



COWBOY BASKETBALL

GAME CENTER

Opponent: No. 15/16 Kansas (21-7, 10-5 Big 12)
Date / Tipoff: March 2, 2019 / 11 a.m. CT
Site: Gallagher-Iba Arena (13,611)
Tickets: okstate.com/tickets or 877-ALL-4-OSU
Series: KU leads 115-59 (36-35 in Stillwater)
TV: CBS (Brad Nessler, Jim Spanarkel)
Webcast: cbs.com/all-access or CBS All-Access app
Radio: Cowboy Radio Network (Dave Hunziker, John Holcomb)
Satellite Radio: Sirius 119, XM 200
Live Stats: okstate.statbroadcast.com

2018-19 TEAM STATS/NCAA RANKING

Category	NCAA Rank	Value	NCAA Rank	Value
Scoring Offense	299	67.5	99	75.9
Scoring Defense	183	71.5	139	69.9
Scoring Margin	286	-4.0	81	6.1
Field-Goal Percentage	289	42.1	56	46.9
Field-Goal Percentage Defense	129	43.0	29	40.5
Three-Point Field-Goal Percentage	29	38.2	90	36.2
Three-Point FG% Defense	216	34.8	163	34.0
Free-Throw Percentage	234	69.0	230	69.0
Rebound Margin	244	-1.3	135	1.6
Assists Per Game	212	13.1	167	13.6
Assist/Turnover Ratio	167	1.04	183	1.02
Blocked Shots Per Game	106	3.9	124	3.8
Steals Per Game	252	5.7	103	6.9
Turnover Margin	240	-0.9	163	0.4
Offensive Rebounds	217	9.46	180	9.93
Turnovers Forced	293	11.71	135	13.71

OKLAHOMA STATE SCHEDULE/RESULTS

Date	Opponent	Time/Result	TV
Nov. 10	at Charlotte	L 64-66	ESPN+
Nov. 14	UTSA	W 82-60	Fox-Plus
Nov. 18	Charleston	W 70-58	FSOK
Nov. 22	Memphis @	W 84-64	ESPN2
Nov. 23	Villanova @	L 58-77	ESPN
Nov. 25	19/21 LSU @	W 90-77	ESPN2
Nov. 30	at Minnesota #	L 76-83	Big Ten
Dec. 5	at Tulsa	L 71-74	CBSSN
Dec. 8	Houston	L 53-63	FSOK
Dec. 16	vs. RV/25 Nebraska &	L 56-79	Big Ten
Dec. 21	Central Arkansas	W 82-73	FSOK
Dec. 29	Texas A&M-CC	W 69-59	FSOK
Jan. 2	Iowa State *	L 63-69	ESPNNews
Jan. 5	at 23/25 Oklahoma *	L 64-74	FSSW
Jan. 8	Texas *	W 61-58	ESPNU
Jan. 12	at West Virginia *	W 85-77	ESPNU
Jan. 14	Baylor *	L 69-73	ESPNU
Jan. 19	at Iowa State *	L 59-72	ESPNU
Jan. 23	Oklahoma *	L 61-70	ESPNU
Jan. 26	South Carolina %	W 74-70	ESPNU
Feb. 2	Kansas State *	L 57-75	ESPNU
Feb. 6	at TCU *	L 68-70	ESPNU
Feb. 9	at 13/14 Kansas *	L 72-84	ESPN
Feb. 13	15/15 Texas Tech *	L 50-78	ESPN2
Feb. 16	at Texas *	L 69-57	CBS
Feb. 18	TCU *	W 68-61	ESPNU
Feb. 23	at 23/21 Kansas State *	L 46-85	ESPN2
Feb. 27	at 11/11 Texas Tech *	L 80-84 OT	ESPNU
March 2	15/16 Kansas *	11 a.m.	CBS
March 6	at Baylor *	8 p.m.	ESPN2
March 9	West Virginia *	3 p.m.	ESPN2/News
March 13-16	Big 12 Championship ^	TBA	TBA

* Big 12 Conference Game

^ Big 12 Championship • Sprint Center (Kansas City)

@ AdvoCare Invitational • HP Field House (Orlando, Fla.)

U.S. Bank Stadium Classic • U.S. Bank Stadium (Minneapolis, Minn.)

& Sanford Pentagon (Sioux Falls, S.D.)

% Big 12/SEC Challenge

GAME 29 ► MARCH 2, 2019 ► 11 A.M. CT ► CBS ► GALLAGHER-IBA ARENA



15/16 KANSAS

21-7, 10-5 Big 12 ► Head Coach: Bill Self



OKLAHOMA STATE

10-18, 3-12 Big 12 ► Head Coach: Mike Boynton, Jr.

OKLAHOMA STATE PROBABLE STARTERS




Guard

13 ISAAC LIKEKELE | 6-4 | 210 | FR. | ARLINGTON, TX

MIN.	PPG	RPG	APG	BPG	SPG	FG%	3FG%	FT%
28.3	8.4	4.6	3.7	0.3	1.3	46.2	27.3	65.2

► 1 of just 2 Big 12 players with 8.4+ ppg, 4.6+ rpg, 3.7+ apg ... 3.7 apg ranks 4th in the Big 12.



Guard

4 THOMAS DZIAGWA | 6-4 | 180 | JR. | TEMPLE TERRACE, FL

MIN.	PPG	RPG	APG	BPG	SPG	FG%	3FG%	FT%
31.4	11.5	2.9	1.5	0.0	0.5	40.8	45.1	73.3

► 45.1 3fg%, 4th in Big 12, 14th in NCAA ... 42.2 career 3fg% 5th, 163 career 3s 12th in OSU history.




Guard

21 LINDY WATERS | 6-6 | 210 | JR. | NORMAN, OK

MIN.	PPG	RPG	APG	BPG	SPG	FG%	3FG%	FT%
33.8	12.1	4.6	2.8	0.2	1.2	43.7	46.9	92.9

► 92.9 ft% leads NCAA ... 46.9 3fg% 1st in Big 12 ... Career 42.3 3fg% ranks 4th in OSU history.



Forward

12 CAMERON MCGRUFF | 6-7 | 220 | JR. | GRAND PRAIRIE, TX

MIN.	PPG	RPG	APG	BPG	SPG	FG%	3FG%	FT%
33.9	12.3	7.5	1.7	0.8	1.1	37.5	30.6	75.8

► 7 double-doubles T3rd in Big 12 ... 4th in the Big 12 with 7.5 rpg ... 22 of OSU's 38 charges.



Forward

14 YOR ANEL | 6-10 | 225 | FR. | OVERLAND PARK, KS

MIN.	PPG	RPG	APG	BPG	SPG	FG%	3FG%	FT%
22.6	7.0	4.4	0.7	2.1	0.2	61.6	-	61.2

► 2.1 bpg 3rd in Big 12, 30th in NCAA ... 60 blocks: T8th most in a season, 18th on OSU career charts.

COWBOY RESERVES

No.	Name	Pos	Ht	Wt	Class	Hometown	Points	Reb	Other
1	Curtis Jones	G	6-4	185	Jr.	Richmond, Va.	7.7	2.9	1.0 app
5	Duncan Demuth	F	6-8	210	Fr.	Seminole, Fla.	1.1	1.4	0.1 app
24	Luke Major	G	6-7	200	Fr.	Edmond, Okla.	0.9	0.3	62.5 fg%
31	Dee Mitchell	G	6-2	190	Fr.	Jefferson, Texas	1.8	0.0	4 apps
33	Trey Reeves	F	6-4	220	Jr.	Gans, Okla.	0.0	0.3	4 apps
35	Tanner Taylor	G	6-1	170	Jr.	Emporia, Kan.	1.5	0.0	2 app
40	Cade Wagner	F	6-6	185	Fr.	Dallas	0.0	0.0	2 app
44	Gabe Simpson	G	6-3	208	Fr.	Jay, Okla.	0.0	0.5	2 app
54	J.K. Hadlock	G	6-1	185	Jr.	Fairfax, Okla.	2.0	1.0	1 app

KANSAS PROBABLE STARTERS

No.	Name	Pos	Ht	Wt	Class	Hometown	Points	Reb	Other
11	Devon Dotson	G	6-2	185	Fr.	Charlotte, N.C.	12.1	3.6	3.6 app
5	Quentin Grimes	G	6-5	210	Fr.	The Woodlands, Texas	7.6	2.4	1.9 app
30	Ochai Agbaji	G	6-5	210	Fr.	Kansas City, Mo.	9.4	4.8	50.5 fg%
1	Dedric Lawson	F	6-9	235	R-Jr.	Memphis, Tenn.	19.0	10.3	1.9 app
33	David McCormack	F	6-10	265	Fr.	Norfolk, Va.	2.3	2.3	54.3 fg%



COACH CAPSULE / ROSTER / MEDIA CALENDAR

HEAD COACH MIKE BOYNTON

Second season | South Carolina, '03



► Mike Boynton took the reigns of the program in 2017 and wasted little time reigniting the Cowboy basketball fanbase.

► Under Boynton, the Cowboys have posted seven wins over ranked opponents, including four victories over top-10 squads.

► In 2017-18, OSU tied

the school record with 15 home wins and notched four victories over teams that advanced to the Elite Eight round of the NCAA Tournament.

► With over a dozen years of experience at the Division I level, Boynton has been a part of nine combined postseason runs as a coach and a player, including NCAA Tournament appearances in four of the last five years.

► His philosophy on life and the game of basketball can be summed up in his favorite saying – let's work – and his Cowboy teams will be a living embodiment of that, with hard-nosed defense and up-tempo attack.

HEAD COACHING RECORD

Year	Record	Big 12	Postseason
2018-19	10-18	3-12	-
2017-18	21-15	8-10	NIT QF
Totals	31-33	11-22	-

AS AN ASSISTANT COACH

Year	School	Role
2016-17	Oklahoma State	Asst. Coach
2013-16	Stephen F. Austin	Asst. Coach
2008-13	South Carolina	Asst. Coach
2007-08	Wofford	Assoc. HC
2005-07	Coastal Carolina	Asst. Coach
2004-05	Furman	Grad. Man.

THE COWBOYS UNDER BOYNTON

vs. Ranked Opponents	7-11
Big 12 Games	11-22
Home Games	22-12
Road Games	3-17
Neutral Games	5-4
Postseason Games	3-2
Leading at Half	24-8
Out-rebounding Opponent	22-9
Forcing 10+ Turnovers	31-22
Scoring 80+ Points	16-4
Hold Opponent Under 70 Points	18-7

THE BOYNTON FILE

- Birthday: Jan. 17, 1982 (36)
- Hometown: Brooklyn, New York
- Alma Mater: South Carolina
- Degree: African American Studies, '03
- Playing Career: South Carolina (2001-04)
- Academic Awards: SEC Community Service Post-Graduate Scholarship

NUMERICAL ROSTER

No.	Name	Pos.	Ht.	Wt.	Class	Exp.	Hometown / Previous School
1	Curtis Jones	G	6-4	185	Jr.	TR	Richmond, Va. / Indiana
4	Thomas Dziagwa	G	6-4	180	Jr.	2L	Temple Terrace, Fla. / Tampa Catholic HS
5	Duncan Demuth	F	6-8	210	Fr.	HS	Seminole, Fla. / Seminole HS
12	Cameron McGriff	F	6-7	220	Jr.	2L	Grand Prairie, Texas / South Grand Prairie HS
13	Isaac Likekele	G	6-4	210	Fr.	HS	Arlington, Texas / Timberview HS
14	Yor Anei	F	6-10	225	Fr.	HS	Overland Park, Kan. / Lee's Summit West HS [Mo.]
21	Lindy Waters, III	G	6-6	210	Jr.	2L	Norman, Okla. / Norman North HS
24	Luke Major	G	6-7	200	Fr.	HS	Edmond, Okla. / Homeschooled (OKC Storm)
31	Dee Mitchell	G	6-2	190	Fr.	HS	Jefferson, Texas / Jefferson HS
33	Trey Reeves	F	6-4	220	Jr.	2L	Gans, Okla. / Muldrow HS
35	Tanner Taylor	G	6-1	170	Jr.	SQ	Emporia, Kan. / Emporia HS
40	Cade Wagner	F	6-6	185	Fr.	HS	Dallas / Highland Park HS
44	Gabe Simpson	G	6-3	208	Fr.	HS	Jay, Okla. / Jay HS
54	J.K. Hadlock	G	6-1	185	Jr.	SQ	Fairfax, Okla. / Glencoe HS

ALPHABETICAL ROSTER

No.	Name	Pos.	Ht.	Wt.	Class	Exp.	Hometown / Previous School
14	Yor Anei	F	6-10	225	Fr.	HS	Overland Park, Kan. / Lee's Summit West HS [Mo.]
5	Duncan Demuth	F	6-8	210	Fr.	HS	Seminole, Fla. / Seminole HS
4	Thomas Dziagwa	G	6-4	180	Jr.	2L	Temple Terrace, Fla. / Tampa Catholic HS
54	J.K. Hadlock	G	6-1	185	Jr.	SQ	Fairfax, Okla. / Glencoe HS
1	Curtis Jones	G	6-4	185	Jr.	TR	Richmond, Va. / Indiana
13	Isaac Likekele	G	6-4	210	Fr.	HS	Arlington, Texas / Timberview HS
24	Luke Major	G	6-7	200	Fr.	HS	Edmond, Okla. / Homeschool (OKC Storm)
12	Cameron McGriff	F	6-7	220	Jr.	2L	Grand Prairie, Texas / South Grand Prairie HS
31	Dee Mitchell	G	6-2	190	Fr.	HS	Jefferson, Texas / Jefferson HS
33	Trey Reeves	F	6-4	220	Jr.	2L	Gans, Okla. / Muldrow HS
44	Gabe Simpson	G	6-3	208	Fr.	HS	Jay, Okla. / Jay HS
35	Tanner Taylor	G	6-1	170	Jr.	SQ	Emporia, Kan. / Emporia HS
40	Cade Wagner	F	6-6	185	Fr.	HS	Dallas / Highland Park HS
21	Lindy Waters	G	6-6	210	Jr.	2L	Norman, Okla. / Norman North HS

COACHES

Head Coach: Mike Boynton, 2nd season (South Carolina, '03)

Assistant Coach: John Cooper, 2nd season (Wichita State, '91)

Assistant Coach: David Kontaxis, 2nd Season (South Florida, '00)

Assistant Coach: Scott Sutton, 2nd Season (Oklahoma State, '95)

Assistant AD/Basketball: Lance Troester, 2nd season (Iowa State, '02)

Director of Player Development: Keiton Page, 7th season (Oklahoma State, '12)

Video Coordinator: Dre Denbow, 2nd season (Florida Gulf Coast, '14)

Strength & Conditioning Coach: Jake Manzelmann, 13th season (Northeastern State, '00)

Athletic Trainer: Kevin Blaske, 8th season (Missouri Southern, '86)

PRONUNCIATIONS

Thomas Dziagwa DUH-zawg-wuh
Isaac Likekele "Likely"

Duncan Demuth DUH-moo-th
Yor Anei Your uh-NAY

WEEKLY MEDIA CALENDAR

25 Monday	26 Tuesday	27 Wednesday	28 Thursday	1 Friday	2 Saturday	3 Sunday
3:15 p.m. Practice in GIA	2:30 p.m. Practice in GIA Travel to Lubbock	Game 28 6 p.m. at Texas Tech TV: ESPNU	3:45 p.m. Practice in GIA	1:45 p.m. Practice in GIA 2:45 p.m. Media Availability	Game 29 11 a.m. vs Kansas TV: CBS	Off Day

COMMUNICATIONS CONTACT: STEPHEN HOWARD

Email: stephen.howard@okstate.edu ► Office: 405-744-7756 ► Cell: 817-793-5199 ► Twitter: @showardsid



GAME NOTES

THE BASICS

► Oklahoma State's Lindy Waters knocked down seven 3-pointers, including four in the final 55 seconds of regulation, to take No. 11 Texas Tech into overtime in Lubbock, Texas. The Red Raiders made the plays in overtime to seal the victory, but the Cowboys showed they're far from done competing. Now OSU welcomes No. 15/16 Kansas back to Gallagher-Iba Arena. No team has the Jayhawks number quite like the Cowboys, who have taken down Kansas in four of their last five trips to Stillwater. In fact, OSU's eight wins over KU since 2008 are the most by any team. Bill Self's squad is led by do-it-all forward Dedric Lawson, who leads the Big 12 in both scoring (19.0) and rebounding (10.3).

ON THE AIR

► The matchup will air on CBS at 11 a.m. Central. The crew of Brad Nessler and Jim Spanarkel will handle the on-air duties. The webcast is available at cbs.com/all-access or the CBS All-Access app. Dave Hunziker and John Holcomb will have the Cowboy Radio Network call, which can also be heard on TuneIn Radio or on satellite radio XM 119 and Sirius 200.

OKLAHOMA STATE SNAPSHOT



► Cowboy Quick Hitters

- Down a bucket, 58-56, with 3:35 to play at No. 11/11 Texas Tech, Cameron McGriff found walk-on Dee Mitchell on the left wing. Mitchell, who suited up for OSU for the first time on Jan. 13, knocked down the 3-pointer to give the Cowboys their first lead of the game. He finished the game with a team-best plus/minus of +9 and was trending nationally on Twitter alongside Lindy Waters.
- OSU hit a school record 17 3-pointers at Texas Tech on Wednesday night. The 17 3s are the most by a Big 12 team this season, and broke a school record that had stood since 2004.
- Yor Anei has 60 blocks on the year, and only needs five more blocks to tie OSU's freshman blocks record, which was set by Byron Houston at 65 in 1988-89.

► Splash Brothers

Lindy Waters and Thomas Dziagwa combined to go 13-of-19 (.684) from 3-point at Texas Tech on Wednesday night, but the junior duo has been unstoppable from deep all season. OSU joins Dartmouth as the only teams in the country with two players that average more than 2.0 3-point makes per game while also shooting 45.0 percent or better from deep. Waters leads the Big 12 with a 3-point clip of 46.9 percent, while Dziagwa ranks fourth in the conference and 14th in the country with a 45.1 percent mark.

► Downtown Cowboys

Oklahoma State is one of the country's best 3-point shooting squads. The Cowboys lead the Big 12 in 3-point makes per game (8.8) and 3-point percentage (38.2), and the 38.2 percent clip ranks 29th in the NCAA. Their 245 makes from deep rank sixth in school history for a single season, and their 38.2 percent mark is the 10th best by a Cowboy squad. Only two teams in program history hit more than 8.8 3-pointers per game - 2008-09 (9.3) and 2016-17 (8.9).

► 6-10 And Growing

At 6-10 with a 7'0 1/2" wing span, Yor Anei is a natural shot blocker, and ranks third in the Big 12 and 30th nationally with 2.1 blocks per game. With 60 blocks on the year, he is currently tied with Bryant Reeves' senior season of 1994-95 for the eighth most blocks by an OSU player in a season. Anei already ranks 18th in OSU history in career blocks. He has at least one block in 13 straight games and in 24 games this year.

► Seeding Situation

At 3-12 in Big 12 play with three regular season games to go, Oklahoma State is now mathematically locked into the first day of action at the Big 12 Championship. If the Championship were to start today, the Cowboys would be the No. 9 seed and would face No. 8 seed Oklahoma in the opening round for the second straight year. Last season, the No. 8 seeded Cowboys eliminated the rival Sooners in the opening round, 71-60, but OSU lost both 2019 matchups with Oklahoma.

► Likekele Story

Isaac Likekele is just the fifth Cowboy freshman to ever register 100 dimes in a season. Likekele is one of just two Big 12 players - and the only freshman - averaging 8.4 points, 4.6 rebounds and 3.7 assists per game, and his 3.7 assists rank fourth in the Big 12. The former Texas 5A state champion and all-state guard from Arlington, Texas, has a vocal leadership style to go with length and versatility. Boynton has been quick to describe Likekele as "in the mold of" Cowboy greats Tony Allen and Marcus Smart.

IN THE POWER RANKINGS

(Feb. 28)	OSU	KU
AP/Coaches Poll	NR/NR	15/16
NCAA N.E.T.	89	17
Ken Pomeroy	105	15
Jeff Sagarin	11	84
ESPN BPI	128	16

DEADLY DUOS FROM DEEP

Player, School	3fg/g	3fg%
Lindy Waters, OSU	2.2	46.9
Thomas Dziagwa, OSU	3.3	45.1
James Foye, Dartmouth	2.0	49.5
Brendan Barry, Dartmouth	2.9	46.1

ANEI IN THE NATIONAL RANKINGS

Category	Stat	Rank
Block Percentage	11.6	16th
Blocks Per Game	2.14	30th
Total Blocks	60	27th

OSU FRESHMAN ASSIST RECORDS

Player	Assists	Year
Marcus Smart	139 (4.2)	2012-13
Jawun Evans	108 (4.9)	2015-16
Byron Eaton	104 (3.2)	2005-06
Darwyn Alexander	104 (3.5)	1988-89
Isaac Likekele	103 (3.7)	2018-19



BIG 12 STANDINGS

(As of Feb. 28)

School	Big 12	Overall	Pct.
Texas Tech	11 - 4	23 - 5	.821
Kansas State	11 - 4	21 - 7	.750
Kansas	10 - 5	21 - 7	.750
Baylor	10 - 5	19 - 9	.679
Iowa State	9 - 6	20 - 8	.714
Texas	7 - 8	15 - 13	.536
TCU	6 - 9	18 - 10	.643
Oklahoma	5 - 10	17 - 11	.607
Oklahoma State	3 - 12	10 - 18	.357
West Virginia	3 - 12	11 - 17	.393

BIG 12 QUICK HITTERS

- There's not a tighter conference race in the country than that in the Big 12 with five teams within two games of the top spot. K-State and Texas Tech are tied atop the standings, but Kansas and Baylor are just a game back in third place. Iowa State is still within striking distance as well.
- Kansas (1st), Texas (3rd), Oklahoma (7th), Oklahoma State (8th), West Virginia (15th), TCU (20th) and K-State (24th) are ranked in the top 25 for strength of schedule. All Big 12 teams are in the top 50.
- The Big 12 has the lowest average NET ranking of 40.3 and the lowest average strength of schedule rating at 20.3.

BIG 12 BASKETBALL THIS WEEK

MONDAY, FEB. 25

Oklahoma at Iowa State, 7 p.m.
Kansas State at Kansas, 8 p.m.

TUESDAY, FEB. 26

TCU at West Virginia, 6 p.m.

WEDNESDAY, FEB. 27

Oklahoma State at Texas Tech, 6 p.m.
Texas at Baylor, 8 p.m.

SATURDAY, MARCH 2

Kansas at Oklahoma State, 11 a.m.
Iowa State at Texas, 1 p.m.
West Virginia at Oklahoma, 1 p.m.
Texas Tech at TCU, 3 p.m.
Baylor at Kansas State, 7 p.m.

MONDAY, MARCH 4

Texas at Texas Tech, 8 p.m.
Kansas State at TCU, 8 p.m.

TUESDAY, MARCH 5


Kansas at Oklahoma, 8 p.m.

WEDNESDAY, MARCH 6

Iowa State at West Virginia, 6 p.m.
Oklahoma State at Baylor, 8 p.m.



GAME NOTES

 LAST TIME OUT Feb. 27, 2019 Lubbock, Texas Overtime	
OKLAHOMA STATE	80
11/11 TEXAS TECH	84

QUICK HITTERS

- ▶ OSU's Lindy Waters knocked down four 3-pointers in the final 55 seconds of regulation, including the game-tying buzzer-beater to force overtime, but Texas Tech made the plays in the extra session to pull out an 84-80 win.
- ▶ In all, Waters hit 7-of-10 3-pointers on the night for a career-high 26 points. The junior added two assists and a steal with zero turnovers.
- ▶ The Cowboys hit a school-record 17 3-pointers on 53.1 percent shooting, which helped erase a 14-point second-half deficit.
- ▶ Thomas Dziagwa was also hot from deep, and knocked down six of his nine attempts for 20 points. It was his third 20-point game in the last four outings.
- ▶ Davide Moretti iced the game for the Red Raiders with 12-of-12 shooting from the stripe. He finished with 20 points, while Jarrett Culver posted a double-double with 19 points and 10 boards.

QUOTABLE COWBOY

▶ Mike Boynton on his team's performance ...

"It goes to the character of the kids. We have obviously not had a great season, to this point, but they care about the right things. They work really hard. They want to represent the university, the program in the right way. I'm proud to be there coach and look forward to getting back to practice tomorrow."

BOX SCORE

VISITORS: Oklahoma State (10-18, 3-12 Big 12)

#	Player	tot-fg	3-pt	rebounds	pts	ast	blk	min
04	Dziagwa, Thomas	12	6	9	0	0	0	44
12	McGriff, Cameron	2	11	0	4	4	3	11
13	Likelele, Isaac	2	7	0	1	3	1	3
14	Anel, Yor	1	2	0	1	2	0	4
21	Waters, Lindy	9	18	7	10	1	1	3
01	Jones, Curtis	4	13	3	7	0	0	1
05	Demuth, Duncan	0	0	0	0	0	0	0
31	Mitchell, Dee	1	1	1	2	3	0	0
	Team							
	Totals	26	64	17	32	11	13	6

TOTAL FG%	1st Half: 9-28 32.1%	2nd Half: 15-29 51.7%	Game: 40.6%	DEADBALL
3-PT FG%	1st Half: 7-15 46.7%	2nd Half: 9-14 64.3%	Game: 53.1%	REBOUNDS
F Throw %	1st Half: 2-2 100%	2nd Half: 5-6 83.3%	Game: 84.6%	2

HOME TEAM: 11/11 Texas Tech (23-5, 11-4 Big 12)

#	Player	tot-fg	3-pt	rebounds	pts	ast	blk	min
11	Tariq Owens	7	10	0	0	2	3	4
13	Matt Mooney	3	11	0	4	0	0	2
23	Jarrett Culver	7	22	1	5	4	5	7
25	Davide Moretti	3	4	2	2	12	0	3
32	Norense Odias	4	0	0	0	2	1	7
00	Kyler Edwards	0	4	0	4	4	0	4
01	Brandon Francis	1	5	0	2	2	4	0
03	Deshawn Corprew	3	7	0	2	1	2	3
	TEAM							
	Totals	28	67	3	19	25	12	32

TOTAL FG%	1st Half: 14-35 40.0%	2nd Half: 10-23 43.5%	Game: 41.8%	DEADBALL
3-PT FG%	1st Half: 2-10 20.0%	2nd Half: 1-7 14.3%	Game: 15.8%	REBOUNDS
F Throw %	1st Half: 7-7 100%	2nd Half: 13-19 68.4%	Game: 78.1%	6

Officials: Tom Eades, Kelly Self, Jeb Hartness
Technical fouls: Oklahoma State-None. Texas Tech-None.
Attendance: 12248

Score by Periods	1st	2nd	OT	Total
Oklahoma State	27	44	9	80
Texas Tech	37	34	13	84

Points in the paint-OSU 8, TTU 36. Points off turnovers-OSU 8, TTU 6.
2nd chance points-OSU 11, TTU 13. Fast break points-OSU 0, TTU 0.
Bench points-OSU 16, TTU 15. Score tied 4 times. Lead changed 2 times.
Last FG-OSU OT-01:01, TTU OT-00:34.
Largest lead-OSU by 1 2nd-03:35, TTU by 14 2nd-18:31.
OSU led for 00:17. TTU led for 42:49. Game was tied for 01:38.

▶ Dizzy-ing 3-Point Pace

Thomas Dziagwa, nicknamed "Dizzy" by his teammates, has a chance to become just the fifth OSU player to ever knock down 100 3-pointers in a single season. The junior, who ranks sixth in OSU history with 93 makes from deep this year, leads the Big 12 with an average of 3.3 3-pointers per game, and his 45.1 percent clip ranks fourth. He now has 163 career 3-pointers to his credit, which is 12th in OSU history, and his 42.2 percent career mark is fifth. Dziagwa has 20 games with at least a trio of 3-pointers this year.

▶ One Of The Nation's Best At The Stripe ... Again

Cowboy captain Lindy Waters is currently the NCAA leader in free throw percentage with a mark of 92.9 percent. Waters has the chance to become the third Cowboy to lead the nation in free throw shooting, and the second in the last three seasons. Phil Forte led the NCAA with a school-record mark of 95.5 percent (84-of-88) as a senior in 2016-17 and Arlen Clark did the same as a senior in 1958-59 after shooting 85.2 percent (201-of-241).

▶ Triple-Threat Cowboy

Cameron McGriff has a unique combination of athleticism and shooting ability that makes him one of just two Big 12 players averaging 12.3 points, 7.5 rebounds and a 3-point mark of 30.6 percent or better (joining Dedric Lawson of Kansas). The junior is third in the Big 12 with seven double-doubles on the season, and his 7.5 rebounds per game are the most by a Cowboy since Marshall Moses averaged 8.1 per game in 2009-10. He already has 50 career blocks, which ranks 23rd in school history, and he's 24th in school history with a 78.9 percent clip from the free throw line.

▶ Iron Sharpens Iron

OSU faced arguably one of the nation's toughest schedules. The official NCAA N.E.T. ranks OSU eighth nationally in strength of schedule, while CBS Sports ranks it sixth and KenPom has the OSU schedule at No. 5 nationally. Seven of OSU's 12 non-con games were played away from home, and eight of their last 10 non-con opponents were ranked 125 or better in the KenPom rankings, including five in the top 60.

▶ New Additions

Oklahoma State held walk-on tryouts following the dismissals of four players in January, and Mike Boynton and the Cowboys came away with a practice squad of six players out of the 49 students that tried out. Five walk-ons have been added to the official roster, and all saw their first action against Texas Tech on Feb. 13.

- **31 Dee Mitchell** (6-2, 190, Fr., G, Jefferson, Texas) District 16-3A MVP last year ... AAU teammates with Avery Anderson.
- **35 Tanner Taylor** (6-1, 170, Jr., G, Emporia, Kansas) Former football walk-on ... Spent last 3 seasons as hoops manager.
- **40 Cade Wagner** (6-6, 185, Fr., F, Dallas) First Team All-District last season for Highland Park HS in Dallas.
- **44 Gabe Simpson** (6-3, 208, Fr., G, Jay, Okla.) Walk-on to both the Cowboy football and basketball programs.
- **54 J.K. Hadlock** (6-1, 185, Jr., G, Fairfax, Okla.) 2015 OCA All-State selection ... JUCO baseball pitcher

▶ Proud Of Our Native Heritage

According to data published in December by the NCAA and Osage News, just 14 Native American men played Division I basketball in 2018. Walk-ons J.K. Hadlock (Osage) and Gabe Simpson (Cherokee) joined junior Lindy Waters III (Kiowa/Cherokee), the Cowboys now have more indigenous players on their roster than any Division I basketball conference did last season. The 2018 American Indian Exposition honored Lindy Waters with their Indian of the Year award. The AIE is one of the oldest and largest intertribal gatherings in the United States. The celebrations dates back to 1924 and includes representatives from nearly 50 native tribes each year.

▶ Reinforcements Arriving

Mike Boynton and the Cowboy coaching staff have put together one of the nation's top recruiting class for 2019-20. On National Signing Day on Nov. 15, Scout and 247Sports rated OSU's class as the nation's 13th best and ESPN tabbed it 15th, which makes it one of the best OSU classes since recruiting rankings began in the early 2000s. Here's a quick breakdown of the Cowboy recruiting class.

- **Marcus Watson** (6-6, G, Buford, Ga.) - Four-star ... Nation's No. 45 overall player, No. 8 shooting guard by 247Sports.
- **Avery Anderson III** (6-2, G, Justin, Texas) - Four-star ... Nation's No. 126 overall player, No. 19 combo guard by 247Sports.
- **Kalib Boone** (6-9, F, Tulsa, Okla.) - Four-star ... Nation's No. 98 player by ESPN and 247Sports ... No. 1 player in Okla.
- **Keylan Boone** (6-7, F, Tulsa, Okla.) - Three-star ... Nation's No. 46 wing ... All-State honoree ... 2X state champ.

▶ Transfer Of Power

Andy Katz named Curtis Jones one of the nation's top-15 transfers heading into the 2018-19 season. The Richmond, Virginia native appeared in 40 games for Indiana over the previous two seasons. He shot 35.0 percent (21-of-60) from beyond the arc in 2016-17, and scored 3.5 points in 11.2 minutes per game as a true freshman. Jones was a standout at Huntington Prep and a consensus top-100 recruit prior to his time in Bloomington. This season, the junior earned Co-Big 12 Newcomer of the Week honors on Dec. 24 for his 23 point game against Central Arkansas.

NCAA FREE THROW LEADERS

Player, School	FTM-FTA	Pct.
Lindy Waters, OSU	65-70	92.9
Davide Moretti, Texas Tech	78-84	92.9
Gavin Peppers, Nicholls St.	73-79	92.4
Fletcher Magee, Wofford	84-91	92.3
Markus Howard, Marquette	173-189	91.5



GAME NOTES

► 80th Year of the White Maple

Welcome to the 80th year on the historic white maple floor of GIA, which has the distinction of being the oldest in college basketball. Since hosting its first game on Dec. 9, 1938 (a 21-15 win over Kansas) the GIA floor has seen OSU amass an 806-234 (.775) home record, which has included just nine non-conference home losses since 1987. In 2005, the floor was named in honor of Eddie Sutton, who won 804 career games and led OSU to Final Four appearances in 1995 and 2004.

OSU IN GALLAGHER-IBA ARENA

	W	L	Win %
Overall	807	234	77.5%
Non-Conference	434	49	89.9%
Non-Con Since 1989	219	9	96.1%
Conference	372	185	66.8%
Big 12	132	56	70.2%

► Coaching Veterans

Cowboy head coach Mike Boynton is one of just 12 coaches in the country, and the only coach in the Big 12, to have the luxury of multiple former head coaches on his staff. John Cooper is a veteran of over 100 wins as a head coach at Miami-Ohio (2017-17) and Tennessee State (2009-12), while Scott Sutton spent 18 seasons as the head coach at Oral Roberts, where he posted 328 career wins.

► Preseason Polls

The Cowboys were once again picked to finish 10th in the Big 12 by the league's coaches. Last season, OSU went on to defy those expectations by finishing with 21 wins overall and in a tie for sixth place in the league at 8-10. The Cowboys took two out of three matchups against both Oklahoma and Kansas, and split the season series with West Virginia and Texas Tech.

► 2017-18 in Review

Mike Boynton's first year in Stillwater was one to remember thanks to six wins over ranked opponents, including a school-record four victories over top-10 teams, and a school-record tying 15 home wins. Built on the mantra "Let's Work," the Cowboys became the first team to sweep the regular season series with Kansas since 2001. The senior trio of Jeffrey Carroll, Mitchell Solomon and Kendall Smith helped the Cowboys advance to the third round of the NIT.

► Home Court Advantage

In the AP Poll era (since the 1948-49 season) the Cowboys have a stellar 10-6 record (62.5 percent) at home against teams ranked inside the top three, which is tops in the country. In program history, the Cowboys have 14 wins against the top three, including three wins over the No. 1 team in the country. OSU currently owns 49 wins over top 10 teams.

AT HOME AGAINST TOP-3 TEAMS

	W	L	Win %
Oklahoma State	10	6	62.5
Indiana	14	9	60.9
Kentucky	9	7	56.3
Texas	7	6	53.8

► Tourney Town

The Cowboys have advanced to the NCAA Tournament in four of the last six seasons and 28 times overall. The Cowboys have six Final Four appearances - 1945, 1946, 1949, 1951, 1995, 2004 - which is tied for the 10th most. OSU was the first program to win back-to-back NCAA national titles in 1945 and 1946, and the two championships tie the Cowboys for ninth most.

STREAKS & TRENDS

► Team Streaks

- The Cowboys have taken down the Jayhawks in four of their last five meetings in Gallagher-Iba Arena.
- OSU has knocked down 11 or more 3-pointers in two of the last three games.
- The Cowboys have won five of their last 11 matchups against AP ranked opponents, and are 7-11 against the AP top-25 under Mike Boynton.
- The Cowboys have fallen in their last six road games, and are 1-10 this year in true road contests.
- OSU is 10-3 this season when it leads at the half and 0-15 when it enters the half tied or trailing.
- OSU has forced at least 10 turnovers 53 times under Mike Boynton, and is 31-22 in those games.
- OSU has made at least one three-pointer in 612 consecutive games dating back to Jan. 13, 2001, which is the 24th longest current streak in college basketball.

► Individual Streaks

- The Cowboys have used the same starting lineup in 23 straight games: **Isaac Likekele, Thomas Dziagwa, Lindy Waters, Cameron McGriff and Yor Anei**. Likekele, Dziagwa, Waters and McGriff have started every game this year.
- **Yor Anei** has blocked at least one shot in 13 straight games and in 24 of OSU's 28 games overall.
- Over the last four games **Thomas Dziagwa** is 21-of-40 (.525) from 3-point. He's hit at least one 3-pointer in every game but one this season, and has 20 games with at least a trio of 3-pointers.
- **Isaac Likekele** has reached double figures in scoring in fives of the last seven contests.
- **Lindy Waters** is 36-of-66 (.545) from 3-point in Big 12 play, which leads the league.

NOTING THE PROGRAM

The Oklahoma State basketball program has a proud history that includes the following:

- 28 NCAA tournament appearances
- Two NCAA championships (1945 and 1946)
- Six Final Fours
- 11 Elite Eights
- 11 Sweet 16s
- 21 Conference Championships
- 34 All-America Selections
- Nine consensus All-Americans
- Seven conference players of the year
- 28 players in the NBA

MOST NCAA CHAMPIONSHIPS

1.	11	UCLA
2.	8	Kentucky
3	6	North Carolina
4.	5	Duke
	5	Indiana
6.	4	Connecticut
7.	3	Kansas
	3	Louisville
9.	2	Oklahoma State
	2	Cincinnati
	2	Florida
	2	Michigan State
	2	North Carolina State
	2	San Francisco
	2	Villanova

MOST FINAL FOUR APPEARANCES

1.	20	North Carolina
2.	17	UCLA
	17	Kentucky
4.	16	Duke
5.	14	Kansas
6.	10	Ohio State
7.	9	Michigan State
	9	Louisville
9.	8	Indiana
10.	6	Oklahoma State
		Arkansas
		Cincinnati
		Syracuse

NAISMITH HALL OF FAMERS


Bob Kurland	Enshrined in 1961
Mr. Henry Iba	Enshrined in 1969
Don Haskins	Enshrined in 1997
Bill Self	Enshrined in 2017

COLLEGE BASKETBALL HALL OF FAMERS

Don Haskins	Inducted in 2006 (founding member)
Mr. Henry Iba	Inducted in 2006 (founding member)
Bob Kurland	Inducted in 2006 (founding member)
Eddie Sutton	Inducted in 2011



GAME NOTES

 LAST MEETING Feb. 9, 2019 Lawrence, Kansas	
OKLAHOMA STATE	72
13/14 KANSAS	84

QUICK HITTERS

► A second-half explosion from 3-point lifted No. 13/14 Kansas to an 84-72 win over Oklahoma State at Allen Fieldhouse on Saturday.

► The Jayhawks shot 51.5 percent from the floor in the second half to open up what was a tie ballgame at the half at 36-36. KU knocked down four straight 3-pointers in a 16-2 run midway through the second half.

► Dedric Lawson finished with 25 points and freshman guard Ochai Agbaji added 23.

► Cameron McGriff posted his second consecutive 20-point outing in Allen Fieldhouse. The junior had 20 points and nine rebounds in OSU's victory in 2018 and had 22 points on Saturday.

► OSU freshman guard Isaac Likekele tallied 14 points, while Lindy Waters added 11 points and Thomas Dziagwa knocked down a trio of 3-pointers to finish with 11 points.

QUOTABLE COWBOY**► Mike Boynton on his team's performance ...**

"I told them, 'I know right now it's tough, no one likes losing.' Our kids obviously still compete hard, they give great effort, we're capable of being right there. We've got to eliminate whatever those three-to-four-minute stretches are that we have had almost every game that really has hurt us."

BOX SCORE

VISITORS: Oklahoma State (9-14, 2-8 Big 12)

#	Player	tot-fg	3-pt	fg	fga	ft	fta	of	de	tot	pf	tp	a	to	bk	s	min
12	McGriff, Cameron	f	14	2	6	8	2	4	6	5	22	0	0	0	2	32	
14	Anel, Yor	f	2	6	0	4	4	1	2	3	2	8	3	3	3	0	38
04	Dziagwa, Thomas	g	4	9	3	6	0	0	1	4	5	1	1	1	1	0	34
13	Likekele, Isaac	g	5	13	1	2	3	4	1	4	5	3	14	6	2	0	37
21	Waters, Lindy	g	4	6	3	5	2	2	0	1	1	2	13	1	1	0	30
01	Jones, Curtis	1	5	0	1	0	0	3	3	2	2	0	0	0	0	22	
05	Demuth, Duncan	1	2	0	0	0	1	1	2	0	2	0	1	0	0	7	
	Team																
	Totals.....			24	55	9	20	15	18	8	19	27	15	72	11	8	200

TOTAL FG% 1st Half: 13-26 50.0% 2nd Half: 11-29 37.9% Game: 43.6% DEADBALL
3-PT FG% 1st Half: 4-7 57.1% 2nd Half: 5-13 38.5% Game: 45.0% REBOUNDS
F Throw % 1st Half: 6-8 75.0% 2nd Half: 9-10 90.0% Game: 83.3% 3

HOME TEAM: Kansas (18-6, 7-4 Big 12)

#	Player	tot-fg	3-pt	fg	fga	ft	fta	of	de	tot	pf	tp	a	to	bk	s	min
01	Lawson, Dedric	f	10	17	3	8	2	2	5	7	2	25	5	2	0	1	39
33	McCormack, David	f	0	3	0	0	0	4	1	5	2	0	0	0	0	1	14
05	Grimes, Quentin	g	2	7	2	6	0	1	1	3	4	2	6	1	4	0	30
11	Dotson, Devon	g	6	10	1	4	5	1	4	5	2	18	4	1	0	2	37
30	Agbaji, Ochai	g	8	12	5	7	2	2	1	5	6	1	23	2	0	0	36
02	Moore, Charlie	2	7	0	4	0	0	0	0	0	4	1	0	1	1	13	
13	Lawson, K.J.	1	3	0	1	0	0	0	1	1	1	2	0	1	0	11	
44	Lightfoot, Mitch	2	3	0	1	2	5	5	4	9	5	6	1	0	2	1	20
	TEAM																
	Totals.....			31	62	11	29	11	15	15	23	38	15	84	14	8	200

TOTAL FG% 1st Half: 14-29 48.3% 2nd Half: 17-33 51.5% Game: 50.0% DEADBALL
3-PT FG% 1st Half: 5-14 35.7% 2nd Half: 6-15 40.0% Game: 37.9% REBOUNDS
F Throw % 1st Half: 3-3 100% 2nd Half: 8-12 66.7% Game: 73.3% 1

Officials: Kelly Self, Rick Crawford, Marques Pettigrew
Technical fouls: Oklahoma State-None. Kansas-None.
Attendance: 16300

Score by Periods	1st	2nd	Total
Oklahoma State	36	36	72
Kansas	36	48	84

Points in the paint-OSU 22, KU 28. Points off turnovers-OSU 10, KU 7.
2nd chance points-OSU 11, KU 11. Fast break points-OSU 10, KU 9.
Bench points-OSU 4, KU 12. Score tied-3 times. Lead changed-4 times.
Last FG-OSU 2nd-00:01, KU 2nd-00:05.
Largest lead-OSU by 1 1st-11:40, KU by 19 2nd-05:00.
OSU led for 01:09. KU led for 36:23. Game was tied for 02:28.

INSIDE THE MATCHUP WITH THE JAYHAWKS**► The Series With The Jayhawks**

This will be the 175th meeting between Oklahoma State and Kansas, which trails only the Bedlam matchup with Oklahoma (237 meetings) as OSU's longest standing rivalry. This will be the 34th consecutive meeting in which the Jayhawks have been ranked inside the Associated Press top-25. KU is currently ranked No. 15 in the country in the AP poll. Kansas leads the overall series to 115-59, including a slim 36-35 edge in Stillwater. However, OSU has a 35-33 margin inside Gallagher-Iba Arena, which opened with a 21-15 win for Mr. Henry Iba's Aggies over the Phog Allen coached Jayhawks on Dec. 9, 1938.

► Success Against KU

No other program has had as much recent success against Kansas as Oklahoma State, which has eight wins over the Jayhawks since 2008. OSU has won four of the last five games against KU in Gallagher-Iba Arena, including last year's 82-64 wire-to-wire victory. Oklahoma State's last eight wins over Kansas have been unranked Cowboys teams upsetting a Jayhawks squad ranked No. 8 or better in the AP poll. In fact, OSU pulled off an improbably upset in 2016 when a 12-win Cowboys squad took down No. 3 Kansas, 86-67.

► Sweeping The Jayhawks

The Cowboys took both regular season meetings with the Jayhawks last season, which was the first regular season sweep of Kansas since 2001. Kendall Smith had 24 points in the 84-79 win in Allen Fieldhouse, including the game-clinching free throws in the closing minutes. That game was also Cameron McGriff's coming-out party with 20 points and nine rebounds. Smith followed that performance up with 25 points in OSU's 82-64 senior-day win over the Jayhawks in Gallagher-Iba Arena.

► Always A Cowboy

Former Cowboy Bill Self is facing his alma mater for the 33rd time as a head coach, including four meetings in his time at Oral Roberts and 28 at Kansas. Self's record against OSU is 19-13 (18-10 with KU, 1-3 with ORU), but he is 4-9 inside Gallagher-Iba Arena (4-7 with KU, 0-2 with ORU).

► Self's Cowboy Career

Self was a four-year letterman at OSU under Paul Hansen from 1981-85, and his 319 career assists still rank 14th in school history. Only two OSU point guards had more 10-assist games than Self, who piled up six. His junior season of 1983-84 saw him rack up 126 assists with a 2.42 assist/turnover ratio, which is still the seventh-best ratio by a Cowboy. After graduating in 1985, Self would spend seven seasons as an assistant coach at OSU under Leonard Hamilton and Eddie Sutton.

► Against The Big 12

The Cowboys are now 197-184 (.517) all-time in Big 12 play, including a 132-56 (.702) clip in Gallagher-Iba Arena.

► The Series (Big 12 era meetings below)

Overall 59-115 • Home 35-36 • Away 12-62 • Neutral 12-17

Date	Site	Rank	Score	Date	Site	Rank	Score
02-12-1997	Lawrence, Kan.	NR/1	L 72-104	03-10-2011	Kansas City, Mo.	NR/2	L 62-63
03-07-1997	Kansas City, Mo.	NR/1	L 59-74	02-11-2012	Lawrence, Kan.	NR/7	L 66-81
03-01-1998	Stillwater, Okla.	25/4	L 67-71	02-27-2012	Stillwater, Okla.	NR/3	L 58-70
02-22-1999	Lawrence, Kan.		L ot 66-67	02-02-2013	Lawrence, Kan.	NR/2	W 85-80
03-07-1999	Kansas City, Mo.		L 37-53	02-20-2013	Stillwater, Okla.	14/9	L 2ot 67-68
02-07-2000	Stillwater, Okla.	14/20	W 86-53	01-18-2014	Lawrence, Kan.	9/15	L 78-80
03-10-2000	Kansas City, Mo.	17/24	W 77-58	03-01-2014	Stillwater, Okla.	NR/5	W 72-65
02-10-2001	Lawrence, Kan.	NR/5	L 61-77	03-13-2014	Kansas City, Mo.	NR/10	L ot 70-77
01-15-2002	Stillwater, Okla.	6/4	L 61-79	01-13-2015	Lawrence, Kan.	24/9	L 57-67
03-01-2003	Lawrence, Kan.	16/7	L 61-79	02-07-2015	Stillwater, Okla.	NR/8	W 67-62
02-09-2004	Stillwater, Okla.	10/12	W 80-60	01-19-2016	Stillwater, Okla.	NR/3	W 86-67
02-27-2005	Lawrence, Kan.	4/8	L 79-81	02-15-2016	Lawrence, Kan.	NR/2	L 67-94
03-12-2005	Kansas City, Mo.	10/9	W 78-75	01-14-2017	Lawrence, Kan.	NR/2	L 80-87
02-13-2006	Stillwater, Okla.	NR/22	L 49-64	03-04-2017	Stillwater, Okla.	RV/1	L 85-90
03-10-2006	Kansas City, Mo.	NR/17	L 62-63	02-03-2018	Lawrence, Kan.	NR/7	W 84-79
01-10-2007	Lawrence, Kan.	9/6	L 57-87	03-03-2018	Stillwater, Okla.	NR/6	W 82-64
02-23-2008	Stillwater, Okla.	NR/4	W 61-60	03-08-2018	Kansas City, Mo.	NR/9	L 68-82
02-07-2009	Lawrence, Kan.	NR/21	L 67-78	02-09-2019	Lawrence, Kan.	NR/13	L 72-84
02-27-2010	Stillwater, Okla.	RV/1	W 85-77				
02-21-2011	Lawrence, Kan.	NR/3	L 65-92				



RECORDS WATCH

CAREER 3-POINTERS MADE

Rnk	No	Avg	Name (Years)
5.	228	1.87	Adrian Peterson (1995-99)
6.	225	2.23	James Anderson (2007-10)
7.	197	1.65	JamesOn Curry (2004-07)
8.	183	1.55	Jeffrey Carroll (2014-18)
9.	182	1.42	Joe Adkins (1996-2000)
10.	175	2.57	John Lucas (2003-05)
11.	170	2.70	Brooks Thompson (1992-94)
12.	163	1.81	Thomas Dziagwa (2016-Pr)
13.	153	1.14	Terrel Harris (2005-09)
14.	146	1.09	Markel Brown (2010-14)
15.	135	1.44	Victor Williams (2000-03)
16.	130	1.51	Lindy Waters (2016-Pr)
	130	1.01	Desmond Mason (1996-2000)
	130	2.10	Glendon Alexander (1998-00)
19.	126	1.34	Melvin Sanders (2000-03)
20.	118	0.92	Corey Williams (1988-92)

SINGLE SEASON 3-POINTERS MADE

Rnk	No	Name (Years)
1.	146	Randy Rutherford (Sr.), 1994-95
2.	110	Brooks Thompson (Sr.), 1993-94
3.	103	Keiton Page (Sr.), 2011-12
4.	100	Phil Forte (So.), 2013-14
	100	John Lucas (Sr.), 2004-05
6.	93	Thomas Dziagwa (Sr., 2018-19)
7.	88	Obi Muonelo (Sr.), 2008-09
	88	JamesOn Curry (Sr.), 2006-07
9.	85	Phil Forte (Sr.), 2016-17
10.	84	James Anderson (So.), 2008-09
11.	82	Adrian Peterson (Sr.), 1998-99
12.	80	Obi Muonelo (Sr.), 2009-10
	80	Glendon Alexander (Sr.), 1999-00
14.	78	Randy Rutherford (Sr.), 1993-94
15.	75	John Lucas (Sr.), 2003-04
16.	74	James Anderson (Sr.), 2009-10
	74	Keiton Page (So.), 2009-10
18.	70	Phil Forte (Sr.), 2014-15
19.	68	Phil Forte (Fr.), 2012-13
20.	67	Jeffrey Carroll (Sr.) 2017-18
	67	James Anderson (Fr.), 2007-08
22.	64	JamesOn Curry (So., 2005-06)
	64	Maurice Baker (Sr., 2000-01)
	64	Desmond Mason (Sr., 1999-00)
25.	63	Keiton Page (Fr., 2008-09)
	63	Adrian Peterson (So., 1996-97)
27.	61	Lindy Waters (Sr., 2018-19)
	61	Todd Christian (Sr., 1986-87)

CAREER 3-POINT PERCENTAGE

MINIMUM 50 MAKES

Rnk	No	Name (Years)	Made-Att
1.	44.4	Sean Sutton (1990-92)	108-243
2.	43.1	Brooks Thompson (1992-94)	170-394
3.	43.1	Todd Christian (1986-88)	94-218
4.	42.3	Lindy Waters (2016-Pr)	130-307
5.	42.2	Thomas Dziagwa (2016-Pr)	163-386
6.	42.1	Darwyn Alexander (1988-92)	102-242
	42.1	Glendon Alexander (1998-00)	130-309
8.	41.8	Randy Rutherford (1992-95)	279-668
9.	41.3	John Lucas (2003-05)	175-424
10.	40.7	Jawun Evans (2015-17)	55-135
11.	40.5	Daniel Bobik (2003-05)	100-247
12.	39.8	JamesOn Curry (2004-07)	109-274
13.	39.6	John Potter (1989-91)	91-230
14.	39.5	Phil Forte (2012-17)	329-832
15.	39.4	Marlon Dorsey (1995-97)	54-137
16.	39.1	Maurice Baker (2000-02)	107-274
17.	38.6	Obi Muonelo (2006-10)	245-634
	38.3	Chad Alexander (1994-98)	97-253
	38.3	Adrian Peterson (1995-99)	228-595
20.	37.5	James Anderson (2007-10)	225-600

3-POINT PERCENTAGE IN A SEASON

PCT	Player	3FGM-3FGA
1.	49.6	Todd Christian (Sr.), 1986-87
2.	47.2	Brooks Thompson (Sr.), 1993-94
3.	46.9	Lindy Waters (Sr., 2018-19)
4.	45.5	Sean Sutton (Sr.), 1990-91
5.	45.1	Thomas Dziagwa (Sr., 2018-19)
6.	44.4	Jeffrey Carroll (Sr.), 2016-17
7.	44.2	Glendon Alexander (Sr.), 1999-00
8.	44.1	Phil Forte (So.), 2013-14
9.	43.7	Randy Rutherford (So.), 1992-93
10.	43.6	Sean Sutton (Sr.), 1991-92
11.	43.3	JamesOn Curry (Fr.), 2004-05
12.	43.1	John Lucas (Sr.), 2004-05
13.	43.0	Desmond Mason (Sr.), 1999-00
14.	42.7	John Potter (Sr.), 1990-91
15.	42.6	Obi Muonelo (Sr.), 2009-10
16.	42.1	Terrel Harris (So.), 2006-07
	42.1	Marlon Dorsey (Sr.), 1996-97

CAREER BLOCKS

Rnk	No	Name (Years)
15.	72	Le'Bryan Nash (2011-15)
16.	65	Richard Dumas (1987-90)
17.	61	Kamari Murphy (2012-14)
18.	60	Yor Anei (2018-Pr)
	60	James Anderson (2007-10)
20.	54	Anthony Allen (2014-16)
	54	Mario Boggan (2005-07)
	54	Tony Allen (2002-04)
23.	50	Cameron McGriff (2016-Pr)
24.	49	Alan Bannister (1985-88)
25.	48	Marshall Moses (2007-11)
	48	Fredrik Jönzén (1998-2002)
27.	46	Chianti Roberts (1993-97)

SINGLE SEASON BLOCKS

Rnk	No	Avg	Name (Years)
1.	85	2.7	Andre Williams (Sr.), 2002-03
2.	80	3.0	Joe Atkinson (Sr.), 1983-84
3.	70	2.1	Bryant Reeves (Sr.), 1993-94
4.	67	2.5	Joe Atkinson (Sr.), 1984-85
5.	65	2.2	Andre Williams (So.), 2000-01
	65	2.1	Byron Houston (So.), 1989-90
	65	2.2	Byron Houston (Fr.), 1988-89
8.	60	2.1	Yor Anei (Fr., 2018-19)
	60	1.6	Bryant Reeves (Sr.), 1994-95
10.	58	1.9	Leroy Combs (Sr.), 1982-83
11.	54	1.5	Ivan McFarlin (Sr.), 2003-04
12.	53	1.8	Michael Cobbins (Sr.), 2014-15
13.	50	1.5	Byron Houston (Sr.), 1991-92
14.	49	1.5	Michael Cobbins (Fr.), 2011-12
	49	1.8	Alan Bannister (So.), 1985-86
16.	48	1.8	Joe Atkinson (Fr.), 1981-82
17.	47	1.7	Philip Jurick (Sr.), 2011-12
18.	45	1.7	Andrew Jones (Sr.), 1976-77
19.	44	1.2	Randy Davis (Sr.), 1991-92
20.	43	1.5	Michael Cobbins (So., 2012-13)
	43	1.3	Johnny Pittman (Sr., 1990-91)
	43	1.6	Leroy Combs (So., 1980-81)
23.	42	1.3	Byron Houston (Sr., 1990-91)
	42	1.6	Leroy Combs (Sr., 1981-82)
25.	41	1.2	Kamari Murphy (So., 2013-14)

BLOCKS PER GAME IN A SEASON

Rnk	Avg	No	Name
1.	3.0	80	Joe Atkinson (Sr.), 1983-84
2.	2.7	85	Andre Williams (Sr.), 2002-03
3.	2.5	67	Joe Atkinson (Sr.), 1984-85
4.	2.2	65	Andre Williams (So.), 2000-01
	2.2	65	Byron Houston (Fr.), 1988-89
6.	2.1	60	Yor Anei (Fr., 2018-19)
	2.1	65	Byron Houston (So.), 1989-90
	2.1	70	Bryant Reeves (Sr.), 1993-94
9.	1.9	58	Leroy Combs (Sr.), 1982-83
10.	1.8	53	Michael Cobbins (Sr.), 2014-15
	1.8	48	Joe Atkinson (Fr.), 1981-82
	1.8	49	Alan Bannister (So.), 1985-86
13.	1.7	47	Philip Jurick (Sr.), 2011-12
	1.7	40	Thomas Jordan (So.), 1988-89
	1.7	24	Leroy Combs (Fr.), 1979-80
	1.7	45	Andrew Jones (Sr.), 1976-77

CAREER FREE THROW PERCENTAGE

MINIMUM 100 MAKES

Rnk	No.	Name	Made-Att
1.	89.5	John Lucas (2003-05)	162-181
2.	88.3	Phil Forte (2012-17)	393-445
3.	86.2	Mark Tucker (1977-79)	188-218
4.	85.9	Keiton Page (2008-12)	360-419
5.	84.9	Arlen Clark (1956-59)	437-515
6.	84.0	Henry "Moe" Iba (1959-62)	126-150
7.	83.8	John Starks (1987-88)	114-136
	83.8	Jerry Adair (1956-58)	191-228
9.	83.1	Lindy Waters (2016-Pr.)	128-154
10.	82.4	Darwyn Alexander (1988-92)	341-414
11.	81.9	Joey Graham (2003-05)	235-287
	81.9	Maurice Baker (2000-02)	194-237
13.	81.8	Jawun Evans (2015-17)	225-275
	81.8	Jeff Newberry (2014-16)	135-165
15.	81.7	James Cooper (1961-64)	219-268
16.	81.5	Terrel Harris (2005-09)	286-351
17.	81.3	Jack Herron (1965-68)	157-188
18.	81.1	Melvin Wright (1954-57)	197-243
19.	80.3	Glendon Alexander (1998-00)	102-127
20.	79.9	Randy Rutherford (1992-95)	238-298
21.	79.8	Fritz Greer (1959-61)	154-193
22.	79.7	James Anderson (2007-10)	420-527
23.	79.5	Ed Odom (1978-80)	171-215
24.	78.9	Cameron McGriff (2016-Pr.)	235-298
25.	78.8	Joe Adkins (1996-2000)	231-293
	78.6	Mario Boggan (2005-07)	265-337
	78.6	Kevin Fitzgerald (1971-74)	290-369
...	88.9	Thomas Dziagwa (2016-Pr.)	40-45

SINGLE SEASON FREE THROW PERCENTAGE

MINIMUM 2 MAKES PER GAME

Rnk	No.	Name	Made-Att
1.	95.5	Phil Forte (Sr., 2016-17)	84-88
2.	92.9	Lindy Waters (Sr., 2018-19)	65-70
3.	92.6	Moe Iba (Sr., 1960-61)	63-68
4.	91.3	Phil Forte (Fr., 2012-13)	73-80
5.	91.2	Mark Tucker (Sr., 1977-78)	114-125
6.	90.5	John Lucas (Sr., 2004-05)	76-84
7.	89.7	Darwyn Alexander (Sr., 1990-91)	96-107
8.	89.4	Keiton Page (Sr., 2010-11)	135-151
9.	88.7	Joey Graham (Sr., 2004-05)	157-177
	88.7	John Lucas (Sr., 2003-04)	86-97



NATIONAL POLLS / SUPERLATIVES

NATIONAL POLLS (WEEK 17 • FEB. 25)

AP POLL

RK	TEAM	RECORD	PTS
1	Gonzaga	27-2	1,569 (44)
2	Virginia	24-2	1,513 (15)
3	Duke	24-3	1,502 (3)
4	Kentucky	23-4	1,418 (2)
5	North Carolina	22-5	1,326
6	Michigan State	23-5	1,232
7	Tennessee	24-3	1,190
8	Houston	26-1	1,145
9	Michigan	24-4	1,057
10	Marquette	23-4	1,019
11	Texas Tech	22-5	938
12	Nevada	25-2	883
13	LSU	22-5	836
14	Purdue	20-7	820
15	Kansas	20-7	580
16	Kansas State	21-6	559
17	Maryland	21-7	549
18	Florida State	21-6	501
19	Wisconsin	19-8	466
20	Virginia Tech	21-6	392
21	Buffalo	24-3	288
22	Iowa	21-6	278
23	Cincinnati	23-4	263
24	Wofford	24-4	112
25	Washington	22-5	92

Others receiving votes: Louisville 90; Villanova 63; Iowa State 58; Mississippi State 28; Auburn 16; Baylor 10; VCU 4; Old Dominion 2; New Mexico State 1.

USA TODAY COACHES POLL

RK	TEAM	RECORD	PTS
1	Gonzaga (26)	27-2	792
2	Duke	24-3	733
2	Virginia (2)	24-2	733
4	Kentucky (4)	23-4	726
5	North Carolina	22-5	657
6	Houston	26-1	600
7	Tennessee	24-3	586
8	Michigan State	23-5	582
9	Marquette	23-4	526
10	Michigan	24-4	498
11	Texas Tech	22-5	454
12	Purdue	20-7	445
13	Nevada	25-2	425
14	LSU	22-5	382
15	Kansas State	21-6	291
16	Kansas	20-7	269
17	Florida State	21-6	266
18	Wisconsin	19-8	223
19	Virginia Tech	21-6	206
20	Maryland	21-7	204
21	Iowa	21-6	189
22	Cincinnati	23-4	173
23	Buffalo	24-3	138
24	Louisville	18-10	71
25	Wofford	24-4	50
25	Washington	22-5	50

Others receiving votes: Iowa State 49; Villanova 40; Mississippi State 18; Baylor 7; Auburn 6; Furman 5; Arizona State 4; Hofstra 1; Florida 1.

COWBOY SUPERLATIVES

20-Point Games

3 - Cameron McGriff
3 - Thomas Dziagwa
2 - Lindy Waters
1 - Yor Anei
1 - Curtis Jones
1 - Isaac Likekele

10-Rebound Games

9 - Cameron McGriff
2 - Yor Anei
1 - Lindy Waters

5-Assist Games

9 - Isaac Likekele
3 - Lindy Waters
2 - Michael Weathers
1 - Thomas Dziagwa
1 - Cameron McGriff

4-Steal Games

1 - Isaac Likekele
1 - Cameron McGriff
1 - Michael Weathers

Multi-Block Games

18 - Yor Anei
7 - Cameron McGriff
2 - Isaac Likekele
2 - Lindy Waters
1 - Duncan Demuth
1 - Michael Weathers

Double-Doubles by Player

7 - Cameron McGriff
1 - Lindy Waters

Dunks (50 total)

19 - Cam McGriff
17 - Yor Anei
5 - Michael Weathers
4 - Isaac Likekele
2 - Maurice Calloo
2 - Curtis Jones
1 - Lindy Waters

Charges Taken (38 total)

22 - Cameron McGriff
7 - Lindy Waters
4 - Thomas Dziagwa
2 - Yor Anei
1 - Mike Cunningham
1 - Curtis Jones
1 - Isaac Likekele

OSU'S RECORD WHEN...

	2018-19	Boynton Era
Overall	10-18	31-33
Big 12 Conference games only	3-12	11-22
Non-Conference games only	7-6	20-11
Home games	7-6	22-12
Away games	1-10	4-17
Neutral games	2-2	5-4
vs. AP Top 25	1-5	7-11
vs. KenPom Top 50	3-15	11-29
vs. KenPom 51-100	1-1	4-2

Leading at halftime	10-3	25-8
Tied / Trailing at halftime	0-15	6-25

Shooting 50 percent or better	2-0	7-1
Shooting less than 50 percent	8-17	24-31
Shooting same as or better than opponent	7-4	23-6
Shooting worse than opponent	3-14	8-27
Opp. shoots 50 pct. or better	0-6	2-14
Opp. shoots less than 50 pct.	4-9	12-15
Opp. shoots less than 40 pct.	6-3	17-4

Out-rebounding opponent	7-5	22-9
Opp. has more or same # of rebounds	3-13	9-24

Committing fewer TOs than opponent	4-8	20-14
Committing more or same # of TOs	6-10	11-19

Forced less than 10 turnovers	1-6	1-11
Forced 10-14 turnovers	6-9	16-13
Forced 15-19 turnovers	3-2	12-7
Forced 20-plus turnovers	0-1	3-2

Making more FTs than opponent	9-3	20-6
Making fewer or same # of FTs	1-15	11-27

Scoring 80-plus points	4-1	12-4
Scoring 90-plus points	1-0	3-0
Scoring 100-plus points	-	2-0

Opponent scores less than 50 points	-	2-0
Opponent scores less than 60 points	3-0	4-0
Opponent scores less than 70 points	3-4	12-7
Opponent scores less than 80 points	4-10	9-15
Opponent scores 80-plus points	0-4	4-8
Opponent scores 90-plus points	-	0-2
Opponent scores 100-plus points	-	0-1

Final Margin: 1-3 points	1-3	5-5
4-6 points	1-3	4-6
7-10 points	4-4	7-6
11-15 points	2-3	5-7
16-19 points	0-2	4-4
20-plus points	2-3	6-5

National television	-	
CBS	0-1	1-1
CBS Sports	0-1	0-1
ESPN	0-2	3-2
ESPN2	2-2	3-8
ESPNU	4-6	10-12
ESPNNews	0-1	1-3
Longhorn Network	-	0-1
Fox Sports 1 / 2	-	1-0
FSN / FCS	4-2	12-2
Big Ten Network	0-2	0-2
TNT	-	0-0
TBS	-	0-0
Internet broadcast (ESPN3, ESPN+)	0-1	0-1



PLAYER SPOTLIGHT

1 CURTIS JONES

Guard ▶ 6-4 ▶ 185 ▶ Junior ▶ Richmond, Va. ▶ Indiana Univ. / Huntington Prep [W.Va.]

- ▶ Led OSU in scoring against Baylor after scoring 18 points on 7-of-13 shooting, including four 3-pointers.
- ▶ Posted 15 points on 3-of-6 shooting from 3-point in the win at West Virginia.
- ▶ Big 12 Co-Newcomer of the Week (Dec. 24) after dropping 23 points and six rebounds - both career-highs - in his GIA debut vs. Central Arkansas.
- ▶ Made his first appearance in a Cowboy uniform against Nebraska and scored his first points on a breakaway dunk.
- ▶ Appeared in 40 games over the previous two seasons for the Hoosiers.
- ▶ Poured in 3.5 points and 1.3 rebounds per game in 33 appearances as a freshman (11.2 minutes per game).
- ▶ Jones played in seven games for the Hoosiers in 2017-18 before transferring to OSU. He signed with the Cowboys on Jan. 16 and sat out the remainder of the season.
- ▶ Effective from deep, Jones shot 35.0 percent (21-of-60) from the 3-point line in 2016-17.
- ▶ Scored at least five points in 11 outings, including a season-high 15 points on 3-of-5 shooting from 3-point in his first collegiate game, which came against Kansas.
- ▶ Posted 31 assists to just 24 turnovers (1.29 a/to) as a freshman.
- ▶ In the win over Mississippi Valley State, Jones scored nine points and added a season-high five assists.
- ▶ Scored 11 points, grabbed three rebounds and dished out a pair of assists against Houston Baptist.
- ▶ Was a standout for head coach Arkell Bruce at Huntington Prep in West Virginia, where he was a teammate of fellow Cowboy Maurice Calloo.
- ▶ Ranked No. 69 overall in the 2016 class according to Rivals.com, No. 85 overall and No. 11 combo guard by 247Sports and the No. 21 shooting guard in the class by Scout.com.



JONES AGAINST TODAY'S OPPONENT

Opponent	Date	GS	Min	FG	FGA	3FG	FGA	FT	FTA	Off	Def	Tot	PF	A	TO	Blk	Stl	Pts
at Kansas	2/9/2019		22	1	5	0	1	0	0	0	3	3	2	0	0	0	0	2

2018-19 GAME-BY-GAME STATS

		TOTAL					3-PTS			REBOUNDS														
Opponent	Date	GS	Min	FG	FGA	Pct	3FG	FGA	Pct	FT	FTA	Pct	Off	Def	Tot	Avg	PF	FO	A	To	Blk	Stl	Pts	Avg
at Charlotte	11/10/18	DNP																						
UTSA	11/14/18	DNP																						
COL. OF CHARLESTON	11/18/18	DNP																						
vs Memphis	11/22/18	DNP																						
vs Villanova	11/23/18	DNP																						
vs LSU	11/25/18	DNP																						
vs Minnesota	11/30/18	DNP																						
at Tulsa	12/05/18	DNP																						
HOUSTON	12/08/18	DNP																						
vs Nebraska	12/16/18	17	1	5	.200	0	2	.000	0	0	.000	0	2	2	2	2.0	0	0	1	1	0	0	2	2.0
CENTRAL ARK.	12/21/18	24	6	14	.429	5	10	.500	6	7	.857	2	4	6	4.0	1	0	1	1	0	0	23	12.5	
A&M-CORPUS CHRISTI	12/29/18	26	4	10	.400	1	5	.200	3	5	.600	1	4	5	4.3	1	0	2	3	0	0	12	12.3	
IOWA ST.	01/02/19	15	1	4	.250	1	3	.333	0	0	.000	0	3	3	4.0	1	0	0	0	0	1	3	10.0	
at Oklahoma	01/05/19	25	1	10	.100	1	6	.167	0	0	.000	1	3	4	4.0	2	0	1	1	0	1	3	8.6	
TEXAS	01/08/19	6	0	2	.000	0	1	.000	0	0	.000	0	1	1	3.5	0	0	0	0	0	0	0	0	7.2
at West Virginia	11/12/19	16	5	9	.556	3	6	.500	2	2	1.000	0	1	1	3.1	3	0	0	0	0	0	15	8.3	
BAYLOR	01/14/19	18	7	13	.538	4	8	.500	0	0	.000	0	2	2	3.0	0	0	1	0	0	2	18	9.5	
at Iowa State	01/19/19	25	2	10	.200	1	8	.125	0	2	.000	1	2	3	3.0	1	0	0	2	0	0	5	9.0	
OKLAHOMA	01/23/19	25	4	9	.444	1	4	.250	0	0	.000	0	3	3	3.0	0	0	3	1	0	1	9	9.0	
SOUTH CAROLINA	01/26/19	19	1	8	.125	1	7	.143	4	4	1.000	1	2	3	3.0	1	0	2	0	0	0	7	8.8	
KANSAS ST.	02/02/19	28	5	9	.556	3	5	.600	1	2	.500	1	2	3	3.0	0	0	2	1	0	1	14	9.3	
at TCU	02/06/19	20	1	5	.200	0	3	.000	0	0	.000	0	3	3	2.6	0	0	1	0	0	0	2	7.7	
at Kansas	02/09/19	22	1	5	.200	0	1	.000	0	0	.000	0	3	3	3.0	2	0	0	0	0	0	2	8.2	
TEXAS TECH	02/13/19	17	2	6	.333	1	4	.250	0	0	.000	0	2	2	2.9	1	0	0	0	0	0	5	8.0	
at Texas	02/16/19	13	0	5	.000	0	4	.000	0	0	.000	0	1	1	2.8	1	0	1	1	0	1	0	7.5	
TCU	02/18/19	25	3	9	.333	1	4	.250	0	0	.000	1	2	3	2.8	1	0	1	0	0	2	7	7.5	
at Kansas State	02/23/19	29	3	11	.273	2	6	.333	0	0	.000	1	4	5	2.9	1	0	2	1	0	0	8	7.5	
at Texas Tech	02/27/19	37	4	13	.308	3	7	.429	0	0	.000	1	2	3	2.9	4	0	1	1	0	0	11	7.7	

CAREER GAME HIGHS / SUPERLATIVES

Points	23 vs Central Arkansas, 12/21/18 (OSU)
Rebounds	6 vs Central Arkansas, 12/21/18 (OSU)
Field Goals	10 vs Central Arkansas, 12/21/18 (OSU)
Field Goals Att.	14 vs Central Arkansas, 12/21/18 (OSU)
3-Point FG	5 vs Central Arkansas, 12/21/18 (OSU)
3-Point FG Att.	10 vs Central Arkansas, 12/21/18 (OSU)
Free Throws Made	6 vs Central Arkansas, 12/21/18 (OSU)
Free Throws Att.	7 vs Central Arkansas, 12/21/18 (OSU)
Assists	5 vs MVSU, 11/27/16 (IU)
Steals	2, 3x, last vs TCU, 2/18/19 (OSU)
Blocks	1, 5x, last vs Arkansas State, 11/22/17 (IU)
Minutes	37, vs Texas Tech, 2/27/19 (OSU)
Miscellaneous	Career
Games with 10+ points	9
Games with 20+ points	1
Games with 5+ rebounds	4
Games with 10+ rebounds	0
Games with 3+ assists	3
Games with 2+ steals	3
Games with 2+ blocks	0
Double-Doubles	0
Games led OSU in points	3
Games led OSU in rebounds	1
Games led OSU in assists	1
Games led OSU in steals	3
Games led OSU in blocks	0

CAREER STATS

CAREER STATS																										
Year	GP	GS	Min	Avg	-----Total-----			-----3-PTS-----			-----Rebounds-----											Pts	Avg			
					FG	FGA	Pct	FG	FGA	Pct	FT	FTA	Pct	Off	Def	Tot	Avg	PF	FO	Ast	TO			Blk	Stl	
2016-17 *	33	1	370	11.2	38	108	.352	21	60	.350	18	25	.720	8	36	44	1.3	28	0	31	24	3	14	115	3.5	
2017-18 *	7	0	80	11.4	7	26	.269	4	18	.222	3	4	.750	1	8	9	1.3	2	0	3	2	2	3	21	3.0	
2018-19	19	0	407	21.4	51	157	.325	28	94	.298	16	22	.727	10	46	56	2.9	20	0	19	13	0	9	146	7.7	
TOTAL	59	1	857	14.5	96	291	.330	53	172	.308	37	51	.725	19	90	109	1.8	50	0	53	39	5	26	282	4.8	




PLAYER SPOTLIGHT

4 THOMAS DZIAGWA

Guard ▶ 6-4 ▶ 180 ▶ Junior ▶ Temple Terrace, Fla. ▶ Tampa Catholic HS

(Pronounced: DUH-zawg-wuh)



- ▶ Has scored at least 20 points in three of the last four games, after doing it again at Texas Tech on Feb. 27.
- ▶ After logging a new career-high of 23 points at Texas, he did it again in a winning effort against TCU with a career-high eight field goals.
- ▶ Knocked down seven 3-pointers for a career-high 23 points at Texas. The last Cowboy to make more than seven 3-pointers was Keiton Page in 2012.
- ▶ Has 163 career 3-pointers (12th in OSU history) at a 42.2 percent clip (4th in OSU history).
- ▶ Big 12 ranks: 3fgm/game (1st, 3.3), 3fg% (4th, .451), minutes (17th, 31.4), scoring (20th, 11.5).
- ▶ Exploded for 19 points on five made 3-pointers against South Carolina.
- ▶ Has 12 games with at least four 3-pointers in 2018-19.
- ▶ Tied his career-high in rebounds with six against Texas Tech.
- ▶ Logged a career-high five assists against Villanova in the AdvoCare Invitational.
- ▶ Logged a career-high six rebounds against UTSA.
- ▶ Logged a career-high 39 minutes against TCU.
- ▶ Joins Cameron McGriff and Lindy Waters as team captains for 2018-19.

DZIAGWA AGAINST TODAY'S OPPONENT

Opponent	Date	GS	Min	FG	FGA	3FG	FGA	FT	FTA	Off	Def	Tot	PF	A	TO	Blk	Stl	Pts
at Kansas	2/3/2018	3	1	2	1	1	0	0	0	1	0	1	0	0	0	0	0	3
KANSAS	3/3/2018	5	1	2	1	2	0	0	0	0	2	2	0	0	0	1	0	3
vs Kansas	3/8/2018	3	0	1	0	0	0	0	0	0	0	0	0	1	0	0	0	0
at Kansas	2/9/2019	*	34	4	9	3	6	0	0	1	4	5	1	1	1	0	1	11
Averages			11.3		42.9%		55.6%		-			2.0	0.3	0.5	0.3	0.3	0.3	4.3

2018-19 GAME-BY-GAME STATS

		TOTAL				3-PTS				REBOUNDS														
Opponent	Date	GS	Min	FG	FGA	Pct	3FG	FGA	Pct	FT	FTA	Pct	Off	Def	Tot	Avg	PF	FO	A	TO	Blk	Stl	Pts	Avg
at Charlotte	11/10/18	*	34	5	11	.455	5	10	.500	0	0	.000	0	4	4	4.0	0	0	2	3	0	1	15	15.0
UTSA	11/14/18	*	28	6	8	.750	4	5	.800	0	0	.000	1	5	6	5.0	1	0	3	1	0	2	16	15.5
COL. OF CHARLESTON	11/18/18	*	26	5	7	.714	4	6	.667	0	0	.000	0	3	3	4.3	1	0	2	2	0	1	14	15.0
vs Memphis	11/22/18	*	29	5	9	.556	4	6	.667	0	0	.000	0	3	3	4.0	0	0	2	2	0	1	14	14.8
vs Villanova	11/23/18	*	31	3	8	.375	3	7	.429	0	0	.000	0	0	0	3.2	0	0	5	1	0	0	9	13.6
vs LSU	11/25/18	*	25	2	3	.667	2	3	.667	2	3	.667	0	4	4	3.3	2	0	0	3	0	0	8	12.7
vs Minnesota	11/30/18	*	26	2	7	.286	2	7	.286	0	0	.000	0	2	2	3.1	0	0	2	1	0	2	6	11.7
at Tulsa	12/05/18	*	29	4	10	.400	4	7	.571	0	0	.000	0	5	5	3.4	2	0	3	2	0	2	12	11.8
HOUSTON	12/08/18	*	34	5	12	.417	3	7	.429	0	0	.000	0	6	6	3.7	1	0	1	1	0	0	13	11.9
vs Nebraska	12/16/18	*	14	0	4	.000	0	4	.000	0	0	.000	0	2	2	3.5	3	0	0	5	0	0	0	10.7
CENTRAL ARK.	12/21/18	*	27	3	14	.214	3	12	.250	0	0	.000	0	3	3	3.5	3	0	1	1	0	0	9	10.5
A&M-CORPUS CHRISTI	12/29/18	*	19	4	8	.500	4	7	.571	0	0	.000	0	1	1	3.3	3	0	1	0	0	0	12	10.7
IOWA ST.	01/02/19	*	31	2	8	.250	2	7	.286	0	0	.000	0	2	2	3.2	2	0	2	1	0	0	6	10.3
at Oklahoma	01/05/19	*	36	6	12	.500	4	8	.500	0	0	.000	0	2	2	3.1	4	0	0	1	0	1	16	10.7
TEXAS	01/08/19	*	31	3	10	.300	2	9	.222	2	2	1.000	0	1	1	2.9	1	0	2	1	0	0	10	10.7
at West Virginia	1/12/19	*	35	4	6	.667	3	4	.750	0	1	.000	0	3	3	2.9	3	0	1	0	0	0	11	10.7
BAYLOR	01/14/19	*	32	3	10	.300	3	7	.429	0	0	.000	0	0	0	2.8	1	0	1	0	0	0	9	10.6
at Iowa State	01/19/19	*	27	1	8	.125	1	8	.125	0	0	.000	0	0	0	2.6	3	0	4	1	0	0	3	10.2
OKLAHOMA	01/23/19	*	37	3	9	.333	3	7	.429	0	0	.000	0	4	4	2.7	0	0	1	2	0	0	9	10.1
SOUTH CAROLINA	01/26/19	*	37	6	12	.500	5	9	.556	2	3	.667	0	1	1	2.6	1	0	0	0	0	0	19	10.6
KANSAS ST.	02/02/19	*	35	3	8	.375	3	6	.500	0	0	.000	0	3	3	2.6	1	0	0	2	0	1	9	10.5
at TCU	02/06/19	*	33	5	11	.455	4	7	.571	0	0	.000	0	3	3	2.0	2	0	1	1	0	0	14	9.7
at Kansas	02/09/19	*	34	4	9	.444	3	6	.500	0	0	.000	1	4	5	2.7	1	0	1	1	0	1	11	10.7
TEXAS TECH	02/13/19	*	34	1	9	.111	1	7	.143	0	0	.000	0	3	3	2.8	0	0	1	1	0	0	3	10.3
at Texas	02/16/19	*	38	7	17	.412	7	11	.636	2	2	1.000	1	3	4	2.8	3	0	0	0	0	0	23	10.8
TCU	02/18/19	*	39	8	14	.571	6	11	.545	1	2	.500	0	3	3	2.8	4	0	2	1	0	0	23	11.3
at Kansas State	02/23/19	*	34	2	11	.182	2	9	.222	2	2	1.000	0	1	1	2.7	2	0	0	1	0	1	8	11.2
at Texas Tech	02/27/19	*	44	7	12	.583	6	9	.667	0	0	.000	0	6	6	2.9	4	0	4	3	0	0	20	11.5

CAREER STATS

Year	GP	GS	Min	Avg	-----Total-----			-----3-PTS-----			-----Rebounds-----										Avg				
					FG	FGA	Pct	FG	FGA	Pct	FT	FTA	Pct	Off	Def	Tot	Avg	PF	FO	Ast		TO	Blk	Stl	Pts
2016-17	26	0	176	6.8	27	65	.415	23	53	.434	10	10	1.000	6	9	15	0.6	21	0	13	7	0	9	87	3.3
2017-18	36	0	364	10.1	55	153	.359	47	127	.370	19	20	.950	6	38	44	1.2	35	0	17	23	1	10	176	4.9
2018-19	28	28	879	31.4	109	267	.408	93	206	.451	11	15	.733	3	77	80	2.9	48	0	42	38	0	13	322	11.5
TOTAL	90	28	1419	15.8	191	485	.394	163	386	.422	40	45	.889	15	124	139	1.5	104	0	72	68	1	32	585	6.5

CAREER GAME HIGHS / SUPERLATIVES

Points	23, 2x, last vs TCU, 02/18/19
Rebounds	6, 3X last vs Texas Tech, 02/27/19
Field Goals	8 vs TCU, 02/18/19
Field Goals Att.	17 at Texas, 02/16/19
Three-Point FG	7 at Texas, 02/16/19
Three-Point FG Att.	14 vs TCU, 02/18/19
Free Throws Made	4 vs Houston Baptist, 11/26/17
Free Throws Att.	4 vs Houston Baptist, 11/26/17
Assists	5 vs Villanova, 11/23/18
Steals	3 vs UAPB, 12/14/16
Blocks	1 vs Kansas, 03/03/18
Minutes	44, vs Texas Tech, 02/27/19

Miscellaneous	Career
Games with 10+ points	26
Games with 20+ points	3
Games with 5+ rebounds	6
Games with 10+ rebounds	0
Games with 3+ assists	7
Games with 2+ steals	7
Games with 2+ blocks	0
Double-Doubles	0
Games led OSU in points	5
Games led OSU in rebounds	0
Games led OSU in assists	3
Games led OSU in steals	6
Games led OSU in blocks	0




PLAYER SPOTLIGHT

5 DUNCAN DEMUTH

Forward ▶ 6-8 ▶ 210 ▶ Freshman ▶ Seminole, Fla. ▶ Seminole HS

(Pronounced: duh-MOOTH)



- ▶ Hustle player that brings a jolt of energy to the floor.
- ▶ Knocked down his first career 3-pointer at Iowa State on Jan. 19, 2019.
- ▶ Logged a career-high two steals against Kansas State, which led the Cowboys.
- ▶ His play against UTSA earned him his first career start against the College of Charleston in which he grabbed a career-high 6 rebounds.
- ▶ Earned team MVP honors for the UTSA win thanks to hustle plays.
- ▶ Posted a pair of blocks in the season opener at Charlotte.
- ▶ Was awarded the game ball by Coach Boynton after providing a spark of the bench against UTSA
- ▶ Another success story from the Cowboy basketball strength & conditioning room, Duncan gained 20 pounds over the summer of 2018.
- ▶ One of Florida's fastest rising recruits, FloridaHoops.com named Demuth the No. 28 player in the state regardless of position.
- ▶ The Tampa Bay Times named Demuth to their 2018 All-North Suncoast Team as well as the All-Pinellas County Team.
- ▶ Participated in the Hillsborough vs. Pinellas All-Star Game, which annually pits two rival counties together in the Tampa area.
- ▶ 247Sports.com named Demuth the No. 32 player in the state of Florida and the nation's No. 67 power forward, and listed the Seminole High School standout as a three-star recruit.

DEMUTH AGAINST TODAY'S OPPONENT

Opponent	Date	GS	Min	FG	FGA	3FG	FGA	FT	FTA	Off	Def	Tot	PF	A	TO	Blk	Stl	Pts
at Kansas	2/9/2019	7	1	2	0	0	0	0	0	1	1	2	0	0	1	0	0	2

2018-19 GAME-BY-GAME STATS

Opponent	Date	TOTAL			3-PTS			REBOUNDS											Pts	Avg			
		GS	Min	FG	FGA	Pct	3FG	FGA	Pct	FT	FTA	Pct	Off	Def	Tot	Avg	PF	FO			A	TO	Blk
at Charlotte	11/10/18	17	0	2	.000	0	1	.000	0	0	.000	1	1	2	2.0	1	0	0	1	2	1	0	0.0
UTSA	11/14/18	20	2	5	.400	0	0	.000	0	4	.000	4	1	5	3.5	1	0	0	0	0	1	4	2.0
COL. OF CHARLESTON	11/18/18	* 24	1	2	.500	0	0	.000	2	4	.500	2	4	6	4.3	2	0	1	0	0	0	4	2.7
vs Memphis	11/22/18	* 14	0	0	.000	0	0	.000	0	0	.000	0	1	1	3.5	1	0	0	2	1	0	0	2.0
vs Villanova	11/23/18	* 6	0	1	.000	0	0	.000	0	0	.000	0	0	0	2.8	1	0	0	0	0	0	0	1.6
vs LSU	11/25/18	13	0	1	.000	0	0	.000	0	0	.000	0	0	0	2.3	0	0	0	1	0	0	0	1.3
vs Minnesota	11/30/18	7	0	0	.000	0	0	.000	0	4	.000	1	0	1	2.1	3	0	0	0	0	0	0	1.1
at Tulsa	12/05/18	13	1	1	1.000	0	0	.000	1	2	.500	1	2	3	2.3	0	0	1	0	0	0	3	1.4
HOUSTON	12/08/18	11	0	1	.000	0	0	.000	0	0	.000	0	1	1	2.1	0	0	0	1	0	0	0	1.2
vs Nebraska	12/16/18	8	0	0	.000	0	0	.000	1	2	.500	0	1	1	2.0	0	0	0	0	0	1	1	1.2
CENTRAL ARK.	12/21/18	4	0	1	.000	0	0	.000	2	2	1.000	2	0	2	2.0	0	0	0	0	0	0	2	1.3
A&M-CORPUS CHRISTI	12/29/18	7	0	0	.000	0	0	.000	0	0	.000	0	1	1	1.9	0	0	0	0	0	0	0	1.2
IOWA ST.	01/02/19	5	1	2	.500	0	0	.000	0	0	.000	0	0	0	1.8	1	0	0	0	0	0	2	1.2
at Oklahoma	01/05/19	8	0	0	.000	0	0	.000	0	0	.000	0	1	1	1.7	0	0	0	0	0	0	0	1.1
TEXAS	01/08/19	6	0	2	.000	0	0	.000	0	0	.000	0	1	1	1.7	1	0	0	1	0	0	0	1.1
at West Virginia	1/12/19	12	1	3	.333	0	0	.000	0	0	.000	2	1	3	1.8	0	0	0	1	0	0	2	1.1
BAYLOR	01/14/19	8	0	2	.000	0	0	.000	0	0	.000	0	0	0	1.6	3	0	1	0	0	0	0	1.1
at Iowa State	01/19/19	11	1	1	1.000	1	1	1.000	0	0	.000	0	0	0	1.6	2	0	0	0	0	0	3	1.2
OKLAHOMA	01/23/19	9	0	2	.000	0	0	.000	0	2	.000	2	0	2	1.6	3	0	0	0	0	0	0	1.1
SOUTH CAROLINA	01/26/19	8	0	0	.000	0	0	.000	2	2	1.000	1	1	2	1.6	1	0	0	0	0	0	2	1.2
KANSAS ST.	02/02/19	1	0	2	.000	0	0	.000	0	0	.000	1	0	1	1.6	0	0	0	0	0	0	0	1.1
at TCU	02/06/19	1	0	0	.000	0	0	.000	0	0	.000	0	0	0	0.9	0	0	0	0	0	0	0	0.8
at Kansas	02/09/19	7	1	2	.500	0	0	.000	0	0	.000	1	1	2	1.5	0	0	0	1	0	0	2	1.1
TEXAS TECH	02/13/19	2	0	0	.000	0	0	.000	0	0	.000	0	0	0	1.5	0	0	0	1	0	0	0	1.0
at Texas	02/16/19	5	1	1	1.000	0	0	.000	0	0	.000	0	0	0	1.4	0	0	1	0	0	0	2	1.1
TCU	02/18/19	10	1	2	.500	0	0	.000	1	2	.500	2	1	3	1.5	2	0	0	0	0	0	3	1.2
at Kansas State	02/23/19	14	0	1	.000	0	1	.000	0	0	.000	0	2	2	1.5	1	0	0	0	0	2	0	1.1
at Texas Tech	02/27/19	2	0	0	.000	0	0	.000	0	0	.000	0	0	0	1.4	0	0	0	0	0	0	0	1.1

CAREER GAME HIGHS / SUPERLATIVES

Points	4 2X last vs Charleston, 11/18/18
Rebounds	6 vs Charleston, 11/18/18
Field Goals	2 vs UTSA, 11/14/18
Field Goals Att.	5 vs UTSA, 11/14/18
Three-Point FG	1 at Iowa State, 1/19/19
Three-Point FG Att.	1, 2x, last at Iowa State, 1/19/19
Free Throws Made	2, 2X, last vs Central Arkansas, 12/21/18
Free Throws Att.	4 2X last vs Charleston, 11/18/18
Assists	1, 4X last at Texas, 02/16/19
Steals	2, vs Kansas State, 02/23/19
Blocks	2 at Charlotte, 11/10/18
Minutes	24 vs Charleston, 11/18/18

Miscellaneous	Career
Games with 10+ points	0
Games with 20+ points	0
Games with 5+ rebounds	2
Games with 10+ rebounds	0
Games with 3+ assists	0
Games with 2+ steals	1
Games with 2+ blocks	1
Double-Doubles	0
Games led OSU in points	0
Games led OSU in rebounds	0
Games led OSU in assists	0
Games led OSU in steals	1
Games led OSU in blocks	1

CAREER STATS


Year	GP	GS	Min	Avg	FG	FGA	Pct	3FG	FGA	Pct	FT	FTA	Pct	Off	Def	Tot	Avg	PF	FO	Ast	TO	Blk	Stl	Pts	Avg
2018-19	28	3	253	9.0	10	34	.294	1	3	.333	9	24	.375	20	20	40	1.4	23	0	4	9	3	5	30	1.1



PLAYER SPOTLIGHT

12 CAMERON MCGRUFF

Forward ▶ 6-7 ▶ 220 ▶ Junior ▶ Grand Prairie, Texas ▶ South Grand Prairie HS



- ▶ Unique physical presence who stuffs a stat sheet and is a capable 3-point shooter.
- ▶ Big 12 ranks: rebounds (3rd, 7.5), d-reb (4th, 5.1), o-reb (6th, 2.4), minutes (5th, 33.9), blocks (10th, 0.8), ft% (11th, .758), points (14th, 12.3).
- ▶ Tied for third in the Big 12 with seven double-doubles after recording another one against Texas Tech on Feb. 13.
- ▶ His 50 career blocks puts him 23rd on the all-time OSU career block leaderboard.
- ▶ Logged 18 points and 11 rebounds against Texas Tech, which gave him his seventh career double-double.
- ▶ Posted 16 points, 10 rebounds, 3 assists, 1 block and 1 steal in the win at West Virginia.
- ▶ Monster performance against Iowa State - 15 points, 13 rebounds (tied career high), 5 assists (career high), 3 steals, 1 block, 0 turnovers.
- ▶ Named to the All-Tournament Team for the AdvoCare Invitational, in which OSU took home third place.
- ▶ Scored a career-high 28 points against LSU in the AdvoCare Invitational to help the Cowboys claim third place in the tournament.
- ▶ Became the first Cowboys to have a 20-point/10-rebound game since Jeffrey Carroll in 2016 with his performance against UTSA.
- ▶ Posted a double-double in the exhibition win over Ouachita Baptist with 15 points and 10 rebounds to go with a +25 in plus/minus.
- ▶ Joined his teammates Lindy Waters and Thomas Dziagwa as team captains for 2018-19.

MCGRUFF AGAINST TODAY'S OPPONENT

Opponent	Date	GS	Min	FG	FGA	3FG	FGA	FT	FTA	Off	Def	Tot	PF	A	TO	Blk	Stl	Pts
at Kansas	1/14/2017		4	0	1	0	1	0	0	0	0	0	2	0	0	0	0	0
KANSAS	3/4/2017		9	0	1	0	0	0	0	1	1	2	1	0	0	0	1	0
at Kansas	2/3/2018	*	38	7	10	1	3	5	6	3	6	9	1	0	2	2	3	20
KANSAS	3/3/2018	*	25	1	2	1	1	1	2	1	3	4	3	0	1	3	0	4
vs Kansas	3/8/2018	*	28	4	10	0	2	0	0	5	3	8	1	1	0	0	0	8
at Kansas	2/9/2019	*	32	7	14	2	6	6	8	2	4	6	5	0	0	0	2	22
Averages			22.7		50.0%		30.8%		75.0%			4.8	2.2	0.2	0.5	0.8	1.0	9.0

2018-19 GAME-BY-GAME STATS

Opponent	Date	GS	TOTAL			3-PTS			REBOUNDS										Pts	Avg
			Min	FG	FGA	Pct	3FG	FGA	Pct	FT	FTA	Pct	Off	Def	Tot	Avg	PF	FO	A	TO
at Charlotte	11/10/18	*	36	4	10	.400	1	2	.500	8	8	1.000	2	4	6	6.0	1	0	2	2
UTSA	11/14/18	*	31	8	18	.444	2	5	.400	2	4	.500	3	7	10	8.0	2	0	1	3
COL. OF CHARLESTON	11/18/18	*	33	5	14	.357	3	6	.500	1	2	.500	3	4	7	7.7	4	0	1	1
vs Memphis	11/22/18	*	29	3	7	.429	1	4	.250	4	6	.667	2	10	12	8.8	0	2	1	2
vs Villanova	11/23/18	*	35	3	8	.375	0	3	.000	5	6	.833	3	2	5	8.0	3	0	1	3
vs LSU	11/25/18	*	33	10	15	.667	2	5	.400	6	6	1.000	0	2	2	7.0	2	0	1	4
vs Minnesota	11/30/18	*	29	4	13	.308	2	3	.667	0	1	.000	3	3	6	6.9	4	0	1	2
at Tulsa	12/05/18	*	20	3	8	.375	3	4	.750	0	0	.000	3	3	6	6.8	3	0	1	3
HOUSTON	12/08/18	*	33	1	9	.111	0	4	.000	3	4	.750	1	8	9	7.0	1	0	3	1
vs Nebraska	12/16/18	*	30	1	8	.125	0	2	.000	0	2	.000	5	5	10	7.3	4	0	1	2
CENTRAL ARK.	12/21/18	*	38	5	11	.455	1	2	.500	6	6	1.000	2	5	7	7.3	0	0	3	1
A&M-CORPUS CHRISTI	12/29/18	*	33	4	10	.400	2	4	.500	5	6	.833	3	8	11	7.6	2	0	2	1
IOWA ST.	01/02/19	*	39	5	14	.357	2	7	.286	3	5	.600	3	10	13	8.0	2	0	5	0
at Oklahoma	01/05/19	*	39	3	10	.300	0	5	.000	3	4	.750	3	5	8	8.0	3	0	2	2
TEXAS	01/08/19	*	37	5	10	.500	1	2	.500	1	2	.500	2	6	8	8.0	3	0	1	3
at West Virginia	1/12/19	*	35	5	14	.357	0	2	.000	6	9	.667	3	7	10	8.1	4	0	3	1
BAYLOR	01/14/19	*	29	3	10	.300	3	8	.375	6	8	.750	5	5	10	8.2	0	0	3	2
at Iowa State	01/19/19	*	34	6	10	.600	2	4	.500	3	3	1.000	3	6	9	8.3	3	0	4	5
OKLAHOMA	01/23/19	*	40	4	9	.444	3	6	.500	2	2	1.000	0	5	5	8.1	2	0	3	0
SOUTH CAROLINA	01/26/19	*	30	4	8	.500	0	3	.000	6	8	.750	4	4	7	9.4	0	2	3	1
KANSAS ST.	02/02/19	*	34	3	10	.300	2	6	.333	0	1	.000	0	4	4	7.7	2	0	0	1
at TCU	02/06/19	*	36	3	9	.333	0	1	.000	2	2	1.000	2	3	5	8.0	5	1	1	0
at Kansas	02/09/19	*	32	7	14	.500	2	6	.333	6	8	.750	2	4	6	7.5	5	1	0	0
TEXAS TECH	02/13/19	*	39	6	12	.500	1	4	.250	5	7	.714	5	6	11	7.7	2	0	0	4
at Texas	02/16/19	*	40	2	9	.222	1	4	.250	0	1	.000	2	3	5	7.6	2	0	1	2
TCU	02/18/19	*	32	0	7	.000	0	3	.000	4	4	1.000	3	3	6	7.5	0	0	2	3
at Kansas State	02/23/19	*	30	1	5	.200	0	2	.000	0	2	.000	0	4	4	7.4	3	0	0	1
at Texas Tech	02/27/19	*	43	2	11	.182	0	4	.000	4	4	1.000	3	8	11	7.5	3	0	2	2

CAREER GAME HIGHS / SUPERLATIVES

Points	28, vs LSU, 11/25/18
Rebounds	13, 2X, last vs Iowa State, 01/02/19
Field Goals	10, vs LSU, 11/25/18
Field Goals Att.	18, vs UTSA, 11/14/18
Three-Point FG	4, vs Oklahoma, 03/07/18
Three-Point FG Att.	8 vs Baylor, 01/14/19
Free Throws Made	13 at West Virginia, 02/10/18
Free Throws Att.	13, at West Virginia, 02/10/18
Assists	5 vs Iowa State, 01/02/19
Steals	4, 2X, last vs Minnesota, 11/30/18
Blocks	4, vs TCU, 01/30/18
Minutes	43, vs Texas Tech, 02/27/19

Miscellaneous	Career
Games with 10+ points	33
Games with 20+ points	6
Games with 5+ rebounds	50
Games with 10+ rebounds	11
Games with 3+ assists	12
Games with 2+ steals	17
Games with 2+ blocks	11
Double-Doubles	6
Games led OSU in points	10
Games led OSU in rebounds	24
Games led OSU in assists	5
Games led OSU in steals	19
Games led OSU in blocks	15

CAREER STATS

Year	GP	GS	Min	Avg	FG	FGA	Pct	3FG	FGA	Pct	FT	FTA	Pct	Off	Def	Tot	Avg	PF	FO	Ast	TO	Blk	Stl	Pts	Avg
2016-17	32	1	503	15.7	30	74	.405	6	21	.286	54	74	.730	38	60	98	3.1	69	1	20	35	8	16	120	3.8
2017-18	36	17	868	24.1	96	200	.480	21	57	.368	90	104	.865	80	116	196	5.4	92	3	36	50	19	28	303	8.4
2018-19	28	28	949	33.9	110	293	.375	34	111	.306	91	120	.758	66	144	210	7.5	69	2	48	54	23	32	345	12.3
TOTAL	96	46	2320	24.2	236	567	.416	61	189	.323	235	298	.789	184	320	504	5.3	230	6	104	139	50	76	768	8.0



PLAYER SPOTLIGHT

13 ISAAC LIKEKELE

Guard ▶ 6-4 ▶ 210 ▶ Freshman ▶ Arlington, Texas ▶ Timberview HS

(Pronounced: like "Likely")



- ▶ Became just the fifth Cowboy freshman ever to record 100 assists along with Marcus Smart, Jawun Evans, Byron Eaton and Darwyn Alexander.
- ▶ One of only two players in the Big 12 averaging at least 8.4 points, 4.6 rebounds and 3.7 assists per game (Nick Weiler-Babb, Iowa State).
- ▶ Big 12 ranks: assists (4th, 3.7), a/to (8th, 1.6), steals (10th, 1.3).
- ▶ Posted 17 points at TCU and followed it up with 16 points at Texas.
- ▶ Exploded for 23 points on 7-of-10 shooting and 9 rebounds at West Virginia.
- ▶ Put up a career-high 16 points against Houston, leading the team in scoring for the first time this year.
- ▶ Logged a career-high in rebounds (9) and assists (8) against LSU in the AdvoCare Invitational.
- ▶ Is the only freshman to start every game for OSU this season.
- ▶ Picked up a pair of blocks in OSU's win over the College of Charleston.
- ▶ Led OSU defensively in its first win of the season against UTSA with a team-high three steal.
- ▶ Posted a game-high 18 points in the exhibition win over Ouachita Baptist.
- ▶ Led the Cowboys in scoring (10.7 ppg) and assists (2.7 apg) and ranked second in rebounding (5.7 rpg) during the European tour.

LIKEKELE AGAINST TODAY'S OPPONENT

Opponent	Date	GS	Min	FG	FGA	3FG	FGA	FT	FTA	Off	Def	Tot	PF	A	TO	Blk	Stl	Pts
at Kansas	2/9/2019	*	37	5	13	1	2	3	4	1	4	5	3	6	2	0	1	14

2018-19 GAME-BY-GAME STATS

Opponent	Date	TOTAL					3-PTS			REBOUNDS										Pts	Avg			
		GS	Min	FG	FGA	Pct	3FG	FGA	Pct	FT	FTA	Pct	Off	Def	Tot	Avg	PF	FO	A			TO	Blk	Stl
at Charlotte	11/10/18	*	30	5	8	.625	1	2	.500	2	4	.500	0	3	3	3.0	5	1	4	2	0	2	13	13.0
UTSA	11/14/18	*	29	3	6	.500	0	0	.000	2	2	1.000	2	4	6	4.5	1	0	5	4	0	3	8	10.5
COL. OF CHARLESTON	11/18/18	*	34	4	5	.800	0	0	.000	2	4	.500	0	6	6	5.0	1	0	4	3	2	0	10	10.3
vs Memphis	11/22/18	*	18	4	6	.667	0	0	.000	3	4	.750	1	3	4	4.8	4	0	1	4	0	2	11	10.5
vs Villanova	11/23/18	*	13	1	1	1.000	0	0	.000	0	0	.000	0	1	1	4.0	3	0	3	1	0	1	2	8.8
vs LSU	11/25/18	*	30	2	4	.500	0	0	.000	5	6	.833	1	8	9	4.8	1	0	8	1	0	2	9	8.8
vs Minnesota	11/30/18	*	28	2	4	.500	0	0	.000	1	3	.333	0	3	3	4.6	1	0	5	1	1	1	5	8.3
at Tulsa	12/05/18	*	18	0	2	.000	0	2	.000	0	2	.000	0	6	6	4.8	3	0	1	2	0	0	0	7.3
HOUSTON	12/08/18	*	28	6	9	.667	1	1	1.000	3	3	1.000	0	4	4	4.7	1	0	4	1	0	2	16	8.2
vs Nebraska	12/16/18	*	34	2	5	.400	0	0	.000	2	4	.500	1	3	4	4.6	5	1	2	1	0	1	6	8.0
CENTRAL ARK.	12/21/18	*	24	2	4	.500	1	1	1.000	0	0	.000	0	4	4	4.5	4	0	3	5	0	1	5	7.7
A&M-CORPUS CHRISTI	12/29/18	*	27	3	4	.750	0	0	.000	2	2	1.000	1	2	3	4.4	0	0	2	2	2	2	8	7.8
IOWA ST.	01/02/19	*	23	1	7	.143	0	2	.000	2	3	.667	1	5	6	4.5	3	0	1	3	1	1	4	7.5
at Oklahoma	01/05/19	*	6	1	2	.500	0	0	.000	0	0	.000	0	1	1	4.3	2	0	0	1	0	0	2	7.1
TEXAS	01/08/19	*	25	3	8	.375	0	1	.000	2	2	1.000	0	5	5	4.3	0	0	3	3	0	1	8	7.1
at West Virginia	1/12/19	*	35	7	10	.700	0	1	.000	9	11	.818	0	9	9	4.6	1	0	3	0	0	1	23	8.1
BAYLOR	01/14/19	*	26	0	2	.000	0	0	.000	0	1	.000	1	7	8	4.8	1	0	5	3	1	0	0	7.6
at Iowa State	01/19/19	*	37	3	11	.273	0	2	.000	0	2	.000	0	6	6	4.9	2	0	4	1	0	1	6	7.6
OKLAHOMA	01/23/19	*	27	1	6	.167	1	2	.500	0	0	.000	0	4	4	4.8	1	0	3	3	0	1	3	7.3
SOUTH CAROLINA	01/26/19	*	34	2	5	.400	0	1	.000	3	6	.500	0	3	3	4.8	3	0	6	2	0	3	7	7.3
KANSAS ST.	02/02/19	*	31	1	6	.167	0	0	.000	0	1	.000	0	2	2	4.6	2	0	7	0	0	0	2	7.0
at TCU	02/06/19	*	39	7	13	.538	0	1	.000	3	4	.750	1	2	3	4.9	2	0	7	3	0	4	17	7.2
at Kansas	02/09/19	*	37	5	13	.385	1	2	.500	3	4	.750	1	4	5	4.6	3	0	6	2	0	1	14	7.8
TEXAS TECH	02/13/19	*	36	4	6	.667	0	0	.000	1	1	1.000	0	4	4	4.5	3	0	5	4	1	1	9	7.8
at Texas	02/16/19	*	39	6	11	.545	0	2	.000	4	9	.444	2	4	6	4.6	2	0	2	3	1	2	16	8.2
TCU	02/18/19	*	29	4	10	.400	1	1	1.000	4	5	.800	2	3	5	4.6	1	0	3	3	0	2	13	8.3
at Kansas State	02/23/19	*	26	3	7	.429	0	0	.000	4	6	.667	1	3	4	4.6	2	0	3	4	0	1	10	8.4
at Texas Tech	02/27/19	*	28	2	7	.286	0	1	.000	3	3	1.000	1	3	4	4.6	3	0	3	3	0	1	7	8.4

CAREER GAME HIGHS / SUPERLATIVES

Points	23 at West Virginia, 01/12/19
Rebounds	9, 2X, last at West Virginia, 01/12/19
Field Goals	7, 2x, last at TCU, 02/09/19
Field Goals Att.	13, 2x, last at Kansas, 02/09/19
Three-Point FG	1, 3X, last vs Central Arkansas, 12/21/18
Three-Point FG Att.	2, 4X, last at Texas, 02/16/19
Free Throws Made	9 at West Virginia, 01/12/19
Free Throws Att.	11 at West Virginia, 01/12/19
Assists	8 vs Villanova, 11/25/18
Steals	4 at TCU, 02/06/19
Blocks	2, 2X, last vs TAMUCC, 12/29/18
Minutes	39 at Texas, 02/16/19

Miscellaneous	Career
Games with 10+ points	10
Games with 20+ points	1
Games with 5+ rebounds	11
Games with 10+ rebounds	0
Games with 3+ assists	21
Games with 2+ steals	8
Games with 2+ blocks	2
Double-Doubles	0
Games led OSU in points	2
Games led OSU in rebounds	3
Games led OSU in assists	16
Games led OSU in steals	11
Games led OSU in blocks	2

CAREER STATS

				-----Total-----			-----3-PTS-----			-----Rebounds-----															
Year	GP	GS	Min	Avg	FG	FGA	Pct	FG	FGA	Pct	FT	FTA	Pct	Off	Def	Tot	Avg	PF	FO	Ast	TO	Blk	Stl	Pts	Avg
2018-19	28	28	791	28.3	84	182	.462	6	22	.273	60	92	.652	16	112	128	4.6	60	2	103	65	9	37	234	8.4




PLAYER SPOTLIGHT

14 YOR ANEI

Forward ▶ 6-10 ▶ 225 ▶ Freshman ▶ Overland Park, Kan. ▶ Lee's Summit West HS [Mo.]

(Pronounced: uh-NAY)



- ▶ One of the Big 12's elite shot blockers thanks to natural instinct and 7'0 1/2" wing span.
- ▶ With 60 blocks this season, he is tied with Bryant "Big Country" Reeves for the eighth most blocks in a Cowboys season.
- ▶ Ranks 6th in the NCAA among freshmen and 27th overall with 2.1 blocks per game.
- ▶ Big 12 ranks: blocks (3rd, 2.1), o-reb (12th, 1.8).
- ▶ Logged a career-high 20 points on 7-of-7 shooting at TCU. He also shot 6-of-7 from the free throw line.
- ▶ Averaging 2.1 blocks per game this year, which ranks 6th in OSU history.
- ▶ Pulled down a career-high 12 boards and logged nine points against Iowa State.
- ▶ Posted 17 points on 7-of-10 shooting and eight rebounds against Nebraska in Sioux Falls.
- ▶ Blocked six shots in OSU's win over Memphis in the AdvoCare Invitational. That tied Byron Houston for the most blocks by an OSU freshman.
- ▶ Recorded five of his six blocks against Memphis in the first half. His six blocks were the most by a Cowboy since Andre Williams' seven in 2003.
- ▶ Pulled down a career-high five rebounds against Tulsa to go with eight points and four blocked shots.
- ▶ Scored 12 points in the same game in which he blocked six shots against Memphis.

ANEI AGAINST TODAY'S OPPONENT

Opponent	Date	GS	Min	FG	FGA	3FG	FGA	FT	FTA	Off	Def	Tot	PF	A	TO	Blk	Stl	Pts
at Kansas	2/9/2019	*	38	2	6	0	0	4	4	1	2	3	2	3	3	3	0	8

2018-19 GAME-BY-GAME STATS

Opponent	Date	TOTAL					3-PTS			REBOUNDS														
		GS	Min	FG	FGA	Pct	3FG	FGA	Pct	FT	FTA	Pct	Off	Def	Tot	Avg	PF	FO	A	TO	Blk	Stl	Pts	Avg
at Charlotte	11/10/18																							
UTSA	11/14/18	*	17	1	2	.500	0	0	.000	0	2	.000	2	1	3	3.0	2	0	0	1	0	0	2	2.0
COL. OF CHARLESTON	11/18/18		12	0	2	.000	0	0	.000	0	0	.000	1	2	3	2.7	2	0	0	2	3	0	0	1.7
vs Memphis	11/22/18		17	6	7	.857	0	0	.000	0	0	.000	3	1	4	3.0	3	0	0	1	6	1	12	4.3
vs Villanova	11/23/18		18	4	4	1.000	0	0	.000	1	2	.500	2	2	4	3.2	4	0	0	0	0	1	9	5.2
vs LSU	11/25/18	*	19	3	4	.750	0	0	.000	2	2	1.000	0	4	4	3.3	4	0	1	1	2	0	8	5.7
vs Minnesota	11/30/18	*	15	2	2	1.000	0	0	.000	2	4	.500	1	3	4	3.4	5	1	0	2	4	0	6	5.7
at Tulsa	12/05/18	*	24	4	6	.667	0	0	.000	0	0	.000	2	3	5	3.6	2	0	0	0	4	0	8	6.0
HOUSTON	12/08/18	*	19	3	4	.750	0	0	.000	0	3	.000	2	0	2	3.4	3	0	1	2	2	1	6	6.0
vs Nebraska	12/16/18	*	25	7	10	.700	0	0	.000	3	4	.750	4	4	8	3.9	2	0	1	2	1	0	17	7.1
CENTRAL ARK.	12/21/18	*	23	3	4	.750	0	0	.000	0	2	.000	4	3	7	4.2	3	0	1	1	1	0	6	7.0
A&M-CORPUS CHRISTI	12/29/18	*	19	2	3	.667	0	0	.000	3	4	.750	1	4	5	4.3	2	0	0	1	2	0	7	7.0
IOWA ST.	01/02/19	*	26	2	2	1.000	0	0	.000	2	2	1.000	0	3	3	4.2	5	1	0	2	1	0	6	6.9
at Oklahoma	01/05/19	*	14	2	4	.500	0	0	.000	2	3	.667	1	2	3	4.1	4	0	0	0	0	0	6	6.9
TEXAS	01/08/19	*	13	0	3	.000	0	0	.000	0	0	.000	1	0	1	3.9	4	0	0	0	0	0	0	6.4
at West Virginia	1/12/19	*	12	1	3	.333	0	0	.000	0	2	.000	3	1	4	3.9	4	0	0	0	1	0	2	6.1
BAYLOR	01/14/19	*	24	3	4	.750	0	0	.000	5	5	1.000	1	1	2	3.8	4	0	1	0	2	0	11	6.4
at Iowa State	01/19/19	*	31	4	5	.800	0	0	.000	1	2	.500	6	6	12	4.2	1	0	1	5	3	0	9	6.6
OKLAHOMA	01/23/19	*	27	3	4	.750	0	0	.000	1	1	1.000	0	4	4	4.2	3	0	2	1	2	0	7	6.6
SOUTH CAROLINA	01/26/19	*	35	3	6	.500	0	0	.000	2	3	.667	4	7	11	4.6	3	0	0	3	3	0	8	6.7
KANSAS ST.	02/02/19	*	31	4	8	.500	0	0	.000	1	4	.250	3	2	5	4.6	1	0	0	3	1	0	9	6.8
at TCU	02/06/19	*	32	7	7	1.000	0	0	.000	6	7	.857	1	4	5	4.3	3	0	1	1	2	0	20	7.8
at Kansas	02/09/19	*	38	2	6	.333	0	0	.000	4	4	1.000	1	2	3	4.5	2	0	3	3	3	0	8	7.4
TEXAS TECH	02/13/19	*	27	0	3	.000	0	0	.000	0	0	.000	1	3	4	4.5	5	1	1	2	2	1	0	7.1
at Texas	02/16/19	*	24	2	5	.400	0	0	.000	2	4	.500	1	3	4	4.5	3	0	0	1	3	2	6	7.0
TCU	02/18/19	*	27	2	6	.333	0	0	.000	0	0	.000	2	2	4	4.5	3	0	2	2	5	0	4	6.9
at Kansas State	02/23/19	*	31	5	7	.714	0	0	.000	2	3	.667	1	2	3	4.4	3	0	2	0	2	0	12	7.1
at Texas Tech	02/27/19	*	15	1	2	.500	0	0	.000	1	2	.500	0	4	4	4.4	5	1	0	2	1	0	3	7.0

CAREER GAME HIGHS / SUPERLATIVES

Points	20 at TCU, 02/06/19
Rebounds	12 at Iowa State, 1/19/19
Field Goals	7, 2x, at TCU, 02/06/19
Field Goals Att.	10 vs Nebraska, 12/16/18
Three-Point FG	-
Three-Point FG Att.	-
Free Throws Made	6 at TCU, 02/06/19
Free Throws Att.	7 at TCU, 02/06/19
Assists	3 at Kansas, 02/09/19
Steals	2 at Texas, 02/16/19
Blocks	6 vs Memphis, 11/22/18
Minutes	38 at Kansas, 02/09/19

Miscellaneous	Career
Games with 10+ points	5
Games with 20+ points	1
Games with 5+ rebounds	7
Games with 10+ rebounds	2
Games with 3+ assists	0
Games with 2+ steals	1
Games with 2+ blocks	19
Double-Doubles	0
Games led OSU in points	3
Games led OSU in rebounds	3
Games led OSU in assists	0
Games led OSU in steals	1
Games led OSU in blocks	23

CAREER STATS


CAREER TOTALS																												
Year	GP	GS	Min	Avg	-----Total-----			-----3-PTS-----			-----Rebounds-----										PF	FO	Ast	TO	Blk	Stl	Pts	Avg
					FG	FGA	Pct	FG	FGA	Pct	FT	FTA	Pct	Off	Def	Tot	Avg											
2018-19	28	25	632	22.6	77	125	.616	0	0	.000	41	67	.612	49	74	123	4.4	89	4	19	40	60	6	195	7.0			



PLAYER SPOTLIGHT

21 LINDY WATERS III

Guard ▶ 6-6 ▶ 210 ▶ Junior ▶ Norman, Okla. ▶ Norman North HS



- ▶ Versatile key to OSU's lineup. Will play positions 1-4 in nearly every game.
- ▶ Leads the Big 12 by shooting 54.5 percent from three in conference play, and is also first at 46.9 percent from three in all games.
- ▶ Shooting 92.9 percent (65-of-70) from the free throw line this season, which is tied for first in the Big 12.
- ▶ Has 130 career makes from 3-point, which ranks 15th in school history, and his 42.3 percent clip ranks 4th.
- ▶ Big 12 ranks: FT% (1st, 92.8), 3fg% (1st, 46.9), 3fg/game (5th, 2.2), mpg (6th, 33.8), assists (15th, 2.8) scoring (15th, 12.1).
- ▶ Logged his first 20-point scoring game against Oklahoma. His seven made field goals was also a career high that night.
- ▶ Posted 19 points on a perfect 5-of-5 from 3-point against Texas. Just missed a double-double with nine boards.
- ▶ 6th in OSU history with a career 3-point percentage of 41.8.
- ▶ Posted his first career double-double in the win over Central Arkansas with 10 points and 11 boards.
- ▶ Tied his career-high in threes made in a game with four against Minnesota.
- ▶ Blocked a career-high two shots vs LSU in the AdvoCare Invitational game that gave OSU third place in the tournament.
- ▶ Joined Thomas Dziagwa and Cameron McGriff as captains in 2018-19.

WATERS AGAINST TODAY'S OPPONENT

Opponent	Date	GS	Min	FG	FGA	3FG	FGA	FT	FTA	Off	Def	Tot	PF	A	TO	Blk	Stl	Pts
at Kansas	1/14/2017		18	3	4	2	3	0	0	0	0	0	2	1	3	0	0	8
at Kansas	2/3/2018 *	31	4	9	3	8	0	1	1	3	4	3	3	1	0	0	0	11
KANSAS	3/3/2018	25	1	3	1	2	2	2	0	2	2	2	2	2	0	0	0	5
vs Kansas	3/8/2018 *	23	1	2	0	1	2	2	2	3	5	4	4	1	2	0	0	4
at Kansas	2/9/2019 *	30	4	6	3	5	2	2	0	1	1	2	2	1	1	0	0	13
Averages		25.4		54.2%		47.4%		85.7%		2.4	2.6	1.2	1.2	0.0	0.0			8.2

2018-19 GAME-BY-GAME STATS

Opponent	Date	TOTAL			3-PTS			REBOUNDS											Pts	Avg				
		GS	Min	FG	FGA	Pct	3FG	FGA	Pct	FT	FTA	Pct	Off	Def	Tot	Avg	PF	FO			A	TO	Blk	Stl
at Charlotte	11/10/18	*	34	4	11	.364	3	6	.500	4	4	1.000	0	3	3	3.0	4	0	1	2	0	3	15	15.0
UTSA	11/14/18	*	28	5	9	.556	2	4	.500	2	2	1.000	0	7	7	5.0	1	0	6	2	0	1	14	14.5
COL. OF CHARLESTON	11/18/18	*	37	3	10	.300	2	8	.250	4	4	1.000	0	5	5	5.0	1	0	2	2	0	0	12	13.7
vs Memphis	11/22/18	*	30	1	2	.500	0	1	.000	8	8	1.000	0	5	5	5.0	0	0	4	3	0	1	10	12.8
vs Villanova	11/23/18	*	36	2	9	.222	0	4	.000	0	0	.000	0	3	3	4.6	1	0	2	0	0	2	4	11.0
vs LSU	11/25/18	*	33	5	7	.714	3	4	.750	3	3	1.000	1	4	5	4.7	0	0	4	0	2	3	16	11.8
vs Minnesota	11/30/18	*	37	5	12	.417	4	6	.667	4	5	.800	4	4	8	5.1	3	0	1	0	0	1	18	12.7
at Tulsa	12/05/18	*	37	3	10	.300	2	7	.286	4	4	1.000	1	3	4	5.0	1	0	5	2	0	2	12	12.6
HOUSTON	12/08/18	*	38	3	11	.273	2	6	.333	0	0	.000	2	1	3	4.8	2	0	4	1	0	2	8	12.1
vs Nebraska	12/16/18	*	33	5	8	.625	2	4	.500	1	1	1.000	1	1	2	4.5	2	0	2	0	0	1	13	12.2
CENTRAL ARK.	12/21/18	*	33	2	7	.286	1	4	.250	5	6	.833	4	7	11	5.1	3	0	4	1	0	1	10	12.0
A&M-CORPUS CHRISTI	12/29/18	*	24	2	5	.400	1	3	.333	0	0	.000	1	1	2	4.8	3	0	4	2	0	1	5	11.4
IOWA ST.	01/02/19	*	36	6	11	.545	3	6	.500	0	0	.000	0	5	5	4.8	2	0	2	3	0	0	15	11.7
at Oklahoma	01/05/19	*	21	3	7	.429	1	4	.250	0	0	.000	1	3	4	4.8	4	0	1	0	0	0	7	11.4
TEXAS	01/08/19	*	39	5	7	.714	5	5	1.000	4	4	1.000	1	8	9	5.1	1	0	2	4	0	3	19	11.9
at West Virginia	11/12/19	*	38	1	8	.125	1	2	.500	6	6	1.000	0	2	2	4.9	2	0	3	2	0	0	9	11.7
BAYLOR	01/14/19	*	31	4	7	.571	3	4	.750	0	0	.000	2	3	5	4.9	1	0	2	2	2	0	11	11.6
at Iowa State	01/19/19	*	31	5	9	.556	2	4	.500	2	2	1.000	1	5	6	4.9	5	1	1	1	0	0	14	11.8
OKLAHOMA	01/23/19	*	35	7	13	.538	4	8	.500	2	2	1.000	1	3	4	4.9	5	1	3	5	0	1	20	12.2
SOUTH CAROLINA	01/26/19	*	35	5	13	.385	3	7	.429	4	4	1.000	0	6	6	5.0	0	0	3	1	0	3	17	12.5
KANSAS ST.	02/02/19	*	36	5	10	.500	2	2	1.000	0	1	.000	1	1	2	4.8	1	0	3	1	0	1	12	12.4
at TCU	02/06/19	*	39	2	7	.286	1	4	.250	2	2	1.000	0	7	7	4.9	2	0	5	4	1	2	7	12.7
at Kansas	02/09/19	*	30	4	6	.667	3	5	.600	2	2	1.000	0	1	1	4.7	2	0	1	1	0	0	13	12.2
TEXAS TECH	02/13/19	*	34	4	10	.400	1	3	.333	3	4	.750	0	3	3	4.7	4	0	2	1	0	1	12	12.2
at Texas	02/16/19	*	40	2	5	.400	0	2	.000	1	2	.500	3	2	5	4.7	3	0	4	2	1	1	5	11.9
TCU	02/18/19	*	38	4	10	.400	3	6	.500	3	3	1.000	0	7	7	4.8	2	0	4	1	0	1	14	12.0
at Kansas State	02/23/19	*	19	1	3	.333	0	1	.000	0	0	.000	0	0	0	4.6	5	1	1	2	0	1	2	11.6
at Texas Tech	02/27/19	*	44	9	18	.500	7	10	.700	1	1	1.000	1	3	4	4.6	4	0	2	0	0	1	26	12.1

CAREER GAME HIGHS / SUPERLATIVES

Points	26, vs Texas Tech., 02/27/19
Rebounds	11 vs Central Arkansas 12/21/18
Field Goals	9, vs Texas Tech., 02/27/19
Field Goals Att.	18, vs Texas Tech., 02/27/19
Three-Point FG	7, vs Texas Tech., 02/27/19
Three-Point FG Att.	10, vs Texas Tech., 02/27/19
Free Throws Made	8 vs Memphis, 11/22/18
Free Throws Att.	8 2X, last vs Memphis, 11/22/18
Assists	6 2X, last vs UTSA, 11/14/18
Steals	5 vs Georgetown, 11/23/16
Blocks	2 2x last vs Baylor, 1/14/19
Minutes	44, vs Texas Tech., 02/27/19

Miscellaneous	Career
Games with 10+ points	38
Games with 20+ points	2
Games with 5+ rebounds	26
Games with 10+ rebounds	1
Games with 3+ assists	23
Games with 2+ steals	20
Games with 2+ blocks	1
Double-Doubles	1
Games led OSU in points	6
Games led OSU in rebounds	5
Games led OSU in assists	12
Games led OSU in steals	18
Games led OSU in blocks	3

CAREER STATS

CAREER STATS

					-----Total-----			-----3-PTS-----			-----Rebounds-----														
Year	GP	GS	Min	Avg	FG	FGA	Pct	FG	FGA	Pct	FT	FTA	Pct	Off	Def	Tot	Avg	PF	FO	Ast	TO	Blk	Stl	Pts	Avg
2016-17	23	12	367	16.0	46	93	.495	19	43	.442	20	28	.714	19	23	42	1.8	38	0	19	25	1	14	131	5.7
2017-18	35	31	948	27.1	105	237	.443	50	134	.373	43	56	.768	28	102	130	3.7	88	2	70	43	14	31	303	8.7
2018-19	28	28	946	33.8	107	245	.437	61	130	.469	65	70	.929	25	103	128	4.6	64	3	78	45	6	33	340	12.1
TOTAL	86	71	2261	26.3	258	575	.449	130	307	.423	128	154	.831	72	228	300	3.5	190	5	167	113	21	78	774	9.0




PLAYER SPOTLIGHT

24 LUKE MAJOR

Guard ▶ 6-7 ▶ 200 ▶ Freshman ▶ Edmond, Okla. ▶ Homeschooled / OKC Storm

- ▶ Put up two points on 1-of-1 shooting against Iowa State.
- ▶ Hit a runner for a bucket against Nebraska in the Sanford Pentagon.
- ▶ Knocked down a 3-pointer against UTSA for his first points in a Cowboy uniform.
- ▶ Blocked his first career shot in the season opener at Charlotte.
- ▶ Scored his first career points against UTSA with one made field goal and one made free throw.
- ▶ Named honorable mention All-State by *The Oklahoman* after a standout senior season for the OKC Storm.
- ▶ Member of the OKC Storm squad that claimed the National Christian Homeschool Basketball national championship.
- ▶ Averaged 10.1 points per game as a senior after posting 10.3 points and 5.4 rebounds per game as a junior.
- ▶ Helped the OKC Storm post a 41-13 record in 2017-18.
- ▶ Walked-on to the Cowboy basketball program in the summer of 2018.
- ▶ Plans on studying industrial engineering at OSU.
- ▶ Born on Feb. 10, 1999.



MAJOR AGAINST TODAY'S OPPONENT

Opponent	Date	GS	Min	FG	FGA	3FG	FGA	FT	FTA	Off	Def	Tot	PF	A	TO	Blk	Stl	Pts
First Career Meeting																		

2018-19 GAME-BY-GAME STATS

Opponent	Date	TOTAL			3-PTS			REBOUNDS											Avg			
		GS	Min	FG FGA Pct	3FG FGA Pct	FT FTA Pct	Off	Def	Tot	Avg	PF	FO	A	TO	Blk	Stl	Pts					
at Charlotte	11/10/18	7	0	1	.000	0	1	.000	0	0	.000	0	1	1	1.0	0	0	0	1	0	0	0.0
UTSA	11/14/18	12	1	1	1.000	1	1	1.000	0	2	.000	0	0	0	0.5	1	0	2	0	0	3	1.5
COL. OF CHARLESTON	11/18/18	0	0	0	.000	0	0	.000	0	0	.000	0	0	0	0.3	0	0	0	0	0	0	1.0
vs Memphis	11/22/18	3	0	0	.000	0	0	.000	0	0	.000	0	0	0	0.3	0	0	0	0	0	0	0.8
vs Villanova	11/23/18	DNP																				
vs LSU	11/25/18	1	0	0	.000	0	0	.000	0	0	.000	0	0	0	0.2	0	0	0	0	0	0	0.6
vs Minnesota	11/30/18	DNP																				
at Tulsa	12/05/18	DNP																				
HOUSTON	12/08/18	DNP																				
vs Nebraska	12/16/18	1	1	1	1.000	0	0	.000	0	0	.000	0	0	0	0.2	0	0	0	0	0	2	0.8
CENTRAL ARK.	12/21/18	DNP																				
A&M-CORPUS CHRISTI	12/29/18	5	1	3	.333	0	2	.000	0	2	.000	0	1	1	0.3	0	0	0	0	0	2	1.0
IOWA ST.	01/02/19	DNP																				
at Oklahoma	01/05/19	DNP																				
TEXAS	01/08/19	DNP																				
at West Virginia	1/12/19	DNP																				
BAYLOR	1/14/19	DNP																				
at Iowa State	01/19/19	4	1	1	1.000	0	0	.000	0	0	.000	0	0	0	0.2	0	0	0	0	0	2	1.0
OKLAHOMA	01/23/19	DNP																				
SOUTH CAROLINA	01/26/19	2	0	0	.000	0	0	.000	0	0	.000	0	0	0	0.2	0	0	0	0	0	0	0.9
KANSAS ST.	02/02/19	4	1	1	1.000	1	1	1.000	0	0	.000	1	1	2	0.4	0	0	1	0	0	3	1.1
at TCU	02/06/19	DNP																				
at Kansas	02/09/19	DNP																				
TEXAS TECH	02/13/19	4	0	0	.000	0	0	.000	0	0	.000	0	0	0	0.3	0	0	0	0	0	0	1.0
at Texas	02/16/19	1	0	0	.000	0	0	.000	0	0	.000	0	0	0	0.3	0	0	0	0	0	0	0.9
at Texas	02/16/19	1	0	0	.000	0	0	.000	0	0	.000	0	0	0	0.3	0	0	0	0	0	0	0.9
TCU	02/18/19	DNP																				
at Kansas State	02/23/19	DNP																				
at Texas Tech	02/27/19	DNP																				

CAREER GAME HIGHS / SUPERLATIVES

Points	3. 2X last vs Kansas State, 02/02/19
Rebounds	2 vs Kansas State, 02/02/19
Field Goals	1, 5X, last vs Kansas State, 02/02/19
Field Goals Att.	3 vs TAMUCC, 12/29/18
Three-Point FG	-
Three-Point FG Att.	2 vs TAMUCC, 12/29/18
Free Throws Made	-
Free Throws Att.	2, 2X, last vs TAMUCC, 12/29/18
Assists	2 vs UTSA, 11/14/18
Steals	-
Blocks	1 at Charlotte, 11/10/18
Minutes	12 vs UTSA, 11/14/18

Miscellaneous	Career
Games with 10+ points	0
Games with 20+ points	0
Games with 5+ rebounds	0
Games with 10+ rebounds	0
Games with 3+ assists	0
Games with 2+ steals	0
Games with 2+ blocks	0
Double-Doubles	0
Games led OSU in points	0
Games led OSU in rebounds	0
Games led OSU in assists	0
Games led OSU in steals	0
Games led OSU in blocks	0

CAREER STATS

Year	GP	GS	Min	Avg	-----Total-----			-----3-PTS-----			-----Rebounds-----											PF	FO	Ast	TO	Blk	Stl	Pts	Avg
					FGA	FGB	Pct	FGA	FGB	Pct	FT	FTA	Pct	Off	Def	Tot	Avg												
2018-19	13	0	44	3.4	5	8	.625	2	5	.400	0	4	.000	1	3	4	0.3	1	0	3	1	1	0	12	0.9				



PLAYER SPOTLIGHT

31 DEE MITCHELL

Guard ▶ 6-2 ▶ 190 ▶ Freshman ▶ Jefferson, Texas ▶ Jefferson HS

- ▶ Knocked down a clutch 3-pointer against Texas Tech that helped the Cowboys take that game to overtime.
- ▶ Logged nine minutes against Kansas State, where he shot and made two free throws for his first points in a Cowboy uniform.
- ▶ Appeared in his first game in a Cowboy uniform against Texas Tech in Gallagher-Iba Arena.
- ▶ Joined the Cowboy basketball program following the walk-on tryouts on Jan. 17 and first suited up for the game against Texas Tech on Jan. 13.
- ▶ Was the District 16-3A MVP in 2017-18 for Jefferson High School.
- ▶ AAU teammates with Oklahoma State signee Avery Anderson, who will join the Cowboys in 2019-20.
- ▶ A multi-sport star, Mitchell was also named first-team all-district as a wide receiver and defensive back for the Jefferson football team.
- ▶ Majoring in sports & coaching science at OSU.



MITCHELL AGAINST TODAY'S OPPONENT

Opponent	Date	GS	Min	FG	FGA	3FG	FGA	FT	FTA	Off	Def	Tot	PF	A	TO	Blk	Stl	Pts
First Career Meeting																		

2018-19 GAME-BY-GAME STATS

Opponent	Date	TOTAL			3-PTS			REBOUNDS											Pts	Avg			
		GS	Min	FG FGA Pct	3FG FGA Pct	FT FTA Pct	Off Def Tot	Avg	PF	FO	A	TO	Blk	Stl									
at Charlotte	11/10/18	DNP																					
UTSA	11/14/18	DNP																					
COL. OF CHARLESTON	11/18/18	DNP																					
vs Memphis	11/22/18	DNP																					
vs Villanova	11/23/18	DNP																					
vs LSU	11/25/18	DNP																					
vs Minnesota	11/30/18	DNP																					
at Tulsa	12/05/18	DNP																					
HOUSTON	12/08/18	DNP																					
vs Nebraska	12/16/18	DNP																					
CENTRAL ARK.	12/21/18	DNP																					
A&M-CORPUS CHRISTI	12/29/18	DNP																					
IOWA ST.	01/02/19	DNP																					
at Oklahoma	01/05/19	DNP																					
TEXAS	01/08/19	DNP																					
at West Virginia	1/12/19	DNP																					
BAYLOR	1/14/19	DNP																					
at Iowa State	01/19/19	DNP																					
OKLAHOMA	01/23/19	DNP																					
SOUTH CAROLINA	01/26/19	DNP																					
KANSAS ST.	02/02/19	DNP																					
at TCU	02/02/19	DNP																					
at Kansas	02/09/19	DNP																					
TEXAS TECH	02/13/19	1	0	0	.000	0	0	.000	0	0	.000	0	0	0	0	0.0	0	0	0	0	0	0	0.0
at Texas	02/16/19	0	0	0	.000	0	0	.000	0	0	.000	0	0	0	0	0.0	0	0	0	0	0	0	0.0
TCU	02/18/18	DNP																					
at Kansas State	02/23/19	9	0	1	.000	0	1	.000	2	2	1.000	0	0	0	0	0.0	0	0	1	0	0	0	0.7
at Texas Tech	02/27/19	12	1	1	1.000	1	1	1.000	2	3	.667	0	0	0	0	0.0	4	0	0	0	0	0	1.8

CAREER GAME HIGHS / SUPERLATIVES

Points	5, at Texas Tech, 02/27/19
Rebounds	-
Field Goals	1, at Texas Tech, 02/27/19
Field Goals Att.	1, 2x, last at Texas Tech, 02/27/19
Three-Point FG	1, at Texas Tech, 02/27/19
Three-Point FG Att.	1, at Texas Tech, 02/27/19
Free Throws Made	2, 2x, last at Texas Tech, 02/27/19
Free Throws Att.	3, at Texas Tech, 02/27/19
Assists	1, at Kansas State, 02/23/19
Steals	-
Blocks	-
Minutes	12, at Texas Tech, 02/27/19

Miscellaneous	Career
Games with 10+ points	0
Games with 20+ points	0
Games with 5+ rebounds	0
Games with 10+ rebounds	0
Games with 3+ assists	0
Games with 2+ steals	0
Games with 2+ blocks	0
Double-Doubles	0
Games led OSU in points	0
Games led OSU in rebounds	0
Games led OSU in assists	0
Games led OSU in steals	0
Games led OSU in blocks	0

CAREER STATS


CAREER STATS																													
Year	GP	GS	Min	Avg	-----Total-----			-----3-PTS-----			-----Rebounds-----											PF	FO	Ast	TO	Blk	Stl	Pts	Avg
					FG	FGA	Pct	FG	FGA	Pct	FT	FTA	Pct	Off	Def	Tot	Avg												
2018-19	4	0	22	5.5	1	2	.500	1	2	.500	4	5	.800	0	0	0	0.0	4	0	1	0	0	0	7	1.8				



PLAYER SPOTLIGHT

33 TREY REEVES

Forward ▶ 6-4 ▶ 220 ▶ Junior ▶ Gans, Okla. ▶ Muldrow HS



- ▶ Suffered a broken foot in practice prior to the South Carolina game and is expected to miss the rest of the season.
- ▶ Was put on scholarship for the 2018-19 season by head coach Mike Boynton after two years as a walk-on.
- ▶ Earned Academic All-Big 12 honors after posting a 4.0 GPA for the second consecutive season.
- ▶ Played in nine games for the Cowboys in his sophomore season.
- ▶ Made a key field goal against Arkansas on Jan. 27, which was his first made basket in a game as a Cowboy.
- ▶ Grabbed a career-high two rebounds in the Cowboys' victory against UT-Rio Grande Valley on Dec. 22.
- ▶ Integral member of the Cowboy scout team, and is applauded by his teammates for his work ethic, positive attitude and hustle.
- ▶ As a freshman, Trey was named to the 2016-17 Academic All-Big 12 Rookie Team.
- ▶ In 2016-17, Trey posted a 4.0 grade point average, which made him one of just 46 Big 12 rookies and one of just 10 OSU rookies to earn a perfect GPA.
- ▶ Trey is studying accounting and finance at OSU.
- ▶ Son of Oklahoma State legend Bryant "Big Country" Reeves, who helped lead the Cowboys to the 1995 NCAA Final Four.

REEVES AGAINST TODAY'S OPPONENT

Opponent	Date	GS	Min	FG	FGA	3FG	FGA	FT	FTA	Off	Def	Tot	PF	A	TO	Blk	Stl	Pts
KANSAS	3/3/2018	1		0	0	0	0	0	0	0	0	0	1	0	0	0	0	0

2018-19 GAME-BY-GAME STATS

Opponent	Date	TOTAL			3-PTS			REBOUNDS											PF	FO	A	TO	Blk	Stl	Pts	Avg
		GS	Min	FG FGA Pct	3FG FGA Pct	FT FTA Pct	Off	Def	Tot	Avg																
at Charlotte	11/10/18	DNP																								
UTSA	11/14/18	2	0	1	.000	0	1	.000	0	0	.000	0	1	1	1.0	0	0	1	0	0	0	0.0				
COL. OF CHARLESTON	11/18/18	0	0	0	.000	0	0	.000	0	0	.000	0	0	0	0.5	0	0	0	0	0	0	0.0				
vs Memphis	11/22/18	1	0	0	.000	0	0	.000	0	0	.000	0	0	0	0.3	0	0	0	0	0	0	0.0				
vs Villanova	11/23/18	DNP																								
vs LSU	11/25/18	1	0	0	.000	0	0	.000	0	0	.000	0	0	0	0.3	0	0	0	0	0	0	0.0				
vs Minnesota	11/30/18	DNP																								
at Tulsa	12/05/18	DNP																								
HOUSTON	12/08/18	DNP																								
vs Nebraska	12/16/18	DNP																								
CENTRAL ARK.	12/21/18	DNP																								
A&M-CORPUS CHRISTI	12/29/18	DNP																								
IOWA ST.	01/02/19	DNP																								
at Oklahoma	01/05/19	DNP																								
TEXAS	01/08/19	DNP																								
at West Virginia	1/12/19	DNP																								
BAYLOR	1/14/19	DNP																								
at Iowa State	01/19/19	DNP																								
OKLAHOMA	01/23/19	DNP																								
SOUTH CAROLINA	01/26/19	DNP																								
KANSAS STATE	02/02/19	DNP																								
at TCU	02/06/19	DNP																								
at Kansas	02/09/19	DNP																								
TEXAS TECH	02/13/19	DNP																								
at Texas	02/16/19	DNP																								
TCU	02/18/19	DNP																								
at Kansas State	02/23/19	DNP																								
at Texas Tech	02/27/19	DNP																								

CAREER GAME HIGHS / SUPERLATIVES

Points	2 at Arkansas, 01/27/18
Rebounds	2 vs UT-Rio Grande Valley, 12/22/17
Field Goals	1 at Arkansas, 01/27/18
Field Goals Att.	3 vs Arkansas-Pine Bluff, 12/14/16
Three-Point FG	-
Three-Point FG Att.	2 vs Arkansas-Pine Bluff, 12/14/16
Free Throws Made	-
Free Throws Att.	-
Assists	1 vs UTSA, 11/14/18
Steals	-
Blocks	-
Minutes	6 vs Oral Roberts, 11/16/17

Miscellaneous	Career
Games with 10+ points	0
Games with 20+ points	0
Games with 5+ rebounds	0
Games with 10+ rebounds	0
Games with 3+ assists	0
Games with 2+ steals	0
Games with 2+ blocks	0
Double-Doubles	0
Games led team in points	0
Games led team in rebounds	0
Games led team in assists	0
Games led team in steals	0
Games led team in blocks	0

CAREER STATS

-----Total-----																												-----3-PTS-----						-----Rebounds-----									
Year	GP	GS	Min	Avg	FG	FGA	Pct	FG	FGA	Pct	FT	FTA	Pct	Off	Def	Tot	Avg	PF	FO	Ast	TO	Blk	Stl	Pts	Avg																		
2016-17	8	0	12	1.5	0	4	.000	0	3	.000	0	0	.000	0	3	3	0.4	1	0	0	0	0	0	0	0.0																		
2017-18	9	0	22	2.4	1	5	.200	0	2	.000	0	0	.000	0	2	2	0.2	3	0	0	2	0	0	2	0.2																		
2018-19	4	0	4	1.0	0	1	.000	0	1	.000	0	0	.000	0	1	1	0.3	0	0	1	0	0	0	0	0.0																		
TOTAL	21	0	38	1.8	1	10	.100	0	6	.000	0	0	.000	0	6	6	0.3	4	0	1	2	0	0	2	0.1																		



PLAYER SPOTLIGHT

33 TANNER TAYLOR

Guard ▶ 6-1 ▶ 170 ▶ Junior ▶ Emporia, Kansas ▶ Emporia High School

- ▶ Appeared in his first game in an OSU uniform and knocked down a 3-pointer against Texas Tech.
- ▶ Spent the last three seasons as a Cowboy basketball manager and scout team member.
- ▶ First suited out for the South Carolina game on Jan. 26, but has not seen the floor yet.
- ▶ Played quarterback at Emporia High School and came to Oklahoma State as a preferred walk-on to the football program in 2016, but left after a month and decided to join the basketball team as a manager.
- ▶ Majoring in Agribusiness.
- ▶ Born on Nov. 19, 1997.



TAYLOR AGAINST TODAY'S OPPONENT

Opponent	Date	GS	Min	FG	FGA	3FG	FGA	FT	FTA	Off	Def	Tot	PF	A	TO	Blk	Stl	Pts
First Career Meeting																		

2018-19 GAME-BY-GAME STATS

Opponent	Date	GS	Min	TOTAL			3-PTS			REBOUNDS										PF	FO	A	TO	Blk	Stl	Pts	Avg
				FG	FGA	Pct	3FG	FGA	Pct	FT	FTA	Pct	Off	Def	Tot	Avg											
at Charlotte	11/10/18	DNP																									
UTSA	11/14/18	DNP																									
COL. OF CHARLESTON	11/18/18	DNP																									
vs Memphis	11/22/18	DNP																									
vs Villanova	11/23/18	DNP																									
vs LSU	11/25/18	DNP																									
vs Minnesota	11/30/18	DNP																									
at Tulsa	12/05/18	DNP																									
HOUSTON	12/08/18	DNP																									
vs Nebraska	12/16/18	DNP																									
CENTRAL ARK.	12/21/18	DNP																									
A&M-CORPUS CHRISTI	12/29/18	DNP																									
IOWA ST.	01/02/19	DNP																									
at Oklahoma	01/05/19	DNP																									
TEXAS	01/08/19	DNP																									
at West Virginia	1/12/19	DNP																									
BAYLOR	1/14/19	DNP																									
at Iowa State	01/19/19	DNP																									
OKLAHOMA	01/23/19	DNP																									
SOUTH CAROLINA	01/26/19	DNP																									
KANSAS ST.	02/02/19	DNP																									
at TCU	02/02/19	DNP																									
at Kansas	02/09/19	DNP																									
TEXAS TECH	02/13/19	4	1	2	.500	1	2	.500	0	0	.000	0	0	0	0.0	0	0	0	0	0	0	3	3.0				
at Texas	02/16/19	DNP																									
TCU	02/18/19	DNP																									
at Kansas State	02/23/19	3	0	0	.000	0	0	.000	0	0	.000	0	0	0	0.0	0	0	0	0	0	0	0	1.5				
at Texas Tech	02/27/19	DNP																									

CAREER GAME HIGHS / SUPERLATIVES

Points	3 vs Texas Tech, 02/13/19
Rebounds	-
Field Goals	1 vs Texas Tech, 02/13/19
Field Goals Att.	2 vs Texas Tech, 02/13/19
Three-Point FG	1 vs Texas Tech, 02/13/19
Three-Point FG Att.	2 vs Texas Tech, 02/13/19
Free Throws Made	-
Free Throws Att.	-
Assists	-
Steals	-
Blocks	-
Minutes	4 vs Texas Tech, 02/13/19

Miscellaneous		Career
Games with 10+ points		0
Games with 20+ points		0
Games with 5+ rebounds		0
Games with 10+ rebounds		0
Games with 3+ assists		0
Games with 2+ steals		0
Games with 2+ blocks		0
Double-Doubles		0
Games led OSU in points		0
Games led OSU in rebounds		0
Games led OSU in assists		0
Games led OSU in steals		0
Games led OSU in blocks		0

CAREER STATS

Year	GP	GS	Min	Avg	-----Total-----			-----3-PTS-----			-----Rebounds-----										Pts	Avg			
					FG	FGA	Pct	FG	FGA	Pct	FT	FTA	Pct	Off	Def	Tot	Avg	PF	FO	Ast			TO	Blk	Stl
2018-19	2	0	7	3.5	1	2	.500	1	2	.500	0	0	.000	0	0	0	0.0	0	0	0	0	0	0	3	1.5




PLAYER SPOTLIGHT

40 CADE WAGNER

Forward ▶ 6-6 ▶ 185 ▶ Freshman ▶ Dallas ▶ Highland Park HS

- ▶ Appeared in his first game in a Cowboy uniform and attempted one shot against Texas Tech.
- ▶ Joined the Cowboy basketball program following the walk-on tryouts on Jan. 17 and first suited up for the game against Texas Tech on Feb. 3.
- ▶ Was a first-team all-district selection for Highland Park High School in 2017-18.
- ▶ Helped lead the Scots to a 23-12 record and a trip to the Texas Class 5A Regiona II area round of the playoffs.
- ▶ Majoring in finance at Oklahoma State.
- ▶ Born on Dec. 27, 1999.



WAGNER AGAINST TODAY'S OPPONENT

Opponent	Date	GS	Min	FG	FGA	3FG	FGA	FT	FTA	Off	Def	Tot	PF	A	TO	Blk	Stl	Pts
First Career Meeting																		

2018-19 GAME-BY-GAME STATS

Opponent	Date	TOTAL			3-PTS			REBOUNDS											PF	FO	A	TO	Blk	Stl	Pts	Avg
		GS	Min	FG FGA Pct	3FG FGA Pct	FT FTA Pct	Off	Def	Tot	Avg																
at Charlotte	11/10/18	DNP																								
UTSA	11/14/18	DNP																								
COL. OF CHARLESTON	11/18/18	DNP																								
vs Memphis	11/22/18	DNP																								
vs Villanova	11/23/18	DNP																								
vs LSU	11/25/18	DNP																								
vs Minnesota	11/30/18	DNP																								
at Tulsa	12/05/18	DNP																								
HOUSTON	12/08/18	DNP																								
vs Nebraska	12/16/18	DNP																								
CENTRAL ARK.	12/21/18	DNP																								
A&M-CORPUS CHRISTI	12/29/18	DNP																								
IOWA ST.	01/02/19	DNP																								
at Oklahoma	01/05/19	DNP																								
TEXAS	01/08/19	DNP																								
at West Virginia	1/12/19	DNP																								
BAYLOR	1/14/19	DNP																								
at Iowa State	01/19/19	DNP																								
OKLAHOMA	01/23/19	DNP																								
SOUTH CAROLINA	01/26/19	DNP																								
KANSAS ST.	02/02/19	DNP																								
at TCU	02/02/19	DNP																								
at Kansas	02/09/19	DNP																								
TEXAS TECH	02/13/19	1	0	1	.000	0	0	.000	0	0	.000	0	0	0	0.0	0	0	0	0	0	0	0	0	0	0.0	
at Texas	02/16/19	DNP																								
TCU	02/18/19	DNP																								
at Kansas State	02/23/19	3	0	0	.000	0	0	.000	0	0	.000	0	0	0	0.0	0	0	0	0	0	0	0	0	0	1.5	
at Texas Tech	02/27/19	DNP																								

CAREER GAME HIGHS / SUPERLATIVES

Points	-
Rebounds	-
Field Goals	-
Field Goals Att.	1 vs Texas Tech, 02/13/19
Three-Point FG	-
Three-Point FG Att.	-
Free Throws Made	-
Free Throws Att.	-
Assists	-
Steals	-
Blocks	-
Minutes	3 at Kansas State, 02/23/19

Miscellaneous	Career
Games with 10+ points	0
Games with 20+ points	0
Games with 5+ rebounds	0
Games with 10+ rebounds	0
Games with 3+ assists	0
Games with 2+ steals	0
Games with 2+ blocks	0
Double-Doubles	0
Games led OSU in points	0
Games led OSU in rebounds	0
Games led OSU in assists	0
Games led OSU in steals	0
Games led OSU in blocks	0

CAREER STATS

Year	GP	GS	Min	Avg	-----Total-----			-----3-PTS-----			-----Rebounds-----											Pts	Avg
2018-19	2	0	2	1.0	0	1	.000	0	0	.000	0	0	0	0	0	0.0	0	0	0	0	0	0	0.0



PLAYER SPOTLIGHT

44 GABE SIMPSON

Guard ▶ 6-3 ▶ 208 ▶ Freshman ▶ Jay, Okla. ▶ Jay High School

- ▶ Appeared in his first game in a Cowboy uniform against Texas Tech.
- ▶ Joined the Cowboy basketball program following the walk-on tryouts on Jan. 17 and first suited up for the game against Kansas State on Feb. 2.
- ▶ Also currently a walk-on to the Cowboy football program as a scout-team safety.
- ▶ Attends Oklahoma State on a full academic scholarship.
- ▶ Majoring in chemistry (pre-med).
- ▶ Born on Feb. 3, 1999.



SIMPSON AGAINST TODAY'S OPPONENT

Opponent	Date	GS	Min	FG	FGA	3FG	FGA	FT	FTA	Off	Def	Tot	PF	A	TO	Blk	Stl	Pts.
First Career Meeting																		

2018-19 GAME-BY-GAME STATS

Opponent	Date	TOTAL			3-PTS			REBOUNDS															
		GS	Min	FG FGA Pct	3FG FGA Pct	FT FTA Pct	Off Def Tot	Avg	PF	FO	A	To	Blk	Stl	Pts	Avg							
at Charlotte	11/10/18		DNP																				
UTSA	11/14/18		DNP																				
COL. OF CHARLESTON	11/18/18		DNP																				
vs Memphis	11/22/18		DNP																				
vs Villanova	11/23/18		DNP																				
vs LSU	11/25/18		DNP																				
vs Minnesota	11/30/18		DNP																				
at Tulsa	12/05/18		DNP																				
HOUSTON	12/08/18		DNP																				
vs Nebraska	12/16/18		DNP																				
CENTRAL ARK.	12/21/18		DNP																				
A&M-CORPUS CHRISTI	12/29/18		DNP																				
IOWA ST.	01/02/19		DNP																				
at Oklahoma	01/05/19		DNP																				
TEXAS	01/08/19		DNP																				
at West Virginia	1/12/19		DNP																				
BAYLOR	1/14/19		DNP																				
at Iowa State	01/19/19		DNP																				
OKLAHOMA	01/23/19		DNP																				
SOUTH CAROLINA	01/26/19		DNP																				
KANSAS ST.	02/02/19		DNP																				
at TCU	02/06/19		DNP																				
at Kansas	02/09/19		DNP																				
TEXAS TECH	02/13/19			1	0	0	.000	0	0	.000	0	0	.000	1	0	1	1.0	0	0	0	0	0	0.0
at Texas	02/16/19		DNP																				
TCU	02/18/19		DNP																				
at Kansas State	02/23/19			3	0	3	.000	0	3	.000	0	0	.000	0	0	0	0.5	0	0	0	0	0	0.0
at Texas Tech	02/27/19		DNP																				

CAREER GAME HIGHS / SUPERLATIVES

Points	-
Rebounds	1 vs Texas Tech, 02/13/19
Field Goals	-
Field Goals Att.	-
Three-Point FG	3, at Kansas State, 02/23/19
Three-Point FG Att.	-
Free Throws Made	-
Free Throws Att.	-
Assists	-
Steals	-
Blocks	-
Minutes	3, at Kansas State, 02/23/19

Miscellaneous	Career
Games with 10+ points	0
Games with 20+ points	0
Games with 5+ rebounds	0
Games with 10+ rebounds	0
Games with 3+ assists	0
Games with 2+ steals	0
Games with 2+ blocks	0
Double-Doubles	0
Games led OSU in points	0
Games led OSU in rebounds	0
Games led OSU in assists	0
Games led OSU in steals	0
Games led OSU in blocks	0

CAREER STATS

-----Total-----																											-----3-PTS-----						-----Rebounds-----								
Year	GP	GS	Min	Avg	FG	FGA	Pct	FG	FGA	Pct	FT	FTA	Pct	Off	Def	Tot	Avg	PF	FO	Ast	TO	Blk	Stl	Pts	Avg																
2018-19	2	0	4	2.0	0	3	.000	0	3	.000	0	0	.000	1	0	1	0.5	0	0	0	0	0	0	0	0.0																




PLAYER SPOTLIGHT

54 J.K. HADLOCK

Guard ▶ 6-1 ▶ 185 ▶ Junior ▶ Fairfax, Okla. ▶ Glencoe HS

- ▶ Appeared in his first game in a Cowboys uniform against Kansas State where he scored two points and pulled down one rebound.
- ▶ Joined the Cowboy basketball program following the walk-on tryouts on Jan. 17.
- ▶ Was an All-State basketball selection at Glencoe High School by the Oklahoma Coaches Association.
- ▶ Won a pair of basketball state titles at Glencoe along with teammate and current Oklahoma senior guard Ty Lazenby.
- ▶ Played two years of JUCO baseball at Northern Oklahoma College in Enid and Cowley College in Arkansas City, Kansas
- ▶ Member of the Osage Nation, which is a Native American tribe located in Oklahoma and throughout the Midwest.
- ▶ Majoring in business management at Oklahoma State.
- ▶ Born June 23, 1997.



HADLOCK AGAINST TODAY'S OPPONENT

Opponent	Date	GS	Min	FG	FGA	3FG	FGA	FT	FTA	Off	Def	Tot	PF	A	TO	Blk	Stl	Pts
First career meeting																		

2018-19 GAME-BY-GAME STATS

Opponent	Date	GS	Min	TOTAL			3-PTS			REBOUNDS									
				FG	FGA	Pct	3FG	FGA	Pct	FT	FTA	Pct	Off	Def	Tot	Avg	PF	FO	A
at Charlotte	11/10/18	DNP																	
UTSA	11/14/18	DNP																	
COL. OF CHARLESTON	11/18/18	DNP																	
vs Memphis	11/22/18	DNP																	
vs Villanova	11/23/18	DNP																	
vs LSU	11/25/18	DNP																	
vs Minnesota	11/30/18	DNP																	
at Tulsa	12/05/18	DNP																	
HOUSTON	12/08/18	DNP																	
vs Nebraska	12/16/18	DNP																	
CENTRAL ARK.	12/21/18	DNP																	
A&M-CORPUS CHRISTI	12/29/18	DNP																	
IOWA ST.	01/02/19	DNP																	
at Oklahoma	01/05/19	DNP																	
TEXAS	01/08/19	DNP																	
at West Virginia	1/12/19	DNP																	
BAYLOR	1/14/19	DNP																	
at Iowa State	01/19/19	DNP																	
OKLAHOMA	01/23/19	DNP																	
SOUTH CAROLINA	01/26/19	DNP																	
KANSAS ST.	02/02/19	DNP																	
at TCU	02/02/19	DNP																	
at Kansas	02/09/19	DNP																	
TEXAS TECH	02/13/19	DNP																	
at Texas	02/16/19	DNP																	
TCU	02/18/19	DNP																	
at Kansas State	02/23/19		1	1	2	.500	0	1	.000	0	0	.000	1	0	1	1.0	0	0	0
at Texas Tech	02/27/19	DNP																	

CAREER GAME HIGHS / SUPERLATIVES

Points	2, at Kansas State, 02/23/19
Rebounds	1, at Kansas State, 02/23/19
Field Goals	1, at Kansas State, 02/23/19
Field Goals Att.	2, at Kansas State, 02/23/19
Three-Point FG	-
Three-Point FG Att.	1, at Kansas State, 02/23/19
Free Throws Made	-
Free Throws Att.	-
Assists	-
Steals	-
Blocks	-
Minutes	1, at Kansas State, 02/23/19

Miscellaneous	Career
Games with 10+ points	0
Games with 20+ points	0
Games with 5+ rebounds	0
Games with 10+ rebounds	0
Games with 3+ assists	0
Games with 2+ steals	0
Games with 2+ blocks	0
Double-Doubles	0
Games led OSU in points	0
Games led OSU in rebounds	0
Games led OSU in assists	0
Games led OSU in steals	0
Games led OSU in blocks	0

CAREER STATS

Year	GP	GS	Min	Avg	-----Total-----			-----3-PTS-----			-----Rebounds-----									
					FG	FGA	Pct	FG	FGA	Pct	FT	FTA	Pct	Off	Def	Tot	Avg	PF	FO	Ast
2018-19	1	0	1	1.0	1	2	.500	0	1	.000	0	0	.000	1	0	1	1.0	0	0	0



2018-19 STATISTICS

Overall record: 10-18 Conf: 3-12 Home: 7-6 Away: 1-10 Neutral: 2-2

#	Player	gp-gs	min	avg	Total		3-Point		F-Throw		Rebounds				pf	dq	a	to	blk	stl	pts	avg
					fg-fga	fg%	3fg-fga	3fg%	ft-fa	ft%	off	def	tot	avg								
12	McGriff, Cameron	28-28	949	33.9	110-293	.375	34-111	.306	91-120	.758	66	144	210	7.5	69	2	48	54	23	32	345	12.3
21	Waters, Lindy	28-28	946	33.8	107-245	.437	61-130	.469	65-70	.929	25	103	128	4.6	64	3	78	45	6	33	340	12.1
04	Dziagwa, Thomas	28-28	879	31.4	109-267	.408	93-206	.451	11-15	.733	3	77	80	2.9	48	0	42	38	0	13	322	11.5
23	Weathers, Michael	16-0	327	20.4	53-120	.442	4-18	.222	37-59	.627	11	34	45	2.8	36	0	33	47	7	17	147	9.2
13	Likekele, Isaac	28-28	791	28.3	84-182	.462	6-22	.273	60-92	.652	16	112	128	4.6	60	2	103	65	9	37	234	8.4
55	Cunningham, Mike	7-0	128	18.3	22-49	.449	12-27	.444	0-0	.000	1	10	11	1.6	7	0	8	9	0	5	56	8.0
01	Jones, Curtis	19-0	407	21.4	51-157	.325	28-94	.298	16-22	.727	10	46	56	2.9	20	0	19	13	0	9	146	7.7
14	Anei, Yor	28-25	632	22.6	77-125	.616	0-0	.000	41-67	.612	49	74	123	4.4	89	4	19	40	60	6	195	7.0
02	Calloo, Maurice	16-0	172	10.8	16-49	.327	2-17	.118	6-12	.500	10	16	26	1.6	23	0	6	11	0	1	40	2.5
54	Hadlock, J.K.	1-0	1	1.0	1-2	.500	0-1	.000	0-0	.000	1	0	1	1.0	0	0	0	0	0	0	2	2.0
31	Mitchell, Dee	4-0	22	5.5	1-2	.500	1-2	.500	4-5	.800	0	0	0	0.0	4	0	1	0	0	0	7	1.8
35	Taylor, Tanner	2-0	7	3.5	1-2	.500	1-2	.500	0-0	.000	0	0	0	0.0	0	0	0	0	0	0	3	1.5
00	Jones, Kentrevious	8-0	55	6.9	4-7	.571	0-0	.000	2-6	.333	3	8	11	1.4	14	0	1	4	0	1	10	1.3
05	Demuth, Duncan	28-3	253	9.0	10-34	.294	1-3	.333	9-24	.375	20	20	40	1.4	23	0	4	9	3	5	30	1.1
24	Major, Luke	13-0	44	3.4	5-8	.625	2-5	.400	0-4	.000	1	3	4	0.3	1	0	3	1	1	0	12	0.9
44	Simpson, Gabe	2-0	4	2.0	0-3	.000	0-3	.000	0-0	.000	1	0	1	0.5	0	0	0	0	0	0	0	0.0
40	Wagner, Cade	2-0	2	1.0	0-1	.000	0-0	.000	0-0	.000	0	0	0	0.0	0	0	0	0	0	0	0	0.0
33	Reeves, Trey	4-0	4	1.0	0-1	.000	0-1	.000	0-0	.000	0	1	1	0.3	0	0	1	0	0	0	0	0.0
Team											48	44	92		1		16					
Total.....		28	5623		651-1547	.421	245-642	.382	342-496	.690	265	692	957	34.2	459	11	366	352	109	159	1889	67.5
Opponents.....		28	5624		690-1606	.430	238-683	.348	384-510	.753	289	703	992	35.4	468	4	373	328	97	168	2002	71.5

TEAM STATISTICS

	OSU	OPP
SCORING	1889	2002
Points per game	67.5	71.5
Scoring margin	-4.0	-
FIELD GOALS-ATT	651-1547	690-1606
Field goal pct	.421	.430
3 POINT FG-ATT	245-642	238-683
3-point FG pct	.382	.348
3-pt FG made per game	8.8	8.5
FREE THROWS-ATT	342-496	384-510
Free throw pct	.690	.753
F-Throws made per game	12.2	13.7
REBOUNDS	957	992
Rebounds per game	34.2	35.4
Rebounding margin	-1.2	-
ASSISTS	366	373
Assists per game	13.1	13.3
TURNOVERS	352	328
Turnovers per game	12.6	11.7
Turnover margin	-0.9	-
Assist/turnover ratio	1.0	1.1
STEALS	159	168
Steals per game	5.7	6.0
BLOCKS	109	97
Blocks per game	3.9	3.5
ATTENDANCE	92772	127553
Home games-Avg/Game	13-7136	11-10562
Neutral site-Avg/Game	-	4-2842

Score by Periods	1st	2nd	OT	Totals
Oklahoma State	922	958	9	1889
Opponents	958	1031	13	2002

Date	Opponent	Score	Att.
11/10/18	at Charlotte	L 64-66	3895
11/14/18	UTSA	W 82-60	6571
11/18/18	COL. OF CHARLESTON	W 70-58	6595
11/22/18	vs Memphis	W 84-64	2964
11/23/18	vs Villanova	L 58-77	2672
11/25/18	vs LSU	W 90-77	1933
11/30/18	at Minnesota	L 76-83	12357
12/05/18	at Tulsa	L 71-74	7145
12/08/18	HOUSTON	L 53-63	6596
12/16/18	vs Nebraska	L 56-79	3800
12/21/18	CENTRAL ARK.	W 82-73	5806
12/29/18	A&M-CORPUS CHRISTI	W 69-59	6745
* 01/02/19	IOWA ST.	L 63-69	6523
* 01/05/19	at Oklahoma	L 64-74	10906
* 01/08/19	TEXAS	W 61-58	6486
* 1/12/19	at West Virginia	W 85-77	11339
* 01/14/19	BAYLOR	L 69-73	8194
* 01/19/19	at Iowa State	L 59-72	14384
* 01/23/19	OKLAHOMA	L 61-70	11086
01/26/19	SOUTH CAROLINA	W 74-70	7658
* 02/02/19	KANSAS ST.	L 57-75	8457
* 02/06/19	at TCU	L 68-70	6505
* 02/09/19	at Kansas	L 72-84	16300
* 02/13/19	TEXAS TECH	L 50-78	6155
* 02/16/19	at Texas	L 57-69	10406
* 02/18/19	TCU	W 68-61	5900
* 02/23/19	at Kansas State	L 46-85	10699
* 2/27/19	at Texas Tech	Lot 80-84	12248

* - Conference game



2018-19 BIG 12 ONLY

Overall record: 3-12 Conf: 3-12 Home: 2-5 Away: 1-7 Neutral: 0-0

#	Player	gp-gs	min	avg	Total		3-Point		F-Throw		Rebounds				pf	dq	a	to	blk	stl	pts	avg
					fg-fga	fg%	3fg-fga	3fg%	ft-fga	ft%	off	def	tot	avg								
21	Waters,Lindy	15-15	511	34.1	62-131	.473	36-66	.545	26-29	.897	11	53	64	4.3	43	3	36	29	4	12	186	12.4
04	Dziagwa,Thomas	15-15	520	34.7	59-154	.383	50-116	.431	7-9	.778	2	38	40	2.7	31	0	20	16	0	4	175	11.7
12	McGriff,Cameron	15-15	539	35.9	55-154	.357	17-64	.266	45-62	.726	36	79	115	7.7	39	2	27	27	9	17	172	11.5
13	Likekele,Isaac	15-15	444	29.6	48-119	.403	3-15	.200	35-52	.673	10	62	72	4.8	28	0	55	36	4	17	134	8.9
23	Weathers,Michael	5-0	100	20.0	11-34	.324	0-5	.000	18-27	.667	6	12	18	3.6	13	0	12	9	1	4	40	8.0
14	Anei,Yor	15-15	372	24.8	38-69	.551	0-0	.000	27-39	.692	22	39	61	4.1	50	3	13	22	28	3	103	6.9
01	Jones,Curtis	15-0	321	21.4	39-120	.325	21-70	.300	3-6	.500	6	34	40	2.7	17	0	13	8	0	9	102	6.8
02	Calloo,Maurice	5-0	63	12.6	6-17	.353	1-4	.250	2-4	.500	5	8	13	2.6	8	0	1	2	0	1	15	3.0
00	Jones,Kentrevious	1-0	5	5.0	1-1	1.000	0-0	.000	0-0	.000	0	0	0	0.0	1	0	0	0	0	0	2	2.0
54	Hadlock, J.K.	1-0	1	1.0	1-2	.500	0-1	.000	0-0	.000	1	0	1	1.0	0	0	0	0	0	0	2	2.0
31	Mitchell, Dee	4-0	22	5.5	1-2	.500	1-2	.500	4-5	.800	0	0	0	0.0	4	0	1	0	0	0	7	1.8
35	Taylor, Tanner	2-0	7	3.5	1-2	.500	1-2	.500	0-0	.000	0	0	0	0.0	0	0	0	0	0	0	3	1.5
24	Major,Luke	5-0	13	2.6	2-2	1.000	1-1	1.000	0-0	.000	1	1	2	0.4	0	0	1	0	0	0	5	1.0
05	Demuth,Duncan	15-0	101	6.7	6-20	.300	1-2	.500	1-4	.250	8	7	15	1.0	13	0	2	4	0	2	14	0.9
44	Simpson, Gabe	2-0	4	2.0	0-3	.000	0-3	.000	0-0	.000	1	0	1	0.5	0	0	0	0	0	0	0	0.0
40	Wagner, Cade	2-0	2	1.0	0-1	.000	0-0	.000	0-0	.000	0	0	0	0.0	0	0	0	0	0	0	0	0.0
Team											31	22	53				6					
Total.....		15	3025		330-831	.397	132-351	.376	168-237	.709	140	355	495	33.0	247	8	181	159	46	69	960	64.0
Opponents.....		15	3025		377-841	.448	131-368	.356	214-280	.764	147	392	539	35.9	250	1	200	140	62	80	1099	73.3

TEAM STATISTICS	OSU	OPP
SCORING	960	1099
Points per game	64.0	73.3
Scoring margin	-9.3	-
FIELD GOALS-ATT	330-831	377-841
Field goal pct	.397	.448
3 POINT FG-ATT	132-351	131-368
3-point FG pct	.376	.356
3-pt FG made per game	8.8	8.7
FREE THROWS-ATT	168-237	214-280
Free throw pct	.709	.764
F-Throws made per game	11.2	14.3
REBOUNDS	495	539
Rebounds per game	33.0	35.9
Rebounding margin	-2.9	-
ASSISTS	181	200
Assists per game	12.1	13.3
TURNOVERS	159	140
Turnovers per game	10.6	9.3
Turnover margin	-1.3	-
Assist/turnover ratio	1.1	1.4
STEALS	69	80
Steals per game	4.6	5.3
BLOCKS	46	62
Blocks per game	3.1	4.1
ATTENDANCE	52801	92787
Home games-Avg/Game	7-7543	8-11598
Neutral site-Avg/Game	-	0-0

Date	Opponent		Score	Att.
* 01/02/19	IOWA ST.	L	63-69	6523
* 01/05/19	at Oklahoma	L	64-74	10906
* 01/08/19	TEXAS	W	61-58	6486
* 1/12/19	at West Virginia	W	85-77	11339
* 01/14/19	BAYLOR	L	69-73	8194
* 01/19/19	at Iowa State	L	59-72	14384
* 01/23/19	OKLAHOMA	L	61-70	11086
* 02/02/19	KANSAS ST.	L	57-75	8457
* 02/06/19	at TCU	L	68-70	6505
* 02/09/19	at Kansas	L	72-84	16300
* 02/13/19	TEXAS TECH	L	50-78	6155
* 02/16/19	at Texas	L	57-69	10406
* 02/18/19	TCU	W	68-61	5900
* 02/23/19	at Kansas State	L	46-85	10699
* 2/27/19	at Texas Tech	Lot	80-84	12248

* - Conference game

Score by Periods	1st	2nd	OT	Totals
Oklahoma State	472	479	9	960
Opponents	543	543	13	1099



2018-19 STATISTICS

COMPARISON GAME-BY-GAME

Opponent	1st	2nd	Score	Mar	Total FG	FG Pct	3-Pointers	3FG Pct	Free Throws	FT Pct	Rebounds	Assist	T/Over	Block	Steal	Fouls
Charlotte	37/19	27/47	64-66	(2)	20-50/20-46	.400/.435	10-23/7-16	.435/.438	14-18/19-21	.778/.905	26/34 (8)	11/8	16/22	4/8	10/3	17/19
UTSA	36/27	46/33	82-60	+22	31-62/21-64	.500/.328	10-20/5-26	.500/.192	10-20/13-21	.500/.619	43/39 +4	20/9	14/18	4/0	8/11	17/18
COL. OF CHARLESTON	30/27	40/31	70-58	+12	24-51/23-60	.471/.383	10-22/5-26	.455/.192	12-19/7-11	.632/.636	39/30 +9	13/12	15/11	6/1	4/6	13/16
Memphis	41/31	43/33	84-64	+20	28-49/24-66	.571/.364	8-21/5-17	.381/.294	20-26/11-19	.769/.579	40/30 +10	14/13	21/15	10/0	9/12	16/20
Villanova	26/42	32/35	58-77	(19)	22-54/25-55	.407/.455	8-25/16-40	.320/.400	6-11/11-15	.545/.733	26/39 (13)	12/18	10/13	0/0	5/4	17/11
LSU	42/37	48/40	90-77	+13	31-53/28-68	.585/.412	8-16/9-27	.500/.333	20-25/12-20	.800/.600	34/36 (2)	16/15	18/16	6/3	8/11	15/17
Minnesota	38/45	38/38	76-83	(7)	27-63/26-50	.429/.520	10-19/8-14	.526/.571	12-24/23-30	.500/.767	34/38 (4)	12/18	14/19	7/8	8/4	24/20
Tulsa	29/30	42/44	71-74	(3)	27-61/25-59	.443/.424	11-29/6-22	.379/.273	6-12/18-21	.500/.857	39/32 +7	19/10	17/11	7/0	5/5	18/12
HOUSTON	30/36	23/27	53-63	(10)	20-57/25-61	.351/.410	7-22/12-34	.318/.353	6-10/1-2	.600/.500	33/44 (11)	17/14	12/15	3/5	11/8	9/13
Nebraska	30/32	26/47	56-79	(23)	23-56/25-53	.411/.472	2-15/8-18	.133/.444	8-15/21-23	.533/.913	34/28 +6	9/13	19/12	4/5	6/10	19/13
CENTRAL ARK.	43/33	39/40	82-73	+9	24-59/24-54	.407/.444	12-30/8-24	.400/.333	22-27/17-26	.815/.654	43/28 +15	15/14	13/12	2/1	3/5	21/22
A&M-CORPUS CHRISTI	35/28	34/31	69-59	+10	23-49/21-62	.469/.339	8-22/9-25	.364/.360	15-23/8-12	.652/.667	37/33 +4	14/15	15/13	6/2	5/7	13/15
IOWA ST.	36/35	27/34	63-69	(6)	22-58/20-55	.379/.364	8-26/10-30	.308/.333	11-14/19-25	.786/.760	41/37 +4	11/15	12/10	3/5	6/7	21/15
Oklahoma	32/38	32/36	64-74	(10)	22-64/21-58	.344/.362	6-26/7-28	.231/.250	14-21/25-36	.667/.694	39/51 (12)	10/12	9/12	1/2	3/4	25/20
TEXAS	39/22	22/36	61-58	+3	19-52/23-55	.365/.418	8-19/2-22	.421/.091	15-20/10-12	.750/.833	38/30 +8	11/9	15/11	3/6	5/6	15/20
West Virginia	39/28	46/49	85-77	+8	27-57/26-67	.474/.388	8-17/6-29	.471/.207	23-31/19-24	.742/.792	36/43 (7)	10/7	5/6	2/2	3/3	21/26
BAYLOR	35/40	34/33	69-73	(4)	22-57/23-55	.386/.418	13-29/15-25	.448/.600	12-17/12-15	.706/.800	35/36 (1)	17/16	10/13	7/6	5/5	12/17
Iowa State	29/40	30/32	59-72	(13)	23-55/23-55	.418/.418	7-27/10-25	.259/.400	6-11/16-20	.545/.800	40/28 +12	14/15	15/6	3/5	4/6	17/15
OKLAHOMA	37/31	24/39	61-70	(9)	22-52/26-52	.423/.500	12-27/6-18	.444/.333	5-7/12-16	.714/.750	31/28 +3	15/17	13/6	4/2	4/8	14/11
SOUTH CAROLINA	33/28	41/42	74-70	+4	21-52/26-67	.404/.388	9-27/9-26	.333/.346	23-29/9-9	.793/1000	34/42 (8)	13/14	9/11	4/2	8/2	13/22
KANSAS ST.	27/43	30/32	57-75	(18)	22-54/26-49	.407/.531	11-20/16-29	.550/.552	2-9/7-12	.222/.583	26/36 (10)	13/19	8/11	1/5	4/6	7/15
TCU	28/39	40/31	68-70	(2)	25-52/23-58	.481/.397	5-16/11-30	.313/.367	13-15/13-17	.867/.765	31/34 (3)	16/14	10/10	3/5	6/5	14/14
Kansas	36/36	36/48	72-84	(12)	24-55/31-62	.436/.500	9-20/11-29	.450/.379	15-18/11-15	.833/.733	27/38 (11)	11/14	8/8	3/3	4/5	15/15
TEXAS TECH	23/44	27/34	50-78	(28)	18-49/29-56	.367/.518	5-20/12-25	.250/.480	9-12/8-10	.750/.800	30/30 -	9/17	14/7	3/4	4/8	15/14
Texas	27/38	30/31	57-69	(12)	20-53/23-47	.377/.489	8-23/7-21	.348/.333	9-18/16-18	.500/.889	29/34 (5)	9/8	9/11	5/3	6/3	14/18
TCU	39/30	29/31	68-61	+7	22-58/23-53	.379/.434	11-25/5-18	.440/.278	13-16/10-11	.813/.909	35/34 +1	14/8	10/14	5/7	6/3	13/19
Kansas State	18/42	28/43	46-85	(39)	16-51/32-52	.314/.615	4-24/10-20	.167/.500	10-15/11-17	.667/.647	23/36 (13)	9/18	10/8	2/3	6/6	17/15
Texas Tech	27/37	44/34	80-84	(4)	26-64/28-67	.406/.418	17-32/3-19	.531/.158	11-13/25-32	.846/.781	34/44 (10)	12/11	11/7	1/4	3/5	27/16

Note: Game totals are displayed in the format TEAM/OPPONENT for each category

STARTING LINEUPS

Opponent	Starter	Starter	Starter	Starter	Starter
at Charlotte	Likekele	Dziagwa	Waters	McGriff	Anei
UTSA	Likekele	Dziagwa	Waters	McGriff	Anei
Col. of Charleston	Likekele	Dziagwa	Waters	McGriff	Demuth
vs Memphis	Likekele	Dziagwa	Waters	McGriff	Demuth
vs Villanova	Likekele	Dziagwa	Waters	McGriff	Demuth
vs LSU	Likekele	Dziagwa	Waters	McGriff	Anei
vs Minnesota	Likekele	Dziagwa	Waters	McGriff	Anei
at Tulsa	Likekele	Dziagwa	Waters	McGriff	Anei
Houston	Likekele	Dziagwa	Waters	McGriff	Anei
vs Nebraska	Likekele	Dziagwa	Waters	McGriff	Anei
Central Arkansas	Likekele	Dziagwa	Waters	McGriff	Anei
TAMUCC	Likekele	Dziagwa	Waters	McGriff	Anei
Iowa State	Likekele	Dziagwa	Waters	McGriff	Anei
at Oklahoma	Likekele	Dziagwa	Waters	McGriff	Anei
Texas	Likekele	Dziagwa	Waters	McGriff	Anei
at West Virginia	Likekele	Dziagwa	Waters	McGriff	Anei
Baylor	Likekele	Dziagwa	Waters	McGriff	Anei
at Iowa State	Likekele	Dziagwa	Waters	McGriff	Anei
Oklahoma	Likekele	Dziagwa	Waters	McGriff	Anei
South Carolina	Likekele	Dziagwa	Waters	McGriff	Anei
Kansas State	Likekele	Dziagwa	Waters	McGriff	Anei
at TCU	Likekele	Dziagwa	Waters	McGriff	Anei
at Kansas	Likekele	Dziagwa	Waters	McGriff	Anei
Texas Tech	Likekele	Dziagwa	Waters	McGriff	Anei
at Texas	Likekele	Dziagwa	Waters	McGriff	Anei
TCU	Likekele	Dziagwa	Waters	McGriff	Anei
at Kansas State	Likekele	Dziagwa	Waters	McGriff	Anei
at Texas Tech	Likekele	Dziagwa	Waters	McGriff	Anei

SPECIALTY STATS

Opponent	OKLAHOMA STATE					OPPONENTS				
	Paint	Off/TO	2nd	Brk	Bench	Paint	Off/TO	2nd	Brk	Bench
at Charlotte	20	24	4	17	2	26	16	7	9	6
UTSA	32	22	14	15	21	32	5	20	11	19
Col. of Charleston	26	8	8	12	16	28	9	9	14	15
vs Memphis	36	24	2	8	38	34	22	11	6	22
vs Villanova	26	11	10	2	32	12	17	17	0	8
vs LSU	30	23	9	6	21	32	31	15	4	29
vs Minnesota	28	21	5	18	31	30	15	8	20	19
at Tulsa	18	10	14	9	30	34	13	15	4	18
Houston	24	18	3	15	5	26	16	13	8	4
vs Nebraska	38	13	11	6	18	26	25	4	4	22
Central Arkansas	20	13	10	16	35	32	12	5	9	19
TAMUCC	28	14	13	10	22	18	15	7	8	14
Iowa State	26	4	13	3	17	16	12	9	22	21
at Oklahoma	26	12	9	4	24	24	12	7	2	13
Texas	20	8	12	11	12	40	13	10	11	9
at West Virginia	28	8	6	0	24	30	7	24	4	21
Baylor	16	15	21	15	23	14	10	12	11	9
at Iowa State	22	4	13	2	10	20	15	9	4	26
Oklahoma	16	4	11	7	9	38	21	11	7	15
South Carolina	20	14	12	17	9	26	6	14	17	17
Kansas State	16	7	7	3	17	14	10	4	11	20
at TCU	36	7	6	14	2	22	14	12	0	5
at Kansas	22	10	11	10	4	28	7	11	9	12
Texas Tech	20	5	5	16	8	24	23	10	9	16
at Texas	20	14	14	5	2	32	12	12	2	16
TCU	16	19	15	15	10	30	9	4	10	2
Kansas State	14	4	6	0	12	38	19	6	6	38
Texas Tech	8	8	11	0	16	36	6	13	0	15
Totals	652	344	275	256	470	762	392	299	222	450
Averages	23.3	12.3	9.8	9.1	16.8	27.2	14.0	10.7	7.9	16.1



2018-19 TEAM SUPERLATIVES

Oklahoma State - TEAM GAME HIGHS

POINTS	90	vs LSU (11/25/18)
	85	at West Virginia (1/12/19)
	84	vs Memphis (11/22/18)
	82	CENTRAL ARK. (12/21/18)
	82	UTSA (11/14/18)
FIELD GOALS MADE	31	vs LSU (11/25/18)
	31	UTSA (11/14/18)
FIELD GOAL ATTEMPTS	64	at Texas Tech (2/27/19)
	64	at Oklahoma (01/05/19)
FIELD GOAL PERCENTAGE	.585 (31-53)	vs LSU (11/25/18)
	.571 (28-49)	vs Memphis (11/22/18)
3 PT FIELD GOALS MADE	17	at Texas Tech (2/27/19)
	13	BAYLOR (01/14/19)
3 PT FG ATTEMPTS	32	at Texas Tech (2/27/19)
	30	CENTRAL ARK. (12/21/18)
3 PT FG PERCENTAGE	.550 (11-20)	KANSAS ST. (02/02/19)
	.531 (17-32)	at Texas Tech (2/27/19)
FREE THROWS MADE	23	SOUTH CAROLINA (01/26/19)
	23	at West Virginia (1/12/19)
FREE THROW ATTEMPTS	31	at West Virginia (1/12/19)
	29	SOUTH CAROLINA (01/26/19)
FREE THROW PERCENTAGE	.867 (13-15)	at TCU (02/06/19)
	.846 (11-13)	at Texas Tech (2/27/19)
REBOUNDS	43	CENTRAL ARK. (12/21/18)
	43	UTSA (11/14/18)
ASSISTS	20	UTSA (11/14/18)
	19	at Tulsa (12/05/18)
STEALS	11	HOUSTON (12/08/18)
	10	at Charlotte (11/10/18)
BLOCKED SHOTS	10	vs Memphis (11/22/18)
	7	BAYLOR (01/14/19)
	7	at Tulsa (12/05/18)
	7	at Minnesota (11/30/18)
TURNOVERS	21	vs Memphis (11/22/18)
	19	vs Nebraska (12/16/18)
FOULS	27	at Texas Tech (2/27/19)
	25	at Oklahoma (01/05/19)



2018-19 TEAM SUPERLATIVES

Opponent - GAME HIGHS

POINTS	85	at Kansas State (02/23/19)
	84	at Texas Tech (2/27/19)
	84	at Kansas (02/09/19)
	83	at Minnesota (11/30/18)
	79	vs Nebraska (12/16/18)
FIELD GOALS MADE	32	at Kansas State (02/23/19)
	31	at Kansas (02/09/19)
FIELD GOAL ATTEMPTS	68	vs LSU (11/25/18)
	67	at Texas Tech (2/27/19)
	67	SOUTH CAROLINA (01/26/19)
	67	at West Virginia (1/12/19)
FIELD GOAL PERCENTAGE	.615 (32-52)	at Kansas State (02/23/19)
	.531 (26-49)	KANSAS ST. (02/02/19)
3 PT FIELD GOALS MADE	16	KANSAS ST. (02/02/19)
	16	vs Villanova (11/23/18)
3 PT FG ATTEMPTS	40	vs Villanova (11/23/18)
	34	HOUSTON (12/08/18)
3 PT FG PERCENTAGE	.600 (15-25)	BAYLOR (01/14/19)
	.571 (8-14)	at Minnesota (11/30/18)
FREE THROWS MADE	25	at Texas Tech (2/27/19)
	25	at Oklahoma (01/05/19)
FREE THROW ATTEMPTS	36	at Oklahoma (01/05/19)
	32	at Texas Tech (2/27/19)
FREE THROW PERCENTAGE	1.000 (9-9)	SOUTH CAROLINA (01/26/19)
	.913 (21-23)	vs Nebraska (12/16/18)
REBOUNDS	51	at Oklahoma (01/05/19)
	44	at Texas Tech (2/27/19)
	44	HOUSTON (12/08/18)
ASSISTS	19	KANSAS ST. (02/02/19)
	18	at Kansas State (02/23/19)
	18	at Minnesota (11/30/18)
	18	vs Villanova (11/23/18)
STEALS	12	vs Memphis (11/22/18)
	11	vs LSU (11/25/18)
	11	UTSA (11/14/18)
BLOCKED SHOTS	8	at Minnesota (11/30/18)
	8	at Charlotte (11/10/18)
TURNOVERS	22	at Charlotte (11/10/18)
	19	at Minnesota (11/30/18)
FOULS	26	at West Virginia (1/12/19)
	22	SOUTH CAROLINA (01/26/19)
	22	CENTRAL ARK. (12/21/18)



2018-19 TEAM SUPERLATIVES

Oklahoma State - GAME LOWS

POINTS	46	at Kansas State (02/23/19)
	50	TEXAS TECH (02/13/19)
	53	HOUSTON (12/08/18)
	56	vs Nebraska (12/16/18)
	57	KANSAS ST. (02/02/19)
	57	at Texas (02/16/19)
FIELD GOALS MADE	16	at Kansas State (02/23/19)
	18	TEXAS TECH (02/13/19)
FIELD GOAL ATTEMPTS	49	vs Memphis (11/22/18)
	49	A&M-CORPUS CHRISTI (12/29/18)
	49	TEXAS TECH (02/13/19)
FIELD GOAL PERCENTAGE	.314 (16-51)	at Kansas State (02/23/19)
	.344 (22-64)	at Oklahoma (01/05/19)
3 PT FIELD GOALS MADE	2	vs Nebraska (12/16/18)
	4	at Kansas State (02/23/19)
3 PT FG ATTEMPTS	15	vs Nebraska (12/16/18)
	16	vs LSU (11/25/18)
	16	at TCU (02/06/19)
3 PT FG PERCENTAGE	.133 (2-15)	vs Nebraska (12/16/18)
	.167 (4-24)	at Kansas State (02/23/19)
FREE THROWS MADE	2	KANSAS ST. (02/02/19)
	5	OKLAHOMA (01/23/19)
FREE THROW ATTEMPTS	7	OKLAHOMA (01/23/19)
	9	KANSAS ST. (02/02/19)
FREE THROW PERCENTAGE	.222 (2-9)	KANSAS ST. (02/02/19)
	.500 (6-12)	at Tulsa (12/05/18)
	.500 (9-18)	at Texas (02/16/19)
	.500 (10-20)	UTSA (11/14/18)
	.500 (12-24)	at Minnesota (11/30/18)
REBOUNDS	23	at Kansas State (02/23/19)
	26	at Charlotte (11/10/18)
	26	vs Villanova (11/23/18)
	26	KANSAS ST. (02/02/19)
ASSISTS	9	vs Nebraska (12/16/18)
	9	TEXAS TECH (02/13/19)
	9	at Texas (02/16/19)
	9	at Kansas State (02/23/19)
STEALS	3	CENTRAL ARK. (12/21/18)
	3	at Oklahoma (01/05/19)
	3	at West Virginia (1/12/19)
	3	at Texas Tech (2/27/19)
BLOCKED SHOTS	0	vs Villanova (11/23/18)
	1	at Oklahoma (01/05/19)
	1	KANSAS ST. (02/02/19)
	1	at Texas Tech (2/27/19)
TURNOVERS	5	at West Virginia (1/12/19)
	8	KANSAS ST. (02/02/19)
	8	at Kansas (02/09/19)
FOULS	7	KANSAS ST. (02/02/19)



2018-19 TEAM SUPERLATIVES

Opponent - GAME LOWS

POINTS	58	COL. OF CHARLESTON (11/18/18)
	58	TEXAS (01/08/19)
	59	A&M-CORPUS CHRISTI (12/29/18)
	60	UTSA (11/14/18)
	61	TCU (02/18/19)
FIELD GOALS MADE	20	at Charlotte (11/10/18)
	20	IOWA ST. (01/02/19)
FIELD GOAL ATTEMPTS	46	at Charlotte (11/10/18)
	47	at Texas (02/16/19)
FIELD GOAL PERCENTAGE	.328 (21-64)	UTSA (11/14/18)
	.339 (21-62)	A&M-CORPUS CHRISTI (12/29/18)
3 PT FIELD GOALS MADE	2	TEXAS (01/08/19)
	3	at Texas Tech (2/27/19)
3 PT FG ATTEMPTS	14	at Minnesota (11/30/18)
	16	at Charlotte (11/10/18)
3 PT FG PERCENTAGE	.091 (2-22)	TEXAS (01/08/19)
	.158 (3-19)	at Texas Tech (2/27/19)
FREE THROWS MADE	1	HOUSTON (12/08/18)
	7	COL. OF CHARLESTON (11/18/18)
	7	KANSAS ST. (02/02/19)
FREE THROW ATTEMPTS	2	HOUSTON (12/08/18)
	9	SOUTH CAROLINA (01/26/19)
FREE THROW PERCENTAGE	.500 (1-2)	HOUSTON (12/08/18)
	.579 (11-19)	vs Memphis (11/22/18)
REBOUNDS	28	vs Nebraska (12/16/18)
	28	CENTRAL ARK. (12/21/18)
	28	at Iowa State (01/19/19)
	28	OKLAHOMA (01/23/19)
ASSISTS	7	at West Virginia (1/12/19)
	8	at Charlotte (11/10/18)
	8	at Texas (02/16/19)
	8	TCU (02/18/19)
STEALS	2	SOUTH CAROLINA (01/26/19)
	3	at Charlotte (11/10/18)
	3	at West Virginia (1/12/19)
	3	at Texas (02/16/19)
	3	TCU (02/18/19)
BLOCKED SHOTS	0	UTSA (11/14/18)
	0	vs Memphis (11/22/18)
	0	vs Villanova (11/23/18)
	0	at Tulsa (12/05/18)
TURNOVERS	6	at West Virginia (1/12/19)
	6	at Iowa State (01/19/19)
	6	OKLAHOMA (01/23/19)
FOULS	11	vs Villanova (11/23/18)
	11	OKLAHOMA (01/23/19)



2018-19 INDIVIDUAL SUPERLATIVES

Oklahoma State - INDIVIDUAL GAME HIGHS

Points	28	McGriff, Cameron vs LSU (11/25/18)
	26	Waters, Lindy at Texas Tech (2/27/19)
	23	Dziagwa, Thomas vs TCU (02/18/19)
	23	Dziagwa, Thomas at Texas (02/16/19)
	23	Likekele, Isaac at West Virginia (1/12/19)
Field Goals Made	23	Jones, Curtis vs Central Ark. (12/21/18)
	10	McGriff, Cameron vs LSU (11/25/18)
	9	Waters, Lindy at Texas Tech (2/27/19)
	18	Waters, Lindy at Texas Tech (2/27/19)
	18	McGriff, Cameron vs UTSA (11/14/18)
Field Goal Att.	18	McGriff, Cameron vs UTSA (11/14/18)
	18	McGriff, Cameron vs UTSA (11/14/18)
FG Pct (min 4 made)	1.000 (7-7)	Anei, Yor at TCU (02/06/19)
	1.000 (4-4)	Anei, Yor vs Villanova (11/23/18)
3-Point FG Made	7	Waters, Lindy at Texas Tech (2/27/19)
	7	Dziagwa, Thomas at Texas (02/16/19)
3-Point FG Att.	12	Dziagwa, Thomas vs Central Ark. (12/21/18)
	11	Dziagwa, Thomas vs TCU (02/18/19)
	11	Dziagwa, Thomas at Texas (02/16/19)
3-Pt FG Pct (min 3 made)	1.000 (5-5)	Waters, Lindy vs Texas (01/08/19)
	.800 (4-5)	Dziagwa, Thomas vs UTSA (11/14/18)
Free Throws Made	9	Likekele, Isaac at West Virginia (1/12/19)
	8	Waters, Lindy vs Memphis (11/22/18)
	8	McGriff, Cameron at Charlotte (11/10/18)
Free Throw Att.	11	Likekele, Isaac at West Virginia (1/12/19)
	10	Weathers, Michael vs Texas (01/08/19)
	10	Weathers, Michael at Oklahoma (01/05/19)
FT Pct (min 8 made)	1.000 (8-8)	Waters, Lindy vs Memphis (11/22/18)
	1.000 (8-8)	McGriff, Cameron at Charlotte (11/10/18)
Rebounds	13	McGriff, Cameron vs Iowa St. (01/02/19)
	12	Anei, Yor at Iowa State (01/19/19)
	12	McGriff, Cameron vs Memphis (11/22/18)
Assists	8	Likekele, Isaac vs LSU (11/25/18)
	7	Likekele, Isaac at TCU (02/06/19)
	7	Likekele, Isaac vs Kansas St. (02/02/19)
Steals	4	Likekele, Isaac at TCU (02/06/19)
	4	Weathers, Michael vs Houston (12/08/18)
	4	McGriff, Cameron at Minnesota (11/30/18)
Blocked Shots	6	Anei, Yor vs Memphis (11/22/18)
	5	Anei, Yor vs TCU (02/18/19)
Turnovers	5	Waters, Lindy vs Oklahoma (01/23/19)
	5	McGriff, Cameron at Iowa State (01/19/19)
	5	Anei, Yor at Iowa State (01/19/19)
	5	Likekele, Isaac vs Central Ark. (12/21/18)
	5	Weathers, Michael vs Nebraska (12/16/18)
	5	Dziagwa, Thomas vs Nebraska (12/16/18)
	5	Weathers, Michael at Tulsa (12/05/18)
Fouls	5	Anei, Yor at Texas Tech (2/27/19)
	5	Waters, Lindy at Kansas State (02/23/19)
	5	Anei, Yor vs Texas Tech (02/13/19)
	5	McGriff, Cameron at Kansas (02/09/19)
	5	McGriff, Cameron at TCU (02/06/19)
	5	Waters, Lindy vs Oklahoma (01/23/19)
	5	Waters, Lindy at Iowa State (01/19/19)
	5	Anei, Yor vs Iowa St. (01/02/19)



2018-19 INDIVIDUAL SUPERLATIVES

OPPONENT INDIVIDUAL GAME HIGHS

Points	31		Bolden, James at West Virginia (1/12/19)
	29		King McClure vs Baylor (01/14/19)
	29		Palmer, James vs Nebraska (12/16/18)
	27		DAVIS, Jon at Charlotte (11/10/18)
	26		BANE, Desmond at TCU (02/06/19)
Field Goals Made	10		Lawson, Dedric at Kansas (02/09/19)
	10		Bolden, James at West Virginia (1/12/19)
	10		Jarrell Brantley vs Col. of Charleston (11/18/18)
Field Goal Att.	22		Jarrett Culver at Texas Tech (2/27/19)
	18		Armoni Brooks vs Houston (12/08/18)
FG Pct (min 4 made)	1.000	(9-9)	Dean Wade vs Kansas St. (02/02/19)
	1.000	(6-6)	Bieniemy, Jamal vs Oklahoma (01/23/19)
	1.000	(5-5)	Dylan Ostekowski at Texas (02/16/19)
	1.000	(4-4)	Norense Odiasie at Texas Tech (2/27/19)
3-Point FG Made	7		King McClure vs Baylor (01/14/19)
	7		Armoni Brooks vs Houston (12/08/18)
3-Point FG Att.	13		Armoni Brooks vs Houston (12/08/18)
	11		King McClure vs Baylor (01/14/19)
	11		Marial Shayok vs Iowa St. (01/02/19)
	11		Booth, Phil vs Villanova (11/23/18)
3-Pt FG Pct (min 3 made)	1.000	(5-5)	Matt Mooney vs Texas Tech (02/13/19)
	1.000	(3-3)	Dylan Ostekowski at Texas (02/16/19)
	1.000	(3-3)	Dean Wade vs Kansas St. (02/02/19)
	1.000	(3-3)	Bieniemy, Jamal vs Oklahoma (01/23/19)
Free Throws Made	14		Palmer, James vs Nebraska (12/16/18)
	12		Davide Moretti at Texas Tech (2/27/19)
Free Throw Att.	15		Palmer, James vs Nebraska (12/16/18)
	14		Jordan Murphy at Minnesota (11/30/18)
FT Pct (min 8 made)	1.000	(12-12)	Davide Moretti at Texas Tech (2/27/19)
	.933	(14-15)	Palmer, James vs Nebraska (12/16/18)
Rebounds	16		Jordan Murphy at Minnesota (11/30/18)
	15		Culver, Derek at West Virginia (1/12/19)
Assists	11		ROBINSON, Alex at TCU (02/06/19)
	9		Galen Robinson, Jr. vs Houston (12/08/18)
Steals	5		Byron Frohnen vs UTSA (11/14/18)
	4		Kareem South vs A&M-Corpus Christi (12/29/18)
	4		Roby, Isaiah vs Nebraska (12/16/18)
	4		Thornton, Raynere vs Memphis (11/22/18)
Blocked Shots	5		SAMUEL, Kevin vs TCU (02/18/19)
	4		SAMUEL, Kevin at TCU (02/06/19)
	4		Jaxson Hayes vs Texas (01/08/19)
Turnovers	6		WATERS, Tremont vs LSU (11/25/18)
	5		ROBINSON, Alex at TCU (02/06/19)
	5		TAPLIN, Sterling at Tulsa (12/05/18)
	5		Lomax, Alex vs Memphis (11/22/18)
	5		SUPICA, Milos at Charlotte (11/10/18)
Fouls	5		Lightfoot, Mitch at Kansas (02/09/19)
	5		Matthew Mondesir vs Central Ark. (12/21/18)
	5		Brewton, Kareem vs Memphis (11/22/18)
	5		MANGUM, Dravon at Charlotte (11/10/18)



THE LAST TIME ...

TEAM

OSU Scored 100 Points 102 vs UT-Rio Grande Valley (Dec. 22, 2017)
Opponent Scored 100 Points 109 by Oklahoma (Jan. 3, 2018)

OSU Scored 90 Points 90 vs LSU (Nov. 25, 2018)
Opponent Scored 90 Points 92 by Western Kentucky (March 21, 2018)

OSU Scored Fewer than 60 Points 57 at Texas (Feb. 17, 2019)
Opponent Scored Fewer than 60 Points 58 by Texas (Jan. 8, 2019)

OSU Scored Fewer than 50 Points 46 at Kansas State (Feb. 23, 2019)
Opponent Scored Fewer than 50 Points 48 by Oral Roberts (Nov. 16, 2017)

OSU Won by 30 Points 43 vs Oral Roberts (Nov. 16, 2017)
Opponent Won by 30 Points 39 by Kansas State (Feb. 23, 2019)

OSU shot 65% from the floor 67.9 vs Florida Atlantic (Nov. 10, 2006)
Opponent shot 65% from the floor 66.0 by Arizona (March 24, 2005)

OSU shot 60% from the floor 62.5 at West Virginia (Feb. 4, 2017)
Opponent shot 60% from the floor 61.5 by Kansas State (Feb. 23, 2019)

OSU shot less than 25% from the floor 24.6 at South Carolina (Dec. 6, 2014)
Opponent shot less than 25% from the floor 23.3 by NW Oklahoma State (Nov. 18, 2014)

OSU shot less than 35% from the floor 31.4 at Kansas State (Feb. 23, 2019)
Opponent shot less than 35% from the floor 33.9 by TAMUCC (Dec. 29, 2018)

OSU shot 50% from beyond the arc 53.1 at Texas Tech (Feb. 27, 2019)
Opponent shot 50% from beyond the arc 50.0 by Kansas State (Feb. 23, 2019)

OSU shot less than 20% from beyond the arc 16.7 at Kansas State (Feb. 23, 2019)
Opponent shot less than 20% from beyond the arc 15.8 by Texas Tech (Feb. 27, 2019)

OSU made 10 three-pointers 17 at Texas Tech (Feb. 27, 2019)
Opponent made 10 three-pointers 10 by Kansas State (Feb. 23, 2019)

OSU shot 100% from the FT line (min. 10) 22-of-22 vs Texas Tech (Feb. 25, 2017)
Opponent shot 100% from the FT line (min. 10) 15-of-15 by Texas A&M (Dec. 30, 1988)

OSU shot less than 50% from the FT line 22.2 vs Kansas State (Feb. 2, 2019)
Opponent shot less than 50% from the FT line 40.0 by Miss Valley State (Dec. 03, 2017)

OSU had 50 Rebounds 53 vs Oklahoma (March 7, 2018)
Opponent had 50 Rebounds 51 at Oklahoma (Jan. 2, 2019)

OSU had 20 Offensive Rebounds 20 vs Oklahoma (Jan. 20, 2018)
Opponent had 20 Offensive Rebounds 25 by Oklahoma (Jan. 20, 2018)

OSU had 20 Assists 20 vs UTSA (Nov. 14, 2018)
Opponent had 20 Assists 21 by TCU (Feb. 17, 2018)

OSU had 10 Steals 10 vs Houston (Dec. 8, 2018)
Opponent had 10 Steals 10 by Iowa State (Jan. 2, 2019)

OSU had 10 Blocked Shots 10 vs Memphis (Nov. 22, 2018)
Opponent had 10 Blocked Shots 12 by Texas (Jan. 10, 2015)

OSU had two 30-point scorers vs Southwestern State (Jan. 2, 2007)
Opponent had two 30-point scorers never
OSU had three 30-point scorers vs Oral Roberts (March 4, 1993)

OSU had two 20-point scorers at Texas Tech (Feb. 27, 2019)
Opponent had two 20-point scorers by Kansas (Feb. 9, 2019))

OSU had three 20-point scorers vs Oklahoma (Feb. 18, 2017)
Opponent had three 20-point scorers by Kansas (Jan. 14, 2017)
OSU had four 20-point scorers vs Northwestern State (Jan. 3, 2009)

Teams combined for four 20-point scorers vs Oklahoma (Feb. 18, 2017)
Teams combined for five 20-point scorers at Nebraska (March 5, 2007)
Teams combined for six 20-point scorers vs Providence (Nov. 25, 1993)

OSU had five double-figure scorers vs Charleston (Nov. 18, 2018)
Opponent had five double-figure scorers by Kansas State (Feb. 23, 2019)

OSU had six double-figure scorers vs Memphis (Nov. 22, 2018)
Opponent had six double-figure scorers by Minnesota (Nov. 30, 2018)

OSU had seven double-figure scorers vs Rogers State (Nov. 30, 2016)
Opponent had seven double-figure scorers Never

Teams combined for 10 double-figure scorers 10 vs Kansas State (Jan. 18, 2017)

OSU had all 5 starters score in double figures at West Virginia (Feb. 10, 2018)
Opp had all 5 starters score in double figures by Western Kentucky (March 21, 2018)

OSU had no players score in double figures at Iowa State (Feb. 29, 2016)
Opp had no players score in double figures Utah Valley (Nov. 12, 2013)

OSU had only one player score in double figures vs Texas A&M (Nov. 20, 2017)
Opp. had only one player score in double figures Kansas (March 4, 2018)

OSU had two double-figure rebounders vs NW Oklahoma State (Nov. 18, 2014)
OSU had three double-figure rebounders vs NW Oklahoma State (Nov. 18, 2014)
Opp had two double-figure rebounders Oklahoma (Jan. 20, 2018)

OSU had two double-doubles vs NW Oklahoma State (Nov. 18, 2014)
OSU had three double-doubles vs Seattle (Nov. 14, 2009)
Opponent had two double-doubles Iowa State (March 9, 2017)



THE LAST TIME ...

OSU scored 50 points in first half	53 vs UT-Rio Grande Valley (Dec. 22, 2017)
OSU scored 50 points in second half	52 vs Kansas State (Feb. 14, 2018)
Opponent scored 50 points in first half	50 by Oklahoma (Jan. 3, 2018)
Opponent scored 50 points in second half	51 by TCU (Feb. 17, 2018)
OSU scored less than 20 points in first half	18 at Kansas State (Feb. 23, 2019)
OSU scored less than 20 points in second half	19 at Texas A&M (Jan. 12, 2011)
Opponent scored less than 20 points in first half	19 at Charlotte (Nov. 10, 2018)
Opponent scored less than 20 points in second half	18 by Kansas State (Jan. 3, 2015)
OSU had three players foul out	at Texas Tech (Jan. 23, 2018)
Opponent had three players foul out	West Virginia (Jan. 25, 2014)
OSU failed to make a three-point attempt	vs Iowa State (Jan. 8, 2001)
Opponent failed to make a three-point attempt	TCU (Feb. 14, 2015)
OSU defeated an AP ranked opponent	90-77 vs 19/19 LSU (Nov. 25, 2018)
OSU lost to an AP ranked opponent	84-80 at No. 11/11 Texas Tech (Feb. 27, 2019)
OSU won an overtime game	83-81 vs Oklahoma (Jan. 20, 2018)
OSU lost an overtime game	84-80 at Texas Tech (Feb. 27, 2019)
OSU won a double-overtime game	68-58 vs SMU (Dec. 28, 2011)
OSU lost a double-overtime game	67-68 vs Kansas (Feb. 20, 2013)
OSU won a triple-overtime game	105-103 vs Texas (Jan. 16, 2007)
OSU lost a triple-overtime game	97-98 vs Iowa State (Feb. 3, 2014)
OSU won a quadruple-overtime game	96-91 at Colorado (Feb. 5, 1983)
OSU lost a quadruple-overtime game	never

INDIVIDUAL

A Cowboy had a Triple-Double (P/R/A)	19/14/10, Maurice Baker vs UTSA (Jan. 3, 2001)
An Opponent had a Triple-Double (P/R/A)	19/10/11, Anthony Bowie, Oklahoma (Feb. 27, 1985)
A Cowboy had a Double-Double (PTS/REB)	18/11, Cameron McGriff vs Baylor (Feb. 13, 2019)
An Opponent had a Double-Double (PTS/REB)	19/10, Jarrett Culver, Texas Tech (Feb. 27, 2019)
A Cowboy had a Double-Double (PTS/AST)	23/12, Jawun Evans vs Michigan (March 17, 2017)
An Opponent had a Double-Double (PTS/AST)	10/11, Alex Robinson, TCU (Feb. 6, 2019)
A Cowboy had a 20/20 Performance (PTS/REB)	37/20, Mario Boggan vs Texas (Jan. 16, 2007)
An Opponent had a 20/20 Performance (PTS/REB)	20/23, Reginald King, Alabama (Dec. 17, 1976)
A Cowboy had a 20/10 Performance (PTS/REB)	20/10, Cameron McGriff vs. UTSA (Nov. 15, 2018)
An Opponent had a 20/10 Performance (PTS/REB)	20/14, Terrance Mann, Florida State (Dec. 16, 2017)
A Cowboy scored 30 points	30, Jawun Evans vs North Carolina (Nov. 22, 2016)
An Opponent Scored 30 Points	31, James Bolden, West Virginia (Jan. 12, 2019)
A Cowboy Scored 20 Points	26/20, Lindy Waters/Thomas Dzagwa at Texas Tech (Feb. 27, 2019)
An Opponent Scored 20 points	20 Davide Moretti, Texas Tech (Feb. 27, 2019)
A Cowboy had 20 Rebounds	20, Mario Boggan vs Texas (Jan. 16, 2007)
An Opponent had 20 Rebounds	20, Jeff Withey, Kansas (Feb. 11, 2012)
A Cowboy had 15 Rebounds	18, Marshall Moses at La Salle (Dec. 4, 2010)
An Opponent had 15 Rebounds	15, Derek Culver, West Virginia (Jan. 12, 2019)
A Cowboy had 10 Offensive Rebounds	10, Mario Boggan vs Texas (Jan. 16, 2007)
An Opponent had 10 Offensive Rebounds	12, Rico Gathers, Baylor (Jan. 5, 2016)
A Cowboy had 10 assists	12, Jawun Evans vs Michigan (March 17, 2017)
An Opponent had 10 Assists	11, Alex Robinson, TCU (Feb. 6, 2019)
A Cowboy had five Steals	5, Jawun Evans at Maryland (Dec. 3, 2016)
An Opponent had five Steals	5, Jevon Carter, West Virginia (Dec. 29, 2017)
A Cowboy had five Blocked Shots	5, Yor Anei vs Memphis (Feb. 18, 2019)
An Opponent had five Blocked Shots	6, Khadeem Lattin, Oklahoma (Jan. 30, 2017)
A Cowboy won a game in the final 3 seconds	Offensively: Phil Forte hit two free throws with two seconds left in overtime to defeat No. 25 Texas, 65-63, in Austin on Feb. 4, 2015
.....	Defensively: Mitchell Solomon drew a charge with a second remaining to defeat No. 19 Florida State, 71-70, in Sunrise, Fla., on Dec. 16, 2017.
An Opponent won a game in the final 3 seconds	TCU's J.D. Miller hit a 10-foot fade-away baseline jumper with 0.3 remaining to beat OSU, 70-68, in Fort Worth, Texas on Feb. 6, 2019.



BOX SCORES

Nov. 10, 2018 ► Hanton Arena (Charlotte, N.C.) ► Att. 3,895	
OKLAHOMA STATE	64
CHARLOTTE	66

VISITORS: Oklahoma State (0-1)

##	Player	fg	fga	ft	fta	of	fga	fta	of	de	tot	pf	tp	a	to	blk	s	min
12	McGriff, Cameron	4	10	1	2	8	2	4	6	1	17	2	2	1	2	36		
04	Dziagwa, Thomas	5	11	5	10	0	0	4	4	0	15	2	3	0	1	34		
13	Likelele, Isaac	5	8	1	2	2	4	0	3	3	5	13	4	2	0	30		
14	Anel, Yor	1	2	0	0	0	2	2	1	3	2	2	0	1	0	17		
21	Waters, Lindy	4	11	3	6	4	0	4	0	3	4	15	1	2	0	34		
00	Jones, Kentrevious	0	1	0	0	0	0	2	2	1	0	0	1	0	1	10		
02	Callo, Maurice	1	4	0	1	0	0	0	3	3	2	0	2	1	0	15		
05	Demuth, Duncan	0	2	0	1	0	0	1	1	1	0	0	1	0	1	17		
24	Major, Luke	0	1	0	1	0	0	1	1	0	0	0	1	1	0	7		
TEAM										1	2							
Totals.....		20	50	10	23	14	18	6	26	17	64	11	16	4	10	200		

TOTAL FG%	1st Half: 13-20 65.0%	2nd Half: 7-30 23.3%	Game: 40.0%	DEADBALL
3-Pt. FG%	1st Half: 7-9 77.8%	2nd Half: 3-14 21.4%	Game: 43.5%	REBOUNDS
F Throw %	1st Half: 4-6 66.7%	2nd Half: 10-12 83.3%	Game: 77.8%	1

HOME TEAM: Charlotte (1-1)

TEAM: Charlotte (1-1)																		
##	Player		fg	fga	3-pt	ft	fta	of	de	reb	tot	pf	tp	a	to	blk	s	min
20	MANGUM, Dravon	f	1	2	1	2	9	10	0	1	1	5	12	0	2	1	0	24
00	HASLEM, Jaiquan	c	1	1	0	0	0	0	0	2	2	1	2	1	0	0	0	20
03	DAVIS, Jon	g	9	17	3	6	6	6	4	5	2	27	3	4	1	1	38	
10	ROBB, Cooper	g	2	5	1	3	1	2	0	5	4	6	1	3	2	2	27	
12	MARTIN, Malik	g	5	11	2	4	1	1	0	5	5	12	1	3	1	1	38	
02	McGILL, Jaylan		0	4	0	1	0	0	0	0	0	0	1	1	0	0	15	
15	SUPICA, Milos		2	5	0	0	2	2	4	8	12	1	6	1	5	2	27	
22	YOUNGER, Brandon		0	1	0	0	0	0	1	1	2	4	0	0	2	1	11	
TEAM										1	2							
Totals.....			20	46	7	16	19	21	7	27	34	19	66	8	22	8	200	

TOTAL FG%	1st Half: 7-24 29.2%	2nd Half: 13-22 59.1%	Game: 43.5%	DEADBALL
3-Pt. FG%	1st Half: 3-7 42.9%	2nd Half: 4-9 44.4%	Game: 43.8%	REBOUNDS
F Throw %	1st Half: 2-2 100%	2nd Half: 17-19 89.5%	Game: 90.5%	1

Officials: Patrick Adams, Jeb Hartness, Kipp Kissinger
Technical fouls: Oklahoma State-None. Charlotte-None.

Score by Periods	1st	2nd	Total
Oklahoma State	37	27	64
Charlotte	19	47	66

Nov. 22, 2018 ► HP Field House (Orlando, Fla.) ► Att. 2,964	
OKLAHOMA STATE	84
MEMPHIS	64

VISITORS: Oklahoma State (3-1)

##	Player	fg	fga	ft	fta	of	de	tot	pf	tp	a	to	blk	s	min	
05	Demuth,Duncan	1	0	0	0	0	0	1	1	0	0	2	1	0	14	
12	McGriff,Cameron	3	7	1	4	4	6	10	12	0	11	2	0	0	29	
04	Dziagwa,Thomas	5	9	4	6	0	0	3	3	0	14	2	0	1	29	
13	Likelele,Isaac	4	6	0	0	3	4	11	1	4	0	2	1	0	18	
21	Waters,Lindy	1	2	0	1	8	0	5	0	10	4	0	1	0	30	
00	Jones,Kentrevious	2	2	0	0	1	4	0	3	4	5	0	1	0	10	
02	Callo,Maurice	0	4	0	0	0	0	3	3	1	0	2	0	0	9	
14	Anel,Yor	6	7	0	0	0	0	3	1	4	12	0	1	6	17	
23	Weathers,Michael	4	5	1	2	4	0	2	2	2	13	2	4	1	23	
24	Major,Luke	0	0	0	0	0	0	0	0	0	0	0	0	0	3	
33	Reeves,Trey	0	0	0	0	0	0	0	0	0	0	0	0	0	1	
55	Cunningham,Mike	3	7	2	4	0	0	2	2	1	8	1	2	0	17	
Totals		28	49	8	21	20	26	6	34	40	16	84	21	10	9	199

TOTAL FG%	1st Half: 15-27 55.6%	2nd Half: 13-22 59.1%	Game: 57.1%	DEADBALL
3-Pt. FG%	1st Half: 4-10 40.0%	2nd Half: 4-11 36.4%	Game: 38.1%	REBOUNDS
F Throw %	1st Half: 7-8 87.5%	2nd Half: 13-18 72.2%	Game: 76.9%	3

HOME TEAM: Memphis (2-2)

#	Player	fg		3-pt		rebounds										min
		g	a	g	a	ft	g	a	de	tot	pf	tp	a	to	blk	
00	Davenport,Kyvon	f	5	12	0	0	2	2	0	1	1	4	12	1	2	20
14	Maurice,Isaiah	f	1	7	0	0	0	0	1	1	2	2	0	3	0	19
01	Harris,Tyler	g	5	13	3	8	1	2	0	1	0	14	3	2	0	34
02	Lomax,Alex	g	2	4	0	0	0	0	3	6	3	3	4	1	5	25
03	Martin,Jeremiah	g	3	9	1	4	3	6	1	3	4	2	10	5	2	36
04	Thomson,Raynere	g	3	5	0	0	2	4	1	2	1	8	2	0	4	23
05	Brewton,Kareem	4	6	0	1	2	3	0	0	5	10	0	1	0	16	6
10	Parks,Mike	0	1	0	0	1	2	0	0	1	1	0	0	0	1	4
11	Jones,Antwan	1	6	1	2	0	0	1	5	6	2	3	1	0	1	18
50	Wingett,David	0	3	0	2	0	0	0	1	1	0	0	0	0	1	5
TEAM									5	2						
Totals.....		24	66	5	17	11	19	12	18	30	64	13	15	0	12	200

TOTAL FG%	1st Half: 13-31 41.9%	2nd Half: 11-35 31.4%	Game: 36.4%	DEADBALL
3-Pt. FG%	1st Half: 3-7 42.9%	2nd Half: 2-10 20.0%	Game: 29.4%	REBOUNDS
F Throw %	1st Half: 2-6 33.3%	2nd Half: 9-13 69.2%	Game: 57.9%	4

Officials: Jeff Clark, Brent Hampton, Tim Clougherty
Technical fouls: Oklahoma State-None. Memphis-None.

Score by Periods	1st	2nd	Total
Oklahoma State	41	43	84
Memphis	31	33	64

Nov. 14, 2018 ► Gallagher-Iba Arena (Stillwater, Okla.) ► Att. 6,571	
UTSA	60
OKLAHOMA STATE	82

VISITORS: UTSA (0-3)

##	Player	fg	fga	ft	fta	of	de	tot	pf	tp	a	to	blk	s	min		
03	Byron Frohnen	4	11	1	2	2	5	4	9	3	11	2	2	0	30		
23	Atem Bior	1	3	1	1	0	1	3	7	2	3	5	1	9	0	27	
25	Nick Allen	1	3	0	0	0	0	3	3	6	3	6	1	3	0	26	
05	Giovanni De Nicolao	2	5	0	3	3	0	2	4	7	2	4	0	1	31		
22	Keaton Wallace	2	9	2	9	2	0	3	4	8	3	4	0	2	25		
04	Tamir Bynum	0	6	0	1	2	2	0	1	1	0	2	0	1	0	18	
10	Mitar Stanjevic	1	2	0	0	0	0	2	1	3	2	1	0	0	7	7	
11	Adokiyi Iyaye	4	9	2	7	0	0	1	1	2	1	10	0	0	0	19	
13	Mateo Escheik	0	0	0	0	0	0	0	0	0	0	0	0	0	0	1	
15	Adrian Rodriguez	1	1	0	0	0	0	1	2	3	2	2	0	1	0	14	
41	Toby Van Ry	1	1	0	0	1	2	0	1	1	0	3	0	0	0	2	
TEAM								3	1								
Totals.....		21	64	5	26	13	21	17	22	39	18	60	9	18	0	11	200

TOTAL FG%	1st Half: 11-34 32.4%	2nd Half: 10-30 33.3%	Game: 32.8%	DEADBALL
3-Pt. FG%	1st Half: 2-12 16.7%	2nd Half: 3-14 21.4%	Game: 19.2%	REBOUNDS
F Throw %	1st Half: 3-5 60.0%	2nd Half: 10-16 62.5%	Game: 61.9%	4

HOME TEAM: Oklahoma State (1-1)

##	Player	fg	fga	ft	fta	of	de	tot	pf	tp	a	to	a	blk	s	min
12	McGriff, Cameron	8	18	2	5	2	4	3	7	10	2	20	1	3	0	31
14	Anel, Yor	1	2	0	0	1	2	1	1	2	4	3	2	2	4	0
04	Dziagwa, Thomas	6	8	4	5	0	0	1	5	6	1	16	3	1	0	28
13	Likelele, Isaac	3	6	0	0	2	2	4	6	1	8	5	4	0	3	29
21	Waters, Lindy	5	9	2	4	2	2	0	7	7	1	14	6	2	1	28
00	Jones, Kentrevious	0	0	0	0	1	2	1	2	3	1	0	2	0	0	7
02	Callo, Maurice	4	9	1	4	2	2	1	0	1	3	11	0	0	0	22
05	Demuth, Duncan	2	5	0	0	0	4	4	1	5	1	4	0	0	0	1
23	Weathers, Michael	1	3	0	0	0	0	2	2	0	2	0	0	0	0	3
24	Major, Luke	1	1	1	1	0	2	0	0	1	3	2	0	0	0	12
33	Reeves, Trey	0	1	0	1	0	0	0	1	1	0	1	0	0	0	2
TEAM								1	1							
Totals.....		31	62	10	20	10	20	13	30	43	17	82	20	14	4	8

TOTAL FG%	1st Half: 13-33 39.4%	2nd Half: 18-29 62.1%	Game: 50.0%	DEADBALL
3-Pt. FG%	1st Half: 6-12 50.0%	2nd Half: 4-8 50.0%	Game: 50.0%	REBOUNDS
F Throw %	1st Half: 4-8 50.0%	2nd Half: 6-12 50.0%	Game: 50.0%	6

Officials: Gary Maxwell, James Breeding, Marques Pettigrew
Technical fouls: Oklahoma State-None. UTSA-None.

Score by Periods	1st	2nd	Total
Oklahoma State	36	33	60
UTSA	27	46	82

Nov. 23, 2018 ► HP Field House (Orlando, Fla.) ► Att. 2,672	
VILLANOVA	77
OKLAHOMA STATE	58

VISITORS: Villanova (4-2)

##	Player	fg	fga	ft	fta	of	de	tot	pf	tp	a	to	blk	s	min		
04	Paschall, Eric	1	8	13	6	10	0	2	3	2	5	1	22	1	3	0	35
15	Bay,Saddiq	4	13	6	4	5	6	3	6	9	0	13	2	0	0	1	29
21	Cosby-Roundtree,D	7	12	0	0	0	8	13	4	9	3	2	0	2	34	0	25
22	Gillespie,Colin	5	11	5	7	1	0	6	3	0	0	0	0	0	1	0	24
05	Booth,Phil	1	7	15	11	1	1	0	3	0	3	20	5	0	3	1	35
01	Quinerly,Jahvon	0	1	0	1	0	0	0	0	0	0	0	0	0	0	0	3
03	Latier,Brandon	0	0	0	0	0	0	0	0	0	0	0	0	0	0	0	1
10	Swider,Cole	3	7	2	6	0	0	1	0	1	0	8	0	0	0	0	12
23	Samuels,Jermaine	0	2	0	2	0	0	0	1	1	1	0	0	1	0	0	13
24	Cremo,Joe	0	1	0	1	0	0	0	0	0	0	0	0	1	0	0	13
	TEAM																
	Totals	25	55	16	40	11	15	13	26	39	11	77	18	0	4	0	200



BOX SCORES

Nov. 30, 2018 ► U.S. Bank Stadium (Minneapolis, Minn.) ► Att. 12,357	
OKLAHOMA STATE	76
MINNESOTA	83

VISITORS: Oklahoma State (4-3)

#	Player	tot-fg		3-pt		rebounds				pf	tp	a	to	blk	s	min		
		fg	fga	fg	fga	ft	fta	of										
12	McGriff, Cameron	f	4	13	2	3	0	1	3	3	6	4	10	1	2	1	4	29
14	Anei, Yor	f	2	2	0	0	2	4	1	3	4	5	6	0	2	4	0	15
04	Dziagwa, Thomas	g	2	7	2	7	0	0	2	2	0	6	2	1	1	0	2	26
13	Likelele, Isaac	g	2	4	0	0	1	3	0	3	3	1	5	5	1	1	1	28
21	Walters, Lindy	g	5	12	4	6	4	5	4	8	3	18	1	0	0	1	37	
00	Jones, Kentrevious	0	1	0	0	0	0	1	0	1	3	0	0	0	0	0	6	
02	Callo, Maurice	1	1	0	0	0	0	0	0	0	1	2	1	1	0	0	7	
05	Demuth, Duncan	0	0	0	0	0	4	1	0	1	3	0	0	0	0	0	7	
23	Weathers, Michael	6	14	0	0	5	7	0	3	3	4	17	1	4	1	0	26	
55	Cunningham, Mike	5	9	2	3	0	0	0	2	2	0	12	1	0	0	0	19	
TEAM																		
Totals.....		27	63	10	12	5	23	7	3	24	76	12	7	8	200			

TOTAL FG%	1st Half: 14-33 42.4%	2nd Half: 13-30 43.3%	Game: 42.9%	DEADB
3-Pt. FG%	1st Half: 7-11 63.6%	2nd Half: 3-8 37.5%	Game: 52.6%	REBOUNDS
F Throw %	1st Half: 3-7 42.9%	2nd Half: 9-17 52.9%	Game: 50.0%	4

HOME TEAM: Minnesota (6-1)

#	Player	tot-fg		3-pt		rebounds					pf	tp	a	to	blk	s	min	
		fg	fga	fg	fga	ft	fta	of	df									
03	Jordan Murphy	f	6	12	1	11	14	3	13	16	4	24	2	3	1	0	37	
25	Daniel Oloru	c	1	4	0	0	3	2	2	4	4	5	1	3	3	1	14	
01	Dupree McBrayer	g	4	6	2	3	0	0	0	4	4	4	10	3	3	0	32	
05	Amir Coffey	g	4	6	0	1	3	5	1	2	3	1	1	2	3	1	0	35
22	Gabe Kalscheur	g	4	8	3	6	3	0	0	0	3	14	2	0	0	2	36	
11	Isaiah Washington	5	10	2	3	3	4	0	1	1	1	15	4	3	0	1	20	
21	Jarvis Omersa	0	0	0	0	0	0	0	0	2	0	0	0	0	0	0	2	
35	Maltz Stockman	1	3	0	0	0	0	4	4	0	2	3	3	3	0	0	17	
42	Michael Hurt	1	1	0	0	0	0	1	1	1	2	1	0	0	0	0	7	
TEAM								1		4		5				1		
Totals.....		26	50	8	14	23	30	7	31	38	20	83	18	9	8	4	200	

TOTAL FG%	1st Half: 16-33 48.5%	2nd Half: 10-17 58.8%	Game: 52.0%	DEADB
3-Pt. FG%	1st Half: 3-7 42.9%	2nd Half: 5-7 71.4%	Game: 57.1%	REBOUNDS
F Throw %	1st Half: 10-13 76.9%	2nd Half: 13-17 76.5%	Game: 76.7%	3

Officials: Brian McNutt, Keith Kimble, Terry Wyme
Technical fouls: Oklahoma St.-None, Minnesota-None.

Score by Periods	1st	2nd	Total
Oklahoma St.	38	38	76
Minnesota	45	38	83

Dec. 16, 2018 ► Sanford Pentagon (Sioux Falls, S.D.) ► Att. 3,800	
OKLAHOMA STATE	56
NEBRASKA	79

VISITORS: Oklahoma State (4-6)

#	Player	tot-fg		3-pt		rebounds		pf	tp	a	to	blk	s	min																	
		fg	fga	fg	fga	ft	fta																								
04	Dziagwa, Thomas	*	0	4	0	0	2	2	3	0	5	0	0	14																	
12	McGriff, Cameron	*	1	8	0	2	5	5	10	4	2	1	2	30																	
13	Likelele, Isaac	*	2	5	0	2	4	1	3	4	5	6	2	1	0	1	34														
14	Anei, Yor	*	7	10	0	0	3	4	4	8	2	17	1	2	1	0	25														
21	Walters, Lindy	*	5	8	2	4	1	1	1	2	12	2	3	0	1	0	33														
01	Jones, Curtis	1	5	0	2	0	0	2	2	0	2	1	1	0	0	0	17														
05	Demuth, Duncan	0	0	0	0	1	2	0	1	1	0	1	0	0	1	8															
23	Weathers, Michael	6	11	0	1	1	2	1	0	1	2	13	2	5	1	1	25														
24	Major, Luke	1	1	0	0	0	0	0	0	0	2	0	0	0	0	1	1														
55	Cunningham, Mike	0	4	0	2	0	0	1	1	0	0	2	0	0	0	0	13														
Team						1		2		3		1																			
Totals.....		23		56		2		15		8		15		21		34		19		56		9		19		4		6		200	

TOTAL FG%	1st Half: 13-29 44.8%	2nd Half: 10-27 37.0%	Game: 41.1%	DEADB
3-Pt. FG%	1st Half: 2-6 33.3%	2nd Half: 0-9 0.0%	Game: 13.3%	REBOUNDS
F Throw %	1st Half: 2-3 66.7%	2nd Half: 6-12 50.0%	Game: 53.3%	6

HOME TEAM: Nebraska (9-2)

#	Player	tot-fg		3-pt		rebounds		pf	tp	a	to	blk	s	min			
		fg	fga	fg	fga	ft	fta										
00	Palmer, James	*	6	17	3	4	15	1	2	0	29	5	1	2	1	38	
05	Watson, Glynn	*	2	8	1	5	2	2	0	4	1	7	1	3	0	1	34
14	Copeland, Isaac	*	7	11	1	3	1	2	3	5	1	16	2	1	1	1	34
15	Roby, Isaiah	*	2	4	0	0	1	1	6	7	4	5	1	2	1	4	27
25	Akenten, Nana	*	0	3	0	2	0	0	1	4	5	2	0	0	1	1	16
04	Trueblood, Johnny	0	0	0	0	0	0	0	0	0	0	0	0	0	0	0	2
12	Allen, Thomas	5	7	2	3	2	2	0	1	1	2	14	2	1	0	2	27
20	Borchardt, Tanner	1	1	0	0	1	2	0	0	2	3	0	1	0	1	1	13
33	Costello, Justin	1	1	1	1	0	0	0	0	0	0	3	0	0	0	0	1
34	Thorbjarnarson, Thor	0	0	0	0	0	0	0	0	1	0	2	1	0	0	4	4
45	Heiman, Brady	1	1	0	0	0	0	0	0	0	0	2	0	0	0	0	4
Team																1	
Totals.....		25	53	8	18	21	23	2	28	13	79	13	5	10	20		

TOTAL FG%	1st Half: 12-26 46.2%	2nd Half: 13-27 48.1%	Game: 47.2%	DEADB
3-Pt. FG%	1st Half: 5-10 50.0%	2nd Half: 3-8 37.5%	Game: 44.4%	REBOUNDS
F Throw %	1st Half: 3-3 100%	2nd Half: 18-20 90.0%	Game: 91.3%	2

Officials: Terry Wymen (R), Terry Oglesby, Keith Kimble
Technical fouls: Oklahoma State-Team, Nebraska-None.

Score by Periods	1st	2nd	Total
Oklahoma State	30	26	56
Nebraska	32	47	79

Dec. 5, 2018 ► Reynolds Arena (Tulsa, Okla.) ► Att. 7,145	
OKLAHOMA STATE	71
TULSA	74

VISITORS: Oklahoma State (4-4)

#	Player	tot-fg		3-pt		rebounds				tp	a	to	blk	s	min			
		fg	fga	fg	fga	ft	fta	of	pf									
12	McGriff, Cameron	f	3	8	3	4	0	0	3	3	6	3	9	1	3	1	0	20
14	Anei, Yor	f	4	6	0	0	0	2	3	5	2	8	0	0	0	4	0	24
04	Dziagwa, Thomas	g	4	10	4	7	0	0	0	5	5	2	12	3	2	0	2	29
13	Likelele, Isaac	g	0	2	0	2	0	0	6	6	3	0	1	2	0	0	1	18
21	Walters, Lindy	g	3	10	2	7	4	1	3	4	1	12	5	2	0	0	37	
02	Callo, Maurice	2	4	0	1	0	1	0	1	1	4	0	1	0	0	1	11	
05	Demuth, Duncan	1	1	0	0	1	2	1	2	3	0	1	0	0	0	0	13	
23	Weathers, Michael	4	10	0	3	1	4	1	3	4	9	6	5	2	1	0	26	
55	Cunningham, Mike	6	10	2	5	0	0	1	1	2	2	14	2	1	0	0	22	
TEAM																		
Totals.....																		
		27	61	11	29	6	12	12	27	39	18	71	19	17	7	5	20	

TOTAL FG%	1st Half: 12-28 42.9%	2nd Half: 15-33 45.5%	Game: 44.3%	DEADB
3-Pt. FG%	1st Half: 3-12 25.0%	2nd Half: 8-17 47.1%	Game: 37.9%	REBOUNDS
F Throw %	1st Half: 2-2 100%	2nd Half: 4-10 40.0%	Game: 50.0%	4

HOME TEAM: Minnesota (6-1)

#



BOX SCORES

Jan. 2, 2019 ► Gallagher-Iba Arena (Stillwater, Okla.) ► Att. 6,523	
IOWA STATE	69
OKLAHOMA STATE	63

VISITORS: Iowa State (11-2, 1-0 Big 12)

#	Player	tot-fg		3-pt		rebounds		ft	fta	de	tot	pf	tp	a	to	blk	s	min
		fg	fga	fg	fga	ft	fta											
12	Michael Jacobson	1	5	0	1	2	3	1	2	3	2	4	0	2	0	1	19	
01	Nick Weiler-Babb	5	8	2	4	3	4	0	5	1	15	4	2	0	1	37		
03	Mariel Shayok	9	17	3	11	6	4	2	6	1	17	3	2	0	1	36		
11	Talen Horton-Tucker	9	0	4	0	1	0	0	1	3	4	0	2	0	1	0	15	
22	Tyrese Haliburton	2	4	4	6	0	0	0	4	0	12	3	1	2	1	39		
02	Cameron Lard	2	4	0	0	0	1	1	2	3	4	4	1	1	2	0	16	
05	Lindell Wigginton	4	9	1	6	8	11	1	7	8	4	17	2	2	0	1	30	
23	Zoran Talley Jr.	0	0	0	0	0	0	0	0	0	0	0	0	0	0	0	1	
24	Terrence Lewis	0	1	0	1	0	0	0	0	0	0	0	0	0	0	0	2	
23	Solomon Young	0	1	0	0	0	1	0	1	0	0	0	0	0	0	0	5	
	TEAM										2	1	3					
	Totals.....	20	55	10	30	19	25	11	26	37	15	69	15	10	5	7	200	

TOTAL FG%	1st Half: 10-29 34.5%	2nd Half: 10-26 38.5%	Game: 36.4%	DEADB
3-Pt. FG%	1st Half: 5-15 33.3%	2nd Half: 5-15 33.3%	Game: 33.3%	REBOUNDS
F Throw %	1st Half: 10-13 76.9%	2nd Half: 9-12 75.0%	Game: 76.0%	0

HOME TEAM: Oklahoma State (6-7, 0-1 Big 12)

#	Player	tot-fg		3-pt		rebounds		ft	fta	de	tot	pf	tp	a	to	blk	s	min
		fg	fga	fg	fga	ft	fta											
12	McGriff, Cameron	5	14	2	7	3	5	3	10	13	2	15	5	0	1	3	39	
14	Anel, Yor	2	2	0	0	2	2	0	3	5	6	0	2	1	0	26		
04	Dziagwa, Thomas	2	8	2	7	0	0	0	2	2	2	6	2	1	0	0	31	
13	Likelele, Isaac	1	7	0	2	2	3	1	5	6	3	4	1	3	1	1	23	
21	Waters, Lindy	6	11	3	6	0	0	0	5	5	2	15	2	3	0	0	36	
01	Jones, Curtis	1	4	1	3	0	0	0	3	3	1	3	0	0	0	1	15	
02	Callo, Maurice	0	0	0	0	0	0	0	0	0	1	0	0	0	0	0	3	
05	Demuth, Duncan	1	2	0	0	0	0	0	0	1	2	0	0	0	0	0	5	
23	Weathers, Michael	4	10	0	1	4	2	2	4	4	12	1	1	0	1	22		
	TEAM										5	2						
	Totals.....	22	58	8	26	11	14	11	30	41	21	63	11	12	3	6	200	

TOTAL FG%	1st Half: 11-26 42.3%	2nd Half: 11-32 34.4%	Game: 37.9%	DEADB
3-Pt. FG%	1st Half: 6-13 46.2%	2nd Half: 5-13 38.5%	Game: 30.8%	REBOUNDS
F Throw %	1st Half: 8-9 88.9%	2nd Half: 5-6 83.3%	Game: 78.6%	2

Officials: Bret Smith, Ron Groover, Rick Crawford
 Technical fouls: Iowa St.-Lindell Wigginton. Oklahoma St.-Weathers, Michael.

Score by Periods	1st	2nd	Total
Iowa State	35	34	69
Oklahoma State	36	27	63

Jan. 12, 2019 ► WVU Coliseum (Morgantown, W.Va.) ► Att. 11,339	
OKLAHOMA STATE	85
WEST VIRGINIA	77

VISITORS: Oklahoma State (8-8, 2-2 Big 12)

#	Player	tot-fg		3-pt		rebounds		ft	fta	de	tot	pf	tp	a	to	blk	s	min
		fg	fga	fg	fga	ft	fta											
12	McGriff, Cameron	5	14	0	2	6	9	3	7	10	4	16	3	1	1	1	35	
14	Anel, Yor	1	3	0	0	2	3	1	4	4	2	0	0	1	0	12		
04	Dziagwa, Thomas	9	14	3	4	0	1	0	3	3	11	1	0	0	0	35		
13	Likelele, Isaac	9	10	0	1	9	10	9	1	23	3	0	0	1	1	35		
21	Waters, Lindy	1	8	1	2	6	6	0	2	2	9	3	2	0	0	38		
00	Jones, Kentrevous	1	1	0	0	0	0	0	0	0	1	2	0	0	0	5		
01	Jones, Curtis	5	9	3	6	2	2	0	1	1	13	5	0	0	0	16		
02	Callo, Maurice	2	2	1	1	0	0	0	1	1	3	5	0	1	0	11		
05	Demuth, Duncan	1	3	0	0	0	2	1	3	0	2	0	1	0	0	12		
23	Weathers, Michael	0	1	0	1	0	0	0	0	0	0	0	0	0	0	1		
24	Major, Luke	0	0	0	0	0	0	0	0	0	0	0	0	0	0	0+		
	TEAM										1	2	3					
	Totals.....	27	57	8	17	23	31	9	27	36	21	85	10	5	2	3	200	

TOTAL FG%	1st Half: 13-28 46.4%	2nd Half: 14-29 48.3%	Game: 47.4%	DEADB
3-Pt. FG%	1st Half: 6-12 50.0%	2nd Half: 2-5 40.0%	Game: 47.1%	REBOUNDS
F Throw %	1st Half: 7-9 77.8%	2nd Half: 16-22 72.7%	Game: 74.2%	4

HOME TEAM: West Virginia (8-8, 0-4 Big 12)

#	Player	tot-fg		3-pt		rebounds		ft	fta	de	tot	pf	tp	a	to	blk	s	min
		fg	fga	fg	fga	ft	fta											
15	West, Lamont	4	11	2	8	3	4	3	2	5	13	0	0	0	0	0	33	
31	Routt, Logan	0	1	0	0	0	0	0	0	0	0	0	0	0	0	0	6	
03	Bolden, James	10	17	4	9	7	8	2	0	2	4	31	0	1	0	0	26	
10	Haley, Jermaine	4	6	0	1	2	2	1	6	7	3	10	2	0	0	1	36	
14	Harler, Chase	1	7	0	5	0	0	0	1	1	3	2	0	0	0	0	26	
00	Doomes, Trey	0	1	0	0	1	0	2	2	0	1	0	0	0	0	0	8	
01	Oliver, Derek	5	8	0	5	6	4	11	15	3	15	1	1	2	1	27		
02	Krappner, Brandon	0	2	0	2	0	0	0	1	1	3	0	0	0	0	10		
11	McCabe, Jordan	0	6	0	3	0	0	1	0	1	0	3	0	0	1	11		
11	Matthews Jr., Emmitt	1	4	0	1	2	2	1	0	1	2	4	0	0	0	10		
12	Gordon, Andrew	1	4	0	0	1	4	0	2	2	0	0	0	0	0	7		
	TEAM										2	2	4					
	Totals.....	26	67	6	29	19	24	18	25	43	26	77	6	2	3	200		

TOTAL FG%	1st Half: 8-32 25.0%	2nd Half: 18-35 51.4%	Game: 38.8%	DEADB
3-Pt. FG%	1st Half: 1-14 7.1%	2nd Half: 5-15 33.3%	Game: 20.7%	REBOUNDS
F Throw %	1st Half: 11-11 100%	2nd Half: 8-13 61.5%	Game: 79.2%	1

Officials: Gerry Pollard, James Breeding, Kelly Self
 Technical fouls: Oklahoma State-McGriff, Cameron. West Virginia-None.

Score by Periods	1st	2nd	Total
Oklahoma State	39	46	85
West Virginia	28	49	77

Jan. 5, 2019 ► Lloyd Noble Center (Norman, Okla.) ► Att. 10,906	
OKLAHOMA STATE	64
23/25 OKLAHOMA	74

VISITORS: Oklahoma State (6-8, 0-2 Big 12)

#	Player	tot-fg		3-pt		rebounds		ft	fta	de	tot	pf	tp	a	to	blk	s	min
		fg	fga	fg	fga	ft	fta											
12	McGriff, Cameron	3	10	0	5	3	4	3	5	8	3	9	2	2	1	0	39	
14	Anel, Yor	2	4	0	2	3	1	2	3	4	6	0	0	0	0	14		
04	Dziagwa, Thomas	6	12	4	8	0	0	0	2	4	16	0	1	0	1	36		
13	Likelele, Isaac	9	12	0	0	0	0	1	1	2	2	0	0	0	0	6		
21	Waters, Lindy	3	7	1	4	0	1	3	4	7	1	0	0	0	0	21		
01	Jones, Curtis	1	10	1	6	0	0	1	3	4	2	3	1	1	0	1	25	
02	Callo, Maurice	3	7	0	2	2	4	1	6	7	2	8	0	0	0	17		
05	Demuth, Duncan	0	0	0	0	0	0	1	1	0	0	0	0	0	0	8		
23	Weathers, Michael	3	12	0	1	7	10	2	5	7	4	13	6	4	0	1	34	
	TEAM										2	2						
	Totals.....	22	64	6	26	14	21	9	30	39	25	64	10	9	1	3	199	

TOTAL FG%	1st Half: 10-34 29.4%	2nd Half: 12-30 40.0%	Game: 34.4%	DEADB
3-Pt. FG%	1st Half: 2-13 15.4%	2nd Half: 4-13 30.8%	Game: 23.1%	REBOUNDS
F Throw %	1st Half: 10-13 76.9%	2nd Half: 4-8 50.0%	Game: 66.7%	4

HOME TEAM: Oklahoma (12-2, 1-1 Big 12)

#	Player	tot-fg		3-pt		rebounds		ft	fta
---	--------	--------	--	------	--	----------	--	----	-----



BOX SCORES

Jan. 23, 2019 ► Gallagher-Iba Arena (Stillwater, Okla.) ► Att. 11,086									
OKLAHOMA									70
OKLAHOMA STATE									61

VISITORS: Oklahoma (14-5, 3-4 Big 12)

#	Player	fg	ftg	3-pt	fta	fga	fta	reb	of	tot	pf	tp	a	to	a	blk	s	min
21	Doolittle, Kristian	f	2	7	0	0	3	4	1	6	7	1	7	5	2	1	2	34
35	Manek, Brady	f	6	11	2	6	1	1	1	2	3	1	15	1	1	0	0	27
00	James, Christian	g	2	7	0	4	1	1	1	4	5	2	5	2	1	0	0	29
01	Odomes, Rashard	g	4	6	1	1	2	3	1	3	4	3	11	5	1	0	1	24
24	Bieniemy, Jamal	g	6	6	3	3	2	2	0	3	3	1	17	1	0	0	3	35
02	Calidre, Aaron	g	4	0	3	0	0	0	0	0	1	0	1	1	0	1	0	17
03	Reynolds, Miles	1	5	0	1	0	0	0	2	2	1	2	2	0	0	1	0	15
04	McNeace, Jamuni	5	6	0	0	3	5	1	2	3	1	13	0	0	1	0	1	19
TEAM																		
Totals.....		26	52	6	18	12	16	5	23	48	10	70	17	6	2	8	200	

TOTAL FG% 1st Half: 12-30 40.0% 2nd Half: 14-22 63.6% Game: 50.0% DEADBALL
 3-Pt. FG% 1st Half: 2-10 20.0% 2nd Half: 4-8 50.0% Game: 33.3% REBOUNDS
 F Throw % 1st Half: 5-6 83.3% 2nd Half: 7-10 70.0% Game: 75.0% 2

HOME TEAM: Oklahoma State (8-11, 2-5 Big 12)

#	Player	tot-fg			3-pt		rebounds					tp	a	to	blk	s	min	
		f	g	a	f	g	f	a	o	d								
12	McGriff,Cameron	f	4	9	3	6	2	1	0	5	5	2	13	3	0	2	1	40
14	Anel,Yor	f	3	4	0	0	1	2	0	4	4	3	7	2	1	2	0	27
04	Dziagwa,Thomas	g	3	9	3	7	0	0	0	4	4	0	9	1	2	0	0	37
13	Likekele,Isaac	g	1	6	1	2	0	0	0	1	1	3	3	3	0	1	27	
21	Waters,Lindy	g	7	13	4	8	2	2	1	3	4	5	20	3	5	0	1	35
01	Jones,Curtis	4	9	1	4	0	0	0	3	3	0	9	3	1	0	1	25	
05	Demuth,Duncan	0	2	0	0	0	2	2	0	2	3	0	0	0	0	0	9	
TEAM		1																
Totals.....		22	52	12	27	5	7	8	23	31	14	61	15	4	4	200		

TOTAL FG% 1st Half: 13-28 46.4% 2nd Half: 9-24 37.5% Game: 42.3% DEADBALL
 3-Pt. FG% 1st Half: 9-16 56.3% 2nd Half: 3-11 27.3% Game: 44.4% REBOUNDS
 F Throw % 1st Half: 2-4 50.0% 2nd Half: 3-3 100% Game: 71.4% 1

Officials: Ray Natili, Gerry Pollard, Joe DeRosa

Technical fouls: Oklahoma-None. Oklahoma St.-None.

Score by Periods				1st				2nd				Total			
Oklahoma				31				39				70			
Oklahoma St.				37				24				61			

Feb. 6, 2019 ► Schollmaier Arena (Fort Worth, Texas) ► Att. 6,505									
OKLAHOMA STATE									68
TCU									70

VISITORS: Oklahoma State (9-13, 2-7 Big 12)

#	Player	fg	fga	ft	fta	3-pt	of	re	pf	tp	a	to	blk	s	min			
12	McGriff, Cameron	f	3	9	0	1	2	2	2	3	5	5	8	1	1	0	36	
14	Anel, Yor	f	7	7	0	0	6	7	1	4	5	3	20	1	1	2	0	32
04	Dziagwa, Thomas	g	5	11	4	7	0	0	0	3	3	2	14	1	1	0	0	33
13	Likekele, Isaac	g	7	13	0	1	3	4	1	2	3	2	17	7	3	0	4	39
21	Waters, Lindy	g	2	7	1	4	2	2	0	7	7	2	7	5	4	1	2	39
01	Jones, Curtis	1	5	0	3	0	0	0	3	3	0	2	1	0	0	0	20	
05	Demuth, Duncan	0	0	0	0	0	0	0	0	0	0	0	0	0	0	0	1	
	Team								1	2	3	1		1				
	Totals.....	25	52	5	16	13	15	25	31	14	68	16	10	3	200			

TOTAL FG% 1st Half: 13-29 44.8% 2nd Half: 12-23 52.2% Game: 48.1% DEADBALL
 3-Pt. FG% 1st Half: 2-10 20.0% 2nd Half: 3-6 50.0% Game: 31.3% REBOUNDS
 F Throw % 1st Half: 0-0 0.0% 2nd Half: 13-15 86.7% Game: 86.7% 0,1

HOME TEAM: TCU (16-6, 4-5 Big 12)

#	Player	fg	fga	ft	fta	3-pt	fga	fta	of	re	pf	tp	a	to	a	to	blk	s	min
12	NOI, Kouat	f	4	11	4	10	0	1	6	7	2	12	0	1	0	0	0	0	35
15	MILLER, JD	f	3	12	1	5	4	6	4	5	9	3	11	0	1	0	2	36	
21	SAMUEL, Kevin	c	3	3	0	0	0	0	2	5	7	4	6	0	0	4	0	28	
01	BANE, Desmond	g	9	17	6	9	3	1	2	3	2	26	0	0	1	0	1	39	
25	ROBINSON, Alex	g	2	8	0	3	6	7	0	4	4	2	10	11	5	0	1	37	
05	DAVIS, Kendrick	1	3	0	0	1	1	0	0	0	0	1	3	0	0	0	10		
11	MAYEN, Lat	0	0	0	1	0	0	0	0	0	0	0	0	2	1	0	2		
22	NEMHARD, RJ	1	3	0	2	0	0	0	0	0	0	2	2	1	0	1	11		
34	BARLOW, Russell	0	0	0	0	0	0	0	0	0	0	0	0	0	0	0	2		
Team		2 2 4 1																	
Totals.....		23	58	11	30	13	17	11	23	14	34	70	14	10	5	200			

TOTAL FG% 1st Half: 13-27 48.1% 2nd Half: 10-31 32.3% Game: 39.7% DEADBALL
 3-Pt. FG% 1st Half: 9-18 50.0% 2nd Half: 2-12 16.7% Game: 36.7% REBOUNDS
 F Throw % 1st Half: 4-4 100% 2nd Half: 9-13 69.2% Game: 76.5% 2

Officials: Paul Janssen, Keith Kimble, Bert Smith

Technical fouls: Oklahoma State-None. TCU-None.

Score by Periods				1st				2nd				Total			
Oklahoma State				28				40				68			
TCU				39				31				70			

Jan. 26, 2019 ► Gallagher-Iba Arena (Stillwater, Okla.) ► Att. 7,658									
SOUTH CAROLINA									70
OKLAHOMA STATE									74

VISITORS: South Carolina (10-8, 5-1 SEC)

#	Player	tot-fg		3-pt		rebounds				tp	a	to	blk	s	min		
		fg	fga	fga	fta	of	tot	pf									
21	Maik Kotsar	f	4	8	0	0	0	3	2	5	3	8	0	0	0	24	
24	Keyshawn Bryant	f	3	7	1	2	3	1	2	3	3	10	5	3	0	1	25
30	Chris Silva	f	6	13	1	2	2	2	7	9	4	15	0	0	1	0	29
00	A.J. Lawson	g	4	11	2	5	2	0	4	4	2	12	3	4	0	1	34
04	Tre Campbell	g	3	8	2	5	0	0	1	2	3	1	8	3	0	0	29
02	Hassani Gravett	3	9	2	8	0	0	0	6	6	2	8	2	3	0	0	28
13	Felipe Haase	1	6	1	3	2	2	3	0	2	4	5	1	0	1	0	15
20	Alanzo Frink	2	3	0	0	0	2	0	2	3	4	0	0	0	0	0	8
23	Evan Hinson	0	2	0	1	0	0	0	0	0	0	0	0	0	0	0	4
TEAM		1 1															
Totals.....		26	67	9	26	9	9	15	27	42	22	70	14	2	1	2	200



BOX SCORES

Feb. 16, 2019 ► Frank Erwin Center (Austin, Texas) ► Att. 10,406	
OKLAHOMA STATE	57
TEXAS	69

VISITORS: Oklahoma State (9-16, 2-10 Big 12)

#	Player	f	g	tot-fg	3-pt	fga	fta	rebounds	de	tot	pf	tp	a	to	blk	s	min
12	McGriff, Cameron	f	2	9	1	4	0	1	2	3	5	2	5	1	2	0	40
14	Anel, Yor	f	2	5	0	0	2	4	1	3	4	3	6	0	1	3	24
04	Dziagwa, Thomas	g	7	17	7	11	2	2	1	3	4	3	23	0	0	0	38
13	Likekele, Isaac	g	6	11	0	2	4	9	2	4	6	2	16	2	3	1	29
21	Waters, Lindy	g	2	5	0	2	1	2	3	2	5	3	5	4	2	1	40
01	Jones, Curtis	0	5	0	4	0	0	0	0	1	0	1	1	0	1	0	13
05	Demuth, Duncan	1	1	0	0	0	0	0	0	0	0	0	2	1	0	0	5
24	Major, Luke	0	0	0	0	0	0	0	0	0	0	0	0	0	0	0	1
31	Mitchell, Dee	0	0	0	0	0	0	0	0	0	0	0	0	0	0	0	0
TEAM		2 2 4															
Totals.....		20	53	8	23	9	18	11	18	29	14	57	9	9	5	6	200

TOTAL FG% 1st Half: 10-28 35.7% 2nd Half: 10-25 40.0% Game: 37.7% DEADBALL
 3-PT FG% 1st Half: 4-15 26.7% 2nd Half: 4-8 50.0% Game: 34.8% REBOUNDS
 F Throw % 1st Half: 3-6 50.0% 2nd Half: 6-12 50.0% Game: 50.0% 4

HOME TEAM: Texas (15-11, 7-6 Big 12)

#	Player	fg	fga	3-pt	fga	fta	of	reb	pts	tp	a	to	a	blk	s	min
10	Jaxson Hayes	f	2	3	0	0	2	2	5	7	3	6	0	1	1	23
21	Dylan Ostekowski	f	5	5	3	3	1	1	0	4	4	2	14	0	0	26
02	Matt Coleman III	g	3	7	0	2	4	4	0	2	2	4	10	2	1	25
03	Courtney Ramey	g	2	8	0	4	3	3	2	5	7	1	7	0	2	32
12	Kerwin Roach II	g	6	11	1	3	3	4	0	2	2	1	16	3	4	34
05	Royce Hamm Jr.	1	2	0	0	2	2	2	1	3	1	4	0	1	1	10
13	Jasse Febres	2	6	2	6	0	0	1	1	2	4	6	0	1	1	22
20	Sims, Jericho	0	1	0	0	0	0	1	1	1	0	1	1	0	1	4
55	Elijah Mitrou-Long	2	4	1	3	1	2	0	2	2	1	6	3	0	0	24
TEAM		4 4														
Totals.....		23	47	7	21	16	18	7	27	34	18	69	8	11	3	200

TOTAL FG% 1st Half: 14-28 50.0% 2nd Half: 9-19 47.4% Game: 48.9% DEADBALL
 3-PT FG% 1st Half: 5-14 35.7% 2nd Half: 2-7 28.6% Game: 33.3% REBOUNDS
 F Throw % 1st Half: 5-5 100% 2nd Half: 11-13 84.6% Game: 88.9% 1

Officials: Ray Natili, Keith Kimble, Chance Moore
 Technical fouls: Oklahoma St.-None. Texas-None.

Score by Periods	1st	2nd	Total
Oklahoma St.	27	30	57
Texas	38	31	69

Feb. 27, 2019 ► United Supermarkets Arena (Lubbock, Texas) ► Att. 12,248	
OKLAHOMA STATE	80
11/11 TEXAS TECH	84

VISITORS: Oklahoma State 10-18 (3-12 Big 12)

#	Player	tot-fg		3-pt		rebounds										fta	of	de	tot	pf	tp	a	to	blk	s	min
		fg	fga	fg	fga	ft	fta	of	de	tot	pf	tp	a	to	blk											
04	Dziagwa, Thomas	*	7	12	6	9	0	0	0	6	6	4	20	4	3	0	0	0	44							
12	McGriff, Cameron	*	2	11	0	4	4	3	8	11	3	8	2	2	0	1	1	43								
13	Likelele, Isaac	*	2	7	0	1	3	1	3	4	3	7	3	3	0	1	1	28								
14	Anel, Yor	*	1	2	0	0	1	2	0	4	5	3	0	2	1	0	15									
21	Waters, Lindy	*	9	18	7	10	1	1	1	3	4	4	26	2	0	0	1	44								
01	Jones, Curtis	4	13	3	7	0	0	1	2	3	4	11	1	1	0	0	37									
05	Demuth, Duncan	0	0	0	0	0	0	0	0	0	0	0	0	0	0	0	2									
31	Mitchell, Dee	1	1	1	1	2	3	0	0	0	4	5	0	0	0	0	12									
Team		1 2 3																								
Totals.....		26	64	17	32	11	13	6	28	34	27	80	12	11	1	3	225									

TOTAL FG% 1st Half: 9-28 32.1% 2nd Half: 15-29 51.7% Game: 40.6% DEADBALL
 3-PT FG% 1st Half: 7-15 46.7% 2nd Half: 9-14 64.3% Game: 53.1% REBOUNDS
 F Throw % 1st Half: 2-2 100% 2nd Half: 5-6 83.3% Game: 84.6% 2

HOME TEAM: Texas Tech 23-5 (11-4 Big 12)

#	Player	tot-fg		3-pt		rebounds		fta	of	de	tot	pf	tp	a	to	blk	s	min
		fg	fga	fg	fga	ft	fta											
11	Tariq Owens	*	7	10	0	0	2	3	4	2	6	4	16	0	1	2	1	32
13	Matt Mooney	*	3	11	0	4	0	0	0	2	2	1	6	6	0	0	1	41
23	Jarrett Culver	*	7	22	1	5	4	5	3	7	10	2	19	1	2	0	2	38
25	Davide Moretti	*	3	4	2	2	12	12	0	3	3	20	1	2	0	0	38	
32	Norense Odiase	*	4	4	0	0	2	1	7	8	0	8	0	0	0	1	20	
00	Kyler Edwards	0	4	0	4	4	4	0	4	4	2	4	1	0	0	0	19	
01	Brandone Francis	1	5	0	2	2	4	0	4	4	3	4	2	0	1	0	24	
03	Deshawn Coprew	3	7	0	2	1	2	1	2	3	1	7	0	1	1	0	13	
Totals.....			28	67	3	19	25	32	12	32	44	16	84	11	7	4	5	225

TOTAL FG% 1st Half: 14-35 40.0% 2nd Half: 10-23 43.5% Game: 41.8% DEADBALL
 3-PT FG% 1st Half: 2-10 20.0% 2nd Half: 1-7 14.3% Game: 15.8% REBOUNDS
 F Throw % 1st Half: 7-7 100% 2nd Half: 13-19 68.4% Game: 78.1% 6

Officials: Tom Eades, Kelly Self, Jeb Hartness
 Technical fouls: Oklahoma State-None. Texas Tech-None.

Score by Periods	1st	2nd	OT	Total
Oklahoma State	27	44	9	80
Texas Tech	37	34	13	84

Feb. 18, 2019 ► Gallagher-Iba Arena (Stillwater, Okla.) ► Att. 5,900	
TCU	61
OKLAHOMA STATE	68

VISITORS: TCU (17-9; 5-8 Big 12)

#	Player	fg	fga	3-pt	fga	3-pt	fga	fta	of	de	tot	pf	tp	a	to	blk	s	min
15	MILLER, JD	f	4	6	0	1	3	0	6	6	3	11	0	3	2	0	35	
21	SAMUEL, Kevin	c	2	4	0	0	0	2	5	7	4	4	0	0	5	0	29	
01	BANE, Desmond	g	8	15	3	8	0	0	1	6	7	4	19	0	3	0	1	40
05	DAVIS, Kendrick	g	2	12	0	2	2	2	2	4	4	6	3	4	0	0	32	
25	ROBINSON, Alex	g	7	13	2	5	3	4	0	4	0	19	5	3	0	1	38	
22	NEMBARD, RJ	0	2	0	2	2	0	4	4	3	2	0	1	0	1	0	22	
34	BARLOW, Russell	0	1	0	0	0	1	0	1	1	1	0	0	0	0	0	4	
	Team	2 2																
	Totals.....	23	53	5	18	10	11	7	27	34	19	61	8	14	7	3	200	

TOTAL FG% 1st Half: 12-28 42.9% 2nd Half: 11-25 44.0% Game: 43.4% DEADBALL
 3-PT FG% 1st Half: 2-9 22.2% 2nd Half: 3-9 33.3% Game: 27.8% REBOUNDS
 F Throw % 1st Half: 4-4 100% 2nd Half: 6-7 85.7% Game: 90.9% 0

HOME TEAM: Oklahoma (12-2, 1-1 Big 12)

#	Player	fg	tot fg	3-pt	fg	tot fg	ft	tot ft	rebounds	pf	tp	a	to	blk	s	min		
12	McGriff, Cameron	f	0	7	0	3	4	4	3	3	6	0	4	2	3	0	32	
14	Anel, Yor	f	2	6	0	0	0	2	2	4	3	4	2	2	5	0	27	
04	Dziagwa, Thomas	g	8	14	6	11	1	2	0	3	3	4	23	2	1	0	39	
13	Likekele, Isaac	g	4	10	1	1	4	5	2	3	5	1	13	3	0	2	29	
21	Waters, Lindy	g	4	10	3	6	3	3	0	7	7	2	14	4	1	0	1	38
01	Jones, Curtis	3	9	1	4	0	1	2	3	1	7	1	0	1	0	2	25	
05	Demuth, Duncan	1	2	0	0	1	2	2	1	3	2	3	0	0	0	0	10	
	TOTAL.....		22	58	11	25	13	16	11	24	35	13	68	14	5	6	200	



BROADCAST SPOT CHART




1 CURTIS JONES

6-4 • 185 • Jr • G
Richmond, Va.




4 THOMAS DZIAGWA

6-4 • 180 • Jr • G
Temple Terrace, Fla.



5 DUNCAN DEMUTH

6-8 • 210 • Fr • F
Seminole, Fla.




12 CAMERON McGRIFF

6-7 • 220 • Jr • F
Grand Prairie, Texas



13 ISAAC LIKEKELE

6-4 • 210 • Fr • G
Arlington, Texas




14 YOR ANEI

6-10 • 225 • Fr • F
Overland Park, Kan.



21 LINDY WATERS

6-6 • 210 • Jr • G
Norman, Okla.



24 LUKE MAJOR

6-7 • 200 • Fr • G
Edmond, Okla.



31 DEE MITCHELL

6-2 • 190 • Fr • G
Jefferson, Texas



33 TREY REEVES

6-4 • 220 • Jr • F
Gans, Okla.



35 TANNER TAYLOR

6-1 • 170 • Jr • G
Emporia, Kan.



40 CADE WAGNER

6-6 • 185 • Fr • F
Dallas, Texas



44 GABE SIMPSON

6-3 • 208 • Fr • G
Jay, Okla.



54 J.K. HADLOCK

6-1 • 185 • Jr • G
Fairfax, Okla.



MIKE BOYNTON

Head Coach