

EASTERN MICHIGAN MEN'S BASKETBALL

1988, 1991, 1996 and 1998 MAC Tournament Champions • 1991 NCAA "Sweet 16" Appearance
1988, 1991, 1996, and 1998 MAC Regular Season Champions • 2012 MAC West Division Champions

Game 13 ■ Dec. 29, 2018 ■ 1 p.m. CT ■ Lawrence, Kan. ■ Fogg Allen Fieldhouse (16,300)



Eastern Michigan Eagles

6-6 (0-0 Mid-American Conference)
Head Coach: Rob Murphy (Central State, 1996)

VS



No. 5 Kansas Jayhawks

10-1 (0-0 Big 12 Conference)
Head Coach: Bill Self (Oklahoma State, 1985)

#EMUHoops

GAME INFORMATION

Date:	Saturday, Dec. 29, 2018
Tipoff:	1 p.m. CT
Site:	Lawrence, Kan.
Arena:	Allen Fieldhouse
Radio:	WEMU (89.1) Chad Bush (pxp), Kyler Ludlow (analyst)
Television:	Jayhawk TV/ESPN+ Dave Armstrong (pxp), Nick Bahe (analyst)
Live Stats:	EMUEagles.com/livestats
Series:	First Meeting
Last Meeting:	

COACHING STAFF

Head Coach	Rob Murphy
Overall Record	135-116
Record at EMU	135-116
MAC Record at EMU	61-61
Associate Head Coach	Kevin Mondro
Assistant Coach	Matt Cline
Assistant Coach	Jimmy Wooten
Director of Operations	LaKita Gantz
Asst. Sports Performance Coach	Sean Conaty
Video Coordinator	Brad Showalter
Athletic Trainer	Brad Watson
Graduate Assistants	Andrew Kang, Zack VerHulst

MEDIA RELATIONS OFFICE

Asst. Director/MBB Contact	Kyler Ludlow
Office Phone	734.487.0318
Cell Phone	937.489.4744
E-mail	kludlow1@emich.edu
Assoc. AD/Media Relations	Greg Steiner
Assistant Director	Katie Gonzales
Graduate Assistant	Maddie Heaps

SOCIAL MEDIA CORNER

Twitter	@EMUHoops @EMUAthletics #EMUEagles @robmurphyEMU @brdcstrkl
Instagram	@EMUMBB @EMUAthletics
Facebook	/EMUAthletics /EMUMBB

EMU PROBABLE STARTERS AND ROSTER

Starters Season Totals

No.	Name	Pos.	Ht.	Wt.	Cl.	GP/GS	PPG	RPG	APG	MIN.
2	James Thompson IV	F/C	6-10	240	Sr.	12/11	9.8	9.4	0.5	27.7
5	Elijah Minnie	G/F	6-9	200	R-Sr.	10/8	11.5	4.1	1.4	26.7
10	Malik Ellison	G	5-8	170	So.	9/1	2.8	0.9	1.4	11.3
21	Kevin McAdoo	G	6-2	162	So.	11/1	8.3	0.6	1.2	17.1
31	Ty Groce	F	6-7	195	R-Fr.	12/6	6.2	3.9	1.4	19.4

Off the Bench

0	Jorden Peterson	G	6-4	174	R-Fr.	5/0	1.0	0.0	0.8	3.0
1	Daivon Stephens	F	6-6	206	Fr.	9/0	1.3	1.2	0.4	7.6
3	Paul Jackson	G	6-2	175	R-Sr.	12/11	12.6	2.1	4.1	30.5
12	Boubacar Toure	C	6-11	241	R-Jr	11/10	10.4	8.4	0.1	26.3
20	Bud Jones	F	6-8	250	So.	7/0	2.6	1.3	0.0	6.3
22	Tariq Silver	G	6-5	202	R-Fr.	8/0	3.1	0.6	0.4	6.9
23	Damari Parris	G	6-1	157	Jr.	11/11	5.0	2.1	2.7	21.0
25	Andre Rafus Jr.	G/F	6-9	178	Fr.	5/0	2.2	0.8	0.0	8.8
30	Jalen King	F	6-10	195	So.	10/1	1.8	1.5	0.6	8.0
32	Isaiah Green	F	6-7	200	Jr.	9/0	2.3	2.2	0.2	7.1
33	Derek Ballard Jr.	F	6-8	220	R-Fr.	6/0	0.5	1.2	0.0	3.7

EASTERN MICHIGAN STORYLINES, STREAKS AND SIDEBARS

LAWRENCE, Kan. -- The Eastern Michigan University men's basketball team wraps up its non-conference slate Saturday, Dec. 29, as it travels to the University of Kansas to take on the No. 5 ranked Jayhawks at 1 p.m. CT at historic Fogg Allen Fieldhouse.

The Eagles evened their record at 6-6 on the season thanks to a home win over Siena Heights, Dec. 22, while the Jayhawks, are coming off their first loss of the season at No. 18 Arizona State, on the same day.

The game will be broadcast on Jayhawk TV / ESPN+ with **Dave Armstrong** on play-by-play, **Nick Bahe** providing analysis, and Kennetra Pulliams serving as sideline reporter. Eastern fans can also listen to **Chad Bush** and **Kyler Ludlow** on WEMU 89.1. Additional coverage can be found by following @EMUHoops on Twitter, and through live stats at EMUEagles.com.

ANOTHER SHOWDOWN AGAINST THE TOP 5: Eastern Michigan is set to take on AP No. 5 Kansas after already taking on No. 1 Duke earlier in the season. A tough non-conference schedule is no stranger to head coach Rob Murphy, as this is the second time in his tenure the Eagles have taken on two teams in the top five (at No. 3 Kentucky, Nov. 27, 2013, and at No. 2 Syracuse, Dec. 31, 2013).

THAT'S MORE LIKE IT: After not recording a double-double in four straight games and having just two throughout his first 11 games, senior **James Thompson IV** moved from forward back to center and responded with 17 points and a season-best 16 rebounds against Siena Heights.



2018-19 SCHEDULE/RESULTS

Nov. 6	ROCHESTER	ESPN3	W, 77-67
Nov. 9	DREXEL#	ESPN3	W, 66-62
Nov. 11	GOSHEN#	ESPN3	W, 97-74
Nov. 14	at No. 1 Duke	ESPN3	L, 46-84
Nov. 17	BOSTON#	ESPN3	W, 80-62
Nov. 19	at Rutgers#	ESPN3	L, 36-63
Nov. 24	DETROIT MERCY	ESPN3	L, 74-78
Nov. 26	at TCU	ESPN3	L, 69-87
Dec. 1	at Northeastern	ESPN3	L, 67-81
Dec. 8	CENTRAL STATE	ESPN3	W, 105-53
Dec. 19	UC IRVINE	ESPN3	L, 48-52
Dec. 22	SIENA HEIGHTS	ESPN3	W, 90-72
Dec. 29	at No. 5 Kansas	ESPN3	1 p.m. CT
Jan. 4	BUFFALO*	ESPN3	9 p.m.
Jan. 8	at Ball State	ESPN3	7 p.m.
Jan. 12	KENT STATE*	ESPN3	12 p.m.
Jan. 15	at Akron*	ESPN3	7 p.m.
Jan. 19	at Buffalo*	ESPN3	7 p.m.
Jan. 22	BOWLING GREEN*	ESPN3	7 p.m.
Jan. 26	at Western Michigan*	ESPN3	2 p.m.
Jan. 29	at Central Michigan*	ESPN3	7 p.m.
Feb. 2	MIAMI*	ESPN3	12 p.m.
Feb. 9	NORTHERN ILLINOIS*	ESPN3	2 p.m.
Feb. 12	OHIO*	ESPN3	7 p.m.
Feb. 16	at Kent State*	ESPN3	7 p.m.
Feb. 19	TOLEDO*	ESPN3	7 p.m.
Feb. 23	WESTERN MICHIGAN*	ESPN3	2 p.m.
Feb. 26	CENTRAL MICHIGAN*	ESPN3	7 p.m.
Mar. 2	at Northern Illinois*	ESPN3	7 p.m.
Mar. 5	BALL STATE	ESPN3	7 p.m.
Mar. 8	at Toledo	ESPN3	7 p.m.
Mar. 11	vs. MAC First Round%	ESPN3	TBA
Mar. 14	MAC Quarterfinals\$	ESPN3	TBA
Mar. 15	MAC Semifinals\$	ESPN3	TBA
Mar. 16	MAC Championship\$	ESPN2	TBA

* - Mid-American Conference game;

- Hub City Classic;

% - MAC Tournament First Round (campus sites);
\$ MAC Tournament (Quicken Loans Arena - Cleveland, Ohio)
Home games in **BOLD CAPS**; All times are site times

PRONUNCIATION GUIDE

DAIVON Stephens	DAY-von
MALIK Ellison	muh-LEEK
BOUBACAR TOURE	BOO-buh-car TOR-ay
TARIQ Silver	tuh-REEK
Andre RAFUS Jr.	RAIF-uhs
Ty GROCE	GROSS



QUICK FACTS

University

Location	Ypsilanti, Mich.
Founded	1849
Enrollment	21,105
Nickname	Eagles
Colors	Green (PMS 349) and White
Arena (Capacity):	Convocation Center (8,754)
Conference	Mid-American
President	Dr. James M. Smith
VP/Director of Athletics	Scott Wetherbee

Coaching Staff

Head Coach	Rob Murphy
Alma Mater	Central State, 1996
Record at EMU	135-116
Career Record	135-116
Associate Head Coach	Kevin Mondro
Assistants	Matt Cline Jimmy Wooten
Assistant Sports Performance	Sean Conaty
Graduate Assistant	Andrew Kang Brad Showalter

Team Information

2017-18 Record	22-13
2017-18 MAC Record	11-7
2017-18 H/A/N Record	22-13/7-9/1-1
Starters Returning/Lost	4/1
Letterwinners Returning/Lost	10/2
Newcomers	4

Program History

All-Time Record	1,289-1,299
MAC Record	329-415
MAC Regular Season Titles	4 (1988, 91, 96, 98)
MAC West Titles	1 (2012)
MAC Tournament Titles	4 (1988, 91, 96, 98)
NCAA Appearances	4 (1988, 91, 96, 98)
NCAA Record	3-4

Media Relations

Basketball Contact	Kyler Ludlow
Office	734.487.0317
Mobile	937.489.4744
E-mail	kludlow@emich.edu
Press Row	734.484.0612 / 0637
Website	EMUEagles.com



ROB MURPHY

HEAD COACH ~ EIGHTH SEASON AT EMU
CENTRAL STATE, 1996

The 2018-19 campaign will mark Head Coach Rob Murphy's eighth season at the helm of the Eastern Michigan University men's basketball program.

In seven seasons since arriving from Syracuse University, Murphy has made great strides at EMU. Through his first seven seasons, he has accumulated a record of 129-110.

2017-18 saw the Eagles reach tremendous heights, finishing with an overall record of 22-13, an 11-7 mark in Mid-American Conference play, a trip to the MAC Tournament semi-finals, and an appearance in the Collegelinsider.com Tournament. The team's success was highlighted on the court by James Thompson IV, who was named All-MAC First Team, as well as All-MAC Defensive Team. Tim Bond was named the conference's MAC Defensive Player of the Year, while Elijah Minnie (3rd team), and Paul Jackson (Honorable Mention), also earned all-league honors. Thompson became just the third player to join the 1,000 point, 1,000 rebound club, while Bond became the all-time steals leader (238) and joined the 1,000 point club in his swansong.

The 2016-17 season saw the Eagles finish 16-17 overall and 7-11 in Mid-American Conference play. Sophomore James Thompson IV highlighted a spectacular season on the court with an All-MAC Second Team nod to go along with Academic All-MAC and MAC Distinguished Scholar Athlete honors. Junior Tim Bond was named to the Mid-American Conference All-Defensive team for the second consecutive season, while senior Raven Lee set the new single-game scoring record with 50 points at Central Michigan (Feb. 28).

In the 2015-16 campaign, the Detroit, Mich. native helped James Thompson IV to earn the Mid-American Conference Freshman of the Year award. Thompson is just the EMU student-athlete to earn the award in men's basketball. Thompson was also named All-MAC Second Team after recording the third-most single season rebounds (352) in EMU history, along with the second-best single-season field goal percentage (.645) at Eastern, while Raven Lee nabbed All-MAC Honorable Mention accolades. Additionally, Tim Bond was named to the inaugural All-MAC Defensive Team after completing the season with the second-most steals (67) in a single season. As a team, Murphy's defensive philosophy continued to shine as the squad set a single season record in steals (312) and steals per game (9.5). In addition to its defensive prowess, the Eagles had an extremely successful offensive year as well, especially when it came to getting to the free throw line. EMU attempted the second-most free throws (854) in school history, while shattering the free throws made (616) record by 22 makes.

The Green and White saw its second-straight 20-or-more win season during the 2014-15 campaign as Murphy led the Green and White to a 21-14 mark on the year, capped by his second win over a Big Ten opponent when the Eagles knocked off the University of Michigan, Dec. 9, inside the Crisler Center in Ann Arbor, Mich. It was just the third time in EMU history that the Green and White have knocked off the Maize and Blue. In addition, Eastern made it to its second-straight postseason tournament when the Eagles qualified for the College Basketball Invitational (CBI). EMU held teams to a 38.6 field goal percentage, marking the 10th-best in NCAA Division I basketball during the 2014-15 season, while the Eagles saw one of its own make history for the second-straight season. Thus far, Murphy has coached a trio of All-MAC Third Team award winners, in addition to a pair of All-MAC Honorable Mention student-athletes.

At the conclusion of the 2013-14 season after guiding the Eagles to a 22-15 record and the semifinals of the Mid-American Conference Tournament, Murphy was named a finalist for the Ben Jobe Award. The Eagles' 22 victories were the most since the 1996-97 season and tied for fourth-most

in EMU history. Under Murphy, EMU reached the second round of the Collegelinsider.com Tournament (CIT), marking the first time the Eagles had competed in postseason play since the 1997-98 season. During the historic season, the Eagles led the nation in field goal percentage defense behind the 2-3 zone Murphy implemented upon arriving at EMU. In addition to the team

success, Murphy coached Da'Shonte Riley into becoming Eastern's first ever MAC Defensive Player of the Year during the 2013-14 campaign. Along with Riley's award, Karrington Ward was named All-MAC Third Team, while Lee scored the most points by an EMU freshman with 380.

In Murphy's second season at EMU, the Eagles registered a 47-44 victory against Purdue. It was the first time since the 1996-97 season that EMU had beaten a Big Ten opponent. During the 2012-13 campaign, the Eagles used their stingy defense to beat Northern Illinois, 42-25. In that contest, the Huskies scored just four points in the first half and converted on 8-of-61 field goals, including holding NIU to just 1-of-33 3-pointers in the game. The Huskies 13.1 percent field goal percentage was the lowest in NCAA history since the shot clock was implemented. The season concluded with EMU winning two games in the MAC Tournament for the first time since the 1997-98 season to reach the quarterfinals.

After Murphy was hired on April 21, 2011, he and his staff worked tirelessly to implement his defensive philosophy and begin the process of reviving the EMU men's basketball program. During Murphy's inaugural season, 2011-12, the Eagles won Eastern's first-ever MAC West Division Championship.

For his efforts in leading the team to that West championship, Murphy was named MAC Coach of the Year and Co-Coach of the Year in the NCAA District 14 Division I ranks by the National Association of Basketball Coaches.

Coach Murphy has been on the staff of two outstanding college basketball programs and was also a highly successful high school head coach in Detroit, leading Crockett to the Class B State Championship in 2000-01 and was the associate head coach on the staff of the Detroit Central High School team that won the Class A state title in 1997-98.

Murphy took over the EMU job with a strong understanding of high school basketball in the state of Michigan. He spent six years coaching in the Detroit Public School League (1996-2002), four as the head boys basketball coach at Detroit Crockett Technical High School.

A graduate of Central State University in Wilberforce, Ohio, Murphy was a two-year starter on the basketball team and the team's Defensive Player of the Year as a senior.

After graduating from Central State, Murphy returned to his hometown of Detroit to begin his coaching career at Detroit Central High School as the associate head coach in 1996-98. Central won the state Class A championship in 1997-98 after finishing runner-up in 1996-97.

Murphy then moved over to become the head boys basketball coach at Crockett H.S. and after his first team posted a 5-13 mark, the Rockets improved to win three consecutive Class B District titles and captured the state championship in 2000-01. His Crockett teams had a 64-27 record and he was named All-Metro Coach of the Year by the Detroit Free Press in 2000-01.

From Crockett, Murphy joined the Kent State University staff for two seasons, 2002-03 and 2003-04, and the teams turned in back-to-back 22-9 seasons on the way to two Mid-American Conference East Division crowns. Both teams were invited to the National Invitation Tournament (NIT).

After that successful two-year stint as an assistant for the Golden Flashes, Murphy joined Head Coach Jim Boheim's Syracuse University men's basketball program as an assistant. During his seven years on the staff, the Orange recorded a 180-67 overall record and played in the post season every year, with five NCAA appearances and two NIT stops.

A native of Detroit, Murphy attended Mumford High School where he lettered in both football and basketball, earning All-State honors in football.

He and his wife, TeNesha, have one son, Robert II (9) and a daughter, Ryann (6).

THE DIRTY HALF DOZEN: For just the second time in Head Coach **Rob Murphy's** tenure and the first time since Jan. 2, 2016, EMU had six players finish with 10-or-more points against Siena Heights.

Kevin McAdoo (18), **James Thompson IV** (17), **Paul Jackson** (13), **Ty Groce** (10), **Elijah Minnie** (10), and **Tariq Silver** (10), all finished in double figures.

ANOTHER NEW LOOK FIVE: Eastern Michigan has used six different starting lineups in its first 12 games, as the matchup against Siena Heights marked the fifth consecutive game with a new starting five. Sophomores **Malik Ellison** and **Kevin McAdoo** made their first starts of the 2018-19 season, while redshirt sophomore **Ty Groce** re-joined the first five.

Redshirt senior **Paul Jackson**, redshirt junior **Boubacar Toure**, and junior **Damari Parris** were relegated to the bench, while senior **James Thompson IV** and redshirt senior **Elijah Minnie** rounded out the rest of the starters against Siena Heights, Dec. 22.



2018-19 MAC Standings

WEST DIVISION

Team	Overall	MAC
Toledo	11-1	0-0
Central Michigan	10-2	0-0
Ball State	8-4	0-0
Northern Illinois	7-5	0-0
Eastern Michigan	6-6	0-0
Western Michigan	5-7	0-0

EAST DIVISION

Team	Overall	MAC
No. 21 Buffalo	11-1	0-0
Kent State	9-2	0-0
Ohio	7-4	0-0
Akron	7-5	0-0
Bowling Green	7-5	0-0
Miami	7-5	0-0

AROUND THE MAC:

Friday, Dec. 28

Albany at Kent State, 7 p.m.

Saturday, Dec. 29

Northern Illinois at Michigan State, 1 p.m.

Eastern Michigan at Kansas, 2 p.m.

Penn at Toledo, 2 p.m.

Delaware State at Ball State, 2 p.m.

Buffalo at Canisius, 7 p.m.

Sunday, Dec. 30

IU-South Bend at Central Michigan, 1 p.m.

Evansville at Miami, 1 p.m.

Florida International at Ohio, 2 p.m.

Carnegie Mellon at Akron, 2 p.m.

Tennessee Martin at Bowling Green, 2:30 p.m.

UC Riverside at Western Michigan, 4 p.m.

Monday, Dec. 31

Oberlin at Kent State, 2 p.m.

Friday, Jan. 4

Ball State at Toledo, 7 p.m.

Buffalo at Eastern Michigan, 9 p.m.

Saturday, Jan. 5

Central Michigan at Miami, 2 p.m.

Northern Illinois at Ohio, 2 p.m.

Western Michigan at Akron, 2 p.m.

Bowling Green at Kent State, 7 p.m.

Guard	Guard	Forward	Forward	Center	Times Used
Jackson	Parris	Minnie	Thompson IV	Toure	5
Jackson	Parris	Groce	Thompson IV	Toure	3
Jackson	Parris	Minnie	Thompson IV	King	1
Parris	Jackson	Groce	Thompson IV	Toure	1
Parris	Jackson	Groce	Minnie	Toure	1
Ellison	McAdoo	Groce	Minnie	Thompson IV	1

ONCE IS NEVER ENOUGH: EMU is playing the University of Kansas for the first time in program history Saturday, Dec. 29, and is playing in the state of Kansas for just the second time ever.

Eastern played Wichita State University at Henry Levitt Arena Dec. 12, 1975, and came out on the losing side of the battle, 96-62. The then-Hurons were led by **Bob Riddle**, who had a double-double of 16 points and 11 rebounds, while **Daniel Hoff** poured in 15 and **Ken Brooks** added 10.

ALL-TIME VS. BIG 12: Eastern's showdown at Kansas marks just the fifth game for the Green and White against the Big 12 Conference in its 120-year history, holding an all-time record of 2-2. The Eagles fell to 0-2 against TCU earlier this season with an 87-69 setback in Fort Worth Nov. 26, adding to a loss against the Horned Frogs from Dec. 21, 1999.

Eastern's two wins came when it defeated Texas Tech as part of the Sierra Medical Center Sun Carnival in El Paso, Texas, 93-77, in the 1995-96 season, and also took down Baylor at the Connecticut Classic, 71-69, Jan. 11, 1975.

AGAINST RANKED TEAMS: During the **Rob Murphy** era of EMU hoops, the Eagles have taken on opponents ranked in the AP's Top 25 poll 11 times (Duke x2, Kentucky, Louisville, Michigan, Michigan State, UMass, and Syracuse x3).

Since the 1976-77 season, Eastern has played 43 games against Top 25 opponents and hold a record of 2-41.

LAST RANKED WIN: EMU's last victory over a ranked opponent in the regular season was a lifetime ago. Literally. No player on the current Eastern Michigan team was alive when the Green and White defeated No. 14-ranked Wisconsin in the Bowen Field House in Ypsilanti, Dec. 10, 1994.

CHASING DOWN THE REBOUND RECORD: Senior **James Thompson IV** is the NCAA's active career rebound leader with 1,216 during his three-plus seasons with Eastern. The Baton Rouge, La. native needs 210 boards to pass all-time EMU record holder **Kennedy McIntosh**. He is also first in the NCAA in active career double-doubles with 62 and trails McIntosh as EMU's all-time leader by 16.

IS MCADOO BACK(ADOO)?: Sophomore **Kevin McAdoo** started the season hot, averaging 9.9 points through the first four games he played, with the Eagles going 3-1 over that stretch. Over the next five games, however, Eastern went 1-4 while the shooting guard put up just 4.8 points per game.

The sophomore bust out for his best performance of the season against Siena Heights, dropping in 18 points on 6-of-12 shooting from the floor and 3-of-7 from behind the three-point line.

EMU All-Time In Overtime

All-time Record in Overtime	30-31
All-time Record in Double Overtime	4-9
All-time Record in Triple Overtime	1-1

EMU Last 35 Overtime Games

Date	Opponent	OT	Result
1-6-18	vs. Bowling Green	OT	L, 71-75
11-29-17	at North Florida	OT	L, 81-84
3-9-15	vs. Miami	OT	W, 62-61
1-10-15	at Miami	OT	L, 81-82
1-7-15	vs. Ball State	OT	L, 59-60
12-21-13	at Oakland	OT	W, 81-79
2-1-12	at Miami	OT	L, 57-62
1-11-12	vs. Western Michigan	OT	W, 62-59
12-11-10	vs. Detroit	OT	L, 65-68
3-8-09	at Ball State	OT	W, 55-53
12-29-07	at Texas A&M-C.C.	OT	L, 72-75
3-2-07	at Central Michigan	OT	W, 87-63
3-4-06	vs. Ball State	OT	L, 77-89
1-7-06	at Miami	OT	L, 59-64
3-6-04	vs. Bowling Green	OT	W, 78-75
2-19-03	at Ohio	OT	W, 76-73
2-15-03	vs. Northern Illinois	OT	L, 68-70
2-9-02	vs. Northern Illinois	OT	L, 85-90
1-19-00	vs. Akron	OT	L, 81-89
12-30-99	vs. Detroit	OT	W, 82-80
1-20-99	vs. Central Michigan	OT	W, 56-53
11-28-98	at Colorado State	OT	L, 73-78
3-3-98	vs. Ball State	OT	W, 98-92
12-17-97	at Michigan	OT	W, 89-83
12-29-96	vs. Idaho	OT	W, 81-71
1-20-98	vs. Ball State	OT	W, 109-102
1-18-95	at Bowling Green	OT	L, 88-90
12-6-93	at Wisconsin-Mil.	OT	W, 102-94
1-27-93	vs. Miami	OT	L, 62-69
2-26-92	vs. Kent State	OT	W, 67-65
3-17-91	vs. Penn State	OT	W, 71-68
3-9-91	vs. Bowling Green	OT	W, 72-66
1-30-91	vs. Kent State	OT	L, 74-81
12-7-90	vs. American Univ.	OT	W, 92-83
2-24-90	vs. Bowling Green	OT	L, 60-65
1-24-90	vs. Central Michigan	OT	W, 71-70
1-6-90	at Kent State	OT	L, 78-82

EMU All-Time Multiple Overtime Games

Date	Opponent	OT	Result
11-11-16	at Pittsburgh	2OT	L, 90-93
1-23-16	vs. Ball State	2OT	L, 87-88
2-20-14	at Northern Illinois	2OT	L, 59-61
3-11-10	vs. Akron	2OT	L, 89-97
1-13-09	vs. Central Michigan	2OT	W, 84-77
3-5-05	at Toledo	2OT	L, 70-78
2-6-02	at Western Michigan	2OT	L, 94-101
1-8-00	at Ball State	3OT	W, 98-93
12-21-99	at TCU	2OT	L, 101-107
2-28-96	vs. Ohio	2OT	W, 81-77
1-3-96	vs. Toledo	2OT	W, 91-87
3-16-95	at Bradley	2OT	L, 85-86
12-5-89	vs. Missouri	2OT	L, 75-77
12-8-84	vs. Cleveland St.	2OT	W, 109-105
12-9-83	vs. Lamar	3OT	L, 70-78

MINNIE RISING: Redshirt senior **Elijah Minnie** has seen his production rise over the past four games, scoring 24, 16, 15, and 10 points respectively in that time. The forward has shot 41.5 percent from the floor and 31.4 percent from downtown in the last four games.

SWIPER NO SWIPING: The Eagles are having a "down" season compared to previous years in the defense category, currently ranking fourth in the Mid-American Conference in scoring defense (69.6 ppg), and coming in sixth in defensive field goal percentage (42.9) after leading both categories in 2017-18.

In fact, after leading the league in steals by nearly 50 a season ago, Eastern is currently second in the MAC in steals per game (8.0) and total steals (96).

TURNOVER CITY: Though not having as many steals this season, Eastern is still forcing opponents into plenty of turnovers. EMU's opponents have been forced into 15-or-more turnovers seven times this season, including in its most recent game against Siena Heights, Dec. 22. The Saint's 22 turnovers tied a season-best set against Central State, Dec. 8.

THREE-POINT WOES: Eastern Michigan has had two-fold troubles at the three-point line this season, shooting just 27.3 percent from downtown on offense, while allowing opponents to shoot 35.7 percent. In fact, the Eagles have made (66) three's and have allowed (117) so far in 2018-19.

THREE-POINT TROUBLES, CONT.: Eastern Michigan has yet to make double-digit three pointers in a game this season, yet has allowed opponents to make eight-or-more long-range shots in nine games this year. Only three, Duke, Boston, and UC Irvine have not.

ON THE HORIZON: With the non-conference portion of the schedule wrapped, Eastern Michigan welcomes the No. 21 ranked University at Buffalo to Ypsilanti for Friday night #MACtion, Jan. 4. The game is the first of two nationally televised games in the MAC season, as the Eagles and Bulls tip off at 9 p.m. on CBS Sports Network.

A MARK IN HISTORY: Redshirt junior **Boubacar Toure** followed up his 15-point, 15-rebound performance in the Eagles' opener against Rochester with another double-double, this time with 14 points and 11 rebounds in Eastern's win over Drexel.

By starting his career with back-to-back double-doubles, Toure solidified himself in the EMU record books. Only one other player in program history has ever accomplished the feat: all-time great **George Gervin**. Gervin netted 27 points and 15 rebounds in his debut, and followed it with a 16 points, 13 rebound performance in his second game.

SHARING THE SUGAR: The Eagles' offense was clicking on all cylinders against Central State, Dec. 8, finishing the game with 26 assists on 43 made shots. It marked the most assists for an EMU squad since Dec. 11, 2016 when it also had 26 against Siena Heights.

FIRST TIME FOR EVERYTHING: By coming off the bench at Northeastern, Dec. 1, EMU big man **James Thompson IV** missed the first start of his career. Limited to just 20 minutes because of a lingering injury, the Baton Rouge, La. native responded with 11 points and a team-high nine rebounds.

BOO IS BALLIN': Redshirt junior **Boubacar Toure** has made an immediate impact on the court, currently ranking first in the MAC in field goal percentage (68.6), tied for fourth inoffensive rebounds per game (3.1), third in blocks per game (1.8), and seventh in total rebounds per contest (8.4).

WELCOME TO THE BLOCK PARTY: After leading the Mid-American Conference in blocks in 2017-18, the Eagles' defense is back near the top of the conference standings in the early part of this season. EMU's 58 blocks is second in the league, while its average of 4.8 is also second. The Green and White are also currently in second in total steals with 96, and steals per game at 8.0.

THE AIR UP THERE: First-year big man **Boubacar Toure** registered his fourth double-double of the season at TCU Nov. 26, when he scored a season-high 20 points and grabbed 12 rebounds. The center shot 9-of-15 from the floor and connected on 5-of-7 chances at the charity stripe.

BREAKING THE GLASS CEILING: Eastern Michigan Director of Basketball Operations (DOBO) **Lakita Gantz** is one of just five women employed full-time by an NCAA Division I men's basketball team. Gantz is joined by Edniesha Curry (Maine, Assistant Coach), Sarah Judd (Oakland, DOBO), Katherine Palmer (Charlotte, DOBO), and Whitney Robison (Portland, DOBO).

DEFENSIVE SHOWDOWN: By holding UC Irvine to just 52 points Dec. 19, EMU set a new season-best for points allowed and lowered the team's defensive field goal percentage to 42.6 percent.

Unfortunately, Eastern's 48-point output against the Anteaters was its third-lowest offensive production of the season.

WHAT A SCHEDULE!: After taking on No. 1 Duke Nov. 14 and RV TCU, the Eagles still have one of their most daunting non-conference schedules of the **Rob Murphy** era in front of them. Waiting on the schedule is a trip to No. 5 Kansas, plus a home-and-home with No. 21 Buffalo.

BACK IN ACTION JACKSON: After starting the season with a career-high 27-point output, redshirt senior **Paul Jackson** came back the next game with a 20-point performance in the Eagles' win over Drexel. It marked the first time in the point guard's career that he went for 20 or more points in back-to-back games. He currently ranks fourth in the MAC in assists (4.2 apg) and 15th in scoring (13.4 ppg).

STACK UP THE PRESEASON HONORS: Senior **James Thompson IV** and redshirt senior **Elijah Minnie** were each named to the preseason All-MAC West Division Team. The conference honors were just a bow on what has been a preseason packed with honors for the frontcourt duo.

THE EASTERN BIG THREE: Eastern Michigan returns its top three scorers from a season ago in **Elijah Minnie** (16.8 ppg), **Paul Jackson** (14.9 ppg), and **James Thompson IV** (14.5 ppg). Those three alone accounted for nearly 65 percent of the scoring from last year's team that went 22-13.

EMU PICKED TO WIN THE MAC WEST: The Eastern Michigan University men's basketball team was selected to finish first in the MAC West Division for the 2018-19 campaign, the Mid-American Conference announced Tuesday, Oct. 27. The Eagles received 183 total points, trailing only Buffalo (210) for the overall conference lead. The Bulls led the way with votes for the MAC Tournament Champion (25), with Eastern (3), and Toledo (3) tying in a distant second place.

PRESEASON WATCH LISTS: EMU is the only Mid-American Conference school to have two players named to Naismith Starting Five teams, as senior **James Thompson IV** is a candidate for the Kareem Abdul-Jabbar Award and redshirt senior **Elijah Minnie** is a nominee for the Julius Erving Award.

HOME COURT ADVANTAGE: Eastern Michigan has won 97 of its 124 home games during the **Rob Murphy** era of Eagles' basketball. EMU has racked up a solid home-court advantage inside the friendly confines of the Convocation Center since the doors opened during the 1998-99 campaign, winning 63.1 percent of the contests played in the building, piling up a 190-120 all-time mark.

45TH MAC SEASON: The 2018-19 season will be the 45th for the Eagles in the Mid-American Conference. The first year of MAC play for EMU was 1974-75 when the then-Hurons went 12-14 and 4-9 in league play.

Eastern has added three Mid-American Conference championships to its shelf: 1987-88, 1990-91 and 1995-96. Additionally EMU captured the tournament title in 1997-98.

EMU's Record

	2018-19	Under Murphy
At home	6-2	98-29
On the road	0-4	31-80
At neutral sites	0-0	6-7
In overtime	0-0	3-7
In MAC games	0-0	61-61
In MAC tournament	0-0	10-7
In non-conference games	6-6	71-53
In the postseason	0-0	1-3
In games decided by...		
5 points or less	1-2	33-35
6-10 points	1-0	23-24
11 points or more	4-4	76-56
Leading at the half		
Trailing at the half	0-4	22-86
Tied at the half	0-0	7-6
Shooting 45% or better		
Shooting less than 45%	0-4	60-100
Opp. 45% or better	1-3	19-61
Opp. less than 45%	4-3	114-53
Shooting better than opp.	6-1	112-24
Shooting worse than opp.	0-5	20-90
Shooting the same	0-0	0-1
Outrebounding opp.		
Opp. outrebounds EMU	0-4	47-87
Rebounds are tied	0-0	7-3
70% or better on FT		
Less than 70% on FT	2-5	51-67
More FT att. than opp.	5-4	95-23
Fewer FT att. than opp.	1-2	28-89
Same FT att. as opp.	0-0	8-3
40% or better on 3PT		
Less than 40% on 3PT	4-6	89-91
More turnovers than opp.		
Less turnovers than opp.	4-1	102-58
Same turnovers as opp.	1-1	7-7
Scoring 80 or more points		
Scoring 70-79 points	1-1	36-15
Scoring 60-69 points	1-2	29-34
Scoring 50-59 points	0-0	20-34
Scoring less than 50 points	0-3	7-21
Allowing 80 or more points		
Allowing 70-79 points	2-1	15-41
Allowing 60-69 points	3-1	39-26
Allowing less than 60 points	1-1	71-10

2018-19 EMU Specialty Stats

EMU FG% at home	49.3
EMU FT% at home	69.3
EMU 3-Pt. % at home	27.7
EMU FG% on road	39.0
EMU FT% on road	43.5
EMU 3-Pt. % on road	26.1
EMU Point average at home	79.6
EMU Point average on road	54.5
Largest Lead in a Game	52
Largest Halftime Lead	27
Largest Halftime Deficit	35
Largest deficit overcome to win	6
Largest lead surrendered in loss	14

2018-19 Bench Scoring (EMU/OPP)

vs. Rochester	2/19
vs. Drexel	14/13
vs. Goshen	49/37
at Duke	19/30
vs. Boston	15/21
at Rutgers	21/8
vs. Detroit Mercy	23/20
at TCU	7/45
at Northeastern	18/11
vs. Central State	54/26
vs. UC Irvine	18/18
vs. Siena Heights	29/23
at Kansas	--/--
vs. Buffalo	--/--
at Ball State	--/--
vs. Kent State	--/--
at Akron	--/--
at Buffalo	--/--
vs. Bowling Green	--/--
at Western Michigan	--/--
at Central Michigan	--/--
vs. Miami	--/--
vs. Northern Illinois	--/--
at Ohio	--/--
at Kent State	--/--
vs. Toledo	--/--
vs. Western Michigan	--/--
vs. Central Michigan	--/--
at Northern Illinois	--/--
vs. Ball State	--/--
at Toledo	--/--
MAC First Round	--/--
MAC Quarterfinals	--/--
MAC Semifinals	--/--
MAC Final	--/--
TOTAL	197/227

TELEVISION ROSTER **E**



0 - Jorden Peterson - 6-4 - 175
Fr. - Guard



1 - Daivon Stephens - 6-6 - 206
Fr. - Forward



2 - James Thompson IV - 6-10 - 241
Sr. - Forward/Center



3 - Paul Jackson - 6-2 - 178
R-Sr. - Guard



5 - Elijah Minnie - 6-9 - 212
R-Sr. - Forward



10 - Malik Ellison - 5-8 - 170
So. - Guard



12 - Boubacar Toure - 6-11 - 241
R-Jr. - Center



20 - Bud Jones - 6-8 - 265
So. - Forward




21 - Kevin McAdoo - 6-2 - 162
So. - Guard



22 - Tariq Silver - 6-5 - 202
So. - Guard



23 - Damari Parris - 6-1 - 157
Jr. - Guard



25 - Andre Rafus Jr.
Fr. - Guard/Forward



30 - Jalen King - 6-9 - 215
So. - Forward



31 - Ty Groce - 6-7 - 207
R-So. - Forward



32 - Isaiah Green - 6-7 - 204
Sr. - Forward



33 - Derek Ballard Jr. - 6-8 - 229
R-Fr. - Forward

2018-19 EMU ROSTER

No.	Name	Pos.	Ht.	Wt.	Cl.-El.	Hometown-High School (Previous College)
0	Jorden Peterson	G	6-4	175	So.-Fr.	Detroit, Mich.-CMA
1	Daivon Stephens	F	6-6	206	Fr.-Fr.	Pittsburgh, Pa.-Penn Hills Senior
2	James Thompson IV***	F/C	6-10	241	Sr.-Sr.	Baton Rouge, La.-Parkview Baptist
3	Paul Jackson*	G	6-2	178	Gr.-Sr.	Stone Mountain, Ga.-Martin Luther King Jr. (Eastern Kentucky)
5	Elijah Minnie*	G/F	6-9	212	Gr.-Sr.	Pittsburgh, Pa.-Lincoln Park (Robert Morris)
10	Malik Ellison*	G	5-8	170	So.-So.	Flint, Mich.-Beecher
12	Boubacar Toure	C	6-11	241	Gr.-Jr.	Dakar, Senegal-Phase One Academy (Grand Canyon)
20	Bud Jones*	F	6-8	265	So.-So.	Anderson, S.C.-TL Hanna
21	Kevin McAdoo*	G	6-2	167	So.-So.	Pontiac, Mich.-West Bloomfield
22	Tariq Silver	G	6-5	202	So.-Fr.	Clarksville, Tenn.-Northwest
23	Damari Parris	G	6-1	157	Jr.-Jr.	Bowie, Md.-Evelyn Mack Academy (Trinity Valley CC)
25	Andre Rafus Jr.	G/F	6-9	178	Fr.-Fr.	Baltimore, Md.-Reach Partnership at Lake Clifton
30	Jalen King*	F	6-9	215	So.-So.	Pasco, Wash.-Kings Academy
31	Ty Groce*	F	6-7	207	Jr.-So.	Ypsilanti, Mich.-Lincoln
32	Isaiah Green*	F	6-7	204	Sr.-Sr.	Southfield, Mich.-Southfield (Lansing CC)
33	Derek Ballard Jr.	F	6-8	229	So.-Fr.	Southfield, Mich.-Southfield-Lathrup

Head Coach: Rob Murphy - eighth season

Associate Head Coach: Kevin Mondro

Assistant Coaches: Matt Cline, Jimmy Wooten

Dir. of Basketball Operations: LaKita Gantz

Assistant Sports Performance Coach: Sean Conaty

Video Coordinator: Brad Showalter

Graduate Assistants: Andrew Kang, Zack VerHulst

2017-18 LEAGUE LEADERS: EMU led the Mid-American Conference in steals per game (8.8) and blocks per game (6.2) in 2017-18, as well as defensive field goal percentage (40.7), and scoring defense (67.2). Eastern ranked third in the NCAA in blocks and seventh in steals per game, the only team in the country ranked in both top sevens.

Individually, **James Thompson IV** led five categories (double-doubles, defensive rebounds, offensive rebounds, total rebounds, and field goal percentage), while also finishing second in blocks per game (1.9) and 20th in scoring (15.3). **Elijah Minnie** ranked fifth in scoring with an average of 16.8 per game, third in blocked shots per game with a 1.9 average, and fourth in free throw shooting at 84.3 percent.

The EMU Record Book

Single-Game Points Scored

1.	Ray Lee (Feb. 28, 2017)	50
2.	Gary Tyson (March 2, 1974)	47
t-3.	Ray Lee (Feb. 2, 2016)	46
t-3.	Webster Kirksey (Dec. 20, 1952)	46
t-5.	Derrick Dial (Jan. 5, 1998)	45
t-5.	Earl Boykins (Feb. 21, 1998)	45

Single-Game Field Goals Made

1.	Webster Kirksey (Dec. 20, 1952)	22
t-2.	George Gervin (Dec. 8, 1971)	21
t-2.	Gary Tyson (March 2, 1974)	21

Single-Game Free Throws Made

1.	Andy Shepard (Jan. 6, 1955)	18
t-2.	George Gervin (Jan. 7, 1972)	17
t-2.	John Bowler (Feb. 22, 2006)	17

Single-Game Three-Pointers Made

t-1.	Ray Lee (Feb. 2, 2016)	9
t-1.	Derrick Dial (Jan. 5, 1998)	9
t-3.	Brad Soucie (March 18, 1988)	8
t-3.	Ellery Morgan (March 6, 1993)	8

Single-Game Rebounds

1.	Kareem Carpenter (March 8, 1995)	27
t-2.	Steve Ditchkoff (Dec. 17, 1965)	26
t-2.	Kareem Carpenter (Jan. 19, 1995)	26
t-4.	Kennedy McIntosh (Jan. 14, 1995)	25
t-4.	George Gervin (Jan. 22, 1972)	25

Single-Game Steals

1.	Michael Ross (Nov. 25, 2003)	9
t-2.	Tim Bond (March 4, 2016)	8
t-2.	Carlos Medlock (Nov. 10, 2006)	8

Single-Game Assists

1.	Harvey Marlatt (March 4, 1970)	18
2.	Earl Boykins (Feb. 28, 1998)	15
3.	Percy Cooper (March 1, 1986)	14
4.	Percy Cooper (Jan. 22, 1986)	13

Single-Game Blocked Shots

1.	Theron Wilson (Jan. 3, 1996)	8
----	------------------------------	---

Single-Game Home Attendance

1.	vs. Michigan (Dec. 9, 1998)	7,647
2.	vs. Central Michigan (Feb. 12, 2005)	5,423
3.	vs. Spring Arbor (Nov. 10, 2017)	4,767

Jorden PETERSON

G • 6-4 • So.-So. • Detroit, Mich. / CMA

MIN	FG	3FG	FT	REB	AST	PTS
3.0	100	100	100	0.0	0.8	1.0

Made collegiate debut at Duke University, Nov. 14

Two-year letterwinner at Communication and Media Arts High School in Detroit
First team All-PSL selection as well as a second team all-conference member as a senior

Daivon STEPHENS

F • 6-6 • Fr.-Fr. • Pittsburgh, Pa. / Penn Hills Senior

MIN	FG	3FG	FT	REB	AST	PTS
7.6	41.7	16.7	50.0	1.2	0.4	1.3

One of two freshman to join Eastern Michigan in 2018-19

Penn Hills Senior graduate played varsity for the Indians for three seasons
Averaged 18 points, 8.0 assists, and 7.0 rebounds per game during his senior season

James THOMPSON IV

F/C • 6-10 • Sr.-Sr. • Baton Rouge, La. / Parkview Baptist

MIN	FG	3FG	FT	REB	AST	PTS
27.7	63.3	20.0	47.1	9.4	0.5	9.8

Has two double-doubles in the first seven games and has led the team in rebounding in six
Named All-MAC First Team, NABC All-District 14 First Team, and All-MAC Defensive Team last year
Earned Preseason All-MAC West honors and a spot on the Kareem Abdul-Jabbar Award watchlist

Paul JACKSON

G • 6-2 • Gr.-Sr. • Stone Mountain, Ga. / Martin Luther King Jr. (Eastern Kentucky)

MIN	FG	3FG	FT	REB	AST	PTS
30.5	39.1	25.7	70.6	2.1	4.1	12.6

Averaged 14.9 points and 4.6 assists per game in his first season on the court for EMU
Named All-MAC Honorable Mention, Academic All-MAC, MAC All-Tournament Team in 2017-18
Scored a career-high 27 points in the 2018-19 opener against Rochester College

Elijah MINNIE

G/F • 6-9 • Gr.-Sr. • Pittsburgh, Pa. / Lincoln Park (Robert Morris)

MIN	FG	3FG	FT	REB	AST	PTS
26.7	36.3	24.6	88.9	4.1	1.4	11.5

Led the 2017-18 Eagles in scoring with 16.8 points per game

Named All-MAC Third Team at the end of the 2017-18 season

Named Preseason All-MAC West team and the Julius Irving Award preseason watchlist

Malik ELLISON

G • 5-8 • So.-So. • Flint, Mich. / Beecher

MIN	FG	3FG	FT	REB	AST	PTS
11.3	33.3	23.1	1.00	0.9	1.4	2.8

Four-time first team all-conference and three-time first team all-state honoree

Averaged 26.2 points per game and 5.1 assists on his way to earning Class C Player of the Year honors
First double-digit scoring effort at South Florida, Nov. 26, 2017 (11 points)

Boubacar TOURE

C • 6-11 • Gr.-Jr. • Dakar, Senegal / Phase One Academy (Grand Canyon)

MIN	FG	3FG	FT	REB	AST	PTS
26.3	67.6	---	48.6	8.4	0.2	10.4

Comes to EMU with two years of eligibility remaining after beginning his career at Grand Canyon

Posted back-to-back double-doubles to begin EMU career

Has three double-doubles on the season and is second on the team in rebounding

Bud JONES

F • 6-8 • So.-So. • Anderson, S.C. / TL Hanna

MIN	FG	3FG	FT	REB	AST	PTS
6.3	66.7	---	100	1.3	0.0	2.6

Three-year letterwinner for Barney Brown at TL Hanna High School

Had 1,001 career points and was a two-time all-region selection

Averaged 1.0 points and 1.0 rebounds in 24 games played as a freshman

Kevin MCADOO

G • 6-2 • So.-So. • Pontiac, Mich. / West Bloomfield

MIN	FG	3FG	FT	REB	AST	PTS
17.1	47.3	41.2	63.6	0.6	1.2	8.3

Four-year letterwinner at West Bloomfield High School, third team all-state honoree

Averaged 25 points, five assists and five rebounds per game as a senior, leading his team to the final four

Put up 4.6 points per game and shot 46 percent from the floor in his rookie campaign

Tariq SILVER

G • 6-5 • So.-Fr. • Clarksville, Tenn. / Northwest

MIN	FG	3FG	FT	REB	AST	PTS
6.9	40.0	40.0	25.0	0.6	0.4	3.1

Scored first career points against Goshen College (Nov. 11, 2018)

Named TN Sports 360 Player of the Year and *The Lead-Chronicle* All-Area Player of the Year

Earned all-state honors and led his team to the district championship

Damari PARRIS

G • 6-1 • Jr.-Jr. • Bowie, Md. / Evelyn Mack Academy (Trinity Valley C.C.)

MIN	FG	3FG	FT	REB	AST	PTS
21.0	30.0	23.5	83.3	2.1	2.7	5.0

Spent his most recent season at Trinity Valley Community College in Athens, Texas

Averaged 12.5 points, 3.0 rebounds, and 1.2 assists per game in his only year with the Cardinals

Began his collegiate career at Western Kentucky University where he averaged 10.8 minutes per game

Andre RAFUS JR.

G/F • 6-9 • Fr.-Fr. • Baltimore, Md.-Reach Partnership at Lake Clifton

MIN	FG	3FG	FT	REB	AST	PTS
8.8	45.5	14.3	-	0.8	0.0	2.2

Top-ranked recruit of the Murphy era as a consensus three-star forward

Joins Eastern after spending a season playing at Mt. Zion Prep

The 1,000-point scorer was named to all-star teams after his freshman and sophomore seasons

Jalen KING

G • 6-9 • So.-So. • Pasco, Wash. / Kings Academy

MIN	FG	3FG	FT	REB	AST	PTS
8.0	72.7	---	66.7	1.5	0.6	1.8

Named the defensive player of the year his sophomore and junior seasons

Played in 20 games in 2017-18, averaging 0.8 rebounds

Scored first career points against Goshen College (Nov. 11, 2018)

Ty GROCE

F • 6-7 • Jr.-So. • Ypsilanti, Mich. / Lincoln

MIN	FG	3FG	FT	REB	AST	PTS
19.4	50.0	26.1	66.7	3.9	1.4	6.2

Three-year letterwinner at Ypsilanti Lincoln High School

Associated Press All-State honorable mention and *Detroit Free Press* Third Team All-State honoree

Played in 34 games with seven starts in 2017-18, averaging 0.9 points and 1.2 rebounds

Isaiah GREEN

F • 6-7 • Sr.-Sr. • Southfield, Mich. / Southfield (Lansing C.C.)

MIN	FG	3FG	FT	REB	AST	PTS
7.1	69.2	1.00	66.7	2.2	0.2	2.3

Named NJCAA Division II First Team All-American at LCC

Earned NJCAA Region XII First Team honors and All-MCCAA Team and MCCAA Western Conference

Played in 17 games in 2017-18, averaging 3.9 points and 2.6 rebounds in 2017-18

Derek BALLARD JR.

F • 6-8 • So.-Fr. • Southfield, Mich. / Southfield-Lathrup

MIN	FG	3FG	FT	REB	AST	PTS
3.7	0.0	0.0	75.0	1.2	0.0	0.5

Sat out last season as a redshirt

Averaged eight points and five rebounds per game in his senior season at Southfield-Lathrup

Scored first career points against Goshen College (Nov. 11, 2018)

Head Coach: Rob Murphy - eighth year
Associate Head Coach: Kevin Mondro
Assistant Coaches: Matt Cline, Jimmy Wooten

Director of Basketball Operations: LaKita Gantz
Assistant Sports Performance Coach: Sean Conaty
Graduate Assistants: Andrew Kang, Zack VerHulst

The EMU Record Book

MOST POINTS BY AN EMU FRESHMAN

Name	Points	Year
1. James Thompson IV	490	2015-16
2. Ray Lee	380	2013-14
3. Earl Boykins	375	1994-95
4. Darryl Garrett	358	2004-05
5. Lorenzo Neely	338	1987-88
6. Carlos Medlock	322	2005-06
7. Kennedy McIntosh	315	1967-68
8. Derrick Dial	294	1994-95
9. Theron Wilson	270	1992-93
10. Calvin Warner	267	1998-99

MOST POINTS BY AN EMU SOPHOMORE

Name	Points	Year
1. George Gervin	886	1971-72
2. Ray Lee	586	2014-15
3. Earle Higgins	583	1967-68
4. Ricky Cottrill	582	2001-02
5. Brian Tolbert	509	1993-94
6. Earl Boykins	479	1995-96
7. James Thompson IV	474	2016-17
7. Brandon Bowdry	472	2008-09
8. Harvey Marlatt	457	1967-68
9. Kennedy McIntosh	454	1968-69

MOST POINTS BY AN EMU JUNIOR

Name	Points	Year
1. Lindell Reason	633	1970-71
2. Earl Boykins	611	1996-97
3. Elijah Minnie	589	2017-18
4. Derrick Dial	565	1996-97
5. Kennedy McIntosh	561	1969-70
6. Gary Tyson	555	1972-73
7. Paul Jackson	522	2017-18
8. Brandon Bowdry	520	2009-10
9. Brian Tolbert	509	1994-95
10. James Thompson IV	507	2017-18

MOST POINTS BY AN EMU SENIOR

Name	Points	Year
1. Kennedy McIntosh	838	1970-71
2. Earl Boykins	746	1997-98
3. Grant Long	689	1987-88
4. Marcus Kennedy	659	1990-91
5. Brian Tolbert	635	1995-96
6. Derrick Dial	607	1997-98
7. Brandon Bowdry	598	2010-11
8. Gary Tyson	583	1973-74
9. Fred Cofield	577	1984-95
10. John Bowler	563	2005-06

SINGLE GAMES WITH MULTIPLE DOUBLE-DOUBLES

(record kept only since the 1998-99 campaign)

1. Calvin Warner (19p/10r); Corey Tarrant (20p/10r) - at TCU Dec. 21, 1999
2. Ryan Prillman (11p/10r); Ricky Cottrill (25p/13p) - at UAB Nov. 17, 2001
3. James Jackson (19p/12r); John Bowler (14p/11r) - vs. Albion Dec. 9, 2003
4. James Jackson (14p/12r); John Bowler (18p/15r) - at Cleveland State Feb. 21, 2004
5. Travis Lewis (15p/11r); James Matthews (15p/10r) - vs. Western Michigan Jan. 12, 2008
6. Brandon Bowdry (15p, 10r); Justin Dobbins (11p/10r) - vs. Kent State, Feb. 4, 2010
7. Brandon Bowdry (17p/15r); Justin Dobbins (12p/10r) - vs. Ohio, Feb. 6, 2010
8. Justin Dobbins (17p/11r); Carlos Medlock (25p/11r) - vs. Northern Illinois, Feb. 27, 2010
9. Brandon Nazione (11p, 10r); James Thompson IV (18p/14r) - at Buffalo, Feb. 6, 2016
10. Brandon Nazione (16p/11r); James Thompson IV (19p, 15r) - vs. Central Michigan, Feb. 9, 2016
11. Baylee Steele (18p/10r); James Thompson IV (18p/10r) - vs. Central Michigan, Jan. 3, 2017
12. James Thompson IV (29p/15r); Elijah Minnie (18p/11r) - at North Florida, Nov. 29, 2017
13. James Thompson IV (24p/14r); Elijah Minnie (24p/12r) - vs. Oakland, Dec. 6, 2017
14. James Thompson IV (22p/14r); Elijah Minnie (14p/10r) - at Central Michigan, Feb. 18, 2018
15. **James Thompson IV (24p/14r); Boubacar Toure (12p/14r) - vs. Detroit Mercy, Nov. 24, 2018**



THE LAST TIME...

... the Eagles scored 90 points

Nov. 11, 2018 vs. Goshen (W, 97-74)

... the Eagles scored 100 points

Dec. 8, 2018 vs. Central State (W, 105-53)

... an EMU opponent scored 100 points

Dec. 19, 2016- at Syracuse (L, 57-105)

... both teams scored 100 points

Dec. 21, 1999- at TCU (L, 101-107 2OT)

... the Eagles won a game by 20 points or more

Nov. 11, 2018 vs. Goshen (W, 97-74)

... the Eagles won a game by 30 points or more

Dec. 8, 2018 vs. Central State (W, 105-53)

... the Eagles lost a game by more than 20 points

Nov. 14, 2018- at Duke (L, 6-84)

... the Eagles won a game after trailing by 10+ points

Feb. 18, 2018 - 10 points at Central Mich. (W, 72-67)

... the Eagles lost a game after leading by 10+ points

Feb. 21, 2017- 19 points vs Ball State (L, 79-72)

... an Eagle player scored 30 points in a game

Ray Lee, 50, vs. Central Michigan, Feb. 28, 2017

... an Eagle player scored 40 points in a game

Ray Lee, 50, vs. Central Michigan, Feb. 28, 2017

... an Eagle averaged 20 points in a season

John Bowler/Carlos Medlock, 2005-06, 20.1

... an Eagle freshman averaged in double figures

James Thompson IV, 2015-16, 14.8

... an Eagle freshman led the team in scoring

James Thompson, 2015-16, 490

... an Eagle player had 10 assists in a game

Tim Bond, 10, vs. Siena Heights, Dec. 11, 2016

... an Eagle player had 15 or more rebounds in a game

Boubacar Toure, 15, vs. Rochester, Nov. 6, 2018

... an Eagle player had five or more blocks in a game

Baylee Steele, 5, vs. Ball State, Jan. 24, 2017

... an Eagle player had five or more steals in a game

Tim Bond (6), vs. Central State, Dec. 9, 2017

... an Eagle player had six three-pointers in a game

Ray Lee, 10, at Central Michigan, Feb. 28, 2017

... A player joined the Eagles' 1,000-Point Club

James Thompson IV, Nov. 16, 2017, vs. Arkansas State

... the Eagles played an overtime game

Feb. 10, 2018, at Bowling Green (L, 63-70)

... the Eagles played a double-overtime game

Nov. 11, 2016- at Pittsburgh (L, 90-93 - 2OT)

... the Eagles won 20 games in a season

2014-15 - 21 wins, 14 losses

... the Eagles had a five-game winning streak

7 games, Saint Francis (11-14-14) to Rochester (11-26-14)

... the Eagles had a 10-game losing streak

10 games, N. Colorado (12-30-05) to NIU (1-29-06)

... the Eagles went to a postseason tournament

CollegelInsider.com Tournament
lost in the 2nd Round, 62-69, at Sam Houston St.

... the Eagles played in the MAC Championship game

1997-98 vs. Miami (W, 92-77)

... the Eagles had a player voted First-Team All-MAC

2017-18, James Thompson IV

... the Eagles had a player voted Second-Team All-MAC

2016-17, James Thompson IV

... the Eagles had a player voted Third-Team All-MAC

2017-18, Elijah Minnie

... the Eagles had a player voted MAC Freshman of the Year

2015-16, James Thompson IV

... the Eagles had a player voted to the MAC All-Freshman team

2007-08, Brandon Bowdry

... the Eagles had a player voted MAC Player of the Year

1987-88, Grant Long

... the Eagles had three players score 15+ pts in a game

Nov. 6, 2018 - vs. Rochester (W, 77-67) (Paul Jackson 27, Boubacar Toure 15, Damari Parris 15)

... the Eagles had five players reach double digits in points

Jan. 3, 2017- vs. Central Michigan (W, 85-63)

... the Eagles had six players reach double digits in points

Jan. 2, 2016- vs. North Florida (L, 82-77)

... the Eagles had a player named an All-American

1997-98 - Earl Boykins (APHonorable Mention)

... the Eagles played a team ranked in the AP Top 25

Nov. 14, 2018 - at No. 1 Duke (L, 46-84)

... the Eagles defeated a team ranked in the AP Top 25

Dec. 17, 1997 - at No. 21 Michigan (W, 89-83 OT)

... the Eagles hosted a team ranked in the AP Top 25

Dec. 3, 2013 - No. 21 Massachusetts (L, 57-69)

... the Eagles played a team ranked in the Mid-Major Top-25

Dec. 6, 2017 - vs. No. 13 Oakland (W, 95-89)

... the Eagles defeated a team ranked in the Mid-Major Top-25

Dec. 6, 2017 - vs. No. 13 Oakland (W, 95-89)

... the Eagles hosted a team ranked in the Mid-Major Top-25

Dec. 6, 2017 - vs. No. 13 Oakland (W, 95-89)

AP Men's Basketball Poll (Dec. 24)

TEAM (1st)	REC	PTS
1. Duke (35)	11-1	1,529
2. Michigan (9)	12-0	1,471
3. Tennessee (12)	10-1	1,471
4. Virginia (4)	11-0	1,427
5. Kansas (4)	10-1	1,386
6. Nevada	12-0	1,316
7. Gonzaga	11-2	1,199
8. Michigan State	10-2	1,146
9. Florida State	11-1	1,061
10. Virginia Tech	10-1	924
11. Texas Tech	10-1	845
12. Auburn	10-2	770
13. Ohio State	11-1	737
14. North Carolina	8-3	678
15. Wisconsin	10-2	673
16. Kentucky	9-2	664
17. Arizona State	9-2	626
18. Marquette	10-2	538
19. Mississippi State	11-1	518
20. NC State	11-1	292
21. Buffalo	11-1	279
22. Houston	12-0	274
23. Indiana	11-2	247
24. Iowa	10-2	178
25. Oklahoma	11-1	163

CollegelInsider.com ***

Mid-Major Top 25 (Dec. 24, 2018)

TEAM (1st)	REC	PTS
1. Gonzaga (31)	11-2	775
2. Buffalo (1)	11-1	743
3. Furman	12-1	682
4. Belmont	9-1	659
5. UNC Greensboro	12-2	594
6. Toledo	11-1	588
7. Charleston	11-2	575
8. San Francisco	12-1	522
9. Lipscomb	9-3	498
10. Murray State	8-2	482
11. Wofford	9-4	461
12. Loyola Marymount	11-2	395
13. Penn	10-2	383
14. UC Irvine	11-3	341
15. Montana	7-4	272
16. Stony Brook	11-3	268
17. South Dakota State	10-5	244
18. New Mexico State	10-3	216
19. Louisiana	7-4	154
20. Kent State	9-2	146
21. Texas State	10-1	143
22. Liberty	10-4	107
23. Hofstra	10-3	105
24. NJIT	11-2	73
25. Drake	10-2	69



Jorden Peterson

Guard ~ So.-Fr. ~ 5-8 ~ 160 lbs.
Flint, Mich. - Beecher

#0

a second team All-Conference member as a senior... Averaged 24points, five assists and five rebounds per game while playing for coach Rafeal Peterson... **Personal:** Full Name: Jorden Peterson...Son of Rafeal Peterson and Angelique Peterson-Mayberry...Has one brother, Ralph, and two sisters, Brooklyn and Media Arts High School in Detroit... First team All-PSL and London... Major: Athletic Training.

Season/Career Highs

	Season	Career
Points	5, vs. Central State, (12-8-18)	5, vs. Central State, (12-8-18)
Field Goals	vs. Central State, (12-8-18)	1, vs. Central State, (12-8-18)
3-Pointers	1, vs. Central State, (12-8-18)	1, vs. Central State, (12-8-18)
Free Throws	2, vs. Central State, (12-8-18)	2, vs. Central State, (12-8-18)
Rebounds	-	-
Assists	3, vs. Central State, (12-8-18)	3, vs. Central State, (12-8-18)
Steals	1, vs. Central State, (12-8-18)	1, vs. Central State, (12-8-18)
Blocks	-	-
Minutes	7, vs. Siena Heights (12-22-18)	7, vs. Siena Heights (12-22-18)

Miscellaneous Stats

Category	2018-19	Total
Double-digit scoring	-	-
20+ point games	-	-
Double-digit rebounding	-	-
Double-doubles	-	-
Led EMU in scoring	-	-
Led EMU in rebounding	-	-
Led EMU in three-pointers	-	-
5+ assist games	1	1
3+ three-pointers	-	-

2018-19 GAME-BY-GAME STATISTICS

Opponent	Date	gs	min	Total fg-fga	pct	3-Pointers 3fg-fga	pct	Free throws ft-fta	pct	Rebounds off	def	tot	avg	pf	a	t/o	blk	stl	pts	avg
ROCHESTER	11-05-18	dnp		-	-	-	-	-	-	-	-	-	-	-	-	-	-	-	-	-
DREXEL	11-09-18	dnp		-	-	-	-	-	-	-	-	-	-	-	-	-	-	-	-	-
GOSHEN	11-11-18	dnp		-	-	-	-	-	-	-	-	-	-	-	-	-	-	-	-	-
at Duke	11-14-18	1		0-0	.000	0-0	.000	0-0	.000	0	0	0	0.0	0	0	0	0	0	0	0.0
BOSTON	11-17-18	1		0-0	.000	0-0	.000	0-0	.000	0	0	0	0.0	0	0	0	0	0	0	0.0
at Rutgers	11-19-18	1		0-0	.000	0-0	.000	0-0	.000	0	0	0	0.0	0	0	0	0	0	0	0.0
DETROIT MERCY	11-24-18	dnp		-	-	-	-	-	-	-	-	-	-	-	-	-	-	-	-	-
at TCU	11-26-18	dnp		-	-	-	-	-	-	-	-	-	-	-	-	-	-	-	-	-
at Northeastern	12-01-18	dnp		-	-	-	-	-	-	-	-	-	-	-	-	-	-	-	-	-
CENTRAL STATE	12-08-18	5		1-1	1.000	1-1	1.000	2-2	1.000	0	0	0	0.0	1	3	0	0	1	5	1.3
UC IRVINE	12-19-18	dnp		-	-	-	-	-	-	-	-	-	-	-	-	-	-	-	-	-
SIENA HEIGHTS	12-22-18	7		0-0	.000	0-0	.000	0-1	.000	0	0	0	0.0	1	1	1	0	0	0	1.0
Totals		0	15	1-1	1.000	1-1	1.000	2-3	.667	0	0	0	0.0	2	4	1	0	1	5	1.0

Games played: 5
Minutes/game: 3.0
Points/game: 1.0
FG Pct: 100.0
3FG Pct: 100.0
FT Pct: 66.7

Assists/game: 0.8
Turnovers/game: 0.2
Assist/turnover ratio: 4.0
Steals/game: 0.2

CAREER STATISTICS

Season	gp-gs	min/avg	Total fg-fga	pct	3-Point fg-fga	pct	F-Throws ft-fta	pct	Rebounds off	def	tot	avg	pf	fo	ast	to	blk	stl	pts	avg
2018-19	5-0	15/3.0	1-1	1.000	1-1	1.000	2-3	.667	0	0	0	0.0	2	0	4	1	0	1	5	1.0
TOTAL	5-0	15/3.0	1-1	1.000	1-1	1.000	2-3	.667	0	0	0	0.0	2	0	4	1	0	1	5	1.0

CAREER MID-AMERICAN CONFERENCE STATISTICS



Daivon Stephens

Forward ~ Fr.-Fr. ~ 6-6 ~ 206 lbs
Pittsburgh, Pa.-Penn Hills Senior

#1

18 points, 8.0 assists, and 7.0 rebounds per game during his final season... helped the Indians to a conference championship while being named Player of the Year as well as all-conference first team... **PERSONAL:** Full Name: Daivon Kyler Stephens... Son of Angel Stephens and David Hatcher... Has one brother

named Kyrig and one sister named Kiyonna... **Major:** Communications.

Season/Career Highs

	Season	Career
Points	4, vs. Goshen (11-11-18)	4, vs. Goshen (11-11-18)
Field Goals	2, vs. Goshen (11-11-18)	2, vs. Goshen (11-11-18)
3-Pointers	1, vs. Drexel (11-9-18)	1, vs. Drexel (11-9-18)
Free Throws	-	-
Rebounds	2, vs. Goshen (11-11-18)	2, vs. Goshen (11-11-18)
Assists	2, vs. Goshen (11-11-18)	2, vs. Goshen (11-11-18)
Steals	2, vs. Siena Heights (12-22-18)	2, vs. Siena Heights (12-22-18)
Blocks	2, vs. Siena Heights (12-22-18)	2, vs. Siena Heights (12-22-18)
Minutes	15, vs. Drexel (11-9-18)	15, vs. Drexel (11-9-18)

Miscellaneous Stats

Category	2018-19	Total
Double-digit scoring	-	-
20+ point games	-	-
Double-digit rebounding	-	-
Double-doubles	-	-
Led EMU in scoring	-	-
Led EMU in rebounding	-	-
Led EMU in three-pointers	-	-
5+ assist games	-	-
3+ three-pointers	-	-

2018-19 GAME-BY-GAME STATISTICS

Opponent	Date	gs	min	Total fg-fga	pct	3-Pointers 3fg-fga	pct	Free throws ft-fa	pct	Rebounds off	def	tot	avg	pf	a	t/o	blk	stl	pts	avg
ROCHESTER	11-05-18		8	0-1	.000	0-1	.000	0-0	.000	0	2	2	2.0	0	0	2	1	0	0	0.0
DREXEL	11-09-18		15	1-2	.500	1-2	.500	0-0	.000	0	2	2	2.0	0	0	1	0	0	3	1.5
GOSHEN	11-11-18		11	2-2	1.000	0-0	.000	0-1	.000	0	2	2	2.0	1	2	1	0	0	4	2.3
at Duke	11-14-18		2	0-0	.000	0-0	.000	0-0	.000	0	0	0	1.5	0	0	0	0	0	0	1.8
BOSTON	11-17-18		3	1-1	1.000	0-0	.000	1-1	1.000	0	0	0	1.2	0	0	0	0	0	3	2.0
at Rutgers	11-19-18		9	0-2	.000	0-1	.000	0-0	.000	0	2	2	1.3	0	0	0	0	1	0	1.7
DETROIT MERCY	11-24-18	dnp		-	-	-	-	-	-	-	-	-	-	-	-	-	-	-	-	-
at TCU	11-26-18		5	0-0	.000	0-0	.000	0-0	.000	1	0	1	1.3	0	0	0	0	1	0	1.4
at Northeastern	12-01-18	dnp		-	-	-	-	-	-	-	-	-	-	-	-	-	-	-	-	-
CENTRAL STATE	12-08-18		5	1-2	.500	0-1	.000	0-0	.000	1	0	1	1.3	0	1	1	0	0	2	1.5
UC IRVINE	12-19-18	dnp		-	-	-	-	-	-	-	-	-	-	-	-	-	-	-	-	-
SIENA HEIGHTS	12-22-18		10	0-2	.000	0-1	.000	0-0	.000	0	1	1	1.2	3	1	2	2	2	0	1.3
Totals		0	68	5-12	.417	1-6	.167	1-2	.500	2	9	11	1.2	4	4	7	3	4	12	1.3

Games played: 9
Minutes/game: 7.6
Points/game: 1.3
FG Pct: 41.7
3FG Pct: 16.7
FT Pct: 50.0

Rebounds/game: 1.2
Assists/game: 0.4
Turnovers/game: 0.8
Assist/turnover ratio: 0.6
Steals/game: 0.4
Blocks/game: 0.3

CAREER STATISTICS

Season	gp-gs	min/avg	Total fg-fga	pct	3-Point fg-fga	pct	F-Throws ft-fa	pct	Rebounds off	def	tot	avg	pf	fo	ast	to	blk	stl	pts	avg
2018-19	9-0	68/7.6	5-12	.417	1-6	.167	1-2	.500	2	9	11	1.2	4	0	4	7	3	4	12	1.3
TOTAL	9-0	68/7.6	5-12	.417	1-6	.167	1-2	.500	2	9	11	1.2	4	0	4	7	3	4	12	1.3

CAREER MID-AMERICAN CONFERENCE STATISTICS

Season	gp-gs	min/avg	Total fg-fga	pct	3-Point fg-fga	pct	F-Throws ft-fa	pct	Rebounds off	def	tot	avg	pf	fo	ast	to	blk	stl	pts	avg
2018-19	9-0	68/7.6	5-12	.417	1-6	.167	1-2	.500	2	9	11	1.2	4	0	4	7	3	4	12	1.3
TOTAL	9-0	68/7.6	5-12	.417	1-6	.167	1-2	.500	2	9	11	1.2	4	0	4	7	3	4	12	1.3



James Thompson IV

Forward/Center ~ Sr.-Sr. ~ 6-10 ~ 240 lbs

Baton Rouge, La.-Parkview Baptist

#2

of-299) was the second highest for an Eagle in program history... He also finished with the third best single-season rebound total and was third-best in blocked shots... His 507 total points mark the 10th-best single-season output by a junior in EMU history... Was named MAC West Player of the Week on two occasions during the season, Jan. 18 and Feb. 19... **2016-17:** Appeared in 32 games, starting all of them... Named to the All-MAC Second Team for the second straight year following the 2016-17 campaign... NABC All-District 14 Second Team honoree for second consecutive season... Named to the Academic All-MAC Team... Averaged 14.6 points per game, good for 16th in the MAC... Posted the second most rebounds in the conference at 11.2 per contest, which also ranked sixth in the nation... Connected on 57.4 percent (178-of-310) of his field goal opportunities, which is the second highest mark in the conference... Corralled 4.8 offensive rebounds per game is the best in the league and second-most in NCAA Division I basketball... Grabbed 358 rebounds, the third-most in a single season in EMU history... Recorded 20 double-doubles, which was the third-most in the conference... Became the first Eagle to score 20-plus points and grab 20-plus rebounds in a single game in the modern statistical era which dates back to 1998 when we scored 26 points and corralled 20 rebounds at Miami (Jan. 28)... Scored 20-or-more points on six occasions... Was named MAC West Player of the Week (Nov. 28)... Ranked eighth in the MAC in blocked shots with 29 and 0.9 per contest... **2015-16:** Named Eastern Michigan's second-ever Mid-American Conference Freshman of the Year... Earned Second Team All-MAC accolades... Started in all 33 games...

connected on 64.5 percent (182-of-282) of his field goal attempts, good for the second-best in a single season in EMU history...Grabbed 352 rebounds with 100 in EMU history...Fourth in a single season...His 490 points scored was the most by a freshman at EMU in a single season...Tied a then-NCAA record of 26-straight field goals made over a four-game stretch...Led the Mid-American Conference in field goal percentage at 64.5 percent and rebounding at 10.7 per game...Averaged a double-double at 14.8 points and 10.7 rebounds...Finished the year with the eighth-best field goal percentage in the NCAA...Scored in double-digits in all but six games...Tied for the most rebounds in a game in Convocation Center history with 19 versus Kent State (Feb. 13)...His 26 first half points versus Marygrove (Nov. 25) ranks as the second-most in Convocation Center history for a single half...Grabbed double-digit rebounding performances in 20 games...Set a career-high with 32 points versus Marygrove (Nov. 25)...Blocked five shots versus Siena Heights (Nov. 20)...Had 15-or-more rebounds in four games...Led the Eagles in blocks with 47. **HIGH SCHOOL:** Played under Don Green at Parkway Baptist High School in Baton Rouge, La....Was a three-time first team all-state award winner...Earned first team all-Baton Rouge Metro honors during his sophomore, junior and senior seasons...Averaged 24 points, 15 rebounds and three blocks per game as a senior, 20 points, 13 rebounds and three blocks as a junior and 17 points, 11 rebounds and two blocks in his sophomore stint. **PERSONAL:** Full Name: James Thompson IV...Son of James Thompson III and Yosista Septpore...Has one sister, Jamienne...**Major:** Psychology

Season/Career Highs

	Season	Career
Points	24, vs. Detroit Mercy, (11-24-18)	32, vs. Marygrove, (11-25-15)
Field Goals	10, vs. Detroit Mercy, (11-24-18)	13, vs. Marygrove, (11-25-15)
3-Pointers	1, vs. Rochester, (11-6-18)	1, vs. Siena Heights, (12-12-15)
Free Throws	4, vs. Detroit Mercy, (11-24-18)	10, at Penn State, (12-2-15)
Rebounds	16, vs. Siena Heights (12-22-18)	21, at Vermont, (12-17-16)
Assists	2, vs. Duke (11-14-18)	3, twice
Steals	2, at TCU (11-26-18)	3, twice
Blocks	3, Rochester, (11-6-18)	5, vs. Siena Heights, (11-20-15)
Minutes	40, vs. Detroit Mercy, (11-24-18)	41, at North Florida (11-29-17)

Miscellaneous Stats

Category	15-16	16-17	17-18	18-19	Total
Double-digit scoring	27	26	25	5	80
20+ point games	5	6	7	1	17
Double-digit rebounding	20	23	20	4	67
Double-doubles	19	20	19	3	61
Led EMU in scoring	10	10	7	1	25
Led EMU in rebounding	24	25	27	6	77
Led EMU in three-pointers	0	0	0	-	0
5+ assist games	0	0	0	-	0
3+ three-pointers	0	0	0	-	0

2018-19 GAME-BY-GAME STATISTICS

Opponent	Date	gs	min	Total		3-Pointers		Free throws		Rebounds				pf	a	t/o	blk	stl	pts	avg	
				fg-fga	pct	3fg-fga	pct	ft-fa	pct	off	def	tot	avg								
ROCHESTER	11-05-18	*	27	4-7	.571	1-2	.500	3-5	.600	3	3	6	6.0	2	0	1	3	1	12	12.0	
DREXEL	11-09-18	*	27	3-6	.500	0-1	.000	0-1	.000	3	8	11	8.5	1	1	1	1	0	6	9.0	
GOSHEN	11-11-18	*	18	3-3	1.000	0-0	.000	0-0	.000	1	8	9	8.7	0	1	1	1	1	6	8.0	
at Duke	11-14-18	*	27	3-10	.300	0-2	.000	0-0	.000	4	3	7	8.3	2	2	0	1	1	6	7.5	
BOSTON	11-17-18	*	35	6-10	.600	0-0	.000	2-2	1.000	4	10	14	9.4	4	0	1	1	2	14	8.8	
at Rutgers	11-19-18	*	25	2-4	.500	0-0	.000	2-5	.400	4	4	8	9.2	2	0	5	1	1	6	8.3	
DETROIT MERCY	11-24-18	*	40	10-11	.909	0-0	.000	4-7	.571	6	8	14	9.9	2	0	1	0	1	24	10.6	
at TCU	11-26-18	*	25	2-6	.333	0-0	.000	1-2	.500	2	2	4	9.1	0	1	0	2	0	5	9.9	
at Northeastern	12-01-18		20	5-7	.714	0-0	.000	1-2	.500	4	5	9	9.1	2	1	0	0	0	11	10.0	
CENTRAL STATE	12-08-18	*	22	3-3	1.000	0-0	.000	2-2	1.000	1	7	8	9.0	2	0	0	0	0	8	9.8	
UC IRVINE	12-19-18	*	33	1-2	.500	0-0	.000	0-0	.000	2	5	7	8.8	4	0	1	0	0	2	9.1	
SIENA HEIGHTS	12-22-18	*	33	8-10	.800	0-0	.000	1-8	.125	8	8	16	9.4	3	0	2	1	1	17	9.8	
Totals			11	332	50-79	.633	1-5	.200	16-34	471	42	71	113	9.4	24	6	13	11	8	117	9.8

Games played: 12
Minutes/game: 27.7
Points/game: 9.8
FG Pct: 63.3
3FG Pct: 20.0
FT Pct: 47.1

Rebounds/game: 9.4
Assists/game: 0.5
Turnovers/game: 1.1
Assist/turnover ratio: 0.5
Steals/game: 0.7
Blocks/game: 0.9

CAREER STATISTICS

			Total		3-Point		F-Throws		Rebounds											Scoring	
Season	gp-gs	min/avg	fg-fga	pct	fg-fga	pct	ft-fta	pct	off	def	tot	avg	pf	fo	ast	to	blk	stl	pts	avg	
2015-16	33-33	1058/32.1	182-282	.645	0-1	.000	126-184	.685	149	203	352	10.7	117	10	20	48	47	25	490	14.8	
2016-17	32-32	988/30.9	178-310	.574	1-1	1.000	117-164	.713	152	206	358	11.2	101	8	32	64	29	24	474	14.8	
2017-18	35-35	1195/34.1	201-299	.672	0-0	.000	105-173	.607	144	249	393	11.2	115	5	11	66	67	27	507	14.5	
2018-19	12-11	332/27.7	50-79	.633	1-5	.200	16-34	.471	42	71	113	9.4	24	0	6	13	11	8	117	9.8	
TOTAL	112-111	3573/31.9	611-970	.630	2-7	.286	364-555	.656	487	729	1216	10.9	357	23	69	191	154	84	1588	14.2	

CAREER MID-AMERICAN CONFERENCE STATISTICS

			Total		3-Point		F-Throws		Rebounds										Scoring	
Season	gp-gs	min/avg	fg-fga	pct	fg-fga	pct	ft-fa	pct	off	def	tot	avg	pf	fo	ast	to	blk	stl	pts	avg
2015-16	18-18	604/33.6	94-154	.610	0-1	.000	88-120	.733	77	108	185	10.3	65	6	12	29	19	15	276	15.3
2016-17	18-18	585/32.5	104-176	.591	0-0	.000	55-81	.679	84	115	199	11.1	62	4	16	37	13	15	263	14.6
2017-18	18-18	638/35.4	97-139	.698	0-0	.000	66-100	.660	66	138	204	11.3	63	3	5	27	35	11	260	14.4
TOTAL	54-54	1827/33.8	295-469	.629	0-1	.000	209-301	.694	227	361	588	10.9	190	13	33	93	67	41	799	14.8



Paul Jackson

Guard ~ Gr.-Sr. ~6-10 ~ 240 lbs.

Stone Mountain, Ga.-Martin Luther King Jr. (Eastern Kentucky)

#3

4.6 assist per game mark... Shot 41.2 percent from the floor while also grabbing 2.1 rebounds per game... Scored a career-high 26 points in the MAC Tournament semi-final game against Toledo (Mar. 9) ... Registered his lone double-double of the season in a home win over Toledo (Feb. 20) when he scored 18 points and dished out 10 assists... Led the league in minutes played per game (35.0), and was second in the MAC in assists per game, seventh in steals, and 16th in scoring average... Scored double-digits in 27 of EMU's 35 games on the season... Had 5+ assists 16 times during the campaign, while leading the team in scoring eight times... 2016-17: Sat out the season as a redshirt due to NCAA Transfer guidelines.. **2016-17:** Sat out the season as a redshirt due to NCAA Transfer guidelines..**EASTERN KENTUCKY: 2015-16:** Started in 20 of his 30 games played...Averaged 27.2 minutes per game, scoring 7.1 points per contest, while dishing out five assists...Held an assist to turnover ratio of 2.2 which ranked

third in the Ohio Valley Conference... His five assists per contest also ranked third in the OVC...Shot at a high percentage, knocking down 45.1 percent of his field goal attempts, while also connecting on 42.1 percent of his three-point shots...**2014-15:** Appeared in 24 of the team's 33 games and started twice...Averaged 1.7 assists per game with a 2.73 assist-to-turnover ratio...An EKU Honor Roll member...**HIGH SCHOOL:** Earned 5A first team all-state honors after averaging 21.5 points, 7.5 assists and 1.7 steals per game for Martin Luther King Jr. High School his senior season... Garnered first team all-region and second team all-metro honors while leading DeKalb County in scoring and assists...Dished out over 700 career assists and was a team captain as a junior and a senior...Led King to an "Elite Eight" appearance as a sophomore...**PERSONAL:** **Full Name:** Paul Emerson Jackson...Son of Wiley and Mary Jackson...Has one brother, Wiley...**Major:** Business Marketing.

Season/Career Highs

	Season	Career
Points	27, Rochester, (11-6-18)	27, Rochester, (11-6-18)
Field Goals	11, Rochester, (11-6-18)	11, at Oakland (12-22-17)
3-Pointers	2, at TCU (11-26-18)	4, at Long Beach State (12-16-17)
Free Throws	6, at TCU (11-26-18)	8, vs. Indiana, (11-24-17)
Rebounds	4, vs. Drexel (11-9-18)	8, vs. Akron (1-16-18)
Assists	7, Rochester, (11-6-18)	10, vs. Toledo, (2-20-18)
Steals	3, vs. Siena Heights (12-22-18)	4, vs. Arkansas State, (11-16-17)
Blocks	---	1, vs. Howard (11-18-17)
Minutes	39, Rochester, (11-6-18)	42, vs. Bowling Green (1-7-18)

Miscellaneous Stats

Category	2017-18	2018-19	Total
Double-digit scoring	25	7	32
20+ point games	7	2	9
Double-digit rebounding	-	-	
Double-doubles	-	-	
Led EMU in scoring	8	3	12
Led EMU in rebounding	1	-	1
Led EMU in three-pointers	3	3	6
5+ assist games	16	5	21
3+ three-pointers	2	-	2

2018-19 GAME-BY-GAME STATISTICS

				Total		3-Pointers		Free throws		Rebounds											
Opponent	Date	qs	min	fg-fga	pct	3fg-fga	pct	ft-fita	pct	off	def	tot	avg	pf	a	t/o	blk	stl	pts	avg	
ROCHESTER	11-05-18	*	39	11-19	.579	0-3	.000	5-7	.714	0	3	3	3.0	1	7	2	0	0	27	27.0	
DREXEL	11-09-18	*	36	9-18	.500	1-4	.250	1-2	.500	0	4	4	3.5	4	6	3	0	0	20	23.5	
GOSHEN	11-11-18	*	20	2-7	.286	2-4	.500	3-4	.750	0	2	2	3.0	1	5	0	0	0	9	18.7	
at Duke	11-14-18	*	29	3-14	.214	0-2	.000	0-0	.000	1	1	2	2.8	3	2	7	0	1	6	15.5	
BOSTON	11-17-18	*	33	5-12	.417	1-3	.333	4-4	1.000	1	1	2	2.6	2	4	4	0	2	15	15.4	
at Rutgers	11-19-18	*	29	2-15	.133	1-1	1.000	0-0	.000	1	1	2	2.5	1	3	2	0	0	5	13.7	
DETROIT MERCY	11-24-18	*	30	5-12	.417	0-3	.000	0-1	.000	1	3	4	2.7	5	2	1	0	0	10	13.1	
at TCU	11-26-18	*	38	5-14	.357	2-4	.500	6-7	.857	0	2	2	2.6	1	6	5	0	0	18	13.8	
at Northeastern	12-01-18	*	37	4-10	.400	0-1	.000	0-2	.000	0	1	1	2.4	4	3	1	0	0	8	13.1	
CENTRAL STATE	12-08-18	*	23	7-13	.538	2-6	.333	0-0	.000	1	0	1	2.3	0	4	0	0	0	16	13.4	
UC IRVINE	12-19-18	*	33	1-10	.100	0-3	.000	2-3	.667	0	1	1	2.2	3	2	2	0	2	4	12.5	
SIENA HEIGHTS	12-22-18		19	5-7	.714	0-1	.000	3-4	.750	0	1	1	2.1	3	5	2	0	3	13	12.6	
Totals			11	366	59-151	.391	9-35	.257	24-34	.706	5	20	25	2.1	28	49	29	0	8	151	12.6

Games played: 12
Minutes/game: 30.5
Points/game: 12.6
FG Pct: 39.1
3FG Pct: 25.7
FT Pct: 70.6


Rebounds/game: 2.1
Assists/game: 4.1
Turnovers/game: 2.4
Assist/turnover ratio: 1.7
Steals/game: 0.7

CAREER STATISTICS

			Total		3-Point		F-Throws		Rebounds										Scoring	
Season	gp-gs	min/avg	fg-fga	pct	fg-fga	pct	ft-fita	pct	off	def	tot	avg	pf	fo	ast	to	blk	stl	pts	avg
2017-18	35-35	1225/35.0	193-469	.412	32-108	.296	104-143	.727	12	62	74	2.1	83	2	162	99	2	48	522	14.9
2018-19	12-11	366/30.5	59-151	.391	9-35	.257	24-34	.706	5	20	25	2.1	28	1	49	29	0	8	151	12.6
TOTAL	47-46	1591/33.9	252-620	.406	41-143	.287	128-177	.723	17	82	99	2.1	111	3	211	128	2	56	673	14.3

CAREER MID-AMERICAN CONFERENCE STATISTICS

			Total		3-Point		F-Throws		Rebounds											Scoring	
Season	gp-gs	min/avg	fg-fga	pct	fg-fga	pct	ft-fita	pct	off	def	tot	avg	pf	fo	ast	to	blk	stl	pts	avg	
2017-18	18-18	649/36.1	94-241	.390	18-57	.316	47-64	.734	7	29	36	2.0	42	2	79	49	1	19	253	14.1	
TOTAL	18-18	649/36.1	94-241	.390	18-57	.316	47-64	.734	7	29	36	2.0	42	2	79	49	1	19	253	14.1	



Elijah Minnie

Forward/Guard ~ Gr.-Sr. ~ 6-9 ~212 lbs
Pittsburgh, Pa-Lincoln Park (Robert Morris)

#5

Season/Career Highs

	Season	Career
Points	28, vs. Boston, (11-17-18)	29, vs. Niagara, (3-14-18)
Field Goals	10, vs Boston (11-17-18)	12, vs. Niagara, (3-14-18)
3-Pointers	5, at Northeastern (12-1-18)	5, vs. Niagara, (3-14-18)
Free Throws	3, at Northeastern (12-1-18)	9, vs. Howard (11-18-17)
Rebounds	6, at Northeastern (12-1-18)	12, vs. Oakland (12-6-17)
Assists	4, vs. Detroit Mercy, (11-24-18)	4, vs. Detroit Mercy, (11-24-18)
Steals	3, vs Boston (11-17-18)	4, at Ball State (1-2-18)
Blocks	2, vs. UC Irvine (12-19-18)	3, at Ball State (1-2-18)
Minutes	38, at Northeastern (12-1-18)	38, at Northeastern (12-1-18)

EMU: Transferred from Robert Morris University prior to the 2016-17 season... **2017-18:** Established himself as one of the top forwards in the Mid-American Conference in his first season in an Eastern uniform... Led the Eagles in scoring in his debut season, averaging 16.8 points per game, while also turning in 6.1 rebounds, 1.9 blocks, 1.8 steals, and 1.1 assists per contest... Scored in double-digits 27 times during the season, including 16 20+ point performances... Scored a career-high 29 points in the opening round game of the CollegeInsider.com Tournament

against Niagara (Mar. 14)... Set a personal record with 14 rebounds to go along with 21 points in EMU's MAC Tournament quarterfinal game against Akron (Mar. 8)... Knocked down a season-best five three-pointers in a 20-point performance against Indiana (Nov. 24)... Finished third in the MAC in blocks per game (1.9), fourth in free throw percentage (84.3), fifth in scoring average (16.7) and steals (1.8), and 15th in rebounding (6.1)... Took home MAC West Player of the Week honors two straight weeks, averaging 23 points and 7.5 rebounds per game during the four-game stretch... Named All-MAC Third Team at the end of the season...**2016-17:** Sat out the season as a redshirt due to NCAA Transfer guidelines...**ROBERT MORRIS:** **2015-16:** Posted 14 double-digit scoring performances to go along with three double-doubles on his way to averaging 12 points and 6.6 rebounds per game...Was exceptional defensively, blocking 1.9

shots per contest, including a career-high six rejections, on the road at Bryant (Jan. 23)...Notched a career-best 29 points at New Mexico State (Nov. 24), going 11-of-18 from the floor and 5-of-10 from beyond the arc...2014-15: Appeared in 32 games, starting 21 of them...Averaged 6.8 points and 4.9 rebounds per game, while posting 1.1 blocks per contest...**HIGH SCHOOL:** Helped lead Lincoln Park High School to both a WPIAL and PIAA Class A championships in 2014...Averaged 15.7 points, 12.3 rebounds and five blocks per game during his senior season and was named to the 2014 Pennsylvania All-State First Team...Personal: Full Name: Elijah R. Minnie...Son of Lyndon Henderson and Justina Minnie...Has two brothers, Lyndon and Koree...**Major:** Communications.

Miscellaneous Stats

Category	2017-18	2018-19	Total
Double-digit scoring	23	6	29
20+ point games	13	2	15
Double-digit rebounding	3	-	3
Double-doubles	3	-	3
Led EMU in scoring	13	4	17
Led EMU in rebounding	1	-	1
Led EMU in three-pointers	13	3	16
5+ assist games	-	-	-
3+ three-pointers	10	3	13

2018-19 GAME-BY-GAME STATISTICS

Opponent	Date	gs	min	Total fg-fga	pct	3-Pointers 3fg-fga	pct	Free throws ft-fta	pct	Rebounds off	def	tot	avg	pf	a	t/o	blk	stl	pts	avg
ROCHESTER	11-05-18	dnp		-	-	-	-	-	-	-	-	-	-	-	-	-	-	-	-	-
DREXEL	11-09-18	17		0-5	.000	0-4	.000	1-2	.500	0	2	2	2.0	2	0	0	2	0	1	1.0
GOSHEN	11-11-18	*	18	7-14	.500	1-6	.167	2-2	1.000	3	2	5	3.5	0	0	0	0	2	17	9.0
at Duke	11-14-18	*	29	1-7	.143	0-4	.000	0-0	.000	2	3	5	4.0	3	0	4	0	2	2	6.7
BOSTON	11-17-18	*	36	10-17	.588	5-9	.556	3-3	1.000	0	4	4	4.0	4	4	3	1	3	28	12.0
at Rutgers	11-19-18	*	27	0-8	.000	0-4	.000	0-0	.000	0	2	2	3.6	2	0	5	0	2	0	9.6
DETROIT MERCY	11-24-18	*	20	1-9	.111	0-7	.000	0-0	.000	1	3	4	3.7	1	4	3	0	1	2	8.3
at TCU	11-26-18	dnp		-	-	-	-	-	-	-	-	-	-	-	-	-	-	-	-	-
at Northeastern	12-01-18	*	38	8-18	.444	5-13	.385	3-3	1.000	0	6	6	4.0	3	2	3	1	2	24	10.6
CENTRAL STATE	12-08-18	19		6-11	.545	2-6	.333	2-2	1.000	0	3	3	3.9	1	2	1	1	0	16	11.3
UC IRVINE	12-19-18	*	36	5-11	.455	3-7	.429	2-2	1.000	0	3	3	3.8	2	1	1	2	1	15	11.7
SIENA HEIGHTS	12-22-18	*	27	3-13	.231	1-9	.111	3-4	.750	3	4	7	4.1	2	1	0	1	2	10	11.5
Totals		8	267	41-113	.363	17-69	.246	16-18	.889	9	32	41	4.1	20	14	20	8	15	115	11.5

Games played: 10
Minutes/game: 26.7
Points/game: 11.5
FG Pct: 36.3
3FG Pct: 24.6
FT Pct: 88.9

Rebounds/game: 4.1
Assists/game: 1.4
Turnovers/game: 2.0
Assist/turnover ratio: 0.7
Steals/game: 1.5
Blocks/game: 0.8

CAREER STATISTICS

Season	gp-gs	min/avg	Total fg-fga	pct	3-Point fg-fga	pct	F-Throws ft-fta	pct	Rebounds off	def	tot	avg	pf	fo	ast	to	blk	stl	pts	avg
2017-18	35-34	1098/31.4	210-464	.453	78-231	.338	91-108	.843	49	165	214	6.1	68	0	39	81	66	63	589	16.8
2018-19	10-8	267/26.7	41-113	.363	17-69	.246	16-18	.889	9	32	41	4.1	20	0	14	20	8	15	115	11.5
TOTAL	45-42	1365/30.3	251-577	.435	95-300	.317	107-126	.849	58	197	255	5.7	88	0	53	101	74	78	704	15.6

CAREER MID-AMERICAN CONFERENCE STATISTICS

Season	gp-gs	min/avg	Total fg-fga	pct	3-Point fg-fga	pct	F-Throws ft-fta	pct	Rebounds off	def	tot	avg	pf	fo	ast	to	blk	stl	pts	avg
2017-18	12-0	125/10.4	13-35	.371	5-17	.294	5-6	.833	1	6	7	0.6	6	0	8	8	1	1	36	3.0
TOTAL	12-0	125/10.4	13-35	.371	5-17	.294	5-6	.833	1	6	7	0.6	6	0	8	8	1	1	36	3.0



Malik Ellison

Guard ~ Fr.-Fr. ~ 5-8 - 160 lbs.
Flint, Mich. - Beecher

#10

Season/Career Highs

	Season	Career
Points	10, vs Goshen (11-11-18)	11, at USF (11-26-17)
Field Goals	4, vs Goshen (11-11-18)	3, at USF (11-26-17)
3-Pointers	2, vs Goshen (11-11-18)	3, at USF (11-26-17)
Free Throws	2, vs. Siena Heights (12-22-18)	3, at USF (11-26-17)
Rebounds	2, vs. Siena Heights (12-22-18)	3, vs. Western Mich. (1-30-17)
Assists	3, vs. Central State, (12-8-18)	5, Spring Arbor (11-10-17)
Steals	3, vs. Central State, (12-8-18)	3, vs. Central State, (12-8-18)
Blocks	-	-
Minutes	20, vs. Siena Heights (12-22-18)	37, at Bowling Green (2-10-18)

Miscellaneous Stats

Category	2017-18	Total
Double-digit scoring	1	1
20+ point games	-	-
Double-digit rebounding	-	-
Double-doubles	-	-
Led EMU in scoring	-	-
Led EMU in rebounding	-	-
Led EMU in three-pointers	2	2
5+ assist games	1	1
3+ three-pointers	-	-

EMU: Joined EMU as a true freshman prior to the 2017-18 season...
2017-18: Played in 32 games with 13 starts as a rookie, averaging 2.0 points, 1.4 assists, and 13.1 minutes per game... Scored a season-high 11 points in just 17 minutes of play at South Florida (Nov. 26)... Made his first career start at Miami, Jan.

27...Dished out a career-best five assists in his collegiate debut against Spring Arbor (Nov. 10)...
HIGH SCHOOL: Four-year letterwinner at Beecher High School... Four-time First Team all-conference and three-time First Team all-state honoree... Averaged 26.2 points per game and 5.1 assists on his way to earning Class C Player of the Year honors and leading his team to a third consecutive Michigan State Championship in his senior year... Earned Flint Journal's Player

of the Year in both his junior and senior year... As a junior, he averaged 21.2 points and 7 assists per game while leading Beecher High to a state championship... Averaged 12.2 points and 9.3 assists per game as a sophomore, while helping the Buccaneers to a state championship...
Personal: Full Name: Malik Nod Ellison... Son of Nicole and Walter Ellison... Has one brother named Mehki...
Major: Business.

2018-19 GAME-BY-GAME STATISTICS

				Total		3-Pointers		Free throws		Rebounds											
Opponent	Date	qs	min	fg-fga	pct	3fg-fga	pct	ft-fta	pct	off	def	tot	avg	pf	a	t/o	blk	stl	pts	avg	
ROCHESTER	11-05-18		dnp	-	-	-	-	-	-	-	-	-	-	-	-	-	-	-	-	-	
DREXEL	11-09-18		dnp	-	-	-	-	-	-	-	-	-	-	-	-	-	-	-	-	-	
GOSHEN	11-11-18		12	4-6	.667	2-2	1.000	0-0	.000	0	0	0	0.0	1	2	1	0	1	10	10.0	
at Duke	11-14-18		13	0-3	.000	0-1	.000	0-0	.000	0	1	1	0.5	2	3	0	0	1	0	5.0	
BOSTON	11-17-18		14	0-2	.000	0-1	.000	0-0	.000	0	1	1	0.7	1	2	2	0	0	0	3.3	
at Rutgers	11-19-18		10	1-2	.500	0-1	.000	0-0	.000	0	1	1	0.8	0	1	3	0	0	2	3.0	
DETROIT MERCY	11-24-18		8	1-2	.500	1-2	.500	0-0	.000	0	0	0	0.6	1	0	0	0	0	3	3.0	
at TCU	11-26-18		dnp	-	-	-	-	-	-	-	-	-	-	-	-	-	-	-	-	-	
at Northeastern	12-01-18		4	0-0	.000	0-0	.000	0-0	.000	0	0	0	0.5	0	0	1	0	0	0	2.5	
CENTRAL STATE	12-08-18		11	0-3	.000	0-3	.000	2-2	1.000	1	1	2	0.7	0	3	0	0	3	2	2.4	
UC IRVINE	12-19-18		10	1-3	.333	0-1	.000	0-0	.000	1	0	1	0.8	0	0	1	0	0	2	2.4	
SIENA HEIGHTS	12-22-18	*	20	2-6	.333	0-2	.000	2-2	1.000	1	1	2	0.9	2	2	1	0	0	6	2.8	
Totals			1	102	9-27	.333	3-13	.231	4-4	1.000	3	5	8	0.9	7	13	9	0	5	25	2.8

Games played: 9
Minutes/game: 11.3
Points/game: 2.8
FG Pct: 33.3
3FG Pct: 23.1
FT Pct: 100.0

Rebounds/game: 0.9
Assists/game: 1.4
Turnovers/game: 1.0
Assist/turnover ratio: 1.4
Steals/game: 0.6

CAREER STATISTICS

Season	gp-gs	min/avg	Total fg-fga	pct	3-Point fg-fga	pct	F-Throws ft-fta	pct	Rebounds off	def	tot	avg	pf	fo	ast	to	blk	stl	pts	avg
2017-18	32-13	419/13.1	22-78	.282	10-40	.250	11-20	.550	7	16	23	0.7	18	0	44	30	0	18	65	2.0
2018-19	9-1	102/11.3	9-27	.333	3-13	.231	4-4	1.000	3	5	8	0.9	7	0	13	9	0	5	25	2.8
TOTAL	41-14	521/12.7	31-105	.295	13-53	.245	15-24	.625	10	21	31	0.8	25	0	57	39	0	23	90	2.2

CAREER MID-AMERICAN CONFERENCE STATISTICS

Season	gp-gs	min/avg	Total fg-fga	pct	3-Point fg-fga	pct	F-Throws ft-fta	pct	Rebounds off	def	tot	avg	pf	fo	ast	to	blk	stl	pts	avg
2017-18	17-11	288/16.9	11-43	.256	5-20	.250	4-12	.333	7	11	18	1.1	14	0	26	21	0	11	31	1.8
TOTAL	17-11	288/16.9	11-43	.256	5-20	.250	4-12	.333	7	11	18	1.1	14	0	26	21	0	11	31	1.8



Boubacar Toure

Center ~ Gr.-Jr. ~ 6-11 - 241 lbs.
Dakar, Senegal - Phase One Academy - Grand Canyon

#12

injuries during his two seasons with the Lopes, playing in just eight games averaging 4.4 points and 3.8 rebounds per game... notched a career-high 14 points against Black Hills State, Nov. 17, 2015, in his redshirt freshman season...
PERSONAL: Full Name: Boubacar Toure... Son of Lamine Toure and Fatoumata Sow... Has one brother named Mouhamadou

Season/Career Highs

	Season	Career
Points	20, at TCU (11-26-18)	15, Rochester, (11-6-18)
Field Goals	9, at TCU (11-26-18)	6, Rochester, (11-6-18)
3-Pointers	---	---
Free Throws	6, vs. Drexel (11-9-18)	3, Rochester, (11-6-18)
Rebounds	15, Rochester, (11-6-18)	15, Rochester, (11-6-18)
Assists	1, at TCU (11-26-18)	1, at Duke (11-14-18)
Steals	2, at Duke (11-14-18)	2, at Duke (11-14-18)
Blocks	4, vs. Detroit Mercy, (11-24-18)	4, vs. Detroit Mercy, (11-24-18)
Minutes	36, vs. Drexel (11-9-18)	36, vs. Drexel (11-9-18)

Miscellaneous Stats

Category	2018-19	Total
Double-digit scoring	7	7
20+ point games	1	1
Double-digit rebounding	4	4
Double-doubles	4	4
Led EMU in scoring	2	2
Led EMU in rebounding	4	4
Led EMU in three-pointers	-	-
5+ assist games	-	-
3+ three-pointers	-	-

2018-19 GAME-BY-GAME STATISTICS

Opponent	Date	gs	min	Total		3-Pointers		Free throws		Rebounds											
				fg-fga	pct	3fg-fga	pct	ft-fa	pct	off	def	tot	avg	pf	a	t/o	blk	stl	pts	avg	
ROCHESTER	11-05-18	*	31	6-8	.750	0-0	.000	3-5	.600	3	12	15	15.0	4	0	2	3	1	15	15.0	
DREXEL	11-09-18	*	36	4-6	.667	0-0	.000	6-9	.667	3	8	11	13.0	1	0	3	2	0	14	14.5	
GOSHEN	11-11-18	*	16	4-7	.571	0-0	.000	2-2	1.000	3	4	7	11.0	0	0	1	1	0	10	13.0	
at Duke	11-14-18	*	24	2-4	.500	0-0	.000	0-0	.000	2	1	3	9.0	1	1	2	1	2	4	10.8	
BOSTON	11-17-18	*	27	4-6	.667	0-0	.000	0-0	.000	2	5	7	8.6	2	0	2	3	0	8	10.2	
at Rutgers	11-19-18		21	3-4	.750	0-0	.000	1-8	.125	3	1	4	7.8	4	0	2	2	2	7	9.7	
DETROIT MERCY	11-24-18	*	34	5-7	.714	0-0	.000	2-4	.500	9	5	14	8.7	2	0	0	4	0	12	10.0	
at TCU	11-26-18	*	31	9-15	.600	0-0	.000	2-4	.500	5	7	12	9.1	4	1	5	1	1	20	11.3	
at Northeastern	12-01-18	*	25	5-5	1.000	0-0	.000	0-0	.000	3	3	6	8.8	5	0	1	0	1	10	11.1	
CENTRAL STATE	12-08-18	*	17	5-5	1.000	0-0	.000	1-3	.333	1	5	6	8.5	1	0	0	1	0	11	11.1	
UC IRVINE	12-19-18	*	27	1-4	.250	0-0	.000	1-2	.500	2	5	7	8.4	4	0	4	2	0	3	10.4	
SIENA HEIGHTS	12-22-18	dnp		-	-	-	-	-	-	-	-	-	-	-	-	-	-	-	-	-	
Totals			10	289	48-71	.676	0-0	.000	18-37	.486	36	56	92	8.4	28	2	22	20	7	114	10.4


Games played: 11
Minutes/game: 26.3
Points/game: 10.4
FG Pct: 67.6
FT Pct: 48.6

Rebounds/game: 8.4
Assists/game: 0.2
Turnovers/game: 2.0
Assist/turnover ratio: 0.1
Steals/game: 0.6
Blocks/game: 1.8

CAREER STATISTICS

Season	gp-gs	min/avg	Total fg-fga	pct	3-Point fg-fga	pct	F-Throws ft-fa	pct	Rebounds off	def	tot	avg	pf	fo	ast	to	blk	stl	pts	avg
2018-19	11-10	289/26.3	48-71	.676	0-0	.000	18-37	.486	36	56	92	8.4	28	1	2	22	20	7	114	10.4
TOTAL	11-10	289/26.3	48-71	.676	0-0	.000	18-37	.486	36	56	92	8.4	28	1	2	22	20	7	114	10.4

CAREER MID-AMERICAN CONFERENCE STATISTICS



Bud Jones

Forward ~ So.-So. ~ 6-8 ~ 250 lbs
Anderson, S.C.-TL Hanna

#20

best four rebounds in the MAC Tournament semi-final game against Toledo (Mar. 9)... **High School:** Three-year letterwinner for Barney Brown at TL Hanna High School... Served as a captain for the Yellow Jackets... Had 1,001 career points... Helped the Yellow Jackets become 2014 regional champions... Two-time All-Region selection his sophomore and junior year... Participated in the North-South All-American game at the Electric City All-Star games... Member of the 2016 All-State team... Named the varsity offensive MVP... Awarded the MVP

award at the Daniel Christmas Tournament... A three-year player for the Carolina Wolves club team... Also lettered in football... **Personal:** Full Name: Quinterious Roshon Jones... Son of Latonya and Patrick Jones... Has on brother, Jakeim... Has one sister, Zorriah... **Major:** Sport Management

Season/Career Highs

	Season	Career
Points	8, vs. Central State, (12-8-18)	8, vs. Central State, (12-8-18)
Field Goals	3, vs. Central State, (12-8-18)	3, vs. Central State, (12-8-18)
3-Pointers	---	-
Free Throws	2, vs. Central State, (12-8-18)	2, vs. Central State, (12-8-18)
Rebounds	4, vs. Central State, (12-8-18)	4, vs. Central State, (12-8-18)
Assists	---	-
Steals	---	-
Blocks	---	1, vs. Michigan-Dearborn, (11-12-17)
Minutes	14, vs. Central State, (12-8-18)	14, vs. Central State, (12-8-18)

Miscellaneous Stats

Category	2017-18	Total
Double-digit scoring	-	-
20+ point games	-	-
Double-digit rebounding	-	-
Double-doubles	-	-
Led EMU in scoring	-	-
Led EMU in rebounding	-	-
Led EMU in three-pointers	-	-
5+ assist games	-	-
3+ three-pointers	-	-

2018-19 GAME-BY-GAME STATISTICS

Opponent	Date	gs	min	Total		3-Pointers		Free throws		Rebounds								pts	avg
				fg-fga	pct	3fg-fga	pct	ft-fga	pct	off	def	tot	avg	pf	a	t/o	blk	stl	
ROCHESTER	11-05-18	3		0-0	.000	0-0	.000	0-0	.000	0	0	0	0.0	0	0	0	0	0	0.0
DREXEL	11-09-18	dnp		-	-	-	-	-	-	-	-	-	-	-	-	-	-	-	-
GOSHEN	11-11-18	11		3-4	.750	0-0	.000	0-0	.000	2	1	3	1.5	1	0	1	0	0	3.0
at Duke	11-14-18	5		0-0	.000	0-0	.000	0-0	.000	0	1	1	1.3	0	0	0	0	0	2.0
BOSTON	11-17-18	4		1-2	.500	0-0	.000	0-0	.000	0	0	0	1.0	2	0	0	0	0	2.0
at Rutgers	11-19-18	5		1-2	.500	0-0	.000	0-0	.000	1	0	1	1.0	0	0	0	0	0	2.0
DETROIT MERCY	11-24-18	dnp		-	-	-	-	-	-	-	-	-	-	-	-	-	-	-	-
at TCU	11-26-18	2		0-1	.000	0-0	.000	0-0	.000	0	0	0	0.8	1	0	0	0	0	1.7
at Northeastern	12-01-18	dnp		-	-	-	-	-	-	-	-	-	-	-	-	-	-	-	-
CENTRAL STATE	12-08-18	14		3-3	1.000	0-0	.000	2-2	1.000	1	3	4	1.3	3	0	2	0	0	2.6
UC IRVINE	12-19-18	dnp		-	-	-	-	-	-	-	-	-	-	-	-	-	-	-	-
SIENA HEIGHTS	12-22-18	dnp		-	-	-	-	-	-	-	-	-	-	-	-	-	-	-	-
Totals		0	44	8-12	.667	0-0	.000	2-2	1.000	4	5	9	1.3	7	0	3	0	0	2.6

Games played: 7
Minutes/game: 6.3
Points/game: 2.6
FG Pct: 66.7
FT Pct: 100.0

Rebounds/game: 1.3
Turnovers/game: 0.4

CAREER STATISTICS

			Total		3-Point		F-Throws		Rebounds										Scoring	
Season	gp-gs	min/avg	fg-fga	pct	fg-fga	pct	ft-fta	pct	off	def	tot	avg	pf	fo	ast	to	blk	stl	pts	avg
2017-18	24-0	93/3.9	10-15	.667	0-0	.000	3-8	.375	11	13	24	1.0	22	0	1	7	4	0	23	1.0
2018-19	7-0	44/6.3	8-12	.667	0-0	.000	2-2	1.000	4	5	9	1.3	7	0	0	3	0	0	18	2.6
TOTAL	31-0	137/4.4	18-27	.667	0-0	.000	5-10	.500	15	18	33	1.1	29	0	1	10	4	0	41	1.3

CAREER MID-AMERICAN CONFERENCE STATISTICS

			Total		3-Point		F-Throws		Rebounds										Scoring	
Season	gp-gs	min/avg	fg-fga	pct	fg-fga	pct	ft-fga	pct	off	def	tot	avg	pf	fo	ast	to	blk	stl	pts	avg
2017-18	13-0	48/3.7	5-6	.833	0-0	.000	2-4	.500	6	6	12	0.9	12	0	1	4	1	0	12	0.9
TOTAL	13-0	48/3.7	5-6	.833	0-0	.000	2-4	.500	6	6	12	0.9	12	0	1	4	1	0	12	0.9



Kevin McAdoo

Guard ~ Fr.-Fr. ~ 6-2 ~ 162 lbs
West Bloomfield, Mich.-West Bloomfield

#21

two starts... Registered a career-high 23 points in the Eagles' Collegians.com Tournament game at Sam Houston State (Mar. 19), pouring in a season-best five three-pointers along the way... Pulled down a career-best four rebounds and added 10 points in Eastern's MAC Tournament semi-final game against Toledo (Mar. 9)... Registered five double-digit scoring performance during his rookie campaign... **HIGH SCHOOL:** Four-year letterwinner at West Bloomfield High School... Four-time all-league

selection... Averaged 25 points, five assists and five rebounds per game, while leading his team to the final four and earning third team all-state honors in his senior campaign... All-State honorable mention as a junior... **PERSONAL:** Full Name: Kevin Anthony Curtis McAdoo... Son of Nicole and Kevin McAdoo... Has two brothers, Earl and Darryle, and one sister, Ari'elle... His father played basketball at the University of Detroit for four years... **Major:** Business.

Season/Career Highs

	Season	Career
Points	18, vs. Siena Heights (12-22-18) 23, at Sam Houston State (3-19-18)	
Field Goals	6, vs. Siena Heights (12-22-18) 8, at Sam Houston State (3-19-18)	
3-Pointers	3, vs. Siena Heights (12-22-18) 5, at Sam Houston State (3-19-18)	
Free Throws	3, vs. Siena Heights (12-22-18) 3, vs. Siena Heights (12-22-18)	
Rebounds	3, vs. Siena Heights (12-22-18) 3, vs. Siena Heights (12-22-18)	
Assists	4, vs. Detroit Mercy, (11-24-18) 4, vs. Detroit Mercy, (11-24-18)	
Steals	2, vs. Siena Heights (12-22-18) 2, three times	
Blocks	---	1, vs. Niagara (3-14-18)
Minutes	27, vs. Detroit Mercy, (11-24-18) 35, at Sam Houston State (3-19-18)	

Miscellaneous Stats

Category	2017-18	2018-19	Total
Double-digit scoring	3	3	6
20+ point games	-	-	-
Double-digit rebounding	-	-	-
Double-doubles	-	-	-
Led EMU in scoring	1	2	3
Led EMU in rebounding	-	-	-
Led EMU in three-pointers	3	3	6
5+ assist games	-	-	-
3+ three-pointers	-	1	1

2018-19 GAME-BY-GAME STATISTICS

Opponent	Date	gs	min	Total fg-fga	pct	3-Pointers 3fg-fga	pct	Free throws ft-fta	pct	Rebounds off	def	tot	avg	pf	a	t/o	blk	stl	pts	avg
ROCHESTER	11-05-18	dnp		-	-	-	-	-	-	-	-	-	-	-	-	-	-	-	-	-
DREXEL	11-09-18	21		4-10	.400	2-5	.400	0-0	.000	0	0	0	0.0	1	2	0	0	2	10	10.0
GOSHEN	11-11-18	7		4-5	.800	2-3	.667	0-1	.000	0	0	0	0.0	1	1	1	0	2	10	10.0
at Duke	11-14-18	15		4-8	.500	1-1	1.000	0-1	.000	0	2	2	0.7	0	0	0	0	0	9	9.7
BOSTON	11-17-18	21		4-6	.667	1-2	.500	0-0	.000	0	0	0	0.5	2	1	0	0	0	9	9.5
at Rutgers	11-19-18	21		1-4	.250	0-0	.000	0-0	.000	1	0	1	0.6	5	1	1	0	3	2	8.0
DETROIT MERCY	11-24-18	27		2-9	.222	2-6	.333	2-4	.500	0	0	0	0.5	3	4	4	0	2	8	8.0
at TCU	11-26-18	11		2-4	.500	1-3	.333	0-0	.000	1	0	1	0.6	0	1	0	0	0	5	7.6
at Northeastern	12-01-18	10		1-1	1.000	0-0	.000	0-0	.000	0	0	0	0.5	1	0	2	0	1	2	6.9
CENTRAL STATE	12-08-18	11		3-5	.600	1-3	.333	0-0	.000	0	0	0	0.4	0	1	0	0	1	7	6.9
UC IRVINE	12-19-18	21		4-10	.400	1-4	.250	2-2	1.000	0	0	0	0.4	0	0	0	0	2	11	7.3
SIENA HEIGHTS	12-22-18 *	23		6-12	.500	3-7	.429	3-3	1.000	3	0	3	0.6	0	2	4	0	2	18	8.3
Totals		1	188	35-74	.473	14-34	.412	7-11	.636	5	2	7	0.6	13	13	12	0	15	91	8.3

Games played: 11
Minutes/game: 17.1
Points/game: 8.3
FG Pct: 47.3
3FG Pct: 41.2
FT Pct: 63.6

Rebounds/game: 0.6
Assists/game: 1.2
Turnovers/game: 1.1
Assist/turnover ratio: 1.1
Steals/game: 1.4

CAREER STATISTICS

Season	gp-gs	min/avg	Total fg-fga	pct	3-Point fg-fga	pct	F-Throws ft-fta	pct	Rebounds off	def	tot	avg	pf	fo	ast	to	blk	stl	pts	avg
2017-18	28-2	319/11.4	46-100	.460	22-57	.386	15-19	.789	4	14	18	0.6	14	0	16	19	3	4	129	4.6
2018-19	11-1	188/17.1	35-74	.473	14-34	.412	7-11	.636	5	2	7	0.6	13	1	13	12	0	15	91	8.3
TOTAL	39-3	507/13.0	81-174	.466	36-91	.396	22-30	.733	9	16	25	0.6	27	1	29	31	3	19	220	5.6

CAREER MID-AMERICAN CONFERENCE STATISTICS

Season	gp-gs	min/avg	Total fg-fga	pct	3-Point fg-fga	pct	F-Throws ft-fta	pct	Rebounds off	def	tot	avg	pf	fo	ast	to	blk	stl	pts	avg
2017-18	12-0	125/10.4	13-35	.371	5-17	.294	5-6	.833	1	6	7	0.6	6	0	8	8	1	1	36	3.0
TOTAL	12-0	125/10.4	13-35	.371	5-17	.294	5-6	.833	1	6	7	0.6	6	0	8	8	1	1	36	3.0



Tariq Silver

Guard ~ So.-Fr. ~ 6-5 ~185 lbs
Clarksville, Tenn.-Northwest

#22

All-Area Player of the Year...Named district MVP...Earned all-state honors and led his team to the a district championship...

EMU: Sat out the 2017-18 season as a redshirt...**2017-18:** Sat out the season as a redshirt... High School: Attended Northwest High in Clarksville, Tenn.... Named TN Sports 360 Player of the Year and *The Leaf-Chronicle*

All-area first team and all-district first team honoree as a senior and junior...
Personal: Full Name: Tariq Rashaad Silver...Son of Taavon Silver and Richard Silver and Richard McFadden...Has two sisters, Martajah and Jestyce...

Season/Career Highs

	Season	Career
Points	10, vs. Siena Heights (12-22-18)	10, vs. Siena Heights (12-22-18)
Field Goals	4, vs. Siena Heights (12-22-18)	4, vs. Siena Heights (12-22-18)
3-Pointers	1,vs. Siena Heights (12-22-18)	1, twice
Free Throws	1, vs. Siena Heights (12-22-18)	1, vs. Siena Heights (12-22-18)
Rebounds	2, vs. Siena Heights (12-22-18)	2, vs. Siena Heights (12-22-18)
Assists	1, vs. Siena Heights (12-22-18)	1, three times
Steals	3, vs. Central State, (12-8-18)	3, vs. Central State, (12-8-18)
Blocks	-	-
Minutes	13, vs. Siena Heights (12-22-18)	13, vs. Siena Heights (12-22-18)

Miscellaneous Stats

Category	2018-19	Total
Double-digit scoring	1	1
20+ point games	-	-
Double-digit rebounding	-	-
Double-doubles	-	-
Led EMU in scoring	-	-
Led EMU in rebounding	-	-
Led EMU in three-pointers	1	1
5+ assist games	-	-
3+ three-pointers	-	-

2018-19 GAME-BY-GAME STATISTICS

Opponent	Date	gs	min	Total		3-Pointers		Free throws		Rebounds								pts	avg
				fg-fga	pct	3fg-fga	pct	ft-fa	pct	off	def	tot	avg	pf	a	t/o	blk	stl	
ROCHESTER	11-05-18	1		0-0	.000	0-0	.000	0-0	.000	0	0	0	0.0	0	0	2	0	0	0
DREXEL	11-09-18	dnp		-	-	-	-	-	-	-	-	-	-	-	-	-	-	-	-
GOSHEN	11-11-18	11		2-4	.500	1-2	.500	0-1	.000	0	0	0	0.0	1	0	3	0	0	5
at Duke	11-14-18	3		0-1	.000	0-0	.000	0-0	.000	0	0	0	0.0	0	0	0	0	1	0
BOSTON	11-17-18	1		0-1	.000	0-0	.000	0-0	.000	0	0	0	0.0	0	0	0	0	0	1.3
at Rutgers	11-19-18	5		1-1	1.000	1-1	1.000	0-2	.000	0	1	1	0.2	0	0	0	0	0	3
DETROIT MERCY	11-24-18	9		1-5	.200	1-1	1.000	0-0	.000	0	1	1	0.3	0	1	1	0	0	3
at TCU	11-26-18	dnp		-	-	-	-	-	-	-	-	-	-	-	-	-	-	-	-
at Northeastern	12-01-18	dnp		-	-	-	-	-	-	-	-	-	-	-	-	-	-	-	-
CENTRAL STATE	12-08-18	12		2-4	.500	0-2	.000	0-0	.000	0	1	1	0.4	1	1	1	0	3	4
UC IRVINE	12-19-18	dnp		-	-	-	-	-	-	-	-	-	-	-	-	-	-	-	-
SIENA HEIGHTS	12-22-18	13		4-9	.444	1-4	.250	1-1	1.000	2	0	2	0.6	1	1	0	0	0	10
Totals		0	55	10-25	.400	4-10	.400	1-4	.250	2	3	5	0.6	3	3	7	0	4	25

Games played: 8
Minutes/game: 6.9
Points/game: 3.1
FG Pct: 40.0
3FG Pct: 40.0
FT Pct: 25.0

Rebounds/game: 0.6
Assists/game: 0.4
Turnovers/game: 0.9
Assist/turnover ratio: 0.4
Steals/game: 0.5

CAREER STATISTICS

			Total		3-Point		F-Throws		Rebounds										Scoring	
Season	gp-gs	min/avg	fg-fga	pct	fg-fga	pct	ft-flt	pct	off	def	tot	avg	pf	fo	ast	to	blk	stl	pts	avg
2018-19	8-0	55/6.9	10-25	.400	4-10	.400	1-4	.250	2	3	5	0.6	3	0	3	7	0	4	25	3.1
TOTAL	8-0	55/6.9	10-25	.400	4-10	.400	1-4	.250	2	3	5	0.6	3	0	3	7	0	4	25	3.1

CAREER MID-AMERICAN CONFERENCE STATISTICS

--	--	--	--	--	--	--	--	--	--	--	--	--	--	--	--	--	--	--	--



Damari Parris

Guard ~ Jr.-Jr. ~ 6-1 ~157 lbs
Bowie, Md.-Evelyn Mack Academy-Trinity Valley C.C.

#23

Cardinals, shooting three brothers: Mani, 32.7 percent from Kari, and Xavier, and beyond the three-point line and 41.6 percent from the floor overall... Began his collegiate career at Western Kentucky University where he averaged 10.8 minutes per game in 24 games before a hand injury ended his season...

EMU: joins Eastern as a junior after spending his most recent season at Trinity Valley Community College in Athens, Texas... **Trinity Valley C.C.:** Averaged 12.5 points, 3.0 rebounds, and 1.2 assists per game in his only year with the

Personal: Full Name: Damari Unique Parris...
Son of Haslyn and Novella Parris...Has

Season/Career Highs

	Season	Career
Points	15, Rochester, (11-6-18)	15, Rochester, (11-6-18)
Field Goals	6, Rochester, (11-6-18)	6, Rochester, (11-6-18)
3-Pointers	3, Rochester, (11-6-18)	3, Rochester, (11-6-18)
Free Throws	4, vs Goshen (11-11-18)	4, vs Goshen (11-11-18)
Rebounds	6, Rochester, (11-6-18)	6, Rochester, (11-6-18)
Assists	8, at Northeastern (12-1-18)	8, at Northeastern (12-1-18)
Steals	3, Rochester, (11-6-18)	3, Rochester, (11-6-18)
Blocks	-	-
Minutes	40, Rochester, (11-6-18)	40, Rochester, (11-6-18)

Miscellaneous Stats

Category	2018-19	Total
Double-digit scoring	1	1
20+ point games	-	-
Double-digit rebounding	-	-
Double-doubles	-	-
Led EMU in scoring	-	-
Led EMU in rebounding	-	-
Led EMU in three-pointers	1	1
5+ assist games	2	2
3+ three-pointers	1	1

2018-19 GAME-BY-GAME STATISTICS

Opponent	Date	gs	min	Total		3-Pointers		Free throws		Rebounds												
				fg-fga	pct	3fg-fga	pct	ft-fa	pct	off	def	tot	avg	pf	a	t/o	blk	stl	pts	avg		
ROCHESTER	11-05-18	*	40	6-17	.353	3-6	.500	0-0	.000	2	4	6	6.0	3	0	4	0	3	15	15.0		
DREXEL	11-09-18	*	20	2-5	.400	1-2	.500	0-0	.000	0	0	0	3.0	1	0	1	0	0	5	10.0		
GOSHEN	11-11-18	*	20	1-5	.200	0-2	.000	4-4	1.000	1	1	2	2.7	1	3	2	0	0	6	8.7		
at Duke	11-14-18	*	19	3-10	.300	2-6	.333	1-2	.500	1	2	3	2.8	0	0	2	0	1	9	8.8		
BOSTON	11-17-18	*	9	0-1	.000	0-0	.000	0-0	.000	1	1	2	2.6	1	1	1	0	1	0	7.0		
at Rutgers	11-19-18	*	14	1-6	.167	0-3	.000	0-0	.000	0	0	0	2.2	0	0	0	0	0	2	6.2		
DETROIT MERCY	11-24-18	*	16	1-4	.250	1-4	.250	0-0	.000	1	1	2	2.1	1	3	0	0	0	3	5.7		
at TCU	11-26-18	*	31	3-8	.375	1-4	.250	0-0	.000	1	2	3	2.3	1	7	1	0	1	7	5.9		
at Northeastern	12-01-18	*	31	0-3	.000	0-3	.000	0-0	.000	0	0	0	2.0	3	8	1	0	0	0	5.2		
CENTRAL STATE	12-08-18	*	17	1-5	.200	0-3	.000	0-0	.000	0	2	2	2.0	0	7	1	0	1	2	4.9		
UC IRVINE	12-19-18	*	14	3-6	.500	0-1	.000	0-0	.000	0	3	3	2.1	0	1	0	0	0	6	5.0		
SIENA HEIGHTS	12-22-18	dnp		-	-	-	-	-	-	-	-	-	-	-	-	-	-	-	-	-		
Totals			11	21-70	.300	8-34	.235	5-6	.833	7	16	23	2.1	11	30	13	0	7	55	5.0		


Games played: 11
Minutes/game: 21.0
Points/game: 5.0
FG Pct: 30.0
3FG Pct: 23.5
FT Pct: 83.3

Rebounds/game: 2.1
Assists/game: 2.7
Turnovers/game: 1.2
Assist/turnover ratio: 2.3
Steals/game: 0.6

CAREER STATISTICS

			Total		3-Point		F-Throws		Rebounds											Scoring	
Season	gp-gs	min/avg	fg-fga	pct	fg-fga	pct	ft-fa	pct	off	def	tot	avg	pf	fo	ast	to	blk	stl	pts	avg	
2018-19	11-11	231/21.0	21-70	.300	8-34	.235	5-6	.833	7	16	23	2.1	11	0	30	13	0	7	55	5.0	
TOTAL	11-11	231/21.0	21-70	.300	8-34	.235	5-6	.833	7	16	23	2.1	11	0	30	13	0	7	55	5.0	

CAREER MID-AMERICAN CONFERENCE STATISTICS



Andre Rafus

Guard/Forward ~ Fr.-Fr. ~6-9 ~178 lbs
Baltimore, Md.-Reach Partnership at Lake Clifton

#25

season playing at Mt. brothers: Amir and Zion Prep and a high A h m a d ... M a j o r : school career at Reach Sports Medicine.

Partnership at Lake Clifton... 1,000-point scorer was named to all-star teams after his freshman and sophomore seasons, and a Baltimore City First Team honoree his senior season... **Personal:** Full Name: Andre Lamont Rafus Jr....Son of Andre Rafus Sr and Denine Rafus...Has two

Season/Career Highs

	Season	Career
Points	5, at Northeastern (12-1-18)	5, at Northeastern (12-1-18)
Field Goals	2, at Northeastern (12-1-18)	2, at Northeastern (12-1-18)
3-Pointers	-	-
Free Throws	-	-
Rebounds	2, at TCU (11-26-18)	1, vs. Goshen (11-11-18)
Assists	-	-
Steals	1, Rochester, (11-6-18)	1, Rochester, (11-6-18)
Blocks	1, vs. Goshen (11-11-18)	1, vs. Goshen (11-11-18)
Minutes	23, at TCU (11-26-18)	8, vs. Goshen (11-11-18)

Miscellaneous Stats

Category	2018-19	Total
Double-digit scoring	-	-
20+ point games	-	-
Double-digit rebounding	-	-
Double-doubles	-	-
Led EMU in scoring	-	-
Led EMU in rebounding	-	-
Led EMU in three-pointers	-	-
5+ assist games	-	-
3+ three-pointers	-	-

2018-19 GAME-BY-GAME STATISTICS

Opponent	Date	gs	min	Total		3-Pointers		Free throws		Rebounds											
				fg-fga	pct	3fg-fga	pct	ft-fa	pct	off	def	tot	avg	pf	a	t/o	blk	stl	pts	avg	
ROCHESTER	11-05-18		2	0-0	.000	0-0	.000	0-0	.000	0	0	0	0.0	0	0	1	0	1	0	0.0	
DREXEL	11-09-18		dnp	-	-	-	-	-	-	-	-	-	-	-	-	-	-	-	-	-	
GOSHEN	11-11-18		8	2-2	1.000	0-0	.000	0-0	.000	0	1	1	0.5	0	0	1	1	0	4	2.0	
at Duke	11-14-18		3	0-2	.000	0-2	.000	0-0	.000	0	1	1	0.7	0	0	0	0	0	0	1.3	
BOSTON	11-17-18		dnp	-	-	-	-	-	-	-	-	-	-	-	-	-	-	-	-	-	
DETROIT MERCY	11-24-18		dnp	-	-	-	-	-	-	-	-	-	-	-	-	-	-	-	-	-	
at TCU	11-26-18		23	1-4	.250	0-3	.000	0-0	.000	0	2	2	1.0	3	0	0	0	0	2	1.5	
at Northeastern	12-01-18		8	2-3	.667	1-2	.500	0-0	.000	0	0	0	0.8	0	0	1	0	0	5	2.2	
CENTRAL STATE	12-08-18		dnp	-	-	-	-	-	-	-	-	-	-	-	-	-	-	-	-	-	
UC IRVINE	12-19-18		dnp	-	-	-	-	-	-	-	-	-	-	-	-	-	-	-	-	-	
SIENA HEIGHTS	12-22-18		dnp	-	-	-	-	-	-	-	-	-	-	-	-	-	-	-	-	-	
Totals			0	44	5-11	.455	1-7	.143	0-0	.000	0	4	4	0.8	3	0	3	1	1	11	2.2


Games played: 5
Minutes/game: 8.8
Points/game: 2.2
FG Pct: 45.5
3FG Pct: 14.3

Rebounds/game: 0.8
Turnovers/game: 0.6
Steals/game: 0.2
Blocks/game: 0.2

CAREER STATISTICS

Season	gp-gs	min/avg	Total		3-Point		F-Throws		Rebounds										Scoring	
			fg-fga	pct	fg-fga	pct	ft-fa	pct	off	def	tot	avg	pf	fo	ast	to	blk	stl	pts	avg
2018-19	5-0	44/8.8	5-11	.455	1-7	.143	0-0	.000	0	4	4	0.8	3	0	0	3	1	1	11	2.2
TOTAL	5-0	44/8.8	5-11	.455	1-7	.143	0-0	.000	0	4	4	0.8	3	0	0	3	1	1	11	2.2

CAREER MID-AMERICAN CONFERENCE STATISTICS



Jalen King

Forward ~ So.-So. ~6-9 ~215 lbs
Pasco, Wash.-Kings Academy

#30

points, 10 rebounds, and three blocks per game as a senior... Named the defensive player of the year his sophomore and junior years... Participated in RL9 and Texas Pro club teams... Also played football... **Personal:** Full Name: Jalen Fitzgerald King... Son of Elaine and Vincent King... Has two sisters, Beyora and Chalise... **High Major:** Business

EMU: 2017-18: Played in 20 games during his true freshman season... Pulled down 0.8 rebounds per game in just 4.5 minutes per contest... Had nine blocks and four steals on the defensive end of the floor... **High School:** Recorded six

Season/Career Highs

	Season	Career
Points	6, vs. Central State, (12-8-18)	6, vs. Central State, (12-8-18)
Field Goals	3, vs. Central State, (12-8-18)	3, vs. Central State, (12-8-18)
3-Pointers	-	-
Free Throws	-	-
Rebounds	4, at Duke (11-14-18)	4, at Duke (11-14-18)
Assists	3, vs. Goshen (11-11-18)	3, vs. Goshen (11-11-18)
Steals	3, vs. Goshen (11-11-18)	3, vs. Goshen (11-11-18)
Blocks	2, vs. Goshen (11-11-18)	2, vs. Goshen (11-11-18)
Minutes	16, vs. Central State, (12-8-18)	16, vs. Central State, (12-8-18)

Miscellaneous Stats

Category	2017-18	Total
Double-digit scoring	-	-
20+ point games	-	-
Double-digit rebounding	-	-
Double-doubles	-	-
Led EMU in scoring	-	-
Led EMU in rebounding	-	-
Led EMU in three-pointers	-	-
5+ assist games	-	-
3+ three-pointers	-	-

2018-19 GAME-BY-GAME STATISTICS

Opponent	Date	gs	min	Total fg-fga	pct	3-Pointers 3fg-fga	pct	Free throws ft-fa	pct	Rebounds off	def	tot	avg	pf	a	t/o	blk	stl	pts	avg
ROCHESTER	11-05-18	6		0-0	.000	0-0	.000	0-0	.000	0	2	2	2.0	0	0	0	0	0	0	0.0
DREXEL	11-09-18	4		0-0	.000	0-0	.000	0-0	.000	0	0	0	1.0	2	0	0	0	0	0	0.0
GOSHEN	11-11-18	14		1-1	1.000	0-0	.000	0-0	.000	1	1	2	1.3	1	3	1	2	3	2	0.7
at Duke	11-14-18	10		2-2	1.000	0-0	.000	0-0	.000	1	3	4	2.0	4	1	1	0	0	4	1.5
BOSTON	11-17-18	4		0-0	.000	0-0	.000	0-0	.000	1	1	2	2.0	1	0	0	0	0	0	1.2
at Rutgers	11-19-18 *	6		1-1	1.000	0-0	.000	0-1	.000	1	1	2	2.0	1	0	0	0	0	2	1.3
DETROIT MERCY	11-24-18	dnp		-	-	-	-	-	-	-	-	-	-	-	-	-	-	-	-	-
at TCU	11-26-18	2		0-0	.000	0-0	.000	0-0	.000	0	0	0	1.7	0	0	0	0	0	0	1.1
at Northeastern	12-01-18	dnp		-	-	-	-	-	-	-	-	-	-	-	-	-	-	-	-	-
CENTRAL STATE	12-08-18	16		3-5	.600	0-0	.000	0-0	.000	2	1	3	1.9	0	2	0	1	0	6	1.8
UC IRVINE	12-19-18	8		0-0	.000	0-0	.000	0-0	.000	0	0	0	1.7	0	0	0	0	0	0	1.6
SIENA HEIGHTS	12-22-18	10		1-2	.500	0-0	.000	2-2	1.000	0	0	0	1.5	3	0	0	0	1	4	1.8
Totals		1	80	8-11	.727	0-0	.000	2-3	.667	6	9	15	1.5	12	6	2	3	4	18	1.8

Games played: 10
Minutes/game: 8.0
Points/game: 1.8
FG Pct: 72.7
FT Pct: 66.7


Rebounds/game: 1.5
Assists/game: 0.6
Turnovers/game: 0.2
Assist/turnover ratio: 3.0
Steals/game: 0.4
Blocks/game: 0.3

CAREER STATISTICS

Season	gp-gs	min/avg	Total fg-fga	pct	3-Point fg-fga	pct	F-Throws ft-fa	pct	Rebounds off	def	tot	avg	pf	fo	ast	to	blk	stl	pts	avg
2017-18	20-0	90/4.5	0-3	.000	0-0	.000	0-4	.000	4	11	15	0.8	23	1	0	7	9	4	0	0.0
2018-19	10-1	80/8.0	8-11	.727	0-0	.000	2-3	.667	6	9	15	1.5	12	0	6	2	3	4	18	1.8
TOTAL	30-1	170/5.7	8-14	.571	0-0	.000	2-7	.286	10	20	30	1.0	35	1	6	9	12	8	18	0.6

CAREER MID-AMERICAN CONFERENCE STATISTICS

Season	gp-gs	min/avg	Total fg-fga	pct	3-Point fg-fga	pct	F-Throws ft-fa	pct	Rebounds off	def	tot	avg	pf	fo	ast	to	blk	stl	pts	avg
2017-18	10-0	39/3.9	0-0	.000	0-0	.000	0-2	.000	1	5	6	0.6	15	1	0	4	3	1	0	0.0
TOTAL	10-0	39/3.9	0-0	.000	0-0	.000	0-2	.000	1	5	6	0.6	15	1	0	4	3	1	0	0.0



Ty Groce

Forward ~ Jr.-So. ~6-7 ~207 lbs
Ypsilanti, Mich.-Lincoln

#31

collegiate debut against Spring Arbor (Nov. 10), and then again against rival Central Michigan (Jan. 9) and Ohio (Jan. 20)... Made a season-best four three pointers on five attempts against Ohio... Pulled down a season-high eight rebounds on to occasions, once against Arkansas State (Nov. 16) and again in the CollegiateInsider.com Tournament game against Sam Houston State (Mar. 19)... **High School:** Three-year varsity letterwinner at Ypsilanti Lincoln High School...Named to the Washtenaw County

Dream Team as a senior... Associated Press All-State Honorable Mention award winner...Named Third Team All-State according to the Detroit Free Press... Averaged 18 points, 12 rebounds, four blocks, three steals and two assists per game as a senior... **Personal:** Full Name: Tyler Matthew Groce... Son of Marian Groce... His mother, Marian, play basketball at Ferris State University...**Major:** Sports Management.

Season/Career Highs

	Season	Career
Points	14, vs. Central State, (12-8-18)	15, vs. Ohio (1-20-18)
Field Goals	6, vs. Central State, (12-8-18)	6, twice
3-Pointers	2, vs. Central State, (12-8-18)	4, vs. Ohio, (1-20-18)
Free Throws	4, vs. Detroit Mercy, (11-24-18)	6, vs. Central Mich. (1-9-18)
Rebounds	9, vs. Central State, (12-8-18)	9, vs. Central State, (12-8-18)
Assists	4, vs. Siena Heights (12-22-18)	4 twice
Steals	3, vs. Drexel (11-9-18)	6, vs. Spring Arbor, (11-10-17)
Blocks	3, vs. UC Irvine (12-19-18)	3, vs. UC Irvine (12-19-18)
Minutes	32, vs. Rochester (11-6-18)	35, vs. Ohio, (1-20-18)

Miscellaneous Stats

Category	2017-18	2018-19	Total
Double-digit scoring	4	3	7
20+ point games	-	-	-
Double-digit rebounding	-	-	-
Double-doubles	-	-	-
Led EMU in scoring	-	-	-
Led EMU in rebounding	-	1	1
Led EMU in three-pointers	-	1	1
5+ assist games	-	-	-
3+ three-pointers	2	1	3

2018-19 GAME-BY-GAME STATISTICS

Opponent	Date	gs	min	Total fg-fga	pct	3-Pointers 3fg-fga	pct	Free throws ft-fta	pct	Rebounds off	def	tot	avg	pf	a	t/o	blk	stl	pts	avg
ROCHESTER	11-05-18	*	30	3-5	.600	0-2	.000	0-0	.000	3	5	8	8.0	3	3	5	0	1	6	6.0
DREXEL	11-09-18	*	21	3-5	.600	0-1	.000	1-1	1.000	1	5	6	7.0	0	0	0	0	3	7	6.5
GOSHEN	11-11-18		10	0-2	.000	0-0	.000	0-0	.000	0	1	1	5.0	1	3	2	0	1	0	4.3
at Duke	11-14-18		10	2-3	.667	0-0	.000	0-0	.000	1	2	3	4.5	0	0	1	1	1	4	4.3
BOSTON	11-17-18		10	0-0	.000	0-0	.000	0-0	.000	0	1	1	3.8	0	0	0	1	1	0	3.4
at Rutgers	11-19-18		16	0-3	.000	0-1	.000	0-1	.000	1	2	3	3.7	0	0	0	0	0	0	2.8
DETROIT MERCY	11-24-18		15	2-8	.250	1-4	.250	4-6	.667	2	2	4	3.7	1	4	0	0	0	9	3.7
at TCU	11-26-18	*	32	4-6	.667	2-4	.500	2-3	.667	1	4	5	3.9	1	0	1	1	2	12	4.8
at Northeastern	12-01-18	*	27	3-4	.750	0-1	.000	1-3	.333	0	1	1	3.6	2	0	0	0	1	7	5.0
CENTRAL STATE	12-08-18	*	19	6-9	.667	2-4	.500	0-0	.000	2	7	9	4.1	1	2	1	1	2	14	5.9
UC IRVINE	12-19-18		18	1-4	.250	1-3	.333	2-2	1.000	1	0	1	3.8	0	1	2	3	0	5	5.8
SIENA HEIGHTS	12-22-18	*	25	4-7	.571	0-3	.000	2-2	1.000	2	3	5	3.9	0	4	2	1	2	10	6.2
Totals			6	233	.500	6-23	.261	12-18	.667	14	33	47	3.9	9	17	14	8	14	74	6.2

Games played: 12
Minutes/game: 19.4
Points/game: 6.2
FG Pct: 50.0
3FG Pct: 26.1
FT Pct: 66.7

Rebounds/game: 3.9
Assists/game: 1.4
Turnovers/game: 1.2
Assist/turnover ratio: 1.2
Steals/game: 1.2
Blocks/game: 0.7

CAREER STATISTICS

Season	gp-gs	min/avg	Total fg-fga	pct	3-Point fg-fga	pct	F-Throws ft-fta	pct	Rebounds off	def	tot	avg	pf	fo	ast	to	blk	stl	pts	avg
2017-18	34-7	506/14.9	46-118	.390	15-48	.313	24-39	.615	22	66	88	2.6	66	1	22	34	17	22	131	3.9
2018-19	12-6	233/19.4	28-56	.500	6-23	.261	12-18	.667	14	33	47	3.9	9	0	17	14	8	14	74	6.2
TOTAL	46-13	739/16.1	74-174	.425	21-71	.296	36-57	.632	36	99	135	2.9	75	1	39	48	25	36	205	4.5

CAREER MID-AMERICAN CONFERENCE STATISTICS

Season	gp-gs	min/avg	Total fg-fga	pct	3-Point fg-fga	pct	F-Throws ft-fta	pct	Rebounds off	def	tot	avg	pf	fo	ast	to	blk	stl	pts	avg
2017-18	18-7	290/16.1	26-63	.413	6-20	.300	18-27	.667	9	36	45	2.5	34	1	9	18	11	6	76	4.2
TOTAL	18-7	290/16.1	26-63	.413	6-20	.300	18-27	.667	9	36	45	2.5	34	1	9	18	11	6	76	4.2



Isaiah Green

Forward ~Sr.-Sr. ~6-7 ~204 lbs.
Southfield, Mich.-Southfield (Lansing C.C.)

#32

Region XII First Team honors... All-MCCAA Team and MCCAA Western Conference Player of the Year honoree...Two-time Western Conference All-Defensive Team selection and Western Conference Defensive Player of the Year honors... Captured MVP honors at NJCAA National All-Star Game for D II/III...Led team to top-20 ranking, while leading the country in rebounds per game with 13.5 and averaging the second-most points per game on the team, with 18.3, on a 64 percent clip...**2015-16:** Named All-MCCAA, as well as First Team MCCAA Western Conference and All-MCCAA Freshmen Team...Earned MCCAA Western Conference All-Defensive Team honors...Defensive Player of the Year awardee...Earned NJCAA Region XII First Team honors

as well as NJCAA Region 9 All-Tournament Team honors... Started all 35 games and averaged a double-double with 15.7 points and 10 rebounds per game...High School: Attended Southfield High...Averaged 17 points per game as well as 10 rebounds per game as a senior...**Personal:** Full Name: Isaiah Green...Son of Dena and Roosevelt Green...Has three sisters; Christina, Jay and Faith... His dad played for the Danville CC and Lane College men's basketball teams while his sister, Christina, was a member of Wayne State's women's basketball program...**Major:** Graphic Design.

Season/Career Highs

	Season	Career
Points	6, vs. Goshen (11-11-18)	6, vs. Goshen (11-11-18)
Field Goals	3, vs. Goshen (11-11-18)	3, vs. Goshen (11-11-18)
3-Pointers	1, at Rutgers (11-19-18)	1, at Rutgers (11-19-18)
Free Throws	2, vs. Siena Heights (12-22-18)	2, vs. Siena Heights (12-22-18)
Rebounds	5, vs. Siena Heights (12-22-18)	5, three times
Assists	1, vs. Siena Heights (12-22-18)	1, vs. twice
Steals	2, Rochester, (11-6-18)	2, Rochester, (11-6-18)
Blocks	1, vs. Siena Heights (12-22-18)	2, vs. Rochester (12-29-17)
Minutes	13, Rochester, (11-6-18)	14, vs. Rochester (12-29-17)

Miscellaneous Stats

Category	2017-18	2018-19	Total
Double-digit scoring	-	-	-
20+ point games	-	-	-
Double-digit rebounding	-	-	-
Double-doubles	-	-	-
Led EMU in scoring	-	-	-
Led EMU in rebounding	-	-	-
Led EMU in three-pointers	-	1	1
5+ assist games	-	-	-
3+ three-pointers	-	-	-

2018-19 GAME-BY-GAME STATISTICS

Opponent	Date	gs	min	Total		3-Pointers		Free throws		Rebounds								pts	avg
				fg-fga	pct	3fg-fga	pct	ft-fga	pct	off	def	tot	avg	pf	a	t/o	blk	stl	
ROCHESTER	11-05-18	13		1-1	1.000	0-0	.000	0-0	.000	0	2	2	2.0	0	0	1	0	2	2
DREXEL	11-09-18	3		0-0	.000	0-0	.000	0-0	.000	0	0	0	1.0	0	0	0	0	0	1.0
GOSHEN	11-11-18	12		3-4	.750	0-0	.000	0-0	.000	2	3	5	2.3	0	1	0	0	0	6
at Duke	11-14-18	9		1-2	.500	0-0	.000	0-0	.000	1	1	2	2.3	1	0	0	1	0	2
BOSTON	11-17-18	1		0-0	.000	0-0	.000	0-0	.000	0	0	0	1.8	0	0	0	1	0	2.0
at Rutgers	11-19-18	10		2-2	1.000	1-1	1.000	0-0	.000	0	1	1	1.7	1	0	1	0	0	5
DETROIT MERCY	11-24-18	1		0-0	.000	0-0	.000	0-0	.000	0	0	0	1.4	0	0	0	0	0	2.1
at TCU	11-26-18	dnp		-	-	-	-	-	-	-	-	-	-	-	-	-	-	-	-
at Northeastern	12-01-18	dnp		-	-	-	-	-	-	-	-	-	-	-	-	-	-	-	-
CENTRAL STATE	12-08-18	6		2-4	.500	0-0	.000	0-1	.000	2	3	5	1.9	0	0	1	0	0	4
UC IRVINE	12-19-18	dnp		-	-	-	-	-	-	-	-	-	-	-	-	-	-	-	-
SIENA HEIGHTS	12-22-18	9		0-0	.000	0-0	.000	2-2	1.000	2	3	5	2.2	0	1	1	1	0	2
Totals		0	64	9-13	.692	1-1	1.000	2-3	.667	7	13	20	2.2	2	2	4	3	2	21

Games played: 9
Minutes/game: 7.1
Points/game: 2.3
FG Pct: 69.2
3FG Pct: 100.0
FT Pct: 66.7

Rebounds/game: 2.2
Assists/game: 0.2
Turnovers/game: 0.4
Assist/turnover ratio: 0.5
Steals/game: 0.2
Blocks/game: 0.3

CAREER STATISTICS

			Total		3-Point		F-Throws		Rebounds											Scoring	
Season	gp-gs	min/avg	fg-fga	pct	fg-fga	pct	ft-fga	pct	off	def	tot	avg	pf	fo	ast	to	blk	stl	pts	avg	
2017-18	17-0	92/5.4	7-15	.467	0-1	.000	2-3	.667	3	17	20	1.2	7	0	1	2	5	5	16	0.9	
2018-19	9-0	64/7.1	9-13	.692	1-1	1.000	2-3	.667	7	13	20	2.2	2	0	2	4	3	2	21	2.3	
TOTAL	26-0	156/6.0	16-28	.571	1-2	.500	4-6	.667	10	30	40	1.5	9	0	3	6	8	7	37	1.4	

CAREER MID-AMERICAN CONFERENCE STATISTICS

			Total		3-Point		F-Throws			Rebounds										Scoring	
Season	gp-gs	min/avg	fg-fga	pct	fg-fga	pct	ft-fga	pct	off	def	tot	avg	pf	fo	ast	to	blk	stl	pts	avg	
2017-18	5-0	20/4.0	1-2	.500	0-0	.000	2-2	1.000	1	5	6	1.2	3	0	0	1	0	2	4	0.8	
TOTAL	5-0	20/4.0	1-2	.500	0-0	.000	2-2	1.000	1	5	6	1.2	3	0	0	1	0	2	4	0.8	



Derek Ballard Jr.

Forward ~So.-Fr. ~6-8 ~220 lbs.
Southfield, Mich.-Southfield-Lathrup

#33

game in his senior season...**Personal:**

Full Name: Derek Gene Ballard Jr...Son of Derek and Michelle Ballard...Has one sister, Taylor...**Major:** Business Marketing.

EMU: Joined EMU prior to the 2017-18 season and redshirted...**High School:** Graduated from Southfield-Lathrup High School where he played basketball for coach Desmond Denham... Averaged eight points and five rebounds per

Season/Career Highs

	Season	Career
Points	2, vs. Goshen (11-11-18)	2, vs. Goshen (11-11-18)
Field Goals	-	-
3-Pointers	-	-
Free Throws	2, vs. Goshen (11-11-18)	2, vs. Goshen (11-11-18)
Rebounds	3, vs. Goshen (11-11-18)	3, vs. Goshen (11-11-18)
Assists	-	-
Steals	1, vs. Central State, (12-8-18)	1, vs. Central State, (12-8-18)
Blocks	-	-
Minutes	12, vs. Goshen (11-11-18)	12, vs. Goshen (11-11-18)

Miscellaneous Stats

Category	2017-18	Total
Double-digit scoring	-	-
20+ point games	-	-
Double-digit rebounding	-	-
Double-doubles	-	-
Led EMU in scoring	-	-
Led EMU in rebounding	-	-
Led EMU in three-pointers	-	-
5+ assist games	-	-
3+ three-pointers	-	-

2018-19 GAME-BY-GAME STATISTICS

Opponent	Date	gs	min	Total fg-fga	pct	3-Pointers 3fg-fga	pct	Free throws ft-fta	pct	Rebounds off	def	tot	avg	pf	a	t/o	blk	stl	pts	avg
ROCHESTER	11-05-18	dnp		-	-	-	-	-	-	-	-	-	-	-	-	-	-	-	-	-
DREXEL	11-09-18	dnp		-	-	-	-	-	-	-	-	-	-	-	-	-	-	-	-	-
GOSHEN	11-11-18	12		0-1	.000	0-1	.000	2-2	1.000	1	2	3	3.0	1	0	0	0	0	2	2.0
at Duke	11-14-18	1		0-2	.000	0-0	.000	0-0	.000	1	0	1	2.0	0	0	0	1	0	0	1.0
BOSTON	11-17-18	1		0-1	.000	0-1	.000	1-2	.500	1	0	1	1.7	0	0	0	0	0	1	1.0
at Rutgers	11-19-18	1		0-0	.000	0-0	.000	0-0	.000	0	1	1	1.5	0	0	0	0	0	0	0.8
DETROIT MERCY	11-24-18	dnp		-	-	-	-	-	-	-	-	-	-	-	-	-	-	-	-	-
at TCU	11-26-18	dnp		-	-	-	-	-	-	-	-	-	-	-	-	-	-	-	-	-
at Northeastern	12-01-18	dnp		-	-	-	-	-	-	-	-	-	-	-	-	-	-	-	-	-
CENTRAL STATE	12-08-18	3		0-2	.000	0-2	.000	0-0	.000	0	1	1	1.4	0	0	0	0	1	0	0.6
UC IRVINE	12-19-18	dnp		-	-	-	-	-	-	-	-	-	-	-	-	-	-	-	-	-
SIENA HEIGHTS	12-22-18	4		0-0	.000	0-0	.000	0-0	.000	0	0	0	1.2	0	0	0	0	0	0	0.5
Totals		0	22	0-6	.000	0-4	.000	3-4	.750	3	4	7	1.2	1	0	0	1	1	3	0.5

Games played: 6
Minutes/game: 3.7
Points/game: 0.5
FG Pct: 0.0
3FG Pct: 0.0
FT Pct: 75.0

Rebounds/game: 1.2
Steals/game: 0.2
Blocks/game: 0.2


CAREER STATISTICS

Season	gp-gs	min/avg	Total fg-fga	pct	3-Point fg-fga	pct	F-Throws ft-fta	pct	Rebounds off	def	tot	avg	pf	fo	ast	to	blk	stl	pts	avg
2018-19	6-0	22/3.7	0-6	.000	0-4	.000	3-4	.750	3	4	7	1.2	1	0	0	0	1	1	3	0.5
TOTAL	6-0	22/3.7	0-6	.000	0-4	.000	3-4	.750	3	4	7	1.2	1	0	0	0	1	1	3	0.5

CAREER MID-AMERICAN CONFERENCE STATISTICS

EMU ALL-TIME AGAINST MAC OPPONENTS

3-8-91	N	W	66-47	1-30-10	A	L	51-61	1-9-16	A	L	63-80	3-3-81	A	L	88-95	2-15-29	A	L	26-39						
1-29-92	A	L	56-64	2-5-11	H	L	56-58	3-1-16	H	W	75-71	1-23-82	A	L	68-87	3-5-29	H	L	27-31						
2-26-92	H	W	67-65(OT)	2-1-12	A	L	57-62(OT)	2-4-17	A	L	69-81	2-20-82	H	W	48-45	1-31-31	H	L	20-38						
1-20-93	H	W	75-71	1-19-13	H	W	65-58	2-25-17	H	W	84-68	1-15-83	A	L	67-80	2-25-31	H	W	32-28						
2-17-93	A	L	55-61	3-13-13	N	W	58-47	3-6-17	H	W	72-69	1-12-83	H	L	48-62	2-9-74	A	L	55-78						
1-12-94	A	W	67-55	2-1-14	A	L	61-65	1-13-18	A	L	66-72	1-7-84	H	L	48-53	12-4-74	A	L	65-80						
2-9-94	H	W	68-58	1-10-15	A	L	81-82(OT)	2-24-18	H	W	82-53	2-4-84	A	L	75-76	2-8-75	H	W	62-60						
1-28-95	A	W	77-70	2-10-15	H	W	83-69	OHIO -- 25-49										1-30-85	A	W	83-74	1-7-76	H	L	58-78
2-25-95	H	W	85-50	3-9-15	N	W	62-61(OT)	(18-17 Home, 5-32 Away, 2-0 Neutral)										2-26-85	H	W	69-67	2-11-76	A	L	73-85
1-27-96	H	W	96-81	2-2-16	H	W	94-69	(18-17 Home, 5-32 Away, 2-0 Neutral)										12-28-85	N	W	76-61	2-5-77	H	L	53-56
2-24-96	A	L	73-91	1-28-17	A	W	74-57	1-16-73	A	L	73-89	1-22-86	H	W	75-58	1-25-78	H	W	66-53						
3-5-96	N	W	84-72	1-27-18	A	W	58-48	12-8-73	A	L	54-73	2-19-86	A	L	75-89	3-1-78	A	W	82-71						
1-4-97	H	W	91-77	NORTHERN ILLINOIS -- 42-54										1-14-87	A	W	67-61	1-10-79	A	L	73-81				
3-1-97	A	W	73-59	(28-22 Home, 13-31 Away, 1-1 Neutral)										3-1-75	A	W	62-57	2-11-87	H	W	86-71	2-7-79	H	W	92-76
2-7-98	A	L	79-74	1-29-26	H	L	35-39	1-21-76	A	L	66-74	1-13-88	H	W	82-54	1-12-80	A	W	66-55						
12-21-98	A	L	61-72	1-28-28	H	W	42-29	2-25-76	H	L	75-78	2-10-88	A	W	81-66	2-16-80	H	W	80-74						
1-12-00	H	L	67-80	1-13-49	H	L	59-61	12-22-76	A	L	81-91	1-7-89	H	W	68-56	1-14-81	A	L	61-67						
2-9-00	A	L	64-76	1-7-50	A	L	46-61	3-5-77	H	W	80-75	1-7-89	H	W	68-56	2-11-81	A	L	58-69						
1-3-01	A	L	57-70	12-9-50	H	L	67-69	2-20-78	A	L	62-66	2-4-89	A	L	77-85	1-6-82	A	W	71-70						
1-24-01	H	L	51-79	2-3-51	A	L	56-58	1-13-79	A	L	64-76	1-31-90	A	L	78-82	3-2-82	H	L	42-44						
1-29-02	H	L	62-82	2-11-52	A	L	60-57	2-17-79	H	L	82-86	2-28-90	H	W	74-65	1-29-83	A	W	73-61						
1-4-03	A	L	85-88	2-21-52	A	W	60-57	1-16-80	H	W	67-65	1-26-91	A	W	82-60	2-26-83	H	W	61-54						
12-2-03	H	L	74-83	1-9-53	H	W	60-58	2-20-80	A	L	60-61	1-26-91	A	W	82-60	1-21-84	H	W	62-60						
1-5-05	A	L	64-67	2-28-53	A	L	86-99	1-17-81	H	W	62-57	2-23-91	H	W	81-74	2-18-84	A	W	65-59						
1-14-06	H	L	64-74	1-11-54	H	L	62-64	2-14-81	A	W	68-58	3-10-91	N	W	67-66	2-16-85	A	L	84-87						
2-3-07	A	L	46-82	2-22-54	A	W	83-66	1-9-82	H	W	62-57	1-25-92	H	W	65-53	2-23-85	H	W	88-85						
1-30-08	H	L	67-77	12-16-54	H	W	95-64	2-6-82	A	L	54-72	2-22-92	A	W	69-64	1-8-86	A	W	67-64						
1-27-09	A	L	46-68	2-12-55	A	W	95-64	2-2-83	H	L	57-72	1-16-93	A	W	65-62	2-5-86	H	W	84-79						
2-4-10	H	L	68-75	2-3-56	A	L	78-83	3-2-83	A	L	60-62	2-13-93	H	W	65-50	12-13-86	A	L	73-86						
2-9-11	A	L	70-80	2-25-56	H	W	83-77	3-8-83	A	L	60-74	1-8-94	H	W	80-67	2-28-87	H	W	88-64						
2-8-12	H	L	58-62	2-2-57	A	L	68-77	1-25-84	A	L	47-65	2-5-94	A	L	73-84	1-30-88	A	L	78-81						
2-2-13	A	L	62-77	2-22-57	A	L	68-67	2-22-84	H	L	71-73	1-4-95	A	W	65-62	2-27-88	H	W	96-82						
2-8-14	H	W	70-53	1-18-58	H	W	68-77	1-16-85	H	L	66-73	3-4-95	H	L	85-93	3-11-88	N	W	95-88						
1-14-15	A	L	59-65	2-15-58	H	L	75-89	2-13-85	A	L	61-71	3-7-95	N	W	69-61	1-11-89	A	W	71-63						
1-26-16	A	L	58-73	12-12-58	H	L	57-66	1-18-86	H	L	74-77	1-3-96	H	W	91-87(OT)	2-8-89	H	W	75-63						
2-13-16	H	W	75-70	1-10-59	A	L	64-67	2-15-86	A	L	69-81	3-2-96	A	W	95-85	1-17-90	H	W	96-85						
1-31-17	H	L	64-70	12-17-59	A	L	69-84	1-3-87	A	L	59-60	3-9-96	N	W	77-63	2-14-90	A	W	63-53						
2-6-18	A	W	71-67	1-23-60	H	L	68-83	1-31-87	H	W	81-67	1-13-97	H	W	73-70	1-9-91	A	W	65-55						
MIAMI -- 26-49				1-13-61	H	L	70-77	2-3-88	A	W	102-101	12-20-97	A	W	57-56	1-8-92	H	W	66-64						
(14-18 Home, 7-27 Away, 5-4 Neutral)				2-25-61	A	L	67-96	3-12-88	N	W	94-80	2-25-98	H	W	87-86	3-7-92	A	L	66-80						
1-3-76	A	L	69-83	1-6-62	H	L	52-78	1-18-89	A	L	80-86	2-28-98	H	W	98-79	1-30-93	A	L	74-75						
3-6-76	H	L	66-75	2-17-62	A	L	62-81	2-15-89	H	L	68-81	1-30-99	H	L	55-63	2-27-93	H	W	89-71						
2-7-77	A	L	58-86	1-28-76	H	W	83-70	1-20-90	A	L	52-70	1-22-00	A	W	71-68	3-11-93	N	L	57-65						
2-7-77	A	L	58-86	3-3-76	A	L	79-87	2-17-90	H	W	79-63	2-12-00	H	L	59-67	1-22-94	H	W	72-58						
2-25-78	H	W	76-69	1-19-77	H	L	78-84	1-12-91	H	W	78-68	1-10-01	H	L	55-74	2-19-94	A	L	78-97						
3-6-78	A	L	67-84	2-23-77	A	W	75-70(OT)	2-9-91	A	L	58-60	2-21-01	A	L	63-76	1-11-95	A	W	80-72						
2-3-79	H	W	80-73	1-7-78	H	L	77-78	1-11-92	A	L	67-85	3-5-01	N	L	43-67	2-8-95	H	W	67-57						
1-5-80	H	L	67-68	2-11-78	A	L	59-61	2-8-92	H	L	58-73	1-9-02	H	L	60-85	1-10-96	H	W	88-65						
2-9-80	A	L	67-69	1-6-79	H	W	73-71	2-3-93	H	L	74-81	3-2-02	A	L	68-72	2-7-96	A	W	89-63						
1-10-81	H	W	68-64	2-10-79	A	L	73-88	3-3-93	A	L	62-71	3-4-02	A	L	53-89	1-22-97	A	L	73-76						
2-7-81	A	L	63-69	2-2-80	H	L	57-78	1-26-94	A	L	83-94	2-8-03	H	W	76-72	2-19-97	H	L	77-82						
2-3-82	H	W	74-68	1-28-81	H	W	62-52	2-23-94	H	L	82-92	2-22-03	A	W	76-73	1-21-98	A	L	85-98						
1-26-83	H	L	67-71	2-25-81	A	L	57-74	2-1-95	H	W	85-79	1-19-04	H	L	68-85	2-21-98	H	L	82-102						
2-23-83	A	W	55-53	1-27-82	H	W	62-55	3-1-95	A	L	60-75	2-14-04	A	W	84-79	1-27-99	A	L	64-75						
1-4-84	H	L	48-50	2-24-82	A	L	62-72	3-10-95	N	W	78-72	1-2-05	H	W	75-70	2-20-99	H	W	70-60						
3-3-84	A	L	45-60	1-19-83	H	W	80-79	1-31-96	A	L	73-82	3-5-05	A	L	70-78(OT)	2-2-00	A	W	68-43						
1-12-85	A	L	48-58	1-26-83	H	L	67-71	2-28-96	H	W	81-77(OT)	1-26-06	A	L	58-88	2-21-00	H	W	93-71						
2-9-85	H	L	64-65	2-16-83	A	W	56-53(OT)	2-3-97	A	L	70-71	2-22-06	H	L	59-70	2-7-01	H	W	84-73						
1-4-86	H	L	52-63	1-11-84	A	W	66-51	1-12-97	H	L	62-71	1-16-07	H	L	56-66	3-3-01	A	L	49-60						
2-1-86	A	L	62-102	2-8-84	H	L	53-60	1-3-98	H	W	85-64	2-13-07	A	L	56-68	2-6-02	A	L	94-101(OT)						
1-28-87	A	L	79-81	1-2-85	H	W	81-56	1-13-99	A	L	67-79	3-8-07	N	L	64-62	2-27-02	H	L	52-71						
2-25-87	H																								

GAME 1 • Nov. 6, 2018 • Convocation Center • Ypsilanti, Mich.		
	Rochester	67
	Eastern Michigan	77

YPSILANTI, Mich. (EMUEagles.com) – The Eastern Michigan University men's basketball team came out slow to start its 2018-19 opener, but recovered in the end to turn aside Rochester College, 77-67, Tuesday, Nov. 6 in the Convocation Center.

EMU (1-0) struggled to separate from Rochester (4-2) out of the gate, and even trailed with 5:31 to go. Fortunately for the Green and White, the Eagles outscored the Warriors 11-4 over the final five minutes to secure the victory.

Redshirt senior **Paul Jackson** led the way for Eastern with a career-high 27 points, as well as a game-high seven assists. Making a crucial contribution in his first game as an Eagle was redshirt junior **Boubacar Toure**, who put up a career-best 15 points and registered the first double-double of his career with 15 boards.

Joining Jackson and Toure in double-figure scoring was another newcomer in junior **Damari Parris**, who had a career-best 15 points and career-high six rebounds in his debut. Senior **James Thompson IV** finished the game with 12 points and six rebounds.

The Eagles held the advantage in overall shooting percentage (53.4 to 38.5), but the Warriors held their own in the game because of their three-point shooting, knocking down 11 triples compared to four for the Green and White.


EMU held a significant rebound advantage, 46 to 26, and committed 20 turnovers while forcing RC into just 15. The Eagles, who led the Mid-American Conference in both steals and blocks a season ago, finished with nine steals and seven blocks.

RC (3-1)	FG-A	3P-A	FT-A	REB	TP	MIN
BLACKWELL*	8-15	4-6	1-1	9	21	32
AGBA*	4-7	0-0	0-0	5	8	25
GRACEY*	2-8	2-6	0-0	3	6	27
NAFSO*	2-6	2-6	0-0	2	6	31
CARTWRIGHT*	3-10	0-6	1-1	0	7	34
GALLINARI	2-8	1-4	2-2	1	7	15
ELING	0-1	0-0	0-0	1	0	3
COLE	2-5	1-1	2-3	4	7	22
HOLLY	1-1	1-1	0-0	0	3	2
WILSON	1-4	0-3	0-0	1	2	9
TOTAL	25-65	11-33	6-7	26	67	200

EMU (1-0)	FG-A	3P-A	FT-A	REB	TP	MIN
THOMPSON IV*	4-7	1-2	3-5	6	12	27
TOURE*	6-8	0-0	3-5	15	15	31
JACKSON*	11-19	0-3	5-7	3	27	39
PARRIS*	6-17	3-6	0-0	6	15	40
GROCE*	3-5	0-2	0-0	8	6	30
STEPHENS	0-1	0-1	0-0	2	0	8
JONES	0-0	0-0	0-0	0	0	3
SILVER	0-0	0-0	0-0	0	0	1
RAFUS JR.	0-0	0-0	0-0	0	0	2
KING	0-0	0-0	0-0	2	0	6
GREEN	1-1	0-0	0-0	2	2	13
TOTAL	31-58	4-14	11-17	46	77	200

Rochester 39 28 — 67
Eastern Mich. 42 35 — 77

Turnovers: RC 15, EMU 20
Blocked Shots: RC 2, EMU 7
Steals: RC 10, EMU 9
Field Goal Pct.: RC .385, EMU .534
3PT Field Goal Pct.: RC .333, EMU .286
Free Throw Pct.: RC .857, EMU .647

GAME 2 • Nov. 9, 2018 • Convocation Center • Ypsilanti, Mich.		
	Drexel	62
	Eastern Michigan	66

YPSILANTI, Mich. (EMUEagles.com) – Eastern Michigan University men's basketball battled through Drexel University's three-point attack to win, 66-62, kicking off Education Day at the Convocation Center, Nov. 9.

EMU (2-0) started out strong, but Drexel (0-1) kept the contest close with its three-point scoring, making 13 long-range attempts on the day, and outshooting Eastern 38.2 to 26.3 percent. The Eagles made up for the disparity from downtown by outscoring the Dragons 32 to 14 in the paint.

Drexel scored five quick points to tie the game with only 1:06 remaining. Redshirt junior **Boubacar Toure** turned the tide back in the Green and White's favor, snagging a rebound and dropping in clutch free-throws to shut down the Dragons.

The Eagles out-rebounded the Dragons 37 to 33, led by senior **James Thompson IV** and Toure, who both recorded 11 boards. Toure notched his second consecutive double-double to start the season, pairing his rebound total with 13 points.

Redshirt senior **Paul Jackson** led Eastern in scoring for the second-straight game with 20 points, including a nine-point run in the beginning of the second-half. He also contributed six assists and four rebounds to the Eagles' win. Redshirt sophomore **Ty Groce** ran away with three steals, which led the Eagles, and added seven points and six rebounds. Sophomore **Kevin McAdoo**, playing in his first game this season for EMU, provided the team with 10 points and two steals.


Eastern forced Drexel into 12 turnovers while also swatting five shots and swiping five steals. EMU held the overall advantage in shooting percentage (45.6 to 36.8), while the Dragons led the day in three-point (38.2 to 26.3) and free throw percentage (70 to 60).

DREXEL (0-1)	FG-A	3P-A	FT-A	REB	TP	MIN
DEMIR*	5-11	0-2	2-4	8	12	37
BUTLER*	2-7	0-0	1-2	9	5	29
LEE*	4-8	4-7	1-2	4	13	35
HARPER*	0-4	0-1	0-0	2	0	12
JOHN*	6-17	6-17	1-1	1	19	35
DOLES	0-0	0-0	0-0	0	0	4
WALTON	1-4	1-4	2-2	2	5	18
WYNTER	2-4	2-3	0-0	4	6	20
PERRY JR.	0-0	0-0	0-0	0	0	6
KARARINAS	1-2	0-0	0-0	1	0	4
TOTAL	21-57	13-34	7-10	33	62	200

EMU (2-0)	FG-A	3P-A	FT-A	REB	TP	MIN
THOMPSON IV*	3-6	0-1	0-1	11	6	27
TOURE*	4-6	0-0	6-9	11	14	21
JACKSON*	9-18	1-4	1-2	4	20	36
PARRIS*	2-5	1-2	0-0	2	3	15
GROCE*	3-5	0-1	1-1	6	7	21
STEPHENS	1-2	1-2	0-0	2	3	15
MINNIE	0-5	0-4	1-2	2	1	17
MCADOO	4-10	2-5	0-0	0	10	21
KING	0-0	0-0	0-0	0	0	4
GREEN	0-0	0-0	0-0	0	0	3
TOTAL	26-57	5-19	9-15	37	66	200

Drexel 28 34 — 62
Eastern Mich. 30 36 — 66

Turnovers: DU 12, EMU 9
Blocked Shots: DU 2, EMU 5
Steals: DU 2, EMU 5
Field Goal Pct.: DU .368, EMU .456
3PT Field Goal Pct.: DU .382, EMU .263
Free Throw Pct.: DU .700, EMU .600

GAME 3 • Nov. 11, 2018 • Convocation Center • Ypsilanti, Mich.		
	Goshen	74
	Eastern Michigan	97

YPSILANTI, Mich. (EMUEagles.com) – The Eastern Michigan University men's basketball team ran away with a 97-74 victory over Goshen College Sunday, Nov. 11 inside the Convocation Center to wrap its three-game homestand to start the 2018-19 season.

The Eagles (3-0) used a balanced scoring attack to turn the Maple Leafs (1-4) aside, as the Green and White saw 14 of its 15 players reach the scoring column for the game. Redshirt senior **Elijah Minnie** led Eastern with 17 points, while redshirt junior **Boubacar Toure** and sophomores **Malik Ellison**, and **Kevin McAdoo** each scored 10.

After building a 21-point halftime lead, the Eagles cruised past the Maple Leafs behind a dominant performance around the basket. EMU outscored GC 60-26 in the paint, while also holding the rebounding advantage 45-35.

Senior **James Thompson IV** grabbed nine boards in just 18 minutes to lead Eastern's efforts on the glass. Toure added seven of his own, while Minnie and senior **Isaiah Green** each chipped in five apiece.

The game saw multiple players make their debuts for EMU, as sophomore **Jalen King**, redshirt freshman **Derek Ballard Jr.**, and freshman **Andre Rafus Jr.** all cracked the scoring column for the first time in their young careers.

Overall, Eastern shot 56.7 percent (38-of-67) from the floor for the game while holding Goshen to a 38.2 clip on 29-of-76 shooting. The Green and White had 21 assists, 10 steals, five blocks, and turned the Maple Leafs over 15 times.

GOSHEN (1-3)	FG-A	3P-A	FT-A	REB	TP	MIN
BARRIE*	4-5	0-0	0-0	4	8	15
NOEL*	1-4	0-0	0-0	4	2	18
STUCKEY*	4-10	3-8	1-3	1	12	24
GINGERICH*	0-1	0-0	0-0	0	0	9
BRANAGAN*	6-18	3-8	0-0	8	15	30
MCCULLOUGH	1-3	1-3	2-2	3	5	16
WATKINS	2-5	0-3	0-0	0	4	20
BLACKWELL	4-13	2-8	0-0	2	10	19
MANSBARGER	4-11	3-10	0-0	4	11	17
COTTON	0-2	0-1	0-0	0	0	14
CAMP	3-4	0-0	1-1	6	7	18
TOTAL	29-76	12-41	4-6	35	74	200

EMU (3-0)	FG-A	3P-A	FT-A	REB	TP	MIN
THOMPSON IV*	3-3	0-0	0-0	9	6	18
TOURE*	4-7	0-0	2-2	7	10	16
JACKSON*	2-7	2-4	3-4	2	9	20
MINNIE*	7-14	1-6	2-2	5	17	18
PARRIS*	1-5	0-2	4-4	2	6	20
STEPHENS	2-2	0-0	0-1	2	4	11
ELLISON	4-6	2-2	0-0	0	10	12
JONES	3-4	0-0	0-0	3	6	11
MCADOO	4-5	2-3	0-1	0	10	7
SILVER	2-4	1-2	0-1	0	5	11
RAFUS JR.	2-2	0-0	0-0	1	4	8
KING	1-1	0-0	0-0	2	2	14
GROCE	0-2	0-0	0-0	1	0	10
GREEN	3-4	0-0	0-0	5	6	12
BALLARD JR.	0-1	0-1	2-2	3	2	12
TOTAL	38-67	8-20	13-17	45	97	200

Goshen 33 41 — 74
Eastern Mich. 54 43 — 97

Turnovers: GC 15, EMU 15
Blocked Shots: GC 1, EMU 5
Steals: GC 9, EMU 10
Field Goal Pct.: GC .382, EMU .571
3PT Field Goal Pct.: GC .293, EMU .400
Free Throw Pct.: GC .667, EMU .765

GAME 4 • Nov. 13, 2018 • Cameron Indoor - Durham, N.C.

	Eastern Michigan	46
	No. 1 Duke	84

DURHAM, N.C. (EMUEagles.com) – A hot-start by No. 1 ranked Duke University was too much for the Eastern Michigan University men's basketball team to overcome in a 84-46 setback Wednesday, Nov. 14, in non-conference action inside Cameron Indoor Stadium. The Blue Devils efficient offense built a 48-13 halftime advantage thanks to 14 first half turnovers, as they picked up their 141st consecutive home non-conference victory.

Eastern Michigan (3-1) had the opening bucket of the contest and held the lead for 18 seconds, the longest by any opponent this season against Duke (3-0). Duke, which entered the contest averaging 106 points per game, answered quickly with 21 points off turnovers in the opening 20 minutes.

Junior **Damari Parris** and sophomore **Kevin McAdoo** each scored nine points to lead EMU on the night. Senior **James Thompson IV** chipped in six points and seven rebounds, as EMU finished the night shooting 30.9 percent (21-of-68).

Duke place four players in double figured led by 21 points from Zion Williamson and 20 from RJ Barrett. The nation's top-ranked club was 46.8 percent (36-of-77) from the floor with 60 of their points coming in the lane.

The meeting was just the third on the hardwood for the two programs. EMU won the first matchup in the opening round of the 1996 NCAA Tournament, with No. 9 seed EMU prevailing by a final score of 75-60. The Blue Devils won the only other tilt, 82-59, Dec. 28, 2013.

The Blue Devils built a quick edge to open the contest. Aided by seven EMU turnovers over the first eight minutes, Duke built the advantage thanks to 13 points off EMU miscues. A dunk by **Boubacar Toure** and then a layup by **Ty Groce** pulled the Eagles back within 14, 21-7, with 11:56 to go in the half.

Scoring picked up quickly for Eastern in the second half with buckets by Thompson as well as scores from **Paul Jackson** and Parris. After just six makes in the opening 20 minutes, EMU had seven field goals in the first eight minutes of the second half.

EMU lost the second half scoring margin by just three, 36-33, thanks largely to only flipping the ball over six times in the frame.

Eastern Michigan returns home Saturday, Nov. 17, to take of Boston University at the Convocation Center. The contest is the second leg of a doubleheader with the women's team hosting Illinois State University at noon with the men's game to follow approximately 30 minutes later.

EMU (3-1)	FG-A	3P-A	FT-A	REB	TP	MIN
THOMPSON IV*	3-10	0-2	0-0	7	6	27
TOURE*	2-4	0-0	0-0	3	4	25
JACKSON*	3-14	0-2	0-0	2	6	29
PARRIS*	3-10	2-6	1-2	3	9	20
MINNIE*	1-7	0-4	0-0	5	2	29
GROCE	2-3	0-0	0-0	3	4	11
STEPHENS	0-0	0-0	0-0	0	0	2
JONES	0-0	0-0	0-0	1	0	5
SILVER	0-1	0-1	0-0	0	0	4
RAFUS JR.	0-2	0-2	0-0	1	0	4
KING	2-2	0-0	0-0	4	4	10
GREEN	1-2	0-0	0-0	2	2	10
ELLISON	0-3	0-1	0-0	1	0	14
MCADOO	4-8	1-1	0-1	2	9	15
BALLARD JR.	0-2	0-0	0-0	1	0	1
PETERSON	0-0	0-0	0-0	0	0	1
TOTAL	21-68	3-9	1-3	37	46	200

DUKE (3-0)	FG-A	3P-A	FT-A	REB	TP	MIN
WILLIAMSON*	10-12	0-1	1-3	9	21	21
REDDISH*	1-5	1-4	0-0	3	3	12
BARRETT*	8-21	0-4	4-7	4	20	26
BOLDEN*	4-5	0-0	0-1	4	8	22
JONES*	1-7	0-2	0-0	4	23	29
O'CONNELL	3-6	2-4	0-0	3	8	22
DELAURIER	4-5	0-0	2-3	6	10	15
ROBINSON	0-2	0-2	0-0	2	0	8
GOLDWIRE	0-2	0-1	0-0	4	0	20
WHITE	4-7	2-5	0-0	6	10	22
VRANKOVIC	1-1	0-0	0-2	3	2	10
BUCKMIRE	0-2	0-0	0-0	3	0	4
BESSER	0-2	0-1	0-0	1	0	4
TOTAL	36-77	5-24	7-16	56	84	200

Eastern Mich. 13 33 — 46

No. 1 Duke 48 36 — 84

Turnovers: EMU 20, DUKE 11

Blocked Shots: EMU 5, DUKE 11


Steals: EMU 10, DUKE 14

Field Goal Pct.: EMU .309, DUKE .468

3PT Field Goal Pct.: EMU .167, DUKE .208

Free Throw Pct.: EMU .333, DUKE .438

GAME 5 • Nov. 17, 2018 • Convocation Center - Ypsilanti, Mich.

	Boston	62
	Eastern Michigan	80

YPSILANTI, Mich. (EMUEagles.com) – The Eastern Michigan men's basketball team secured an 80-62 win over Boston University after a late second-half run inside the Convocation Center, Saturday, Nov. 17. Eastern was red hot from the field, finishing the game with a 52.5-percent clip. Additionally, the Eagles' 91.7 percent from the charity stripe serves as the second-best free throw percentage recorded by EMU inside the Convocation Center.

The Eagles' offense was led by redshirt senior **Elijah Minnie**, who finished with 28 points on the night off of 10-for-17 shooting from the field, which included five-for-nine from beyond the arc. Also propelling EMU to its fourth victory of the season was senior **James Thompson IV**, who put up his first double-double of the 2018-19 season with 14 points and 14 boards. Redshirt senior **Paul Jackson** also contributed with 15 points, making it the third game of the season he has recorded double-digit points.

The Eagles and Terriers went back and forth throughout the duration of the first half, with the lead changing a total of nine times before the break. The close battle continued throughout much of the second half before the Eagles put on a 16-point run in three and a half minutes of play, putting the Green and White ahead, 71-51.

From there, the Eagles never looked back, pouring in nine more points to close the lid on their fifth game of the regular season.

BU (3-2)	FG-A	3P-A	FT-A	REB	TP	MIN
SCANLON*	3-7	0-2	0-1	7	6	32
MAHONEY*	8-12	0-0	2-5	4	18	26
MATHON*	0-1	0-0	0-0	0	0	15
PASCOE*	0-2	0-2	0-1	1	0	15
MCCOY*	6-9	4-5	1-2	3	17	30
Guest	1-3	0-1	1-1	0	3	13
Vilarino	0-3	0-1	0-0	3	0	16
Petcash	2-4	2-4	0-0	1	6	16
Harper	1-2	0-0	0-0	0	2	4
Chambers	0-2	0-2	0-0	0	0	2
Hemphill	3-5	0-0	3-6	1	9	19
Tynen	0-1	0-0	1-2	2	1	12
TOTAL	24-51	6-17	8-18	26	62	200

EMU (4-1)	FG-A	3P-A	FT-A	REB	TP	MIN
THOMPSON IV*	6-10	0-0	2-2	14	14	35
MINNIE*	10-17	5-9	3-3	4	28	36
TOURE*	4-6	0-0	0-0	7	8	27
JACKSON*	5-12	1-3	4-4	2	15	33
PARRIS*	0-1	0-0	0-0	2	0	9
PETERSON	0-0	0-0	0-0	0	0	1
STEPHENS	1-1	0-0	1-1	0	3	3
ELLISON	0-2	0-1	0-0	1	0	14
JONES	1-2	0-0	0-0	0	2	4
MCADOO	4-6	1-2	0-0	0	9	21
SILVER	0-1	0-0	0-0	0	0	1
KING	0-0	0-0	0-0	2	0	4
GROCE	0-0	0-0	0-0	1	0	10
GREEN	0-0	0-0	0-0	0	0	1
BALLARD JR.	0-1	0-1	1-2	1	1	1
TOTAL	31-59	7-16	11-12	35	80	200

Boston 26 36 — 62

Eastern Mich. 32 48 — 80

Turnovers: EMU 13, BU 15

Blocked Shots: EMU 7, BU 1


Steals: EMU 9, BU 8

Field Goal Pct.: EMU .525, BU .471

3PT Field Goal Pct.: EMU .438, BU .353

Free Throw Pct.: EMU .917, BU .444

GAME 6 • Nov. 19, 2018 • Rutgers Athletic Center - Piscataway, N.J.

	Eastern Michigan	36
	Rutgers	63

PISCATAWAY, N.J. – Eastern Michigan University's men's basketball team struggled to get the offense going in the first half at Rutgers University and was never able to fully recover, falling 36-63 to the Scarlet Knights at the Rutgers Athletic Center.

Rutgers (3-1) shot out to an 11-0 run and never looked back, as Eastern (4-2) struggled to find open shots against a suffocating Scarlet Knights' defense. The Eagles came back in the second half and played even with the home team, each scoring 32 points, but the first half deficit was too much to overcome.

The Scarlet Knights built their first half lead thanks to the Eagles shooting just 2-for-25 from the floor while committing 13 turnovers. Though EMU was able to force Rutgers into 12 turnovers of their own, the Green and White was unable to capitalize on the offensive end.

Redshirt junior **Boubacar Toure** led all Eagles with seven points, while **James Thompson IV** put together six points and a game-high eight boards. In total, 10 Eagles scored on the night, with senior **Isaiah Green** and redshirt senior **Paul Jackson** chipping in five points each.

Eastern was outscored Rutgers in points off the bench (21 to 8) and second-chance points (10 to 6), while narrowly trailing in points in the paint (22 to 18). But the biggest disparity came in points off turnovers, as the Scarlet Knights ran by the Eagles, 23 to 6.

EMU rebounded from its tough first half from the floor to shoot 44.8 percent in the second half, but RU maintained a steady pace throughout the game, finishing with a 42.9 percent mark from the floor and a 41.9 percent tally from behind the three-point line.

The Eagles return to action in the Convocation Center Saturday, Nov. 24 when it welcomes the University of Detroit Mercy to Ypsilanti for a 2 p.m. contest.

EMU (4-2)	FG-A	3P-A	FT-A	REB	TP	MIN
THOMPSON IV*	2-4	0-0	2-5	8	6	25
KING*	1-1	0-0	0-1	2	2	6
JACKSON*	2-15	1-1	0-0	2	5	29
PARRIS*	1-6	0-3	0-0	0	2	14
MINNIE*	0-8	0-4	0-0	2	0	27
GROCE	0-3	0-1	0-1	3	0	16
STEPHENS	0-2	0-1	0-0	2	2	9
JONES	1-2	0-0	0-0	1	2	5
SILVER	1-1	1-1	0-2	1	3	5
TOURE	3-4	0-0	1-8	4	7	21
GREEN	2-2	1-1	0-0	1	5	10
ELLISON	1-2	0-1	0-0	1	2	14
MCADOO	1-4	0-0	0-0	1	2	21
BALLARD JR.	0-0	0-0	0-0	1	0	1
PETERSON	0-0	0-0	0-0	0	0	1
TOTAL	15-54	3-13	3-17	37	36	200

RU (3-1)	FG-A	3P-A	FT-A	REB	TP	MIN
OMORUYI*	4-9	0-1	1-2	5	9	19
DOORSON*	4-4	0-0	1-2	2	9	19
BAKER*	7-9	6-8	0-0	2	20	34
KISS*	3-11	3-6	1-2	2	10	26
THIAM*	2-6	1-4	2-2	3	7	32
DOWNES	0-0	0-0	0-0	2	0	3
DOUCOURE	0-2	0-0	0-0	6	2	10
CARTER	1-1	0-0	0-0	1	2	3
JOHNSON	1-2	0-0	0-0	7	2	19
MCCONNELL	0-2	0-2	0-0	0	0	6
MATHIS	0-4	0-2	0-0	0	0	9
HARPER JR.	2-6	0-1	0-0	7	4	20
TOTAL	24-56	10-24	5-8	40	63	200

Eastern Mich. 4 32 — 36

Rutgers 31 32 — 63

Turnovers: EMU 20, RU 20

Blocked Shots: EMU 3, RU 5

Steals: EMU 9, RU 10

Field Goal Pct.: EMU .278, RU .429

3PT Field Goal Pct.: EMU .231, RU .417

Free Throw Pct.: EMU .176, RU .625

GAME 7 • Nov. 24, 2018 • Convocation Center - Ypsilanti, Mich.		
	Detroit Mercy	78
	Eastern Michigan	74

YPSILANTI, Mich. – The Eastern Michigan University men's basketball team controlled the paint throughout the contest, but could not withstand a three-point barrage from the University of Detroit Mercy in a 78-74 setback Saturday, Nov. 24, inside the Convocation Center.

Trailing by as many as nine in the second half, the Eagles (4-3) rallied to recapture the lead, only for the Titans (3-3) to storm back and deal EMU its first home defeat of the 2018-19 campaign.

Senior **James Thompson IV** paced the Green and White with a season-high 24 points on 10-of-11 shooting, while matching his season-best with 14 rebounds for his second double-double of the year. Redshirt junior **Boubacar Toure** tallied his third double-double with EMU, adding 12 points and 14 boards, nine of which came on the offensive glass. The 6-foot-11 center also set a personal best with four blocks, giving him multiple triple-doubles in five of his first seven contests.

The Eagles were dominant in the post, netting 44 points in the paint compared to Detroit Mercy's total of 18. EMU also pulled down a season-high 48 rebounds, including a staggering 23 offensive boards. Though the two programs were nearly even in terms of shooting percentage, the Titans captured the intrastate matchup by finishing 15-of-30 from beyond the arc.

Trailing 7-2 in the early stages, redshirt senior **Paul Jackson** connected on a mid-range jumper before Thompson buried back-to-back buckets to give the Eagles an 8-7 edge with 16:11 to go in the opening stanza. In total, the Green and White used a 14-1 run lasting over five minutes to build a 16-8 cushion with 11:25 remaining in the first.

Detroit Mercy responded by tallying the next eight points, but redshirt freshman **Tariq Silver** knocked down a corner three to extend EMU's lead to 21-16 with 8:21 left in the frame. Junior **Damari Parris** added a corner three of his own to make it a 33-28 contest with 2:12 to play in the first. The Titans wrapped up the half with six unanswered points as the Eagles took a 34-33 deficit into the intermission.

Behind 57-52 near the midway point of the second period, Jackson drained a layup while drawing contact, before redshirt sophomore **Ty Groce** nailed a corner three to even the score at 57 apiece with 9:12 left in regulation. After Detroit Mercy sank a pair of free throws to grab a 59-57 advantage, Groce set up Thompson for an alley-oop before the latter split two attempts from the charity stripe to put the Eagles back in front, 60-59, with 8:03 remaining.


The back-and-forth affair continued as Groce buried a free throw to give the Green and White a 62-61 lead with under six minutes to play in the final frame. However, Detroit Mercy went ahead for good with a 10-0 run and held on to escape with a 78-74 result.

EMU (4-3)	FG-A	3P-A	FT-A	REB	TP	MIN
THOMPSON IV*	10-11	0-0	4-7	14	24	40
MINNIE*	1-9	0-7	0-0	4	2	20
TOURE*	5-7	0-0	2-4	14	12	34
JACKSON*	5-12	0-3	0-1	4	10	30
PARRIS*	1-4	1-4	0-0	2	3	16
ELLISON	1-2	1-2	0-0	0	3	8
MCADOO	2-9	2-6	2-4	0	8	27
SILVER	1-5	1-1	0-0	1	3	9
GROCE	2-8	1-4	4-6	4	9	15
GREEN	0-0	0-0	0-0	0	0	1
TOTAL	21-68	3-9	1-3	37	46	200

UDM (3-3)	FG-A	3P-A	FT-A	REB	TP	MIN
KING*	1-7	1-5	1-1	5	4	36
BLACKSHEAR*	1-2	0-0	2-2	1	4	15
DAVIS*	8-23	6-12	2-2	7	24	40
HOLLAND*	1-5	1-1	3-4	0	6	8
MCFOLLEY*	6-10	6-10	2-3	6	20	40
NGUIDJOL	1-2	0-0	0-0	1	2	13
LONG	6-8	1-1	0-0	3	13	18
BRANDON	1-3	0-0	1-2	5	3	25
HAMRICK	1-2	0-1	0-0	0	2	5
TOTAL	26-62	15-30	11-14	34	78	200

Detroit Mercy	34	44	—	78
Eastern Mich.	33	41	—	74

Turnovers: UDM 7, EMU 10
Blocked Shots: UDM 3, EMU 4
Steals: UDM 6, EMU 4
Field Goal Pct.: UDM .419, EMU .418
3PT Field Goal Pct.: UDM .500, EMU .222
Free Throw Pct.: UDM .786, EMU .545

GAME 8 • Nov. 26, 2018 • Schollmaier Arena - Fort Worth, Texas		
	Eastern Michigan	69
	TCU	87

FORT WORTH, Texas (EMUEagles.com) – Redshirt junior **Boubacar Toure** turned in a career-best 20 points but it was not enough for the Eastern Michigan University men's basketball team to overtake Texas Christian University Monday, Nov. 26, falling 87-69 in Schollmaier Arena.

Toure notched his second consecutive double-double, adding a game-high 12 rebounds to his team-leading 20 points, to lead the Eagles. Redshirt senior **Paul Jackson** finished just behind Toure with 18 points and six assists. Also finishing in double-figures was redshirt sophomore **Ty Groce**, who scored 12 points and pulled down five boards. Junior **Damari Parris** turned in a solid performance of seven points and seven assists while committing just one turnover.

The EMU defense struggled to keep a hot-shooting TCU from filling up the hoop, as the home team shot a blistering 60.7 percent from the floor and 42.3 percent from downtown. Eastern, on the flip side, shot a respectable 44.8 percent overall and 33.3 percent from beyond the arc.

TCU held the lead in points in the paint, 42 to 32, and converted more turnovers into points, 21 to 6. Perhaps the biggest advantage could be seen in the assist column, as the Horned Frogs had 31 assists on 34 made shots, compared to the Eagles' 16 assists on 26 makes.

Eastern shot out to an early advantage, using a 9-0 scoring run before the second media timeout of the first half to take a 13-4 lead. TCU chipped away at the deficit and eventually overtook the Green and White with 8:32 to play in the half, and the Horned Frogs never looked back.

The Eagles returns to action on Saturday, Dec. 1 when they take on Northeastern University in Boston, Mass. at 3 p.m.

EMU (4-4)	FG-A	3P-A	FT-A	REB	TP	MIN
THOMPSON IV*	2-6	0-0	1-2	4	5	25
GROCE*	4-6	2-4	2-3	5	12	32
TOURE*	9-15	0-0	2-4	12	20	31
JACKSON*	5-14	2-4	6-7	2	18	38
PARRIS*	3-8	1-4	0-0	31	7	31
STEPHENS	0-0	0-0	0-0	1	0	5
JONES	0-1	0-0	0-0	0	0	2
MCADOO	2-4	1-3	0-0	1	5	11
RAFUS JR.	1-4	0-3	0-0	2	2	23
KING	0-0	0-0	0-0	0	0	2
TOTAL	26-58	6-18	11-16	32	69	200

TCU (4-1)	FG-A	3P-A	FT-A	REB	TP	MIN
MILLER	3-3	0-0	5-9	4	11	17
SAMUEL	7-9	0-0	1-2	7	15	31
BANE	4-11	1-7	2-2	5	11	36
NEMBARD	0-1	0-0	0-0	2	0	9
ROBINSON	2-4	1-2	0-0	3	5	36
DAVIS	2-2	0-0	0-0	0	4	4
FISHER	4-8	4-8	0-0	2	12	31
MAYEN	0-1	0-1	0-0	0	0	4
NOI	11-15	5-8	0-0	2	27	27
ASCHIERIS	0-0	0-0	0-0	0	0	0+
ALOK	1-2	0-0	0-0	0	2	5
TOTAL	34-56	11-26	8-13	28	87	200

Eastern Mich.	24	45	—	69
TCU	35	52	—	87

Turnovers: EMU 16, TCU 10
Blocked Shots: EMU 4, TCU 5
Steals: EMU 5, TCU 8
Field Goal Pct.: EMU .448, TCU .607
3PT Field Goal Pct.: EMU .333, TCU .423
Free Throw Pct.: EMU .688, TCU .615

GAME 9 • Dec. 1, 2018 • Matthews Arena - Boston, Mass.		
	Eastern Michigan	67
	Northeastern	81

BOSTON – After a hot-shooting first half, the Eastern Michigan University men's basketball team was unable to keep pace with Northeastern University in the second stanza and ultimately fell, 81-67, at the hands of the Huskies in Matthews Arena.

EMU (4-5) shot a blistering 68-percent from the floor in the first half, and took a three-point lead into the break. Unfortunately for the Eagles, NU (4-4) came out in the second half on a mission, shooting 61-percent from the floor and ultimately pulling away for the victory.

Redshirt senior **Elijah Minnie** led the Eagles in double-figure scoring with 24 points. Senior **James Thompson IV** chipped in 11 points and pulled down a team-best nine rebounds, and redshirt junior **Boubacar Toure** had 10 points on 5-of-5 shooting.

Eastern led by as many as 14 in the first half, building up its largest advantage with 5:28 to go in the stanza. Northeastern closed out the half on a 13-2 run, and clung to the momentum to start the second half. With both sides trading punches to start the half, the Huskies took the lead for good when a three-point shot from Jordan Roland fell through to put NU up 58-55.

Some of the other highlights for the Eagles on the day was another impressive performance from junior **Damari Parris**, who had eight assists and just one turnover in 31 minutes of play. Freshman **Andre Rafus Jr.** tossed in a career-high five points.

For the game, Northeastern held the edge in overall shooting percentage (56.3 to 54.9), three-point shooting (34.8 to 30.0), free throw percentage (76 to 50), rebounding (28 to 23), and forced turnovers (11 to 7). Though Eastern held the advantage in bench points (18 to 11), and points in the paint (32 to 28), it was not enough to push the Green and White to victory.

The Eagles return home for their next matchup, hosting head coach **Rob Murphy's** alma mater Central State University in the Convocation Center Saturday, Dec. 8 at 12 p.m.

EMU (4-5)	FG-A	3P-A	FT-A	REB	TP	MIN
MINNIE*	8-18	5-13	3-3	6	24	38
GROCE*	3-4	0-1	1-3	1	7	27
TOURE*	5-5	0-0	0-0	6	10	25
JACKSON*	4-10	0-1	0-2	1	8	37
PARRIS*	0-3	0-3	0-0	0	0	31
THOMPSON IV	5-7	0-0	1-2	9	11	20
ELLISON	0-0	0-0	0-0	0	0	4
MCADOO	1-1	0-0	0-0	0	2	10
RAFUS JR.	2-3	1-2	0-0	0	5	8
TOTAL	28-51	6-20	5-10	23	67	200

NU (4-4)	FG-A	3P-A	FT-A	REB	TP	MIN
MURPHY*	4-7	0-2	2-2	6	10	31
GREEN*	6-7	0-0	1-4	9	13	24
ROLAND*	8-13	5-9	3-3	2	24	40
BRACE*	1-2	0-1	0-0	0	2	9
GRESHAM*	6-10	3-7	6-7	5	21	40
STRONG	2-7	0-2	0-0	1	4	22
MILLER	0-0	0-0	5-6	3	5	16
FRANKLIN	0-1	0-1	0-0	1	0	5
WALTERS	0-1	0-1	2-3	1	2	13
TOTAL	27-48	8-23	19-25	28	81	200

Eastern Mich.	37	30	—	67
Northeastern	34	47	—	81

Turnovers: EMU 11, NU 7
Blocked Shots: EMU 1, NU 1
Steals: EMU 5, NU 6
Field Goal Pct.: EMU .5459, NU .563
3PT Field Goal Pct.: EMU .300, NU .348
Free Throw Pct.: EMU .500, NU .760

GAME 10 • Dec. 8, 2018 • Convocation Center - Ypsilanti, Mich.

	Central State	53
	Eastern Michigan	105

YPSILANTI, Mich. – The Eastern Michigan University men's basketball team got back in the win column with a comfortable 105-53 victory over Central State University Saturday, Dec. 8, inside the Convocation Center.

The Eagles (5-5) reached the century mark for the fourth time in Convocation Center history, marking the first time EMU has scored 100-or-more points in a single game since dropping 108 against Marygrove, Nov. 25, 2015. With his second victory in as many seasons over his alma mater, head coach Rob Murphy improved to 26-0 against non-NCAA Division I opposition.

Redshirt **Elijah Minnie** contributed 16 points, three boards, and two assists, while fellow redshirt senior **Paul Jackson** added 16 points and four helpers. Making his third consecutive start, redshirt sophomore **Ty Groce** posted a season-high 14 points and pulled down a team-high and career-best nine boards, while redshirt junior **Boubacar Toure** logged 11 points and six rebounds. In all, 14 of the 15 Eagles to see the floor scored two or more points. Senior **James Thompson IV** logged eight points and eight rebounds in 22 minutes of play.

EMU overwhelmed the Marauders (1-9) on both sides of the ball, shooting a season-high 57.3 percent (43-of-75) from the field while holding Central State to a woeful 29.3 percent (17-of-58). The Green and White capitalized on their significant height advantage, scoring 66 points in the paint and out-rebounding the visitors, 47-28.

The Eagles captured the opening tip and instantly seized the game's momentum, starting the contest with an 8-0 run heading into the game's first media stoppage. Leading 11-6, EMU tallied seven unanswered points before Minnie's one-handed slam prompted Central State to burn a timeout with 12:25 to go in the first half. In total, the Green and White pulled away with a 17-0 run lasting nearly five minutes to build a 28-6 advantage with 9:24 left in the first frame.

Ahead 48-21 coming out of the break, the Eagles improved their lead to 36 and sat all five starters with 13:47 left in the second. The Green and White kept their foot on the gas, leading 98-53 before redshirt freshman **Jorden Peterson** buried a triple from NBA range with 1:53 on the clock to push the Eagles above the 100-point plateau since a 109-81 win at Central Michigan, Feb. 28, 2017.

Multiple Eagles set individual records in the closing stages of the 52-point victory. Sophomore **Bud Jones** hit career-highs with eight points and four boards, while sophomore **Jalen King** reached new heights with six points off the bench. Additionally, sophomore **Malik Ellison** swiped a career-best three steals, and senior **Isaiah Green** equaled a personal-best with five rebounds.


EMU (5-5)	FG-A	3P-A	FT-A	REB	TP	MIN
THOMPSON IV*	3-3	0-0	2-2	8	8	22
GROCE*	6-9	2-4	0-0	9	14	19
TOURE*	5-5	0-0	1-3	6	11	17
JACKSON*	7-13	2-6	0-0	1	16	23
PARRIS*	1-5	0-3	0-0	2	2	17
PETERSON	1-1	1-1	2-2	0	5	5
STEPHENS	1-2	0-1	0-0	1	2	5
MINNIE	6-11	2-6	2-2	3	16	19
ELLISON	0-3	0-3	2-2	2	2	11
JONES	3-3	0-0	2-2	4	8	14
MCADOO	3-5	1-3	0-0	0	7	11
SILVER	2-4	0-2	0-0	1	4	12
KING	3-5	0-0	0-0	3	6	16
GREEN	2-4	0-0	0-1	5	4	6
BALLARD JR	0-2	0-2	0-0	1	0	3
TEAM	-	-	-	1	-	-
TOTALS.....	43-75	8-31	11-14	47	105	200

CSU (1-8)	FG-A	3P-A	FT-A	REB	TP	MIN
GLASPIE	4-8	4-6	1-3	3	13	26
WHITT	0-4	0-1	0-0	1	0	17
RICHARDS, JR.	3-10	3-8	0-0	3	9	30
CLARKSON, JR.	2-8	1-5	0-0	4	5	25
OLIVER	0-3	0-3	0-0	2	0	18
JOHNSON	0-1	0-0	2-2	3	2	25
MONFORD	3-9	3-8	0-0	2	9	24
REEVES	5-11	1-2	4-4	5	15	29
FISHER	0-4	0-1	0-0	1	0	6
TEAM	-	-	-	4	-	-
TOTAL	17-58	12-34	7-9	28	53	200

Central State 21 32 — 53
Eastern Mich. 48 57 — 105

Turnovers: CSU 22, EMU 8
Blocked Shots: CSU 1, EMU 4
Steals: CSU 2, EMU 12
Field Goal Pct.: CSU .293, EMU .573
3PT Field Goal Pct.: CSU .353, EMU .258
Free Throw Pct.: CSU .778, EMU .786

GAME 11 - Dec. 19, 2018 - Convocation Center - Ypsilanti, Mich.

	UC Irvine	52
	Eastern Michigan	48

YPSILANTI, Mich. – The Eastern Michigan men's basketball team lost a tight contest Wednesday, Dec. 19, to the University of California Irvine, falling 52-48 in the Convocation Center.

Redshirt senior **Elijah Minnie** led the Eagles with 15 points, while also chipping in three rebounds and two blocks, making it his second- straight game with double-digit points and his fifth on the season. Sophomore **Kevin McAdoo** followed close behind with 11 points off the bench and added two steals. Senior **James Thompson IV** and redshirt junior **Boubacar Toure** led Eastern with seven rebounds a-piece.

EMU started off slow, trailing UC Irvine for most of the first half, but battled back to finish the half up by three, 27-24. The Eagles finished the half shooting 40.7 percent, and 27.3 percent from three-point range. Eastern was soundly outboarded in the first half, 24-11, but two three-pointers from Minnie brought the team energy.

The Green and White struggled at the midway point of the second half, as the Anteaters went on a 16-0 run and take the lead back. The Eagles were outscored in the paint, 26-12, but found themselves battling back late in the game. With the game on the line, McAdoo knocked down a three ball, bringing Eastern within two with 5.2 seconds left in the game, but ultimately falling to UC Irvine in the last seconds.

Eastern's loss marked the first time on the season that the Green and White finished the game with a higher shooting percentage than its opponent and came out on the short end. The Eagles finished the night shooting 34.7 percent to the Anteater's 33.9 percent, while UC Irvine held the advantage from downtown, 35.5 percent to 26.3 percent. EMU was out rebounded 47-26, but stayed in the game thanks to forcing UC Irvine into 16 turnovers while committing just 12 of its own.


EMU (5-6)	FG-A	3P-A	FT-A	REB	TP	MIN
THOMPSON IV*	1-2	0-0	0-0	7	2	33
MINNIE*	5-11	3-7	2-2	3	15	36
TOURE*	1-3	0-0	1-2	7	3	27
JACKSON*	1-10	0-3	2-3	1	4	33
PARRIS*	3-6	0-1	0-0	3	6	14
ELLISON	1-3	0-1	0-0	1	2	10
MCADOO	4-10	1-4	2-2	0	11	21
KING	0-0	0-0	0-0	0	0	8
GROCE	1-4	1-3	2-2	0	5	18
TEAM	-	-	-	4	-	-
TOTALS	17-49	5-19	9-11	26	48	200

UCI (11-2)	FG-A	3P-A	FT-A	REB	TP	MIN
GALLOWAY*	1-4	0-0	0-2	5	2	22
JONES*	3-9	0-0	0-0	10	6	26
HAZZARD*	6-13	2-7	0-0	0	14	29
LEONARD*	3-9	2-5	2-2	3	10	31
WORKU*	1-5	0-1	0-0	4	2	25
CARTWRIGHT	1-4	1-4	1-2	3	4	17
EDGAR JR.	1-4	0-2	0-0	5	2	18
WELP	5-12	1-4	0-0	10	11	22
RUTHERFORD	0-2	0-0	1-2	3	1	10
TEAM	-	-	-	4	-	-
TOTAL	21-62	6-23	4-8	47	52	200

UC Irvine 24 28 — 52
Eastern Mich. 27 21 — 48

Turnovers: UCI 16, EMU 12
Blocked Shots: UCI 4, EMU 7
Steals: UCI 7, EMU 5
Field Goal Pct.: UCI .339, EMU .347
3PT Field Goal Pct.: UCI .261, EMU .263
Free Throw Pct.: UCI .500, EMU .818

GAME 12 - Dec. 22, 2018 - Convocation Center - Ypsilanti, Mich.

	Siena Heights	72
	Eastern Michigan	90

YPSILANTI, Mich. – The Eastern Michigan University men's basketball team wrapped up the home portion of its non-conference slate with a 90-72 victory over Siena Heights University Saturday, Dec. 22, inside the Convocation Center. Six players reached double-figures for the Eagles (6-6) as head coach **Rob Murphy** improved to 27-0 against non-NCAA Division I opposition.

Senior **James Thompson IV** posted 17 points on 8-of-10 shooting and paced the Green and White with a season-high 16 rebounds for his third double-double of the campaign. Sophomore **Kevin McAdoo** tallied 16 of his season-best 18 points in the opening half, while adding a career-high three boards and matching a personal best with a pair of steals. Redshirt senior **Paul Jackson** contributed 13 points off the bench along with a team-best five assists, while redshirt freshman **Tariq Silver** doubled his career-high with 10 points in nine minutes of action. Also dropping in double-digits was redshirt senior **Elijah Minnie** and redshirt sophomore **Ty Groce**, with 10.

EMU bounced back with a strong offensive showing, going 48.5 percent (33-of-68) from the floor, while Siena Heights finished at a 47.3 percent (26-of-55) clip. The Green and White used their size advantage to tally 50 points in the paint and out-rebound the Saints, 45-31. In addition to pulling down 23 offensive boards, the Eagles equaled a season-high by forcing 22 turnovers.

The two sides matched each other point-for-point until McAdoo knocked down a pair of triples to stake the Eagles to an 11-5 lead with 13:46 to go in the opening half. In all, EMU used a 15-3 run to open up a commanding 20-8 advantage with 11:04 left in the first.

The Eagles never relinquished their double-digit cushion and took a 48-33 lead into the intermission. EMU showed no signs of complacency to begin the second half, starting the frame with a 12-2 run to make it a 60-35 contest with 16:36 left in regulation. With the result well in hand, the hosts emptied their bench in the closing stages and notched 29 bench points en route to a comfortable 18-point win.

After Christmas, Eastern Michigan will travel to Lawrence, Kan. to take on Kansas University in Allen Fieldhouse, Dec. 22. The Jayhawks are currently ranked No. 1 in the NCAA AP Top 25 poll, while Eastern is 2-2 all-time against Big 12 opposition.

EMU (6-6)	FG-A	3P-A	FT-A	REB	TP	MIN
THOMPSON IV*	8-10	0-0	1-8	16	17	33
MINNIE*	3-13	1-9	3-4	7	10	27
ELLISON*	2-6	0-2	2-2	2	6	20
MCADOO*	6-12	3-7	3-3	3	18	23
GROCE*	4-7	0-3	2-2	5	10	25
PETERSON	0-0	0-0	0-1	0	0	7
STEPHENS	0-2	0-1	0-0	1	0	10
JACKSON	5-7	0-1	3-4	1	13	19
SILVER	4-9	1-4	1-1	2	10	13
KING	1-2	0-0	2-2	0	4	10
GREEN	0-0	0-0	2-2	5	2	9
BALLARD JR.	0-0	0-0	0-0	0	0	4
TOTAL	33-68	5-27	19-29	45	90	200

SHU (8-6)	FG-A	3P-A	FT-A	REB	TP	MIN
LUNDY*	7-11	1-2	3-8	6	18	32
ROUSER*	3-6	1-4	0-2	5	7	21
DICKERSON*	5-13	1-2	2-2	5	13	29
WINOWIECKI*	1-4	0-0	0-0	4	2	21
SMITH II*	3-4	3-4	0-0	0	9	13
AUSTIN	1-5	1-3	0-0	2	3	17
HOVERMALE	2-5	0-2	0-0	0	4	13
SERGIO	2-2	1-1	0-0	1	5	12
ELLIOTT	0-1	0-1	0-0	0	0	15
JOHNSON JR.	1-1	0-0	3-4	1	5	10
WYCKOFF	1-3	0-0	4-6	7	6	17
TOTAL	26-55	8-19	12-22	31	72	200

Siena Heights 33 39 — 72
Eastern Mich. 48 42 — 90

Turnovers: SHU 22, EMU 15
Blocked Shots: SHU 1, EMU 6
Steals: SHU 8, EMU 13
Field Goal Pct.: SHU .473, EMU .485
3PT Field Goal Pct.: SHU .421, EMU .185
Free Throw Pct.: SHU .545, EMU .655

2018-19 EMU SEASON/CAREER STATS

SEASON STATISTICS

CAREER STATISTICS

SUMMARY	gp-gs	min/g	fg%	3fg%	ft%	r/g	a/g	stl	blk	pts/g	gp-gs	min/g	fg%	3fg%	ft%	r/g	a/g	stl	blk	pts/g
JACKSON, Paul	12-11	30.5	.391	.257	.706	2.1	4.1	8	0	12.6	47-46	33.9	.406	.287	.723	2.1	4.5	56	2	14.3
MINNIE, Elijah	10-8	26.7	.363	.246	.889	4.1	1.4	15	8	11.5	45-42	30.3	.435	.317	.849	5.7	1.2	78	74	15.6
TOURE, Boubacar	11-10	26.3	.676	.000	.486	8.4	0.2	7	20	10.4	11-10	26.3	.676	.000	.486	8.4	0.2	7	20	10.4
THOMPSON IV, James	12-11	27.7	.633	.200	.471	9.4	0.5	8	11	9.8	112-111	31.9	.630	.286	.656	10.9	0.6	84	154	14.2
MCADOO, Kevin	11-1	17.1	.473	.412	.636	0.6	1.2	15	0	8.3	39-3	13.0	.466	.396	.733	0.6	0.7	19	3	5.6
GROCE, Ty	12-6	19.4	.500	.261	.667	3.9	1.4	14	8	6.2	46-13	16.1	.425	.296	.632	2.9	0.8	36	25	4.5
PARRIS, Damari	11-11	21.0	.300	.235	.833	2.1	2.7	7	0	5.0	11-11	21.0	.300	.235	.833	2.1	2.7	7	0	5.0
SILVER, Tariq	8-0	6.9	.400	.400	.250	0.6	0.4	4	0	3.1	8-0	6.9	.400	.400	.250	0.6	0.4	4	0	3.1
ELLISON, Malik	9-1	11.3	.333	.231	1.000	0.9	1.4	5	0	2.8	41-14	12.7	.295	.245	.625	0.8	1.4	23	0	2.2
JONES, Bud	7-0	6.3	.667	.000	1.000	1.3	0.0	0	0	2.6	31-0	4.4	.667	.000	.500	1.1	0.0	0	4	1.3
GREEN, Isaiah	9-0	7.1	.692	1.000	.667	2.2	0.2	2	3	2.3	26-0	6.0	.571	.500	.667	1.5	0.1	7	8	1.4
RAFUS JR, Andre	5-0	8.8	.455	.143	.000	0.8	0.0	1	1	2.2	5-0	8.8	.455	.143	.000	0.8	0.0	1	1	2.2
KING, Jalen	10-1	8.0	.727	.000	.667	1.5	0.6	4	3	1.8	30-1	5.7	.571	.000	.286	1.0	0.2	8	12	0.6
STEPHENS, Daivon	9-0	7.6	.417	.167	.500	1.2	0.4	4	3	1.3	9-0	7.6	.417	.167	.500	1.2	0.4	4	3	1.3
PETERSON, Jorden	5-0	3.0	1.000	1.000	.667	0.0	0.8	1	0	1.0	5-0	3.0	1.000	1.000	.667	0.0	0.8	1	0	1.0
BALLARD JR, Derek	6-0	3.7	.000	.000	.750	1.2	0.0	1	1	0.5	6-0	3.7	.000	.000	.750	1.2	0.0	1	1	0.5

SCORING	fg-fga	fg%	3fg-fga	3fg%	ft-fa	ft%	pts	pts/g	fg-fga	fg%	3fg-fga	3fg%	ft-fa	ft%	pts	pts/g
JACKSON, Paul	59-151	.391	9-35	.257	24-34	.706	151	12.6	252-620	.406	41-143	.287	128-177	.723	673	14.3
MINNIE, Elijah	41-113	.363	17-69	.246	16-18	.889	115	11.5	251-577	.435	95-300	.317	107-126	.849	704	15.6
TOURE, Boubacar	48-71	.676	0-0	.000	18-37	.486	114	10.4	48-71	.676	0-0	.000	18-37	.486	114	10.4
THOMPSON IV, James	50-79	.633	1-5	.200	16-34	.471	117	9.8	611-970	.630	2-7	.286	364-555	.656	1588	14.2
MCADOO, Kevin	35-74	.473	14-34	.412	7-11	.636	91	8.3	81-174	.466	36-91	.396	22-30	.733	220	5.6
GROCE, Ty	28-56	.500	6-23	.261	12-18	.667	74	6.2	74-174	.425	21-71	.296	36-57	.632	205	4.5
PARRIS, Damari	21-70	.300	8-34	.235	5-6	.833	55	5.0	21-70	.300	8-34	.235	5-6	.833	55	5.0
SILVER, Tariq	10-25	.400	4-10	.400	1-4	.250	25	3.1	10-25	.400	4-10	.400	1-4	.250	25	3.1
ELLISON, Malik	9-27	.333	3-13	.231	4-4	1.000	25	2.8	31-105	.295	13-53	.245	15-24	.625	90	2.2
JONES, Bud	8-12	.667	0-0	.000	2-2	1.000	18	2.6	18-27	.667	0-0	.000	5-10	.500	41	1.3
GREEN, Isaiah	9-13	.692	1-1	1.000	2-3	.667	21	2.3	16-28	.571	1-2	.500	4-6	.667	37	1.4
RAFUS JR, Andre	5-11	.455	1-7	.143	0-0	.000	11	2.2	5-11	.455	1-7	.143	0-0	.000	11	2.2
KING, Jalen	8-11	.727	0-0	.000	2-3	.667	18	1.8	8-14	.571	0-0	.000	2-7	.286	18	0.6
STEPHENS, Daivon	5-12	.417	1-6	.167	1-2	.500	12	1.3	5-12	.417	1-6	.167	1-2	.500	12	1.3
PETERSON, Jorden	1-1	1.000	1-1	1.000	2-3	.667	5	1.0	1-1	1.000	1-1	1.000	2-3	.667	5	1.0
BALLARD JR, Derek	0-6	.000	0-4	.000	3-4	.750	3	0.5	0-6	.000	0-4	.000	3-4	.750	3	0.5

TOTALS	o-reb	d-reb	t-reb	pf	fo	ast	to	a/to	o-reb	d-reb	t-reb	pf	fo	ast	to	a/to
JACKSON, Paul	5	20	25	28	1	49	29	1.7	17	82	99	111	3	211	128	1.6
MINNIE, Elijah	9	32	41	20	0	14	20	0.7	58	197	255	88	0	53	101	0.5
TOURE, Boubacar	36	56	92	28	1	2	22	0.1	36	56	92	28	1	2	22	0.1
THOMPSON IV, James	42	71	113	24	0	6	13	0.5	487	729	1216	357	23	69	191	0.4
MCADOO, Kevin	5	2	7	13	1	13	12	1.1	9	16	25	27	1	29	31	0.9
GROCE, Ty	14	33	47	9	0	17	14	1.2	36	99	135	75	1	39	48	0.8
PARRIS, Damari	7	16	23	11	0	30	13	2.3	7	16	23	11	0	30	13	2.3
SILVER, Tariq	2	3	5	3	0	3	7	0.4	2	3	5	3	0	3	7	0.4
ELLISON, Malik	3	5	8	7	0	13	9	1.4	10	21	31	25	0	57	39	1.5
JONES, Bud	4	5	9	7	0	0	3	0.0	15	18	33	29	0	1	10	0.1
GREEN, Isaiah	7	13	20	2	0	2	4	0.5	10	30	40	9	0	3	6	0.5
RAFUS JR, Andre	0	4	4	3	0	0	3	0.0	0	4	4	3	0	0	3	0.0
KING, Jalen	6	9	15	12	0	6	2	3.0	10	20	30	35	1	6	9	0.7
STEPHENS, Daivon	2	9	11	4	0	4	7	0.6	2	9	11	4	0	4	7	0.6
PETERSON, Jorden	0	0	0	2	0	4	1	4.0	0	0	0	2	0	4	1	4.0
BALLARD JR, Derek	3	4	7	1	0	0	0	0.0	3	4	7	1	0	0	0	0.0

NCAA RANKINGS - Team

Statistic	National Rank	Conference Rank	Value	National Leader	Value	Conference Leader	Value
3-pt Field Goal Attempts (351 ranked)	255	9	242	Savannah St.	600	Akron	353
Assist Turnover Ratio (351 ranked)	207	9	0.96	Virginia	1.87	Buffalo	1.54
Assists Per Game (351 ranked)	191	7	13.6	Michigan St.	21.0	Toledo	17.8
Blocked Shots Per Game (351 ranked)	41	2	4.8	Duke	8.0	Buffalo	5.3
Defensive Rebounds per Game (351 ranked)	258	11	24.42	Oklahoma	32.75	Bowling Green	31.75
Fewest Fouls (351 ranked)	20	1	174	UT Martin	153	Eastern Mich.	174
Fewest Turnovers (351 ranked)	217	10	169	Virginia	87	Kent St.	124
Field-Goal Percentage (351 ranked)	136	5	46.0	Gonzaga	53.3	Northern Ill.	52.3
Field-Goal Percentage Defense (351 ranked)	158	6	42.9	Texas Tech	32.8	Akron	39.4
Free Throw Attempts (351 ranked)	328	12	183	Central Mich.	370	Central Mich.	370
Free Throws Made (351 ranked)	335	12	115	Iowa	265	Central Mich.	243
Free-Throw Percentage (351 ranked)	323	11	62.8	Incarnate Word	80.2	Toledo	80.1
Offensive Rebounds Per Game (351 ranked)	18	1	13.83	Portland St.	20.27	Eastern Mich.	13.83
Personal Fouls Per Game (351 ranked)	9	1	14.5	Michigan	13.4	Eastern Mich.	14.5
Rebound Margin (351 ranked)	109	8	3.9	ETSU	14.1	Bowling Green	11.8
Scoring Defense (351 ranked)	136	4	69.6	Virginia	50.3	Akron	61.9
Scoring Margin (351 ranked)	205	10	1.7	Duke	27.8	Toledo	16.4
Scoring Offense (351 ranked)	254	12	71.3	The Citadel	99.5	Central Mich.	85.1
Steals Per Game (350 ranked)	56	2	8.0	FIU	12.4	Central Mich.	9.3
Three Pt FG Defense (351 ranked)	262	10	35.7	Texas Tech	24.1	Toledo	29.7
Three-Point Field Goals Per Game (351 ranked)	328	12	5.5	The Citadel	14.1	Toledo	10.4
Three-Point Field-Goal Percentage (351 ranked)	339	12	27.3	Lehigh	45.0	Toledo	39.3
Total 3-point FGM (350 ranked)	325	11	66	Savannah St.	171	Toledo	125
Total Assists (351 ranked)	186	7	163	Gonzaga	257	Toledo	214
Total Blocks (351 ranked)	43	2	58	Duke	96	Buffalo	63
Total Rebounds (351 ranked)	124	5	459	ETSU	605	Bowling Green	545
Total Rebounds Per Game (351 ranked)	90	6	38.25	Portland St.	46.09	Bowling Green	45.42
Total Steals (350 ranked)	59	2	96	FIU	149	Central Mich.	111
Turnover Margin (345 ranked)	178	6	0.3	FIU	7.7	Buffalo	4.9
Turnovers Forced (351 ranked)	152	4	14.33	FIU	22.75	Central Mich.	17.50
Turnovers Per Game (351 ranked)	217	10	14.1	Virginia	7.9	Kent St.	11.3
Won-Lost Percentage (350 ranked)	189	11	50.0	5 teams tied	100.0	Buffalo Toledo	91.7 91.7

NCAA RANKINGS - Individual

Statistic	Player	National Rank	Conference Rank	Value	National Leader	Value	Conference Leader	Value
3-pt Field Goal Attempts (249 ranked)	Elijah Minnie	234	10	69	Jordan Lyons, Furman	148	Daniel Utomi, Akron	98
Assist Turnover Ratio (250 ranked)	Paul Jackson	209	10	1.69	Justin Jenifer, Cincinnati	8.83	Jalen Avery, Kent St.	5.63
Assists Per Game (245 ranked)	Paul Jackson	158	6	4.1	Ja Morant, Murray St.	9.3	Darrian Ringo, Miami (OH)	5.7
Blocked Shots Per Game (236 ranked)	Boubacar Toure	69	3	1.82	Kylor Kelley, Oregon St.	4.09	Doug Taylor, Ohio	1.91
Defensive Rebounds per Game (249 ranked)	James Thompson IV	87	3	5.92	Jordan Murphy, Minnesota	9.08	Demajeo Wiggins, Bowling Green	8.50
	Boubacar Toure	182	9	5.09				
Double Doubles (155 ranked)	Boubacar Toure	62	4	4	Mike Daum, South Dakota St.	10	Demajeo Wiggins, Bowling Green	9
	James Thompson IV	96	6	3				
Field-Goal Percentage (249 ranked)					Tristan Clark, Baylor	76.8	Tahjai Teague, Ball St.	63.6
Free Throw Attempts (244 ranked)					Justin James, Wyoming	119	Demajeo Wiggins, Bowling Green	96
Free Throws Made (241 ranked)					Mike Daum, South Dakota St.	96	Demajeo Wiggins, Bowling Green	67
Free-Throw Percentage (250 ranked)					Desure Buie, Hofstra	94.6	Jaelan Sanford, Toledo	88.9
					Lindy Waters, III, Oklahoma St.	94.6		
Minutes Per Game (250 ranked)					Darnell Edge, Fairleigh Dickinson	39:04	Jalen Avery, Kent St.	35:06
Offensive Rebounds Per Game (247 ranked)	James Thompson IV	22	3	3.50	Cyril Langevine, Rhode Island	4.18	Demajeo Wiggins, Bowling Green	3.67
	Boubacar Toure	35	5	3.27				
Points Per Game (246 ranked)					Chris Clemons, Campbell	30.5	Eugene German, Northern Ill.	21.0
Rebounds Per Game (250 ranked)	James Thompson IV	31	3	9.4	Jordan Murphy, Minnesota	12.9	Demajeo Wiggins, Bowling Green	12.2
	Boubacar Toure	79	7	8.4				
Steals Per Game (232 ranked)	Elijah Minnie	232	7	1.50	Jacob Gilyard, Richmond	3.50	Darrian Ringo, Miami (OH)	2.67
Three-Point Field Goals Per Game (246 ranked)					Matt Frierson, The Citadel	5.09	Nate Navigato, Toledo	3.33
Three-Point Field-Goal Percentage (149 ranked)					Noah Baumann, San Jose St.	57.1	Nate Navigato, Toledo	52.6
Total 3-point FGM (250 ranked)					Antoine Davis, Detroit Mercy	60	Nate Navigato, Toledo	40
Total Assists (232 ranked)	Paul Jackson	147	5	49	Alex Robinson, TCU	103	Darrian Ringo, Miami (OH)	68
Total Blocks (230 ranked)	Boubacar Toure	78	3	20	Brandon Gilbeck, Western Ill.	51	Trey Moses, Ball St.	22
Total Field Goal Attempts (250 ranked)	Paul Jackson	175	7	151	Antoine Davis, Detroit Mercy	278	Justin Turner, Bowling Green	187
Total Field Goals Made (248 ranked)					Mike Daum, South Dakota St.	125	Justin Turner, Bowling Green	92
Total Minutes (250 ranked)					Skyler Flatten, South Dakota St.	552:18	Daniel Utomi, Akron	398:00
Total Points (246 ranked)					Mike Daum, South Dakota St.	379	Justin Turner, Bowling Green	232
Total Rebounds (246 ranked)	James Thompson IV	32	3	113	Mike Daum, South Dakota St.	164	Demajeo Wiggins, Bowling Green	146
	Boubacar Toure	134	8	92	Jeromy Rodriguez, ETSU	164		
Total Steals (246 ranked)					Brian Beard Jr., FIU	41	Darrian Ringo, Miami (OH)	32
Triple Doubles (1 ranked)					16 players tied	1	CJ Massinburg, Buffalo	1



2018-19 Eastern Michigan Basketball

Eastern Michigan Team Game-by-Game Comparison (as of Dec 27, 2018)

All games



Opponent	1st	2nd	Score	Mar	Total FG	FG Pct	3-Pointers	3FG Pct	Free Throws	FT Pct	Rebounds	Assist	T/Over	Block	Steal	Fouls	
ROCHESTER	42/39	35/28	77-67	+10	31-58/25-65	.534/.385	4-14/11-33	.286/.333	11-17/6-7	.647/.857	46/26	+20	10/13	20/15	7/2	9/10	13/18
DREXEL	30/28	36/34	66-62	+4	26-57/21-57	.456/.368	5-19/13-34	.263/.382	9-15/7-10	.600/.700	37/33	+4	9/17	9/12	5/2	5/2	12/20
GOSHEN	54/33	43/41	97-74	+23	38-67/29-76	.567/.382	8-20/12-41	.400/.293	13-17/4-6	.765/.667	45/35	+10	21/22	15/15	5/1	10/9	10/17
Duke	13/48	33/36	46-84	(38)	21-68/36-77	.309/.468	3-18/5-24	.167/.208	1-3/7-16	.333/.438	37/56	(19)	9/23	19/11	5/11	10/14	16/8
BOSTON	32/26	48/36	80-62	+18	31-59/24-51	.525/.471	7-16/6-17	.438/.353	11-12/8-18	.917/.444	35/26	+9	12/15	13/15	7/1	9/8	19/17
Rutgers	4/31	32/32	36-63	(27)	15-54/24-56	.278/.429	3-13/10-24	.231/.417	3-17/5-8	.176/.625	37/40	(3)	5/20	20/20	3/5	9/10	16/17
DETROIT MERCY	33/34	41/44	74-78	(4)	28-67/26-62	.418/.419	6-27/15-30	.222/.500	12-22/11-14	.545/.786	48/34	+14	18/19	10/7	4/3	4/6	16/18
TCU	24/35	45/52	69-87	(18)	26-58/34-56	.448/.607	6-18/11-26	.333/.423	11-16/8-13	.688/.615	32/28	+4	16/31	16/10	4/5	5/8	11/14
Northeastern	37/34	30/47	67-81	(14)	28-51/27-48	.549/.563	6-20/8-23	.300/.348	5-10/19-25	.500/.760	23/28	(5)	14/18	11/7	1/1	5/6	20/10
CENTRAL STATE	48/21	57/32	105-53	+52	43-75/17-58	.573/.293	8-31/12-34	.258/.353	11-14/7-9	.786/.778	47/28	+19	26/12	8/22	4/1	12/2	10/15
UC IRVINE	27/24	21/28	48-52	(4)	17-50/21-62	.340/.339	5-19/6-23	.263/.261	9-11/4-8	.818/.500	27/47	(20)	5/9	12/16	7/5	5/7	13/12
SIENA HEIGHTS	48/33	42/39	90-72	+18	33-68/26-55	.485/.473	5-27/8-19	.185/.421	19-29/12-22	.655/.545	45/31	+14	18/10	15/22	6/1	13/8	18/21

Note: Game totals are displayed in the format TEAM/OPPONENT for each category

2018-19 EMU COMPARISON STATS

**2018-19 EMU POINTS-REBOUNDS-ASSISTS STATISTICS**

Opponent	Date	Score		00 PETERSON,J	01 STEPHENS,D	02 THOMPSON,I	03 JACKSON,PA	05 MINNIE,ELI	10 ELLISON,MA	12 TOURE,BOUB
ROCHESTER	11-05-18	77-67	w	DNP	0-2-0	12-6-0	27-3-7	DNP	DNP	15-15-0
DREXEL	11-09-18	66-62	w	DNP	3-2-0	6-11-1	20-4-6	1-2-0	DNP	14-11-0
GOSHEN	11-11-18	97-74	w	DNP	4-2-2	6-9-1	9-2-5	17-5-0	10-0-2	10-7-0
at Duke	11-14-18	46-84	L	0-0-0	0-0-0	6-7-2	6-2-2	2-5-0	0-1-3	4-3-1
BOSTON	11-17-18	80-62	w	0-0-0	3-0-0	14-14-0	15-2-4	28-4-4	0-1-2	8-7-0
at Rutgers	11-19-18	36-63	L	0-0-0	0-2-0	6-8-0	5-2-3	0-2-0	2-1-1	7-4-0
DETROIT MERCY	11-24-18	74-78	L	DNP	DNP	24-14-0	10-4-2	2-4-4	3-0-0	12-14-0
at TCU	11-26-18	69-87	L	DNP	0-1-0	5-4-1	18-2-6	DNP	DNP	20-12-1
at Northeastern	12-01-18	67-81	L	DNP	DNP	11-9-1	8-1-3	24-6-2	0-0-0	10-6-0
CENTRAL STATE	12-08-18	105-53	w	5-0-3	2-1-1	8-8-0	16-1-4	16-3-2	2-2-3	11-6-0
UC IRVINE	12-19-18	48-52	L	DNP	DNP	2-7-0	4-1-2	15-3-1	2-1-0	3-7-0
SIENA HEIGHTS	12-22-18	90-72	w	0-0-1	0-1-1	17-16-0	13-1-5	10-7-1	6-2-2	DNP

Opponent	Date	Score		20 JONES,BUD	21 MCADOO,KEV	22 SILVER,TAR	23 PARRIS,DAM	25 RAFUS,JR,A	30 KING,JALEN	31 GROCE,TY
ROCHESTER	11-05-18	77-67	w	0-0-0	DNP	0-0-0	15-6-0	0-0-0	0-2-0	6-8-3
DREXEL	11-09-18	66-62	w	DNP	10-0-2	DNP	5-0-0	DNP	0-0-0	7-6-0
GOSHEN	11-11-18	97-74	w	6-3-0	10-0-1	5-0-0	6-2-3	4-1-0	2-2-3	0-1-3
at Duke	11-14-18	46-84	L	0-1-0	9-2-0	0-0-0	9-3-0	0-1-0	4-4-1	4-3-0
BOSTON	11-17-18	80-62	w	2-0-0	9-0-1	0-0-0	0-2-1	DNP	0-2-0	0-1-0
at Rutgers	11-19-18	36-63	L	2-1-0	2-1-1	3-1-0	2-0-0	DNP	2-2-0	0-3-0
DETROIT MERCY	11-24-18	74-78	L	DNP	8-0-4	3-1-1	3-2-3	DNP	DNP	9-4-4
at TCU	11-26-18	69-87	L	0-0-0	5-1-1	DNP	7-3-7	2-2-0	0-0-0	12-5-0
at Northeastern	12-01-18	67-81	L	DNP	2-0-0	DNP	0-0-8	5-0-0	DNP	7-1-0
CENTRAL STATE	12-08-18	105-53	w	8-4-0	7-0-1	4-1-1	2-2-7	DNP	6-3-2	14-9-2
UC IRVINE	12-19-18	48-52	L	DNP	11-0-0	DNP	6-3-1	DNP	0-0-0	5-1-1
SIENA HEIGHTS	12-22-18	90-72	w	DNP	18-3-2	10-2-1	DNP	DNP	4-0-0	10-5-4

Opponent	Date	Score		32 GREEN,ISAI	33 BALLARD,JR
ROCHESTER	11-05-18	77-67	w	2-2-0	DNP
DREXEL	11-09-18	66-62	w	0-0-0	DNP
GOSHEN	11-11-18	97-74	w	6-5-1	2-3-0
at Duke	11-14-18	46-84	L	2-2-0	0-1-0
BOSTON	11-17-18	80-62	w	0-0-0	1-1-0
at Rutgers	11-19-18	36-63	L	5-1-0	0-1-0
DETROIT MERCY	11-24-18	74-78	L	0-0-0	DNP
at TCU	11-26-18	69-87	L	DNP	DNP
at Northeastern	12-01-18	67-81	L	DNP	DNP
CENTRAL STATE	12-08-18	105-53	w	4-5-0	0-1-0
UC IRVINE	12-19-18	48-52	L	DNP	DNP
SIENA HEIGHTS	12-22-18	90-72	w	2-5-1	0-0-0

2018-19 EMU STATISTICS



2018-19 Eastern Michigan Basketball Eastern Michigan Combined Team Statistics (as of Dec 27, 2018) All games



Overall record: 6-6 Conf: 0-0 Home: 6-2 Away: 0-4 Neutral: 0-0

##	Player	gp-gs	min	avg	Total		3-Point		F-Throw		Rebounds				pf	dq	a	to	blk	stl	pts	avg
					fg-fga	fg%	3fg-fga	3fg%	ft-fa	ft%	off	def	tot	avg								
03	JACKSON, Paul	12-11	366	30.5	59-151	.391	9-35	.257	24-34	.706	5	20	25	2.1	28	1	49	29	0	8	151	12.6
05	MINNIE, Elijah	10-8	267	26.7	41-113	.363	17-69	.246	16-18	.889	9	32	41	4.1	20	0	14	20	8	15	115	11.5
12	TOURE, Boubacar	11-10	289	26.3	48-71	.676	0-0	.000	18-37	.486	36	56	92	8.4	28	1	2	22	20	7	114	10.4
02	THOMPSON IV, Jame	12-11	332	27.7	50-79	.633	1-5	.200	16-34	.471	42	71	113	9.4	24	0	6	13	11	8	117	9.8
21	MCADOO, Kevin	11-1	188	17.1	35-74	.473	14-34	.412	7-11	.636	5	2	7	0.6	13	1	13	12	0	15	91	8.3
31	GROCE, Ty	12-6	233	19.4	28-56	.500	6-23	.261	12-18	.667	14	33	47	3.9	9	0	17	14	8	14	74	6.2
23	PARRIS, Damari	11-11	231	21.0	21-70	.300	8-34	.235	5-6	.833	7	16	23	2.1	11	0	30	13	0	7	55	5.0
22	SILVER, Tariq	8-0	55	6.9	10-25	.400	4-10	.400	1-4	.250	2	3	5	0.6	3	0	3	7	0	4	25	3.1
10	ELLISON, Malik	9-1	102	11.3	9-27	.333	3-13	.231	4-4	1.000	3	5	8	0.9	7	0	13	9	0	5	25	2.8
20	JONES, Bud	7-0	44	6.3	8-12	.667	0-0	.000	2-2	1.000	4	5	9	1.3	7	0	0	3	0	0	18	2.6
32	GREEN, Isaiah	9-0	64	7.1	9-13	.692	1-1	1.000	2-3	.667	7	13	20	2.2	2	0	2	4	3	2	21	2.3
25	RAFUS JR, Andre	5-0	44	8.8	5-11	.455	1-7	.143	0-0	.000	0	4	4	0.8	3	0	0	3	1	1	11	2.2
30	KING, Jalen	10-1	80	8.0	8-11	.727	0-0	.000	2-3	.667	6	9	15	1.5	12	0	6	2	3	4	18	1.8
01	STEPHENS, Daivon	9-0	68	7.6	5-12	.417	1-6	.167	1-2	.500	2	9	11	1.2	4	0	4	7	3	4	12	1.3
00	PETERSON, Jorden	5-0	15	3.0	1-1	1.000	1-1	1.000	2-3	.667	0	0	0	0.0	2	0	4	1	0	1	5	1.0
33	BALLARD JR, Derek	6-0	22	3.7	0-6	.000	0-4	.000	3-4	.750	3	4	7	1.2	1	0	0	0	1	1	3	0.5
Team											21	11	32					9				
Total.....		12	2400		337-732	.460	66-242	.273	115-183	.628	166	293	459	38.2	174	3	163	168	58	96	855	71.2
Opponents.....		12	2400		310-723	.429	117-328	.357	98-156	.628	145	267	412	34.3	187	4	209	172	38	90	835	69.6

TEAM STATISTICS	EMU	OPP
SCORING	855	835
Points per game	71.2	69.6
Scoring margin	+1.7	-
FIELD GOALS-ATT	337-732	310-723
Field goal pct	.460	.429
3 POINT FG-ATT	66-242	117-328
3-point FG pct	.273	.357
3-pt FG made per game	5.5	9.8
FREE THROWS-ATT	115-183	98-156
Free throw pct	.628	.628
F-Throws made per game	9.6	8.2
REBOUNDS	459	412
Rebounds per game	38.2	34.3
Rebounding margin	+3.9	-
ASSISTS	163	209
Assists per game	13.6	17.4
TURNOVERS	168	172
Turnovers per game	14.0	14.3
Turnover margin	+0.3	-
Assist/turnover ratio	1.0	1.2
STEALS	96	90
Steals per game	8.0	7.5
BLOCKS	58	38
Blocks per game	4.8	3.2
ATTENDANCE	13028	21153
Home games-Avg/Game	8-1628	4-5288
Neutral site-Avg/Game	-	0-0

Date	Opponent		Score	Att.
11-05-18	ROCHESTER	w	77-67	1193
11-09-18	DREXEL	w	66-62	3895
11-11-18	GOSHEN	w	97-74	1056
11-14-18	at Duke	L	46-84	9314
11-17-18	BOSTON	w	80-62	2059
11-19-18	at Rutgers	L	36-63	4473
11-24-18	DETROIT MERCY	L	74-78	1226
11-26-18	at TCU	L	69-87	6219
12-01-18	at Northeastern	L	67-81	1147
12-08-18	CENTRAL STATE	w	105-53	1153
12-19-18	UC IRVINE	L	48-52	1187
12-22-18	SIENA HEIGHTS	w	90-72	1259

* - Conference game

Score by Periods	1st	2nd	Totals
Eastern Michigan	392	463	855
Opponents	386	449	835