

NORTHEASTERN



MEN'S BASKETBALL

Thursday, March 21 • 4 p.m. ET

Vivint Smart Home Arena • Salt Lake City, Utah



(13) NORTHEASTERN  
(23-10)

VS



No. 17/18 (4) KANSAS  
(25-9)

## 2018-19 SCHEDULE

### NOVEMBER

6 BOSTON UNIVERSITY (NESN) L, 74-77  
9 at Harvard (ESPN+) W, 81-71

### GILDAN CHARLESTON CLASSIC

15 vs. RV Alabama (ESPNU) W, 68-52  
16 vs. #16 Virginia Tech (ESPN2) L, 60-88  
18 vs. RV Davidson (ESPNU) L, 59-71  
24 at RV Davidson (ESPN+) L, 69-78  
28 at Bucknell W, 96-78

### DECEMBER

1 EASTERN MICHIGAN (NESNPlus) W, 81-67  
4 at RV Syracuse (ACC Network Extra) L, 49-72  
8 OAKLAND (NESN) W, 92-83  
16 at Vermont L, 70-75  
21 ST. BONAVENTURE (NESN) W, 64-59  
28 DREXEL \* (NESNPlus) W, 93-83  
30 DELAWARE \* (NESNPlus) L, 80-82 (2OT)

### JANUARY

5 at Hofstra \* (CBS College Sports Live) L, 72-75  
10 at Elon \* W, 81-70 OT  
12 at William & Mary \* W, 90-70  
17 CHARLESTON \* (NESNPlus) W, 69-60  
19 UNCW \* (NESNPlus) W, 88-71  
24 at Towson \* (CBS College Sports Live) L, 72-75  
26 at James Madison \* W, 78-68

### FEBRUARY

2 HOFSTRA \* (NESNPlus) W, 75-61  
7 WILLIAM & MARY \* (NESN) W, 72-60  
9 ELON \* (NESN) W, 72-60 OT  
14 at UNCW \* W, 81-77  
16 at Charleston \* (CBS CS Live) L, 79-88 OT  
21 JAMES MADISON \* (NESNPlus) W, 76-60  
23 TOWSON \* W, 73-58  
28 at Delaware W, 75-64

### MARCH

2 at Drexel \* W, 90-66  
10 vs. No. 10 UNCW ! W, 80-59  
11 vs. No. 2 Charleston ! (CBS Sports) W, 70-67  
12 vs. No. 1 Hofstra (CBS Sports) ! W, 82-74  
21 vs. #17/18 Kansas (TNT) 4 p.m. ET

Home matches in **BOLD CAPS** (Matthews Arena)  
All times EST and subject to change  
\* - CAA game  
! - N. Charleston Coliseum (N. Charleston, S.C.)

## THE MATCHUP

### NORTHEASTERN

Head Coach ..... Bill Coen  
Alma Mater ..... Hamilton '83  
Record at NU...224-196 (13 seasons)  
Overall Record..... Same  
Coen's Twitter....@GoNUCoachCoen  
Twitter.....@GoNUmbasketball  
Facebook.....GoNUmbasketball  
Instagram.....GoNUmbasketball  
Website.....GoNU.com

Points Leader.....Pusica (17.8)  
Rebounds Leader.....Brace (6.0)  
Assists Leader.....Pusica (4.2)



### QUICK COMPARISON

76.1.....Points Per Game.....75.4  
70.3.....Points Allowed Per Game.....70.1  
31.8.....Rebounding Per Game.....38.1  
31.6.....Rebounding Defense.....35.5  
.482.....Field Goal Pct......462  
.388.....3-Point Pct......350

### KANSAS

Head Coach ..... Bill Self  
Alma Mater ..... Oklahoma State, '85  
Record at Hofstra..472-105 (16th season)  
Overall Record.....679-210 (26th season)  
Self's Twitter.....@CoachBillSelf  
Twitter.....@KUHoops  
Facebook.....KansasBasketball  
Instagram.....KUHoops  
Website.....KUAthletics.com

Points Leader.....Lawson (19.1)  
Rebounds Leader.....Lawson (10.3)  
Assists Leader.....Dotson (3.6)

## NOTABLES

### JUST THE FACTS

- This is the 99th season of Northeastern men's basketball. Northeastern has an all-time record of 1,233-1,121 (.524) in 2,354 games
- The Huskies are 404-261 (.608) all-time in conference play including a 146-91 (.616) record since joining the CAA in the 2005-06 season
- After this year's CAA Championship victory, the Huskies have amassed 13 regular season conference championships and nine tournament titles including a pair of CAA titles in the last five seasons

### THE OPPONENT

- Kansas enters Thursday night's NCAA Second Round game coming off of a 78-66 loss in the Big 12 Title game to Iowa State
- The Jayhawks have posted a 25-9 record this season and are 5-1 at neutral sites, falling only to the Cyclones
- Kansas finished finished third in the Big 12 Conference standings during the regular season, snapping their streak of 14-straight regular season titles
- The Jayhawks finished 10-7 in their final 17 games of the year, Northeastern is 15-2 during that span
- Kansas is led by All-Big 12 First Team selection Dedric Lawson, who is averaging 19.1 points and 10.3 rebounds per game
- This will be the first meeting between the two teams in program history and the Huskies' first true game against a Big 12 foe in program history (*more on page 2*)

### DID YOU KNOW...

- Northeastern is making its ninth appearance in the NCAA Tournament (*more on page 3*)
- When the Huskies take on Kansas on Thursday, it will be their first TRUE game against a Big 12 opponent in program history (*more on page 2*)
- Jordan Roland is one try shy of setting a school record for the most 3FGs in a single season (97) (*more on page 5*)
- Bill Coen was named a finalist for Hugh Durham National Coach of the Year for the second time in his career (*more on page 2*)

## PROBABLE STARTERS

### NORTHEASTERN

Pos	No.	Name	Ht.	Wt.	Yr.	Hometown (Last School)	PPG	RPG	Other
G	4	Vasa Pusica	6-5	210	R.Sr.	Belgrade, Serbia (San Diego)	17.8	3.9	4.2 apg
G	22	Donnell Gresham	6-1	203	R.Jr.	St. Paul, Minn. (Cretin-Derham Hall)	9.8	4.8	.393 3FG%
G	12	Jordan Roland	6-1	171	R.Jr.	Syracuse, N.Y. (George Washington)	14.7	2.4	.905 FT % (2nd CAA)
G/F	20	Bolden Brace	6-6	225	Jr.	Santa Barbara, Calif. (Santa Barbara)	10.0	6.0	31 steals
F	30	Anthony Green	6-10	252	Sr.	N. Quincy, Mass. (Tilton School)	8.9	5.4	.684 FG%

### KANSAS

Pos	No.	Name	Ht.	Wt.	Yr.	Hometown (Last School)	PPG	RPG	Other
G	11	Devon Dotson	6-2	185	Fr.	Charlotte, N.C. (Providence Day School)	12.1	3.6	122 assists
G	5	Quentin Grimes	6-5	210	Fr.	The Woodlands, Texas (College Park)	8.3	2.5	22 steals
G	30	Ochai Agbaji	6-5	210	Fr.	Kansas City, Mo. (Oak Park)	8.7	4.8	.345 3FG%
F	1	Dedric Lawson	6-9	235	R.Jr.	Memphis, Tenn. (Memphis)	19.1	10.3	36 blocks
F	33	David McCormack	6-10	265	Fr.	Norfolk, Va. (Oak Hill Academy)	3.8	2.9	.610 FG %

## GAME INFORMATION



### TELEVISION

- TNT
- Andrew Catalon
- Steve Lappas
- Lisa Byington



### ONLINE STREAM

- March Madness Live
- Andrew Catalon
- Steve Lappas
- Lisa Byington



### RADIO

- WRBB
- Matt McCormack
- Justin Littman
- Michael Petillo

## SERIES HISTORY

Overall.....	First Meeting
At Northeastern.....	0-0
At Kansas.....	0-0
Neutral.....	0-0
In Overtime.....	0-0
Current streak.....	N/A
First meeting.....	March 21, 2019
Last meeting.....	
Last Northeastern win.....	
Last Kansas win.....	
Coen vs. the Big 12.....	First Meeting

### HUSKIES VS. THE BIG 12

- Northeastern has faced three teams that are currently in the Big 12 in program history, however none of them were a part of the Big 12 at the time of the meeting
- Meetings with Oklahoma and Baylor were prior to the formation of the current day Big 12; Oklahoma was a member of the Big Eight, Baylor was a member of the Southwest Conference
- While the Huskies' victory at West Virginia was when the Mountaineers were a part of the BIG EAST
- Thursday's game will mark Northeastern's TRUE first meeting with a Big 12 team in program history
- The Huskies and Oklahoma last met in the first round of the NCAA Tournament
- Reggie Lewis scored 35 points and pulled down 15 boards (both Husky records in the NCAA tournament), but foul-plagued NU fell to Oklahoma, 80-74
- Anthony Bowie led the Sooners with 24 points.

Team	Record	Last Meeting, Location
Baylor	0-1	11/30/91, Fresno, Calif.
Iowa State	N/A	
Kansas	First Meeting	
Kansas State	N/A	
Oklahoma	0-2	3/13/86, Greensboro, N.C.
Oklahoma State	N/A	
TCU	N/A	
Texas	N/A	
Texas Tech	N/A	
West Virginia	1-0	11/29/03, Morgantown
<b>TOTAL</b>	<b>1-3</b>	



- Kansas enters Thursday night's NCAA Second Round game coming off of a 78-66 loss in the Big 12 Title game to Iowa State
- The Jayhawks have posted a 25-9 record this season and are 5-1 at neutral sites, falling only to the Cyclones
- Kansas finished third in the Big 12 Conference standings during the regular season, snapping their streak of 14-straight regular season titles
- The Jayhawks finished 10-7 in their final 17 games of the year, Northeastern is 15-2 during that span

### LEADING THE WAY

- Kansas is led by All-Big 12 First Team selection Dedric Lawson, who is averaging 19.1 points and 10.3 rebounds per game
- The trio of Lagerald Vick (14.1 ppg), Udoka Azubuike

- (13.4), and Devon Dotson (12.1) rounds out the double-digit scorers
- Dotson adds 122 assists on the season while making 45 steals

### ALL-TIME SERIES

- This will be the first meeting between the two teams in program history and the Huskies' first true game against a Big 12 foe in program history (see sidebar)

## 2018-19 KANSAS ROSTER

No.	Name	Ht.	Wt.	Pos.	Yr.	Hometown/Last School
1	Dedric Lawson	6-9	235	F	RJr.	Memphis, Tenn./Memphis
2	Charlie Moore	5-11	180	G	RSo.	Chicago, Ill./California
5	Quentin Grimes	6-5	210	G	Fr.	The Woodlands, Texas/College Park HS
10	Elijah Elliott	6-3	185	G	Fr.	Southlake, Texas/Carroll Senior
11	Devon Dotson	6-2	185	G	Fr.	Charlotte, N.C./Providence Day School
12	Chris Teahan	6-4	195	G	So.	Leawood, Kan./Rockhurst
13	K.J. Lawson	6-8	210	G	RSo.	Memphis, Tenn./Memphis
20	Garrett Luinstra	6-2	155	G	Fr.	Lawrence, Kan./Lawrence Free State
22	Silvio De Sousa	6-9	245	F	So.	Luanda, Angola/IMG Academy [Fla.]
24	Lagerald Vick	6-5	190	G	Sr.	Memphis, Tenn./Douglass
30	Ochai Agbaji	6-5	210	G	Fr.	Kansas City, Mo./Oak Park
33	David McCormack	6-10	265	F	Fr.	Norfolk, Va./Oak Hill Academy
35	Udoka Azubuike	7-0	270	C	Jr.	Delta, Nigeria/Potter's House Christian Acad [Fla.]
44	Mitch Lightfoot	6-8	225	F	Jr.	Gilbert, Ariz./Gilbert Christian

**Head Coach:** Bill Self (Oklahoma State, 1985), 16th season

**Assistant Coach:** Kurtis Townsend (Western Kentucky, 1982)

**Assistant Coach:** Norm Roberts (Queens College, 1987)

**Assistant Coach:** Jerrance Howard (Illinois, 2004)

**Director of Men's Basketball Operations:** Brennan Bechard (Kansas, 2009)

### NORTHEASTERN MEN'S BASKETBALL AP POLL HISTORY (since 1986-87 season)

DATE	NU RANK	OPP RANK	OPPONENT	RESULT	SITE
11/28/86	--	2	Louisville	W, 88-84	N – Great Alaska Shootout
11/30/86	--	10	Iowa	L, 80-103	N – Great Alaska Shootout
12/3/86	19	--	St. Joe's (Maine)	W, 81-54	H – Boston, Mass.
12/5/86	19	--	Jacksonville	W, 76-70	N – Carrier Classic
12/6/86	19	17	Syracuse	L, 74-94	A – Carrier Classic
3/13/87	--	3	Purdue	L, 95-104	N – NCAA Tournament
11/23/90	--	8	Indiana	L, 78-100	N – Maui Classic
3/15/91	--	7	North Carolina	L, 66-101	N – NCAA Tournament
12/7/92	--	1	Duke	L, 72-103	A – Durham, N.C.
11/27/93	--	4	Duke	L, 72-86	A – Durham, N.C.
11/26/94	--	8	Duke	L, 70-93	A – Durham, N.C.
12/30/94	--	8	Connecticut	L, 70-88	A – Storrs, Conn.
11/29/95	--	9	Connecticut	L, 39-86	A – Storrs, Conn.
12/30/95	--	20	Duke	L, 56-87	H – Boston, Mass.
11/29/96	--	15	Fresno State	L, 71-87	A – Fresno, Calif.
11/28/98	--	20	New Mexico	L, 61-93	A – Lobo Classic
12/22/03	--	15	Florida	L, 84-101	A – Gainesville, Fla.
12/6/04	--	7	Connecticut	L, 60-97	A – Storrs, Conn.
11/15/06	--	18	Syracuse	L, 58-81	A – Syracuse, N.Y.
11/17/06	--	4	Pittsburgh	L, 52-78	N – Colonial Classic Tourn.
12/6/06	--	19	Connecticut	L, 53-81	A – Storrs, Conn.
3/19/15	--	11	Notre Dame	L, 65-69	N – NCAA Tournament
11/27/15	--	15	Miami	W, 78-77	A – Coral Gables, Fla.
12/19/15	--	1	Michigan State	L, 58-78	H – Matthews Arena
11/16/18	--	16	Virginia Tech	L, 60-88	N – Charleston, S.C.
<b>3/21/18</b>	<b>--</b>	<b>17</b>	<b>Kansas</b>	<b>--</b>	<b>N – Salt Lake City</b>

Record against teams ranked in AP poll 1-21

Record while (NU) ranked in AP poll 2-1

Active streak against teams ranked in AP poll Lost 2

Home 0-2 Away 0-12 Neutral 1-7

Against teams ranked No. 1 in AP poll 0-2

Against teams ranked No. 2 in AP poll 1-0

Against teams ranked in top five of AP poll 1-4

Against teams ranked in top 10 of AP poll 1-11

Against teams ranked in top 15 of AP poll 1-14

## #CAACHAMPS

- Northeastern started the tournament off in decisive fashion picking up a 21-point wire-to-wire victory over UNCW in the CAA Quarterfinal round
- With the 80-59 win over the Seahawks, the Huskies moved on to the CAA Semis for the sixth time in the last seven seasons
- Leading the way was junior Jordan Roland who finished with 21 points on 5-of-10 shooting from deep while Vasa Pusica added 16 points, 7 assists and six rebounds and Bolden Brace had 17 points, eight rebounds, three assists and three steals
- Monday night's CAA Semifinal contest with Charleston was the complete opposite with eight ties and 17 lead changes in the Semifinal round as the Huskies avenged last year's CAA Championship with a 70-67 victory
- Shawn Oceaux, back in just his second game after returning from injury, put up 17 points, while holding All-CAA First Teamer Grant Riller to just 10 points on the night
- With the Huskies trailing 65-64 with less than 40 seconds to play, Pusica took things upon himself, driving to the bucket for the lay-in despite All-CAA First Team selection Jarrell Brantley on his back to put NU ahead by a point
- Pusica and Donnell Gresham sealed the victory making their free throws down the stretch, while staving off a late foul call to earn the victory
- The Huskies advanced to the CAA Championship for the second-straight season and dominated the first half taking a 16-point lead into halftime
- Hofstra came out strong in the second half, evening the score at 54-all, but Pusica responded with a deep three and then reeled off a few more to put Northeastern back in control en route to the Championship title

## NCAA APPEARANCES

- The Huskies will be making their ninth ever appearance in the NCAA tournament in 2019
- Northeastern has appeared in the NCAA tournament eight times before, including six appearances in the 1980s, before qualifying a seventh time in 1991 and returning to the tournament for the first time in 24 seasons back in 2015
- NU is 3-8 all-time in the competition with its last win coming in the 1984 Preliminary Round against No. 11 seed Long Island (90-87)
- Head Coach Bill Coen will be making his ninth appearance in the Big Dance and second as a head coach
- Coen previously helped Rhode Island make two tournament appearances as an assistant coach (1993, 1997), while helping Boston College to five tournaments as an assistant/associate head coach (2001, 2002, 2004, 2005, 2006)

## HUGH DURHAM FINALIST

- For just the second time in his 13-year tenure, Northeastern head coach Bill Coen has been named a Hugh Durham National Coach of the Year Finalist
- Coen previously earned the honor in 2013
- The Huskies finished with back-to-back 20-win seasons for the first time since 1986-87/88-89
- The leader of the pack, guided the Huskies to a 6-6 non-conference record against one of the toughest non-conference slates in the nation, finishing with a non-conference NET ranking of 10
- The Huskies faced seven opponents that took part in the 2018 NCAA Tournament, the most in the nation

## FROM DEEP

- The Huskies, year after year, continue to improve upon their school record mark, as a team, for 3-pointers made (and attempted)
- This year Northeastern connected on a school record 322 treys, or 9.8 per game
- That mark also ranks second in the CAA this season and sixth all-time in CAA play

1.	339	VCU (Final Four squad)	2010-11
2.	337	Elon	2017-18
	337	William & Mary	2017-18
4.	336	UNCW	2016-17
5.	335	Elon	2018-19
6.	322	Northeastern	2018-19

## HONORING THE BEST

- For the second-straight season, his second season as a Husky, Vasa Pusica earned a spot on the All-CAA First Team, while Jordan Roland, in his first season with Northeastern, was named to the All-CAA Third Team
- Pusica becomes the eighth Husky to earn multiple First-Team All-Conference honors and just the third Husky during the CAA Era (*see table to the right*)

## First-Team All Conference

<b>America East</b>	
Pete Harris	1980, 81
Mark Halsel	1982, 83, 84
Reggie Lewis	1985, 86, 87
Andre LaFleur	1986, 87
J.J. Barea	2004, 05, 06

## CAA

Matt Janning	2009, 10
Chaiison Allen	2010, 11
<b>Vasa Pusica</b>	<b>2018, 19</b>

- This also marks the sixth time during the CAA era that multiple Huskies have been named to an All-Conference team

## 1,000 POINT SCORER!

- With his 31-point effort against Boston University in the season opener, senior Vasa Pusica went over the 1,000-point scoring mark in his five-year career
- With his 21-point effort against Drexel March 2, Pusica went over the 1,000-point mark in just his second season as a Husky
- Currently Pusica has **1,054** total points in the Red and Black, despite missing seven games this year, a mark that ranks 31st in the Northeastern record books
- Pusica finished his career at San Diego with 393 points scored in his freshman and sophomore campaigns

Yr.	School	Point Total
Fr.	San Diego	144
So.	San Diego	249
RJr.	Northeastern	592
RSr.	Northeastern	462
	<b>Total</b>	<b>1,447</b>
	<b>at Northeastern</b>	<b>1,054</b>

- Among two-year players at Northeastern, Pusica's **1,054** points ranks the most all-time passing Scott Eatherton's previous record during the CAA tournament

Name	Points	Transferred from
1. Vasa Pusica	1,054	San Diego
2. Scott Eatherton	1,021	St. Francis (Pa.)
3. Marcus Barnes	953	Miami (Fla.)
4. Lonnie Harrell	949	Georgetown

## CURRENT HUSKIES ALL-TIME

- Pusica sits 31st on the all-time scoring list, in just two seasons with the program, becoming the 38th player to reach 1,000 points in their Husky career, which ranks 33rd in the nation in total 1,000-point scorers all-time
- Let's see where the other Huskies stack up

Rank	Name	Points	Years
31.	Vasa Pusica	1,054	2017-
58.	Bolden Brace	823	2016-
66.	Donnell Gresham	823	2015-
69.	Anthony Green	696	2015-
74.	Shawn Oceaux	664	2016-
93.	Jeremy Miller	528	2015-
98.	Jordan Roland	486	2018-
100.	Tomas Murphy	464	2017-
118.	Maxime Boursiquot	372	2016-
223.	Jason Strong	97	2017-
254.	Myles Franklin	62	2017-
317.	Shaq Walters	16	2018-

## NO SHYING AWAY FROM THE COMPETITION

- Northeastern tries to make its schedule competitive year-in and year-out and 2018-19 was no exception
- The Huskies' non-conference schedule featured six opponents who took part in the 2018 NCAA Tournament, and the team played those six teams a total of seven times when all was said and done
- Three of the scheduled games, came as a part of the Gildan Charleston Classic
- The seven games against NCAA opponents on the non-conference schedule were the most in the country

## CAA AWARDS

## ALL-CONFERENCE HONOREES

First-Team All-Conference			
1979-80	Pete Harris	1988-89	Derrick Lewis
1980-81	Pete Harris	1989-90	Barry Abercrombie
	Chip Rucker	1990-91	George Yuille
1981-82	Mark Halsel		Marcellus Anderson
	Perry Moss		Maurice Brighthaupt
1982-83	Mark Halsel	1992-93	Steve Carney
1983-84	Mark Halsel		Anthony Brown
1984-85	Reggie Lewis	1994-95	Dan Callahan
1985-86	Andre LaFleur	1997-98	Ty Mack
	Reggie Lewis	2007-08	Matt Janning
1986-87	Andre LaFleur	2013-14	Scott Eatherton
	Reggie Lewis	2014-15	David Walker
1987-88	Kevin McDuffie	2015-16	Quincy Ford
1989-90	Steve Carney		
2003-04	J.J. Barea	Third-Team All-Conference	
2004-05	J.J. Barea	1998-99	Marcus Blossom
2005-06	J.J. Barea	1999-00	Marcus Blossom
2008-09	Matt Janning	2000-01	Marcus Blossom
2009-10	Chaiison Allen		Ricky Cranford
	Matt Janning	2001-02	Jean Bain
2010-11	Chaiison Allen	2002-03	J.J. Barea
2012-13	Joel Smith		Sylbrin Robinson
2014-15	Scott Eatherton		Javorie Wilson
2015-16	David Walker	2003-04	Javorie Wilson
2016-17	T.J. Williams	2004-05	Marcus Barnes
<b>2017-18</b>	<b>Vasa Pusica</b>		Shawn James
<b>2018-19</b>	<b>Vasa Pusica</b>	2005-06	Shawn James
		2006-07	Bennet Davis
<b>Second-Team All-Conference</b>		2008-09	Manny Adako
1983-84	Reggie Lewis	2009-10	Manny Adako
1984-85	Andre LaFleur	2011-12	Jonathan Lee
	Quinton Dale	2012-13	Quincy Ford
1985-86	John Williams		Jonathan Lee
1987-88	John Williams	<b>2018-19</b>	<b>Jordan Roland</b>

in 2018-19 while the Huskies finished the non-conference schedule with a NET of 10

School	No.	2018-19
Northeastern	7	Alabama, Davidson (x2), Syracuse, St. Bonaventure, Bucknell, Virginia Tech
Florida	7	Florida State, Oklahoma, W. Virginia, Michigan State, Butler (x2), TCU
N. Carolina	6	Texas, Michigan State/UCLA, Michigan, Gonzaga, Kentucky, Davidson

- All but one of the games came on the road or at neutral sites for the Huskies who faced St. Bonaventure at Matthews Arena to close out the 2018-19 non-conference slate
- Heading into the NCAA tournament, NU's 2018-19 schedule featured three teams from the field of 68

## GET THAT OUTTA HERE

- Senior Anthony Green has swatted away 95 of his opponents shot attempts during his four year career at NU
- That number ranks eighth all-time among Husky shot-blockers entering the final two games of the regular season

Name (Yrs.)	Total	GP
1. Shawn James (2004-06)	332	55
2. Bennet Davis (2003-07)	170	123
3. Reggie Lewis (1983-87)	155	122
4. Nkem Ojoughboh (2007-10)	121	96
5. Quincy Ford (2011-16)	113	130
6. Scott Eatherton (2013-15)	100	67
7. Steve Carney (1987-91)	96	108
8. Anthony Green (2015-pres.)	95	115
9. Dan Callahan (1990-95)	91	87

## ONE OF THE WINNINGEST

- Head Coach Bill Coen, in his 13th season as leader of the Huskies, has now registered **152** career conference victories (regular season and tournament)
- Since he joined the CAA, his 59.14 win pct. (*more on page 5*) ranks at the top of the league
- Coen has been climbing up the all-time CAA wins list and after a March 2 win at Drexel has moved third place all-time past Blaine Taylor (Old Dominion, 11 seasons, 148 wins) (*more on page 5*)



## HUSKIES BY THE NUMBER

1

Vasa Pusica becomes the first Husky since 2011 to earn All-CAA First Team honors in multiple seasons (Chaisson Allen; 2010, 11)

2

With the team's victory over Charleston on Monday, head coach Bill Coen continued to build on his into second place standing in the NU record books with 224 career wins

7

Northeastern faced off against six teams, in seven games, who took part in the 2018 NCAA Tournament -- during the 2018-19 non-conference season, most in the country

9

The Huskies are taking part in their ninth NCAA Tournament in program history after earning their second CAA Championship title

15

Northeastern has shot better than .500 in 15 of their 33 games on the season shooting 48.2 percent from the field in 2018-19

63

Anthony Green has slammed down 63 dunks this season (of 75.9 of the Huskies' 83 total dunks)

60.4

The Huskies finished with their best shooting pct. of the season in a 92-83 victory over Oakland, shooting 65.5 percent from the field in the first half

97

Jordan Roland has connected on a school record tying 97 3FGs this season, for a .408 3FG %, third in the conference & 44th nationally

185

Northeastern has connected on a 3-point field goal in 185 straight games dating back to the 2013-14 season

1,233

Northeastern recorded its 1,233rd program victory against Drexel in it's 99th season as a collegiate team

1,447

Redshirt senior Vasa Pusica currently has 1,447 collegiate points accumulated during his time at San Diego (393) and Northeastern (1,054)

## LUCKY NUMBER 20

• Northeastern picked up its 20th victory of the season at Drexel on March 2, adding to its total in the CAA Championships with wins over UNCW, Charleston & Hofstra (23)

• The win helped Northeastern to back-to-back 20 win seasons (23-10 in 2017-18), the fifth 20-win season in the Bill Coen Era and 16th in program history

• It also marked the first time two Coen-led teams recorded 20 wins in back-to-back seasons and the first time the Huskies have tallied back-to-back 20-win seasons since 1985-86, 86-87

• Other Coen-era 20-win seasons include:

Season	Record	CAA	Finish	Postseason
2018-19	21-10	14-4	2nd	--

Seniors: Anthony Green, Jeremy Miller, Vasa Pusica

2017-18	22-9	14-4	T-1st	--
---------	------	------	-------	----

Seniors: Devon Begley

2014-15	23-12	12-6	T-1st	NCAA 1st Rd
---------	-------	------	-------	-------------

Seniors: Scott Eatherton, Reggie Spencer

2012-13	20-13	14-4	1st	NIT 1st Rd
---------	-------	------	-----	------------

Seniors: Jon Lee, Dinko Marshavelski, Joel Smith

2009-10	20-13	14-4	2nd	NIT 1st Rd
---------	-------	------	-----	------------

Seniors: Manny Adako, Baptiste Bataille, Matt Janning, Brian McDonald, Nkem Ojougboh

• Coen's five 20-win seasons ranks in a tie for first in Northeastern coaching history with Jim Calhoun's five such efforts (1980-81, 81-82, 83-84, 84-85, 85-86)

• The 20 regular season wins in back-to-back seasons by Bill Coen marks the first time a single coach has achieved the feat since Jim Calhoun, who did so in 1980-81/1981-82

• For the fifth-straight season and the sixth time in the last seven seasons, Northeastern has put together a 15 win season

• The 10+ conference wins (14) mark the second-straight season the Huskies have picked up double-digit conference wins, and the sixth time during the Bill Coen-era

## XVI OF XVIII

• Northeastern has been on a tear as of late winning 16 of their last 18 games including the last seven-straight

• During the 7-game win-streak, the Huskies are averaging 78.0 ppg, while holding their opponents to just 64.0 ppg

• Vasa Pusica has tallied 18.7 ppg, 4.3 rpt and 4.7 apg while he is one of FIVE players averaging double-digits during that span

• Northeastern is shooting 50.5 pct. from the field, and .400 from deep, connecting on 10.2 3FGpg

• After starting the conference season 1-2 with a victory over Drexel to begin the CAA year, followed by a couple tough losses to Delaware and Hofstra, the Huskies went on to win their next four games before faltering to a bruising Towson squad

• Northeastern bounced back later that weekend with a decisive victory over James Madison, and then captured a revenge win over Hofstra on Saturday followed by Thursday night's season sweep of William & Mary

• 12 of the Huskies' 14 conference victories came by double-digits and Northeastern averaged a 15.4 margin of victory in conference play

• Overall, in 2018-19, when holding their opponent to under 70 points the Huskies are 14-0

## CENTURY MARK

• On Dec. 21 against St. Bonaventure, Vasa Pusica played in his 100th career college game, and his 39th in a NU uniform

• Seniors Anthony Green played in his 100th career game at Elon (Jan. 10) where he netted 15 points, six rebounds and two blocks, while Jeremy Miller took part in his 100th game on Senior Day against Towson

• Jordan Roland was the fourth Husky to play in his 100th career game Saturday against Drexel (30th in a Northeastern uniform)

Name	Games	Points
Vasa Pusica	119 (58)	1,447
Anthony Green	117	687
Jeremy Miller	103	528
Jordan Roland	103 (33)	762

## SLAMMING IT HOME

• This season the Huskies, as a squad, have slammed home 83 dunks, for a 2.52 dunk/game average, a mark that ranks 12th in the nation

• Leading the way for the Huskies is big man Anthony Green, who has put down 63 dunks on the year or 75.9 percent of the Huskies' slams

• That total ranks seventh in the country

Name, Team	Dunks	Gms.	Avg.
Daniel Gafford, Arkansas	81	30	2.70
Obi Toppin, Dayton	78	30	2.60
Tacko Fall, UCF	72	29	2.48
Jaxon Hayes, Texas	69	29	2.38
Kris Bankston, Little Rock	69	30	2.30
Martin Krampelj, Creighton	69	31	2.23
<b>Anthony Green, Northeastern</b>	<b>63</b>	<b>33</b>	<b>1.91</b>
Zion Williamson, Duke	52	26	2.00

## SEVEN-STRAIGHT AT THE OLE BARN

• Coming away from the final home weekend of the season with a 2-0 record, the Huskies finished the home season on a seven-game win-streak

• Northeastern finished the year with an 11-2 record at Matthews, the second-straight season of just two losses at home (12-2 in 2017-18)

• Northeastern's margin of victory in the old barn, during the streak, stands at 12.1 ppg while the team's two losses have come by a combined five points, one of which came in OT

## A TRIO OF SCORERS

• Twice this season, first against Drexel and then against Elon, a trio of scorers led the way for the Huskies as Vasa Pusica (23), Jordan Roland (21) and Bolden Brace (20) combined for 64 of the Huskies' 72 points

• It marked the second time this season that three Husky scorers went over the 20-point mark

• On Dec. 28, against Drexel to start the CAA season, Northeastern was led by three 20-point efforts from Vasa Pusica (29), Jordan Roland (21) and Anthony Green (21)

• That game marked the first time in nearly 12 years that a Husky trio has each finished with 20+ points

• That last outing came on Dec. 31, 2006 at Boston College when Bennet Davis (27), Matt Janning (21) and Eugene Spates (20) achieved the feat during Bill Coen's first season as head coach of the Huskies

• This year's two-game triple 20-point effort is the first for the Huskies in recent history, dating back to the at least the early 90s

## THE 4-POINT PLAY

• Five times this year, Jordan Roland has connected on the rare four-point play, an act that seems all too common for the junior this season

• Roland's four-point efforts have come against some of the top competition in the country, No. 16 Virginia Tech, RV Davidson, RV Syracuse, Delaware and UNCW

Date	Opponent	# 3FG	Time (Pd)	Helper
11/16	Virginia Tech	2nd	12:16 2nd	Gresham
11/24	Davidson	5th	14:57 2nd	Gresham
12/4	Syracuse	1st	15:36 1st	Brace
12/30	Delaware	1st	5:38 1st	Pusica
2/14	UNCW	3rd	19:46 2nd	Green

• Four of the feats have come away from Matthews Arena, with just one, against Delaware, coming at home

## KEEPING 'EM CLOSE

• The Huskies faltered just four times in conference play, and their 14-4 record was enough for second place in the conference in 2018-19

• Three of the Huskies' CAA losses came via a combined 8 points, while the fourth came in OT at Charleston with a depleted roster

• The first stumble came by just two points to Delaware (82-80), followed by a 75-72 buzzer beating loss at Hofstra, a three-point setback at Towson (75-72) and an OT loss at Charleston

• Overall, on the season, five of the Huskies' 10 losses have come by five points or less while 19 of their 22 wins have come by nine points or more





**BEST OF THE BEST**

• After solid seasons across the board by the entirety of the Northeastern basketball program, a few upper-classmen are seeing themselves at the top of the NU Record Books

**ANTHONY GREEN**

• Senior Anthony Green finds himself at the top of the top with his single-season FG % of 68.4 in 2018-19

**1. 68.4 Anthony Green (174 attempts) 2018-19**  
**2. 63.3 Shawn James (158 attempts) 2004-05**

• Green's career field goal pct. of 65.8 would easily sit at the top of the record books, however he is 11 attempts shy of qualifying

**-- 65.8 Anthony Green (439 attempts) 2015-19**  
**1. 56.6 Scott Eatherton (666 attempts) 2013-15**

**JORDAN ROLAND**

• Jordan Roland has already tied the school record for threes in a season during the CAA title game (more on page 5) and currently has 97 entering the Huskies' NCAA Tournament game with Kansas

• A little closer to the basket, Roland's 90.3 free throw percentage this season tops the single-season charts, besting a mark that has stood for 47 years

**1. 90.3 Jordan Roland (72 attempts) 2018-19**  
**2. 89.7 Mark Jellison (136 attempts) 1972-73**

**VASA PUSICA**

• Vasa Pusica finds himself across the record books in just his two seasons with the Huskies

• His career free throw pct. of 82.8 sits fourth all-time while his career 4.7 apg mark sits behind two NU legends

**Career FT pct.**

**1. 85.1 Joel Smith (241 attempts) 2009-13**  
**2. 84.3 Mark Jellison (229 attempts) 1970-73**  
**3. 83.0 David Walker (418 attempts) 2012-16**  
**4. 82.8 Vasa Pusica (303 attempts) 2017-19**

**Career Assists/game**

**1. 7.0 Andre Lafleur (128 games) 1983-87**  
**2. 6.4 Jose Juan Barea (113 games) 2002-06**  
**3. 4.7 Vasa Pusica (59 games) 2017-19**

**WE'RE GOING STREAKING**

• Despite a pair of streaks coming to an end (both at 27-straight) by Donnell Gresham and Vasa Pusica, the duo amped up their free throw game in CAA play

• Over a 10-game span, they combined for 76-of-78 shooting (.974) from the charity stripe following 1-of-4 (Pusica) and 2-of-3 (Gresham) nights at Hofstra (Jan. 5)

• Due to the streak, Gresham has improved his free throw shooting from **.765 to .819, sixth** in the CAA

• After an 8-for-10 against the Pride for Pusica, he has commenced another streak which ended at 16-straight at Charleston improving his shooting from **.745** from the line, to **.843, fifth** in the conference

• Jordan Roland **leads** the team and ranks **second** in the conference with an **90.3** free throw pct.

Game	Pusica FTs	Gresham FTs
at Elon	4-for-4	4-for-4
at William & Mary	4-for-4	1-for-1
Charleston	8-for-8	1-for-1
UNCW	3-for-3	1-for-1
Towson	2-for-2	2-for-2
James Madison	6-for-6	4-for-4
Hofstra	8-for-10 (over at 27)	4-for-4
William & Mary	6-for-6	4-for-4
Elon	7-for-7 (over at 16)	0-for-0
UNCW	DNP	7-for-8 (over at 27)
<b>Total</b>	<b>48-for-49</b>	<b>28-for-29</b>

**SEEING DOUBLE-DOUBLE**

• Every game out lately it seems as if a different Husky is finishing with a double-double

• For the third time since the 2002-03 season, five different Huskies have each recorded a double-double in the same season while the team has combined for 15 double-doubles on the season, the most since 2013-14

• Vasa Pusica became the fifth Husky with a double-double this season following his 10-point, 10-rebound double-double at James Madison (Jan. 26)

• Bolden Brace has six double-doubles this season, the most since Scott Eatherton put together 19 in 2013-14, his

last effort a near triple-double in the CAA Championship

• This year, like 2016-17, a pair of Huskies achieved the feat in the same game, two different times

• In 2002-03, two double-double efforts in a single game occurred on three different occasions

**2018-19 Double-Doubles (14)**

Name	P	R	A	Date
1. Donnell Gresham (1)	16		11	Nov. 28
2. Tomas Murphy (1)	21	12		Nov. 28
3. Anthony Green (1)	21	11		Dec. 28
4. Bolden Brace (1)	18	10		Dec. 30
5. Donnell Gresham (2)	12	11		Dec. 30
6. Donnell Gresham (3)	11	10		Jan. 10
7. Bolden Brace (2)	14	10		Jan. 19
8. Vasa Pusica (1)	10	10		Jan. 26
9. Bolden Brace (3)	11	10		Feb. 2
10. Bolden Brace (4)	20	14		Feb. 9
11. Anthony Green (2)	12	11		Feb. 14
12. Bolden Brace (5)	13	11		Feb. 16
13. Anthony Green (3)	17	11		Feb. 21
14. Tomas Murphy (2)	21	12		Feb. 23
15. Bolden Brace (6)	10	10	9	March 12

**2016-17 Double-Doubles (9)**

Name	Total
T.J. Williams	4 (2 P/A, 1 P/R, 1 TD)
Anthony Green	2 (P/R)
Bolden Brace	1 (P/R)
Max Boursiquot	1 (P/R)
Alex Murphy	1 (P/R)

**2002-03 Double-Doubles (14)**

Name	Total
Sylbrin Robinson	10 (all P/R)
J.J. Barea	1 (P/A)
Jamaar Walker	1 (P/A)
Javorie Wilson	1 (P/R)
Cornellius Wright	1 (P/R)

**THEY SEE ME ROLAND...**

• Against James Madison (Jan. 26), Jordan Roland went off, finishing with a career-high eight 3-pointers against the Dukes

• In his first season as a Husky, Roland has connected on **97** treys, tying David Walker's school record during the CAA Championship game

1. 97	David Walker	2015-16 (33 games)
<b>97</b>	<b>Jordan Roland</b>	<b>2018-19 (33 games)</b>
3. 83	Joel Smith	2012-13 (31 games)
4. 81	Marcus Barnes	2003-04 (28 games)

• Against UNCW, Roland was 5-of-10 from deep, the **SIXTH** time this season he has connected on a 5+ threes in a game, while he has also knocked down 6+ treys **THREE** times

• With the JMU outing, Roland becomes just one of three Northeastern players to have **three** 6+ trey games in a single season joining J.J. Barea and Marcus Barnes, who both did so during the 2003-04 season

• Barnes became the first to ever do it, completing the task by Jan. 2, 2004 (12 games into the season), Roland did so by Jan. 26 (21 games in)

• Roland is the lone Husky to do it all on the road

Player	No.	Opponent, Date
Jordan Roland	8	at James Madison (1/26/19)
	6	at Davidson (11/24/18)
	7	at Harvard (11/9/18)
J.J. Barea	7	vs. Maine (2/26/04)
	7	vs. Maine (1/28/04)
	6	vs. UNH (1/4/04)
Marcus Barnes	8*	vs. Vermont (1/7/04)
	6	vs. Stony Brook (1/2/04)
	7	vs. West Virginia (11/29/03)

\* - Was a school record before Brace's 10 3FG night

**THE COEN FILES****HUSKIES IN CAA PLAY**

• 13 years ago, Bill Coen took the reins of the Northeastern men's basketball program

• In that time, Northeastern has accomplished the best win percentage amongst current CAA teams in conference and CAA tournament play

• Coen has helped the Huskies to **137** conference wins during the regular season including a 14-4 record, for the second-straight season

• The 14 conference wins mark the fourth time the Huskies have finished with a 14-4 CAA record

• In the CAA tournament, the Huskies are **15-9**, winning the tournament title in 2014-15 and advancing to the NCAA tournament for the first time since the 1991 season

• Entering the 2016-17 season, Charleston was ranked last in the CAA in win percentage (32.14) but improved into second last year with their 14-4 conference season and trio of wins in the conference tournament

• After going 6-12 in conference action last year, Elon dropped to the bottom of the league in win pct. in their four years since joining the CAA

Current CAA Teams	Yrs	W	L	Win %	Rank
<b>Northeastern</b>	<b>13</b>	<b>152</b>	<b>105</b>	<b>59.14%</b>	<b>1</b>
Hofstra	13	136	118	53.54%	2
Charleston	6	62	54	53.45%	3
William & Mary	13	126	130	49.22%	4
Drexel	13	117	132	46.99%	5
UNC Wilmington	13	111	150	42.53%	6
Delaware	13	107	145	42.46%	7
James Madison	13	105	146	41.83%	8
Towson	13	99	149	39.92%	9
Elon	5	36	58	38.30%	10

**COEN VS. THE CAA**

• Here is how head coach Bill Coen's **152** career wins in conference play break down

COEN VS.	W-L
College of Charleston	7-7
Delaware	20-11
Drexel	15-13
Elon	7-3
Hofstra	16-12
James Madison	16-6
Towson	16-8
UNC Wilmington	16-10
William & Mary	14-12
<b>Total vs. Current CAA Teams</b>	<b>127-81</b>
George Mason	9-6
Georgia State	8-6
Old Dominion	4-7
Virginia Commonwealth	4-5
<b>Total</b>	<b>152-105</b>

**WINNINGEST CAA COACHES**

• In 13 seasons at the helm of the Northeastern program, Coen finds himself at the top of the CAA with some all-time greats

**CAA Season/Tournament Games Only****CAA Victories**

1. Jim Larranaga, George Mason	1998-11	183
2. Bruiser Flint, Drexel	2002-16	158
<b>3. Bill Coen, Northeastern</b>	<b>2007-pres.</b>	<b>152</b>
4. Blaine Taylor, Old Dominion	2002-13	148
5. Tony Shaver, William & Mary	2004-pres.	137
6. Dick Tarrant, Richmond	1982-93	106
7. Tom Pecora, Hofstra	2002-10	98
Charles "Lefty" Driesell, JMU	1988-97	98
9. Jerry Wainwright, UNCW	1995-02	97
10. Monte Ross, Delaware	2007-16	86

## AP TOP-25 POLL

Updated March 18, 2019

	REC.	PTS.
1 Duke (58)	29-5	1592
2 Virginia (5)	29-3	1497
3 North Carolina	27-6	1453
4 Gonzaga (1)	30-3	1398
5 Michigan State	28-6	1382
6 Tennessee	29-5	1270
7 Kentucky	27-6	1232
8 Michigan	28-6	1146
9 Texas Tech	26-6	1033
10 Florida State	27-7	1017
11 Houston	31-3	933
12 LSU	26-6	886
13 Purdue	23-9	727
14 Auburn	26-9	665
15 Buffalo	31-3	608
16 Virginia Tech	24-8	595
17 Kansas	25-9	590
18 Kansas State	25-8	529
19 Wofford	29-4	385
20 Nevada	29-4	361
21 Wisconsin	23-10	339
22 Cincinnati	28-6	335
23 Villanova	25-9	306
24 Iowa State	23-11	245
25 Utah State	28-6	73

**OTHERS RECEIVING VOTES:** Marquette 63, Maryland 55, Mississippi State 35, Murray State 12, New Mexico State 11, UCF 9, Louisville 8, VCU 4, Seton Hall 3, Old Dominion 2, Liberty 1

## USA TODAY COACHES POLL

Updated March 11, 2019

	REC.	PTS.
1 Duke (25)	29-5	744
2 Virginia (1)	29-3	701
3 Gonzaga (3)	30-3	667
4 North Carolina	27-6	666
5 Tennessee (1)	29-5	636
6 Michigan State	28-6	598
7 Kentucky	27-6	565
8 Michigan	28-6	538
9 Houston	31-3	494
10 Texas Tech	26-6	454
11 Florida State	27-7	453
12 LSU	26-6	370
13 Purdue	23-9	356
14 Kansas State	25-8	297
15 Virginia Tech	24-8	285
16 Buffalo	31-3	278
17 Kansas	25-9	273
18 Auburn	26-9	213
19 Wofford	29-4	191
20 Nevada	29-4	182
21 Wisconsin	23-10	170
22 Villanova	25-9	151
23 Iowa State	23-11	141
24 Cincinnati	28-6	134
25 Utah State	28-6	48
Marquette	24-9	48

**OTHERS RECEIVING VOTES:** Maryland 31, Mississippi State 24, Seton Hall 7, Arizona State 6, Murray State 6, VCU 5, Washington 4, Louisville 3, UCF 3, Liberty 2, Oregon 2, Florida 2, UC Irvine 2

## STEADY IS AS STEADY DOES

• One of the Huskies most consistent players, across the board, is Donnell Gresham

• Whenever the Huskies need a big shot, Gresham has stepped up, including a dagger of a three to seal the game against Harvard down the stretch, and a key steal and finish at Elon to send the game to overtime

• Against Syracuse he took deep three after deep three in the Carrier Dome and currently boasts a .393 3FG % this season

• This season Gresham is averaging **9.8 ppg, 4.8 rpg, 3.2 apg**, and has made **38** steals while shooting **.416** from the field

• Gresham's 41.1% career 3FG percentage currently sits second all-time at Northeastern (min. 200 attempts)

Name	Made-Attempted	Pct.
1. John Williams (1984-88)	97-214	.453
2. Donnell Gresham (2015-pres.)	143-341	.419
3. Jonathan Lee (2009-13)	108-267	.404

## FROM DEEP (AND THE FIELD)

• In the last few seasons, Northeastern has continued to elevate the team record for 3-point field goals made year after year, this year is no different

• The Huskies are doing so efficiently in 2018-19 shooting **.388** from the deep as a squad, a mark that **ranks second** the conference and **16th** in the country

• The last time out the Huskies combined for 14 treys against the Pride in 31 attempts and connected on 10+ treys 11 times in the 18 CAA games (three w/ 9)

• Northeastern's **9.8** 3FGpg ranks **second** in the CAA and **24th** nationally

• Northeastern is led by Jordan Roland in the trey department and the redshirt junior leads the way with a **.408** 3FG shooting percentage (97-of-238), **third** in the conference and **44th** nationally

• Overall from the field, the Huskies rank **third** in the league with a **48.2** shooting percentage, a mark that also ranks **21st** nationally

• Northeastern is led by Anthony Green, for the second-straight year, in that category who has connected on **68.4** percent of his shots this year, a mark that would rank **third** in the country, but his **3.6** makes per game are shy of the 5.0 mpg requirement

## HUSKIES VS. RANKED TEAMS

• Last year, Northeastern faced an AP ranked team during the regular season for the first time since the 06-07 season when it took on No. 15 Miami on Nov. 27

• The Huskies then faced off against a No. 1 ranked opponent for the second time in school history after taking on No. 1 Michigan State on Dec. 19.

• Northeastern faced two AP ranked teams for the first time since the 2006-07 season when the Huskies took on No. 4 Pittsburgh and No. 19 Connecticut

• Prior to Miami, the last AP ranked team NU faced during the regular season was at No. 19 Connecticut on Dec. 6, 2006, the third ranked team NU faced that season.

• Northeastern faced a ranked team in 2014-15 when it took on AP No. 11 Notre Dame in the second round of the NCAA Tournament, a 65-69 loss on March 19, 2015

• This season Northeastern squared off against No. 16 Virginia Tech earlier this season, while also meeting up with six teams receiving votes in the AP poll in 2018-19

## 2018-19 CAA STANDINGS



Hofstra  
**Northeastern**  
 Charleston  
 William & Mary  
 Delaware  
 Drexel  
 Elon  
 James Madison  
 Towson  
 UNCW

Conference			Overall		
W-L	PCT		W-L	PCT	STRK
15-3	0.833		27-7	0.794	L1
<b>14-4</b>	<b>0.778</b>		<b>23-10</b>	<b>0.697</b>	<b>W7</b>
12-6	0.667		24-9	0.727	L1
10-8	0.556		14-17	0.452	L1
8-10	0.444		17-16	0.515	L1
7-11	0.389		13-19	0.406	L3
7-11	0.389		11-21	0.344	L1
6-12	0.333		14-19	0.424	L1
6-12	0.333		10-22	0.313	L5
5-13	0.278		10-23	0.303	L1

## MID-MAJOR TOP-25 POLL

Updated March 11, 2019

	REC.	PTS.	PRE.	CONF.
1. Gonzaga (31)	29-2	775	1	West Coast
2. Wofford	28-4	741	2	Southern
3. Buffalo	28-3	716	3	Mid-American
4. Murray State	27-4	673	5	Ohio Valley
5. Belmont	26-5	617	4	Ohio Valley
6. UC Irvine	27-5	609	6	Big West
7. N. Mexico State	27-4	588	7	Western Athletic
8. UNC Greensboro	28-5	555	8	Southern
9. Liberty	28-6	530	13	Atlantic Sun
10. Hofstra	26-6	480	10	Colonial
11. Toledo	25-6	422	18	Mid-American
12. Vermont	25-6	412	14	America East
13. Lipscomb	25-7	403	11	Atlantic Sun
14. Furman	25-7	398	12	Southern
15. Northeastern	21-10	281	19	Colonial
16. ETSU	24-9	277	15	Southern
17. S. Dakota State	24-8	275	9	Summit
18. Saint Mary's	20-11	224	21	West Coast
19. Georgia State	22-9	171	NR	Sun Belt
20. Sam Houston	21-10	166	16	Southland
21. Yale	20-7	140	20	Ivy League
22. Montana	23-8	117	17	Big Sky
23. N. Kentucky	24-8	79	NR	Horizon
24. Gardner-Webb	23-11	57	NR	Big South
25. Abilene Christian	25-6	42	NR	Southland

**OTHERS RECEIVING VOTES:** Utah Valley 41, Georgia Southern 35, Texas State 31, **Charleston 23**, BYU 21, Drake 19, Bradley 18, **Harvard 17**, Wright State 17, UC Santa Barbara 17, San Francisco 16, Kent State 14, Bowling Green 11, Jacksonville State 11, Colgate 7, Iona 6, Loyola Chicago 4, Prairie View A&M 4, San Diego 4, Norfolk State 3, Stony Brook 3, Austin Peay 1, Hawaii 1, Central Michigan 1, Omaha 1, UMBC 1.

## HUSKIES IN THE RANKINGS

• The Huskies, with a 22-10 record this season are back in the mid-major top-25 poll coming in hot at No. 15 heading into the CAA Tournament Championship this week after a 2-0 week with wins at Delaware and Drexel, and winning their last six-straight

• The Huskies have faced off against a ranked program (Virginia Tech) and faced their sixth squad receiving Associated Press votes this season, when they took on Hofstra, who was receiving nine AP votes

• The Pride are receiving 13 votes in the Coaches poll heading into the Championship game



## SECOND ALL-TIME

- With a win over Eastern Michigan, Bill Coen moved into second place all-time on the Northeastern wins list and now has **224** in his 13 seasons at the helm
- Back on March 4, 2018 in the CAA Tournament, Coen, in his 12th season with the program, picked up his 200th career victory
- Coen currently boasts a **224-196** career record with **151** of those wins coming during conference action
- Coen is just the third-ever Northeastern men's basketball head coach to hit the 200-win mark
- 1. Jim Calhoun 250-137 1972-86 (14 seasons)
- 2. **Bill Coen 224-196 2006-pres. (13 seasons)**
- 3. Dick Dukeshire 204-100 1958-71 (13 seasons)
- With his **137** career conference regular season victories, Coen is the Huskies' **winningest** coach in conference action
- In addition, Coen is just one of three Northeastern head coaches to have coached at least 13 seasons with the Huskies
- Jim Calhoun leads the way with 14 seasons (1972-86) under his belt before he moved on to UConn while Dick Dukeshire coached 13 seasons from 1958-71

## IN EXTRA TIME

- Northeastern is 2-2 this season in overtime periods, with all of the games coming in conference play, including a pair against Elon
- The Huskies fell in double-OT 82-80 to Delaware (4-1) in their second game of the conference season, but pulled off an 81-70 OT victory over Elon in the first meeting between the two teams on Jan. 24 followed by a 72-60 win over the Phoenix on Feb. 9 and an 88-79 loss at Charleston (Feb. 16)
- All-Time:
  - Record in OT games: 39-25
  - Record in 2OT games: 7-7
  - Record in 3OT games: 1-2

## FROM THE CHARITY STRIPE

- As a team this season, the Huskies have accumulated a **.751** free throw percentage, a mark that ranks **fourth** in the conference and **33rd** in the nation
- Earlier this season, prior to the game at Davidson (Nov. 24), the Huskies led the conference and the nation with a .846 shooting percentage from the charity stripe
- Jordan Roland leads the way for the Huskies with a **.903** free throw percentage (65-of-72) which would rank **ninth** in the country, however his 2.0 makes per game mark is just shy of the 2.5 mpg standard set by the NCAA
- Instead, Vasa Pusica (107-of-127, .843 FG%) leads the squad in the national rankings, ranking **fifth** in the conference and **76th** nationally

## 400+-STRAIGHT

- In **428**-straight games, dating back to a Jan. 28, 2006 contest at UNCW, Northeastern has had at least one player register double-digit scoring
- During that 46-44 loss to the Seahawks, Adrian Martinez led the Huskies with nine points
- The Huskies extended that streak **428**-straight games on Sunday against UNCW
- The streak came close to being snapped against Virginia Tech (Nov. 16), but Tomas Murphy and Jordan Roland's strong play down the stretch helped to keep it alive as the duo finished with 11 and 10 points respectively
- In addition to that streak, Northeastern has also notched at least one 3-point field goal in **185**-straight games dating back to the 2013-14 season
- The last time the Huskies went without a trey was in an 0-for-11 effort against Fairfield on Dec. 15, 2013

## NORTHEASTERN PICKED FIRST

- For the first time since the 2014-15 season, the Huskies were selected to finish first in the conference in 2018-19
- Charleston, who finished first in the conference last season, was selected second in the preseason poll while William & Mary and Hofstra rounded out the top-4
- NU has matched or surpassed the expectations of the preseason polls in six of the last eight seasons

Season	Preseason Pick	Finish
2018-19	First	Second
2017-18	Sixth	<b>First</b>
2016-17	Seventh	Sixth
2015-16	Third	Sixth
2014-15	First	<b>First</b>
2013-14	Sixth	Third
2012-13	Fifth	<b>First</b>
2011-12	Ninth	Seventh

## GIANT KILLERS

- In the last six seasons, Northeastern men's basketball has headed out on the road and taken down a handful of Power-5 conference opponents on their home or neutral turf
- The Huskies are 6-8 overall in the last five seasons against Power-5 opponents

Date	Opponent	Location	Score
11/21/13	vs. Georgetown	San Juan, P.R.	W, 63-56
11/24/13	vs. Florida State	San Juan, P.R.	L, 60-62
1/4/14	at Vanderbilt	Nashville	L, 49-79
11/18/14	at Florida State	Tallahassee	W, 76-73
11/27/15	at #15 Miami	Miami	W, 78-77
12/19/15	#1 Michigan State	Boston	L, 58-78
12/29/15	at NC State	Raleigh	L, 66-72
11/14/16	at UConn*	Storrs	W, 64-61
12/18/16	at RV Michigan State	East Lansing	W, 81-73
11/17/17	at Stanford	Palo Alto	L, 59-73
11/19/17	at Ohio State	Columbus	L, 55-80
11/15/18	vs. Alabama	Charleston	W, 68-52
11/16/18	vs. Virginia Tech	Charleston	L, 60-88
12/4/18	at Syracuse	Syracuse	L, 49-72

\* - No longer a member of a "Power-5" conference

## A WHOLE BUNCH OF SCORERS

- Also heading into the 2018-19 season, Northeastern ranked at the top of the nation in total Division-I points among collegiate rosters
- Heading into this season, the 11 active Huskies have combined for a total of 4,146 Division-I points, which ranks **NINTH** in the country
- Pusica leads the way among Husky scorers with 985 total Division-I points scored, 592 during last season at Northeastern and 393 combined in his first two years at San Diego
- Lipcomb leads the way by a large margin with 6,040 total Division-I points scored

Rk.	Team	Total D-I Points
1.	Lipscomb	6,040
2.	Kansas State	4,650
3.	The Citadel	4,561
4.	Marist	4,380
5.	Virginia Tech	4,351
6.	George Mason	4,306
7.	Iowa	4,246
8.	Auburn	4,182
9.	<b>Northeastern</b>	<b>4,146</b>
10.	Tennessee	4,094

\*\* includes only players who are active in 2018-19 (transfers who must sit out this season are not included)  
(H/T Tom Satkowiak, Tennessee)

## 11 PLAYERS THAT NEED MORE LOVE

- Senior point guard Vasa Pusica was featured by Andy Katz on NCAA.com as one of the "11 under-the-radar players to keep an eye on this season."
- In Katz' words
  - "The San Diego transfer was a major hit in his first season in the CAA, averaging 17.9 a game for the Huskies. He is a pass-first point guard who averaged 5.1 assists a game and is hopeful to be the next in line of successful Serbian professional guards."

## BRINGING BACK THE OFFENSE

- Heading into 2018-19, Northeastern returns 90.4 percent of its offense from 2017-18, a number that ranks 13th in the nation
- The majority of the offense lost was in part to departing senior Devon Begley who averaged 6.3 ppg in 2017-18
- Northeastern returns a pair of double-digit scorers in Vasa Pusica (17.9 ppg) and Shawn Occeus (10.8 ppg)
- The Huskies will face two teams who actually return more returning offense this season beginning with Harvard (99.4) on Friday night while also facing Syracuse (93.8) on Dec. 4

Rk.	Team	Returning Offense
1.	George Mason	100.0
2.	Harvard	99.4
3.	Wofford	96.0
4.	Washington	95.9
5.	Brown	95.3
6.	Iowa	94.9
	Wisconsin	94.9
8.	Cal-Irvine	94.3
9.	Syracuse	93.8
10.	St. Francis	93.6
11.	Kansas State	93.2
12.	North Florida	91.0
13.	<b>Northeastern</b>	<b>90.4</b>
14.	Tennessee	90.0
15.	Northern Illinois	89.0

(H/T Pete Moore at Syracuse)



## THE LAST TIME IT HAPPENED...

## LAST TIME A NORTHEASTERN PLAYER...

**Scored 40+ Points** ..... 40 by Bolden Brace at Elon (2/23/17)  
**Scored 35-39 Points** ..... 35 by *Jordan Roland at Harvard (11/9/18)*  
**Scored 30-34 Points** ..... 31 by *Vasa Pusica vs. Boston University (11/6/18)*  
**Scored 30 Or More Points In Back-To-Back Games** .....  
..... J.J. Barea at Cornell (35 points, 11/20/04) and at Harvard (30 points, 11/27/04)  
**Scored 25 or More Points in Back-To-Back Games** .....  
..... T.J. Williams at Delaware (1/19/17) and at Hofstra (1/21/17)  
**Scored 20 or More Points in Five Consecutive Games** .....  
..... Chaiison Allen (1/26/11- 2/9/11); at UNCW (20 points, 1/26), vs. Georgia State (22 points, 1/29), vs. VCU (26 points, 2/2), at Hofstra (21 points, 2/5), vs. Towson (21 points, 2/9)  
**Grabbed 20 Rebounds** ..... 21 by Dan Callahan vs. Vermont (3/4/95)  
**Grabbed 15-19 Rebounds** ..... 19 by Quincy Ford vs. Lipscomb (11/21/15)  
**Grabbed 10 Offensive Rebounds** 11 by Sylbrin Robinson vs. Loyola (Md.) (1/2/03)  
**Made 15+ Field Goals** ..... 17 by Jose Juan Barea vs. Stony Brook (3/5/05)\*\*  
**Made 10-14 Field Goals** ..... 10 by *Vasa Pusica vs. Boston University (11/6/18)*  
**Attempted 25+ Field Goals** ..... 26 by Bolden Brace at Elon (2/23/17)  
**Attempted 20-24 Field Goals** ..... 20 by *Vasa Pusica vs. Charleston (3/6/18)*  
**Made 8+ 3-pointers** ..... 8 by *Jordan Roland at James Madison (11/26/19)*  
**Made 7 3-pointers** ..... 7 by *Vasa Pusica vs. Hofstra (3/12/19)*  
**Made 6 3-pointers** ..... 6 by *Jordan Roland at Davidson (11/24/18)*  
**Attempted 15+ 3-pointers** ..... 20 by Bolden Brace at Elon (2/23/17)  
**Attempted 10 3-pointers** ..... 12 by *Vasa Pusica vs. Hofstra (3/12/19)*  
**Made 15+ Free Throws** ..... 18 by Jon Lee vs. George Mason (2/22/12)  
**Made 10+ Free Throws** ..... 10 by *Jordan Roland at Harvard (11/9/18)*  
**Attempted 20+ Free Throws** ..... 20 by T.J. Williams vs. Towson (1/28/17)  
**Attempted 15+ Free Throws** ... 15 by T.J. Williams vs. Boston University (11/11/16)  
**Had 15 Assists** ..... 15 by Bill Loughnane vs. Delaware (12/29/77)\*\*  
**Had 10+ Assists** ..... 11 by *Donnell Gresham at Bucknell (11/28/18)*  
**Had 6 Steals** ..... 6 by Shawn Ocoeus at Elon (2/24/18)  
**Had 5 Steals** ..... 5 by *Vasa Pusica vs. Towson (2/23/19)*  
**Had 5 Blocks** ..... 5 by Anthony Green at Elon (2/23/17)  
**Converted A 4-Point Play** ..... *Jordan Roland at UNCW (2/14/19)*  
**Hit A Shot In The Closing Seconds To Send A Game To Overtime** .....  
..... Demetrius Pollard hit a 3-pointer with one second left in regulation (1/11/14 at Drexel) to tie the game at 67. The game would eventually go into double overtime, with Drexel taking the 93-88 win.  
**Hit A Shot At The Buzzer To Win A Game** ..... Vasa Pusica drove to the basket from halfcourt with 5.3 seconds remaining, laying in the game-winner against William & Mary for a 69-67 victory at the buzzer (2/17/18)  
**Hit A Closing-Seconds Shot To Win A Game** ..... Jeremy Miller layed in a pass from Caleb Donnelly cutting to the basket to defeat eventual No. 1 seed in the CAA, UNCW with 0.8 seconds left in the Huskies 65-63 victory in Wilmington (1/2/16)  
**Scored 20 or more points in a first half** .....  
..... 24 by Vasa Pusica at James Madison (12/30/17)  
**Scored 20 or more points in a second half** .....  
..... 24 by *Jordan Roland at Harvard (11/9/18)*  
**Had A Triple-Double** .....  
..... T.J. Williams with 26p, 12a, 11r at Elon (2/23/17)  
..... Shawn James with 17p, 14r, 11b vs. James Madison (2/15/06)  
**Northeastern Player Made SportCenter's Top 10 Plays** .....  
..... Anthony Green's posterizing dunk against Davidson was ranked as the No. 9 play of the night on Nov. 18.

\*\* - indicates a school record

## LAST TIME NORTHEASTERN...

**Scored 130+ Points** ..... 152 points vs. Loyola Marymount (11/24/90)  
**Scored 120-129 Points** ..... 128 vs. Suffolk (12/3/84)  
**Allowed 120+ Points** ..... 123 vs. Loyola Marymount (11/24/90)  
**Scored 110-119 Points** ..... 112 at Tufts (1/29/73)  
**Allowed 110+ Points** ..... 110 vs. Bradley (12/26/86)  
**Scored 105-109 Points** ..... 107 vs. UNCW (2/3/18)  
**Allowed 105-109 Points** ..... 107 at Pennsylvania (12/21/74)  
**Scored 100-104 Points** ..... 102 vs. Cal State Northridge (11/25/05)  
**Allowed 100-104 Points** ..... 100 vs. UNCW (2/3/18)  
**Scored 90+ Points** ..... 90 at *Drexel (3/2/19)*  
**Allowed 90+ Points** ..... 94 at William & Mary (2/2/16)  
**Scored 60 Points in a Half** ..... 60 (1st) vs. Lasell (11/22/05)  
**Opponent scored 60 Points in a Half** ..... 60 (2nd) vs. Drexel (3/8/2014)  
**Did Not Score 20+ Points in a Half** ..... 17 at UNCW (2/25/17)  
**Opponent Did Not Score 20+ Points in a Half** ..... 18 vs. Elon (1/5/18)  
**Grabbed 50 Rebounds** ..... 50 at Louisiana Tech (12/20/11)  
**Made 40 Field Goals** ..... 42 vs. Lasell (11/22/05), 42-of-66  
**Made 35-39 Field Goals** ..... 36 at *Bucknell (11/28/18)*  
**Attempted 90 Field Goals** ..... 106 vs. Loyola Marymount (11/24/90)  
**Attempted 80 Field Goals** ..... 81 at UConn (12/6/04)  
**Attempted 70 Field Goals** ..... 70 at *Elon (11/10/19)*  
**Made 20+ 3-pointers** ..... 21 vs. Delaware (1/5/17)\*\*  
**Made 15-19 3-pointers** ..... 15 vs. Charleston (3/6/18)  
**Made 10-14 3-pointers** ..... 14 vs. *Hofstra (3/12/19)*  
**Attempted 35+ 3-pointers** ..... 36 at Elon (2/23/17)  
**Attempted 30-34 3-pointers** ..... 31 vs. *Hofstra (3/12/19)*  
**Made 35 Free Throws** ..... 35 at James Madison (35-41) (2/18/16)  
**Had 30 Assists** ..... 31 vs. George Mason (12/4/93)  
**Had 25 Assists** ..... 25 at William & Mary (1/18/18)  
**Had 20-24 Assists** ..... 20 at *Hofstra (11/5/19)*  
**Had 20 Steals** ..... 20 vs. Wentworth (11/17/15)\*\*  
**Had 15-19 Steals** ..... 16 vs. Cornell (12/2/12)  
**Had 10-14 Steals** ..... 10 vs. *Towson (2/23/19)*  
**Had 12 Blocks** ..... 12 vs. Lasell (11/22/05), 10 by Shawn James  
**Never trailed in a game** ..... *W, 80-59 vs. UNCW (3/10/19)*  
**Overcame a 21+-Point Deficit To Win** .....  
..... George Mason held a 24 point lead; NU won 69-67 (3/10/13)  
**Overcame a 15-20 Point Deficit To Win** .....  
..... Kent State held a 17-point lead; NU won 73-70 (11/27/16); Charleston held a 16-point lead; NU won 73-72 (2/9/17)  
**Overcame a 10-Point Deficit To Win** .....  
..... *UNCW led 41-28 with 2:45 left in the first; Northeastern won 81-77*  
..... *E. Michigan led 30-16 with 7:07 left in the first; Northeastern won 81-67*  
**Overcame a 15-Point Halftime Deficit To Win** .....  
Kent State held a 17-point halftime lead; NU won 73-70 (11/27/16); Charleston held a 16-point lead; NU won 73-72 (2/9/17)  
**Overcame a 10-Point Halftime Deficit To Win** .....  
..... *UNCW led 44-33 (11) with at the half; Northeastern won 81-77*  
**Did Not Make A 3-Pointer** ..... at Fairfield (0-11) (12/15/13)  
**Active 3-point streak** ..... 185 games  
**Had Six Players Score In Double Figures in Same Game** ..... Six vs. Hofstra (2/5/14)  
**Had Two Players Record Double-Doubles in Same Game** .....  
..... *Donnell Gresham (16p, 11a) and Tomas Murphy (21p, 12r) at Bucknell (11/28/18)*  
**Had Three Players Record Double-Doubles in Same Game** .....  
..... Anthony Green (14p, 12r), Vasa Pusica (16p, 10a) and Bolden Brace (14p, 10r)  
..... at Hofstra (1/25/18)  
**Had Players Record a Triple-Double and Double-Double in Same Game** .....  
..... T.J. Williams (26p, 12a, 11r) and Anthony Green (11p, 11r) at Elon (2/23/17)  
**Northeastern Did Not Have A Player Score in Double Figures** .....  
..... Jan. 28, 2006 at UNCW  
**Active Double-Digit Scoring Streak** ..... 428 games  
**Opponent Did Not Have A Player Score in Double Figures** .....  
..... 57-48 win vs. Fairfield, highest scorer had 9 points (11/29/14)  
**Had Three Players Score 20+ Points in Same Game** .....  
..... *W, 72-60 vs. Elon (2/9/19); Vasa Pusica (23), Jordan Roland (21), Bolden Brace (20)*  
..... *W, 93-83 vs. Drexel (12/28/18); Vasa Pusica (29), Anthony Green (21), Jordan Roland (21)*  
**Northeastern Player was Called for a Technical Foul** .....  
..... *Anthony Green vs. Towson (2/23/19)*

## NUMERICAL

No.	Name	Cl.	Pos.	Ht.	Wt.	Hometown	High school (Previous school)
00	Jason Strong	RFr.	F	6-7	215	Coconut Creek, Fla.	Westminster Academy
1	Shawn Occeus	Jr.	G	6-4	218	Boynton Beach, Fla.	Grandview Prep
4	Vasa Pusica	RSr.	G	6-5	200	Belgrade, Serbia	Sunrise Christian Academy (San Diego)
10	Greg Eboigbodin	RFr.	F	6-8	230	Benin City, Nigeria	University of Detroit Jesuit (Illinois)
11	Jeremy Miller	Sr.	F	6-9	217	Milton, Mass.	New Hampton School
12	Jordan Roland	RJr.	G	6-1	175	Syracuse, N.Y.	Westhill (George Washington)
13	Myles Franklin	So.	G	6-4	165	Brea, Calif.	Villa Park
14	Maxime Boursiquot	Jr.	G/F	6-5	230	Ottawa, Ontario	Immaculata (Kent School)
20	Bolden Brace	Jr.	G	6-7	225	Santa Barbara, Calif.	Santa Barbara
22	Donnell Gresham Jr.	RJr.	G	6-1	200	St. Paul, Minn.	Cretin-Derham Hall
24	Shaquille Walters	RFr.	G/F	6-6	190	London, England	Lee Acad. (Maine) (Santa Clara)
30	Anthony Green	Sr.	C	6-10	265	Quincy, Mass.	North Quincy (Tilton School)
33	Tomas Murphy	So.	F	6-8	235	Wakefield, R.I.	Northfield Mount Hermon

**Head coach:** Bill Coen (Hamilton '83)

**Associate head coach:** Chris Markwood (Maine '05)

**Assistant coach:** Brian McDonald (Northeastern '10)

**Assistant coach:** Manny Adako (Northeastern '10)

**Director of advancement:** Tom Murphy (Springfield '60)

**Director of operations:** Danny Young (Northeastern '15)

**Athletic Trainer:** Nate Bocko (Vermont '14)

**Assistant director, athletic communications:** Betsy Devine (UMass '08)

## PRONUNCIATION GUIDE

Maxime Boursiquot	MAXIM bore-SEH-ko
Greg Eboigbodin	ee-BOYG-boh-din
Myles Franklin	Miles
Donnell Gresham Jr.	Don-NELL GREH-shem
Tomas Murphy	Thomas
Shawn Occeus	oh-SEE-us
Vasa Pusica	VAH-sah poo-SHEETZ-ah

## ALPHABETICAL

No.	Name
14	Maxime Boursiquot
20	Bolden Brace
10	Greg Eboigbodin**
13	Myles Franklin
30	Anthony Green
22	Donnell Gresham Jr.
11	Jeremy Miller
33	Tomas Murphy
1	Shawn Occeus
4	Vasa Pusica
12	Jordan Roland
00	Jason Strong
24	Shaquille Walters

## HUSKIES BY CLASS

## FRESHMEN

3	Jason Strong
---	--------------

## SOPHOMORES

10	Greg Eboigbodin**
13	Myles Franklin
24	Shaquille Walters
33	Tomas Murphy

## JUNIORS

1	Shawn Occeus
12	Jordan Roland
14	Maxime Boursiquot
22	Donnell Gresham Jr.

## SENIORS

4	Vasa Pusica
11	Jeremy Miller
30	Anthony Green

## HUSKIES BY STATE

## UNITED STATES

## California

Bolden Brace	Santa Barbara
Myles Franklin	Brea

## Florida

Shawn Occeus	Boynton Beach
Jason Strong	Coconut Creek

## Massachusetts

Anthony Green	Quincy
Jeremy Miller	Milton

## Minnesota

Donnell Gresham Jr.	Maplewood
---------------------	-----------

## New York

Jordan Roland	Syracuse
---------------	----------

## Rhode Island

Tomas Murphy	Wakefield
--------------	-----------

## CANADA

## Ontario

Maxime Boursiquot	Ottawa
-------------------	--------

## ENGLAND

Shaquille Walters	London
-------------------	--------

## NIGERIA

Greg Eboigbodin	Benin City
-----------------	------------

## SERBIA

Vasa Pusica	Belgrade
-------------	----------

## MEDIA INFORMATION

## CREDENTIALS

Outlets interested in obtaining credentials to cover Northeastern basketball home games must apply through media relations contact Betsy Devine (e.devine@northeastern.edu)

Applications for single-game credentials should be submitted at least one week in advance of the game(s) one plans to cover.

## INTERVIEWS

All interviews with student-athletes, coaches and administrative staff must be coordinated through the athletic communications office.

On game days, student-athletes will not be available for interviews until post-game. Members of the media wishing to speak to a player or coach should notify Betsy Devine prior to the end of a contest. All Northeastern locker rooms are closed to the media.

On non-game days, interviews must be coordinated through the athletic communications office at least 24 hours in advance. A student-athlete's phone number and e-mail address will not be released unless that student-athlete gives permission. Student-athletes will not be asked to miss class time.

## CAA COACHES TELECONFERENCE

The weekly CAA coaches teleconference is scheduled for every Tuesday Jan. 8 through February 26.

## Order of Appearance (All Times Eastern)

10 a.m.	Pat Skerry, Towson
10:08	Bill Coen, Northeastern
10:16	Joe Mihalich, Hofstra
10:24	Tony Shaver, William & Mary
10:32	C.B. McGrath, UNCW
10:40	Matt Matheny, Elon
10:48	Louis Rowe, James Madison
10:56	Earl Grant, Charleston
11:04	Martin Ingelsby, Delaware
11:12	Zach Spiker, Drexel



# BILL COEN



HAMILTON '83 | 13TH SEASON | 2018 CAA COACH OF THE YEAR

- 2013 & 2018 NABC District 10 Coach of the Year
- 2013 USBWA District I Coach of the Year
- 2013 Hugh Durham National Coach of the Year Finalist

- 30 All-CAA selections in 12 seasons
- 19 former players signed professional contracts

## THE COEN FILE

Reigning CAA Coach of the Year Bill Coen enters his 13th season as head coach of the Northeastern basketball program in 2018-19.

Coen is widely regarded for his ability to evaluate and develop talented players. In his 12 seasons at Northeastern, NU players have earned 30 All-CAA honors, including nine First Team and seven All-Rookie selections. Eighteen of Coen's former players have earned professional contracts and eight Huskies remain active in professional basketball. Entering the 2018-19 season, Coen had amassed 201 career wins in 12 seasons at Northeastern and ranked fourth on the CAA's list of all-time winningest coaches with 135 wins in conference regular season and tournament play. He is one of just two current CAA coaches to have cracked the top 10.

Coen's teams have proven that they are contenders in the CAA. The Huskies have finished .500 or better in nine of Coen's 12 seasons at the helm. Northeastern also has appeared in the CAA Tournament quarterfinals in all 12 seasons under Coen, advanced to the semifinals six times, and to the title game in 2012-13, winning it all in 2014-15 and returning to the championship in 2017-18. Since Coen took the reins of the Northeastern men's basketball program 12 seasons ago, Northeastern has accomplished the best win percentage amongst current CAA teams in conference and CAA tournament play.

In 2017-18, Coen and the Huskies made their return to the CAA title game, falling just short of the NCAA Tournament. The Huskies won their fourth CAA Regular Season title in the last six seasons in thrilling fashion in the final day of the regular season. For his efforts Coen was named CAA Coach of the Year, his first career honor while also earning NABC All-District Coach of the Year for the second time. Coen helped coach Vasa Pusica to Lou Henson All-America, All-CAA First team, NABC First Team All-Region and USBWA All-District honors, the second-straight Husky to earn all four honors. In addition, Shawn Occesus was named the CAA Defensive Player of the Year, Bolden Brace was tabbed CAA Sixth Man of the Year and Tomas Murphy earned All-Rookie accolades. The team-first driven Huskies finished third in the country in 3-pt field goal defense.

### HEAD COACH ASSOCIATE HEAD COACH ASSISTANT COACH

Northeastern (2006-present)  
Boston College (2001-06)  
Boston College (1997-2001)  
Rhode Island (1989-97)  
Hamilton (1987-89)

### PLAYER

Hamilton (1979-83)

### HONORS

CAA Coach of the Year (2018)  
USBWA District I Coach of the Year (2010 & 2013)  
NABC District 10 Co-Coach of the Year (2013 & 2018)  
NEB Hall of Fame Division I Coach of the Year (2009)  
Hugh Durham National Coach of the Year Finalist (2013)

	Overall	CAA	Postseason
2006-07	13-19	9-9	CAA Quarterfinals
2007-08	14-17	9-9	CAA Quarterfinals
2008-09	19-13	12-6	CAA Quarterfinals; CBI Quarterfinals CAA Semifinals; NIT First Round
2009-10	20-13	14-4	
2010-11	11-20	6-12	
2011-12	14-17	9-9	CAA Quarterfinals
2012-13	20-13	14-4 (1st)	CAA Championship; NIT First Round
2013-14	11-21	7-9	CAA Semifinals
2014-15	23-12	12-6 (T-1st)	NCAA 2nd Round, CAA Champs
2015-16	18-15	9-9	CAA Semifinals
2016-17	15-16	8-10	CAA Quarterfinals
2017-18	23-10	14-4	CAA Championship
2018-19	23-10	14-4	-
<b>TOTAL</b>	<b>224-196</b>	<b>137-95</b>	



## ON THE BENCH...



**Chris Markwood**  
Associate Head Coach

Fifth season  
Maine '05

- Enters his third season with the Huskies and first as associate head coach of the program
- Works primarily with the perimeter players
- Came to Northeastern after three seasons as an assistant coach at the University of Vermont (2011-14), where he helped lead the Catamounts to three straight postseason appearances, including an NCAA tournament berth in 2011-12 and an NIT invitation in 2013-14
- Began his coaching career with his alma mater, the University of Maine, where he served as an assistant coach for five seasons
- Began his playing career at Notre Dame before transferring to Maine for his final two seasons of eligibility
- The 2000 Maine Gatorade Player of the Year



**Brian McDonald**  
Assistant Coach

Ninth season  
Northeastern '10


- The former Northeastern student-athlete begins his seventh season on Huntington Ave. after four years as one of the Huskies' leaders on the court
- Works primarily with the guards
- Walked on to the team in 2006, Bill Coen's second year as a head coach of the Huskies
- Appeared in 38 career games for the Huskies and helped lead the team to back-to-back postseason appearances in 2009 and 2010
- Began his coaching career at Northeastern immediately following his playing career.
- One of two Northeastern Alums on the coaching staff



**Manny Adako**  
Assistant Coach

First season  
Northeastern '10


- Returns to his alma mater after a seven year professional basketball career that saw stops in Holland, Egypt, Qatar, and Dubai
- Helped his teams to the Qatar Emir League Cup in 2014, as well as Qatar Prince's Cup victories in 2015 and 2016
- He has earned postseason accolades a total of five times in his career
- A CAA All-Conference honoree, he finished his career ranked 14th all-time at Northeastern in career scoring (1,209) and fourth in career field goal percentage (.541)
- During his time as a Husky, he posted the sixth and seventh-best seasons all-time from the field (.568 and .566)
- Already a Double Husky graduating from Northeastern in 2010 with a bachelor's degree and completing his master's in Informatics from the College of Professional Studies in March 2017



**Tom Murphy**  
Director of  
Basketball Advancement

13th season  
Springfield '60


- Formerly serving as Assoc. Head Coach of NU for four seasons, enters his 11th season with the program
- Responsible for head coach Bill Coen's development as a player and a coach
- Has 36 years of head coaching experience, spending 34 at Hamilton College where he coached Coen
- Gave Coen his first coaching job at Hamilton where he was an assistant under him from 1987-89
- Posted a 602-263 record, leading Hamilton to 30 postseason berths and 16 seasons of 20 or more wins.
- Inducted into the New York, Utica & SUNY halls of fame & was named the March of Dimes Coach of the Year in 1999
- A five-time New York State Coach of the Year, a three-time District Coach of the Year and was named the National Coach of the Year in 1979
- Coached 20 All-Americans and a pair of National Players of the Year



**Danny Young**  
Director of  
Basketball Operations

Second season  
Northeastern '15

- Enters his third season as the director of basketball operations with Northeastern
- Prior to rejoining the Huskies, he spent three seasons as an assistant coach at New Haven and Rhode Island College
- In his career as an assistant coach, helped coach teams to three 20-win seasons as well as three NCAA tournament appearances
- As a student at Northeastern, acted as the head senior manager for the men's basketball team, and helped coordinate team video needs and team travel logistics



**Nate Bock**  
Athletic Trainer

First season (with MBB)  
Vermont '14

- Bock joined Northeastern University sports performance staff at the start of the 2016-17 season and after serving two seasons as the primary athletic trainer for the men's soccer program has transitioned to work with the men's basketball program in 2018-19
- Bock came to Northeastern after spending two seasons working with the University of Vermont men's lacrosse team
- He graduated with a bachelor's degree from UVM in 2014
- During his time at Vermont, Bock also worked toward a Master's of Science in exercise science and rehabilitation online through California University of Pennsylvania



# MAXIME BOURSIQUOT



JUNIOR | GUARD/FORWARD | 6-5 | 211 | OTTAWA, ONTARIO | KENT SCHOOL | IMMACULATA

## SEASON/CAREER HIGHS

### Points:

Season .....  
Career ..... 17, vs. Delaware -- 3/4/18  
..... 17, vs. Drexel -- 1/12/17

### Rebounds:

Season .....  
Career ..... 13, at Drexel -- 1/2/17

### Assists:

Season .....  
Career ..... 5, vs. Harvard -- 11/30/17

### Steals

Season .....  
Career ..... 3, at Drexel -- 1/27/18

### Blocks

Season .....  
Career ..... 1, 11x, last vs. UNCW -- 3/5/18

### FG made:

Season .....  
Career ..... 8, at Oakland -- 12/20/16

### FG attempts:

Season .....  
Career ..... 15, at Oakland -- 12/20/16

### 3FG made

Season .....  
Career ..... 3, 3x, last vs. James Madison -- 1/7/18

### 3FG attempts

Season .....  
Career ..... 4, vs. James Madison -- 1/7/18  
..... 4, at Elon -- 2/23/17

### FT made:

Season .....  
Career ..... 4, vs. Delaware -- 3/4/18  
..... 4, vs. James Madison -- 1/7/16

### FT attempts:

Season .....  
Career ..... 4, 6x, last vs. Delaware -- 3/4/18

### Minutes:

Season .....  
Career ..... 47, at Elon -- 2/23/17

## BOURSIQUOT FACTS

### • Will miss the 2018-19 season

• Finished his sophomore campaign with 6.3 ppg, 3.8 rpg and 1.3 apg while shooting 51.8 percent from the field and adding 25 steals and seven blocks while playing in all 33 games on the year and making 32 starts

• Led the Huskies with a career-high tying 17 points while adding five rebounds against Delaware (March 4) to help Northeastern to the CAA semifinal round game

• Broke out against William & Mary (Feb. 17) for 13 points including a 5-of-5 effort to start the game and a clutch three down the stretch

• Tallied his second double-digit scoring game of the season with 10 points to go along with five rebounds against Elon (Jan. 5)

• Named CAA Rookie of the Week (Nov. 28, 2016) after a career-high 12 point, four rebound effort against Kent State (Nov. 27), helping the Huskies come back from a 17-point halftime deficit to earn a 73-70 victory

• Graduated from Immaculata High School in Ottawa, Ontario where he finished his career as the all-time leading scorer and rebounder

## PRODUCTION TRACKER

	2018-19	Total
Scored 5+ Points	-	38
Scored 10+ Points	-	13
Scored 15+ Points	-	3
Led the Huskies in Scoring	-	1
Made 3+ 3FG	-	3
Led the Huskies in 3FG (Made)	-	1
Had 3+ Assists	-	7
Had 5+ Assists	-	1
Led the Huskies in Assists	-	2
Had Multiple Steals	-	6
Had 3+ Steals	-	1
Led the Huskies in Steals	-	4
Had 5+ Rebounds	-	21
Had 10+ Rebounds	-	2
Led the Huskies in Rebounds	-	8
Had Multiple Blocks	-	-
Led the Huskies in Blocks	-	4
Had a Double-Double	-	1

## CAREER STATISTICS

			FG			3-Point			Free Throw			Rebounds								Scoring	
	GP/GS	MIN/AVG	FG	FGA	PCT	FG	FGA	PCT	FT	FTA	PCT	OFF	DEF	TOT	AVG	AST	BLK	STL	PTS	AVG	
2016-17	31-2	625/20.2	62	127	.488	10	18	.556	29	42	.690	39	91	130	4.2	20	6	10	163	5.3	
2017-18	33-32	648/19.6	87	168	.518	13	40	.325	22	32	.688	35	91	126	3.8	42	7	25	209	6.3	
2018-19																					
TOTAL	64-34	1273/19.9	149	295	.505	23	58	.397	51	74	.689	74	182	256	4.0	62	13	35	372	5.8	





# BOLDEN BRACE



JUNIOR | GUARD | 6-6 | 227 | SANTA BARBARA, CALIF. | SANTA BARBARA

## SEASON/CAREER HIGHS

### Points:

Season..... 20, vs. Elon -- 2/9/19  
Career..... 40, at Elon -- 2/23/17

### Rebounds:

Season..... 14, vs. Elon -- 2/9/19  
Career..... 14, vs. Elon -- 2/9/19

### Assists:

Season..... 9, vs. Hofstra -- 3/12/19  
Career..... 9, vs. Hofstra -- 3/12/19

### Steals

Season..... 3, vs. UNCW -- 3/10/19  
..... 3, vs. UNCW -- 1/19/19  
Career..... 3, 3x, last vs. UNCW -- 3/10/19

### Blocks

Season..... 1, 5x, last vs. Elon -- 2/9/19  
Career..... 2, 4x, last at Towson -- 2/10/17

### FG made:

Season..... 7, 3x, last vs. Elon -- 2/9/19  
Career..... 14, at Elon -- 2/23/17

### FG attempts:

Season..... 13, vs. Elon -- 2/9/19  
Career..... 26, at Elon -- 2/23/17

### 3FG made

Season..... 5, at Towson -- 1/24/19  
Career..... 10, at Elon -- 2/23/17

### 3FG attempts

Season..... 7, vs. Elon -- 2/9/19  
..... 7, at Towson -- 1/24/19  
Career..... 20, at Elon -- 2/23/17

### FT made:

Season..... 6, vs. Hofstra -- 3/12/19  
Career..... 6, 3x, last vs. Hofstra -- 3/12/19

### FT attempts:

Season..... 7, at Davidson -- 1/24/18  
Career..... 7, at Davidson -- 1/24/18  
..... 7, at Hofstra -- 1/25/18

### Minutes:

Season..... 48, vs. Delaware -- 12/30/18  
Career..... 50, at Elon -- 2/23/17

## BRACE FACTS

- Had the near-triple double finishing with 10 points, 10 rebounds and nine assists against Hofstra (March 12) in the CAA Title Game
- Netted 17 points, eight rebounds, three assists and three steals against UNCW in the CAA Quarterfinals (March 10)
- Has put together five double-doubles this season including the last time out at Charleston (Feb. 16) finishing with 13 points and 11 rebounds
- Finished with a season-high 20 points and career-best 14 rebounds against Elon (Feb. 9) adding a block and a pair of steals
- Finished with yet another double-double against Charleston (Jan. 17) helping lead the Huskies to victory with a 14-point, 10 rebound effort
- Put up 40-points and a school record 10 3FGs at Elon during his freshman season (Feb. 23, 2017) joining Reggie Lewis (41) and J.J. Barea (41) as the lone 40-point scorers in Northeastern history
- Hit the game-winner against Charleston (Feb. 9) putting back a shot while falling out of bounds on the baseline as time expired. The play ended up the No. 1 play of the night on SportsCenter
- Named the Inaugural CAA Sixth Man of the Year following the 2017-18 season

## 2018-19 GAME-BY-GAME STATS

Opponent	Date	Start	MIN	FG-FGA	PCT	3FG-FGA	PCT	FT-FTA	PCT	OFF	DEF	TOT	PF	A	T/O	BLK	STL	PTS
Boston Univ.	11/6	*	36	2-7	.286	2-6	.333	2-2	1.000	0	9	9	3	2	3	1	0	8
at Harvard	11/9	*	24	3-4	.750	1-2	.500	1-1	1.000	0	3	3	1	0	1	0	1	8
vs. Bama	11/15	*	21	3-5	.600	2-3	.667	3-3	1.000	1	4	5	4	2	0	0	0	11
vs. Va. Tech	11/16	*	23	3-4	.750	3-4	.750	0-0	.000	0	5	5	1	3	2	0	0	9
vs. Davidson	11/18	*	33	5-10	.500	2-6	.333	0-0	.000	1	1	2	2	2	2	0	2	12
at Davidson	11/24	*	37	2-6	.333	1-3	.333	5-7	.714	1	6	7	2	2	2	0	1	10
at Bucknell	11/28	*	30	3-6	.500	3-6	.500	0-0	.000	0	4	4	1	5	2	0	1	9
E. Michigan	12/1	*	9	1-2	.500	0-1	.000	0-0	.000	0	0	0	1	1	0	0	0	2
at Syracuse	12/4	*	24	1-6	.167	1-5	.200	0-0	.000	1	3	4	2	1	1	0	0	3
Oakland	12/8	*	26	2-4	.500	0-1	.000	2-2	1.000	2	3	5	1	4	1	1	2	6
at Vermont	12/16	*	22	4-6	.667	2-4	.500	1-2	.500	2	4	6	4	1	1	0	2	11
St. Bona	12/21	*	29	1-4	.250	1-3	.333	3-4	.750	0	3	3	3	4	2	0	1	6
Drexel*	12/28	*	32	3-5	.600	2-4	.500	0-0	.000	0	3	3	4	1	1	0	1	8
Delaware*	12/30	*	48	7-8	.875	3-4	.750	1-2	.500	4	6	10	3	6	1	1	0	18
at Hofstra*	1/5	*	38	7-12	.583	1-4	.250	2-3	.667	1	2	3	2	6	2	0	1	17
at Elon*	1/10	*	36	3-8	.375	2-5	.400	2-2	1.000	1	6	7	4	1	2	1	1	10
at W&M	1/12	*	33	2-6	.333	1-4	.250	2-2	1.000	0	5	5	1	4	0	0	0	7
Charleston*	1/17	*	29	6-11	.545	2-6	.333	0-0	.000	1	9	10	4	1	2	0	1	14
UNCW*	1/19	*	18	2-4	.500	1-2	.500	0-0	.000	0	3	3	4	3	1	0	3	5
at Towson*	1/24	*	30	5-10	.500	5-7	.714	3-4	.750	0	0	0	2	3	1	0	0	18
at JMU*	1/26	*	32	1-9	.111	0-4	.000	1-2	.500	1	8	9	3	6	1	1	1	3
Hofstra*	2/2	*	36	3-10	.300	1-6	.167	4-6	.667	0	10	10	1	1	2	0	1	11
W&M*	2/7	*	29	2-7	.286	1-4	.250	5-6	.833	0	3	3	1	1	1	0	1	10
Elon*	2/9	*	39	7-13	.538	4-7	.571	2-3	.667	1	13	14	3	1	2	1	2	20
at UNCW*	2/14	*	39	6-10	.600	2-6	.333	2-2	1.000	0	6	6	1	3	3	0	2	16
at Charleston*	2/16	*	44	4-8	.500	3-6	.500	2-2	1.000	3	8	11	2	1	1	0	1	13
JMU*	2/21	*	31	2-4	.500	1-2	.500	2-2	1.000	0	4	4	1	0	1	0	1	7
Towson*	2/23	*	31	0-5	.000	0-4	.000	1-2	.500	1	6	7	3	5	0	0	1	1
at Delaware*	2/28	*	36	6-9	.667	2-3	.667	2-2	1.000	1	7	8	1	3	2	0	0	16
at Drexel*	3/2	*	35	3-7	.429	2-2	1.000	0-0	.000	0	9	9	2	2	0	0	1	8
vs. UNCW	3/10	*	28	6-8	.750	4-5	.800	1-3	.333	0	8	8	0	3	0	0	3	17
vs. CoFC	3/11	*	28	3-8	.375	1-4	.250	0-0	.000	1	4	5	1	1	2	0	0	7
vs. Hofstra	3/12	*	40	2-4	.500	0-2	.000	6-6	1.000	1	9	10	2	9	1	0	0	10

## PRODUCTION TRACKER

	2018-19	Total
Scored 5+ Points	30	72
Scored 10+ Points	17	37
Scored 15+ Points	7	11
Scored 20+ Points	1	4
Scored 25+ Points	-	1
Scored 30+ Points	-	1
Scored 40+ Points	-	1
Led the Huskies in Scoring	4	7
Made 3+ 3FG	7	20
Led the Huskies in 3FG (Made)	9	25
Had 3+ Assists	15	40
Had 5+ Assists	6	6
Led the Huskies in Assists	6	9
Had Multiple Steals	7	12
Had 3+ Steals	2	3
Led the Huskies in Steals	10	18
Had 5+ Rebounds	21	44
Had 10+ Rebounds	6	10
Led the Huskies in Rebounds	11	24
Had Multiple Blocks	-	4
Led the Huskies in Blocks	4	18
Had a Double-Double	6	9

## CAREER STATISTICS

			FG			3-Point			Free Throw			Rebounds								Scoring	
	GP/GS	MIN/AVG	FG	FGA	PCT	FG	FGA	PCT	FT	FTA	PCT	OFF	DEF	TOT	AVG	AST	BLK	STL	PTS	AVG	
2016-17	31-9	757/24.4	75	207	.362	56	172	.326	25	31	.806	14	88	102	3.3	49	9	12	231	7.5	
2017-18	33-6	812/24.6	82	178	.461	55	139	.396	42	51	.824	24	132	156	4.7	72	14	21	261	7.9	
2018-19	33-33	1036/31.4	110	230	.478	56	135	.415	55	70	.786	24	175	200	6.1	88	6	31	331	10.0	
TOTAL	97-48	2574/26.5	267	607	.440	167	446	.374	122	152	.803	62	395	458	4.7	209	29	64	797	8.2	





# GREG EBOIGBODIN



SOPHOMORE | FORWARD | 6-9 | 225 | BENIN CITY, NIGERIA | UNIV. OF DETROIT JESUIT | ILLINOIS

## SEASON/CAREER HIGHS

### Points:

Season .....  
Career ..... 10 at Michigan -- 1/6/18

### Rebounds:

Season .....  
Career ..... 6, 3x, last vs Penn State -- 2/11/18

### Assists:

Season .....  
Career ..... 2, vs. Penn State -- 2/11/18  
..... 2, vs. Iowa -- 1/11/18

### Steals

Season .....  
Career ..... 2, vs. Longwood -- 12/13/17  
..... 2, vs. Augustana -- 11/22/17

### Blocks

Season .....  
Career ..... 3, at Wisconsin -- 1/19/18

### FG made:

Season .....  
Career ..... 5, at Michigan -- 1/6/18

### FG attempts:

Season .....  
Career ..... 7, vs. Iowa -- 1/11/18

### 3FG made

Season .....  
Career .....

### 3FG attempts

Season .....  
Career .....

### FT made:

Season .....  
Career ... 2, 4x, last vs. Michigan State -- 2/20/18

### FT attempts:

Season .....  
Career ... 4, 3x, last vs. Michigan State -- 2/20/18

### Minutes:

Season .....  
Career ..... 25, vs. Iowa -- 1/11/18

## EBOIGBODIN FACTS

- Joins the Huskies from the University of Illinois
- Will sit out the 2018-19 season due to NCAA Transfer rules
- Finished his freshman season at Illinois playing in 30 games on the season, starting twice, and averaging 2.2 points and 2.4 rebounds on 55.1 percent shooting
- Shot 64.9 percent from the field (24-37) during conference play
- Career-high 10 points on 5-5 from the field with career-high six rebounds and two blocks at Michigan (Jan. 6)
- Tied career high with six rebounds at Nebraska (Jan. 15)
- Before college Eboigbodin played for Pat Donnelly at the University of Detroit Jesuit where he averaged 13.8 points, 13.4 rebounds and 1.5 blocks while shooting 66 percent from the field during his senior season
- Arrived in the United State from Nigeria in 2013
- Proudest sports moment was winning state with Detroit U-D Jesuit as a junior

## PRODUCTION TRACKER

	2018-19	Total
Scored 5+ Points	-	5
Scored 10+ Points	-	1
Scored 15+ Points	-	-
Led the Huskies in Scoring	-	-
Made 3+ 3FG	-	-
Led the Huskies in 3FG (Made)	-	-
Had 3+ Assists	-	-
Led the Huskies in Assists	-	-
Had Multiple Steals	-	2
Had 3+ Steals	-	-
Led the Huskies in Steals	-	-
Had 5+ Rebounds	-	1
Had 10+ Rebounds	-	-
Led the Huskies in Rebounds	-	-
Had Multiple Blocks	-	3
Led the Huskies in Blocks	-	-
Had a Double-Double	-	-

## CAREER STATISTICS

			FG			3-Point			Free Throw			Rebounds								Scoring	
	GP/GS	MIN/AVG	FG	FGA	PCT	FG	FGA	PCT	FT	FTA	PCT	OFF	DEF	TOT	AVG	AST	BLK	STL	PTS	AVG	
2017-18	30-2	318/10.6	27	49	.551	0	0	.000	11	25	.440	33	40	73	2.4	8	11	11	65	2.2	
2018-19																					
TOTAL	30-2	318/10.6	27	49	.551	0	0	.000	11	25	.440	33	40	73	2.4	8	11	11	65	2.2	



# MYLES FRANKLIN



SOPHOMORE | GUARD | 6-4 | 170 | BREA, CALIF. | VILLA PARK

## SEASON/CAREER HIGHS

### Points:

Season.....8, at UNCW -- 2/14/19  
Career.....8, at UNCW -- 2/14/19

### Rebounds:

Season.....4, vs. Davidson -- 11/18/18  
Career.....4, vs. Davidson -- 11/18/18

### Assists:

Season.....3, at Davidson -- 11/24/18  
Career.....3, at Davidson -- 11/24/18

### Steals

Season.....1, at Delaware -- 2/28/19  
.....1, vs. Davidson -- 11/18/18  
Career.....1, 3x, last at Delaware -- 2/28/19

### Blocks

Season.....  
Career.....

### FG made:

Season.....3, at UNCW -- 2/14/19  
Career.....3, at UNCW -- 2/14/19

### FG attempts:

Season.....6, vs. Davidson -- 11/18/18  
Career.....6, vs. Davidson -- 11/18/18

### 3FG made

Season.....2, at UNCW -- 2/14/19  
Career.....2, at UNCW -- 2/14/19

### 3FG attempts

Season.....4, vs. Davidson -- 11/18/18  
Career.....4, vs. Davidson -- 11/18/18

### FT made:

Season.....4, vs. Towson -- 2/23/19  
Career.....4, vs. Towson -- 2/23/19

### FT attempts:

Season.....4, 3x, last at Drexel -- 3/2/19  
Career.....4, 3x, last at Drexel -- 3/2/19

### Minutes:

Season.....28, vs. Davidson -- 11/18/18  
Career.....28, vs. Davidson -- 11/18/18

## FRANKLIN FACTS

- Had a career night at UNCW (Feb. 14) going 3-for-3 from the field and 2-for-2 from deep, both career bests, for eight points while adding a pair of rebounds and assists
- Played 20 minutes against Elon (Feb. 9) going 1-for-3 from the field while adding two assists
- Earned his first career start as a Husky against Davidson (Nov. 18) playing in a career best 28 minutes while pulling down four rebounds
- *Finished his freshman season as a Husky playing in 16 games*
- Rated a two-star recruit by ESPN and a three-star recruit by Rivals
- Finished his high school career with over 1,200 points including a 30-point, 10 assist effort against Sierra Vista (Nev.) High School in his senior season and finished with six-three pointers in the Nike Extravaganza against Los Alamitos High School in his sophomore year

## PRODUCTION TRACKER

	2018-19	Total
Scored 5+ Points	1	2
Scored 10+ Points	-	-
Scored 15+ Points	-	-
Led the Huskies in Scoring	-	-
Made 3+ 3FG	-	-
Led the Huskies in 3FG (Made)	-	-
Had 3+ Assists	1	1
Led the Huskies in Assists	1	1
Had Multiple Steals	-	-
Had 3+ Steals	-	-
Led the Huskies in Steals	-	-
Had 5+ Rebounds	-	-
Had 10+ Rebounds	-	-
Led the Huskies in Rebounds	-	-
Had Multiple Blocks	-	-
Led the Huskies in Blocks	-	-
Had a Double-Double	-	-

## 2018-19 GAME-BY-GAME STATS

Opponent	Date	Start	MIN	FG-FGA	PCT	3FG-FGA	PCT	FT-FTA	PCT	OFF	DEF	TOT	PF	A	T/O	BLK	STL	PTS
Boston Univ.	11/6		6	0-0	.000	0-0	.000	0-0	.000	1	0	1	1	0	1	0	0	0
at Harvard	11/9		11	1-1	1.000	1-1	1.000	0-0	.000	0	0	0	0	0	0	0	0	3
vs. Bama	11/15		8	0-0	.000	0-0	.000	0-0	.000	0	0	0	2	0	0	0	0	0
vs. Va. Tech	11/16		13	1-5	.200	1-2	.500	0-1	.000	1	1	2	2	1	3	0	0	3
vs. Davidson	11/18	*	28	0-6	.000	0-4	.000	2-2	1.000	1	3	4	3	1	2	0	1	2
at Davidson	11/24		17	1-3	.333	0-1	.000	0-0	.000	0	1	1	2	3	2	0	0	2
at Bucknell	11/28		16	1-3	.333	0-2	.000	0-0	.000	0	1	1	1	2	0	0	0	2
E. Michigan	12/1		5	0-1	.000	0-1	.000	0-0	.000	0	1	1	0	0	1	0	0	0
at Syracuse	12/4		8	0-0	.000	0-0	.000	2-2	1.000	0	1	1	0	1	0	0	0	2
Oakland	12/8		8	1-1	1.000	0-0	.000	0-0	.000	0	1	1	1	0	1	0	0	2
at Vermont	12/16		10	0-1	.000	0-0	.000	1-4	.250	0	2	2	2	2	0	0	0	1
St. Bona	12/21		6	0-0	.000	0-0	.000	0-0	.000	0	0	0	1	1	0	0	0	0
Drexel*	12/28		1	0-0	.000	0-0	.000	2-2	1.000	0	1	1	0	0	0	0	0	2
Delaware*	12/30								DNP									
at Hofstra*	1/5								DNP									
at Elon*	1/10		2	0-2	.000	0-1	.000	0-0	.000	0	0	0	0	0	0	0	0	0
at W&M	1/12		5	0-0	.000	0-0	.000	0-0	.000	1	0	1	1	1	1	0	0	0
Charleston*	1/17		3	0-0	.000	0-0	.000	0-0	.000	0	0	0	0	0	0	0	0	0
UNCW*	1/19		4	0-0	.000	0-0	.000	1-2	.500	0	1	1	0	0	1	0	0	1
at Towson*	1/24								DNP									
at JMU*	1/26								DNP									
Hofstra*	2/2		9	0-0	.000	0-0	.000	0-2	.000	1	0	1	2	0	0	0	0	0
W&M*	2/7		11	0-1	.000	0-1	.000	0-0	.000	0	0	0	1	2	1	0	0	0
Elon*	2/9		20	1-3	.333	0-2	.000	0-0	.000	1	0	1	1	2	0	0	0	2
at UNCW*	2/14		17	3-3	1.000	2-2	1.000	0-0	.000	2	0	2	3	1	2	0	0	8
at Charleston*	2/16		18	1-2	.500	1-1	1.000	0-0	.000	0	1	1	2	1	0	0	0	3
JMU*	2/21		13	1-1	1.000	1-1	1.000	0-1	.000	0	0	0	4	0	0	0	0	3
Towson*	2/23		2	0-0	.000	0-0	.000	4-4	1.000	0	0	0	0	0	2	0	0	4
at Delaware*	2/28		10	1-1	1.000	1-1	1.000	0-0	.000	0	0	0	0	1	0	0	1	3
at Drexel*	3/2		17	1-5	.200	0-3	.000	2-4	.500	1	1	2	1	2	0	0	0	4
vs. UNCW	3/10		12	0-2	.000	0-1	.000	0-0	.000	0	0	0	0	0	1	0	0	0
vs. CofC	3/11								DNP									
vs. Hofstra	3/12								DNP									

## CAREER STATISTICS

	GP/GS	MIN/AVG	FG	FGA	PCT	3FG	3FGA	PCT	FT	FTA	PCT	OFF	DEF	TOT	AVG	AST	BLK	STL	Scoring
2017-18	16-0	58/3.6	5	13	.384	2	8	.250	3	6	.500	0	6	6	0.4	3	0	1	15
2018-19	27-1	280/10.4	13	41	.317	7	24	.292	14	24	.583	9	15	24	0.9	20	0	2	47
TOTAL	43-1	325/7.6	18	53	.339	9	32	.281	17	30	.567	9	21	30	0.7	23	0	3	62
																			PTS
																			AVG



# ANTHONY GREEN



SENIOR | CENTER | 6-10 | 252 | QUINCY, MASS. | TILTON SCHOOL | N. QUINCY

## SEASON/CAREER HIGHS

### Points:

Season..... 21, vs. Drexel -- 12/28/18  
Career..... 21, vs. Drexel -- 12/28/18

### Rebounds:

Season... 11, 3x, last vs. James Madison -- 2/21/19  
Career..... 12, at Hofstra -- 1/25/18

### Assists:

Season..... 3, at Delaware -- 2/28/19  
..... 3, at Hofstra -- 1/5/19  
Career..... 4, vs. Charleston -- 3/6/18

### Steals

Season..... 2, vs. William & Mary -- 2/7/19  
..... 2, vs. Boston University -- 11/6/18  
Career..... 3, vs. UNCW -- 2/3/18  
..... 3, vs. Delaware -- 1/5/17

### Blocks

Season..... 4, at Towson -- 1/24/19  
Career..... 5, at Elon -- 2/23/17

### FG made:

Season..... 9, vs. Drexel -- 12/28/18  
Career..... 9, vs. Drexel -- 12/28/18

### FG attempts:

Season..... 10, vs. Drexel -- 12/28/18  
Career..... 10, 4x, last vs. Drexel -- 12/28/18

### 3FG made

Season/Career .....

### 3FG attempts

Season/Career .....

### FT made:

Season..... 5, vs. Charleston -- 1/17/19  
..... 5, at Elon -- 1/10/19  
Career..... 5, vs. Charleston -- 1/17/19  
..... 5, at Elon -- 1/10/19

### FT attempts:

Season..... 9, at Elon -- 1/10/19  
Career..... 9, at Elon -- 1/10/19

### Minutes:

Season..... 33, at UNCW -- 2/14/19  
Career..... 38, at Elon -- 2/23/17

## GREEN FACTS

- Put up his third double-double of the year with a 17 point, 11 rebound effort against James Madison (Feb. 21)
- Netted his second double-double of the season at UNCW (Feb. 14) putting up 12 points and pulling down 11 rebounds, including six offensive boards while making two blocks
- Smacked down a season-high four blocks against Towson (Jan. 24)
- Was an unbelievable 9-of-10 from the field for a career-high 21 points while also pulling down 11 rebounds against Drexel (Dec. 28)
- Was a perfect 5-of-5 from the field finishing with 11 points and six rebounds in a win over St. Bonaventure (Dec. 21)
- Finished with a career-high tying 16 points while adding five rebounds on 7-of-8 shooting from the field against Oakland (Dec. 8)
- Had his best outing of the season with 13 points and nine rebounds against Eastern Michigan (Dec. 1) going 6-of-7 from the field
- Started off his senior season with a near-double-double against BU (Nov. 6) ending with 10 points and eight rebounds
- Also played volleyball at North Quincy as a middle hitter during his senior year

## 2018-19 GAME-BY-GAME STATS

Opponent	Date	Start	MIN	FG-FGA	PCT	3FG-FGA	PCT	FT-FTA	PCT	OFF	DEF	TOT	PF	A	T/O	BLK	STL	PTS
Boston Univ.	11/6	*	25	4-6	.667	0-0	.000	2-5	.400	2	6	8	4	0	0	0	2	10
at Harvard	11/9	*	22	3-5	.600	0-0	.000	0-0	.000	2	6	8	3	0	2	0	1	6
vs. Bama	11/15	*	21	4-7	.571	0-0	.000	0-0	.000	0	1	1	3	0	1	0	1	8
vs. Va. Tech	11/16	*	17	2-4	.500	0-0	.000	0-0	.000	2	4	6	1	0	0	2	0	4
vs. Davidson	11/18	*	11	4-5	.800	0-0	.000	0-0	.000	1	0	1	0	0	1	0	0	8
at Davidson	11/24	*	15	2-4	.500	0-0	.000	1-2	.500	1	2	3	1	0	1	0	1	5
at Bucknell	11/28	*	17	4-5	.800	0-0	.000	3-4	.750	1	0	1	2	2	0	1	0	11
E. Michigan	12/1	*	24	6-7	.857	0-0	.000	1-4	.250	4	5	9	5	1	1	1	0	13
at Syracuse	12/4	*	22	2-4	.500	0-0	.000	0-0	.000	0	3	3	1	0	2	0	1	4
Oakland	12/8	*	24	7-8	.875	0-0	.000	2-4	.500	2	3	5	4	0	0	5	0	16
at Vermont	12/16	*	16	1-2	.500	0-0	.000	4-6	.667	1	1	2	2	0	2	1	0	6
St. Bona	12/21	*	26	5-5	1.000	0-0	.000	1-4	.250	1	5	6	1	0	1	2	0	11
Drexel*	12/28	*	26	9-10	.900	0-0	.000	3-4	.750	3	8	11	2	0	2	1	1	21
Delaware*	12/30	*	31	5-8	.625	0-0	.000	3-5	.600	1	4	5	4	1	4	1	0	13
at Hofstra*	1/5	*	30	2-7	.286	0-0	.000	2-2	1.000	5	4	0	3	3	3	1	0	6
at Elon*	1/10	*	28	5-7	.714	0-0	.000	5-9	.556	1	5	6	4	0	0	2	1	15
at W&M	1/12	*	21	4-5	.800	0-0	.000	0-0	.000	0	2	2	3	0	2	0	0	8
Charleston*	1/17	*	30	2-4	.500	0-0	.000	5-6	.833	0	8	8	4	0	3	1	0	9
UNCW*	1/19	*	22	2-4	.500	0-0	.000	3-4	.750	1	1	2	4	0	0	0	1	7
at Towson*	1/24	*	32	1-3	.333	0-0	.000	4-7	.571	3	3	6	2	0	2	4	0	6
at JMU*	1/26	*	21	2-4	.500	0-0	.000	0-0	.000	1	3	4	2	0	0	1	0	4
Hofstra*	2/2	*	10	0-0	.000	0-0	.000	0-0	.000	2	1	3	4	0	1	1	0	0
W&M*	2/7	*	20	4-7	.571	0-0	.000	1-2	.000	0	1	1	2	0	2	0	2	9
Elon*	2/9	*	26	0-1	.000	0-0	.000	0-0	.000	1	8	9	2	0	3	1	0	0
at UNCW*	2/14	*	33	5-8	.625	0-0	.000	2-4	.500	6	5	11	3	1	0	2	1	12
at Charleston*	2/16	*	30	4-6	.667	0-0	.000	2-4	.500	2	0	2	4	0	1	1	0	10
JMU*	2/21	*	30	7-8	.875	0-0	.000	3-5	.600	4	7	11	1	0	3	1	0	17
Towson*	2/23	*	19	3-4	.750	0-0	.000	3-6	.500	0	2	2	4	0	0	1	0	9
at Delaware*	2/28	*	26	4-5	.800	0-0	.000	1-3	.333	0	4	4	3	3	2	0	1	9
at Drexel*	3/2	*	28	7-9	.778	0-0	.000	0-2	.000	3	6	9	2	2	2	1	0	14
vs. UNCW	3/10	*	22	2-3	.667	0-0	.000	1-2	.500	1	6	7	2	1	2	0	0	5
vs. CofC	3/11	*	24	4-6	.667	0-0	.000	1-4	.250	3	3	6	0	0	0	0	1	9
vs. Hofstra	3/12	*	21	3-3	1.000	0-0	.000	3-4	.750	2	5	7	3	0	0	0	0	9

## PRODUCTION TRACKER

	2018-19	Total
Scored 5+ Points	28	65
Scored 10+ Points	12	26
Scored 15+ Points	4	8
Scored 20+ Points	1	1
Led the Huskies in Scoring	-	1
Made 3+ 3FG	-	-
Led the Huskies in 3FG (Made)	-	-
Had 3+ Assists	2	5
Led the Huskies in Assists	-	1
Had Multiple Steals	2	5
Had 3+ Steals	-	1
Led the Huskies in Steals	1	5
Had 5+ Rebounds	19	42
Had 10+ Rebounds	3	7
Led the Huskies in Rebounds	11	25
Had Multiple Blocks	5	23
Had 3+ Blocks	1	9
Had 5+ Blocks	-	1
Led the Huskies in Blocks	17	48
Had a Double-Double	3	6

## CAREER STATISTICS

	GP/GS	MIN/AVG	FG	FGA	PCT	FG	FGA	PCT	FT	FTA	PCT	OFF	DEF	TOT	AVG	AST	BLK	STL	PTS	AVG
2015-16	20-0	108/5.4	14	26	.538	0	0	.000	8	15	.533	8	15	23	1.2	1	8	1	36	1.8
2016-17	31-19	556/17.9	60	105	.588	0	0	.000	30	55	.565	46	80	126	4.1	6	41	10	150	4.8
2017-18	33-33	562/17.0	96	134	.716	0	0	.000	24	60	.400	52	73	125	3.8	25	21	5	216	6.5
2018-19	33-33	770/23.3	119	174	.684	0	0	.000	56	102	.549	56	121	177	5.4	14	25	14	285	8.6
TOTAL	117-85	1996/17.1	289	439	.658	0	0	.000	118	232	.509	162	289	451	3.9	46	95	30	687	5.9







# DONNELL GRESHAM



R-JUNIOR | GUARD | 6-1 | 203 | ST. PAUL, MINN. | CRETIN-DURHAM HALL

## SEASON/CAREER HIGHS

### Points:

Season..... 26, vs. Oakland -- 12/8/18  
Career..... 26, vs. Oakland -- 12/8/18

### Rebounds:

Season..... 11, vs. Delaware -- 12/30/18  
Career..... 12, vs. Charleston -- 3/6/18

### Assists:

Season..... 11, at Bucknell -- 11/28/18  
Career..... 11, at Bucknell -- 11/28/18

### Steals

Season..... 3, at Elon -- 1/10/19  
..... 3, at Bucknell -- 11/28/18  
Career..... 4, vs. Cornell -- 12/2/17

### FG made:

Season..... 7, vs. Oakland -- 12/8/18  
Career..... 8, vs. Cornell -- 12/2/17

### FG attempts:

Season..... 12, vs. Hofstra -- 2/2/19  
Career..... 13, vs. Bucknell -- 12/5/17

### 3FG made

Season..... 5, vs. Oakland -- 12/8/18  
Career..... 5, vs. Oakland -- 12/8/18

### 3FG attempts

Season..... 9, vs. Hofstra -- 2/2/19  
Career..... 9, vs. Hofstra -- 2/2/19

### FT made:

Season..... 7, 3x, last at UNCW -- 2/14/19  
Career..... 7, 3x, last at UNCW -- 2/14/19

### FT attempts:

Season..... 10, vs. Delaware -- 12/30/18  
..... 10, vs. Delaware -- 12/8/18  
Career..... 10, vs. Oakland -- 12/30/18  
..... 10, vs. Oakland -- 12/8/18

### Minutes:

Season..... 42, vs. Delaware -- 12/30/18  
Career..... 45, vs. Charleston -- 3/6/18

## GRESHAM FACTS

- Stepped up big time in the Huskies' victory over Hofstra (Feb. 2) finishing with 18 points, including four treys, while pulling down five rebounds
- Finished with his third double-double of the season at Elon (Jan. 10) ending with 11 points, 10 rebounds, 3 assists and 3 steals, including one with less than a minute remaining that resulted in the game-tying layup to force OT
- Tallied his second double-double of the season with 12 points and 11 rebounds against Delaware (Dec. 30)
- Had a career day against Oakland (Dec. 8) finishing with 26 points on 5-of-7 shooting from deep and 7-of-10 shooting from the free throw line while also adding seven rebounds
- Netted his first 20-point effort of the year against Eastern Michigan (Dec. 1) adding five rebounds and four assists
- Paced the Huskies with 16 points and a career-high 11 rebounds at Bucknell (Nov. 28) netting his first career double-double
- Tallied 13 points, adding a dagger of a 3-pointer late in the game against Harvard (Nov. 9) to help the Huskies to the victory
- Nicknamed 'Red'

## 2018-19 GAME-BY-GAME STATS

Opponent	Date	Start	MIN	FG-FGA	PCT	3FG-FGA	PCT	FT-FTA	PCT	OFF	DEF	TOT	PF	A	T/O	BLK	STL	PTS
Boston Univ.	11/6	*	32	2-8	.250	1-5	.200	1-1	1.000	3	3	6	2	1	0	1	6	
at Harvard	11/9	*	37	4-7	.571	3-5	.600	2-2	1.000	0	3	3	1	5	2	0	2	13
vs. Bama	11/15	*	31	2-6	.333	2-5	.400	0-1	.000	0	4	4	2	2	1	0	1	6
vs. Va. Tech	11/16	*	26	2-4	.500	2-4	.500	0-0	.000	0	3	3	1	5	3	0	0	6
vs. Davidson	11/18	*	39	2-9	.222	1-5	.200	4-4	1.000	1	9	10	1	6	1	0	2	9
at Davidson	11/24	*	37	3-8	.375	1-4	.250	4-6	.667	1	3	4	3	4	3	0	2	11
at Bucknell	11/28	*	35	5-9	.556	3-6	.500	3-3	1.000	0	4	4	1	11	2	0	3	16
E. Michigan	12/1	*	40	6-10	.600	3-7	.429	6-7	.857	0	5	5	1	4	3	0	0	21
at Syracuse	12/4	*	37	3-8	.375	3-7	.429	1-2	.500	0	3	3	2	3	1	0	2	10
Oakland	12/8	*	40	7-11	.636	5-7	.714	7-10	.700	0	7	7	0	3	1	0	0	26
at Vermont	12/16	*	35	5-10	.500	2-4	.500	0-0	.000	0	3	3	3	2	4	0	1	12
St. Bona	12/21	*	36	1-3	.333	1-3	.333	0-0	.000	1	3	4	1	0	2	0	1	3
Drexel*	12/28	*	25	1-5	.200	1-3	.333	2-2	1.000	0	0	0	3	1	0	0	2	5
Delaware*	12/30	*	42	2-7	.286	1-4	.250	7-10	.700	1	10	11	1	3	1	0	1	12
at Hofstra*	1/5	*	29	2-6	.333	1-3	.333	2-3	.667	1	6	7	1	5	0	0	1	7
at Elon*	1/10	*	37	3-8	.375	1-3	.333	4-4	1.000	3	7	10	0	3	1	0	3	11
at W&M	1/12	*	28	4-5	.800	0-1	.000	1-1	1.000	0	6	6	2	2	2	0	0	9
Charleston*	1/17	*	24	2-3	.667	0-1	.000	1-1	1.000	0	3	3	1	1	1	0	1	5
UNCW*	1/19	*	32	2-6	.333	1-4	.250	1-1	1.000	0	6	6	0	7	0	0	1	6
at Towson*	1/24	*	25	1-3	.333	0-2	.000	2-2	1.000	1	1	2	2	4	0	0	0	4
at JMU*	1/26	*	28	3-5	.600	2-3	.667	4-4	1.000	0	3	3	1	0	0	0	1	12
Hofstra*	2/2	*	37	5-12	.417	4-9	.444	4-4	1.000	0	5	5	1	2	3	0	1	18
W&M*	2/7	*	35	3-10	.300	2-4	.500	4-4	1.000	1	5	6	2	1	2	0	2	12
Elon*	2/9	*	37	0-3	.000	0-2	.000	0-0	.000	0	5	5	0	3	0	0	0	0
at UNCW*	2/14	*	33	4-9	.444	2-5	.400	7-8	.875	0	4	4	3	4	3	0	2	17
at Charleston*	2/16	*	35	4-10	.400	4-8	.500	0-0	.000	0	6	6	3	2	2	0	2	12
JMU*	2/21	*	35	3-7	.429	2-2	1.000	0-0	.000	2	4	6	0	2	0	0	2	8
Towson*	2/23	*	38	6-9	.667	4-7	.571	0-0	.000	0	3	3	1	3	1	0	2	16
at Delaware*	2/28	*	34	1-4	.250	1-4	.250	2-4	.500	0	2	2	2	6	1	0	2	5
at Drexel*	3/2	*	32	2-6	.333	0-3	.000	2-2	1.000	0	2	2	2	1	1	0	0	6
vs. UNCW	3/10	*	32	1-7	.143	0-3	.000	1-1	1.000	0	2	2	2	2	0	0	0	3
vs. CoFC	3/11	*	36	2-6	.333	0-4	.000	4-5	.800	2	3	5	2	2	1	0	0	8
vs. Hofstra	3/12	*	31	3-7	.429	2-3	.667	1-2	.500	2	5	7	4	3	0	0	0	9

## CAREER STATISTICS

			FG			3-Point			Free Throw			Rebounds					Scoring				
	GP/GS	MIN/AVG	FG	FGA	PCT	FG	FGA	PCT	FT	FTA	PCT	OFF	DEF	TOT	AVG	AST	BLK	STL	PTS	AVG	
2015-16	19-6	333/17.5	18	56	.321	15	37	.405	19	28	.679	10	22	32	1.7	24	0	11	70	3.7	
2016-17	4-4	92/23.0	8	16	.500	7	12	.583	10	11	.909	1	10	11	2.8	3	0	0	33	8.3	
2017-18	33-26	915/27.7	91	223	.408	66	153	.431	51	65	.785	14	133	147	4.5	63	5	25	299	9.1	
2018-19	33-32	1110/33.6	96	231	.416	55	140	.393	77	94	.819	19	138	157	4.8	104	0	38	324	9.8	
TOTAL	89-68	2450/27.5	213	526	.405	143	344	.416	157	198	.793	44	303	347	3.9	194	5	74	727	8.2	



# JEREMY MILLER



SENIOR | FORWARD | 6-10 | 225 | MILTON, MASS. | NEW HAMPTON SCHOOL

## SEASON/CAREER HIGHS

### Points:

Season.....11, vs. Alabama -- 11/15/18  
Career.....26, at Harvard -- 12/6/16

### Rebounds:

Season.....6, at Vermont -- 12/16/18  
.....6, vs. Alabama -- 11/15/18  
Career.....11, vs. Delaware -- 1/7/16

### Assists:

Season.....2, 3x, last vs. St. Bonaventure -- 12/21/18  
Career.....3, vs. James Madison -- 1/7/18  
.....3, at Detroit -- 12/5/15

### Steals

Season.....2, at Vermont -- 12/16/18  
Career.....3, at JMU -- 2/18/16  
.....3, vs. Stony Brook -- 12/12/15

### Blocks

Season.....1, 6x, last vs. Hofstra -- 2/2/19  
Career.....3, 3x, last at Vermont -- 12/10/16

### FG made:

Season.....4, vs. Alabama -- 11/15/18  
Career.....10, at Harvard -- 12/6/16

### FG attempts:

Season.....6, vs. Alabama -- 11/15/18  
Career.....18, vs. Delaware -- 1/7/16

### 3FG made

Season.....1, 4x, last at Drexel -- 3/2/19  
Career.....4, vs. William & Mary -- 2/4/16

### 3FG attempts

Season.....3, vs. Charleston -- 1/17/19  
Career.....7, at Hofstra -- 2/21/16  
.....7, vs. Delaware -- 1/7/16

### FT made:

Season.....5, vs. Eastern Michigan -- 12/1/18  
Career.....10, vs. James Madison -- 1/14/16

### FT attempts:

Season.....6, vs. Eastern Michigan -- 12/1/18  
Career.....12, vs. James Madison -- 1/14/16

### Minutes:

Season.....21, vs. Alabama -- 11/15/18  
Career.....39, at Charleston -- 1/28/16

## MILLER FACTS

- Played in his 100th career game on Senior Day against Towson (Feb. 23)
- Finished with four points, six rebounds and a block at Vermont (Dec. 16)
- Added five points and a pair of boards against Davidson (Nov. 18)
- Broke out against Alabama (Nov. 15) helping the Huskies to the victory with an 11-point, two rebound, one block, one steal effort
- *Played in 28 games on the season shooting 48.1 percent from the field*
- Rated a three-star recruit by 247Sports, ESPN, Rivals and Scout
- 2015 McDonald's All-American nominee
- Chose Northeastern over Connecticut, Florida State, Boston College, Xavier and Georgia Tech
- Father, Jim, graduated from Northeastern in 1968

## PRODUCTION TRACKER

	2018-19	Total
Scored 5+ Points	5	43
Scored 10+ Points	1	17
Scored 15+ Points	-	8
Scored 20+ Points	-	2
Scored 25+ Points	-	1
Led the Huskies in Scoring	-	6
Made 3+ 3FG	-	5
Led the Huskies in 3FG (Made)	-	5
Had 3+ Assists	-	2
Led the Huskies in Assists	-	1
Had Multiple Steals	1	3
Had 3+ Steals	-	2
Led the Huskies in Steals	1	4
Had 5+ Rebounds	1	21
Had 10+ Rebounds	-	1
Led the Huskies in Rebounds	1	12
Had Multiple Blocks	-	11
Led the Huskies in Blocks	6	32
Had a Double-Double	-	1

## 2018-19 GAME-BY-GAME STATS

Opponent	Date	Start	MIN	FG-FGA	PCT	3FG-FGA	PCT	FT-FTA	PCT	OFF	DEF	TOT	PF	A	T/O	BLK	STL	PTS
Boston Univ.	11/6	1	0-0	.000	0-0	.000	0-0	.000	0-0	0	0	0	1	0	0	0	0	0
at Harvard	11/9	13	0-2	.000	0-0	.000	0-0	.000	0	3	3	3	2	0	1	1	0	0
vs. Bama	11/15	21	4-6	.667	0-1	.000	3-3	1.000	0	2	2	1	2	1	0	1	11	11
vs. Va. Tech	11/16	12	0-1	.000	0-1	.000	0-0	.000	0	1	1	1	1	0	1	0	0	0
vs. Davidson	11/18	9	2-2	1.000	1-1	1.000	0-0	.000	1	1	2	2	0	0	0	0	5	5
at Davidson	11/24	7	1-1	1.000	0-0	.000	0-1	.000	1	1	2	2	0	1	1	0	2	2
at Bucknell	11/28	19	1-5	.200	0-2	.000	2-2	1.000	0	4	4	4	0	0	1	0	4	4
E. Michigan	12/1	16	0-0	.000	0-0	.000	5-6	.833	2	1	3	2	0	0	0	0	5	5
at Syracuse	12/4	11	1-2	.500	0-0	.000	0-0	.000	1	2	3	3	0	2	0	0	2	2
Oakland	12/8	9	2-3	.667	0-1	.000	0-0	.000	0	1	1	3	1	0	1	0	4	4
at Vermont	12/16	19	2-3	.667	0-1	.000	0-0	.000	0	6	6	3	0	1	1	2	4	4
St. Bona	12/21	8	1-2	.500	1-2	.500	0-0	.000	0	1	1	0	2	0	0	0	3	3
Drexel*	12/28	6	1-1	1.000	0-0	.000	0-0	.000	1	1	2	0	0	0	0	0	2	2
Delaware*	12/30	7	0-2	.000	0-1	.000	0-0	.000	0	0	0	1	0	1	0	0	0	0
at Hofstra*	1/5	1	0-0	.000	0-0	.000	0-0	.000	0	1	1	2	0	0	0	0	0	0
at Elon*	1/10																	
at W&M	1/12	7	3-4	.750	1-2	.500	0-1	.000	0	0	0	1	0	0	0	0	7	7
Charleston*	1/17	20	2-5	.400	0-3	.000	0-0	.000	3	0	3	1	1	2	0	0	4	4
UNCW*	1/19	9	0-1	.000	0-1	.000	0-0	.000	2	2	4	2	1	1	0	0	0	0
at Towson*	1/24	6	0-0	.000	0-0	.000	0-0	.000	0	0	0	0	0	0	0	0	0	0
at JMU*	1/26	1	0-0	.000	0-0	.000	0-0	.000	0	0	0	0	1	0	0	0	0	0
Hofstra*	2/2	12	2-3	.667	0-0	.000	0-0	.000	1	1	2	3	1	0	1	0	4	4
W&M*	2/7	1	0-1	.000	0-0	.000	0-0	.000	0	0	0	0	0	1	0	0	0	0
Elon*	2/9																	
at UNCW*	2/14	9	0-1	.000	0-1	.000	0-0	.000	0	1	1	0	0	0	0	0	0	0
at Charleston*	2/16																	
JMU*	2/21																	
Towson*	2/23	1	0-0	.000	0-0	.000	0-0	.000	0	0	0	0	0	0	0	0	0	0
at Delaware*	2/28	14	1-3	.333	1-2	.500	0-0	.000	0	1	1	1	0	0	0	0	3	3
at Drexel*	3/2	12	1-2	.500	1-2	.500	2-2	1.000	0	1	1	2	0	0	0	0	5	5
vs. UNCW	3/10	11	0-3	.000	0-1	.000	0-0	.000	2	1	3	1	0	0	0	0	0	0
vs. CoFC	3/11																	
vs. Hofstra	3/12																	

## CAREER STATISTICS

			FG			3-Point			Free Throw			Rebounds				Scoring					
	GP/GS	MIN/AVG	FG	FGA	PCT	FG	FGA	PCT	FT	FTA	PCT	OFF	DEF	TOT	AVG	AST	BLK	STL	PTS	AVG	
2015-16	33-25	679/20.6	96	188	.511	31	83	.373	51	67	.761	45	85	130	3.9	14	12	27	274	8.3	
2016-17	15-12	293/19.5	43	77	.558	16	35	.457	16	25	.640	21	42	63	4.2	5	16	4	118	7.9	
2017-18	28-0	242/8.6	25	52	.481	4	20	.200	17	23	.739	15	39	54	1.9	10	5	6	71	2.5	
2018-19	27-0	262/9.7	24	53	.453	5	22	.227	12	15	.800	14	36	50	1.9	11	6	4	65	2.4	
TOTAL	103-37	1476/14.3	188	370	.508	56	160	.350	96	130	.738	95	202	297	2.9	40	39	41	528	5.1	



# TOMAS MURPHY



SOPHOMORE | FORWARD | 6-8 | 220 | WAKEFIELD, R.I. | NORTHFIELD MOUNT HERMON

## SEASON/CAREER HIGHS

### Points:

Season..... 21, vs. Towson -- 2/23/19  
 ..... 21, at Bucknell -- 11/28/18  
 Career..... 21, 3x, last vs. Towson -- 2/23/19

### Rebounds:

Season..... 12, vs. Towson -- 2/23/19  
 ..... 12, at Bucknell -- 11/28/18  
 Career..... 12, vs. Towson -- 2/23/19  
 ..... 12, at Bucknell -- 11/28/18

### Assists:

Season..... 7, vs. Eastern Michigan -- 12/1/18  
 Career..... 7, vs. Eastern Michigan -- 12/1/18

### Steals

Season..... 2, vs. Towson -- 2/23/19  
 ..... 2, at Bucknell -- 11/28/18  
 Career..... 2, 3x, last vs. Towson -- 2/23/19

### Blocks

Season..... 1, 3x, last vs. Hofstra -- 3/12/19  
 Career..... 1, 5x, last vs. Hofstra -- 3/12/19

### FG made:

Season..... 8, vs. Towson -- 2/23/19  
 ..... 8, at Bucknell -- 11/28/18  
 Career..... 8, 3x, last vs. Towson -- 2/23/19

### FG attempts:

Season..... 14, at Bucknell -- 11/28/18  
 Career..... 14, at Bucknell -- 11/28/18

### 3FG made

Season..... 2, 3x, last vs. Towson -- 2/23/19  
 Career..... 3, at Boston University -- 11/10/17

### 3FG attempts

Season..... 3, vs. Towson -- 2/23/19  
 Career..... 6, at Boston University -- 11/10/17

### FT made:

Season..... 4, 3x, last at Bucknell -- 11/28/18  
 Career..... 5, 4x, last vs. William & Mary -- 2/17/18

### FT attempts:

Season..... 5, 3x, last at Syracuse -- 12/4/18  
 Career..... 6, 4x, last vs. William & Mary -- 2/17/18

### Minutes:

Season..... 37, vs. Towson -- 2/23/19  
 Career..... 37, vs. Towson -- 2/23/19

## MURPHY FACTS

- Had yet another career day against Towson (Feb. 23) finishing with a career-high tying 21 points and 12 rebounds on 8-of-12 shooting from the field playing a career-best 38 minutes
- Talled 12 points on 5-of-10 shooting against JMU (Feb. 21)
- Finished with 10 points on perfect 4-of-4 shooting, including a pair of treys against William & Mary (Feb. 7)
- Netted a near triple-double against Eastern Michigan (Dec. 1) finishing with 10 points, seven assists and six rebounds
- Talled his first career double-double with a career night against Bucknell (Nov. 28) finishing with a career-high tying 21 points and a career-best 12 rebounds
- Led the way with 11 points on 5-of-6 shooting from the field against No. 16 Virginia Tech (Nov. 16)
- Kicked off the season with a 12-point, four rebound effort against Boston University (Nov. 6)
- Named to the CAA All-Rookie team following the 2017-18 season
- Younger brother of former husky Alex Murphy
- Played for the Finnish National Team in the U20 European Championships in the summer of 2016

## 2018-19 GAME-BY-GAME STATS

Opponent	Date	Start	MIN	FG-FGA	PCT	3FG-FGA	PCT	FT-FTA	PCT	OFF	DEF	TOT	PF	A	T/O	BLK	STL	PTS
Boston Univ.	11/6		23	4-5	.800	0-0	.000	4-5	.800	2	2	4	4	0	2	0	1	12
at Harvard	11/9	*	17	2-4	.500	0-0	.000	2-2	1.000	1	0	1	1	1	5	0	0	6
vs. Bama	11/15	*	22	2-3	.667	1-1	1.000	0-0	.000	0	0	0	2	0	2	0	0	5
vs. Va. Tech	11/16	*	22	5-6	.833	1-2	.500	0-0	.000	0	0	0	1	0	2	0	0	11
vs. Davidson	11/18		20	2-7	.286	0-1	.000	0-1	.000	2	5	7	1	1	0	0	1	4
at Davidson	11/24		17	4-8	.500	0-0	.000	4-4	1.000	2	1	3	5	1	1	0	0	12
at Bucknell	11/28		24	8-14	.571	1-2	.500	4-5	.800	2	10	12	3	1	0	0	2	21
E. Michigan	12/1	*	31	4-7	.571	0-2	.000	2-2	1.000	0	6	6	0	7	0	0	1	10
at Syracuse	12/4	*	30	7-10	.700	0-0	.000	3-5	.600	4	4	8	2	1	0	0	0	17
Oakland	12/8	*	23	1-6	.167	0-0	.000	2-4	.500	2	4	6	3	2	2	0	0	4
at Vermont	12/16	*	18	0-2	.000	0-1	.000	0-0	.000	0	1	1	1	1	1	0	0	0
St. Bona	12/21		16	3-7	.429	0-1	.000	3-3	1.000	0	2	2	1	0	0	1	0	9
Drexel*	12/28		12	0-2	.000	0-0	.000	0-0	.000	1	2	3	0	0	3	0	0	0
Delaware*	12/30		6	1-2	.500	1-1	1.000	0-0	.000	0	0	0	5	0	2	0	0	3
at Hofstra*	1/5		9	1-2	.500	0-0	.000	2-2	1.000	0	1	1	1	0	1	0	0	4
at Elon*	1/10		17	1-2	.500	0-0	.000	0-0	.000	3	4	7	2	0	0	0	0	2
at W&M	1/12		12	4-7	.571	2-2	1.000	0-0	.000	0	2	2	0	0	0	0	0	10
Charleston*	1/17																	
UNCW*	1/19		21	4-7	.571	0-0	.000	1-2	.500	2	3	5	1	0	0	0	1	9
at Towson*	1/24		21	4-9	.444	0-1	.000	0-0	.000	2	2	4	1	0	1	0	1	8
at JMU*	1/26		17	2-3	.667	0-0	.000	2-2	1.000	5	0	5	1	0	1	0	0	6
Hofstra*	2/2		19	3-5	.600	0-0	.000	0-0	.000	1	2	3	2	2	2	0	1	6
W&M*	2/7		21	4-4	1.000	2-2	1.000	0-0	.000	0	2	2	1	0	0	0	1	10
Elon*	2/9		19	3-9	.333	0-2	.000	0-0	.000	0	3	3	1	0	2	1	0	6
at UNCW*	2/14		17	4-7	.571	1-2	.500	0-0	.000	0	2	2	4	0	4	0	1	9
at Charleston*	2/16		16	4-7	.571	1-1	1.000	0-0	.000	0	1	1	4	2	1	1	0	9
JMU*	2/21		23	5-10	.500	0-2	.000	2-4	.500	0	0	0	1	1	0	0	0	12
Towson*	2/23	*	37	8-12	.667	2-3	.667	3-3	1.000	4	8	12	0	3	4	0	2	21
at Delaware*	2/28																	
at Drexel*	3/2																	
vs. UNCW	3/10		10	2-4	.500	0-0	.000	0-0	.000	0	1	1	2	1	1	0	0	4
vs. CofC	3/11		16	2-4	.500	0-0	.000	2-2	1.000	2	0	2	5	1	1	0	0	6
vs. Hofstra	3/12		19	5-7	.714	0-0	.000	1-4	.250	0	2	2	3	2	1	1	0	11

## PRODUCTION TRACKER

	2018-19	Total
Scored 5+ Points	21	38
Scored 10+ Points	12	20
Scored 15+ Points	3	7
Scored 20+ Points	2	3
Led the Huskies in Scoring	4	6
Made 3+ 3FG	-	-
Led the Huskies in 3FG (Made)	-	-
Had 3+ Assists	2	4
Had 5+ Assists	1	1
Led the Huskies in Assists	2	2
Had Multiple Steals	2	3
Had 3+ Steals	-	-
Led the Huskies in Steals	-	-
Had 5+ Rebounds	9	16
Had 10+ Rebounds	2	2
Led the Huskies in Rebounds	3	6
Had Multiple Blocks	-	-
Led the Huskies in Blocks	3	6
Had a Double-Double	2	2

## CAREER STATISTICS

	GP/GS	MIN/AVG	FG	FGA	PCT	3-Point	3-Point	Free Throw	Free Throw	Rebounds	Rebounds	AST	BLK	STL	Scoring	Scoring
						FGA	PCT	FT	FTA	PCT	OFF	DEF	TOT	AVG	PTS	AVG
2017-18	33-0	533/16.2	88	155	.568	4	16	.250	37	49	.755	39	40	79	2.4	26
2018-19	30-8	564/18.8	95	178	.534	10	24	.417	39	52	.750	35	67	102	3.4	27
TOTAL	63-8	1087/17.3	183	333	.550	14	40	.350	76	101	.752	75	107	181	2.9	53
															7	15
															454	7.2





# SHAWN OCCEUS



JUNIOR | GUARD | 6-4 | 195 | BOYNTON BEACH, FLA. | GRANDVIEW PREP

## SEASON/CAREER HIGHS

### Points:

Season.....21, at William & Mary -- 1/12/18  
Career.....24, vs. Towson -- 2/22/18

### Rebounds:

Season.....6, at James Madison -- 1/26/19  
Career.....7, vs. Towson -- 2/22/18  
.....7, vs. William & Mary -- 12/31/16

### Assists:

Season.....8, at William & Mary -- 1/12/18  
Career.....8, at William & Mary -- 1/12/18

### Steals

Season.....4, vs. Hofstra -- 3/12/19  
Career.....6, at Elon -- 2/24/18  
.....6, vs. Drexel -- 2/15/18

### Blocks

Season.....4, at Hofstra -- 1/5/19  
Career.....4, at Hofstra -- 1/5/19

### FG made:

Season.....7, at William & Mary -- 1/12/18  
Career.....8, vs. Towson -- 2/22/18

### FG attempts:

Season.....14, at James Madison -- 1/26/19  
Career.....14, at James Madison -- 1/26/19

### 3FG made

Season.....5, at William & Mary -- 1/12/18  
Career.....5, at William & Mary -- 1/12/18  
.....5, vs. Delaware -- 1/5/17

### 3FG attempts

Season.....8, 3x, last vs. Hofstra -- 3/12/19  
Career.....10, vs. Hofstra -- 1/2/18

### FT made:

Season.....4, vs. UNCW -- 1/19/19  
Career.....9, at James Madison -- 12/30/17

### FT attempts:

Season.....5, vs. UNCW -- 1/19/19  
.....5, vs. Charleston -- 1/17/19  
Career.....10, at James Madison -- 12/30/17

### Minutes:

Season.....36, vs. Charleston -- 1/17/19  
Career.....38, vs. Hofstra -- 1/2/18

## OCCEUS FACTS

- Missed 19 games on the season in two separate nine-game spans
- Returned to the lineup in the CAA Tournament where he was named to the CAA All-Tournament team for the second-straight season
- Put up 17 points while adding four rebounds and two steals against Charleston (March 11) in a CAA Semifinal Round victory
- Had a day against William & Mary (Jan. 12) where he finished with 21 points and a career-best eight assists, while shooting 5-of-8 from deep
- Broke out against Hofstra (Jan. 5) with 13 points, five rebounds and four blocks, going 3-for-5 from deep against the Pride
- Named the 2018 CAA Defensive Player of the Year
- Parents Duvalous Occeus and MonCarmelle Seme are natives of Haiti

## PRODUCTION TRACKER

	2018-19	Total
Scored 5+ Points	10	55
Scored 10+ Points	8	29
Scored 15+ Points	4	15
Scored 20+ Points	2	5
Led the Huskies in Scoring	2	7
Made 3+ 3FG	4	16
Made 5+ 3FG	1	2
Led the Huskies in 3FG (Made)	4	16
Had 3+ Assists	2	13
Had 5+ Assists	1	3
Led the Huskies in Assists	3	6
Had Multiple Steals	6	27
Had 3+ Steals	2	16
Had 5+ Steals	-	5
Led the Huskies in Steals	5	30
Had 5+ Rebounds	2	6
Led the Huskies in Rebounds	-	1
Had Multiple Blocks	1	6
Had 3+ Blocks	1	3
Led the Huskies in Blocks	5	18
Had a Double-Double	-	-

## 2018-19 GAME-BY-GAME STATS

Opponent	Date	Start	MIN	FG-FGA	PCT	3FG-FGA	PCT	FT-FTA	PCT	OFF	DEF	TOT	PF	A	T/O	BLK	STL	PTS
Boston Univ.	11/6							DNP										
at Harvard	11/9							DNP										
vs. Bama	11/15							DNP										
vs. Va. Tech	11/16							DNP										
vs. Davidson	11/18							DNP										
at Davidson	11/24							DNP										
at Bucknell	11/28							DNP										
E. Michigan	12/1							DNP										
at Syracuse	12/4							DNP										
Oakland	12/8		17	0-3	.000	0-2	.000	1-4	.250	0	2	2	3	4	1	1	1	1
at Vermont	12/16		19	1-5	.200	0-3	.000	1-2	.500	0	1	1	3	2	3	0	2	3
St. Bona	12/21							DNP										
Drexel*	12/28		20	2-7	.286	1-3	.333	0-2	.000	1	1	2	4	1	0	0	0	5
Delaware*	12/30		29	2-7	.286	0-3	.000	0-0	.000	0	2	2	2	2	0	1	1	4
at Hofstra*	1/5	*	35	5-8	.625	3-5	.600	0-1	.000	0	5	5	4	1	0	4	0	13
at Elon*	1/10	*	31	4-13	.308	2-8	.250	2-2	1.000	2	2	4	3	1	2	0	3	12
at W&M	1/12	*	33	7-12	.583	5-8	.625	2-3	.667	0	4	4	2	8	0	0	2	21
Charleston*	1/17	*	36	5-11	.455	0-4	.000	2-5	.400	0	1	1	3	1	2	0	2	12
UNCW*	1/19	*	28	6-12	.500	4-7	.571	4-5	.800	1	2	3	1	1	0	0	0	20
at Towson*	1/24	*	25	1-7	.143	0-4	.000	2-2	1.000	0	0	0	4	2	1	0	0	4
at JMU*	1/26	*	29	5-14	.357	1-5	.200	3-4	.750	2	4	6	1	2	2	2	1	14
Hofstra*	2/2							DNP										
W&M*	2/7							DNP										
Elon*	2/9							DNP										
at UNCW*	2/14							DNP										
at Charleston*	2/16							DNP										
JMU*	2/21							DNP										
Towson*	2/23							DNP										
at Delaware*	2/28							DNP										
at Drexel*	3/2							DNP										
vs. UNCW	3/10		16	2-6	.333	1-2	.500	0-0	.000	0	2	2	4	1	0	0	1	5
vs. CofC	3/11		26	6-9	.667	4-7	.571	1-2	.500	0	4	4	1	0	3	0	2	17
vs. Hofstra	3/12		32	3-10	.300	2-8	.250	3-4	.750	0	2	2	3	2	4	1	4	11

## CAREER STATISTICS

			FG			3-Point			Free Throw			Rebounds				Scoring					
	GP/GS	MIN/AVG	FG	FGA	PCT	FG	FGA	PCT	FT	FTA	PCT	OFF	DEF	TOT	AVG	AST	BLK	STL	PTS	AVG	
2016-17	31-27	653/21.1	56	137	.409	35	93	.376	20	38	.526	10	50	60	1.9	28	7	26	167	5.4	
2017-18	33-28	953/28.9	118	258	.457	49	143	.343	70	89	.787	12	70	82	2.5	59	18	64	355	10.8	
2018-19	14-7	376/26.9	49	124	.395	23	69	.333	21	36	.583	6	32	38	2.7	28	9	19	142	10.1	
TOTAL	78-62	1949/25.0	223	519	.430	107	305	.351	111	163	.681	28	152	180	2.3	115	34	109	664	8.5	



# VASA PUSICA



R-SENIOR | GUARD | 6-5 | 210 | BELGRADE, SERBIA | SUNRISE CHRISTIAN ACAD. | SAN DIEGO

## SEASON/CAREER HIGHS

### Points:

Season..... 31, vs. Boston University -- 11/6/18  
Career ... 31, 3x last vs. Boston University -- 11/6/18

### Rebounds:

Season..... 10, at James Madison -- 1/26/19  
Career ..... 11, 2x, last vs. Portland -- 2/27/18

### Assists:

Season..... 7, 6x, last vs. Charleston -- 3/11/19  
Career ..... 10, vs. Delaware -- 3/4/18  
..... 10, at Hofstra -- 1/25/18

### Steals

Season..... 5, vs. Towson -- 2/23/19  
Career ..... 5, vs. Towson -- 2/23/19

### Blocks

Season..... 1, 5x, last vs. Charleston -- 3/11/19  
Career ..... 1, 16x, last vs. Charleston -- 3/11/19

### FG made:

Season..... 10, vs. Boston University -- 11/6/18  
Career ..... 10, vs. Boston University -- 11/6/18  
..... 10, vs. Charleston -- 3/6/18

### FG attempts:

Season..... 19, vs. Boston University -- 11/6/18  
Career ..... 23, at Elon -- 2/24/18

### 3FG made

Season..... 7, vs. Hofstra -- 3/12/19  
Career ..... 7, vs. Hofstra -- 3/12/19

### 3FG attempts

Season..... 12, vs. Hofstra -- 3/12/19  
..... 12, at Delaware -- 2/28/19  
Career ..... 12, 3x, last vs. Hofstra -- 3/12/19

### FT made:

Season..... 9, vs. Drexel -- 12/28/18  
..... 9, vs. Boston University -- 11/6/18  
Career ..... 12, at Kent State -- 12/18/17

### FT attempts:

Season..... 11, vs. Drexel -- 12/28/18  
..... 11, vs. Boston University -- 11/6/18  
Career .. 14, 3x, last at James Madison -- 12/30/17

### Minutes:

Season..... 40, 4x, last at Delaware -- 2/28/19  
Career ..... 44, vs. Charleston -- 3/6/18

## PUSICA FACTS

- All-CAA First Team & USBWA All-District honoree
- Named the CAA Tournament Most Outstanding Player after dropping 21 points on 7-of-12 shooting from deep vs. Hofstra (March 12) leading the Huskies to the title game victory
- Once again was tabbed as the CAA Player of the Week (Feb. 4) after leading the Huskies to victory over Hofstra (Feb. 2) finishing with 24 points and eight rebounds
- Claimed CAA Co-Player of the Week honors (Jan. 21) after averaging 21.0 ppg against Charleston (Jan. 17) where he added three assists and a career-high tying four steals, and UNCW (Jan. 19)
- Set the pace with 19 points against Elon (Jan. 10) also adding seven assists
- Started the season off with a career-high tying 31-point, six-assist effort against Boston University (Nov. 6) putting him over 1,000 career points between Northeastern and San Diego
- Finished the 2017-18 season as the CAA Player of the Year runner-up, and earned All-CAA First Team Lou Henson All-American, USBWA All-District NABC First Team All-District honors
- Played for his national team for the Republic of Serbia in the summer of 2016

## 2018-19 GAME-BY-GAME STATS

Opponent	Date	Start	MIN	FG-FGA	PCT	3FG-FGA	PCT	FT-FTA	PCT	OFF	DEF	TOT	PF	A	T/O	BLK	STL	PTS
Boston Univ.	11/6	*	39	10-19	.526	2-7	.286	9-11	.818	0	2	2	2	6	3	0	0	31
at Harvard	11/9	*	35	2-10	.200	1-5	.200	5-6	.833	0	3	3	2	3	3	0	3	10
vs. Bama	11/15	*	37	6-10	.600	4-4	1.000	4-5	.800	0	3	3	2	5	5	0	3	20
vs. Va. Tech	11/16	*	28	2-10	.200	2-6	.333	2-2	1.000	1	2	3	1	4	3	0	0	8
vs. Davidson	11/18	*	22	1-6	.167	0-4	.000	0-0	.000	0	2	2	3	3	5	0	0	2
at Davidson	11/24								DNP									
at Bucknell	11/28								DNP									
E. Michigan	12/1								DNP									
at Syracuse	12/4								DNP									
Oakland	12/8								DNP									
at Vermont	12/16								DNP									
St. Bona	12/21	*	31	5-10	.500	2-6	.333	4-5	.800	0	3	3	3	7	6	0	1	16
Drexel*	12/28	*	35	9-15	.600	2-3	.667	9-11	.818	0	5	5	0	4	1	1	1	29
Delaware*	12/30	*	40	4-11	.364	2-4	.500	1-3	.333	1	3	4	5	5	1	1	1	11
at Hofstra*	1/5	*	32	4-10	.400	2-8	.250	1-4	.250	0	2	2	1	5	0	0	0	11
at Elon*	1/10	*	40	7-14	.500	1-5	.200	4-4	1.000	0	2	2	3	7	3	0	2	19
at W&M	1/12	*	31	4-8	.500	1-4	.250	4-4	1.000	0	1	1	1	2	5	0	2	13
Charleston*	1/17	*	34	6-8	.750	1-3	.333	8-8	1.000	0	3	3	2	3	2	0	4	21
UNCW*	1/19	*	34	8-12	.667	2-5	.400	3-3	1.000	0	2	2	3	3	1	0	1	21
at Towson*	1/24	*	37	6-11	.545	4-8	.500	2-2	1.000	2	3	5	3	4	6	0	1	18
at JMU*	1/26	*	34	2-8	.250	0-5	.000	6-6	1.000	1	9	10	3	4	4	0	0	10
Hofstra*	2/2	*	37	7-12	.583	2-3	.667	8-10	.800	0	8	8	2	1	1	0	2	24
W&M*	2/7	*	37	6-11	.545	1-1	1.000	6-6	1.000	1	6	7	2	7	3	0	3	19
Elon*	2/9	*	40	7-13	.538	2-5	.400	7-7	1.000	0	4	4	3	2	7	0	1	23
at UNCW*	2/14								DNP									
at Charleston*	2/16	*	38	9-15	.600	5-10	.500	2-3	.667	0	2	2	2	2	6	0	1	25
JMU*	2/21	*	34	7-13	.538	1-4	.250	4-5	.800	0	4	4	2	7	2	0	2	19
Towson*	2/23	*	38	7-13	.538	4-9	.444	1-2	.500	1	0	1	1	4	2	1	5	19
at Delaware*	2/28	*	40	8-17	.471	5-12	.417	1-3	.333	1	2	3	2	2	2	0	0	22
at Drexel*	3/2	*	39	7-12	.583	1-2	.500	6-6	1.000	2	7	9	2	5	0	0	1	21
vs. UNCW	3/10	*	26	4-9	.444	2-3	.667	6-6	1.000	1	5	6	1	7	1	1	1	16
vs. CofC	3/11	*	40	4-10	.400	1-4	.250	4-4	1.000	0	5	5	2	7	3	1	2	13
vs. Hofstra	3/12	*	28	7-13	.538	7-12	.583	0-1	.000	0	2	2	3	1	4	0	1	21

## CAREER STATISTICS

			FG			3-Point			Free Throw			Rebounds					Scoring				
	GP/GS	MIN/AVG	FG	FGA	PCT	FG	FGA	PCT	FT	FTA	PCT	OFF	DEF	TOT	AVG	AST	BLK	STL	PTS	AVG	
2014-15	31-1	470/15.2	47	121	.388	13	46	.283	37	49	.755	14	51	65	2.1	42	3	15	144	4.6	
2015-16	30-15	789/26.3	86	195	.441	25	65	.385	52	69	.754	17	102	119	4.0	74	4	21	249	8.3	
2016-17	Redshirt Season																				
2017-18	33-33	1132/34.3	189	375	.504	76	178	.427	138	171	.807	9	111	120	3.6	168	4	36	592	17.9	
2018-19	26-25	906/34.8	149	300	.497	57	143	.399	107	127	.843	11	90	101	3.9	110	5	38	462	17.8	
TOTAL	120-74	3297/27.5	471	991	.475	171	431	.397	334	416	.803	51	354	405	3.4	394	16	110	1447	12.1	



# JORDAN ROLAND



R-JUNIOR | GUARD | 6-1 | 171 | SYRACUSE, N.Y. | WESTHILL | GEORGE WASHINGTON

## SEASON/CAREER HIGHS

### Points:

Season..... 35, at Harvard -- 11/9/18  
Career..... 35, at Harvard -- 11/9/18

### Rebounds:

Season..... 6, vs. Alabama -- 11/15/18  
Career..... 6, vs. South Florida -- 12/3/16

### Assists:

Season..... 4, 3x, last vs. Towson -- 2/23/19  
Career..... 4, 5x, last vs. Towson -- 2/23/19

### Steals

Season..... 3, 4x, last at Drexel -- 3/2/19  
Career..... 3, 5x, last at Drexel -- 3/2/19

### Blocks

Season..... 1, 8x, last vs. Hofstra -- 3/12/19  
Career..... 2, 3x, last vs. UIC -- 3/20/17

### FG made:

Season..... 9, 3x, last at Drexel -- 3/2/19  
Career..... 9, 4x, last at Drexel -- 3/2/19

### FG attempts:

Season..... 17, at Drexel -- 3/2/19  
..... 17, vs. Elon -- 2/9/19  
Career..... 17, at Drexel -- 3/2/19  
..... 17, vs. Elon -- 2/9/19

### 3FG made

Season..... 8, at James Madison -- 1/26/19  
Career..... 8, at James Madison -- 1/26/19

### 3FG attempts

Season..... 12, at James Madison -- 1/26/19  
Career..... 12, at James Madison -- 1/26/19

### FT made:

Season..... 10, at Harvard -- 11/9/18  
Career..... 10, at Harvard -- 11/9/18

### FT attempts:

Season..... 11, at Harvard -- 11/9/18  
Career..... 11, at Harvard -- 11/9/18

### Minutes:

Season..... 42, at Charleston -- 2/16/19  
Career..... 42, at Charleston -- 2/16/19

## ROLAND FACTS

- Went off for 29 points on a career-high eight field goals at James Madison (Jan. 26)
- Tallied his fifth 20-point effort of the season and second in as many games at Vermont (Dec. 16) adding four rebounds and two assists
- Continued his stellar play with a 24-point, three steal outing against Eastern Michigan (Dec. 1) playing all 40 minutes
- Finished with 16 points on 7-of-9 shooting against Bucknell (Nov. 28) while also adding three rebounds, two assists, a steal and a block
- Paced the Huskies with 23 points, on 6-of-9 shooting from deep at Davidson (Nov. 24)
- Had a career night against Harvard (Nov. 9) putting up a career-high 35 points on lights out 7-of-10 shooting from deep while adding 10-of-11 from the free throw line, leading the Huskies to a victory over the Ivy League favorites
- Transferred to Northeastern from George Washington University
- Was rated the No. 9 rated recruit in New York state, No. 59 point guard in the nation, and No. 70 recruit in the East region according to ESPN.com coming out of high school

## 2018-19 GAME-BY-GAME STATS

Opponent	Date	Start	MIN	FG-FGA	PCT	3FG-FGA	PCT	FT-FTA	PCT	OFF	DEF	TOT	PF	A	T/O	BLK	STL	PTS
Boston Univ.	11/6	*	35	3-11	.273	1-7	.143	0-0	.000	0	0	0	2	2	0	0	1	7
at Harvard	11/9		30	9-13	.692	7-10	.700	10-11	.909	0	3	3	3	2	2	0	1	35
vs. Bama	11/15		25	1-4	.250	0-3	.000	3-3	1.000	0	6	6	1	2	1	0	1	5
vs. Va. Tech	11/16		28	3-5	.600	3-4	.750	1-1	1.000	1	0	1	2	1	1	0	1	10
vs. Davidson	11/18		21	2-7	.286	2-6	.333	0-0	.000	1	1	2	3	2	1	0	2	6
at Davidson	11/24	*	38	8-14	.571	6-9	.667	1-1	1.000	0	2	2	2	0	2	0	2	23
at Bucknell	11/28	*	32	7-9	.778	3-5	.600	0-0	.000	0	3	3	0	2	2	1	1	17
E. Michigan	12/1	*	40	8-13	.615	5-9	.556	3-3	1.000	1	1	2	0	2	1	0	3	24
at Syracuse	12/4	*	32	3-13	.231	2-11	.182	1-1	1.000	0	2	2	1	4	1	0	1	9
Oakland	12/8	*	31	6-11	.545	3-6	.500	5-5	1.000	0	1	1	4	3	1	0	0	20
at Vermont	12/16	*	38	8-16	.500	2-8	.250	2-2	1.000	1	3	4	2	2	1	0	1	20
St. Bona	12/21	*	15	2-5	.400	2-4	.500	1-2	.500	0	3	3	4	0	2	0	0	7
Drexel*	12/28	*	32	7-12	.583	5-8	.625	2-3	.667	0	0	0	1	4	1	1	2	21
Delaware*	12/30	*	38	4-10	.400	2-7	.286	5-5	1.000	1	1	2	1	1	0	0	2	15
at Hofstra*	1/5		21	4-9	.444	4-8	.500	2-2	1.000	0	2	2	4	0	1	0	0	14
at Elon*	1/10		24	4-13	.308	0-4	.000	1-1	1.000	1	3	4	2	0	0	0	3	9
at W&M	1/12	*	26	5-8	.625	2-4	.500	3-3	1.000	0	1	1	2	2	0	1	3	15
Charleston*	1/17		24	2-7	.286	0-4	.000	0-0	.000	0	2	2	3	1	2	1	2	4
UNCW*	1/19		25	5-12	.417	3-9	.333	4-5	.800	0	2	2	3	1	0	0	0	17
at Towson*	1/24		24	5-12	.417	4-10	.400	0-0	.000	0	1	1	5	0	2	1	2	14
at JMU*	1/26	*	33	9-14	.643	8-12	.667	3-4	.750	1	2	3	3	1	0	0	1	29
Hofstra*	2/2	*	31	2-9	.222	2-4	.500	4-4	1.000	1	4	5	3	2	2	0	2	10
W&M*	2/7	*	36	4-12	.333	3-6	.500	1-2	.500	1	4	5	1	3	0	0	1	12
Elon*	2/9	*	32	7-17	.412	4-11	.364	3-4	.750	2	3	5	3	2	1	0	0	21
at UNCW*	2/14	*	38	7-15	.467	4-11	.364	1-1	1.000	1	2	3	2	3	1	0	2	19
at Charleston*	2/16	*	42	3-9	.333	1-7	.143	0-0	.000	0	3	3	0	3	3	0	0	7
JMU*	2/21	*	30	3-9	.333	2-5	.400	0-0	.000	1	2	3	2	0	2	1	0	8
Towson*	2/23	*	31	1-10	.100	1-9	.111	0-0	.000	1	1	2	3	4	0	1	0	3
at Delaware*	2/28	*	37	6-9	.667	2-4	.500	3-3	1.000	0	2	2	2	3	0	0	1	17
at Drexel*	3/2	*	32	9-17	.529	4-10	.400	4-4	1.000	0	0	0	2	2	0	0	3	26
vs. UNCW	3/10	*	33	8-13	.615	5-10	.500	0-0	.000	1	2	3	1	1	1	0	0	21
vs. CofC	3/11	*	28	4-11	.364	2-7	.286	0-0	.000	0	3	3	0	1	0	0	1	10
vs. Hofstra	3/12	*	29	3-8	.375	3-6	.500	2-2	1.000	0	0	0	2	2	0	1	0	11

## PRODUCTION TRACKER

	2018-19	Total
Scored 5+ Points	31	54
Scored 10+ Points	23	34
Scored 15+ Points	16	19
Scored 20+ Points	10	12
Scored 25+ Points	3	4
Scored 30+ Points	1	1
Scored 35+ Points	1	1
Led the Huskies in Scoring	8	8
Made 3+ 3FG	16	23
Made 5+ 3FG	6	6
Led the Huskies in 3FG (Made)	16	16
Had 3+ Assists	8	17
Led the Huskies in Assists	5	5
Had Multiple Steals	12	18
Had 3+ Steals	4	5
Led the Huskies in Steals	13	13
Had 5+ Rebounds	4	7
Had 10+ Rebounds	-	-
Led the Huskies in Rebounds	1	1
Had Multiple Blocks	-	3
Led the Huskies in Blocks	6	6
Had a Double-Double	-	-

## CAREER STATISTICS

	GP/GS	MIN/AVG	FG	FGA	PCT	FG	FGA	PCT	FT	FTA	PCT	OFF	DEF	TOT	AVG	AST	BLK	STL	PTS	AVG
2015-16	35-0	163/4.7	11	45	.244	2	14	.143	17	22	.773	5	9	14	0.4	5	1	5	41	1.2
2016-17	35-11	703/20.1	88	185	.476	43	103	.417	16	23	.696	16	54	70	2.0	24	10	27	235	6.7
2017-18																				
2018-19	33-26	973/29.5	162	354	.458	97	238	.408	65	72	.903	15	65	80	2.5	57	8	39	486	14.7
<b>TOTAL</b>	<b>103-37</b>	<b>1851/18.0</b>	<b>261</b>	<b>582</b>	<b>.448</b>	<b>142</b>	<b>355</b>	<b>.400</b>	<b>98</b>	<b>117</b>	<b>.838</b>	<b>36</b>	<b>128</b>	<b>164</b>	<b>1.6</b>	<b>109</b>	<b>19</b>	<b>71</b>	<b>762</b>	<b>7.4</b>





# JASON STRONG



R-FRESHMAN | FORWARD | 6-8 | 217 | COCONUT CREEK, FLA. | WESTMINSTER ACADEMY

## SEASON/CAREER HIGHS

### Points:

Season..... 16, at Bucknell -- 11/28/18  
Career..... 16, at Bucknell -- 11/28/18

### Rebounds:

Season..... 6, at Vermont -- 12/16/18  
..... 6, vs. Oakland -- 12/8/18  
Career..... 6, at Vermont -- 12/16/18  
..... 6, vs. Oakland -- 12/8/18

### Assists:

Season..... 2, vs. James Madison -- 2/21/19  
Career..... 2, vs. James Madison -- 2/21/19

### Steals

Season..... 1, 3x, last vs. William & Mary -- 2/7/19  
Career..... 1, 3x, last vs. William & Mary -- 2/7/19

### Blocks

Season..... 1, 3x, last at Drexel -- 3/2/19  
Career..... 1, 3x, last at Drexel -- 3/2/19

### FG made:

Season..... 7, at Bucknell -- 11/28/18  
Career..... 7, at Bucknell -- 11/28/18

### FG attempts:

Season..... 10, at Vermont -- 12/16/18  
Career..... 10, at Vermont -- 12/16/18

### 3FG made

Season..... 3, vs. Davidson -- 11/18/18  
Career..... 3, vs. Davidson -- 11/18/18

### 3FG attempts

Season..... 5, vs. Davidson -- 11/18/18  
Career..... 5, vs. Davidson -- 11/18/18

### FT made:

Season..... 2, 3x, last at Drexel -- 3/2/19  
Career..... 2, 3x, last at Drexel -- 3/2/19

### FT attempts:

Season..... 3, at Drexel -- 3/2/19  
Career..... 3, at Drexel -- 3/2/19

### Minutes:

Season..... 23, at Vermont -- 12/16/18  
Career..... 23, at Vermont -- 12/16/18

## STRONG FACTS

- Finished with 13 points and a team-high six rebounds at Vermont (Dec. 16)
- Was perfect from the field (6-for-6) against Oakland (Dec. 8) finishing with 13 points and six rebounds
- In just 16 minutes of action, finished with 16 points on 7-of-9 shooting from the field against Bucknell (Nov. 28) also adding five rebounds
- Broke out against Davidson (Nov. 18) finishing with nine points on 3-of-5 shooting from deep
- Played in 10 games his freshman season before suffering a leg injury
- Officially medically redshirted his freshman season
- Three-year letterwinner at Cardinal Gibbons High School and one-year letterwinner at Westminster Academy
- Helped Cardinal Gibbons to a 33-1 record and State Championship and No. 8 ranking in the country title in his sophomore season
- Transferred to Westminster Academy for his senior season where he finished averaged a double-double finishing with 15.0 ppg, 10.0 rpg and 4.0 apg helping the team to a 28-5 record and State Championship

## PRODUCTION TRACKER

	2018-19	Total
Scored 5+ Points	8	8
Scored 10+ Points	3	3
Scored 15+ Points	1	1
Led the Huskies in Scoring	-	-
Made 3+ 3FG	-	-
Led the Huskies in 3FG (Made)	-	-
Had 3+ Assists	-	-
Led the Huskies in Assists	-	-
Had Multiple Steals	-	-
Had 3+ Steals	-	-
Led the Huskies in Steals	-	-
Had 5+ Rebounds	3	3
Had 10+ Rebounds	-	-
Led the Huskies in Rebounds	1	1
Had Multiple Blocks	-	-
Led the Huskies in Blocks	3	3
Had a Double-Double	-	-

## 2018-19 GAME-BY-GAME STATS

Opponent	Date	Start	MIN	FG-FGA	PCT	3FG-FGA	PCT	FT-FTA	PCT	OFF	DEF	TOT	PF	A	T/O	BLK	STL	PTS
Boston Univ.	11/6		3	0-0	.000	0-0	.000	0-0	.000	0	0	0	1	0	0	0	0	0
at Harvard	11/9		1	0-0	.000	0-0	.000	0-0	.000	0	0	0	0	0	0	0	0	0
vs. Bama	11/15								DNP									
vs. Va. Tech	11/16		12	2-3	.667	1-1	1.000	0-0	.000	2	0	2	0	0	0	0	0	5
vs. Davidson	11/18		11	3-5	.600	3-5	.600	0-0	.000	0	0	2	0	2	0	0	0	9
at Davidson	11/24	*	11	0-4	.000	0-2	.000	0-0	.000	0	2	2	1	0	1	0	0	0
at Bucknell	11/28	*	16	7-9	.778	2-2	1.000	0-0	.000	2	3	5	4	0	1	0	1	16
E. Michigan	12/1		22	2-7	.286	0-2	.000	0-0	.000	1	0	1	0	1	0	0	1	4
at Syracuse	12/4		21	0-5	.000	0-4	.000	2-2	1.000	0	2	2	2	0	1	0	0	2
Oakland	12/8		22	6-6	1.000	1-1	1.000	0-0	.000	2	4	6	1	0	2	1	0	13
at Vermont	12/16		23	5-10	.500	2-4	.500	1-2	.500	1	5	6	5	1	2	0	0	13
St. Bona	12/21		14	3-4	.750	0-0	.000	1-2	.500	0	2	2	0	0	2	0	0	7
Drexel*	12/28		9	0-0	.000	0-0	.000	0-0	.000	1	1	2	0	0	0	0	0	0
Delaware*	12/30		10	2-5	.400	0-1	.000	0-0	.000	1	0	1	1	0	0	0	0	4
at Hofstra*	1/5								DNP									
at Elon*	1/10		10	1-3	.333	1-2	.500	0-0	.000	0	2	2	1	0	0	0	0	3
at W&M	1/12		4	0-0	.000	0-0	.000	0-0	.000	0	0	0	2	0	0	0	0	0
Charleston*	1/17								DNP									
UNCW*	1/19		7	1-3	.333	0-2	.000	0-0	.000	0	0	0	0	0	0	0	0	2
at Towson*	1/24								DNP									
at JMU*	1/26		5	0-1	.000	0-1	.000	0-0	.000	0	0	0	0	0	0	0	0	0
Hofstra*	2/2								DNP									
W&M*	2/7		10	0-1	.000	0-0	.000	0-0	.000	1	1	2	1	1	1	1	1	0
Elon*	2/9		12	0-0	.000	0-0	.000	0-0	.000	0	3	3	1	1	1	0	0	0
at UNCW*	2/14	*	14	0-5	.000	0-1	.000	0-0	.000	0	1	1	0	0	0	0	0	0
at Charleston*	2/16		2	0-0	.000	0-0	.000	0-0	.000	0	0	0	1	0	0	0	0	0
JMU*	2/21		4	1-2	.500	0-1	.000	0-0	.000	0	0	0	0	2	0	0	0	2
Towson*	2/23		3	0-0	.000	0-0	.000	0-0	.000	0	0	0	0	0	0	0	0	0
at Delaware*	2/28		3	0-0	.000	0-0	.000	0-0	.000	0	0	0	0	0	1	0	0	0
at Drexel*	3/2		5	2-2	1.000	0-0	.000	2-3	.667	0	2	2	1	0	1	1	0	6
vs. UNCW	3/10		10	4-5	.800	0-1	.000	1-1	1.000	0	1	1	2	0	1	1	0	9
vs. CofC	3/11		2	0-1	.000	0-0	.000	0-0	.000	1	1	2	0	0	0	0	0	0
vs. Hofstra	3/12								DNP									

## CAREER STATISTICS

	GP/GS	MIN/AVG	FG	FGA	PCT	3-Point	3-Point	3-Point	Free Throw	Free Throw	Free Throw	Rebounds	Rebounds	Rebounds	AST	BLK	STL	Scoring	Scoring
							FGA	PCT	FT	FTA	PCT	OFF	DEF	TOT	AVG			PTS	AVG
2017-18	10-0	31/3.1	0	11	.000	0	3	.000	0	0	.000	1	1	2	0.2	2	0	0	0
2018-19	27-3	270/10.0	39	81	.481	10	30	.333	7	10	.700	12	30	42	1.6	6	4	3	93
<b>TOTAL</b>	<b>37-3</b>	<b>297/8.0</b>	<b>39</b>	<b>92</b>	<b>.424</b>	<b>10</b>	<b>33</b>	<b>.303</b>	<b>7</b>	<b>10</b>	<b>.700</b>	<b>13</b>	<b>31</b>	<b>44</b>	<b>1.2</b>	<b>8</b>	<b>4</b>	<b>3</b>	<b>93</b>



# SHAQUILLE WALTERS



SOPHOMORE | GUARD/FORWARD | 6-6 | 190 | LONDON, ENGLAND | LEE ACAD. (MAINE) | SANTA CLARA

## SEASON/CAREER HIGHS

### Points:

Season..... 4, at Davidson -- 11/24/18  
 ..... 4, vs. Virginia Tech -- 11/16/18  
 Career..... 20, vs. La Verne -- 11/10/17

### Rebounds:

Season..... 5, at Davidson -- 11/24/18  
 Career..... 5, 3x, last at Davidson -- 11/24/18

### Assists:

Season..... 2, vs. Eastern Michigan -- 12/1/18  
 ..... 2, vs. Alabama -- 11/15/18  
 Career..... 3, vs. Pepperdine -- 12/28/17

### Steals

Season..... 1, 3x, last vs. E. Michigan -- 12/1/18  
 Career..... 1, 6x, last at Bucknell -- 11/28/18

### Blocks

Season..... 1, at Davidson -- 11/24/18  
 Career..... 1, 3x, last at Davidson -- 11/24/18

### FG made:

Season..... 1, 3x, last vs. St. Bonaventure -- 12/21/18  
 Career..... 8, vs. La Verne -- 11/10/17

### FG attempts:

Season..... 3, vs. Davidson -- 11/18/18  
 Career..... 10, at USC -- 12/14/17

### 3FG made

Season.....  
 Career..... 1, 7x, last vs. BYU -- 1/13/18

### 3FG attempts

Season..... 2, vs. Virginia Tech -- 11/16/18  
 Career..... 3, 3x, last vs. St. Mary's -- 1/11/18

### FT made:

Season..... 4, vs. Virginia Tech -- 11/16/18  
 Career..... 4, vs. Virginia Tech -- 11/16/18

### FT attempts:

Season..... 5, at Davidson -- 11/24/18  
 Career..... 4, 3x, last vs. Virginia Tech -- 11/16/18

### Minutes:

Season..... 21, at Davidson -- 11/24/18  
 Career..... 30, at USC -- 12/14/17

## WALTERS FACTS

- Netted his first basket as a Husky against Davidson (Nov. 18)
- Made his Husky debut, just two days after being cleared by the NCAA, and tried to slam down his first shot attempt, drawing a foul and sinking his first two points at Northeastern from the free throw line against Alabama (Nov. 15)
- Joins the Huskies from Santa Clara University
- Was cleared to play in 2018-19 on Nov. 13
- Played in 21 games, all as a reserve at Santa Clara during his freshman campaign where he averaged 3.8 ppg, 1.8 rpg and 0.7 apg
- Played at Lee Academy in Maine during the 2016-17 season where he was also selected for the Great Britain U20 national team

## PRODUCTION TRACKER

	2018-19	Total
Scored 5+ Points	-	7
Scored 10+ Points	-	1
Scored 15+ Points	-	1
Scored 20+ Points	-	1
Led the Huskies in Scoring	-	-
Made 3+ 3FG	-	-
Led the Huskies in 3FG (Made)	-	-
Had 3+ Assists	-	1
Led the Huskies in Assists	-	-
Had Multiple Steals	-	-
Had 3+ Steals	-	-
Led the Huskies in Steals	-	-
Had 5+ Rebounds	1	3
Had 10+ Rebounds	-	-
Led the Huskies in Rebounds	-	-
Had Multiple Blocks	-	-
Led the Huskies in Blocks	1	1
Had a Double-Double	-	-

Opponent	Date	Start	MIN	FG-FGA	PCT	3FG-FGA	PCT	FT-FTA	PCT	OFF	DEF	TOT	PF	A	T/O	BLK	STL	PTS
Boston Univ.	11/6							DNP										
at Harvard	11/9							DNP										
vs. Bama	11/15		14	0-1	.000	0-0	.000	2-2	1.000	0	2	2	0	2	1	0	0	2
vs. Va. Tech	11/16		19	0-4	.000	0-2	.000	4-4	1.000	0	1	1	1	1	1	0	0	4
vs. Davidson	11/18		6	1-3	.333	0-0	.000	0-0	.000	1	0	1	1	0	1	0	0	2
at Davidson	11/24		21	1-2	.500	0-0	.000	2-5	.400	0	5	5	2	1	1	1	1	4
at Bucknell	11/28		11	0-2	.000	0-0	.000	0-0	.000	0	0	0	1	1	0	0	1	0
E. Michigan	12/1		13	0-1	.000	0-1	.000	2-3	.667	0	1	1	1	2	1	0	1	2
at Syracuse	12/4		14	0-2	.000	0-1	.000	0-0	.000	0	1	1	1	1	3	0	0	0
Oakland	12/8							DNP										
at Vermont	12/16							DNP										
St. Bona	12/21		19	1-2	.500	0-0	.000	0-0	.000	0	1	1	2	0	0	0	0	2
Drexel*	12/28		2	0-0	.000	0-0	.000	0-0	.000	0	1	1	1	0	1	0	0	0
Delaware*	12/30							DNP										
at Hofstra*	1/5		4	0-0	.000	0-0	.000	0-0	.000	0	0	0	0	0	0	0	0	0
at Elon*	1/10							DNP										
at W&M	1/12							DNP										
Charleston*	1/17							DNP										
UNCW*	1/19							DNP										
at Towson*	1/24							DNP										
at JMU*	1/26							DNP										
Hofstra*	2/2							DNP										
W&M*	2/7							DNP										
Elon*	2/9							DNP										
at UNCW*	2/14							DNP										
at Charleston*	2/16							DNP										
JMU*	2/21							DNP										
Towson*	2/23							DNP										
at Delaware*	2/28							DNP										
at Drexel*	3/2							DNP										
vs. UNCW	3/10							DNP										
vs. CofC	3/11							DNP										
vs. Hofstra	3/12							DNP										

## CAREER STATISTICS

			FG			3-Point			Free Throw			Rebounds					Scoring				
	GP/GS	MIN/AVG	FG	FGA	PCT	FG	FGA	PCT	FT	FTA	PCT	OFF	DEF	TOT	AVG	AST	BLK	STL	PTS	AVG	
2017-18	21-0	311/14.8	31	67	.463	7	22	.318	10	18	.556	2	35	37	1.8	15	3	4	79	3.8	
2018-19	10-0	123/12.3	3	17	.176	0	2	.000	10	14	.714	1	12	13	1.3	7	1	3	16	1.6	
TOTAL	31-0	434/14.0	34	84	.405	7	24	.292	20	32	.625	3	47	50	1.6	23	4	7	95	3.1	



GAME BOXES

BOSTON UNIVERSITY 77, NORTHEASTERN 74 (GAME 1)

**Boston University vs Northeastern**  
**11/6/18 8:05 p.m. at Boston, Mass. (Matthews Arena)**

		Total		3-Ptr	Rebounds		PF		TP	A TO Blk		Stl	Min
##	Player	FG-FGA	FG-FGA	FT-FTA	Off Def Tot	PF	TP	A TO Blk	Stl	Min			
02	Scanlon, Tyler	f	7-12	0-1	2-2	1 7 8	2 16	3 1 0	1	36			
31	Mahoney, Max	f	5-8	0-0	2-4	0 6 6	4 12	0 2 0	1	20			
41	Mathon, Sukhmail	c	0-2	0-0	0-2	1 2 3	3 0	1 3 1	1	12			
01	Pascoe, Garrett	g	0-0	0-0	0-0	0 0 0	2 0	0 0 0	0	5			
30	McCooy, Javante	g	4-9	1-3	4-6	3 1 4	1 13	3 0 0	1	30			
00	Guest, Jordan	g	2-5	1-3	1-2	2 1 3	4 6	0 0 0	0	15			
03	Vilarino, Alex	g	4-6	0-0	0-0	0 1 1	2 8	0 0 0	0	17			
14	Petcash, Andrew	g	2-4	2-4	0-0	2 0 2	0 6	0 0 0	0	12			
15	Harper, Jonas	g	2-6	1-3	0-0	0 0 0	5 2	3 0 1	1	17			
32	Hemphill, Jack	g	1-3	1-2	2-4	1 1 2	2 5	1 1 0	1	14			
35	Tynen, Fletcher	g	2-4	0-0	2-2	2 3 5	1 6	0 0 0	0	22			
Team					1 3 4				1				
Totals		29-59	6-16	13-22	13 25 38	21 77	10 11	1 1	7	200			
FG % 1st Half: 14-33 42.4% 2nd half: 15-26 57.9% Game: 29-59 49.2% Deadball Rebounds 4													
3FG % 1st Half: 2-8 25.0% 2nd half: 4-8 50.0% Game: 6-16 37.5%													
FT % 1st Half: 3-5 60.0% 2nd half: 10-17 58.8% Game: 13-22 59.1%													

		Total		3-Ptr	Rebounds		PF		TP	A TO Blk		Stl	Min
##	Player	FG-FGA	FG-FGA	FT-FTA	Off Def Tot	PF	TP	A TO Blk	Stl	Min			
30	Green, Anthony	c	4-6	0-0	2-5	2 6 8	4 10	0 0 0	2	25			
04	Pusica, Vasa	g	10-19	2-7	9-11	0 2 2	2 31	6 3 0	0	39			
12	Roland, Jordan	g	3-11	1-7	0-0	0 0 0	2 7	2 0 0	1	35			
20	Brace, Bolden	g	2-7	2-6	2-2	0 9 9	3 8	2 3 1	0	36			
22	Gresham, Donnell	g	2-8	1-5	1-1	3 3 6	2 6	2 1 0	1	32			
00	Strong, Jason	g	0-0	0-0	0-0	0 0 0	1 0	0 0 0	0	3			
11	Miller, Jeremy	g	0-0	0-0	0-0	0 0 0	1 0	0 0 0	0	1			
13	Franklin, Myles	g	0-0	0-0	0-0	1 0 1	1 0	1 0 0	0	6			
33	Murphy, Tomas	g	4-5	0-0	4-5	2 2 4	4 12	0 2 0	1	23			
Team					0 0 0								
Totals		25-56	6-25	18-24	8 22 30	20 74	12 10	1 5	200				
FG % 1st Half: 13-28 46.4% 2nd half: 12-28 42.9% Game: 25-56 44.6% Deadball Rebounds 4													
3FG % 1st Half: 2-10 20.0% 2nd half: 4-15 26.7% Game: 6-25 24.0%													
FT % 1st Half: 8-10 80.0% 2nd half: 10-14 71.4% Game: 18-24 75.0%													

Officials: Guy Pagano, Kyle Regetz, Nick Heater  
Technical fouls: Boston University-None. Northeastern-None.  
Attendance: 1155

Score by periods	1st	2nd	Total
Boston University	33	44	77
Northeastern	36	38	74

Points	In	Off	2nd	Fast	
BOSTON	Paint	T/O	Chance	Break	Bench
32	30	8	12	6	36
30	8	13	4	12	36

Last FG - BOSTONU 2nd-00:26, NU 2nd-00:38.  
Largest lead - BOSTONU by 5 1st-08:19, NU by 12 2nd-12:43.  
BOSTONU led for 11:16. NU led for 25:06. Game was tied for 03:38.  
Score tied - 7 times.  
Lead changed - 9 times.

NORTHEASTERN 68, ALABAMA 52 (GAME 3)

**Alabama vs Northeastern**  
**11/15/18 2:00 pm at Charleston, S.C. (TD Arena)**

		Total		3-Ptr	Rebounds		PF		TP	A TO Blk		Stl	Min
##	Player	FG-FGA	FG-FGA	FT-FTA	Off Def Tot	PF	TP	A TO Blk	Stl	Min			
00	Hall, Donta	f	0-1	0-0	0-0	1 2 3	1 0	2 0 2	0	19			
30	Smith, Galin	f	1-3	0-0	0-0	1 2 3	0 2	0 0 0	0	17			
02	Lewis Jr., Kira	g	3-10	1-6	0-0	0 0 0	3 7	1 1 0	0	31			
10	Jones, Herbert	g	2-6	0-1	4-5	1 2 3	1 8	0 1 0	0	23			
23	Petty Jr., John	g	6-12	2-6	3-4	0 5 5	2 17	2 2 0	1	32			
03	Reese, Alex	g	0-2	0-2	0-0	0 0 0	2 0	1 1 0	1	9			
04	Giddens, Daniel	g	0-0	0-0	0-0	0 0 0	0 0	1 2 0	0	7			
05	Johnson Jr., Avery	g	1-4	0-0	0-0	1 1 2	2 2	0 0 0	1	21			
12	Ingram, Dazon	g	3-5	0-0	3-4	2 3 5	4 9	2 0 0	0	26			
34	Mack, Tevin	g	3-8	0-4	1-2	1 2 3	1 7	1 1 0	0	15			
Team					1 2 3				1				
Totals		19-51	3-19	11-15	8 19 27	16 52	10 9	2 3	200				
FG % 1st Half: 8-27 29.6% 2nd half: 11-24 45.8% Game: 19-51 37.3% Deadball Rebounds 4													
3FG % 1st Half: 0-9 0.0% 2nd half: 3-10 30.0% Game: 3-19 15.8%													
FT % 1st Half: 6-10 60.0% 2nd half: 5-5 100.0% Game: 11-15 73.3%													

		Total		3-Ptr	Rebounds		PF		TP	A TO Blk		Stl	Min
##	Player	FG-FGA	FG-FGA	FT-FTA	Off Def Tot	PF	TP	A TO Blk	Stl	Min			
33	Murphy, Tomas	f	2-3	1-1	0-0	0 0 0	2 5	0 2 0	0	22			
30	Green, Anthony	c	4-7	0-0	0-0	0 1 1	3 8	0 1 0	1	21			
04	Pusica, Vasa	g	6-10	4-4	4-5	0 3 3	2 20	5 5 0	3	37			
20	Brace, Bolden	g	3-5	2-3	3-3	1 4 5	4 11	2 0 0	0	21			
22	Gresham, Donnell	g	2-6	2-5	0-1	0 4 4	2 6	2 1 0	1	31			
00	Strong, Jason	g	4-6	0-1	3-3	0 2 2	1 11	1 0 1	1	21			
12	Roland, Jordan	g	1-4	0-3	3-3	0 6 6	1 5	2 1 0	1	25			
13	Franklin, Myles	g	0-0	0-0	0-0	0 0 0	2 0	0 0 0	0	8			
24	Walters, Shaquille	g	0-1	0-0	2-2	0 2 2	0 2	2 1 0	0	14			
Team					1 1 2				2				
Totals		22-42	9-17	15-17	2 23 25	17 68	14 13	1 7	200				
FG % 1st Half: 10-18 55.6% 2nd half: 12-24 50.0% Game: 22-42 52.4% Deadball Rebounds 1,1													
3FG % 1st Half: 3-7 42.9% 2nd half: 6-10 60.0% Game: 9-17 52.9%													
FT % 1st Half: 10-11 90.9% 2nd half: 5-5 83.3% Game: 15-17 88.2%													

Officials: Ray Natili, Mark Schnur, John Hampton  
Technical fouls: Alabama-None. Northeastern-None.  
Attendance: 2648  
Charleston Classic First Round

Score by periods	1st	2nd	Total
Alabama	22	30	52
Northeastern	33	35	68

Points	In	Off	2nd	Fast	
UA	Paint	T/O	Chance	Break	Bench
30	30	7	2	8	18
NU	20	0	0	0	18

Last FG - UA 2nd-01:03, NU 2nd-00:17.  
Largest lead - UA None, NU by 17 2nd-04:58.  
UA led for 00:00. NU led for 39:45. Game was tied for 00:15.  
Score tied - 0 times.  
Lead changed - 0 times.

NORTHEASTERN 81, HARVARD 71 (GAME 2)

**Northeastern vs Harvard**  
**11/09/18 7 p.m. at Lavietes Pavilion - Cambridge, Mass.**

		Total		3-Ptr	Rebounds		PF		TP	A TO Blk		Stl	Min
##	Player	FG-FGA	FG-FGA	FT-FTA	Off Def Tot	PF	TP	A TO Blk	Stl	Min			
33	Murphy, Tomas	f	2-4	0-0	2-2	1 0 1	1 6	1 5 0	0	17			
30	Green, Anthony	c	3-5	0-0	0-0	2 6 8	3 6	0 2 0	1	22			
04	Pusica, Vasa	g	2-10	1-5	5-6	0 3 3	2 10	3 3 0	3	35			
20	Brace, Bolden	g	3-4	1-2	1-1	0 3 3	1 8	0 1 0	1	34			
22	Gresham, Donnell	g	4-7	3-5	2-2	0 3 3	1 13	5 2 0	2	37			
00	Strong, Jason	g	0-0	0-0	0-0	0 0 0	0 0	0 0 0	0	1			
11	Miller, Jeremy	g	0-2	0-0	0-0	0 3 3	3 0	2 0 1	1	13			
12	Roland, Jordan	g	9-13	7-10	10-11	0 3 3	3 35	2 2 0	1	30			
13	Franklin, Myles	g	1-1	1-1	0-0	0 0 0	3 0	0 0 0	0	11			
Team					1 3 4				1				
Totals		24-46	13-23	20-22	4 24 28	14 81	13 16	1 9	200				
FG % 1st Half: 11-24 45.8% 2nd half: 13-22 59.1% Game: 24-46 52.2% Deadball Rebounds 2													
3FG % 1st Half: 6-11 54.5% 2nd half: 7-12 58.3% Game: 13-23 56.5%													
FT % 1st Half: 5-5 100.0% 2nd half: 15-17 88.2% Game: 20-22 90.9%													

Harvard 71 • 1-1															
##	Player		Total		3-Ptr	Rebounds			PF		A TO Blk			Stl	Min
			FG-FGA	FG-FGA	FT-FTA	Off	Def	Tot		TP					
00	Lewis,Chris	f	7-9	0-0	3-6	0	4	4	2	17	2	3	2	3	30
30	Djuricic,Danilo	f	2-4	1-3	0-0	0	1	1	2	5	0	0	0	0	21
05	Haskett, Rio	g	5-10	3-5	2-2	1	2	3	4	15	3	2	0	1	33
20	Bassey,Justin	g	5-10	1-5	1-3	2	3	5	2	12	1	2	0	3	33
22	Juzang,Christian	g	4-9	3-6	2-3	1	4	5	3	13	6	3	0	0	35
10	Kirkwood,Noah		0-1	0-0	0-0	0	0	0	3	0	0	1	0	1	6
12	Freedman, Spencer		3-3	3-3	0-0	0	0	0	3	9	0	1	0	0	17
25	Johnson, Corey		0-0	0-0	0-0	0	0	0	0	0	1	0	0	0	6
35	Baker, Robert		0-5	0-1	0-0	0	3	3	0	0	0	0	0	0	12
44	Welsh, Henry		0-0	0-0	0-0	0	1	1	1	0	0	1	0	0	7
Team						0	0	0				1			
Totals			26-51	11-23	8-14	4	18	22	20	71	13	14	2	8	200
FG % 1st Half: 13-28			46.4%	2nd half: 13-23	56.5%	Game: 26-51			51.0%	Deadball					
3FG % 1st Half: 5-13			38.5%	2nd half: 6-10	60.0%	Game: 11-23			47.8%	Rebounds					
FT % 1st Half: 2-2			100.0	2nd half: 6-12	50.0%	Game: 8-14			57.1%	4					



GAME BOXES

DAVIDSON 71, NORTHEASTERN 59 (GAME 5)

Northeastern vs Davidson  
11/18/18 6:00 pm at Charleston, S.C. (TD Arena)

Northeastern 59 • 2-3																
##	Player		Total		3-Ptr		Rebounds			PF	TP	A	TO	Blk	Stl	Min
			FG-FGA	FG-FGA	FT-FTA	Off	Def	Tot								
30	Green, Anthony	c	4-5	0-0	0-0	1	0	1	0	8	0	1	0	0	11	
04	Pusica, Vasa		1-6	0-4	0-0	0	2	2	3	2	3	5	0	0	22	
13	Franklin, Myles	g	0-6	0-4	2-2	1	3	4	3	2	1	2	0	1	28	
20	Brace, Bolden	g	5-10	2-6	0-0	1	1	2	2	12	2	2	0	2	33	
22	Gresham, Donnell	g	2-9	1-5	4-4	1	9	10	1	9	6	1	0	2	39	
00	Strong, Jason		3-5	3-5	0-0	0	0	0	2	9	0	0	0	0	11	
11	Miller, Jeremy		2-2	1-1	0-0	1	1	2	2	5	0	0	0	0	9	
12	Roland, Jordan		2-7	2-6	0-0	1	1	2	0	6	1	0	0	2	21	
24	Walters, Shaquille		1-3	0-0	0-0	1	0	1	1	2	0	1	0	0	6	
33	Murphy, Tomas		2-7	0-1	0-1	2	5	7	1	4	1	0	0	1	20	
Team						1	2	3								
Totals			22-60	9-32	6-7	10	24	34	15	59	14	12	0	8	200	
FG % 1st Half: 11-30 36.7%			2nd half: 11-30 36.7%	Game: 22-60 36.7%												Deadball
3FG % 1st Half: 4-18 22.2%			2nd half: 5-14 35.7%	Game: 9-32 28.1%												Rebounds
FT % 1st Half: 2-2 100.0			2nd half: 4-5 80.0%	Game: 6-7 85.7%												0

Davidson 71 • 4-1

		Total	3-Ptr	Rebounds											
##	Player	FG-FGA	FG-FGA	FT-FTA	Off	Def	Tot	PF	TP	A	TO	Blk	Stl	Min	
35	BRAJKOVIC, Luka	f	6-9	1-1	4-5	2	9	11	1	17	0	2	0	1	25
03	GUDMUNDSSON, Jon A	g	3-8	1-2	4-5	0	1	1	3	11	8	1	0	0	24
20	PRITCHETT, KiShawn	g	1-4	1-3	1-2	0	1	1	3	4	1	3	1	1	24
31	GRADY, Kellan	g	4-10	0-4	0-1	0	6	6	1	8	4	3	0	3	38
34	FRAMPTON, Luke	g	2-7	2-5	5-5	0	1	1	0	11	1	1	1	2	31
01	EKWU, Nathan		1-1	0-0	0-0	0	2	2	0	2	0	0	0	0	5
24	COLLINS, Carter		3-5	2-2	0-1	3	5	8	2	8	2	1	0	1	27
43	KOVACEVIC, Dusan		1-2	0-1	0-0	1	1	2	1	2	2	2	0	0	9
53	CZERAPOWICZ, David		3-7	2-6	0-0	0	1	1	1	8	0	0	0	0	17
Team					1	1	2			1					
Totals		24-53	9-24	14-19	7	28	35	12	71	18	14	2	8	200	
FG % 1st Half: 11-28 39.3%		2nd half: 13-25 52.0%	Game: 24-53 45.3%		Deadball Rebounds										
3FG % 1st Half: 5-15 33.3%		2nd half: 4-9 44.4%	Game: 9-24 37.5%		3,1										
FT % 1st Half: 1-2 50.0%		2nd half: 13-17 76.5%	Game: 14-19 73.7%												

Officials: Ray Natili, Rick Crawford, Jeb Hartness  
Technical fouls: Northeastern-None. Davidson-None.  
Attendance: Charleston Classic Third Place Game

Score by periods	1st	2nd	Total
Northeastern	28	31	59
Davidson	28	43	71

Last FG - NU 2nd-01:57, DAV 2nd-03:04.  
Largest lead - NU by 2 1st-19:44, DAV by 17 2nd-09:45.  
NU led for 04:45. DAV led for 31:25. Game was tied for 03:50.

Score tied - 3 times.  
Lead changed - 13 times.

NORTHEASTERN 96, BUCKNELL 78 (GAME 7)

Northeastern vs Bucknell  
12/28/18 7:00 pm at Lewisburg, Pa. (Sojka Pavilion)

Northeastern 96 • 3-4																
##	Player		Total		3-Ptr		Rebounds			PF	TP	A	TO	Blk	Stl	Min
			FG-FGA	FG-FGA	FT-FTA	Off	Def	Tot								
00	Strong, Jason	f	7-9	2-2	0-0	2	3	5	4	16	0	1	0	1	1	15
30	Green, Anthony	c	4-5	0-0	3-4	1	0	1	2	11	2	0	1	0	1	18
12	Roland, Jordan	g	7-9	3-5	0-0	0	3	3	0	17	2	2	1	1	1	32
20	Brace, Bolden	g	3-6	3-6	0-0	0	4	4	1	9	5	2	0	1	1	30
22	Gresham, Donnell	g	5-9	3-6	3-3	0	4	4	1	16	11	2	0	3	3	35
11	Miller, Jeremy		1-5	0-2	2-2	0	4	4	4	4	0	0	1	0	1	19
13	Franklin, Myles		1-3	0-2	0-0	0	1	1	1	2	2	0	0	0	0	16
24	Walters, Shaquille		0-2	0-0	0-0	0	0	0	1	0	1	0	0	1	1	11
33	Murphy, Tomas		8-14	1-2	4-5	2	10	12	3	21	1	0	0	2	2	24
Team						1	0	1								
Totals			36-62	12-25	12-14	6	29	35	17	96	24	7	3	9	200	
FG % 1st Half: 21-30 70.0%			2nd half: 15-32 46.9%	Game: 36-62 58.1%			Deadball Rebounds									
3FG % 1st Half: 6-12 50.0%			2nd half: 6-13 46.2%	Game: 12-25 48.0%			2									
FT % 1st Half: 8-9 88.9%			2nd half: 4-5 80.0%	Game: 12-14 85.7%												

Bucknell 78 • 2-3

		Total	3-Ptr		Rebounds											
##	Player		FG-FGA	FG-FGA	FT-FTA	Off	Def	Tot	PF	TP	A	TO	Blk	Stl	Min	
13	Bruce Moore	f	6-9	1-3	3-7	0	3	3	0	16	1	1	0	0	26	
04	Nate Sestina	c	4-8	2-5	0-0	2	1	3	2	10	0	2	0	0	22	
01	Kimbal Mackenzie	g	4-9	2-6	3-3	0	1	1	1	13	4	1	0	0	29	
03	Jimmy Sotos	g	2-5	2-3	0-1	0	2	2	0	6	8	3	0	2	28	
11	Avi Toomer	g	4-6	1-1	0-0	1	1	2	3	9	1	0	0	1	16	
00	Paul Newman		1-3	0-0	9-10	1	2	3	3	11	0	2	2	1	22	
02	Walter Ellis		3-5	3-3	0-0	0	1	1	4	9	0	1	0	1	18	
10	Andrew Funk		1-5	0-2	0-0	0	0	0	0	2	2	0	0	0	19	
14	Ben Robertson		0-0	0-0	0-1	0	4	4	0	0	0	0	0	1	9	
15	Nate Jones		0-2	0-2	0-0	0	2	2	0	0	0	0	0	0	9	
23	Kahlil Spear		1-1	0-0	0-0	0	0	0	0	2	0	0	0	0	2	
Team						0	1	1								
Totals			26-53	11-25	15-22	4	18	22	15	78	16	10	2	6	200	
FG % 1st Half: 13-27		48.1%	2nd half: 13-26	50.0%	Game: 26-53		49.1%									Deadball
3FG % 1st Half: 6-12		50.0%	2nd half: 5-13	38.5%	Game: 11-25		44.0%									Rebounds
FT % 1st Half: 5-8		62.5%	2nd half: 10-14	71.4%	Game: 15-22		68.2%									1,2

Officials: Louie Andrakakos, Lionel Butler,Greg Evans  
Technical fouls: Northeastern-None. Bucknell-None.  
Attendance: 2121  
2018-19 Men's Basketball. Round: 0. Bucknell vs Northeastern. Played at .

Score by periods	1st	2nd	Total
Northeastern	56	40	96
Bucknell	37	41	78

Last FG - NU 2nd-00:13, BUCK 2nd-00:51.  
Largest lead - NU by 25 2nd-14:06, BUCK None.  
NU led for 38:59. BUCK led for 00:00. Game was tied for 01:01.

Score tied - 0 times.  
Lead changed - 0 times.

DAVIDSON 78, NORTHEASTERN 69 (GAME 6)

Northeastern vs Davidson  
11/24/18 1:00 PM at Davidson, N.C. -- John M. Belk Arena

Northeastern 69 • 2-4															
##	Player	Total		3-Ptr	Rebounds			PF	TP	A	TO	Blk	Stl	Min	
		FG-FGA	FG-FGA	FT-FTA	Off	Def	Tot								
00	Strong, Jason	*	0-4	0-2	0-0	0	2	2	1	0	0	1	0	0	11
12	Roland, Jordan	*	8-14	6-9	1-1	0	2	2	2	23	0	2	0	2	38
20	Brace, Bolden	*	2-6	1-3	5-7	1	6	7	2	10	2	2	0	1	37
22	Gresham, Donnell	*	3-8	1-4	4-6	1	3	4	3	11	4	3	0	2	37
30	Green, Anthony	*	2-4	0-0	1-2	1	2	3	1	5	0	1	0	1	15
11	Miller, Jeremy	*	1-1	0-0	0-1	1	1	2	2	2	0	1	1	0	7
13	Franklin, Myles	*	1-3	0-1	0-0	0	1	1	2	2	3	2	0	0	17
24	Walters, Shaquille	*	1-2	0-0	2-5	0	5	5	2	4	1	1	1	1	21
33	Murphy, Tomas	*	4-8	0-0	4-4	2	1	3	5	12	1	1	0	0	17
Team						1	0	1				1			
Totals			22-50	8-19	17-26	7	23	30	20	69	11	15	2	7	200
FG % 1st Half: 13-27 48.1%		2nd half: 9-23 39.1%	Game: 22-50 44.0%		Deadball Rebounds										
3FG % 1st Half: 5-10 50.0%		2nd half: 3-9 33.3%	Game: 8-19 42.1%		3										
FT % 1st Half: 1-3 33.3%		2nd half: 16-23 69.6%	Game: 17-26 65.4%												

Davidson 78 • 5-1

#	Player		Total	3-Ftr	Rebounds			PF	TP	A	TO	Blk	Stl	Min	
			FG-FGA	FG-FGA	FT-FTA	Off	Def								Tot
03	GUDMUNDSSON, Jon A	*	4-10	2-6	6-6	0	5	5	3	16	1	5	0	3	33
20	PRITCHETT, KiShawn	*	2-5	1-3	1-2	4	6	10	3	6	2	2	0	2	30
31	GRADY, Kellan	*	11-19	2-5	6-6	0	2	2	3	30	3	3	2	1	39
34	FRAMPTON, Luke	*	2-9	1-7	0-0	0	4	4	2	5	2	0	0	0	27
35	BRAJKOVIC, Luka	*	5-7	0-0	2-3	2	3	5	4	12	1	0	0	2	30
01	EKWU, Nathan		0-0	0-0	0-0	0	1	1	2	0	0	1	0	0	0+
24	COLLINS, Carter		2-3	0-1	2-3	2	1	3	4	6	0	0	0	0	20
43	KOVACEVIC, Dusan		0-3	0-1	0-0	0	1	1	1	0	1	0	1	0	8
53	CZERAPOWICZ, David		1-3	1-3	0-0	0	2	2	0	3	1	1	0	0	13
Team						3	2	5							
Totals			27-59	7-26	17-20	27	27	38	22	78	11	12	3	8	200
FG % 1st Half: 15-30		50.0%	2nd half: 12-29	41.4%	Game: 27-59		45.8%								Deadball Rebounds
3FG % 1st Half: 5-14		35.7%	2nd half: 2-12	16.7%	Game: 7-26		26.9%								
FT % 1st Half: 6-7		85.7%	2nd half: 11-13	84.6%	Game: 17-20		85.0%								

GAME BOXES

SYRACUSE 72, NORTHEASTERN 49 (GAME 9)

Northeastern vs Syracuse  
12/4/18 7:02 p.m. at Carrier Dome, Syracuse, N.Y.

Northeastern 49 • 4-5

#	Player		Total		3-Ptr		Rebounds		PF	TP	A	TO	Blk	Stl	Min
			FG-FGA	FG-FGA	FT-FTA	Off	Def	Tot							
22	Gresham, Donnell	f	3-8	3-7	1-2	0	3	3	2	10	3	1	0	2	37
30	Green, Anthony	f	2-4	0-0	0-0	0	3	3	1	4	0	2	0	1	22
33	Murphy, Tomas	c	7-10	0-0	3-5	4	4	8	2	17	1	0	0	0	30
12	Roland, Jordan	g	3-13	2-11	1-1	0	2	2	1	9	4	1	0	1	32
20	Brace, Bolden	g	1-6	1-5	0-0	1	3	4	2	3	1	1	0	0	24
00	Strong, Jason		0-5	0-4	2-2	0	2	2	2	2	0	1	0	0	21
11	Miller, Jeremy		1-2	0-0	0-0	1	2	3	3	2	0	2	0	0	11
13	Franklin, Myles		0-0	0-0	2-2	0	1	1	0	2	1	0	0	0	8
24	Walters, Shaquille		0-2	0-1	0-0	0	1	1	1	0	1	3	0	0	14
	Team					1	1	2							
Totals			17-50	6-28	9-12	7	22	29	14	49	11	11	0	4	199
FG % 1st Half: 8-22 36.4%			2nd half: 9-28 32.1%		Game: 17-50 34.0%										Deadball
3FG % 1st Half: 4-12 33.3%			2nd half: 2-16 12.5%		Game: 6-28 21.4%										Rebounds
FT % 1st Half: 3-3 100.0			2nd half: 6-9 66.7%		Game: 9-12 75.0%										1

Syracuse 72 • 6-2

#	Player	Total		3-Ptr		Rebounds		PF	TP	A	TO	Blk	Stl	Min	
		FG-FGA	FG-FGA	FT-FTA	Off	Def	Tot								
11	Oshae Brissett	f	7-15	2-7	5-6	7	7	14	2	21	2	0	1	0	33
33	Elijah Hughes	f	6-11	3-8	2-2	2	2	4	1	17	3	2	1	1	29
13	Paschal Chukwu	c	3-3	0-0	2-4	2	5	7	4	8	0	0	2	1	22
23	Frank Howard	f	1-5	0-3	0-0	0	0	0	1	2	6	2	0	4	22
25	Tyus Battle	g	1-7	0-4	0-0	0	2	2	2	3	0	0	0	0	27
00	Adrian Autry		0-1	0-1	0-0	0	0	0	0	0	0	0	0	0	1
04	Antonio Balandi		0-0	0-0	0-0	0	0	0	0	0	0	0	0	0	1
05	Jalen Carey		2-5	0-0	0-3	0	5	5	2	4	3	1	1	1	17
12	Brendan Paul		0-0	0-0	0-0	0	0	0	0	0	0	0	0	0	1
20	Robert Braswell		1-1	1-1	2-2	0	2	2	0	5	0	0	0	0	5
21	Marek Dolezal		1-1	0-0	0-0	0	5	5	3	2	2	2	0	0	18
34	Bourama Sidibe		0-1	0-0	0-0	1	0	1	0	0	0	0	0	0	5
35	Buddy Boenheim		4-10	3-7	0-0	1	0	1	0	11	1	0	0	1	18
54	Ky Feldman		0-0	0-0	0-0	0	0	0	0	0	0	0	0	0	1
	Team					2	0	2							
	Totals		26-60	9-31	11-17	15	28	43	15	72	20	7	5	8	200
	FG % 1st Half: 13-30	43.3%	2nd half: 13-30	43.3%	Game: 26-60	43.3%	Deadball Rebounds 3								
	3FG % 1st Half: 5-15	33.3%	2nd half: 4-16	25.0%	Game: 9-31	29.0%									
	FT % 1st Half: 4-6	66.7%	2nd half: 7-11	63.6%	Game: 11-17	64.7%									

Officials: Ted Valentine, Bill Covington, A.J. Desai  
Technical fouls: Northeastern-None. Syracuse-None.  
Attendance: 20416

Score by periods	1st	2nd	Total
Northeastern	23	26	49
Syracuse	35	37	72

Last FG - NU 2nd-00:26, SYR 2nd-01:11.  
Largest lead - NU by 2 1st-15:05, SYR by 25 2nd-00:51.  
NU led for 00:20. SYR led for 38:10. Game was tied for 01:30.

Points	In Paint	Off T/O	2nd Chance	Fast Break	Bench
NU	22	5	8	7	6
SYR	32	14	19	9	22

Score tied - 1 time.  
Lead changed - 2 times.

VERMONT 75, NORTHEASTERN 70 (GAME 11)

Northeastern vs Vermont  
12/16/18 2:00 p.m. at Brennan Court Patrick Gym, Burlington Vt

Northeastern 70 • 5-6

#	Player		Total		3-Ptr		Rebounds			PF	TP	A	TO	Blk	Stl	Min
			FG-FGA	FG-FGA	FT-FTA	Off	Def	Tot								
12	Roland, Jordan	*	8-16	2-8	2-2	1	3	4	2	20	2	1	0	1	38	
20	Brace, Bolden	*	4-6	2-4	1-2	2	4	6	4	11	1	1	0	2	22	
22	Gresham, Donnell	*	5-10	2-4	0-0	0	3	3	3	12	2	4	0	1	35	
30	Green, Anthony	*	1-2	0-0	4-6	1	1	2	2	6	0	2	1	0	16	
33	Murphy, Tomas	*	0-2	0-1	0-0	0	1	1	1	0	1	1	0	0	18	
00	Strong, Jason		5-10	2-4	1-2	1	5	6	5	13	1	2	0	0	23	
01	Oceus, Shawn		1-5	0-3	1-2	0	1	1	3	3	2	3	0	2	19	
11	Miller, Jeremy		2-3	0-1	0-0	0	6	6	3	4	0	1	1	2	19	
13	Franklin, Myles		0-1	0-0	1-4	0	2	2	2	1	2	0	0	0	10	
	Team					0	2	2								
	Totals		26-55	8-25	10-18	5	28	33	25	70	11	16	2	8	200	
FG % 1st Half: 12-26 46.2%			2nd half: 14-29 48.3%			Game: 26-55 47.3%			Deadball Rebounds 3							
3FG % 1st Half: 3-11 27.3%			2nd half: 5-14 35.7%			Game: 8-25 32.0%										
FT % 1st Half: 2-2 100.0			2nd half: 8-16 50.0%			Game: 10-18 55.6%										

Vermont 75 • 8-3

#	Player		Total		3-Ptr		Rebounds			PF	TP	A	TO	Blk	Stl	Min
			FG-FGA	FG-FGA	FT-FTA	Off	Def	Tot								
00	Smith, Stef	*	6-13	1-4	0-3	1	4	5	4	13	3	1	0	2	28	
03	Lamb, Anthony	*	6-16	0-4	5-8	1	7	8	1	17	2	4	0	0	36	
04	Duncan, Robin	*	2-4	0-1	4-4	1	3	4	3	8	2	2	0	0	25	
05	Dingba, Samuel	*	2-2	0-0	0-0	3	2	5	2	4	0	0	0	2	18	
20	Duncan, Ernie	*	4-9	0-3	0-1	0	1	1	0	8	1	2	0	0	14	
14	Moll, Isaiah		2-5	0-2	2-4	0	5	5	3	6	1	1	1	0	22	
15	Kpedi, Ra		0-0	0-0	0-0	0	0	0	0	0	0	0	0	0	2	
21	Duncan, Everett		3-5	2-4	5-5	1	1	2	4	13	0	2	0	2	29	
24	Shungu, Ben		2-3	0-0	2-2	0	3	3	2	6	1	0	0	1	26	
	Team					0	3	3								
	Totals		27-57	3-18	18-27	7	29	36	19	75	10	12	1	7	200	
FG % 1st Half: 12-28 42.9%			2nd half: 15-29 51.7%			Game: 27-57 47.4%			Deadball Rebounds 4							
3FG % 1st Half: 3-13 23.1%			2nd half: 0-5 0.0%			Game: 3-18 16.7%										
FT % 1st Half: 2-3 66.7%			2nd half: 16-24 66.7%			Game: 18-27 66.7%										

Officials: Ron Tyburski, Andrew Maira, Carl Luciano  
Technical fouls: Northeastern-None. Vermont-None.  
Attendance: 2629

Score by periods	1st	2nd	Total
Northeastern	29	41	70
Vermont	29	46	75

Last FG - NU 2nd-00:03, VERMONT 2nd-01:47.  
Largest lead - NU by 4 1st-12:56, VERMONT by 13 2nd-02:50.  
NU led for 09:29. VERMONT led for 24:56. Game was tied for 05:35.

Points	In Paint	Off T/O	2nd Chance	Fast Break	Bench
NU	34	15	6	4	21
VERMONT	38	22	9	6	25

Score tied - 5 times.  
Lead changed - 9 times.

NORTHEASTERN 92, OAKLAND 83 (GAME 10)

Oakland vs Northeastern  
12/08/18 4:05 PM at Boston, Mass. (Matthews Arena)

Oakland 83 • 4-6

#	Player		Total		3-Ptr		Rebounds		PF	TP	A	TO	Blk	Stl	Min	
			FG-FGA	FG-FGA	FT-FTA	Off	Def	Total								
14	HILL-MAIS,Xavier	f	7-19	3-7	5-5	1	3	4	22	2	2	1	4	28		
01	NORRIS,Braden	g	1-5	0-2	0-0	0	2	2	3	2	4	2	0	40		
10	NEWMAN,Karmari	g	5-8	3-6	6-6	0	2	2	3	19	1	2	0	37		
21	CUMBERLAND,Jaevin	g	7-14	5-9	2-5	1	1	2	4	21	3	1	0	3	37	
22	BECK,James	g	3-3	0-0	1-2	0	6	6	0	7	2	1	0	1	20	
02	MADDOX,Tray		0-0	0-0	0-0	0	0	0	0	0	0	0	0	0	1	
04	SCOTT,Stan		1-2	0-0	0-0	0	1	1	0	2	0	0	0	0	6	
13	BRECHTING,Brad		0-2	0-0	2-2	1	1	2	2	2	0	1	0	0	11	
15	NOBLES,Jordan		3-4	2-3	0-0	0	2	2	4	8	1	1	0	0	20	
Team						1	0	1								
Totals				27-57	13-27	16-20	4	18	22	20	83	13	10	1	10	200
FG % 1st Half: 12-27 44.4% 2nd half: 15-30 50.0% Game: 27-57 47.4%																Deadball Rebounds 1
3FG % 1st Half: 4-12 33.3% 2nd half: 9-15 60.0% Game: 13-27 48.1%																
FT % 1st Half: 4-4 100.0 2nd half: 12-16 75.0% Game: 16-20 80.0%																

## NORTHEASTERN 93, DREXEL 83 (GAME 13)

**Drexel vs Northeastern**  
**12/28/18 7:05 p.m. at Boston, Mass. (Matthews Arena)**

		Total		3-Ptr	Rebounds			PF		TP	A		Blk	Stl	Min
##	Player	FG-FGA	FG-FGA	FT-FTA	Off	Def	Tot								
30	DEMIR, Alihan	f	6-11	0-1	2-5	5	5	10	1	14	1	6	1	1	32
51	BUTLER, James	f	3-6	0-0	0-0	1	7	8	3	6	1	0	1	0	26
03	HARPER, Troy	g	8-15	2-3	10-11	1	2	3	4	28	0	1	0	0	37
11	WYNTER, Camren	g	7-14	1-3	0-0	0	4	4	2	15	4	3	0	2	39
23	JOHN, Trevor	g	4-10	2-7	0-0	1	0	1	2	10	3	0	0	0	27
00	WASHINGTON,Coletran		1-3	1-1	0-0	0	1	1	1	3	0	0	0	0	15
02	DOLES, Jarvis		2-3	1-2	0-0	1	1	2	2	5	0	0	0	0	8
13	PERRY JR., Tim		1-1	0-0	0-0	0	1	2	3	4	2	0	0	1	13
15	JURIC, Matej		0-1	0-0	0-0	0	0	0	3	0	1	0	0	0	3
Team						0	0	0							
Totals			32-64	7-17	12-16	9	23	32	22	83	10	10	3	3	200
FG % 1st Half: 13-27		48.1%	2nd half: 19-37	51.4%	Game: 32-64		50.0%	Deadball							
3FG % 1st Half: 3-5		60.0%	2nd half: 4-12	33.3%	Game: 7-17		41.2%	Rebounds							
FT % 1st Half: 7-9		77.8%	2nd half: 5-7	71.4%	Game: 12-16		75.0%	2							

		Total		3-Ptr	Rebounds			PF		TP	A		Blk	Stl	Min
##	Player	FG-FGA	FG-FGA	FT-FTA	Off	Def	Tot								
30	Green, Anthony	c	9-10	0-0	3-4	3	8	11	2	21	0	2	1	1	26
04	Pusica, Vasa	g	9-15	2-3	9-11	0	5	5	0	29	4	1	1	1	35
12	Roland, Jordan	g	7-12	5-8	2-3	0	0	0	1	21	4	1	1	2	32
20	Brace, Bolden	g	3-5	2-4	0-0	0	3	3	4	8	1	1	0	1	32
22	Gresham, Donnell	g	1-5	1-3	2-2	0	0	0	3	5	1	0	0	2	25
00	Strong, Jason		0-0	0-0	0-0	1	1	2	0	0	0	0	0	0	9
01	Oceus, Shawn		2-7	1-3	0-2	1	1	2	4	5	1	0	0	0	20
11	Miller, Jeremy		1-1	0-0	0-0	1	1	2	0	2	0	0	0	0	6
13	Franklin, Myles		0-0	0-0	2-2	0	1	1	0	2	0	0	0	0	1
24	Walters, Shaquille		0-0	0-0	0-0	0	1	1	1	0	0	1	0	0	2
33	Murphy, Tomas		0-2	0-0	0-0	1	2	3	0	0	0	3	0	0	12
Team						0	2	2							
Totals			32-57	11-21	18-24	7	25	32	15	93	11	9	3	7	200
FG % 1st Half: 14-28		50.0%	2nd half: 18-29	62.1%	Game: 32-57		56.1%	Deadball							
3FG % 1st Half: 4-10		40.0%	2nd half: 7-11	63.6%	Game: 11-21		52.4%	Rebounds							
FT % 1st Half: 9-11		81.8%	2nd half: 9-13	69.2%	Game: 18-24		75.0%	1							

Officials: Anthony Burris, Jeremy Mosier, Michael Luckie  
Technical fouls: Drexel-None. Northeastern-None.  
Attendance: 845

Score by periods		1st	2nd	Total
Drexel		36	47	<b>83</b>
Northeastern		41	52	<b>93</b>

Points	In	Off	2nd	Fast	
DREXEL	Paint	T/O	Chance	Break	Bench
NU	40	12	16	8	10
	36		16	7	9

Last FG - DREXEL 2nd-00:17, NU 2nd-01:24.  
Largest lead - DREXEL by 5 1st-10:19, NU by 11 2nd-05:29.  
DREXEL led for 04:49, NU led for 30:46. Game was tied for 04:25.

Score tied - 6 times.  
Lead changed - 4 times.

## HOFSTRA 75, NORTHEASTERN 72 (GAME 15)

**Northeastern vs Hofstra**  
**01/05/19 4:00 pm at Hempstead, N.Y. (Mack Sports Complex)**

		Total		3-Ptr	Rebounds			PF		TP	A		Blk	Stl	Min
##	Player	FG-FGA	FG-FGA	FT-FTA	Off	Def	Tot								
30	Green, Anthony	c	2-7	0-0	2-2	5	4	9	3	6	3	3	1	0	29
01	Oceus, Shawn	g	5-8	3-5	0-1	0	5	5	4	13	1	0	4	0	35
04	Pusica, Vasa	g	4-10	2-8	1-4	0	2	2	1	11	5	0	0	0	33
20	Brace, Bolden	g	7-12	1-4	2-3	1	2	3	2	17	6	2	0	1	38
22	Gresham, Donnell	g	2-6	1-3	2-3	1	6	7	1	7	5	0	0	1	29
11	Miller, Jeremy		0-0	0-0	0-0	0	1	1	2	0	0	0	0	0	2
12	Roland, Jordan		4-9	4-8	2-2	0	2	2	4	14	0	1	0	0	20
24	Walters, Shaquille		0-0	0-0	0-0	0	0	0	0	0	0	0	0	0	5
33	Murphy, Tomas		1-2	0-0	2-2	0	1	1	1	4	0	1	0	0	9
Team						0	1	1							
Totals			25-54	11-28	11-17	7	24	31	18	72	20	8	5	2	200
FG % 1st Half: 12-27		44.4%	2nd half: 13-27	48.1%	Game: 25-54		46.3%	Deadball							
3FG % 1st Half: 6-14		42.9%	2nd half: 5-14	35.7%	Game: 11-28		39.3%	Rebounds							
FT % 1st Half: 4-8		50.0%	2nd half: 7-9	77.8%	Game: 11-17		64.7%	2,1							

		Total		3-Ptr	Rebounds			PF		TP	A		Blk	Stl	Min
##	Player	FG-FGA	FG-FGA	FT-FTA	Off	Def	Tot								
23	Jacquil Taylor	f	4-5	0-0	2-3	1	5	6	4	10	2	0	1	0	25
00	Tareq Coburn	f	2-6	0-2	1-1	3	4	7	2	5	0	0	0	0	34
03	Justin Wright-Forema	g	15-30	4-7	8-9	0	7	7	2	42	1	2	0	0	40
04	Desure Buie	g	2-8	1-4	2-2	0	4	4	0	7	5	2	0	0	34
05	Eli Pemberton	g	3-8	0-1	2-4	1	2	3	2	8	2	0	0	0	37
20	Jalen Ray		1-1	1-1	0-0	0	1	1	3	3	0	1	0	0	16
30	Dan Dwyer		0-0	0-0	0-0	2	1	3	2	0	2	0	0	0	14
Team						1	0	1							
Totals			27-58	6-15	15-19	8	24	32	15	75	12	5	1	0	200
FG % 1st Half: 16-31		51.6%	2nd half: 11-27	40.7%	Game: 27-58		46.6%	Deadball							
3FG % 1st Half: 2-9		22.2%	2nd half: 4-6	66.7%	Game: 6-15		40.0%	Rebounds							
FT % 1st Half: 6-6		100.0	2nd half: 9-13	69.2%	Game: 15-19		78.9%	2,2							

Officials: Sean Hull,Lionel Butler,Paul Faia  
Technical fouls: Northeastern-None. Hofstra-None.  
Attendance: 1618  
2018-19 Men's Basketball. Round: 0. Hofstra vs Northeastern. Played at .

Score by periods		1st	2nd	Total
Northeastern		34	38	<b>72</b>
Hofstra		40	35	<b>75</b>

Points	In	Off	2nd	Fast	
NU	Paint	T/O	Chance	Break	Bench
HOFSTR	24	4	5	4	18
	28	9	4	3	3

Last FG - NU 2nd-05:11, HOFSTRA 2nd-00:00.  
Largest lead - NU by 9 2nd-05:11, HOFSTRA by 10 1st-03:51.  
NU led for 12:40, HOFSTRA led for 23:35. Game was tied for 03:45.

Score tied - 7 times.  
Lead changed - 7 times.

## DELAWARE 82, NORTHEASTERN 80 2 OT (GAME 14)

**Delaware vs Northeastern**  
**12/30/18 5:05 PM at Boston, Mass. (Matthews Arena)**

		Total		3-Ptr	Rebounds			PF		TP	A		Blk	Stl	Min
##	Player	FG-FGA	FG-FGA	FT-FTA	Off	Def	Tot								
32	Veretto, Matt	f	0-1	0-0	0-0	1	3	4	2	0	1	0	1	0	19
00	Allen, Ryan	g	5-15	3-7	6-10	0	3	3	3	19	0	0	0	1	45
01	Anderson, Kevin	g	2-11	1-5	1-2	2	2	4	1	6	3	4	0	0	42
04	Bryant, Darian	g	3-6	1-2	0-0	1	3	4	2	7	0	0	0	0	42
05	Carter, Eric	g	6-8	0-0	6-9	1	9	10	5	18	3	6	0	0	31
12	Horton, Ithiel		9-14	4-7	5-5	0	3	3	4	27	0	1	0	0	41
13	Johnson, Ryan		0-0	0-0	0-0	1	1	2	0	0	1	0	0	0	11
33	Goss, Collin		2-4	0-2	1-2	2	6	8	4	5	2	1	0	0	19
Team						2	0	2							
Totals			27-59	9-23	19-28	10	30	40	21	82	13	13	1	1	250
FG % 1st Half: 9-25		36.0%	2nd half: 13-24	54.2%	OT: 5-10		50.0%	Game: 27-59		45.8%	Deadball				
3FG % 1st Half: 3-10		30.0%	2nd half: 5-10	50.0%	OT: 1-3		33.3%	Game: 9-23		39.1%	Rebounds				
FT % 1st Half: 8-13		61.5%	2nd half: 4-5	80.0%	OT: 7-10		70.0%	Game: 19-28		67.9%	4				

Northeastern 80 • 7-7, 1-1 CAA																
##	Player	Total		3-Ptr	Rebounds			PF		TP	A		Blk	Stl	Min	
		FG-FGA	FG-FGA	FT-FTA	Off	Def	Tot	1	2		1	2				
20	Brace, Bolden	f	7-8	3-4	1-2	4	6	10	3	18	6	1	1	0	48	
30	Green, Anthony	f	5-8	0-0	3-5	1	4	5	4	13	1	4	1	0	31	
04	Pusica, Vasa	g	4-11	2-4	1-3	1	3	4	4	11	5	5	1	1	40	
12	Roland, Jordan	g	4-10	2-7	5-5	1	1	2	1	15	1	0	0	2	38	
22	Gresham, Donnell	g	2-7	1-4	7-10	1	10	11	1	12	3	1	0	1	42	
00	Strong, Jason		2-5	0-1	0-0	1	0	1	1	4	0	0	0	0	10	
01	Oceus, Shawn		2-7	0-3	0-0	0	2	2	2	4	0	2	0	1	29	
11	Miller, Jeremy		0-2	0-1	0-0	0	0	0	1	0	0	1	0	0	7	
33	Murphy, Tomas		1-2	1-1	0-0	0	0	0	5	3	0	2	0	0	6	
Team						1	1	2								
Totals			27-60	9-25	17-25	10	27	37	22	80	18	14	4	5	251	
FG % 1st Half: 13-24		54.2%	2nd half: 9-23	39.1%	OT: 5-13	38.5%	Game: 27-60		45.0%	Deadball						
3FG % 1st Half: 5-9		55.6%	2nd half: 3-10	30.0%	OT: 1-6	16.7%	Game: 9-25		36.0%	Rebounds						
FT % 1st Half: 3-3		100.0	2nd half: 9-14	64.3%	OT: 5-8	62.5%	Game: 17-25		68.0%	1						



GAME BOXES

NORTHEASTERN 90, WILLIAM & MARY 70 (GAME 17)

Northeastern vs William & Mary  
01/12/19 4:00 pm at Williamsburg, Va. (Kaplan Arena)

		Total		3-Ptr		Rebounds									
		FG-FGA	FG-FGA	FT-FTA	FT-FTA	Off	Def	Tot	PF	TP	A	TO	Blk	Stl	Min
30	Green, Anthony	c	4-5	0-0	0-0	0	2	2	3	8	0	2	0	0	20
01	Occueus, Shawn	g	7-12	5-8	2-3	0	4	4	2	21	8	0	0	2	33
01	Roland, Jordan	g	5-8	2-4	3-3	0	1	1	2	15	2	0	1	3	26
20	Brace, Bolden	g	2-6	1-4	2-2	0	5	5	1	7	4	0	0	0	32
22	Gresham, Donnell	g	4-5	0-1	1-1	0	6	6	2	9	2	2	0	0	28
00	Strong, Jason		0-0	0-0	0-0	0	0	0	2	0	0	0	0	0	5
04	Pusica, Vasa		4-8	1-4	4-4	0	1	1	1	13	2	6	0	0	32
11	Miller, Jeremy		3-4	1-2	0-1	0	0	0	1	7	0	0	0	0	7
13	Franklin, Myles		0-0	0-0	0-0	1	0	1	0	1	0	0	0	0	5
33	Murphy, Tomas		4-7	2-2	0-0	0	2	2	0	10	0	0	0	0	12
Team						1	1	2							
Totals			33-55	12-25	12-14	2	22	24	15	90	19	10	1	7	200
FG % 1st Half: 14-26		53.8%	2nd half: 19-29		65.5%	Game: 33-55		60.0%	Deadball						
3FG % 1st Half: 5-12		41.7%	2nd half: 7-13		53.8%	Game: 12-25		48.0%	Rebounds						
FT % 1st Half: 7-8		87.5%	2nd half: 5-6		83.3%	Game: 12-14		85.7%	1						

William & Mary 70 • 7-11, 3-3 CAA

		Total		3-Ptr		Rebounds									
		FG-FGA	FG-FGA	FT-FTA	FT-FTA	Off	Def	Tot	PF	TP	A	TO	Blk	Stl	Min
13	Nathan Knight	f	7-9	2-2	6-6	3	5	8	4	22	4	6	3	0	26
23	Justin Pierce	f	6-13	1-4	1-3	2	5	7	3	14	2	2	0	0	31
02	Matt Milon	g	2-4	1-3	2-2	0	1	1	1	7	1	2	0	0	26
12	Luke Loewe	g	0-2	0-1	1-2	0	2	2	0	1	1	1	0	0	19
15	Chase Audige	g	2-9	1-3	0-0	3	2	5	2	5	0	2	0	1	30
00	Jihar Williams		0-0	0-0	0-0	0	0	0	0	0	0	0	0	0	1
01	Thornton Scott		0-1	0-1	2-3	0	2	2	0	2	2	1	0	0	21
11	L.J. Owens		6-8	3-4	0-0	1	2	3	4	15	1	2	0	0	21
21	Quinn Blair		0-0	0-0	0-0	0	0	0	0	0	0	0	0	0	1
22	Paul Rowley		1-8	0-4	0-0	0	2	2	1	2	1	0	1	2	22
04	Austin Washburn		0-0	0-0	0-0	0	0	0	0	0	0	0	0	0	1
33	Chris Clark		1-1	0-0	0-0	0	0	0	0	2	1	0	0	0	1
Team						1	0	1							
Totals			25-55	8-22	12-16	10	21	31	15	70	13	16	4	3	200
FG % 1st Half: 12-27		44.4%	2nd half: 13-28		46.4%	Game: 25-55		45.5%	Deadball						
3FG % 1st Half: 5-11		45.5%	2nd half: 3-11		27.3%	Game: 8-22		36.4%	Rebounds						
FT % 1st Half: 5-6		83.3%	2nd half: 7-10		70.0%	Game: 12-16		75.0%	2						

Officials: Matt Oblas,Patrick Harwood,Michael Luckie  
Technical fouls: Northeastern-None. William & Mary-None.  
Attendance: 3367  
2018-19 Men's Basketball. Round: 0. Northeastern vs William & Mary. Played at

Score by periods		1st	2nd	Total			In	Off	2nd	Fast		
		40	50	90			Points	Paint	T/O	Chance	Break	Bench
Northeastern		34	36	70			NU	38	21	0	12	30
William & Mary		34	36	70			WM	32	10	12	3	21

Last FG - NU 2nd-00:21, WM 2nd-00:45.  
Largest lead - NU by 28 2nd-04:22, WM by 5 1st-11:18.  
NU led for 29:16. WM led for 07:50. Game was tied for 02:54.  
Score tied - 4 times.  
Lead changed - 6 times.

NORTHEASTERN 88, UNCW 71 (GAME 19)

UNCW vs Northeastern  
01/19/19 12:05 PM at Boston, Mass. (Matthews Arena)

UNCW 71 • 7-13, 3-4 CAA

		Total		3-Ptr		Rebounds									
		FG-FGA	FG-FGA	FT-FTA	FT-FTA	Off	Def	Tot	PF	TP	A	TO	Blk	Stl	Min
02	Cylla,Jeantal	f	7-12	1-3	2-2	0	4	4	4	17	0	1	1	0	32
15	Cacok,Devontae	f	9-12	0-0	5-8	6	7	13	3	23	0	1	0	1	27
00	Gadsden,Ty	g	5-8	2-4	1-2	1	0	1	3	13	2	2	0	1	23
10	Toews,Kai	g	2-9	0-0	1-2	0	5	5	0	5	7	4	0	0	30
12	Estime,Jay	g	0-2	0-1	0-0	0	2	2	1	0	0	1	0	0	20
01	Fornes,Jaylen		1-1	0-0	0-0	0	1	1	1	2	1	1	0	0	8
04	O'Connell,Shawn		1-1	0-0	1-2	3	3	6	3	3	0	1	0	0	19
21	Taylor,Ty		0-6	0-3	0-0	0	3	3	0	0	1	1	0	1	18
02	Etoroma,Daniel		0-0	0-0	0-0	0	0	0	0	0	0	0	0	0	2
30	Sims,Jaylen		3-7	2-4	0-1	1	0	1	2	8	0	0	0	0	20
33	Kalina,Trey		0-0	0-0	0-0	0	1	1	0	0	0	0	0	0	1
Team						0	1	1							
Totals			28-58	5-15	10-17	11	27	38	17	71	11	12	1	3	200
FG % 1st Half: 17-32		53.1%	2nd half: 11-26		42.3%	Game: 28-58		48.3%	Deadball						
3FG % 1st Half: 3-7		42.9%	2nd half: 2-8		25.0%	Game: 5-15		33.3%	Rebounds						
FT % 1st Half: 1-2		50.0%	2nd half: 9-15		60.0%	Game: 10-17		58.8%	3						

Northeastern 88 • 11-8, 5-2 CAA

		Total		3-Ptr		Rebounds									
		FG-FGA	FG-FGA	FT-FTA	FT-FTA	Off	Def	Tot	PF	TP	A	TO	Blk	Stl	Min
20	Brace, Bolden	f	2-4	1-2	0-0	0	3	3	4	5	3	1	0	3	18
30	Green, Anthony	f	2-4	0-0	3-4	1	1	2	4	7	0	0	0	1	22
01	Occueus, Shawn	g	6-12	4-7	4-5	1	2	3	1	20	1	0	0	0	28
04	Pusica, Vasa	g	8-12	2-5	3-3	0	2	2	3	21	3	1	0	1	34
22	Gresham, Donnell	g	2-6	1-4	1-1	0	6	6	0	6	7	0	1	1	32
00	Strong, Jason		1-3	0-2	0-0	0	0	0	0	2	0	0	0	0	7
11	Miller, Jeremy		0-1	0-1	0-0	2	2	4	2	0	1	1	0	0	9
12	Roland, Jordan		5-12	3-9	4-5	0	2	2	3	17	1	0	0	0	25
13	Franklin, Myles		0-0	0-0	1-2	0	1	1	0	1	0	1	0	0	4
33	Murphy, Tomas		4-7	0-0	1-2	2	3	5	1	9	0	0	0	1	21
Team						1	1	2							
Totals			30-61	11-30	17-22	7	23	30	18	88	16	4	0	7	200
FG % 1st Half: 13-31		41.9%	2nd half: 17-30		56.7%	Game: 30-61		49.2%	Deadball						
3FG % 1st Half: 8-19		42.1%	2nd half: 3-11		27.3%	Game: 11-30		36.7%	Rebounds						
FT % 1st Half: 6-7		85.7%	2nd half: 11-15		73.3%	Game: 17-22		77.3%	2						

Officials: Matt Lavigne, Matt Dorn, Ed Corbett  
Technical fouls: UNCW-None. Northeastern-None.  
Attendance: 800

Score by periods	1st	2nd	Total			In	Off	2nd	Fast	
UNCW	38	33	71	Points	Paint	T/O	Chance	Break	Bench	
Northeastern	40	48	88	UNCW	32	8	15	5	13	
				NU	28	16	5	10	29	

Last FG - UNCW 2nd-00:15, NU 2nd-03:10.  
Largest lead - UNCW by 2 1st-19:06, NU by 22 2nd-03:10.  
UNCW led for 01:29. NU led for 33:46. Game was tied for 04:14.  
Score tied - 5 times.  
Lead changed - 7 times.

NORTHEASTERN 69, CHARLESTON 60 (GAME 18)

Charleston vs Northeastern  
01/17/19 7:05 PM at Boston, Mass. (Matthews Arena)

Charleston 60 • 14-5, 3-3 CAA

#	Player		Total			3-Ptr			Rebounds			PF	TP	A	TO	Blk	Stl	Min
			FG-FGA	FG-FGA	FT-FTA	Off	Def	Tot										
05	Brantley, Jarrell	f	5-9	0-2	3-3	0	4	4	5	13	0	6	0	1	32			
23	Harris, Nick	f	1-1	0-0	0-0	0	1	1	1	2	0	2	0	1	13			
01	Riller, Grant	g	5-9	1-2	6-8	0	3	3	3	17	2	4	0	0	36			
02	Galloway, Brevin	g	1-7	1-7	0-0	0	1	1	1	3	2	0	0	0	20			
21	Pointer, Marquise	g	3-10	2-4	0-0	0	1	1	1	8	2	1	0	3	28			
00	Richard, Jaylen		3-5	1-1	2-2	0	2	2	2	9	0	3	0	2	16			
03	Miller, Sam		3-6	1-3	1-1	0	5	5	2	8	1	0	1	0	22			
10	Jasper, Zep		0-1	0-1	0-0	0	1	1	2	0	0	1	0	0	20			
24	McManus, Jaylen		0-1	0-1	0-0	1	1	2	0	0	0	0	0	0	13			
	Team					2	3	5										
Totals			21-49	6-21	12-14	3	22	25	17	60	7	17	1	7	200			
FG % 1st Half: 10-25			40.0%	2nd half: 11-24			45.8%	Game: 21-49			42.9%							
3FG % 1st Half: 3-12			25.0%	2nd half: 3-9			33.3%	Game: 6-21			28.6%							
FT % 1st Half: 0-1			0.0%	2nd half: 12-13			92.3%	Game: 12-14			85.7%	Deadball Rebounds 0						

GAME BOXES

NORTHEASTERN 78, JAMES MADISON 68 (GAME 21)

Northeastern vs James Madison

01/26/19 4 p.m. at JMU Convocation Center; Harrisonburg, Va

Northeastern 78 • 12-9, 6-3 CAA

#	Player		Total		3-Ptr		Rebounds			PF	TP	A				Min
			FG-FGA	FG-FGA	FT-FTA	Off	Def	Tot	A			TO	Blk	Stl		
30	Green, Anthony	c	2-4	0-0	0-0	1	3	4	2	4	0	0	1	0	21	
01	Occeus, Shawn	g	5-14	1-5	3-4	2	4	6	1	14	2	2	2	1	29	
04	Pusica, Vasa	g	2-8	0-5	6-6	1	9	10	3	10	4	4	0	0	34	
12	Roland, Jordan	g	9-14	8-12	3-4	1	2	3	3	29	1	0	0	1	33	
20	Brace, Bolden	g	1-9	0-4	1-2	1	8	9	3	3	6	1	1	1	32	
00	Strong, Jason		0-1	0-1	0-0	0	0	0	0	0	0	0	0	0	5	
11	Miller, Jeremy		0-0	0-0	0-0	0	0	0	0	0	1	0	0	0	1	
22	Gresham, Donnell		3-5	2-3	4-4	0	3	3	1	12	0	0	0	1	28	
33	Murphy, Tomas		2-3	0-0	2-2	5	0	5	1	6	0	1	0	0	17	
	Team					0	0	0								
	Totals		24-58	11-30	19-22	11	29	40	14	78	14	8	4	4	200	
FG % 1st Half: 12-34			35.3%	2nd half: 12-24		50.0%	Game: 24-58		41.4%	Deadball						
3FG % 1st Half: 5-17			29.4%	2nd half: 6-13		46.2%	Game: 11-30		36.7%	Rebounds						
FT % 1st Half: 4-4			100.0	2nd half: 15-18		83.3%	Game: 19-22		86.4%	3						

James Madison 68 • 9-13, 2-7 CAA

#	Player		Total		3-Ptr		Rebounds			PF	TP	A				Min
			FG-FGA	FG-FGA	FT-FTA	Off	Def	Tot	To			Blk	Stl			
24	Wilson, Dwight	f	1-3	0-0	2-4	3	1	4	2	4	0	2	0	0	17	
01	Lewis, Matt	g	4-10	1-3	8-8	2	4	6	2	17	0	3	0	0	36	
03	Mosley, Stuckey	g	9-24	3-11	2-2	0	5	5	2	23	0	0	0	2	40	
05	Banks, Darius	g	3-12	1-3	1-1	1	4	5	2	8	2	2	3	3	31	
23	Parker, Deshon	g	3-6	0-1	0-0	0	2	2	0	6	6	2	0	0	32	
04	Urbach, Matthew		0-0	0-0	0-0	0	0	0	0	0	0	0	0	0	4	
10	Jones, Greg		0-0	0-0	0-0	0	2	2	5	0	3	0	0	1	16	
11	Jacobs, Zach		4-5	2-3	0-0	2	3	5	3	10	0	0	0	0	17	
12	Phillips, Develle		0-0	0-0	0-0	0	0	0	3	0	0	0	0	0	7	
Team						0	2	2								
Totals				24-60	7-21	13-15	8	23	31	19	68	11	9	3	6	200
FG % 1st Half: 8-27			29.6%	2nd half: 16-33		48.5%	Game: 24-60		40.0%							Deadball
3FG % 1st Half: 2-9			22.2%	2nd half: 5-12		41.7%	Game: 7-21		33.3%							Rebounds
FT % 1st Half: 6-8			75.0%	2nd half: 7-7		100.0	Game: 13-15		86.7%							1

Officials: Jeremy Mosier, Tony Crisp, Louie Andrakakos  
Technical fouls: Northeastern-None. James Madison-None.  
Attendance: 2728  
Foul Outs: JMU: Jones (2nd) 0:10.9

Score by periods	1st	2nd	Total
Northeastern	33	45	78
James Madison	24	44	68

Last FG - NU 2nd-04:06, JMU 2nd-00:24.  
Largest lead - NU by 20 2nd-05:43, JMU by 2 1st-16:50.  
NU led for 38:06. JMU led for 00:55. Game was tied for 00:59.

Score tied - 1 time.  
Lead changed - 2 times.

NORTHEASTERN 72, WILLIAM & MARY 60 (GAME 23)

William & Mary vs Northeastern

02/07/19 7:05 PM at Boston, Mass. (Matthews Arena)

William & Mary 60 • 9-15, 5-7 CAA

#	Player		Total		3-Ptr		Rebounds			PF	TP	A				Min
			FG-FGA	FG-FGA	FT-FTA	Off	Def	Tot	To			Blk	Stl			
13	Knight, Nathan	f	7-9	0-1	4-5	2	12	14	1	18	6	5	2	0	33	
23	Pierce, Justin	f	5-11	0-3	1-2	3	5	8	3	11	2	2	0	0	37	
02	Milon, Matt	g	1-8	1-5	0-0	0	3	3	0	3	0	3	0	0	22	
12	Loewe, Luke	g	4-7	1-1	0-0	0	1	1	1	9	0	2	0	2	31	
15	Audige, Chase	g	6-11	2-6	0-0	0	2	2	4	14	2	4	0	1	32	
11	Owens, L.J.	g	1-2	0-1	1-1	0	0	0	3	3	0	2	0	1	28	
21	Blair, Quinn		0-0	0-0	0-0	0	0	0	0	0	0	0	0	0	2	
22	Rowley, Paul		1-3	0-1	0-0	0	1	1	4	2	2	1	0	1	14	
30	Harvey, Mehkel		0-0	0-0	0-0	0	0	1	0	0	0	0	0	0	1	
Team						0	1	1								
Totals			25-51	4-18	6-8	5	26	31	16	60	12	20	2	5	200	
FG % 1st Half: 10-25			40.0%	2nd half: 15-26	57.7%	Game: 25-51			49.0%	Deadball						
3FG % 1st Half: 3-10			30.0%	2nd half: 1-8	12.5%	Game: 4-18			22.2%	Rebounds						
FT % 1st Half: 1-1			100.0	2nd half: 5-7	71.4%	Game: 6-8			75.0%	0						

Northeastern 72 • 14-9, 8-3 CAA

#	Player		Total		3-Ptr		Rebounds			PF	TP	A				Min
			FG-FGA	FG-FGA	FT-FTA	Off	Def	Total	To			Blk	Stl			
30	Green, Anthony	f	4-7	0-0	1-2	0	0	1	1	2	9	0	2	0	2	20
04	Pusica, Vasa	g	6-11	1-1	6-6	1	6	7	2	19	7	3	0	3	37	
12	Roland, Jordan	g	4-12	3-6	1-2	1	4	5	1	12	3	0	0	1	36	
20	Brace, Bolden	g	2-7	1-4	5-6	0	3	3	1	10	1	1	0	1	29	
22	Gresham, Donnell	g	3-10	2-4	4-4	1	5	6	2	12	1	2	0	2	35	
00	Strong, Jason	g	0-1	0-0	0-0	1	1	2	1	0	1	1	1	1	10	
11	Miller, Jeremy	g	0-1	0-0	0-0	0	0	0	0	0	0	1	0	0	1	
13	Franklin, Myles	g	0-1	0-1	0-0	0	0	0	1	0	2	1	0	0	11	
33	Murphy, Tomas	g	4-4	2-2	0-0	0	2	2	1	10	0	0	0	1	21	
	Team					2	1	3								
	Totals		23-54	9-18	17-20	6	23	29	11	72	15	11	1	11	200	
FG % 1st Half: 16-32			50.0%	2nd half: 7-22		31.8%	Game: 23-54		42.6%	Deadball						
3FG % 1st Half: 3-11			63.6%	2nd half: 2-7		28.6%	Game: 9-18		50.0%	Rebounds						
FT % 1st Half: 2-2			100.0	2nd half: 15-18		83.3%	Game: 17-20		85.0%	2						

Officials: Raymie Styons, Evon Burroughs, Bill Covington Jr.  
Technical fouls: William & Mary-None. Northeastern-None.  
Attendance: 795

Score by periods	1st	2nd	Total
William & Mary	24	36	60
Northeastern	41	31	72

Last FG - WM 2nd-00:35, NU 2nd-01:30.  
Largest lead - WM None, NU by 18 2nd-17:25.  
WM led for 00:00. NU led for 38:55. Game was tied for 01:05.

Score tied - 0 times.  
Lead changed - 0 times.

NORTHEASTERN 75, HOFSTRA 61 (GAME 22)

Hofstra vs Northeastern

02/02/19 4:30 PM at Boston, Mass. (Matthews Arena)

Hofstra 61 • 19-4, 9-1 CAA

#	Player		Total		3-Ptr		Rebounds			PF	TP	A TO Blk Stl				Min
			FG	FGA	FG	FGA	FT	FTA	Off			Def	Tot	A	TO	
00	Tareq Coburn	f	0-6	0-2	2-2		2	6	8	1	2	0	0	0	0	29
23	Jacquil Taylor	c	4-7	0-0	2-3		3	8	11	2	10	2	0	2	0	25
03	Justin Wright-Forema	g	5-14	2-8	3-4		0	3	3	3	15	0	5	0	0	32
04	Desure Buie		9-12	2-4	2-2		1	3	4	4	22	0	2	0	2	32
05	Eli Pemberton	g	3-10	1-4	2-5		1	4	5	5	9	0	2	0	1	34
15	Trueheart, Stafford		0-1	0-1	0-0		0	1	1	0	0	0	0	1	1	8
20	Jalen Ray		1-6	0-3	0-1		0	1	1	3	2	0	1	0	1	25
30	Dan Dwyer		0-0	0-0	1-2		0	1	1	2	1	1	0	0	0	15
	Team						0	0	0							
	Totals		22-56	5-22	12-19		7	27	34	20	61	3	10	3	5	200
FG % 1st Half: 8-25			32.0%	2nd half: 14-31		45.2%	Game: 22-56		39.3%							
3FG % 1st Half: 4-12			33.3%	2nd half: 1-10		10.0%	Game: 5-22		22.7%							
FT % 1st Half: 9-13			69.2%	2nd half: 3-6		50.0%	Game: 12-19		63.2%		Deadball Rebounds 2					

**CHARLESTON 88, NORTHEASTERN 79 OT (GAME 26)**

**02/16/19 4:00 PM at TD Arena - Charleston, S.C.**

#	Player		Total	3-PT	Rebounds										
			FG-FGA	FG-FGA	FT-FTA	Off	Def	Tot	PF	TP	A	To	Bk	Stl	Min
30	Green, Anthony	c	4-6	0-0	2-4	2	0	2	4	10	0	1	1	0	30
04	Pusica, Vasa	g	9-15	5-10	2-3	0	2	2	2	25	2	6	0	1	38
12	Roland, Jordan	g	3-9	1-7	0-0	0	3	3	0	7	3	3	0	0	42
20	Brace, Bolden	g	4-8	3-6	2-2	3	8	11	2	13	1	1	0	1	44
22	Gresham, Donnell	g	4-10	4-8	0-0	0	6	6	3	12	2	2	0	2	35
00	Strong, Jason		0-0	0-0	0-0	0	0	0	1	0	0	0	0	0	2
13	Franklin, Myles		1-2	1-1	0-0	0	1	1	2	3	1	0	0	0	18
33	Murphy, Tomas		4-7	1-1	0-0	0	1	1	4	9	2	1	1	0	16
	Team					5	2	2	17	18	7	9	2	4	225
	Totals		29-57	15-33	6-9	5	22	27	18	79	11	14	2	4	225
	FG % 1st Half:	14-28	50.0%	2nd half:	11-22	50.0%	OT:	4-7	57.1%	Game:	29-57	50.9%			Deadball
	3FG % 1st Half:	10-17	58.8%	2nd half:	3-13	23.1%	OT:	2-3	66.7%	Game:	15-33	45.5%			Rebounds
	FT % 1st Half:	0-0	0.0%	2nd half:	6-9	66.7%	OT:	0-0	0.0%	Game:	6-9	66.7%			2

#	Player		Total FG-FGA	3-Ptr FG-FGA	FT-FTA	Rebounds Off Def Tot	PF	TP	A	TO	Bk	Stl	Min
05	Brantley, Jarrell	f	9-18	0-3	9-10	2 9 11	4	27	1	1	0	3	41
23	Harris, Nick	f	0-1	0-0	0	2 1 3	0	0	0	0	0	0	14
01	Riller, Grant	g	11-16	3-6	8-8	0 6 6	2	33	2	2	0	1	35
02	Galloway, Brevin	g	3-5	2-3	0-0	0 2 2	2	8	0	0	0	0	30
21	Pointer, Marquise	g	3-7	2-3	0-0	1 2 3	1	8	3	4	0	1	34
00	Richard, Jaylen		1-4	0-2	2-2	1 1 2	0	4	0	0	0	0	13
03	Miller, Sam		1-3	1-3	0-0	0 1 1	1	3	0	1	0	0	17
10	Jasper, Zep		0-5	0-2	0-0	1 0 1	0	0	0	0	0	3	23
24	McManus, Jaylen		2-3	0-0	1-2	4 2 6	2	5	0	1	0	0	18
	Team					0 0 0							
	Totals		30-62	8-22	20-22	11 24 35	12	88	6	9	0	8	225
FG % 1st Half: 10-24 41.7%			2nd half: 15-31 48.4%			OT: 5-7 71.4%			Game: 30-62 48.4%			Deadball	
3FG % 1st Half: 4-9 44.4%			2nd half: 1-9 11.1%			OT: 3-4 75.0%			Game: 8-22 36.4%			Rebounds	

Points	In Paint	Off T/O	2nd Chance	Fast Break	Bench
NU	26	7	6	4	12
COEC	22	20	15	4	12

Score tied - 8 times.  
Lead changed - 3 times

**NORTHEASTERN 73, TOWSON 58 (GAME 28)**

**02/23/19 12:35 p.m. at Boston, Mass. (Matthews Arena)**

#	Player		Total		3-Ptr	Rebounds				PF	TP	A	TO	Blk	Stl	Min
			FG	FGA	FG	FGA	FT	FTA	Off							
11	TUNSTALL, Dennis	f	2-4	0-1	0-2	2	2	4	4	4	0	0	0	0	23	
20	SANDERS, Nayke	f	6-10	0-0	1-1	1	6	7	4	13	0	3	1	0	31	
03	BETRAND, Allen	g	5-8	0-1	1-2	2	3	5	1	11	4	1	0	1	27	
02	DOTTIN, Jakigh	f	1-5	0-0	0-0	1	1	2	1	2	0	0	0	1	19	
23	FOBBS, Brian	g	4-13	0-5	2-3	0	3	3	1	10	2	2	0	2	31	
00	HOWARD, Tobias	f	3-6	0-2	0-0	0	4	4	2	6	2	4	0	0	21	
02	McNEIL, Jordan	f	2-6	2-5	2-2	0	1	1	0	8	1	1	0	0	20	
13	DRAYTON, Quinton	f	1-1	0-0	0-0	0	0	0	0	2	0	0	0	0	2	
22	UYAELUNMO, Solomon	f	1-1	0-0	0-0	1	1	2	1	2	0	1	0	0	17	
44	THOMAS, Alex	f	0-0	0-0	0-0	0	0	0	1	0	0	1	0	1	9	
	Team					1	1	2								
	Totals		25-54	2-14	6-10	8	22	30	15	58	9	13	1	5	200	
	FG 1st Half:	12-26	46.2%	2nd half:	13-28	46.4%	Game:	25-54	46.3%						Deadball	
	3FG 1st Half:	2-5	40.0%	2nd half:	0-9	0.0%	Game:	2-14	14.3%						Rebounds	
	FT 1st Half:	3-5	60.0%	2nd half:	3-5	60.0%	Game:	6-10	60.0%						2	

Northeastern 73 • 18-10, 12-4 CAA															
#	Player	Total			3-Ptr	Rebounds			PF	TP	A	TO	Blk	Stl	Min
		FG-FGA	FG-FGA	FT-FTA		Off	Def	Tot							
30	Green, Anthony	f	3-4	0-0	3-6	0	2	4	9	0	0	1	0	19	
30	Murphy, Tomas	f	8-12	2-3	3-6	4	8	12	0	21	3	4	0	37	
04	Pucisa, Vasa	f	7-13	4-9	1-2	1	0	1	1	19	4	2	1	38	
20	Brace, Bolden	g	0-5	0-4	1-2	1	6	7	3	1	5	0	1	31	
22	Gresham, Donnell	g	6-9	4-7	0-0	0	3	3	1	16	3	1	0	38	
00	Strong, Jason		0-0	0-0	0-0	0	0	0	0	0	0	0	0	3	
11	Miller, Jeremy		0-0	0-0	0-0	0	0	0	0	0	0	0	0	1	
12	Roland, Jordan		1-10	1-9	0-0	1	1	2	3	3	4	0	1	31	
13	Franklin, Myles		0-0	0-0	4-4	0	0	0	0	4	0	2	0	2	
	Team					2	1	3			1				
Totals			25-53	11-32	12-17	9	21	30	12	73	19	10	3	10	200
FG % 1st Half: 10-26		38.5%	2nd half: 15-27		55.6%	Game: 25-53		47.2%							Deadball Rebounds 2.2
3FG % 1st Half: 5-18		27.8%	2nd half: 6-14		42.9%	Game: 11-32		34.4%							
FT % 1st Half: 1-2		50.0%	2nd half: 3-5		60.0%	Game: 12-17		70.6%							

	In Paint	Off T/O	2nd Chance	Fast Break	Bench
TOWSO	34	6	12	4	18
ML	18	18	0	15	7

Score tied - 3 times.  
Lead changed - 4 times.



GAME BOXES

NORTHEASTERN 75, DELAWARE 64 (GAME 29)

Northeastern vs Delaware  
02/28/19 7:00 pm at Newark, Del. (Bob Carpenter Center)

Northeastern 75 • 19-10, 13-4 CAA																		
##	Player		Total		3-Ptr	Rebounds			PF		TP	A		TO	Blk	Stl	Min	
			FG-FGA	FG-FGA	FT-FTA	Off	Def	Tot										
30	Green, Anthony	c	4-5	0-0	1-3	0	4	4	3	9	3	2	0	1	26			
04	Pusica, Vasa		8-17	5-12	1-3	1	2	3	2	22	2	2	0	0	40			
12	Roland, Jordan	g	6-9	2-4	3-3	0	2	2	2	17	3	0	0	1	37			
20	Brace, Bolden	g	6-9	2-3	2-2	1	7	8	1	16	3	2	0	0	36			
22	Gresham, Donnell	g	1-4	1-4	2-4	0	2	2	2	5	6	1	0	2	34			
00	Strong, Jason		0-0	0-0	0-0	0	0	0	0	0	0	1	0	0	3			
11	Miller, Jeremy		1-3	1-2	0-0	0	1	1	1	3	0	0	0	0	14			
13	Franklin, Myles		1-1	1-1	0-0	0	0	0	0	3	1	0	0	1	10			
Team						0	3	3										
Totals				27-48	12-26	9-15	2	21	23	11	75	18	8	0	5	200		
FG % 1st Half: 13-23			56.5%	2nd half: 14-25			56.0%	Game: 27-48			56.3%	Deadball						
3FG % 1st Half: 6-14			42.9%	2nd half: 6-12			50.0%	Game: 12-26			46.2%	Rebounds						
FT % 1st Half: 6-8			75.0%	2nd half: 3-7			42.9%	Game: 9-15			60.0%	1						

		Total		3-Ptr	Rebounds			PF		TP	A		TO	Blk	Stl	Min
##	Player	FG-FGA	FG-FGA	FT-FTA	Off	Def	Tot									
05	Eric Carter	r	5-10	0-1	2-2	2	6	8	3	12	2	1	0	2	30	
00	Ryan Allen	g	7-12	2-7	0-0	0	1	1	3	16	1	4	0	1	38	
04	Darian Bryant	g	2-6	0-0	2-2	1	3	4	3	6	4	4	0	2	36	
12	Ithiel Horton	g	6-13	4-10	0-0	0	4	4	4	16	1	2	0	0	38	
13	Ryan Johnson	g	0-0	0-0	0-0	0	3	3	2	0	1	0	1	0	23	
10	Connor Rufo		1-1	0-0	0-0	0	1	1	0	2	0	0	0	0	1	
22	Jacob Cushing		2-3	1-2	0-0	0	2	2	0	5	0	0	0	0	15	
23	Davis Long		0-0	0-0	0-0	0	0	0	0	0	1	0	0	0	1	
32	Matt Veretto		2-5	1-4	0-0	0	1	1	2	5	0	0	0	0	10	
33	Collin Goss		1-2	0-1	0-0	0	2	2	0	2	0	0	0	0	8	
Team					1	1	2				1					
Totals			26-52	8-25	4-4	4	24	28	17	64	10	12	1	5	200	
FG % 1st Half: 13-25		52.0%	2nd half: 13-27		48.1%	Game: 26-52		50.0%	Deadball							
3FG % 1st Half: 5-13		38.5%	2nd half: 3-12		25.0%	Game: 8-25		32.0%	Rebounds							
FT % 1st Half: 2-2		100.0	2nd half: 2-2		100.0	Game: 4-4		100.0	1							

Officials: Nick Heater, Clarence Armstrong, Jeff Clark  
Technical fouls: Northeastern-None. Delaware-None.  
Attendance: 2157  
2018-19 Men's Basketball. Round: 0. Delaware vs Northeastern. Played at .

Score by periods	1st	2nd	Total
Northeastern	38	37	75
Delaware	33	31	64

Last FG - NU 2nd-01:13, UD 2nd-00:21.  
Largest lead - NU by 16 2nd-01:13, UD by 2 1st-15:37.  
NU led for 39:30. UD led for 00:17. Game was tied for 00:13.

Points	In	Off	2nd	Fast	Bench
NU	24	18	0	10	6
UD	32	9	7	0	14

Score tied - 0 times.  
Lead changed - 2 times.

NORTHEASTERN 80, UNCW 59 (GAME 31)

UNCW vs Northeastern  
03/10/19 6:00 pm at N. Charleston, S.C.

UNCW 59 • 10-23

		Total		3-Ptr	Rebounds			PF		TP	A		TO	Blk	Stl	Min
##	Player	FG-FGA	FG-FGA	FT-FTA	Off	Def	Tot									
02	Cylla,Jeantal	r	5-11	0-0	2-2	2	3	5	2	12	0	1	1	1	38	
10	Cacok,Devontae	r	10-18	0-0	1-3	0	13	13	2	21	0	1	1	1	25	
00	Gadsden,Ty	g	2-4	0-1	2-2	0	0	0	2	6	3	2	0	0	20	
10	Toews,Kai	g	3-7	0-1	2-2	0	3	3	2	8	4	3	0	0	29	
12	Estime',Jay	g	0-5	0-2	0-0	0	0	0	3	0	3	0	0	0	21	
01	Fornes,Jaylen		2-4	1-1	0-0	0	1	1	0	5	0	0	0	0	21	
03	Jenkins, Brent		0-0	0-0	0-0	0	0	0	0	0	0	0	0	0	1	
04	O'Connell,Shawn		0-1	0-0	0-0	0	0	0	3	0	0	0	0	0	8	
21	Taylor,Ty		0-0	0-0	1-2	0	1	1	0	1	0	0	3	0	5	
22	Etoroma,Daniel		0-1	0-0	0-0	0	0	0	0	0	0	0	0	0	2	
30	Sims,Jaylen		0-3	0-2	6-6	1	3	4	0	6	2	1	0	0	29	
33	Kalina,Trey		0-1	0-0	0-0	1	0	1	0	0	0	0	0	0	1	
Team					2	1	3									
Totals			22-55	1-7	14-17	6	25	31	14	59	12	8	5	2	200	
FG % 1st Half: 13-28		46.4%	2nd half: 9-27		33.3%	Game: 22-55		40.0%	Deadball							
3FG % 1st Half: 1-4		25.0%	2nd half: 0-3		0.0%	Game: 1-7		14.3%	Rebounds							
FT % 1st Half: 1-1		100.0	2nd half: 13-16		81.3%	Game: 14-17		82.4%	1,1							

		Total		3-Ptr	Rebounds			PF		TP	A		TO	Blk	Stl	Min
##	Player	FG-FGA	FG-FGA	FT-FTA	Off	Def	Tot									
30	Green, Anthony	c	2-3	0-0	1-2	1	6	7	2	5	1	2	0	0	22	
04	Pusica, Vasa	g	4-9	2-3	6-6	1	5	6	1	16	7	1	1	1	26	
12	Roland, Jordan	g	8-13	5-10	0-0	1	2	3	1	21	1	1	0	0	33	
20	Brace, Bolden	g	6-8	4-5	1-3	0	8	8	0	17	3	0	0	3	28	
22	Gresham, Donnell	g	1-7	0-3	1-1	0	2	2	3	2	0	0	0	0	32	
00	Strong, Jason		4-5	0-1	1-1	0	1	1	2	9	0	1	1	0	10	
01	Oceus, Shawn		2-6	1-2	0-0	0	2	2	4	5	1	0	0	1	16	
11	Miller, Jeremy		0-3	0-1	0-0	2	1	3	1	0	0	0	0	0	11	
13	Franklin, Myles		0-2	0-1	0-0	0	0	0	0	0	1	0	0	0	12	
33	Murphy, Tomas		2-4	0-0	0-0	0	1	1	2	4	1	1	0	0	10	
Team					2	1	3									
Totals			29-60	12-26	10-13	7	29	36	15	80	16	7	2	5	200	
FG % 1st Half: 15-30		50.0%	2nd half: 14-30		46.7%	Game: 29-60		48.3%	Deadball							
3FG % 1st Half: 6-12		50.0%	2nd half: 6-14		42.9%	Game: 12-26		46.2%	Rebounds							
FT % 1st Half: 3-5		60.0%	2nd half: 7-8		87.5%	Game: 10-13		76.9%	1							

Officials: Jeff Anderson, Matt Potter, Tony Henderson  
Technical fouls: UNCW-None. Northeastern-None.  
Attendance:  
CAA Quarterfinal #3

Score by periods	1st	2nd	Total
UNCW	28	31	59
Northeastern	39	41	80

Last FG - UNCW 2nd-02:05, NU 2nd-02:17.  
Largest lead - UNCW None, NU by 27 2nd-08:37.  
UNCW led for 00:00. NU led for 39:26. Game was tied for 00:34.

Score tied - 0 times.  
Lead changed - 0 times.

NORTHEASTERN 90, DREXEL 66 (GAME 30)

Northeastern vs Drexel  
03/02/19 4:00 pm at Philadelphia, Pa. (Daskalakis Center)

Northeastern 90 • 20-10, 14-14 CAA																	
##	Player		Total		3-Ptr	Rebounds				PF		A		TO	Blk	Stl	Min
			FG-FGA	FG-FGA	FT-FTA	Off	Def	Tot		TP							
30	Green, Anthony	c	7-9	0-0	0-2	3	6	9	2	14	2	2	1	0	28		
04	Pusica, Vasa		7-12	1-2	6-6	2	7	9	2	21	5	0	0	1	39		
12	Roland, Jordan	g	9-17	4-10	4-4	0	0	0	2	26	2	0	0	3	32		
20	Brace, Bolden	g	3-7	2-2	0-0	0	9	9	2	8	2	0	0	1	35		
22	Gresham, Donnell	g	2-6	0-3	2-2	0	2	2	2	6	1	1	0	0	32		
00	Strong, Jason		2-2	0-0	2-3	0	2	2	1	6	0	1	1	0	5		
11	Miller, Jeremy		1-2	1-2	2-2	0	1	1	2	5	0	0	0	0	12		
13	Franklin, Myles		1-5	0-3	2-4	1	1	2	1	4	2	0	0	0	17		
Team						2	0	2									
Totals				32-60	8-22	18-23	8	28	36	14	90	14	4	2	5	200	
FG % 1st Half: 16-32			50.0%	2nd half: 16-28		57.1%	Game: 32-60		53.3%							Deadball	
3FG % 1st Half: 5-13			38.5%	2nd half: 3-9		33.3%	Game: 8-22		36.4%							Rebounds	
FT % 1st Half: 0-0			0.0%	2nd half: 18-23		78.3%	Game: 18-23		78.3%							2	



GAME BOXES

NORTHEASTERN 82, HOFSTRA 74 (GAME 33)

Northeastern vs Hofstra  
03/12/19 7:00 pm at North Charleston Coliseum

Northeastern 82 • 23-10																
##	Player		Total		3-Ptr		Rebounds							Min		
			FG-FGA	FG-FGA	FT-FTA	Off	Def	Tot	Pf	TP	A	TO	Blk		Stl	
20	Brace, Bolden	f	2-4	0-2	6-6	1	9	10	2	10	9	1	0	0	40	
30	Green, Anthony	f	3-3	0-0	3-4	2	5	7	3	9	0	0	0	0	21	
04	Pusica, Vasa	g	7-13	7-12	0-1	0	2	2	3	21	1	4	0	1	28	
12	Roland, Jordan	g	3-8	3-6	2-2	0	0	0	2	11	2	0	1	0	29	
22	Gresham, Donnell	g	3-7	2-3	1-2	2	5	7	4	9	3	0	0	0	31	
01	Oceus, Shawn		3-10	2-8	3-4	0	2	2	3	11	2	4	1	4	32	
33	Murphy, Tomas		5-7	0-0	1-4	0	2	2	3	11	2	1	1	0	19	
Team						1	3	4								
Totals			26-52	14-31	16-23	6	28	34	20	82	19	10	3	5	200	
FG % 1st Half: 15-28			53.6%	2nd half: 11-24	45.8%	Game: 26-52			50.0%	Deadball						
3FG % 1st Half: 7-15			46.7%	2nd half: 7-16	43.8%	Game: 14-31			45.2%	Rebounds						
FT % 1st Half: 5-7			71.4%	2nd half: 11-16	68.8%	Game: 16-23			69.6%	3						

Hofstra 74 • 27-7																
## Player		Total			3-Ptr	Rebounds										
		FG-FGA	FG-FGA	FT-FTA		Off	Def	Tot	PF	TP	A	TO	Blk	Stl	Min	
00	Tareq Coburn	f	3-7	2-4	1-1	1	3	4	3	9	0	1	0	0	26	
23	Jacquil Taylor	c	3-6	0-0	2-2	8	7	15	4	8	0	0	1	0	36	
03	Justin Wright-Forema	g	9-22	2-9	9-10	0	1	1	3	29	1	2	0	2	40	
04	Desure Buie	g	2-8	1-2	3-3	1	2	3	1	8	3	2	0	0	36	
05	Eli Pemberton	g	5-11	0-1	5-7	1	6	7	3	15	3	2	1	2	37	
20	Jalen Ray		1-5	1-4	2-2	0	2	2	2	5	1	0	0	0	21	
30	Dan Dwyer		0-0	0-0	0-0	0	2	2	1	0	0	0	0	0	4	
Team						0	1	1								
Totals			23-59	6-20	22-25	11	24	35	17	74	8	7	2	4	200	
FG % 1st Half: 9-32		28.1%	2nd half: 14-27	51.9%	Game: 23-59		39.0%									Deadball
3FG % 1st Half: 4-13		30.8%	2nd half: 2-7	28.6%	Game: 6-20		30.0%									Rebounds
FT % 1st Half: 4-4		100.0	2nd half: 18-21	85.7%	Game: 22-25		88.0%									0

Officials: Ron Groover, Raymond Styons, Bill Covington  
Technical fouls: Northeastern-None. Hofstra-None.  
Attendance: 2892  
CAA Championship Game

Score by periods				Points	In Paint	Off T/O	2nd Chance	Fast Break	Bench
1st	2nd	Total							
Northeastern	42	40	82	NU	24	3	9	0	22
Hofstra	26	48	74	HOFSTR	28	17	15	9	5

Last FG - NU 2nd-01:42, HOFSTRA 2nd-00:40.  
Largest lead - NU by 18 1st-01:22, HOFSTRA by 1 1st-16:59.  
NU led for 36:52, HOFSTRA led for 01:14. Game was tied for 01:54.  
Score tied - 2 times.  
Lead changed - 4 times.

## GAME-BY-GAME HIGHS

Opponent	Date	Score	Points	Rebounds	Assists	Steals	Blocked shots
BOSTON UNIVERSITY	11/6/18	74-77	31-Pusica, Vasa	9-Brace, Bolden	6-Pusica, Vasa	2-Green, Anthony	1-Brace, Bolden
at Harvard	11/09/18	81-71	35-Roland, Jordan	8-Green, Anthony	5-Gresham, Donnell	3-Pusica, Vasa	1-Miller, Jeremy
vs Alabama	11/15/18	68-52	20-Pusica, Vasa	6-Roland, Jordan	5-Pusica, Vasa	3-Pusica, Vasa	1-Miller, Jeremy
vs Virginia Tech	11/16/18	60-88	11-Murphy, Tomas	6-Green, Anthony	5-Gresham, Donnell	1-Roland, Jordan	2-Green, Anthony
vs Davidson	11/18/18	59-71	12-Brace, Bolden	10-Gresham, Donnell	6-Gresham, Donnell	2-Gresham, Donnell Roland, Jordan Brace, Bolden	None
at Davidson	11/24/18	69-78	23-Roland, Jordan	7-Brace, Bolden	4-Gresham, Donnell	2-Roland, Jordan Gresham, Donnell	1-Miller, Jeremy Walters, Shaquille
at Bucknell	11/28/18	96-78	21-Murphy, Tomas	12-Murphy, Tomas	11-Gresham, Donnell	3-Gresham, Donnell	1-Green, Anthony Miller, Jeremy Roland, Jordan
EASTERN MICHIGAN	12/1/18	81-67	24-Roland, Jordan	9-Green, Anthony	7-Murphy, Tomas	3-Roland, Jordan	1-Green, Anthony
at Syracuse	12/4/18	49-72	17-Murphy, Tomas	8-Murphy, Tomas	4-Roland, Jordan	2-Gresham, Donnell	None
OAKLAND	12/08/18	92-83	26-Gresham, Donnell	7-Gresham, Donnell	4-Occeus, Shawn Brace, Bolden	2-Brace, Bolden	1-Strong, Jason Miller, Jeremy Brace, Bolden Occeus, Shawn
at Vermont	12/16/18	70-75	20-Roland, Jordan	6-Brace, Bolden Strong, Jason Miller, Jeremy	2-Franklin, Myles Gresham, Donnell Roland, Jordan Occeus, Shawn	2-Brace, Bolden Miller, Jeremy Occeus, Shawn	1-Green, Anthony Miller, Jeremy
ST. BONAVENTURE	12/21/18	64-59	16-Pusica, Vasa	6-Green, Anthony	7-Pusica, Vasa	1-Pusica, Vasa Brace, Bolden Gresham, Donnell	2-Green, Anthony
DREXEL	12/28/18	93-83	29-Pusica, Vasa	11-Green, Anthony	4-Roland, Jordan Pusica, Vasa	2-Gresham, Donnell Roland, Jordan	1-Roland, Jordan Pusica, Vasa Green, Anthony
DELAWARE	12/30/18	80-82	18-Brace, Bolden	11-Gresham, Donnell	6-Brace, Bolden	2-Roland, Jordan	1-Occeus, Shawn Brace, Bolden Green, Anthony Pusica, Vasa
at Hofstra	01/05/19	72-75	17-Brace, Bolden	9-Green, Anthony	6-Brace, Bolden	1-Gresham, Donnell Brace, Bolden	4-Occeus, Shawn
at Elon	01/10/19	81-70	19-Pusica, Vasa	10-Gresham, Donnell	7-Pusica, Vasa	3-Gresham, Donnell Roland, Jordan Occeus, Shawn	2-Green, Anthony
at William & Mary	01/12/19	90-70	21-Occeus, Shawn	6-Gresham, Donnell	8-Occeus, Shawn	3-Roland, Jordan	1-Roland, Jordan
CHARLESTON	01/17/19	69-60	21-Pusica, Vasa	10-Brace, Bolden	3-Pusica, Vasa	4-Pusica, Vasa	1-Roland, Jordan Green, Anthony
UNCW	01/19/19	88-71	21-Pusica, Vasa	6-Gresham, Donnell	7-Gresham, Donnell	3-Brace, Bolden	None
at Towson	1/24/19	72-75	18-Brace, Bolden Pusica, Vasa	6-Green, Anthony	4-Pusica, Vasa Gresham, Donnell	2-Roland, Jordan	4-Green, Anthony
at James Madison	01/26/19	78-68	29-Roland, Jordan	10-Pusica, Vasa	6-Brace, Bolden	1-Gresham, Donnell Roland, Jordan Brace, Bolden Occeus, Shawn	2-Occeus, Shawn
HOFSTRA	02/02/19	75-61	24-Pusica, Vasa	10-Brace, Bolden	2-Murphy, Tomas Gresham, Donnell Roland, Jordan	2-Pusica, Vasa Roland, Jordan	1-Miller, Jeremy Green, Anthony
WILLIAM & MARY	02/07/19	72-60	19-Pusica, Vasa	7-Pusica, Vasa	7-Pusica, Vasa	3-Pusica, Vasa	1-Strong, Jason
ELON	02/09/19	72-60	23-Pusica, Vasa	14-Brace, Bolden	3-Gresham, Donnell	2-Brace, Bolden	1-Brace, Bolden Green, Anthony Murphy, Tomas



## GAME-BY-GAME HIGHS

Opponent	Date	Score	Points	Rebounds	Assists	Steals	Blocked shots
at UNCW	02/14/19	81-77	19-Roland, Jordan	11-Green, Anthony	4-Gresham, Donnell	2-Gresham, Donnell Brace, Bolden Roland, Jordan	Murphy, Tomas 2-Green, Anthony
at Col. of Charleston	02/16/19	79-88	25-Pusica, Vasa	11-Brace, Bolden	3-Roland, Jordan	2-Gresham, Donnell	1-Murphy, Tomas Green, Anthony
JAMES MADISON	02/21/19	76-60	19-Pusica, Vasa	11-Green, Anthony	7-Pusica, Vasa	2-Gresham, Donnell Pusica, Vasa	1-Green, Anthony Roland, Jordan
TOWSON	02/23/19	73-58	21-Murphy, Tomas	12-Murphy, Tomas	5-Brace, Bolden	5-Pusica, Vasa	1-Pusica, Vasa Green, Anthony Roland, Jordan
at Delaware	02/28/19	75-64	22-Pusica, Vasa	8-Brace, Bolden	6-Gresham, Donnell	2-Gresham, Donnell	None
at Drexel	03/02/19	90-66	26-Roland, Jordan	9-Green, Anthony Brace, Bolden Pusica, Vasa	5-Pusica, Vasa	3-Roland, Jordan	1-Green, Anthony Strong, Jason
vs UNCW	03/10/19	80-59	21-Roland, Jordan	8-Brace, Bolden	7-Pusica, Vasa	3-Brace, Bolden	1-Strong, Jason Pusica, Vasa
vs Col. of Charleston	03/11/19	70-67	17-Occeus, Shawn	6-Green, Anthony	7-Pusica, Vasa	2-Pusica, Vasa Occeus, Shawn	1-Pusica, Vasa
vs Hofstra	03/12/19	82-74	21-Pusica, Vasa	10-Brace, Bolden	9-Brace, Bolden	4-Occeus, Shawn	1-Occeus, Shawn Murphy, Tomas Roland, Jordan

## GAME-BY-GAME COMPARISON

Opponent	1st	2nd	Score	Mar	Total FG	FG Pct	3-Pointers	3FG Pct	Free Throws	FT Pct	Rebounds	Assist	T/Over	Block	Steal	Fouls
BOSTON UNIVERSITY	36/33	38/44	74-77	(3)	25-56/29-59	.446/.492	6-25/6-16	.240/.375	18-24/13-22	.750/.591	30/38 (8)	12/10	10/11	1/1	5/7	20/21
Harvard	33/33	48/38	81-71	+10	24-46/26-51	.522/.510	13-23/11-23	.565/.478	20-22/8-14	.909/.571	28/22 +6	13/13	16/14	1/2	9/8	14/20
Alabama	33/22	35/30	68-52	+16	22-42/19-51	.524/.373	9-17/3-19	.529/.158	15-17/11-15	.882/.733	25/27 (2)	14/10	13/9	1/2	7/3	17/16
Virginia Tech	26/46	34/42	60-88	(28)	20-46/36-62	.435/.581	13-26/14-27	.500/.519	7-8/2-4	.875/.500	24/29 (5)	15/21	18/9	2/4	1/5	11/13
Davidson	28/28	31/43	59-71	(12)	22-60/24-53	.367/.453	9-32/9-24	.281/.375	6-7/14-19	.857/.737	34/35 (1)	14/18	12/14	0/2	8/8	15/12
Davidson	32/41	37/37	69-78	(9)	22-50/27-59	.440/.458	8-19/7-26	.421/.269	17-26/17-20	.654/.850	30/38 (8)	11/11	15/12	2/3	7/8	20/22
Bucknell	56/37	40/41	96-78	+18	36-62/26-53	.581/.491	12-25/11-25	.480/.440	12-14/15-22	.857/.682	35/22 +13	24/16	7/10	3/2	9/6	17/15
EASTERN MICHIGAN	34/37	47/30	81-67	+14	27-48/28-51	.563/.549	8-23/6-20	.348/.300	19-25/5-10	.760/.500	28/23 +5	18/14	7/11	1/1	6/5	10/20
Syracuse	23/35	26/37	49-72	(23)	17-50/26-60	.340/.433	6-28/9-31	.214/.290	9-12/11-17	.750/.647	29/43 (14)	11/20	11/7	0/5	4/8	14/15
OAKLAND	48/32	44/51	92-83	+9	32-53/27-57	.604/.474	9-18/13-27	.500/.481	19-29/16-20	.655/.800	37/22 +15	17/13	14/10	4/1	3/10	20/20
Vermont	29/29	41/46	70-75	(5)	26-55/27-57	.473/.474	8-25/3-18	.320/.167	10-18/18-27	.556/.667	33/36 (3)	11/10	16/12	2/1	8/7	25/19
ST. BONAVENTURE	27/25	37/34	64-59	+5	22-42/20-50	.524/.400	7-19/8-17	.368/.471	13-20/11-13	.650/.846	29/25 +4	14/9	16/12	3/5	3/7	16/21
DREXEL	41/36	52/47	93-83	+10	32-57/32-64	.561/.500	11-21/7-17	.524/.412	18-24/12-16	.750/.750	32/32 -	11/10	9/10	3/3	7/3	15/22
DELAWARE	34/29	30/35	80-82	(2)	27-60/27-59	.450/.458	9-25/9-23	.360/.391	17-25/19-28	.680/.679	37/40 (3)	18/13	14/13	4/1	5/1	22/21
Hofstra	34/40	38/35	72-75	(3)	25-54/27-58	.463/.466	11-28/6-15	.393/.400	11-17/15-19	.647/.789	31/32 (1)	20/12	8/5	5/1	2/0	18/15
Elon	40/28	23/35	81-70	+11	28-70/24-61	.400/.393	7-28/7-25	.250/.280	18-22/15-18	.818/.833	43/38 +5	12/13	10/16	3/0	13/4	19/21
William & Mary	40/34	50/36	90-70	+20	33-55/25-55	.600/.455	12-25/8-22	.480/.364	12-14/12-16	.857/.750	24/31 (7)	19/13	10/16	1/4	7/3	15/15
CHARLESTON	23/23	46/37	69-60	+9	25-49/21-49	.510/.429	3-21/6-21	.143/.286	16-20/12-14	.800/.857	31/25 +6	8/7	14/17	2/1	10/7	18/17
UNCW	40/38	48/33	88-71	+17	30-61/28-58	.492/.483	11-30/5-15	.367/.333	17-22/10-17	.773/.588	30/38 (8)	16/11	4/12	0/1	7/3	18/17
Towson	31/26	41/49	72-75	(3)	23-55/29-58	.418/.500	13-32/2-10	.406/.200	13-17/15-21	.765/.714	22/40 (18)	13/8	14/14	5/5	4/8	19/17
James Madison	33/24	45/44	78-68	+10	24-58/24-60	.414/.400	11-30/7-21	.367/.333	19-22/13-15	.864/.867	40/31 +9	14/11	8/9	4/3	4/6	14/19
HOFSTRA	37/29	38/32	75-61	+14	23-52/22-56	.442/.393	9-22/5-22	.409/.227	20-26/12-19	.769/.632	38/34 +4	9/3	13/10	2/3	7/5	18/20
WILLIAM & MARY	41/24	31/36	72-60	+12	23-54/25-51	.426/.490	9-18/4-18	.500/.222	17-20/6-8	.850/.750	29/31 (2)	15/12	11/20	1/2	11/5	11/16
ELON	34/35	26/25	72-60	+12	25-59/25-71	.424/.352	10-29/7-31	.345/.226	12-14/3-10	.857/.300	46/39 +7	11/16	16/7	3/0	3/11	14/17
UNCW	33/44	48/33	81-77	+4	29-58/30-61	.500/.492	11-28/7-18	.393/.389	12-15/10-13	.800/.769	32/30 +2	12/13	13/12	3/2	8/6	16/19
Col. of Charleston	38/36	31/33	79-88	(9)	29-57/30-62	.509/.484	15-33/8-22	.455/.364	6-9/20-22	.667/.909	27/35 (8)	11/6	14/9	2/0	4/8	18/12
JAMES MADISON	33/26	43/34	76-60	+16	29-54/23-54	.537/.426	7-17/6-20	.412/.300	11-17/8-9	.647/.889	30/31 (1)	12/9	8/15	2/2	5/6	11/19
TOWSON	28/29	45/29	73-58	+15	25-53/25-54	.472/.463	11-32/2-14	.344/.143	12-17/6-10	.706/.600	30/30 -	19/9	10/13	3/1	10/5	12/15
Delaware	38/33	37/31	75-64	+11	27-48/26-52	.563/.500	12-26/8-25	.462/.320	9-15/4-4	.600/1000	23/28 (5)	18/10	8/12	0/1	5/5	11/17
Drexel	37/33	53/33	90-66	+24	32-60/26-58	.533/.448	8-22/7-15	.364/.467	18-23/7-11	.783/.636	36/29 +7	14/16	4/8	2/1	5/2	14/17
UNCW	39/28	41/31	80-59	+21	29-60/22-55	.483/.400	12-26/1-7	.462/.143	10-13/14-17	.769/.824	36/31 +5	16/12	7/8	2/5	5/2	15/14
Col. of Charleston	35/33	35/34	70-67	+3	25-55/26-52	.455/.500	8-26/8-18	.308/.444	12-17/7-9	.706/.778	35/24 +11	12/14	11/7	1/2	6/3	11/16
Hofstra	42/26	40/48	82-74	+8	26-52/23-59	.500/.390	14-31/6-20	.452/.300	16-23/22-25	.696/.880	34/35 (1)	19/8	10/7	3/2	5/4	20/17

Note: Game totals are displayed in the format TEAM/OPPONENT for each category



GAME HIGHS & LOWS

NORTHEASTERN GAME HIGHS

POINTS	96	at Bucknell (11/28/18)
	93	DREXEL (12/28/18)
	92	OAKLAND (12/08/18)
	90	at Drexel (03/02/19)
	90	at William & Mary (01/12/19)
FIELD GOALS MADE	36	at Bucknell (11/28/18)
	33	at William & Mary (01/12/19)
FIELD GOAL ATTEMPTS	70	at Elon (01/10/19)
	62	at Bucknell (11/28/18)
FIELD GOAL PERCENTAGE	.604 (32-53)	OAKLAND (12/08/18)
	.600 (33-55)	at William & Mary (01/12/19)
3 PT FIELD GOALS MADE	15	at Col. of Charleston (02/16/19)
	14	vs Hofstra (03/12/19)
3 PT FG ATTEMPTS	33	at Col. of Charleston (02/16/19)
	32	TOWSON (02/23/19)
	32	at Towson (1/24/19)
	32	vs Davidson (11/18/18)
3 PT FG PERCENTAGE	.565 (13-23)	at Harvard (11/09/18)
	.529 (9-17)	vs Alabama (11/15/18)
FREE THROWS MADE	20	HOFSTRA (02/02/19)
	20	at Harvard (11/09/18)
FREE THROW ATTEMPTS	29	OAKLAND (12/08/18)
	26	HOFSTRA (02/02/19)
	26	at Davidson (11/24/18)
FREE THROW PERCENTAGE	.909 (20-22)	at Harvard (11/09/18)
	.882 (15-17)	vs Alabama (11/15/18)
REBOUNDS	46	ELON (02/09/19)
	43	at Elon (01/10/19)
ASSISTS	24	at Bucknell (11/28/18)
	20	at Hofstra (01/05/19)
STEALS	13	at Elon (01/10/19)
	11	WILLIAM & MARY (02/07/19)
BLOCKED SHOTS	5	at Towson (1/24/19)
	5	at Hofstra (01/05/19)
TURNOVERS	18	vs Virginia Tech (11/16/18)
	16	ELON (02/09/19)
	16	ST. BONAVENTURE (12/21/18)
	16	at Vermont (12/16/18)
	16	at Harvard (11/09/18)
FOULS	25	at Vermont (12/16/18)
	22	DELAWARE (12/30/18)

OPPONENT GAME HIGHS

POINTS	88	at Col. of Charleston (02/16/19)
	88	vs Virginia Tech (11/16/18)
	83	DREXEL (12/28/18)
	83	OAKLAND (12/08/18)
	82	DELAWARE (12/30/18)
FIELD GOALS MADE	36	vs Virginia Tech (11/16/18)
	32	DREXEL (12/28/18)
FIELD GOAL ATTEMPTS	71	ELON (02/09/19)
	64	DREXEL (12/28/18)
FIELD GOAL PERCENTAGE	.581 (36-62)	vs Virginia Tech (11/16/18)
	.549 (28-51)	EASTERN MICHIGAN (12/1/18)
3 PT FIELD GOALS MADE	14	vs Virginia Tech (11/16/18)
	13	OAKLAND (12/08/18)
3 PT FG ATTEMPTS	31	ELON (02/09/19)
	31	at Syracuse (12/4/18)
3 PT FG PERCENTAGE	.519 (14-27)	vs Virginia Tech (11/16/18)
	.481 (13-27)	OAKLAND (12/08/18)
FREE THROWS MADE	22	vs Hofstra (03/12/19)
	20	at Col. of Charleston (02/16/19)
FREE THROW ATTEMPTS	28	DELAWARE (12/30/18)
	27	at Vermont (12/16/18)
FREE THROW PERCENTAGE	1.000 (4-4)	at Delaware (02/28/19)
	.909 (20-22)	at Col. of Charleston (02/16/19)
REBOUNDS	43	at Syracuse (12/4/18)
	40	at Towson (1/24/19)
	40	DELAWARE (12/30/18)
ASSISTS	21	vs Virginia Tech (11/16/18)
	20	at Syracuse (12/4/18)
STEALS	11	ELON (02/09/19)
	10	OAKLAND (12/08/18)
BLOCKED SHOTS	5	vs UNCW (03/10/19)
	5	at Towson (1/24/19)
	5	ST. BONAVENTURE (12/21/18)
	5	at Syracuse (12/4/18)
TURNOVERS	20	WILLIAM & MARY (02/07/19)
	17	CHARLESTON (01/17/19)
FOULS	22	DREXEL (12/28/18)
	22	at Davidson (11/24/18)

NORTHEASTERN GAME LOWS

POINTS	49	at Syracuse (12/4/18)
	59	vs Davidson (11/18/18)
	60	vs Virginia Tech (11/16/18)
	64	ST. BONAVENTURE (12/21/18)
	68	vs Alabama (11/15/18)
FIELD GOALS MADE	17	at Syracuse (12/4/18)
	20	vs Virginia Tech (11/16/18)
FIELD GOAL ATTEMPTS	42	vs Alabama (11/15/18)
	42	ST. BONAVENTURE (12/21/18)
FIELD GOAL PERCENTAGE	.340 (17-50)	at Syracuse (12/4/18)
	.367 (22-60)	vs Davidson (11/18/18)
3 PT FIELD GOALS MADE	3	CHARLESTON (01/17/19)
	6	BOSTON UNIVERSITY (11/6/18)
	6	at Syracuse (12/4/18)
3 PT FG ATTEMPTS	17	vs Alabama (11/15/18)
	17	JAMES MADISON (02/21/19)
3 PT FG PERCENTAGE	.143 (3-21)	CHARLESTON (01/17/19)
	.214 (6-28)	at Syracuse (12/4/18)
FREE THROWS MADE	6	vs Davidson (11/18/18)
	6	at Col. of Charleston (02/16/19)
FREE THROW ATTEMPTS	7	vs Davidson (11/18/18)
	8	vs Virginia Tech (11/16/18)
FREE THROW PERCENTAGE	.556 (10-18)	at Vermont (12/16/18)
	.600 (9-15)	at Delaware (02/28/19)
REBOUNDS	22	at Towson (1/24/19)
	23	at Delaware (02/28/19)
ASSISTS	8	CHARLESTON (01/17/19)
	9	HOFSTRA (02/02/19)
STEALS	1	vs Virginia Tech (11/16/18)
	2	at Hofstra (01/05/19)
BLOCKED SHOTS	0	vs Davidson (11/18/18)
	0	at Syracuse (12/4/18)
	0	UNCW (01/19/19)
	0	at Delaware (02/28/19)
TURNOVERS	4	UNCW (01/19/19)
	4	at Drexel (03/02/19)
FOULS	10	EASTERN MICHIGAN (12/1/18)
	11	vs Virginia Tech (11/16/18)
	11	WILLIAM & MARY (02/07/19)
	11	JAMES MADISON (02/21/19)
	11	at Delaware (02/28/19)
	11	vs Col. of Charleston (03/11/19)

OPPONENT GAME LOWS

POINTS	52	vs Alabama (11/15/18)
	58	TOWSON (02/23/19)
	59	ST. BONAVENTURE (12/21/18)
	59	vs UNCW (03/10/19)
	60	CHARLESTON (01/17/19)
	60	WILLIAM & MARY (02/07/19)
	60	ELON (02/09/19)
	60	JAMES MADISON (02/21/19)
FIELD GOALS MADE	19	vs Alabama (11/15/18)
	20	ST. BONAVENTURE (12/21/18)
FIELD GOAL ATTEMPTS	49	CHARLESTON (01/17/19)
	50	ST. BONAVENTURE (12/21/18)
FIELD GOAL PERCENTAGE	.352 (25-71)	ELON (02/09/19)
	.373 (19-51)	vs Alabama (11/15/18)
3 PT FIELD GOALS MADE	1	vs UNCW (03/10/19)
	2	at Towson (1/24/19)
	2	TOWSON (02/23/19)
3 PT FG ATTEMPTS	7	vs UNCW (03/10/19)
	10	at Towson (1/24/19)
3 PT FG PERCENTAGE	.143 (1-7)	vs UNCW (03/10/19)
	.143 (2-14)	TOWSON (02/23/19)
FREE THROWS MADE	2	vs Virginia Tech (11/16/18)
	3	ELON (02/09/19)
FREE THROW ATTEMPTS	4	vs Virginia Tech (11/16/18)
	4	at Delaware (02/28/19)
FREE THROW PERCENTAGE	.300 (3-10)	ELON (02/09/19)
	.500 (2-4)	vs Virginia Tech (11/16/18)
	.500 (5-10)	EASTERN MICHIGAN (12/1/18)
REBOUNDS	22	at Harvard (11/09/18)
	22	at Bucknell (11/28/18)
	22	OAKLAND (12/08/18)
ASSISTS	3	HOFSTRA (02/02/19)
	6	at Col. of Charleston (02/16/19)
STEALS	0	at Hofstra (01/05/19)
	1	DELAWARE (12/30/18)
BLOCKED SHOTS	0	at Elon (01/10/19)
	0	ELON (02/09/19)
	0	at Col. of Charleston (02/16/19)
TURNOVERS	5	at Hofstra (01/05/19)
	7	at Syracuse (12/4/18)
	7	ELON (02/09/19)
	7	vs Col. of Charleston (03/11/19)
	7	vs Hofstra (03/12/19)
	7	vs Davidson (11/18/18)
FOULS	12	vs Davidson (11/18/18)
	12	at Col. of Charleston (02/16/19)

# SUPERLATIVES

## ATTENDANCE

	Games	Totals	Average
Home	13	14,526	1,117
Away	14	52,619	3,759
Neutral	6	19,926	3,321
Total	33	87,881	2,663

## SITUATIONAL RECORDS

	2018-19	2017-18	2016-17
Overall	23-10	23-9	15-16
vs. CAA (season & tourn.)	14-4	14-4	8-11
vs. non-conference	6-6	7-5	7-5
Home games	11-2	12-2	7-4
CAA	8-1	7-2	5-4
Non-conference	3-1	5-0	2-0
Away games	8-6	9-5	7-9
CAA	6-3	7-2	3-5
Non-conference	2-3	2-3	4-4
Neutral site	4-2	2-2	1-2
Ahead at the half	17-4	19-2	9-3
Tied at the half	2-3	1-0	0-0
Behind at the half	4-3	3-7	6-13
Overtime	2-2	2-0	1-0
Morning games	0-1	0-0	0-0
Afternoon games	11-5	9-5	5-5
Night games	12-4	14-4	10-11
Television games	15-10	10-2	5-4
November	3-4	3-4	4-3
December	4-3	5-1	4-2
January	5-2	6-3	5-4
February	8-1	7-1	2-6
March	3-0	2-1	0-1
Monday	1-0	2-0	2-0
Tuesday	1-2	1-1	1-1
Wednesday	1-0	0-1	0-1
Thursday	6-1	6-2	4-4
Friday	3-1	1-2	1-1
Saturday	9-3	9-2	4-9
Sunday	1-3	3-1	3-0
Scoring under 50 points	0-1	0-0	0-0
Scoring 50-59	0-1	0-2	1-2
Scoring 60-69	3-2	2-6	4-8
Scoring 70-79	8-5	9-1	3-5
Scoring 80+	12-1	12-0	7-1
Allowing under 50 points	0-0	1-0	0-0
Allowing 50-59	4-0	4-0	4-1
Allowing 60-69	10-0	13-2	3-3
Allowing 70-79	7-7	4-4	7-7
Allowing 80+	2-3	1-3	1-5
Shooting 50% or better	14-1	12-1	6-3
Shooting 40-49%	9-7	11-4	7-8
Shooting 30-39%	0-2	0-4	2-4
Shooting under 30%	0-0	0-0	0-1
Allowing 50% or better	5-2	5-4	1-7
Allowing 40-49%	14-8	11-5	11-7
Allowing 30-39%	4-0	6-0	3-2
Allowing under 30%	0-0	1-0	0-0
Out-rebounding opp.	14-0	14-2	10-3
Out-rebounded by opp.	7-10	8-5	1-12
Rebounds even	2-0	1-2	4-1
White uniforms	10-3	10-2	6-4
Black uniforms	6-6	7-3	6-5
Red uniforms	4-1	6-4	3-6
Gray uniforms	3-0	0-0	0-0

## Starting Lineups (listed in order of positions, 1-5)

### W-L

11-3	Gresham	Pusica	Roland	Brace	Green
3-1	Gresham	Pusica	Brace	Murphy	Green
3-2	Gresham	Pusica	Occeus	Brace	Green
2-1	Gresham	Roland	Brace	Strong	Green
2-2	Gresham	Roland	Brace	Murphy	Green
1-0	Gresham	Roland	Occeus	Brace	Green
1-0	Pusica	Roland	Occeus	Brace	Green
0-1	Gresham	Pusica	Franklin	Brace	Green

## Margin of Victory/Defeat

	1	2	3	4	5	6	7	8	9	10	11-15	16-19	20-24	25+	Total
Wins	-	-	1	1	1	-	-	1	2	3	7	4	3	-	23
Losses	-	2	2	-	1	-	-	-	2	-	1	-	1	1	10

## Most First Half Points

Northeastern	54	at Bucknell (11/28/18)
	48	Oakland (12/8/18)
Opponents	46	vs. Virginia Tech (11/16/18)
	44	at UNCW (2/14/19)

## Fewest First Half Points

Northeastern	23	Charleston (1/17/19)
	23	at Syracuse (12/4/18)
Opponents	22	vs. Alabama (11/15/18)
	23	Charleston (1/17/19)

## Largest Halftime Lead

Northeastern	19	at Bucknell (11/28/18)
	17	William & Mary (2/7/19)
Opponents	20	vs. Virginia Tech (11/16/18)
	12	at Syracuse (12/4/18)

## Jump Balls Controlled

Northeastern	27	19-8	Jason Strong	1	1
Opponents	6	4-2	Maxime Boursiquot	-	8
			Shawn Occeus	-	1

## How Scored First Points

3-Pointer	13
Dunk	2
Free Throw	2
Jump Shot	7
Lay-up	9

## Scored NU's First Points

Anthony Green	9
Jordan Roland	7
Vasa Pusica	5
Bolden Brace	4
Donnell Gresham	4
Tomas Murphy	3
Shawn Occeus	1

## Dunks

Anthony Green	63
Tomas Murphy	10
Shawn Occeus	5
Jordan Roland	4
Shaquille Walters	1

## Points Leader

Vasa Pusica	15	34
Jordan Roland	8	8
Bolden Brace	4	7
Tomas Murphy	4	6
Shawn Occeus	2	7
Donnell Gresham	1	7
Jeremy Miller	-	6
Maxime Boursiquot	-	1
Anthony Green	-	1

## Reb. Leader

Anthony Green	11	26
Bolden Brace	11	24
Donnell Gresham Jr.	6	12
Vasa Pusica	4	7
Jeremy Miller	3	13
Tomas Murphy	3	5
Jordan Roland	1	1

## Most Second Half Points

Northeastern	53	at Drexel (3/2/19)
	52	Drexel (12/28/18)
Opponents	51	Oakland (12/8/18)
	49	at Towson (1/24/19)

## Fewest Second Half Points

Northeastern	23	at Elon (1/10/19)
	26	Elon (2/9/19)
	26	at Syracuse (12/4/18)
Opponents	25	vs. Elon (2/9/19)
	29	Towson (2/23/19)

## Largest Margin of Victory

Northeastern	24	at Drexel (3/2/19)
	21	vs. UNCW (3/10/19)
Opponents	28	vs. Virginia Tech (11/16/18)
	23	at Syracuse (12/4/18)

Jason Strong	2	2
Jeremy Miller	1	17
Max Boursiquot	-	13

Assists Leader	Sea	Car	20+ Points	Sea	Car
Vasa Pusica	12	40	Vasa Pusica	11	26
Donnell Gresham Jr.	12	19	Jordan Roland	10	12
Bolden Brace	6	9	Shawn Occeus	2	5
Jordan Roland	5	5	Donnell Gresham	2	3
Shawn Occeus	3	5	Tomas Murphy	2	3
Myles Franklin	1	1	Bolden Brace	1	4
Tomas Murphy	2	2	Anthony Green	1	1
Maxime Boursiquot	-	2	Jeremy Miller	-	2
Anthony Green	-	1			
Jeremy Miller	-	1			

30+ Points	Sea	Car
Vasa Pusica	1	4
Jordan Roland	1	1
Bolden Brace	-	1

40+ Points	Sea	Car
Bolden Brace	-	1

10+ Rebounds	Sea	Car
Bolden Brace	6	10
Donnell Gresham Jr.	3	5
Anthony Green	3	7
Tomas Murphy	2	2
Vasa Pusica	1	3
Maxime Boursiquot	-	2
Jeremy Miller	-	1

10+ Assists	Sea	Car
Donnell Gresham	1	1
Vasa Pusica	-	2

Double-Doubles	Sea	Car
Bolden Brace	6	9
Anthony Green	3	6
Donnell Gresham	3	3
Tomas Murphy	2	2
Vasa Pusica	1	5
Max Boursiquot	-	1
Jeremy Miller	-	1

10+ Points	Sea	Car
Vasa Pusica	24	69
Jordan Roland	22	33
Bolden Brace	16	36
Donnell Gresham Jr.	14	29
Anthony Green	11	26
Tomas Murphy	9	18
Shawn Occeus	8	29



## 2018-19 NCAA RANKINGS

Statistic	National Rank	Conference Rank	Value	National Leader	Value	Conference Leader	Value
3-pt Field Goal Attempts (351 ranked)	54	2	830	Savannah St.	1,199	Elon	942
Assist Turnover Ratio (351 ranked)	53	3	1.27	Gonzaga	1.76	Hofstra	1.43
Assists Per Game (351 ranked)	100	5	14.3	Belmont	19.9	William & Mary	17.1
Blocked Shots Per Game (350 ranked)	315	7	2.2	Duke	6.8	William & Mary	4.7
Defensive Rebounds per Game (351 ranked)	224	6	24.79	South Dakota St.	30.69	William & Mary	25.90
Fewest Fouls (351 ranked)	66	5	528	Dayton	445	Col. of Charleston	486
Fewest Turnovers (351 ranked)	52	3	371	Virginia	289	Hofstra	334
Field-Goal Percentage (351 ranked)	21	3	48.2	Gonzaga	53.2	Hofstra	48.8
Field-Goal Percentage Defense (351 ranked)	290	6	45.7	Houston	36.7	Towson	43.6
Free Throw Attempts (351 ranked)	178	4	614	Central Mich.	888	Hofstra	748
Free Throws Made (351 ranked)	121	4	461	UTRGV	616	Hofstra	598
Free-Throw Percentage (351 ranked)	33	4	75.1	Incarnate Word	81.0	Hofstra	79.9
Offensive Rebounds Per Game (351 ranked)	341	10	6.97	Portland St.	15.59	Towson	12.22
Personal Fouls Per Game (351 ranked)	43	4	16.0	Notre Dame	13.8	Col. of Charleston	14.7
Rebound Margin (351 ranked)	192	7	0.1	ETSU	10.5	Towson	5.0
Scoring Defense (351 ranked)	153	2	70.3	Virginia	55.1	Col. of Charleston	68.6
Scoring Margin (351 ranked)	73	2	5.8	Gonzaga	23.8	Hofstra	10.9
Scoring Offense (350 ranked)	86	3	76.1	Gonzaga	88.8	Hofstra	83.6
Steals Per Game (350 ranked)	189	4	6.2	FIU	10.6	Col. of Charleston	6.5
Three Pt FG Defense (351 ranked)	142	2	33.6	Virginia	27.2	Col. of Charleston	33.2
Three-Point Field Goals Per Game (351 ranked)	24	2	9.8	Winthrop	12.4	Elon	10.5
Three-Point Field-Goal Percentage (351 ranked)	16	2	38.8	Lehigh	42.3	Hofstra	38.9
Total 3-point FGM (351 ranked)	21	2	322	Auburn	396	Elon	335
Total Assists (351 ranked)	77	4	473	Michigan St.	644	William & Mary	529
Total Blocks (350 ranked)	309	7	71	Duke	232	William & Mary	146
Total Rebounds (351 ranked)	296	10	1,048	North Carolina	1,437	UNCW	1,222
Total Rebounds Per Game (351 ranked)	326	10	31.76	North Carolina	43.55	UNCW	37.03
Total Steals (351 ranked)	165	4	203	FIU	339	Hofstra	221
Turnover Margin (347 ranked)				FIU	5.8	Hofstra	3.1
Turnovers Forced (351 ranked)	312	4	11.24	FIU	19.75	Hofstra	12.91
Turnovers Per Game (351 ranked)	41	3	11.2	Michigan	8.8	Hofstra	9.8
Won-Lost Percentage (351 ranked)	57	3	69.7	Houston Buffalo	91.2 91.2	Hofstra	79.4

Statistic	Player	National Rank	Conference Rank	Value	National Leader	Value	Conference Leader	Value
3-pt Field Goal Attempts (248 ranked)	Jordan Roland	58	4	238	Chris Clemons, Campbell	376	Stuckey Mosley, James Madison	259
Assist Turnover Ratio (250 ranked)	Donnell Gresham	47	3	2.42	Jalen Avery, Kent St.	5.16	Desure Buie, Hofstra	2.85
Assists Per Game (250 ranked)	Vasa Pusica	120	4	4.2	Ja Morant, Murray St.	10.0	Kai Toews, UNCW	7.7
Blocked Shots Per Game (248 ranked)					Brandon Gilbeck, Western Ill.	3.42	Nathan Knight, William & Mary	2.26
Defensive Rebounds per Game (250 ranked)	Bolden Brace	149	9	5.27	Mike Daum, South Dakota St.	9.34	Devontae Cacok, UNCW	8.27
Double Doubles (204 ranked)	Bolden Brace	157	8	6	Devontae Cacok, UNCW	24	Devontae Cacok, UNCW	24
Field-Goal Percentage (250 ranked)	Vasa Pusica	109	8	49.7	Brandon Clarke, Gonzaga	69.3	Devontae Cacok, UNCW	58.8
Free Throw Attempts (246 ranked)					Colbey Ross, Pepperdine	279	Nathan Knight, William & Mary	231
Free Throws Made (244 ranked)	Vasa Pusica	211	9	107	Deishuan Booker, Long Beach St.	250	Nathan Knight, William & Mary	169
Free-Throw Percentage (250 ranked)	Vasa Pusica	76	5	84.3	Davide Moretti, Texas Tech	93.3	Desure Buie, Hofstra	91.6
Minutes Per Game (250 ranked)	Vasa Pusica Donnell Gresham	115 215	7 11	34:50 33:38	Ky Bowman, Boston College	39:19	Justin Wright-Foreman, Hofstra	37:43
Offensive Rebounds Per Game (248 ranked)					Cletrell Pope, Bethune-Cookman	4.32	Devontae Cacok, UNCW	4.03
Points Per Game (249 ranked)	Vasa Pusica	104	5	17.8	Chris Clemons, Campbell	30.0	Justin Wright-Foreman, Hofstra	27.0
Rebounds Per Game (250 ranked)					Nico Carvacho, Colorado St.	12.9	Devontae Cacok, UNCW	12.3
Steals Per Game (249 ranked)	Vasa Pusica	183	3	1.46	Matisse Thybulle, Washington	3.44	Desure Buie, Hofstra	2.35
Three-Point Field Goals Per Game (248 ranked)	Jordan Roland Vasa Pusica	54 220	4 10	2.94 2.19	Fletcher Magee, Wofford	4.58	Trevor John, Drexel	3.22
Three-Point Field-Goal Percentage (121 ranked)	Jordan Roland	44	3	40.8	Derrick Jamerson, Norfolk St.	51.2	Justin Wright-Foreman, Hofstra	42.9
Total 3-point FGM (243 ranked)	Jordan Roland	43	3	97	Fletcher Magee, Wofford	151	Justin Wright-Foreman, Hofstra	108
Total Assists (248 ranked)	Vasa Pusica	225	6	110	Ja Morant, Murray St.	311	Kai Toews, UNCW	253
Total Blocks (242 ranked)					Brandon Gilbeck, Western Ill.	106	Nathan Knight, William & Mary	70
Total Field Goal Attempts (250 ranked)					Lamine Diane, CSUN	676	Justin Wright-Foreman, Hofstra	628
Total Field Goals Made (243 ranked)					Lamine Diane, CSUN	329	Justin Wright-Foreman, Hofstra	321
Total Minutes (250 ranked)	Donnell Gresham	132	7	110:21	Javon Bess, Saint Louis	1283:45	Justin Wright-Foreman, Hofstra	1282:29
Total Points (249 ranked)					Chris Clemons, Campbell	961	Justin Wright-Foreman, Hofstra	919
Total Rebounds (248 ranked)					Nico Carvacho, Colorado St.	414	Devontae Cacok, UNCW	406
Total Steals (239 ranked)					Matisse Thybulle, Washington	117	Desure Buie, Hofstra	80
Triple Doubles (3 ranked)					Ethan Happ, Wisconsin Ja Morant, Murray St.	2 2		

## 2018-19 NON-CONFERENCE STATISTICS

RECORD:	OVERALL	HOME	AWAY	NEUTRAL
ALL GAMES	6-6	3-1	2-3	1-2
CONFERENCE	0-0	0-0	0-0	0-0
NON-CONFERENCE	6-6	3-1	2-3	1-2

#	Player	gp-gs	min	avg	Total		3-Point		F-Throw		Rebounds				pf	dq	a	to	blk	stl	pts	avg
					fg-fga	fg%	3fg-fga	3fg%	ft-fa	ft%	off	def	tot	avg								
12	Roland, Jordan	12-8	365	30.4	60-121	.496	36-82	.439	27-29	.931	4	25	29	2.4	21	0	21	14	1	14	183	15.3
04	Pusica, Vasa	6-6	192	32.0	26-65	.400	11-32	.344	24-29	.828	1	15	16	2.7	13	0	28	25	0	7	87	14.5
22	Gresham, Donnell	12-12	425	35.4	42-93	.452	27-62	.435	28-36	.778	6	50	56	4.7	18	0	47	24	0	15	139	11.6
33	Murphy, Tomas	12-7	263	21.9	42-79	.532	3-10	.300	24-31	.774	15	35	50	4.2	24	1	15	15	1	5	111	9.3
30	Green, Anthony	12-12	241	20.1	44-62	.710	0-0	.000	14-29	.483	17	36	53	4.4	27	1	3	16	7	6	102	8.5
20	Brace, Bolden	12-12	324	27.0	30-64	.469	18-44	.409	17-21	.810	8	45	53	4.4	25	0	27	17	2	10	95	7.9
00	Strong, Jason	11-2	155	14.1	28-53	.528	9-21	.429	4-6	.667	8	18	26	2.4	16	1	2	9	1	2	69	6.3
11	Miller, Jeremy	12-0	145	12.1	14-27	.519	2-9	.222	10-12	.833	5	23	28	2.3	25	0	6	5	6	4	40	3.3
24	Walters, Shaquille	8-0	117	14.6	3-17	.176	0-4	.000	10-14	.714	1	11	12	1.5	9	0	8	8	1	3	16	2.0
01	Oceus, Shawn	2-0	36	18.0	1-8	.125	0-5	.000	2-6	.333	0	3	3	1.5	6	0	6	4	1	3	4	2.0
13	Franklin, Myles	12-1	136	11.3	5-21	.238	2-11	.182	5-9	.556	3	11	14	1.2	15	0	11	10	0	1	17	1.4
Team											9	13	22				8					
Total.....		12	2399		295-610	.484	108-280	.386	165-222	.743	77	285	362	30.2	199	3	174	155	20	70	863	71.9
Opponents.....		12	2400		315-663	.475	100-273	.366	141-203	.695	95	265	360	30.0	214	-	165	131	29	82	871	72.6

TEAM STATISTICS	NU	OPP	Date	Opponent	Score	Att.
SCORING	863	871	11/6/18	BOSTON UNIVERSITY	L 74-77	1180
Points per game	71.9	72.6	11/09/18	at Harvard	W 81-71	1481
Scoring margin	-0.7	-	11/15/18	vs Alabama	W 68-52	2648
FIELD GOALS-ATT	295-610	315-663	11/16/18	vs Virginia Tech	L 60-88	2752
Field goal pct	.484	.475	11/18/18	vs Davidson	L 59-71	3985
3 POINT FG-ATT	108-280	100-273	11/24/18	at Davidson	L 69-78	3885
3-point FG pct	.386	.366	11/28/18	at Bucknell	W 96-78	2121
3-pt FG made per game	9.0	8.3	12/1/18	EASTERN MICHIGAN	W 81-67	1147
FREE THROWS-ATT	165-222	141-203	12/4/18	at Syracuse	L 49-72	20416
Free throw pct	.743	.695	12/08/18	OAKLAND	W 92-83	763
F-Throws made per game	13.8	11.8	12/16/18	at Vermont	L 70-75	2629
REBOUNDS	362	360	12/21/18	ST. BONAVENTURE	W 64-59	2348
Rebounds per game	30.2	30.0				
Rebounding margin	+0.2	-				
ASSISTS	174	165				
Assists per game	14.5	13.8				
TURNOVERS	155	131				
Turnovers per game	12.9	10.9				
Turnover margin	-2.0	-				
Assist/turnover ratio	1.1	1.3				
STEALS	70	82				
Steals per game	5.8	6.8				
BLOCKS	20	29				
Blocks per game	1.7	2.4				
ATTENDANCE	5438	39917				
Home games-Avg/Game	4-1360	5-6106				
Neutral site-Avg/Game	-	3-3128				

\* - Conference game

Score by Periods	1st	2nd	Totals
Northeastern	405	458	863
Opponents	398	473	871





## 2018-19 CONFERENCE STATISTICS

RECORD:	OVERALL	HOME	AWAY	NEUTRAL
ALL GAMES	14-4	8-1	6-3	0-0
CONFERENCE	14-4	8-1	6-3	0-0
NON-CONFERENCE	0-0	0-0	0-0	0-0

#	Player	gp-gs	min	avg	Total		3-Point		F-Throw		Rebounds								pts	avg		
					fg-fga	fg%	3fg-fga	3fg%	ft-fa	ft%	off	def	tot	avg	pf	dq	a	to			blk	stl
04	Pusica, Vasa	17-16	622	36.6	108-203	.532	36-91	.396	73-87	.839	9	63	72	4.2	36	1	67	51	3	27	325	19.1
12	Roland, Jordan	18-12	555	30.8	87-204	.426	51-133	.383	36-41	.878	10	35	45	2.5	42	1	32	15	6	24	261	14.5
01	Occeus, Shawn	9-7	266	29.6	37-91	.407	16-47	.340	15-24	.625	6	21	27	3.0	24	0	19	7	7	9	105	11.7
20	Brace, Bolden	18-18	614	34.1	69-146	.473	33-80	.413	31-40	.775	14	108	122	6.8	42	0	48	23	5	18	202	11.2
30	Green, Anthony	18-18	461	25.6	66-100	.660	0-0	.000	37-63	.587	33	72	105	5.8	53	0	10	32	19	7	169	9.4
22	Gresham, Donnell	18-17	587	32.6	48-118	.407	26-68	.382	43-50	.860	9	78	87	4.8	25	0	50	18	0	23	165	9.2
33	Murphy, Tomas	15-1	267	17.8	48-88	.545	9-16	.563	10-13	.769	18	32	50	3.3	24	1	8	21	2	7	115	7.7
13	Franklin, Myles	14-0	133	9.5	8-18	.444	5-12	.417	9-15	.600	6	4	10	0.7	15	0	10	6	0	1	30	2.1
11	Miller, Jeremy	14-0	107	7.6	10-23	.435	3-12	.250	2-3	.667	7	8	15	1.1	13	0	4	5	1	0	25	1.8
00	Strong, Jason	15-1	107	7.1	8-23	.348	1-8	.125	2-3	.667	3	11	14	0.9	8	0	4	6	2	1	19	1.3
24	Walters, Shaquille	2-0	7	3.5	0-0	.000	0-0	.000	0-0	.000	0	1	1	0.5	1	0	0	1	0	0	0	0.0
	Team										13	20	33				3					
	Total.....	18	3726		489-1014	.482	180-467	.385	258-339	.761	128	453	581	32.3	283	3	252	188	45	117	1416	78.7
	Opponents.....	18	3725		469-1041	.451	111-354	.314	199-270	.737	149	445	594	33.0	316	-	192	218	31	88	1248	69.3

TEAM STATISTICS	NU	OPP
SCORING	1416	1248
Points per game	78.7	69.3
Scoring margin	+9.3	-
FIELD GOALS-ATT	489-1014	469-1041
Field goal pct	.482	.451
3 POINT FG-ATT	180-467	111-354
3-point FG pct	.385	.314
3-pt FG made per game	10.0	6.2
FREE THROWS-ATT	258-339	199-270
Free throw pct	.761	.737
F-Throws made per game	14.3	11.1
REBOUNDS	581	594
Rebounds per game	32.3	33.0
Rebounding margin	-0.7	-
ASSISTS	252	192
Assists per game	14.0	10.7
TURNOVERS	188	218
Turnovers per game	10.4	12.1
Turnover margin	+1.7	-
Assist/turnover ratio	1.3	0.9
STEALS	117	88
Steals per game	6.5	4.9
BLOCKS	45	31
Blocks per game	2.5	1.7
ATTENDANCE	9088	22087
Home games-Avg/Game	9-1010	9-2454
Neutral site-Avg/Game	-	0-0

Date	Opponent	Score	Att.
* 12/28/18	DREXEL	W 93-83	845
* 12/30/18	DELAWARE	Lo2 80-82	760
* 01/05/19	at Hofstra	L 72-75	1618
* 01/10/19	at Elon	Wot 81-70	1497
* 01/12/19	at William & Mary	W 90-70	3367
* 01/17/19	CHARLESTON	W 69-60	1074
* 01/19/19	UNCW	W 88-71	800
* 1/24/19	at Towson	L 72-75	1023
* 01/26/19	at James Madison	W 78-68	2728
* 02/02/19	HOFSTRA	W 75-61	1208
* 02/07/19	WILLIAM & MARY	W 72-60	795
* 02/09/19	ELON	Wot 72-60	1264
* 02/14/19	at UNCW	W 81-77	3482
* 02/16/19	at Col. of Charleston	Lot 79-88	4867
* 02/21/19	JAMES MADISON	W 76-60	910
* 02/23/19	TOWSON	W 73-58	1432
* 02/28/19	at Delaware	W 75-64	2157
* 03/02/19	at Drexel	W 90-66	1348

\* - Conference game

Score by Periods	1st	2nd	OT	OT2	Totals
Northeastern	635	725	47	9	1416
Opponents	567	637	33	11	1248

## 2018-19 SEVEN-GAME WIN-STREAK STATS

RECORD:	OVERALL	HOME	AWAY	NEUTRAL
ALL GAMES	7-0	2-0	2-0	3-0
CONFERENCE	4-0	2-0	2-0	0-0
NON-CONFERENCE	3-0	0-0	0-0	3-0

#	Player	gp-gs	min	avg	Total		3-Point		F-Throw		Rebounds				pf	dq	a	to	blk	stl	pts	avg
					fg-fga	fg%	3fg-fga	3fg%	ft-fa	ft%	off	def	tot	avg								
04	Pusica, Vasa	7-7	245	35.0	44-87	.506	21-46	.457	22-27	.815	5	25	30	4.3	13	0	33	14	3	12	131	18.7
12	Roland, Jordan	7-6	220	31.4	34-77	.442	19-51	.373	9-9	1.000	3	10	13	1.9	12	0	13	3	3	5	96	13.7
01	Oceus, Shawn	3-0	74	24.7	11-25	.440	7-17	.412	4-6	.667	0	8	8	2.7	8	0	3	7	1	7	33	11.0
33	Murphy, Tomas	5-1	105	21.0	22-37	.595	2-5	.400	8-13	.615	6	11	17	3.4	11	1	8	7	1	2	54	10.8
30	Green, Anthony	7-7	170	24.3	30-38	.789	0-0	.000	12-26	.462	13	33	46	6.6	15	0	6	9	3	2	72	10.3
20	Brace, Bolden	7-7	229	32.7	22-45	.489	10-22	.455	12-15	.800	4	47	51	7.3	10	0	23	6	0	6	66	9.4
22	Gresham, Donnell	7-7	238	34.0	18-46	.391	9-26	.346	10-14	.714	6	21	27	3.9	13	0	19	4	0	6	55	7.9
00	Strong, Jason	6-0	27	4.5	7-10	.700	0-2	.000	3-4	.750	1	4	5	0.8	3	0	2	3	2	0	17	2.8
13	Franklin, Myles	5-0	54	10.8	3-9	.333	2-6	.333	6-9	.667	1	1	2	0.4	5	0	3	3	0	1	14	2.8
11	Miller, Jeremy	4-0	38	9.5	2-8	.250	2-5	.400	2-2	1.000	2	3	5	1.3	4	0	0	0	0	0	8	2.0
	Team										10	10	20					2				
	Total.....	7	1400		193-382	.505	72-180	.400	88-125	.704	51	173	224	32.0	94	1	110	58	13	41	546	78.0
	Opponents.....	7	1400		171-384	.445	38-119	.319	68-85	.800	46	162	208	29.7	115	-	78	70	14	27	448	64.0

TEAM STATISTICS	NU	OPP
SCORING	546	448
Points per game	78.0	64.0
Scoring margin	+14.0	-
FIELD GOALS-ATT	193-382	171-384
Field goal pct	.505	.445
3 POINT FG-ATT	72-180	38-119
3-point FG pct	.400	.319
3-pt FG made per game	10.3	5.4
FREE THROWS-ATT	88-125	68-85
Free throw pct	.704	.800
F-Throws made per game	12.6	9.7
REBOUNDS	224	208
Rebounds per game	32.0	29.7
Rebounding margin	+2.3	-
ASSISTS	110	78
Assists per game	15.7	11.1
TURNOVERS	58	70
Turnovers per game	8.3	10.0
Turnover margin	+1.7	-
Assist/turnover ratio	1.9	1.1
STEALS	41	27
Steals per game	5.9	3.9
BLOCKS	13	14
Blocks per game	1.9	2.0
ATTENDANCE	2342	9996
Home games-Avg/Game	2-1171	2-1752
Neutral site-Avg/Game	-	3-2164

Date	Opponent		Score	Att.
* 02/21/19	JAMES MADISON	w	76-60	910
* 02/23/19	TOWSON	w	73-58	1432
* 02/28/19	at Delaware	w	75-64	2157
* 03/02/19	at Drexel	w	90-66	1348
03/10/19	vs UNCW	w	80-59	0
03/11/19	vs Col. of Charleston	w	70-67	3599
03/12/19	vs Hofstra	w	82-74	2892

\* - Conference game

Score by Periods	1st	2nd	Totals
Northeastern	252	294	546
Opponents	208	240	448



## 2018-19 SEASON STATISTICS

RECORD:	OVERALL	HOME	AWAY	NEUTRAL
ALL GAMES	23-10	11-2	8-6	4-2
CONFERENCE	14-4	8-1	6-3	0-0
NON-CONFERENCE	9-6	3-1	2-3	4-2

#	Player	Total					3-Point		F-Throw		Rebounds											
		gp-gs	min	avg	fg-fga	fg%	3fg-fga	3fg%	ft-fa	ft%	off	def	tot	avg	pf	dq	a	to	blk	stl	pts	avg
04	Pusica, Vasa	26-25	908	34.9	149-300	.497	57-142	.401	107-127	.843	11	90	101	3.9	55	1	110	84	5	38	462	17.8
12	Roland, Jordan	33-23	1010	30.6	162-357	.454	97-238	.408	65-72	.903	15	65	80	2.4	66	1	57	30	8	39	486	14.7
01	Occeus, Shawn	14-7	376	26.9	49-124	.395	23-69	.333	21-36	.583	6	32	38	2.7	38	0	28	18	9	19	142	10.1
20	Brace, Bolden	33-33	1034	31.3	110-230	.478	56-135	.415	55-70	.786	24	174	198	6.0	70	0	88	43	7	31	331	10.0
22	Gresham, Donnell	33-32	1111	33.7	96-231	.416	55-140	.393	77-94	.819	19	138	157	4.8	51	0	104	43	0	38	324	9.8
30	Green, Anthony	33-33	769	23.3	119-174	.684	0-0	.000	56-102	.549	56	122	178	5.4	85	1	14	50	26	14	294	8.9
33	Murphy, Tomas	30-8	575	19.2	99-182	.544	12-26	.462	37-50	.740	35	70	105	3.5	58	3	27	39	4	12	247	8.2
00	Strong, Jason	28-3	274	9.8	40-82	.488	10-30	.333	7-10	.700	12	31	43	1.5	26	1	6	16	4	3	97	3.5
11	Miller, Jeremy	27-0	263	9.7	24-53	.453	5-22	.227	12-15	.800	14	32	46	1.7	39	0	10	10	7	4	65	2.4
13	Franklin, Myles	27-1	281	10.4	13-41	.317	7-24	.292	14-24	.583	9	15	24	0.9	30	0	21	17	0	2	47	1.7
24	Walters, Shaquille	10-0	124	12.4	3-17	.176	0-4	.000	10-14	.714	1	12	13	1.3	10	0	8	9	1	3	16	1.6
	Team										28	37	65					12				
	Total.....	33	6725		864-1791	.482	322-830	.388	461-614	.751	230	818	1048	31.8	528	7	473	371	71	203	2511	76.1
	Opponents.....	33	6725		855-1870	.457	226-672	.336	383-524	.731	263	781	1044	31.6	577	-	391	371	69	179	2319	70.3

TEAM STATISTICS	NU	OPP
SCORING	2511	2319
Points per game	76.1	70.3
Scoring margin	+5.8	-
FIELD GOALS-ATT	864-1791	855-1870
Field goal pct	.482	.457
3 POINT FG-ATT	322-830	226-672
3-point FG pct	.388	.336
3-pt FG made per game	9.8	6.8
FREE THROWS-ATT	461-614	383-524
Free throw pct	.751	.731
F-Throws made per game	14.0	11.6
REBOUNDS	1048	1044
Rebounds per game	31.8	31.6
Rebounding margin	+0.1	-
ASSISTS	473	391
Assists per game	14.3	11.8
TURNOVERS	371	371
Turnovers per game	11.2	11.2
Turnover margin	+0.0	-
Assist/turnover ratio	1.3	1.1
STEALS	203	179
Steals per game	6.2	5.4
BLOCKS	71	69
Blocks per game	2.2	2.1
ATTENDANCE	14526	68495
Home games-Avg/Game	13-1117	14-3758
Neutral site-Avg/Game	-	6-2646


Score by Periods	1st	2nd	OT	OT2	Totals
Northeastern	1156	1299	47	9	2511
Opponents	1052	1223	33	11	2319

Date	Opponent		Score	Att.
11/6/18	BOSTON UNIVERSITY	L	74-77	1180
11/09/18	at Harvard	W	81-71	1481
11/15/18	vs Alabama	W	68-52	2648
11/16/18	vs Virginia Tech	L	60-88	2752
11/18/18	vs Davidson	L	59-71	3985
11/24/18	at Davidson	L	69-78	3885
11/28/18	at Bucknell	W	96-78	2121
12/1/18	EASTERN MICHIGAN	W	81-67	1147
12/4/18	at Syracuse	L	49-72	20416
12/08/18	OAKLAND	W	92-83	763
12/16/18	at Vermont	L	70-75	2629
12/21/18	ST. BONAVENTURE	W	64-59	2348
* 12/28/18	DREXEL	W	93-83	845
* 12/30/18	DELAWARE	Lo2	80-82	760
* 01/05/19	at Hofstra	L	72-75	1618
* 01/10/19	at Elon	Wot	81-70	1497
* 01/12/19	at William & Mary	W	90-70	3367
* 01/17/19	CHARLESTON	W	69-60	1074
* 01/19/19	UNCW	W	88-71	800
* 1/24/19	at Towson	L	72-75	1023
* 01/26/19	at James Madison	W	78-68	2728
* 02/02/19	HOFSTRA	W	75-61	1208
* 02/07/19	WILLIAM & MARY	W	72-60	795
* 02/09/19	ELON	Wot	72-60	1264
* 02/14/19	at UNCW	W	81-77	3482
* 02/16/19	at Col. of Charleston	Lot	79-88	4867
* 02/21/19	JAMES MADISON	W	76-60	910
* 02/23/19	TOWSON	W	73-58	1432
* 02/28/19	at Delaware	W	75-64	2157
* 03/02/19	at Drexel	W	90-66	1348
03/10/19	vs UNCW	W	80-59	0
03/11/19	vs Col. of Charleston	W	70-67	3599
03/12/19	vs Hofstra	W	82-74	2892


\* - Conference game

## TV/RADIO SPOT CHART


\*\*Feel free to tear out for spot chart/combined stats



**JASON STRONG**  
RFr. F 6-8 217  
Coconut Creek, Fla.  
Westminster Acad.



**SHAWN OCCEUS**  
Jr. G 6-4 208  
Boynton Beach, Fla.  
Grandview Prep



**VASA PUSICA**  
RSr. G 6-5 210  
Belgrade, Serbia  
Sunrise Christian Acad./San Diego



**GREG EBOIGBODIN**  
RFr. F 6-9 225  
Benin City, Nigeria  
Univ. of Detroit Jesuit./Illinois



**JEREMY MILLER**  
Sr. F 6-10 225  
Milton, Mass.  
New Hampton School



**JORDAN ROLAND**  
RJo. G 6-1 171  
Syracuse, N.Y.  
Westhill/George Washington



**MYLES FRANKLIN**  
So. G 6-4 170  
Brea, Calif.  
Villa Park



**Maxime BOURSQUOT**  
Jr. G/F 6-5 211  
Ottawa, Ontario  
Immaculata/Kent School



**BOLDEN BRACE**  
Jr. G 6-6 227  
Santa Barbara, Calif.  
Santa Barbara



**DONNELL GRESHAM JR.**  
RJR. G 6-1 203  
St. Paul, Minn.  
Cretin-Derham Hall



**SHAQUILLE WALTERS**  
RFr. G/F 6-6 190  
London, England  
Lee Acad./Santa Clara



**ANTHONY GREEN**  
Sr. C 6-10 252  
Quincy, Mass.  
North Quincy/Tilton School



**TOMAS MURPHY**  
So. F 6-8 220  
Wakefield, R.I.  
Northfield Mount Hermon



**BILL COEN**  
Head Coach  
13th Season