

## ASU 2018-2019 SCHEDULE

Date Opp. (TV/Radio).....FINAL/TIP

11/6 CS Fullerton (P12).... W, 102-94 2OT

### MGM RESORTS MAIN EVENT-TEMPE

11/9 McNeese State (P12)..... W, 80-52

11/12 LBSU (P12)..... W, 90-58

11/15 @San Francisco (P12)..... PPD

### MGM MAIN EVENT/T-MOBILE

11/19 #15 Miss. St. (ESPNJ)..... W, 72-67

11/21 Utah State (ESPNJ)..... W, 87-82

11/28 Omaha (P12/620 AM)..... W, 89-71

12/1 Texas Southern (P12/98.7)..... W, 83-71

12/7 #6 Nevada at HoopHall Classic  
(@STAPLES/ESPN2/620)..... L, 66-72

12/15 @Georgia (SEC/620)..... W, 76-64

12/17 @Vanderbilt (SEC/620)..... L, 65-81

12/22 #1 Kansas (ESPN2/620)..... 7

12/29 Princeton (P12/620)..... 2

1/3 Utah (P12)..... 6

1/5 Colorado (P12)..... 4

1/9 @California (P12)..... 6 PT

1/12 @Stanford (P12)..... 3 PT

1/17 Oregon St. (FS1)..... 8

1/19 Oregon (P12)..... 7:30

1/24 @UCLA (FS1)..... 8 PT

1/26 @USC (ESPNJ)..... 5 PT

1/31 Arizona (ESPN2)..... 7

2/7 Wash. St. (P12)..... 6

2/9 Washington (ESPN2)..... 8

2/13 @Colorado (FS1)..... 8:30

2/16 @Utah (FS1)..... 8:10

2/20 Stanford (ESPN2)..... 7

2/24 California (P12)..... 4

2/28 Oregon (P12)..... 8 PT

3/3 @Oregon St. (ESPNJ)..... 5 PT

3/9 @Arizona (CBS)..... 2

### (Pac-12 Tournament/Las Vegas)

3/13

-16 T-Mobile Arena..... TBD

### FINAL FOUR TRIVIA

Coach Hurley (1992) and Danny Manning (1988) are only current college coaches who earned Final Four MOP.

### TURNED IT AROUND FAST

Buffalo was 285-369 (.436) in 22 seasons after going DI (1991-2013). The Bulls were 42-20 (.678) in Coach Hurley's two seasons. He is 100-69 (.592) in six years as a head coach.

# SUN DEVIL

## M E N ' S B A S K E T B A L L

### @SUNDEVILHOOPS (8-2) HOSTS NO. 1 FOR SECOND TIME IN SCHOOL HISTORY

Sat., Dec. 22 - #1 Kansas (9-0) 7 MT/ESPN2/620 AM ASU won at #2 KU 95-85 last year

Sat., Dec. 29 - Princeton 2 MT/Pac-12 Network/620 AM Final game before Pac-12

**HOSTING NO. 1:** The Arizona State Sun Devils (8-2) -- who advanced to the NCAA Tournament for the first time since 2014 last year and just the fourth time in 24 seasons -- gets its second chance in school history to host No. 1 when the Kansas Jayhawks (10-0) come to town on Saturday, Dec. 22, for a 7 p.m. ESPN2 contest. ASU nationally ranks 21st in offensive rebounds per game (13.9), seventh in rebounds per game (44.2), 11th in rebound margin (+10.7) and is third in the Pac-12 in scoring (81.0). Zylan Cheatham, the Dec. 3 Pac-12 Player of the Week, registered ASU's second triple double in the Dec. 1 win over Texas Southern, Nov. 23 Pac-12 POTW Luguentz Dort is the sixth-highest freshman scorer in the nation (19.8) and Remy Martin also took home a Pac-12 POTW (Dec. 17). ASU is 37-12 (.755) outside of Pac-12 play under Coach Hurley. Tim Healey and Kyle Dodd are on the Sun Devil Radio Network (620 AM), while Dave Pasch and Bill Walton have the ESPN2 call.

**PLAYING FOLKS:** Bobby Hurley is going to make an attempt to play some folks. In his first year after looking at a schedule he inherited that included tilts vs. NC State/Marquette in Brooklyn, at Creighton, at UNLV and No. 18 Texas A&M, he put the wheels in motion to make it even better by playing at Kentucky and filled a holiday break hole that could have been a yawner with Stephen F. Austin. In 2016-17, ASU played No. 1 Kentucky in the Bahamas, Purdue in NYC, at San Diego State and vs. No. 9 Creighton. Last year besides Kansas ASU played Xavier and hosted 2017 NCAA Tournament product Vanderbilt. Kansas is the sixth top-10 non-conference opponent Coach Hurley has played in his four years. ASU faced one in the previous 17 seasons.

### ASU REGULAR SEASON OOC GAMES VS. TOP-10 TEAMS (SINCE JOINING PAC-10)

#1 Kansas at ASU (Dec. 22, 2018)

#6 Nevada 72, ASU 66 at STAPLES Center (Dec. 7, 2018)

ASU 95 @#2 Kansas 85 (Dec. 10, 2017)

#9 Creighton 96, ASU 85 (Dec. 20, 2016)

#1 Kentucky 115, ASU 69 (Nov. 28, 2016 at Bahamas)

@#5 Kentucky 72, ASU 58 (Dec. 12, 2015)

#7 Duke 64, ASU 53 (Nov. 25, 2009 at MSG)

#2 Kansas 90, ASU 88, OT (Nov. 26, 1997 at MSG)

ASU 97, #7 Maryland 90 (November 23, 1994 at Maui)

@#8 Oklahoma St. 87, ASU 69 (December 2, 1993)

@#9 Kentucky 94, ASU 68 (December 14, 1991)

@#2 Kansas 90, ASU 67 (December 22, 1989)

#10 North Carolina 85, ASU 66 (December 23, 1984 at Tokyo)

#6 Missouri 48, ASU 47 (December 27, 1982 at Honolulu)

**#16 ASU 95, @#2 KANSAS 85 (DEC. 10, 2017):** ASU was down 15-2 before the first media timeout, but used a 15-0 second-half run to earn a 95-85 win at No. 2 Kansas. ASU's 58 second-half points was the most scored vs. KU in half since Texas Tech scored 60 in the second half on Feb. 13, 1999 and the 95 points is the most by Allen Fieldhouse visitor in regulation game since Kentucky's 95 on Dec. 9, 1989. Tra Holder led ASU with 29 points (8-for-16), adding seven assists, while Shannon Evans II and Remy Martin added 22 and 21. Martin was 8-of-11 from the floor and added five steals. KU entered the game 225-10 under Coach Self at Phog, but ASU was 19-of-33 (.576) from the field in the second half and 14-of-28 (.500) from the three-point stripe for the game. The win at No. 2 Kansas marked the highest OOC ranked opponent the Sun Devils ever defeated as only the win over top-ranked and undefeated Oregon State on March 7, 1981, was higher.

**ASU MEDIA RELATIONS:** ASU men's basketball SID Doug Tammara can be reached directly at 480-734-7795 or via e-mail at tammara@asu.edu. The ASU website is: [www.TheSunDevils.com](http://www.TheSunDevils.com).

POS #	SUN DEVIL	YR	HT/WT	2018-2019 SUN DEVIL ROSTER NOTES
G 0	Luguentz Dort	FR	6-4/215	Top-100 recruit who is strong and gets in the lane with ease; speaks French
G 1	Remy Martin	SO	6-0/170	Top-100 2017 signee; energizer bunny, 2018 Pac-12 Co-Sixth Man of the Year
G 2	Rob Edwards	JR	6-4/205	Transfer from Cleveland State who was CSU's leader scorer
F 3	Mickey Mitchell	JR	6-7/225	Played lot of minutes as freshman at Ohio State in 2015-16; Orlando resident
G 5	Kyle Feit	FR	6-4/190	Product of IMG Academy
F 10	Vitaliy Shibel	SO	6-9/210	Sophomore who had ACL injury and redshirted 2016-17/from Ukraine
G 11	Elias Valtonen	FR	6-7/195	Finland native with solid shooting stroke
G 14	Kimani Lawrence	SO	6-7/200	Long sophomore can guard 5 positions & play 4 of them/ <u>missed first 13 games last year</u>
G 21	Jack Roggin	FR	6-0/165	Walk-on from Southern California
F 23	Romello White	SO	6-8/220	Atlanta product who had Jerry Stackhouse as his AAU coach
G 24	Jordan Salzman	SO	5-10/175	Walkon from New York
G 25	Grant Fogerty	SO	6-0/175	Local walkon addition from Desert Mountain High School in Scottsdale
G 31	Trevor Thompson	SO	6-2/175	Second-year walkon from Moon Valley High School in Phoenix
F 32	De'Quon Lake	SR	6-10/225	JC transfer originally from Virgin Islands/24 points, 8 boards, 3 blocks in 2017-18 opener
C 34	Uros Plavsic	FR	7-0/240	Serbian big man with good athletic ability/PLAN IS TO REDSHIRT THIS YEAR
F 35	Taeshon Cherry	FR	6-8/210	San Diego big man who was in everyone's top-75/Solid 3-point range
F 45	Zylan Cheatham	SR	6-8/201	Transfer from San Diego State/smart and energetic and vocal leader
<b>Head Coach:</b> Bobby Hurley/42-20 at Buffalo (2013-15); 1992 Final Four MOP; 58-49 (.542) at ASU/4th year				
<b>Coaching Staff:</b> Rashon Burno, Anthony Coleman, Drazen Zlovacic				
<b>Special Assistant to HC:</b> Ben Wood			<b>Video:</b> Justin McLean	
<b>Operations:</b> Derrick Wrobel			<b>Performance:</b> Daniel Marshall	

**GAME #10: @VANDERBILT 81, ASU 65 (DEC. 17, 2018):** ASU had leads of 9-0 and 25-16 but couldn't sustain and shot .323 (21-of-65) in losing the back half of a two games in three days SEC road trip. VU hit 12-of-28 threes and outscored ASU 18-3 in the final 5:53 of the first half. It led 54-42 before ASU closed it to 62-59 with 3:54 left. Vandy then went on a 7-0 run and made free throws to seal the win. Rob Edwards had 14 points off the bench while Zylan Cheatham had 14 rebounds.

**REFRESH:** ASU's top three scorers are gone and took with them many points and fun times, but the Sun Devil have six lettermen, a pair of high-level transfers and a top-20 recruiting class. Last year then third-year head coach Bobby Hurley (two-time NCAA champion, 1992 Final Four MOP and NCAA career assist leader) and the Sun Devils were the final undefeated team (12-0), beat No. 1 seeds Xavier and Kansas and went 5-2 against NCAA Tournament teams. ASU averaged 10,603 fans, topping the 9,514 school record set in 1995-96.

**SWEET LU:** One of the most impressive newcomers in all of college basketball is Luguentz Dort, who earned Nov. 26 Pac-12 Player of the Week and Andy Katz's National Player of the Week after averaging 25 points and eight rebounds as ASU won the MGM Resorts Main Event in Las Vegas (Nov. 19-21). Dort is the first ASU freshman to garner the league's weekly award since James Harden in January of 2008.

#### TOP SCORING GAMES FOR LUGUENTZ DORT

- 33 vs. Utah State @Las Vegas, Nov. 21, 2018
- 28 vs. Cal State Fullerton, Nov. 6, 2018
- 25 vs. McNeese State, Nov. 9, 2018
- 24 vs. #6 Nevada, Dec. 7, 2018

**WINGSPAN:** ASU has six players with wingspan of at least 6-11: redshirting freshman Uros Pavsic (7-2.5), De'Quon Lake (7-2), Zylan Cheatham (7-0.5), Romello White (7-0.25), Vitaliy Shibel (6-11.75) and Kimani Lawrence (6-11.5).

**20:** ASU won 20 straight regular season OOC games, the sixth-best Pac-12 streak in past 23 seasons, prior to its 72-66 Dec. 7 loss to Nevada.

#### REGULAR SEASON PAC-12 OOC WIN STREAKS

##### (1996-PRESENT)

- 39, Arizona, 12/20/11-12/19/14
- 26, Stanford, 11/11/99-11/24/01
- 24, Washington, 12/5/04-12/4/06
- 23, USC, 12/3/15-11/22/17
- 21, Washington State, 12/5/06-11/29/08
- 20, Arizona State, 12/17/16-12/7/18**

**RUN AND JUMP:** Best approach vertical on the team is Zylan Cheatham at 41.5 inches, with Remy Martin not far behind at 40 inches.

**WILD STAT:** ASU started 7-0 for the second time in the past 38 seasons, but the for second year in a row. ASU had not been 7-0 since 1980-81 (Byron Scott and Fat Lever) but has done it in the past two seasons..

#### BEST STARTS IN ASU HISTORY

- 12-0/2017-18 (Bobby Hurley)**
- 9-0/1974-75 (Ned Wulk)
- 7-0/2018-19 (Bobby Hurley)**
- 7-0/1980-81 (Ned Wulk)

**VS. RANKED TEAMS:** ASU has defeated five ranked teams in Bobby Hurley's tenure, including four out of conference and three of them away from home. The Nov. 24, 2017, Xavier win was the highest ranked OOC team ASU had topped since it beat No. 7 Maryland in the 1994 Maui Invitational...until it won at #2 Kansas on Dec. 10. ASU followed that up with a Nov. 19 win over No. 15 Mississippi State this year.

**ASU WINS VS. RANKED TEAMS UNDER BOBBY HURLEY**

ASU 72, #15 Mississippi State 67 (Nov. 19, 2018/Las Vegas)

ASU 95, at #2 Kansas 85 (Dec. 10, 2017)

ASU 102, #15 Xavier 86 (Nov. 24, 2017/Las Vegas)

ASU 74, #23 USC 67 (Feb. 12, 2016)

ASU 67, #18 Texas A&M 54 (Dec. 5, 2015)

**ASU AND KANSAS:** ASU is 5-5 vs. Kansas, who has been to the NCAA Tournament the past 28 seasons and won its 14th straight Big 12 regular season title last season.

**ASU VS. KANSAS (5-5)**

#16 ASU 95, @#2 Kansas 85 (Dec. 10, 2017)

#6 Kansas 108, ASU 76 (March 22, 2003/NCAA @Oklahoma City)

#2 Kansas 90, ASU 88 (Nov. 26, 1997/Preseason NIT @NYC)

ASU 70, Kansas 68 (Nov. 23, 1990)

@ #2 Kansas 90, ASU 67 (Dec. 22, 1989)

@Kansas 63, ASU 62 (Nov. 30, 1981)

#5 Kansas 88, #3 ASU 71 (March 14, 1981/NCAA @Wichita)

ASU 73, Kansas 65, OT (Dec. 29, 1979)

ASU 71, Kansas 62 (Dec. 14, 1962)

ASU 72, Kansas 58 (Dec. 11, 1961)

**KIMANI IS BACK:** Kimani Lawrence's freshman season gets an asterisk. Last year he started in all three exhibition games and had 15 points and nine boards vs. Northern State and 18 points and five boards vs. Arizona Christian. The night before the season opener he suffered a stress fracture in left foot that kept him out until Pac-12 play. In the opener vs. Cal State Fullerton he posted 16 points (previous best was nine) and minutes (36). He had 22 points including the game-winning three pointer in the Nov. 19 win over No. 15 Mississippi State.

**KIMANI LAWRENCE QUICK NOTES**

✓ Double-figures in seven games

✓ 20 threes this year/3-15 last year

✓ 35-41 (.854) from FT line in career

✓ 6-11 1/2 wingspan

**REMY!!!:** The Pac-12 Sixth Man of the Year officially returned in 30+ seasons in 2017-18 and freshman Remy Martin shared the award with CU's Devon Collier. The previous Pac-10 Sixth Man of the Year was awarded from 1984-87. Martin – with zero starts -- averaged 9.6 points, had 94 assists and was 71-of-94 (.755) from the free throw line in 23.8 minutes per game. He had 20 double-figure scoring games (15 of final 21) and had a season-best 21 at No. 2 Kansas on Dec. 10. Against Utah on Jan. 25, he had a personal second-half 10-0 run in 2:18 that gave ASU a three-point lead after being down seven. At WSU on Feb. 4, he had all 10 points in the final 6:20 as ASU outscored WSU 19-9 in final seven minutes. He injured his ankle on Oct. 10 and reinjured it on Nov. 21 vs. Utah State, as he missed the Omaha and Texas Southern games. His top four career scoring games have all been away from home.

**REMY MARTIN TOP SCORING TILTS**

21 at Georgia (12/15/18)

21 at #2 Kansas (12/10/18)

20 vs. Colorado/Las Vegas (3/7/18)

16 vs. #15 Miss. St./Las Vegas (11/19/18)

**PRO-NUN-SEE-A-SHUNS**

Luguentz Dort (LOU-gentz)

Vitaliy Shibel (Vigh-tal-ee Shy-bull)

Elias Valtonen (E-lee-as Val-tow-nen)

De'Quon Lake (Deh-Quon)

Uros Plavsic (ur-rose Plav-sick)

Taeshon Cherry (Tay-shawn)

Zylan (Zigh-lan)

**REMY MARTIN TOP SCORING TILTS**

**21 at Georgia (12/15/18)**

21 at #2 Kansas (12/10/17)

20 vs. Colorado/Las Vegas (3/7/18)

**16 vs. #15 Miss. St./Las Vegas (11/19/18)**

**15 vs. Long Beach State (11/12/18)**

15 at Oregon (2/22/18)

**ROMELLO WHITE TOP SCORING TILTS**

25 vs. Northern Arizona (11/17/17)

22 vs. St. John's at STAPLES (12/8/17)

21 at Washington State (2/4/18)

**19 vs. Texas Southern (12/1/18)**

19 at Stanford (1/17/18)

19 vs. Kansas State in LV (11/23/17)

**ROMELLO WHITE DOUBLE-DOUBLES (7)**

**19/14 vs. Texas Southern (12/1/18)**

13/11 vs. California (3/1/18)

10/14 at Washington (2/1/18)

10/11 at Colorado (1/4/18)

16/13 vs. USF (2/2/17)

14/11 vs. UC Irvine (11/9/17)

16/15 vs. San Diego State (11/14/17)

**ZYLAN CHEATHAM**

**ASU DOUBLE-DOUBLES (5)**

10/10 at Georgia (12/15/18)

13/10 vs. #6 Nevada (12/7/18)

14/13/10 vs. Texas Southern (12/1/18)

13/12/9 vs. Omaha (11/28/18)

16/12/6 vs. McNeese State (11/9/18)

**DE'QUON LAKE DOUBLE-DOUBLES (2)**

11/12 vs. Kansas State (11/23/17)

17/10 vs. Northern Arizona (11/17/17)

**2018-19 AP RANKINGS**

Dec. 17: 18

Dec. 10: 20

Dec. 3: 20

**COACH AS A PLAYER:** Coach Hurley's Duke career has been talked about a lot. His 145 assists (in 20 games) is a NCAA Tournament record. Here is a numbers breakdown:

**.583:** In the 1992 Final Four, Coach made 7-of-12 three pointers en route to the Most Outstanding Player honors.

**.667:** In the April 4, 1992 Final Four game vs. Indiana, Coach went 6-of-9 from the three-point stripe.

**2:** In addition to 1992 Most Outstanding Player honors, Coach also earned 1991 All-Tournament Team honors.

**9:** In the 1991 title game vs. Kansas on April 1, he posted nine assists.

**16:** In the 1991 Final Four he posted 16 assists.

**119:** Coach Hurley went 119-26 (.821) in his four years at Duke.

**18-2:** Coach Hurley went 18-2 in his NCAA Tournament career.

### 3-PTERS IN TOURNAMENT CAREER

47, Lee Humphrey, Florida, 2004-07 (15)

43, Shelvin Mack, Butler, 2009-11 (13)

**42, Bobby Hurley, Duke, 1990-93 (20)**

### NCAA TOURNAMENT GAMES

23, Christian Laettner, Duke, 1989-92

22, Greg Koubek, Duke, 1988-91

22, Brian Davis, Duke, 1989-92

21, Wayne Turner, Kentucky, 1996-99

20, Thomas Hill, Duke, 1990-93

**20, Bobby Hurley, Duke, 1990-93**

20, Grant Hill, Duke, 1991-94

20, Antonio Lang, Duke, 1991-94

**REMY PAC-12 POTW (DEC. 17):** Remy Martin matched a career-high with 21 points, grabbed a career-best eight rebounds, and added five assists and three steals to spark the Sun Devils back from an 18-point deficit to a 76-74 road victory at Georgia on Dec. 15, leading to his Dec. 17 Pac-12 Player of the Week Award. The 21 points equaled Martin's career high from last December's upset at No. 2 Kansas. The 6-0 guard from Chatsworth, Calif., totaled 12 points, five boards, two assists and two steals in the second half, including back-to-back baskets inside the final 3:11 which gave ASU its first lead of the game at 71-70. It marked the second straight season and third time in program history (1999-00) the Sun Devils scored three weekly awards within a four-week span.

**TALENT UPGRADE:** From 2002-16, ASU signed six top-85 players according to 247Sports/Scout.com. At times ASU has had a five-man lineup on the floor this year alone with top-85 recruits in Remy Martin (77) Lugentz Dort (33) and Kimani Lawrence (58) in the backcourt and Taeshon Cherry (29) and Romello White (81) underneath.

### TOP-85 247SPORTS/SCOUT.COM ASU SIGNEES (2002-2018)

23. James Harden, 2007

**29. Taeshon Cherry, 2018**

**33. Luguentz Dort, 2018**

34. Jahii Carson, 2011

41. Sam Cunliffe, 2016

55. Ike Diogu, 2002

**58. Kimani Lawrence, 2017**

**77. Remy Martin, 2017**

79. Keala King, 2010

**81. Romello White, 2016**

**SAME CITY/TIME/RESULT AS LAST YEAR:** Thanksgiving week in Las Vegas has been really good to ASU. ASU won the 2017 Continental Tire Invitational at Orleans Arena on Nov. 23-24 with wins over 2018 Elite Eight member Kansas State (92-90) and then dropped 102 on No. 15 Xavier for a 16-point win. Those wins vaulted ASU into the rankings for the first time since James Harden was in uniform (2008-09), gave it a 6-0 start for just the second time in 32 seasons and was its first exempt tournament title since Bill Frieder's gang won the 1994 Maui Invitational. ASU then beat No. 15 Mississippi State on Nov. 19 and Utah State on Nov. 21 to win the 2018 MGM Resorts Main Event at T-Mobile Arena.

**WHAT HAS CHANGED:** The 2017-18 season saw a lot of upgrades for Sun Devil basketball beyond the NCAA Tournament appearance as attendance records were busted and it won a dozen straight for just the second time in school history. Below is a list of what was truth last year at this time and what ASU can flash the fork about now.

### LAST YEAR AT THIS TIME / #FORKSUP NOW

5,807 attendance in BH first year / 10,603 in third year (school record)

11-game win streak in 1980-81 was awesome / 12-0 start last year was better

8-22 in road OOC games prior to CBH / 5-2 under Bobby Hurley

12 wins trail at half previous 5 seasons / 16 under BH in 4 seasons

Averaged 80+ points twice in Pac-12 history / 82.7 last year led Pac-12

**#DUNK-KWON:** De'Quon Lake is 115-of-158 (.728) from the field with 50 dunks in his 42-game career. He has 79 offensive rebounds and posted five dunks against both Idaho State and San Diego State in December of 2017. He also had seven blocks vs. Pacific. ASU is 10-2 when he scores in double digits and 8-2 when he gets at least seven boards.



**DORTING:** Luguentz Dort's 53 points in first two games (28 vs. CSF and 25 vs. McNeese State) were the third-most by a Pac-12 freshman in his first two career games since 1996-97. Only Washington's Markelle Fulz (65 in 2016-17) and Oregon's Tajuan Porter (55 in 2006-07) had better point production in their first two games than Dort in the past 23 seasons.

#### **FWIW LUGUENTZ DORT PHYSICAL STUFF**

**HT:** 6-4 -- **WT:** 215 -- **WINGSPAN:** 6-8.75 -- **BORN:** April of 1999

**STANDING VERTICAL:** 34" (tied for best on team with De'Quon Lake)

**APPROACH VERTICAL:** 39" (third on team behind Zylan at 41.5 and Remy at 40)

#### **MOST POINTS BY A SUN DEVIL FRESHMAN**

35, Mario Bennett vs. #5 Arizona, Feb. 20, 1992

34, Jahii Carson vs. Stanford @Pac-12 Tournament (Las Vegas), Mar. 13, 2013

33, Luguentz Dort vs. Utah State @Las Vegas, Nov. 21, 2018

**JUMP:** Best standing verticals on the team: De'Quon Lake and Luguentz Dort both did 34 inches, while Zylan Cheatham is at 33.5 inches.

**HALF:** ASU has 16 wins (seven on the road) when trailing at the half under Bobby Hurley, after going 12-64 (.157) the previous five seasons. It did it eight times in 2017-18 and did it this year at Georgia.

#### **16 HALFTIME DEFICIT WINS UNDER COACH HURLEY**

(-14) @Georgia 47, ASU 33/Dec. 15, 2018/ASU 76, @Georgia 74

(-4) USC 37, ASU 33/Feb. 8, 2018/ASU 80, USC 77

(-1) Oregon State 34, ASU 33/Jan. 13, 2018/ASU 77, OSU 75

(-1) @Utah 36, ASU 35/Jan. 7, 2018/ASU 80, @Utah 77

(-3) @#2 Kansas 40, ASU 37/Dec. 10, 2017/ASU 95, @KU 85

(-2) #15 Xavier 46, ASU 44/Nov. 24, 2017/ASU 102, #15 Xavier 86

(-2) Kansas State 44, ASU 42/Nov. 23, 2017/ASU 92, KSU 90

(-6) SDSU 40, ASU 34/Nov. 14, 2017/ASU 90, SDSU 68

(-1) USC 48, ASU 47/Feb. 26, 2017/ASU 83, USC 82

(-2) @UW 41, ASU 39/Feb. 16, 2017/ASU 83, @UW 81

(-1) Stanford 33, ASU 32/Feb. 11, 2017/ASU 75, Stanford 69

(-7) @SDSU 32, ASU 25/Dec. 10, 2016/ASU 74, @SDSU 63

(-3) #23 USC 30, ASU 27/Feb. 12, 2016/ASU 74, USC 67

(-12) @UNLV 37, ASU 25/Dec. 16, 2015/ASU 66, @UNLV 56

(-8) @Creighton 41, ASU 33/Dec. 2, 2015/ASU 79, @Creighton 77

(-2) UCSB 29, ASU 27/Nov. 29, 2015/ASU 70, UCSB 6

#### **2018-19 SUN DEVIL PAC-12 PLAYERS OF THE WEEK**

Dec. 17: Remy Martin

Dec. 3: Zylan Cheatham

Nov. 26: Luguentz Dort

#### **THREE-POINT NOTE**

Entering 2018-19 ASU had made a three-point-er in 587 straight games. The last time ASU did not make a three-point-er was in an 89-57 win over Washington in Tempe on Feb. 10, 2001.

#### **ASU OOC WINS VS. RANKED TEAMS**

##### **PAC-10/12 ERA**

√ ASU 72, #15 Mississippi State 67

(Nov. 19, 2018 at Las Vegas/Bobby Hurley

√ #16 ASU 95, @#2 Kansas 85

(Dec. 10, 2017)/Bobby Hurley

√ ASU 102, #15 Xavier 86

(Nov. 24, 2017 at Las Vegas)/Bobby Hurley

√ ASU 67, #18 Texas A&M 54

(Dec. 5, 2015)/Bobby Hurley

√ ASU 79, #25 Marquette 77

(Nov. 25, 2013)/Herb Sendek

√ ASU 77, #17 Xavier 55

(Dec. 15, 2007)/Herb Sendek

√ ASU 97, #7 Maryland 90

(Nov. 23, 1994 at Maui)/Bill Frieder

√ ASU 79, #13 Michigan 62

(Nov. 22, 1994 at Maui)/Bill Frieder

√ #14 ASU 71, #7 Ohio State 58

(Dec. 20, 1980)/Ned Wulk

√ ASU 96, #12 Iowa 88

(Dec. 6, 1980)/Ned Wulk

**12-GAME DUB STREAK:** Much was made about the best start in school history last year that not much was said about the win streak as it stood alone. Only four ASU teams have posted 11-game winning streaks.

#### **ASU TOP WINNING STREAKS**

18: 1961-62

**12: 2017-18**

11: 1980-81 and 1962-63

#### **SUN DEVIL LEADERS**

**(INCLUDES SHARED/THEN CAREER)**

**SCORING:** Dort (5), Martin (2/3), Lawrence (1), Cherry (1), White (1)

**REBOUNDING:** Dort (4), White (1/13), Lake (1/8), Mitchell (0/6), Cheatham (6)

**ASSISTS:** Mitchell (0/5), Martin (5/11), White (0/2), Cheatham (6)

**2018-19 @SunDevilHoops**  
**ASU Combined Team Statistics (as of Dec 18, 2018)**  
**All games**

Overall record: 8-2 Conf: 0-0 Home: 5-0 Away: 1-1 Neutral: 2-1

#	Player	gp-gs	min	avg	Total		3-Point		F-Throw		Rebounds				pf	dq	a	to	blk	stl	pts	avg
					fg-fga	fg%	3fg-fga	3fg%	ft-fa	ft%	off	def	tot	avg								
00	Dort,Luguentz	10-10	340	34.0	64-157	.408	19-53	.358	51-80	.638	16	39	55	5.5	29	0	22	32	1	19	198	19.8
14	Lawrence,Kimani	10-10	312	31.2	45-107	.421	17-45	.378	24-28	.857	14	29	43	4.3	25	1	20	19	3	7	131	13.1
45	Cheatham,Zylan	10-10	320	32.0	40-74	.541	2-8	.250	37-60	.617	24	77	101	10.1	31	1	41	29	7	10	119	11.9
01	Martin,Remy	8-6	251	31.4	29-87	.333	5-30	.167	30-39	.769	6	23	29	3.6	7	0	30	18	1	10	93	11.6
23	White,Romello	10-10	239	23.9	29-48	.604	0-0	.000	23-34	.676	20	34	54	5.4	29	1	5	14	4	4	81	8.1
35	Cherry,Taeshon	10-3	224	22.4	29-64	.453	15-40	.375	8-10	.800	6	30	36	3.6	27	0	6	4	4	5	81	8.1
02	Edwards,Rob	4-1	97	24.3	8-36	.222	4-13	.308	8-8	1.000	1	9	10	2.5	12	0	5	1	0	3	28	7.0
32	Lake,De'Quon	10-0	153	15.3	24-30	.800	0-0	.000	6-9	.667	20	28	48	4.8	34	2	3	17	11	2	54	5.4
03	Mitchell,Mickey	6-0	53	8.8	5-7	.714	1-1	1.000	1-8	.125	6	10	16	2.7	7	0	6	6	0	1	12	2.0
05	Feit,Kyle	4-0	5	1.3	2-3	.667	1-2	.500	0-0	.000	0	2	2	0.5	1	0	0	1	0	0	5	1.3
10	Shibel,Vitaliy	5-0	29	5.8	2-6	.333	2-5	.400	0-0	.000	2	3	5	1.0	7	0	0	1	0	0	6	1.2
11	Valtonen,Elias	6-0	21	3.5	0-1	.000	0-1	.000	2-2	1.000	1	0	1	0.2	1	0	0	1	2	0	2	0.3
21	Roggin,Jack	1-0	1	1.0	0-0	.000	0-0	.000	0-0	.000	0	0	0	0.0	0	0	0	0	0	0	0	0.0
24	Salzman,Jordan	2-0	2	1.0	0-2	.000	0-0	.000	0-0	.000	0	0	0	0.0	0	0	0	0	0	0	0	0.0
25	Fogerty,Grant	2-0	2	1.0	0-0	.000	0-0	.000	0-0	.000	0	0	0	0.0	0	0	0	0	0	0	0	0.0
31	Thompson,Trevor	1-0	1	1.0	0-0	.000	0-0	.000	0-0	.000	0	0	0	0.0	0	0	0	0	0	0	0	0.0
Team											23	19	42		1		2					
Total.....		10	2050		277-622	.445	66-198	.333	190-278	.683	139	303	442	44.2	211	5	138	145	33	61	810	81.0
Opponents.....		10	2050		237-593	.400	82-257	.319	166-234	.709	86	249	335	33.5	225	10	125	145	35	58	722	72.2

TEAM STATISTICS	ASU	OPP	Date	Opponent	Score	Att.
SCORING	810	722	11/6/18	CSU FULLERTON	Wo2 102-94	9145
Points per game	81.0	72.2	11/9/18	MCNEESE STATE	w 80-52	8515
Scoring margin	+8.8	-	11/12/18	LONG BEACH STATE	w 90-58	8818
FIELD GOALS-ATT	277-622	237-593	11/19/18	vs Mississippi State	w 72-67	2507
Field goal pct	.445	.400	11/21/18	vs Utah State	w 87-82	3157
3 POINT FG-ATT	66-198	82-257	11/28/18	NEBRASKA OMAHA	w 89-71	6951
3-point FG pct	.333	.319	12/01/18	TEXAS SOUTHERN	w 83-71	10085
3-pt FG made per game	6.6	8.2	12/07/18	vs Nevada	L 66-72	7235
FREE THROWS-ATT	190-278	166-234	12/15/18	at Georgia	w 76-74	9028
Free throw pct	.683	.709	12/17/18	at Vanderbilt	L 65-81	9271
F-Throws made per game	19.0	16.6				
REBOUNDS	442	335				
Rebounds per game	44.2	33.5				
Rebounding margin	+10.7	-				
ASSISTS	138	125				
Assists per game	13.8	12.5				
TURNOVERS	145	145				
Turnovers per game	14.5	14.5				
Turnover margin	+0.0	-				
Assist/turnover ratio	1.0	0.9				
STEALS	61	58				
Steals per game	6.1	5.8				
BLOCKS	33	35				
Blocks per game	3.3	3.5				
ATTENDANCE	43514	31198				
Home games-Avg/Game	5-8703	2-9150				
Neutral site-Avg/Game	-	3-4300				

\* - Conference game

Score by Periods	1st	2nd	OT	OT2	Totals
ASU	368	423	6	13	810
Opponents	306	405	6	5	722

**2018-19 @SunDevilHoops**  
**ASU Points-Rebounds-Assists (as of Dec 18, 2018)**  
**All games**

				00	01	02	03	05	10	11
Opponent	Date	Score		DORT,LUGUE	MARTIN,REM	EDWARDS,RO	MITCHELL,M	FEIT,KYLE	SHIBEL,VIT	VALTONEN,E
CSU FULLERTON	11/6/18	102-94	w	28-9-1	8-5-3	14-6-2	2-1-0	DNP	DNP	0-0-0
MCNEESE STATE	11/9/18	80-52	w	25-2-1	6-3-5	DNP	1-3-1	2-0-0	0-2-0	0-0-0
LONG BEACH STATE	11/12/18	90-58	w	12-12-4	15-2-5	DNP	5-6-3	3-2-0	0-2-0	2-1-0
vs Mississippi State	11/19/18	72-67	w	17-9-2	16-2-7	DNP	0-0-0	DNP	DNP	DNP
vs Utah State	11/21/18	87-82	w	33-7-4	13-2-0	DNP	2-2-0	DNP	DNP	DNP
NEBRASKA OMAHA	11/28/18	89-71	w	19-5-4	DNP	DNP	DNP	0-0-0	3-0-0	0-0-0
TEXAS SOUTHERN	12/01/18	83-71	w	18-2-2	DNP	DNP	DNP	0-0-0	3-1-0	0-0-0
vs Nevada	12/07/18	66-72	L	24-4-0	5-4-4	0-2-0	2-4-2	DNP	DNP	DNP
at Georgia	12/15/18	76-74	w	12-4-1	21-8-5	0-2-0	DNP	DNP	0-0-0	0-0-0
at Vanderbilt	12/17/18	65-81	L	10-1-3	9-3-1	14-0-3	DNP	DNP	DNP	DNP

				14	23	24	25	32	35	45
Opponent	Date	Score		LAWRENCE,K	WHITE,ROME	SALZMAN,JO	FOGERTY,GR	LAKE,DE'OU	CHERRY,TAE	CHEATHAM,Z
CSU FULLERTON	11/6/18	102-94	w	16-6-2	10-6-0	DNP	DNP	9-9-0	3-5-0	12-9-3
MCNEESE STATE	11/9/18	80-52	w	16-6-1	1-2-0	0-0-0	0-0-0	7-5-0	6-3-1	16-12-6
LONG BEACH STATE	11/12/18	90-58	w	13-3-2	12-9-1	0-0-0	0-0-0	10-7-0	6-5-1	12-9-1
vs Mississippi State	11/19/18	72-67	w	22-5-1	1-5-1	DNP	DNP	4-5-2	0-2-1	12-9-1
vs Utah State	11/21/18	87-82	w	10-2-2	3-5-0	DNP	DNP	3-3-1	15-2-0	8-3-6
NEBRASKA OMAHA	11/28/18	89-71	w	18-4-5	8-3-0	DNP	DNP	9-11-0	19-4-1	13-12-9
TEXAS SOUTHERN	12/01/18	83-71	w	13-8-5	19-14-1	DNP	DNP	2-0-0	14-4-0	14-13-10
vs Nevada	12/07/18	66-72	L	8-1-1	2-3-1	DNP	DNP	6-2-0	6-4-1	13-10-4
at Georgia	12/15/18	76-74	w	8-0-0	16-2-1	DNP	DNP	4-3-0	5-3-0	10-10-1
at Vanderbilt	12/17/18	65-81	L	7-8-1	9-5-0	DNP	DNP	0-3-0	7-4-1	9-14-0

**2018-19 @SunDevilHoops**  
**ASU Game-by-Game Highs (as of Dec 18, 2018)**  
**All games**

Opponent	Date	Score	Points	Rebounds	Assists	Steals	Blocked shots
CSU FULLERTON	11/6/18	102-94	28-Dort,Luguentz	9-Lake,De'Quon Dort,Luguentz Cheatham,Zylan	3-Cheatham,Zylan Martin,Remy	3-Dort,Luguentz	2-Lake,De'Quon
MCNEESE STATE	11/9/18	80-52	25-Dort,Luguentz	12-Cheatham,Zylan	6-Cheatham,Zylan	3-Dort,Luguentz	3-Lake,De'Quon
LONG BEACH STATE	11/12/18	90-58	15-Martin,Remy	12-Dort,Luguentz	5-Martin,Remy	2-Cheatham,Zylan Martin,Remy	2-Cheatham,Zylan
vs Mississippi State	11/19/18	72-67	22-Lawrence,Kimani	9-Cheatham,Zylan Dort,Luguentz	7-Martin,Remy	2-Dort,Luguentz	1-White,Romello Cheatham,Zylan
vs Utah State	11/21/18	87-82	33-Dort,Luguentz	7-Dort,Luguentz	6-Cheatham,Zylan	2-Martin,Remy Dort,Luguentz	1-Lake,De'Quon Cheatham,Zylan Cherry,Taeshon
NEBRASKA OMAHA	11/28/18	89-71	19-Cherry,Taeshon Dort,Luguentz	12-Cheatham,Zylan	9-Cheatham,Zylan	3-Dort,Luguentz	2-Lawrence,Kimani
TEXAS SOUTHERN	12/01/18	83-71	19-White,Romello	14-White,Romello	10-Cheatham,Zylan	2-Cheatham,Zylan	1-Lake,De'Quon Cherry,Taeshon White,Romello Lawrence,Kimani Cheatham,Zylan
vs Nevada	12/07/18	66-72	24-Dort,Luguentz	10-Cheatham,Zylan	4-Martin,Remy Cheatham,Zylan	1-Martin,Remy Edwards,Rob Dort,Luguentz Cheatham,Zylan	2-Lake,De'Quon
at Georgia	12/15/18	76-74	21-Martin,Remy	10-Cheatham,Zylan	5-Martin,Remy	3-Martin,Remy	None
at Vanderbilt	12/17/18	65-81	14-Edwards,Rob	14-Cheatham,Zylan	3-Edwards,Rob Dort,Luguentz	1-Edwards,Rob Lake,De'Quon Dort,Luguentz Lawrence,Kimani	1-Cheatham,Zylan



## Individual Career History

### Cheatham,Zylan

			Total		3-Point		F-Throws		Rebounds											Scoring	
Season	gp-gs	min/avg	fg-fga	pct	fg-fga	pct	ft-fta	pct	off	def	tot	avg	pf	fo	ast	to	blk	stl	pts	avg	
2015-16*	38-26	791/20.8	93-176	.528	3-17	.176	111-155	.716	62	143	205	5.4	87	2	36	72	26	22	300	7.9	
2016-17*	31-22	726/23.4	95-183	.519	2-12	.167	90-119	.756	69	125	194	6.3	83	2	43	60	18	33	282	9.1	
2018-19	10-10	320/32.0	40-74	.541	2-8	.250	37-60	.617	24	77	101	10.1	31	1	41	29	7	10	119	11.9	
TOTAL	10-10	320/32.0	40-74	.541	2-8	.250	37-60	.617	24	77	101	10.1	31	1	41	29	7	10	119	11.9	
All*	79-58	1837/23.3	228-433	.527	7-37	.189	238-334	.713	155	345	500	6.3	201	5	120	161	51	65	701	8.9	

\* Statistics from prior team/school

### Edwards,Rob

			Total		3-Point		F-Throws		Rebounds											Scoring	
Season	gp-gs	min/avg	fg-fga	pct	fg-fga	pct	ft-fta	pct	off	def	tot	avg	pf	fo	ast	to	blk	stl	pts	avg	
2015-16*	32-29	994/31.1	130-331	.393	49-124	.395	89-119	.748	21	104	125	3.9	71	0	46	109	1	37	398	12.4	
2016-17*	31-30	964/31.1	167-404	.413	63-178	.354	114-149	.765	29	110	139	4.5	68	0	53	95	5	41	511	16.5	
2018-19	4-1	97/24.3	8-36	.222	4-13	.308	8-8	1.000	1	9	10	2.5	12	0	5	1	0	3	28	7.0	
TOTAL	4-1	97/24.3	8-36	.222	4-13	.308	8-8	1.000	1	9	10	2.5	12	0	5	1	0	3	28	7.0	
All*	67-60	2055/30.7	305-771	.396	116-315	.368	211-276	.764	51	223	274	4.1	151	0	104	205	6	81	937	14.0	

\* Statistics from prior team/school

### Lake,De'Quon

			Total		3-Point		F-Throws		Rebounds											Scoring	
Season	gp-gs	min/avg	fg-fga	pct	fg-fga	pct	ft-fta	pct	off	def	tot	avg	pf	fo	ast	to	blk	stl	pts	avg	
2017-18	32-1	546/17.1	91-128	.711	0-0	.000	47-71	.662	59	108	167	5.2	91	5	4	14	43	9	229	7.2	
2018-19	10-0	153/15.3	24-30	.800	0-0	.000	6-9	.667	20	28	48	4.8	34	2	3	17	11	2	54	5.4	
TOTAL	42-1	699/16.6	115-158	.728	0-0	.000	53-80	.663	79	136	215	5.1	125	7	7	31	54	11	283	6.7	

### Lawrence,Kimani

			Total		3-Point		F-Throws		Rebounds											Scoring	
Season	gp-gs	min/avg	fg-fga	pct	fg-fga	pct	ft-fta	pct	off	def	tot	avg	pf	fo	ast	to	blk	stl	pts	avg	
2017-18	19-0	186/9.8	22-48	.458	3-15	.200	11-13	.846	10	23	33	1.7	31	0	3	9	8	7	58	3.1	
2018-19	10-10	312/31.2	45-107	.421	17-45	.378	24-28	.857	14	29	43	4.3	25	1	20	19	3	7	131	13.1	
TOTAL	29-10	498/17.2	67-155	.432	20-60	.333	35-41	.854	24	52	76	2.6	56	1	23	28	11	14	189	6.5	

### Martin,Remy

			Total		3-Point		F-Throws		Rebounds											Scoring	
Season	gp-gs	min/avg	fg-fga	pct	fg-fga	pct	ft-fta	pct	off	def	tot	avg	pf	fo	ast	to	blk	stl	pts	avg	
2017-18	32-0	762/23.8	107-236	.453	23-62	.371	71-94	.755	22	73	95	3.0	48	0	94	43	2	36	308	9.6	
2018-19	8-6	251/31.4	29-87	.333	5-30	.167	30-39	.769	6	23	29	3.6	7	0	30	18	1	10	93	11.6	
TOTAL	40-6	1013/25.3	136-323	.421	28-92	.304	101-133	.759	28	96	124	3.1	55	0	124	61	3	46	401	10.0	

### Mitchell,Mickey

			Total		3-Point		F-Throws		Rebounds											Scoring	
Season	gp-gs	min/avg	fg-fga	pct	fg-fga	pct	ft-fta	pct	off	def	tot	avg	pf	fo	ast	to	blk	stl	pts	avg	
2015-16*	23-7	295/12.8	17-48	.354	1-4	.250	12-23	.522	20	44	64	2.8	41	0	15	24	6	7	47	2.0	
2017-18	24-11	541/22.5	50-99	.505	7-20	.350	33-49	.673	35	90	125	5.2	72	2	39	33	13	21	140	5.8	
2018-19	6-0	53/8.8	5-7	.714	1-1	1.000	1-8	.125	6	10	16	2.7	7	0	6	6	0	1	12	2.0	
TOTAL	30-11	594/19.8	55-106	.519	8-21	.381	34-57	.596	41	100	141	4.7	79	2	45	39	13	22	152	5.1	
All*	53-18	889/16.8	72-154	.468	9-25	.360	46-80	.575	61	144	205	3.9	120	2	60	63	19	29	199	3.8	

\* Statistics from prior team/school

### Shibel,Vitaliy

			Total		3-Point		F-Throws		Rebounds											Scoring	
Season	gp-gs	min/avg	fg-fga	pct	fg-fga	pct	ft-fta	pct	off	def	tot	avg	pf	fo	ast	to	blk	stl	pts	avg	
2017-18	32-20	332/10.4	19-55	.345	11-44	.250	10-12	.833	11	48	59	1.8	73	3	17	13	9	4	59	1.8	
2018-19	5-0	29/5.8	2-6	.333	2-5	.400	0-0	.000	2	3	5	1.0	7	0	0	1	0	0	6	1.2	
TOTAL	37-20	361/9.8	21-61	.344	13-49	.265	10-12	.833	13	51	64	1.7	80	3	17	14	9	4	65	1.8	

Individual Career History

White,Romello

Season	gp-gs	min/avg	Total		3-Point		F-Throws		Rebounds											Scoring	
			fg-fga	pct	fg-fga	pct	ft-fta	pct	off	def	tot	avg	pf	fo	ast	to	blk	stl	pts	avg	
2017-18	31-31	752/24.3	120-184	.652	0-0	.000	85-154	.552	79	141	220	7.1	100	6	13	44	23	8	325	10.5	
2018-19	10-10	239/23.9	29-48	.604	0-0	.000	23-34	.676	20	34	54	5.4	29	1	5	14	4	4	81	8.1	
TOTAL	41-41	991/24.2	149-232	.642	0-0	.000	108-188	.574	99	175	274	6.7	129	7	18	58	27	12	406	9.9	

**2018-19 @SunDevilHoops**  
**ASU Team Game-by-Game Comparison (as of Dec 18, 2018)**  
**All games**

Opponent	1st	2nd	Score	Mar	Total FG	FG Pct	3-Pointers	3FG Pct	Free Throws	FT Pct	Rebounds	Assist	T/Over	Block	Steal	Fouls
CSU FULLERTON	34/31	49/52	102-94	+8	33-78/34-74	.423/.459	10-26/7-24	.385/.292	26-44/19-26	.591/.731	58/42 +16	11/7	17/17	2/3	3/7	26/36
MCNEESE STATE	33/23	47/29	80-52	+28	27-58/15-47	.466/.319	5-19/5-20	.263/.250	21-27/17-29	.778/.586	43/30 +13	15/10	11/17	6/1	9/1	23/22
LONG BEACH STATE	38/16	52/42	90-58	+32	29-65/17-62	.446/.274	5-16/9-31	.313/.290	27-36/15-24	.750/.625	63/30 +33	17/14	18/16	7/4	7/11	23/27
Mississippi State	39/24	33/43	72-67	+5	26-58/25-69	.448/.362	7-17/8-30	.412/.267	13-18/9-10	.722/.900	40/34 +6	15/16	12/10	2/5	5/6	13/17
Utah State	37/35	50/47	87-82	+5	26-52/25-56	.500/.446	7-14/7-23	.500/.304	28-42/25-33	.667/.758	29/34 (5)	13/15	16/20	3/1	8/6	27/28
NEBRASKA OMAHA	50/40	39/31	89-71	+18	33-64/28-61	.516/.459	8-21/13-26	.381/.500	15-22/2-5	.682/.400	41/27 +14	19/14	13/18	5/2	9/5	13/19
TEXAS SOUTHERN	40/32	43/39	83-71	+12	31-56/24-67	.554/.358	8-25/10-35	.320/.286	13-25/13-22	.520/.591	48/34 +14	18/14	19/7	5/1	4/10	19/22
Nevada	36/24	30/48	66-72	(6)	25-62/25-55	.403/.455	5-20/3-18	.250/.167	11-17/19-24	.647/.792	40/31 +9	13/11	17/11	2/7	4/3	25/15
Georgia	33/47	43/27	76-74	+2	26-64/20-47	.406/.426	4-16/8-22	.250/.364	20-27/26-32	.741/.813	38/34 +4	8/11	12/19	0/7	8/6	23/21
Vanderbilt	28/34	37/47	65-81	(16)	21-65/24-55	.323/.436	7-24/12-28	.292/.429	16-20/21-29	.800/.724	42/39 +3	9/13	10/10	1/4	4/3	19/18

Note: Game totals are displayed in the format TEAM/OPPONENT for each category

# 2018-19 @SUNDEVILHOOPS BOX SCORES GAMES 1-4

## Official Basketball Box Score -- Game Totals -- Final Statistics CSU Fullerton vs Arizona State 11/6/18 6 p.m. at Tempe, Ariz. (Wells Fargo Arena)

### CSU Fullerton 94 • 0-1

#	Player	Total		3-Ptr		Rebounds			PF	TP	A TO Blk Stl				Min
		FG-FGA	FG-FGA	FT-FTA	FT-FTA	Off	Def	Tot			A	TO	Blk	Stl	
00	Allman, Kyle	* 13-26	5-11	4-6	2 5 7	4	35	0 5 0 1	4	35	0 5 0 1	4	6		
05	Clare, Davon	* 5-9	1-3	0-0	1 6 7	5	11	0 2 1 0	3	7	0 2 1 0	3	7		
10	Awosika, Austen	* 3-9	0-0	3-5	0 6 6	5	9	7 2 2 1	2	42					
14	Ahmad, Khalil	* 10-22	1-6	10-12	1 4 5	3	31	0 3 0 2	48						
24	Pitts, Josh	* 0-1	0-0	0-0	0 0 0	4	0	0 1 0 0	4						
01	Smith, Jamal	* 0-1	0-1	0-0	0 1 1	5	0	0 3 0 1	14						
11	Arnold, Wayne	* 0-2	0-2	0-0	0 0 0	1	0	0 0 0 0	8						
21	Heinzl, Dominik	* 1-1	0-0	0-0	0 1 1	0	2	0 0 0 0	6						
22	Kuljuhovic, Amel	* 1-1	0-0	0-1	0 3 3	5	2	0 1 0 2	20						
23	Ozegovic, Gaber	* 0-0	0-0	0-0	0 0 0	1	0	0 0 0 0	2						
33	Wang, Johnny	* 1-2	0-1	2-2	0 4 4	3	4	0 0 0 0	23						
Team					3 5 8										
Totals		34-74	7-24	19-26	7 35 42	36	94	7 17 3 7	250						
FG % 1st Half: 11-25		44.0%	2nd half: 18-32	56.3%	OT: 5-17	29.4%	Game: 34-74	45.9%	Deadball Rebounds						
3FG % 1st Half: 3-10		30.0%	2nd half: 3-7	42.9%	OT: 1-7	14.3%	Game: 7-24	29.2%							
FT % 1st Half: 6-7		85.7%	2nd half: 13-19	68.4%	OT: 0-0	0.0%	Game: 19-26	73.1%							

### Arizona State 102 • 1-0

#	Player	Total		3-Ptr		Rebounds			PF	TP	A TO Blk Stl				Min
		FG-FGA	FG-FGA	FT-FTA	FT-FTA	Off	Def	Tot			A	TO	Blk	Stl	
14	Lawrence,Kimani	f 4-10	3-6	5-6	3 3 6	3	16	2 1 0 0	36						
23	White,Romello	f 5-8	0-0	0-2	2 4 6	4	10	0 2 0 0	35						
43	Cheatham,Zylan	f 2-5	1-2	7-13	4 5 9	5	12	3 4 0 0	34						
00	Dort,Luguentz	g 9-22	3-7	7-13	3 6 9	3	28	1 4 0 3	36						
02	Edwards,Rob	g 4-15	2-5	4-4	0 6 6	4	14	2 1 0 0	41						
01	Martin,Remy	* 3-8	0-3	2-4	1 4 5	1	8	3 0 0 0	31						
03	Mitchell,Mickey	* 1-2	0-0	0-0	0 1 1	1	2	0 0 0 0	5						
11	Valtonen,Elias	* 0-0	0-0	0-0	0 0 0	0	0	0 0 0 0	2						
32	Lake,De'Quon	* 4-5	0-0	1-2	5 4 9	4	9	0 5 2 0	15						
35	Cherry,Taeshon	* 1-3	1-3	0-0	0 5 5	1	3	0 0 0 0	15						
Team					2 0 2										
Totals		33-78	10-26	26-44	20 38 58	26	102	11 17 2 3	250						
FG % 1st Half: 12-36		33.3%	2nd half: 16-29	55.2%	OT: 5-13	38.5%	Game: 33-78	42.3%	Deadball Rebounds						
3FG % 1st Half: 4-12		33.3%	2nd half: 6-10	60.0%	OT: 0-4	0.0%	Game: 10-26	38.5%							
FT % 1st Half: 6-10		60.0%	2nd half: 11-19	57.9%	OT: 9-15	60.0%	Game: 26-44	59.1%							

Officials: Mike Scypfers, Kevin Brill, D.G. Nelson

Technical fouls: CSU Fullerton-None. Arizona State-None.

Attendance: 9145

CSUF #5-Clare fouls out 1:46 in 1OT; CSUF #22-Kuljuhovic fouls out 1:45 in 1OT

CSUF #1-Smith fouls out with 4:19 in 2OT; CSUF #10-Awosika fouls 2:01 in 2OT

Score by periods	1st	2nd	OT	OT2	Total
CSU Fullerton	31	52	6	5	94
Arizona State	34	49	6	13	102

Points	In Paint	Off T/O	2nd Chance	Fast Break	Bench
CSU	42	15	7	16	8
ASU	40	17	19	8	22

Last FG - CSF OT2-00:27, ASU OT2-00:48.

Largest lead - CSF by 5 1st-13:09, ASU by 10 OT2-00:48.

CSF led for 11:41. ASU led for 31:07. Game was tied for 07:12.

Score tied - 13 times.

Lead changed - 13 times.

## Official Basketball Box Score -- Game Totals -- Final Statistics McNeese State vs Arizona State 11/9/18 7 p.m. at Tempe, Ariz. (Wells Fargo Arena)

### McNeese State 52 • 0-2

#	Player	Total		3-Ptr		Rebounds			PF	TP	A TO Blk Stl				Min
		FG-FGA	FG-FGA	FT-FTA	FT-FTA	Off	Def	Tot			A	TO	Blk	Stl	
00	Hines, Malik	* 0-0	0-0	1-6	0 1 1	4	1	3 3 0 0	24						
02	Harvey, James	* 2-9	2-8	2-2	1 0 1	1	8	0 2 0 0	32						
05	Hunt, Kevin	* 4-11	2-4	5-5	1 1 2	4	15	3 2 0 0	25						
14	Touchett, Trey	* 2-6	1-4	0-0	0 4 4	4	5	0 1 0 0	23						
24	Robinson, Will	* 3-8	0-1	3-6	0 5 5	3	9	0 1 0 0	30						
03	Laku, Richard	* 0-0	0-0	0-0	0 0 0	0	0	1 0 0 0	2						
10	Greenwood, Jarren	* 0-1	0-1	0-0	0 0 0	0	0	2 0 0 0	9						
11	Hutchinson, Myles	* 0-2	0-0	0-0	0 0 0	0	0	1 2 0 0	7						
22	Brown, Roydell	* 3-8	0-2	3-6	4 4 8	3	9	0 2 0 1	31						
23	Kennedy, Shamarkus	* 0-1	0-0	3-4	1 4 5	3	3	0 4 1 0	15						
30	Brown, AJ	* 1-1	0-0	0-0	0 0 0	0	2	0 0 0 0	2						
Team					3 1 4										
Totals		15-47	5-20	17-29	10 20 30	22	52	10 17 1 1	200						
FG % 1st Half: 6-24		25.0%	2nd half: 9-23	39.1%	Game: 15-47	31.9%	Deadball Rebounds								
3FG % 1st Half: 2-11		18.2%	2nd half: 3-9	33.3%	Game: 5-20	25.0%									
FT % 1st Half: 9-12		75.0%	2nd half: 8-17	47.1%	Game: 17-29	58.6%									

### Arizona State 80 • 2-0

#	Player	Total		3-Ptr		Rebounds			PF	TP	A TO Blk Stl				Min
		FG-FGA	FG-FGA	FT-FTA	FT-FTA	Off	Def	Tot			A	TO	Blk	Stl	
00	Dort,Luguentz	* 10-18	2-6	3-3	1 1 2	2	25	1 1 1 3	30						
01	Martin,Remy	* 1-5	1-5	3-4	1 2 3	2	6	5 4 0 1	28						
14	Lawrence,Kimani	* 6-12	2-4	2-2	2 4 6	2	16	1 2 0 1	28						
23	White,Romello	* 0-2	0-0	1-2	0 2 2	3	1	0 0 1 2	22						
43	Cheatham,Zylan	* 4-8	0-2	8-11	3 9 12	3	16	6 1 1 2	27						
03	Mitchell,Mickey	* 0-1	0-0	1-2	1 2 3	1	1	1 2 0 0	11						
05	Felt,Kyle	* 1-1	0-0	0-0	0 0 0	0	2	0 0 0 0	1						
10	Shibei,Vitaliy	* 0-0	0-0	0-0	2 0 2	2	0	0 0 0 0	5						
11	Valtonen,Elias	* 0-0	0-0	0-0	0 0 0	0	0	0 0 0 0	2						
24	Salzman,Jordan	* 0-1	0-0	0-0	0 0 0	0	0	0 0 0 0	1						
25	Fogerty,Grant	* 0-0	0-0	0-0	0 0 0	0	0	0 0 0 0	1						
31	Thompson,Trevor	* 0-0	0-0	0-0	0 0 0	0	0	0 0 0 0	1						
32	Lake,De'Quon	* 3-5	0-0	1-1	1 4 5	5	7	0 0 3 0	16						
35	Cherry,Taeshon	* 2-5	0-2	2-2	1 2 3	3	6	1 1 0 0	27						
Team					3 2 5										
Totals		27-58	5-19	21-27	15 28 43	23	80	15 11 6 9	200						
FG % 1st Half: 11-29		37.9%	2nd half: 16-29	55.2%	Game: 27-58	46.6%	Deadball Rebounds								
3FG % 1st Half: 1-8		12.5%	2nd half: 4-11	36.4%	Game: 5-19	26.3%									
FT % 1st Half: 10-14		71.4%	2nd half: 11-13	84.6%	Game: 21-27	77.8%									

Officials: Bob Staffen, Rodrick Dixon, Daryl Gelinan

Technical fouls: McNeese State-None. Arizona State-None.

Attendance: 8515

Score by periods	1st	2nd	Total
McNeese State	33	29	52
Arizona State	23	47	80

Points	In Paint	Off T/O	2nd Chance	Fast Break	Bench
MCN	18	12	5	2	14
ASU	42	26	12	16	16

Last FG - MCN 2nd-00:51, ASU 2nd-01:09.

Largest lead - MCN by 5 1st-16:17, ASU by 32 2nd-04:44.

MCN led for 06:17. ASU led for 32:51. Game was tied for 00:17.

Score tied - 0 times.

Lead changed - 1 time.

## Official Basketball Box Score -- Game Totals -- Final Statistics Long Beach State vs Arizona State 11/12/18 7 p.m. at Tempe, Ariz. (Wells Fargo Arena)

### Long Beach State 58 • 1-2

#	Player	Total		3-Ptr		Rebounds			PF	TP	A TO Blk Stl				Min
		FG-FGA	FG-FGA	FT-FTA	Off	Def	Tot	A			TO	Blk	Stl		
02	Roberts, Jordan	f	1-3	0-0	0-0	0	3	3	1	2	1	1	0	0	15
05	Riggins, Mason	f	3-5	0-0	0-0	1	5	6	4	6	1	0	1	0	27
24	Yussuf, Temidayo	c	0-1	0-0	1-2	2	3	5	5	1	0	2	0	1	16
10	Alberts, Bryan	g	3-10	2-6	0-0	1	1	2	2	8	1	1	0	3	26
15	Booker, Deishuan	g	1-8	0-4	6-7	0	1	1	4	8	5	4	0	2	20
01	Freeman, Ron		1-8	1-7	5-10	0	0	0	0	8	2	0	0	4	16
03	Cobb, Drew		0-1	0-0	0-0	0	1	1	0	0	0	1	0	0	9
04	Byers, KJ		1-3	1-2	1-3	2	3	5	3	4	2	2	2	0	18
11	Griffin, Jordan		3-8	3-7	0-0	0	0	0	0	9	0	0	1	0	14
12	Jackson, Breyon		0-2	0-0	2-2	1	1	2	0	2	0	0	0	0	10
13	Mims, Demetrius		2-2	1-1	0-0	0	1	1	4	5	0	1	0	0	6
20	Richard, Breamon		1-3	0-0	0-0	0	0	0	2	2	1	1	0	1	9
23	Maxhuni, Edon		1-8	1-4	0-0	0	0	0	2	3	1	2	0	0	14
	Team					0	4	4			1				20
	Totals		17-62	9-31	15-24	7	23	30	27	58	14	16	4	11	100
	FG % 1st Half: 6-32	18.8%	2nd half: 11-30	36.7%	Game: 17-62	27.4%									Deadball
3FG	% 1st Half: 2-15	13.3%	2nd half: 7-16	43.8%	Game: 9-31	29.0%									Rebounds
FT	% 1st Half: 2-5	40.0%	2nd half: 13-19	68.4%	Game: 15-24	62.5%									2

# 2018-19 @SUNDEVILHOOPS BOX SCORES GAMES 5-8

## Official Basketball Box Score -- Game Totals -- Final Statistics Arizona State vs Utah State 11/21/18 8:00pm at T-Mobile Arena Las Vegas, NV

### Arizona State 87 • 5-0

#	Player	Total		3-Ptr		Rebounds			PF	TP	A TO Blk Stl				Min
		FG-FGA	FG-FGA	FT-FTA	Off Def Tot										
00	Dort,Luguentz	* 10-15	2-3	11-14	2 5 7	3	33	4 5 0 2	3						39
01	Martin,Remy	* 5-13	1-2	2-2	0 2 2	0	13	0 0 0 2	3						34
14	Lawrence,Kimani	* 1-8	1-4	7-8	0 2 2	4	10	2 3 0 0	0						36
23	White,Romello	* 1-3	0-0	1-1	3 2 5	5	3	0 2 0 0	0						20
45	Cheatham,Zylan	* 2-4	0-0	4-8	0 3 3	4	8	6 2 1 1	1						25
03	Mitchell,Mickey	1-1	0-0	0-6	0 2 2	2	2	0 0 0 0	1						12
32	Lake,De'Quon	1-1	0-0	1-1	1 2 3	5	3	1 1 1 1	1						13
35	Cherry,Taeshon	5-7	3-5	2-2	0 2 2	4	15	0 0 1 1	1						21
Team					1 2 3										
Totals		26-52	7-14	28-42	7 22 29	27	87	13 16 3 8							200
FG % 1st Half: 11-29 37.9% 2nd half: 15-23 65.2% Game: 26-52 50.0% Deadball Rebounds 9															
3FG % 1st Half: 3-6 50.0% 2nd half: 4-8 50.0% Game: 7-14 50.0%															
FT % 1st Half: 12-19 63.2% 2nd half: 16-23 69.6% Game: 28-42 66.7%															

### Utah State 82 • 5-1

#	Player	Total		3-Ptr		Rebounds			PF	TP	A TO Blk Stl				Min
		FG-FGA	FG-FGA	FT-FTA	Off Def Tot										
04	Ainge,Crew	* 1-3	1-3	0-0	1 1 2	4	3	3 2 0 0	0						17
05	Merrill,Sam	* 8-18	3-7	8-9	0 5 5	4	27	1 0 0 0	0						35
10	Taylor,Quinn	* 2-3	0-1	3-5	1 4 5	5	7	2 2 0 1	1						25
22	Miller,Brock	* 4-12	2-8	0-0	0 1 1	1	10	1 1 0 1	0						30
23	Queta,Neemias	* 2-3	0-0	1-2	4 5 9	5	5	1 5 1 0	0						21
01	Knight,Tauriawn	0-0	0-0	0-0	0 0 0	0	0	1 0 0 0	0						4
02	Brown Jr.,Dwayne	4-8	0-2	6-6	2 2 4	3	14	2 2 0 1	1						25
03	Knight III,John	3-7	0-0	7-11	0 3 3	3	13	2 2 0 2	0						20
21	Fakira,Ben	0-0	0-0	0-0	0 0 0	2	0	0 0 0 0	0						4
24	Brito,Diogo	1-2	1-2	0-0	0 2 2	1	3	2 3 0 1	1						19
Team					2 1 3			3							
Totals		25-56	7-23	25-33	10 24 34	28	82	15 20 1 6							200
FG % 1st Half: 13-29 44.8% 2nd half: 12-27 44.4% Game: 25-56 44.6% Deadball Rebounds 7															
3FG % 1st Half: 5-13 38.5% 2nd half: 2-10 20.0% Game: 7-23 30.4%															
FT % 1st Half: 4-5 80.0% 2nd half: 21-28 75.0% Game: 25-33 75.8%															

Officials: Ray Natili, Kelly Self, Marques Pettigrew  
Technical fouls: Arizona State-None. Utah State-None.  
Attendance: 3157  
MGM Resorts Main Event Championship Game

Score by periods	1st	2nd	Total
Arizona State	37	50	87
Utah State	35	47	82

## Official Basketball Box Score -- Game Totals -- Final Statistics Nebraska Omaha vs Arizona State 11/28/18 7 p.m. at Tempe, Ariz. (Wells Fargo Stadium)

### Nebraska Omaha 71 • 3-5

#	Player	Total		3-Ptr		Rebounds			PF	TP	A TO Blk Stl				Min
		FG-FGA	FG-FGA	FT-FTA	Off Def Tot										
00	Gibson,JT	* 4-11	4-7	0-0	0 1 1	3	12	2 5 0 1	1						31
10	Akinwole,Ayo	* 1-4	0-1	0-0	0 2 2	3	2	2 2 0 0	1						19
21	Jackson,Zach	* 6-13	4-6	1-1	0 1 1	4	17	1 0 0 0	0						33
40	Pile,Matt	* 7-8	0-0	1-3	0 5 5	4	15	1 4 2 1	2						26
44	Hahn,Mitch	* 2-5	0-2	0-0	0 2 2	0	4	1 5 0 0	0						28
01	Duplechan,Elishja	1-6	0-2	0-0	0 2 2	1	2	4 0 0 0	0						20
13	Tut,Wanjang	2-5	1-3	0-0	1 2 3	1	5	1 1 0 2	0						20
20	Miller,Hayden	2-4	2-3	0-0	1 1 2	0	6	1 0 0 0	0						8
22	Barney,Brett	2-4	1-1	0-1	1 2 3	3	5	1 0 0 0	0						13
33	Tricker,Evan	1-1	1-1	0-0	0 0 0	0	3	0 0 0 0	0						2
Team					4 2 6			1							
Totals		28-61	13-26	2-5	7 20 27	19	71	14 18 2 5							200
FG % 1st Half: 16-30 53.3% 2nd half: 12-31 38.7% Game: 28-61 45.9% Deadball Rebounds 2															
3FG % 1st Half: 6-12 50.0% 2nd half: 7-14 50.0% Game: 13-26 50.0%															
FT % 1st Half: 2-4 50.0% 2nd half: 0-1 0.0% Game: 2-5 40.0%															

### Arizona State 89 • 6-0

#	Player	Total		3-Ptr		Rebounds			PF	TP	A TO Blk Stl				Min
		FG-FGA	FG-FGA	FT-FTA	Off Def Tot										
00	Dort,Luguentz	* 6-18	0-6	7-10	1 4 5	1	19	4 0 0 3	3						38
14	Lawrence,Kimani	* 7-12	4-6	0-0	2 2 4	0	18	5 4 2 2	3						39
23	White,Romello	* 3-4	0-0	2-3	1 2 3	3	8	0 2 0 1	1						15
35	Cherry,Taeshon	* 8-12	3-6	0-0	0 4 4	1	19	1 1 1 1	1						31
45	Cheatham,Zylan	* 5-10	0-0	3-5	5 7 12	4	13	9 4 0 2	3						34
05	Feit,Kyle	0-0	0-0	0-0	0 0 0	0	0	0 0 0 0	0						0+
10	Shibel,Vitaliy	1-3	1-2	0-0	0 0 0	2	3	0 0 0 0	0						11
11	Valtonen,Elias	0-1	0-1	0-0	0 0 0	0	0	0 1 1 0	0						9
32	Lake,De'Quon	3-4	0-0	3-4	4 7 11	2	9	0 1 1 0	0						23
Team					1 1 2										
Totals		33-64	8-21	15-22	14 27 41	13	89	19 13 5 9							200
FG % 1st Half: 18-31 58.1% 2nd half: 15-33 45.5% Game: 33-64 51.6% Deadball Rebounds 4															
3FG % 1st Half: 4-9 44.4% 2nd half: 4-12 33.3% Game: 8-21 38.1%															
FT % 1st Half: 10-15 66.7% 2nd half: 5-7 71.4% Game: 15-22 68.2%															

Officials: Michael Greenstein, Kevin Brill, Marques Pettigrew  
Technical fouls: Nebraska Omaha-None. Arizona State-None.  
Attendance: 6951  
ASU #10-Shibel assessed Flagrant 1 at 4:50 in first half.

Score by periods	1st	2nd	Total
Nebraska Omaha	40	31	71
Arizona State	50	39	89

Points	In	Off	2nd	Fast	Bench
OMA	28	14	5	12	21
ASU	40	20	17	12	12

Last FG - OMA 2nd-01:12, ASU 2nd-00:18.  
Largest lead - OMA by 8 1st-09:50, ASU by 26 2nd-09:36.  
OMA led for 06:52, ASU led for 29:57. Game was tied for 03:11.  
Score tied - 5 times.  
Lead changed - 5 times.

## Official Basketball Box Score -- Game Totals -- Final Statistics Texas Southern vs Arizona State 12/01/18 7:30 p.m. at Tempe, Ariz. (Wells Fargo Arena)

### Texas Southern 71 • 3-5

#	Player	Total		3-Ptr		Rebounds			PF	TP	A TO Blk Stl				Min
		FG-FGA	FG-FGA	FT-FTA	Off Def Tot										
00	Butler, Devocio	r 6-13	3-6	3-4	0 2 2	3	18	3 0 0 3	3						36
01	Combs, Jeremy	r 2-5	1-1	0-2	4 3 7	4	5	2 1 0 2	0						29
05	Reed, Trayvon	c 3-4	0-0	1-2	1 5 6	5	7	1 0 0 0	0						17
03	Patterson, Jalyon	4-17	4-14	2-2	2 2 4	3	14	4 4 0 4	4						37
04	Bruce, Derrick	4-17	2-11	2-2	0 3 3	3	12	2 1 0 0	0						37
11	McClelland, Cainan	0-0	0-0	0-0	0 1 1	0	0	0 1 1 1	1						3
12	Jones, John	1-3	0-1	0-0	0 0 0	1	2	0 0 0 0	0						3
15	Hopkins, Justin	4-8	0-2	5-10	2 4 6	2	13	1 0 0 0	0						32
20	Armstrong, Tyrik	0-0	0-0	0-0	0 1 1	0	0	1 0 0 0	0						4
44	Dobbins, Michael	0-0	0-0	0-0	0 0 0	1	0	0 0 0 0	0						2
Team					3 1 4										
Totals		24-67	10-35	13-22	12 22 34	22	71	14 7 1 10							200
FG % 1st Half: 10-34 29.4% 2nd half: 14-33 42.4% Game: 24-67 35.8% Deadball Rebounds 4															
3FG % 1st Half: 4-19 21.1% 2nd half: 6-16 37.5% Game: 10-35 28.6%															
FT % 1st Half: 8-12 66.7% 2nd half: 5-10 50.0% Game: 13-22 59.1%															

### Arizona State 83 • 7-0

#	Player	Total		3
---	--------	-------	--	---

2018-19 @SUNDEVILHOOPS BOX SCORES GAMES 9-10

Official Basketball Box Score -- Game Totals -- Final Statistics  
Arizona State vs Georgia  
12/15/18 6:00 PM ET at Stegeman Coliseum - Athens, Ga.

Arizona State 76 • 8-1

#	Player	Total		3-Ptr		Rebounds			PF	TP	A	TO	Blk	Stl	Min
		FG	FGA	FG	FGA	FT	FTA	Off Def Tot							
14	LAWRENCE,KIMANI	f	3-9	2-5	0-0	0	0	0	2	8	0	1	0	1	33
23	WHITE,ROMELLO	f	5-6	0-0	6-7	1	1	2	3	16	1	0	0	0	26
45	CHEATHAM,ZYLAN	f	4-7	0-0	2-2	1	9	10	2	10	1	2	0	0	34
00	DORT,LUGUENTZ	g	2-10	1-2	7-10	1	3	4	4	12	1	3	0	2	28
01	MARTIN,REMY	g	8-20	0-3	5-8	3	5	8	1	21	5	5	0	3	35
02	EDWARDS,ROB		0-6	0-3	0-0	1	1	2	1	0	0	0	0	1	17
10	SHIBEL,VITALIY		0-0	0-0	0-0	0	0	0	1	0	0	0	0	0	2
11	VALTONEN,ELIAS		0-0	0-0	0-0	0	0	0	0	0	0	0	0	0	0+
35	LAKE,DE'QUON		2-2	0-0	0-0	2	1	3	4	4	0	1	0	0	8
35	CHERRY,TAESHON		2-4	1-3	0-0	1	2	3	4	5	0	0	0	1	17
Team						5	1	6	1						
Totals			26-64	4-16	20-27	15	23	38	23	76	8	12	0	8	200
FG % 1st Half: 11-34		32.4%	2nd half: 15-30		50.0%	Game: 26-64		40.6%		Deadball		Rebounds		3	
3FG % 1st Half: 1-6		16.7%	2nd half: 3-10		30.0%	Game: 4-16		25.0%							
FT % 1st Half: 10-13		76.9%	2nd half: 10-14		71.4%	Game: 20-27		74.1%							

Georgia 74 • 5-4

#	Player	Total		3-Ptr		Rebounds			PF	TP	A	TO	Blk	Stl	Min
		FG	FGA	FG	FGA	FT	FTA	Off Def Tot							
20	HAMMONDS, RAYSHAU	f	6-9	3-4	4-4	1	5	6	5	19	1	3	1	1	27
33	CLAXTON, NICOLAS	f	2-10	1-4	4-5	2	11	13	3	9	3	5	4	1	37
34	OGBEIDE, DEREK	f	1-5	0-1	2-2	1	3	4	4	4	0	2	0	0	13
00	JACKSON II, WILLIAM	g	0-2	0-2	2-2	0	0	0	3	2	1	1	0	0	16
01	HIGHTOWER, TESHAUN	g	1-3	1-2	2-2	0	2	2	0	5	0	1	0	0	14
02	HARRIS, JORDAN		1-2	0-1	1-2	0	2	2	2	3	2	2	0	3	19
04	CRUMP, TYREE		5-10	3-8	6-7	0	1	1	1	19	2	2	0	0	24
05	TOPPIN, JOJO		0-0	0-0	0-0	0	0	0	1	0	0	1	0	0	4
13	WILRIDGE, E'TORRION		1-2	0-0	4-6	0	1	1	1	6	1	1	1	1	22
14	FAGAN, TYE		3-3	0-0	0-0	3	0	3	0	6	1	1	1	0	12
24	O'NEILL, CONNOR		0-0	0-0	0-0	0	0	0	0	0	0	0	0	0	3
25	NGUMEZI, AMANZE		0-1	0-0	1-2	0	1	1	1	1	0	0	0	0	8
32	EDWARDS, MIKE		0-0	0-0	0-0	0	0	0	0	0	0	0	0	0	1
Team						0	1	1							
Totals			20-47	8-22	26-32	7	27	34	21	74	11	19	7	6	200
FG % 1st Half: 11-22		50.0%	2nd half: 9-25		36.0%	Game: 20-47		42.6%		Deadball		Rebounds		3	
3FG % 1st Half: 5-12		41.7%	2nd half: 3-10		30.0%	Game: 8-22		36.4%							
FT % 1st Half: 20-23		87.0%	2nd half: 6-9		66.7%	Game: 26-32		81.3%							

Officials: Don Daily, Tony Greene, Patrick Evans  
Technical fouls: Arizona State-TEAM. Georgia-None.  
Attendance: 9028

Score by periods	1st	2nd	Total
Arizona State	33	43	76
Georgia	47	27	74

Last FG - ASU 2nd-00:11, UGA 2nd-00:25.  
Largest lead - ASU by 3 2nd-02:02, UGA by 18 1st-01:48.  
ASU led for 02:38. UGA led for 35:19. Game was tied for 02:03.

Points	In	Off	2nd	Fast
ASU	34	16	19	8
UGA	22	13	13	4

Score tied - 2 times.  
Lead changed - 3 times.

Official Basketball Box Score -- Game Totals -- Final Statistics  
Arizona State vs Vanderbilt  
12/17/18 6 p.m. at Nashville, Tenn. (Memorial Gym)

Arizona State 65 • 8-2

#	Player	Total		3-Ptr		Rebounds			PF	TP	A	TO	Blk	Stl	Min
		FG	FGA	FG	FGA	FT	FTA	Off Def Tot							
14	Lawrence,Kimani	f	3-12	1-4	0-0	3	5	8	3	7	1	2	0	1	30
23	White,Romello	f	2-4	0-0	5-6	2	3	5	1	9	0	1	0	0	22
45	Cheatham,Zylan	f	3-6	0-1	3-4	1	13	14	3	9	0	1	1	0	33
00	Dort,Luguentz	g	3-13	2-4	2-3	0	1	1	3	10	3	3	0	1	29
01	Martin,Remy	g	3-12	1-5	2-2	1	2	3	0	9	1	1	0	0	29
02	Edwards,Rob		4-10	2-4	4-4	0	0	0	4	14	3	0	0	1	25
32	Lake,De'Quon		0-0	0-0	0-1	2	1	3	3	0	0	1	0	1	12
35	Cherry,Taeshon		3-8	1-6	0-0	1	3	4	2	7	1	1	0	0	20
Team						3	1	4							
Totals			21-65	7-24	16-20	13	29	42	19	65	9	10	1	4	200
FG % 1st Half: 11-33		33.3%	2nd half: 10-32		31.3%	Game: 21-65		32.3%		Deadball		Rebounds		3	
3FG % 1st Half: 3-11		27.3%	2nd half: 4-13		30.8%	Game: 7-24		29.2%							
FT % 1st Half: 3-4		75.0%	2nd half: 13-16		81.3%	Game: 16-20		80.0%							

Vanderbilt 81 • 7-2

#	Player	Total		3-Ptr		Rebounds			PF	TP	A	TO	Blk	Stl	Min
		FG	FGA	FG	FGA	FT	FTA	Off Def Tot							
11	SHITTU, Simisola	f	4-10	0-1	1-2	0	7	7	3	9	4	2	0	1	37
13	MOYER, Matthew	f	0-2	0-2	0-0	0	0	0	1	0	0	1	0	0	10
32	RYAN, Matt	f	2-11	2-9	5-6	0	1	1	1	11	1	0	0	0	24
00	LEE, Saben	g	2-3	1-2	9-12	0	5	5	2	14	3	4	0	0	29
02	TOYE, Joe	g	4-8	3-4	0-0	1	1	2	3	11	0	0	0	2	23
01	WETZELL, Yanni		3-5	1-2	5-5	1	4	5	3	12	1	1	2	0	21
03	EVANS, Maxwell		3-5	2-3	0-0	0	4	4	0	8	3	1	0	0	17
15	BROWN, Clevon		1-1	0-0	1-2	1	1	2	2	3	0	1	1	0	12
24	NESMITH, Aaron		5-10	3-5	0-2	1	4	5	3	13	1	0	1	0	27
Team						3	5	8							
Totals			24-55	12-28	21-29	7	32	39	18	81	13	10	4	3	200
FG % 1st Half: 14-34		41.2%	2nd half: 10-21		47.6%	Game: 24-55		43.6%		Deadball		Rebounds		3	
3FG % 1st Half: 6-16		37.5%	2nd half: 6-12		50.0%	Game: 12-28		42.9%							
FT % 1st Half: 0-2		0.0%	2nd half: 21-27		77.8%	Game: 21-29		72.4%							

Officials: Doug Simmons, Keith Kimble, Michael Roberts  
Technical fouls: Arizona State-Dort,Luguentz. Vanderbilt-None.  
Attendance: 9271

Score by periods	1st	2nd	Total
Arizona State	28	37	65
Vanderbilt	34	47	81

Last FG - ASU 2nd-01:00, VU 2nd-02:46.  
Largest lead - ASU by 9 1st-16:46, VU by 16 2nd-00:32.  
ASU led for 14:50. VU led for 24:07. Game was tied for 01:02.

Points	In	Off	2nd	Fast
ASU	24	6	11	4
VU	24	7	8	4

Score tied - 1 time.  
Lead changed - 1 time.



## 2018-19 SUN DEVIL HIGHS AND LOWS

### SUN DEVIL TEAM HIGHS

**POINTS:** 102 vs. CAL STATE FULLERTON  
**FIELD GOALS:** 33 vs. OMAHA/CSF  
**FIELD GOAL ATTEMPTS:** 78 vs. CAL STATE FULLERTON  
**FIELD GOAL%:** .554 vs. TEXAS SOUTHERN (31-56)  
**3-PT FIELD GOALS:** 10 vs. CAL STATE FULLERTON  
**3-PT FIELD GOALS ATT:** 26 vs. CAL STATE FULLERTON  
**3-PT % (10 ATT.):** .500 vs. Utah State (7-14)  
**FREE THROWS:** 28 vs. Utah State  
**FREE THROWS ATTEMPTED:** 44 vs. CAL STATE FULLERTON  
**FREE THROW % (15 ATT.):** .800 at Vanderbilt (16-20)  
**REBOUNDS:** 63 vs. LONG BEACH STATE  
**ASSISTS:** 19 vs. NEBRASKA OMAHA  
**STEALS:** 9 vs. NEBRASKA OMAHA/McNEESE STATE  
**BLOCKS:** 7 vs. LONG BEACH STATE  
**TURNOVERS:** 18 vs. LONG BEACH STATE  
**FOULS:** 27 vs. Utah State  
**FIRST HALF POINTS:** 50 vs. NEBRASKA OMAHA  
**SECOND HALF POINTS:** 52 vs. LONG BEACH STATE

### SUN DEVIL TEAM LOWS

**POINTS:** 65 at Vanderbilt  
**FIELD GOALS:** 21 at Vanderbilt  
**FIELD GOAL ATTEMPTS:** 52 vs. Utah State  
**FIELD GOAL%:** .323/21-65 at Vanderbilt  
**3-PT FIELD GOALS:** 4 at Georgia  
**3-PT FIELD GOALS ATT:** 14 vs. Utah State  
**3-PT % (10 ATT.):** .250/4-16 at Georgia and 5-20 vs. #6 Nevada  
**FREE THROWS:** 11 vs. #6 Nevada  
**FT ATTEMPTED:** 17 vs. #6 Nevada  
**FREE THROW % (10 ATT.):** .520/13-25 vs. TEXAS SOUTHERN  
**REBOUNDS:** 29 vs. Utah State  
**ASSISTS:** 8 at Georgia  
**STEALS:** 3 vs. CAL STATE FULLERTON  
**BLOCKS:** 0 at Georgia  
**TURNOVERS:** 11 vs. McNEESE STATE  
**FOULS:** 13 2x (#15 Mississippi State/OMAH)

### SUN DEVIL INDIVIDUAL HIGHS

**POINTS:** 33, Luguentz Dort vs. Utah State  
**FIELD GOALS:** 10 (2x) by Luguentz Dort vs. Utah State  
**FG ATTEMPTS:** 22, Luguentz Dort vs. CAL STATE FULLERTON  
**FG PERCENTAGE (9 ATT.):** 9-10, Romello White vs. TSU  
**3-PT FGS:** 4 (2x)  
**3-PT ATT:** 10, Luguentz Dort vs. TEXAS SOUTHERN  
**3-PT % (4 MADE):** Taeshon Cherry vs. TEXAS SOUTHERN (4-6)  
**3-PT % (4 MADE):** Kimani Lawrence vs. OMAHA (4-6)  
**FREE THROWS:** 11, Luguentz Dort vs. Utah State  
**FT ATTEMPTED:** 14, Luguentz Dort vs. Utah State  
**FREE THROW % (6 ATT.):** 6-6, Romello White vs. LONG BEACH  
**REBOUNDS:** 14 (2x) Zylan Cheatham at Vanderbilt  
**ASSISTS:** 10, Zylan Cheatham vs. TEXAS SOUTHERN  
**STEALS:** 3 (4x)  
**BLOCKS:** 3, De'Quon Lake vs. McNEESE STATE  
**TURNOVERS:** 8, Luguentz Dort vs. TEXAS SOUTHERN  
**FOUL OUTS:** 5 on year  
**MINUTES:** 41, Rob Evans vs. CSU FULLERTON

### OPPONENT TEAM HIGHS

**POINTS:** 94 by CAL STATE FULLERTON  
**FIELD GOALS:** 34 by CAL STATE FULLERTON  
**FIELD GOAL ATTEMPTS:** 74 by CAL STATE FULLERTON  
**FIELD GOAL %:** .459/CAL STATE FULLERTON (34-74)  
**3-POINTERS:** 13 by NEBRASKA OMAHA  
**3-POINTER ATTEMPTS:** 35 by TEXAS SOUTHERN  
**3-POINT % (10 ATT.):** .500/NEBRASKA OMAHA (13-26)  
**FREE THROWS:** 26 at Georgia  
**FREE THROW ATTEMPTS:** 33 by Utah State  
**FREE THROW % (20 ATT.):** .758/Utah State (25-33)  
**REBOUNDS:** 42 by CAL STATE FULLERTON  
**ASSISTS:** 16 by #15 Mississippi State  
**STEALS:** 11 by LONG BEACH STATE  
**BLOCKS:** 7 at Georgia/by #6 Nevada  
**TURNOVERS:** 20 by Utah State  
**FOULS:** 36 by CAL STATE FULLERTON

### OPPONENT TEAM LOWS

**POINTS:** 52 by McNEESE STATE  
**FIELD GOALS:** 15 by McNEESE STATE  
**FIELD GOAL ATTEMPTS:** 47 at Georgia/by McNEESE STATE  
**FIELD GOAL %:** .274/17-62 by LONG BEACH STATE  
**3-POINTERS:** 3 by #6 Nevada  
**3-POINTER ATTEMPTS:** 18 by #6 Nevada  
**3-POINT % (10 ATT.):** .167/3-18 by #6 Nevada  
**FREE THROWS:** 2 by NEBRASKA OMAHA  
**FREE THROW ATTEMPTS:** 5 by NEBRASKA OMAHA  
**FREE THROW % (20 ATT.):** .586/17-29 by McNEESE STATE  
**REBOUNDS:** 27 by NEBRASKA OMAHA  
**ASSISTS:** 7 by CAL STATE FULLERTON  
**STEALS:** 1 by McNEESE STATE  
**BLOCKS:** 1 (5x)  
**TURNOVERS:** 7 by TEXAS SOUTHERN  
**FOULS:** 15 by #6 Nevada

### OPPONENT INDIVIDUAL HIGHS

**POINTS:** 35, Kyle Allman of CSU FULLERTON  
**FIELD GOALS:** 13, Kyle Allman of CSU FULLERTON  
**FIELD GOAL ATTEMPTS:** 26, Kyle Allman of CSU FULLERTON  
**3-PT FGS:** 5, Kyle Allman of CSU FULLERTON  
**3-PT ATT:** 14, Jaylyn Patterson vs. TSU  
**FREE THROWS:** 10, Khalil Ahmad of CSU FULLERTON  
**FT ATTEMPTED:** 12 (2x)  
**REBOUNDS:** 13 by Nicolas Claxton at Georgia  
**ASSISTS:** 7, Austen Awosika of CSU FULLERTON  
**STEALS:** 4 (2x)  
**BLOCKS:** 4 by Nicolas Claxton at Georgia  
**TURNOVERS:** 5 (5x)  
**FOUL OUTS:** 10 times

### ASU STARTING LINEUPS 2018-19 (3)

Cheatham, Dort, Edwards, Lawrence, White (1-0 vs. CSF)  
Cheatham, Dort, Lawrence, Martin, White (5-1)  
Cheatham, Cherry, Dort, Lawrence, White (2-1)

## @SUNDEVILHOOPS GAME-BY-GAME QUICK SUMMARIES.

**GAME #10: @VANDERBILT 81, ASU 65 (DEC. 17, 2018):** ASU had leads of 9-0 and 25-16 but couldn't sustain and shot .323 (21-of-65) in losing the back half of a two games in three days SEC road trip. VU hit 12-of-28 threes and outscored ASU 18-3 in the final 5:53 of the first half. It led 54-42 before ASU closed it to 62-59 with 3:54 left. Vandy then went on a 7-0 run and made free throws to seal the win. Rob Edwards had 14 points off the bench while Zylan Cheatham had 14 rebounds.

**GAME #9: #20 ASU 76, @GEORGIA 74 (DEC. 15, 2018):** ASU fell behind 47-29 in the first half and trailed 47-33 at recess but led by Remy Martin's 21 points, eight rebounds and five assists stormed back for its biggest halftime comeback deficit win in a decade. Atlanta native Romello White was solid with 16 points while Zylan Cheatham had 10 points and 10 rebounds. Luguentz Dort (12 points) hit the game winner on a strong drive with 11 seconds left as ASU held the Bulldogs to 9-of-25 (.360) from the field in the second half and forced 19 turnovers while notching 15 offensive rebounds. It marked the 16th time ASU had come back after being down at the half to win in Coach Bobby Hurley's four seasons.

**GAME #8: #6 NEVADA 72, #20 ASU 66 (LOS ANGELES):** ASU led by 15 midway through the first half but Nevada shot .567 (17-of-30) and outscored ASU 48-30 in the second half to give ASU its first loss. Luguentz Dort had 24 points while Zylan Cheatham had 13 points and 10 rebounds. ASU held Nevada to just 3-of-18 (.167) from the three-point stripe and outrebounded the Wolfpack 40-31 but got into foul trouble as ASU had 25 team fouls (Nevada had 15) and had 17 turnovers. Outside of Dort and Cheatham, ASU was just 10-of-33 (.303) from the field.

**GAME #7: ASU 83, TEXAS SOUTHERN 71/DEC. 1, 2018:** Texas Southern went the distance as ASU led for 39:02 but could never put the Tigers away until the final four minutes. Zylan Cheatham posted the second triple double in school history with 14 points, 13 rebounds and 10 assists. ASU placed five players in double digits as Romello White led the way with 19 points and 14 rebounds on 9-of-10 shooting. Luguentz Dort had 18 points, Taeshon Cherry 14 and Kimani Lawrence 13. ASU never trailed, but TSU cut it to 63-57 with under 10 minutes remaining and to 69-61 with 6:35 left but ASU went on a 7-0 run to put it away.

**GAME #6: ASU 89, OMAHA 71/NOV. 28, 2018:** Omaha led 25-17 with under 10 minutes remaining in the first half but ASU closed the half on a 33-15 run and then hit three three-pointers in the first three minutes to put the Mavericks away. Luguentz Dort and Taeshon Cherry each had 19 while Kimani Lawrence added 18, including four three-pointers. Zylan Cheatham posted 13 points, 12 rebounds and nine assists as ASU shot .516 (33-of-64) from the floor, outrebounded Omaha 41-27 and posted nine steals.

**GAME #5: ASU 87, UTAH STATE 82/NOV. 21, 2018 (LAS VEGAS):** ASU held off Utah State behind Tournament MVP Luguentz Dort's 33 points. Taeshon Cherry added 15 points off the bench, while Remy Martin added 13 and Kimani Lawrence 10. Zylan Cheatham added six assists. ASU put 50 on USU in the second half, forced 20 turnovers and was 7-of-14 from the three-point stripe to move to 5-0 for just the third time in 33 seasons. Utah State (5-1) took a 47-44 lead with 15:53 left, but ASU went on a 10-3 run.

### **MOST POINTS BY A SUN DEVIL FRESHMAN**

35, Mario Bennett vs. #5 Arizona, Feb. 20, 1992

34, Jahii Carson vs. Stanford @Pac-12/Las Vegas, Mar. 13, 2013

33, Luguentz Dort vs. Utah State @Las Vegas, Nov. 21, 2018

**GAME #4: ASU 72, #15 MISSISSIPPI STATE 67/NOV. 19, 2018 (LAS VEGAS):** ASU got after it early as it led by 15 at the half behind 27-12 advantage on the boards and held MSU to just 10-of-33 from the floor, but MSU -- who won 25 games in 2017-18 -- fought back to tie it with 1:01 left. Kimani Lawrence (career-high 22 points and 9-of-14 shooting) buried a three with 29 seconds left and shot clock winding down, ASU got a stop and Remy Martin hit two free throws to seal it. ASU got 16 points from Martin (6-7 FTs, seven assists and no turnovers in 35 minutes), 12 points and nine boards from Zylan Cheatham and 17 points and nine boards from Luguentz Dort.

**GAME #3: ASU 90, LONG BEACH 58/NOV. 12, 2018:** ASU took control early (one lead change) as six Sun Devils scored in double digits. ASU led 38-16 at the half and collected 63 rebounds, most since it had 63 vs. Utah on Nov. 27, 2002. It held LBSU to just .274 from the field, ASU's best defensive effort since Feb. 11, 2010, when it held Oregon State to 14-of-47 (.246). Remy Martin had 15 points while Luguentz Dort had 12 points and 12 rebounds.

**GAME #2: ASU 80, McNEESE STATE 52/NOV. 9, 2018:** McNeese State jumped out to an 8-3 lead but Luguentz Dort (25 points), Zylan Cheatham (16 points, 12 rebounds and six assists) and Kimani Lawrence (16 points and six rebounds) led ASU as the Sun Devils outscored the Cowboys 47-29 in the second half. ASU held McNeese State to .319 from the field (15-of-47) and the 52 points allowed is the fewest in the Coach Hurley era at Arizona State.

### **FEWEST POINTS BY ASU OPPONENT UNDER BOBBY HURLEY**

52 by McNeese State, 11/9/18

53 by California, 3/1/18

53 by Kennesaw State, 11/18/15

## SUN DEVIL CAREER HIGHS/SUN DEVIL RECORD WHEN

### #0 LUGUENTZ DORT SUN DEVIL HIGHS

**POINTS:** 33 vs. Utah State (11/21/18)  
**FG MADE:** 10 vs. Utah State (11/21/18)/McNeese (11/9/18)  
**3-PT FG MADE:** 4 (3x)  
**3-PT FG ATTEMPTED:** 10 vs. Texas Southern  
**FREE THROWS MADE:** 11 vs. Utah State (11/21/18)  
**FREE THROWS ATTEMPTED:** 14 vs. Utah State (11/21/18)  
**REBOUNDS:** 12 vs. Long Beach State (11/12/18)  
**ASSISTS:** 4 (3x)  
**STEALS:** 3 (3x)  
**MINUTES:** 39 vs. Utah State (11/21/18)

### #1 REMY MARTIN SUN DEVIL HIGHS

**POINTS:** 21 (2x) at Georgia (12/15/18)/at #2 Kansas (12/10/17)  
**REBOUNDS:** 8 at Georgia (12/15/18)  
**ASSISTS:** 9 vs. Longwood (12/19/17)  
**FG MADE:** 8 (2x) at Georgia (12/15/18)/at #2 Kansas (12/10/17))  
**FG ATT:** 20 at Georgia (12/15/18)  
**FT MADE:** 6 vs. #15 Mississippi State (11/19/18)  
**FT ATT.:** 8 at Georgia (12/15/18)  
**MINUTES:** 35 (2x) at Georgia (12/15/18)/vs. #15 MSU (11/19/18)

### #2 ROB EDWARDS HIGHS

**CLEVELAND STATE POINTS:** 32 at Oakland (1/16/17)

### #3 MICKEY MITCHELL SUN DEVIL HIGHS

**POINTS:** 12 (2x) at California (1/20/18)  
**REBOUNDS:** 13 vs. Vanderbilt (12/17/17)  
**ASSISTS:** 5 vs. Oregon (1/11/18)  
**MINUTES:** 33 at Stanford (1/17/18)

### #10 VITALIY SHIBEL SUN DEVIL HIGHS

**POINTS:** 11 vs. St. John's (12/8/17)  
**REBOUNDS:** 8 vs Idaho State (11/10/17)  
**3PT MADE:** 3 at Cal (1/20/18) and vs. St. John's (12/8/17)  
**ASSISTS:** 4 vs. Idaho State (11/10/17)  
**MINUTES:** 28 vs. St. John's (12/8/17)

### #14 KIMANI LAWRENCE SUN DEVIL HIGHS

**POINTS:** 22 vs. #15 Mississippi State (11/19/18)  
**REBOUNDS:** 8 (2x) at Vanderbilt (12/17/18)  
**ASSISTS:** 5 (2x) vs. Texas Southern (12/1/18)

### #23 ROMELLO WHITE CAREER HIGHS

✓ AAU coach was Jerry Stackhouse  
**POINTS:** 25 vs Northern Arizona (11/17/17)  
**REBOUNDS:** 15 vs San Diego State (11/14/17)  
**FG MADE:** 10 (2x) at Washington State (2/4/18)  
**FG ATTEMPTED:** 12 vs Northern Arizona (11/17/17)  
**FREE THROWS MADE:** 11 at Stanford (1/17/18)  
**FREE THROWS ATTEMPTED:** 14 at Stanford (1/17/18)  
**BLOCKS:** 3 vs Idaho State  
**MINUTES:** 39 vs Kansas State (11/23/17)

### #32 DE'QUON LAKE CAREER HIGHS

**POINTS:** 24 vs Idaho State (11/10/17)  
**REBOUNDS:** 12 (2x) at Oregon (2/22/18)  
**FG MADE:** 8 vs Idaho State (11/10/17)  
**FG ATTEMPTED:** 9 vs. Utah (1/25/18)  
**FREE THROWS MADE:** 8 (2x) Longwood (12/19/17)  
**FREE THROWS ATTEMPTED:** 14 vs Idaho State (11/10/17)  
**BLOCKS:** 7 vs. Pacific (12/22/17)  
**MINUTES:** 29 vs Kansas State (11/23/17)

### #35 TAESHON CHERRY CAREER HIGHS

**POINTS:** 19 vs. Nebraska Omaha (11/28/18)  
**REBOUNDS:** 5 (2x) vs. Long Beach State (11/12/18)

### #45 ZYLAN CHEATHAM SUN DEVIL HIGHS

**POINTS:** 16 vs. McNeese State (11/9/18)  
**SDSU POINTS:** 18 vs. Savannah State (11/28/16)  
**REBOUNDS:** 14 at Vanderbilt (12/17/18)  
**ASSISTS:** 10 vs. Texas Southern (12/1/18)

----

### BOBBY HURLEY ERA STATS (58-49)

Year:	15-16	16-17	17-18	18-19	TOTAL
<b>Record:</b>	15-18	15-17	20-12	8-2	58-49
<b>More rebounds:</b>	12-3	9-3	13-1	7-2	42-8
<b>Lead at half:</b>	11-3	11-4	12-1	7-1	41-9
<b>Trail at half:</b>	4-14	4-14	8-11	1-1	17-40
<b>Shoot more FTs:</b>	13-4	11-6	18-3	6-0	48-13
<b>Better/Same FG%:</b>	9-0	13-0	15-2	6-0	43-3
<b>Shot worse FG%:</b>	6-17	2-18	6-9	2-2	16-46
<b>Shot &gt; 50% FG:</b>	3-0	3-2	10-10	3-0	19-2
<b>Shot &lt; 50% FG:</b>	12-17	12-16	10-12	5-2	39-47
<b>More TOs:</b>	4-11	4-4	4-2	3-1	15-18
<b>Same/Less TOs:</b>	11-6	11-14	15-11	5-1	42-32
<b>Home Games:</b>	11-5	9-7	13-4	5-0	38-16
<b>Road Games:</b>	3-9	4-6	4-6	1-1	12-22
<b>Neutral Sites:</b>	1-2	2-5	3-2	2-1	8-10
<b>Non Pac-12:</b>	10-3	7-6	12-1	8-1	37-12
<b>Pac-12 Season:</b>	5-13	7-11	8-10	0-0	20-34
<b>Pac-12 Tourn.:</b>	0-1	1-1	0-1	0-0	1-3
<b>3 points or less:</b>	3-3	4-3	4-2	1-0	12-8
<b>6 points or less:</b>	3-6	5-3	4-7	2-1	14-17

# 2018-19 SUN DEVIL TV ROSTER




**0 LUGUENTZ DORT**

G 6-4 215 FR  
Montreal, Canada




**1 REMY MARTIN**

G 6-0 170 SO  
Chatsworth, CA




**2 ROB EDWARDS**

G 6-4 205 RS-JR  
Detroit, MI



**3 MICKEY MITCHELL**

F 6-7 225 RS-JR  
Orlando, FL



**5 KYLE FEIT**

G 6-4 190 FR  
West Palm Beach, FL



**10 VITALIY SHIBEL**

F 6-9 220 SO  
Ivano-Frankivsk, Ukraine



**11 ELIAS VALTONEN**

G 6-7 195 FR  
Eura, Finland



**14 KIMANI LAWRENCE**

F 6-7 210 SO  
Providence, RI




**21 JACK ROGGIN**

G 6-0 165 SO  
Calabasas, CA




**23 ROMELLO WHITE**

F 6-8 235 SO  
Atlanta, GA




**24 JORDAN SALZMAN**

G 5-10 165 SO  
Locust Valley, N.Y.



**25 GRANT FOGERTY**

G 5-11 170 SO  
Scottsdale, AZ



**31 TREVOR THOMPSON**

G 6-2 175 RS-FR  
Phoenix, AZ



**32 DE'QUON LAKE**

F 6-9 235 SR  
Charlotte Amalie, St. Thomas



**34 UROS PLAVSIC**

C 7-0 240 FR  
Smederevo, Serbia



**35 TAESHON CHERRY**

F 6-8 210 FR  
El Cajon, CA



**45 ZYLAN CHEATHAM**

F 6-8 215 RS-SR  
Phoenix, AZ





**WE WILL  
CONTINUE TO  
SEEK OUT THE  
OPPORTUNITY  
TO COMPETE  
AGAINST THE  
BEST.**

**BOBBY HURLEY**  
HEAD COACH // SUN DEVIL HOOPS

Coach Bobby Hurley and his staff have played non-conference games against some of the best in college basketball and has proven it is not afraid to go on the road. Expect the effort to schedule the best to continue.

### **SUN DEVIL TEAMS PLAYED OR TO BE PLAYED SINCE HIRING OF BOBBY HURLEY**

Creighton (Big East)  
Georgia (SEC)  
Kansas (Big 12)  
Kansas State (Big 12)  
Kentucky (SEC)

Marquette (Big East)  
Mississippi State (SEC)  
NC State (ACC)  
Purdue (Big 10)  
San Diego State (MWC)

St. John's (Big East)  
Texas A&M (SEC)  
UNLV (MWC)  
Vanderbilt (SEC)  
Xavier (Big East)