

TEXAS TECH BASKETBALL

16 NCAA TOURNAMENT APPEARANCES

1954 • 1956 • 1961 • 1962 • 1973 • 1976 • 1985 • 1986 • 1993 • 1996 • 2002 • 2004 • 2005 • 2007 • 2016 • 2018



G27



NO. 14 TEXAS TECH (21-5, 9-4) VS NO. 12 KANSAS (20-6, 9-4)



UNITED SUPERMARKETS ARENA • LUBBOCK, TEXAS • SATURDAY, FEB. 23, 2019 • 7 P.M. (CST)

TV: ESPN • RADIO: DOUBLE T 97.3 FM • LUBBOCK, TEXAS • TUNE-IN RADIO APP

SERIES HISTORY

OVERALL: Kansas leads 35-5

LAST MEETING: Kansas, 79-63 (2/02/19)

NOTES: Texas Tech is 4-14 against the Jayhawks all-time in Lubbock with its last home win coming in an 84-65 victory on March 4, 2009. KU has won eight in a row on the Red Raiders' home court.

UP NEXT

Oklahoma State at Texas Tech

Wednesday, Feb. 27, 2019 -- 6 p.m.

Lubbock, Texas -- United Supermarkets Arena (ESPNLU)

MEDIA COVERAGE

TELEVISION

• ESPN • WATCH ESPN

Mark Neely • Play-by-Play

Fran Fraschilla • Analyst

RADIO

• ESPN

Bill Rosinski • Play-by-Play

Bob Valvano • Analyst

• Double T 97.3 FM • Tune-In Radio App

Geoff Haxton • Play-by-Play

Chris Level • Analyst

SOCIAL MEDIA

• Facebook

www.facebook.com/TexasTechMBB

• Twitter • Instagram • Coach Beard

@TexasTechMBB • @CoachBeardTTU



Texas Tech sophomore Jarrett Culver scored 18 points and had eight rebounds and four assists to help lead the Red Raiders to an 86-61 win over Baylor last Saturday. Culver is now averaging 17.7 points and 6.3 rebounds per game this season.

TexasTech.com Game Notes

No. 14 TEXAS TECH RED RAIDERS

2018-19 Record

21-5 • 9-4 Big 12

Current Rankings

AP: 14; USA TODAY: 14; NET: 10

Last Game

W • 86-61 • Baylor

Head Coach

Chris Beard

Texas Tech Record

66-29 • 3rd Season

NCAA Career Record

162-59 • 7th Season

Beard vs. Kansas

1-4

Leading Scorer

Jarrett Culver • 17.7 PPG

Leading Rebounder

Jarrett Culver • 6.3 RPG

No. 12 KANSAS JAYHAWKS

2018-19 Record

20-6, 9-4 Big 12

Current Rankings

AP: 12 USA TODAY: 12 NET: 18

Last Game

W • 78-53 • West Virginia

Head Coach

Bill Self

Record at OSU

467-102 • 16th Season

Career Record

674-207 • 26th Season

Leading Scorer

Dedric Lawson • 19.2 PPG

Leading Rebounder

Dedric Lawson • 10.3 RPG

TEXAS TECH RED RAIDER PROBABLE STARTERS (20-4 AS A FIRST-FIVE GROUP)

32 NORENSE ODIASE 6-9 • Senior • Center 4.1 ppg; 5.3 rpg	13 MATT MOONEY 6-3 • Senior • Guard 10.7 ppg; 1.8 spg	11 TARIQ OWENS 6-10 • Senior • Forward 8.4 ppg; 2.4 bpg	25 DAVIDE MORETTI 6-3 • Soph. • Guard 10.9 ppg; 2.5 apg	23 JARRETT CULVER 6-6 • Soph. • Guard 17.7 ppg; 3.7 apg

No. 14 Texas Tech vs No. 12 Kansas (Full preview article at www.TexasTech.com & Page 13)

KEY POINTS: A nationally-ranked showdown is set for primetime on Saturday night in Lubbock with No. 14 Texas Tech hosting No. 12 Kansas at 7 p.m. at the United Supermarkets Arena. The Red Raiders (21-5, 9-4 Big 12) are 14-1 on their home court this season, while the Jayhawks (20-6, 9-4 Big 12) have won three in a row and secured a win in the first matchup between the two teams earlier this month in Lawrence. Both teams have had a week away from competition with the Red Raiders earning an 86-61 win over Baylor and the Jayhawks picking up a 78-53 victory over West Virginia last Saturday. The two teams are currently second in the Big 12 standings, one game back of Kansas State which is at 10-3 in conference play going into its matchup against Oklahoma State on Saturday in Manhattan, Kansas.

PLAYER NOTES: Jarrett Culver comes into Saturday's game having scored 875 points in his career and leads the Red Raiders with 17.7 points, 6.3 rebounds and 3.7 assists per game this season. A sophomore from Lubbock, he is coming off scoring 18 points and adding eight rebounds in the win over Baylor after going for 19 points last Wednesday at Oklahoma State... Davide Moretti hit four 3-pointers and finished with 17 points last Saturday against Baylor and is now 10-for-18 from beyond the arc in the past four games... Owens has scored 11 points and two blocked shots in the past two games against Baylor and Oklahoma State. He came to Lubbock with 179 blocked shots and now has 242 in his career... Mooney scored nine points against Baylor after going 5-for-5 on 3-pointers in a 15-point performance at Oklahoma State. He now has three games in his collegiate career with five 3-pointers and has 29 this season for the Red Raiders.

RANKINGS: On a four-game winning streak and continuing to lead the nation in field-goal percentage defense, Texas Tech has moved up one spot to No. 14 in this week's Associated Press Top-25 and USA TODAY Coaches Poll along with staying at No. 10 in the NCAA NET Rankings. The Red Raiders (21-5, 9-4 Big 12) have outscored their last four conference opponents by a 24.0 scoring margin and top the nation by limiting opponents to 36.1 percent shooting for the season. TTU, which is the top Big 12 team in the NCAA NET Rankings and is at No. 9 in the Pomeroy Ratings, is also second in the country by holding teams to 57.2 points per game and is fourth with opponents being limited to 27.6 percent shooting on 3-pointers.

MEN'S BASKETBALL CONTACT

WES BLOOMQUIST

WES.BLOOMQUIST@TTU.EDU • CELL: 512.966.6971

TEXAS TECH RED RAIDERS



0 KYLER EDWARDS
6-3 • Freshman • Guard
Arlington, Texas



1 BRANDONE FRANCIS
6-5 • Senior • Guard
La Romana, Dominican Rep.



3 DESHAWN CORPREW
6-5 • Soph. • Forward
Norfolk, Virginia



10 MALIK ONDIGO
6-10 • Soph. • Forward
El Mirage, Arizona



11 TARIQ OWENS
6-10 • Senior • Forward
Odentown, Maryland



13 MATT MOONEY
6-3 • Senior • Guard
Wauconda, Illinois



20 PARKER HICKS
6-5 • Soph. • Guard
Decatur, Texas



21 KHAVON MOORE
6-7 • Freshman • Forward
Macon, Georgia



23 JARRETT CULVER
6-5 • Soph. • Guard
Lubbock, Texas



24 AVERY BENSON
6-3 • Soph. • Guard
Springdale, Arkansas



25 DAVIDE MORETTI
6-3 • Soph. • Guard
Bologna, Italy



30 ANDREW SORRELLS
6-3 • Junior • Guard
North Richland Hills, Texas



32 NORENSE ODIASE
6-9 • Senior • Center
Fort Worth, Texas



35 JOSH MBALLA
6-7 • Freshman • Forward
Bordeaux, France



CHRIS BEARD
Head Coach



MARK ADAMS
Assistant Coach



BRIAN BURG
Assistant Coach



GLYNN CYPRIEN
Assistant Coach



MAX LEFEVRE
Player Development



SEAN SUTTON
Executive Advisor



TIM MACALLISTER
Chief of Staff



CHRIS WILLIAMS
Athletic Trainer



JOHN REILLY
Strength & Conditioning



DARRYL DORA
Graduate Assistant



RONALD ROSS
Graduate Assistant



CASEY PERRIN
Graduate Assistant



ANTHONY JOHNSON
Graduate Assistant




MATT TEMPLE
Graduate Assistant



ELLIOTT DE WIT
Graduate Assistant



GINO SAUCEDO
Graduate Assistant



UNIVERSITY • ATHLETICS DEPARTMENT INFORMATION

Location	Lubbock, Texas
Founded	1923
Enrollment	38,246
Nickname	Red Raiders
Colors	Scarlet (PMS 485c) and Black (Process Black)
Official Mascot	Masked Rider
Unofficial Mascot	Raider Red
Facility • Capacity	United Supermarkets Arena • 15,098
Conference	Big 12 • Charter Member
Chancellor	Tedd L. Mitchell, M.D.
President	Dr. Lawrence Schovanec
Director of Athletics	Kirby Hocutt
Deputy Director of Athletics • Men's Basketball Sport Administrator	Tony Hernandez
NCAA Faculty Representative	Brian Shannon

LAST SEASON

2017-18 Record	27-10 (Home: 17-1 • Away: 4-6 • Neutral: 6-3)
2017-18 Big 12 Record • Finish	11-7 • T-2nd
2018 Big 12 Tournament	Semifinals • West Virginia
2018 Postseason	NCAA Tournament • Elite Eight • Villanova
Letterwinners Returning/Lost	7/7
Starters Returning/Lost	2/3
Newcomers	6

COACHING STAFF

Head Coach (Alma Mater • Year • Season at Tech)	Chris Beard (Texas • 1995 • 3rd)
Career Record • NCAA Record • Texas Tech Record (Seasons)	237-79 (10) • 162-59 (7) • 66-29 (3)
Assistant Coach (Alma Mater • Year • Season at Tech)	Mark Adams (Texas Tech • 1979 • 3rd)
Assistant Coach (Alma Mater • Year • Season at Tech)	Brian Burg (Mount Mercy • 2003 • 3rd)
Assistant Coach (Alma Mater • Year • Season at Tech)	Glynn Cyprien (UTSA • 2004 • 1st)
Chief of Staff (Alma Mater • Year • Season at Tech)	Tim MacAllister (Murray State • 2013 • 1st)
Director of Player Development (Alma Mater • Year • Season at Tech)	Max Lefevre (Avila • 2012 • 3rd)
Executive Advisor to Coach Beard	Sean Sutton (Oklahoma State • 1992 • 2nd)
Head Strength & Conditioning Coach	John Reilly (BYU • 2011 • 3rd)
Head Athletic Trainer	Chris Williams (Ohio State • 2006 • 5th)
Executive Associate to Coach Beard	Liz Cope (Cal State Fullerton • 2003 • 4th)
Graduate Assistants	Darryl Dora, Casey Perrin, Ronald Ross, Anthony Johnson, Gino Saucedo, Matt Temple, Elliott De Wit

PROGRAM HISTORY

Actual/Adjusted All-Time Record (Seasons)	1415-1112/1402-1122
Actual/Adjusted All-Time Big 12 Record (Seasons)	144-234 (22 • .372)/134-244 (22 • .344)
Big 12 Tournament Record (Appearances)	14-22 (22 • .389)
NCAA Tournament Record (Appearances)	11-18 (16 • .379)
Conference Regular Season Titles	6 • SWC • 1961 • 1962 • 1973 • 1985 • 1995 • 1996 6 • Border • 1933 • 1934 • 1935 • 1954 • 1955 • 1956
Conference Tournament Titles	5 • SWC • 1976 • 1985 • 1986 • 1993 • 1996
NCAA Tournament Appearances	16 1954 • 1956 • 1961 • 1962 • 1973 • 1976 • 1985 • 1986 • 1993 • 1996 • 2002 • 2004 • 2005 • 2007 • 2016 • 2018
NIT Appearances	4 1979 • 1995 • 2003 • 2010

ATHLETIC COMMUNICATIONS • RADIO STATION/NETWORK

Senior Associate AD • External Operations & Strategic Communications	Robert Giovannetti
Men's Basketball SID • Email Address	Wes Bloomquist • wes.bloomquist@ttu.edu
Wes Bloomquist Cell	(512) 966-6971
Website	www.TexasTech.com

Mailing • Overnight Address	TV • Radio Information
Texas Tech Athletics Communications	Texas Tech Sports Network: KTTU-FM • 97.3 FM
2526 South 6th Street, Room 117	Radio Play-by-Play • Analyst: Geoff Haxton • Chris Level/Clark Lammert
Lubbock, TX 79409	TV Play-by-Play • Analyst: John Harris • Chris Level

Video Footage	Social Media
David Hougland • Director of Broadcast Services	www.Facebook.com/TexasTechMBB
david.hougland@ttu.edu • (806) 834-0740	@TexasTechMBB • Twitter/Instagram/Snapchat

2018-19 SCHEDULE

DATE [DAY]	OPPONENT	LOCATION	TIME
Nov. 6 [Tue.]	Incarnate Word	United Supermarkets Arena	W, 87-37
Nov. 9 [Fri.]	Mississippi Valley State [2]	United Supermarkets Arena	W, 84-52
Nov. 13 [Tue.]	Southeastern Louisiana [2]	United Supermarkets Arena	W, 59-40
Nov. 19 [Mon.]	vs. Southern Cal [3 • ESPN2]	Kansas City, Mo.	W, 78-63
Nov. 20 [Tue.]	vs. No. 25 Nebraska [3 • ESPN2]	Kansas City, Mo.	W, 70-52
Nov. 24 [Sat.]	Northern Colorado	United Supermarkets Arena	W, 93-62
Dec. 1 [Sat.]	vs. Memphis [4]	Miami, Fla.	W, 78-67
Dec. 5 [Wed.]	Arkansas-Pine Bluff	United Supermarkets Arena	W, 65-47
Dec. 12 [Wed.]	Northwestern State	United Supermarkets Arena	W, 79-44
Dec. 15 [Sat.]	Abilene Christian [5]	Lubbock Municipal Coliseum	W, 82-48
Dec. 20 [Thur.]	vs. No. 2 Duke [ESPN2]	New York City, N.Y.	L, 69-58
Dec. 28 [Fri.]	UTRGV	United Supermarkets Arena	W, 71-46
Jan. 2 [Wed.]	at West Virginia [Big 12 • ESPN2]	Morgantown, W.V.	W, 62-59
Jan. 5 [Sat.]	Kansas State [Big 12 • ESPN]	United Supermarkets Arena	W, 63-57
Jan. 8 [Tue.]	Oklahoma [Big 12 • ESPN]	United Supermarkets Arena	W, 66-59
Jan. 12 [Sat.]	at Texas [Big 12 • LHN]	Austin, Texas	W, 68-62
Jan. 16 [Wed.]	Iowa State [Big 12 • ESPN]	United Supermarkets Arena	L, 68-64
Jan. 19 [Sat.]	at Baylor [Big 12 • ESPN]	Waco, Texas	L, 73-62
Jan. 22 [Tue.]	at Kansas State [Big 12 • ESPN2]	Manhattan, Kansas	L, 58-45
Jan. 26 [Sat.]	Arkansas [6 • ESPN2]	United Supermarkets Arena	W, 67-64
Jan. 28 [Mon.]	TCU [Big 12 • ESPN]	United Supermarkets Arena	W, 84-65
Feb. 2 [Sat.]	at Kansas [Big 12 • CBS]	Lawrence, Kansas	L, 79-63
Feb. 4 [Mon.]	West Virginia [Big 12 • ESPN]	United Supermarkets Arena	W, 81-50
Feb. 9 [Sat.]	at Oklahoma [Big 12 • ESPN2]	Norman, Oklahoma	W, 66-54
Feb. 13 [Wed.]	at Oklahoma State [Big 12 • ESPN]	Stillwater, Oklahoma	W, 78-50
Feb. 16 [Sat.]	Baylor [Big 12 • ESPN]	United Supermarkets Arena	W, 86-61
Feb. 23 [Sat.]	Kansas [Big 12 • ESPN]	United Supermarkets Arena	7 p.m.
Feb. 27 [Wed.]	Oklahoma State [Big 12 • ESPN2/ESPN]	United Supermarkets Arena	6 p.m.
March 2 [Sat.]	at TCU [Big 12 • ESPN2/ESPN]	Fort Worth, Texas	3 p.m.
March 4 [Mon.]	Texas [Big 12 • ESPN/ESPN2]	United Supermarkets Arena	8 p.m.
March 9 [Sat.]	at Iowa State [Big 12 • ESPN]	Ames, Iowa	1 p.m.
March 13-16 [Wed.-Sat.]	Big 12 Tournament	Kansas City, Mo.	TBA
March 17 [Sun.]	NCAA Tournament Selection Sunday [TBS]	New York, N.Y.	5 p.m.
March 19-20 [Tue.-Wed.]	NCAA Tournament First Four	Dayton, Ohio	TBA
March 21-22 [Thur.-Fri.]	NCAA Tournament 1st Round	TBA	TBA
March 23-24 [Sat.-Sun.]	NCAA Tournament 2nd Round	TBA	TBA
March 28-29 [Thur.-Fri.]	NCAA Tournament Sweet 16	TBA	TBA
March 30-31 [Sat.-Sun.]	NCAA Tournament Elite 8	TBA	TBA
April 6, 8 [Sat., Mon.]	NCAA Final Four	Minneapolis, Minn.	TBA

All times are Central and subject to change; Home games are bolded and played at the United Supermarkets Arena unless noted; [1] Exhibition Game; [2] Hall of Fame Classic Regional Rounds [United Supermarkets Arena]; [3] Hall of Fame Classic [Sprint Center • Kansas City, Mo.]; [4] Hoophall Invitational [American Airlines Center • Miami, Fla.]; [5] SWC Throwback Game [Lubbock Municipal Coliseum]; [Big 12] Big 12 Conference game; [6] SEC/Big 12 Challenge [United Supermarkets Arena.]; [ESPN, ESPN2, ESPN, ESPN2, Watch ESPN] ESPN Family of Networks, www.WatchESPN.com and Watch ESPN app; [FS1, FCS, FSSW+] FOX Sports 1, FOX College Sports, FOX Sports Southwest Plus and FOX Sports Go app; [LHN] Longhorn Network; [TTSN] Texas Tech Sports Network and TuneIn Radio app • Listing of radio affiliates can be found online at www.TexasTech.com; Schedule as of August 3, 2018.

2018-19 ROSTER

NO.	NAME	POS	HT.	WT.	CL.-EXP	HOMETOWN
0	Kyler Edwards	G	6-3	200	Fr.-HS	Arlington, Texas
1	Brandone Francis	G	6-5	215	R Sr.-1L	La Romana, Dominican Republic
3	Deshawn Corpew	F	6-5	210	R So.-TR	Norfolk, Virginia
10	Malik Ondigo	F	6-10	215	So.-1L	El Mirage, Arizona
11	Tariq Owens	F/C	6-10	205	G Sr.-TR	Odenton, Maryland
13	Matt Mooney	G	6-3	200	G Sr.-TR	Wauconda, Illinois
20	Parker Hicks	G	6-6	210	So.-1L	Decatur, Texas
21	Khavon Moore	F	6-7	215	Fr.-HS	Macon, Georgia
23	Jarrett Culver	G	6-6	195	So.-1L	Lubbock, Texas
24	Avery Benson	G	6-3	190	R Fr.-HS	Springdale, Arkansas
25	Davide Moretti	G	6-2	175	So.-1L	Bologna, Italy
30	Andrew Sorrells	G	6-3	175	R Jr.-2L	North Richland Hills, Texas
32	Norens Odiase	C	6-8	250	R Sr.-3L	Fort Worth, Texas
35	Josh Mballa	F	6-7	215	Fr.-HS	Bordeaux, France





2018-19 ROSTER

TEXASTECH.COM

NO.	NAME	POS	HT.	WT.	CL.-EXP	HOMETOWN (HIGH SCHOOL/LAST SCHOOL)
0	Kyler Edwards	G	6-3	200	Fr.-HS	Arlington, Texas (Findlay Prep – Nev.)
1	Brandone Francis	G	6-5	215	R Sr.-1L	La Romana, Dominican Republic (Arlington Country Day – Fla./Florida)
3	Deshawn Corprew	F	6-5	210	R So.-TR	Norfolk, Virginia (Quality Education Academy/South Plains College)
10	Malik Ondigo	F	6-10	215	So.-1L	El Mirage, Arizona (Dysart HS/Putnam Science Academy – Conn.)
11	Tariq Owens	F	6-10	205	G Sr.-TR	Odentown, Maryland (Mt. Zion Prep/St. John's)
13	Matt Mooney	G	6-3	200	G Sr.-TR	Wauconda, Illinois (Notre Dame Prep/South Dakota)
20	Parker Hicks	G	6-5	210	So.-1L	Decatur, Texas (Decatur HS)
21	Khavon Moore	F	6-7	215	Fr.-HS	Macon, Georgia (Westside HS)
23	Jarrett Culver	G	6-5	195	So.-1L	Lubbock, Texas (Coronado HS)
24	Avery Benson	G	6-3	190	So.-1L	Springdale, Arkansas (Southwest Christian Academy)
25	Davide Moretti	G	6-3	175	So.-1L	Bologna, Italy (Trevio Basket)
30	Andrew Sorrells	G	6-3	175	R Jr.-2L	North Richland Hills, Texas (Birdville HS)
32	Norensé Odiase	C	6-9	245	R Sr.-3L	Fort Worth, Texas (North Crowley HS/ELEV8 Sports Prep)
35	Josh Mballa	F	6-7	215	Fr.-HS	Bordeaux, France (Putnam Science Academy – Conn.)

COACHING STAFF - 3RD SEASON AT TEXAS TECH

HEAD COACH: Chris Beard (Texas, 1995)

ASSISTANT COACH: Mark Adams (Texas Tech, 1979)

ASSISTANT COACH: Brian Burg (Mount Mercy, 2003)

ASSISTANT COACH: Glynn Cyprien (UTSA, 2004)

SUPPORT STAFF

DIRECTOR OF PLAYER DEVELOPMENT: Max Lefevre (Avila, 2012)

ADVISOR TO COACH BEARD: Sean Sutton (Oklahoma State, 1992)

CHIEF OF STAFF: Tim MacAllister (Murray State, 2013)

HEAD STRENGTH & CONDITIONING COACH: John Reilly (BYU, 2011)

HEAD ATHLETIC TRAINER: Chris Williams (Ohio State, 2006)

EXECUTIVE ASSOCIATE TO COACH BEARD: Liz Cope (Cal State Fullerton, 2003)

GRADUATE ASSISTANTS: Darryl Dora, Casey Roberts-Perrin, Ronald Ross, Anthony Johnson, Gino Saucedo, Matt Temple, Elliot De Wit

PRONUNCIATION GUIDE

BRANDONE Francis	BRAN-duhn
Deshawn CORPREW	CORE-Pru
DAVIDE MORETTI	DA-vee-day
Matt MOONEY	Moo-Knee
KHAVON Moore	Kay-Von
Malik ONDIGO	on-DEE-go
Andrew SORRELLS	SORR-els
NORENSE ODIASE	NOHR-ens oh-DEE-ah-say
Josh MBALLA	M-Ball-ah



TEXAS TECH SEASON STATS

RECORD:	OVERALL	HOME	AWAY	NEUTRAL
ALL GAMES	21-5	14-1	4-3	3-1
CONFERENCE	9-4	5-1	4-3	0-0
NON-CONFERENCE	12-1	9-0	0-0	3-1

##	Player	gp-gs	min	avg	Total	fg%	3-Point	3fg%	F-Throw	ft%	Rebounds				pf	dq	a	to	blk	stl	pts	avg
					fg-fga		3fg-fga		ft-fga		off	def	tot	avg								
23	Culver, Jarrett	26-26	808	31.1	166-333	.498	33-97	.340	95-139	.683	35	128	163	6.3	51	0	95	74	10	32	460	17.7
25	Moretti, Davide	26-26	781	30.0	86-178	.483	47-108	.435	64-70	.914	3	43	46	1.8	57	2	64	30	0	31	283	10.9
13	Mooney, Matt	26-26	759	29.2	100-229	.437	29-77	.377	50-67	.746	4	81	85	3.3	49	1	74	62	4	46	279	10.7
11	Owens, Tariq	26-25	635	24.4	85-150	.567	6-25	.240	43-56	.768	54	83	137	5.3	71	3	24	29	63	11	219	8.4
00	Edwards, Kyler	26-0	514	19.8	55-137	.401	20-49	.408	26-42	.619	10	56	66	2.5	47	1	36	32	7	23	156	6.0
01	Francis, Brandone	26-1	610	23.5	54-157	.344	28-83	.337	18-26	.692	10	52	62	2.4	55	0	40	26	3	23	154	5.9
03	Corprew, Deshawn	25-1	362	14.5	57-99	.576	14-36	.389	13-19	.684	31	65	96	3.8	41	0	13	22	5	7	141	5.6
32	Odiase, Norene	25-25	408	16.3	35-67	.522	0-0	.000	28-42	.667	42	86	128	5.1	65	1	7	24	25	11	98	3.9
10	Ondigo, Malik	13-0	101	7.8	9-23	.391	0-5	.000	5-9	.556	12	10	22	1.7	15	0	1	9	3	0	23	1.8
20	Hicks, Parker	13-0	47	3.6	5-15	.333	2-10	.200	4-5	.800	3	8	11	0.8	2	0	0	2	2	1	16	1.2
35	Mballa, Josh	14-0	54	3.9	4-9	.444	0-1	.000	5-14	.357	2	3	5	0.4	6	0	2	3	2	2	13	0.9
24	Benson, Avery	15-0	64	4.3	5-13	.385	0-4	.000	1-3	.333	4	7	11	0.7	9	0	4	6	3	4	11	0.7
30	Sorrells, Andrew	13-0	54	4.2	2-12	.167	0-8	.000	2-3	.667	1	2	3	0.2	7	0	2	0	0	2	6	0.5
21	Moore, Khavon	1-0	2	2.0	0-0	.000	0-0	.000	0-0	.000	0	0	0	0.0	0	0	0	0	0	0	0	0.0
Team											20	35	55					19				
Total.....		26	5199		663-1422	.466	179-503	.356	354-495	.715	231	659	890	34.2	475	8	362	338	127	193	1859	71.5
Opponents.....		26	5201		488-1350	.361	149-540	.276	361-532	.679	260	571	831	32.0	507	-	237	425	64	173	1486	57.2

TEAM STATISTICS	TTU	OPP	Date	Opponent	Score	Att.
SCORING	1859	1486	11/6/18	UIW	w 87-37	10198
Points per game	71.5	57.2	11/9/18	VALLEY	w 84-52	9873
Scoring margin	+14.3	-	11/13/18	SLU	w 59-40	8650
FIELD GOALS-ATT	663-1422	488-1350	11/19/18	vs USC	w 78-63	6082
Field goal pct	.466	.361	11/20/18	vs Nebraska	w 70-52	6521
3 POINT FG-ATT	179-503	149-540	11/24/18	UNC	w 93-62	9689
3-point FG pct	.356	.276	12/1/18	vs Memphis	w 78-67	5749
3-pt FG made per game	6.9	5.7	12/5/18	UAPB	w 65-47	9503
FREE THROWS-ATT	354-495	361-532	12/12/18	NSU	w 79-44	10086
Free throw pct	.715	.679	12/15/18	ACU	w 82-48	7169
F-Throws made per game	13.6	13.9	12/20/18	vs Duke	L 58-69	19812
REBOUNDS	890	831	12/28/18	UTRGV	w 71-46	11418
Rebounds per game	34.2	32.0	* 1/2/19	at West Virginia	w 62-59	10358
Rebounding margin	+2.3	-	* 1/5/19	KANSAS STATE	w 63-57	15098
ASSISTS	362	237	* 1/8/19	OKLAHOMA	w 66-59	14090
Assists per game	13.9	9.1	* 01/12/19	at Texas	w 68-62	14070
TURNOVERS	338	425	* 1/16/19	ISU	L 64-68	15098
Turnovers per game	13.0	16.3	* 01/19/19	at Baylor	L 62-73	9018
Turnover margin	+3.3	-	* 01/22/19	at Kansas State	L 45-58	11134
Assist/turnover ratio	1.1	0.6	1/26/19	ARKANSAS	w 67-64	14290
STEALS	193	173	* 1/28/19	TCU	w 84-65	12736
Steals per game	7.4	6.7	* 02/02/19	at Kansas	L 63-79	16300
BLOCKS	127	64	* 2/4/19	WEST VIRGINIA	w 81-50	12831
Blocks per game	4.9	2.5	* 02/09/19	at Oklahoma	w 66-54	9463
ATTENDANCE	175327	114662	* 02/13/19	at Oklahoma St.	w 78-50	6155
Home games-Avg/Game	15-11688	7-10928	* 2/16/19	BAYLOR	w 86-61	14598
Neutral site-Avg/Game	-	4-9541				

* = Conference game

Score by Periods	1st	2nd	Totals
Texas Tech	894	965	1859
Opponents	732	754	1486



TEXAS TECH CONFERENCE STATS

RECORD:	OVERALL	HOME	AWAY	NEUTRAL
ALL GAMES	9-4	5-1	4-3	0-0
CONFERENCE	9-4	5-1	4-3	0-0
NON-CONFERENCE	0-0	0-0	0-0	0-0

#	Player	gp-gs	min	avg	Total		3-Point		F-Throw		Rebounds								pts	avg		
					fg-fga	fg%	3fg-fga	3fg%	ft-fa	ft%	off	def	tot	avg	pf	dq	a	to			blk	stl
23	Culver,Jarrett	13-13	416	32.0	76-170	.447	10-50	.200	48-69	.696	17	76	93	7.2	28	0	39	43	4	17	210	16.2
25	Moretti,Davide	13-13	429	33.0	48-96	.500	31-65	.477	34-38	.895	0	24	24	1.8	23	1	31	15	0	21	161	12.4
13	Mooney,Matt	13-13	396	30.5	49-117	.419	15-43	.349	29-38	.763	0	33	33	2.5	25	0	29	22	2	20	142	10.9
11	Owens,Tariq	13-12	353	27.2	43-75	.573	4-15	.267	26-32	.813	33	41	74	5.7	41	2	12	14	31	6	116	8.9
01	Francis,Brandone	13-1	314	24.2	28-82	.341	19-48	.396	11-16	.688	5	21	26	2.0	30	0	14	14	3	11	86	6.6
00	Edwards,Kyler	13-0	249	19.2	19-64	.297	9-29	.310	10-17	.588	5	25	30	2.3	27	1	19	14	3	10	57	4.4
03	Corprew,Deshawn	12-0	154	12.8	19-35	.543	5-14	.357	6-7	.857	9	26	35	2.9	21	0	5	13	3	2	49	4.1
32	Odiase,Norensse	13-13	202	15.5	15-35	.429	0-0	.000	15-22	.682	26	35	61	4.7	36	1	2	12	15	6	45	3.5
20	Hicks,Parker	4-0	17	4.3	3-7	.429	1-4	.250	1-1	1.000	1	3	4	1.0	1	0	0	0	1	1	8	2.0
24	Benson,Avery	5-0	26	5.2	3-7	.429	0-4	.000	1-1	1.000	3	5	8	1.6	5	0	2	4	0	4	7	1.4
35	Mballa,Josh	4-0	18	4.5	1-3	.333	0-1	.000	3-6	.500	0	1	1	0.3	2	0	1	2	2	0	5	1.3
10	Ondigo,Malik	2-0	7	3.5	1-1	1.000	0-0	.000	0-0	.000	1	1	2	1.0	2	0	0	2	0	0	2	1.0
30	Sorrells,Andrew	4-0	17	4.3	0-5	.000	0-5	.000	0-0	.000	0	0	0	0.0	2	0	2	0	0	0	0	0.0
21	Moore,Khavon	1-0	2	2.0	0-0	.000	0-0	.000	0-0	.000	0	0	0	0.0	0	0	0	0	0	0	0	0.0
Team											10	20	30					8				
Total.....		13	2600		305-697	.438	94-278	.338	184-247	.745	110	311	421	32.4	243	5	156	163	64	98	888	68.3
Opponents.....		13	2600		261-674	.387	86-281	.306	187-276	.678	134	311	445	34.2	247	-	133	202	31	82	795	61.2

TEAM STATISTICS	TTU	OPP
SCORING	888	795
Points per game	68.3	61.2
Scoring margin	+7.2	-
FIELD GOALS-ATT	305-697	261-674
Field goal pct	.438	.387
3 POINT FG-ATT	94-278	86-281
3-point FG pct	.338	.306
3-pt FG made per game	7.2	6.6
FREE THROWS-ATT	184-247	187-276
Free throw pct	.745	.678
F-Throws made per game	14.2	14.4
REBOUNDS	421	445
Rebounds per game	32.4	34.2
Rebounding margin	-1.8	-
ASSISTS	156	133
Assists per game	12.0	10.2
TURNOVERS	163	202
Turnovers per game	12.5	15.5
Turnover margin	+3.0	-
Assist/turnover ratio	1.0	0.7
STEALS	98	82
Steals per game	7.5	6.3
BLOCKS	64	31
Blocks per game	4.9	2.4
ATTENDANCE	84451	76498
Home games-Avg/Game	6-14075	7-10928
Neutral site-Avg/Game	-	0-0

Date	Opponent		Score	Att.
* 1/2/19	at West Virginia	w	62-59	10358
* 1/5/19	KANSAS STATE	w	63-57	15098
* 1/8/19	OKLAHOMA	w	66-59	14090
* 01/12/19	at Texas	w	68-62	14070
* 1/16/19	ISU	L	64-68	15098
* 01/19/19	at Baylor	L	62-73	9018
* 01/22/19	at Kansas State	L	45-58	11134
* 1/28/19	TCU	w	84-65	12736
* 02/02/19	at Kansas	L	63-79	16300
* 2/4/19	WEST VIRGINIA	w	81-50	12831
* 02/09/19	at Oklahoma	w	66-54	9463
* 02/13/19	at Oklahoma St.	w	78-50	6155
* 2/16/19	BAYLOR	w	86-61	14598

* = Conference game

Score by Periods	1st	2nd	Totals
Texas Tech	428	460	888
Opponents	385	410	795

TEXAS TECH / OPPONENT COMPARISONS

TexasTech.com

Opponent	1st	2nd	Score	Mar	Total FG	FG Pct	3-Pointers	3FG Pct	Free Throws	FT Pct	Rebounds	Assist	T/Over	Block	Steal	Fouls
UIW	39/30	48/7	87-37	+50	34-57/13-49	.596/.265	9-22/2-13	.409/.154	10-13/9-13	.769/.692	35/28 +7	19/7	14/29	11/2	13/7	16/20
VALLEY	43/20	41/32	84-52	+32	32-64/18-54	.500/.333	8-19/9-23	.421/.391	12-21/7-8	.571/.875	50/25 +25	21/8	9/12	3/1	1/5	11/18
SLU	32/19	27/21	59-40	+19	22-52/12-46	.423/.261	5-19/5-29	.263/.172	10-16/11-18	.625/.611	38/25 +13	12/7	12/15	5/1	6/4	19/18
USC	23/32	55/31	78-63	+15	25-53/23-52	.472/.442	6-15/9-22	.400/.409	22-30/8-12	.733/.667	28/31 (3)	13/10	11/17	2/2	10/6	13/22
Nebraska	32/26	38/26	70-52	+18	25-57/17-48	.439/.354	4-12/5-23	.333/.217	16-20/13-21	.800/.619	38/29 +9	10/6	11/14	4/3	3/6	18/17
UNC	43/30	50/32	93-62	+31	37-61/19-55	.607/.345	10-16/4-24	.625/.167	9-12/20-29	.750/.690	31/36 (5)	21/7	6/16	6/1	10/1	22/16
Memphis	28/37	50/30	78-67	+11	26-53/23-66	.491/.348	4-13/3-15	.308/.200	22-30/18-28	.733/.643	36/39 (3)	18/13	17/18	11/2	8/10	22/26
UAPB	35/25	30/22	65-47	+18	26-62/14-43	.419/.326	3-15/5-15	.200/.333	10-20/14-18	.500/.778	41/30 +11	20/7	13/20	4/3	8/6	18/24
NSU	53/10	26/34	79-44	+35	29-60/13-53	.483/.245	10-23/4-19	.435/.211	11-17/14-22	.647/.636	41/33 +8	16/6	12/19	6/4	8/5	20/20
ACU	41/26	41/22	82-48	+34	30-54/15-53	.556/.283	7-22/5-21	.318/.238	15-21/13-22	.714/.591	39/26 +13	17/9	10/8	2/3	6/4	21/25
Duke	29/28	29/41	58-69	(11)	22-57/23-60	.386/.383	5-16/3-20	.313/.150	9-13/20-25	.692/.800	33/35 (2)	9/11	24/19	3/7	6/15	18/17
UTRGV	38/31	33/15	71-46	+25	28-52/16-49	.538/.327	4-14/5-16	.286/.313	11-16/9-14	.688/.643	34/22 +12	16/7	15/19	2/2	11/12	13/17
West Virginia	20/22	42/37	62-59	+3	21-55/18-43	.382/.419	3-18/5-19	.167/.263	17-24/18-32	.708/.563	31/41 (10)	5/6	13/22	4/2	12/5	25/25
KANSAS STATE	34/19	29/38	63-57	+6	17-38/19-57	.447/.333	6-19/4-23	.316/.174	23-31/15-24	.742/.625	32/33 (1)	9/9	19/14	8/3	5/6	22/25
OKLAHOMA	31/35	35/24	66-59	+7	22-49/20-62	.449/.323	5-19/9-29	.263/.310	17-17/10-14	1000/.714	31/38 (7)	11/11	14/14	8/2	8/7	14/18
Texas	26/30	42/32	68-62	+6	24-54/23-57	.444/.404	7-19/7-20	.368/.350	13-17/9-13	.765/.692	30/37 (7)	14/14	9/14	7/1	6/4	12/16
ISU	33/41	31/27	64-68	(4)	26-63/25-56	.413/.446	6-18/5-21	.333/.238	6-15/13-19	.400/.684	37/39 (2)	6/13	9/9	5/6	4/6	15/16
Baylor	31/33	31/40	62-73	(11)	21-45/24-58	.467/.414	5-15/11-29	.333/.379	15-19/14-16	.789/.875	29/31 (2)	12/16	17/13	3/1	8/10	18/17
Kansas State	24/32	21/26	45-58	(13)	16-49/19-41	.327/.463	5-23/5-17	.217/.294	8-11/15-22	.727/.682	25/33 (8)	7/7	13/17	2/0	10/8	19/16
ARKANSAS	30/33	37/31	67-64	+3	22-43/21-48	.512/.438	10-19/4-19	.526/.211	13-19/18-26	.684/.692	25/27 (2)	14/6	21/17	4/2	5/10	21/20
TCU	43/27	41/38	84-65	+19	32-59/21-46	.542/.457	9-21/6-18	.429/.333	11-14/17-24	.786/.708	31/28 +3	20/9	7/13	2/4	3/5	17/16
Kansas	26/46	37/33	63-79	(16)	22-64/27-59	.344/.458	6-28/13-30	.214/.433	13-22/12-19	.591/.632	42/39 +3	8/19	11/13	5/3	7/6	15/18
WEST VIRGINIA	36/21	45/29	81-50	+31	30-57/9-39	.526/.231	8-22/3-16	.364/.188	13-20/29-41	.650/.707	35/27 +8	20/5	21/26	4/2	13/10	29/22
Oklahoma	35/24	31/30	66-54	+12	23-54/21-58	.426/.362	10-22/4-14	.455/.286	10-12/8-12	.833/.667	38/35 +3	15/9	14/14	7/1	7/7	18/17
Oklahoma St.	44/23	34/27	78-50	+28	29-56/18-49	.518/.367	12-25/5-20	.480/.250	8-10/9-12	.800/.750	30/30 -	17/9	7/14	4/3	8/4	14/15
BAYLOR	45/32	41/29	86-61	+25	22-54/17-49	.407/.347	12-29/9-25	.414/.360	30-35/18-28	.857/.643	30/34 (4)	12/6	9/19	5/3	7/4	25/26



TEXAS TECH GAME-BY-GAME STATS

Opponent	Date	Score		Total		3-Pointers		Free throws		Rebounds											
				fg-fga	pct	3fg-fga	pct	ft-fa	pct	off	def	tot	avg	pf	a	t/o	blk	stl	pts	avg	
UIW	11/6/18	87-37	W	34-57	.596	9-22	.409	10-13	.769	11	24	35	35.0	16	19	14	11	13	87	87.0	
VALLEY	11/9/18	84-52	W	32-64	.500	8-19	.421	12-21	.571	19	31	50	42.5	11	21	9	3	1	84	85.5	
SLU	11/13/18	59-40	W	22-52	.423	5-19	.263	10-16	.625	5	33	38	41.0	19	12	12	5	6	59	76.7	
vs USC	11/19/18	78-63	W	25-53	.472	6-15	.400	22-30	.733	5	23	28	37.8	13	13	11	2	10	78	77.0	
vs Nebraska	11/20/18	70-52	W	25-57	.439	4-12	.333	16-20	.800	11	27	38	37.8	18	10	11	4	3	70	75.6	
UNC	11/24/18	93-62	W	37-61	.607	10-16	.625	9-12	.750	5	26	31	36.7	22	21	6	6	10	93	78.5	
vs Memphis	12/1/18	78-67	W	26-53	.491	4-13	.308	22-30	.733	11	25	36	36.6	22	18	17	11	8	78	78.4	
UAPB	12/5/18	65-47	W	26-62	.419	3-15	.200	10-20	.500	16	25	41	37.1	18	20	13	4	8	65	76.8	
NSU	12/12/18	79-44	W	29-60	.483	10-23	.435	11-17	.647	10	31	41	37.6	20	16	12	6	8	79	77.0	
ACU	12/15/18	82-48	W	30-54	.556	7-22	.318	15-21	.714	7	32	39	37.7	21	17	10	2	6	82	77.5	
vs Duke	12/20/18	58-69	L	22-57	.386	5-16	.313	9-13	.692	6	27	33	37.3	18	9	24	3	6	58	75.7	
UTRGV	12/28/18	71-46	W	28-52	.538	4-14	.286	11-16	.688	9	25	34	37.0	13	16	15	2	11	71	75.3	
at West Virginia	1/2/19	62-59	W	21-55	.382	3-18	.167	17-24	.708	9	22	31	36.5	25	5	13	4	12	62	74.3	
KANSAS STATE	1/5/19	63-57	W	17-38	.447	6-19	.316	23-31	.742	5	27	32	36.2	22	9	19	8	5	63	73.5	
OKLAHOMA	1/8/19	66-59	W	22-49	.449	5-19	.263	17-17	1.000	3	28	31	35.9	14	11	14	8	8	66	73.0	
at Texas	01/12/19	68-62	W	24-54	.444	7-19	.368	13-17	.765	7	23	30	35.5	12	14	9	7	6	68	72.7	
ISU	1/16/19	64-68	L	26-63	.413	6-18	.333	6-15	.400	9	28	37	35.6	15	6	9	5	4	64	72.2	
at Baylor	01/19/19	62-73	L	21-45	.467	5-15	.333	15-19	.789	8	21	29	35.2	18	12	17	3	8	62	71.6	
at Kansas State	01/22/19	45-58	L	16-49	.327	5-23	.217	8-11	.727	7	18	25	34.7	19	7	13	2	10	45	70.2	
ARKANSAS	1/26/19	67-64	W	22-43	.512	10-19	.526	13-19	.684	6	19	25	34.2	21	14	21	4	5	67	70.1	
TCU	1/28/19	84-65	W	32-59	.542	9-21	.429	11-14	.786	9	22	31	34.0	17	20	7	2	3	84	70.7	
at Kansas	02/02/19	63-79	L	22-64	.344	6-28	.214	13-22	.591	13	29	42	34.4	15	8	11	5	7	63	70.4	
WEST VIRGINIA	2/4/19	81-50	W	30-57	.526	8-22	.364	13-20	.650	12	23	35	34.4	29	20	21	4	13	81	70.8	
at Oklahoma	02/09/19	66-54	W	23-54	.426	10-22	.455	10-12	.833	9	29	38	34.6	18	15	14	7	7	66	70.6	
at Oklahoma St.	02/13/19	78-50	W	29-56	.518	12-25	.480	8-10	.800	6	24	30	34.4	14	17	7	4	8	78	70.9	
BAYLOR	2/16/19	86-61	W	22-54	.407	12-29	.414	30-35	.857	13	17	30	34.2	25	12	9	5	7	86	71.5	
Texas Tech		1859		663-1422	.466	179-503	.356	354-495	.715	231	659	890	34.2	475	362	338	127	193	1859	71.5	
Opponents		1486		488-1350	.361	149-540	.276	361-532	.679	260	571	831	32.0	507	237	425	64	173	1486	57.2	

TEXAS TECH GAME HIGHS

Opponent	Date	Score	Points	Rebounds	Assists	Steals	Blocked shots
UIW	11/6/18	87-37	16-Culver, Jarrett	7-Odiase, Norelse	6-Mooney, Matt Moretti, Davide	3-Mooney, Matt Francis, Brandone	6-Owens, Tariq
VALLEY	11/9/18	84-52	17-Moretti, Davide	10-Odiase, Norelse	6-Mooney, Matt	1-Edwards, Kyler	2-Odiase, Norelse
SLU	11/13/18	59-40	21-Culver, Jarrett	13-Odiase, Norelse	4-Culver, Jarrett Mooney, Matt	3-Moretti, Davide	3-Owens, Tariq
vs USC	11/19/18	78-63	18-Culver, Jarrett Owens, Tariq	9-Culver, Jarrett	5-Culver, Jarrett	4-Mooney, Matt	1-Odiase, Norelse Owens, Tariq
vs Nebraska	11/20/18	70-52	26-Culver, Jarrett	8-Owens, Tariq	2-Moretti, Davide Culver, Jarrett Mooney, Matt	2-Mooney, Matt	2-Owens, Tariq
UNC	11/24/18	93-62	20-Culver, Jarrett	5-Odiase, Norelse Culver, Jarrett Mooney, Matt	6-Culver, Jarrett	3-Francis, Brandone	2-Owens, Tariq
vs Memphis	12/1/18	78-67	20-Culver, Jarrett	11-Owens, Tariq	6-Culver, Jarrett Francis, Brandone	3-Mooney, Matt	8-Owens, Tariq
UAPB	12/5/18	65-47	13-Culver, Jarrett	7-Culver, Jarrett	6-Mooney, Matt	2-Francis, Brandone Moretti, Davide	1-Edwards, Kyler Owens, Tariq Odiase, Norelse Hicks, Parker
NSU	12/12/18	79-44	15-Culver, Jarrett	8-Owens, Tariq	6-Moretti, Davide	2-Francis, Brandone Mooney, Matt	2-Owens, Tariq Odiase, Norelse
ACU	12/15/18	82-48	30-Culver, Jarrett	8-Corprew, Deshawn	4-Culver, Jarrett	3-Mooney, Matt	1-Ondigo, Malik Owens, Tariq
vs Duke	12/20/18	58-69	25-Jarrett Culver	7-Norelse Odiase	4-Jarrett Culver	2-Jarrett Culver Matt Mooney	1-Tariq Owens Jarrett Culver Kyler Edwards
UTRGV	12/28/18	71-46	19-Culver, Jarrett	10-Corprew, Deshawn	6-Mooney, Matt	3-Edwards, Kyler Corprew, Deshawn	1-Edwards, Kyler Owens, Tariq
at West Virginia	1/2/19	62-59	18-Culver, Jarrett	6-Culver, Jarrett	2-Culver, Jarrett	4-Francis, Brandone	2-Owens, Tariq Odiase, Norelse
KANSAS STATE	1/5/19	63-57	19-Moretti, Davide	8-Owens, Tariq	3-Culver, Jarrett	2-Moretti, Davide	3-Owens, Tariq
OKLAHOMA	1/8/19	66-59	23-Culver, Jarrett	13-Culver, Jarrett	3-Moretti, Davide	3-Moretti, Davide	4-Owens, Tariq
at Texas	01/12/19	68-62	22-Mooney, Matt	9-Culver, Jarrett	6-Culver, Jarrett	3-Moretti, Davide	4-Owens, Tariq
ISU	1/16/19	64-68	20-Culver, Jarrett	16-Culver, Jarrett	2-Edwards, Kyler	2-Culver, Jarrett Owens, Tariq	3-Owens, Tariq
at Baylor	01/19/19	62-73	19-Culver, Jarrett	9-Culver, Jarrett	5-Culver, Jarrett	3-Culver, Jarrett Moretti, Davide	2-Odiase, Norelse
at Kansas State	01/22/19	45-58	17-Culver, Jarrett	7-Culver, Jarrett	3-Culver, Jarrett Mooney, Matt	5-Culver, Jarrett	1-Corprew, Deshawn Owens, Tariq
ARKANSAS	1/26/19	67-64	21-Moretti, Davide	7-Odiase, Norelse	4-Culver, Jarrett	3-Culver, Jarrett	3-Owens, Tariq
TCU	1/28/19	84-65	18-Mooney, Matt Culver, Jarrett	7-Culver, Jarrett	7-Moretti, Davide	1-Moretti, Davide Edwards, Kyler Culver, Jarrett	1-Edwards, Kyler Owens, Tariq
at Kansas	02/02/19	63-79	14-Moretti, Davide	10-Owens, Tariq	3-Mooney, Matt	2-Mooney, Matt	3-Owens, Tariq
WEST VIRGINIA	2/4/19	81-50	16-Francis, Brandone	10-Odiase, Norelse	5-Mooney, Matt	4-Mooney, Matt	1-Mballa, Josh Mooney, Matt Owens, Tariq Odiase, Norelse
at Oklahoma	02/09/19	66-54	14-Moretti, Davide	11-Odiase, Norelse	6-Edwards, Kyler	4-Mooney, Matt	4-Owens, Tariq
at Oklahoma St.	02/13/19	78-50	19-Culver, Jarrett	7-Owens, Tariq	8-Moretti, Davide	2-Culver, Jarrett Edwards, Kyler	2-Owens, Tariq
BAYLOR	2/16/19	86-61	18-Culver, Jarrett	8-Culver, Jarrett	4-Culver, Jarrett	2-Mooney, Matt Francis, Brandone	2-Owens, Tariq



TEXAS TECH SINGLE-GAME PROGRAM RECORDS

Complete record book at TexasTech.com

GAME • TEAM POINTS • ALL GAMES

	PTS	OPPONENT	DATE	RESULT
1	128	Texas [SWC]	02/20/2004	W • 128-125
2	122	at Baylor [SWC]	02/11/1995	W • 122-91
3	119	UNC Asheville	11/19/2004	W • 119-55
	119	Texas Wesleyan	11/30/1981	W • 119-89
5	118	Houston Baptist	01/29/1992	W • 118-53
6	117	Oral Roberts	02/15/1993	W • 117-99
	117	at Texas [SWC]	02/19/1966	W • 117-86
	117	UTEP [BC]	02/27/1956	W • 117-90
9	116	Houston Baptist	11/29/1994	W • 116-82
10	115	Baylor [SWC]	01/04/1966	W • 115-77
11	114	McMurry	12/02/1965	W • 114-70
12	113	Arizona State [BC]	02/01/1956	W • 113-63
13	111	vs. [21] Fresno State	12/21/1996	W • 111-101
	111	South Dakota State	12/01/1979	W • 111-75
	111	at Furman	12/17/1954	W • 111-103

SINGLE GAME • TOTAL POINTS • ALL GAMES • FRESHMAN

PLAYER	PTS	OPPONENT	DATE
Jason Sasser	31	at Baylor • SWC	03/06/1993
Lance Hughes	31	at Rice • SWC	02/22/1992
John Roberson	28	Northwestern State	12/29/2007
Jordan Tolbert	27	Cal State Bakersfield	12/27/2011
Jordan Tolbert	27	at TCU	12/06/2011
Jarrett Culver	26	at West Virginia	2/26/2018
Jarrett Culver	25	Oklahoma State	1/23/2018

SINGLE GAME • TOTAL POINTS • ALL GAMES • SOPHOMORE

PLAYER	PTS	OPPONENT	DATE
Mike Singletary	43	vs. Texas A&M • B12 Tourney	03/11/2009
Rick Bullock	41	TCU • SWC	02/02/1974
Dub Malaise	40	Wyoming	12/12/1964
Paul Nolen	38	Arizona State • BC	02/14/1951
Greg Lowery	35	at Texas • SWC	02/07/1970
Del Ray Mounts	35	Arkansas • SWC	02/02/1960

SINGLE GAME • TOTAL POINTS • ALL GAMES • JUNIOR

PLAYER	PTS	OPPONENT	DATE
Mike Russell	42	Texas A&M • SWC	01/18/1977
Rayford Young	41	[24] Kansas • B12	02/13/1999
Jim Reed	41	at Furman	12/17/1954
Jarrius Jackson	41	at Nebraska • B12	02/18/2006
Jason Sasser	36	at TCU • SWC	03/04/1995
Jason Sasser	36	TCU • SWC	02/04/1995

SINGLE GAME • TOTAL POINTS • ALL GAMES • SENIOR

PLAYER	PTS	OPPONENT	DATE
Dub Malaise	50	at Texas • SWC	02/19/1966
Will Flemons	47	Oral Roberts	02/15/1993
Rick Bullock	44	at Arkansas • SWC	01/28/1976
Dub Malaise	43	TCU • SWC	02/01/1966
Dub Malaise	40	Texas A&M • SWC	02/15/1966

GAME • 3-POINT FIELD GOALS MADE • ALL GAMES

	3FGM	OPPONENT	DATE
1.	16	UNC-Asheville	11/19/2004
	16	vs. New Mexico State	12/27/1996
3.	15	[9] Kansas • B12	03/04/2009
	15	Houston Baptist	01/29/1992
5.	14	Florida Atlantic	12/19/2018
	14	Eastern Kentucky	11/22/2008
7.	13	East Central	11/20/2008
	13	Missouri State	12/09/1995

GAME • INDIVIDUAL • BLOCKS • ALL GAMES

	BLK	PLAYER	OPPONENT	DATE
1.	8	Tariq Owens	Memphis	12/01/2018
2	7	Will Flemons	Texas A&M • SWC	01/31/1990
3.	6	Tariq Owens	Incarnate Word	11/6/2018
	6	Jaye Crockett	Texas A&M-Corpus Christi	01/02/2011
	6	Dior Lowhorn	UTEP	01/01/2006
	6	Devonne Giles	at UTEP	12/04/2004
	6	Tony Battie	Texas • B12	02/22/1997
	6	Tony Battie	vs. Texas A&M • SWC-T	03/07/1996
	6	Tony Battie	TCU • SWC	02/07/1996
	6	Rick Bullock	at New Mexico	12/21/1973

GAME • TEAM • BLOCKS • ALL GAMES

	BLK	OPPONENT	DATE
1.	12	Texas Southern	11/18/2013
	12	vs. Pepperdine	12/22/1998
3.	11	Incarnate Word	11/06/2018

GAME • INDIVIDUAL • ASSISTS • ALL GAMES

	ASST	PLAYER	OPPONENT	DATE
1.	14	Stan Bonewitz	vs. [21] Fresno State	12/21/1996
2.	13	John Roberson	at Texas A&M • B12	01/28/2009
	13	Stan Bonewitz	vs. New Mexico State	12/27/1996
	13	Mark Davis	TCU • SWC	02/04/1995
5.	12	John Roberson	at Iowa State • B12	01/26/2011
	12	John Roberson	at Texas A&M • B12	01/30/2010
	12	Mark Davis	at Texas A&M • SWC	03/05/1994
	12	Bryant Moore	SMU • SWC	02/02/1991
9.	11	Drew Coffman	Northern Colorado	01/04/2005
	11	Nick Valdez	[6] Oklahoma State • B12	01/19/2002
	11	Jamal Brown	UTEP	12/05/2000
	11	Jamal Brown	at Louisiana-Lafayette	11/25/2000
	11	Rayford Young	New Mexico State	11/25/1998
	11	Jason Martin	Nicholls State	01/25/1995
	11	Mark Davis	Texas • SWC	02/20/1994
	11	Bryant Moore	Houston • SWC	02/25/1992
	11	Bryant Moore	at Baylor • SWC	02/09/1991
	11	Sean Gay	Houston • SWC	01/11/1989
	11	Kent Williams	TCU • SWC-T	02/25/1980
20.	10	John Roberson	at TCU	12/08/2009
	10	John Roberson	at [2] Oklahoma • B12	02/14/2009
	10	Kasib Powell	vs. [3] Texas • B12-T	03/14/2003
	10	Kasib Powell	Baylor • B12	02/12/2002
	10	Jamal Brown	at TCU	12/28/2000
	10	Jamal Brown	Texas A&M-Corpus Christi	12/18/2000
	10	Stan Bonewitz	at Kansas State • B12	01/18/1997
	10	Jason Martin	vs. [25] North Carolina • NCAA	03/17/1996
	10	Jason Martin	Texas • SWC	02/18/1996
	10	Jason Martin	BYU	12/22/1995
	10	Lenny Holly	TCU • SWC	01/30/1993
	10	Bryant Moore	SIU-Edwardsville	01/26/1991
	10	Bryant Moore	vs. Nevada	11/25/1990
	10	Sean Gay	Wyoming	12/11/1986
	10	Bubba Jennings	at Texas • SWC	02/12/1983

GAME • TEAM • ASSISTS • ALL GAMES

	ASST	OPPONENT	DATE
1.	35	East Central	11/20/2008
2.	31	Rice	12/16/2018
3.	30	UNC-Asheville	11/19/2004
	30	Baylor • B12	02/12/2002
	30	Nicholls State	12/14/1995
	30	TCU • SWC	02/04/1995
7.	29	Stetson	12/22/2001
8.	28	South Carolina State	12/17/2014
	28	Eastern Kentucky	11/22/2008
	28	UTRGV	12/10/2005
	28	vs. [21] Fresno State	12/21/1996
	28	at New Mexico State	12/29/1984
	28	at TCU • SWC	01/12/1980
14.	27	at Iowa State • B12	01/26/2011

GAME • 3-POINT FIELD GOALS MADE • ALL GAMES

	3FGM	PLAYER	3FGA	OPPONENT	DATE
1.	9	Alan Voskuil	[9]	Kansas • B12	03/04/2009
2.	8	Alan Voskuil		Eastern Kentucky	11/22/2008
	8	Devaughtah Williams		at [14] Baylor • B12	03/06/2015
4.	7	Lance Hughes		Houston • SWC	02/15/1995
	7	Cory Carr		Rice • SWC	03/02/1996
	7	Cory Carr		vs. New Mexico State	12/27/1996
	7	Cory Carr		at Missouri • B12	02/25/1997
	7	Stan Bonewitz		at Texas A&M • B12	02/21/1998
	7	Jayson Mitchell		North Texas	12/01/1999
	7	Nathan Doudney		vs. [3] Texas • B12-T	03/14/2003
	7	John Roberson		Nebraska • B12	01/22/2011
	7	Dusty Hannahs		at West Virginia • B12	01/22/2014

GAME • INDIVIDUAL • STEALS • ALL GAMES

	STL	PLAYER	OPPONENT	DATE
1.	7	Josh Gray	Jackson State	11/26/2012
	7	Ronald Ross	at UTEP	12/04/2004
	7	Nick Valdez	at UTEP	11/30/2002
4.	6	Jarrett Culver	Rice	12/16/2018
	6	Jaye Crockett	at West Virginia • B12	02/16/2013
	6	Nick Okorie	at [3] Kansas • B12	01/16/2010
	6	Martin Zeno	at [17] Oklahoma State • B12	02/10/2007
	6	Jarrius Jackson	Texas-Pan American	12/10/2005
	6	Ronald Ross	Baylor • B12	02/03/2004
	6	Ronald Ross	San Diego State	03/21/2003
	6	Andre Emmett	at [16] Oklahoma State • B12	02/24/2003
	6	Will Chavis	at Iowa State • B12	02/12/2003
	6	Andre Emmett	Nicholls State	12/07/2002
	6	Jason Sasser	at BYU	12/17/1993
	6	Lance Hughes	[19] Wisconsin	12/11/1993
	6	Jeff Taylor	Arkansas • SWC	02/20/1979
	6	Mike Edwards	vs. Houston • SWC-T	03/02/1978

GAME • INDIVIDUAL • REBOUNDS • ALL GAMES

	REB	PLAYER	OPPONENT	DATE
1.	27	Jim Reed	at Texas	02/14/1956
	27	Jim Reed	at Eastern New Mexico	01/27/1956
3.	26	Jim Reed	at Furman	12/17/1954
4.	24	Jim Reed	Hardin-Simmons • BC	02/28/1955
5.	23	Jim Reed	New Mexico State • BC	02/13/1953
	23	Jim Reed	Hardin-Simmons • BC	03/03/1953
	23	Eugene Carpenter	Arizona State • BC	02/01/1956
	23	Will Flemons	Houston • SWC	02/14/1990
9.	22	Rick Bullock	Adams State	12/02/1974
	22	Bob Glover	Arizona	12/06/1965
	22	Eugene Carpenter	New Mexico State • BC	02/29/1956
	22	Eugene Carpenter	vs. Loyola-New Orleans	12/29/1955
	22	Jim Reed	McMurry	12/01/1953
14.	21	Will Flemons	vs. Baylor • SWC	03/12/1993
	21	Rick Bullock	Arkansas • SWC	02/12/1974
	21	William Johnson	at Texas • SWC	01/26/1974
	21	Bob Glover	Baylor • SWC	01/04/1966

GAME • TEAM • REBOUNDS • BIG 12 GAMES

	REB	OPPONENT	DATE
1.	52	Missouri	01/13/2010
2.	49	at Nebraska	01/30/2002
3.	47	Iowa State	01/20/2010
4.	46	Oklahoma	03/02/2011
	46	at Missouri	01/24/2009
	46	at Kansas State	01/18/1997
	46	Colorado	01/11/1997
8.	45	Baylor	01/11/2006
	45	Nebraska	01/29/2005
	45	at [16] Texas	01/25/2005
	45	Colorado	01/29/2003
	45	Baylor	01/02/1999
	45	at Baylor	02/15/1997
	45	Baylor	01/04/1997

GAME • FREE THROWS MADE • ALL GAMES

	FTM	OPPONENT	DATE
1.	42	vs. Houston • SWC-T	03/10/1994
2.	41	Arizona • BC	02/06/1956
	41	at Arizona • BC	01/11/1956
4.	40	Louisiana-Lafayette	12/06/1997
5.	38	Arizona • BC	02/22/1954
6.	37	Texas • SWC	02/20/1994
	37	UTEP • BC	02/27/1956
	37	vs. Howard Payne	12/10/1954
9.	36	Oklahoma State • B12	02/06/2010
	36	Missouri • B12	01/23/2008
	36	at Baylor • SWC	02/11/1995
	36	[20] Oklahoma	12/06/1971

GAME • FREE THROWS MADE • ALL GAMES

	FTM	PLAYER	FTA	OPPONENT	DATE
1.	19	Martin Zeno	24	Missouri • B12	01/23/2008
2.	18	Keenan Evans	20	Texas • B12	01/31/2018
	18	Rayford Young	18	[24] Kansas • B12	02/13/1999
4.	17	Del Ray Mounts	19	Arkansas • SWC	02/02/1960
	17	Eugene Carpenter	20	Hardin-Simmons • BC	01/07/1956
6.	16	Rayford Young	18	Texas State	12/21/1999
	16	Mike Russell	17	Texas A&M • SWC	01/18/1977
	16	Dub Malaise	18	Texas A&M • SWC	02/15/1966
	16	Dub Malaise	18	Texas • SWC	02/16/1965
	16	Dub Malaise	21	Nebraska	12/19/1964

GAME • TEAM • STEALS • ALL GAMES

	STL	OPPONENT	DATE
1.	24	Nicholls State	12/07/2002
2.	19	Massachusetts	11/21/2003
	18	East Central • Oklahoma	11/20/2008
	18	Davidson	11/18/2003
5.	17	Grambling State	11/20/2012
6.	16	Northwestern State	12/29/2007
	16	UC Riverside	11/10/2007
	16	UTRGV	12/10/2005
	16	at UTEP	11/30/2002
	16	at San Diego State	01/06/2003

ASSOCIATED PRESS TOP 25 - WEEK 16 - 2/18/2019

RANK	TEAM	RECORD	PTS	PR
1	Duke (58)	23-2	1,594	2
2	Gonzaga (6)	25-2	1,502	3
3	Virginia	22-2	1,476	4
4	Kentucky	21-4	1,383	5
5	Tennessee	23-2	1,376	1
6	Nevada	24-1	1,240	7
7	Michigan	23-3	1,150	6
8	North Carolina	20-5	1,129	8
9	Houston	25-1	1,085	9
10	Michigan State	21-5	1,046	11
11	Marquette	21-4	987	10
12	Kansas	20-6	801	14
13	LSU	21-4	773	19
14	Texas Tech	21-5	733	15
15	Purdue	18-7	699	12
16	Florida State	20-5	525	17
17	Villanova	20-6	519	13
18	Louisville	18-8	507	16
19	Iowa State	19-6	426	23
20	Virginia Tech	20-5	408	22
21	Iowa	20-5	389	21
22	Wisconsin	17-8	250	20
23	Kansas State	19-6	249	18
24	Maryland	19-7	211	24
25	Buffalo	22-3	164	25

RECEIVING VOTES

Cincinnati 99; Wofford 32; Auburn 21; Washington 20; St. John's 2; Mississippi St. 2; Mississippi 1; Yale 1

TRACKING THE RED RAIDERS IN THE TOP 25 POLLS

ASSOCIATED PRESS

WEEK	DATE	RANK	POINTS
PRESEASON	10/22	RV	6
2	11/12	RV	5
3	11/19	RV	8
4	11/26	20	380
5	12/2	13	783
6	12/9	11	914
7	12/17	12	912
8	12/24	11	845
9	12/31	11	893
10	1/7/19	8	1109
11	1/14/19	8	1157
12	1/21/19	14	743
13	1/28/19	16	561
14	2/4/19	18	482
15	2/11/19	15	660

USA TODAY/COACHES TOP 25 - WEEK 16 - 2/18/2019

RANK	TEAM	RECORD	PTS	PR
1	Duke (28)	23-2	796	2
2	Gonzaga (4)	25-2	761	3
3	Virginia	22-2	712	4
4	Kentucky	21-4	699	5
5	Tennessee	23-2	692	1
6	Nevada	24-1	621	6
7	Michigan	23-3	570	7
8	Houston	25-1	563	9
9	North Carolina	20-5	550	8
10	Marquette	21-4	520	10
11	Michigan State	21-5	467	12
12	Kansas	20-6	370	14
13	Purdue	18-7	359	11
14	Texas Tech	21-5	334	15
15	LSU	21-4	309	21
16	Villanova	20-6	308	13
17	Florida State	20-5	273	19
18	Virginia Tech	20-5	250	16
19	Iowa	20-5	244	17
20	Iowa State	19-6	217	22
21	Kansas State	19-6	184	18
22	Louisville	18-8	173	20
23	Wisconsin	17-8	120	23
24	Buffalo	22-3	82	24
25	Cincinnati	21-4	66	NR
25	Maryland	19-7	66	25

RECEIVING VOTES

Washington 20; Wofford 19; North Texas 9; Auburn 8; Arizona State 8; Mississippi State 6; St. John's 6; Mississippi 6; Furman 5; Texas 4; Southern Mississippi 1; Texas State 1; Hofstra

TRACKING THE RED RAIDERS IN THE TOP 25 POLLS

USA TODAY/COACHES

WEEK	DATE	RANK	POINTS
3	11/19	RV	8
4	11/26	19	173
5	12/2	13	387
6	12/9	11	463
7	12/17	11	470
8	12/24	13	391
9	12/31	11	442
10	1/7	8	527
11	1/14	9	564
12	1/21	13	384
13	1/28	15	280
14	2/4/19	18	238
15	2/11/19	15	305

NCAA NET (THROUGH FEB. 18)

RANK	PRV	SCHOOL	CON.	RECORD	ROAD	NEU	HOME	NOND1
1	1	Duke	ACC	23-2	6-0	4-1	13-1	0-0
2	2	Gonzaga	WCC	25-2	7-1	3-1	15-0	0-0
3	3	Virginia	ACC	23-2	8-1	3-0	12-1	0-0
4	4	Houston	AAC	25-1	8-1	0-0	17-0	0-0
5	5	Kentucky	SEC	21-4	6-1	1-2	14-1	0-0
6	6	Tennessee	SEC	23-2	6-1	2-1	14-0	1-0
7	7	Michigan St.	Big Ten	21-5	7-3	2-1	12-1	0-0
8	8	Michigan	Big Ten	23-3	5-3	2-0	16-0	0-0
9	9	North Carolina	ACC	20-5	8-1	1-2	11-2	0-0
10	10	Texas Tech	Big 12	21-5	4-3	3-1	14-1	0-0
11	11	Nevada	MWC	24-1	8-1	4-0	12-0	0-0
12	12	Purdue	Big Ten	18-7	3-5	2-2	13-0	0-0
13	13	Iowa St.	Big 12	19-6	5-3	3-1	11-2	0-0
14	16	LSU	SEC	21-4	7-1	2-2	12-1	0-0
15	15	Wisconsin	Big Ten	18-8	6-4	2-1	10-3	0-0
16	14	Virginia Tech	ACC	20-6	4-4	4-0	12-2	0-0
17	17	Louisville	ACC	18-8	5-3	0-2	13-3	0-0
18	18	Kansas	Big 12	20-6	2-6	3-0	15-0	0-0
19	19	Marquette	Big East	21-4	5-2	1-1	15-1	0-0
20	20	Villanova	Big East	20-6	5-4	4-0	11-2	0-0
21	22	Florida St.	ACC	20-5	4-3	4-1	12-1	0-0
22	21	Auburn	SEC	17-8	2-5	3-1	11-2	1-0
23	25	Maryland	Big Ten	19-7	5-4	1-1	13-2	0-0
24	23	Buffalo	MAC	22-3	10-3	2-0	9-0	1-0
25	24	Mississippi St.	SEC	18-7	4-3	3-1	11-3	0-0
26	26	Wofford	SoCon	23-4	8-3	0-0	12-1	3-0
27	27	Cincinnati	AAC	21-4	5-3	2-0	14-1	0-0
28	28	Iowa	Big Ten	20-5	4-3	3-0	13-2	0-0
29	29	Kansas St.	Big 12	20-6	6-4	3-0	11-2	0-0
30	30	Ole Miss	SEC	18-7	5-3	3-1	10-3	0-0
31	31	Washington	Pac-12	20-5	6-3	2-2	12-0	0-0
32	32	NC State	ACC	18-8	3-5	2-0	13-3	0-0
33	33	Florida	SEC	14-11	3-5	3-2	8-4	0-0
34	34	Utah St.	MWC	20-6	7-4	2-1	10-1	1-0
35	35	Texas	Big 12	15-11	2-5	2-1	11-5	0-0
36	36	Baylor	Big 12	16-9	4-4	1-1	11-4	0-0
37	37	Lipscomb	ASUN	21-5	10-3	0-0	9-2	2-0
38	39	Nebraska	Big Ten	15-11	2-6	2-1	10-4	1-0
39	38	Oklahoma	Big 12	16-10	5-5	3-1	8-4	0-0
40	40	UCF	AAC	19-5	3-3	3-0	13-2	0-0
41	42	Clemson	ACC	15-10	2-6	2-2	11-2	0-0
42	43	VCU	Atlantic 10	19-6	6-4	1-1	12-1	0-0
43	41	TCU	Big 12	17-9	2-6	4-0	11-3	0-0
44	45	Furman	SoCon	22-5	9-4	0-0	10-1	3-0
45	44	Ohio St.	Big Ten	16-9	5-4	1-0	10-5	0-0
46	46	St. John's (NY)	Big East	19-7	4-4	3-0	12-3	0-0
47	47	Saint Mary's	WCC	17-10	3-5	1-3	13-2	0-0
48	48	Syracuse	ACC	17-8	5-2	0-2	12-4	0-0
49	49	Butler	Big East	15-11	2-6	2-2	11-3	0-0
50	50	Alabama	SEC	15-10	3-6	3-1	9-3	0-0



ANNUAL SCORING AVERAGE LEADERS - ALL GAMES

SEASON	PLAYER	POS	CL	GAMES	PTS	AVG
1947-48	Don Grove	C	Jr.	26	347	13.3
1948-49	Don Grove	C	Sr.	30	439	14.6
1949-50	Chester "Jiggs" Jackson	G	Sr.	26	330	12.7
1950-51	Paul Nolen	C	So.	28	538	19.2
1951-52	Paul Nolen	C	Jr.	24	378	15.8
1952-53	Paul Nolen	C	Sr.	24	390	16.3
1953-54	Jim Reed	F	So.	24	377	15.7
1954-55	Jim Reed	F	Jr.	25	558	22.3
1955-56	Jim Reed	F	Sr.	22	460	20.9
1956-57	Leon "Podd" Hill	C	So.	23	298	13.0
1957-58	Leon "Podd" Hill	C	Jr.	23	386	16.8
1958-59	Leon "Podd" Hill	C	Sr.	24	374	15.6
1959-60	Del Ray Mounts	G	So.	24	393	16.4
1960-61	Del Ray Mounts	G	Jr.	24	497	19.9
1961-62	Del Ray Mounts	G	Sr.	27	456	16.9
1962-63	Harold Denney	C	So.	23	297	12.9
1993-64	Harold Denney	C	Jr.	23	403	17.5
1964-65	Dub Malaise	G	Jr.	23	547	23.8
1965-66	Dub Malaise	G	Sr.	24	515	21.5
1966-67	Billy Tapp	G	Sr.	24	302	12.6
1967-68	Vernon Paul	C	Sr.	24	365	15.2
1968-69	Steve Hardin	C	Jr.	24	305	12.7
1969-70	Gene Knolle	F	Jr.	24	501	20.9
1970-71	Gene Knolle	F	Sr.	26	572	22.0
1971-72	Greg Lowery	G	Sr.	26	636	24.5
1972-73	Rick Bullock	C	Fr.	27	373	13.8
1973-74	Rick Bullock	C	So.	26	557	21.4
1974-75	Rick Bullock	C	Jr.	23	480	20.9
1975-76	Rick Bullock	C	Sr.	31	708	22.8
1976-77	Mike Russell	F	Jr.	29	643	22.2
1977-78	Mike Russell	F	Sr.	29	568	19.6
1978-79	Kent Williams	G	Jr.	30	371	12.4
1979-80	Jeff Taylor	G	So.	29	390	13.4
1980-81	Jeff Taylor	G	Jr.	28	374	13.4
1981-82	Clarence Swannegan	C	Sr.	28	486	17.4
1982-83	Bubba Jennings	G	So.	26	416	16.0
1983-84	Bubba Jennings	G	Jr.	29	401	13.8
1984-85	Bubba Jennings	G	Sr.	31	605	19.5
1985-86	Tony Benford	G	Sr.	31	445	14.4
1986-87	Sean Gay	G	So.	29	434	15.0
1987-88	Sean Gay	G	Jr.	27	406	15.0
1988-89	Sean Gay	G	Sr.	28	440	15.7
1989-90	Derek Butts	G	Jr.	27	313	11.6
1990-91	Steve Miles	C	Sr.	31	505	16.3
1991-92	Will Flemons	F	Jr.	29	567	19.6
1992-93	Will Flemons	F	Sr.	30	607	20.2
1993-94	Jason Sasser	F	So.	28	576	20.6
1994-95	Jason Sasser	F	Jr.	30	602	20.1
1995-96	Jason Sasser	F	Sr.	31	605	19.5
1996-97	Cory Carr	G	Jr.	28	646	23.1
1997-98	Cory Carr	G	Sr.	27	628	23.3
1998-99	Rayford Young	G	Jr.	25	403	16.1
1999-00	Rayford Young	G	Sr.	28	497	17.8
2000-01	Andy Ellis	C	Jr.	27	391	14.5
2001-02	Andre Emmett	G	So.	32	599	18.7
2002-03	Andre Emmett	G	Jr.	34	741	21.8
2003-04	Andre Emmett	G	Sr.	34	701	20.6
2004-05	Ronald Ross	G	Sr.	33	578	17.5
2005-06	Jarrius Jackson	G	Jr.	32	657	20.5
2006-07	Jarrius Jackson	G	Sr.	34	677	19.9
2007-08	Martin Zeno	G	Sr.	31	497	16.0
2008-09	John Roberson	G	So.	33	460	13.9
2009-10	Mike Singletary	F	Jr.	35	525	15.0
2010-11	John Roberson	G	Sr.	30	422	14.1
2011-12	Jordan Tolbert	F	Fr.	31	357	11.5
2012-13	Jaye Crockett	F	Jr.	31	368	11.9
2013-14	Jaye Crockett	F	Sr.	32	446	13.9
2014-15	Devauntah Williams	G	Jr.	32	335	10.5
2015-16	Toddric Gotcher	G	Sr.	32	349	10.9
2016-17	Keenan Evans	G	Jr.	31	476	15.4
2017-18	Keenan Evans	G	Sr.	36	633	17.6
2018-19	Jarrett Culver	G	So.	25	442	17.7

SEASON - INDIVIDUAL - BLOCKS - ALL GAMES

	PLAYER	SEASON	GAMES	BPG	BLK
1	Tony Battie	1996-97	28	2.54	71
2	Brodney Kennard	1999-2000	28	2.46	69
3	Tony Battie	1995-96	30	2.27	68
4	Tariq Owens	2018-19	25	2.40	63
5	Devonne Giles	2004-05	33	1.70	56
6	Andy Ellis	2001-02	32	1.72	55
7	Devonne Giles	2003-04	34	1.50	51
8	Zach Smith	2015-16	32	1.47	47
9	Zach Smith	2014-15	31	1.45	45
10	D'Walyn Roberts	2009-10	34	1.29	44

ABOUT 4:1 - CHRIS BEARD

"One of many great things I learned from Coach Knight was the idea about mental toughness. The mental is to the physical as four is to one. Everyone has talented players. What separates good teams from great teams and contenders from champions is mental toughness. Mental toughness is everything to us, and I'm proud of our teams for embracing 4:1."

A HISTORIC SEASON: Texas Tech earned the program's first NCAA Elite Eight trip and a program-best second-place Big 12 finish en route to a 27-10 record in 2017-18. The 27 wins were the second-highest total in program history for a season only behind the 30-2 mark put together by the 1995-96 squad under James Dickey. The Red Raiders also set a program single season record with eight victories over Associated Press Top 25 opponents and captured a program-best No. 6 final ranking in the USA Today/Coaches Top 25 poll.

COACHING STAFF: Beard's coaching staff includes assistant coaches Mark Adams, Brian Burg, Glynn Cyprien, Max Lefevre, Sean Sutton and Tim MacAllister. Cyprien and MacAllister begin their first seasons with the Red Raiders most recently being the head coach of the NBA G League's Memphis Hustle and MacAllister working at Creighton. Lefevre has been on Beard's staff since he was a graduate assistant at Angelo State, while Adams and Burg helped lead Little Rock to the Sun Belt Conference title and the NCAA tournament before coming to Tech.

TECH ALUMS ON STAFF: Texas Tech fans will recognize a group of former players who are now on the sidelines as graduate assistants in Darryl Dora (2004-07), Ronald Ross (2002-05) and Matt Temple (2016-17). The trio of former Red Raiders are joined by Casey Perrin, Anthony Johnson, Gino Saucedo and Elliott De Wit on the graduate assistant staff.

CULVER NAMED TO JERRY WEST WATCH LIST / BIG 12 PRESEASON HONORABLE MENTION

• Texas Tech sophomore Jarrett Culver has been named to the 2019 Jerry West Shooting Guard of the Year Award Watch List as part of "The Naismith Starting 5". Culver is coming off an impressive freshman season where he averaged 11.2 points, 4.8 rebounds, 1.8 assists and 1.1 steals per game for the Red Raiders. A Lubbock Coronado graduate, he recorded career-highs with 26 points and 12 rebounds at West Virginia and finished his first season with four games scoring 20 or more points. He led Texas Tech with 55 3-pointers and was second on the team with 177 rebounds, 41 steals and 27 blocks.

The Naismith Memorial Basketball Hall of Fame announced the 20-member watch list on Tuesday for the 2019 Jerry West Shooting Guard of the Year Award that is named after Class of 1980 Hall of Famer and 1959 NCAA Final Four Most Valuable Player Jerry West. The annual honor is in its fifth year and recognizes the top shooting guards in Division I men's college basketball. A national committee comprising top college basketball personnel determined the watch list of 20 candidates.

• Culver joins Zach Smith as the only Texas Tech players to be recognized by either of the five preseason watch lists for honors presented by the Naismith Basketball Hall of Fame. The list includes the Bob Cousy, Jerry West, Julius Erving, Karl Malone and Kareem Abdul-Jabbar awards. Smith was named to the Karl Malone Award Watch List last season.

Preseason All-Big 12 Team

Lindell Wigginton, ISU	G	6-2	188	So.	Dartmouth, Nova Scotia/Oak Hill Academy
Dedric Lawson, Kansas	F	6-9	235	Jr.	Memphis, Tenn./Hamilton/Memphis
Barry Brown, Jr., KSU	G	6-3	195	Sr.	St. Petersburg, Fla./Gibbs
Dean Wade, K-State*	F	6-10	228	Sr.	St. John, Kan./St. John
Sagaba Konate, WVU	F	6-8	250	Jr.	Bamako, Mali/Kennedy Catholic

Honorable Mention (listed alphabetically by school)

Cameron Lard (Iowa State), Udoka Azubuike (Kansas), Quentin Grimes (Kansas), Alex Robinson (TCU), Kerwin Roach II (Texas), Jericho Sims (Texas), **Jarrett Culver (Texas Tech)**

RED RAIDERS PICKED 7TH IN BIG 12 PRESEASON POLL

2018-19 Big 12 Preseason Poll

Team (1st Place Votes)	Points
1. Kansas (9)*	81
2. Kansas State	72
3. West Virginia	61
4. TCU	54
5. Texas	54
6. Iowa State	41
7. Texas Tech	36
8. Oklahoma	21
9. Baylor	20
10. Oklahoma State	10

* - Unanimous Selection

Coaches are not permitted to vote for their own team.

TEXAS TECH AS A RANKED TEAM VS. RANKED OPPONENT

O - 12-19	H - 5-3	A - 1-10	N - 6-6
DATE	OPPONENT	[TT]	RESULT
03/18/1976	1 vs. [14] Missouri	[16]	L • 86-75
03/17/1996^	2 vs. [25] North Carolina	[7]	W • 92-73
03/21/1996^	3 vs. [4] Georgetown	[4]	L • 98-90
12/21/1996	4 vs. [21] Fresno State	[23]	W • 111-101
01/29/1997	B12 [1] Kansas	[22]	L • 86-77
02/03/1997	B12 at [23] Texas	[22]	L • 83-67
02/06/2002	B12 at [14] Oklahoma State	[24]	L • 64-62
02/09/2002	B12 at [2] Kansas	[24]	L • 108-81
01/19/2004	B12 [11] Oklahoma	[22]	W • 67-47
01/26/2004	B12 [16] Texas	[18]	L • 62-61 • OT
01/31/2004	B12 at [18] Oklahoma State	[13]	L • 70-66
02/07/2004	B12 at [20] Kansas	[19]	L • 96-77
02/28/2004	B12 at [10] Texas	[25]	L • 74-71
03/12/2005	5 vs. [17] Oklahoma	[24]	W • 69-63
03/13/2005	5 vs. [10] Oklahoma State	[24]	L • 72-68
03/19/2005	6 vs. [11] Gonzaga	[24]	W • 71-69
12/29/2009	at [19] New Mexico	[20]	L • 90-75
12/29/2017	B12 [18] Baylor	[22]	W • 77-53
01/02/2018	B12 at [10] Kansas	[18]	W • 85-73
01/09/2018	B12 at [9] Oklahoma	[8]	L • 75-65
01/13/2018	B12 [2] West Virginia	[8]	W • 72-71
02/13/2018	B12 [23] Oklahoma	[7]	W • 88-78
02/24/2018	B12 [8] Kansas	[6]	L • 74-72
02/26/2018	B12 at [20] West Virginia	[12]	L • 84-74
03/09/2018	7 vs. [18] West Virginia	[14]	L • 66-63
03/17/2018	8 vs. [23] Florida	[14]	W • 69-66
03/23/2018	9 vs. [11] Purdue	[14]	W • 78-65
03/25/2018	9 vs. [2] Villanova	[14]	L • 71-59
12/20/2018	10 vs. [2] Duke	[12]	L • 69-58
01/08/2019	B12 vs. [23] Oklahoma	[8]	W • 66-59
02/02/2019	B12 at [11] Kansas	[16]	L • 79-63

LEGEND

- 1 - NCAA Midwest Region Semifinal • Louisville, Kentucky
2 - NCAA East Regional Second Round • Richmond, Virginia
3 - NCAA East Regional Sweet 16 • Atlanta, Georgia
4 - Las Vegas Shootout • Las Vegas, Nevada
5 - Phillips 66 Big 12 Championship • Kansas City, Missouri
6 - NCAA West Region Second Round • Tucson, Arizona
7 - Phillips 66 Big 12 Championships • Kansas City, Missouri
8 - NCAA East Regional First/Second Rounds • Dallas, Texas
9 - NCAA East Regional Sweet 16/Elite 8 Rounds • Boston, Massachusetts

KANSAS - All-Time Series History

O - 5-35	H - 4-14	A - 1-18	N - 0-3
DATE	RESULT	TECH RANK	OPP. RANK
12/07/1959	L • 85-71		
12/05/1960	L • 97-75		
12/10/1964	L • 73-67		[10]
12/04/1965	L • 74-70		[8]
12/15/1972	L • 67-51		
12/20/1986	L • 82-52		[13]
12/21/1988	L • 81-80		[20]
01/29/1997	L • 86-77	[22]	[1]
01/24/1998	L • 88-49		[3]
02/13/1999	W • 90-84		[24]
02/05/2000	L • 87-62		[15]
01/06/2001	L • 94-82		[7]
02/09/2002	L • 108-81	[24]	[2]
03/09/2002	L • 90-50		[1]
03/03/2003	L • 65-56		[7]
02/07/2004	L • 96-77	[19]	[20]
02/14/2005	W • 80-79 • 2OT		[3]
01/30/2006	L • 86-52		
01/20/2007	W • 69-64		[5]
03/03/2008	L • 109-51		[5]
03/04/2009	W • 84-65		[9]
01/16/2010	L • 89-63		[3]
03/11/2010	L • 80-68		[1]
02/01/2011	L • 88-66		[2]
01/11/2012	L • 81-46		[10]
02/18/2012	L • 83-50		[4]
01/12/2013	L • 60-46		[6]
03/04/2013	L • 79-42		[4]
03/14/2013	L • 91-63		[7]
02/18/2014	L • 64-63		[8]
03/05/2014	L • 82-57		[8]
01/10/2015	L • 86-54		[12]
02/10/2015	L • 73-51		[8]
01/09/2016	L • 69-59		[1]
02/27/2016	L • 67-58		[2]
01/07/2017	L • 85-68		[3]
02/11/2017	L • 80-79		[3]
01/02/2018	W • 85-73	[18]	[10]
02/24/2018	L • 74-72	[6]	[8]
02/02/19	L • 79-63	[16]	[11]

Texas Tech - Quick Notes

MAINTAINING POSSESSION: Texas Tech has a plus-5.5 turnover margin advantage during the course of its four-game winning streak. The Red Raiders have forced 73 turnovers by their opponents during the last four games and have only lost 51 possessions. For the season, TTU has a plus-3.3 turnover margin advantage which leads the Big 12 and is 33rd nationally.

3-POINT BARRAGE: Texas Tech has hit a season-high 12 3-pointers in the past two games at Oklahoma State and against Baylor after making 10 at Oklahoma. The Red Raiders are 24-for-54 in the past two games, 34 of 76 in the past three and are 42-for-98 (42.9 percent) from beyond the arc in the past four games. Opponents have hit only 21 3-pointers during the past four games at a 33.3 percentage. Tech now has six games this season with 10 or more 3s with three straight.

HOME DOMINANCE: Texas Tech is 14-1 at home this season and is 47-5 at home under Chris Beard the past three seasons. In Big 12 play, the Red Raiders are 5-1 on their home court this season and 19-5 during the Beard era. Tech is currently 90-75 in conference play and 245-90 all-time at the United Supermarkets Arena since the first game on Nov. 19, 1999.

ONE-LINERS: Matt Mooney is averaging 11 points per game and has 11 assists and 11 steals in the past four games... Davide Moretti is 13-for-26 on 3-pointers and leads the team with 15 assists in the past five games... Jarrett Culver averaged 18.5 points per game last week where he went 5-for-11 on 3-pointers during the two wins... Tariq Owens has at least one block in all 26 games this season and has had nine blocked shots during the past four games... Norense Odiase leads the team with 6.5 rebounds per game over the past four games, including securing 10 against West Virginia and 11 in the road win at Oklahoma.

ELITE DEFENSE: Texas Tech has allowed only two opponents to score over 70 points all season and no one has gone over 80 through 26 games against the Red Raiders. Opponents are averaging just 53.8 points per game during the past four games and have been limited to 33.3 percent shooting from the field and 28.0 percent on 3-pointers.

FAST STARTS: Texas Tech has led at halftime by double-digits in five of its last six games: Baylor (+13), Oklahoma State (+19), Oklahoma (+11), West Virginia (+15) and TCU (+16). The only discrepancy during the past six is a 20-point halftime deficit at Kansas.

20-WIN MILESTONE: The Red Raiders reached the 20-win milestone with their victory over Oklahoma State and have now recorded 20 wins in a season 13 times in program history. The team went 27-10 last season and has now had back-to-back 20-win years for the first time since the 2003-04 and 2004-05 under head coach Bob Knight.

ALL-TIME COACHING RECORDS

COACH	SEASONS	TOTAL SEASONS	ALL GAMES W-L	PCT.	CONF. GAMES W-L	PCT.	HOME W-L	PCT	AWAY W-L	PCT	NEUTRAL W-L	PCT
Grady Higgenbotham	1925-1927	2	14-18	.438	—	—	11-7	.611	3-11	.214	0-0	.000
Victor Payne	1927-1930	3	31-21	.596	—	—	21-9	.700	10-12	.455	0-0	.000
W.L. Golightly	1930-1931	1	11-9	.550	—	—	7-3	.700	4-6	.400	0-0	.000
Dell Morgan	1931-1934	3	42-27	.609	12-2	.857	20-11	.645	22-16	.579	0-0	.000
Virgil Ballard	1934-1935	1	14-10	.583	9-1	.900	10-6	.625	4-4	.500	0-0	.000
Berl Huffman	1935-42, 1946-47	8	116-72	.617	70-36	.660	63-15	.808	41-41	.500	12-16	.429
Polk Robison	1942-46, 1947-61	18	255-197	.564	133-74	.643	144-43	.770	79-119	.399	32-35	.478
Gene Gibson	1961-1969	8	100-92	.521	66-46	.589	65-32	.670	32-57	.360	3-3	.500
Bob Bass	1969-1971	1.5	22-15	.595	9-6	.600	16-5	.762	4-10	.286	2-0	1.000
Gerald Myers	1971-1991	20.5	325-262	.554	180-145	.554	197-80	.711	96-142	.403	32-40	.444
James Dickey ^	1991-2001	10	166-124	.574	75-75	.500	91-41	.689	50-65	.435	25-18	.581
Bob Knight	2001-2008	6.7	138-82	.627	53-49	.520	91-16	.850	30-43	.411	17-23	.425
Pat Knight	2008-2011	3.3	50-61	.450	16-42	.276	40-20	.667	7-34	.171	3-7	.300
Billy Gillispie	2011-2012	1	8-23	.258	1-17	.055	7-8	.467	1-11	.083	0-4	.000
Chris Walker	2012-13	1	11-20	.355	3-15	.167	9-11	.450	1-8	.111	1-1	.500
Tubby Smith	2013-15	3	46-50	.479	18-36	.333	38-15	.717	5-27	.156	3-8	.273
Chris Beard	2016-Present	3	66-29	.652	26-23	.472	38-5	.892	9-18	.250	10-6	.583
OVERALL		94	1415-1112	.557	671-567	.540	877-327	.726	402-624	.388	140-161	.461

^ — Texas Tech vacated its 1995-96 NCAA Tournament appearance which adjusted the team's record from 30-2 (14-0 SWC) to 28-1 (14-0 SWC) for the use of an ineligible player. Texas Tech also forfeited 11 wins during the 1996-97 season which adjusted the team's record from (10-6 Big 12) to 8-20 (0-16 Big 12) for the use of an ineligible player. Actual totals are shown.

TEXAS TECH VERSUS RANKED OPPONENTS - ALL GAMES

Home	36-70
Road	10-99
Neutral	14-33
Totals	60-202

TEXAS TECH VERSUS RANKED OPPONENTS - BY CONFERENCE

No Conference	2-2
Border Conference	2-8
Southwest Conference	14-62
Big 12	42-129

TEXAS TECH VERSUS RANKED OPPONENTS - BY COACH

Polk Robison	5-14
Gene Gibson	0-6
Bob Bass	0-1
Gerald Myers	10-45
James Dickey	8-26
Bob Knight	15-27
Pat Knight	4-24
Billy Gillispie	0-7
Chris Walker	0-7
Tubby Smith	6-24
Chris Beard	12-11
Totals	60-202

RANKED TEXAS TECH TEAM VERSUS OPPONENTS - ALL GAMES

Home	43-5
Road	23-28
Neutral	17-10
Totals	83-43

RANKED TEXAS TECH TEAM VERSUS OPPONENTS - BY COACH

James Dickey	28-8
Bob Knight	14-14
Pat Knight	4-3
Gerald Myers	1-2
Chris Beard	35-15
Totals	82-42

Texas Tech Adds Four During Signing Period

LUBBOCK, Texas – Texas Tech head coach Chris Beard and the men's basketball program announced the signing of Kevin McCullar, Jahmius Ramsey, Russel Tchewa and Khalid Thomas to National Letters of Intent on November 15, 2018.

The signing class includes three four-star prospects and a three-star to join a program which is coming off a NCAA Elite Eight appearance and has started this season with a 3-0 record. Thomas is a transfer from the College of Southern Idaho, while Ramsey signs out of Duncanville High School, McCullar from San Antonio Wagner and Tchewa is a senior at Putnam Science Academy in Connecticut.

KEVIN MCCULLAR | GUARD | 6-6 | SAN ANTONIO, TEXAS

With ties to Texas Tech with his father a former Red Raider football player and his mother a Tech graduate, McCullar committed in the summer before making his selection official this week. A 6-foot-6 guard, McCullar played at San Antonio Wagner High School as a junior. He graduated earlier and joined the Red Raiders this semester.

McCullar helped his high school team to the Class 6A title game as a sophomore before averaging 16.8 points and 6.6 rebounds per game last year. He chose the Red Raiders over Kansas State, Louisville, Houston and Virginia Tech. ESPN lists him as a top-30 national player and rivals.com lists him as a 4 Star prospect.

Corey Evans (Rivals): "Kevin McCullar is another mix and match guard that defines versatility. I love his intangibles and ability to touch various portions of the stat sheet. Best ball is ahead of him and have not issues settling in as a backcourt contributor early on."

Blue Zertuche (Texas Hoops): "There is a high ceiling for Kevin and he worked his way into being among the elites in the state and the country. Kevin's versatility and play making ability will allow for success in the Big 12 and will be a player that has the length and size to compete."

JAHMIUS RAMSEY | GUARD | 6-4 | DUNCANVILLE, TEXAS

Ramsey is the highest rated recruit in program history with a national ranking of 28 on the ESPN 100 list and at No. 33 by 247Sports. He is a four-star by ESPN, 247Sports and Rivals who had 22 offers before choosing the Red Raiders.

A Duncanville, Texas native, Ramsey is a senior at Duncanville High School and committed to Texas Tech on Nov. 8 after also receiving offers from Florida, Indiana, Memphis, Louisville, LSU and Oregon among others. A 6-foot 4 shooting guard, he's ranked fifth nationally at his position by ESPN and is the third



highest rated player in the state of Texas at No. 3 by 24/7 Sports.

Ramsey joins Texas Tech freshman Kyler Edwards who was also a four-star shooting guard in last year's signing class and gives the Red Raiders two straight years of ESPN 100 signees after Khavon Moore chose Tech as the No. 43-ranked player in last year's class.

Evan Daniels (247Sports): "Jahmius Ramsey is one of the most dynamic guards in the 2019 class. He's an impressive athlete that can be utilized on or off the ball. He has good vision and can pass, is effective in transition and is a good finisher at the rim. On top of all that, he has the tools to be a great defender one day. There's immense potential wrapped up in Ramsey's frame."

Jon Rothstein (CBS Sports): "Jahmius Ramsey is a program changing recruit for Chris Beard and Texas Tech. The Red Raiders became a national name last season by reaching the Elite Eight and adding Ramsey will only augment their brand."

RUSSEL TCHEWA | CENTER | 7-0 | CAMEROON

A 7-foot, 250-pound center currently playing at Putnam Science Academy in Connecticut, Tchewa signs with the Red Raiders as a 3-star prospect by Rivals. Tchewa played three years of prep basketball in Italy.

Texas Tech sophomore Malik Ondigo and freshman Josh Mballa also played at Putnam Science Academy.

Jeff Borzello (ESPN): "This could end up being a steal for Texas Tech. Russel Tchewa has the potential to be a major factor as he develops. We're talking about a 7-footer who can run the floor and finish in transition, or get the ball in the post and score with his back to the basket. Guys with size and athleticism don't come around every day."

Eric Bossi (Rivals): Russel Tchewa is a throwback low post player who plays with physicality and tries to punish the rim whenever possible. He's an interior enforcer who controls the glass and scores on the block.

KHALID THOMAS | FORWARD | 6-9 | PORTLAND, OREGON

Thomas will transfer to Texas Tech after two years at the College of Southern Idaho where he is coming off a freshman season averaging 14.5 points and 6.5 rebounds per game. Regarded as one of the top junior college players in the nation, he helped lead the team to the NJCAA championship game last season and attracted offers from throughout the country. Street and Smith lists Thomas as their Preseason Player of the Year.

Thomas chose the Red Raiders over Arizona, Baylor, Oklahoma, West Virginia and Florida State among 14 offers. A four-star recruit, Thomas was a NJCAA All-American selection last season at CSI and committed to Texas Tech on Sept. 28. Thomas shot 54.8 percent from the field and 41.4 on 3-pointers as a freshman.

Jeff Borzello (ESPN): "Khalid Thomas is going to make an impact at Texas Tech because of two reasons: his fit in Chris Beard's motion offense, and his college-level experience. Thomas is very skilled for his size, and shot better than 41 percent from 3-point range last season. But because he is 6-foot-9, he can rebound very well too. There's a reason he was a JUCO All-American and one of the favorites for JUCO Player of the Year this season."

Eric Bossi (Rivals): "Khalid Thomas is one of the premier junior college prospects in the country. He's a long and fluid athlete who can really make defenses pay with his ability to face up and shoot the ball from deep."



RED RAIDER CAREER HIGHS

*GAMES PLAYED AT TEXAS TECH, PRIOR SCHOOL RECORDS ON PLAYER PAGES

0 KYLER EDWARDS

Points: 19, UNC -- 11/24/18
Rebounds: 6, vs. Duke -- 12/20/18
Assists: 6, at Oklahoma -- 2/9/19
Steals: 2, UIW -- 11/6/18
Blocks: 1, UNC -- 11/24/18; UAPB -- 12/5/18
FG made: 7, UNC -- 11/24/18
FG attempts: 11, UAPB -- 12/5/18
3FG made: 4, UNC -- 11/24/18
3FG attempts: 4, UNC -- 11/24/18

1 BRANDONE FRANCIS

Points: 17, No. 2 West Virginia -- 01/13/18
Rebounds: 6, South Alabama -- 11/10/17
Assists: 6, vs Memphis -- 12/1/18
Steals: 4, at West Virginia -- 1/2/19
Blocks: 1, Texas -- 01/31/18; vs No. 23 Florida -- 03/17/18
FG made: 7, West Virginia -- 02/04/19
FG attempts: 12, at Texas -- 01/17/18
3FG made: 3, No. 2/20/18 West Virginia -- 01/13/18; at Texas -- 01/17/18
3FG attempts: 6, at Texas -- 01/17/18
FT made: 4, Kansas State -- 1/5/19

3 DESHAWN CORPREW

Points: 13, UNC -- 11/24/18; UTRGV -- 12/28/18
Rebounds: 10 -- UTRGV, 12/28/18
Assists: 2, ACU -- 12/15/18
Steals: -- 3, UTRGV, 12/28/18
Blocks: 1, UNC -- 11/24/18; vs Memphis -- 12/1/18
FG made: 6, UNC -- 11/24/18
FG attempts: 9, VALLEY -- 11/9/18
3FG made: 1, 4 times

10 MALIK ONDIGO

Points: 8, VALLEY -- 11/9/18
Rebounds: 5, VALLEY -- 11/9/18
Steals: 1, Maine -- 11/14/17
Blocks: 1, Maine -- 11/14/17; UIW -- 11/6/18
FG made: 3, at Iowa State -- 01/20/18; VALLEY -- 11/9/18
FG attempts: 5, at Iowa State -- 01/20/18; VALLEY -- 11/9/18
3FG attempts: 1, UIW -- 11/6/18
FT made: 2, at South Carolina -- 01/27/18; UIW -- 11/6/18; VALLEY -- 11/9/18

11 TARIQ OWENS

Points: 18, vs USC -- 11/19/18
Rebounds: 11, vs Memphis -- 12/1/18
Assists: 2, VALLEY -- 11/9/18
Steals: 1, UNC -- 11/24/18; vs Memphis -- 12/1/18
Blocks: 8, vs Memphis -- 12/1/18
FG made: 7, vs USC -- 11/19/18
FG attempts: 13, NSU -- 12/12/18
3FG made: 1, vs USC -- 11/19/18
3FG attempts: 2, vs USC -- 11/19/18; UNC -- 11/24/18
FT made: 5, Kansas State -- 1/5/19
FT attempts: 7, Kansas State -- 1/5/19

13 MATT MOONEY

Points: 22, at Texas -- 1/12/19
Rebounds: 5, SX
Assists: 6, UIW -- 11/6/18; VALLEY -- 11/9/18
Steals: 4, SX
FG made: 8, at Texas -- 1/12/19
FG attempts: 12, vs USC -- 11/19/18
3FG made: 5, at Oklahoma State -- 2/13/19
FT made: 7, Kansas State -- 1/5/19
3FG attempts: 4, UIW -- 11/6/18

20 PARKER HICKS

Points: 5, West Virginia
Rebounds: 2, SLU -- 11/13/18
Assists: 1, Savannah State -- 11/25/17
Steals: 1, South Alabama -- 11/10/17
Blocks: 1, Savannah State -- 11/25/17
FG made: 1, 4 times
FG attempts: 2, VALLEY -- 11/9/18
3FG made: 1, Abilene Christian -- 12/22/17; UIW -- 11/6/18
3FG attempts: 1, 4 times
FT made: 2, Savannah State -- 11/25/17
FT attempts: 2, vs No. 20 Northwestern State -- 11/25/17

23 JARRETT CULVER

Points: 30, ACU -- 12/15/18
Rebounds: 16, Iowa State -- 1/17/19
Assists: 7, Savannah State -- 11/25/17
Steals: 6, Rice -- 12/16/17
Blocks: 3, at TCU -- 02/03/18
FG made: 9, Nebraska, 11/20/18
FG attempts: 16, at No. 18/NR Baylor -- 02/17/18; Wofford -- 11/22/17
3FG made: 5, vs Seton Hall -- 11/30/17
3FG attempts: 8, Wofford -- 11/22/17
FT made: 7, at No. 2/20/18 West Virg -- 02/26/18; vs USC -- 11/19/18; vs Memphis -- 12/1/18
FT attempts: 10, at No. 2/20/18 West Virg -- 02/26/18

24 AVERY BENSON

Points: 5, Baylor, 2/16/19
Rebounds: 1, SLU -- 11/13/18; UNC -- 11/24/18; UIW -- 11/6/18
Assists: 1, UNC -- 11/24/18; VALLEY -- 11/9/18
Steals: 3, West Virginia -- 2/4/19
FG made: 1, UNC -- 11/24/18; UIW -- 11/6/18

25 DAVIDE MORETTI

Points: 21, Arkansas -- 1/26/19
Rebounds: 4, Kansas State -- 1/5/19; UIW -- 11/6/18
Assists: 8, at Oklahoma State -- 2/13/19
Steals: 3, Rice -- 12/16/17; at West Virginia -- 1/2/19; SLU -- 11/13/18
FG made: 7, Kansas State -- 1/5/19
FG attempts: 11, Kansas State -- 1/5/19
3FG made: 5, VALLEY -- 11/9/18
3FG attempts: 7, Kansas State -- 1/5/19; VALLEY -- 11/9/18
FT made: 5, vs USC -- 11/19/18
FT attempts: 6, vs USC -- 11/19/18

30 ANDREW SORRELLS

Points: 4, NSU -- 12/12/18
Rebounds: 2, NSU -- 12/12/18
Assists: 1, 4 times
Steals: 1, Maine -- 11/14/17; Savannah State -- 11/25/17; UIW -- 11/6/18
FG made: 1, South Alabama -- 11/10/17; UIW -- 11/6/18; NSU -- 12/12/18
FG attempts: 4, NSU -- 12/12/18
3FG made: 1, South Alabama -- 11/10/17
3FG attempts: 2, NSU -- 12/12/18

32 NORENSE ODIASE

Points: 16, 3X Last: Sam Houston State -- 12/02/15
Rebounds: 13, SLU -- 11/13/18
Assists: 4, 2X Last: No. 18/NR Baylor -- 12/29/17
Steals: 2, 4 times
Blocks: 3, at TCU -- 01/18/16; Loyola Maryland -- 11/14/14
FG made: 8, Hawaii -- 11/28/15
FG attempts: 13, Hawaii -- 11/28/15
3FG attempts: 1, High Point -- 11/13/15
FT made: 6, 2X Last: Sam Houston State -- 12/02/15
FT attempts: 10, Sam Houston State -- 12/02/15

35 JOSH MBALLA

Points: 2, UNC -- 11/24/18; UIW -- 11/6/18
Rebounds: 2, VALLEY -- 11/9/18
Steals: 1, UIW -- 11/6/18
FG made: 1, UNC -- 11/24/18; UIW -- 11/6/18

21 KHAVON MOORE

*Played two minutes against ISU - no stats

THE SEASON RUNDOWN

TEXAS TECH RECORD BY STARTING LINEUP

1. Owens • Mooney • Culver • Moretti • Odiase	20-4
2. Owens • Mooney • Culver • Moretti • Corprew	1-0
3. Francis • Mooney • Culver • Moretti • Odiase	0-1

SCORE BY PERIOD	1	2	OT	OT2	TOTAL
Texas Tech	894	965	0	0	1859
Opponents	732	754	0	0	1486

2018-19 TEXAS TECH HONOR ROLL

JARRETT CULVER

- Big 12 Player of the Week (12/18/18)
- Sporting News Midseason All-American
- John Wooden Award Late Season Watch List (2019)
- Jerry West Award Watch List (2019)
- Oscar Robertson Trophy Watch List (2019)
- Lute Olson Midseason Watch List (2019)
- Hall of Fame Classic MVP
- Hoophall Invitational Game MVP
- Big 12 Preseason Honorable Mention
- Jerry West Award Watch List
- College Sports Madness Big 12 Player of the Week (11/26/18)

MATT MOONEY

- Hall of Fame Classic All-Tournament
- Naismith Defensive Player of the Year Award Watch List

TARIQ OWENS

- Naismith Defensive Player of the Year Award Watch List

TEXAS TECH RECORD BREAKDOWN

	OVERALL	BIG 12
At Home	14-1	5-1
On Road	4-3	4-3
At Neutral Sites	3-1	0-0
Games in Texas	15-2	6-2
Games in Kansas City	2-0	0-0
Games in Kansas	0-2	0-2
Games in Florida	1-0	0-0
Games in New York	0-1	0-0
Games in West Virginia	1-0	1-0
Games in Oklahoma	2-0	2-0
Day Games	4-0	4-0
Night Games (At/After 5pm local time)	16-4	5-3
Overtime Games	0-0	0-0
Double-Digit Decisions	16-3	5-2
Games Decided by 10 Pts or Less	5-1	4-1
Games Decided by 5 Pts or Less	3-1	2-1
In November	6-0	0-0
In December	5-1	0-0
In January	6-2	4-2
In February	4-1	4-1
In March	0-0	0-0

SCORING	OVERALL	BIG 12
Texas Tech Leads at Halftime	15-1	6-0
Texas Tech Trails at Halftime	6-4	3-4
Tied at Halftime	0-0	0-0
Texas Tech Scores Less Than 60	1-2	0-1
Texas Tech Scores 60-69	7-3	5-3
Texas Tech Scores 70-79	7-0	1-0
Texas Tech Scores 80-89	5-0	3-0
Texas Tech Scores 90+	1-0	0-0
Opponent Scores Less Than 60	15-1	7-1
Opponent Scores 60-69	6-3	2-2
Opponent Scores 70-79	0-2	0-2
Opponent Scores 80-89	0-0	0-0
Opponent Scores 90+	0-0	0-0

DOUBLE-DOUBLES	18-19	CAREER
Tariq Owens	2	2
Deshawn Corprew	1	1
Jarrett Culver	2	4

DOUBLE-FIGURE SCORING	18-19	CAREER
Jarrett Culver	25	43
Davide Moretti	13	15
Matt Mooney	13	13
Brandone Francis	6	10
Kyler Edwards	4	4
Deshawn Corprew	6	6
Tariq Owens	8	8
Norense Odiase	0	17

DOUBLE-FIGURE REBOUNDING	18-19	CAREER
Norense Odiase	4	7
Tariq Owens	2	2
Deshawn Corprew	1	1
Jarrett Culver	2	5

30+ SCORING	18-19	CAREER
Jarrett Culver	1	1

20+ SCORING	18-19	CAREER
Jarrett Culver	8	10
Matt Mooney	1	1
Davide Moretti	1	1

5+ ASSISTS	18-19	CAREER
Matt Mooney	6	6
Davide Moretti	3	4
Jarrett Culver	6	8
Brandone Francis	1	1
Kyler Edwards	1	1

5+ BLOCKS	18-19	AT TTU
Tariq Owens	2	2

GAMES AS LEADING SCORER	18-19	CAREER
Jarrett Culver	19	21
Davide Moretti	4	4
Tariq Owens	1	1
Matt Mooney	2	2
Brandone Francis	1	1

GAMES AS LEADING REBOUNDER	18-19	CAREER
Norense Odiase	7	22
Jarrett Culver	10	10
Tariq Owens	6	6
Deshawn Corprew	1	1

LARGEST LEADS • DEFICITS	TECH	OPP.
Incarnate Word	50	0
Mississippi Valley	36	0
Southeastern Louisiana	24	0
vs. USC	15	13
vs. Nebraska	19	9
Northern Colorado	31	3
vs. Memphis	11	13
UAPB	25	1
Northwestern State	47	0
Abilene Christian	39	3
vs. Duke	8	11
UTRGV	26	3
at West Virginia	9	9
Kansas State	16	0
Oklahoma	8	8
at Texas	10	5
Iowa State	4	10
at Baylor	13	13
at Kansas State	2	15
Arkansas	12	3
TCU	20	4
at Kansas	0	24
West Virginia	39	5
at Oklahoma	23	2
at Oklahoma State	37	2
Baylor	25	2

BIG 12 STANDINGS/SCHEDULE (as of 2/20/19)

TEAM	BIG 12	OVERALL	PCT.
Kansas State	10 - 3	20 - 6	.769
Texas Tech	9 - 4	21 - 5	.808
Kansas	9 - 4	20 - 6	.769
Iowa State	8 - 5	19 - 7	.731
Baylor	8 - 5	17 - 9	.654
Texas	7 - 6	15 - 11	.577
TCU	5 - 8	17 - 9	.654
Oklahoma	4 - 9	16 - 10	.615
Oklahoma State	3 - 10	10 - 16	.385
West Virginia	2 - 11	10 - 16	.385

TUESDAY, FEB. 5

Kansas State 74, Kansas 67

WEDNESDAY, FEB. 6

Texas 84, Baylor 72
TCU 70, Oklahoma State 68

SATURDAY, FEB. 9

Kansas 84, Oklahoma State 72
TCU 92, Iowa State 83
Texas Tech 66, Oklahoma 54
Kansas State 70, Baylor 63
Texas 75, West Virginia 53

MONDAY, FEB. 11

Kansas 82, TCU 77
Baylor 59, Oklahoma 53

TUESDAY, FEB. 12

Kansas State 71, Texas 64

WEDNESDAY, FEB. 13

Texas Tech 78, Oklahoma State 50

SATURDAY, FEB. 16

Texas Tech 86, Baylor 61
Oklahoma 71, TCU 62
Texas 69, Oklahoma State 57
Iowa State 78, Kansas State 64
Kansas 78, West Virginia 53

MONDAY, FEB. 18

Kansas State 65, West Virginia 51
Oklahoma State 68, TCU 61

TUESDAY, FEB. 19

Baylor 73, Iowa State 69

SATURDAY, FEB. 23

Kansas at Texas Tech
Texas at Oklahoma
Iowa State at TCU
West Virginia at Baylor
Oklahoma State at Kansas State

THE LAST TIME TEXAS TECH...

Player scored 30+.....30, Jarrett Culver vs. ACU (12/15/18)
Player had 15+rb.....16, Jarrett Culver vs. Iowa State (1/16/19);
Brad Reese vs. UT Arlington (12/22/2010)
Player had 8+ assists.....8, Josh Gray, at WVU (2/16/2013)
Player had 6+ steals.....6, Jarrett Culver, vs. Rice (12/16/2017)
Player had 6+ blocks.....8, Tariq Owens vs. Memphis (12/1/18)
Player had 6+ 3s.....6, Toddrick Gotcher, vs. UT Martin (12/9/15)
Texas Tech scored 100+ points.....103, Savannah State (11/25/2017)
Texas Tech had 50+ rebounds.....50, MVSU (11/09/18)
Texas Tech had 30+ assists.....31, Savannah State (11/25/2017)
Texas Tech made 15+ 3-pointers.....15, Kansas (3/04/2009)

PLAYER NOTES: Jarrett Culver comes into Saturday's game having scored 875 points in his career and leads the Red Raiders with 17.7 points, 6.3 rebounds and 3.7 assists per game this season. A sophomore from Lubbock, he is coming off scoring 18 points and adding eight rebounds in the win over Baylor after going for 19 points at Oklahoma State. Culver, who is third in the Big 12 in scoring behind only Iowa State's Marial Shayok (19.3) and KU's Dedric Lawson (19.2), had his first double-double of the season by going for 23 points and 13 rebounds in the first matchup against Oklahoma and his second double-double of the season with a career-high 16 rebounds and 20 points against Iowa State. Against Baylor, Culver matched a career-high by making seven free throws and also had four assists. Culver has led the team in scoring in 18 of 26 games and is currently averaging 16.2 points, 7.2 rebounds and 3.0 assists through 13 conference games. Culver is on the John R. Wooden Award, Jerry West Award, Oscar Robertson Trophy and Lute Olson Award watch lists, was named to the Sporting News Midseason All-America second-team and earned Big 12 Preseason Honorable Mention honors. He has scored in double figures in 25 of 26 games and is shooting 49.8 percent from the field overall and 44.7 percent in Big 12 play. Culver recorded a career-high with 30 points against Abilene Christian on Dec. 20 where he went 12-for-13 from the field and hit four 3-pointers. He was named the Big 12 Player of the Week after the performance and followed it by going to New York and scoring 25 points against Duke.

Daide Moretti hit four 3-pointers and finished with 17 points last Saturday against Baylor and is now 10-for-18 from beyond the arc in the past four games. Moretti, who is currently averaging 12.4 points and 2.4 assists in conference play, dished out a career-high seven assists and scored nine points (3-for-4 3-pointers) in the win over Oklahoma State last Wednesday after he led the Red Raiders with 14 points at Oklahoma. Over the past five Big 12 games, Moretti has gone 13-for-26 on 3-pointers and is 18-for-19 at the free-throw line. He scored 14 points against Kansas where he hit three 3-pointers and was 5-for-5 at the free-throw line in the first matchup. Moretti recorded a career-high 21 points against Arkansas four weeks ago after going 6-for-9 from the field with three 3-pointers and followed it with seven assists against TCU. He's currently shooting 47.7 percent on 3-pointers in conference play and is 47-for-108 from beyond the arc this season. Moretti has scored in double figures in 11 of 13 Big 12 games this season and now has 411 points through 63 games in his career. He has started all 26 games for the Red Raiders this season after making one start in 37 games played as a freshman. A coach's son from Italy, Moretti is averaging 10.9 points and 2.5 assists per game in his second season with the program. He has also registered 17-point performances in wins over Southern Cal and Mississippi Valley State and has two games with six assists in non-conference play. Moretti made a career-high five 3-pointers against MVSU and has scored in double figures in 14 games this season and 16 in his career. He currently leads TTU with 47 3-pointers and is shooting 43.5 percent from beyond the arc.

After losing five seniors off last season's NCAA Elite Eight team, Texas Tech remained a veteran team through recruiting by adding graduate transfers Matt Mooney (University of South Dakota) and Tariq Owens (St. John's) to go along with returners Norense Odiase and Brandone Francis to make up a senior class of four for the Red Raiders. Owens and Mooney were both named to the Naismith Defensive Player of the Year Award Watch List, making TTU the only team with two members on the list of 15. Owens has scored 11 points and blocked two shots in the past

two games against Baylor and Oklahoma State. He secured his second double-double of the season two weeks ago by scoring 12 points and adding 10 rebounds at Kansas in the first matchup against the Jayhawks. An Odenton, Maryland native, he had one of his best offensive games of the season after scoring 17 points against TCU where he was 7-for-9 from the field, including going 2-for-2 on 3-pointers. He is currently fourth on the Texas Tech single-season list with 63 blocks this season. Tony Battie has the single-season record with 71 blocks in the 1996-97 season. Owens, who has had at least one block in all 26 games this season, has scored in double figures in five of the last seven Big 12 games and is currently averaging 8.9 points, 5.7 rebounds and 2.4 blocked shots through 13 conference games. He has 31 blocks in Big 12 play and is fifth in the conference with a 56.7 shooting percentage. Owens, who led the BIG EAST in blocks the past two seasons while playing at St. John's, established a new Texas Tech single-game record with eight blocks in the win over Memphis on Dec. 1 in Miami after starting his Red Raider career with six blocks against Incarnate Word in the season opener. He had a season-high 18 points against Southern Cal and recorded the team's first double-double with 13 points and 11 rebounds in his eight-block performance against Memphis. Owens transferred to Tech after playing his freshman season at Tennessee and then two years at St. John's. He came to Lubbock with 179 blocked shots and now has 242 in his career.

Mooney scored nine points against Baylor after going 5-for-5 on 3-pointers in a 15-point performance at Oklahoma State. He now has three games in his collegiate career with five 3-pointers and has 29 this season for the Red Raiders. His conference season has been highlighted by scoring a season-high 22 points against Texas where he was 8-for-10 from the field with three 3-pointers before his 18 points in a 7-for-12 performance against the Horned Frogs. He opened Big 12 play with 14 points in both games against KSU and WVU before scoring seven in the first matchup against OU. Through 13 conference games, he is now averaging 10.9 points, 2.5 rebounds, 1.5 steals and 2.2 assists per game in Big 12 play. An Illinois native, Mooney started his career at Air Force before playing two seasons at South Dakota where he led his team in scoring both years. He is shooting 43.7 percent from the field this season, has scored in double figures in 14 games and leads the team with 46 steals after having 13 in the past five games. Mooney transferred to Tech having recorded 1,480 points, 166 steals and 228 assists at Air Force and South Dakota. He now has 1,756 points, 212 steals and 302 assists in his collegiate career.

Odiase has made 99 career starts as a Red Raider and is currently averaging 6.6 rebounds per game in the last five contests after securing back-to-back double-digit rebounding performances with 11 rebounds at OU after having 10 against West Virginia. Odiase also had seven rebounds in the first game against the Jayhawks. He had a season-high nine points against the Mountaineers and has played in 114 career games coming into Saturday's contest against KU. The career resume boasts 524 rebounds, 570 points and 69 blocked shots in his career as a Red Raider that includes two trips the NCAA tournament. A Fort Worth native, Odiase is averaging 3.9 points and 5.1 rebounds per game in his senior season and is shooting 52.2 percent from the field. He had a career-high 13 rebounds in the win over Southeastern Louisiana on Nov. 13 after a 10-rebound performance against Mississippi Valley State. Odiase scored seven points to go along with his seven rebounds against Duke after going 3-for-4 from the field.

Francis is currently averaging 5.9 points, 2.4 rebounds and 1.5 assists per game and is fourth on the team with 28 3-pointers this season after hitting two against Baylor. He was coming off a week where he scored a season-high 16 points against West Virginia after going 7-for-10 from the field and then had 11 points with three 3-pointers at Oklahoma. A reserve in 25 of 26 games this season with an average of 23.5 minutes per game, Francis had three points and two rebounds in the first game against Kansas this season. He had scored his previous season-high 14 points against Baylor by going 4-for-8 from the field and 3-for-5 from the free-throw line in the game. A Dominican Republic native, he started his career at Florida before transferring to Lubbock where he averaged 5.1 points per game with 33 3-pointers as a junior during the Elite 8 run, including a career-high 17 points in the win over West Virginia. Francis scored 13 points in the opener against UIW and would contribute 10 points and a career-high six assists in the neutral-court win over Memphis. He has scored 342 points in 63 games in his career for the Red Raiders.

Kyler Edwards hit two 3-pointers and finished with seven points in the win over Baylor last Saturday after he recorded a career-high six assists and added eight points in the win over OU two games prior. Edwards leads the TTU reserves with 6.0 points and 1.4 assists per game in his freshman season. He has scored nine points in two conference games so far, first in the home game against KSU and then against Iowa State before going 3-for-3 from the field for eight points in Norman. A guard from Arlington, he has scored nine or more points in eight games this season and has recorded four double-digit scoring performances. Edwards recorded a career-high 19 points against Northern Colorado where he went 7-for-7 from the field with four 3-pointers. He is shooting 40.8 percent from the field with 18 3-pointers and has provided 10 assists in the past four games. Texas Tech sophomore Deshawn Corprew is averaging 5.6 points and 3.8 rebounds per game after scoring eight points against OSU and 10 points against WVU on a 3-for-3 shooting performance from the field. Corprew, who has made 10 of his last 14 shots from the field, was 3-for-3 at the free-throw line and finished with five points and three rebounds against Baylor. A transfer from South Plains College, he recorded a double-double with 13 points and 10 rebounds against UTRGV. Corprew, who made his first career start in that game against UTRGV, was 6-for-8 from the field to match a previous career-high of 13 points that he also had against Northern Colorado. Corprew has 10 rebounds in the past four games and now has 35 through the first 13 games Big 12 play. Avery Benson scored a career-high five points against Baylor after recording a career-high three steals in 11 minutes against WVU, while Parker Hicks scored a career-high with five points against the Mountaineers. Hicks was 2-for-4 from the field, including hitting one of the eight 3-pointers by the Red Raiders in the 31-point win. Last Monday, the Tech basketball program announced that freshman Khavon Moore will not play in any remaining games this season and will seek a medical hardship.

COVERING TECH: The Red Raiders and Jayhawks will be featured on ESPN with Mark Neely and Fran Fraschilla calling the game. On the radio, ESPN Radio will be broadcasting with Bob Valvano and Bill Rosinski on the call and Geoff Haxton and Chris Level will broadcast on Texas Tech Sports Network's flagship station Double T 97.3 in Lubbock. Fans can interact with the broadcast by following @GunsUpRadio on Twitter.

G1 TEXAS TECH 87, INCARNATE WORD 37 (November 6, 2018)

(1-0) RED RAIDERS OPEN SEASON WITH 50-POINT WIN OVER INCARNATE WORD CARDINALS

LUBBOCK, Texas — Jarrett Culver led Texas Tech with 16 points, Tariq Owens had six blocks and Matt Mooney contributed 12 points and six assists to help lead the Red Raiders to an 87-37 season-opening win over Incarnate Word on Tuesday at the United Supermarkets Arena.

Texas Tech (1-0) held UIW (0-1) to only seven points in the second half with the Cardinals being limited to shooting 3-for-30 from the field and 0-for-9 on 3-pointers. With the defense putting on pressure, the Red Raider offense knocked down six 3-pointers and shot 19-for-30 (63.3 percent) to post the largest season-opening win since a 119-55 win over UNC-Ashville to begin the 2003-04 season. The Red Raiders, who finished with 11 blocked shots as a team which was one off the program record, have now won 19-straight season openers and extended their non-conference home winning streak to 39 games after outscoring UIW by a 48-7 margin in the second half.

"We had some hard words to the guys at half time," Texas Tech coach Chris Beard said. "We weren't pleased. We made some adjustments, but you have to give the players credit. It starts with those four seniors. They knew what was coming. They knew we didn't play our best in the first half. You have to have guys that want to be coached, that's the first thing. But then again, you have to give Incarnate Word credit, they

spaced it out the first half. They shot a good percentage and they had a player get really hot. It isn't always what you did bad, sometimes it is about understanding the opponents pretty good too."

Culver shot 6-for-10 from the field with two 3-pointers for his team-leading 16 points and also added four assists, while Owens was only one blocked shot away from matching the Texas Tech program record of seven set by Will Flemons in 1990 against Texas A&M. Owens, a graduate transfer from St. John's, is coming off a season where he had 94 blocks and now has 185 in his career. His career-high is eight last year in a game against Georgetown and he is now one of nine players in Texas Tech history to have six or more blocks in a game.

"Tariq has the chance to become one of the best defensive players in college basketball," Beard said. "He has a special gift. It isn't just the ability to get up there and block the shot, it's the anticipation, intelligence, toughness, athleticism, and preparation."

Tech finished with five players recording blocks, including two from Norense Odiase who led the team with six rebounds. The 11 blocks by the Red Raiders were only behind 12-block games against Texas Southern (2013) and Pepperdine (1998).

Brandone Francis would add 13 points and five rebounds for

the Red Raiders in the first game of his senior season after having two 3-pointers, and freshman Kyler Edwards gave Tech four double-digit scorers when he hit a shot with 4:34 to play to give him 10 points in his debut. Mooney and Francis led the team with three steals each, while Davide Moretti added nine points and six assists, starting with a lob pass to Owens for a dunk on the opening possession and then drilling a 3-pointer on the next trip down the court. The Red Raiders started the season on a 9-0 run to start the game before UIW kept it close throughout the opening half. Culver would hit a 3-pointer with four seconds remaining in the opening half as Tech took a 39-30 lead into the locker room. Moretti's six assists matched his previous career-high against Wofford in his freshman season.

Edwards led Texas Tech at halftime with eight points, while Mooney, Culver and Moretti each had seven. The Red Raiders, who started the game on the 9-0 run, shot 55.6 percent in the first half.

A nine-point advantage at halftime would turn into a 50-point win for the Red Raiders with the combination of a strong shooting performance and stifling defense over the final 20 minutes. Texas Tech opened the second half on a 17-2 run that started on an Owens dunk like in the first half and included two 3-pointers from Culver and one from Francis as the lead grew to 56-32 with 15:13 remaining in the game. Another run, this time a 15-0 one, saw 3s from Moretti and Francis along with a dunk by Odiase.

Texas Tech will return to action at 8 p.m. on Friday against Mississippi Valley State in its second of three home games to begin the season at the United Supermarkets Arena. The Red Raiders are now 34-4 in home games with Beard as head coach.

POSTGAME QUOTES

Brandone Francis

On the offensive surge in the second half:

"First of all, if you noticed, it started on defense. We kind of held it up back at halftime and coach talked to us about it. We just brought a whole other intensity. Then the floor had a couple steals and things got going defensively. That is what started for us."

On how steals and blocks energized the team:

"He gets us going, we need Norense Odiase to be a tough defender, especially myself. "I got your back, I got your back. I stay low and I think Odiase got way better defensively and he's trying. I'm proud of him."

Tariq Owens

On having six blocks in tonight's game:

"We did a good job as a team. Everybody is flying around, and it makes things easier. Speeding the defense up, it makes my job easier and you see me coming. It is easier for me to get there."

On TTU's defensive helping Owens play tonight:

"It gave us energy. Centers down the floor, flying. A lot of plays with a lot of balls. You know, send us down to transition. Plays like that give us energy. Getting steals, getting blocks, it's all the energy and effort plays that will have things right."



Official Basketball Box Score -- Game Totals -- Final Statistics

UIW vs Texas Tech

11/6/18 6:30 p.m. at Lubbock, TX (United Supermarkets Arena)

UIW 37 • 0-1

#	Player	Total			3-Ptr			Rebounds			PF	TP	A	TO	Blk	Stl	Min
		FG	FGA	FT	FGA	FTA	FT	Off	Def	Tot							
04	Peavy, Christian	* 1-3	0-0	0-0	0-0	0-0	0-0	3	0	3	3	2	0	4	0	0	11
10	Graham, Cody	* 1-5	0-1	0-0	1-5	0-1	0-0	1	3	4	1	2	0	3	0	2	30
12	Ene, Augustine	* 0-2	0-1	0-0	0-0	0-1	0-0	0	1	1	3	0	2	3	1	2	22
13	Brown, Charles	* 2-4	0-0	1-2	0-0	0-1	1-1	1	1	1	1	5	0	2	0	0	18
20	Taylor, Morgan	* 3-11	0-1	3-5	0-0	2-2	2-2	3	9	2	3	9	2	5	0	1	37
01	Smith, Antoine	5-9	2-3	4-4	2-2	2-4	1-1	16	0	1	1	16	0	1	1	0	31
02	Caruso, Jordan	1-2	0-1	0-0	1-1	1-2	0-0	2	1	5	0	2	1	5	0	0	17
05	Wilbert, Romello	0-6	0-3	0-0	3-1	4-4	3-0	0	1	2	0	0	1	2	0	2	19
23	Kite, Jorden	0-3	0-3	0-0	0-0	0-0	0-0	0	0	0	0	0	0	1	0	0	5
24	Davis, Bryce	0-4	0-0	1-2	0-1	1-1	5-1	1	1	1	5	1	1	1	0	0	10
Team								5	1	6							
Totals		13-49	2-13	9-13	15	13	28	20	37	7	29	2	7	200			
FG % 1st Half: 10-19		52.6%	2nd half 3-30	10.0%	Game: 13-49	26.5%	Deadball Rebounds 2										
3FG % 1st Half 2-4		50.0%	2nd half 0-9	0.0%	Game: 2-13	15.4%											
FT % 1st Half: 8-11		72.7%	2nd half 1-2	50.0%	Game: 9-13	69.2%											

Texas Tech 87 • 1-0

#	Player	Total			3-Ptr			Rebounds			PF	TP	A	TO	Blk	Stl	Min
		FG	FGA	FT	FGA	FTA	FT	Off	Def	Tot							
11	Owens, Tariq	* 2-2	0-0	1-2	0-0	2-2	4-5	1	1	6	0	10					
13	Mooney, Matt	* 5-8	2-4	0-0	0-3	3-3	2-12	6	2	0	3	25					
23	Culver, Jarrett	* 6-10	2-4	2-3	2-1	3-3	0-16	4	2	1	1	27					
25	Moretti, Davide	* 3-7	1-5	2-2	1-3	4-2	9-6	0	0	1	28						
32	Odiase, Norense	* 2-3	0-0	0-0	2-5	7-3	4-0	3	2	1	20						
00	Edwards, Kyler	4-9	0-2	2-2	2-0	2-2	0-10	1	1	0	22						
01	Francis, Brandone	5-8	2-3	1-2	0-5	5-2	13-1	0	0	0	3	27					
03	Corprew, Deshawn	3-4	1-2	0-0	1-2	3-2	7-0	0	2	0	0	10					
10	Ondigo, Malik	0-2	0-1	2-2	1-2	3-1	2-0	2	2	1	0	12					
20	Hicks, Parker	1-1	1-1	0-0	0-0	0-0	0-3	0	0	0	0	4					
24	Benson, Avery	1-1	0-0	0-0	0-1	1-0	2-0	0	1	0	6						
30	Sorrells, Andrew	1-1	0-0	0-0	0-0	0-0	2-0	0	0	0	1	4					
35	Mballa, Josh	1-1	0-0	0-0	1-0	1-1	0-2	0	0	0	1	5					
Team								1	0	1							
Totals		34-57	9-22	10-13	11	24	35	16	87	19	14	11	13	200			
FG % 1st Half: 15-27		55.6%	2nd half 19-30	63.3%	Game: 34-57	59.6%	Deadball Rebounds 3										
3FG % 1st Half 3-9		33.3%	2nd half 6-13	46.2%	Game: 9-22	40.9%											
FT % 1st Half: 6-7		85.7%	2nd half 4-6	66.7%	Game: 10-13	76.9%											

Officials: Gerry Pollard, Chance Moore, Jon Stigliano
Technical fouls: UIW-None. Texas Tech-None.
Attendance: 10198

Score by periods	1st	2nd	Total
UIW	30	7	37
Texas Tech	39	48	87

Last FG - UIW 2nd-04:51, TTU 2nd-00:38.
Largest lead - UIW None, TTU by 50 2nd-00:38.

	Points	In Paint	T/O	2nd Chance	Fast Break	Bench
UIW	12	13	9	2	19	
TTU	42	36	15	14	41	

Score tied - 0 times.
Lead changed - 0 times.

G2 TEXAS TECH 84, MISSISSIPPI VALLEY STATE 52 (November 9, 2018)**(2-0) RED RAIDERS ROLL TO 40TH STRAIGHT NON-CONFERENCE HOME WIN**

LUBBOCK, Texas – Davide Moretti scored a career-high 17 points and Deshawn Corprew added 11 points and eight rebounds to help lead Texas Tech to an 84-52 non-conference win over Mississippi Valley State on Friday at the United Supermarkets Arena.

The Red Raiders (2-0) won their 40th straight non-conference home game with the 32-point victory where they limited the Delta Devils (0-2) to 33.3 percent shooting and forced 12 turnovers. Texas Tech has not lost a non-conference home game now since Dec. 30, 2013 and coach Chris Beard is now 21-0 in those games.

Moretti, a sophomore from Italy, would also set a new career-high with five 3-pointers in the game and added four assists and two rebounds. Moretti led the Red Raiders with 14 points at halftime after going 4-for-5 on 3-pointers. His previous career-best was 14 points last season against Florida Atlantic.

"I was just making shots," Moretti said. "My teammates helped me a lot with about five assists in the first half. I mean, that was confidence. My teammates were giving me wide-open shots."

"That's what Moretti is supposed to do," Beard said. "He is a good shooter when his teammates get him wide open shots

and the offense produces shots. I think he is a 40-45 percent shooter. We are looking for him to get more consistent this year, he helped us out a lot last year as a freshman learning how to play on this level. He is a guy I pull for."

Norense Odiase would add a team-high 10 rebounds and also scored eight points, while Jarrett Culver went for 12 points, five assists and four rebounds in the second game of his sophomore season. Odiase, who also led the team with seven rebounds in the opener against Incarnate Word, had four of his rebounds on the offensive side of the court along with two blocked shots. Corprew, a sophomore in his first season at Texas Tech after transferring from South Plains College, scored seven of his 11 points in the second half after scoring seven in the game against UIW.

Texas Tech finished the game with eight 3-pointers and was 32-for-64 (50 percent) from the field. The Red Raiders owned the glass with a 49-25 rebounding advantage, including seven rebounds from Tariq Owens who would also add nine points, two assists and one blocked shot. Matt Mooney led the Red Raiders for the second straight game in assists, finishing with six assists along with scoring eight points and securing five rebounds. Malik Ondigo also had a career night with eight points and five rebounds, while Kyler Edwards went for nine points after opening his freshman season with 10 against UIW.

Odiase and Owens each had six points each as the Red

Raiders took a 43-20 lead at halftime. Odiase led the team with seven rebounds through 20 minutes and also had two blocks, while Mooney went into the break with five assists.

NOTES

Texas Tech has scored on the opening possessions in both games this season with an inside shot and then a 3-pointer. . . Owens would score the opening points for the second straight game and was followed by Mooney knocking down a 3-pointer. Against UIW, Owens had a dunk to start the game and was followed by Moretti hitting a 3-pointer... Texas Tech has started the first two games of the season with 9-0 runs... Texas Tech led by 23 at halftime after hitting five 3-pointers and shooting 53.3 percent from the field.

POSTGAME QUOTES

Coach Chris Beard

On Davide Moretti's performance against Mississippi Valley State:

"That's what Moretti is supposed to do. He is a good shooter when his teammates get him wide open shots and the offense produces shots. I think he is a 40-45 percent shooter. We are looking for him to get more consistent this year, he helped us out a lot last year as a freshman learning how to play on this level. He dedicated himself this summer to his national team while staying in town with his teammates in Lubbock. He is a guy I pull for. When he shoots the ball every time I think it is going in because I know what this guy does behind the scenes. He is a guy that takes 400-500 shots a day and never takes a day off. I got a lot of respect for him."

On the play of Malik Ondigo and Deshawn Corprew:

"Malik played well tonight he is talents and Corprew is doing everything he can to contribute to the team he has three years of eligibility left. They are our first guys coming off of the bench. They played great tonight."

On Odiase against the Delta Devils:

"I think Norense played great tonight right around a double-double. If the game would not have been so large he would of played more and got a double-double. I think he is a rim protector. Everyone associated block shots with Tariq but he is an explosive athlete. He is one of the better defensive players in the Big 12."

Mississippi Valley State coach Andre Payne

On playing against Texas Tech:

"They are so diverse, they can beat you from the perimeter from shooting 3s. Culver is outstanding off the dribble. They have an attack game. The point guard is solid and Odiase is a big man in the middle who can get in there and bang. I'm not quite sure the depth, but the first seven or eight guys they play are pretty tough guys."



Official Basketball Box Score -- Game Totals -- Final Statistics
VALLEY vs Texas Tech
11/9/18 8 p.m. at Lubbock, Tx (United Supermarkets Arena)

VALLEY 52 • 0-2

#	Player	Total		3-Ptr	Rebounds			PF	TP	A	TO	Blk	Stl	Min
		FG	FGA	FG-FGA	FT	FTA	Off Def Tot							
11	MITCHELL, Marcus	f	2-9	0-3	1-2	1	5 6	4	5	2	2	1	1	21
10	EJEH, Emmanuel	c	0-2	0-0	0-0	0	1 1	4	0	1	1	0	0	15
01	SCOTT, Dante	g	1-11	1-6	4-4	0	3 3	0	7	1	2	0	0	31
03	EVANS, Jordan	g	6-11	4-6	0-0	0	0 0	2	16	0	2	0	2	25
05	ECKWOOD, Tereke	g	1-3	0-1	0-0	0	3 3	2	2	0	2	0	0	23
00	BARNES, Zachary		0-1	0-1	0-0	0	0 0	0	0	0	0	0	0	4
02	SIMMONS, Torico		1-3	1-2	2-2	0	0 0	1	5	2	0	0	0	17
12	HUNT, Lorenzo		1-2	0-0	0-0	1	3 4	1	2	2	1	0	0	15
15	GREEN, Michael		6-11	3-4	0-0	1	0 1	1	15	0	1	0	1	29
20	LUCIEN, Fritz		0-0	0-0	0-0	0	0 0	1	0	0	0	0	0	2
21	RUCKER, Patrick		0-0	0-0	0-0	1	0 1	0	0	0	0	0	0	6
23	ALLEN, Lacurtis		0-1	0-0	0-0	1	2 3	2	0	0	0	0	1	12
	Team						2 1 3			1				
Totals			18-54	9-23	7-8		7 18 25	18	52	8	12	1	5	200

FG % 1st Half: 8-25 32.0% 2nd half: 10-29 34.5% Game: 18-54 33.3%
3FG % 1st Half: 1-9 11.1% 2nd half: 8-14 57.1% Game: 9-23 39.1%
FT % 1st Half: 3-4 75.0% 2nd half: 4-4 100.0 Game: 7-8 87.5%

Deadball
Rebounds
0

Texas Tech 84 • 2-0

#	Player	Total		3-Ptr	Rebounds			PF	TP	A	TO	Blk	Stl	Min
		FG	FGA	FG-FGA	FT	FTA	Off Def Tot							
11	Owens, Tariq	f	4-5	0-1	1-1	1	6 7	1	9	2	1	1	0	23
32	Odiase, Norense	c	1-3	0-0	6-9	4	6 10	2	8	1	0	2	0	22
13	Mooney, Matt	g	3-7	2-3	0-0	0	5 5	0	8	6	2	0	0	24
23	Culver, Jarrett	g	5-14	0-1	2-3	4	0 4	1	12	5	1	0	0	27
25	Moretti, Davide	g	6-9	5-7	0-0	0	2 2	2	17	4	1	0	0	28
00	Edwards, Kyler		4-5	0-1	1-6	1	2 3	1	9	1	2	0	1	24
01	Francis, Brandone		0-4	0-3	0-0	0	1 1	1	0	1	1	0	0	7
03	Corprew, Deshawn		5-9	1-2	0-0	3	5 8	2	11	0	0	0	0	17
10	Ondigo, Malik		3-5	0-0	2-2	4	1 5	1	8	0	0	0	0	11
20	Hicks, Parker		1-2	0-1	0-0	1	0 1	0	2	0	1	0	0	4
24	Benson, Avery		0-0	0-0	0-0	0	0 0	0	0	1	0	0	0	5
30	Sorrells, Andrew		0-0	0-0	0-0	0	0 0	0	0	0	0	0	0	4
35	Mbaila, Josh		0-1	0-0	0-0	0	2 2	0	0	0	0	0	0	4
	Team						1 1 2							
Totals			32-64	8-19	12-21	19	31 50	11	84	21	9	3	1	200

FG % 1st Half: 16-30 53.3% 2nd half: 16-34 47.1% Game: 32-64 50.0%
3FG % 1st Half: 5-12 41.7% 2nd half: 3-7 42.9% Game: 8-19 42.1%
FT % 1st Half: 6-12 50.0% 2nd half: 6-9 66.7% Game: 12-21 57.1%

Deadball
Rebounds
4

Officials: Darron George, Antinio Petty, Craig Murley
Technical fouls: VALLEY-None. Texas Tech-None.
Attendance: 9873

Score by periods	1st	2nd	Total
VALLEY	20	32	52
Texas Tech	43	41	84

Points	In	Off	2nd	Fast	Bench
VALLEY	12	9	4	2	22
TTU	38	18	17	2	30

Last FG - VALLEY 2nd-00:09, TTU 2nd-00:33.
Largest lead - VALLEY None, TTU by 36 2nd-02:59.

Score tied - 0 times.
Lead changed - 0 times.

G3 TEXAS TECH 59, SOUTHEASTERN LOUISIANA 40 (November 13, 2018)

(3-0) ODIASE, CULVER LEAD RED RAIDERS TO 19-POINT WIN OVER LIONS TO COMPLETE HOME STAND

LUBBOCK, Texas — Texas Tech senior Norense Odiase secured a career-high 13 rebounds in his 92nd career game and Jarrett Culver scored a season-high 21 points to help lead the Red Raiders to a 59-40 non-conference win over Southeastern Louisiana on Tuesday at the United Supermarkets Arena.

Texas Tech (3-0) has now won 41 straight non-conference home games and has outscored its first three opponents by a 33.7 scoring margin to begin the season. The Red Raiders have still not trailed in a game this season and are 3-0 for the third straight season under head coach Chris Beard who is also now 22-0 in non-conference home games at Tech.

"The first season, within the season, was this three-game home stand," Beard said. "We are pleased to be 3-0 and are looking forward to getting to Kansas City and having an opportunity to compete for our first championship of the season in the four-team tournament. We didn't play our best game tonight where we had a lot of open shots and just didn't make them and other parts of our game didn't pick us up. Defensively, we were good for the most part, but offensively it wasn't one of our better efforts. You have to give them credit though, they are well-coached and are a good team. They came in here and played hard"

Culver was 8-for-12 from the field with two 3-pointers for his fifth career game over 20 points and just five back of his career-high of 26 last season at West Virginia. The sophomore from Lubbock led the Red Raiders at halftime with 14 points after shooting 5-for-6 from the field, including a jumper with two seconds remaining in the half to give the team the 13-point advantage after 20 minutes. The Red Raiders started the game on an 18-3 run that began on the with a Matt Mooney jumper and grew to 15 on a Culver jumper.

"My teammates got me open and made plays for me," Culver said. "I was just letting the game come to me and being patient like Coach always tells me. I have a lot of confidence in my team. That just comes from our daily work. Everybody's in the gym every day, everybody watches film, and I have a lot of confidence that every game everybody's going to come and play hard."

Odiase, who had a previous career-best of 12 rebounds against Seton Hall last season, now has six games of double-figure rebounding in his career. He would grab nine rebounds in the first half against the Lions who were out-rebounded in the game by a 38-25 margin. Odiase would add six points to his rebounding total, while Davide Moretti went for eight points after hitting two shots and going 4-for-4 from the free-throw line. Mooney and Culver led the team with four assists each and Deshaun Corprew led the reserves with six points and three rebounds.

Culver is now averaging 16.3 points per game this season, while Mooney leads the team with 16 assists through three games. Tariq Owens added three blocks in the win over SLU and now has 10 on the season. The Red Raiders finished the game shooting only 42.3 percent from the field, but limited the Lions to 26.1 percent and forced 15 turnovers. Tech would lead by as many as 24 points in the game.

Moses Greenwood led the Lions with 13 points and six rebounds, while Parker Edwards hit two 3-pointers and scored 11. SLU, which won the Southland Conference regular-season last year, falls to 1-3 but those losses are to LSU, Nebraska and now the Red Raiders.

The Red Raiders will now travel to Kansas City where it will play Southern Cal on Monday at the Hall of Fame Classic at the Sprint Center. The Red Raiders and Trojans will then play either Nebraska or Missouri State on Tuesday to complete the event. Texas Tech will return home to host Northern Colorado on Saturday, Nov. 24 at the United Supermarkets Arena.

POSTGAME QUOTES

Chris Beard | Texas Tech Head Coach

On his ability to play multiple lineups throughout the game: "One of the things we have on this team is a lot of different pieces. I think we can play small ball and put five shooters out there, but we're obviously starting two bigs with Norense and Tariq, and we'll even play Malik, Norense and Tariq together and get really big if need be. So tonight, just at different parts of the game and because of the way the game was going, we went with that smaller lineup and it helped us a little bit and we finished the game with Norense cause he was doing such a great job rebounding."

On his thoughts about the game against SLU:

"We played nine players in the game basically and only three guys shot 50%. If you're trying to shoot 50% as a team, everyone has to make their shots and tonight only 3 of 9 made their shots. Again, you can't always depend on jump shooting, tonight shots weren't going down and we just got to figure out ways to get to the free throw line more, we've got figure out how to get more offensive baskets as our worse offensive rebounding effort. I'll have to watch the film and try to figure out why. But it's nice to see our defense carry us on a night where we really needed it."

Norense Odiase

On his mentality on rebounding and playing defense:

"Just across the board it's just like every game. I was fortunate enough to corral on this game, so whatever helps the team. We didn't give up many layups, so that was good. We walled up, and early on we didn't do much fouling, so that really helped us early on."

On the first three games of the season:

"Every day is a different struggle, every game and opponents. It's kind of different, but we've been okay we just have to keep getting better as the season keeps going, so that when we come to Big 12 we'll be full up and ready to go. Shots fall some games, shots fall some other games, but tonight they didn't fall for us. We just have to know how to grind it out and get those tough wins in different ways." Keep moving the ball, don't get stagnant and don't settle for three's and get to the free throw line early in each half, so that's what we harped on."



Official Basketball Box Score -- Game Totals -- Final Statistics

SLU vs Texas Tech

11/13/18 6:30 p.m. at Lubbock, Tx (United Supermarkets Arena)

SLU 40 • 1-3

#	Player		Total		3-Ptr		Rebounds			PF	TP	A	TO	Bk	Stl	Min
			FG	FGA	FG	FGA	FT	FTA	Off							
00	Veal,Marlain	*	2-9	1-7	2-2	0	2	2	4	7	2	5	0	2	27	
05	Brown,Kajon	*	0-3	0-2	0-0	1	0	1	3	0	0	1	0	0	10	
10	Julien,Von	*	1-7	1-4	1-2	0	4	4	2	4	2	2	0	1	36	
13	Greenwood,Moses	*	4-6	1-1	4-4	1	5	6	4	13	0	4	1	0	32	
24	Charleston,Keith	*	0-5	0-4	0-0	0	4	4	2	0	1	1	0	0	31	
01	Saunders,Jeremiah		0-0	0-0	0-0	0	0	0	0	0	0	0	0	0	1	
04	Edwards,Parker		3-8	2-6	3-3	0	2	2	1	11	0	0	0	0	18	
04	West,D'Angelo		0-2	0-2	0-2	0	0	0	0	0	0	1	0	0	9	
12	Strange,Matthew		0-0	0-0	0-0	0	0	0	0	0	0	0	0	0	1	
20	Gonzalez,Brandon		0-0	0-0	0-0	0	0	0	0	0	0	0	0	0	2	
22	Bosetta,Patrick		0-0	0-0	0-0	0	0	0	0	0	0	0	0	0	1	
23	Thomas,Quinton		1-3	0-2	0-1	0	2	2	1	2	2	0	0	1	17	
25	Brewer,Ty		1-3	0-1	1-4	1	2	3	1	3	0	0	0	0	15	
Team						0	1	1								
Totals			12-46	5-29	11-18	3	22	25	18	40	7	15	1	4	200	

FG % 1st Half:	6-21	28.6%	2nd half:	6-25	24.0%	Game:	12-46	26.1%	Deadball Rebounds 5
3FG % 1st Half:	3-11	27.3%	2nd half:	2-18	11.1%	Game:	5-29	17.2%	
FT % 1st Half:	4-7	57.1%	2nd half:	7-11	63.6%	Game:	11-18	61.1%	

Texas Tech 59 • 3-0

#	Player		Total		3-Ptr		Rebounds					PF	TP	A	TO	Bk	Stl	Min
			FG-FGA	FG-FGA	FT-FTA	Off	Def	Tot										
11	Owens,Tariq	*	1-4	0-0	1-2	1	1	2	2	3	0	1	3	0	19			
13	Mooney,Matt	*	3-10	0-3	1-4	1	4	5	3	7	4	3	0	2	26			
23	Culver,Jarrett	*	8-12	2-5	3-4	0	4	4	3	21	4	1	1	0	31			
25	Moretti, Davide	*	2-8	0-4	4-4	0	0	0	3	8	1	1	0	3	26			
32	Odiase,Norense	*	3-3	0-0	0-0	0	13	13	2	6	0	3	0	0	22			
00	Edwards,Kyler		1-4	1-1	0-0	0	1	1	0	3	0	0	0	1	18			
01	Francis,Brandone		2-6	1-3	0-0	1	2	3	3	5	2	2	0	0	23			
03	Corprew,Deshaun		2-2	1-1	1-2	1	2	3	1	6	1	0	0	0	16			
10	Ondigo,Malik		0-1	0-1	0-0	0	2	2	0	0	0	0	0	0	7			
20	Hicks,Parker		0-0	0-0	0-0	0	2	2	0	0	0	0	0	0	2			
24	Benson,Avery		0-1	0-0	0-0	1	0	1	1	0	0	0	1	0	4			
30	Sorrells,Andrew		0-1	0-1	0-0	0	0	0	0	0	0	0	0	0	3			
35	Mbaila,Josh		0-0	0-0	0-0	0	0	0	1	0	0	0	0	0	3			
Team						0	2	2						1				
Totals			22-52	5-19	10-16	5	33	38	19	59	12	12	5	6	200			

FG % 1st Half:	12-26	46.2%	2nd half:	10-26	38.5%	Game:	22-52	42.3%	Deadball Rebounds 9
3FG % 1st Half:	3-10	30.0%	2nd half:	2-9	22.2%	Game:	5-19	26.3%	
FT % 1st Half:	5-10	50.0%	2nd half:	5-6	83.3%	Game:	10-16	62.5%	

Officials: Doug Sirmons, Mike Roberts, Bret Smith
Technical fouls: SLU-None. Texas Tech-None.
Attendance: 8650

Score by periods	1st	2nd	Total
SLU	19	21	40
Texas Tech	32	27	59

Last FG - SLU 2nd-02:05, TTU 2nd-02:34.
Largest lead - SLU None, TTU by 24 2nd-02:34.

Points	In	Off	2nd	Fast	Bench
SLU	10	4	2	2	16
TTU	31	18	4	9	14

Score tied - 0 times.
Lead changed - 0 times.

(4-0) RED RAIDERS RALLY FROM 13 BACK FOR WIN OVER TROJANS AT HALL OF FAME CLASSIC

KANSAS CITY – Tariq Owens and Jarrett Culver scored 18 points each and Matt Mooney and Davide Moretti both went for 17 as Texas Tech stormed back from a nine-point halftime deficit to earn a 78-63 win over Southern Cal on Monday on the first day of the Hall of Fame Classic at the Sprint Center.

The Red Raiders (4-0) trailed by as many as 13 in the first half against the Trojans (2-2), but would respond by shooting 16-for-19 (84.2 percent) from the field and 5-for-6 on 3-pointers in the second half to advance to the Hall of Fame Classic Championship final where they will meet Nebraska at 8:30 p.m. on Tuesday at the Sprint Center.

"It's not easy not playing well and then flipping the script," Texas Tech head coach Chris Beard said. "We played really well in the second half shooting over 80 percent and only having three turnovers. You can beat a lot of teams like that. I learned that we can make adjustments and everything that I had hoped about our guys where they are grown men who want to be coached hard. Every team is a work in progress right now and trying to get better

and we're no different. Playing this type of competition in this venue gives us a chance to get better."

Culver would add a team-high nine rebounds and five assists to his 18 points, while Owens scored his season-high 18 points by going 7-for-10 from the field and 3-for-3 from the free-throw line. Mooney would also notch a season-high with his 17 points that came on a 6-for-12 shooting performance and knocking down two 3-pointers. Down 32-23 at halftime, Mooney would spark the team early in the second half with a layup followed by a 3-pointer to cut it to a 34-29 deficit just 1:40 in the half. Another Mooney layup was followed by two Culver free throws and a layup before Moretti drilled a 3-pointer to give the Red Raiders a 37-36 lead with 14:38 to play. Mooney scored 15 of his 17 points in the second half where he was 5-for-5 from the field.

"We were sluggish in the first half and that's just not us," Mooney said. "Us as seniors can't let that happen. We knew we had to bring energy in the second half and we were able to get some steals and get out in transition. Once we got some shots going it got contagious."

Moretti's 17 points matched his career-high that he set in the second game of the season and came with him

knocking down four shots and going 4-for-4 from the free-throw line. A sophomore from Italy, Moretti scored 13 of his 17 points in the second half and also finished the game with two assists. Owens scored 11 points in the second half where he was 4-for-4 from the field and 3-for-3 from the line. He had an emphatic dunk off a lob from Culver to give the Red Raiders a 59-53 that would grow to an 11-point lead with him hitting a layup to cap the 7-0 run.

"This was a real test for us," Owens said. "We've felt like we always had that leadership role but this game showed that we always have to be ready. As leaders and seniors, this showed us that we have to be ready to play every single game and all 40 minutes."

Texas Tech trailed 32-23 at halftime after being limited to 27.3 percent shooting from the field and only going 1-for-9 on 3-pointers. The Red Raiders, who had not trailed once throughout the first three games of the season, were down by as many as 13 in the opening half against the Trojans who were 6-for-12 on 3-pointers through 20 minutes. Owens led Texas Tech with seven points and four rebounds in the first half, while Culver had five points and two assists. The Trojans would take a 20-17 game into a 13-point deficit for the Red Raiders with a 10-0 run that included two 3-pointers. Tech ended the run with a Culver layup with 2:46 remaining in the half.

Boatwright had a half-high 10 points for USC and Porter was at eight points and three assists as the Trojans took the nine-point lead into halftime despite having 10 turnovers against the Red Raider defense.

"We didn't play very well in the first half," Beard said. "A lot of that was us, but you also have to give them some credit. We settled down in the second half. When you shoot over 80 percent and only have three turnovers in a half you're going to be successful a lot of times."

Texas Tech and Nebraska will meet for the 27th time on Tuesday, but the first since 2011 when the Red Raiders earned a 72-71 win in Lubbock. The Huskers (4-0) advanced to final with an 85-62 win over Missouri State on Monday led by Isaac Copeland Jr. who went for 23 points, seven rebounds and four assists. The Huskers shot 50.8 percent from the field in the game, including hitting 13 3-pointers.

"I've only seen Nebraska play one game on television and we'll dig in tonight," Beard said. "I know this, they are really good. They look to me to be a Sweet 16-type team on paper and then of course if you're that good you can win a couple more and make the final four. They have experience, guard play and we know that we'll have to play our best against them."



Official Basketball Box Score -- Game Totals -- Final Statistics
USC vs Texas Tech
 11/19/18 8:30 p.m. at Kansas City, Mo. (Sprint Center)

USC 63 • 3-1

#	Player	Total		3-Ptr		Rebounds			PF	TP	A	TO	Blk	Stl	Min
		FG	FGA	FG	FGA	FT	FTA	Off	Def	Tot					
31	Nick Rakocevic	f	3-5	0-0	3-4	3	6	9	4	9	0	4	1	2	30
00	Shaquan Aaron	g	1-4	1-3	3-4	0	4	4	2	6	0	1	0	0	23
02	Jonah Mathews	g	4-7	3-6	1-2	0	1	1	2	12	2	3	0	0	30
04	Kevin Porter Jr.	g	6-16	2-7	1-2	1	4	5	4	15	3	2	1	2	33
05	Derryck Thornton	g	0-0	0-0	0-0	0	2	2	0	0	4	5	0	0	19
01	Jordan Usher		1-3	0-0	0-0	0	2	2	3	2	0	0	0	0	19
03	Elijah Weaver		2-3	1-1	0-0	0	0	0	2	5	1	1	0	1	18
25	Bennie Boatwright		6-14	2-5	0-0	1	5	6	5	14	0	1	0	1	28
Team						0	2	2							
Totals			23-52	9-22	8-12	5	26	31	22	63	10	17	2	6	200
FG % 1st Half: 12-25		48.0%	2nd half 11-27	40.7%	Game: 23-52	44.2%									
3FG % 1st Half: 6-12		50.0%	2nd half 3-10	30.0%	Game: 9-22	40.9%									
FT % 1st Half: 2-4		50.0%	2nd half 6-8	75.0%	Game: 8-12	66.7%									
											Deadball Rebounds		4		

Texas Tech 78 • 4-0

#	Player	Total		3-Ptr		Rebounds			PF	TP	A	TO	Blk	Stl	Min
		FG	FGA	FG	FGA	FT	FTA	Off	Def	Tot					
11	Owens, Tariq	f	7-10	1-2	3-3	3	1	4	1	18	0	1	1	0	26
32	Odiase, Norene	c	1-4	0-0	2-4	1	0	1	1	4	0	0	1	0	18
13	Mooney, Matt	g	6-12	2-2	3-4	1	4	5	1	17	4	1	0	4	32
23	Culver, Jarrett	g	5-10	1-3	7-11	0	9	9	1	18	5	6	0	3	35
25	Moretti, Davide	g	5-9	2-3	5-6	0	3	3	4	17	2	2	0	1	34
00	Edwards, Kyler		0-1	0-1	0-0	0	2	2	1	0	2	1	0	1	14
01	Francis, Brandone		0-3	0-2	0-0	0	3	3	3	0	0	0	0	0	23
03	Corprew, Deshawn		1-4	0-2	2-2	0	1	1	1	4	0	0	0	1	13
10	Ondigo, Malik		0-0	0-0	0-0	0	0	0	0	0	0	0	0	0	5
Team						0	0	0							
Totals			25-53	6-15	22-30	5	23	28	13	78	13	11	2	10	200
FG % 1st Half: 9-33		27.3%	2nd half 16-20	80.0%	Game: 25-53	47.2%									
3FG % 1st Half: 1-9		11.1%	2nd half 5-6	83.3%	Game: 6-15	40.0%									
FT % 1st Half: 4-6		66.7%	2nd half 18-24	75.0%	Game: 22-30	73.3%									
											Deadball Rebounds		5,1		

Officials: Gerry Pollard, Keith Kimble, Bret Smith
 Technical fouls: USC-Nick Rakocevic. Texas Tech-None.
 Attendance:
 Flagrant 1 by USC #31 with 2:25 in 1st half.
 Texas Tech advances to play Nebraska in Hall of Fame Championship game.

Score by periods	1st	2nd	Total
USC	32	31	63
Texas Tech	23	55	78

	Points	In Paint	Off T/O	2nd Chance	Fast Break	Bench
USC	20	7	4	4	4	21
TTU	36	19	0	6	4	

Last FG - USC 2nd-01:46, TTU 2nd-00:19.
 Largest lead - USC by 13 1st-03:30, TTU by 15 2nd-00:19.

Score tied - 3 times.
 Lead changed - 8 times.

(5-0) TEXAS TECH WINS HALL OF FAME CLASSIC CHAMPIONSHIP TITLE OVER NEBRASKA

KANSAS CITY – Jarrett Culver matched a career-high with 26 points and Matt Mooney added 15 to help lead Texas Tech to the Hall of Fame Classic Championship title with a 70-52 win over No. 25 Nebraska on Tuesday at the Sprint Center.

The Red Raiders (5-0) earned the tournament title after limiting the Cornhuskers (4-1) to 37 points below their season average and having nine players score in the game. Texas Tech trailed early by as many as nine in the first half but would take a six-point halftime lead and never looked back as it led for 25:29. The Red Raiders have now won a regular-season tournament title for the second straight season after taking the Naismith Memorial Hall of Fame Tournament title last season with an 85-49 win over No. 20 Northwestern. Nebraska, which came into the game having scored over 80 in its previous four games, was the first ranked opponent for the Red Raiders this season and comes a year after Tech went 8-5 against opposition in the polls.

"We were really concerned with their offensive firepower and their ability to make the 3-point shot," said Texas Tech

coach Chris Beard who is now 50-24 as the program's head coach. "I thought our guys were locked in tonight, especially on a one-day prep. I'm really proud of our team and it's evident that we have a veteran team with these four seniors. We embraced the preparation."

Texas Tech opened the tournament in Kansas City with a 78-63 win over Southern Cal on Monday after beginning the season with three home wins. Mooney was also named to the all-tournament team after he scored 17 points against the Trojans, while Culver earned the top honors after going for 18 against USC and then dropping the 26 against the Cornhuskers.

Culver was named the Hall of Fame Classic Most Valuable Player after recording the sixth game of his career with 20 or more points. He was 9-for-18 from the field with three 3-pointers and five more point from the free-throw line. Tariq Owens secured a season-high eight rebounds and added two blocks, while Mooney had two steals and two assists to go along with his 15 points. Culver, who also had 26 points last season at West Virginia, also had six rebounds and two assists in the win.

Davide Moretti finished the game with eight points and two assists and Brandone Francis scored seven to lead

the bench which owned a 15-3 scoring advantage over Nebraska's bench on the night. Texas Tech owned a 38-29 rebounding advantage and limited the Cornhuskers to a 35.4 percent shooting and to a 5-for-23 performance on 3-pointers.

Texas Tech would take a 32-26 lead into halftime with Mooney scoring the final six points of the half on three layups to complete a first half where the Red Raiders trailed by nine early before four lead changes in the opening 20 minutes. Mooney led with nine points, including the six in the final 1:25 minutes of play to take a tied game to break with the Red Raiders up six. Francis added seven off the bench with a 3-pointer and two jumpers, while Culver had six points and three rebounds for the Red Raiders who would finish the half shooting 45.2 percent from the field.

Texas Tech was down 15-6 six minutes in the game before going on a 12-0 run to take a 18-15 lead on an Owens layup, an and-one from Mooney, two Culver free throws, Francis' 3-pointer and then a Deshaun Corprew layup. The run was shades of Monday's game against USC when the Red Raiders were down 13 before storming back to advance to the title game. Nebraska finished the first half shooting 37.5 percent from the field and were only 3-for-12 on 3-pointers. The Red Raiders were 1-for-5 from beyond the arc in the first half but owned inside with a 24-10 scoring advantage in the paint and a 20-13 rebounding margin.

The Red Raiders would never trail in the second half and were up double-digits for the first time when Culver hit a 3-pointer with 11 minutes remaining in the game. Mooney would add to the lead that was 11 with just over nine to play before a pair of Moretti free throws pushed the lead to 15 with 7:31 remaining. The largest lead of the game was at 17 points when Mooney hit a pair of free throws to increase the lead to 61-44 and the lead never went under 13 the rest of the way.



Official Basketball Box Score -- Game Totals -- Final Statistics

Texas Tech vs Nebraska

11/20/18 8:30 p.m. at Kansas City, Mo. (Sprint Center)

Texas Tech 70 • 5-0

#	Player		Total		3-Ptr		Rebounds			PF	TP	A	TO	Blk	Stl	Min
			FG-FGA	FG-FGA	FT-FTA	Off	Def	Tot								
11	Owens,Tariq	f	2-7	0-0	1-3	5	3	8	0	5	1	0	2	0	28	
32	Odiase,Norensse	c	0-0	0-0	1-2	0	1	1	3	1	0	0	0	1	7	
13	Mooney,Matt	g	5-11	0-3	5-5	0	3	3	2	15	2	3	1	2	34	
23	Culver,Jarrett	g	9-18	3-4	5-6	0	6	6	3	26	2	0	1	0	35	
25	Moretti,Davide	g	2-4	0-2	4-4	0	1	1	3	8	2	1	0	0	32	
00	Edwards,Kyler		1-3	0-0	0-0	0	3	3	1	2	1	0	0	0	17	
01	Francis,Brandone		3-8	1-2	0-0	2	2	4	3	7	1	1	0	0	24	
03	Corprew,Deshaun		1-2	0-0	0-0	2	4	6	1	2	1	0	0	0	12	
10	Ondigo,Malik		2-4	0-1	0-0	1	1	2	2	4	0	1	0	0	7	
20	Hicks,Parker		0-0	0-0	0-0	0	0	0	0	0	0	0	0	0	1	
24	Benson,Avery		0-0	0-0	0-0	0	0	0	0	0	0	1	0	0	1	
30	Sorrells,Andrew		0-0	0-0	0-0	0	0	0	0	0	0	0	0	0	1	
35	Mbilla,Josh		0-0	0-0	0-0	0	0	0	0	0	0	0	0	0	1	
Team						1	3	4				4				
Totals			25-57	4-12	16-20	11	27	38	18	70	10	11	4	3	200	

FG % 1st Half: 14-31 45.2% 2nd half: 11-26 42.3% Game: 25-57 43.9% Deadball Rebounds 1,1
 3FG % 1st Half: 1-5 20.0% 2nd half: 3-7 42.9% Game: 4-12 33.3%
 FT % 1st Half: 3-4 75.0% 2nd half: 13-16 81.3% Game: 16-20 80.0%

Nebraska 52 • 4-1

#	Player		Total		3-Ptr		Rebounds			PF	TP	A	TO	Blk	Stl	Min
			FG-FA	FG-FGA	FT-FTA	Off	Def	Tot								
14	Isaac Copeland Jr.	f	5-9	1-3	9-14	2	6	8	1	20	2	3	0	2	38	
15	Isaiah Roby	f	2-5	0-0	2-3	2	4	6	3	6	0	4	3	2	37	
00	James Palmer Jr.	g	5-13	2-8	1-2	0	2	2	5	13	1	4	0	0	27	
05	Glynn Watson Jr.	g	2-11	2-7	0-0	0	5	5	2	6	3	1	0	0	38	
12	Thomas Allen	g	2-6	0-2	0-0	0	0	0	0	4	0	1	0	1	36	
01	Amir Harris		0-0	0-0	0-0	0	0	0	0	0	0	1	0	1	9	
20	Tanner Borchardt		0-0	0-0	1-2	1	1	2	2	1	0	0	0	0	5	
25	Nana Akenten		1-4	0-3	0-0	0	2	2	3	2	0	0	0	0	10	
	Team					2	2	4	1							
Totals			17-48	5-23	13-21	7	22	29	17	52	6	14	3	6	200	

FG % 1st Half: 9-24 37.5% 2nd half: 8-24 33.3% Game: 17-48 35.4% Deadball Rebounds 4,2
 3FG % 1st Half: 3-12 25.0% 2nd half: 2-11 18.2% Game: 5-23 21.7%
 FT % 1st Half: 5-8 62.5% 2nd half: 8-13 61.5% Game: 13-21 61.9%

Officials: Doug Sirmons, Brian O'Connell, Bret Smith

Technical fouls: Texas Tech-None. Nebraska-TEAM.

Attendance: 6521

Championship game of the Hall of Fame Classic.

All tournament team: Bennie Boatwright (USC), Keandre Cook (MSU), Matt Mooney (TTU), Isaac Copeland (UN), Jarrett Culver (TTU) MVP.

Score by periods	1st	2nd	Total
Texas Tech	32	38	70
Nebraska	26	26	52

	Points	In Paint	Off T/O	2nd Chance	Fast Break	Bench
TTU	34	19	10	2	15	
NEB	18	8	3	4	3	

Last FG - TTU 2nd-01:31, NEB 2nd-02:39.
 Largest lead - TTU by 19 2nd-00:55, NEB by 9 1st-15:47.

Score tied - 4 times.
 Lead changed - 4 times.

(6-0) RED RAIDERS ROLL TO 31-POINT WIN OVER NORTHERN COLORADO AT HOME

LUBBOCK, Texas — Kyler Edwards didn't miss a shot and finished with a career-high 19 points while Jarrett Culver scored 20 and had six assists to lead Texas Tech to a 93-62 win over Northern Colorado on Saturday at the United Supermarkets Arena.

The Red Raiders (6-0) shot 60.7 percent from the field, including going 10-for-16 on 3-pointers as they extended their non-conference home winning streak to 42 games and handed the Bears (3-1) their first loss of the season and held them to 40 points below their season average. Texas Tech's shooting percentage was the best it had in a game since shooting 61.4 percent in a win over Idaho State on Nov. 25, 2016 and the first over 60 since last year against Northwestern.

"I was really pleased to get the win tonight," Texas Tech coach Chris Beard said. "They were a team that had our full respect and attention. They are a team that is set up to win games in March. They won 26 games last year. I thought our guys were dialed in for the most part with a couple of good days of preparation."

Edwards finished the game 7-for-7, including going 4-for-4 on 3-pointers while Deshawn Corprew also had a career-night with 13 points after going 6-for-7 from the field. A freshman from Arlington, Edwards came into the game averaging 4.8 points per game and with a season-best 10 points in the opener against Incarnate Word.

"It was just my night tonight," Edwards said. "It could have been anyone's night, but tonight was just my night. It just happen to be me tonight. Coach gives me confidence. He tells me my time is going to be coming one day, any game."

Culver, who was coming off matching his career-high with 26 on Tuesday against Nebraska, shot 7-for-10 in the game with two 3-pointers and Brandone Francis was 5-for-7 and finished with 11 to give the Red Raiders four double-digit scorers in the game where the team went 37-for-61 from the field. Matt Mooney and Davide Moretti added seven points each with Mooney also grabbing five rebounds. Norens Odiase also had five rebounds and Tariq Owens added two blocks for the Red Raiders.

Edwards and Corprew led a bench that owned a 51-3 scoring advantage over the UNC bench in the game.

Northern Colorado came into Lubbock averaging 101 points per game but were limited to 62 by the Red Raider defense which held the Bears to 19-for-55 shooting and to only 4-for-24 on 3-pointers. Texas Tech has now limited back-to-back opponents to game where they were held well below their season averages after also holding Nebraska to only 52 points on Tuesday.

Culver has now scored in double-digits in all six games this season and now has 26 in his career. His 20-point performance was the seventh time in 43 games and he is now averaging 18.8 points per game and leads the Red Raiders with 26 assists. A sophomore from Lubbock, he is also leading the team by shooting 54.1 percent from the field.

Texas Tech, which had 12 players score, finished the game with six blocks with two coming from Owens and one each from Odiase, Edwards, Corprew and Avery Benson. Owens now has 15 blocked shots through only six games. The Red Raiders led 43-30 at halftime and would cruise to the win after only having six turnovers in the game and forcing 16 from the Bears. The Red Raiders have won all six of their games by double-digits with three wins of over 30 or more points and are now winning by a 27.5 margin.

Edwards led the Red Raiders with 11 points in the first half after shooting 4-for-4 from the field, including going 3-for-3 on 3-pointers. Francis added nine points on 4-for-5 shooting in the half and Corprew and Odiase both had six at halftime. The Red Raiders led by as many as 19 in the first half after shooting 59.4 percent from the field and going 5-for-8 on 3-pointers. Culver, who had one 3-pointer in the opening half, would hit a jumper at the halftime buzzer and finished with seven points and three assists at halftime.

QUOTES

Chris Beard

On his team's depth on Saturday:

"We're a team of depth. We've got a nine or 10 man rotation right now and we also got some players that aren't in the rotation right now that will be some really good players at some point. You know I would like to recognize those players at the end of the game. So speaking of the five guys at the end of the game did a great job. Those guys are a big part of our team and practice hard every day. We have a lot of confidence in those five guys. We want to have balance. We have a lot of players on our roster that we have a lot of confidence in. We can't win in the Big 12 by only having one or two good players. You have to have a team of players that can play a role and get it done any given night."

On the team's effort against the Bears:

"It's a game of spurts and what we are trying to get through is the 40 minutes. Tonight with the naked eye I think we played about 28 minutes instead of the 40. Fortunately that got the win tonight. There will be some games that we will have to play 38 of the 40 to be able to win. They spread you out, it's not easy for those big guys but I thought we hung with them the best that we could."



Official Basketball Box Score -- Game Totals -- Final Statistics

UNC vs Texas Tech

11/24/18 4:30 p.m. at Lubbock, Tx (United Supermarkets Arena)

UNC 62 • 3-1

#	Player	Total			3-Ptr			Rebounds			PF	TP	A TO Blk Stl				Min
		FG	FGA	FT	FTA	Off	Def	Tot	A	TO			Blk	Stl			
00	Davis, Jordan	*	7-17	1-3	11-13	1	2	3	0	26	5	3	0	1	35		
05	Masten, Sam	*	3-6	0-2	3-6	1	1	2	2	9	0	2	0	0	30		
12	Radebaugh, Jonah	*	2-7	1-4	1-1	3	5	8	1	6	0	1	0	0	38		
13	Hume, Bodie	*	3-12	2-10	3-4	1	4	5	3	11	0	0	1	0	26		
25	Edwards, Kai	*	3-3	0-0	1-1	2	2	4	4	7	0	1	0	0	23		
01	Harris, Trent		0-6	0-4	0-0	2	0	2	0	0	1	3	0	0	18		
02	Johnson, Matt		0-1	0-0	0-0	0	0	0	0	0	0	0	0	0	2		
04	Bergan, Cole		1-3	0-1	0-2	2	2	4	4	2	1	4	0	0	15		
15	Jockuch, Kur		0-0	0-0	1-2	0	0	0	1	1	0	0	0	0	5		
23	Drgon, Matej		0-0	0-0	0-0	0	0	0	1	0	0	0	0	0	7		
33	Reyes, Johnatan		0-0	0-0	0-0	0	1	1	0	0	0	1	0	0	2		
Team						3	4	7				1					
Totals			19-55	4-24	20-29	15	21	36	16	62	7	16	1	1	201		

FG % 1st Half: 9-25 36.0% 2nd half: 10-30 33.3% Game: 19-55 34.5%
 3FG % 1st Half: 2-10 20.0% 2nd half: 2-14 14.3% Game: 4-24 16.7%
 FT % 1st Half: 10-15 66.7% 2nd half: 10-14 71.4% Game: 20-29 69.0%

Deadball
Rebounds
5

Texas Tech 93 • 6-0

#	Player	Total		3-Ptr	Rebounds			PF	TP	A	TO	Blk	Stl	Min	
		FG-FGA	FG-FGA	FT-FTA	Off	Def	Tot								
11	Owens,Tariq	*	1-6	0-2	0-0	0	2	2	3	2	1	1	2	1	15
13	Mooney,Matt	*	3-7	1-1	0-0	0	5	5	5	7	1	2	0	2	22
23	Culver,Jarrett	*	7-10	2-3	4-6	0	5	5	2	20	6	1	0	2	26
25	Moretti,Davide	*	2-5	1-3	2-2	1	0	1	3	7	3	0	0	1	26
32	Odiase,Norensa	*	3-6	0-0	0-0	1	4	5	3	6	1	0	1	0	14
00	Edwards,Kyler		7-7	4-4	1-2	0	1	1	3	19	3	1	1	1	27
01	Francis,Brandone		5-7	1-1	0-0	0	3	3	0	11	4	0	0	3	23
03	Corprew,Deshawn		6-7	1-1	0-0	2	2	4	1	13	0	1	1	0	21
10	Ondigo,Malik		1-3	0-1	0-0	0	0	0	1	2	1	0	0	0	7
20	Hicks,Parker		0-0	0-0	2-2	0	0	0	0	2	0	0	0	0	4
24	Benson,Avery		1-1	0-0	0-0	0	1	1	1	2	1	0	1	0	4
30	Sorrells,Andrew		0-0	0-0	0-0	1	0	1	0	0	0	0	0	0	6
35	Mbaila,Josh		1-2	0-0	0-0	0	0	0	0	2	0	0	0	0	4
	Team					0	3	3							
	Totals		37-61	10-16	9-12	5	26	31	22	93	21	6	6	10	199

FG % 1st Half: 19-32 59.4% 2nd half: 18-29 62.1% Game: 37-61 60.7%
 3FG % 1st Half: 5-8 62.5% 2nd half: 5-8 62.5% Game: 10-16 62.5%
 FT % 1st Half: 0-1 0.0% 2nd half: 9-11 81.8% Game: 9-12 75.0%

Deadball
Rebounds
1

Officials: Antinio Petty, Kelly Self, Lee Cassell
 Technical fouls: UNC-None. Texas Tech-None.
 Attendance: 9689

Score by periods	1st	2nd	Total
UNC	30	32	62
Texas Tech	43	50	93

Points	In Paint	Off T/O	2nd Chance	Fast Break	Bench
UNC	26	13	5	2	3
TTU	44	17	8	4	51

Last FG - UNC 2nd-03:11, TTU 2nd-01:43.
 Largest lead - UNC by 3 1st-17:51, TTU by 31 2nd-00:32.

Score tied - 1 time.
 Lead changed - 2 times.

(7-0) RED RAIDERS RALLY FOR WIN OVER MEMPHIS IN HOOPHALL MIAMI INVITATIONAL

MIAMI – Tariq Owens recorded a double-double with 13 points and 11 rebounds along with setting a new Texas Tech single-game record with eight blocked shots to help the No. 20/19-ranked Red Raiders rally for a 78-67 win over Memphis at the Air Force Reserve Hoophall Miami Invitational on Saturday at the AmericanAirlines Arena.

The Red Raiders (7-0) trailed 78-67 at halftime and by as many as 13 in the second half before finishing the game on a 27-8 run over the final seven minutes to knocked off the Tigers (3-4). Texas Tech went on a 9-0 run to take its first lead of the second half at 60-59 with 4:35 remaining, capped by Owens layup and a free-throw off an assist from Kyler Edwards assist. Owens had a block on the next possession, got the rebound and then hit two free throws as the Red Raiders took a 62-59 lead that would not be relinquished.

Jarrett Culver led the Red Raiders with 20 points, six assists and also had six rebounds in the win, while Deshawn Corprew added 12 points and five rebounds. Culver had now led the team in scoring in six of seven games, has scored in double-figures in all seven games

and has scored 20 or more in four games. Owens, who had six blocks in the season opener against Incarnate Word, set a new TTU record that had previously been held by Will Flemons had seven against Texas A&M in 1990 and also the first double-double for Texas Tech this season.

“We just picked it up as a team,” Owens said. “Our team defense was better and we just locked in as a collective unit.”

Brandone Francis would add 10 points after going 2-for-3 on 3-pointers in the second half and Edwards would go for nine points and two assists. Matt Mooney finished with eight points, three assists and three rebounds for the Red Raiders who shot 49.1 percent from the field and went 22-for-30 from the free-throw line. Corprew, who was one point away from his season-high in scoring went on a 6-0 run of his own in the second half, hitting a jumper, two free throws and then a layup to cut the deficit to 57-51 with 8:11 remaining.

“Coach is always on us about playing it to the bone,” Culver said. “We play a full 40 minutes and fight until the end. We all buy into that and are always going to fight until the end. I feel like this team has a lot of heart.”

Texas Tech hit 16 of its 22 free throws in the second half, including Culver hitting six in his 20-point performance. The 22 free throws matched the 22 the team made in its comeback win over Southern Cal and the team has still won all of its games this season by double-digits with Edwards knocking down a layup with 31 seconds remaining for the 11-point win.

“I thought above everything, we just stayed the course,” Texas Tech coach Chris Beard said. “On a night when some teams could say it’s not our night, we just stayed the course. We knew we couldn’t get it all back at once so we broke the game into little three and four minute games.”

Tyler Harris led Memphis with 17 points, while Kyvon Davenport added 13 points and four rebounds. The Tigers finished the game shooting 3-for-15 on 3-pointers and were 18-for-28 from the free-throw line.

Texas Tech trailed by the nine-point halftime deficit after shooting going 2-for-8 on 3-pointers and committing 10 turnovers. It was only their second time trailing at halftime this season and came with the team going 10-for-25 from the field and the Tigers shooting 12-for-35. Owens and Culver led the Red Raiders with six points each at halftime with Owens scoring four of his six on dunks. Culver was limited to 2-for-6 shooting in the first half and also had two assists. Owens led the team with six rebounds in the opening and also had one blocked shot. Memphis, which led by as many as 11 in the first half, was led by Tyler Harris who had 13 points with three 3-pointers. The Tigers built their first-half lead by going 10-for-11 at the free-throw line while the Red Raiders were 6-for-11 at the line. The 37 points scored by Memphis were the most by an opponent in the first half this season against Tech.

Texas Tech will begin a three-game home stand on Wednesday when the Red Raiders welcome Arkansas-Pine Bluff to the United Supermarkets Arena. TTU is on a 42-game home non-conference winning streak going into the 6:30 p.m. game and is 4-0 at home this season.



Official Basketball Box Score -- Game Totals -- Final Statistics

Texas Tech vs Memphis

12/1/18 2:30 PM at AmericanAirlines Arena, Miami, Fla.

Texas Tech 78 • 7-0

#	Player		Total			3-Ptr			Rebounds			PF	TP	A	TO	Blk	Stl	Min
			FG	F-GA	FT	FG	F-GA	FT	Off	Def	Tot							
11	Owens, Tariq	f	5	6	0	0	0	3	4	7	11	4	13	0	2	8	1	24
32	Odiase, Norene	c	1	1	0	0	0	0	0	0	0	3	2	0	0	0	1	5
13	Mooney, Matt	g	2	7	0	1	4	6	0	3	3	2	8	3	4	0	3	31
23	Culver, Jarrett	g	6	15	1	4	7	10	4	2	6	2	20	6	5	2	2	35
25	Moretti, Davide	g	2	6	0	3	0	0	0	3	3	5	4	1	2	0	0	30
00	Edwards, Kyler		3	6	1	2	2	2	0	1	1	2	9	2	2	0	1	21
01	Francis, Brandone		3	6	2	3	2	2	0	3	3	3	10	6	1	0	0	32
03	Corprew, Deshawn		4	5	0	0	4	6	2	3	5	1	12	0	0	1	0	15
10	Ondigo, Malik		0	1	0	0	0	1	0	1	1	0	0	0	1	0	0	6
35	Mbaila, Josh		0	0	0	0	0	0	0	0	0	0	0	0	0	0	0	1
Team									1	2	3							
Totals			26	53	4	13	22	30	11	25	36	22	78	18	17	11	8	200

FG % 1st Half: 10-25 40.0% 2nd half: 16-28 57.1% Game: 26-53 49.1% Deadball Rebounds 5,1
 3FG % 1st Half: 2-8 25.0% 2nd half: 2-5 40.0% Game: 4-13 30.8%
 FT % 1st Half: 6-11 54.5% 2nd half: 16-19 84.2% Game: 22-30 73.3%

Memphis 67 • 3-4

#	Player		Total			3-Ptr			Rebounds			PF	TP	A	TO	Blk	Stl	Min
			FG	F-GA	FT	FG	F-GA	FT	Off	Def	Tot							
04	Thornton, Raynere	f	1	6	0	0	1	2	2	2	4	4	3	0	0	1	0	24
10	Parks, Mike	f	3	5	0	0	0	0	3	0	3	2	6	0	1	0	0	19
01	Harris, Tyler	g	6	14	3	8	2	2	1	0	1	3	17	1	3	0	3	34
02	Lomax, Alex	g	2	8	0	1	3	4	3	5	8	4	7	2	3	0	4	29
03	Martin, Jeremiah	g	2	12	0	5	3	4	0	3	3	3	7	4	3	0	2	34
00	Davenport, Kyvon		5	10	0	0	3	9	2	2	4	2	13	0	3	0	1	22
05	Brewton, Kareem		3	7	0	0	2	3	3	0	3	3	8	3	3	0	0	17
11	Jones, Antwann		0	1	0	0	0	0	1	1	2	1	0	2	1	0	0	12
14	Maurice, Isaiah		1	3	0	1	4	4	1	2	3	4	6	1	0	1	0	9
Team									5	3	8							
Totals			23	66	3	15	18	28	21	18	39	26	67	13	18	2	10	200

FG % 1st Half: 12-35 34.3% 2nd half: 11-31 35.5% Game: 23-66 34.8% Deadball Rebounds 6,1
 3FG % 1st Half: 3-10 30.0% 2nd half: 0-5 0.0% Game: 3-15 20.0%
 FT % 1st Half: 10-11 90.9% 2nd half: 8-17 47.1% Game: 18-28 64.3%

Officials: Rick Crawford, Byron Jarrett, Rod Dixon
 Technical fouls: Texas Tech-None. Memphis-None.
 Attendance: 5749
 2018 Air Force Reserve HoopHall Invitational presented by Citi

Score by periods	1st	2nd	Total
Texas Tech	28	50	78
Memphis	37	30	67

	In	Off	2nd	Fast	Bench
Points	Paint	T/O	Chance	Break	
TTU	40	12	10	7	31
MEM	34	13	20	2	27

Last FG - TTU 2nd-00:31, MEM 2nd-00:50.
 Largest lead - TTU by 11 2nd-00:31, MEM by 13 2nd-16:20.

Score tied - 2 times.
 Lead changed - 3 times.

(8-0) RED RAIDERS LOCKS DOWN UAPB FOR EIGHTH STRAIGHT WIN TO OPEN SEASON

LUBBOCK, Texas – No. 13-ranked Texas Tech extended its non-conference home winning streak to 43 games with a 65-47 win over Arkansas-Pine Bluff on Wednesday at the United Supermarkets Arena by limiting the Golden Lions to 32.6 percent shooting and forcing 20 turnovers.

The Red Raiders (8-0) are now 5-0 on their home court this season, limited an opponent to under 50 points for the third time this season and are unbeaten through eight games for the third time in program history. UAPB (2-6) made only 14 shots in the game and saw Martaveous McKnight score 27 of their 47 points. Texas Tech has now won all eight of its games this season by double digits and remain one of only 11 teams in the nation still unbeaten. TTU led the nation coming into the game by limiting opponents to 33.8 percent shooting this season, a number that dropped to 33.7 percent after another stifling night on the defensive side of the court.

Jarrett Culver led Texas Tech with 13 points, seven rebounds and four assists in the game, while Matt Mooney went for 11 points and led the team with five assists. Tyler Edwards scored in double-figures for the

third time this season after adding 10 points and Tariq Owens and Davide Moretti each finished with nine points. Norense Odiase added six rebounds and five points and Deshaun Corprew had five rebounds for the Red Raiders who had a 41-30 rebounding advantage.

"We played against zone for 40 minutes tonight," Texas Tech head coach Chris Beard said. "We just have to hit shots. On nights where you don't hit shots you have to manufacture some offense out of offensive rebounds. I thought we could have done a lot better job on the glass, and you have to get to the free throw line so I give Pine Bluff a lot of credit. They slowed the game down with zone, we weren't hitting shots, and then we really weren't creating much offense with our defense."

Texas Tech earned the 18-point win despite a season-low 41.9 shooting percentage from the field and going 3-for-15 on 3-pointers. The Red Raiders were only 1-for-4 on 3-pointers in the second half, but dominated with a 36-14 scoring advantage in the paint and had a 27-10 points off turnover advantage. Moretti and Mooney each had one 3-pointers in the first half before Edwards hit one in the second. The three 3-pointers were the fewest for the Red Raiders this season, but defensively the 20 turnovers forced were the second most as the team has had this

season behind only 29 in the season-opening win over Incarnate Word.

McKnight, who came into the game averaging 25.0 points per game, shot 9-for-18 with three 3-pointers. He would also go 6-for-6 from the free-throw line and had seven rebounds. The rest of the Golden Lions would go 5-for-25 in the game against the Red Raider defense.

Moretti led Texas Tech at halftime with nine points after going 4-for-6 from the field, while Culver had eight points and five rebounds. The Red Raiders shot 45.2 percent from the field in the opening half, including Mooney knocking down three shots and scoring seven points. Mooney scored the first basket of the game on the opening possession and would also knock down a 3-pointer to give the Red Raiders an early 10-3 lead after Moretti had scored five in a row. TTU, which owned a 7-0 scoring advantage off the bench, went on a 6-0 run late in the first half to take a 35-21 lead before the Golden Lions scored the final four points to cut their deficit to 10 after 20 minutes.

The Red Raiders have now held opponents to under 30 points in the first half in four of eight games this season.

Texas Tech will return to action at 6:30 p.m. on Wednesday, Dec. 12 against Northwestern State at the USA followed by its Throwback Game against Abilene Christian on Saturday, Dec. 15 at the Lubbock Municipal Coliseum. The Red Raiders and Wildcats will play the final basketball game in the coliseum before TTU travels to New York to play Duke on Thursday, Dec. 20 at Madison Square Garden.

QUOTES

Chris Beard

On his thoughts about the win over UAPB: "We played against zone for 40 minutes tonight. We got the ball in the middle some, we got to the free throw line many times. We just have to hit shots. On nights where you don't hit shots you have to manufacture some offense out of offensive rebounds. I thought we could have done a lot better job on the glass, and you have to get to the free throw line so I give Pine Bluff a lot of credit. They slowed the game down with zone, we weren't hitting shots, and then we really weren't creating much offense with our defense. We let their best player get hot. At times in the second half when we started to separate a little bit, we started getting rebounds and running before they could set up their zone and we had some success there. It's not just the players, I take responsibility for this too. The coaching staff has to figure this out, and we just have to play better."



Official Basketball Box Score -- Game Totals -- Final Statistics

UAPB vs Texas Tech

12/5/18 6:30 p.m. at Lubbock, Tx (United Supermarkets Arena)

UAPB 47 • 2-6

#	Player	Total		3-Ptr		Rebounds			PF	TP	A	TO	Blk	Stl	Min
		FG	FGA	FG	FGA	FT	FTA	Off	Def	Tot					
01	Charles Jackson	* 1-5	1-5	0-0	0-0	0	6	6	3	3	1	4	0	1	26
12	Terrance Banyard	* 1-6	0-1	2-3	3	5	8	2	4	1	4	3	0	0	28
21	Shaun Doss	* 0-3	0-1	1-2	0	1	1	4	1	2	2	0	0	0	22
23	Martaveous McKnight	* 9-18	3-5	6-6	1	6	7	0	27	0	4	0	1	37	6
30	Cameron Posey	* 1-1	1-1	0-0	0	0	0	1	3	0	1	0	0	0	5
00	Dwain Whitfield	0-0	0-0	0-0	0	0	0	0	0	0	0	0	0	0	5
02	Marquell Carter	0-2	0-0	0-0	0	0	0	3	0	0	1	0	0	0	9
05	Anthony Davis Jr.	0-0	0-0	0-0	0	0	0	0	0	0	1	0	0	0	3
10	Quamauri Hardy	1-3	0-1	0-0	1	1	2	0	2	1	1	0	1	1	18
14	Marcus Wallace	0-2	0-1	0-0	1	0	1	1	0	1	0	0	1	3	3
25	Christian Robertson	1-2	0-0	2-3	0	0	0	3	4	0	0	0	0	0	14
33	Isaac Bassey	0-1	0-0	0-0	0	2	2	3	0	0	2	0	0	0	12
34	Chris Smith	0-0	0-0	3-4	0	2	2	4	3	1	0	0	2	17	17
Team						0	1	1							
Totals		14-43	5-15	14-18	6	24	30	24	47	7	20	3	6	200	
FG % 1st Half: 8-23		34.8%	2nd half: 6-20	30.0%	Game: 14-43		32.6%	Deadball							
3FG % 1st Half: 4-9		44.4%	2nd half: 1-6	16.7%	Game: 5-15		33.3%	Rebounds							
FT % 1st Half: 5-7		71.4%	2nd half: 9-11	81.8%	Game: 14-18		77.8%								

Texas Tech 65 • 8-0

#	Player	Total		3-Ptr		Rebounds			PF	TP	A	TO	Blk	Stl	Min
		FG	FGA	FG	FGA	FT	FTA	Off	Def	Tot					
11	Owens,Tariq	* 4-6	0-1	1-2	2	2	4	3	9	2	1	1	1	1	17
13	Mooney,Matt	* 5-8	1-3	0-0	0	4	4	1	11	6	4	0	1	1	25
23	Culver,Jarrett	* 5-9	0-2	3-6	3	4	7	2	13	4	1	0	0	0	25
25	Moretti,Davide	* 4-8	1-3	0-0	0	1	1	1	9	2	2	0	2	23	23
32	Odiase,Norense	* 2-4	0-0	1-2	2	4	6	1	5	0	0	1	1	0	15
00	Edwards,Kyler	3-11	1-2	3-3	1	4	5	2	10	0	1	1	1	1	27
01	Francis,Brandone	0-6	0-3	2-2	0	2	2	1	2	4	0	0	0	2	24
03	Corprew,Deshaun	2-5	0-1	0-2	4	1	5	1	4	1	0	0	0	0	17
10	Ondigo,Malik	1-2	0-0	0-2	2	0	2	2	2	0	2	0	0	0	8
20	Hicks,Parker	0-1	0-0	0-0	1	2	3	0	0	0	0	1	0	0	4
24	Benson,Avery	0-1	0-0	0-0	0	0	0	1	0	0	1	0	0	0	4
30	Sorrells,Andrew	0-1	0-0	0-0	0	0	0	1	0	0	0	0	0	0	3
35	Mballa,Josh	0-0	0-0	0-1	0	0	0	2	0	1	1	0	1	1	8
Team						1	1	2							
Totals		26-62	3-15	10-20	16	25	41	18	65	20	13	4	8	200	
FG % 1st Half: 14-31		45.2%	2nd half: 12-31	38.7%	Game: 26-62		41.9%	Deadball							
3FG % 1st Half: 2-11		18.2%	2nd half: 1-4	25.0%	Game: 3-15		20.0%	Rebounds							
FT % 1st Half: 5-8		62.5%	2nd half: 5-12	41.7%	Game: 10-20		50.0%								

Officials: Gary Maxwell, Kerby Sitton, Marques Pettigrew

Technical fouls: UAPB-None. Texas Tech-None.

Attendance: 9503

Score by periods	1st	2nd	Total
UAPB	25	22	47
Texas Tech	35	30	65

Points	In	Off	2nd	Fast	Bench
UAPB	14	10	4	0	9
TTU	36	27	15	8	18

Last FG - UAPB 2nd-04:13, TTU 2nd-01:18.

Largest lead - UAPB by 1 1st-18:24, TTU by 25 2nd-10:48.

Score tied - 0 times.
Lead changed - 2 times.

(9-0) RED RAIDERS SHUTS DOWN DEMONS

LUBBOCK, Texas – The Texas Tech defense limited Northwestern State to 10 points and 14.8 percent shooting in a dominant first half that carried the No. 11-ranked Red Raiders to a 79-44 win and extended a 44-game non-conference home winning streak on Wednesday at the United Supermarkets Arena.

The Red Raiders (9-0) would lead 53-10 at halftime and matched a season-high with 10 3-pointers in the game, including Matt Mooney and Deshawn Corprew knocking down three each in a 35-point win where 11 players scored. The team has now won all nine of its games by double-digits this season, four by 30 or more points, is 6-0 at home and have limited opponents to under 30 percent shooting in three games. Texas Tech would hold NSU (2-8) to 24.5 percent shooting throughout the game, a season-low for the nation's top defensive team which has now held its first nine opponents to 32.6 percent shooting.

"Our theme this year is consistency," Texas Tech coach Chris Beard said. "We are trying to get consistent and tonight is a great example of how we are not quite there yet. I thought the first half we played the game about as well as you can play basketball. You have to give Northwestern

State credit, in the second half you could not even tell what the score was based on how hard they were playing. I understand that it is hard to play with these big leads. You want to value patience, but you still want to attack. I know these games are hard but I think these players would be the first to tell you that there are a lot of things we have to do better."

Jarrett Culver led the Red Raiders with 15 points and five assists, while Tariq Owens added 14 points and eight rebounds. Culver has now scored in double figures in all nine games this season, leading the team in eight and is now averaging 17.9 points per game for the season. Mooney and Corprew both finished the game with 11 points, while Kyler Edwards and Davide Moretti had seven each. Norense Odiase led the Red Raiders with seven rebounds and had two blocks along with Owens.

Culver led the Red Raiders with 13 points at halftime, while Mooney was at 11 and Owens had eight points and five rebounds. The Red Raiders had nine players score in the opening 20 minutes and finished the half shooting 54.5 percent from the field, including going 8-for-18 on 3-pointers. The Red Raiders pulled away early with a 15-0 run to take a 20-2 lead after starting the game 4-for-7 on 3-pointers while NSU was 1-for-10 from the field. Another

first-half run, this time an 8-0 run that included an alley-oop dunk by Owens on a pass from Culver, followed by two layups by Culver and a Moretti layup that took the lead to 46-10.

"We were locked in on defense," Culver said. "We had a great defense mentality. Everybody was flying around and playing as hard as we can. We were focusing on putting 40 minutes together."

The Red Raiders finished the game shooting 48.3 percent from the field, including going 10-for-23 on 3-pointers. Mooney was 3-for-4 from beyond the arc, while Corprew was 3-for-5. Culver, Moretti, Edwards and Brandone Francis would also knocked down 3s in the game.

DeAndre Love led Northwestern State with 11 points, while Dalin Williams added nine points and six rebounds. The Demons would shoot 4-for-27 in the first half and finished at 13-for-53. NSU was limited to 4-for-19 on 3-pointers and also committed 19 turnovers as they fell to 0-7 on the road this season.

Texas Tech is 9-0 for the first time since the 2009-10 season and for only the third time in program history. The best start to a season came in 1929-30 at 12-0.

The Red Raiders will return to action at 6 p.m. on Saturday against Abilene Christian (9-1) in the final game ever at the Lubbock Municipal Coliseum and for the 27th time overall. TTU earned a 74-47 win last season in the last meeting with the first-ever game between the two West Texas programs coming on Feb. 22, 1926 that resulted in a 34-21 win by the Red Raiders.

HEAD COACH CHRIS BEARD

On the team's performance in the first half: "I think defensively we were executing the game-plan. Everybody was bringing energy. I thought on offense, we had a lot of shots early, which always helps. We've good shooters. Then, I was really proud of the guys about mid-way through the first half. We said "hey, let's not settle though" because to win in the Big XII, you have to go to make shots. But you also have to get to the bonus, get to the free-throw line. There is a balance. I thought in the first half I would agree with you, that is about as well as we have played all year long."

On the challenge of stringing together two quality halves: "Our theme this year is consistency, we are trying to get consistent and tonight is a great example of how we are not quite there yet. I thought the first half we played the game about as well as you can play basketball. You have to give Northwestern State credit, in the second half you could not even tell what the score was based on how hard they were playing. The coach was coaching until the end, and they gave us all we could handle in the second half and I think that is a great reflection of their character and their team and what they are about. I understand that it is hard to play with these big leads. You want to value patience, but you still want to attack. I know these games are hard but I think these players would be the first to tell you that there are a lot of things we have to do better."



Official Basketball Box Score -- Game Totals -- Final Statistics
NSU vs Texas Tech
12/12/18 6:30 p.m. at Lubbock, Tx (United Supermarkets Arena)

NSU 44 • 2-8

##	Player	Total		3-Ptr		Rebounds			PF	TP	A	TO	Blk	Stl	Min
		FG-FGA	FG-FGA	FT-FTA	Off	Def	Tot								
00	Jones, C.J.	* 2-6	0-3	4-4	1	1	2	3	8	1	4	0	0		22
01	Reed, LaTerrance	* 0-9	0-4	0-1	1	2	3	0	0	1	3	0	1		24
20	Lane, Ishmael	* 0-11	0-4	0-0	1	5	6	4	0	0	2	2	2		22
22	Love, DeAndre	* 4-6	3-4	0-0	0	2	2	2	11	0	1	0	1		26
23	Dixon, Darian	* 0-1	0-0	0-2	0	3	3	2	0	0	0	0	0		12
03	Comanita, Alex	0-0	0-0	1-2	0	0	0	0	1	0	1	0	0		6
10	Metoyer, Malik	0-2	0-1	0-0	0	1	1	1	0	0	0	0	0		7
12	Norvel, John	1-3	0-0	0-0	0	1	1	0	2	1	0	0	0		17
14	Guest, Jacob	0-1	0-1	0-0	0	1	1	0	0	0	0	0	0		6
21	Ott, Vonte	0-0	0-0	0-0	0	0	0	1	0	0	1	0	0		3
32	Owens, Larry	1-3	0-0	3-4	0	1	1	3	5	1	3	0	0		13
34	Hutton, Brandon	3-6	1-2	1-2	0	0	0	3	8	0	3	0	0		18
35	Williams, Dalin	2-5	0-0	5-7	4	2	6	1	9	2	0	2	1		24
Team					5	2	7				1				
Totals		13-53	4-19	14-22	12	21	33	20	44	6	19	4	5		200
FG % 1st Half: 4-27		14.8%	2nd half: 9-26	34.6%	Game: 13-53		24.5%	Deadball							
3FG % 1st Half: 1-10		10.0%	2nd half: 3-9	33.3%	Game: 4-19		21.1%	Rebounds							
FT % 1st Half: 1-1		100.0	2nd half: 13-21	61.9%	Game: 14-22		63.6%								

Texas Tech 79 • 9-0

##	Player	Total		3-Ptr		Rebounds			PF	TP	A	TO	Blk	Stl	Min
		FG-FGA	FG-FGA	FT-FTA	Off	Def	Tot								
11	Owens, Tariq	* 7-13	0-1	0-0	2	6	8	1	14	0	0	2	1		21
13	Mooney, Matt	* 3-7	3-4	2-2	0	4	4	0	11	2	1	1	2		25
23	Culver, Jarrett	* 5-6	1-2	4-5	0	6	6	1	15	5	3	0	1		23
25	Moretti, Davide	* 3-7	1-3	0-0	0	1	1	1	7	6	2	0	1		22
32	Odiase, Norense	* 2-2	0-0	0-0	3	4	7	2	4	0	1	2	0		18
00	Edwards, Kyler	2-5	1-1	2-2	1	3	4	4	7	0	3	0	0		14
01	Francis, Brandone	1-4	1-3	0-2	1	2	3	2	3	2	0	0	2		20
03	Corprew, Deshawn	4-6	3-5	0-0	0	2	2	2	11	1	1	0	1		15
10	Ondigo, Malik	0-1	0-0	0-0	1	0	1	4	0	0	1	1	0		15
20	Hicks, Parker	0-2	0-2	1-2	0	0	0	0	1	0	0	0	0		6
24	Benson, Avery	0-1	0-0	0-0	0	0	0	0	0	0	0	0	0		7
30	Sorrells, Andrew	1-4	0-2	2-3	0	2	2	2	4	0	0	0	0		9
35	Mballe, Josh	1-2	0-0	0-1	0	0	0	1	2	0	0	0	0		5
Team					2	1	3								
Totals		29-60	10-23	11-17	10	31	41	20	79	16	12	6	8		200
FG % 1st Half: 18-33		54.5%	2nd half: 11-27	40.7%	Game: 29-60		48.3%	Deadball							
3FG % 1st Half: 8-18		44.4%	2nd half: 2-5	40.0%	Game: 10-23		43.5%	Rebounds							
FT % 1st Half: 9-11		81.8%	2nd half: 2-6	33.3%	Game: 11-17		64.7%								

Officials: Ray Natili, Keith Kimble, Larry Spaulding
Technical fouls: NSU-None. Texas Tech-None.
Attendance: 10086

Score by periods	1st	2nd	Total
NSU	10	34	44
Texas Tech	53	26	79

Last FG - NSU 2nd-01:36, TTU 2nd-02:26.
Largest lead - NSU None, TTU by 47 2nd-19:02.

Points	In	Off	2nd	Fast	Bench
NSU	10	8	11	2	25
TTU	28	23	6	8	28

Score tied - 0 times.
Lead changed - 0 times.

(10-0) RED RAIDERS SHINE IN FINAL GAME AT LUBBOCK MUNICIPAL COLISEUM

LUBBOCK, Texas — Jarrett Culver scored a career-high 30 points after going 12-for-13 from the field to lead No. 11-ranked Texas Tech to an 82-48 win over Abilene Christian on Saturday in the final game ever at the Lubbock Municipal Coliseum.

The Red Raiders (10-0) are now unbeaten through 10 games to start a season for the second time in program history behind only a 12-0 start to the 1929-30 campaign and also extend their non-conference home winning streak to 45 games. TTU shot 55.6 percent from the field in the game and limited ACU (9-2) to 28.3 percent shooting after the Wildcats came into the game shooting 49.3 percent through their first 10 games.

Texas Tech will now face No. 2-ranked Duke on Thursday at Madison Square Garden in the first-ever matchup between the two programs. The Red Raiders and Blue Devils are scheduled to tip-off at 6 p.m. on ESPN2.

A Lubbock native playing in front of a sold-out Coliseum, Culver would add seven rebounds and four assists to his career-high 30 points. He had a previous career high of 26

earlier this season against Nebraska and last season as a freshman at West Virginia before going off for 30 against the Wildcats where he was 2-for-3 on 3-pointers. Culver is now averaging 19.1 points per game this season and has scored in double-digits in all 10 and led the team in scoring in nine.

"My teammates got me open a lot, set some good screens, had good passing and there was great space on the floor tonight so I got going early and didn't look back," Culver said.

Texas Tech had double-digit scorers for the second straight game with 10 players scoring at least a point in the 34-point win. Matt Mooney went for 14 points on a 6-for-10 shooting performance along with adding three steals and freshman Kyler Edwards had 10 points and five rebounds. Deshawn Corprew matched a career-high with eight rebounds and also had four points and two assists off the bench, while Tariq Owens added seven points and five rebounds and Davide Moretti contributed seven points and two assists.

Texas Tech took a 41-26 into halftime with Culver leading the way with 20 points on 8-for-9 shooting, while Mooney had eight. Culver's 20-point halftime was the first

of his career and also included him going 4-for-5 from the free-throw line in the opening half. The Red Raiders were 14-for-27 from the field in the first half and limited the Wildcats to 37 percent. The Wildcats were 4-for-13 on 3-pointers at halftime.

"I just told the guys without watching the film I feel played a solid 33 to 34 minutes," Texas Tech head coach Chris Beard said. "We had a couple of stretches in the second half that just got away from us. When you get that lead there is a fine line that you want to play with some patience, but you also want to keep attacking. I give ACU a lot of credit. They are a great reflection of how coach Joe Golding was as a player and as a coach. He is a competitive guy. It was one of our better games. In order to win in the Big 12 we need to play the full 40 minutes."

The Red Raiders led by as many as 39 points in the game and has now won five games by 30 or more and all 10 of their games by double digits. Culver's performance was the first time a Red Raider has scored 30 points this season and the first since Keenan Evans went for 38 last season at Texas. He is the 45th player in program history to reach 30 points, with Dub Malaise topping the program with 13 games with 30 or more points and Will Flemons maintained the all-time Lubbock Municipal Coliseum record with 47 against Oral Roberts in 1993.

Texas Tech has now shot over 50 percent in four games and limited an opponent to under 30 percent in four this season. The Red Raiders continue to lead the nation by holding the opposition to 32.2 percent shooting and is now at 49.9 percent offensively. The team has held opponents to under 50 points in five games and three straight after holding ACU to 48, a season-low for them that was previously at 60.

Jalone Friday led the Wildcats with 12 points and seven rebounds, while Jaren Lewis had nine and Jaylen Franklin and Trey Lenox added eight each. The Wildcats had only eight turnovers in the game, but were unable to stay with the Red Raiders after going 5-for-21 on 3-pointers and 15-for-53 from the field. ACU will return to action on Friday when it plays at Southeastern Missouri State.

Coach Chris Beard - Quote

"I want to wish Abilene Christian the best this season. I think the best complement that I can give those guys is how focused our guys were tonight. We set this game up, in our opinion, as the best team that we have played in non-conference at home. No disrespect to the other opponents. This team was 9-1 for a reason. They got a veteran team. Joe Golding has done a great job with his team. We will be pulling for them the rest of the season. Our guys were dialed in. I think that they understood that Abilene Christian was coming here to beat us. Once again, I would like to thank our fans. Red Raider nation never disappoints. We had what appeared to be an almost sell out situation without the students in town. It is always humbling how our fans are good to us. Tonight was always about showing respect to the players and coaches that came before us. Last night I couldn't sleep because I was worried to death about Abilene Christian."



Official Basketball Box Score -- Game Totals -- Final Statistics
ACU vs Texas Tech
 12/15/18 6 p.m. at Lubbock, Tx (Lubbock Municipal Coliseum)

ACU 48 • 9-2

#	Player	Total		3-Ptr	Rebounds			PF	TP	A	TO	Blk	Stl	Min
		FG	FGA	FGA	FT	FTA	Off	Def						
00	Franklin, Jaylen	* 3-7	1-1	1-3	0	0	0	3	8	2	4	0	0	35
01	Lewis, Jaren	* 4-11	0-0	1-1	2	2	4	2	9	4	0	1	1	31
05	Ricks, Payten	* 0-7	0-5	4-4	0	2	2	3	4	1	1	0	2	31
14	Lenox, Trey	* 3-4	2-2	0-0	0	1	1	1	8	0	0	0	0	24
21	Friday, Jalone	* 4-10	2-4	2-5	1	6	7	5	12	1	1	1	1	20
04	Daniels, Damien	0-2	0-2	0-0	1	0	1	1	0	1	0	0	0	12
11	Cameron, Tobias	0-1	0-0	2-2	1	1	2	0	2	0	0	0	0	2
13	Maxwell, B.J.	0-2	0-1	0-0	1	2	3	3	0	0	0	0	0	10
15	Farquhar, Hayden	0-5	0-5	0-1	0	0	0	3	0	0	0	0	0	9
22	Cobb, Chase	0-1	0-1	1-2	0	1	1	0	1	0	0	0	0	1
32	Pleasant, Joe	0-1	0-0	0-0	0	1	1	1	0	0	1	1	0	14
33	Hiepler, Paul	1-1	0-0	0-0	1	1	2	0	2	0	0	0	0	1
34	Kohl, Kolton	0-0	0-0	1-2	1	0	1	3	1	0	0	0	0	2
42	Gayman, Clay	0-1	0-0	1-2	0	0	0	0	1	0	0	0	0	8
Team					1	0	1			1				
Totals		15-53	5-21	13-22	9	17	26	25	48	9	8	3	4	200
FG % 1st Half: 10-27		37.0%	2nd half: 5-26	19.2%	Game: 15-53		28.3%	Deadball						
3FG % 1st Half: 4-13		30.8%	2nd half: 1-8	12.5%	Game: 5-21		23.8%	Rebounds						
FT % 1st Half: 2-4		50.0%	2nd half: 11-18	61.1%	Game: 13-22		59.1%	7						

Texas Tech 82 • 10-0

#	Player	Total		3-Ptr	Rebounds			PF	TP	A	TO	Blk	Stl	Min
		FG	FGA	FGA	FT	FTA	Off	Def						
11	Owens, Tariq	* 2-2	1-1	2-2	1	4	5	3	7	1	2	1	0	23
13	Mooney, Matt	* 6-10	1-3	1-2	0	3	3	3	14	2	5	0	3	29
23	Culver, Jarrett	* 12-13	2-3	4-5	1	6	7	1	30	4	1	0	1	27
25	Moretti, Davide	* 2-4	1-3	2-2	0	1	1	2	7	3	0	0	0	26
32	Odiase, Norense	* 1-1	0-0	2-2	0	3	3	2	4	1	0	0	1	19
00	Edwards, Kyler	4-7	2-3	0-0	0	5	5	3	10	2	1	0	1	19
01	Francis, Brandone	0-7	0-4	2-2	1	3	4	1	2	2	0	0	0	20
03	Corprew, Deshawn	2-6	0-3	0-0	1	7	8	1	4	2	1	0	0	17
10	Ondigo, Malik	1-2	0-1	0-0	0	0	0	0	2	2	0	0	1	6
20	Hicks, Parker	0-1	0-1	0-0	0	0	0	1	0	0	0	0	0	3
24	Benson, Avery	0-1	0-0	0-2	0	0	0	1	0	0	0	0	0	3
30	Sorrells, Andrew	0-0	0-0	0-0	0	0	0	1	0	0	0	0	0	5
35	Mbaila, Josh	0-0	0-0	2-4	1	0	1	0	2	0	0	0	0	3
Team					2	0	2							
Totals		30-54	7-22	15-21	7	32	39	21	82	17	10	2	6	200
FG % 1st Half: 14-27		51.9%	2nd half: 16-27	59.3%	Game: 30-54		55.6%	Deadball						
3FG % 1st Half: 2-11		18.2%	2nd half: 5-11	45.5%	Game: 7-22		31.8%	Rebounds						
FT % 1st Half: 11-13		84.6%	2nd half: 4-8	50.0%	Game: 15-21		71.4%	6						

Officials: Paul Janssen, Rodrick Dixon, Jon Stigliano
 Technical fouls: ACU-None. Texas Tech-None.
 Attendance: 7169

Score by periods	1st	2nd	Total
ACU	26	22	48
Texas Tech	41	41	82

Last FG - ACU 2nd-01:10, TTU 2nd-03:35.
 Largest lead - ACU by 3 1st-19:21, TTU by 39 2nd-02:17.

Points	In	Off	2nd	Fast	Bench
ACU	12	11	5	0	7
TTU	36	10	8	6	20

Score tied - 1 time.
 Lead changed - 1 time.

(10-1) RED RAIDERS FALL FALL TO DUKE IN MADISON SQUARE GARDEN SHOWDOWN

NEW YORK — No. 12/11-ranked Texas Tech led by two with six minutes remaining but would see No. 2 Duke finish the game on a 16-3 run and take a 69-58 win over the Red Raiders on Thursday at a Madison Square Garden sellout.

Jarrett Culver led the Red Raiders (10-1) with 25 points and also had four assists and six rebounds, while Norense Odiase had seven rebounds and seven points. Texas Tech led as many as seven in the second half and had a 55-53 lead on a layup by Matt Mooney before Duke went on its first run of 7-0 to take a 60-55 lead and then a 9-1 run to end the game.

"This says a lot about our team," Culver said. "We have a lot of fight and heart on our team, a lot of great players that want to be coached. We see what we can be. We're not there yet, but we're going to learn from [tonight] and try to reach our potential."

"I think that the best thing about tonight was that we have a locker room full of guys who were disappointed," Texas Tech coach Chris Beard added. "We expected to win

the game. It's not arrogance, just a belief. We were right there. We get two wide-open 3s and two layups around the six or seven minute mark left in the game. I thought if we could've gotten those, the momentum would've swung a little bit. But, this is what Duke does. They just know how to win. We have a lot of respect for their program."

Culver, who finished with 25 points a game after recording a career-high 30 last Saturday, has now scored 20 or more points in five games and in double-figures in all 11. He was 9-for-21 for his game-high against the Blue Devils including hitting four 3-pointers. Culver drained his fourth 3 of the game and followed it with a dunk to give Texas Tech a 53-49 lead with 7:27 remaining and then had three free throws in the middle of the Blue Devil run.

"He's one of the best guys in college basketball," Beard said. "The secret is out. Jarrett Culver is a great player. And, what makes him really special is the kind of person he is, his character. He's the real deal. The guy is like an old school student of the game. He's in the film room more than anybody I've ever coached. He always wants to get better. He's that fine balance between confident and killer, but he's also the nicest guy in the world. He's going to kill you in one-on-one at 10:30 a.m. on Sunday then he's

going to help you go to church at 11:15. He's special."

Texas Tech led 29-28 at halftime after trailing 8-0 to start the game where it stormed back on a Culver dunk, Mooney 3-pointer, Culver 3-pointer and an Odiase putback to take a 12-10 lead eight minutes into the half. The Red Raiders lead by as many as seven points in the half when Culver made a jumper to give them a 21-14 lead and then again on a Culver 3-pointer for a 24-17 lead. Duke would tie the game on a Williamson dunk with 4:34 remaining before Culver made another layup and Owens hit a free throw.


Mooney finished the game with seven points, five rebounds and two steals, while Tariq Owens and Kyler Edwards had six points each. Edwards was 3-for-6 shooting on the night to lead the bench for the Red Raiders who would finish the game shooting 44.0 percent but with a season-high 24 turnovers.

"We just had a lot of uncharacteristic, unforced turnovers," Beard said. "So that's the stuff we have to clean up. We knew it was not going to be a perfect game and we allowed ourselves ten to fifteen turnovers including blocked shots to be in the game. I think our formula turned out to be right. We turned it over two dozen times—never had a team do that. But, give Duke credit."

Zion Williamson led the Blue Devils with 17 points and 13 rebounds for the double-double, while RJ Barrett had 16 points and six assists. Williamson would foul out of the game, but also got to the free-throw line throughout the game where he went 9-for-10. Tre Jones added 13 points and Cam Reddish had six assists. The Blue Devils did not make a 3-pointer in the first half but would go 4-for-7 from beyond the arc in the second half including two from Jack White who finished with eight points.

Culver led the Red Raiders with 14 points and four rebounds in the first half after shooting 6-for-9 from the field with two 3-pointers. Mooney had five in the opening half, while Edwards and Owens had four rebounds each. Texas Tech was shooting 44 percent in the first half after making 11 of its first 25 shots, including knocking down two 3-pointers.

Duke, which was held to 0-for-10 shooting on 3-pointers, trailed at halftime for only the second time this season and was limited to a first-half low by the Red Raider defense. The Blue Devils were 12-for-35 from the field with four dunks. Williamson led the Blue Devils with 11 points and six rebounds, while Jones and Barrett had six points each. The Red Raiders, who led despite having 18 first-half turnovers, owned the halftime lead for the ninth time in 11 games.



Official Basketball Box Score - Game Totals -- Final Statistics

Texas Tech vs Duke

12/20/18 7:00 pm at New York (Madison Square Garden)

Texas Tech 58 • 10-1

##	Player		Total	3-Ptr	Rebounds			PF	TP	A	TO	Blk	Stl	Min	
			FG-FGA	FG-FGA	FT-FTA	Off	Def	Tot							
11	Tariq Owens	f	2-7	0-1	2-4	0	4	4	1	6	0	1	1	0	29
32	Norense Odiase	f	3-4	0-0	1-1	2	5	7	3	7	1	1	0	1	23
13	Matt Mooney	g	3-7	1-1	0-0	0	5	5	2	7	1	6	0	2	32
23	Jarrett Culver	g	9-21	4-9	3-5	2	4	6	3	25	4	6	1	2	35
25	Davide Moretti	g	0-3	0-0	3-3	0	1	1	1	3	0	3	0	0	24
00	Kyler Edwards		3-6	0-1	0-0	0	6	6	2	6	2	3	1	0	20
01	Brandone Francis		1-5	0-3	0-0	0	0	0	2	2	1	2	0	1	22
03	Deshawn Corprew		1-4	0-1	0-0	2	2	4	4	2	0	1	0	0	15
Team						0	0	0				1			
Totals			22-57	5-16	9-13	6	27	33	18	58	9	24	3	6	200
FG % 1st Half: 11-25 44.0%			2nd half: 11-32 34.4%		Game: 22-57 38.6%		Deadball								
3FG % 1st Half: 3-6 50.0%			2nd half: 2-10 20.0%		Game: 5-16 31.3%										
FT % 1st Half: 4-6 66.7%			2nd half: 5-7 71.4%		Game: 9-13 69.2%										

Duke 69 • 11-1

##	Player		Total	3-Ptr	Rebounds			PF	TP	A	TO	Blk	Stl	Min	
			FG-FGA	FG-FGA	FT-FTA	Off	Def	Tot							
01	Zion Williamson	f	4-9	0-2	9-10	4	9	13	5	17	1	5	1	1	25
02	Cam Reddish	f	1-7	1-5	5-6	0	3	3	3	8	0	6	0	3	20
05	RJ Barrett	f	7-22	0-7	2-3	0	3	3	4	16	1	6	0	2	39
12	Javin DeLaurier	f	2-2	0-0	1-1	3	2	5	3	5	1	1	2	0	27
03	Tre Jones	g	6-15	0-2	1-3	1	4	5	0	13	5	1	0	6	39
14	Jordan Goldwire		0-0	0-0	0-0	0	0	0	0	0	0	0	0	0	1
15	Alex O'Connell		1-2	0-1	0-0	0	1	1	0	2	1	0	0	1	11
20	Marques Bolden		0-0	0-0	0-0	0	0	0	1	0	0	0	2	0	6
41	Mark White		2-3	2-3	2-2	1	4	5	1	8	2	0	2	2	32
Team						0	0	0							
Totals			23-60	3-20	20-25	9	26	35	17	69	11	19	7	15	200
FG % 1st Half: 12-32 37.5%			2nd half: 11-28 39.3%		Game: 23-60 38.3%		Deadball								
3FG % 1st Half: 0-10 0.0%			2nd half: 3-10 30.0%		Game: 3-20 15.0%										
FT % 1st Half: 4-7 57.1%			2nd half: 16-18 88.9%		Game: 20-25 80.0%										

Officials: Mike Eades,Doug Sirmons,Mike Roberts

Technical fouls: Texas Tech-None. Duke-None.

Attendance: 19812

2018-19 Men's Basketball. Round: 0. Duke vs Texas Tech. Played at .

Score by periods	1st	2nd	Total
Texas Tech	29	29	58
Duke	28	41	69

Points

TTU

DUKE

In Paint

30

36

Off T/O

19

23

2nd Chance

6

10

Fast Break

3

29

Bench

10

10

Last FG - TTU 2nd-06:22, DUKE 2nd-02:41.

Largest lead - TTU by 8 2nd-14:21, DUKE by 11 2nd-00:30.

Score tied - 5 times.

Lead changed - 4 times.

(11-1) RED RAIDERS STIFLE VAQUEROS FOR 46TH STRAIGHT NON-CONFERENCE HOME WIN

LUBBOCK, Texas — Deshawn Corprew recorded a double-double with 13 points and 10 rebounds and Jarrett Culver went for 19 points to help lead No. 11/13-ranked Texas Tech to a 71-46 win over The University of Texas Rio Grande Valley on Friday at the United Supermarkets Arena.

The Red Raiders (11-1) extended a 46-game non-conference home winning streak with the 25-point victory where they limited an opponent under 50 and 32 percent shooting for the sixth time this season. TTU, which is 11-1 after 12 games for the fourth straight season, finished off the 2018 calendar year with a 26-10 record and will open Big 12 play next week when it travels to play West Virginia (7-4) at 6 p.m. (CST) on Wednesday at the WVU Coliseum in Morgantown, West Virginia.

"This was a good game to prepare us for West Virginia," Texas Tech coach Chris Beard said. "In our non-conference we try to play people that prepare us. When this game came up, we knew how big of an opportunity it would be for us. We always want to play against well coached teams because it exposes and tests you. This game was a good game for us and I was pleased to win."

Texas Tech finished the game shooting 53.8 percent from the field with four 3-pointers, while UTRGV was held to 32.7 percent for the game after the Red Raider defense locked down and held them to 4-for-23 shooting (17.4 percent) and 15 points in the second half. TTU improved to 8-0 at home with the win while the Vaqueros fell to 8-7 overall on the season with the loss.

Corprew established a new career-high with his 10 rebounds and matched his scoring high after going 6-for-8 from the field. A sophomore who transferred in this season from South Plains College, Corprew made his first career start and would also add three steals for the Red Raiders. Averaging 7.4 points and 4.9 rebounds per game, Corprew had two games with eight rebounds prior to Friday's win over the Vaqueros and now has five double-digit scoring performances this season with 13 also coming against Northern Colorado.

"I feel very comfortable on the court now," Corprew said. "Every day I tell myself to just go out there and work hard and play hard and do my role. I think I'm still doing the same thing that I'm supposed to do when I go out there every night and just play aggressive and basically just play my role."

Culver would score in double-figures for the 12th straight

game to start the season after shooting 8-for-13 from the field, while Matt Mooney led the team with six assists and would also add eight points, four rebounds and two steals. Tariq Owens scored eight of his 10 points in the second half and Brandone Francis led the reserves with eight points in the game that all came in the second half. Francis was 4-for-5 from the field in the second half and also contributed three rebounds. Kyler Edwards would score seven and Malik Ondigo added four rebounds for the Red Raiders who have now won six games by 25 points or more this season.

Corprew's double-double was the second of the season for a Red Raider after Owens had the first with 13 points and 11 rebounds in the win over Memphis on Dec. 1 in Miami.

Terry Winn III led UTRGV with 17 points after going 7-for-14 from the field in the game, while Lesley Varner II and Greg Bowie II scored eight each. The Vaqueros would commit 19 turnovers in the game and were outrebounded by a 34-22 margin.

Texas Tech led 38-31 at halftime after shooting 14-for-28 from the field in the opening 20 minutes led by Culver who had 11 points on a 5-for-9 shooting performance. The Red Raiders, who hit four 3-pointers in the half, led by as many as 11 in the opening half but did trail for 3:18 in it. The team owned the lead at halftime for the 10th time in 12 games this season and had a 17-9 rebounding margin advantage. Mooney added eight points and two assists for the Red Raiders, while Corprew led the team with four rebounds and had seven points. The Vaqueros stayed with TTU by shooting 46.2 percent and forcing eight turnovers in the opening half before the Red Raiders pulled away in the second half.

Texas Tech will return from its game against WVU next Wednesday to host Kansas State on Saturday, Jan. 5, 2019 at 1 p.m. and Oklahoma on Tuesday, Jan. 8, 2019 at the United Supermarkets Arena. The Red Raiders, who are currently 11-1 in non-conference play, will host Arkansas on Saturday, Jan. 26, 2019 in their final non-conference game of the regular season after playing seven Big 12 games.

QUOTES

Texas Tech coach Chris Beard

On preparation for West Virginia:

"This was a good game to prepare us for West Virginia. Mark Adams says he did it on purpose, but I am not sure if I'll buy that. It did turn out to be good. It helped us work on fast breaks and press breakers. This transitions us into the West Virginia game. In our nonconference we try to play people that prepare us. When this game came up, we knew how big of an opportunity it would be for us. We always want to play against well coached teams because it exposes and tests you. This game was a good game for us and I was pleased to win."

Official Basketball Box Score - Game Totals -- Final Statistics

UTRGV vs Texas Tech

12/28/18 6 p.m. at Lubbock, Tx (United Supermarkets Arena)

UTRGV 46 • 8-7

##	Player	Total	3-Ptr	Rebounds	Off	Def	Tot	PF	TP	A	TO	Blk	Stl	Min
		FG-FGA	FG-FGA	FT-FTA										
03	WINN III, Terry	* 7-14	1-1	2-3	2	2	4	0	17	0	4	0	3	34
11	VARNER II, Lesley	* 3-9	2-4	0-0	4	2	6	3	8	0	1	0	2	32
12	GUEYE, Ndene	* 2-3	0-0	1-2	0	1	1	1	5	1	2	1	2	20
14	LEVI, Javon	* 2-6	0-0	0-0	0	2	2	2	4	4	4	0	2	28
22	JACKSON, Jordan	* 0-2	0-2	1-2	0	1	1	3	1	0	1	0	1	14
00	BOWIE II, Greg	2-8	2-6	2-3	0	2	2	1	8	1	2	0	0	20
15	DIBIAMAKA, Uche	0-2	0-1	0-0	0	1	1	2	0	0	0	0	0	10
20	CRNOGORAC, Johnny	0-1	0-1	2-2	0	0	0	2	2	0	1	1	0	11
21	FONTAINE, Isaiah	0-1	0-0	0-0	1	0	1	1	0	0	1	0	1	5
23	SMITH, Tyson	0-3	0-1	0-0	0	2	2	1	0	1	2	0	1	22
24	WILLIAMS, Marlon	0-0	0-0	1-2	0	0	0	1	1	0	0	0	0	4
Team					1	1	2			1				
Totals		16-49	5-16	9-14	8	14	22	17	46	7	19	2	12	200
FG % 1st Half: 12-26 46.2% 2nd half: 4-23 17.4% Game: 16-49 32.7% Deadball Rebounds 5														
3FG % 1st Half: 3-9 33.3% 2nd half: 2-7 28.6% Game: 5-16 31.3%														
FT % 1st Half: 4-6 66.7% 2nd half: 5-8 62.5% Game: 9-14 64.3%														

Texas Tech 71 • 11-1

##	Player	Total	3-Ptr	Rebounds	Off	Def	Tot	PF	TP	A	TO	Blk	Stl	Min
		FG-FGA	FG-FGA	FT-FTA										
03	Corprew,Deshawn	* 6-8	1-2	0-0	4	6	10	1	13	1	3	0	3	27
11	Owens,Tariq	* 4-6	0-1	2-2	1	2	3	2	10	2	3	1	1	26
13	Mooney,Matt	* 3-10	0-4	2-2	0	4	4	3	8	6	2	0	2	29
23	Culver,Jarrett	* 8-13	1-2	2-2	2	2	4	1	19	3	0	0	0	30
25	Moretti,Davide	* 1-3	1-1	2-2	0	2	2	3	5	1	0	0	0	21
00	Edwards,Kyler	2-4	1-1	2-4	0	1	1	0	7	2	1	1	3	26
01	Francis,Brandone	4-6	0-2	0-0	0	3	3	2	8	1	4	0	1	22
10	Ondigo,Malik	0-1	0-0	1-2	2	2	4	0	1	0	0	0	0	10
20	Hicks,Parker	0-1	0-1	0-0	0	1	1	0	0	0	1	0	0	2
24	Benson,Avery	0-0	0-0	0-0	0	0	0	0	0	0	0	0	0	3
30	Sorrells,Andrew	0-0	0-0	0-0	0	0	0	1	0	0	0	0	1	2
35	Mballa,Josh	0-0	0-0	0-2	0	0	0	0	0	0	0	0	0	2
Team					0	2	2			1				
Totals		28-52	4-14	11-16	9	25	34	13	71	16	15	2	11	200
FG % 1st Half: 14-28 50.0% 2nd half: 14-24 58.3% Game: 28-52 53.8% Deadball Rebounds 6														
3FG % 1st Half: 4-9 44.4% 2nd half: 0-5 0.0% Game: 4-14 28.6%														
FT % 1st Half: 6-6 100.0 2nd half: 5-10 50.0% Game: 11-16 68.8%														

Officials: John Higgins, Tom Eades, Kerby Sitton

Technical fouls: UTRGV-None. Texas Tech-None.

Attendance: 11418

Score by periods	1st	2nd	Total
UTRGV	31	15	46
Texas Tech	38	33	71

	In Paint	Off T/O	2nd Chance	Fast Break	Bench
Points UTRGV TTU	12 7	19	3 11	0	11 16

Last FG - UTRGV 2nd-04:08, TTU 2nd-03:03.

Largest lead - UTRGV by 3 1st-14:02, TTU by 26 2nd-01:23.

Score tied - 5 times.

Lead changed - 6 times.

(12-1) RED RAIDERS RALLY FOR BIG 12-OPENING WIN AT WEST VIRGINIA

MORGANTOWN, WV — No. 11 Texas Tech earned its first-ever win at West Virginia with a 62-59 victory over the Mountaineers in its Big 12 opener on Wednesday at the WVU Coliseum.

The Red Raiders (12-1, 1-0 Big 12) were 0-6 all-time in Morgantown coming into the game and was limited to 20 points in the first half before making a comeback and earning the win over the Mountaineers (8-5, 0-1 Big 12).

"I'm just really happy for our players," Texas Tech head coach Chris Beard said. "The Big 12 is like an 18-round fight, so our objective is just to give ourselves a chance every night, and I thought our guys did. Obviously, they outrebounded us and got to the free-throw line. I think we won the game with our ball-handling. We only had three turnovers in the second half. We made them turn it over a little bit more than normal, and then we took care of the ball in the second half. I thought that's where the basketball game was won or lost. I'm just happy for our players. The main reason is that nobody respects West Virginia basketball or Coach (Bob) Huggins more than I do and more than we do."

Jarrett Culver scored all of his team-leading 18 points in the second half after shooting 6-for-8 from the field and 6-for-6 at the free-throw line. Davide Moretti added 14 points, including a 3-pointer to give the Red Raiders a 55-54 lead with 2:09 remaining before Culver made a jumper and four free throws to secure the road victory to open conference play.

West Virginia led 22-14 with 3:33 remaining in the first half before the Red Raiders went on a 17-0 run that spanned nearly seven minutes and with the Red Raiders leading 31-22. The game would tighten and was at 37-31 on a dunk by Culver before WVU regained the lead at 44-43 on a Lamont West 3-pointer with eight minutes remaining. The lead was exchanged four times before Moretti drilled a 3-pointer to give the Red Raiders the one-point lead that would only grow with Culver's jumper, four free throws and then one more free throw by Moretti with three seconds remaining to leave Morgantown with a three-point lead.

Matt Mooney went for 14 points after knocking down five shots from the field and four from the free-throw line, while Moretti finished with 12 after hitting two 3-pointers. Brandone Francis scored eight for the second straight game and also added four rebounds and Norense Odiase and Tariq Owens each had four points. Odiase tied

the game at 48 off an assist from Culver who led the team with two assists. Culver has now scored in double-digits in all 13 games and has led the team in scoring in 12. He's averaging 19.5 points for the season and scored his 18 points in only 22 minutes against WVU after falling into early foul trouble.

Texas Tech finished the game shooting 21-for-55 (38.2 percent) while West Virginia shot 41.9 percent from the field and was limited to 5-for-19 on 3-pointers. The Red Raiders were 17-for-24 from the free-throw line and the Mountaineers were at 18-for-32 in a game where Owens, Odiase and Kyler Edwards each fouled out and Culver had four fouls.

Texas Tech would end the first half on a 6-0 run as the game went to halftime with the Red Raiders trailing 22-20 but with the momentum in a game where they trailed by as many as nine. Mooney led TTU with seven points in the first half, while Owens had four rebounds and Odiase had two blocks. The Red Raiders were limited to 7-for-24 shooting in the first half, including going 0-for-6 on 3-pointers.

West Virginia had a 21-12 lead with four minutes remaining in the half before an 8-1 run by TTU closed out the half. The Red Raiders would cut into the deficit with Odiase hitting a pair of free throws followed by layups from Corprew and Francis. TTU would pull to within three on a steal and one free throw by Francis with 2:40 on the clock before the final point of the half was scored by Mooney who hit one of two free throws. Mooney helped the Red Raiders stay in the game early by hitting a jumper to stop a 7-0 run by the Mountaineers and cut the deficit to 10-8 with 11:25 remaining in the first half. WVU, which held the Red Raiders to their lowest scoring half of the season, controlled most of the half before missing their final four shots and only taking a two point lead into the break.

"What happened was we're playing against a Hall of Fame coach with really good players and a really good defense," Beard said. "They face-guarded Jarrett (Culver) a lot. I thought he had great composure in the second half. He looked like a veteran out there. We had some other guys like (David) Moretti to my left here, with a no-turnover game. He hit some big timely shots. I think any problems that we had with our offense tonight was because West Virginia is a really good defensive team."



Official Basketball Box Score -- Game Totals -- Final Statistics

Texas Tech vs West Virginia

1/2/19 7:00 p.m. at WVU Coliseum, Morgantown, W.Va.

Texas Tech 62 • 12-1/1-0

##	Player		Total		3-Ptr	Rebounds			PF	TP	A	TO	Blk	Stl	Min
			FG	FGA		FT	Off	Def							
11	Owens, Tariq	f	1-3	0-1	2-2	3	1	4	5	4	0	0	2	0	12
32	Odiase, Norense	c	1-1	0-0	2-2	1	2	3	5	4	0	2	2	1	19
13	Mooney, Matt	g	5-13	0-5	4-7	0	3	3	3	14	1	3	0	1	34
23	Culver, Jarrett	g	6-8	0-0	6-6	0	6	6	4	18	2	2	0	1	22
25	Moretti, Davide	g	4-9	2-5	2-3	0	2	2	0	12	0	0	0	3	34
00	Edwards, Kyler		0-5	0-1	0-1	2	1	3	5	0	0	2	0	2	32
01	Francis, Brandone		3-10	1-4	1-3	0	4	4	1	8	1	2	0	4	30
03	Corprew, Deshawn		1-6	0-2	0-0	1	3	4	2	2	1	2	0	0	17
Team						2	0	2							
Totals			21-55	3-18	17-24	9	22	31	25	62	5	13	4	12	200
FG % 1st Half: 7-24		29.2%	2nd half: 14-31		45.2%	Game: 21-55		38.2%	Deadball						
3FG % 1st Half: 0-6		0.0%	2nd half: 3-12		25.0%	Game: 3-18		16.7%	Rebounds						
FT % 1st Half: 6-10		60.0%	2nd half: 11-14		78.6%	Game: 17-24		70.8%	2						

West Virginia 59 • 8-5/0-1

##	Player		Total		3-Ptr	Rebounds			PF	TP	A	TO	Blk	Stl	Min
			FG	FGA		FT	Off	Def							
21	Harris, Wesley	f	1-7	0-2	1-5	0	6	6	5	3	0	1	0	0	26
23	Ahmad, Esa	f	1-4	0-0	4-7	2	3	5	3	6	2	4	1	1	28
31	Routt, Logan	f	1-2	0-0	0-0	1	1	2	2	2	0	0	0	0	7
05	McCabe, Jordan	g	0-0	0-0	0-0	0	0	0	0	0	0	0	0	0	2
14	Harler, Chase	g	0-4	0-4	0-0	0	0	0	4	0	0	0	0	0	19
01	Culver, Derek		3-4	0-0	6-9	1	7	8	2	12	2	2	0	0	28
02	Knapper, Brandon		0-2	0-1	0-0	0	2	2	0	0	0	1	0	0	8
03	Bolden, James		4-8	0-4	1-1	1	1	2	1	9	0	5	1	1	20
10	Haley, Jermaine		2-3	1-1	0-0	1	3	4	5	5	2	2	0	2	29
11	Matthews Jr., Emmitt		0-0	0-0	0-2	0	1	1	0	0	0	0	0	0	1
12	Gordon, Andrew		0-0	0-0	0-0	0	1	1	1	0	0	2	0	1	2
15	West, Lamont		6-9	4-7	6-8	4	3	7	2	22	0	4	0	0	30
Team						1	2	3							
Totals			18-43	5-19	18-32	11	30	41	25	59	6	22	2	5	200
FG % 1st Half: 8-20		40.0%	2nd half: 10-23		43.5%	Game: 18-43		41.9%	Deadball						
3FG % 1st Half: 2-11		18.2%	2nd half: 3-8		37.5%	Game: 5-19		26.3%	Rebounds						
FT % 1st Half: 4-12		33.3%	2nd half: 14-20		70.0%	Game: 18-32		56.3%	6						

Officials: Doug Simmons, Michael Stephens, Bert Smith

Technical fouls: Texas Tech-None. West Virginia-Harris, Wesley.

Attendance: 10358

Owens (TTU) fouled out with 11:19 remaining in the second half.

Harris (WVU) fouled out with 6:42 remaining in the second half.

Odiase (TTU) fouled out with 2:22 remaining. Haley (WVU) at 0:13.

Edwards (TTU) at 0:05.

Score by periods	1st	2nd	Total
Texas Tech	20	42	62
West Virginia	22	37	59

Points	In Paint	Off T/O	2nd Chance	Fast Break	Bench
TTU	30	27	8	6	10
WVU	18	7	14	4	48

Last FG - TTU 2nd-00:40, WVU 2nd-00:14.

Largest lead - TTU by 9 2nd-16:21, WVU by 9 1st-04:53.

Score tied - 4 times.
Lead changed - 8 times.

(13-1) FAST START, STRONG FINISH LEADS RED RAIDERS TO WIN OVER WILDCATS AT HOME

LUBBOCK, Texas — A sold-out United Supermarkets Arena crowd saw No. 11-ranked Texas Tech jump out to a 14-0 lead to start the game and earn a 63-57 win over Kansas State on Saturday to improve to 2-0 in Big 12 play and 9-0 at home this season.

The Red Raiders (13-1, 2-0 Big 12) held the Wildcats (10-4, 0-2 Big 12) to an 0-for-13 shooting performance to begin the game with their first basket not coming until the 9:12 mark of the first half. TTU led 17-3 eight minutes into the game and by as many as 16 in the first half before the game tightened in the second half. The Wildcats would pull to within one point with 6:56 remaining in the game before Davide Moretti took over with a 3-pointer and layup to push the lead back to six. KSU would never get back into the game with the Red Raiders making 10 of 12 free throws down the stretch.

"I thought we showed grit," Texas Tech coach Chris Beard said. "We weren't playing our best at one point, but we hung in there. We just held on, and that's a good thing in the game of basketball. If you can hold that threshold you're doing good. A college basketball game is 10 four-minute games. Tonight we won the game in the first

half. Our defense was locked in. We basically won the first game during the first half and made enough plays late to survive. This is what the Big 12 is. I would love to come out here and play well for 38 minutes but that's not the reality of this league."

Texas Tech, which opened Big 12 play with a win 62-59 road win at West Virginia, will return to action at 8 p.m. on Tuesday when it hosts Oklahoma at the USA. The Sooners will be coming off a 74-64 win over Oklahoma State on Saturday and are currently 12-2 on the season and 1-1 in conference play after beginning the week with a 70-63 loss at Kansas. The Red Raiders continue leading the nation by limiting teams to 33.4 percent shooting and is second by holding teams to 53.1 points per game.

Moretti led the Red Raiders with a career-high 19 points after going 7-for-11 from the field with three 3-pointers and two free throws. A sophomore from Italy, Moretti had previously scored 17 points in wins over Mississippi Valley State and Southern Cal this season and came into the game on Saturday averaging 8.7 points per game. His game was highlighted by his 19 points, but it also included an impressive steal with 1:34 remaining where he dove for a loose ball and with four rebounds. He'd finish with two assists and two steals in a game where he also fouled out in the final minute.

"I tried to attack the basket and get fouled," Moretti said. "With every play I just tried to be more aggressive. Some stats I played good. I had way too many turnovers and too many stupid fouls. Those are the things I need to clean up. I have to work on turnovers. My teammates need me to work on that."

Matt Mooney added 14 points, including a 3-pointer to start the 14-0 run, and also had four rebounds and a steal in the win. Jarrett Culver, Tyler Edwards and Tariq Owens each had nine points and Deshaun Corprew hit one 3-pointer. The Red Raiders finished the game shooting 44.7 percent from the field, including hitting six 3-pointers. Moretti led the team with his three 3s, while Mooney, Corprew and Edwards each added one. Culver's nine points were the first time this season that he has not scored in double-digits and came with him struggling from the field at 2-for-7 and going 5-for-10 at the free-throw line. He's now shooting 56 percent from the field and leads the Red Raiders with 18.7 points per game this season.

Texas Tech owned a 34-19 lead at halftime after limiting the Wildcats to 23.1 percent shooting and 0-for-9 on 3-pointers. Moretti led the Red Raiders with nine points and also had four rebounds and two assists at half, while Edwards had seven and Owens six. TTU was 11-for-25 (44 percent) from the field and hit four 3-pointers to take the 15-point halftime lead.

Barry Brown led Kansas State with 16 points and three steals, while Cartier Diarra added 11 and Makol Mawien recorded a double-double with 10 points and 11 rebounds. The Wildcats, who host West Virginia on Wednesday, were limited to 33.3 percent shooting by the nation's top defensive team. KSU would finish the game 4-for-23 on 3-pointers (17.4 percent) and had a 33-32 rebounding margin advantage with 13 offensive rebounds coming on their misses.

QUICK NOTES

The Red Raiders are now 42-4 on their home court under Beard. Texas Tech improved 4-1 against KSU with Beard as head coach. Kansas State now leads the all-time series 23-16. TTU is now 12-7 against KSU in Lubbock. TTU has now won three straight against the Wildcats. The two teams will play again on Tuesday, Jan. 22 in Manhattan.

POSTGAME QUOTE

Texas Tech sophomore Davide Moretti
On protecting the home court after a big win against West Virginia:
"The first thing we set out to do today was protect the home court. For our fans, we tried to play aggressive. We tried to play hard defense and be tough every single possession. Our first objective this game was to protect the home court."



Official Basketball Box Score -- Game Totals -- Final Statistics
Kansas State vs Texas Tech
1/5/19 1 p.m. at Lubbock, Tx (United Supermarkets Arena)

Kansas State 57 • 10-4, 0-2

#	Player	Total		3-Ptr		Rebounds			PF	TP	A	TO	Blk	Stl	Min
		FG	FGA	FG	FGA	FT	FTA	Off	Def	Tot					
00	McGUIRL, Mike	* 0-3	0-0	0-0	0-0	0	0	0	0	3	0	0	0	0	6
02	DIARRA, Cartier	* 2-8	0-5	7-9	2	1	3	3	11	1	1	0	1	36	
05	BROWN, Barry	* 5-17	2-6	4-6	1	1	2	4	16	1	2	1	3	40-	
14	MAWIEN, Makol	* 5-8	0-0	0-0	4	7	11	2	10	0	5	1	0	25	
20	SNEED, Xavier	* 1-8	0-5	2-4	0	5	5	5	4	2	2	0	1	37	
01	NEAL-WILLIAMS, Shau	2-4	1-2	2-3	0	3	3	4	7	2	1	1	0	19	
03	STOKES, Kamau	3-8	1-5	0-1	1	0	1	1	7	2	1	0	0	21	
23	TRICE, Austin	0-0	0-0	0-1	1	0	1	1	0	0	0	0	0	5	
34	STOCKARD III, Levi	1-1	0-0	0-0	2	3	5	2	2	1	1	0	0	11	
	Team				2	0	2				1				
	Totals	19-57	4-23	15-24	13	20	33	25	57	9	14	3	6	200	

FG % 1st Half: 6-26	23.1%	2nd half: 13-31	41.9%	Game: 19-57	33.3%	Deadball
3FG % 1st Half: 0-9	0.0%	2nd half: 4-14	28.6%	Game: 4-23	17.4%	Rebounds
FT % 1st Half: 7-10	70.0%	2nd half: 8-14	57.1%	Game: 15-24	62.5%	7

Texas Tech 63 • 13-1, 2-0

#	Player	Total		3-Ptr		Rebounds			PF	TP	A	TO	Blk	Stl	Min
		FG	FGA	FG	FGA	FT	FTA	Off	Def	Tot					
11	Owens, Tariq	* 2-3	0-1	5-7	3	5	8	4	9	2	5	3	1	34	
13	Mooney, Matt	* 3-6	1-2	7-8	0	4	4	1	14	0	2	0	1	34	
23	Culver, Jarrett	* 2-7	0-3	5-10	2	5	7	2	9	3	3	1	0	37	
25	Moretti, Davide	* 7-11	3-7	2-2	0	4	4	5	19	2	5	0	2	32	
32	Odiase, Norene	* 0-0	0-0	0-0	0	2	2	2	0	0	1	2	0	9	
00	Edwards, Tyler	2-4	1-1	4-4	0	1	1	3	9	1	0	1	0	15	
01	Francis, Brandone	0-5	0-3	0-0	0	2	2	3	0	1	1	1	0	25	
03	Corprew, Deshaun	1-2	1-2	0-0	0	1	1	2	3	0	0	0	1	14	
	Team				0	3	3				2				
	Totals	17-38	6-19	23-31	5	27	32	22	63	9	19	8	5	200	

FG % 1st Half: 11-25	44.0%	2nd half: 6-13	46.2%	Game: 17-38	44.7%	Deadball
3FG % 1st Half: 4-12	33.3%	2nd half: 2-7	28.6%	Game: 6-19	31.6%	Rebounds
FT % 1st Half: 8-8	100.0	2nd half: 15-23	65.2%	Game: 23-31	74.2%	4

Officials: Gerry Pollard, Rick Crawford, Marques Pettigrew
Technical fouls: Kansas State-None. Texas Tech-Francis, Brandone.
Attendance: 15098

Score by periods	1st	2nd	Total
Kansas State	19	38	57
Texas Tech	34	29	63

Last FG - KS 2nd-00:06, TTU 2nd-05:54.
Largest lead - KS None, TTU by 16 1st-01:13.

Points	In	Off	2nd	Fast	Bench
KS	Paint	T/O	Chance	Break	
TTU	24	13	8	2	16
	14	13	4	6	12

Score tied - 0 times.
Lead changed - 0 times.

(14-1) RED RAIDERS LOCK SOONERS DOWN IN SECOND HALF TO MOVE TO 3-0 IN BIG 12 PLAY

LUBBOCK, Texas – Texas Tech senior Brandone Francis provided the spark and sophomore Jarrett Culver took over to lead the No. 8 Red Raiders to a 66-59 win over No. 23 Oklahoma on Tuesday at the United Supermarkets Arena.

The Red Raiders (14-1, 3-0 Big 12) finished the game on a 15-8 run with Culver scoring nine during it to pull away after the game was tied at 51 with five minutes to play. TTU, which trailed by four at halftime, improved to 10-0 at home with the win and is 3-0 to start conference play for the second straight season under head coach Chris Beard who improved to 43-4 at home leading the Red Raiders.

Texas Tech finished the game shooting 17-for-17 from the free-throw line and its national-leading defense held Oklahoma (12-3, 1-2 Big 12) to only 32.3 shooting. The Red Raiders are now limiting teams to only 33.3 percent shooting through 15 games and also lead the Big 12 with a 19.5 scoring margin and holding opponents to 53.5 points per game. TTU, which plays at Texas at 1 p.m. on Saturday in Austin, has now held all three conference opponents under 60 points and have not allowed any of

its opponents to score over 70 this season. The Longhorns (10-5, 2-1 Big 12) will be coming off a 61-58 loss at Oklahoma State, but have won 22 straight over the Red Raiders in Austin dating back to TTU's last win there on Feb. 24, 1996.

"It's an 18-round fight and we're excited to win round three against a team that we have nothing but respect for," Beard said. "I've said it all week in preparation and I'll stand by it, Oklahoma is going to be a part of the fight for the conference championship. I'm just really happy for our players tonight because I think we just beat a really good team."

Culver recorded his first double-double of the season and third of his career after going for 23 points and 13 rebounds. The Lubbock native also had double-doubles last season against West Virginia and Texas in conference play as a freshman and would drop 23/13 on the Sooners with 11 points and nine rebounds coming in the second half. With the game tied, Culver made back-to-back layups for a 55-51 lead with 3:37 remaining, a lead Texas Tech wouldn't relinquish.

Oklahoma led by as many as eight points in the game and had a five point lead with 13 minutes remaining before

Francis drilled a 3-pointer to cut it to two. Francis would get a defense rebound on the next possession, hit two free throws on the next to tie the game at 46 and three possessions later hit his second 3-pointer to give the Red Raiders a 51-48 lead. He finished the game with eight points after being held scoreless last Saturday against Kansas State.

Davide Moretti added 12 points after hitting two 3-pointers and four free throws a game after recording a career-high 19 points against KSU. Moretti is now averaging 14.3 points per game through three conference games with seven 3-pointers to lead the Red Raiders. Tariq Owens would add four blocks and six rebounds, while Matt Mooney had seven points and two assists. Owens now has 38 blocks and has had four or more blocks in three games. He's averaging 2.5 per game which ranks second behind on Jaxson Hayes who is averaging 2.6 for the Longhorns. The Red Raiders finished with eight blocks for the second straight game, including one each from Norense Odiase, Kyler Edwards, Francis and Corprew to go along with four from Owens.

Texas Tech finished the game shooting 44.9 percent from the field despite going only 5-for-19 on 3-pointers, while the defense forced 14 turnovers and held them to 20-for-62 shooting. OU was 9-for-29 on 3-pointers in the game led by Christian James who had three and finished with a team-high 14 points. Brady Manek would also hit three 3-pointers and had 13 points and seven rebounds for the Sooners who finished the game shooting 10-for-14 from the free-throw line.

Texas Tech trailed 35-31 at halftime after starting the game hot with an 8-0 run but seeing Oklahoma storm back late in the half with a 9-0 run that gave the Sooners a 27-23 lead. Moretti came out with two 3-pointers followed by an assist to Norense Odiase for a dunk to grab the early 8-0 lead in the game. The Sooners had a 24-15 rebounding advantage, including a 10-1 margin on the offensive end to take the four-point lead. OU led 30-25 on a Christian James 3-pointer with 4:32 remaining in the half before Culver hit a pair of free throws and a jumper for the final four points of the half. Culver's jumper came with two seconds remaining and gave him 12 points and 4-for-7 shooting in the first half. Culver was 4-for-4 at the free-throw line for the Red Raiders who were 6-for-6 at halftime and also had six points from Moretti. James led OU at halftime with nine points, while Doolittle and Manek had seven points each.

The Red Raiders, who trailed for only the fourth time this season at halftime, were shooting 11-for-28 from the field (39.3 percent) in the first half while the Sooners were 12-for-36 (33.3). OU was 5-for-14 on 3-pointers and also 6-for-6 on free throws against TTU which started the game 3-for-13 on 3-pointers.

"The first half they were beating us on rebounds, and I believe we beat them on rebounds in the second half," Culver said. "Coach knows that rebounding would be tough and boxing out and that's what we tried to do. We fought to the end and played to the bone."



Official Basketball Box Score -- Game Totals -- Final Statistics
Oklahoma vs Texas Tech
 1/8/19 8 p.m. at Lubbock, Tx (United Supermarkets Arena)

Oklahoma 59 • 12-3, 1-2

#	Player		Total		3-Ptr		Rebounds			PF	TP	A	TO	Blk	Stl	Min
			FG-FGA	FG-FGA	FT-FTA	Off	Def	Tot								
00	James, Christian	*	4-12	3-10	3-4	2	4	6	4	14	1	3	1	1	36	
02	Calixte, Aaron	*	3-9	2-5	0-0	0	1	1	2	8	3	1	0	0	28	
03	Reynolds, Miles	*	1-9	0-3	2-5	2	2	4	3	4	1	2	0	0	25	
21	Doolittle, Kristian	*	4-9	0-0	1-1	3	5	8	3	9	0	3	0	5	36	
35	Manek, Brady	*	4-10	3-6	2-2	3	4	7	0	13	1	1	0	0	30	
01	Odomes, Rashard		2-3	0-0	2-2	1	0	1	1	6	0	1	0	0	9	
04	McNeace, Jamuni		1-1	0-0	0-0	0	1	1	3	2	0	2	1	0	8	
05	Freeman, Matt		0-1	0-1	0-0	0	0	0	1	0	0	0	0	0	5	
24	Bieniemy, Jamal		1-8	1-4	0-0	1	4	5	1	3	5	1	0	1	23	
Team						4	1	5								
Totals			20-62	9-29	10-14	16	22	38	18	59	11	14	2	7	200	
FG % 1st Half: 12-36 33.3%			2nd half: 8-26 30.8%			Game: 20-62 32.3%						Deadball Rebounds 2				
3FG % 1st Half: 5-14 35.7%			2nd half: 4-15 26.7%			Game: 9-29 31.0%										
FT % 1st Half: 6-6 100.0			2nd half: 4-8 50.0%			Game: 10-14 71.4%										

Texas Tech 66 • 14-1, 3-0

##	Player		Total		3-Ptr		Rebounds			PF	TP	A	TO	Blk	Stl	Min
			FG-FGA	FG-FGA	FT-FTA	Off	Def	Tot								
11	Owens,Tariq	*	2-8	0-3	0-0	1	5	6	2	4	2	1	4	1	29	
13	Mooney,Matt	*	2-8	1-3	2-2	0	3	3	2	7	2	3	0	0	31	
23	Culver,Jarrett	*	8-13	0-3	7-7	2	11	13	2	23	2	4	0	2	36	
25	Moretti,Davide	*	3-7	2-5	4-4	0	2	2	0	12	3	1	0	3	36	
32	Odiase,Norense	*	3-3	0-0	2-2	0	1	1	3	8	0	1	1	1	19	
00	Edwards,Kyler		0-3	0-1	0-0	0	1	1	1	0	1	0	1	1	13	
01	Francis,Brandone		2-4	2-3	2-2	0	1	1	2	8	0	1	1	0	21	
03	Corprew,Deshaun		2-3	0-1	0-0	0	1	1	2	4	1	1	1	0	15	
Team						0	3	3								
Totals			22-49	5-19	17-17	3	28	31	14	66	11	14	8	8	200	
FG % 1st Half: 11-28 39.3%			2nd half: 11-21 52.4%			Game: 22-49 44.9%						Deadball Rebounds 2				
3FG % 1st Half: 3-13 23.1%			2nd half: 2-6 33.3%			Game: 5-19 26.3%										
FT % 1st Half: 6-6 100.0			2nd half: 11-11 100.0			Game: 17-17 100.0										

Officials: Tom Eades, Ray Natili, Chris Rastatter
 Technical fouls: Oklahoma-None. Texas Tech-None.
 Attendance: 14090

Score by periods	1st	2nd	Total
Oklahoma	35	24	59
Texas Tech	31	35	66

Last FG - OU 2nd-00:39, TTU 2nd-01:21.
 Largest lead - OU by 8 1st-00:57, TTU by 8 1st-17:21.

Points	In Paint	Off T/O	2nd Chance	Fast Break	Bench
OU	18	14	16	5	11
TTU	24	13	4	2	12

Score tied - 5 times.
 Lead changed - 8 times.

**(15-1) RED RAIDERS END LOSING STREAK IN AUSTIN; IM-
PROVE TO 4-0 IN BIG 12 PLAY**

AUSTIN — You have to go back to the final year of the Southwest Conference to find the last time Texas Tech accomplished what it did on Saturday — win at the Frank Erwin Center.

Matt Mooney scored a season-high 22 points and Jarrett Culver went for 14 points and nine rebounds to lead the No. 8 Red Raiders to a 68-62 win over Texas for the first win in Austin since Feb. 24, 1996. In historic terms, Texas Tech ended a stretch of 22 straight Big 12 road losses to the Longhorns on their home court and for only the second time in program improved to 4-0 in Big 12 play (2003-04) and has only one loss through 16 games (1995-96). TTU also improved to 5-0 overall this season and 3-0 in conference play when trailing at halftime and is now 2-0 on the road in conference play.

"The main reason I'm happy for our guys is because I think we just beat a really good team that is going to be a part of the fight," Texas Tech coach Chris Beard said. "I thought our guys played with a lot of poise. We didn't feel like we were playing our best in the first half and made some adjustments at halftime. We had four guys in double

figures, had a low-turnover game and competed on the boards. That's how I think we won a close game."

The Red Raiders (15-1, 4-0 Big 12) finished the game shooting 44.4 percent from the field with five second-half 3-pointers and were 13-for-17 at the free throw line. TTU, which is now 4-3 against Texas under Beard, was 7-for-8 from the line down the stretch, including two by Brandone Francis, Mooney and Tariq Owens to secure the win over the Longhorns (10-6, 2-2 Big 12). Texas was 23-for-57 from the field and was only the third team this season to shoot over 40 percent against the Red Raider defense which is now holding teams to 33.8 percent shooting for the season.

"We are a defensive team," Beard said. "That's our identity. Teams like Texas make it look like you can't play defense from time to time. I thought our guys were dialed in for most of the game. We big block out and good rotation and close-outs."

Mooney finished the game shooting 8-for-10 from the field, including going 3-for-3 on 3-pointers and with 14 of his 22 coming in the second half. He had a previous season-high of 17 earlier this year against Southern Cal and is now 11.4 points per game in his first season

at Texas Tech. He would add five rebounds, two assists and two steals. Tariq Owens had four blocked shots for the second straight game and now has 13 blocks through four Big 12 games. Owens added 12 points on a 4-for-5 shooting night while Davide Moretti buried three 3-pointers and finished with 13 points. Norense Odiase secured eight rebounds, including a team-high four on the offensive side of the court. Culver, who has now scored in double figures in 15 of 16 games, recorded six assists for the third time this season and was one rebound away from his second straight double-double after he went for 23 points and 13 rebounds in the win over No. 23 Oklahoma on Tuesday.

"I knew someone was going to have to step up and I had some open looks and I was able to knock them down," Mooney said. "We had to get it going offensively with only 26 points at half."

Texas Tech led 55-48 after an Odiase dunk that followed a Moretti 3-pointer and a Culver jumper. The 7-0 run by the Red Raiders gave them their biggest advantage of the game after leading 48-43 with 10 minutes remaining on an Owens dunk after two straight baskets by Mooney. The Red Raiders went on a previous 7-0 that was capped with a Owens dunk that came after a Mooney layup and a four-point play by Moretti who was fouled on a 3-pointer and then made the free throw. The run gave TTU a 40-35 lead five minutes into the half after being down four at halftime. Mooney gave the Red Raiders an immediate spark in the second half by hitting two 3-pointers to open half to give the Red Raiders a 32-30 lead.

Texas Tech trailed 30-26 at halftime after shooting 10-for-28 from the field and only 2-for-5 on 3-pointers. Mooney led the team with eight points and three rebounds at the half, while Culver, Owens and Moretti each had six for the Red Raiders. Mooney was 3-for-5 from the field with one 3-pointers and Owens had three first-half blocks. TTU started game 2-for-10, but led 4-2 at first media timeout with Texas starting 1-for-5. A 9-0 run by the Longhorns had them leading 16-11 before two free throws and a dunk by Owens followed by a Moretti jumper to give the Red Raiders a 19-18 lead. Mooney would hit his 3-pointer to give the Red Raiders a 23-21 lead with 3:23 remaining and Moretti hit his to tie it at 26. The Longhorns closed the half on a 4-0 run with two free throws and a layup.

Kerwin Roach II led the Longhorns with 17 points and also added five assists, while Jaxson Hayes had 15 points and five rebounds. Dylan Osetkowski provided nine rebounds and Jase Febres had 12 to lead the UT bench. The Longhorns shot 40.4 percent from the field and were 7-for-20 on 3-pointers against the TTU defense.

Texas Tech will now host No. 20 Iowa State at 8 p.m. on Wednesday at the United Supermarkets Arena before playing at Baylor next Saturday. The Red Raiders are currently 10-0 at home this season, 1-0 in Big 12 play at home after the win over Oklahoma and are 43-4 at home under Beard. The Cyclones (12-4, 2-2 Big 12) are coming off a 73-70 loss at Baylor on Tuesday and a 58-57 loss to Kansas State on Saturday.



Official Basketball Box Score -- Game Totals -- Final Statistics

Texas Tech vs Texas

01/12/19 1:01 P.M. at Austin, TX (Frank Erwin Center)

Texas Tech 68 • 15-1, 4-0

#	Player		Total		3-Ptr	Rebounds					PF	TP	A	TO	Blk	Stl	Min
			FG-FGA	FG-FGA	FT-FTA	Off	Def	Tot									
11	Owens,Tariq	f	4-5	0-0	4-4	1	2	3	2	12	1	0	4	0	33		
32	Odiase,Norense	c	1-7	0-0	0-0	4	4	8	0	2	0	0	1	0	16		
13	Mooney,Matt	g	8-10	3-3	3-4	0	5	5	2	22	2	2	0	2	37		
23	Culver,Jarrett	g	6-11	0-2	2-4	2	7	9	2	14	6	4	2	0	33		
25	Moretti,Davide	g	4-9	3-6	2-3	0	2	2	2	13	1	0	0	3	33		
00	Edwards,Kyler		0-3	0-1	0-0	0	2	2	2	0	1	2	0	1	14		
01	Francis,Brandone		1-8	1-7	2-2	0	0	0	2	5	3	1	0	0	30		
03	Corprew,Deshawn		0-1	0-0	0-0	0	0	0	0	0	0	0	0	0	4		
Team						0	1	1									
Totals			24-54	7-19	13-17	7	23	30	12	68	14	9	7	6	200		
FG % 1st Half: 10-28 35.7%			2nd half: 14-26 53.8%			Game: 24-54 44.4%			Deadball Rebounds 1								
3FG % 1st Half: 2-5 40.0%			2nd half: 5-14 35.7%			Game: 7-19 36.8%											
FT % 1st Half: 4-6 66.7%			2nd half: 9-11 81.8%			Game: 13-17 76.5%											

Texas 62 • 10-6, 2-2

#	Player		Total		3-Ptr	Rebounds					PF	TP	A	TO	Blk	Stl	Min
			FG-FGA	FG-FGA	FT-FTA	Off	Def	Tot									
10	Hayes, Jaxson	f	6-8	0-0	3-5	0	5	5	3	15	0	4	1	0	30		
21	Osetkowski, Dylan	f	1-5	0-1	0-0	4	5	9	3	2	1	1	0	1	25		
02	Coleman III, Matt	g	3-11	0-1	2-2	2	1	3	2	8	5	1	0	2	32		
12	Roach II, Kerwin	g	6-13	2-6	3-4	1	4	5	3	17	5	3	0	0	37		
55	Mitrou-Long, Elijah	g	2-6	2-4	0-0	0	2	2	2	6	1	2	0	0	23		
03	Ramey, Courtney		1-7	0-3	0-0	2	3	5	1	2	2	1	0	1	21		
05	Hamm Jr., Royce		0-0	0-0	0-0	1	0	1	1	0	0	1	0	0	3		
13	Febres, Jase		4-7	3-5	1-2	1	2	3	1	12	0	1	0	0	27		
20	Sims, Jericho		0-0	0-0	0-0	0	0	0	0	0	0	0	0	0	2		
Team						2	2	4									
Totals			23-57	7-20	9-13	13	24	37	16	62	14	14	1	4	200		
FG % 1st Half: 12-30 40.0%			2nd half: 11-27 40.7%			Game: 23-57 40.4%						Deadball Rebounds 2,2					
3FG % 1st Half: 3-10 30.0%			2nd half: 4-10 40.0%			Game: 7-20 35.0%											
FT % 1st Half: 3-4 75.0%			2nd half: 6-9 66.7%			Game: 9-13 69.2%											

Officials: Gary Maxwell, Ron Groover, Darron George

Technical fouls: Texas Tech-None. Texas-None.

Attendance: 14070

Score by periods	1st	2nd	Total
Texas Tech	26	42	68
Texas	30	32	62


Last FG - TTU 2nd-03:36, UT 2nd-00:02.

Largest lead - TTU by 10 2nd-03:36, UT by 5 1st-07:00.

Points	In	Off	2nd	Fast	Bench
Paint	Paint	T/O	Chance	Break	
TTU	26	10	7	8	5
UT	30	13	11	5	14

Score tied - 4 times.

Lead changed - 8 times.



Official Basketball Box Score - Game Totals -- Final Statistics

ISU vs Texas Tech

1/16/19 8:00 pm at Lubbock, Tx (United Supermarkets Arena)

ISU 68 • 13-4, 3-2

##	Player	*	Total		3-Ptr		Rebounds			PF	TP	A	TO	Blk	Stl	Min
			FG-FGA		FG-FGA		FT-FTA	Off	Def							
01	Weiler-Babb, Nick	*	5-8		1-2		0-0	0	5	5	4	11	0	3	1	1
03	Shayok, Marial	*	6-13		3-6		5-6	0	6	6	4	20	1	2	0	0
11	Horton-Tucker, Talen	*	3-9		0-4		1-4	0	8	8	1	7	3	1	0	1
12	Jacobson, Michael	*	6-10		0-2		2-3	3	7	10	4	14	0	1	2	1
22	Haliburton, Tyrese	*	1-3		0-2		0-0	0	2	2	0	2	6	0	3	0
04	Conditt IV, George		1-1		0-0		1-2	0	1	1	2	3	1	0	0	1
05	Wigginton, Lindell		3-12		1-5		4-4	1	5	6	1	11	2	1	0	2
Team																200
Totals			25-56		5-21		13-19	5	34	39	16	68	13	9	6	
<div>FG % 1st Half: 14-31 45.2% 2nd half: 11-25 44.0% Game: 25-56 44.6% Deadball</div> <div>3FG % 1st Half: 4-16 25.0% 2nd half: 1-5 20.0% Game: 5-21 23.8% Rebounds</div> <div>FT % 1st Half: 9-12 75.0% 2nd half: 4-7 57.1% Game: 13-19 68.4% 5</div>																

Texas Tech 64 • 15-2, 4-1

##	Player	*	Total		3-Ptr		Rebounds			PF	TP	A	TO	Blk	Stl	Min
			FG-FGA		FG-FGA		FT-FTA	Off	Def							
11	Owens,Tariq	*	3-5		0-0		1-2	1	4	5	1	7	1	1	3	2
13	Mooney,Matt	*	4-9		0-3		0-0	0	2	2	4	8	1	2	0	0
23	Culver, Jarrett	*	7-21		1-3		5-10	4	12	16	1	20	1	5	0	2
25	Moretti,Davide	*	4-9		2-5		0-0	0	0	0	2	10	1	0	0	0
32	Odiashe,Norene	*	2-5		0-0		0-0	3	2	5	2	4	0	0	1	0
00	Edwards,Kyler		4-7		1-3		0-3	1	3	4	1	9	2	1	0	0
01	Francis,Brandone		2-7		2-4		0-0	0	2	2	4	6	0	0	1	0
21	Moore,Khavon		0-0		0-0		0-0	0	0	0	0	0	0	0	0	2
Team																200
Totals			26-63		6-18		6-15	9	28	37	15	64	6	9	5	
<div>FG % 1st Half: 15-32 46.9% 2nd half: 11-31 35.5% Game: 26-63 41.3% Deadball</div> <div>3FG % 1st Half: 2-10 20.0% 2nd half: 4-8 50.0% Game: 6-18 33.3% Rebounds</div> <div>FT % 1st Half: 1-2 50.0% 2nd half: 5-13 38.5% Game: 6-15 40.0% 3</div>																

Officials: Ray Natili, Rick Crawford, Bert Smith

Technical fouls: ISU-None. Texas Tech-None.

Attendance: 15098

Score by periods	1st	2nd	Total
ISU	41	27	68
Texas Tech	33	31	64

Points

ISU

TTU

In Paint

30

36

Off T/O

10

6

2nd Chance

4

6

Fast Break

12

5

Bench

14

15

Last FG - ISU 2nd-01:01, TTU 2nd-00:09.

Largest lead - ISU by 10 2nd-18:18, TTU by 4 1st-17:01.

Score tied - 6 times.

Lead changed - 4 times.

Official Basketball Box Score - Game Totals -- Final Statistics

Texas Tech vs Baylor

01/19/19 5:00 pm CT at Waco, Texas (Ferrell Center)

Texas Tech 62 • 15-3, 4-2 #8/9

##	Player		Total		3-Ptr		Rebounds			PF	TP	A	TO	Blk	Stl	Min
			FG-FGA	FG-FGA	FT-FTA	FT-FTA	Off	Def	Tot							
11	Owens,Tariq	f	2-4	0-0	4-4	4-4	4	2	6	5	8	1	1	1	0	30
32	Odiase,Norene	c	0-1	0-0	0-0	0-0	0	2	2	0	0	0	1	2	0	15
13	Mooney,Matt	g	1-6	0-3	0-1	0-1	0	1	1	3	2	1	3	0	1	28
23	Culver,Jarrett	g	9-16	1-4	0-0	0-0	1	8	9	2	19	5	7	0	3	37
25	Moretti,Davide	g	3-4	1-2	6-7	0-0	0	3	3	1	13	2	2	0	3	37
00	Edwards,Kyler		1-5	0-2	2-2	0-0	0	2	2	1	4	2	1	0	1	21
01	Francis,Brandon		4-8	3-4	3-5	1-1	2	4	14	0	14	0	1	0	0	23
03	Corprew,Deshaun		1-1	0-0	0-0	1-0	1	0	1	2	2	1	1	0	0	8
10	Onديو,Malik		0-0	0-0	0-0	0-0	0	0	0	0	0	0	0	0	0	1
Team							1	2	3							
Totals			21-45	5-15	15-19	15-19	8	21	29	18	62	12	17	3	8	200
FG % 1st Half: 9-21 42.9% 2nd half: 12-24 50.0% Game: 21-45 46.7%																
3FG % 1st Half: 3-7 42.9% 2nd half: 2-8 25.0% Game: 5-15 33.3%																
FT % 1st Half: 10-12 83.3% 2nd half: 5-7 71.4% Game: 15-19 78.9%																
Deadball Rebounds 1																

Baylor 73 • 11-6, 3-2

##	Player		Total		3-Ptr		Rebounds			PF	TP	A	TO	Blk	Stl	Min
			FG-FGA	FG-FGA	FT-FTA	FT-FTA	Off	Def	Tot							
11	Vital,Mark	f	3-5	0-0	0-1	0-1	5	3	8	0	6	5	5	0	0	23
25	Kegler,Mario	f	4-8	1-3	0-0	0-0	1	4	5	3	9	0	1	0	0	21
03	McClure,King	g	3-9	2-5	0-0	0-0	1	5	6	2	8	4	2	0	4	37
10	Mason,Makai	g	4-10	4-7	4-4	0-0	0	0	0	4	16	2	1	0	0	32
20	Butler,Jared	g	7-15	2-8	3-3	1-0	1	0	1	2	19	5	1	0	3	29
00	Thamba,Flo		0-0	0-0	1-2	0-0	0	2	2	2	1	0	2	0	1	16
21	Mayer,Matthew		0-2	0-2	0-0	0-1	1	1	1	1	0	0	0	0	1	3
22	Bandoo,Devonte		2-7	2-4	2-2	0-1	1	1	0	8	0	0	1	0	19	
31	Gillespie,Freddie		1-2	0-0	4-4	2-3	5	3	6	0	1	0	1	0	1	20
Team						2	0	2								
Totals			24-58	11-29	14-16	12-19	31	17	73	16	13	1	10	1	10	200
FG % 1st Half: 13-34 38.2% 2nd half: 11-24 45.8% Game: 24-58 41.4%																
3FG % 1st Half: 7-18 38.9% 2nd half: 4-11 36.4% Game: 11-29 37.9%																
FT % 1st Half: 0-0 0.0% 2nd half: 14-16 87.5% Game: 14-16 87.5%																
Deadball Rebounds 3																

Officials: Larry Spaulding, Michael Greenstein, Chance Moore

Technical fouls: Texas Tech-None. Baylor-None.

Attendance: 9018

Fouled Out: TTU #11 Owens 1:12

Score by periods	1st	2nd	Total
Texas Tech	31	31	62
Baylor	33	40	73

	In Paint	Off T/O	2nd Chance	Fast Break	Bench
Points TTU	24	18	2	4	20
BU	26	13	11	6	15

Last FG - TTU 2nd-01:20, BU 2nd-03:23.

Largest lead - TTU by 13 1st-10:29, BU by 13 2nd-08:13.

Score tied - 2 times.

Lead changed - 1 time.

(15-4) RED RAIDERS GO COLD IN MANHATTAN

MANHATTAN, Kan. — Kansas State earned a 58-45 Big 12 Conference win over No. 14 Texas Tech on Tuesday after shooting 46.3 percent from the field and limiting the Red Raiders to a season-low 32.7 percent at the Bramlage Coliseum.

The Red Raiders (15-4, 4-3 Big 12) won the first matchup against the Wildcats by a 63-57 margin on Jan. 5 in Lubbock, but have now lost three in a row with KSU (15-4, 5-2) shooting the highest percentage an opponent has this season against them. The Wildcats have won five in a row since dropping the decision at TTU.

Jarrett Culver led the Red Raiders with 17 points, seven rebounds and five steals, while Tariq Owens added 12 points with two 3-pointers. Davide Moretti also had two 3-pointers and finished with six and five players scored two points each. Texas Tech finished the game shooting 16-for-49 from the field and were only 5-for-23 on 3-pointers. KSU was 19-for-41 from the field and also went 15-for-22 from the free-throw line as it improved to 10-1 at home.

"First of all it is about K-State's defense," Texas Tech coach

Chris Beard said. "One team this year has broken 70 on them. We knew it was going to be a difficult game to score so we set up a game plan. We have to score on different levels to play against teams like this. You have to get some points off your fast break and we had very few. We had to get points off our secondary break. We had very few. You have to score points off your defense and we had a few in the first half. I thought our guys were dialed in and played really hard in the first half. We just did not make enough shots."

Barry Brown led KSU with 15 points and seven rebounds, while Dean Wade had 13 points.

Texas Tech trailed by eight at halftime and wouldn't be able to cut the deficit to under six throughout the second half. A Moretti 3-pointer made it 51-43, but besides a Culver layup with 30 seconds remaining that was all the Red Raiders were able to score against the Wildcats. TTU would go 8-for-25 (32 percent) in the second half and were only 2-for-3 at the free-throw line in the second half.

Moretti had also stopped a 7-0 run by KSU by hitting a 3-pointer with 10 minutes to play followed by two Culver free throws to cut the deficit to eight at the 9:35 mark. That margin stuck until KSU's Dean Wade hit two free

throws with 6:42 to play for a 48-38 game followed by a Stokes 3-pointer. Matt Mooney would respond for the Red Raiders with his first basket of the game and the first Red Raider points in four minutes to make it 51-40 with 5:37 but the team was unable to continue momentum.

Down eight at halftime, the Red Raiders stayed in the game early in the second half with Culver making a pair of jumpers and Owens hitting his second 3-pointer of the game to make it 39-33 with 16 minutes to play. The Wildcats would push it to nine though with Mike McGuirl hitting a 3-pointer and then had a 44-33 lead on a Barry Brown layup with 11:06 on the clock. The Red Raiders were 4-for-10 from the field with three turnovers in the opening nine minutes of the second half before Moretti's 3-pointer stopped KSU's run and made it 46-36 with 10 minutes to play.

Texas Tech trailed 32-24 at halftime after being limited to 8-for-24 shooting (33.3 percent) from the field and going 2-for-9 on 3-pointers. Culver led the Red Raiders with nine points and five rebounds in the half, while Owens had seven points and Corprew added three rebounds. Owens, who came off the bench for the first time this season, scored seven of the first 11 points for the Red Raiders in the game. Brown led Kansas State with 11 points and three rebounds in the opening half where the Wildcats were 12-for-22 from the field and had a 15-11 rebounding advantage.

"They made shots," Beard said. "They were very aggressive, they got to the free throw line and late in the game when we were trying to come back from a deficit they got good looks. If you look at the first 32 minutes or so we played okay defense. K-State was really hitting shots tonight."

Kansas State started the contest on a 7-2 run with the Red Raiders committing three turnovers and going 1-for-5 from the field. TTU stopped that run coming out of a timeout with Mooney lobbing a pass up to Owens for a dunk followed by Owens hitting his third 3-pointer of the season to tie the game. The Red Raiders were on a 7-0 run of their own with a pair of Francis free throws for their first lead of the game.

Texas Tech led 15-13 on a Deshawn Corprew tip-in with 10:09 remaining in the first half but would not make a basket again until a Culver 3-pointer with 1:38 to play in the half. KSU went on a 15-3 run during that time with the Red Raiders going 1-for-9 from the field. A pair of Culver free throws and Edwards going 1-for-2 at the line was all the Red Raiders scored during the stretch before the 3. Culver would made a layup with 1:08 to play and Edwards hit one of two free throws for the final points of the first half. The Red Raiders would go into the locker room at halftime trailing for the sixth time in seven conference games this season.

Texas Tech will return to action against Arkansas at 5 p.m. on Saturday in the Big 12/SEC Challenge at the United Supermarkets Arena.



Official Basketball Box Score -- Game Totals -- Final Statistics

Texas Tech vs Kansas State

01/22/19 6:01 p.m. CT at Manhattan, Kan. - Bramlage Coliseum

Texas Tech 45 • 15-4 (4-3)

#	Player		Total		3-Ptr		Rebounds			PF	TP	A	TO	Blk	Stl	Min
			FG-FGA		FG-FGA		Off	Def	Tot							
32	Odiase, Norene	f	1-1		0-0		0	0	2	3	2	0	1	0	0	8
01	Francis, Brandone	g	0-3		0-1		2	2	1	0	1	1	3	0	0	27
13	Mooney, Matt	g	1-9		0-4		0	0	1	3	2	3	0	0	2	28
23	Culver, Jarrett	g	6-16		1-6		4	5	0	7	7	3	3	0	5	37
25	Moretti, Davide	g	2-6		2-5		0	0	2	2	6	0	3	0	2	33
00	Edwards, Kyler		0-3		0-2		2	4	1	0	1	2	0	0	0	19
03	Corprew, Deshawn		1-3		0-1		0	0	1	3	4	1	2	0	1	15
11	Owens, Tariq		5-8		2-4		0	0	2	4	6	3	12	0	1	1
	Team						0	1	1				1			
Totals			16-49		5-23		8	11	7	18	25	19	45	7	13	2
			FG % 1st Half: 8-24 33.3%		2nd half: 8-25 32.0%		Game: 16-49 32.7%									
			3FG % 1st Half: 2-9 22.2%		2nd half: 3-14 21.4%		Game: 5-23 21.7%									
			FT % 1st Half: 6-8 75.0%		2nd half: 2-3 66.7%		Game: 8-11 72.7%									

Deadball
Rebounds
2,1

Kansas State 58 • 15-4 (5-2)

#	Player		Total		3-Ptr		Rebounds			PF	TP	A	TO	Blk	Stl	Min
			FG-FGA		FG-FGA		Off	Def	Tot							
14	MAWIEN, Makol	f	3-6		0-0		1	2	0	4	4	2	7	0	1	0
20	SNEED, Xavier	f	2-3		1-2		0	0	1	5	6	4	5	0	4	0
32	WADE, Dean	f	3-6		0-1		7	8	0	4	4	1	13	1	2	0
03	STOKES, Kamau	g	1-6		1-2		5	5	0	3	3	3	8	3	2	0
05	BROWN, Barry	g	6-11		2-7		1	5	2	5	7	1	15	1	2	0
00	McGUIRL, Mike		4-9		1-5		0	0	2	0	2	2	9	1	1	0
01	NEAL-WILLIAMS, Shau		0-0		0-0		0	0	0	0	0	0	0	0	0	0
02	DIARRA, Cartier		0-0		0-0		1	2	0	2	2	3	1	0	4	0
34	STOCKARD III, Levi		0-0		0-0		0	0	1	2	3	0	0	1	0	0
	Team						0	2	2				1			
Totals			19-41		5-17		15	22	6	27	33	16	58	7	17	0
			FG % 1st Half: 12-22 54.5%		2nd half: 7-19 36.8%		Game: 19-41 46.3%									
			3FG % 1st Half: 2-9 22.2%		2nd half: 3-8 37.5%		Game: 5-17 29.4%									
			FT % 1st Half: 6-8 75.0%		2nd half: 9-14 64.3%		Game: 15-22 68.2%									

Deadball
Rebounds
4

Officials: Doug Simons, Michael Stephens, Tony Padilla
Technical fouls: Texas Tech-None. Kansas State-None.
Attendance: 11134

Score by periods	1st	2nd	Total
Texas Tech	24	21	45
Kansas State	32	26	58

Last FG - TTU 2nd-00:27, KS 2nd-01:32.
Largest lead - TTU by 2 1st-13:08, KS by 15 2nd-01:32.

Points	In Paint	Off T/O	2nd Chance	Fast Break	Bench
TTU	20	10	6	2	16
KS	18	16	10	4	10

Score tied - 6 times.
Lead changed - 4 times.

"I think you have to give Arkansas a lot of credit, but I do think our guys showed a lot of grit to come back after being down at half time and finding a way to win, when it really wasn't our best night," Texas Tech coach Chris Beard said. "I'm happy for our players. I think we beat a really

Texas Tech had its largest lead of the game at 12 when Norelse Odiase pulled down an offensive rebound and scored on a dunk with eight minutes remaining before

Gafford led the Razorbacks with 14 points and added five rebounds, while Harris and Mason Jones each had 11. Arkansas shot 43.8 percent from the field in the game but was limited to 4-for-19 on 3-pointers and was 18-for-26 at the free-throw line.

Texas Tech trailed 33-30 at halftime with Jalen Harris hitting a 3-point buzzer beater to give the Razorbacks the lead. The Red Raiders were shooting 11-for-20 (55 percent) at half but also had 15 turnovers, while Arkansas was shooting 40.7 percent from the field, was 8-for-9 at the free-throw line and had nine turnovers. Moretti led the Red Raiders with 14 points after going 5-for-7 from the field with two 3-pointers and Francis had five points off the bench. TTU was 5-for-10 on 3-pointers in the opening half, while the Razorbacks were 3-for-10. Harris was leading Arkansas with nine points after his shot to end the half.

"Definitely feels great to get a win, Arkansas is a real good team so it feels good to get a win against them, but at the same time we got a lot of work to do to get better," Mooney said. "TCU is a real good team so we really can't celebrate for too long for this one because they are coming up in less than 48 hours, but it feels good right now."

Official Basketball Box Score - Game Totals - Final Statistics

Arkansas vs Texas Tech

1/26/19 5 p.m. at Lubbock, Tx (United Supermarkets Arena)

Arkansas 64 • 11-8

##	Player		Total	3-Ptr	FT-FTA	Rebounds			PF	TP	A	TO	Blk	Stl	Min	
			FG-FGA	FG-FGA		Off	Def	Tot								
01	JOE, Isaiah	*	1-6	0-5	3-3	0	0	0	2	5	1	1	0	2	29	
02	BAILEY, Adrio	*	3-4	0-0	2-4	0	2	2	0	8	1	1	0	2	24	
05	HARRIS, Jalen		4-12	1-3	2-2	0	1	1	2	11	2	3	1	3	34	
10	GAFFORD, Daniel	*	6-6	0-0	2-5	2	3	5	3	14	0	2	1	0	26	
13	JONES, Mason	*	3-8	2-6	3-4	0	3	3	5	11	1	0	0	1	27	
00	SILLS, Desi		1-2	0-1	1-2	0	2	2	1	3	0	2	0	0	8	
11	EMBERY-SIMPSON, K.		1-5	0-3	3-4	0	1	1	3	5	1	1	0	2	26	
22	OSABUOHIEH, Gabe		1-3	1-1	0-0	1	1	2	1	3	0	3	0	0	14	
35	CHANEY, Reggie		1-2	0-0	2-2	2	1	3	3	4	0	2	0	0	12	
Team						4	4	8				2				
Totals			21-48	4-19	18-26	9	18	27	20	64	6	17	2	10	200	
FG % 1st Half: 11-27 40.7% 2nd half: 10-21 47.6% Game: 21-48 43.8%																Deadball
3FG % 1st Half: 3-10 30.0% 2nd half: 1-9 11.1% Game: 4-19 21.1%																Rebounds
FT % 1st Half: 8-9 88.9% 2nd half: 10-17 58.8% Game: 18-26 69.2%																7

Texas Tech 67 • 16-4

##	Player		Total	3-Ptr	FT-FTA	Rebounds			PF	TP	A	TO	Blk	Stl	Min	
			FG-FGA	FG-FGA		Off	Def	Tot								
11	Owens,Tariq	*	1-1	0-0	0-0	1	2	3	5	2	2	1	3	0	21	
13	Mooney,Matt	*	4-8	1-2	3-4	2	1	3	0	12	2	5	0	0	29	
23	Culver,Jarrett	*	5-12	4-5	1-4	0	3	3	3	15	4	4	0	3	36	
25	Morette,Davide	*	6-9	3-6	6-7	1	1	2	4	21	2	1	0	1	32	
32	Odiase,Norensse	*	1-1	0-0	0-0	1	6	7	4	2	1	4	1	0	23	
00	Edwards,Kyler		2-5	0-1	3-4	0	2	2	1	7	1	2	0	1	16	
01	Francis,Brandone		2-5	1-3	0-0	0	2	2	2	5	1	1	0	0	29	
03	Corprew,Deshawn		1-2	1-2	0-0	0	2	2	2	3	1	0	0	0	13	
24	Benson,Avery		0-0	0-0	0-0	0	0	0	0	0	0	0	0	0	1	
Team						1	0	1				3				
Totals			22-43	10-19	13-19	6	19	25	21	67	14	21	4	5	200	
FG % 1st Half: 11-20 55.0% 2nd half: 11-23 47.8% Game: 22-43 51.2%																Deadball
3FG % 1st Half: 5-10 50.0% 2nd half: 5-9 55.6% Game: 10-19 52.6%																Rebounds
FT % 1st Half: 3-6 50.0% 2nd half: 10-13 76.9% Game: 13-19 68.4%																3

Officials: Ray Natili, Darron George, Marques Pettigrew

Technical fouls: Arkansas-None. Texas Tech-None.

Attendance: 14290

Score by periods	1st	2nd	Total
Arkansas	33	31	64
Texas Tech	30	37	67

Points	In	Off	2nd	Fast	Bench
AR	Paint	T/O	Chance	Break	
TTU	25	25	11	4	15
	16	26	2	2	15

Last FG - AR 2nd-00:01, TTU 2nd-07:41.

Largest lead - AR by 3 1st-00:01, TTU by 12 2nd-08:28.

Score tied - 5 times.

Lead changed - 6 times.

Texas Tech (17-5, 5-4 Big 12) had a two-game winning streak end, while the Jayhawks (17-5, 6-3 Big 12) snapped a two-game skid after hitting a season-high 13 3-pointers against the Red Raiders. TTU was limited to 34.4 percent shooting, including going 6-for-28 on 3-pointers while Kansas made nine first-half 3-pointers and shot 45.8 percent from the field. Tariq Owens led Tech with his second double-double of the season after going for 12 points and 10 rebounds, while Davide Moretti had three 3-pointers for the third straight game and led the team with 14 points. Jarrett Culver would add 10 points and six rebounds and Matt Mooney finished with 11 points. Owens added three blocked shots in the game and now has 54 for the season.

10 rebounds. Three KU players made three 3-pointers each with Lawson at 3-for-3 from beyond the arc, Legerald Vick going 3-for-4 and Devon Dotson making 3 of 5. Dotson finished the game with a career-high 20 points and Vick had 13 points and six rebounds for the Jayhawks who led throughout and by as many as 24. Lawson now has 15 double-doubles this season for the Jayhawks who had 19 assists on their 27 baskets.

Texas Tech will return to action on ESPN's Big Monday against West Virginia at 8 p.m. at the United Supermarkets Arena. The Red Raiders earned a 62-59 win over the Mountaineers on Jan. 2 in Morgantown, West Virginia in their Big 12 opener with Culver leading the team with 18 points and six rebounds, while Mooney added 14 and Moretti had 12 in the first-ever win for Tech at WVU. It is the second straight week where TTU will host ESPN Big Monday after not appearing on that national platform since 2006 before last week's win over TCU. West Virginia (10-12, 2-7 Big 12) is coming off a 79-71 win over Oklahoma on Saturday that snapped a three-game losing streak.

the Jayhawks went on a 7-2 run and led 66-48 with eight minutes on the clock. The Red Raiders were 0-for-2 on 3-pointers, while KU was 3-for-3 from the field with one 3-pointer during the run that took it from a 13-point hole back to 18. Texas Tech finished the game with a 42-39 advantage on the boards but could never overcome the 3-point shooting of the Jayhawks. Tech also was 13 of 22 at the free-throw line (59.1 percent) in the game where they were 34.4 percent from the field and 21.4 percent from beyond the arc.

Texas Tech, which fell to 12-19 in ranked vs. ranked matchups, trailed 46-26 at halftime after seeing the Jayhawks go 9-for-15 on 3-pointers and the Red Raiders being held to 10-for-33 (30.3 percent) shooting from the field. Tech had only two turnovers but were being outrebounded by a 22-14 margin as they went to the locker room trailing for the 10th time this season. Culver was leading the Red Raiders with eight points, but was only 4-for-11 to start the game including going 0-for-4 on 3-pointers. Mooney and Moretti each had seven points and Owens was at four points as the teams went into the locker room. KU was on a 10-2 run to start the game with the Red Raiders at 1-for-7 shooting, including going 0-for-3 on 3-pointers in the first five minutes of the game.

Lawson led KU with 16 points at halftime, including going 3-for-3 on 3-pointers and Vick had 11 after he also went 3-for-3 from beyond the arc to start the game. The Jayhawks were shooting 16-for-29 (55.2 percent) from the field and were 5-for-6 at the free-throw line as they built the 20-point advantage.

Texas Tech and Kansas will matchup again Saturday, Feb. 23 at the United Supermarkets Arena. The Jayhawks will go into that game with a 35-5 all-time advantage in the series, including an 18-1 record in Lawrence after their win on Saturday.



Tech (18-5, 6-4 Big 12) improved to 13-1 at home with the win and swept the season series over WVU (10-13, 2-8 Big 12) for the first time since the Mountaineers joined the conference in 2013. TTU, which earned a 62-59 win over the Mountaineers back on Jan. 2 in Morgantown, West Virginia in the first meeting between the two teams, finished the game 30-for-57 (52.6 percent) and owned a 37-27 rebounding advantage. The only other 30-point Red Raider win in Big 12 play came in a 93-62 win over Baylor on Jan. 2, 1999.

"They responded. We didn't have our best effort against Kansas, but that's coaching too," said Texas Tech coach

Chris Beard, who improved to 46-5 at home in his three seasons leading the program. "We responded and we told each other the truth. We know West Virginia is a little undermanned right now and shorthanded and some of their best players are hurt. I think if West Virginia and Tech played 10 times, it would be 5 and 5 in my opinion. Tonight's score is not a good representation. I think you have to give our players credit for responding when our backs were against the wall. I was not pleased in the way we played against Kansas. All you can do is respond. Tonight I thought we played much better."

Brandone Francis led Texas Tech with a season-high 16 points in a game where nine Red Raiders scored, while WVU made nine baskets total in the game. Francis was 7-for-10 from the field, including going 2-for-3 on 3-pointers but came up one point shy of his career-high of 17 that came last season at West Virginia.

"I was a little more focused today," Francis said. "I went out there and played with a chip on my shoulder with something to prove. I talked to my mom today, I had it in my mind and I just went out there, with a chip on my shoulder thinking about my family."

Jarrett Culver finished the game with 12 points and four

assists and Davide Moretti added 11 points from the starting lineup. Deshawn Corprew would contribute 10 points after going 3-for-3 from the field and 2-for-2 at the line, while Norens Odiase led the team with 10 rebounds and was one point away from his first double-double of the season. A senior from Fort Worth, Odiase now has 508 rebounds in his career and seven double-digit rebounding performances.

"I have said it over and over, he is one of our better players," said Beard of Odiase. "He has to play his best for us to win. I think he is one of the most physical and dominant guys in the league. Tonight I thought he imposed his will. He had some big rebounds. He is a really good free throw shooter and has good poise. He is just someone I trust"

Matt Mooney added five assists, four steals and nine points and Tariq Owens had seven points and four rebounds. Moretti would also have four assists in the game for the Red Raiders who had 20 assists on 30 baskets in the game and owned a 38-10 scoring advantage in the paint. Derek Culver led WVU with 23 points and 12 rebounds, while Jordan McCabe had seven. The Mountaineers were 3-for-16 on 3-pointers in the game and scored 29 of their 50 points at the free-throw line after going 29-for-41.

Texas Tech would lead by as many as 39 points in the game where they built on a 15-point halftime advantage with Francis hitting a jumper two minutes into the second half to push the lead to 42-22 and then led by 30 on a Corprew jumper three minutes later. The Red Raiders led 59-24 on an Owens layup for their first 35-point margin and was up 79-40 when Parker Hicks hit a 3-pointer. WVU finished the game with the final four points to cut the deficit to 31 to match Tech's largest conference margin of victory.

Texas Tech led 36-21 at halftime after going 13-for-26 with three 3-pointers and limiting the Mountaineers to 3-for-17 shooting. Culver led the Red Raiders with 10 points at halftime, while Francis had seven and Owens, Mooney, Moretti and Odiase each had four. The Red Raiders trailed 5-0 to start the game but went on a 13-0 run midway through the half and finished it on a 24-7 run that ended with Francis hitting a layup in the final seconds. The run included Odiase almost ripping down the goal with a dunk for an 18-16 lead. The lead grew to six on an Owens jumper and to 11 with Francis hitting a 3-pointer. Tech had a 14-point lead when Culver buried a 3-pointer at the shot-clock buzzer with 2:55 remaining in the half before Francis' layup at the end took to halftime with the largest lead of the half.

The Red Raiders have now won six games by 30 or more points this season and own a 13.4 scoring margin advantage through 23 games.



Official Basketball Box Score -- Game Totals -- Final Statistics
West Virginia vs Texas Tech
 2/4/19 8 p.m. at Lubbock, Tx (United Supermarkets Arena)

#	Player	Total		3-Ptr	Rebounds					PF	TP	A	TO	Blk	Stl	Min
		FG-FGA	FG-FGA		FT-FTA	Off	Def	Total								
01	Culver, Derek	*	4-10	0-0	15-24	5	7	12	1	23	0	5	1	1	35	
05	McCabe, Jordan	*	2-5	1-3	2-2	0	0	0	2	7	0	2	0	1	22	
10	Haley, Jermaine	*	1-3	0-1	2-3	1	0	1	3	4	4	5	0	3	21	
21	Harris, Wesley	*	0-2	0-1	5-6	0	3	3	4	5	0	1	0	2	28	
23	Ahmad, Esa	*	0-4	0-2	3-4	1	1	2	4	3	0	5	1	1	21	
00	Doomes, Trey		0-1	0-0	0-0	0	1	1	0	0	0	1	0	0	7	
02	Knapper, Brandon		1-6	1-4	2-2	0	1	1	3	5	0	0	0	0	15	
11	Matthews Jr., Emmitt		1-2	1-1	0-0	0	2	2	1	3	0	2	0	1	13	
12	Gordon, Andrew		0-0	0-0	0-0	0	1	1	1	0	0	2	0	0	5	
14	Harler, Chase		0-5	0-3	0-0	1	0	1	1	0	1	1	0	1	23	
15	West, Lamont		0-1	0-1	0-0	0	1	1	1	0	0	2	0	0	10	
31	Routt, Logan		0-0	0-0	0-0	0	0	0	1	0	0	0	0	0	0	
	Team					2	0	2								
	Totals		9-39	3-16	29-41	10	17	27	22	50	5	26	2	10	200	

FG % 1st Half:	3-17	17.6%	2nd half:	6-22	27.3%	Game:	9-39	23.1%	Deadball Rebounds 9
3FG % 1st Half:	1-6	16.7%	2nd half:	2-10	20.0%	Game:	3-16	18.8%	
FT % 1st Half:	14-18	77.8%	2nd half:	15-23	65.2%	Game:	29-41	70.7%	

#	Player		Total		3-Ptr	Rebounds				PF	TP	A	TO	Blk	Stl	Min
			FG-FGA	FG-FGA	FT-FTA	Off	Def	Total								
11	Owens,Tariq	*	3-4	0-0	1-2	3	1	4	4	7	0	1	1	0	0	13
13	Mooney,Matt	*	3-9	1-3	2-2	0	3	3	2	9	5	3	1	4	0	26
23	Culver,Jarrett	*	5-9	1-3	1-4	0	2	2	4	12	4	1	0	0	0	24
25	Moretti,Davide	*	3-5	1-2	4-4	0	1	1	3	11	4	1	0	1	0	28
32	Odiasi,Norense	*	3-4	0-0	3-6	4	6	10	3	9	1	1	1	0	0	23
00	Edwards,Kyler		1-3	0-1	0-0	0	3	3	2	2	4	4	0	0	0	18
01	Francis,Brandone		7-10	2-3	0-0	0	2	2	1	16	0	3	0	3	0	24
03	Corprew,Deshawn		3-3	2-2	2-2	1	2	3	4	10	0	2	0	1	1	13
20	Hicks,Parker		2-4	1-3	0-0	0	0	0	0	5	0	0	0	1	0	7
24	Benson,Avery		0-2	0-2	0-0	2	1	3	3	0	1	2	0	3	11	0
34	Sorrells,Andrew		0-2	0-2	0-0	0	0	0	2	0	0	0	0	0	0	6
35	Mballa,Josh		0-2	0-1	0-0	0	0	0	1	0	1	2	1	0	0	7
	Team					2	2	4			1					
	Totals		30-57	8-22	13-20	12	23	35	29	81	20	21	4	13	0	200

FG % 1st Half:	13-26	50.0%	2nd half:	17-31	54.8%	Game:	30-57	52.6%	Deadball Rebounds 5
3FG % 1st Half:	3-8	37.5%	2nd half:	5-14	35.7%	Game:	8-22	36.4%	
FT % 1st Half:	7-10	70.0%	2nd half:	6-10	60.0%	Game:	13-20	65.0%	

Officials: Gerry Pollard, Kipp Kissinger, Ray Natili
Technical fouls: West Virginia-Knapper, Brandon. Texas Tech-None.
Attendance: 12831

Score by periods	1st	2nd	Total
West Virginia	21	29	50
Texas Tech	36	45	81

Last FG - WVU 2nd-00:48, TTU 2nd-05:03.
Largest lead - WVU by 5 1st-18:31. TTU by 39 2nd-06:22.

	In	Off	2nd	Fast	
Points	Paint	T/O	Chance	Break	Bench
WVU	10	14	8	2	8
TTU	38	31	9	14	33

Score tied - 2 times.
Lead changed - 1 time.

(19-5) RED RAIDERS SWEEP SEASON SERIES AGAINST OKLAHOMA WITH WIN IN NORMAN

NORMAN, Oklahoma – Texas Tech senior Norene Odiase secured 11 rebounds, freshman Kyler Edwards recorded a career-high six assists and four Red Raiders scored in double-figures in a 66-54 Big 12 Conference road win over Oklahoma on Saturday at the Lloyd Noble Center.

No. 18 Texas Tech (19-5, 7-4 Big 12) swept the season series over Oklahoma (15-9, 3-8 Big 12) for the first time since 2010 after limiting the Sooners to 36.2 percent shooting, owning the rebounding advantage and matching a season-best with 10 3-pointers. Tech, which led 35-24 at halftime with seven 3-pointers, had won a 66-59 decision over OU in the first matchup earlier this season in Lubbock and has now won three straight over the Sooners dating back to last season.

Davide Moretti led the Red Raiders with 14 points after hitting four shots from the field and going 4-for-4 at the free-throw line, while Jarrett Culver had 13 points and Matt Mooney and Brandone Francis had 11 each. The Red Raiders finished the game shooting 42.6 percent the field and made 10 3-pointers for the fourth time this season.

Odiase, who had 10 rebounds in Monday's 81-50 win over West Virginia, now has four games with double-digit rebounds this season and Tariq Owens now has six games with four or more blocks and 59 for the season after having four against the Sooners. Owens also had four blocks against the Sooners in the first matchup. Moretti has now scored in double figures in 10 of 11 conference games and has led the team in five games this season.

Texas Tech is now 4-1 in its last five games after a three-game losing streak that had the Red Raiders at 4-3 in conference play. The team has since run off conference wins over TCU, West Virginia and now the Sooners and find themselves among the leaders in the Big 12 Conference fight.

"We have been getting better in practice and in games," Texas Tech coach Chris Beard said. "I think today we made a couple steps and that is what we are all trying to do this time of year. We all feel the pressure and the need to win these games, but there is something bigger than each individual game that is coming. For us, it's just playing the best we can. Are we playing better right now than we were a couple of weeks ago? Yes. Are we playing as well as we can? No. This time of year is about trying to improve and today against an opponent and coach that we have a

lot of respect for I thought we did improve."

Francis led the Red Raiders with three 3-pointers, while Mooney added two 3s and led the team with four steals for the second straight game. Mooney now leads Tech with 43 steals this season and also 71 assists after adding three more against the Sooners. Edwards recorded his career-high six assists after having four on Monday against WVU and also scored eight points in a game where the Red Raiders had 15 total assists on 23 made shots. Mooney and Culver both added three assists and Francis had two along with five rebounds in the game.

OU only led once in the opening minute of the game and only got the game to single-digits once in the second half. The Red Raiders took their 11-point halftime lead to 20 for the first time on a Culver jumper and would lead by as many as 23 points with six minutes remaining. Tech's lead was cut to nine on a Miles Reynolds layup with 13 minutes to play before a Moretti 3-pointer took the advantage to 49-37 in a game that never got closer.

Culver would make the 10th 3-pointer of the game for the Red Raiders to push the lead to 64-41 at the 5:46 mark that would be the final basket of the game for Tech. Rashard Odomes led the Sooners with 14 points after going 5-for-5 from the field, while Brady Manek and Christian James had 11. Manek recorded a double-double with 11 rebounds to go along with his 11 points and James also added eight rebounds. Tech had a 38-35 rebounding advantage in the game and limited the Sooners to 4-for-14 from beyond the arc.

The Red Raiders took a 35-24 lead into halftime with Odiase grabbing his seventh rebound of the half and putting in a buzzer-beater for the 11-point lead at the break. TTU was shooting 43.3 percent from the field with seven 3-pointers, while OU was limited to 8-for-29 shooting (27.6 percent) and only had two 3s.

TTU took a 30-13 lead on a Francis 3-pointer that capped a 13-0 run before the Sooners went on a 7-0 run of their own to get back into the game. Another Francis shot from beyond the arc gave the Red Raiders the 33-20 lead with 1:45 remaining in the half. Francis led the Red Raiders with 11 points at halftime after going 4-for-6 from the field with three 3-pointers. Mooney and Moretti had five points each at halftime, while Odiase had two points to go along with his seven rebounds at the break. Tech owned a 23-18 rebounding advantage after 20 minutes with Edwards and Francis having three each and Corprew at two as the reserves had eight of the first 23 rebounds for the Red Raiders.

Edwards had five points in the half after making back-to-back baskets, first a layup and then a 3-pointer to give the Red Raiders a 25-13 in the middle of the 13-0 run. Tech had started the game 2-for-10 with Francis hitting one 3-pointer and then a layup to give the Red Raiders a 7-4 lead, but OU was also 2-for-10 to start the game. Tech led by double-digits at halftime for the fourth conference game of the season.



Official Basketball Box Score -- Game Totals -- Final Statistics

Texas Tech vs Oklahoma
02/09/19 3:00 PM at Lloyd Noble Center

Texas Tech 66 • 19-5, 7-4 Big 12

		Total		3-Ptr		Rebounds										
##	Player		FG-FGA	FG-FGA	FT-FTA	Off	Def	Tot	PF	TP	A	TO	Blk	Stl	Min	
11	Owens,Tariq	f	1-6	0-1	0-0	2	4	6	4	2	0	0	4	1	27	
32	Odiase,Norensse	c	1-4	0-0	0-0	3	8	11	3	2	1	1	2	1	16	
13	Mooney,Matt	g	4-10	2-5	1-3	0	1	1	1	11	3	3	1	4	28	
23	Culver,Jarrett	g	4-12	1-3	4-4	0	0	0	2	13	3	4	0	0	32	
25	Moretti,Davide	g	4-7	2-4	4-4	0	2	2	2	14	0	3	0	0	30	
00	Edwards,Kyler		3-3	1-1	1-1	0	4	4	4	8	6	1	0	1	25	
01	Francis,Brandone		4-8	3-5	0-0	1	4	5	1	11	2	0	0	0	26	
03	Corprew,Deshawn		2-4	1-3	0-0	1	5	6	1	5	0	2	0	0	15	
24	Benson,Avery		0-0	0-0	0-0	0	0	0	0	0	0	0	0	0	1	
Team						2	1	3								
Totals			23-54	10-22	10-12	9	29	38	18	66	15	14	7	7	200	
FG % 1st Half: 13-30 43.3%		2nd half: 10-24 41.7%		Game: 23-54 42.6%		Deadball Rebounds 1										
3FG % 1st Half: 7-15 46.7%		2nd half: 3-7 42.9%		Game: 10-22 45.5%												
FT % 1st Half: 2-2 100.0		2nd half: 8-10 80.0%		Game: 10-12 83.3%												

Oklahoma 54 • 15-9, 3-8 Big 12

#	Player		Total		3-Ptr	Rebounds				PF	TP	A	TO	Blk	Stl	Min
			FG-FGA	FG-FGA		FT-FTA	Off	Def	Tot							
21	Doolittle,Kristian	f	3-8	0-0	4-4	1	3	4	3	10	2	2	0	0	0	30
35	Manek,Brady	f	5-10	1-4	0-0	3	8	11	2	11	1	2	1	1	1	32
00	James,Christian	g	4-14	3-4	0-0	2	6	8	2	11	0	2	0	0	0	33
02	Calixte,Aaron	g	0-6	0-4	0-1	0	2	2	2	0	1	4	0	1	1	24
24	Bieniemy,Jamal	g	3-8	0-1	0-1	0	2	2	4	6	3	2	0	4	4	35
01	Odomes,Rashard		5-5	0-0	4-6	2	2	4	2	14	0	0	0	0	0	18
03	Reynolds,Miles		1-4	0-0	0-0	0	0	0	1	2	2	0	0	1	1	10
05	Freeman,Matt		0-2	0-1	0-0	0	0	0	0	0	0	0	0	0	0	15
44	Polla,Hannes		0-1	0-0	0-0	1	0	1	1	0	0	0	0	0	0	3
Team						1	2	3								
Totals			21-58	4-14	8-12	10	25	35	17	54	9	14	1	7	200	
FG % 1st Half: 8-29 27.6%			2nd half: 13-29 44.8%			Game: 21-58 36.2%						Deadball				
3FG % 1st Half: 2-7 28.6%			2nd half: 2-7 28.6%			Game: 4-14 28.6%						Rebounds				
FT % 1st Half: 6-10 60.0%			2nd half: 2-2 100.0			Game: 8-12 66.7%						1				

Officials: John Higgins, Paul Janssen, Antinio Petty
Technical fouls: Texas Tech-None. Oklahoma-None.
Attendance: 9463
Estimated Attendance: 6,612

Score by periods	1st	2nd	Total
Texas Tech	35	31	66
Oklahoma	24	30	54

Last FG - TTU 2nd-05:46, OU 2nd-00:02.
Largest lead - TTU by 23 2nd-05:46, OU by 2 1st-19:07.

Points	In	Off	2nd	Fast	Bench
TTU	20	7	11	7	24
OU	30	12	3	4	16

Score tied - 1 time.
Lead changed - 1 time.

G25 No. 15 Texas Tech 78, Oklahoma State 50 (Feb. 13, 2019)

(20-5) RED RAIDERS ROLL TO WIN IN STILLWATER

STILLWATER, Oklahoma – Texas Tech senior Matt Mooney made five 3-pointers, Davide Moretti had a career-high eight assists and the No. 15 Red Raiders hit a season-high 12 shots from beyond the arc in a 78-50 Big 12 Conference win over Oklahoma State on Wednesday at the Gallagher-Iba Arena.

The Red Raiders (20-5, 8-4 Big 12) were up 21 points at halftime and ran away with the game in the second half by going on a 15-0 run to start the half that had them leading 62-25 with 13:37 remaining. Tech, which has now won 20 or more games 13 times in program history and has outscored its last three conference opponents by a 23.7 scoring margin, finished the game shooting 51.8 percent from the field, including going 12-for-25 on 3-pointers. The defense limited the Cowboys (9-15, 2-9 Big 12) to 36.7 percent shooting and forced 14 turnovers, while the Red Raiders committed only eight turnovers in the game. The Red Raiders have now shot over 50 percent in nine games this season and have limited their opponents under 40 percent in 16 of 25 games.

"I think the biggest positive tonight, offensively, was that this a low-turnover game," Texas Tech head coach Chris

Beard said. "We can't always count on making shots like we did tonight. Our guys put a lot of time in, so from time-to-time, we're going to have nights like tonight."

Texas Tech will return to action at 1 p.m. on Saturday against Baylor at the United Supermarkets Arena. The Red Raiders are 13-1 on their home court this season and are 46-5 at the USA under Beard in the past three seasons.

Jarrett Culver led the Red Raiders with 19 points on a 7-for-12 shooting performance, while Mooney finished with 15 with a season-high five 3s. Tariq Owens led the Red Raiders with seven rebounds and added 11 points in a game where eight players scored. Moretti added nine points with three 3-pointers to go along with his assists and Norense Odiase scored eight and had three rebounds. Odiase was 4-for-4 from the free-throw line and the Red Raiders were 8-for-10 in the game. Mooney had two games during his time at South Dakota with five 3-pointers and now has 1,747 points in his collegiate career.

"Once we start making shots, we're really hard to guard," Mooney said. "Teams have to close out on us more, that lets us run in transition, they've got to close out on shooters faster which opens up driving lanes. We were

able to get the ball inside and spray it around. We got hot tonight and played well offensively."


Moretti is the first Red Raider to have eight assists in a game since Toddrick Gotcher did against Iowa State in 2016. A sophomore from Italy, Moretti now has 104 assists in his career and four games this season with six or more assists. His previous career-high was seven three weeks ago against TCU. Owens added two blocked shots and now has 61 on the season. He's one of only four players in program history to have over 60 blocks in a season and is approaching the all-time single-season record where he is only behind Tony Battie who set the record with 71 in the 1996-97 season and Brodney Kennard who had 69 in 1999-2000.

Culver has now scored 857 points in his career through 62 games and has led the Red Raiders in scoring 18 times this season. He's averaging 17.7 points per game and has recorded double-digit scoring performances in 24 of 25 games. He's also leading the team with 6.2 rebounds per game after having three against the Cowboys.

The 28-point win was the second highest in conference play this season after last week's 31-point win over West Virginia and the 12 3-pointers are the most since last year when they hit 14 against Florida Atlantic. The Red Raiders improved to 4-3 on the road in conference play and has now won three straight with wins over WVU, Oklahoma and Oklahoma State. Cameron McGriff recorded a double-double for the Cowboys with 18 points and 11 rebounds, while Lindy Waters III had 12 points. The loss for OSU was the second largest ever at home behind only a 33-point defeat to Kansas on Feb. 19, 1966. The Red Raiders previous biggest margin over the Cowboys was a 24-point win back in 2002 and has now won against the Sooners and Cowboys in Oklahoma in the same season for the first time since 1997. Tech improved to 5-23 all-time against the Cowboys in Stillwater.

Texas Tech went into halftime with a 44-23 lead after hitting nine 3-pointers and having eight different players score in the half. Mooney finished the first half shooting 4-for-4 on 3-pointers and led the Red Raiders with 12 points at the break, while Moretti was 2-for-2 from beyond the arc and Edwards, Culver and Francis had one each. The Red Raiders were 9-for-14 on 3-pointers after 20 minutes, while Oklahoma State was 2-for-11 (18.2 percent) on 3-pointers and were being limited to 33.3 percent.

The 21-point lead at the break was the largest lead of the half for the Red Raiders who led by eight on a Mooney 3-pointer and by double-digits for the first time in the game on the next possession when Odiase threw down a dunk for a 22-12 lead. Tech's lead grew to 26-12 on a Moretti 3-pointer and it was a 17-point game when Mooney hit his third 3-pointer with 2:08 on the clock. Another Moretti 3-pointer gave the Red Raiders a 41-21 lead before Mooney's fourth 3-pointer with 37 seconds remaining made it 44-23. Mooney's four 3-pointers were a season-high at the break after he had two previous games this season with three from beyond the arc.



Official Basketball Box Score -- Game Totals -- Final Statistics

Texas Tech vs Oklahoma St.

02/13/19 8:00 pm at

Texas Tech 78 • 20-5

##	Player		Total	3-Ptr	Rebounds			PF	TP	A	TO	Blk	Stl	Min		
			FG-FGA	FG-FGA	FT-FTA	Off	Def								Tot	
11	Owens, Tariq	f	5-7	0-0	1-1	2	5	7	3	11	3	2	2	0	27	
32	Odiase, Norense	f	2-3	0-0	4-4	2	1	3	4	8	0	1	1	1	18	
13	Mooney, Matt	g	5-8	5-5	0-0	0	4	4	1	15	2	0	0	1	29	
23	Culver, Jarrett	g	7-12	2-5	3-5	0	3	3	0	19	1	2	0	2	26	
25	Moretti, Davide	g	3-5	3-4	0-0	0	2	2	0	9	8	0	0	1	25	
00	Edwards, Kyle		2-9	1-3	0-0	0	1	1	0	5	0	1	0	2	17	
01	Francis, Brandone		1-3	1-3	0-0	0	1	1	3	3	2	0	0	1	23	
03	Corprew, Deshawn		4-6	0-2	0-0	0	3	3	2	8	1	0	0	0	16	
20	Hicks, Parker		0-1	0-1	0-0	0	0	0	0	0	0	0	1	0	4	
24	Benson, Avery		0-1	0-1	0-0	1	2	3	0	0	0	1	0	0	7	
30	Sorrells, Andrew		0-1	0-1	0-0	0	0	0	0	0	0	0	0	0	4	
35	Mballa, Josh		0-0	0-0	0-0	0	1	1	1	0	0	0	0	0	4	
Team						1	1	2								
Totals			29-56	12-25	8-10	6	24	30	14	78	17	7	4	8	200	
FG % 1st Half: 16-27			59.3%	2nd half: 13-29	44.8%	Game: 29-56			51.8%	Deadball						
3FG % 1st Half: 9-14			64.3%	2nd half: 3-11	27.3%	Game: 12-25			48.0%	Rebounds						
FT % 1st Half: 3-3			100.0	2nd half: 5-7	71.4%	Game: 8-10			80.0%	1						

Oklahoma St. 50 • 9-15

##	Player		Total	3-Ptr	Rebounds			PF	TP	A	TO	Blk	Stl	Min		
			FG-FGA	FG-FGA	FT-FTA	Off	Def								Tot	
12	Cameron McGriff	f	6-12	1-4	5-7	5	6	11	2	18	0	4	0	1	39	
14	Yor Anei	f	0-3	0-0	0-0	1	3	4	5	0	1	2	2	1	27	
04	Thomas Dziagwa	g	1-9	1-7	0-0	0	3	3	0	3	1	1	0	0	34	
13	Isaac Likekele	g	4-6	0-0	1-1	0	4	4	3	9	5	4	1	1	36	
21	Lindy Waters, III	g	4-10	1-3	3-4	0	3	3	4	12	2	1	0	1	34	
01	Curtis Jones		2-6	1-4	0-0	0	2	2	1	5	0	0	0	0	17	
05	Duncan Demuth		0-0	0-0	0-0	0	0	0	0	0	0	1	0	0	2	
24	Luke Major		0-0	0-0	0-0	0	0	0	0	0	0	0	0	0	4	
31	Dee Mitchell		0-0	0-0	0-0	0	0	0	0	0	0	0	0	0	1	
35	Tanner Taylor		1-2	1-2	0-0	0	0	0	0	3	0	0	0	0	4	
40	Cade Wagner		0-1	0-0	0-0	0	0	0	0	0	0	0	0	0	1	
44	Gabe Simpson		0-0	0-0	0-0	1	0	1	0	0	0	0	0	0	1	
Team						1	1	2								
Totals			18-49	5-20	9-12	8	22	30	15	50	9	14	3	4	200	
FG % 1st Half: 9-27			33.3%	2nd half: 9-22	40.9%	Game: 18-49			36.7%	Deadball						
3FG % 1st Half: 2-11			18.2%	2nd half: 3-9	33.3%	Game: 5-20			25.0%	Rebounds						
FT % 1st Half: 3-3			100.0	2nd half: 6-9	66.7%	Game: 9-12			75.0%	2						

Officials: Tony Padilla, Chris Rastatter, Joe DeRosa

Technical fouls: Texas Tech-None. Oklahoma St.-None.

Attendance: 6155

2018-19 Men's Basketball. Round: 0. Oklahoma St. vs Texas Tech. Played at .

Score by periods	1st	2nd	Total	
Texas Tech	44	34	78	
Oklahoma St.	23	27	50	

Points

TTU

OSU

In Paint

24

20

Off T/O

23

5

2nd Chance

10

5

Fast Break

9

16

Bench

16

8

Last FG - TTU 2nd-00:41, OSU 2nd-01:41.

Largest lead - TTU by 37 2nd-13:37, OSU by 2 1st-17:02.

Score tied - 1 time.

Lead changed - 2 times.

G26 No. 15 Texas Tech 86, Baylor 61 (Feb. 19, 2019)

(21-5) RED RAIDERS HIT 12 3-POINTERS TO EVEN SEASON SERIES AGAINST BAYLOR; WIN FOURTH STRAIGHT

LUBBOCK, Texas — Jarrett Culver went for 18 points, eight rebounds and four assists while Davide Moretti knocked down four 3-pointers to help lead No. 15 Texas Tech to an 86-61 Big 12 Conference win over Baylor on Saturday at the United Supermarkets Arena.

The No. 15 Red Raiders (21-5, 9-4 Big 12) extended their conference winning streak to four and also improved to 14-1 on their home court this season by avenging a loss to the Bears (16-9, 7-5 Big 12) earlier this season in Waco, Tech, which led 45-32 at halftime and never had that lead cut below 14 in the second half, made a season-high 12 3-pointers as a team for the second straight game, forced 19 turnovers and would hit a season-high 30 free throws on 35 attempts.

Texas Tech is now away from competition for a week before hosting No. 14 Kansas at 7 p.m. on Saturday, Feb. 23 at the USA. The Jayhawks (19-6, 9-4 Big 12) will also have the week off before traveling to Lubbock after they earned a 78-53 win over West Virginia on Saturday. In other Big 12 games, No. 23 Iowa State (19-6, 8-4 Big 12) earned a 78-64 win over conference-leading No. 18

Kansas State (19-6, 9-3 Big 12). The Red Raiders, who have now split with the Bears the past four years in the regular-season series, now have five games remaining in the regular season.

"Our objective has always been to be a part of the fight," said Texas Tech coach Chris Beard who is now 47-5 at home as the team's head coach. "I'm just really proud of this team. We're a part of the fight. A lot of people thought that we weren't going to be able to get back into the fight. You got to give those seniors credit. It starts with Brandone Francis and Norense Odiase, returners that believed. Then there's Tariq Owens and Matt Mooney, came to this program to make an imprint from Day 1 and they have. There's lot of basketball left but I think it's an accurate statement to say Texas Tech is a part of the fight right now with a few weeks left. We're in contention for the conference championship and that's our goal."

Culver led the Red Raiders with his 18 points by hitting three 3-pointers and going 7-for-8 at the free throw line. He would add four assists and is now averaging 17.7 points, 6.3 rebounds and 3.7 assists per game. A sophomore from Lubbock, Culver now has 875 points in his career through 63 games. Moretti stayed hot from beyond the arc, going 4-for-8 and finishing with

17 points. He is now 10-for-18 on 3-pointers in his last four games and added to his point-total on Saturday by hitting 5 of 6 from the free-throw line. Tariq Owens gave the Red Raiders three players in double-figure scoring by contributing 11 points for the second straight game. He would go 7-for-8 from the free-throw line and also had two blocks to take his season total to 63. Odiase had two rebounds in the 99th start of his Texas Tech career.

Texas Tech would limit its turnovers to only nine, including zero from Mooney and Moretti. The Red Raiders shot 40.7 percent from the field and limited Baylor to only 34.7 percent shooting. In the win over Tech in Waco, Baylor forced 17 turnovers and made 11 3-pointers. On Saturday, BU made nine from beyond the arc but also had 10 more turnovers than the Red Raiders who also made 12 more free throws.

Texas Tech would finish the game with 11 players scoring, including getting nine points from Matt Mooney who was 4-for-4 at the free-throw line and seven off the bench from Kyler Edwards and Brandone Francis. Edwards and Francis both had two 3-pointers in the game, while Deshawn Corprew and Andrew Benson both had five points. Corprew was 3-for-3 from the line and also had three rebounds.

Texas Tech matched its season high with 12 3-pointers after Francis hit the 12th to give the Red Raiders a 76-52 lead in a game where they led by as many as 25. Tech has now outscored its last four Big 12 opponents by a 24.0 margin with wins over West Virginia (81-50), Oklahoma (66-54) and Oklahoma State (78-50) before the 25-point win over the Bears.

Texas Tech led 45-32 at halftime after starting the game 8-for-14 on 3-pointers led by Culver who was 3-for-5 and Moretti with two. The Red Raiders were also 17-for-19 at the free-throw line with Culver going 5-for-6 and Owens and Mooney both knocking down all four of their attempts. Corprew had five points at halftime after hitting one shot from the field and also going 3-for-3 at the line. Culver was leading the team with 14 points after hitting his three 3s and also had five rebounds and two assists. Mooney would add seven in the opening half, while Owens and Moretti had six each. Moretti hit the first three of the game on the opening possession and Culver gave the Rd Raiders the 13-point halftime lead with a 3-pointer on their last.

Culver also hit the sixth 3-pointer of the half to push the Red Raider lead to 35-21 with 3:48 remaining with Tech on a 7-0 run and at 6-for-10 on 3-pointers. The lead grew to 42-27 on two free throws by Corprew before Culver's 3-pointer from NBA-range. Butler led Baylor at halftime with 13 points after going 3-for-4 from beyond the arc for the Bears who were 7-for-13 from beyond the arc. BU was shooting just 34.6 percent from the field and had nine turnovers at the break.

Texas Tech has three more home games on its schedule, first next week's matchup against Kansas before hosting Oklahoma State on Wednesday, Feb. 27 and then the home finale on Monday, March 4 against Texas.



Official Basketball Box Score -- Game Totals -- Final Statistics

Baylor vs Texas Tech

2/16/19 1 p.m. at Lubbock, Tx (United Supermarkets Arena)

Baylor 61 • 16-9, 7-5

#	Player		Total		3-Ptr		Rebounds					PF	TP	A	TO	Blk	Stl	Min
			FG-GA	FG-FGA	FT-FTA	Off	Def	Tot										
02	Bandoo, Devonte	*	2-10	1-7	3-4	6	0	6	3	8	1	4	0	0	34			
04	Kegler, Mario	*	4-9	3-6	4-5	1	3	4	4	15	0	1	0	0	28			
11	Vital, Mark	*	1-2	0-0	2-4	2	1	3	3	4	1	1	1	1	31			
12	Butler, Jared	*	5-9	4-5	2-3	1	4	5	1	16	4	7	0	1	37			
33	Moffatt, Jackson	*	1-4	0-0	0-0	2	4	6	5	2	0	2	1	0	18			
00	Thamba, Flo		1-3	0-0	3-4	2	3	5	4	5	0	2	0	0	17			
01	Allen, Darius		1-3	0-2	0-0	0	0	0	1	2	0	0	0	1	4			
15	Okeke, Obim		1-3	0-2	0-0	0	0	0	1	2	0	1	0	0	9			
24	Mayer, Matthew		1-6	1-3	4-8	0	1	1	4	7	0	1	1	1	22			
Team						1	3	4										
Totals			17-49	9-25	18-28	15	19	34	26	61	6	19	3	4	200			
FG % 1st Half: 9-26 34.6%			2nd half: 8-23 34.8%			Game: 17-49 34.7%						Deadball Rebounds 10						
3FG % 1st Half: 7-13 53.8%			2nd half: 2-12 16.7%			Game: 9-25 36.0%												
FT % 1st Half: 7-11 63.6%			2nd half: 11-17 64.7%			Game: 18-28 64.3%												

Texas Tech 86 • 21-5, 9-4

#	Player		Total		3-Ptr		Rebounds					PF	TP	A	TO	Blk	Stl	Min
			FG-GA	F-GA	FT-FTA	Off	Def	Tot										
11	Owens,Tariq	*	2-3	0-0	7-8	3	0	3	2	11	1	1	2	0	27			
13	Mooney,Matt	*	2-7	1-3	4-4	0	2	2	2	9	1	0	0	2	29			
23	Culver,Jarrett	*	4-11	3-6	7-8	3	5	8	2	18	4	2	1	1	28			
25	Moretti,Davide	*	4-9	4-8	5-6	0	0	0	1	17	2	0	0	1	33			
32	Odiase,Norense	*	0-2	0-0	0-0	1	1	2	4	0	0	1	1	1	11			
00	Edwards,Kyler		2-7	2-6	1-2	1	1	2	3	7	0	1	0	0	15			
01	Francis,Brandone		2-7	2-5	1-2	1	2	3	4	7	1	0	0	2	24			
03	Corprew,Deshawn		1-1	0-0	3-3	1	2	3	3	5	1	0	1	0	14			
10	Ondigo,Malik		1-1	0-0	0-0	1	1	2	2	2	0	2	0	0	6			
20	Hicks,Parker		1-2	0-0	1-1	1	1	2	1	3	0	0	0	0	3			
24	Benson,Avery		2-2	0-0	1-1	0	1	1	1	5	0	1	0	0	3			
30	Sorrells,Andrew		0-1	0-1	0-0	0	0	0	0	0	2	0	0	0	4			
35	Mballa,Josh		1-1	0-0	0-0	0	0	0	0	2	0	0	0	0	3			
Team						1	1	2			1							
Totals			22-54	12-29	30-35	13	17	30	25	86	12	9	5	7	200			
FG % 1st Half: 10-26 38.5%			2nd half: 12-28 42.9%			Game: 22-54 40.7%			Deadball Rebounds 5									
3FG % 1st Half: 8-14 57.1%			2nd half: 4-15 26.7%			Game: 12-29 41.4%												
FT % 1st Half: 17-19 89.5%			2nd half: 13-16 81.3%			Game: 30-35 85.7%												

Officials: Tom Eades, Jeb Hartness, Bert Smith
Technical fouls: Baylor-None. Texas Tech-None.
Attendance: 14598

Score by periods	1st	2nd	Total
Baylor	32	29	61
Texas Tech	45	41	86

Last FG - BU 2nd-02:08, TTU 2nd-00:07.
Largest lead - BU by 2 1st-17:17, TTU by 25 2nd-00:49.

Points	In	Off	2nd	Fast	Bench
Baylor	16	13	14	2	16
TTU	14	25	22	3	31

Score tied - 2 times.
Lead changed - 4 times.



#0 KYLER EDWARDS



GUARD • 6-3 • 200 • FR • ARLINGTON, TEXAS • FINDLAY PREP

2018-19 OVERALL/CONFERENCE AVERAGES

PPG	RPG	APG	SPG	BPG
6.0	2.5	1.4	0.9	0.3
4.4	2.3	1.5	0.8	0.2

Pronounced: Ki-Ler Edwards

			Total		3-Point		F-Throws		Rebounds										Scoring	
Season	gp-gs	min/avg	fg-fga	pct	fg-fga	pct	ft-fa	pct	off	def	tot	avg	pf	fo	ast	to	blk	stl	pts	avg
2018-19	26-0	514/19.8	55-137	.401	20-49	.408	26-42	.619	10	56	66	2.5	47	1	36	32	7	23	156	6.0
TOTAL	26-0	514/19.8	55-137	.401	20-49	.408	26-42	.619	10	56	66	2.5	47	1	36	32	7	23	156	6.0

EDWARD'S SEASON/CAREER HIGHS

Points

Season: 19, Northern Colorado, 11/24/18
Career: 19, Northern Colorado, 11/24/18

Rebounds

Season: 6, Duke, 12/20/18
Career: 6, Duke, 12/20/18

Field Goals Made

Season: 7, Northern Colorado, 11/24/18
Career: 7, Northern Colorado, 11/24/18

3-Point Field Goals Made

Season: 4, Northern Colorado, 11/24/18
Career: 4, Northern Colorado, 11/24/18

Free Throws Made

Season: 3, Arkansas-Pine Bluff, 12/5/18
Career: 3, Arkansas-Pine Bluff, 12/5/18

Assists

Season: 6, at Oklahoma, 2/9/19
Career: 6, at Oklahoma, 2/9/19

Blocks

Season: 1, Northern Colorado, 11/24/18; Arkansas-Pine Bluff, 12/5/18
Career: 1, Northern Colorado, 11/24/18; Arkansas-Pine Bluff, 12/5/18

Steals

Season: 3, UTRGV, 12/28/18
Career: 3, UTRGV, 12/28/18

EDWARD'S TOP SCORING PERFORMANCES

1.	19	Northern Colorado, 11/24/18
	10	UIW, 11/06/18
	10	Arkansas-Pine Bluff, 12/5/18
	10	Abilene Christian, 12/15/18
	9	Kansas State, 1/6/19
	9	MVSU, 11/09/18
	9	Memphis, 12/1/18
	9	Iowa State, 1/16/19
	8	at Oklahoma, 2/9/19
	7	Northwestern State, 12/12/18
	7	UTRGV, 12/28/18

EDWARD'S GAME-BY-GAME STATISTICS - 2018-19

OPPONENT	GS	MIN	FG	3FG	FT	REB	PF	AST	TO	BLK	STL	PTS
Incarate Word		22	4-9	0-2	2-2	2	0	1	1	0	2	10
Mississippi Valley State		24	4-5	0-1	1-6	3	1	1	2	0	1	9
Southeastern Louisiana		18	1-4	1-1	0-0	1	0	0	0	0	1	3
Southern Cal		14	0-1	0-1	0-0	2	1	2	1	0	1	0
Nebraska		17	1-3	0-0	0-0	3	1	1	0	0	0	2
Northern Colorado		27	7-7	4-4	1-2	1	3	3	1	1	1	19
Memphis		21	3-6	1-2	2-2	1	2	2	2	0	1	9
Arkansas-Pine Bluff		27	3-11	1-2	3-3	5	2	0	1	1	1	10
Northwestern State		14	2-5	1-1	2-2	4	4	0	3	0	0	7
Abilene Christian		19	4-7	2-3	0-0	5	3	2	1	0	1	10
Duke		20	3-6	0-1	0-0	6	2	2	3	1	0	6
UTRGV		26	2-4	1-1	2-4	1	0	2	1	1	3	7
West Virginia		32	0-5	0-1	0-1	3	5	0	2	0	2	0
Kansas State		15	2-4	1-1	4-4	1	3	1	0	1	0	9
Oklahoma		13	0-3	0-1	0-0	1	1	1	0	1	1	0
Texas		14	0-3	0-1	0-0	2	2	1	2	0	1	0
Iowa State		19	4-7	1-3	0-3	4	1	2	1	0	0	9
Baylor		22	1-5	0-2	2-2	2	1	2	1	0	1	4
Kansas State		19	0-3	0-2	2-4	1	2	0	0	0	0	2
Arkansas		16	2-5	0-1	3-4	2	1	1	2	0	1	7
TCU		21	3-6	2-4	0-0	2	2	1	0	1	1	8
Kansas		20	1-6	1-3	0-0	4	1	1	1	0	1	3
West Virginia		18	1-3	0-1	0-0	3	2	4	4	0	0	2
Oklahoma		25	3-3	1-1	1-1	4	4	6	1	0	1	8
Oklahoma State		17	2-9	1-3	0-0	1	0	0	1	0	2	5
Baylor		15	2-7	2-6	1-2	3	3	0	1	0	0	7
Kansas												
Oklahoma State												
TCU												
Texas												
Iowa State												



ABOUT KYLER

- Edwards is an all-purpose, all-around guard who can score the ball equally well with his deep jumper, his drive game or solid pull-up jumper from midrange
- Played high school basketball for Celester Collier at James Bowie High School in Arlington and for Rodney Haddix at Findlay Prep in Nevada
- Rated as a four-star prospect and received an 81 scout grade from ESPN.com
- Posted 16.4 points, 5.2 rebounds and 4.2 assists per game as a senior
- Amassed 22.4 points, 6.0 rebounds and 3.1 assists per game during his junior season at James Bowie High School in Arlington
- Tabbed District 4-6A Offensive Player of the Year
- Signed his National Letter of Intent (NLI) in November 2017
- Received close to 30 scholarship offers out of high school
- Chose Texas Tech over Butler, Georgia Tech, Kansas State, Oklahoma State and Virginia Tech



#1 BRANDONE FRANCIS

Guard • 6-5 • 205 • RS-SR • TR • La Romana, Dominican Republic • Florida

2018-19 OVERALL/CONFERENCE AVERAGES

PPG	RPG	APG	SPG	BPG
5.9	2.4	1.5	0.9	0.1
6.6	2.0	1.1	0.8	0.2

Pronounced: Brandon Fran-sis

			Total		3-Point		F-Throws		Rebounds											Scoring	
Season	gp-gs	min/avg	fg-fga	pct	fg-fga	pct	ft-fita	pct	off	def	tot	avg	pf	fo	ast	to	blk	stl	pts	avg	
2017-18	37-1	566/15.3	72-165	.436	33-86	.384	11-25	.440	17	55	72	1.9	55	1	30	26	2	15	188	5.1	
2018-19	26-1	610/23.5	54-157	.344	28-83	.337	18-26	.692	10	52	62	2.4	55	0	40	26	3	23	154	5.9	
TOTAL	63-2	1176/18.7	126-322	.391	61-169	.361	29-51	.569	27	107	134	2.1	110	1	70	52	5	38	342	5.4	

FRANCIS' SEASON/CAREER HIGHS

Points

Season: 16, West Virginia, 2/4/19

Career: 17, No. 2 West Virginia, 01/13/18

Rebounds

Season: 5, UIW, 11/06/18

Career: 6, South Alabama, 11/10/17

Field Goals Made

Season: 7, West Virginia, 2/4/19

Career: 7, West Virginia, 2/4/19

3-Point Field Goals Made

Season: 3, at Baylor, 01/19/19; at Oklahoma, 2/9/19

Career: 3, SX

Free Throws Made

Season: 2, 4X

Career: 4, No. 2 West Virginia, 01/13/18

Assists

Season: 6, Memphis, 12/1/18

Career: 6, Memphis, 12/1/18

Blocks

Season: 1, Oklahoma, 1/12/19

Career: 1, Texas, 01/31/18; Oklahoma, 1/12/19

Steals

Season: 4, at West Virginia, 1/2/19

Career: 4, at West Virginia, 1/2/19

FRANCIS' TOP SCORING PERFORMANCES

1.	17	No. 2 West Virginia	01/13/18
	16	West Virginia	02/04/19
	14	at Baylor	01/19/19
	13	UIW	11/06/18
	13	at Texas	01/17/18
	11	at Oklahoma	02/09/19
	11	Northern Colorado	11/24/18
	11	No. 8 Kansas	02/24/18
	10	vs. Memphis	12/01/18
	10	Savannah State	11/25/17
	10	North Carolina A&T •	11/16/15
	9	Oklahoma State	01/23/18
	9	No. 9 West Virginia •	01/30/16

• at Florida



FRANCIS' GAME-BY-GAME STATISTICS • 2018-19

OPPONENT	GS	MIN	FG	3FG	FT	REB	PF	AST	TO	BLK	STL	PTS
Incarnate Word	27	5-8	2-3	1-2	5	2	1	0	0	0	3	13
Mississippi Valley State	7	0-4	0-3	0-0	1	1	1	1	0	0	0	0
Southeastern Louisiana	13	2-6	1-3	0-0	3	3	2	2	0	0	0	5
Southern Cal	23	0-3	0-2	0-0	3	3	0	0	0	0	0	0
Nebraska	24	3-8	1-2	0-0	4	3	1	1	0	0	0	7
Northern Colorado	23	5-7	1-1	0-0	3	0	4	0	0	0	3	11
Memphis	32	3-6	2-3	2-2	3	3	6	1	0	0	0	10
Arkansas-Pine Bluff	24	0-6	0-3	2-2	2	1	4	0	0	0	2	2
Northwestern State	20	1-4	1-3	0-2	3	2	2	0	0	0	2	3
Abilene Christian	20	0-7	0-4	2-2	4	1	2	0	0	0	0	2
Duke	22	1-5	0-3	0-0	0	2	1	2	0	0	1	2
UTRGV	22	4-6	0-2	0-0	3	2	1	4	0	0	1	8
West Virginia	30	3-10	1-4	1-3	4	1	1	2	0	4	8	8
Kansas State	25	0-5	0-3	0-0	1	3	1	1	1	0	0	0
Oklahoma	21	2-4	2-3	2-2	1	2	0	1	1	0	0	8
Texas	30	1-8	1-7	2-2	0	2	3	1	0	0	0	5
Iowa State	27	2-7	2-4	0-0	2	4	0	0	2	0	0	6
Baylor	23	4-8	3-4	3-5	2	4	0	1	0	0	0	14
Kansas State	27	0-3	0-1	2-2	1	2	1	3	0	0	0	2
Arkansas	29	2-5	1-3	0-0	2	2	1	1	0	0	0	5
TCU	19	1-4	1-3	0-0	1	0	2	0	0	0	0	3
Kansas	15	1-5	1-3	0-0	2	3	1	2	0	1	3	3
West Virginia	24	7-10	2-3	0-0	2	1	0	3	0	3	16	16
Oklahoma	26	4-8	3-5	0-0	5	1	2	0	0	0	0	11
Oklahoma State	23	1-3	1-3	0-0	1	3	2	0	0	0	1	3
Baylor	24	2-7	2-5	1-2	3	4	1	0	0	2	7	7
Kansas												
Oklahoma State												
TCU												
Texas												
Iowa State												



ABOUT BRANDONE

- Majoring in Human Science and scheduled to graduate in Spring 2019
- Brandone's dad, Bob, played basketball at Boston College during the 1980s
- Started his career at the University of Florida for Billy Donovan who now coaches the NBA's Oklahoma City Thunder.
- Francis tallied 9 PTS in a UF win over #9 WVU (01/30/2016) during Big 12/SEC Challenge.
- A four-star recruit who was rated a Top 35 player by ESPN.com, Rivals.com and 247 Sports for the Class of 2014.



#3 DESHAWN CORPREW

Forward • 6-5 • 210 • R-Soph. • TR • Norfolk, Virginia • South Plains College

2018-19 OVERALL/CONFERENCE AVERAGES

PPG	RPG	APG	SPG	BPG
5.6	3.8	0.5	0.3	0.2
4.1	2.9	0.4	0.2	0.3

Pronounced: Da-shawn Core-prew

			Total		3-Point		F-Throws		Rebounds											Scoring	
Season	gp-gs	min/avg	fg-fga	pct	fg-fga	pct	ft-fa	pct	off	def	tot	avg	pf	fo	ast	to	blk	stl	pts	avg	
2018-19	25-1	362/14.5	57-99	.576	14-36	.389	13-19	.684	31	65	96	3.8	41	0	13	22	5	7	141	5.6	
TOTAL	25-1	362/14.5	57-99	.576	14-36	.389	13-19	.684	31	65	96	3.8	41	0	13	22	5	7	141	5.6	

CORPREW'S SEASON/CAREER HIGHS

Points

Season:	13, Northern Colorado, 11/24/18; UTRGV, 12/28/18
Career:	13, Northern Colorado, 11/24/18; UTRGV, 12/28/18

Rebounds

Season:	10, UTRGV, 12/28/18
Career:	10, UTRGV, 12/28/18

Field Goals Made

Season:	6, Northern Colorado, 11/24/18; UTRGV, 12/28/18
Career:	6, Northern Colorado, 11/24/18; UTRGV, 12/28/18

3-Point Field Goals Made

Season:	3, Northwestern State, 12/12/18
Career:	3, Northwestern State, 12/12/18

Free Throws Made

Season:	4, Memphis, 12/1/18
Career:	4, Memphis, 12/1/18

Assists

Season:	2, ACU, 12/20/18
Career:	2, ACU, 12/20/18

Blocks

Season:	1, Northern Colorado, 11/24/18
Career:	1, Northern Colorado, 11/24/18

Steals

Season:	3, UTRGV, 12/28/18
Career:	3, UTRGV, 12/28/18

CORPREW'S TOP SCORING PERFORMANCES

1.	13	UNC, 11/24/18
1.	13	UTRGV, 12/28/18
	11	MVSU, 11/09/18
	11	Northwestern State, 12/12/18
	10	Memphis, 12/01/18
	10	West Virginia, 2/4/19
	7	UIW, 11/06/18



CORPREW'S GAME-BY-GAME STATISTICS • 2018-19

OPPONENT	GS	MIN	FG	3FG	FT	REB	PF	AST	TO	BLK	STL	PTS
Incarate Word		10	3-4	1-2	0-0	3	2	0	0	0	0	7
Mississippi Valley State		17	5-9	1-2	0-0	8	2	0	0	0	0	11
Southeastern Louisiana		16	2-2	1-1	1-2	3	1	1	0	0	0	6
Southern Cal		13	1-4	0-2	2-2	1	1	0	0	0	1	4
Nebraska		12	1-2	0-0	0-0	6	1	1	0	0	0	2
Northern Colorado		21	6-7	1-1	0-0	4	1	0	1	1	0	13
Memphis		15	4-5	0-0	4-6	5	1	0	0	1	0	12
Arkansas-Pine Bluff		17	2-5	0-1	0-2	5	1	1	0	0	0	4
Northwestern State		11	4-6	3-5	0-0	2	2	1	1	0	1	11
Abilene Christian		17	2-6	0-3	0-0	8	1	2	1	0	0	4
Duke		15	1-4	0-1	0-0	4	4	0	1	0	0	2
UTRGV		27	6-8	1-2	0-0	10	1	1	3	0	3	13
West Virginia		17	1-6	0-2	0-0	4	2	1	2	0	0	2
Kansas State		14	1-2	1-2	0-0	1	2	0	0	0	1	3
Oklahoma		15	2-3	0-1	0-0	1	2	1	1	1	0	4
Texas		4	0-1	0-0	0-0	0	0	0	0	0	0	0
Iowa State	DNP											
Baylor		8	1-1	0-0	0-0	1	2	1	1	0	0	2
Kansas State		15	1-3	0-1	0-0	4	1	0	1	1	0	2
Arkansas		13	1-2	1-2	0-0	2	2	1	0	0	0	3
TCU		11	2-3	1-1	0-0	6	1	0	2	0	0	5
Kansas		12	1-2	0-0	1-2	3	1	0	2	0	0	3
West Virginia		13	3-3	2-2	2-2	3	4	0	2	0	1	10
Oklahoma		15	2-4	1-3	0-0	6	1	0	2	0	0	5
Oklahoma State		16	4-6	0-2	0-0	3	2	1	0	0	0	8
Baylor		14	1-1	0-0	3-3	3	3	1	0	1	0	5
Kansas												
Oklahoma State												
TCU												
Texas												
Iowa State												



ABOUT DESHAWN

- Corprew is a physical and explosive guard who is a steady ball handler
- Started 31 of his 35 appearances in 2017-18 as a freshman at South Plains College under Steve Green
- Posted 12.1 points, 5.3 rebounds, 2.3 assists and 0.7 steals per game
- Came away with double figures in 21 games sparked by six 20-plus performances
- Knocked down 45.9 percent of his field goal attempts, 36.5 percent of his three-point attempts and 74.4 percent at the free throw line
- Signed his National Letter of Intent (NLI) in November 2017
- Redshirted the 2016-17 season at South Plains College
- An ESPN Top 100 player and four-star recruit out of high school by ESPN, Rivals and 247Sports
- Prepped at Quality Education Academy in Winston-Salem, North Carolina
- Ranked No. 7 player by 247Sports in state of Virginia for Class of 2016
- Received offers from Kansas, Louisville, North Carolina State, Texas and Texas A&M.

[illegible]



#11 TARIQ OWENS



Forward • 6-10 • 205 • SR • TR • Odenton, Maryland • St. John's

2018-19 OVERALL

PPG	RPG	APG	SPG	BPG
8.4	5.3	0.9	0.4	2.4
8.9	5.7	0.9	0.5	2.4

Pronounced: Ta-reek Owens

Season	gp-gs	min/avg	Total fg-fga	pct	3-Point fg-fga	pct	F-Throws ft-fta	pct	Rebounds off	def	tot	avg	pf	fo	ast	to	blk	stl	Scoring pts	avg
2018-19	26-25	635/24.4	85-150	.567	6-25	.240	43-56	.768	54	83	137	5.3	71	3	24	29	63	11	219	8.4
TOTAL	26-25	635/24.4	85-150	.567	6-25	.240	43-56	.768	54	83	137	5.3	71	3	24	29	63	11	219	8.4

OWEN'S SEASON/CAREER HIGHS

Points

Season: 18, USC, 11/20/18
Career: 19, Seton Hall, 12/31/17*

Rebounds

Season: 11, Memphis, 12/1/18
Career: 14, Seton Hall, 12/31/17*

Field Goals Made

Season: 7, Southern Cal, 11/19/18; Northwestern State, 12/12/18
Career: 8, Seton Hall, 12/31/17*

3-Point Field Goals Made

Season: 2, at Kansas State, 1/22/19; TCU, 1/28/19
Career: 2, at Kansas State, 1/22/19; TCU, 1/28/19

Free Throws Made

Season: 7, Baylor, 2/16/19
Career: 7, Baylor, 2/16/19

Assists

Season: 2, 3X
Career: 2, 3X

Blocks

Season: 8, Memphis, 12/1/18
Career: 8, Memphis, 12/1/18; Georgetown, 1/9/18*

Steals

Season: 1, Northern Colorado, 11/24/18
Career: 1, Northern Colorado, 11/24/18

OWEN'S GAME-BY-GAME STATISTICS • 2018-19

OPPONENT	GS	MIN	FG	3FG	FT	REB	PF	AST	TO	BLK	STL	PTS
Incarnate Word	*	10	2-2	0-0	1-2	2	4	1	1	6	0	5
Mississippi Valley State	*	23	4-5	0-1	1-1	7	1	2	1	1	0	9
Southeastern Louisiana	*	19	1-4	0-0	1-2	2	2	0	1	3	0	3
Southern Cal	*	26	7-10	1-2	3-3	4	1	0	1	1	0	18
Nebraska	*	28	2-7	0-0	1-3	8	0	0	0	2	0	5
Northern Colorado	*	15	1-6	0-2	0-0	2	3	1	1	2	1	2
Memphis	*	24	5-6	0-0	3-3	11	4	0	2	8	1	13
Arkansas-Pine Bluff	*	17	4-6	0-1	1-2	4	3	2	1	1	1	9
Northwestern State	*	21	7-13	0-1	0-0	8	1	0	0	2	1	14
Abilene Christian	*	23	2-2	1-1	2-2	5	3	1	2	1	0	7
Duke	*	29	2-7	0-1	2-4	4	1	0	1	1	0	6
UTRGV	*	26	4-6	0-1	2-2	3	2	2	3	1	1	10
West Virginia	*	12	1-3	0-1	2-2	4	5	0	0	2	0	4
Kansas State	*	34	2-3	0-1	5-7	8	4	2	5	3	1	9
Oklahoma	*	29	2-8	0-3	0-0	6	2	2	1	4	1	4
Texas	*	33	4-5	0-0	4-4	3	2	1	0	4	0	12
Iowa State	*	29	3-5	0-0	1-2	5	1	1	1	3	2	7
Baylor	*	30	2-4	0-0	4-4	6	5	1	1	1	0	6
Kansas State	*	33	5-8	2-4	0-0	6	3	0	1	1	1	12
Arkansas	*	21	1-1	0-0	0-0	3	5	2	1	3	0	2
TCU	*	30	7-9	2-2	1-2	6	4	1	1	1	0	17
Kansas	*	29	6-10	0-3	0-0	10	2	0	0	3	0	12
West Virginia	*	13	3-4	0-0	1-2	4	4	0	0	1	0	7
Oklahoma	*	27	1-6	0-1	0-0	6	4	0	0	4	1	2
Oklahoma State	*	27	5-7	0-0	1-1	7	3	3	2	2	0	11
Baylor	*	27	2-3	0-0	7-8	8	2	1	1	2	0	11
Kansas												
Oklahoma State												
TCU												
Texas												
Iowa State												

OWEN'S TOP SCORING PERFORMANCES

- 19 Seton Hall, 12/31/17*
- 18 USC, 11/1/18
- 17 TCU, 1/28/19
- 14 Northwestern State, 12/12/18
- 13 Memphis, 12/1/18
- 12 at Kansas, 2/2/19
- 12 at Kansas State, 1/22/19
- 12 at Texas, 1/12/19
- 11 Baylor, 2/16/19
- 11 at Oklahoma State, 2/13/19
- 10 UTRGV, 12/28/18
- 9 Kansas State, 1/5/19
- 9 MVSU, 11/09/18
- 9 Arkansas-Pine Bluff, 12/5/18
- 5 UIW, 11/06/18

OWEN'S TOP BLOCK PERFORMANCES

- 8 Memphis, 12/1/18
- 8 Georgetown, 1/9/18*
- 6 UIW, 11/6/18
- 3 Oklahoma, 1/12/19
- 4 at Texas, 1/16/19
- 4 at Oklahoma, 2/9/19



ABOUT TARIQ

- Owens made 65 appearances and started 34 times during the 2016-17 and 2017-18 seasons at St. John's
- Posted 8.4 points, 5.9 rebounds and 2.8 blocks per game as a junior in 2017-18
- The 2.8 BPG paced the BIG EAST and ranked 11th nationally
- His 94 total blocks were good enough for a second place tie in St. John's history for a single season and eighth in the nation
- Piled up 163 rejections over his two seasons in St. John's record book
- Played his freshman season at Tennessee in 2014-15 under former Texas Tech assistant coach Al Pinkins Appeared in 28 games and started five times
- Sat out the 2015-16 season due to NCAA Transfer Rules
- Signed his Athletic Scholarship Agreement in April 2018 ... Chose Texas Tech over Maryland and Ohio State during the graduate transfer process
- A four-star, Top 100 prospect out of high school where he was coached by Rodrick Harrison at Mt. Zion Prep in Baltimore



#13 MATT MOONEY



Guard • 6-3 • 200 • SR • GTR • Wauconda, Illinois • South Dakota

2018-19 OVERALL/CONFERENCE AVERAGES

PPG	RPG	APG	SPG	BPG
10.7	3.3	2.8	1.8	0.2
10.9	2.5	2.2	1.5	0.2

Pronounced: Matt Moo-knee

Season	gp-gs	min/avg	Total		3-Point		F-Throws		Rebounds										Scoring	
			fg-fga	pct	fg-fga	pct	ft-fa	pct	off	def	tot	avg	pf	fo	ast	to	blk	stl	pts	avg
2018-19	26-26	759/29.2	100-229	.437	29-77	.377	50-67	.746	4	81	85	3.3	49	1	74	62	4	46	279	10.7
TOTAL	26-26	759/29.2	100-229	.437	29-77	.377	50-67	.746	4	81	85	3.3	49	1	74	62	4	46	279	10.7

MOONEY'S SEASON/CAREER HIGHS

Points

Season: 22, at Texas, 1/12/19
Career: 33, at South Dakota State, 2/22/18*

Rebounds

Season: 5, SX
Career: 10, North Texas, 3/14/18*

Field Goals Made

Season: 8, at Texas, 1/12/19
Career: 13, at South Dakota State, 2/22/18*

3-Point Field Goals Made

Season: 5, at Oklahoma State, 2/13/19
Career: 5, 2X Last: at South Dakota State, 2/22/18*; at Oklahoma State, 2/13/19

Free Throws Made

Season: 7, Kansas State, 1/5/19
Career: 9, vs. South Dakota State, 3/6/18*

Assists

Season: 6, 4X
Career: 7, at Bowling Green, 11/13/17*

Blocks

Season: 1, Nebraska, 11/20/18; Northwestern State, 12/12/18; West Virginia, 2/4/19
Career: 1, Multiple times

Steals

Season: 4, WVU, 2/4/19; at OU, 2/9/19
Career: 6, Denver, 12/30/17*

MOONEY'S TOP SCORING PERFORMANCES

- 33 South Dakota State, 2/22/18*
- 31 at TCU, 11/15/17*
- 30 at UMKC, 11/30/17*
- 30 vs. South Dakota State, 3/6/18*
- 30 South Dakota State, 1/24/18*

*During University of South Dakota career

At Texas Tech

- 22 at Texas, 1/12/19
- 18 TCU, 1/28/19
- 17 Southern Cal, 11/19/18
- 15 at Oklahoma State, 2/13/19
- 15 Nebraska, 11/20/18
- 14 ACU, 12/15/18
- 14 at West Virginia, 1/2/19
- 14 Kansas State, 1/5/19
- 12 UIW, 11/06/18
- 12 Arkansas, 1/26/19

MOONEY'S GAME-BY-GAME STATISTICS • 2018-19

OPPONENT	GS	MIN	FG	3FG	FT	REB	PF	AST	TO	BLK	STL	PTS
Incarinate Word	*	25	5-8	2-4	0-0	3	2	6	2	0	3	12
Mississippi Valley State	*	24	3-7	2-3	0-0	5	0	6	2	0	0	8
Southeastern Louisiana	*	26	3-10	0-3	1-4	5	3	4	3	0	2	7
Southern Cal	*	32	6-12	2-2	3-4	5	1	4	1	0	4	17
Nebraska	*	34	5-11	0-3	5-5	3	2	2	3	1	2	15
Northern Colorado	*	22	3-7	1-1	0-0	5	5	1	2	0	2	7
Memphis	*	31	2-7	0-1	4-6	3	2	3	4	0	3	8
Arkansas-Pine Bluff	*	25	5-8	1-3	0-0	4	1	6	4	0	1	11
Northwestern State	*	25	3-7	3-4	2-2	4	0	2	1	1	2	11
Abilene Christian	*	29	6-10	1-3	1-2	3	3	2	5	0	3	14
Duke	*	32	3-7	1-1	0-0	5	2	1	6	0	2	7
UTRGV	*	29	3-10	0-4	2-2	4	3	6	2	0	2	8
West Virginia	*	34	5-13	0-5	4-7	3	3	1	3	0	1	14
Kansas State	*	34	3-6	1-2	7-8	4	1	0	2	0	1	14
Oklahoma	*	31	2-8	1-3	2-2	3	2	2	3	0	0	7
Texas	*	37	8-10	3-3	3-4	5	2	2	2	0	2	22
Iowa State	*	29	4-9	0-3	0-0	2	4	1	2	0	0	8
Baylor	*	28	1-6	0-3	0-1	1	3	1	3	0	1	2
Kansas State	*	28	1-9	0-4	0-0	1	3	3	0	0	2	2
Arkansas	*	29	4-8	1-2	3-4	3	0	2	5	0	0	12
TCU	*	35	7-12	0-1	4-5	1	1	5	1	0	0	18
Kansas	*	28	4-10	1-3	2-2	3	0	3	0	0	2	11
West Virginia	*	26	3-9	1-3	2-2	3	2	5	3	1	4	9
Oklahoma	*	28	4-10	2-5	1-3	1	1	3	3	1	4	11
Oklahoma State	*	29	5-8	5-5	0-0	4	1	2	0	0	1	15
Baylor	*	29	2-7	1-3	4-4	2	2	1	0	0	2	9
Kansas												
Oklahoma State												
TCU												
Texas												
Iowa State												



AWARDS & HONORS

- Hall of Fame Classic All-Tournament Team

ABOUT MATT

- Mooney started all 68 games during the 2016-17 and 2017-18 seasons at South Dakota
- Picked up two All-Summit League First-Team and two National Association of Basketball Coaches (NABC) All-District 12 First-Team selections
- Captured Lou Henson All-America status in 2017-18 and was one of 40 finalists for the 2018 Lou Henson Award presented to the nation's top Division 1 mid-major player
- USD won 48 games, the 2016-17 Summit League regular season championship and made a pair of postseason appearances during Mooney's two seasons
- Registered the fourth and fifth best single-season scoring totals in South Dakota history
- Amassed 1,271 points fueled by 62 games in double figures and 31 performances of 20-plus points
- Played his freshman season at Air Force in 2014-15 where he averaged 6.9 points and 1.8 assists per game
- Chipped in eight points during a nonconference game at Texas Tech (Nov. 30, 2014)
- Sat out the 2015-16 season due to NCAA Transfer Rules
- Signed his Athletic Scholarship Agreement (ASA) in May 2018



#20 PARKER HICKS



Guard • 6-5 • 200 • SO. • 1L • Decatur, Texas • Decatur HS

2018-19 OVERALL/CONFERENCE AVERAGES

PPG	RPG	APG	SPG	BPG
1.2	0.8	0.0	0.1	0.1
2.5	1.0	0.0	0.5	0.0

Pronounced: Parker Hicks

			Total		3-Point		F-Throws		Rebounds											Scoring	
Season	gp-gs	min/avg	fg-fga	pct	fg-fga	pct	ft-fa	pct	off	def	tot	avg	pf	fo	ast	to	blk	stl	pts	avg	
2017-18	9-0	19/2.1	2-3	.667	1-2	.500	2-4	.500	0	1	1	0.1	4	0	1	1	1	1	7	0.8	
2018-19	13-0	47/3.6	5-15	.333	2-10	.200	4-5	.800	3	8	11	0.8	2	0	0	2	2	1	16	1.2	
TOTAL	22-0	66/3.0	7-18	.389	3-12	.250	6-9	.667	3	9	12	0.5	6	0	1	3	3	2	23	1.0	

HICKS' SEASON/CAREER HIGHS

Points

Season:	5, West Virginia, 2/4/19
Career:	5, West Virginia, 2/4/19

Rebounds

Season:	3, Arkansas-Pine Bluff, 12/5/18
Career:	3, Arkansas-Pine Bluff, 12/5/18

Field Goals Made

Season:	2, West Virginia, 2/4/19
Career:	2, West Virginia, 2/4/19

3-Point Field Goals Made

Season:	1, UIW, 11/06/18, West Virginia, 2/4/19
Career:	1, Abilene Christian, 12/22/17; 1, UIW, 11/06/18; West Virginia, 2/4/19

Free Throws Made

Season:	2, Northern Colorado, 11/24/18
Career:	2, Savannah State, 11/25/17; , Northern Colorado, 11/24/18

Assists

Season:	-
Career:	1, Savannah State, 11/25/17

Blocks

Season:	1, at Oklahoma State, 2/13/19
Career:	1, Savannah State, 11/25/17; at Oklahoma State, 2/13/19

Steals

Season:	1, West Virginia, 2/4/19
Career:	1, South Alabama, 11/10/17

HICKS' TOP SCORING PERFORMANCES

5	West Virginia	02/04/19
3	UIW	11/06/18
3	Abilene Christian	12/22/17
2	Northern Colorado	11/24/18
2	Rice	12/16/17
2	Savannah State	11/25/17

HICKS' GAME-BY-GAME STATISTICS • 2018-19

OPPONENT	GS	MIN	FG	3FG	FT	REB	PF	AST	TO	BLK	STL	PTS
Incarinate Word		4	1-1	1-1	0-0	0	0	0	0	0	0	3
Mississippi Valley State		4	1-2	0-1	0-0	1	0	0	1	0	0	2
Southeastern Louisiana		2	0-0	0-0	0-0	2	0	0	0	0	0	0
Southern Cal	DNP											
Nebraska		1	0-0	0-0	0-0	0	0	0	0	0	0	0
Northern Colorado		4	0-0	0-0	2-2	0	0	0	0	0	0	2
Memphis	DNP											
Arkansas-Pine Bluff		4	0-1	0-0	0-0	3	0	0	0	0	0	0
Northwestern State		6	0-2	0-2	1-2	0	0	0	0	0	0	1
Abilene Christian		3	0-1	0-1	0-0	0	1	0	0	0	0	0
Duke	DNP											
UTRGV		2	0-1	0-1	0-0	1	0	0	1	0	0	0
West Virginia	DNP											
Kansas State	DNP											
Oklahoma	DNP											
Texas	DNP											
Iowa State	DNP											
Baylor	DNP											
Kansas State	DNP											
Arkansas	DNP											
TCU	DNP											
Kansas		3	0-0	0-0	0-0	2	0	0	0	0	0	0
West Virginia		7	2-4	1-3	0-0	0	0	0	0	0	1	5
Oklahoma	DNP											
Oklahoma State		4	0-1	0-1	0-0	0	0	0	0	1	0	0
Baylor		3	1-2	0-0	1-1	2	1	0	0	0	0	3
Kansas												
Oklahoma State												
TCU												
Texas												
Iowa State												

FRESHMAN SEASON • 2017-18

- Hicks has made eight of his nine appearances during nonconference action this season
- Scored PTS in three games against Savannah State (11/25), Rice (12/16) and Abilene Christian (12/22)

ABOUT PARKER

- Majoring in Kinesiology
- Played for Drew Coffman, a former Red Raider, at Decatur High School in Texas
- Amassed 31.3 points and 10.2 rebounds and 1.6 steals per game en route to District 9-4A co-MVP accolades





2018-19 OVERALL/CONFERENCE AVERAGES

PPG	RPG	APG	SPG	BPG
0.0	0.0	0.0	0.0	0.0

Pronounced: Kay-von Moore

- Moore is a multi-dimensional wing player that can play three positions on both sides of the floor
- Possesses a strong ability to play on the ball, create for others and is a volume rebounder
- Played high school basketball for Josh Grube at Westside High School in Macon, Georgia
- His AAU program was the Atlanta Xpress led by CEO Winfred Jordan and head coach Darren Darby
- Regarded by ESPN.com as a four-star recruit at No. 39 nationally
- Rated No. 44 in the nation by Rivals.com in the Class of 2018
- Amassed over 2,000 career points during his prep career
- Averaged 22 points and nine rebounds per game as a junior
- Signed his National Letter of Intent (NLI) in April 2018
- Chose Texas Tech over Texas A&M, Alabama, Florida, Georgia, Oklahoma, Providence, UCLA and USC.

[illegible]



#23 JARRETT CULVER



Guard • 6-5 • 195 • SO. • 1L • Lubbock, Texas • Coronado HS

2018-19 OVERALL/CONFERENCE AVERAGES

PPG	RPG	APG	SPG	BPG
17.7	6.3	3.7	1.2	0.4
16.2	7.2	3.0	1.3	0.3

Pronounced: Jarrett Cole-ver

			Total		3-Point		F-Throws		Rebounds										Scoring	
Season	gp-gs	min/avg	fg-fga	pct	fg-fga	pct	ft-fa	pct	off	def	tot	avg	pf	fo	ast	to	blk	stl	pts	avg
2017-18	37-20	978/26.4	145-319	.455	55-144	.382	70-108	.648	39	138	177	4.8	77	0	67	57	27	41	415	11.2
2018-19	26-26	808/31.1	166-333	.498	33-97	.340	95-139	.683	35	128	163	6.3	51	0	95	74	10	32	460	17.7
TOTAL	63-46	1786/28.3	311-652	.477	88-241	.365	165-247	.668	74	266	340	5.4	128	0	162	131	37	73	875	13.9

CULVER'S SEASON/CAREER HIGHS

Points

Season:	30, Abilene Christian, 12/15/18
Career:	30, Abilene Christian, 12/15/18

Rebounds

Season:	16, Iowa State, 1/16/19
Career:	16, Iowa State, 1/16/19

Field Goals Made

Season:	12, Abilene Christian, 12/15/18
Career:	12, Abilene Christian, 12/15/18

3-Point Field Goals Made

Season:	4, vs. Duke, 12/20/18; 4, Arkansas, 1/26/19
Career:	5, vs. Seton Hall, 11/30/17

Free Throws Made

Season:	7, Southern Cal, 11/19/18; Memphis, 12/1/18; Baylor, 2/16/19
Career:	7, at No. 20 West Virginia, 02/26/18; USC, 11/19/18; Memphis, 12/1/18; Baylor, 2/16/19

Assists

Season:	6, Northern Colorado, 11/24/18; Memphis, 12/1/18; at Texas, 1/12/19
Career:	7, Savannah State, 11/25/17

Blocks

Season:	2, Memphis, 12/1/18
Career:	3, at TCU, 02/03/18

Steals

Season:	5, at Kansas State, 1/22/19
Career:	6, Rice, 12/16/17

CULVER'S TOP SCORING PERFORMANCES

1.	30	Abilene Christian	12/15/18
2.	26	vs. Nebraska	11/20/18
	26	at No. 20 West Virginia	02/26/18
	25	vs. No. 2 Duke	12/20/18
	25	Oklahoma State	01/23/18
	23	Oklahoma	01/12/19
	21	Southeastern Louisiana	11/13/18
	21	Wofford	11/22/17
	20	Iowa State	1/16/19
	20	vs. Memphis	12/01/18
	20	Northern Colorado	11/24/18
	20	at TCU	02/03/18
	19	at Oklahoma State	02/13/19
	19	at Baylor	01/19/19
	19	UTRGV	12/28/18
	18	Baylor	02/16/19
	18	Southern Cal	11/19/18
	18	No. 8 Kansas	02/24/18
	18	Savannah State	11/25/17
	18	TCU	1/28/19
	17	at Kansas State	1/22/19

CULVER'S GAME-BY-GAME STATISTICS • 2018-19

OPPONENT	GS	MIN	FG	3FG	FT	REB	PF	AST	TO	BLK	STL	PTS
Incarnate Word	*	27	6-10	2-4	2-3	3	0	4	2	1	1	16
Mississippi Valley State	*	27	5-14	0-1	2-3	4	1	5	1	0	0	12
Southeastern Louisiana	*	31	8-12	2-5	3-4	4	3	4	1	1	0	21
Southern Cal	*	35	5-10	1-3	7-11	9	1	5	6	0	3	18
Nebraska	*	35	9-18	3-4	5-6	6	3	2	0	1	0	26
Northern Colorado	*	26	7-10	2-3	4-6	5	2	6	1	0	2	20
Memphis	*	35	6-15	1-4	7-10	6	2	6	5	2	2	20
Arkansas-Pine Bluff	*	25	5-9	0-2	3-6	7	2	4	1	0	0	13
Northwestern State	*	23	5-6	1-2	4-5	6	1	5	3	0	1	15
Abilene Christian	*	27	12-13	2-3	4-5	7	1	4	1	0	1	30
Duke	*	35	9-21	4-9	3-5	6	3	4	6	1	2	25
UTRGV	*	30	8-13	1-2	2-2	4	1	3	0	0	0	19
West Virginia	*	22	6-8	0-0	6-6	6	4	2	2	0	1	18
Kansas State	*	37	2-7	0-3	5-10	7	2	3	3	1	0	9
Oklahoma	*	36	8-13	0-3	7-7	13	2	2	4	0	2	23
Texas	*	33	6-11	0-2	2-4	9	2	6	4	2	0	14
Iowa State	*	39	7-21	1-3	5-10	16	1	1	5	0	2	20
Baylor	*	37	9-16	1-4	0-0	9	2	5	7	0	3	19
Kansas State	*	37	6-16	1-6	4-5	7	3	3	3	0	5	17
Arkansas	*	36	5-12	4-5	1-4	3	3	4	4	0	3	15
TCU	*	33	7-17	0-6	4-5	7	2	4	1	0	1	18
Kansas	*	32	5-17	0-6	0-1	6	2	1	5	0	0	10
West Virginia	*	24	5-9	1-3	1-4	2	4	4	1	0	0	12
Oklahoma	*	32	4-12	1-3	4-4	0	2	3	4	0	0	13
Oklahoma State	*	26	7-12	2-5	3-5	3	0	1	2	0	2	19
Baylor	*	28	4-11	3-6	7-8	8	2	4	2	1	1	18
Kansas												
Oklahoma State												
TCU												
Texas												
Iowa State												



HONORS & AWARDS

- Big 12 Player of the Week (12/18/18)
- Wooden Award Midseason Top-25 List
- Jerry West Award Watch List
- Oscar Robertson Trophy Watch List
- Hall of Fame Classic MVP
- Hoophall Invitational Game MVP
- Big 12 Preseason Honorable Mention

FRESHMAN SEASON • 2017-18

- Culver came away with 11.2 points, 4.8 rebounds, 1.8 assists and 1.1 steals per game
- Appeared in all 37 games and broke into starting five in 19 of the last 19 games (Jan. 20-March 25)
- His 415 total points were second in program history for a freshman
- The 11.2 PPG were third on the team and sixth among Big 12 freshmen
- Named Big 12 Newcomer of the Week (Nov. 27)

ABOUT JARRETT

- A versatile guard who uses his athleticism and physical tools to make an impact on both ends of the court
- Played his high school basketball for Randy Dean at Coronado High School. The nation's No. 80 overall player and No. 8 player in Texas as an ESPN Top 100 member.
- His brother, Trey, won the 2016 & 2017 NCAA Indoor High Jump title Tech
- Inked his National Letter of Intent (NLI) in November 2016 and chose Texas Tech over Texas, Texas A&M, Baylor, TCU and Oklahoma State

[illegible]



#25 DAVIDE MORETTI



Guard • 6-2 • 175 • SO • 1L • Bologna, Italy • Treviso Basket

2018-19 OVERALL/CONFERENCE AVERAGES

PPG	RPG	APG	SPG	BPG
10.9	1.8	2.5	1.2	0.0
12.4	1.8	2.4	1.6	0.0

Pronounced: Da-vee-day Moore-et-tea

Season	gp-gs		Total		3-Point		F-Throws		Rebounds				Scoring					
	gp-gs	min/avg	fg-fga	pct	fg-fga	pct	ft-fga	pct	off	def	tot	avg	pts	pts	avg	pts	pts	avg
2017-18	37-1	455/12.3	39-116	.336	26-82	.317	24-28	.857	6	23	29	0.8	50	1	42	28	0	16
2018-19	26-26	781/30.0	86-178	.483	47-108	.435	64-70	.914	3	43	46	1.8	57	2	64	30	0	31
TOTAL	63-27	1236/19.6	125-294	.425	73-190	.384	88-98	.898	9	66	75	1.2	107	3	106	58	0	47

MORETTI'S SEASON/CAREER HIGHS

Points

Season:	21, Arkansas, 1/27/19
Career:	21, Arkansas, 1/27/19

Rebounds

Season:	4, UIW, 11/6/18; Kansas State, 1/5/19
Career:	4, UIW, 11/6/18; Kansas State, 1/5/19

Field Goals Made

Season:	7, Kansas State, 1/5/19
Career:	7, Kansas State, 1/5/19

3-Point Field Goals Made

Season:	5, MVSU, 11/09/18
Career:	5, MVSU, 11/09/18

Free Throws Made

Season:	6, Arkansas, 1/26/19
Career:	6, Arkansas, 1/26/19

Assists

Season:	8, at Oklahoma State, 2/13/19
Career:	8, at Oklahoma State, 2/13/19

Blocks

Season:	
Career:	

Steals

Season:	3, SLU, 11/13/18
Career:	3, Rice, 12/16/17

MORETTI'S GAME-BY-GAME STATISTICS - 2018-19

OPPONENT	GS	MIN	FG	3FG	FT	REB	PF	AST	TO	BLK	STL	PTS
Incarate Word	*	28	3-7	1-5	2-2	4	2	6	0	0	1	9
Mississippi Valley State	*	28	6-9	5-7	0-0	2	2	4	1	0	0	17
Southeastern Louisiana	*	26	2-8	0-4	4-4	0	3	1	1	0	3	8
Southern Cal	*	34	5-9	2-3	5-6	3	4	2	2	0	1	17
Nebraska	*	32	2-4	0-2	4-4	1	3	2	1	0	0	8
Northern Colorado	*	26	2-5	1-3	2-2	1	3	3	0	0	1	7
Memphis	*	30	2-6	0-3	0-0	3	5	1	2	0	0	4
Arkansas-Pine Bluff	*	23	4-8	1-3	0-0	1	1	2	2	0	2	9
Northwestern State	*	22	3-7	1-3	0-0	1	1	6	2	0	1	7
Abilene Christian	*	26	2-4	1-3	2-2	1	2	3	0	0	0	7
Duke	*	24	0-3	0-0	3-3	1	1	0	3	0	0	3
UTRGV	*	21	1-3	1-1	2-2	2	3	1	0	0	0	5
West Virginia	*	34	4-9	2-5	2-3	2	0	0	0	0	3	12
Kansas State	*	32	7-11	3-7	2-2	4	5	2	5	0	2	19
Oklahoma	*	36	3-7	2-5	4-4	2	0	3	1	0	3	12
Texas	*	33	4-9	3-6	2-3	2	2	1	0	0	3	13
Iowa State	*	38	4-9	2-5	0-0	0	2	1	0	0	0	10
Baylor	*	37	3-4	1-2	6-7	3	1	2	2	0	3	13
Kansas State	*	33	2-6	2-5	0-0	2	2	0	3	0	2	6
Arkansas	*	32	6-9	3-6	6-7	2	4	2	1	0	1	21
TCU	*	37	4-7	3-4	0-0	2	3	7	0	0	1	11
Kansas	*	33	3-8	3-8	5-5	2	2	1	0	0	1	14
West Virginia	*	28	3-5	1-2	4-4	1	3	4	1	0	1	11
Oklahoma	*	30	4-7	2-4	4-4	2	2	0	3	0	0	14
Oklahoma State	*	25	3-5	3-4	0-0	2	0	8	0	0	1	9
Baylor	*	33	4-9	4-8	5-6	0	1	2	0	0	1	17
Kansas												
Oklahoma State												
TCU												
Texas												
Iowa State												

MORETTI'S TOP SCORING PERFORMANCES

1.	21	Arkansas	1/26/19
	19	Kansas State	1/5/19
	17	Baylor	2/16/19
	17	MVSU	11/09/18
	17	Southern Cal	11/19/18
	14	at Oklahoma	2/9/19
	14	at Kansas	2/2/19
	14	Florida Atlantic	12/19/17
	13	at Baylor	1/19/19
	13	at Texas	1/12/19
	12	at West Virginia	1/2/19
	12	Oklahoma	1/8/19
	11	West Virginia	2/4/19
	11	TCU	1/28/19
	10	Iowa State	1/16/19
	10	South Alabama	11/10/17
	9	at Oklahoma State	02/13/19
	9	UIW	11/06/18
	9	No. 22 Nevada	12/05/17
	9	Arkansas-Pine Bluff	12/5/18
	8	SLU	11/13/18
	8	Rice	12/16/17
	8	Wofford	11/22/17



HONORS & AWARDS

- 2017-18 All-Big 12 Academic Rookie Team

FRESHMAN SEASON - 2017-18

- Moretti secured 3.5 points, 1.1 assists and 0.8 rebounds per game as a true freshman
- One of seven players to appear in all 37 games
- His lone start came against Abilene Christian (Dec. 22)
- Tallied 11 of his 15 games with five or more points against nonconference opponents
- Dished out 42 assists which was second among bench players



#30 ANDREW SORRELLS

Guard • 6-3 • 170 • RS-JR • 2L • North Richland Hills, Texas • Birdville HS

2018-19 OVERALL/CONFERENCE AVERAGES

PPG	RPG	APG	SPG	BPG
0.5	0.2	0.2	0.2	0.0
0.0	0.0	0.5	0.0	0.0

Pronounced: Andrew Sore-els

Season	gp-gs	min/avg	Total		3-Point		F-Throws		Rebounds										Scoring	
			fg-fga	pct	fg-fga	pct	ft-flt	pct	off	def	tot	avg	pf	fo	ast	to	blk	stl	pts	avg
2015-16	6-0	11/1.8	0-2	.000	0-2	.000	0-0	.000	0	1	1	0.2	1	0	0	1	0	0	0	0.0
2017-18	11-0	24/2.2	1-6	.167	1-3	.333	2-2	1.000	0	4	4	0.4	1	0	4	2	0	2	5	0.5
2018-19	13-0	54/4.2	2-12	.167	0-8	.000	2-3	.667	1	2	3	0.2	7	0	2	0	0	2	6	0.5
TOTAL	30-0	89/3.0	3-20	.150	1-13	.077	4-5	.800	1	7	8	0.3	9	0	6	3	0	4	11	0.4

Sorrells' Season/Career Highs

Points

Season: 4, Northwestern State, 12/12/18

Career: 4, Northwestern State, 12/12/18

Rebounds

Season: 2, Northwestern State, 12/12/18

Career: 2, Northwestern State, 12/12/18

Field Goals Made

Season: 1, UIW, 11/06/18; Northwestern State, 12/12/18

Career: 1, South Alabama, 11/10/17; Northwestern State, 12/12/18

3-Point Field Goals Made

Season:

Career: 1, South Alabama, 11/10/17

Free Throws Made

Season: 2, Northwestern State, 12/12/18

Career: 2, Northwestern State, 12/12/18

Assists

Season: 2, Baylor, 2/16/19

Career: 2, Baylor, 2/16/19

Blocks

Season:

Career:

Steals

Season: 1, UIW, 11/06/18

Career: 1, Savannah State, 11/25/17

1, Maine, 11/14/17

1, UIW, 11/06/18

Sorrells' Top Scoring Performances

1.	4	Northwestern State	12/12/18
2.	3	South Alabama	11/10/17
3.	2	Savannah State	11/25/17
3.	2	UIW	11/06/18



REDSHIRT SOPHOMORE SEASON • 2017-18

• Sorrells made nine of his 10 appearances in nonconference action

• Sorrells scored PTS against South Alabama (11/10) and Savannah State (11/25)

• Sorrells has dished out assists in three games

ABOUT ANDREW

• Majoring in Business Management

• Named 2018 All-Big 12 Academic First-Team selection

• Scheduled to graduate in Spring 2019.

SORRELLS' GAME-BY-GAME STATISTICS • 2018-19

OPPONENT	GS	MIN	FG	3FG	FT	REB	PF	AST	TO	BLK	STL	PTS
Incarinate Word		4	1-1	0-0	0-0	0	0	0	0	0	1	2
Mississippi Valley State		4	0-0	0-0	0-0	0	0	0	0	0	0	0
Southeastern Louisiana		3	0-1	0-1	0-0	0	0	0	0	0	0	0
Southern Cal	DNP											
Nebraska		1	0-0	0-0	0-0	0	0	0	0	0	0	0
Northern Colorado		6	0-0	0-0	0-0	1	0	0	0	0	0	0
Memphis	DNP											
Arkansas-Pine Bluff		1	0-0	0-0	0-0	0	0	0	0	0	0	0
Northwestern State		9	1-4	0-2	2-3	2	2	0	0	0	0	4
Abilene Christian		5	0-0	0-0	0-0	0	1	0	0	0	0	0
Duke	DNP											
UTRGV		2	0-0	0-0	0-0	0	1	0	0	0	1	0
West Virginia	DNP											
Kansas State	DNP											
Oklahoma	DNP											
Texas	DNP											
Iowa State	DNP											
Baylor	DNP											
Kansas State	DNP											
Arkansas	DNP											
TCU	DNP											
Kansas		3	0-1	0-1	0-0	0	0	0	0	0	0	0
West Virginia		6	0-2	0-2	0-0	0	2	0	0	0	0	0
Oklahoma	DNP											
Oklahoma State		4	0-1	0-1	0-0	0	0	0	0	0	0	0
Baylor		4	0-1	0-1	0-0	0	0	2	0	0	0	0
Kansas												
Oklahoma State												
TCU												
Texas												
Iowa State												





#32 NORENSE ODIASE

Center • 6-8 • 250 • RS-SR • 3L • Fort Worth, Texas • Elev8 Sports Prep

2018-19 OVERALL/CONFERENCE AVERAGES

PPG	RPG	APG	SPG	BPG
3.9	5.1	0.3	0.4	1.0
3.5	4.7	0.2	0.5	1.2

Pronounced: Nor-ense O-de-aw-say

Season	gp-gs	min/avg	Total		3-Point		F-Throws		Rebounds				Scoring					
			fg-fga	pct	fg-fga	pct	ft-fa	pct	off	def	tot	avg	pf	fo	ast	to	blk	stl
2014-15	29-28	495/17.1	59-115	.513	0-0	.000	35-76	.461	71	74	145	5.0	65	1	17	41	15	8
2015-16	20-17	369/18.5	72-140	.514	0-1	.000	25-40	.625	32	51	83	4.2	57	0	19	34	14	6
2016-17	3-0	19/6.3	4-8	.500	0-0	.000	0-0	.000	1	2	3	1.0	0	0	2	0	0	1
2017-18	37-29	549/14.8	51-98	.520	0-0	.000	40-66	.606	67	98	165	4.5	92	3	25	43	15	20
2018-19	25-25	408/16.3	35-67	.522	0-0	.000	28-42	.667	42	86	128	5.1	65	1	7	24	25	11
TOTAL	114-99	1840/16.1	221-428	.516	0-1	.000	128-224	.571	213	311	524	4.6	279	5	70	142	69	46

ODIASSE'S SEASON/CAREER HIGHS

Points

Season:	9, West Virginia, 2/4/19
Career:	16, Sam Houston State, 12/02/15
	16, Hawaii, 11/28/15
	16, No. 17 Oklahoma, 02/21/15
	16, Loyola Maryland, 11/14/14

Rebounds

Season:	13, SLU, 11/13/18
Career:	13, SLU, 11/13/18

Field Goals Made

Season:	3, SX
Career:	8, Hawaii, 11/28/15

3-Point Field Goals Made

Season:	--
Career:	1, Oklahoma State, 02/28/15

Free Throws Made

Season:	6, MVSU, 11/09/18
Career:	6, Sam Houston State, 12/02/15
	6, Loyola Maryland, 11/14/14
	6, MVSU, 11/09/18

Assists

Season:	1, 3X
Career:	4, No. 18 Baylor, 12/29/17
	4, at Texas, 02/14/15

Blocks

Season:	2, 6X
Career:	3, at TCU, 01/18/16
	3, Loyola Maryland, 11/14/14

Steals

Season:	1, 6X
Career:	2, at Oklahoma State, 02/21/18
	2, at No. 10 Kansas, 01/02/18
	2, South Dakota State, 12/16/15

ODIASSE'S TOP SCORING PERFORMANCES

1.	16	Sam Houston State	12/02/15
1.	16	Hawaii	11/28/15
1.	16	No. 17 Oklahoma	02/21/15
1.	16	Loyola Maryland	11/14/14
5.	15	Northwestern State	11/25/14
6.	14	No. 23 Oklahoma	02/13/18
6.	14	No. 1 Kansas	01/09/16
6.	14	Richmond	12/29/15
6.	14	Oklahoma State	02/28/15
9.	13	Texas	01/02/16
9.	13	No. 8 Kansas	02/10/15
9.	13	Missouri State	11/22/14
9.	13	at LSU	11/18/14

ODIASSE'S TOP REBOUNDING PERFORMANCES

1.	13	Southeastern Louisiana	11/13/18
	12	Seton Hall	11/30/17
	11	at Oklahoma	2/9/19
	11	Texas	1/31/18
10	Mississippi Valley	11/9/18	
10	vs. Mississippi State	11/20/15	
10	Loyola Maryland	11/14/14	
10	West Virginia	2/4/19	

ODIASSE'S GAME-BY-GAME STATISTICS • 2018-19

OPPONENT	GS	MIN	FG	3FG	FT	REB	PF	AST	TO	BLK	STL	PTS
Incarinate Word	*	20	2-3	0-0	0-0	7	3	0	3	2	1	4
Mississippi Valley State	*	22	1-3	0-0	6-9	10	2	1	0	2	0	8
Southeastern Louisiana	*	22	3-3	0-0	0-0	13	2	0	3	0	0	6
Southern Cal	*	18	1-4	0-0	2-4	1	1	0	0	1	0	4
Nebraska	*	7	0-0	0-0	1-2	1	3	0	0	0	1	1
Northern Colorado	*	14	3-6	0-0	0-0	5	3	1	0	1	0	6
Memphis	*	5	1-1	0-0	0-0	0	3	0	0	0	1	2
Arkansas-Pine Bluff	*	15	2-4	0-0	1-2	6	1	0	0	1	0	5
Northwestern State	*	18	2-2	0-0	0-0	7	2	0	1	2	0	4
Abilene Christian	*	19	1-1	0-0	2-2	3	2	1	0	0	1	4
Duke	*	23	3-4	0-0	1-1	7	3	1	1	0	1	7
UTRGV	DNP											
West Virginia	*	19	1-1	0-0	2-2	3	5	0	4	2	0	4
Kansas State	*	9	0-0	0-0	0-0	2	2	0	1	2	0	0
Oklahoma	*	19	3-3	0-0	2-2	1	3	0	1	1	1	8
Texas	*	16	1-7	0-0	0-0	8	0	0	0	1	0	2
Iowa State	*	17	2-5	0-0	0-0	5	2	0	0	1	0	4
Baylor	*	15	0-1	0-0	0-0	2	0	0	1	2	0	0
Kansas State	*	8	1-1	0-0	0-0	2	3	0	1	0	0	2
Arkansas	*	23	1-1	0-0	0-0	7	4	1	4	1	0	2
TCU	*	14	1-1	0-0	2-2	5	4	0	2	2	0	4
Kansas	*	17	0-3	0-0	2-6	7	3	0	0	1	1	2
West Virginia	*	23	3-4	0-0	3-6	10	3	1	1	1	0	9
Oklahoma	*	16	1-4	0-0	0-0	11	3	1	1	2	1	2
Oklahoma State	*	18	2-3	0-0	4-4	3	4	0	1	1	1	8
Baylor	*	11	0-2	0-0	0-0	2	4	0	1	1	1	0
Kansas												
Oklahoma State												
TCU												
Texas												
Iowa State												



HONORS & AWARDS

- 2017-18 All-Big 12 Academic First Team
- 2014-15 Big 12 Rookie of the Week (Nov. 24)

REDSHIRT JUNIOR SEASON • 2017-18

- Odiase garnered 3.8 points, 4.5 rebounds and 0.7 assists per game
- One of seven players to make 37 appearances and started 29 of the last 30 games (Dec. 5-March 25)
- Buried 52.0 percent of his field goal attempts and was third on the team with 4.5 RPG
- Scored at least five points in 16 games and grabbed at least seven rebounds on eight occasions
- Grinded his way to 12 points, eight rebounds and two steals in Texas Tech's win at No. 10 Kansas (Jan. 2)





#35 JOSH MBALLA

Forward • 6-7 • 215 • FR • HS • Bordeaux, France • Putnam Science Academy

2018-19 OVERALL/CONFERENCE AVERAGES

PPG	RPG	APG	SPG	BPG
0.9	0.4	0.1	0.1	0.0
0.3	0.3	0.3	0.0	1.0

Pronounced: Josh M-Ball-aa

			Total		3-Point		F-Throws		Rebounds											Scoring	
Season	gp-gs	min/avg	fg-fga	pct	fg-fga	pct	ft-fta	pct	off	def	tot	avg	pf	fo	ast	to	blk	stl	pts	avg	
2018-19	13-0	51/3.9	3-8	.375	0-1	.000	5-14	.357	2	3	5	0.4	6	0	2	3	2	2	11	0.8	
TOTAL	13-0	51/3.9	3-8	.375	0-1	.000	5-14	.357	2	3	5	0.4	6	0	2	3	2	2	11	0.8	

MBALLA'S SEASON/CAREER HIGHS

Points

Season: 3, at Kansas, 2/2/19
Career: 3, at Kansas, 2/2/19

Rebounds

Season: 2, MSVU, 11/09/18
Career: 2, MSVU, 11/09/18

Field Goals Made

Season: 1, UIW, 11/06/18; Northern Colorado, 11/24/18
Career: 1, UIW, 11/06/18; Northern Colorado, 11/24/18

3-Point Field Goals Made

Season:
Career:

Free Throws Made

Season: 3, at Kansas, 2/2/19
Career: 3, at Kansas, 2/2/19

Assists

Season: 1, Arkansas-Pine Bluff, 12/5/18
Career: 1, Arkansas-Pine Bluff, 12/5/18

Blocks

Season: 1, at Kansas, 2/2/19; West Virginia, 2/4/19
Career: 1, at Kansas, 2/2/19; West Virginia, 2/4/19

Steals

Season: 1, UIW, 11/06/18; Arkansas-Pine Bluff, 12/5/18
Career: 1, UIW, 11/06/18; Arkansas-Pine Bluff, 12/5/18

MBALLA'S TOP SCORING PERFORMANCES

3	at Kansas	2/2/19
2	Baylor	2/16/19
2	UIW	11/06/18
2	Northern Colorado	11/24/18

MBALLA'S GAME-BY-GAME STATISTICS • 2018-19

OPPONENT	GS	MIN	FG	3FG	FT	REB	PF	AST	TO	BLK	STL	PTS
Incarnate Word		5	1-1	0-0	0-0	1	0	0	0	0	1	2
Mississippi Valley State		4	0-1	0-0	0-0	2	0	0	0	0	0	0
Southeastern Louisiana		3	0-0	0-0	0-0	0	1	0	0	0	0	0
Southern Cal	DNP											
Nebraska		1	0-0	0-0	0-0	0	0	0	0	0	0	0
Northern Colorado		4	1-2	0-0	0-0	0	0	0	0	0	0	2
Memphis		1	0-0	0-0	0-0	0	0	0	0	0	0	0
Arkansas-Pine Bluff		8	0-0	0-0	0-1	0	2	1	1	0	1	0
Northwestern State		5	1-2	0-0	0-1	0	1	0	0	0	0	2
Abilene Christian		3	0-0	0-0	2-4	1	0	0	0	0	0	2
Duke	DNP											
UTRGV		2	0-0	0-0	0-2	0	0	0	0	0	0	0
West Virginia	DNP											
Kansas State	DNP											
Oklahoma	DNP											
Texas	DNP											
Iowa State	DNP											
Baylor	DNP											
Kansas State	DNP											
Arkansas	DNP											
TCU	DNP											
Kansas		4	0-0	0-0	3-6	0	0	0	0	1	0	3
West Virginia		6	0-2	0-2	0-0	0	0	0	0	1	0	0
Oklahoma	DNP											
Oklahoma State		4	0-0	0-0	0-0	1	1	0	0	0	0	0
Baylor		3	1-1	0-0	0-0	0	0	0	0	0	0	2
Kansas												
Oklahoma State												
TCU												
Texas												
Iowa State												





CHRIS BEARD



Texas • 1995

3rd Season as Texas Tech Head Coach • 10th Season Overall

NCAA Career Record • 162-59 • 7th Season

CHRIS BEARD'S CAREER RECORD • HEAD COACH

SEASON	SCHOOL	W-L
1999-2000	Fort Scott Community College	19-12
2000-01	Seminole State College	25-6
2011-12	South Carolina Warriors • ABA	31-2
2012-13	McMurry University	19-10
2013-15	Angelo State University	47-15
2015-16	Little Rock	30-5
2016-17	Texas Tech	18-14
2017-18	Texas Tech	27-10
2018-19	Texas Tech	21-5
3 Seasons	Texas Tech Record	66-29
4 Seasons	NCAA Division I Record	96-34
7 Seasons	NCAA Record	162-59
10 Seasons	Career Record	237-79

NCAA DIVISION I NCAA TOURNAMENTS	2
NCAA DIVISION II NCAA TOURNAMENT	1

CONFERENCE REGULAR SEASON TITLES	1
Sun Belt • 2016	1

CONFERENCE TOURNAMENT TITLES	1
Sun Belt • 2016	1

CONFERENCE COACH OF THE YEAR	2
Big 12 • 2018	1
Sun Belt • 2016	1

AWARDS

NABC District 7 Coach of the Year • 2018
 Big 12 Co-Coach of the Year • 2018
 NABC District 24 Coach of the Year • 2016
 Sun Belt Conference Coach of the Year • 2016

THE CHRIS BEARD FILE

Season • School • Position

1995-96 • Incarnate Word • Graduate Assistant
 1996-97 • Abilene Christian • Assistant Coach
 1997-99 • North Texas • Assistant Coach
 1999-2000 • Fort Scott Community College • Head Coach
 2000-01 • Seminole State College • Head Coach
 2001-11 • Texas Tech • Assistant/Associate Head Coach
 2011-12 • South Carolina Warriors (ABA) • Head Coach
 2012-13 • McMurry University • Head Coach
 2013-15 • Angelo State University • Head Coach
 2015-16 • Little Rock • Head Coach
2016-Present • Texas Tech • Head Coach

BEARD'S HEAD COACHING RECORD

Season • School • Record

1999-2000 • Fort Scott Community College • 19-12
 2000-01 • Seminole State College • 25-6
 2011-12 • South Carolina Warriors (ABA) • 31-2
 2012-13 • McMurry University • 19-10
 2013-15 • Angelo State University • 47-15
 2015-16 • Little Rock • 30-5
 2016-Present • Texas Tech • 66-29

CAREER AND TEXAS TECH

Chris Beard is in his third season as head coach and his 13th season overall with the Texas Tech men's basketball program. He was named the program's 17th head coach on April 15, 2016 by Director of Athletics Kirby Hocutt and Interim University President Dr. John Opperman.

Beard elevated the Red Raiders to an elite level of success following a 27-10 record and the program's first NCAA Elite Eight trip in 2017-18. The 27 wins are the second-highest in program history only behind the 30-2 mark put together by the 1995-96 team under James Dickey. He came away as the 2018 Big 12 Co-Coach of the Year, the 2018 National Association of Basketball Coaches (NABC) District 8 Coach of the Year, the 2018 United States Basketball Writers Association (USBWA) District VII Coach of the Year and the 2018 John McLendon National Coach of the Year award recipient. Texas Tech garnered a program-best No. 6 final ranking in the USA Today/Coaches Top 25 poll. The Red Raiders checked in as a consensus Top 15 program for the final 10 weeks of the regular season highlighted by six Top 10 rankings. The 1995-96 season was the only other time the program was ranked among the nation's Top 10.

Texas Tech earned a program-best second place finish in the Big 12 regular season and set a program single season mark with 11 Big 12 wins. The Red Raiders registered the program's first victory at Allen Fieldhouse during a wire-to-wire 85-73 win over No. 10 Kansas on Jan. 8, 2018, the largest conference home loss for the Jayhawks under Bill Self.

Texas Tech racked up a nation's best and program single season record eight victories over Associated Press Top 25 opponents in 2017-18. The Red Raiders knocked off No. 2 West Virginia 72-71 on Jan. 13, 2018 which matched the program's best win rankings-wise as Texas Tech defeated No. 2 SMU 64-63 on Jan. 26, 1985 under Gerald Myers. Texas Tech also defeated No. 23 Florida and No. 11 Purdue before falling short to eventual national champion and No. 2 Villanova in the 2018 NCAA Tournament.

The Red Raiders played host to ESPN's College GameDay for the first time in program history on Feb. 24, 2018. The one-hour show hosted by Rece Davis, Jay Bilas, Seth Greenberg and Jay Williams aired live from the United Supermarkets Arena.

Beard agreed to a six-year, \$19.05 million dollar contract in March 2018 that locks him up as Texas Tech's head coach through the 2023-24 season. The Red Raiders have seen a significant increase in season ticket sales under Beard, and the program's average attendance surged to over 10,000 fans per game in 2017-18 for the first time dating back to 2006-07.

Over his first two seasons in Lubbock, Beard has captured 45 victories which is tied with Bob Knight for the most wins in program history for a coach during their first two seasons. He has already picked up 11 wins over AP Top 25 opponents, the second-highest total for a head coach in program history and shattering the program's record during a two-year span. Beard also has been a part of 13 of Texas Tech's 20 wins over AP Top 10 foes as either a head coach or an assistant coach.

Beard has either coached and/or recruited 15 of Texas Tech's 20 All-Big 12 selections highlighted by seven of the 10 players listed on the first, second and third teams in program history. Keenan Evans was named Texas Tech's first All-Big 12 First-Team pick since Jarriss Jackson in 2006-07. He took his game to another level in 2017-18 and became the third player in program history to claim consensus All-America status from the AP, NABC, Sporting News and USBWA. Evans also was a Top 10 finalist for the Bob Cousy Award, a Top 15 finalist for the Wooden Award and a Top 10 semifinalist for the Naismith Trophy.

Zhaire Smith and Jarrett Culver finished the 2017-18 season ranked first and second on the program's scoring list among freshmen. Smith was the program's first one-and-done NBA prospect and program's second NBA Draft First Round selection. He was chosen No. 16 overall by the Phoenix Suns and traded to the Philadelphia 76ers as part of a draft night trade. Evans has signed a two-way contract with the Detroit Pistons, while Zach Smith has earned a training camp invite by the Charlotte Hornets. The last time the Red Raiders had three players on NBA rosters during the same season was in 2004-05 when Tony Battie was with the Orlando Magic, Andre Emmett was with the Memphis Grizzlies and Darvin Ham was with the Detroit Pistons.

Texas Tech has had six seasons with a winning record in Big 12 conference play, five of which came when Beard was an assistant coach. The Red Raiders also have recorded five of their six top half finishes in the Big 12 during Beard's time as an assistant coach. Beard's 17 wins in Big 12 play are more than Baylor's Scott Drew, Oklahoma's Lon Kruger, TCU's Jamie Dixon, Texas' Shaka Smart and West Virginia's Bob Huggins during their first two seasons as Big 12 head coaches at their respective schools.

Beard guided Little Rock to a historic turnaround in 2015-16 fueled by 30 victories, which was a program single season record and Sun Belt single season mark. The Trojans claimed the Sun Belt regular season and tournament titles en route to the program's fifth NCAA Tournament bid.

Little Rock overcame a 14-point deficit during the final five minutes of the second half and won an 85-83 double overtime thriller over No. 12-ranked and fifth-seeded Purdue in the NCAA Tournament.

Beard has amassed a 216-74 record, a .745 winning percentage and 24.0 victories per season over his nine seasons as a head coach coming into the 2018-19 season. His wealth of coaching experience stretches from the NCAA Division I, NCAA Division II, NAIA and Junior College levels. His previous head coaching stops include Fort Scott Community College, Seminole State College, McMurry University, Angelo State, Little Rock and UNLV. Beard's roots in Lubbock and West Texas run deep. He spent 10 years at Texas Tech which included seven seasons as an assistant coach under Hall of Fame Coach Bob Knight and three seasons as an associate head coach under Pat Knight. He was on the Texas Tech bench on January 1, 2007, when the Red Raiders defeated New Mexico making Bob Knight the NCAA's men's all-time career wins leader.

Raised in Irving, Texas, Beard's coaching career began in the Lone Star State as a graduate assistant at Incarnate Word followed by a pair of assistant coaching stints at Abilene Christian and North Texas. He worked under the guidance of Danny Kasper at UIW, Shanon Hays at ACU and Vic Trilli at UNT. Leading into his time as an assistant with Texas Tech, Beard's first two head coaching opportunities came at Fort Scott Community College in Kansas and Seminole State College in Oklahoma. He led Seminole State College to a 25-6 record and a No. 14 national ranking in 2000-01 after Fort Scott came away with 19 victories and a NJCAA Regional appearance in 1999-2000.

Beard earned his Bachelor of Science degree in kinesiology from the University of Texas in 1995 where he worked as a student assistant for Tom Penders. He completed his master's degree in education from Abilene Christian in 1998. Beard played his high school basketball for Mike Kunstadt at Irving High School and for Terry Priest at McCullough High School. He has three daughters: Avery, Ella and Margo.