



KANSAS

#KUBball

f /KANSASBASKETBALL

@KUHOOPS

@KUHOOPS

JAN. 5, 2019 | IOWA STATE | GAME NOTES

KANSAS COMMUNICATIONS

JAYHAWKS

CYCLONES

12-1
OVERALL

1-0
BIG 12

#5 / #6
RANKING (AP/COACHES)



-vs-



11-2
OVERALL

1-0
BIG 12

rv / rv
RANKING (AP/COACHES)

Bill Self
HEAD COACH

459-97 (.826)
RECORD AT KU, 16TH SEASON

Steve Prohm
HEAD COACH

71-43 (.623)
RECORD AT ISU, FOURTH SEASON

SCHEDULE (H: 9-0; A: 0-1; N: 3-0)

Date	KU Rnk	OPP Rnk	Opponent	TV	Time/Result
NOVEMBER (5-0)					
6	1/1	10/10	vs. Michigan State!	ESPN	W, 92-87
12	2/1	-/-	VERMONT-	ESPN2	W, 84-68
16	2/1	-/-	LOUISIANA	JTV/ESPN+	W, 89-76
21	2/2	rv/rv	vs. Marquette#	ESPN2	W, 77-68
23	2/2	5/5	vs. Tennessee#	ESPN2	W, 87-82 ot
DECEMBER (6-1)					
1	2/2	-/-	STANFORD	ESPN	W, 90-84 ot
4	2/2	-/-	WOFFORD	JTV/ESPN+	W, 72-47
8	2/2	-/-	NEW MEXICO STATE*	ESPN2	W, 63-60
15	1/1	17/16	VILLANOVA	ESPN	W, 74-71
18	1/1	-/-	SOUTH DAKOTA	JTV/ESPN+	W, 89-53
22	1/1	18/19	at Arizona State	ESPN2	L, 76-80
29	5/5	-/-	EASTERN MICHIGAN	JTV/ESPN+	W, 87-63
JANUARY (1-0)					
2	5/6	23/25	OKLAHOMA*	ESPN2	W, 70-63
5	5/6	rv/rv	at Iowa State*	ESPN2	4 p.m.
9	-/-	-/-	TCU*	ESPN2	8 p.m.
12	-/-	-/-	at Baylor*	ESPN/2	3 p.m.
14	-/-	-/-	TEXAS*	ESPN/U	8 p.m.
19	-/-	-/-	at West Virginia*	ESPN/2	TBD
21	-/-	-/-	IOWA STATE*	ESPN/U	8 p.m.
26	-/-	-/-	at Kentucky<	ESPN/2	5 p.m.
29	-/-	-/-	at Texas*	ESPN/2	6 p.m.
FEBRUARY					
2	-/-	-/-	TEXAS TECH*	CBS	3 p.m.
5	-/-	-/-	at Kansas State*	ESPN/2	8 p.m.
9	-/-	-/-	OKLAHOMA STATE*	ESPN/2	11 a.m.
11	-/-	-/-	at TCU*	ESPN/2	8 p.m.
16	-/-	-/-	WEST VIRGINIA*	ESPN/2	TBD
23	-/-	-/-	at Texas Tech*	ESPN/2	5/7 p.m.
25	-/-	-/-	KANSAS STATE*	ESPN	8 p.m.
MARCH					
2	-/-	-/-	at Oklahoma State*	CBS	11 a.m.
5	-/-	-/-	at Oklahoma*	ESPN/2	8 p.m.
9	-/-	-/-	BAYLOR*	ESPN/2	1 p.m.
13-16	Big 12 Championship			TBD	TBD

All times Central and subject to change.

Rank: AP Top 25 / USA Today Coaches' Poll

! State Farm Champions Classic (Indianapolis, Ind.); ~ NIT Season Tip-Off (Campus Round); # NIT Season Tip-Off (Brooklyn, N.Y.); ^ Jayhawk Shootout (Kansas City, Mo.); < Big 12/Pac-12 Challenge; * Big 12 Conference Game

GAME #5/6 KANSAS AT IOWA STATE

Ames, Iowa • Hilton Coliseum (14,384)
Saturday, January 5, 2019 • 4 p.m. (CST)

14

ESPN2

Play-by-Play: Mark Neely
Analyst: Fran Fraschilla
Producer: Brian Boyle
Director: Charles Ciccarello

JAYHAWK RADIO NETWORK

Radio: IMG Jayhawk Radio Network
Webcast: KUathletics.com/Radio
Play-by-Play: Brian Hanni
Analyst: Greg Gurley
Producer/Engineer: Steve Kincaid

TIP-OFF

- No. 5/6 Kansas (12-1, 1-0) continues conference play at Iowa State (11-2, 1-0). Kansas, the 14-time defending Big 12 champion, is coming off a 70-63 win against Oklahoma on Jan. 2.
- Kansas is 12-1 for the eighth time in Bill Self's 16 seasons at KU, including three of the last four seasons.
- Kansas leads the overall series with Iowa State, 93-16 but the series is 5-5 in last 10 meetings with seven of those outcomes being decided by seven points or less and five by five points or fewer.
- In Bill Self's 15-plus seasons at Kansas, 11 of the 15 KU-ISU matchups in Ames have been decided by 10 points or less with five of those by five points or less.
- With its win versus Oklahoma (1/2), Kansas has won a mindboggling 28-straight conference openers dating back to the 1991-92 season with 11 of those in Allen Fieldhouse and 17 on the road.
- Kansas is 82-for-109 (75.2 percent) from the free throw line in its last five games. For the season, KU is 68.4 percent from the line and prior to the last five contests, KU was shooting 64.2 percent from the line.
- Kansas has had five different players lead the team in scoring in each of the last five games. Those have been Devon Dotson, Udoka Azubuike, Dedic Lawson, Charlie Moore and Lagerald Vick.
- Kansas is the only team in the Big 12 with two players ranked in the top five in the league in scoring. RS-junior F Dedic Lawson is third in scoring at 19.1 ppg, while senior G Lagerald Vick is fifth at 15.5 ppg.
- Dedic Lawson leads the Big 12 in rebounding at 11.1 rpg. He is vying to become the first Jayhawk to lead the league in rebound average since All-American Thomas Robinson in 2011-12.
- The Jayhawks closed out the first two months of the season with one or fewer losses for the eighth time in Bill Self's 16 seasons. KU has entered January undefeated on four occasions, and with just one loss three times.

SERIES AT A GLANCE (MORE ON PG 40)

OVERALL KU LEADS, 181-64
in Ames (Hilton Coliseum) KU leads, 70-39 (26-21)
Last Meeting KU, 83-77 (2.13.18 @ ISU)

80.8	POINTS PER GAME	82.5
48.1	FG%	48.5
34.4	3FG%	34.9
68.4	FT%	72.3
39.7	REBOUNDS PER GAME	37.8
15.2	ASSISTS PER GAME	16.8
4.0	BLOCKS PER GAME	4.8
7.7	STEALS PER GAME	7.6
69.3	SCORING DEFENSE	64.8
39.6	FG% DEFENSE	40.3
31.1	3FG% DEFENSE	31.6
+3.6	REBOUND MARGIN	+5.0
1.2	AST-TO RATIO	1.6

LAST GAME STARTERS

11 DOTSON	5 GRIMES	24 VICK	1 LAWSON	35 AZUBUIKE
FR • GUARD	FR • GUARD	SR • GUARD	R-JR • FORWARD	JR • CENTER
MIN 31.2	MIN 25.8	MIN 34.8	MIN 31.8	MIN 20.4
PPG 11.5	PPG 8.5	PPG 15.8	PPG 19.1	PPG 13.4
FG% 52.0%	FG% 41.2%	FG% 48.9%	FG% 50.3%	FG% 70.5%
3FG% 42.3%	3FG% 29.2%	3FG% 46.8%	AST 2.4	REB 6.8
AST 2.9	AST 2.1	AST 2.0	REB 11.1	BLK 1.6

COMMUNICATIONS

CHRIS THEISEN
Asst. AD for Comm.
e theisen@ku.edu
c 785.331.9356

BRAD GILBERT
Asst. Comm. Director
e bgilbert@ku.edu
c 785.424.4008

NUMERICAL ROSTER

NO.	NAME	POS.	HT.	WT.	YR.	EXP.	HOMETOWN / HIGH SCHOOL / PREVIOUS SCHOOL
0	Marcus Garrett	G	6-5	195	So.	1L	Dallas, Texas / Skyline HS
1	Dedric Lawson	F	6-9	235	RS-Jr.	TR	Memphis, Tenn. / Hamilton HS / Memphis
2	Charlie Moore	G	5-11	180	RS-So.	TR	Chicago, Ill. / Morgan Park HS / California
5	Quentin Grimes	G	6-5	210	Fr.	HS	The Woodlands, Texas / College Park HS
10	Elijah Elliott	G	6-3	185	Fr.	HS	Southlake, Texas / Carroll Senior HS
11	Devon Dotson	G	6-2	185	Fr.	HS	Charlotte, N.C. / Providence Day School
12	Chris Teahan	G	6-4	195	So.	1L	Leawood, Kan. / Rockhurst HS
13	K.J. Lawson	G	6-8	210	RS-So.	TR	Memphis, Tenn. / Hamilton HS / Memphis
20	Garrett Luinstra	G	6-2	155	Fr.	HS	Lawrence, Kan. / Lawrence Free State HS
22	Silvio De Sousa	F	6-9	245	So.	1L	Luanda, Angola / IMG Academy [Fla.]
24	Lagerald Vick	G	6-5	190	Sr.	3L	Memphis, Tenn. / Douglass HS
30	Ochai Agbaji	G	6-5	210	Fr.	HS	Kansas City, Mo. / Oak Park HS
33	David McCormack	F	6-10	265	Fr.	HS	Norfolk, Va. / Oak Hill Academy
35	Udoka Azubuike	C	7-0	270	Jr.	2L	Delta, Nigeria / Potter's House Christian Academy [Fla.]
44	Mitch Lightfoot	F	6-8	225	Jr.	2L	Gilbert, Ariz. / Gilbert Christian HS

COACHING STAFF

NAME	POSITION // YEAR AT KU	ALMA MATER // YEAR
Bill Self	Head Coach // 16th	Oklahoma State // 1985
Kurtis Townsend	Assistant Coach // 15th	Western Kentucky // 1982
Norm Roberts	Assistant Coach // 8th	Queens College // 1987
Jerrance Howard	Assistant Coach // 6th	Illinois // 2004
Brennan Bechard	Dir. of Operations // 8th	Kansas // 2009
Fred Quartlebaum	Dir. of S-A Development // 5th	Fordham // 1989
Jeremy Case	Video Coordinator // 4th	Kansas // 2005

PRONUNCIATIONS

Udoka Azubuike..... you-DOE-kuh az-uh-BOO-kee
 Silvio De Sousa..... deh-SOE-suh
 Devon Dotson..... DEH-vawn
 Dedric Lawson..... DEE-drik
 Garrett Luinstra..... loo-IN-struh
 Ochai Agbaji..... OH-chie uh-BAH-gée

RADIO/TV ROSTER



0 **MARCUS GARRETT**
So. · G · 6-5 · 195
Dallas, Texas




1 **DEDRIC LAWSON**
R-Jr. · F · 6-9 · 235
Memphis, Tenn.



2 **CHARLIE MOORE**
R-So. · G · 5-11 · 180
Chicago, Ill.



5 **QUENTIN GRIMES**
Fr. · G · 6-5 · 210
The Woodlands, Texas



10 **ELIJAH ELLIOTT**
Fr. · G · 6-3 · 185
Southlake, Texas




11 **DEVON DOTSON**
Fr. · G · 6-2 · 185
Charlotte, N.C.



12 **CHRIS TEAHAN**
So. · G · 6-4 · 195
Leawood, Kan.



13 **K.J. LAWSON**
R-So. · G · 6-8 · 210
Memphis, Tenn.



20 **GARRETT LUINSTRA**
Fr. · G · 6-2 · 155
Lawrence, Kan.



22 **SILVIO DE SOUSA**
So. · F · 6-9 · 245
Luanda, Angola



24 **LAGERALD VICK**
Sr. · G · 6-5 · 190
Memphis, Tenn.



30 **OCHAI AGBAJI**
Fr. · G · 6-5 · 210
Kansas City, Mo.



33 **DAVID MCCORMACK**
Fr. · F · 6-10 · 265
Norfolk, Va.



35 **UDOKA AZUBUIKE**
Jr. · C · 7-0 · 270
Delta, Nigeria



44 **MITCH LIGHTFOOT**
Jr. · F · 6-8 · 225
Gilbert, Ariz.



BILL SELF
Head Coach
16th Season



KURTIS TOWNSEND
Assistant Coach
15th Season



NORM ROBERTS
Assistant Coach
Eighth Season



JERRANCE HOWARD
Assistant Coach
Sixth Season



BRENNAN BECHARD
Director of Operations
Eighth Season



FRED QUARTLEBAUM
Dir. of S-A Development
Fifth Season

IOWA STATE CYCLONES

NO.	NAME	POS.	HT.	WT.	CL.	HOMETOWN / PREVIOUS SCHOOL(S)
0	Zion Griffin	F	6-6	205	Fr.	Darien, Ill. / Hinsdale South
1	Nick Weiler-Babb	G	6-5	205	Sr.	Arlington, Texas / Arlington Martin
2	Cameron Lard	F	6-9	245	So.	Natchitoches, La. / Pro Vision Academy
3	Marial Shayok	G	6-6	198	R-Sr.	Ottawa, Ontario / Blair Academy
4	George Condit IV	F	6-10	216	Fr.	Chicago, Ill. / Corliss
5	Lindell Wigginton	G	6-2	189	So.	Dartmouth, Nova Scotia / Oak Hill Academy
10	Nate Schuster	G	6-4	185	Fr.	Menomonee Falls, Wis. / Menomonee Falls
11	Talen Horton-Tucker	G	6-4	233	Fr.	Chicago, Ill. / Simeon
12	Michael Jacobson	F	6-9	230	R-Jr.	Waukee, Iowa / Waukee
13	Prentiss Nixon	G	6-2	189	Sr.	Bolingbrook, Ill. / Bolingbrook
15	Carter Boothe	G	6-0	193	Fr.	Leon, Iowa / Central Decatur
22	Tyrese Haliburton	G	6-5	172	Fr.	Oshkosh, Wis. / North
23	Zoran Talley Jr.	F	6-7	198	Sr.	Merrillville, Ind. / Merrillville / Don Bosco
24	Terrence Lewis	G	6-6	203	So.	Milwaukee, Wis. / Riverside
25	Eric Steyer	G	6-5	170	R-Fr.	Ames, Iowa / Ames
33	Solomon Young	F	6-8	243	Jr.	Sacramento, Calif. / Sacramento

Head Coach: Steve Prohm (Alabama '97)

Assistant Coaches: James Kane, Daniyal Robinson, William Small

ABOUT KANSAS

No. 5/6 Kansas is 12-1 overall and 1-0 in Big 12 play after its 70-63 win against No. 23/25 Oklahoma on Jan. 2. Through 13 games, Kansas ranks in the top three in the Big 12 in scoring offense (second at 80.8), rebounding (third at 39.7), steals (tied for first at 7.7) and assists (tied for third at 15.2). KU has a +11.5 scoring margin, +3.6 rebound margin and has outrebounded nine of 13 opponents this season. KU also averages 6.8 3-pointers made and 3.8 blocked shots per game.

Redshirt junior F Detric Lawson has five double-doubles in his last six games and a Big 12-leading nine for the season, which is tied for fourth nationally. Detric Lawson has scored 20 or more points in seven of his last 10 games. He is third in the Big 12 in scoring at 19.1 ppg and leads the league in rebounding at 11.1 rpg. He is the only player in the league averaging a double-double. A three-time Big 12 Player of the Week (11/12, 11/26, 12/26) and two-time league newcomer of the week (12/3, 12/17), Lawson is third on the team with 31 assists.

Moore has made nine 3-pointers in his last four games and his 12 treys are third most on the team. Moore scores 4.6 points per game.

Other KU regulars include freshman F David McCormack (2.6 ppg, 2.5 rpg), redshirt sophomore G K.J. Lawson (2.5 ppg, 2.2 rpg) and junior F Mitch Lightfoot (2.2 ppg, 2.5 rpg). Lightfoot leads KU with five charges taken and is third on the team with eight blocked shots.

BIG 12 SINGLE-SEASON REBOUND LEADERS FROM KANSAS

SEASON	PLAYER (NATIONAL RANK)	RBS/GM
2011-12	Thomas Robinson (2)	11.9
2010-11	Markieff Morris (68)	8.3
2004-05	Wayne Simien (7)	11.0
2001-02	Drew Gooden (4)	11.4
1997-98	Raef LaFrentz (3)	11.4

ABOUT IOWA STATE

Located in Ames, Iowa, with an enrollment of 34,922, Iowa State is 11-2 overall and 1-0 in Big 12 play after its 69-63 win at Oklahoma State Jan. 2. The Cyclones are coached by Steve Prohm who is 71-43 in his fourth season at ISU and 175-72 in his eighth season overall. Iowa State is 7-0 at Hilton Coliseum this season with a +28.3 scoring margin on its home floor. Iowa State leads the Big 12 in scoring at 82.5 points per game. The Cyclones also rank in the top three in the Big 12 in scoring margin (second at +17.7), field goal percentage (second at 48.5), 3-point field goals made (second at 8.7), 3-point field goal percentage (third at 34.9), blocked shots (tied for third at 4.8), assists (second at 16.8), steals (third at 7.6), turnover margin (second at +4.0) and assist-to-turnover ratio (second at 1.6).

Redshirt senior G Marial Shayok leads the Big 12 in scoring at 19.8 points per game. His 23 3-pointers made are first on the team and he pulls down 5.6 rebounds per game. A preseason All-Big 12 selection, Sophomore G Lindell Wigginton has played in three games this season with one start and scores 15.0 points per contest. Redshirt junior F Michael Jacobson is a starter who leads the team with 6.2 rebounds per game to complement his 14.5 scoring average. Freshman G Talen Horton-Tucker is second on the team with a 5.9 rebound average and 20 steals. He scores 13.6 points per game and his 39 assists are third on the team. Redshirt senior G Nick Weiler-Babb is second in the Big 12 with 4.3 assists per game, just ahead of teammate freshman G Tyrese Haliburton's 4.2. Weiler-Babb averages 9.3 points and 4.5 rebounds. Haliburton is tied for the conference lead in steals at 2.1 per game and he averages 8.3 points and 4.5 rebounds.

Other ISU regulars include sophomore G Terrence Lewis (6.2 ppg), redshirt sophomore F Cameron Lard (3.8 ppg), redshirt senior F Zoran Talley Jr. (2.3 ppg) and freshman F George Condit IV (1.5 ppg, team-high 18 blocked shots).

NCAA DI DOUBLE-DOUBLE LEADERS

RNK	PLAYER (SCHOOL)	GAMES	DOUBLE-DOUBLES
1	Mike Daum (South Dakota St.)	16	11
t2	Ethan Happ (Wisconsin)	13	10
t2	Demajeo Wiggins (Bowling Green)	13	10
t4	Detric Lawson (Kansas)	13	9

Senior G Lagerald Vick is next in scoring at 15.5 points per game, which is fifth in the league. He is second in the Big 12 in 3-point field goal percentage at 45.3, which is 30th nationally, and third in the conference in 3-point field goals made per game at 3.0. Vick is second on the team lead with 21 steals this season.

After missing four-plus games due to a sprained ankle, junior C Udoka Azubuike tied his season high with 23 points and pulled down nine rebounds in the win versus Eastern Michigan (12/29). Azubuike scores 13.4 points per game and pulls down 6.8 rebounds per game. Azubuike's 70.5 field goal percentage is first on the team as are his 14 blocked shots, on ahead of Detric Lawson's 13.

Freshman G Devon Dotson is coming off a 16-point, four-steal performance against Oklahoma (1/2). He leads KU with 38 assists and 22 steals. Dotson has led KU in steals six times this season and averages 11.5 points per game. Freshman G Quentin Grimes has averaged 15.0 points in his last two games and averages 8.5 for the season. He is second on the team with 14 3-pointers made and has 27 assists this season.

Sophomore G Marcus Garrett has started five games and is third on the team lead with 19 steals. He has nine thefts in the last five games. Garrett is averaging 5.6 points and 3.5 rebounds and is second on the team with 33 assists. Redshirt sophomore G Charlie

2018-19 QUICK FACTS

GENERAL INFORMATION

Location	Lawrence, Kan.
Enrollment	28,510
Founded	1866
Nickname	Jayhawks
School Colors	Crimson (Pantone 186) and Blue (Pantone 293)
Conference	Big 12
Chancellor	Douglas A. Girod
Athletics Director	Jeff Long
Deputy Athletics Director (MBB)	Sean Lester
Athletics Website	www.KUAthletics.com
Ticket Office Phone	1.800.34.HAWKS (42957)

HISTORY

Seasons of Basketball	120th
First Season	1889-90
All-Time Record (Win %)	2,260-850 (.727)
Conference Regular-Season Titles (last)	61 (2018)
Conference Postseason Tourn. Titles (last)	15 (2018)
NCAA Tournament Appearances (last)	47 (2018)
NCAA Tournament Record	107-46
Consecutive NCAA Appearances	29 (1990-pres.)
NCAA Final Four Appearances (last)	15 (2018)
NIT Appearances (last)	2 (1969)

ALLEN FIELDHOUSE

Year Opened (Seasons)	1955 (64th season)
Capacity	16,300
Consecutive Sellouts	283 games (Since 2001-02)
All-Time Record (Win %)	780-113 (.873)
Record under Bill Self (Win %)	242-13 (.949)

COACHING STAFF

Head Coach	Bill Self (Oklahoma State, '85)
Record at KU	.459-97 (16th season)
Overall Record	666-202 (26th season)
Assistant Coach	Kurtis Townsend (W. Kentucky, '82)
	15th season
Assistant Coach	Norm Roberts (Queens College, '87)
	Eighth season
Assistant Coach	Jerrance Howard (Illinois, '04)
	Sixth season

2017-18 REVIEW

Overall Record	31-8 (.795)
Big 12 Record (Finish)	13-5 (1st)
Home Record	14-4 (14-3 in AFH)
Road Record	7-3
Neutral Record	10-1
Big 12 Championship	No. 1 Seed / Champion vs. WVU - W, 81-70
NCAA Tournament	No. 1 Seed / Final Four vs. Villanova - L, 79-95
Associated Press Poll Ranking (final)	.4
USA TODAY Coaches' Poll Ranking (final)	.3

2018-19 TEAM INFORMATION

Letterwinners Returning / Lost	6 / 6
Starters Returning / Lost	2 / 3
Newcomers	9
Fr / So / Jr / Sr	5 / 5 / 3 / 1

COMMUNICATIONS

Todd Kober	Assoc. AD/Executive Dir. External Branding
Chris Theisen	Assistant AD Communications (MBB)
Phone	785.331.9356
Email	.theisen@ku.edu
Brad Gilbert	Asst. Communications Director (MBB)
Phone	785.424.4008
Email	.brgilbert@ku.edu
Mailing Address	Kansas Athletics Communications 1651 Naismith Drive, Parrott 1400 Lawrence, KS 66045-4069
Main Office Phone	785.864.3417
Twitter/Instagram	@KUHoops
Facebook	/KansasBasketball
Hashtags	#KUBball #RockChalk #PayHeed

2018-19 MEDIA INFORMATION

Weekly Press Conference

Bill Self will conduct press conferences throughout the season. Media members should contact the communications office for accurate dates and times. Video of the press conference will stream live on *ESPN+*. Remaining schedule: January 7, 17, 24; February 14, 21, 28; March 7, 11, 17.

Big 12 Teleconference

The Big 12 Conference conducts weekly interviews with every league head coach throughout the season. Bill Self's scheduled time is from 10:00-10:08 a.m. each week. Contact the Big 12 office for the appropriate phone number and for the entire lineup of coaches' times. Schedule: January 10, 17, 24, 31; February 7, 14, 21, 28; March 11.

Hawk Talk Radio Show

Hawk Talk, Bill Self's radio show, airs week during the season from 6-7 p.m. on most Jayhawk Radio IMG Network stations. March 11 is the final show of the season. Hawk Talk will originate from the Johnny's Tavern West in Lawrence. Remaining Schedule: January 8, 15, 22, 30; February 6, 12, 19, 26; March 6, 11.

Credentials

Please apply at KUathletics.com/media

JAYHAWK IMG RADIO NETWORK AFFILIATES

Abilene/Salina	KDJM-101.7 FM
Coffeyville	KGGF-104.1 FM
Concordia	KNCK-94.9 FM
Dodge City	KGNO-1370 AM
Emporia	KVOE-1400 AM
Fort Scott	KMDO-1400 AM
Fort Scott	KOMB-103.9 FM
Garden City	KBUF-1030 AM
Glen Elder	KZDY-96.3 FM
Goodland/Colby	KWGB-97.9 FM
Great Bend/Larned	KBGL-106.9 FM
Hays	KAYS-1400 AM
Hutchinson	KSKU-94.7 FM
Iola	KIOL-1370 AM
Kansas City	KCTE-1510 AM
Kansas City	KCTE-99.3 FM
Kansas City	WHB-810 AM
Lawrence (Flagship)	KLWN-1320 AM
Lawrence (Flagship)	KKSW-105.9 FM
Liberal	KSCB-1270 AM
Marysville	KNDY-95.5 FM
Parsons	KLKC-1540 AM
Parsons	KLKC-93.5 FM
Phillipsburg	KKAN-1490 AM
Phillipsburg	KQMA-92.5 FM
Russell	KRSL-95.9 FM
Topeka	KMAJ-1440 AM
Topeka	KWIC-99.3 FM
Wellington	KLEY-100.3 FM
Wichita	KFH-1240 AM
Wichita	KFH-97.5 FM

ASSOCIATED PRESS (AP)

DECEMBER 31, 2018

RANK	SCHOOL (FIRST PLACE VOTES)	RECORD	POINTS
1	Duke (35)	11-1	1,530
2	Michigan (9)	13-0	1,478
3	Tennessee (12)	11-1	1,469
4	Virginia (4)	11-0	1,428
5	KANSAS (4)	11-1	1,378
6	Nevada	13-0	1,317
7	Gonzaga	12-2	1,200
8	Michigan State	11-2	1,146
9	Florida State	11-1	1,063
10	Virginia Tech	11-1	934
11	Texas Tech	11-1	893
12	Auburn	11-2	820
13	Kentucky	10-2	799
14	Ohio State	12-1	769
15	North Carolina	9-3	744
16	Marquette	11-2	595
17	Mississippi State	12-1	572
18	North Carolina State	12-1	424
19	Houston	13-0	368
20	Buffalo	12-1	353
21	Indiana	11-2	330
22	Wisconsin	10-3	250
23	Oklahoma	11-1	244
24	Nebraska	11-2	204
25	Iowa	11-2	182

OTHERS RECEIVING VOTES: Arizona State 116, Kansas State 61, Villanova 43, Seton Hall 24, TCU 20, Cincinnati 14, Iowa State 10, Florida 6, Purdue 6, Toledo 5, Louisville 3, St. John's 1, North Texas

USA TODAY (COACHES)

DECEMBER 31, 2018

RANK	SCHOOL (FIRST PLACE VOTES)	RECORD	POINTS
1	Duke	11-1	759
2	Virginia	11-0	757
3	Tennessee	11-1	734
4	Michigan	13-0	729
5	Nevada	13-0	655
6	KANSAS	11-1	643
7	Michigan State	11-2	593
8	Gonzaga	12-2	577
9	Florida State	11-1	518
10	Virginia Tech	11-1	490
11	Texas Tech	11-1	442
12	Ohio State	12-1	413
13	Auburn	11-2	403
14	Kentucky	10-2	391
15	North Carolina	9-3	374
16	Mississippi State	12-1	299
17	Houston	13-0	233
18	Marquette	11-2	211
19	North Carolina State	12-1	179
20	Buffalo	12-1	134
20	Iowa	11-2	134
22	Indiana	11-2	128
23	Wisconsin	10-3	117
23	Nebraska	11-2	117
25	Oklahoma	11-1	9

OTHERS RECEIVING VOTES: Arizona State 71; Villanova 37; Cincinnati 34; TCU 27; Kansas State 26; Iowa State 23; Seton Hall 18; Florida 12; Central Florida 9; Purdue 7; Furman 5; North Texas 3; St. John's 1; Toledo 1

WEEK-BY-WEEK RANKINGS

WEEK	AP	COACHES	NCAA NET
Preseason	1 (37)	1 (14)	-
Nov. 12	2 (14)	-	-
Nov. 19	2 (7)	2	-
Nov. 26	2 (31)	2 (15)	11
Dec. 3	2 (19)	2 (10)	14
Dec. 10	1 (57)	1 (26)	6
Dec. 17	1 (56)	1 (27)	5
Dec. 24	5 (4)	5 (2)	16
Dec. 31	5 (4)		15
Jan. 7			
Jan. 14			
Jan. 21			
Jan. 28			
Feb. 4			
Feb. 11			
Feb. 18			
Feb. 25			
March 4			
March 11			

() - First place votes in parenthesis

RANKINGS BREAKDOWN

	AP	COACHES
Weeks in Top 25	759 (274)	531 (287)
Weeks in Top 10	549 (207)	423 (220)
Weeks in Top 5	336 (130)	288 (142)
Weeks at No. 1	69 (29)	61 (30)
Most Consecutive Weeks in Top 25	189* (189*)	193* (193*)
Most Consecutive Weeks at No. 1	15 (9)	15 (9)
W-L vs Top 25	225-191 (93-46)	-
Home vs Top 25	86-47 (40-6)	-
Away vs Top 25	52-74 (23-19)	-
Neutral vs Top 25	87-70 (30-21)	-
W-L vs Top 10	100-107 (40-20)	-
Home vs Top 10	34-31 (14-2)	-
Away vs Top 10	21-35 (10-6)	-
Neutral vs Top 10	45-41 (16-12)	-

() - Bill Self era in parenthesis

* - Current Streak - longest active in the NCAA

2018-19 BIG 12 STANDINGS (AS OF 1.2.19)

Team	BIG 12						OVERALL					
	Record	Pct	Home	Away	Neutral	Streak	Record	Pct	Home	Away	Neutral	Streak
KANSAS	1-0	1.000	1-0	0-0	0-0	W1	12-1	.923	9-0	0-1	3-0	W2
Texas Tech	1-0	1.000	0-0	1-0	0-0	W1	12-1	.923	8-0	1-0	3-1	W2
Iowa State	1-0	1.000	0-0	1-0	0-0	W1	11-2	.846	7-0	2-1	2-1	W4
Texas	1-0	1.000	0-0	1-0	0-0	W1	9-4	.692	6-3	1-0	2-1	W2
TCU	0-0	.000	0-0	0-0	0-0	-	11-1	.917	6-1	2-0	3-0	W8
Baylor	0-0	.000	0-0	0-0	0-0	-	8-4	.667	6-2	1-1	1-1	W2
Oklahoma	0-1	.000	0-0	0-1	0-0	L1	11-2	.846	5-0	3-1	3-1	L1
Kansas State	0-1	.000	0-1	0-0	0-0	L1	10-3	.769	8-1	0-2	2-0	L1
West Virginia	0-1	.000	0-1	0-0	0-0	L1	8-5	.615	6-2	0-0	2-3	L1
Oklahoma State	0-1	.000	0-1	0-0	0-0	L1	6-7	.462	4-2	0-3	2-2	L1

THE SERIES

Kansas leads the all-time series with Iowa State, 181-64, dating back to 1908. Kansas holds a 5-3 series edge in the last eight meetings with ISU winning two of those contests in the Big 12 Championship (88-73 in the 2014 semifinals and 70-66 in the 2015 title game). Prior to ISU's recent success, KU posted an 18-1 record versus the Cyclones from 2006 until 2014. KU is 70-39 versus ISU in games played in Ames, including 26-21 in Hilton Coliseum.

Eleven of the 15 matchups in Ames in the Bill Self era have been decided by 10 points or less with five of those by five points or less. Since the inception of the Big 12, Kansas is 35-13 against Iowa State with a 33-11 record in regular-season play and a 3-2 mark in the Big 12 Championship. Self is 25-8 all-time versus Iowa State, including 24-8 while at KU, while ISU's Steve Prohm is 2-4 against Kansas. The series is 5-5 in last 10 meetings with seven of those outcomes being decided by seven points or less and five by five points or fewer.

A KANSAS WIN WOULD...

Make Kansas 13-1 and 2-0 in Big 12 play for the 14th time in the 16-year era under head coach Bill Self ... Give Kansas a 182-64 all-time series record against Iowa State, including a 27-21 record in Hilton Coliseum ... Give KU its third straight win in Hilton ... Make KU 36-13 against Iowa State in the Big 12 era ... Make Self 460-97 while at Kansas, 667-202 overall and 25-8 all-time versus Iowa State (25-8 while at KU) ... Make Kansas 2,261-850 all-time.

A KANSAS LOSS WOULD...

Make Kansas 12-2 and 1-1 in conference play for the second straight season ... Make the KU-Iowa State series 181-65 in favor of Kansas, including a 26-22 KU edge in games played in Hilton Coliseum ... End a KU two-game winning streak in Hilton ... Make Bill Self 459-98 while at Kansas, 666-203 overall and 25-9 all-time versus Iowa State (24-9 while at KU) ... Make Kansas 2,260-851 all-time.

LAST TIME OUT

Four Jayhawks scored in double-figures as No. 5 Kansas outlasted No. 23 Oklahoma in the Big 12 opener, 70-63, Jan. 2 inside Allen Fieldhouse. Freshman guard Devon Dotson scored a game-high 16 points, while redshirt-junior Dedric Lawson posted his ninth double-double of the year with a 13-point, 15-rebound effort as KU claimed its 28th-consecutive conference-opening victory.

The Jayhawks were unable to carry that momentum from a 40-25 halftime lead over into the second half, as KU went without a field goal over the first seven minutes following the restart. Oklahoma used this Kansas cold span to whittle down its deficit to just five points, 49-44, with 10:52 to play. Lawson again gave the Jayhawks the lift they needed, connecting on three buckets during a 9-1 KU run get the lead back into double-figures at 58-45.

Oklahoma refused to let the Jayhawks coast to an easy victory as the Sooners again managed to cut the Kansas lead to six points with an 11-4 spurt that had the once comfortable Allen Fieldhouse crowd back to the edge of their seats.

But a key momentum-breaking play from Dotson just seconds later gave the Jayhawks the final push they needed to close out the visitors once and for all. Following a Grimes steal on OU's end, Dotson took it to the hole for two points and was fouled before completing the 3-point play and pushing the KU lead to 65-56 with 2:35 to play.

From there, five clutch free throws from Charlie Moore and Dotson finished the 70-63 win, the Jayhawks 12th-straight victory in Allen Fieldhouse.

Dotson led the Jayhawks in scoring for the first time in his young career, scoring 16 points to go along with five rebounds and four steals. Grimes scored in double-figures for the second-straight outing with his 14 points on 6-of-11 shooting. Lawson tallied his 45-career double-double, pulling down a season-high 15 rebounds along with 13 points. Lagerald Vick was the fourth Jayhawk in double-figures, adding 12 points, nine of which came in the first half.

OKLAHOMA LEFTOVERS & NOTABLES

- Kansas improved to 12-1 and 1-0 in Big 12 play for the 28th-straight season, a streak which started in 1991-92.
- The victory gave the Jayhawks' their fourth win over an Associated Press Top-25 team this season, marking the 13th time in Bill Self's 16 seasons that KU has won four or more games against ranked foes.
- KU tied its season high with 11 steals, contributing to a +8 margin (22-14) in points off of turnovers over OU.
- The Jayhawks' 42 rebounds marked the seventh time in the 13 games this season that they have recorded 40+ rebounds in a game, matching their total from last season.
- The Sooner's quick 7-0 lead in the early minutes marked the largest deficit the Jayhawks have faced to start a game since Kansas trailed Temple 7-0 on Dec. 22, 2014 in Philadelphia.
- Sooners Christian James and Brady Manek both registered double-doubles. The last time an opponent posted a pair of double-doubles against KU was by Iowa State on Jan. 9, 2018 (Cameron Lard and Nick Weiler-Babb).
- Freshman G Devon Dotson posted a career-high four steals and tied for the most by a Jayhawk this season (Marcus Garrett also had four against Villanova and Stanford).
- Dotson scored in double figures for the ninth time this season.
- Redshirt junior F Dedric Lawson tied his season-high with 15 rebounds and scored 13 points on his way to record his ninth double-double of the season and 11th time scoring in double figures.
- Lawson also tied his season-high in blocks with three. His 15 rebounds in both the Stanford (12/1) and Oklahoma games mark the most by a Jayhawk in a game this season.
- Freshman G Quentin Grimes recorded 14 points, his first time scoring in double figures in back-to-back contests this season.
- Senior G Lagerald Vick tied his season-high with three steals.
- Vick also recorded 12 points, moving him just 24 points shy of 1,000 in his career.
- Sophomore G Marcus Garrett's five assists led the team and tied his season-high.



NCAA TOP-150



BIG 12 TOP-10

STATISTIC RANKINGS

(as of 1.2.2019)

	STAT	NCAA	BIG 12
W-L%	.923	7th	1st
SCORING	80.8	53rd	2nd
SCORING DEFENSE	69.3	126th	8th
SCORING MARGIN	+11.5	61st	4th
REBOUNDING	39.7	50th	3rd
REBOUNDING DEF.	36.1	-	8th
REBOUNDING MARGIN	+3.6	115th	8th
ASSISTS	15.2	91st	3rd
ASSIST-TO RATIO	1.2	93rd	5th
TURNOVER MARGIN	+2.0	101st	6th
STEALS	7.7	77th	2nd
BLOCKED SHOTS	4.0	112th	9th
FG %	48.1	50th	4th
FG % DEF.	39.6	50th	7th
3FG MADE	6.8	-	7th
3FG%	34.4	176th	6th
3FG% DEF.	31.3	84th	5th
FT%	68.4	-	5th

INDIVIDUAL (ALL GAMES)

SCORING

Dedric Lawson	19.2	68th	3rd
Lagerald Vick	15.5	-	5th

FIELD GOAL PERCENTAGE (MIN. 5 MADE PER GAME)

Dedric Lawson	50.3	137th	5th
Lagerald Vick	48.4	-	7th

FREE THROWS MADE

Dedric Lawson	62	61st	1st
---------------	----	------	-----

FREE THROWS ATTEMPTED

Dedric Lawson	77	89th	1st
---------------	----	------	-----

3-POINT FIELD GOALS MADE PER GAME

Lagerald Vick	3.0	60th	3rd
---------------	-----	------	-----

3-PT FIELD GOAL PERCENTAGE (MIN. 2.5 MADE PER GAME)

Lagerald Vick	45.3	30th	2nd
---------------	------	------	-----

REBOUNDING

Dedric Lawson	11.1	6th	1st
---------------	------	-----	-----

DEFENSIVE REBOUNDS

Dedric Lawson	7.9	10th	1st
---------------	-----	------	-----

OFFENSIVE REBOUNDS

Dedric Lawson	3.2	40th	2nd
---------------	-----	------	-----

STEALS

Devon Dotson	1.7	-	5th
Lagerald Vick	1.6	-	7th
Marcus Garrett	1.6	-	8th

BLOCKS

Dedric Lawson	1.0	-	10th
---------------	-----	---	------

DOUBLE-DOUBLES

Dedric Lawson	9	4th	1st
---------------	---	-----	-----

MINUTES

Lagerald Vick	34.0	100th	2nd
---------------	------	-------	-----

2018-19 ACCOLADES

TEAM

NIT Season Tip-Off Champion
Preseason No. 1 in Associated Press Poll
Preseason No. 1 in USA TODAY Coaches' Poll
Preseason No. 1 in Big 12 Conference Coaches' Poll

UDOKA AZUBUIKE

Kareem Abdul-Jabbar Center of the Year Award Candidate (1 of 20)
Preseason All-Big 12 Honorable Mention

DEVON DOTSON

Big 12 Newcomer of the Week (12.31.18)
Bob Cousy Point Guard of the Year Award Candidate (1 of 20)

QUENTIN GRIMES

Big 12 Newcomer of the Week (11.12.18)
Wooden Award Preseason Watch List (1 of 50)
Naismith Trophy Watch List (1 of 50)
Jerry West Shooting Guard of the Year Candidate (1 of 20)
Preseason Big 12 Freshman of the Year
Preseason All-Big 12 Honorable Mention

DEDRIC LAWSON

Big 12 Player of the Week (12.26.18)
Oscar Robertson Trophy Midseason Watch List (12.21.18)
Big 12 Newcomer of the Week (12.17.18)
Big 12 Newcomer of the Week (12.3.18)
Big 12 Player of the Week (11.26.18)
NIT Season Tip-Off MVP & All-Tournament Team
Big 12 Player of the Week (11.12.18)
Wooden Award Preseason Watch List (1 of 50)
NABC Player of the Year candidate (1 of 20)
Naismith Trophy Watch List (1 of 50)
Preseason Associated Press All-America
Karl Malone Power Forward of the Year Award Candidate (1 of 20)
Preseason All-Big 12 First Team

LAGERALD VICK

Big 12 Player of the Week (12.3.18)
NIT Season Tip-Off All-Tournament Team
Big 12 Player of the Week (11.19.18)

DOUBLE-DOUBLE MACHINE

Redshirt junior F Dedric Lawson leads the Big 12 with eight double-doubles this season, including five in his last six outings. Lawson entered the 2018-19 season with 36 double-doubles in his two seasons at Memphis. He had 17 as a freshman in 2015-16 and 19 as a sophomore in 2016-17.

Lawson's 44 career double-doubles are third on the NCAA Division I active list. Lawson is the only non-senior on the NCAA Division I top-10 list.

ACTIVE NCAA DI CAREER DOUBLE-DOUBLE LEADERS

RNK	PLAYER (TEAM)	GMS	DOUBLE-DOUBLES
1	James Thompson VI (E. Mich.)	113	63
2	Jordan Murphy (Minnesota)	109	54
3	Dedric Lawson (Memphis/Kansas)	77	44
t4	Devontae Cacok (UNC-Willington)	110	43
t4	Mike Daum (South Dakota State)	120	43
t4	Jordan Konchar (Purdue-FW)	117	43

Through games played on Jan. 2, 2019

AN INCREDIBLE 2018 FOR THE JAYHAWKS

The 2018 calendar year will go down as one of the most memorable in program history. It started on a sour note with a 73-85 loss to Texas Tech in Allen Fieldhouse on Jan. 2, the Red Raiders' first-ever win in Lawrence. But after that, 2018 proved to be a highlight-filled year for the Jayhawks. Here are just a few of the achievements that came the Jayhawks' way over the last 365 days:

- KU won its 61st overall and 14th-straight regular-season league title, both figures are NCAA DI records.
- Kansas also won its 15th postseason conference tournament title.
- Devonte' Graham claimed both Big 12 Player of the Year and Consensus First Team All-America honors.
- KU was a No. 1 seed in the NCAA Tournament for the 14th time and advanced to the Final Four for the 15th time.
- Graham and Sviatoslav Mykhailiuk became KU's 81st and 82nd NBA Draft selections, each getting picked in the second round of the June draft.
- Kansas found itself ranked No. 1 in the 2018-19 Associated Press preseason poll, marking the third time in the AP poll's history KU has entered a season at No. 1.
- The Jayhawks won the NIT Season Tip-Off in November, giving KU its fifth-straight in-season tournament championship.
- Kansas won 31 games in the 2018 calendar year (31-7), marking the 10th time under Bill Self the Jayhawks have won 30 or more games in a calendar year.

KANSAS VS TOP-25 TEAMS

Kansas is 4-1 against top-25 teams in 2018-19. Under head coach Bill Self, KU is now 94-46 against AP-ranked opponents. In his first 16 seasons at KU, Self's Jayhawks have collected four wins or more over top-25 ranked foes in 13 of those seasons, which includes a 39-17 record from 2014-present.

KU's record against top-10 ranked opponents is even more impressive. KU is 18-4 against foes ranked inside the top-10 of the AP poll since 2013-14, including 4-1 in 2017-18. Last season, KU's top-10 wins included Kentucky, West Virginia, Texas Tech and Duke. Since Bill Self's first season, the Jayhawks are 13-3 against AP top-10 teams inside Allen Fieldhouse, which includes KU's current streak of nine-straight home victories against top-10 foes.

KU VS. AP TOP-25 TEAMS UNDER SELF

SEASON	RECORD	VS. TOP-10
2018-19	4-1	2-0
2017-18	8-4	4-1
2016-17	6-3	5-1
2015-16	12-4	4-1
2014-15	10-6	0-1
2013-14	7-2	3-0
2012-13	5-2	2-1
2011-12	7-5	6-4
2010-11	5-1	1-1
2009-10	8-1	2-0
2008-09	3-3	1-2
2007-08	5-2	3-1
2006-07	5-2	2-2
2005-06	3-3	1-2
2004-05	4-2	3-1
2003-04	2-5	1-2
TOTAL	94-46	40-20

CONFERENCE SUCCESS

Kansas enters conference play having won 18 of the 22 Big 12 regular-season titles (includes ties), including the last 14, which is an NCAA record. Kansas' 61 conference titles are the most in NCAA Division I. Kentucky is second with 54 and Penn third at 37. KU's 14-straight league titles, all under head coach Bill Self, is the longest active streak in NCAA Division I and the longest streak in school history.

CONSECUTIVE REG. SEASON TITLES

#	TEAM	CONFERENCE	SEASONS
14	KANSAS	Big 12	2005-18
13	UCLA	PAC-10	1967-79
11	Gonzaga	West Coast	2001-11
10	Connecticut	Yankee	1951-60
10	UNLV	Big West	1983-92

DOTSON NAMED BIG 12 NEWCOMER OF THE WEEK

Kansas freshman Devon Dotson scored 15 points in Kansas' 87-63 win against Eastern Michigan and was named the Big 12 Newcomer of the Week in a vote by a media panel which covers the league, the conference announced Dec. 31.

Dotson was 5-of-7 shooting with four assists, three steals, one blocked shot and three rebounds versus Eastern Michigan. The Charlotte, North Carolina, guard's .714 shooting percentage was his best of the season and his three steals and blocked shot tied

UP NEXT



VS
TCU

Wednesday, January 9
Lawrence, Kan.
Allen Fieldhouse (16,300)
8 p.m. (CT) | ESPN2

The Jayhawks return home to take on the TCU Horned Frogs on Wednesday, Jan. 9 on ESPN. Tip-off from Allen Fieldhouse is set for 8 p.m.

Kansas is 16-2 all-time against TCU, including a 7-0 advantage in Lawrence. The Jayhawks won the last clash a season ago, a 71-64 win on Feb. 6 at Allen Fieldhouse

THIS DAY IN KANSAS BASKETBALL HISTORY

JANUARY

5

Kansas is 18-6 all-time in games on Jan. 5

Jan. 5, 1991: Senior guard Terry Brown knocked down 11 three-pointers and scored a career-high 42 points to lead Kansas to a 105-94 victory over North Carolina State in a sold-out Allen Fieldhouse. Brown finished the game 11-for-17 from beyond the arc and 14-for-20 overall from the field. Junior forward Alonzo Jamison also had a game to remember, posting a career-high 23 points to go along with eight assists and seven rebounds. Kansas lost to Duke in the National Championship game that year, finishing with a 27-8 record in Roy Williams' third season as head coach. Kansas also went 10-4 in Big Eight play to claim Williams' first conference title as a head coach.

his season highs. Dotson has scored in double figures in each of his last two games and eight times in 2018-19. He leads Kansas with 37 assist and his 18 steals are tied for first on the team.

Dotson became the fourth different Jayhawk to earn Big 12 weekly honors this season. Redshirt-junior forward Dedic Lawson has been named the Big 12 Player of the Week three times (11.12, 11.26 and 12.26) and newcomer twice (12.2 and 12.17). Senior guard Lagerald Vick is a two-time conference player of the week (11.19 and 12.3) and freshman guard Quentin Grimes was the newcomer of the week Nov. 12.

SELF PASSES WOODEN ON ALL-TIME WINS LIST

With Kansas' win over Eastern Michigan on Dec. 29, head coach Bill Self picked up his 665th career victory, moving him past coaching legend John Wooden, who tallied 664 wins in his 29 seasons at the helm at Indiana State and UCLA from 1947-75.

Self's 665 career wins, 457 of which have come at Kansas, move him into 35th alone on the NCAA DI all-time coaching victories list. Self is one of 15 active coaches among the top-50 on the career wins list.

ALL-TIME NCAA DI CAREER COACHING WINS

RNK	COACH	WINS	LOSSES	WIN%
33	Rick Barnes	670	359	65.1
34	Gary Williams	668	380	63.7
35	Bill Self	666	202	76.7
36	John Wooden	664	162	80.4
37	Ralph Miller	657	382	63.2

KANSAS IN THE NATIONAL POLLS

Kansas held steady in one national poll this week, while sliding down one spot in another. KU checked in at No. 5 in both the Associated Press, and dropped to No. 6 USA TODAY Coaches' poll released on Dec. 31.

Kansas has been ranked in each of the last 189 AP polls dating back to Feb. 3, 2009, which is the longest active streak in NCAA Division I. For the third time in poll history Kansas entered the season ranked No. 1 by Associated Press (AP), as the AP released its poll Oct. 22. Three days later, Oct. 25, Kansas was once again picked No. 1 in the USA TODAY Coaches' Poll.

This is the fifth-straight year the Jayhawks have opened the season in the top five of the coaches' poll. The No. 1 ranking marked the ninth time KU has been preseason No. 3 or higher in the coaches' poll. Additionally, it was the 13th time in the Bill Self era the Jayhawks have been preseason seventh or higher, including each of the last seven seasons.

TOP-10 TRIUMPHS

With its win over then-No. 5 Tennessee in the title game of the NIT Season Tip-Off on Nov. 23, Kansas extended an impressive streak. The Jayhawks' victory marked their 13th-straight over an Associated Press top-10 opponent in regular-season play. Since the 1996-97 season, no other team in the nation has strung together more than seven regular-season wins over top-10 foes.

KU's last regular-season loss to a team ranked in the AP's top-10 came to No. 1 Kentucky in the 2014 Champions Classic (11/18/14). Even more impressive, prior to its Champions Classic loss to the Wildcats in 2014, the Jayhawks amassed a streak of seven-straight regular-season top-10 victories. This means that Kansas is an astounding 20-1 in its last 21 regular-season contests against top-10 ranked squads.

Since Bill Self took the reins of the Jayhawks in 2003, KU is 40-20 against top-10 teams, which includes postseason play.

LONGEST REGULAR-SEASON WIN STREAKS VS. AP TOP-10 OPPONENTS (SINCE 1996-97)

SCHOOL	CONSEC. WINS	DATES
KANSAS	13	1/4/16 - PRESENT
Duke	7	2/28/98 - 2/3/99
Kentucky	7	1/29/02 - 1/3/2004
Syracuse	7	11/20/09 - 12/07/10
KANSAS	7	2/8/12 - 1/18/14

TOUGH COMPETITION

Many talk about how tough the Kansas schedule is for 2018-19. One look at KU's nonconference opponents shows that six foes were preseason selections in their respective league races, with an additional five picked for second-place finishes.

KU'S NONCON OPPONENTS IN PRESEASON LEAGUE POLLS

CONFERENCE	OPPONENT	PRESEASON PICK
America East	Vermont (W, 86-68)	1st
Big East	Villanova (W, 74-71)	1st
	Marquette (W, 77-68)	2nd
Big Ten	Michigan St. (W, 92-87)	1st
Mid-American	Eastern Michigan (W, 87-63)	1st
Pac-12	Arizona State (L, 76-80)	6th
	Stanford (W, 90-84 ot)	9th
SEC	Kentucky	1st
	Tennessee (W, 87-81 ot)	2nd
Southern	Wofford (W, 72-47)	2nd
Summit	South Dakota (W, 89-53)	2nd
Sun Belt	Louisiana (W, 89-76)	2nd
WAC	New Mexico St. (W, 63-60)	1st

Preseason polls included both those from coaches and media panels

PRESEASON ALL-BIG 12

Kansas' Dedic Lawson, Quentin Grimes and Udoka Azubuike each garnered recognition on the 2018-19 Preseason All-Big 12 Team as voted on by the league's men's basketball coaches, the conference office announced Oct. 17.

Lawson was named the 2018-19 Preseason Big 12 Newcomer of the Year, while Grimes was dubbed the league's preseason freshman of the year. Lawson was also a preseason all-conference first-team selection, while Azubuike and Grimes secured preseason honorable mention honors. Coaches were not allowed to vote for their own student-athletes in the selection process.

Pay Heed, All Who Enter:
BEWARE OF "THE PHOG"

NATIONAL CHAMPIONS

1922, 1923, 1952, 1988, 2008

BIG 12 CHAMPIONS

1997*, 1998*, 1999^, 2002, 2003, 2005, 2006*, 2007*, 2008*, 2009, 2010*, 2011*, 2012, 2013*, 2014, 2015, 2016*, 2017, 2018*

*Regular season titles listed
* - Regular season & tournament champions
^ - Tournament champions only*

- Kansas has 2,260 all-time victories, second most in NCAA Division I history (Kentucky).
- From the 2008-09 season to the present (11 seasons) Kansas has held 356 of its 382 opponents under 50 percent shooting.
- KU has held opponents to fewer than 100 points in 569 of its last 571 games. The last team to score 100 on Kansas in a 40-minute game was Oklahoma (100-78) on Feb. 27, 1990.
- The Jayhawks have won 13-straight regular-season games against AP top-10 teams, as well as 20 of their last 21. Under Bill Self, KU is 40-20 against top-10 opponents, a figure that includes postseason play.
- KU has won at least 12 league games for 18-straight years, which is the longest active streak in the nation.
- Kansas won its 1,000th all-time conference game with a 83-50 win against Texas Tech (2/18/12). The Jayhawks won their 300th Big 12 game vs. Oklahoma (2/19/18).
- Each KU senior class since 1986-87 has won at least 100 games. Current KU senior Lagerald Vick has been a part of 107 wins while at Kansas. Last year's fourth-year seniors Devonte' Graham and Sviatoslav Mykhailiuk amassed 121 wins.
- Entering 2018-19, Bill Self has won 25 or more games in each of his last 13 seasons as a head coach.
- Kansas is the only team in the Big 12 to have a .500 winning percentage or better series record against every conference foe.
- Kansas is first in the conference in wins with a 303-64 record in Big 12 regular-season games. Texas is next at 226-141. Including the league postseason championship, Kansas is tops at 347-76, while Texas is second at 250-160.
- KU is the only Big 12 school to have won a regular-season championship with two different coaches (Roy Williams and Bill Self).
- Under Bill Self, Kansas is 117-8 (93.6 percent) in Big 12 home games: 8-0 in 2004, 7-1 in 2005, 7-1 in 2006, 7-1 in 2007, 8-0 in 2008, 8-0 in 2009, 8-0 in 2010, 7-1 in 2011, 9-0 in 2012, 8-1 in 2013, 9-0 in 2014, 9-0 in 2015, 9-0 in 2016, 8-1 in 2017, 7-2 in 2018 and 1-0 in 2019.
- Under Bill Self, Kansas has experienced only one regular-season conference sweep by a Big 12 opponent. In 103 regular-season Big 12 home-and-home series during the Self era, Kansas has 70 sweeps, 32 splits and has been swept once.

KU BY THE NUMBERS

14	Consecutive conference regular-season titles - 2005-06-07-08-09-10-11-12-13-14-15-16-17-18, a KU record and the longest in NCAA history.
15	30+ win seasons, including 2017-18, which ties an NCAA record.
16	Streaks of 10 or more consecutive wins in the Bill Self era, including the 10-straight to start the 2018-19 season.
18	Big 12 Conference regular-season championships for KU in the league's 22-year existence.
19	Undefeated home seasons at Allen Fieldhouse, including 2007-08, 2008-09, 2009-10, 2011-12, 2014-15, and 2015-16 under Bill Self.
20	Times a KU player or coach has been inducted into the Naismith Basketball Hall of Fame, which includes current head coach Bill Self.
23	Championships for Kansas in the Bill Self era - 14 Big 12 regular-season titles, eight Big 12 postseason championships and one NCAA.
23	Or more victories for Kansas in each of the past 29 seasons beginning in 1989-90.
24	Consecutive seasons Kansas has won 10 or more league games, starting in 1995 (55 times overall), which is the longest active streak in the nation.
29	Consecutive seasons KU has made the NCAA Tournament, the longest active streak in the nation and best all-time.
29	Consecutive seasons Kansas has won 20 or more games, including 2017-18, the longest active streak in the NCAA which began in 1989-90.
30	Consensus All-America First Team selections, including Devonte' Graham in 2017-18, the most of any NCAA Division I school.
31	Consecutive seasons Kansas has led its conference in home attendance, beginning in 1986-87.
61	Conference regular-season championships, most in NCAA Division I.
197	Kansas victories from the 2006-07 to 2011-12 seasons, the most in NCAA Division I history in a six-year span.
283	Consecutive sellouts in Allen Fieldhouse, dating back to 2001-02.
459	Victories for Bill Self, now in his 16th season at Kansas. He is the fastest KU coach to reach 450 wins and is the second-winningest coach in KU history.
780	All-time Kansas victories inside Allen Fieldhouse. The historic building opened in 1955 and KU holds a 780-113 record in its home venue.
2,260	All-time Kansas men's basketball victories; second-most in NCAA Division I history.

PRESEASON BIG 12 POLL

For the eighth-straight season and 18th time in the 23-year history of the league, Kansas topped the men's basketball Big 12 Preseason Poll, announced by the league office Oct. 19. The Jayhawks received all of the possible nine first-place votes in 2018-19 for the fourth-consecutive season.

KU has captured 18 outright or shared Big 12 regular-season championships in the previous 22 campaigns. The program's 14 consecutive, from 2005-present, and 61 overall conference titles are both NCAA records.

Historically, in the previous 17 occurrences Kansas has been named the preseason favorite, the Jayhawks won the Big 12 regular-season on 15 occasions. This includes the first preseason poll in 1996-97 in which only a media poll was conducted.

PRESEASON BIG 12 COACHES POLL

RNK	TEAM (1ST PLACE VOTES)	POINTS
1	KANSAS (9)	81
2	Kansas State (1)	72
3	West Virginia	61
t4	TCU	54
t4	Texas	54
6	Iowa State	41
7	Texas Tech	36
8	Oklahoma	21
9	Baylor	20
10	Oklahoma State	10

HISTORICALLY SPEAKING

Udoka Azubuike is slowly making his mark as one of the most efficient shooters in Kansas Basketball history. His career field goal percentage of 74.3 percent is second among active players in NCAA DI and, if he were to maintain this pace, he would shatter the school's all-time field goal percentage mark. The title is currently held by Mark Randall, who hit 62.0 percent of his shots (643-1,037) from 1987-91.

Azubuike ended 2017-18 with the top field goal percentage in NCAA Division I at 77.0 percent and he was the only player shooting 70 percent or better with a minimum of five shots made per game. Azubuike broke the Big 12 single-season record of 69.3 percent, previously set by Ricardo Ratliffe of Missouri in 2011-12.

With a minimum of 175 attempts, Azubuike also broke the Kansas single-season field goal percentage record of 64.6 percent by Mark Randall in 1988-89. On the NCAA level, with a minimum of five makes per game, Azubuike's 77.0 percent ranks second all-time behind Devontae Cacok of UNC-Wilmington, who set the NCAA record two seasons ago at (2016-17) at 80.0 percent.

KU CAREER FIELD GOAL % LEADERS (MIN. 500 ATTEMPTS)

RNK	PLAYER (SEASONS)	FG	FGA	FG%
1	Mark Randall (1987-91)	643	1,037	.620
2	Richard Scott (1991-94)	566	950	.596
3	Danny Manning (1985-88)	1,216	2,049	.593
4	Darnell Jackson (2005-08)	311	586	.580
5	Alonzo Jamison (1990-92)	296	510	.580
--	Udoka Azubuike (2016-Pres.)	284	382	.743

KU SIGNS TWO IN EARLY SIGNING PERIOD

Combo guards Issac "Mackey" McBride and Christian Braun have each signed a National Letter of Intent to play men's basketball at Kansas, KU head coach Bill Self announced Nov. 14, the first day of the signing period.

A 6-foot-1, 180-pound guard from Little Rock, Arkansas, McBride has rewritten the record book at Baptist Preparatory School. In

guiding Baptist Prep to three-straight state championships, McBride set the school's single-season scoring record with 707 points his sophomore year in 2016-17. As a junior, he broke his own mark by scoring 883 points in 2017-18, which included a school-record 46-point game. In that, McBride averaged 24.5 points, 4.0 rebounds, 2.5 assists and 1.6 steals per game in 2017-18.


McBride is a two-time all-state selection and was the most valuable player of the last two state tournaments his sophomore and junior seasons. A four-star recruit who is ranked 109 by Rivals.com, McBride is the highest-ranked player in the state of Arkansas. He plays AAU basketball for the Arkansas Hawks.

Originally from Burlington, Kansas, Braun (6-foot-6, 180 pounds) moved to Overland Park, Kansas, his freshman year high school and has won back-to-back 6A state championships his sophomore and junior seasons at Blue Valley Northwest High School. A four-star prospect who is ranked No. 112 by Rivals.com, last year Braun averaged 14.2 points, 5.1 rebounds and 3.1 assists as a junior at Blue Valley Northwest. Braun plays for MoKan on the AAU circuit.

WHAT TO LOOK FOR IN 2018-19

- Lagerald Vick has 976 career points and is 24 from becoming the 61st Jayhawk to score 1,000 career points.
- Vick has 140 career 3-pointers made which ranks 19th on the KU career list. His seven against Stanford (12/1) moved him into the KU top 20.
- Udoka Azubuike has 92 career blocked shots and his 60 last season were the most since Joel Embiid swatted 72 in 2013-14. Azubuike is eight shy of becoming the 20th player in school history to record 100 blocked shots.
- Not far behind Azubuike's blocked shots is junior Mitch Lightfoot with 73 career swats in two-plus seasons.
- Azubuike has a career field goal percentage of 74.4 as he is 288-for-387. The KU career field goal percentage record, with a minimum of 500 attempts, is 62.0 by Mark Randall (643-for-1,037 in 1987, 89-91).
- Kansas is 10 wins shy from winning its 1,100th conference game. All-time, the Jayhawks are 1,090-364 in league play, including 303-64 in the Big 12 era which started in 1996-97.


JAYHAWKS IN THE NBA



CHECK DIALLO
6-9 | 220 | New Orleans | KU from 2015-16

2018-19 STATS			
PPG	RPG	BLKPG	PER
3.5	3.5	0.5	15.96


CAREER		
PPG	RPG	BLKPG
4.5	3.9	0.4



MARCUS MORRIS
6-9 | 235 | Boston | KU from 2009-11

2018-19 STATS			
PPG	RPG	BLKPG	PER
15.4	6.2	0.2	17.39


CAREER		
PPG	RPG	BLKPG
11.4	4.5	0.2



JOEL EMBIID
7-0 | 250 | Philadelphia | KU from 2013-14

2018-19 STATS			
PPG	RPG	BLKPG	PER
26.5	13.3	1.9	25.01


CAREER		
PPG	RPG	BLKPG
23.2	10.8	2.0



MARKIEFF MORRIS
6-9 | 235 | Washington | KU from 2009-11

2018-19 STATS			
PPG	RPG	BLKPG	PER
11.5	5.1	0.6	12.67

CAREER		
PPG	RPG	BLKPG
11.8	5.6	0.6



DEVONTE' GRAHAM
6-2 | 185 | Charlotte | KU from 2015-18

2018-19 STATS			
PPG	APG	RPG	PER
3.3	1.9	0.9	13.20

CAREER		
PPG	APG	RPG
3.3	1.9	0.9



SVI MYKHAILIUK
6-8 | 205 | Los Angeles | KU from 2015-18

2018-19 STATS			
PPG	APG	RPG	PER
3.1	0.8	0.7	6.08


CAREER		
PPG	APG	RPG
3.1	0.8	0.7



JOSH JACKSON
6-8 | 200 | Phoenix | KU from 2016-17

2018-19 STATS			
PPG	APG	RPG	PER
8.8	2.2	3.9	8.58

CAREER		
PPG	APG	RPG
11.7	1.8	4.3



KELLY OUBRE JR.
6-7 | 205 | Phoenix | KU from 2014-15

2018-19 STATS			
PPG	APG	RPG	PER
12.6	0.8	4.3	13.30


CAREER		
PPG	APG	RPG
8.3	0.7	3.5



FRANK MASON III
5-11 | 190 | Sacramento | KU from 2014-17

2018-19 STATS			
PPG	APG	RPG	PER
5.2	2.8	1.3	12.33


CAREER		
PPG	APG	RPG
7.0	2.8	2.1



WAYNE SELDEN JR.
6-5 | 230 | Memphis | KU from 2013-16

2018-19 STATS			
PPG	APG	RPG	PER
5.6	1.2	1.4	9.12

CAREER		
PPG	APG	RPG
7.2	1.5	1.5



BEN MCLEMORE
6-5 | 201 | Sacramento | KU from 2012-13

2018-19 STATS			
PPG	APG	RPG	PER
3.1	0.3	0.8	6.98

CAREER		
PPG	APG	RPG
8.9	1.1	2.5



ANDREW WIGGINS
6-8 | 194 | Minnesota | KU from 2013-14

2018-19 STATS			
PPG	APG	RPG	PER
16.5	2.2	4.1	11.97

CAREER		
PPG	APG	RPG
19.4	2.1	4.1

PER or Player Efficiency Ranking is the overall rating of a player's per-minute statistical production. The league average is 15.00.

NBA JAYHAWKS SCHEDULE (JAN. 4-6)

FRIDAY, JAN 4				SATURDAY, JAN 5				SUNDAY, JAN 6			
Away	Home	Time (CT)	TV	Away	Home	Time (CT)	TV	Away	Home	Time (CT)	TV
Washington	Miami	7:00 PM	ESPN	Charlotte	Denver	4:00 PM		Los Angeles	Minnesota	2:30 PM	
Brooklyn	Memphis	7:00 PM		Dallas	Philadelphia	6:30 PM		Washington	Oklahoma City	6:00 PM	
Orlando	Minnesota	7:00 PM		New Orleans	Cleveland	7:00 PM		Charlotte	Phoenix	7:00 PM	
Dallas	Boston	7:00 PM		Memphis	San Antonio	7:30 PM					
Clippers	Phoenix	8:00 PM		Golden State	Sacramento	9:00 PM					
New York	Los Angeles	9:30 PM									



JAYHAWKS CURRENTLY IN THE NBA (12)

PLAYER	YEARS AT KU	NBA SEASON	CURRENT TEAM
Check Diallo	2015-16	3rd	New Orleans
Joel Embiid	2013-14	4th	Philadelphia
Devonte' Graham	2015-18	1st	Charlotte
Josh Jackson	2016-17	2nd	Phoenix
Frank Mason III	2014-17	2nd	Sacramento
Ben McLemore	2012-13	6th	Sacramento
Marcus Morris	2009-11	8th	Boston
Markieff Morris	2009-11	8th	Washington
Svi Mykhailiuk	2015-18	1st	Los Angeles
Kelly Oubre Jr.	2014-15	4th	Phoenix
Wayne Selden Jr.	2013-16	3rd	Memphis
Andrew Wiggins	2013-14	5th	Minnesota

JAYHAWKS IN THE NBA DRAFT (Bill Self era)

YEAR	PLAYER	ROUND / OVERALL	TEAM
2005	Wayne Simien	1st / 29th	Miami
2007	Julian Wright *	1st / 13th	New Orleans
2008	Brandon Rush *	1st / 13th	Portland
2008	Darrell Arthur	1st / 27th	New Orleans
2008	Mario Chalmers	2nd / 34th	Minnesota
2008	Darnell Jackson	2nd / 52nd	Miami
2008	Sasha Kaun	2nd / 56th	Seattle
2010	Xavier Henry *	1st / 12th	Memphis
2010	Cole Aldrich *	1st / 11th	New Orleans
2011	Marcus Morris *	1st / 13th	Houston
2011	Markieff Morris *	1st / 14th	Phoenix
2011	Josh Selby	2nd / 49th	Memphis
2012	Thomas Robinson *	1st / 5th	Sacramento
2012	Tyshawn Taylor	2nd / 41st	Portland
2013	Ben McLemore *	1st / 7th	Sacramento
2013	Jeff Withey	2nd / 39th	Portland
2014	Andrew Wiggins *	1st / 1st	Cleveland
2014	Joel Embiid *	1st / 3rd	Philadelphia
2015	Kelly Oubre Jr.	1st / 15th	Atlanta
2016	Cheick Diallo	2nd / 33rd	New Orleans
2017	Josh Jackson *	1st / 4th	Phoenix
2017	Frank Mason III	2nd / 34th	Sacramento
2018	Devonte' Graham	2nd / 34th	Charlotte
2018	Svi Mykhailiuk	2nd / 47th	Los Angeles

* - lottery pick (top 14)

QUICK FACTS - JAYHAWKS IN THE NBA

- 74 Jayhawks have competed at the NBA level, including 28 who were coached by **Bill Self** at KU and 12 currently in the league.
- **Bill Self** has coached 24 NBA Draft picks at KU, including 10 lottery picks.
- 33 Jayhawks have been picked in the first round of the NBA Draft.
- 12 Jayhawks have won 18 NBA titles, most recently Sasha Kaun with the 2015-16 Cleveland Cavaliers.
- Three Jayhawks have earned NBA Finals MVP honors: **Wilt Chamberlain** (1972, L.A. Lakers), **Jo Jo White** (1976, Boston) and **Paul Pierce** (2008, Boston).
- **Wilt Chamberlain** earned NBA MVP honors four times (1960, 1966, 1967, 1968) in his 15-year NBA career.
- 16 Jayhawks have had NBA careers lasting 10 seasons or longer.



BILL SELF

HEAD COACH

Oklahoma State '85
16th Season at Kansas
26th Season Overall

Family: Cindy (wife), Lauren (daughter),
Tyler (son), Ella (granddaughter)

CAREER RECORD // YEAR-BY-YEAR

YEAR	OVERALL W-L / %	CONF. W-L / %	NOTE
ORAL ROBERTS (1993-97)			
1993-94	6-21 .222	- -	None
1994-95	10-17 .370	- -	None
1995-96	18-9 .667	- -	None
1996-97	21-7 .750	- -	NIT
TULSA (1997-2000)			
1997-98	19-12 .613	9-5 .643	3rd WAC
1998-99	23-10 .697	9-5 .643	t-1st WAC / NCAA Rnd of 32
1999-00	32-5 .865	12-2 .857	1st WAC / NCAA Elite Eight
ILLINOIS (2000-03)			
2000-01	27-8 .771	13-3 .813	t-1st Big Ten / NCAA Elite Eight
2001-02	26-9 .743	11-5 .688	t-1st Big Ten / NCAA Sweet 16
2002-03	25-7 .781	11-5 .688	* 2nd Big Ten / NCAA Rnd of 32
KANSAS (2003-present)			
2003-04	24-9 .727	12-4 .750	2nd Big 12 / NCAA Elite Eight
2004-05	23-7 .767	12-4 .750	t-1st Big 12 / NCAA Rnd of 64
2005-06	25-8 .758	13-3 .813	* t-1st Big 12 / NCAA Rnd of 64
2006-07	33-5 .868	14-2 .875	* 1st Big 12 / NCAA Elite Eight
2007-08	37-3 .925	13-3 .813	* t-1st Big 12 / NCAA Champions
2008-09	27-8 .771	14-2 .875	1st Big 12 / NCAA Sweet 16
2009-10	33-3 .917	15-1 .938	* 1st Big 12 / NCAA Rnd of 32
2010-11	35-3 .921	14-2 .875	* 1st Big 12 / NCAA Elite Eight
2011-12	32-7 .821	16-2 .889	1st Big 12 / NCAA Runner-Up
2012-13	31-6 .838	14-4 .778	* t-1st Big 12 / NCAA Sweet 16
2013-14	25-10 .714	14-4 .778	1st Big 12 / NCAA Rnd of 32
2014-15	27-9 .750	13-5 .722	1st Big 12 / NCAA Rnd of 32
2015-16	33-5 .868	15-3 .833	* 1st Big 12 / NCAA Elite Eight
2016-17	31-5 .861	16-2 .889	1st Big 12 / NCAA Elite Eight
2017-18	31-8 .795	13-5 .722	* 1st Big 12 / NCAA Final Four
2018-19	12-1 .923	1-0 1.000	
TOTAL	666-202 .767	274 - 71 .794	
KANSAS	459-97 .826	209 - 46 .820	22 Big 12 titles (14 reg. season, 8 tourney)
ILLINOIS	78-24 .765	35-13 .729	Three Big Ten titles (2 reg. season, 1 tourney)
TULSA	74-27 .733	30-12 .714	Two WAC titles / 4-2 NCAA tourney record
ORU	55-54 .505	- -	

* - won conference tournament

Note - Oral Roberts was independent during Self's tenure, so all games played at ORU were nonconference.

KANSAS RECORD // HOME-ROAD-NEUTRAL

	W	L	%
HOME (AFH) AT KU	242	13	.949
HOME (SPRINT CENTER) AT KU *	9	3	.750
ROAD AT KU	106	48	.688
NEUTRAL AT KU	102	33	.756
TOTAL	459	97	.826

* Since 2007-08, regular-season games played at Sprint Center on the KU season-ticket package are considered home games.

In Conference Tournament (at Kansas)	39-12 (30-7)
In NCAA Tournament (at Kansas)	47-19 (37-14)
In Postseason Play (at Kansas)	86-31 (67-21)
In Overtime (at Kansas)	29-13 (22-9)

NATIONAL CHAMPION

2008



CONFERENCE CHAMPION

18 REGULAR SEASON TITLES
9 TOURNAY TITLES

HALL OF FAME CLASS OF 2017 INDUCTEE



TROPHY CASE

- **NCAA Championship title** (2008)
- **NCAA Final Four** (2008, 2012, 2018)
- **18 Regular Season Conference Titles:** 2 at Tulsa (1999, 2000); 2 at Illinois (2001, 2002); 14 at Kansas (2005, 2006, 2007, 2008, 2009, 2010, 2011, 2012, 2013, 2014, 2015, 2016, 2017, 2018)
- **9 Conference Tournament Titles:** 1 at Illinois (2003); 8 at Kansas (2006, 2007, 2008, 2010, 2011, 2013, 2016, 2018)

CAREER HONORS

- **Naismith Memorial Basketball Hall of Fame**
Class of 2017 inductee
- **National Coach of the Year** - 2000 (*Sporting News*; Wooden), 2009 (Yahoo! Sports; *Sporting News*; Athlon Sports; CBSSports.com; USBWA; AP; CBS/Chevrolet; ESPN.com), 2012 (*Sporting News*; Adolph Rupp; Naismith), 2016 (AP, Bleacher Report, *USA Today*)
- **Conference Coach of the Year** - 2000 (WAC), 2006 (Big 12), 2009 (Big 12), 2011 (Big 12), 2012 (co-Big 12), 2015 (Big 12 by AP), 2016 (Big 12 by AP), 2017 (Big 12), 2018 (co-Big 12 and AP)
- **Wooden Award "Legends of Coaching"** - 2013
- **Oklahoma Sports Hall of Fame** - 2013 induction
- **Wayman Tisdale Humanitarian Award** (USBWA) - 2014
- **Mannie Jackson - Basketball's Human Spirit Award** (Naismith Hall of Fame) - 2015
- **Winged Foot Award** (for national champion coach) - 2008
- **Naismith Coach of the Year Finalist** (Atlanta Tipoff Club) - 2000, 2001, 2002, 2003, 2009, 2012, 2017

NOTES

- Bill Self was named the eighth coach in Kansas basketball history on April 21, 2003.
- In September 2017, Self was inducted into the Naismith Memorial Basketball Hall of Fame in Springfield, Massachusetts.
- Self won his 600th career game on Dec. 6, 2016, with KU's 105-62 win against UMKC. He became the 46th coach in NCAA Division I to accomplish the feat and the ninth fastest.
- While at Kansas, Self has won a national championship, a KU- and NCAA-record 14-straight regular-season Big 12 Conference titles and eight league tournament championships.
- At Kansas, Self has won more regular-season league titles (14) than he has home losses (13) in Allen Fieldhouse. With KU's win versus Siena (11/18/16), Self became the winningest coach in Allen Fieldhouse, posting his 207th victory in the venue.
- In his first trip to the Final Four in 2008, Self's team won the title. Self is one of 11 active coaches in NCAA Division I to have won a national title. Kansas' 14-straight conference titles (2005-18) is the longest streak in NCAA Division I history.
- In Self's first 15 seasons at Kansas, he has coached 11 NBA Lottery selections including Andrew Wiggins and Joel Embiid, the No. 1 and No. 3 overall selections in the 2014 NBA Draft. Wiggins was the second-ever Jayhawk to go No. 1 with the other being Danny Manning in 1988.
- Self has guided his teams to 20-straight 23-win seasons dating back to 1998-99.
- Self's teams have won 18 league crowns in the last 20 years, including the 2018 title. The other two seasons resulted in runner-up conference finishes.
- Kansas' four-straight 30-win seasons from 2009-10 to 2012-13 are the most consecutive 30-win seasons in NCAA history (note: Memphis did it from 2006-09 yet later vacated the 2008 season).
- Self was the head coach for Team USA's U18 team that competed and won gold at the 2018 FIBA Americas Championship held in St. Catherines, Canada, in the summer of 2018.
- Self is one of five coaches in NCAA Division I history to have led three different teams - Tulsa, Illinois and Kansas - to the NCAA Elite Eight, including seven times with KU (2004-07-08-11-12-16-17). The other coaches are: Gene Bartow, John Calipari, Rick Pitino and Eddie Sutton.
- A 1985 graduate of Oklahoma State, Self began his coaching career as a graduate assistant at Kansas in 1985-86 under head coach Larry Brown. He then returned to his alma mater as an assistant for seven seasons under coaches Leonard Hamilton and Eddie Sutton. His first head coaching job was at Oral Roberts in 1993-94, then Tulsa (1997-98), Illinois (2000-03) and Kansas (2003-present).

MARCUS GARRETT

Sophomore • Guard • 6-5 • 195 • Dallas, Texas • Skyline HS

SEASON STATS

PPG	RPG	APG	FG%	3FG%	FT%
5.6	3.5	2.8	31%	19%	66%

LAST GAME VS. OKLAHOMA (1.2.19)

MIN	PTS	REBS	ASTS	BLKS	STLS
28	5	1	5	0	1

2017-18: Pulled down five or more rebounds in 12 games ... Had 12 games with multiple steals in 2017-18 ... Scored in double figures five times ... Recorded two double-doubles ... Had seven starts with six in Big 12 play ... Had a season-high 13 points vs. Texas Southern (11/21) ... co-Big 12 Newcomer of the Week (11/7) ... 2017 Texas HS Gatorade Player of the Year.



CAREER HONORS

Co-Big 12 Newcomer of the Week (11.13.17)

CAREER HIGHS

Points	13	vs. Texas Southern (11.21.17)
Field Goals	5	vs. Oakland (11.24.17)
Field Goal Att.	13	vs. Marquette (11.21.18)
3PT Field Goals	3	vs. Texas Southern (11.21.17)
3PT Field Goal Att.	5	vs. Texas Southern (11.21.17)
Free Throws	7	at Arizona State (12.22.18)
Free Throw Att.	8	at Arizona State (12.22.18) vs. Baylor (1.20.18)
Rebounds	11	vs. Texas Southern (11.21.17)
Assists	5	3x, last vs. Oklahoma (1.2.19)
Blocks	2	vs. Marquette (11.21.18) vs. Texas Southern (11.21.17)
Steals	4	3x, last vs. Villanova (12.15.18)
Minutes	37	vs. Villanova (12.15.18)

MISCELLANEOUS

	FR	SO	CAREER
Double-Doubles	2	-	2
10+ Points	5	2	7
20+ Points	0	-	0
5+ Rebounds	12	4	16
10+ Rebounds	2	-	2
5+ Assists	0	3	3
2+ 3PT Field Goals	2	1	3
2+ Steals	12	5	17
2+ Blocks	1	1	2
Led Team in Pts.	0	-	0
Led Team in Rebs.	4	-	4
Led Team in Assists	0	4	4
Led Team in Steals	8	4	12
Led Team in Blocks	2	2	4

2018-19 GAME-BY-GAME

OPPONENT (Date)	MP	FG-A	PCT	3PT-A	PCT	FT-A	PCT	O-D-T	PF	A	TO	BLK	ST	TP
vs. Michigan State (11.6)	14	1-3	.333	0-0	---	2-2	1.000	0-1-1	4	2	0	0	0	4
VERMONT (11.12)	26	1-6	.167	0-1	.000	2-2	1.000	1-4-5	1	3	0	0	2	4
LOUISIANA (11.16)	24	1-3	.333	0-2	.000	4-6	.667	1-1-2	0	5	2	0	1	6
vs. Marquette (11.21)	28	4-13	.308	1-3	.333	2-5	.400	1-2-3	0	0	0	2	1	11
vs. Tennessee (11.23)	DNP - INJURED													
STANFORD (12.1)	33	2-5	.400	0-0	---	0-0	---	0-1-1	0	1	2	0	4	4
^WOFFORD (12.4)	30	2-6	.333	1-4	.250	2-3	.667	0-7-7	1	3	0	1	2	7
^NEW MEXICO STATE (12.8)	31	4-7	.571	2-4	.500	0-2	.000	1-2-3	3	2	1	0	0	10
^VILLANOVA (12.15)	37	0-4	.000	0-2	.000	1-2	.500	3-1-4	1	3	1	1	4	1
^SOUTH DAKOTA (12.18)	29	3-4	.750	0-1	.000	1-2	.500	0-5-5	0	5	0	0	3	7
^at Arizona State (12.22)	22	0-5	.000	0-1	.000	7-8	.875	3-3-6	3	1	1	0	1	7
EASTERN MICHIGAN (12.29)	18	0-2	.000	0-2	.000	1-2	.500	0-4-4	1	3	3	0	0	1
OKLAHOMA (1.2)	28	1-3	.333	0-1	.000	3-4	.750	0-1-1	2	5	1	0	1	5
at Iowa State (1.5)														
TCU (1.9)														
at Baylor (1.12)														
TEXAS (1.14)														
at West Virginia (1.19)														
IOWA STATE (1.12)														
at Kentucky (1.26)														
at Texas (1.29)														
TEXAS TECH (2.2)														
at Kansas State (2.5)														
OKLAHOMA STATE (2.9)														
at TCU (2.11)														
WEST VIRGINIA (2.16)														
at Texas Tech (2.23)														
KANSAS STATE (2.25)														
at Oklahoma State (3.2)														
at Oklahoma (3.5)														
BAYLOR (3.9)														
TOTAL	320	19-61	.311	4-21	.190	25-38	.658	10-32-42	16	33	11	4	19	67

^ Starter

CAREER YEAR-BY-YEAR STATISTICS

SEASON	GP	GS	MIN	AVG	FG	FGA	PCT	3FG	3FGA	PCT	FT	FTA	PCT	OFF	DEF	TOT	AVG	PF	FO	AST	TO	BLK	STL	PTS	AVG
2017-18	39	7	748	19.2	62	136	.456	12	45	.267	25	51	.490	36	95	131	3.4	60	0	44	30	8	35	161	4.1
2018-19	12	5	320	26.7	19	61	.311	4	21	.190	25	38	.658	10	32	42	3.5	16	0	33	11	4	19	67	5.6
TOTAL	51	12	1068	20.9	81	197	.411	16	66	.242	50	89	.562	46	127	173	3.4	76	0	77	41	12	54	228	4.5



DEDRIC LAWSON (DEE-drick)

RS-Junior • Forward • 6-9 • 235 • Memphis, Tenn. • Hamilton HS • Memphis

SEASON STATS

PPG	RPG	APG	FG%	3FG%	FT%
19.1	11.1	2.4	50%	17%	81%

LAST GAME VS. OKLAHOMA (1.2.19)

MIN	PTS	REBS	ASTS	BLKS	STLS
37	13	15	1	3	0

A transfer from Memphis who sat out the 2017-18 season due to NCAA rules ... Has two years of eligibility remaining beginning in the 2018-19 season ... A double-double machine having 36 in two seasons while at Memphis (17 as a freshman and 19 as a sophomore) ... Led Memphis in scoring both his freshman and sophomore seasons.

CAREER HONORS

- Big 12 Player of the Week (11.12, 11.26, 12.26)
- Big 12 Newcomer of the Week (12.2, 12.17)
- Oscar Robertson Midseason Watch List (1 of 20)
- NIT Season Tip-Off Most Valuable Player
- Wooden Award Preseason Watch List (1 of 50)
- NABC Player of the Year candidate (1 of 20)
- Naismith Trophy Watch List (1 of 50)
- Preseason Associated Press All-America
- Karl Malone Power Forward of the Year Award Candidate (1 of 20)
- Preseason All-Big 12 First Team
- All-American Athletic Conference First Team [2016-17]
- NABC All-District Team [2016-17]
- Colleg Insider.com Freshman All-America Team [2016]
- American Athletic Conference Rookie of the Year [2015-16]
- NABC All-District Team [2015-16]
- American Athletic Conference All-Tournament Team [2016]
- All-American Athletic Conference Second Team [2015-16]

CAREER HIGHS (*AT MEMPHIS)

Points	*35	vs. Iowa (11.26.16)
Field Goals	*15	vs. Iowa (11.26.16)
Field Goal Att.	*22	vs. Temple (2.12.17)
	*22	vs. Iowa (11.26.16)
3PT Field Goals	*4	at Tulsa (1.11.17)
3PT Attempts	*9	at Tulsa (1.11.17)
Free Throws	*14	at UCF (2.4.17)
Free Throw Att.	*14	at UCF (2.4.17)
Rebounds	*16	at Tulane (2.13.16)
Assists	*8	vs. So. Carolina (12.30.16)
Steals	3	8x, last vs. South Dakota (12.18.18)
Blocks	*8	vs. UAB (12.10.16)
Minutes	41	vs. Tennessee (11.23.18)

MISCELLANEOUS (*AT MEMPHIS)

	*FR	*SO	R-JR	CAREER
Double-Doubles	17	19	9	45
10+ Points	26	30	11	67
20+ Points	11	15	8	34
30+ Points	-	1	1	2
5+ Rebounds	28	32	12	73
10+ Rebounds	19	20	9	48
3+ Assists	17	18	5	40
2+ 3PT Field Goals	8	8	-	16
2+ Steals	10	13	4	27
2+ Blocks	14	17	4	36
Led Team in Pts.	14	16	5	35
Led Team in Rebs.	21	19	10	40
Led Team in Assists	10	7	3	20
Led Team in Steals	5	10	1	16
Led Team in Blocks	15	25	5	45

2018-19 GAME-BY-GAME

OPPONENT (Date)	MP	FG-A	PCT	3PT-A	PCT	FT-A	PCT	O-D-T	PF	A	TO	BLK	ST	TP
*vs. Michigan State (11.6)	38	5-18	.278	0-2	.000	10-12	.833	4-10-14	2	6	2	2	2	20
*VERMONT (11.12)	19	0-6	.000	0-0	---	0-0	---	1-6-7	4	2	3	0	1	0
*LOUISIANA (11.16)	27	6-11	.545	0-1	.000	7-10	.700	4-2-6	3	3	5	0	1	19
*vs. Marquette (11.21)	33	9-16	.563	1-1	1.000	7-7	1.000	4-8-12	3	3	1	2	0	26
*vs. Tennessee (11.23)	41	9-16	.563	0-2	.000	6-11	.545	5-8-13	3	5	2	0	1	24
*STANFORD (12.1)	36	7-16	.438	0-1	.000	10-11	.909	4-11-15	5	2	2	0	2	24
*WOFFORD (12.4)	35	10-17	.588	0-4	.000	0-0	---	2-6-8	2	1	1	3	2	20
*NEW MEXICO STATE (12.8)	31	8-15	.533	1-2	.500	3-5	.600	5-5-10	0	1	2	1	1	20
*VILLANOVA (12.15)	38	10-15	.667	1-2	.500	7-9	.778	2-10-12	4	1	0	0	0	28
*SOUTH DAKOTA (12.18)	26	7-11	.636	0-3	.000	2-2	1.000	2-12-14	3	0	3	1	3	16
*at Arizona State (12.22)	31	12-15	.800	1-2	.500	5-5	1.000	2-12-14	4	1	2	1	0	30
*EASTERN MICHIGAN (12.29)	22	2-8	.250	0-0	---	4-4	1.000	2-2-4	4	5	1	0	0	8
*OKLAHOMA (1.2)	37	6-17	.353	0-3	.000	1-1	1.000	4-11-15	2	1	1	3	0	13

at Iowa State (1.5)

TCU (1.9)

at Baylor (1.12)

TEXAS (1.14)

at West Virginia (1.19)

IOWA STATE (1.12)

at Kentucky (1.26)

at Texas (1.29)

TEXAS TECH (2.2)

at Kansas State (2.5)

OKLAHOMA STATE (2.9)

at TCU (2.11)

WEST VIRGINIA (2.16)

at Texas Tech (2.23)

KANSAS STATE (2.25)

at Oklahoma State (3.2)

at Oklahoma (3.5)

BAYLOR (3.9)

TOTAL 414 91-181 .503 4-23 .174 62-77 .805 41-103-144 39 31 25 13 13 248

* Starter

CAREER YEAR-BY-YEAR STATISTICS (*AT MEMPHIS)

SEASON	GP	GS	MIN	AVG	FG	FGA	PCT	3FG	3FGA	PCT	FT	FTA	PCT	OFF	DEF	TOT	AVG	PF	FO	AST	TO	BLK	STL	PTS	AVG	
2015-16*	33	32	1062	32.2	182	445	.409	28	80	.350	129	182	.709	104	203	307	9.3	86	2	84	104	55	39	521	15.8	
2016-17*	32	32	1104	34.5	216	469	.461	30	111	.270	152	205	.741	92	225	317	9.9	81	1	105	76	68	41	614	19.2	
2017-18	REDSHIRT SEASON																									
2018-19	13	13	414	31.8	91	181	.503	4	23	.174	62	77	.805	41	103	144	11.1	39	1	31	25	13	13	248	19.1	
TOTAL	78	77	2580	33.1	489	1095	.447	62	214	.290	343	464	.739	237	531	768	9.8	206	4	220	205	136	93	1383	17.7	



CHARLIE MOORE

RS-Sophomore • Guard • 5-11 • 180 • Chicago, Ill. • Morgan Park HS • California

SEASON STATS

PPG	RPG	APG	FG%	3FG%	FT%
4.6	1.2	1.3	31%	31%	71%

LAST GAME VS. OKLAHOMA (1.2.19)

MIN	PTS	REBS	ASTS	BLKS	STLS
13	2	3	1	0	1

A transfer from California following the 2016-17 season ... Sat out 2017-18 due to transfer rules ... One of 28 invited to tryout for the USA Basketball U19 team in the summer of 2017 ... Started all 34 games while at California during his freshman year in 2016-17 ... Averaged 28.8 minutes, 12.2 points and 3.5 assists while at California ... Scored 10 or more points in 22 games, including four 20-point efforts his freshman year at California.

CAREER HONORS

Pac-12 All-Freshman Honorable Mention [2016-17]

Pac-12 Player of the Week [11.21.16]

CAREER HIGHS (*AT CALIFORNIA)

Points	*38	vs. UC Irvine (11.16.16)
Rebounds	*6	vs. Oregon State (2.24.17) at Oregon (1.19.17)
Field Goals	*10	vs. UC Irvine (11.16.16)
Field Goal Att.	*20	vs. UC Irvine (11.16.16)
3PT Field Goals	6	vs. South Dakota (12.18.18)
3-Point Att.	9	vs. South Dakota (12.18.18)
Free Throws	*15	vs. UC Irvine (11.16.16)
Free Throw Att.	*17	vs. UC Irvine (11.16.16)
Assists	*8	vs. Colorado (2.5.17)
	*8	vs. Stanford (1.29.17)
Steals	*4	vs. UC Davis (12.10.16)
Blocks	1	vs. Wofford (12.4.18)
Minutes	*41	vs. Utah (2.2.17)

MISCELLANEOUS (*AT CALIFORNIA)

	*FR	R-SO	CAREER
Double-Doubles	-	-	0
10+ Points	22	1	23
20+ Points	4	-	4
5+ Rebounds	2	-	2
5+ Assists	9	-	9
10+ Assists	-	-	0
2+ 3PT Field Goals	11	2	13
2+ Steals	8	3	11
2+ Blocks	-	-	0
Led Team in Pts.	6	1	7
Led Team in Rebs.	1	-	1
Led Team in Assists	21	-	21
Led Team in Steals	14	2	16
Led Team in Blocks	0	-	0

2018-19 GAME-BY-GAME

OPPONENT (Date)	MP	FG-A	PCT	3PT-A	PCT	FT-A	PCT	O-D-T	PF	A	TO	BLK	ST	TP
vs. Michigan State (11.6)	11	0-1	.000	0-1	.000	1-2	.500	2-1-3	3	0	0	0	0	1
VERMONT (11.12)	21	3-6	.500	1-3	.333	0-0	---	0-1-1	2	2	0	0	1	7
LOUISIANA (11.16)	21	0-5	.000	0-3	.000	0-0	---	0-4-4	2	3	1	0	0	0
vs. Marquette (11.21)	14	0-0	---	0-0	---	0-0	---	0-1-1	0	0	0	0	1	0
vs. Tennessee (11.25)	32	3-10	.300	1-4	.250	2-2	1.000	0-1-1	1	2	1	0	0	9
STANFORD (12.1)	16	0-1	.000	0-1	.000	3-4	.750	0-0-0	2	3	0	0	0	3
WOFFORD (12.4)	16	2-8	.250	0-5	.000	0-0	---	0-0-0	1	0	0	1	0	4
*NEW MEXICO STATE (12.8)	24	2-7	.286	1-5	.200	0-0	---	1-0-1	2	1	1	0	3	5
VILLANOVA (12.15)	17	0-1	.000	0-0	---	2-2	1.000	0-1-1	3	0	3	0	0	2
SOUTH DAKOTA (12.18)	21	6-9	.667	6-9	.667	0-0	---	0-0-0	1	4	1	0	2	18
at Arizona State (12.22)	16	1-5	.200	1-3	.333	0-0	---	0-1-1	1	0	2	0	2	3
EASTERN MICHIGAN (12.29)	13	2-4	.500	2-4	.500	0-0	---	0-0-0	2	1	3	0	1	6
OKLAHOMA (1.2)	13	0-4	.000	0-1	.000	2-4	.500	1-2-3	1	1	0	0	1	2
at Iowa State (1.5)														
TCU (1.9)														
at Baylor (1.12)														
TEXAS (1.14)														
at West Virginia (1.19)														
IOWA STATE (1.12)														
at Kentucky (1.26)														
at Texas (1.29)														
TEXAS TECH (2.2)														
at Kansas State (2.5)														
OKLAHOMA STATE (2.9)														
at TCU (2.11)														
WEST VIRGINIA (2.16)														
at Texas Tech (2.23)														
KANSAS STATE (2.25)														
at Oklahoma State (3.2)														
at Oklahoma (3.5)														
BAYLOR (3.9)														
TOTAL	235	19-61	.311	12-39	.308	10-14	.714	4-12-16	21	17	12	1	11	60

^ Starter

CAREER YEAR-BY-YEAR STATISTICS (*AT CALIFORNIA)

SEASON	GP	GS	MIN	AVG	FG	FGA	PCT	3FG	3FGA	PCT	FT	FTA	PCT	OFF	DEF	TOT	AVG	PF	FO	AST	TO	BLK	STL	PTS	AVG	
2016-17*	34	34	980	28.8	135	348	.388	45	128	.352	99	131	.756	12	55	67	2.0	87	0	120	99	0	37	414	12.2	
2017-18																										
REDSHIRT SEASON																										
2018-19	13	1	235	18.1	19	61	.311	12	39	.308	10	14	.714	4	12	16	1.2	21	0	17	12	1	11	60	4.6	
TOTAL	47	35	1215	25.9	154	409	.377	57	167	.341	109	145	.752	16	67	83	1.8	108	0	137	111	1	48	474	10.1	



QUENTIN GRIMES

Freshman • Guard • 6-5 • 210 • The Woodlands, Texas • College Park HS

SEASON STATS

PPG	RPG	APG	FG%	3FG%	FT%
8.5	2.2	2.1	41%	29%	63%

LAST GAME VS. OKLAHOMA (1.2.19)

MIN	PTS	REBS	ASTS	BLKS	STLS
35	14	2	1	0	1

A five-star combo guard who did the all-star game circuit following his senior year of high school ... Earned many high school All-American honors and was the state player of the year in Texas ... Ended up ranked No. 8 in the national recruiting rankings ... Has valuable USA Basketball experience, including a gold medal won in 2018 at the FIBA U18 Americas Championship, coached by Bill Self.

CAREER HONORS

- Big 12 Newcomer of the Week (11.12.18)
- Jerry West Shooting Guard of the Year Candidate (1 of 20)
- Preseason Big 12 Freshman of the Year
- Preseason All-Big 12 Honorable Mention

CAREER HIGHS

Points	21	vs. Michigan State (11.6.18)
Field Goals	7	vs. Michigan State (11.6.18)
Field Goal Att.	14	vs. Michigan State (11.6.18)
3PT Field Goals	6	vs. Michigan State (11.6.18)
3PT Field Goal Att.	10	vs. Michigan State (11.6.18)
Free Throws	6	vs. Eastern Michigan (12.29.18)
Free Throw Att.	6	vs. Eastern Michigan (12.29.18) vs. Tennessee (11.23.18)
Rebounds	4	vs. Tennessee (11.23.18) vs. Marquette (11.21.18)
Assists	10	vs. Vermont (11.12.18)
Blocks	1	at Arizona State (12.22.18)
Steals	1	4x, last vs. Oklahoma (1.2.19)
Minutes	35	vs. Oklahoma (1.2.19)

MISCELLANEOUS

	FRESHMAN/CAREER
Double-Doubles	1
10+ Points	5
20+ Points	1
5+ Rebounds	-
10+ Rebounds	-
3+ Assists	4
3+ 3PT Field Goals	1
2+ Steals	-
2+ Blocks	-
Led Team in Pts.	1
Led Team in Rebs.	-
Led Team in Assists	1
Led Team in Steals	-
Led Team in Blocks	1

2018-19 GAME-BY-GAME

OPPONENT (Date)	MP	FG-A	PCT	3PT-A	PCT	FT-A	PCT	O-D-T	PF	A	TO	BLK	ST	TP
^vs. Michigan State (11.6)	30	7-14	.500	6-10	.600	1-2	.500	0-1-1	3	4	1	0	1	21
^VERMONT (11.12)	31	4-8	.500	2-4	.500	0-0	---	1-2-3	4	10	3	0	0	10
^LOUISIANA (11.16)	31	2-7	.286	1-2	.500	1-1	1.000	1-1-2	2	3	1	0	1	6
^vs. Marquette (11.21)	26	0-3	.000	0-1	.000	3-4	.750	0-4-4	4	0	2	0	0	3
^vs. Tennessee (11.23)	21	1-4	.250	0-2	.000	3-6	.500	0-4-4	0	0	2	0	1	5
^STANFORD (12.1)	16	1-6	.167	0-3	.000	0-0	---	0-1-1	2	0	1	0	0	2
^WOFFORD (12.4)	32	6-10	.600	1-4	.250	1-2	.500	0-3-3	1	1	0	0	0	14
^NEW MEXICO STATE (12.8)	18	2-5	.400	1-3	.333	0-0	---	0-1-1	3	2	4	0	0	5
^VILLANOVA (12.15)	14	0-2	.000	0-1	.000	1-2	.500	0-0-0	3	1	3	0	0	1
^SOUTH DAKOTA (12.18)	21	3-9	.333	0-3	.000	0-1	.000	1-2-3	2	0	3	0	0	6
^at Arizona State (12.22)	31	4-12	.333	0-5	.000	0-0	---	2-0-2	1	3	2	1	0	8
^EASTERN MICHIGAN (12.29)	29	4-6	.667	2-4	.500	6-6	1.000	0-2-2	2	2	3	0	0	16
^OKLAHOMA (1.2)	35	6-11	.545	1-6	.167	1-3	.333	2-0-2	4	1	3	0	1	14
at Iowa State (1.5)														
TCU (1.9)														
at Baylor (1.12)														
TEXAS (1.14)														
at West Virginia (1.19)														
IOWA STATE (1.12)														
at Kentucky (1.26)														
at Texas (1.29)														
TEXAS TECH (2.2)														
at Kansas State (2.5)														
OKLAHOMA STATE (2.9)														
at TCU (2.11)														
WEST VIRGINIA (2.16)														
at Texas Tech (2.23)														
KANSAS STATE (2.25)														
at Oklahoma State (3.2)														
at Oklahoma (3.5)														
BAYLOR (3.9)														
TOTAL	335	40-97	.412	14-48	.292	17-27	.630	7-21-28	31	27	28	1	4	111

^ Starter

CAREER YEAR-BY-YEAR STATISTICS

SEASON	GP	GS	MIN	AVG	FG	FGA	PCT	3FG	3FGA	PCT	FT	FTA	PCT	OFF	DEF	TOT	AVG	PF	FO	AST	TO	BLK	STL	PTS	AVG
2018-19	13	13	335	25.8	40	97	.412	14	48	.292	17	27	.630	7	21	28	2.2	31	0	27	28	1	4	111	8.5
TOTAL	13	13	335	25.8	40	97	.412	14	48	.292	17	27	.630	7	21	28	2.2	31	0	27	28	1	4	111	8.5



DEVON DOTSON

(deh-VAWN)

Freshman • Guard • 6-2 • 185 • Charlotte, N.C. • Providence Day School

SEASON STATS

PPG	RPG	APG	FG%	3FG%	FT%
11.5	3.3	2.9	52%	42%	80%

LAST GAME VS. OKLAHOMA (1.2.19)

MIN	PTS	REBS	ASTS	BLKS	STLS
28	16	5	1	0	4

An explosive combo guard who picked up numerous postseason honors and played in all-star games following the 2017-18 season including McDonald's All-America and the Jordan Brand Classic ... Ended ranked No. 20 by Rivals.com, No. 21 by 247Sports.com and No. 24 by ESPN100.

CAREER HONORS

Bob Cousy Point Guard of the Year Award (1 of 20)

CAREER HIGHS

Points	17	vs. Tennessee (11.23.18)
Field Goals	6	vs. Wofford (12.4.18) vs. Michigan State (11.6.18)
Field Goal Att.	11	vs. Michigan State (11.6.18)
3PT Field Goals	3	vs. Michigan State (11.6.18)
3PT Field Goal Att.	5	vs. Michigan State (11.6.18)
Free Throws	7	vs. Oklahoma (1.2.19)
Free Throw Att.	8	vs. Oklahoma (1.2.19)
Rebounds	6	vs. Vermont (11.12.18)
Assists	6	vs. South Dakota (12.18.18)
Blocks	1	vs. Eastern Michigan (12.29.18) at Arizona State (12.22.18)
Steals	4	vs. Oklahoma (1.2.19)
Minutes	43	vs. Stanford (12.1.18)

MISCELLANEOUS

	FRESHMAN/CAREER
Double-Doubles	-
10+ Points	9
20+ Points	-
5+ Rebounds	2
10+ Rebounds	-
5+ Assists	2
3+ 3PT Field Goals	1
2+ Steals	7
2+ Blocks	-
Led Team in Pts.	1
Led Team in Rebs.	-
Led Team in Assists	5
Led Team in Steals	6
Led Team in Blocks	1

2018-19 GAME-BY-GAME

OPPONENT (Date)	MP	FG-A	PCT	3PT-A	PCT	FT-A	PCT	O-D-T	PF	A	TO	BLK	ST	TP
^vs. Michigan State (11.6)	34	6-11	.545	3-5	.600	1-2	.500	0-2-2	3	3	4	0	3	16
^VERMONT (11.12)	27	3-5	.600	1-2	.500	0-0	---	2-4-6	1	0	1	0	2	7
^LOUISIANA (11.16)	20	2-6	.333	0-2	.000	0-0	---	0-3-3	2	3	1	0	0	4
^vs. Marquette (11.21)	31	4-7	.571	0-0	---	2-2	1.000	1-2-3	2	4	1	0	3	10
^vs. Tennessee (11.23)	40	5-8	.625	1-1	1.000	6-7	.857	1-3-4	2	2	2	0	0	17
^STANFORD (12.1)	43	3-7	.429	0-0	---	4-7	.571	0-2-2	3	4	0	0	2	10
^WOFFORD (12.4)	30	6-9	.667	1-3	.333	3-3	1.000	0-3-3	3	3	2	0	3	16
^NEW MEXICO STATE (12.8)	39	3-8	.375	0-2	.000	2-3	.667	2-2-4	2	2	3	0	1	8
^VILLANOVA (12.15)	26	3-6	.500	1-1	1.000	4-4	1.000	1-1-2	4	1	2	0	0	11
^SOUTH DAKOTA (12.18)	28	3-7	.429	0-1	.000	2-2	1.000	0-2-2	1	6	2	0	0	8
^at Arizona State (12.22)	32	4-7	.571	2-4	.500	2-2	1.000	0-4-4	3	5	5	1	1	12
^EASTERN MICHIGAN (12.29)	28	5-7	.714	1-2	.500	4-6	.667	0-3-3	1	4	2	1	3	15
^OKLAHOMA (1.2)	28	4-10	.400	1-3	.333	7-8	.875	0-5-5	4	1	2	0	4	16
at Iowa State (1.5)														
TCU (1.9)														
at Baylor (1.12)														
TEXAS (1.14)														
at West Virginia (1.19)														
IOWA STATE (1.12)														
at Kentucky (1.26)														
at Texas (1.29)														
TEXAS TECH (2.2)														
at Kansas State (2.5)														
OKLAHOMA STATE (2.9)														
at TCU (2.11)														
WEST VIRGINIA (2.16)														
at Texas Tech (2.23)														
KANSAS STATE (2.25)														
at Oklahoma State (3.2)														
at Oklahoma (3.5)														
BAYLOR (3.9)														
TOTAL	406	51-98	.520	11-26	.423	37-46	.804	7-36-43	31	38	27	2	22	150

^ Starter

CAREER YEAR-BY-YEAR STATISTICS

SEASON	GP	GS	MIN	AVG	FG	FGA	PCT	3FG	3FGA	PCT	FT	FTA	PCT	OFF	DEF	TOT	AVG	PF	FO	AST	TO	BLK	STL	PTS	AVG
2018-19	13	13	406	31.2	51	98	.520	11	26	.423	37	46	.804	7	36	43	3.3	31	0	38	27	2	22	150	11.5
TOTAL	13	13	406	31.2	51	98	.520	11	26	.423	37	46	.804	7	36	43	3.3	31	0	38	27	2	22	150	11.5

CHRIS TEAHAN

Sophomore • Guard • 6-4 • 175 • Leawood, Kan. • Rockhurst HS



SEASON STATS

PPG	RPG	APG	FG%	3FG%	FT%
0.0	0.0	0.5	-	-	-

LAST GAME VS. EASTERN MICHIGAN (12.29.18)

MIN	PTS	REBS	ASTS	BLKS	STLS
2	0	0	1	0	0

2017-18: Appeared in 10 games, two in conference play and three postseason ... Averaged 2.3 minutes per contest ... Made his second 3-pointer of the season in scoring three points vs. Omaha (12/18) ... Had a season-high four points vs. Toledo (11/28) ... Logged four minutes against South Dakota State (11/17) with three points and three rebounds ... An invited walk-on who was a two-sport athlete at Rockhurst HS in Kansas City, Missouri ... Older brother, Conner, played five seasons at KU and on two Final Four teams.

CAREER HONORS

CAREER HIGHS

Points	4	vs. Toledo (11.28.17)
Field Goals	1	4x, last vs. Omaha (12.18.17)
Field Goal Att.	2	4x, last vs. Oakland (11.21.17)
3PT Field Goals	1	vs. Omaha (12.18.17) vs. South Dakota St. (11.17.17)
3PT Field Goal Att.	2	vs. Texas Southern (11.21.17) vs. Tennessee St. (11.10.17)
Free Throws	2	vs. Toledo (11.28.17)
Free Throw Att.	2	vs. Toledo (11.28.17)
Rebounds	3	vs. South Dakota St. (11.17.17)
Assists	1	vs. Eastern Michigan (12.29.18) vs. Tennessee St. (11.10.17)
Blocks	--	--
Steals	--	--
Minutes	4	4x, last vs. Omaha (12.18.17)

MISCELLANEOUS

	FR	SO	CAREER
5+ Minutes	-	-	1
4+ Points	1	-	1
3+ Rebounds	1	-	1
3+ Assists	-	-	-
2+ 3PT Field Goals	-	-	-
2+ Steals	-	-	-
2+ Blocks	1	-	1
Led Team in Pts.	-	-	-
Led Team in Rebs.	-	-	-
Led Team in Steals	-	-	-
Led Team in Blocks	-	-	-

2018-19 GAME-BY-GAME

OPPONENT (Date)	MP	FG-A	PCT	3PT-A	PCT	FT-A	PCT	O-D-T	PF	A	TO	BLK	ST	TP
vs. Michigan State (11.6)							DNP							
VERMONT (11.12)							DNP							
LOUISIANA (11.16)							DNP							
vs. Marquette (11.21)							DNP							
vs. Tennessee (11.23)							DNP							
STANFORD (12.1)							DNP							
WOFFORD (12.4)	2	0-0	---	0-0	---	0-0	---	0-0-0	0	0	0	0	0	0
NEW MEXICO STATE (12.8)							DNP							
VILLANOVA (12.15)							DNP - INJURED							
SOUTH DAKOTA (12.18)							DNP - INJURED							
at Arizona State (12.22)							DNP - INJURED							
EASTERN MICHIGAN (12.29)	2	0-0	---	0-0	---	0-0	----	0-0-0	1	1	0	0	0	0
OKLAHOMA (1.2)							DNP							
at Iowa State (1.5)														
TCU (1.9)														
at Baylor (1.12)														
TEXAS (1.14)														
at West Virginia (1.19)														
IOWA STATE (1.12)														
at Kentucky (1.26)														
at Texas (1.29)														
TEXAS TECH (2.2)														
at Kansas State (2.5)														
OKLAHOMA STATE (2.9)														
at TCU (2.11)														
WEST VIRGINIA (2.16)														
at Texas Tech (2.23)														
KANSAS STATE (2.25)														
at Oklahoma State (3.2)														
at Oklahoma (3.5)														
BAYLOR (3.9)														
TOTAL	4	0-0	---	0-0	---	0-0	---	0-0-0	1	1	0	0	0	0

^ Starter

CAREER YEAR-BY-YEAR STATISTICS

SEASON	GP	GS	MIN	AVG	FG	FGA	PCT	3FG	3FGA	PCT	FT	FTA	PCT	OFF	DEF	TOT	AVG	PF	FO	AST	TO	BLK	STL	PTS	AVG
2017-18	11	0	25	2.3	4	11	.364	2	8	.250	2	2	1.000	2	5	7	0.6	2	0	1	3	0	0	12	1.1
2018-19	2	0	4	2.0	0	0	.000	0	0	.000	0	0	.000	0	0	0	0.0	1	0	1	0	0	0	0	0.0
TOTAL	13	0	29	2.2	4	11	.364	2	8	.250	2	2	1.000	2	5	7	0.5	3	0	2	3	0	0	12	0.9



K.J. LAWSON

RS-Sophomore • Guard • 6-8 • 205 • Memphis, Tenn. • Hamilton HS • Memphis

SEASON STATS

PPG	RPG	APG	FG%	3FG%	FT%
2.5	2.2	0.9	46%	39%	67%

LAST GAME VS. OKLAHOMA (1.2.19)

MIN	PTS	REBS	ASTS	BLKS	STLS
1	0	0	0	0	0

A transfer from Memphis who sat out the 2017-18 season due to NCAA rules ... Played in 42 games while at Memphis with 33 starts, an 11.5 career scoring average and 7.0 career rebound average ... Had nine career double-doubles ... Granted a medical redshirt following the 2015-16 season.

CAREER HONORS

American Athletic Conference Rookie of the Year [2017]
American Athletic Conference All-Rookie Team [2017]

CAREER HIGHS (*AT MEMPHIS)

Points	*28	at Houston (1.19.17)
Rebounds	*19	vs. East Carolina (1.28.17)
Field Goals	*12	at Houston (1.19.17)
Field Goal Att.	*23	vs. East Carolina (1.28.17)
3PT Field Goals	*3	vs. UTRGV (1.14.16)
3PT Attempts	4	4x, last vs. E. Michigan (12.29.18)
Free Throws	*9	vs. Jackson State (11.30.16)
Free Throw Att.	*11	vs. Tulane (3.2.17)
Assists	*7	vs. McNeese (11.22.16)
Steals	*3	vs. South Florida (1.14.17)
Blocks	*2	4x, last vs. Tulsa (2.7.17)
Minutes	*43	at Houston (1.19.17)

MISCELLANEOUS (*AT MEMPHIS)

	*FR	*SO	R-SO	CAREER
Double-Doubles	-	9	-	9
10+ Points	4	20	-	24
20+ Points	-	4	-	4
5+ Rebounds	4	26	2	32
10+ Rebounds	-	12	-	12
3+ Assists	1	18	2	21
2+ 3PT Field Goals	-	4	1	5
2+ Steals	1	2	1	4
2+ Blocks	1	3	-	4
Led Team in Pts.	1	6	-	7
Led Team in Rebs.	0	14	-	14
Led Team in Assists	0	5	1	6
Led Team in Steals	0	5	1	6
Led Team in Blocks	0	5	-	5

2018-19 GAME-BY-GAME

OPPONENT (Date)	MP	FG-A	PCT	3PT-A	PCT	FT-A	PCT	O-D-T	PF	A	TO	BLK	ST	TP
vs. Michigan State (11.6)	10	1-1	1.000	1-1	1.000	1-2	.500	1-5-6	3	1	0	0	0	4
VERMONT (11.12)	3	0-0	---	0-0	---	0-0	---	0-0-0	1	0	1	0	0	0
LOUISIANA (11.16)	2	1-1	1.000	0-0	---	0-0	---	0-0-0	0	0	0	0	1	2
vs. Marquette (11.21)	2	0-0	---	0-0	---	0-0	---	0-2-2	0	0	0	0	0	0
vs. Tennessee (11.23)	19	2-4	.500	0-1	.000	4-6	.667	1-5-6	4	0	1	0	2	8
STANFORD (12.1)	4	0-0	---	0-0	---	2-2	1.000	2-0-2	1	0	1	0	0	2
WOFFORD (12.4)	17	2-4	.500	0-1	.000	1-2	.500	1-1-2	2	3	1	0	1	5
NEW MEXICO STATE (12.8)	4	1-1	1.000	1-1	1.000	0-0	---	0-1-1	0	1	0	0	0	3
VILLANOVA (12.15)	14	0-2	.000	0-1	.000	0-0	---	2-1-3	1	2	1	0	0	0
SOUTH DAKOTA (12.18)	9	1-3	.333	1-2	.500	0-0	---	0-0-0	4	0	0	0	0	3
at Arizona State (12.22)	12	0-2	.000	0-2	.000	0-0	---	0-2-2	2	2	0	0	0	0
EASTERN MICHIGAN (12.29)	11	2-4	.500	2-4	.500	0-0	---	1-3-4	1	3	1	0	0	6
OKLAHOMA (1.2)	1	0-0	---	0-0	---	0-0	---	0-0-0	0	0	1	0	0	0
at Iowa State (1.5)														
TCU (1.9)														
at Baylor (1.12)														
TEXAS (1.14)														
at West Virginia (1.19)														
IOWA STATE (1.12)														
at Kentucky (1.26)														
at Texas (1.29)														
TEXAS TECH (2.2)														
at Kansas State (2.5)														
OKLAHOMA STATE (2.9)														
at TCU (2.11)														
WEST VIRGINIA (2.16)														
at Texas Tech (2.23)														
KANSAS STATE (2.25)														
at Oklahoma State (3.2)														
at Oklahoma (3.5)														
BAYLOR (3.9)														
TOTAL	108	10-22	.455	5-13	.385	8-12	.667	8-20-28	19	12	7	0	4	33

^ Starter

CAREER YEAR-BY-YEAR STATISTICS (*AT MEMPHIS)

SEASON	GP	GS	MIN	AVG	FG	FGA	PCT	3FG	3FGA	PCT	FT	FTA	PCT	OFF	DEF	TOT	AVG	PF	FO	AST	TO	BLK	STL	PTS	AVG		
2015-16*	10	2	197	19.7	26	71	.366	2	9	.222	34	51	.667	10	25	35	3.5	26	1	11	19	6	6	88	8.8		
2016-17*	32	31	1078	33.7	145	363	.399	22	67	.328	82	118	.695	73	186	259	8.1	72	1	88	66	13	16	394	12.3		
2017-18																											
REDSHIRT YEAR																											
2018-19	13	0	108	8.3	10	22	.455	5	13	.385	8	12	.667	8	20	28	2.2	19	0	12	7	0	4	33	2.5		
TOTAL	55	33	1383	25.1	181	456	.397	29	89	.326	124	181	.685	91	231	322	5.9	117	2	111	92	19	26	515	9.4		



GARRETT LUINSTRA (loo-IN-struh)

Freshman • Guard • 6-2 • 155 • Lawrence, Kan. • Lawrence Free State HS

SEASON STATS

PPG	RPG	APG	FG%	3FG%	FT%
0.0	0.5	0.0	0%	-	-

LAST GAME VS. SOUTH DAKOTA (12.18.18)

MIN	PTS	REBS	ASTS	BLKS	STLS
2	0	1	0	0	0

An invited walk-on ... A combo guard who set his high school's single-season scoring record with 456 points as a senior ... Averaged 19 points his senior year in guiding Free State High School to the 6A state title game and a 19-6 record ... A first-team all-state selection and the Sunflower League Player of the Year his senior season.

CAREER HONORS

CAREER HIGHS

Points	-
Field Goals	-
Field Goal Att.	1 vs. South Dakota (12.18.18)
3PT Field Goals	-
3PT Field Goal Att.	-
Free Throws	-
Free Throw Att.	-
Rebounds	1 vs. South Dakota (12.18.18)
Assists	-
Blocks	-
Steals	-
Minutes	2 vs. South Dakota (12.18.18)

MISCELLANEOUS

FRESHMAN/CAREER

5+ Minutes	-
4+ Points	-
3+ Rebounds	-
2+ Assists	-
2+ 3PT Field Goals	-
2+ Steals	-
2+ Blocks	-
Led Team in Pts.	-
Led Team in Rebs.	-
Led Team in Steals	-
Led Team in Blocks	-

2018-19 GAME-BY-GAME

OPPONENT (Date)	MP	FG-A	PCT	3PT-A	PCT	FT-A	PCT	O-D-T	PF	A	TO	BLK	ST	TP
vs. Michigan State (11.6)														
VERMONT (11.12)														
LOUISIANA (11.16)														
vs. Marquette (11.21)														
vs. Tennessee (11.23)														
STANFORD (12.1)														
WOFFORD (12.4)	1	0-0	---	0-0	---	0-0	---	0-0-0	1	0	0	0	0	0
NEW MEXICO STATE (12.8)														
VILLANOVA (12.15)														
SOUTH DAKOTA (12.18)	2	0-1	.000	0-0	---	0-0	---	1-0-1	0	0	0	0	0	0
at Arizona State (12.22)														
EASTERN MICHIGAN (12.29)														
OKLAHOMA (1.2)														
at Iowa State (1.5)														
TCU (1.9)														
at Baylor (1.12)														
TEXAS (1.14)														
at West Virginia (1.19)														
IOWA STATE (1.12)														
at Kentucky (1.26)														
at Texas (1.29)														
TEXAS TECH (2.2)														
at Kansas State (2.5)														
OKLAHOMA STATE (2.9)														
at TCU (2.11)														
WEST VIRGINIA (2.16)														
at Texas Tech (2.23)														
KANSAS STATE (2.25)														
at Oklahoma State (3.2)														
at Oklahoma (3.5)														
BAYLOR (3.9)														
TOTAL	3	0-1	.000	0-0	---	0-0	---	1-0-1	1	0	0	0	0	0

^ Starter

CAREER YEAR-BY-YEAR STATISTICS

SEASON	GP	GS	MIN	AVG	FG	FGA	PCT	3FG	3FGA	PCT	FT	FTA	PCT	OFF	DEF	TOT	AVG	PF	FO	AST	TO	BLK	STL	PTS	AVG
2018-19	2	0	3	1.5	0	1	.000	0	0	.000	0	0	.000	1	0	1	0.5	1	0	0	0	0	0	0	0.0
TOTAL	2	0	3	1.5	0	1	.000	0	0	.000	0	0	.000	1	0	1	0.5	1	0	0	0	0	0	0	0.0

SILVIO DE SOUSA

(deh-SOE-suh)

Freshman • Forward • 6-9 • 245 • Luanda, Angola • IMG Academy (Fla.)

LAST SEASON STATS

PPG	RPG	BPG	FG%	3FG%	FT%
4.0	3.7	0.2	68%	-	71%

LAST GAME VS. VILLANOVA (3.31.18)

MIN	PTS	REBS	ASTS	BLKS	STLS
10	7	7	0	0	0

2017-18: Averaged 4.8 points and 5.4 rebounds in the 2018 NCAA Tournament ... Tied season high with 26 minutes vs. Duke (3/25) with 10 rebounds and scoring four points ... Averaged 20.0 minutes, 10.0 ppg and 9.7 rpg in the Big 12 Championship ... Posted his first double-double (16 points, 10 rebounds) vs. West Virginia (3/10) in the Big 12 title game ... Pulled down six or more rebounds seven times, including his last three games in the NCAA Tournament ... Joined the team following graduation from IMG Academy in Bradenton, Florida, following the fall 2017 semester.



CAREER HONORS

CAREER HIGHS

Points	16	vs. West Virginia (3.10.18)
Field Goals	8	vs. West Virginia (3.10.18)
Field Goal Att.	8	vs. West Virginia (3.10.18)
3PT Field Goals	-	-
3PT Field Goal Att.	-	-
Free Throws	4	vs. Oklahoma (2.19.18)
Free Throw Att.	4	3x, last vs. Villanova (3.31.18)
Rebounds	11	vs. Kansas State (3.9.18)
Assists	1	4x, last vs. Duke (3.25.18)
Blocks	1	3x, last vs. Duke (3.25.18)
Steals	1	vs. West Virginia (3.10.18)
Minutes	26	vs. Duke (3.25.18) vs. West Virginia (3.10.18)

MISCELLANEOUS

	FR	SO	CAREER
Double-Doubles	1		1
10+ Points	2		2
20+ Points	-		-
5+ Rebounds	7		7
10+ Rebounds	3		3
3+ Assists	-		-
2+ Steals	-		-
2+ Blocks	-		-
Led Team in Pts.	-		-
Led Team in Rebs.	4		4
Led Team in Assists	-		-
Led Team in Steals	-		-
Led Team in Blocks	1		1

2018-19 GAME-BY-GAME

OPPONENT (Date)	MP	FG-A	PCT	3PT-A	PCT	FT-A	PCT	O-D-T	PF	A	TO	BLK	ST	TP
vs. Michigan State (11.6)														
VERMONT (11.12)														
LOUISIANA (11.16)														
vs. Marquette (11.21)														
vs. Tennessee (11.23)														
STANFORD (12.1)														
WOFFORD (12.4)														
NEW MEXICO STATE (12.8)														
VILLANOVA (12.15)														
SOUTH DAKOTA (12.18)														
at Arizona State (12.22)														
EASTERN MICHIGAN (12.29)														
OKLAHOMA (1.2)														
at Iowa State (1.5)														
TCU (1.9)														
at Baylor (1.12)														
TEXAS (1.14)														
at West Virginia (1.19)														
IOWA STATE (1.12)														
at Kentucky (1.26)														
at Texas (1.29)														
TEXAS TECH (2.2)														
at Kansas State (2.5)														
OKLAHOMA STATE (2.9)														
at TCU (2.11)														
WEST VIRGINIA (2.16)														
at Texas Tech (2.23)														
KANSAS STATE (2.25)														
at Oklahoma State (3.2)														
at Oklahoma (3.5)														
BAYLOR (3.9)														
TOTAL														

^ Starter

CAREER YEAR-BY-YEAR STATISTICS

SEASON	GP	GS	MIN	AVG	FG	FGA	PCT	3FG	3FGA	PCT	FT	FTA	PCT	OFF	DEF	TOT	AVG	PF	FO	AST	TO	BLK	STL	PTS	AVG
2017-18	20	0	175	8.8	32	47	.681	0	0	.000	15	21	.714	33	41	74	3.7	33	0	4	18	3	1	79	4.0
2018-19	0	0	0	0.0	0	0	.000	0	0	.000	0	0	.000	0	0	0	0.0	0	0	0	0	0	0	0	0.0
TOTAL	20	0	175	8.8	32	47	.681	0	0	.000	15	21	.714	33	41	74	3.7	33	0	4	18	3	1	79	4.0

LAGERALD VICK

Senior • Guard • 6-5 • 190 • Memphis, Tenn. • Douglass HS

SEASON STATS

PPG	RPG	APG	FG%	3FG%	FT%
15.5	4.1	1.9	48%	45%	70%

LAST GAME VS. OKLAHOMA (1.2.19)

MIN	PTS	REBS	ASTS	BLKS	STLS
25	12	4	1	1	3

Lone senior on the Kansas roster ... Made 13 3-pointers in his last six games in 2017-18 ... All-Big 12 Honorable Mention ... Had six 20-point efforts ... Recorded 12 games of six-plus rebounds in 2017-18 including eight boards vs. Clemson (3/23) ... Averaged 7.4 ppg and shot 37 percent from beyond the arc in 2016-17.



CAREER HONORS

- Big 12 Player of the Week (11.19, 12.3)
- NIT Season Tip-Off All-Tournament Team
- All-Big 12 Honorable Mention [2017-18]
- Academic All-Big 12 Rookie Team [2015-16]

CAREER HIGHS

Points	33	vs. Louisiana (11.16.18)
Field Goals	12	vs. Vermont (11.12.18)
	12	vs. Washington (12.6.17)
Field Goal Att.	23	vs. Washington (12.6.17)
3PT Field Goals	8	vs. Vermont (11.12.18)
3PT Field Goal Att.	12	vs. Louisiana (11.16.18)
Free Throws	8	vs. Villanova (12.15.18)
Free Throw Att.	10	vs. Villanova (12.15.18)
Rebounds	11	vs. Texas Southern (11.21.17)
Assists	7	3x, last vs. Washington (12.6.17)
Blocks	3	vs. Oakland (11.24.17)
Steals	3	6x, last vs. Oklahoma (1.2.19)
Minutes	43	2x, last vs. Stanford (12.1.18)

MISCELLANEOUS

	FR	SO	JR	SR	CAREER
Double-Doubles	0	0	1	-	1
10+ Points	0	7	24	9	40
20+ Points	0	1	6	4	11
30+ Points	0	0	0	2	2
5+ Rebounds	1	12	21	5	33
10+ Rebounds	0	0	1	-	1
3+ Assists	0	2	12	4	18
2+ 3PT Field Goals	0	7	17	9	33
2+ Steals	0	6	10	6	22
2+ Blocks	0	2	2	-	4
Led Team in Pts.	0	1	3	4	8
Led Team in Rebs.	0	1	4	1	6
Led Team in Assists	0	0	3	1	4
Led Team in Steals	0	5	6	4	15
Led Team in Blocks	0	6	6	1	13

2018-19 GAME-BY-GAME

OPPONENT (Date)	MP	FG-A	PCT	3PT-A	PCT	FT-A	PCT	O-D-T	PF	A	TO	BLK	ST	TP
^vs. Michigan State (11.6)	32	1-7	.143	0-4	.000	0-0	---	0-3-3	2	3	2	0	3	2
^VERMONT (11.12)	33	12-14	.857	8-8	1.000	0-0	---	1-2-3	2	1	2	0	1	32
^LOUISIANA (11.16)	40	11-18	.611	7-12	.583	4-5	.800	2-7-9	0	2	3	0	2	33
^vs. Marquette (11.21)	36	6-12	.500	3-5	.600	1-2	.500	0-2-2	2	0	2	0	1	16
^vs. Tennessee (11.23)	43	6-12	.500	3-7	.429	0-0	---	1-1-2	2	4	2	0	1	15
^STANFORD (12.1)	43	10-17	.588	7-11	.636	0-0	.000	1-4-5	3	1	3	0	1	27
WOFFORD (12.4)	22	0-3	.000	0-2	.000	0-0	---	0-2-2	0	0	2	0	1	0
NEW MEXICO STATE (12.8)	31	2-8	.250	1-3	.333	0-0	---	0-6-6	2	5	1	1	2	5
^VILLANOVA (12.15)	39	9-15	.600	3-8	.375	8-10	.800	0-7-7	2	1	3	0	0	29
^SOUTH DAKOTA (12.18)	33	5-12	.417	2-3	.667	0-0	---	2-3-5	2	2	3	1	3	12
^at Arizona State (12.22)	37	5-16	.313	3-11	.273	1-1	1.000	0-2-2	4	1	3	0	2	14
^EASTERN MICHIGAN (12.29)	29	2-7	.286	0-5	.000	0-1	.000	0-3-3	0	4	2	0	1	4
^OKLAHOMA (1.2)	25	5-12	.417	2-7	.286	0-1	.000	0-4-4	1	1	4	1	3	12
at Iowa State (1.5)														
TCU (1.9)														
at Baylor (1.12)														
TEXAS (1.14)														
at West Virginia (1.19)														
IOWA STATE (1.12)														
at Kentucky (1.26)														
at Texas (1.29)														
TEXAS TECH (2.2)														
at Kansas State (2.5)														
OKLAHOMA STATE (2.9)														
at TCU (2.11)														
WEST VIRGINIA (2.16)														
at Texas Tech (2.23)														
KANSAS STATE (2.25)														
at Oklahoma State (3.2)														
at Oklahoma (3.5)														
BAYLOR (3.9)														
TOTAL	443	74-153	.484	39-86	.453	14-20	.700	7-46-53	22	25	32	3	21	201

^ Starter

CAREER YEAR-BY-YEAR STATISTICS

SEASON	GP	GS	MIN	AVG	FG	FGA	PCT	3FG	3FGA	PCT	FT	FTA	PCT	OFF	DEF	TOT	AVG	PF	FO	AST	TO	BLK	STL	PTS	AVG
2015-16	19	0	91	4.8	14	25	.560	8	17	.471	3	6	.500	1	4	5	0.3	6	0	8	6	1	3	39	2.1
2016-17	36	6	878	24.4	97	219	.443	34	92	.370	38	46	.826	36	91	127	3.5	58	1	34	40	15	21	266	7.4
2017-18	39	35	1289	33.1	187	383	.488	59	158	.373	37	55	.673	37	150	187	4.8	74	0	83	64	13	34	470	12.1
2018-19	13	11	443	34.1	74	153	.484	39	86	.453	14	20	.700	7	46	53	4.1	22	0	25	32	3	21	201	15.5
TOTAL	107	52	2701	25.2	372	780	.477	140	353	.397	92	127	.724	81	291	372	3.5	160	1	150	142	32	79	976	9.1



OCHAI AGBAJI

(OH-chie uh-BAH-gee)

Freshman • Guard • 6-5 • 210 • Kansas City, Mo. • Oak Park HS

SEASON STATS

PPG	RPG	APG	FG%	3FG%	FT%
-	-	-	-	-	-

LAST GAME EXH VS. WASHBURN (11.18)

MIN	PTS	REBS	ASTS	BLKS	STLS
11	6	3	0	1	0

Was declared a redshirt for 2018-19 on Nov. 5 ... A Kansas City product who is very athletic and has a great shooting touch ... Verbally committed to Kansas in February 2018 ... Bill Self compares Agbaji to Kansas City Jayhawk Travis Releford who played in 138 career games and was a two-year starter while at KU.

CAREER HONORS

CAREER HIGHS

Points
Field Goals
Field Goal Att.
3PT Field Goals
3PT Field Goal Att.
Free Throws
Free Throw Att.
Rebounds
Assists
Blocks
Steals
Minutes

MISCELLANEOUS

FRESHMAN/CAREER

Double-Doubles
10+ Points
20+ Points
5+ Rebounds
10+ Rebounds
3+ Assists
3+ 3PT Field Goals
2+ Steals
2+ Blocks
Led Team in Pts.
Led Team in Rebs.
Led Team in Assists
Led Team in Steals
Led Team in Blocks

2018-19 GAME-BY-GAME

OPPONENT (Date)	MP	FG-A	PCT	3PT-A	PCT	FT-A	PCT	O-D-T	PF	A	TO	BLK	ST	TP
[^] EMPORIA STATE (Exh. 10.26)	12	3-3	1.000	2-2	1.000	0-0	.000	1-3-4	1	0	0	0	0	8
WASHBURN (Exh. 11.1)	11	2-2	1.000	1-1	1.000	1-2	.500	1-2-3	2	0	2	1	0	6
vs. Michigan State (11.6)														
VERMONT (11.12)														
LOUISIANA (11.16)														
vs. Marquette (11.21)														
vs. Tennessee (11.23)														
STANFORD (12.1)														
WOFFORD (12.4)														
NEW MEXICO STATE (12.8)														
VILLANOVA (12.15)														
SOUTH DAKOTA (12.18)														
at Arizona State (12.22)														
EASTERN MICHIGAN (12.29)														
OKLAHOMA (1.2)														
at Iowa State (1.5)														
TCU (1.9)														
at Baylor (1.12)														
TEXAS (1.14)														
at West Virginia (1.19)														
IOWA STATE (1.12)														
at Kentucky (1.26)														
at Texas (1.29)														
TEXAS TECH (2.2)														
at Kansas State (2.5)														
OKLAHOMA STATE (2.9)														
at TCU (2.11)														
WEST VIRGINIA (2.16)														
at Texas Tech (2.23)														
KANSAS STATE (2.25)														
at Oklahoma State (3.2)														
at Oklahoma (3.5)														
BAYLOR (3.9)														

TOTAL

^ Starter

CAREER YEAR-BY-YEAR STATISTICS

SEASON	GP	GS	MIN	AVG	FG	FGA	PCT	3FG	3FGA	PCT	FT	FTA	PCT	OFF	DEF	TOT	AVG	PF	FO	AST	TO	BLK	STL	PTS	AVG
2018-19	0	0	0	0.0	0	0	.000	0	0	.000	0	0	.000	0	0	0	0.0	0	0	0	0	0	0	0	0.0
TOTAL	0	0	0	0.0	0	0	.000	0	0	.000	0	0	.000	0	0	0	0.0	0	0	0	0	0	0	0	0.0



DAVID McCORMACK

Freshman • Forward • 6-10 • 265 • Norfolk, Va. • Oak Hill Academy

SEASON STATS

PPG	RPG	BPG	FG%	3FG%	FT%
2.6	2.5	0.5	52%	-	56%

LAST GAME VS. OKLAHOMA (1.2.19)

MIN	PTS	REBS	ASTS	BLKS	STLS
6	0	1	0	0	1

A 2018 McDonald's All-American who also represented the USA at the Nike Hoop Summit ... A big body who showed a lot of discipline in losing more than 50 pounds during high school ... Can play both power forward and center and can open up the middle with his outside shooting.

CAREER HONORS

CAREER HIGHS

Points	12	vs. South Dakota (12.18.18)
Field Goals	4	vs. South Dakota (12.18.18)
Field Goal Att.	7	vs. South Dakota (12.18.18)
3PT Field Goals	-	
3PT Field Goal Att.	-	
Free Throws	4	vs. South Dakota (12.18.18)
Free Throw Att.	4	vs. South Dakota (12.18.18) vs. Michigan State (11.6.18)
Rebounds	6	vs. South Dakota (12.18.18) vs. Louisiana (11.16.18)
Assists	1	vs. South Dakota (12.18.18) vs. Michigan State (11.6.18)
Blocks	2	vs. South Dakota (12.18.18)
Steals	1	vs. Oklahoma (1.2.19) vs. Eastern Michigan (12.29.18)
Minutes	17	vs. Eastern Michigan (12.29.18) vs. South Dakota (12.18.18)

MISCELLANEOUS

	FRESHMAN/CAREER
Double-Doubles	-
10+ Points	1
20+ Points	-
5+ Rebounds	3
10+ Rebounds	-
2+ Assists	-
1+ 3PT Field Goals	-
2+ Steals	-
2+ Blocks	1
Led Team in Pts.	-
Led Team in Rebs.	-
Led Team in Assists	-
Led Team in Steals	-
Led Team in Blocks	3

2018-19 GAME-BY-GAME

OPPONENT (Date)	MP	FG-A	PCT	3PT-A	PCT	FT-A	PCT	O-D-T	PF	A	TO	BLK	ST	TP
vs. Michigan State (11.6)	5	1-2	.500	0-0	---	1-4	.250	1-2-3	1	1	0	0	0	3
VERMONT (11.12)								DNP						
LOUISIANA (11.16)	10	1-4	.250	0-0	---	0-0	---	4-2-6	0	0	0	1	0	2
vs. Marquette (11.21)	2	1-1	1.000	0-0	---	0-0	---	0-0-0	0	0	0	0	0	2
vs. Tennessee (11.23)	4	0-0	---	0-0	---	0-0	---	0-1-1	1	0	2	0	0	0
STANFORD (12.1)	1	0-0	----	0-0	---	0-0	---	0-1-1	0	0	0	0	0	0
WOFFORD (12.4)	5	3-5	.600	0-0	---	0-0	---	0-3-3	0	0	0	0	0	6
NEW MEXICO STATE (12.8)	4	0-1	.000	0-0	---	0-0	---	0-0-0	0	0	0	1	0	0
VILLANOVA (12.15)	1	0-0	---	0-0	---	0-0	---	0-0-0	0	0	0	0	0	0
SOUTH DAKOTA (12.18)	17	4-7	.571	0-0	---	4-4	1.000	1-5-6	2	1	0	2	0	12
at Arizona State (12.22)	11	1-2	.500	0-0	---	0-0	---	2-2-4	2	0	0	1	0	2
EASTERN MICHIGAN (12.29)	17	2-2	1.000	0-0	---	0-1	.000	0-5-5	2	0	0	1	1	4
OKLAHOMA (1.2)	6	0-1	.000	0-0	---	0-0	---	1-0-1	1	0	1	0	1	0
at Iowa State (1.5)														
TCU (1.9)														
at Baylor (1.12)														
TEXAS (1.14)														
at West Virginia (1.19)														
IOWA STATE (1.12)														
at Kentucky (1.26)														
at Texas (1.29)														
TEXAS TECH (2.2)														
at Kansas State (2.5)														
OKLAHOMA STATE (2.9)														
at TCU (2.11)														
WEST VIRGINIA (2.16)														
at Texas Tech (2.23)														
KANSAS STATE (2.25)														
at Oklahoma State (3.2)														
at Oklahoma (3.5)														
BAYLOR (3.9)														
TOTAL	83	13-25	.520	0-0	---	5-9	.556	9-21-30	9	2	3	6	2	31

^ Starter

CAREER YEAR-BY-YEAR STATISTICS

SEASON	GP	GS	MIN	AVG	FG	FGA	PCT	3FG	3FGA	PCT	FT	FTA	PCT	OFF	DEF	TOT	AVG	PF	FO	AST	TO	BLK	STL	PTS	AVG
2018-19	12	0	83	6.9	13	25	.520	0	0	.000	5	9	.556	9	21	30	2.5	9	0	2	3	6	2	31	2.6
TOTAL	12	0	83	6.9	13	25	.520	0	0	.000	5	9	.556	9	21	30	2.5	9	0	2	3	6	2	31	2.6



UDOKA AZUBUIKE

(you-DOE-kuh az-uh-BOO-kee)

Junior • Center • 7-0 • 270 • Delta, Nigeria • Potter's House Christian Academy

SEASON STATS

PPG	RPG	BPG	FG%	3FG%	FT%
13.4	6.8	1.6	71%	-	34%

LAST GAME VS. OKLAHOMA (1.2.19)

MIN	PTS	REBS	ASTS	BLKS	STLS
23	8	9	0	2	0

Led NCAA Division I in field goal percentage at 77.0, which ranks second best for a season in NCAA history ... Posted his sixth double-double of the season with 14 points and 11 rebounds vs. Clemson (3/23) ... Had 11 games with nine or more rebounds ... Ranked seventh in the Big 12 in rebound average (7.0) and sixth in blocked shots (1.7) ... Posted seven 20-point games season in 2017-18 ... Played in 11 games with six starts as a freshman in 2016-17 before a season-ending wrist injury.

CAREER HONORS

Kareem Abdul-Jabbar Center of the Year Award Candidate (1 of 20)

Preseason All-Big 12 Honorable Mention

All-Big 12 Third Team [2017-18]

Academic All-Big 12 Second Team [2017-18]

CAREER HIGHS

Points	26	at Nebraska (12.16.17)
Field Goals	13	at Nebraska (12.16.17)
Field Goal Att.	17	vs. Vermont (11.12.18)
	17	at Nebraska (12.16.17)
3PT Field Goals	-	-
3PT Field Goal Att.	-	-
Free Throws	7	vs. West Virginia (2.17.18)
Free Throw Att.	11	vs. Baylor (1.20.18)
Rebounds	13	at Texas (12.29.17)
Assists	2	4x, last vs. Marquette (11.21.18)
Blocks	5	vs. Texas (2.26.18)
		vs. Kansas State (1.13.18)
Steals	3	vs. Oklahoma (2.19.18)
Minutes	34	3x, last vs. Vermont (11.12.18)

MISCELLANEOUS

	FR	SO	JR	CAREER
Double-Doubles	1	6	1	8
10+ Points	1	25	5	30
20+ Points	0	7	2	9
5+ Rebounds	4	30	5	39
10+ Rebounds	1	6	1	8
3+ Assists	0	0	-	0
2+ Steals	0	4	-	4
2+ Blocks	5	19	4	28
Led Team in Pts.	0	7	1	8
Led Team in Rebs.	3	20	2	25
Led Team in Assists	0	0	-	0
Led Team in Steals	0	1	-	1
Led Team in Blocks	6	22	5	33

2018-19 GAME-BY-GAME

OPPONENT (Date)	MP	FG-A	PCT	3PT-A	PCT	FT-A	PCT	O-D-T	PF	A	TO	BLK	ST	TP
^vs. Michigan State (11.6)	20	7-10	.700	0-0	---	3-7	.429	2-1-3	4	1	2	4	1	17
^VERMONT (11.12)	34	10-17	.588	0-0	---	3-6	.500	1-10-11	2	0	3	1	0	23
^LOUISIANA (11.16)	23	8-10	.800	0-0	---	1-4	.250	4-4-8	3	1	2	4	0	17
^vs. Marquette (11.21)	15	3-5	.600	0-0	---	0-3	.000	1-3-4	4	2	2	0	0	6
^vs. Tennessee (11.23)	17	4-6	.667	0-0	---	1-2	.500	1-3-4	5	0	4	1	1	9
^STANFORD (12.1)	28	9-11	.818	0-0	---	0-3	.000	3-6-9	4	1	2	0	1	18
^WOFFORD (12.4)	4	0-1	.000	0-0	---	0-0	---	2-2-4	0	0	0	0	0	0
NEW MEXICO STATE (12.8)								DNP -- INJURED						
VILLANOVA (12.15)								DNP -- INJURED						
SOUTH DAKOTA (12.18)								DNP -- INJURED						
at Arizona State (12.22)								DNP -- INJURED						
^EASTERN MICHIGAN (12.29)	20	10-13	.769	0-0	---	3-6	.500	3-6-9	2	0	2	2	1	23
^OKLAHOMA (1.2)	23	4-5	.800	0-0	---	0-1	.000	3-6-9	2	0	1	2	0	8
at Iowa State (1.5)														
TCU (1.9)														
at Baylor (1.12)														
TEXAS (1.14)														
at West Virginia (1.19)														
IOWA STATE (1.12)														
at Kentucky (1.26)														
at Texas (1.29)														
TEXAS TECH (2.2)														
at Kansas State (2.5)														
OKLAHOMA STATE (2.9)														
at TCU (2.11)														
WEST VIRGINIA (2.16)														
at Texas Tech (2.23)														
KANSAS STATE (2.25)														
at Oklahoma State (3.2)														
at Oklahoma (3.5)														
BAYLOR (3.9)														
TOTAL	184	55-78	.705	0-0	---	11-32	.344	20-41-61	26	5	18	14	4	121

^ Starter

CAREER YEAR-BY-YEAR STATISTICS

SEASON	GP	GS	MIN	AVG	FG	FGA	PCT	3FG	3FGA	PCT	FT	FTA	PCT	OFF	DEF	TOT	AVG	PF	FO	AST	TO	BLK	STL	PTS	AVG
2016-17	11	6	142	12.9	22	35	.629	0	0	.000	11	29	.379	13	35	48	4.4	31	0	2	15	18	2	55	5.0
2017-18	36	34	848	23.6	211	274	.770	0	0	.000	45	109	.413	87	165	252	7.0	108	4	24	63	60	20	467	13.0
2018-19	9	9	184	20.4	55	78	.705	0	0	.000	11	32	.344	20	41	61	6.8	26	1	5	18	14	4	121	13.4
TOTAL	56	49	1174	21.0	288	387	.744	0	0	.000	67	170	.394	120	241	361	6.4	165	5	31	96	92	26	643	11.5



MITCH LIGHTFOOT

Junior • Forward • 6-8 • 225 • Gilbert, Arizona • Gilbert Christian HS

SEASON STATS

PPG	RPG	BPG	FG%	3FG%	FT%
2.2	2.5	0.6	58%	0%	60%

LAST GAME VS. OKLAHOMA (1.2.19)

MIN	PTS	REBS	ASTS	BLKS	STLS
4	0	1	0	0	0

Started seven games in 2017-18 ... Pulled down a career-high 11 rebounds vs. Penn (3/18) with nine points ... Went 22-for-31 (71.0 percent) in his last 11 games ... Finished second on the team with 54 blocked shots ... Ranked eighth in the Big 12 with 1.5 blocked shots per game ... Led Kansas with 16 charges drawn ... Was born in Kansas City and moved to Arizona as a youth ... Played in 26 games as a freshman.

CAREER HONORS

CAREER HIGHS

Points	11	vs. Oakland (11.24.17)
Field Goals	4	4x, last vs. Kansas State (3.9.18)
Field Goal Att.	7	at West Virginia (1.15.18) vs. Texas Southern (11.21.17)
3PT Field Goals	2	vs. Tennessee St. (11.10.17)
3PT Field Goal Att.	3	vs. Texas Southern (11.21.17)
Free Throws	4	at Nebraska (12.16.17) vs. Oakland (11.24.17)
Free Throw Att.	4	4x, last vs. South Dakota (12.18.18)
Rebounds	11	vs. Penn (3.15.18)
Assists	2	vs. Eastern Michigan (12.29.18) at Baylor (2.10.18)
Blocks	6	at TCU (1.6.18)
Steals	2	at Iowa State (2.13.18)
Minutes	27	vs. Penn (3.15.18)

MISCELLANEOUS

	FR	SO	JR	CAREER
Double-Doubles	0	0	-	0
10+ Points	0	2	-	2
20+ Points	0	0	-	0
5+ Rebounds	1	10	3	14
10+ Rebounds	0	1	-	1
2+ Assists	0	1	1	2
2+ 3PT Field Goals	0	1	-	1
2+ Steals	0	1	-	1
2+ Blocks	3	13	-	16
Led Team in Pts.	0	0	-	0
Led Team in Rebs.	0	2	-	2
Led Team in Assists	0	0	-	0
Led Team in Steals	0	1	-	1
Led Team in Blocks	6	19	5	30

2018-19 GAME-BY-GAME

OPPONENT (Date)	MP	FG-A	PCT	3PT-A	PCT	FT-A	PCT	O-D-T	PF	A	TO	BLK	ST	TP
vs. Michigan State (11.6)	6	2-2	1.000	0-0	---	0-0	---	1-0-1	3	0	0	1	0	4
VERMONT (11.12)	6	0-1	.000	0-1	.000	1-2	.500	0-1-1	1	1	0	1	0	1
LOUISIANA (11.16)	2	0-0	---	0-0	---	0-0	---	0-0-0	1	0	1	0	0	0
vs. Marquette (11.21)	13	1-1	1.000	0-0	---	1-1	1.000	1-1-2	0	1	0	1	0	3
vs. Tennessee (11.23)	8	0-0	---	0-0	---	0-0	---	0-3-3	0	0	0	1	0	0
STANFORD (12.1)	5	0-1	.000	0-0	---	0-0	---	1-0-1	0	0	0	0	0	0
WOFFORD (12.4)	6	0-0	---	0-0	---	0-0	---	1-1-2	0	0	1	0	0	0
NEW MEXICO STATE (12.8)	18	3-6	.500	0-1	.000	1-2	.500	2-4-6	3	1	1	1	0	7
VILLANOVA (12.15)	14	1-1	1.000	0-0	---	0-1	.000	0-2-2	1	0	1	1	0	2
SOUTH DAKOTA (12.18)	14	2-3	.667	0-1	.000	3-4	.750	3-3-6	1	1	0	1	0	7
at Arizona State (12.22)	8	0-1	.000	0-0	---	0-0	---	1-1-2	2	0	1	1	0	0
EASTERN MICHIGAN (12.29)	11	2-3	.667	0-0	---	0-0	---	1-5-6	4	2	0	0	0	4
OKLAHOMA (1.2)	4	0-0	---	0-0	---	0-0	---	1-0-1	0	0	0	0	0	0
at Iowa State (1.5)														
TCU (1.9)														
at Baylor (1.12)														
TEXAS (1.14)														
at West Virginia (1.19)														
IOWA STATE (1.12)														
at Kentucky (1.26)														
at Texas (1.29)														
TEXAS TECH (2.2)														
at Kansas State (2.5)														
OKLAHOMA STATE (2.9)														
at TCU (2.11)														
WEST VIRGINIA (2.16)														
at Texas Tech (2.23)														
KANSAS STATE (2.25)														
at Oklahoma State (3.2)														
at Oklahoma (3.5)														
BAYLOR (3.9)														
TOTAL	115	11-19	.579	0-3	.000	6-10	.600	12-21-33	16	6	5	8	0	28

^ Starter

CAREER YEAR-BY-YEAR STATISTICS

SEASON	GP	GS	MIN	AVG	FG	FGA	PCT	3FG	3FGA	PCT	FT	FTA	PCT	OFF	DEF	TOT	AVG	PF	FO	AST	TO	BLK	STL	PTS	AVG
2016-17	26	0	102	3.9	10	18	.556	2	3	.667	2	12	.167	9	16	25	1.0	17	0	1	7	11	2	24	0.9
2017-18	38	7	531	14.0	60	105	.571	6	17	.353	18	25	.720	48	68	116	3.1	83	3	10	29	54	10	144	3.8
2018-19	13	0	115	8.8	11	19	.579	0	3	.000	6	10	.600	12	21	33	2.5	16	0	6	5	8	0	28	2.2
TOTAL	77	7	748	9.7	81	142	.570	8	23	.348	26	47	.553	69	105	174	2.3	116	3	17	41	73	12	196	2.5

GAME-BY-GAME COMPARISONS

Opponent	1st	2nd	Score	Mar	Total FG	FG Pct	3-Pointers	3FG Pct	Free Throws	FT Pct	Rebounds	Mar	Assist	TOver	Block	Steal	Fouls
vs. Michigan State (11/6)	50/36	42/51	92-87	+5	31-69/26-59	.449/.441	10-23/12-23	.435/.522	20-33/23-35	.606/.657	42/40	+2	21/19	11/18	7/7	10/5	28/25
VERMONT (11/12)	40/36	44/32	84-68	+16	33-63/23-56	.524/.411	12-19/9-26	.632/.346	6-10/13-17	.600/.765	38/28	+10	19/11	13/12	2/2	7/3	18/13
LOUISIANA (11/16)	44/41	45/35	89-76	+13	32-65/27-63	.492/.429	8-22/12-36	.364/.333	17-26/10-12	.654/.833	45/32	+13	20/16	16/15	5/0	6/10	14/20
vs. Marquette (11/21)	38/47	39/21	77-68	+9	28-58/25-60	.483/.417	5-10/14-31	.500/.452	16-24/4-5	.667/.800	38/31	+7	10/17	8/13	5/7	6/2	15/22
vs. Tennessee (11/23)	31/33	38/36	87-81	+6	30-60/31-75	.500/.413	5-17/7-27	.294/.259	22-34/12-17	.647/.706	43/40	+3	13/19	16/14	2/4	6/5	18/25
STANFORD (12/1)	29/35	46/40	90-84	+6	32-64/28-63	.500/.444	7-16/12-34	.438/.353	19-27/16-19	.704/.842	37/36	+1	12/13	11/18	0/6	10/3	20/22
WOFFORD (12/4)	29/26	43/21	72-47	+25	31-63/17-65	.492/.262	3-23/5-26	.130/.192	7-10/8-10	.700/.800	36/45	(9)	11/5	7/18	5/3	9/1	11/14
NEW MEXICO ST. (12/8)	26/28	37/32	63-60	+3	25-58/25-55	.431/.455	7-21/7-26	.333/.269	6-12/3-10	.500/.300	36/37	(1)	15/20	13/16	4/4	7/6	15/15
VILLANOVA (12/15)	33/31	41/40	74-71	+3	23-46/24-59	.500/.407	5-15/8-28	.333/.286	23-30/15-19	.767/.789	35/26	+9	9/8	14/9	2/2	4/5	19/21
SOUTH DAKOTA (12/18)	37/27	52/26	89-53	+36	34-66/22-58	.515/.379	9-23/3-13	.391/.231	12-15/6-13	.800/.462	42/31	+11	19/14	12/17	5/2	11/8	16/15
at Arizona State (12/22)	39/31	37/49	76-80	(4)	27-65/26-63	.415/.413	7-28/8-21	.250/.381	15-16/20-32	.938/.625	40/41	(1)	13/13	16/11	5/5	6/9	22/12
Eastern Michigan (12/29)	46/25	41/38	87-63	+24	31-56/21-70	.554/.300	7-21/6-32	.333/.188	18-26/15-23	.692/.652	42/42	-	25/7	17/16	4/1	7/9	20/23
OKLAHOMA (1/2)	40/25	30/38	70-63	+7	26-63/25-62	.413/.403	4-21/5-22	.190/.227	14-22/8-13	.636/.615	42/40	+2	10/9	14/17	6/2	11/5	17/17
at Iowa State (1/5)																	
TCU (1/9)																	
at Baylor (1/12)																	
TEXAS (1/14)																	
at West Virginia (1/19)																	
IOWA STATE (1/21)																	
at Kentucky (1/26)																	
at Texas (1/29)																	
TEXAS TECH (2/2)																	
at Kansas State (2/5)																	
OKLAHOMA STATE (2/9)																	
at TCU (2/11)																	
WEST VIRGINIA (2/16)																	
at Texas Tech (2/23)																	
KANSAS STATE (2/25)																	
at Oklahoma State (3/2)																	
at Oklahoma (3/5)																	
BAYLOR (3/9)																	

Note: Game totals are displayed in the format KANSAS/OPPONENT for each category

SPECIALTY SCORING STATS

Opponent	PAINT			OFF TURNOVERS			2ND CHANCE			FAST BREAK			BENCH		
	KU	OPP	MARGIN	KU	OPP	MARGIN	KU	OPP	MARGIN	KU	OPP	MARGIN	KU	OPP	MARGIN
vs. Michigan State (11/6)	40	24	+16	20	11	+9	12	11	+1	24	26	(2)	16	18	(2)
VERMONT (11/12)	32	16	+16	18	9	+9	16	5	+11	11	5	+6	12	11	+1
LOUISIANA (11/16)	44	24	+20	17	23	(6)	20	4	+16	7	23	-16	10	7	+3
vs. Marquette (11/21)	40	16	+24	15	5	+10	11	6	+5	8	0	+8	16	10	+6
vs. Tennessee (11/23)	48	40	+8	14	16	(2)	11	9	+2	12	0	+12	17	12	+5
STANFORD (12/1)	46	32	+14	22	9	+13	20	9	+11	5	2	+3	9	14	(5)
WOFFORD (12/4)	46	16	+30	25	5	+20	7	12	(5)	17	3	+14	15	14	+1
NEW MEXICO ST. (12/8)	32	36	(4)	29	16	+13	14	12	+2	6	5	+1	15	19	(4)
VILLANOVA (12/15)	24	30	(6)	10	9	+1	10	12	(2)	5	2	+3	4	0	+4
SOUTH DAKOTA (12/18)	38	32	+6	19	11	+8	10	5	+5	17	2	+15	40	30	+10
at Arizona State (12/22)	38	26	+12	10	13	(3)	6	11	(5)	10	7	+3	5	26	(21)
Eastern Michigan (12/29)	46	20	+26	20	17	+3	12	7	+5	16	9	+7	21	30	(9)
OKLAHOMA (1/2)	40	32	+8	22	14	+8	13	6	+7	12	6	+6	7	7	-
at Iowa State (1/5)															
TCU (1/9)															
at Baylor (1/12)															
TEXAS (1/14)															
at West Virginia (1/19)															
IOWA STATE (1/21)															
at Kentucky (1/26)															
at Texas (1/29)															
TEXAS TECH (2/2)															
at Kansas State (2/5)															
OKLAHOMA STATE (2/9)															
at TCU (2/11)															
WEST VIRGINIA (2/16)															
at Texas Tech (2/23)															
KANSAS STATE (2/25)															
at Oklahoma State (3/2)															
at Oklahoma (3/5)															
BAYLOR (3/9)															
AVG/GM - OVERALL	39.5	26.5	+13.1	18.5	12.2	+6.4	12.5	8.4	+4.1	11.5	6.9	+4.6	14.4	15.2	-0.8
AVG/GM - BIG 12 ONLY	40.0	32.0	8.0	22.0	14.0	8.0	13.0	6.0	7.0	12.0	6.0	6.0	7.0	7.0	0.0

INDIVIDUAL LEADERS GAME-BY-GAME

OPPONENT	SCORE	W/L	POINTS	REBOUNDS	ASSISTS	STEALS	BLOCKS
vs. Michigan State (11/6)	92-87	W	21-Quentin Grimes	14-Dedric Lawson	6-Dedric Lawson	3-Lagerald Vick Devon Dotson	4-Udoka Azubuike
VERMONT (11/12)	84-68	W	32-Lagerald Vick	11-Udoka Azubuike	10-Quentin Grimes	2-Devon Dotson Marcus Garrett	1-Mitch Lightfoot Udoka Azubuike
LOUISIANA (11/16)	89-76	W	33-Lagerald Vick	9-Lagerald Vick	5-Marcus Garrett	2-Lagerald Vick	4-Udoka Azubuike
vs. Marquette (11/21)	77-68	W	26-Dedric Lawson	12-Dedric Lawson	4-Devon Dotson	3-Devon Dotson	2-Marcus Garrett Dedric Lawson
vs. Tennessee (11/23)	87-81	WOT	24-Dedric Lawson	13-Dedric Lawson	5-Dedric Lawson	2-K.J. Lawson	1-Mitch Lightfoot Udoka Azubuike
STANFORD (12/1)	90-84	WOT	27-Lagerald Vick	15-Dedric Lawson	4-Devon Dotson	4-Marcus Garrett	-
WOFFORD (12/4)	72-47	W	20-Dedric Lawson	8-Dedric Lawson	3-Three Tied	3-Devon Dotson	3-Dedric Lawson
NEW MEXICO STATE (12/8)	63-60	W	20-Dedric Lawson	10-Dedric Lawson	5-Lagerald Vick	3-Charlie Moore	1-Four Tied
VILLANOVA (12/15)	74-71	W	29-Lagerald Vick	12-Dedric Lawson	3-Marcus Garrett	4-Marcus Garrett	1-Marcus Garrett Mitch Lightfoot
SOUTH DAKOTA (12/18)	89-53	W	18-Charlie Moore	14-Dedric Lawson	6-Devon Dotson	3-Three Tied	2-David McCormack
at Arizona State (12/22)	76-80	L	30-Dedric Lawson	14-Dedric Lawson	5-Devon Dotson	2-Charlie Moore Lagerald Vick	1-Five Tied
EASTERN MICHIGAN (12/29)	87-63	W	23-Udoka Azubuike	9-Udoka Azubuike	5-Dedric Lawson	3-Devon Dotson	2-Udoka Azubuike
OKLAHOMA (1/2)	70-63	W	16-Devon Dotson	15-Dedric Lawson	5-Marcus Garrett	4-Devon Dotson	3-Dedric Lawson
at Iowa State (1/5)							
TCU (1/9)							
at Baylor (1/12)							
TEXAS (1/14)							
at West Virginia (1/19)							
IOWA STATE (1/21)							
at Kentucky (1/26)							
at Texas (1/29)							
TEXAS TECH (2/2)							
at Kansas State (2/5)							
OKLAHOMA STATE (2/9)							
at TCU (2/11)							
WEST VIRGINIA (2/16)							
at Texas Tech (2/23)							
KANSAS STATE (2/25)							
at Oklahoma State (3/2)							
at Oklahoma (3/5)							
BAYLOR (3/9)							

INDIVIDUAL SUPERLATIVES

CATEGORY	KANSAS	OPPONENT
Points Scored	33 by Lagerald Vick vs. Louisiana (11-16-18)	29 by Phil Booth of Villanova (12-15-18)
Total Field Goals	12 by Dedric Lawson at Arizona State (12-22-18) 12 by Lagerald Vick vs. Vermont (11-12-18)	11 by Phil Booth of Villanova (12-15-18)
Total FGs Attempted	18 by Lagerald Vick vs. Louisiana (11-16-18) 18 by Dedric Lawson vs. Michigan State (11-6-18)	23 by Markus Howard of Marquette (11-21-18)
Highest FG% (5 made)	85.7 (12-14) by Lagerald Vick vs. Vermont (11-12-18)	70.0 (7-10) by Ivan Aurrecoechea of New Mexico State (12-8-18)
Highest FG% (10 made)	85.7 (12-14) by Lagerald Vick vs. Vermont (11-12-18)	58.8 (10-17) by Stanley Umude of South Dakota (12-18-18)
3-Point Field Goals	8 by Lagerald Vick vs. Vermont (11-12-18)	6 by Sam Hauser of Marquette (11-21-18)
3-Pt. FGs Attempted	12 by Lagerald Vick vs. Louisiana (11-16-18)	13 by Sam Hauser of Marquette (11-21-18)
3-Point FG% (min. 3 made)	100.0 (8-8) by Lagerald Vick vs. Vermont (11-12-18)	71.4 (5-7) by Isaac White of Stanford (12-1-18)
Free Throws	10 by Dedric Lawson vs. Stanford (12-1-18) 10 by Dedric Lawson vs. Michigan State (11-6-18)	7 by Eric Paschall of Villanova (12-15-18)
Free Throws Attempted	12 by Dedric Lawson vs. Michigan State (11-6-18)	10 by Nick Ward of Michigan State (11-6-18)
Free Throw % (min. 5 made)	100.0 (6-6) by Quentin Grimes vs. Eastern Michigan (12-29-18) 100.0 (5-5) by Dedric Lawson at Arizona State (12-22-18)	100.0, 3x, last (5-5) by Fletcher Magee of Wofford (12-4-18)
Offensive Rebounds	5 by Dedric Lawson vs. New Mexico State (12-8-18) 5 by Dedric Lawson vs. Tennessee (11-23-18)	8 by Cameron Jackson of Wofford (12-4-18)
Defensive Rebounds	12 by Dedric Lawson at Arizona State (12-22-18) 12 by Dedric Lawson vs. South Dakota (12-18-18)	12 by Christian James of Oklahoma (1-2-19)
Total Rebounds	15 by Dedric Lawson vs. Oklahoma (1-2-19) 15 by Dedric Lawson vs. Stanford (12-1-18)	14 by James Thompson IV of Eastern Michigan (12-29-18)
Assists	10 by Quentin Grimes vs. Vermont (11-12-18)	11 by Cassius Winston of Michigan State (11-6-18)
Turnovers	5 by Devon Dotson at Arizona State (12-22-18) 5 by Dedric Lawson vs. Louisiana (11-16-18)	6 by Cameron Jackson of Wofford (12-4-18)
Blocked Shots	4 by Udoka Azubuike vs. Louisiana (11-16-18) 4 by Udoka Azubuike vs. Michigan State (11-6-18)	5 by Theo John of Marquette (11-21-18)
Steals	4, 3x, last by Devon Dotson vs. Oklahoma (1-2-19)	4 by Taeshon Cherry of Arizona State (12-22-18) 4 by Marcus Stroman of Louisiana (11-16-18)
Minutes Played (including OT)	43, 3x, last by Lagerald Vick & Devon Dotson vs. Stanford (12-1-18)	44 by Daejon Davis of Stanford (12-1-18)

TEAM SUPERLATIVES

KANSAS HIGH	KANSAS LOW	CATEGORY	OPPONENT HIGH	OPPONENT LOW
92 vs. Michigan State (11-6-18)	63 vs. New Mexico State (12-8-18)	Points	87 by Michigan State (11-6-18)	47 by Wofford (12-4-18)
52 (2nd) vs. South Dakota (12-18-18)	26 (1st) vs. New Mexico State (12-8-18)	Points/Half	51 (2nd) by Michigan State (11-6-18)	21 (2nd) by Wofford (12-4-18) 21 (2nd) by Marquette (11-21-18)
18 vs. Tennessee (11-23-18)	15 vs. Stanford (12-1-18)	Points/OT	12 by Tennessee (11-23-18)	9 by Stanford (12-1-18)
34 vs. South Dakota (12-18-18)	23 vs. Villanova (12-15-18)	Field Goals	31 by Tennessee (11-23-18)	17 by Wofford (12-4-18)
69 vs. Michigan State (11-6-18)	46 vs. Villanova (12-15-18)	Field Goal Attempts	75 by Tennessee (11-23-18)	55 by New Mexico State (12-8-18)
55.4 (31-56) vs. Eastern Michigan (12-29-18)	41.5 (27-65) at Arizona State (12-22-18)	Field Goal Percentage	45.5 (25-55) by New Mexico State (12-8-18)	26.2 (17-65) by Wofford (12-4-18)
12 vs. Vermont (11-12-18)	3 vs. Wofford (12-4-18)	3-Point Field Goals	14 by Marquette (11-21-18)	3 by South Dakota (12-18-18)
28 at Arizona State (12-22-18)	10 vs. Marquette (11-21-18)	3-Point Field Goal Attempts	36 by Louisiana (11-16-18)	13 by South Dakota (12-18-18)
63.2 (12-19) vs. Vermont (11-12-18)	13.0 (3-23) vs. Wofford (12-4-18)	3-Point Field Goal Percentage	52.2 (12-23) by Michigan State (11-6-18)	18.8 (6-32) by Eastern Michigan (12-29-18)
23 vs. Villanova (12-15-18)	6 vs. New Mexico State (12-8-18) 6 vs. Vermont (11-12-18)	Free Throws Made	23 by Michigan State (11-6-18)	3 by New Mexico State (12-8-18)
34 vs. Tennessee (11-23-18)	10 vs. Wofford (12-4-18) 10 vs. Vermont (11-12-18)	Free Throw Attempts	35 by Michigan State (11-6-18)	5 by Marquette (11-21-18)
93.8 (15-16) at Arizona State (12-22-18)	50.0 (6-12) vs. New Mexico State (12-8-18)	Free Throw Percentage	84.2 (16-19) by Stanford (12-1-18)	30.0 (3-10) by New Mexico State (12-8-18)
16 vs. Louisiana (11-16-18)	6 vs. Wofford (12-4-18)	Offensive Rebounds	19 by Eastern Michigan (12-29-18) 19 by Wofford (12-4-18)	5 by Vermont (11-12-18)
33 vs. Eastern Michigan (12-29-18)	23 vs. New Mexico State (12-8-18)	Defensive Rebounds	33 by Michigan State (11-6-18)	16 by Villanova (12-15-18)
45 vs. Louisiana (11-16-18)	35 vs. Villanova (12-15-18)	Rebounds	45 by Wofford (12-4-18)	26 by Villanova (12-15-18)
28 vs. Michigan State (11-6-18)	11 vs. Wofford (12-4-18)	Fouls	25 by Tennessee (11-23-18) 25 by Michigan State (11-6-18)	12 by Arizona State (12-22-18)
1, 2x, last vs. Stanford (12-1-18)	0, 11x, last vs. Oklahoma (1-2-19)	DQs	1, 7x, last by Oklahoma (1-2-19)	0, 5x, last by Eastern Michigan (12-29-18)
25 vs. Eastern Michigan (12-29-18)	9 vs. Villanova (12-15-18)	Assists	20 by New Mexico State (12-8-18)	5 by Wofford (12-4-18)
17 vs. Eastern Michigan (12-29-18)	7 vs. Wofford (12-4-18)	Turnovers	18, 3x, last by Wofford (12-4-18)	9 by Villanova (12-15-18)
7 vs. Michigan State (11-6-18)	0 vs. Stanford (12-1-18)	Blocked Shots	7 by Marquette (11-21-18) 7 by Michigan State (11-6-18)	0 by Louisiana (11-16-18)
11 vs. Oklahoma (1-2-19) 11 vs. South Dakota (12-18-18)	4 vs. Villanova (12-15-18)	Steals	10 by Louisiana (11-16-18)	1 by Wofford (12-4-18)

LEAD/DEFICIT BREAKDOWN GAME-BY-GAME

Opponent	FIRST HALF SCORE			SECOND HALF SCORE			FINAL SCORE			LARGEST		TIMES TIED	LEAD CHANGES	TIME LED	
	KU	OPP	MARGIN	KU	OPP	MARGIN	KU	OPP	MARGIN	LEAD	DEFICIT			MIN.	%
vs. Michigan State (11/6)	50	36	+14	42	51	(9)	92	87	+5	17	2	2	5	37:49	94.5%
VERMONT (11/12)	40	36	+4	44	32	+12	84	68	+16	18	8	1	6	23:58	59.9%
LOUISIANA (11/16)	44	41	+3	45	35	+10	89	76	+13	15	12	5	4	27:53	69.7%
vs. Marquette (11/21)	38	47	(9)	39	21	+18	77	68	+9	14	12	2	5	21:42	54.3%
vs. Tennessee (11/23)	31	33	(2)	38	36	+2	87	81	+6	7	9	7	12	22:37	50.3%
STANFORD (12/1)	29	35	(6)	46	40	+6	90	84	+6	8	12	10	15	15:58	35.5%
WOFFORD (12/4)	29	26	+3	43	21	+22	72	47	+25	29	3	2	7	32:36	81.5%
NEW MEXICO STATE (12/8)	26	28	(2)	37	32	+5	63	60	+3	10	7	8	4	19:33	48.9%
VILLANOVA (12/15)	33	31	+2	41	40	+1	74	71	+3	9	5	8	8	28:36	71.5%
SOUTH DAKOTA (12/18)	37	27	+10	52	26	+26	89	53	+36	37	-	0	0	39:39	99.1%
at Arizona State (12/22)	39	31	+8	37	49	(12)	76	80	(4)	12	4	1	1	37:19	93.3%
EASTERN MICHIGAN (12/29)	46	25	+21	41	38	+3	87	63	+24	25	3	2	4	37:55	94.8%
OKLAHOMA (1/2)	40	25	+15	30	38	(8)	70	63	+7	15	7	0	1	31:37	79.0%
at Iowa State (1/5)															
TCU (1/9)															
at Baylor (1/12)															
TEXAS (1/14)															
at West Virginia (1/19)															
IOWA STATE (1/21)															
at Kentucky (1/26)															
at Texas (1/29)															
TEXAS TECH (2/2)															
at Kansas State (2/5)															
OKLAHOMA STATE (2/9)															
at TCU (2/11)															
WEST VIRGINIA (2/16)															
at Texas Tech (2/23)															
KANSAS STATE (2/25)															
at Oklahoma State (3/2)															
at Oklahoma (3/5)															
BAYLOR (3/9)															
AVG/GM	37.1	32.4	+4.7	41.2	35.3	+5.8	80.8	69.3	+11.5	16.6	7.0	3.7	5.5	28:48	71.9%
AVG/GM - BIG 12 ONLY	40.0	25.0	+15.0	30.0	38.0	-8.0	70.0	63.0	+7.0	15.0	7.0	0.0	1.0	31:37	79.0%

KANSAS' RECORD WHEN...

	2018-19	Bill Self era
Leading At Half	8-1	376-29
Trailing At Half	4-0	68-65
Tied At Half	0-0	15-3
Leading With 5:00 Remaining in Regulation	10-1	421-16
Trailing With 5:00 Remaining in Regulation	1-0	33-78
Tied With 5:00 Remaining in Regulation	1-0	5-3
In Overtime	2-0	22-9
Kansas Outrebounds Opponent	9-0	343-39
Kansas Is Outrebounded	2-1	96-51
Kansas Is Tied in Rebounds	1-0	20-7
Kansas Commits More Turnovers	5-1	179-64
Opponent Commits More Turnovers	7-0	248-29
Kansas Is Tied in Turnovers	0-0	33-4
Kansas Has More Free Throw Attempts	9-0	300-29
Opponent Has More Free Throw Attempts	2-1	140-66
Kansas is Tied in Free Throw Attempts	1-0	19-2
Kansas Shoots 50% or Better	6-0	244-9
Kansas Shoots Less Than 50%	6-1	215-88
Opponent Shoots 50% or Better	0-0	7-23
Opponent Shoots Less Than 50%	12-1	452-74
Kansas Shoots Better Than Opponent	11-1	428-35
Opponent Shoots Better Than Kansas	1-0	31-60
Kansas and Opponent Tied in FG%	0-0	0-2
Kansas Bench Outscores Opponent Bench	7-0	292-35
Opponent Bench Outscores Kansas Bench	4-1	158-59
Kansas is Tied in Bench Points	1-0	9-3
Kansas Scores Between 0-59	0-0	9-16
Kansas Scores Between 60-69	1-0	67-49
Kansas Scores Between 70-79	4-1	142-19
Kansas Scores Between 80-89	5-0	152-12
Kansas Scores Between 90-99	2-0	64-1
Kansas Scores 100 or More	0-0	25-0
Opponent Scores Between 0-59	2-0	164-1
Opponent Scores Between 60-69	5-0	176-28
Opponent Scores Between 70-79	2-0	86-32
Opponent Scores Between 80-89	3-1	30-30
Opponent Scores 90 or More	0-0	3-6
On Mondays	1-0	65-16
On Tuesdays	3-0	54-14
On Wednesdays	2-0	64-6
On Thursdays	0-0	29-4
On Fridays	2-0	55-8
On Saturdays	4-1	160-39
On Sundays	0-0	32-10
In November	5-0	76-11
In December	6-1	89-14
In January	1-0	111-19
In February	0-0	94-25
In March	0-0	87-27
In April	0-0	2-1
On CBS	0-0	53-20
On CBS Sports Network	0-0	2-0
On ESPN	3-0	128-43
On ESPN2	5-1	83-13
On ESPNU	0-0	37-5
On Jayhawk TV	4-0	89-3
On Big 12 Network TV	0-0	41-6
On AXS	0-0	1-0
On TBS/TNT/TruTV	0-0	12-3
On NBCSports Network	0-0	1-1
On FSI	0-0	2-0
On Fox Sports Net	0-0	4-1
On ABC	0-0	6-2

MISCELLANEOUS STREAKS

Kansas' All-Time Record	2,260-850
Consecutive games with a 3-point field goal	129
Consecutive games opponent under 100 points	85
Number of 100-point games in Kansas history	116
Number of 100-point games in Bill Self era	25
KU's All-Time Overtime Record	69-57
KU's last OT game	12/1/2018 (Kansas 90, Stanford 84 [OT])
Consecutive Allen Fieldhouse Sellouts	283

ATTENDANCE	G	TOTAL	AVERAGE
Home (Allen Fieldhouse)	8	130,400	16,300
Home (Sprint Center)	1	15,210	15,210
Away	1	14,592	14,592
Neutral	3	29,379	9,793
Total	13	189,581	14,583

MISCELLANEOUS STATS

STARTING LINEUPS (4)

(W-L)	1	2	3	4	5
8-0	D. Lawson	Grimes	Dotson	Vick	Azubuike
2-1	D. Lawson	Grimes	Dotson	Vick	Garrett
1-0	D. Lawson	Grimes	Dotson	Garrett	Azubuike
1-0	D. Lawson	Grimes	Dotson	Garrett	Moore

WIN/LOSS MARGIN

	1	2	3	4	5	6	7	8	9	10	11-15	16-29	30+
Wins	-	-	2	-	1	2	1	-	1	-	1	3	1
Losses	-	-	-	1	-	-	-	-	-	-	-	-	-

VIOLATIONS/TECHNICAL FOULS

	3-Seconds	5-Seconds	10-Seconds	Shot Clock Exp.	Lane Viol.	Technical	Goaltending
Kansas	1	-	-	-	2	1	1
Opponent	-	1	-	5	2	-	2

LEADS AND DEFICITS

KU's Biggest Halftime Lead	21 (46-25) vs. Eastern Michigan (12-29-18)
KU's Biggest Halftime Lead Blown	8 (39-31) at Arizona State (12-22-18)
KU's Biggest Halftime Deficit	9 (38-47) vs. Marquette (11-21-18)
KU's Biggest Halftime Deficit Erased	9 (38-47) vs. Marquette (11-21-18)
KU's Biggest Overall Lead	37 (87-50) vs. South Dakota (12-18-18)
KU's Biggest Win Total	36 (89-53) vs. South Dakota (12-18-18)
KU's Biggest Loss Total	4 (80-76) at Arizona State (12-22-18)
KU's Biggest Lead Blown	12 (39-27) at Arizona State (12-22-18)
KU's Biggest Overall Deficit	12 (43-31) vs. Stanford (12-1-18)
	12 (30-42) vs. Marquette (11-21-18)
	12 (20-32) vs. Louisiana (11-16-18)
KU's Biggest Deficit Overcome	12 (43-31) vs. Stanford (12-1-18)
	12 (30-42) vs. Marquette (11-21-18)
	12 (20-32) vs. Louisiana (11-16-18)

JUMP BALLS CONTROLLED (INCLUDES OT)

Kansas	10
Opponents	5

HOW KU SCORED FIRST POINTS

3-Pointer	7
Lay-Up	2
Jump Shot	4
Alley-Oop	-
Free Throw	-
Dunk	-
Follow	-

BENCH POINTS

Kansas	187 (14.4)
Opponents	198 (15.2)

WHO SCORED KU'S FIRST POINTS

Lagerald Vick	7
Devon Dotson	2
Quentin Grimes	2
Udoka Azubuike	1
Charlie Moore	1

20-PLUS POINT GAMES

Dedric Lawson	8
Lagerald Vick	4
Udoka Azubuike	2
Quentin Grimes	1

FIRST PLAYER OFF THE BENCH (sometimes multiple players)

Mitch Lightfoot	9
Charlie Moore	6
Marcus Garrett	3
David McCormack	1
Lagerald Vick	1

DOUBLE-FIGURE SCORING

Dedric Lawson	11
Lagerald Vick	9
Quentin Grimes	9
Udoka Azubuike	5
Quentin Grimes	5
Marcus Garrett	2
David McCormack	1
Charlie Moore	1

DOUBLE-FIGURE REBOUNDING

Dedric Lawson	9
Udoka Azubuike	1

DOUBLE-DOUBLES

Dedric Lawson	9
Udoka Azubuike	1
Quentin Grimes	1

INDIVIDUAL MISCELLANEOUS STATISTICS (*HUSTLE PLAYS)

NO. - PLAYER	*FLOOR BURNS	DUNKS	CHARGES DRAWN	FT-FTA (LAST 5:00/OT)
0 - Garrett	6	4	1	2-3
1 - D. Lawson	11	2	2	23-30
2 - Moore	5	-	1	7-10
5 - Grimes	8	2	-	8-10
11 - Dotson	15	-	3	15-18
12 - Teahan	-	-	-	-
13 - K.J. Lawson	2	-	-	3-4
20 - Luinstra	-	-	-	-
22 - De Sousa	-	-	-	-
24 - Vick	10	6	-	6-8
33 - McCormack	3	4	-	-
35 - Azubuike	5	37	-	4-10
44 - Lightfoot	4	3	5	-
TOTALS	69	58	12	68-93 (.731)
OPPONENTS	53	30	19	49-68 (.721)

BOX SCORES

1 #1/1 KANSAS 92, #10/10 MICHIGAN STATE 87
Nov. 6, 2018 | Indianapolis, Ind. | Bankers Life Fieldhouse



Michigan St. 87 • 0-1

#	Player	Total			3-Ptr			Rebounds			PF	TP	A	TO	Blk	Stl	Min
		FG-FGA	FG-FGA	FT-FTA	FG-FGA	FG-FGA	FT-FTA	Off	Def	Tot							
25	Kenny Goins	f	5-11	3-8	4-6	1	10	11	3	17	3	0	1	0	33		
44	Nick Ward	f	2-8	0-0	5-10	0	5	5	4	9	0	5	1	1	25		
01	Joshua Langford	g	5-11	4-6	4-4	3	1	4	4	18	1	2	1	0	29		
05	Cassius Winston	g	3-10	2-4	5-6	0	3	3	2	13	11	5	0	2	34		
20	Matt McQuaid	g	3-6	1-2	5-6	0	5	5	2	12	3	1	1	0	34		
00	Kyle Ahrens	g	2-4	2-3	0-0	0	3	3	2	6	0	1	0	1	9		
03	Foster Loyer	g	1-1	0-0	0-0	0	0	0	2	6	0	1	0	0	5		
11	Aaron Henry	g	2-4	0-0	0-2	0	3	3	1	4	0	0	0	1	14		
15	Thomas Kithier	g	0-0	0-0	0-0	0	1	1	2	0	0	0	0	0	3		
23	Xavier Tillman	g	3-4	0-0	0-1	1	1	2	5	6	1	3	2	0	13		
30	Marcus Bingham Jr.	g	0-0	0-0	0-0	0	0	0	0	0	0	1	0	1	1		
	Team					2	1	3									
	Totals		26-59	12-23	23-35	7	33	40	25	87	19	18	7	5	200		

FG % 1st Half: 9-26 34.6% 2nd half: 17-33 51.5% Game: 26-59 44.1% Deadball Rebounds 8,1
3FG % 1st Half: 4-9 44.4% 2nd half: 8-14 57.1% Game: 12-23 52.2%
FT % 1st Half: 14-25 56.0% 2nd half: 9-10 90.0% Game: 23-35 65.7%

Kansas 92 • 1-0

#	Player	Total			3-Ptr			Rebounds			PF	TP	A	TO	Blk	Stl	Min
		FG-FGA	FG-FGA	FT-FTA	FG-FGA	FG-FGA	FT-FTA	Off	Def	Tot							
01	Dedric Lawson	f	5-18	0-2	10-12	4	10	14	2	20	6	2	2	2	38		
35	Udoka Azubuike	c	7-10	0-0	3-7	2	1	3	4	17	1	2	4	1	20		
05	Quentin Grimes	g	7-14	6-10	1-2	0	1	1	3	21	4	1	0	1	30		
11	Devon Dotson	g	6-11	3-5	1-2	0	2	2	3	16	3	4	0	3	34		
24	Lagerald Vick	g	1-7	0-4	0-0	0	3	3	2	2	3	2	0	3	32		
00	Marcus Garrett	g	1-3	0-0	2-2	0	1	1	4	4	2	0	0	0	14		
02	Charlie Moore	g	0-1	0-1	1-2	2	1	3	3	1	0	0	0	0	11		
13	K.J. Lawson	g	1-1	1-1	1-2	1	5	6	3	4	1	0	0	0	10		
33	David McCormack	g	1-2	0-0	1-4	1	2	3	1	3	1	0	0	0	5		
44	Mitch Lightfoot	g	2-2	0-0	0-0	1	0	1	3	4	0	0	1	0	6		
	Team					2	3	5									
	Totals		31-69	10-23	20-33	13	29	42	28	92	21	11	7	10	200		

FG % 1st Half: 19-40 47.5% 2nd half: 12-29 41.4% Game: 31-69 44.9% Deadball Rebounds 4,1
3FG % 1st Half: 5-12 41.7% 2nd half: 5-11 45.5% Game: 10-23 43.5%
FT % 1st Half: 7-12 58.3% 2nd half: 13-21 61.9% Game: 20-33 60.6%

Officials: Mike Eades, Terry Wymmer, Keith Kimble
Technical fouls: Michigan St.-None. Kansas-None.
Attendance: 18907
2018 Champions Classic

Score by periods	1st	2nd	Total
Michigan St.	36	51	87
Kansas	50	42	92

Points	In	Off	2nd	Fast	Bench
MSU	Paint	T/O	Chance	Break	
KU	24	11	7	26	18
	40	22	12	24	16

Last FG - MSU 2nd-00:34, KU 2nd-04:53.
Largest lead - MSU by 2 1st-19:38, KU by 17 1st-03:21.
MSU led for 01:13. KU led for 37:50. Game was tied for 00:57.

Score tied - 2 times.
Lead changed - 5 times.

2 #2/1 KANSAS 84, VERMONT 68
Nov. 12, 2018 | Lawrence, Kan. | Allen Fieldhouse



Vermont 68 • 1-1

#	Player	Total			3-Ptr			Rebounds			PF	TP	A	TO	Blk	Stl	Min
		FG-FGA	FG-FGA	FT-FTA	FG-FGA	FG-FGA	FT-FTA	Off	Def	Tot							
03	Lamb, Anthony	f	8-15	2-6	6-6	0	4	4	1	24	3	3	2	0	36		
15	Kpedi, Ra	f	1-3	0-0	1-2	0	1	1	4	3	0	1	0	0	14		
00	Smith, Stef	g	4-8	3-5	2-4	1	7	8	2	13	2	3	0	0	34		
20	Duncan, Ernie	g	5-13	3-8	4-4	0	2	2	1	17	3	2	0	1	36		
21	Duncan, Everett	g	0-0	0-0	0-0	1	4	5	2	0	0	0	0	0	26		
01	Nash, Skyler	g	0-0	0-0	0-0	0	0	0	0	0	0	0	0	0	4		
04	Duncan, Robin	g	0-0	0-0	0-0	0	0	0	0	0	0	0	0	0	3		
14	Moll, Isaiiah	g	2-7	0-1	0-0	0	2	2	2	4	1	2	0	0	14		
24	Shungu, Ben	g	2-3	1-1	0-1	1	1	2	1	5	1	0	0	1	18		
35	Davis, Ryan	g	1-7	0-5	0-0	2	1	3	0	2	1	0	0	0	15		
	Team					0	1	1									
	Totals		23-56	9-26	13-17	5	23	28	13	68	11	12	2	3	200		

FG % 1st Half: 13-26 50.0% 2nd half: 10-30 33.3% Game: 23-56 41.1% Deadball Rebounds 2,1
3FG % 1st Half: 6-15 40.0% 2nd half: 3-11 27.3% Game: 9-26 34.6%
FT % 1st Half: 4-7 57.1% 2nd half: 9-10 90.0% Game: 13-17 76.5%

Kansas 84 • 2-0

#	Player	Total			3-Ptr			Rebounds			PF	TP	A	TO	Blk	Stl	Min
		FG-FGA	FG-FGA	FT-FTA	FG-FGA	FG-FGA	FT-FTA	Off	Def	Tot							
01	Lawson, Dedric	f	0-6	0-0	0-0	1	6	7	4	0	2	3	0	1	19		
35	Azubuike, Udoka	c	10-17	0-0	3-6	1	10	11	2	23	0	3	1	0	34		
05	Grimes, Quentin	g	4-8	2-4	0-0	1	2	3	4	10	10	3	0	0	31		
11	Dotson, Devon	g	3-5	1-2	0-0	2	4	6	1	7	0	1	0	2	27		
24	Vick, Lagerald	g	12-14	8-8	0-0	1	2	3	2	32	1	2	0	1	33		
00	Garrett, Marcus	g	1-6	0-1	2-2	1	4	5	1	4	3	0	0	2	26		
02	Moore, Charlie	g	3-6	1-3	0-0	0	1	1	2	7	2	0	0	1	21		
13	Lawson, K.J.	g	0-0	0-0	0-0	0	0	0	1	0	0	0	0	0	3		
44	Lightfoot, Mitch	g	0-1	0-1	1-2	0	1	1	1	1	1	0	1	0	6		
	Team					1	0	1									
	Totals		33-63	12-19	6-10	8	30	38	18	84	19	13	2	7	200		

FG % 1st Half: 17-33 51.5% 2nd half: 16-30 53.3% Game: 33-63 52.4% Deadball Rebounds 2
3FG % 1st Half: 5-10 50.0% 2nd half: 7-9 77.8% Game: 12-19 63.2%
FT % 1st Half: 1-3 33.3% 2nd half: 5-7 71.4% Game: 6-10 60.0%

Officials: James Luckie, Michael Stephens, Jeb Hartness
Technical fouls: Vermont-None. Kansas-None.
Attendance: 16300
NIT Season Tip-Off (Campus Round)

Score by periods	1st	2nd	Total
Vermont	36	32	68
Kansas	40	44	84

Points	In	Off	2nd	Fast	Bench
VU	Paint	T/O	Chance	Break	
KU	16	9	5	5	11
	32	18	16	11	12

Last FG - VU 2nd-03:17, KU 2nd-00:40.
Largest lead - VU by 8 1st-16:00, KU by 18 2nd-07:26.
Attendance: 15,26. KU led for 23:58. Game was tied for 00:36.

Score tied - 1 time.
Lead changed - 6 times.

3 #2/1 KANSAS 89, LOUISIANA 76
Nov. 16, 2018 | Lawrence, Kan. | Allen Fieldhouse



Louisiana 76 • 1-2

#	Player	Total			3-Ptr			Rebounds			PF	TP	A	TO	Blk	Stl	Min
		FG-FGA	FG-FGA	FT-FTA	FG-FGA	FG-FGA	FT-FTA	Off	Def	Tot							
23	Gant, JaKeenan	f	8-17	2-7	0-0	4	2	6	4	18	0	2	0	1	38		
55	Miller, Justin	f	7-16	4-12	4-4	0	7	7	5	22	0	2	0	0	22		
00	Russell, Cedric	g	4-7	2-5	0-0	0	1	1	3	10	5	2	0	2	36		
01	Marquett, Malik	g	4-9	3-6	3-4	3	2	5	3	14	2	1	0	2	29		
35	Stroman, Marcus	g	1-7	0-2	3-4	1	3	4	2	5	9	4	0	4	39		
03	Hayes, Jeremy	g	1-3	0-1	0-0	0	1	1	0	2	0	2	0	0	11		
11	Davis, Jerekius	g	2-4	1-3	0-0	0	2	2	2	5	0	0	0	1	17		
15	Hardy, P.J.	g	0-0	0-0	0-0	0	1	1	0	0	0	0	0	0	4		
22	Wesley, Trajan	g	0-0	0-0	0-0	0	0	0	1	0	0	1	0	0	4		
	Team					2	3	5									
	Totals		27-63	12-36	10-12	8	24	32	20	76	16	15	0	10	200		

FG % 1st Half: 14-31 45.2% 2nd half: 13-32 40.6% Game: 27-63 42.9% Deadball Rebounds 1
3FG % 1st Half: 6-17 35.3% 2nd half: 6-19 31.6% Game: 12-36 33.3%
FT % 1st Half: 7-8 87.5% 2nd half: 3-4 75.0% Game: 10-12 83.3%

Kansas 89 • 3-0

#	Player	Total			3-Ptr			Rebounds			PF	TP	A	TO	Blk	Stl	Min
		FG-FGA	FG-FGA	FT-FTA	FG-FGA	FG-FGA	FT-FTA	Off	Def	Tot							
01	Lawson, Dedric	f	6-11	0-1	7-10	4	2	6	3	19	3	5	0	1	27		
35	Azubuike, Udoka	c	8-1														

BOX SCORES

5 #2/2 KANSAS 87, #5/5 TENNESSEE 81 (OT)
Nov. 23, 2018 | Brooklyn, N.Y. | Barclays Center



Tennessee 81 • 4-1

#	Player	Total			3-Ptr			Rebounds			PF	TP	A	TO	Blk	Stl	Min
		FG-FGA	FG-FGA	FT-FTA	FG-FGA	FG-FGA	FT-FTA	Off	Def	Tot							
00	BONE, Jordan	* 6-10	2-3	2-2	2	4	6	1	16	5	1	1	1	40-			
02	WILLIAMS, Grant	* 6-13	1-2	5-6	2	6	8	5	18	6	5	1	2	34			
05	SCHOFIELD, Admiral	* 9-22	2-8	1-3	3	3	6	4	21	2	1	0	0	31			
11	ALEXANDER, Kyle	* 4-7	0-1	2-3	3	4	7	4	10	0	1	1	1	34			
23	BOWDEN, Jordan	* 2-6	0-3	0-0	1	3	4	3	4	1	2	1	0	35			
01	TURNER, Lamonte	* 3-13	2-9	2-2	0	3	3	3	10	3	0	0	1	27			
10	FULKERSON, John	* 0-1	0-0	0-0	1	1	2	4	0	2	3	0	0	8			
15	WALKER, Derrick	* 0-1	0-0	0-1	0	2	2	1	0	0	1	0	0	4			
35	PONS, Yves	* 1-2	0-0	0-0	0	1	1	0	2	0	0	0	0	12			
Team					1	0	1										
Totals		31-75	7-27	12-17	13	27	40	25	81	19	14	4	5	225			

FG % 1st Half: 13-33 39.4% 2nd half: 13-31 41.9% OT: 5-11 45.5% Game: 31-75 41.3% Deadball Rebounds 2
3FG % 1st Half: 3-13 23.1% 2nd half: 3-10 30.0% OT: 1-4 25.0% Game: 7-27 25.9%
FT % 1st Half: 4-6 66.7% 2nd half: 7-8 87.5% OT: 1-3 33.3% Game: 12-17 70.6%

Kansas 87 • 5-0

#	Player	Total			3-Ptr			Rebounds			PF	TP	A	TO	Blk	Stl	Min
		FG-FGA	FG-FGA	FT-FTA	FG-FGA	FG-FGA	FT-FTA	Off	Def	Tot							
01	LAWSON, Dedic	* 9-16	0-2	6-11	5	8	13	3	24	5	2	0	1	41			
05	GRIMES, Quentin	* 1-4	0-2	3-6	0	4	4	0	5	0	2	0	1	21			
11	DOTSON, Devon	* 5-8	1-1	6-7	1	3	4	2	17	2	2	0	0	40			
24	VICK, Lagerald	* 6-12	3-7	0-0	1	1	2	2	15	4	2	0	1	43			
35	AZUBUIKE, Udoka	* 4-6	0-0	1-2	1	3	4	5	9	0	4	1	1	17			
02	MOORE, Charlie	* 3-10	1-4	2-2	0	1	1	1	9	2	1	0	0	32			
13	LAWSON, K.J.	* 2-4	0-1	4-6	1	5	6	4	8	0	1	0	2	19			
33	MCCORMACK, David	* 0-0	0-0	0-0	0	1	1	0	0	2	0	0	0	4			
44	LIGHTFOOT, Mitch	* 0-0	0-0	0-0	0	3	3	0	0	0	1	0	0	8			
Team					2	3	5										
Totals		30-60	5-17	22-34	11	32	43	18	87	13	16	2	6	225			

FG % 1st Half: 13-29 48.1% 2nd half: 13-25 52.0% OT: 4-8 50.0% Game: 30-60 50.0% Deadball Rebounds 4,2
3FG % 1st Half: 2-9 22.2% 2nd half: 3-7 42.9% OT: 0-1 0.0% Game: 5-17 29.4%
FT % 1st Half: 3-8 37.5% 2nd half: 9-13 69.2% OT: 10-13 76.9% Game: 22-34 64.7%

Officials: Joe Lindsay, Gerry Pollard, Wally Rutecki

Technical fouls: Tennessee-None. Kansas-None.

Attendance: 5491

2018 NIT Season Tip-Off Tournament - Championship

All-Tournament Team: Jordan Nwora, Louisville; Sam Hauser, Marquette; Jordan Bone, Tennessee; Lagerald Vick, Kansas

Most Valuable Player: Deric Lawson, Kansas

Score by periods	1st	2nd	OT	Total
Tennessee	33	36	12	81
Kansas	31	38	18	87

	Points	In Paint	Off T/O	2nd Chance	Fast Break	Bench
Tennessee	40	16	9	0	12	12
Kansas	48	14	11	1	17	17

Last FG - UT 00-30, KU OT-01:23.
Largest lead - UT by 9 2nd-16:05, KU by 7 OT-01:23.
UT led for 17:17. KU led for 22:37. Game was tied for 05:06.

7 #2/2 KANSAS 72, WOFFORD 47
Dec. 4, 2018 | Lawrence, Kan. | Allen Fieldhouse



Wofford 47 • 6-3

#	Player	Total			3-Ptr			Rebounds			PF	TP	A	TO	Blk	Stl	Min
		FG-FGA	FG-FGA	FT-FTA	FG-FGA	FG-FGA	FT-FTA	Off	Def	Tot							
24	Aluma,Keve	f 1-7	0-0	0-0	4	3	7	2	2	0	3	0	0	0	31		
33	Jackson,Cameron	f 6-16	1-1	2-4	8	2	10	3	15	0	6	1	0	25			
03	Magee,Fletcher	g 1-14	0-9	5-5	2	4	6	0	7	0	1	0	0	32			
05	Murphy,Storm	g 2-7	1-4	0-0	0	2	2	1	5	2	0	0	0	23			
10	Hoover,Nathan	g 2-7	0-4	0-0	3	3	3	1	4	0	3	0	0	24			
01	Goodwin,Chevez	0-0	0-0	0-0	0	1	1	2	0	0	0	0	0	6			
02	Manning, Jr.,Michael	0-0	0-0	0-0	0	0	0	0	0	0	0	0	0	1			
11	Larson,Ryan	0-2	0-1	0-0	0	2	2	1	0	1	2	0	1	17			
12	Michael,Alex	0-1	0-0	0-0	0	0	0	0	0	0	0	0	0	1			
14	Cottrell,Drew	0-0	0-0	0-0	0	0	0	0	0	0	0	0	0	1			
21	Hollowell,Tray	1-5	1-4	0-0	0	3	3	0	3	2	2	0	0	19			
31	Theme-Love,Donovan	0-0	0-0	0-0	0	1	1	0	0	0	0	0	0	4			
50	Pegram,Matt	4-6	2-3	1-1	4	4	8	4	11	0	1	2	0	16			
Team					1	1	2										
Totals		17-65	5-26	8-10	19	26	45	14	47	5	18	3	1	200			

FG % 1st Half: 10-29 34.5% 2nd half: 7-36 19.4% Game: 17-65 26.2% Deadball Rebounds 1
3FG % 1st Half: 2-9 22.2% 2nd half: 3-17 17.6% Game: 5-26 19.2%
FT % 1st Half: 4-5 80.0% 2nd half: 4-5 80.0% Game: 8-10 80.0%

Kansas 72 • 7-0

#	Player	Total			3-Ptr			Rebounds			PF	TP	A	TO	Blk	Stl	Min
		FG-FGA	FG-FGA	FT-FTA	FG-FGA	FG-FGA	FT-FTA	Off	Def	Tot							
01	Lawson, Dedic	f 10-17	0-4	0-0	2	6	8	2	20	1	1	3	2	35			
35	Azubuike, Udoka	c 0-1	0-0	0-0	2	2	4	0	0	0	0	0	0	4			
00	Garrett, Marcus	g 2-6	1-4	2-3	0	7	7	1	7	3	0	1	2	30			
05	Grimes, Quentin	g 6-10	1-4	1-2	0	3	3	1	14	1	0	0	0	32			
11	Dotson, Devon	g 6-9	1-3	3-3	0	3	3	3	16	3	2	0	3	30			
02	Moore, Charlie	2-8	0-5	0-0	0	0	0	1	4	0	0	0	1	16			
12	Teahan, Chris	0-0	0-0	0-0	0	0	0	0	0	0	0	0	0	2			
13	Lawson, K.J.	2-4	0-1	1-2	1	1	2	2	5	3	1	0	1	17			
20	Luinstra, Garrett	0-0	0-0	0-0	0	0	0	0	0	0	0	0	0	1			
24	Vick, Lagerald	0-3	0-2	0-0	0	2	2	0	0	0	2	0	1	22			
33	McCormack, David	3-5	0-0	0-0	0	3	3	0	6	0	0	0	0	5			
44	Lightfoot, Mitch	0-0	0-0	0-0	1	1	2	0	0	0	1	0	0	6			
Team					0	2	2										
Totals		31-63	3-23	7-10	6	30	36	11	72	11	7	5	9	200			

FG % 1st Half: 13-29 44.8% 2nd half: 18-34 52.9% Game: 31-63 49.2% Deadball Rebounds 3
3FG % 1st Half: 1-10 10.0% 2nd half: 2-13 15.4% Game: 3-23 13.0%
FT % 1st Half: 2-3 66.7% 2nd half: 5-7 71.4% Game: 7-10 70.0%

Officials: Keith Kimble, Jeb Hartness, John Gaffney

Technical fouls: Wofford-None. Kansas-None.

Attendance: 16300

Score by periods	1st	2nd	Total
Wofford	26	21	47
Kansas	29	43	72

	Points	In Paint	Off T/O	2nd Chance	Fast Break	Bench
Wofford	16	5	12	3	14	14
Kansas	46	25	7	17	15	15

Last FG - WOF 2nd-01:56, KU 2nd-01:05.
Largest lead - WOF by 3 1st-19:08, KU by 29 2nd-03:07.
WOF led for 04:59. KU led for 32:36. Game was tied for 02:25.

6 #2/2 KANSAS 90, STANFORD 84 (OT)
Dec. 1, 2018 | Lawrence, Kan. | Allen Fieldhouse



Stanford 84 • 4-4

#	Player	Total			3-Ptr			Rebounds			PF	TP	A	TO	Blk	Stl	Min
		FG-FGA	FG-FGA	FT-FTA	FG-FGA	FG-FGA	FT-FTA	Off	Def	Tot							
00	Okpala,KZ	f 7-13	3-5	5-6	1	7	8	4	22	4	3	2	0	43			
13	Da Silva,Oscar	f 2-10	0-7	2-2	1	6	7	2	6	1	4	0	0	29			
20	Sharma,Josh	c 3-4	0-0	2-4	0	2	2	5	8	1	0	3	2	19			
01	Davis,Daejon	g 6-15	2-6	5-5	2	6	8	2	19	3	5	0	0	44			
04	White,Isaac	g 5-7	5-7	0-0	2	1	3	0	15	1	0	0	0	27			
02	Wills,Bryce	g 0-0	0-0	0-0	0	0	0	1	0	0	0	0	0	3			
05	Pugh,Kodye	0-2	0-0	0-0	1	0	1	0	0	1	0	0	0	2			
11	Delaire,Jaiden	0-2	0-2	0-0	0	0	0	1	0	1	0	0	0	9			
23	Ryan,Cormac	4-9	2-7	2-2	0	2	2	4	12	1	2	0	1	32			
32	Kisunas,Lukas	0-0	0-0	0-0	1	0	1	1	0	0	2	0	0	3			
33	Stanback,Trevor	1-1	0-0	0-0	2	2	4	2	2	0	1	1	0	14			
Team					0	0	0										
Totals		28-63	12-34	16-19	10	26	36	22	84	13	18	6	3	225			

FG % 1st Half: 11-27 40.7% 2nd half: 14-30 46.7% OT: 3-6 50.0% Game: 28-63 44.4% Deadball Rebounds 2
3FG % 1st Half: 5-15 33.3% 2nd half: 6-15 40.0% OT: 1-

BOX SCORES

9 #1/1 KANSAS 74, #17/16 VILLANOVA 71
Dec. 15, 2018 | Lawrence, Kan. | Allen Fieldhouse



Villanova 71 • 8-4

#	Player	Total			3-Ptr			Rebounds			PF	TP	A	TO	Blk	Stl	Min
		FG-FGA	FG-FGA	FT-FTA	Off	Def	Tot	Off	Def	Tot							
04	Paschall, Eric	f	4-10	2-3	7-8	3	1	4	4	17	1	3	0	1	33		
15	Bey, Saddiq	f	3-8	1-3	0-0	4	1	5	2	7	1	1	0	2	36		
21	Cosby-Roundtree, D	f	1-2	0-0	1-2	3	8	11	5	3	1	1	2	0	28		
02	Gillespie, Collin	g	5-14	1-7	4-6	0	2	2	3	15	3	2	0	1	36		
05	Booth, Phil	g	11-21	4-11	3-3	0	2	2	2	29	2	0	0	0	38		
10	Swider, Cole	g	0-1	0-1	0-0	0	0	0	0	0	0	0	0	0	4		
23	Samuels, Jermaine	g	0-3	0-3	0-0	0	1	1	3	0	0	1	0	1	15		
24	Cremona, Joe	g	0-0	0-0	0-0	0	0	0	2	0	0	1	0	0	10		
Team						1	1	1									
Totals			24-59	8-28	15-19	10	16	26	21	71	8	9	2	5	200		

FG % 1st Half: 10-26 38.5% 2nd half: 14-33 42.4% Game: 24-59 40.7%
3FG % 1st Half: 5-13 38.5% 2nd half: 3-15 20.0% Game: 8-28 28.6%
FT % 1st Half: 6-8 75.0% 2nd half: 9-11 81.8% Game: 15-19 78.9%

Kansas 74 • 9-0

#	Player	Total			3-Ptr			Rebounds			PF	TP	A	TO	Blk	Stl	Min
		FG-FGA	FG-FGA	FT-FTA	Off	Def	Tot	Off	Def	Tot							
01	Dedric Lawson	f	10-15	1-2	7-9	2	10	12	4	28	1	0	0	0	0	38	
00	Marcus Garrett	g	0-4	0-2	1-2	3	1	4	1	1	3	1	1	4	37		
05	Quentin Grimes	g	0-2	0-1	1-2	0	0	0	3	1	1	3	0	0	14		
11	Devon Dotson	g	3-6	1-1	4-4	1	1	2	4	11	1	2	0	0	26		
24	Lagerald Vick	g	9-15	3-8	8-10	0	7	7	2	29	1	3	0	0	39		
02	Charlie Moore	g	0-1	0-0	2-2	0	1	1	3	2	0	3	0	0	17		
13	K.J. Lawson	g	0-2	0-1	0-0	2	1	3	1	0	2	1	0	0	14		
33	David McCormack	g	0-0	0-0	0-0	0	0	0	0	0	0	0	0	0	1		
44	Mitch Lightfoot	g	1-1	0-0	0-1	0	2	2	1	2	0	1	1	0	14		
Team						1	3	4									
Totals			23-46	5-15	23-30	9	26	35	19	74	9	14	2	4	200		

FG % 1st Half: 11-22 50.0% 2nd half: 12-24 50.0% Game: 23-46 50.0%
3FG % 1st Half: 4-11 36.4% 2nd half: 1-4 25.0% Game: 5-15 33.3%
FT % 1st Half: 7-8 87.5% 2nd half: 16-22 72.7% Game: 23-30 76.7%

Officials: Ray Natili, Michael Stephens, James Breeding
Technical fouls: Villanova-None. Kansas-None.
Attendance: 16300

Score by periods	1st	2nd	Total
Villanova	31	40	71
Kansas	33	41	74

	In	Off	2nd	Fast	Bench
Points	Paint	T/O	Chance	Break	
NOVA	30	9	12	2	0
KU	24	10	5	4	

Last FG - NOVA 2nd-00:09, KU 2nd-02:23.
Largest lead - NOVA by 5 1st-14:33, KU by 9 1st-02:43.
NOVA led for 06:37. KU led for 28:36. Game was tied for 04:47.

Score tied - 8 times.
Lead changed - 8 times.

10 #1/1 KANSAS 89, SOUTH DAKOTA 53
Dec. 18, 2018 | Lawrence, Kan. | Allen Fieldhouse



South Dakota 53 • 6-6

#	Player	Total			3-Ptr			Rebounds			PF	TP	A	TO	Blk	Stl	Min
		FG-FGA	FG-FGA	FT-FTA	Off	Def	Tot	Off	Def	Tot							
12	Trey Burch-Manning	f	1-5	0-2	0-2	0	4	4	5	2	2	4	0	2	25		
03	Dan Jech	f	1-5	0-0	0-0	1	0	1	1	2	0	0	0	0	16		
31	Triston Simpson	g	2-7	0-1	0-0	1	1	2	0	4	3	5	0	3	33		
10	Cody Kelley	g	0-7	0-2	0-0	1	4	5	3	0	4	2	0	2	27		
22	Tyler Peterson	g	7-13	1-3	0-0	2	3	5	4	15	1	2	0	1	33		
00	Stanley Umude	g	10-17	2-4	6-9	1	5	6	1	28	4	4	2	0	34		
13	Matt Johns	g	0-0	0-0	0-0	0	0	0	0	0	0	0	0	0	4		
20	Brandon Armstrong	g	0-0	0-0	0-0	0	1	1	0	0	0	0	0	0	7		
24	Nathan Robinson	g	0-3	0-1	0-2	1	4	5	0	0	0	0	0	0	14		
33	Logan Power	g	1-1	0-0	0-0	0	0	0	1	2	0	0	0	0	7		
Team						0	2	2									
Totals			22-58	3-13	6-13	7	24	31	15	53	14	17	2	8	200		

FG % 1st Half: 11-24 45.8% 2nd half: 11-34 32.4% Game: 22-58 37.9%
3FG % 1st Half: 2-7 28.6% 2nd half: 1-6 16.7% Game: 3-13 23.1%
FT % 1st Half: 3-6 50.0% 2nd half: 3-7 42.9% Game: 6-13 46.2%

Kansas 89 • 10-0

#	Player	Total			3-Ptr			Rebounds			PF	TP	A	TO	Blk	Stl	Min
		FG-FGA	FG-FGA	FT-FTA	Off	Def	Tot	Off	Def	Tot							
01	Lawson, Dedric	f	7-11	0-3	2-2	2	12	14	3	16	0	3	1	3	26		
00	Garrett, Marcus	g	3-4	0-1	1-2	0	5	5	0	7	5	0	0	3	29		
05	Grimes, Quentin	g	3-9	0-3	0-1	1	2	3	2	6	0	3	0	0	21		
11	Dotson, Devon	g	3-9	0-1	2-2	0	2	2	1	8	6	2	0	0	28		
24	Vick, Lagerald	g	5-12	2-3	0-0	2	3	5	2	12	2	3	1	3	33		
02	Moore, Charlie	g	6-9	6-9	0-0	0	0	0	1	18	4	1	0	2	21		
13	Lawson, K.J.	g	1-3	1-2	0-0	0	0	0	4	3	0	0	0	0	9		
20	Luinstra, Garrett	g	0-1	0-0	0-0	1	0	1	0	0	0	0	0	0	2		
33	McCormack, David	g	4-7	0-0	4-4	1	5	6	2	12	1	0	2	0	17		
44	Lightfoot, Mitch	g	2-3	0-1	3-4	3	3	6	1	7	1	0	1	0	14		
Team						0	0	0									
Totals			34-66	9-23	12-15	10	32	42	16	89	19	12	5	11	200		

FG % 1st Half: 14-35 40.0% 2nd half: 20-31 64.5% Game: 34-66 51.5%
3FG % 1st Half: 1-8 12.5% 2nd half: 8-15 53.3% Game: 9-23 39.1%
FT % 1st Half: 8-10 80.0% 2nd half: 4-5 80.0% Game: 12-15 80.0%

Officials: Doug Sirmans, Paul Janssen, Bert Smith
Technical fouls: South Dakota-None. Kansas-None.
Attendance: 16300
USD 12 T. Burch-Manning fouled out with 6:05 remaining in the game.

Score by periods	1st	2nd	Total
South Dakota	27	26	53
Kansas	37	52	89

	In	Off	2nd	Fast	Bench
Points	Paint	T/O	Chance	Break	
USD	32	11	5	2	30
KU	38	19	10	17	40

Last FG - USD 2nd-00:31, KU 2nd-00:17.
Largest lead - USD None, KU by 37 2nd-01:53.
USD led for 00:00. KU led for 39:39. Game was tied for 00:21.

Score tied - 0 times.
Lead changed - 0 times.

11 #18/19 ARIZONA STATE 80, #1/1 KANSAS 76
Dec. 22, 2018 | Tempe, Ariz. | Wells Fargo Arena



Kansas 76 • 10-1

#	Player	Total			3-Ptr			Rebounds			PF	TP	A	TO	Blk	Stl	Min
		FG-FGA	FG-FGA	FT-FTA	Off	Def	Tot	Off	Def	Tot							
01	Dedric Lawson	f	12-15	1-3	5-5	2	12	14	4	30	1	2	1	0	31		
00	Marcus Garrett	g	0-5	0-1	7-8	3	3	6	3	7	1	1	0	1	22		
05	Quentin Grimes	g	4-12	0-5	0-0	2	0	2	1	8	3	2	1	0	31		
11	Devon Dotson	g	4-7	2-4	2-2	0	4	4	3	12	5	5	1	1	32		
24	Lagerald Vick	g	5-16	3-11	1-1	0	2	2	4	14	1	3	0	2	37		
02	Charlie Moore	g	1-5	1-3	0-0	0	1	1	1	3	0	2	0	2	16		
13	K.J. Lawson	g	0-2	0-2	0-0	2	0	2	2	2	0	2	0	0	12		
33	David McCormack	g	1-2	0-0	0-0	2	2	4	2	2	0	0	1	0	11		
44	Mitch Lightfoot	g	0-1	0-0	0-0	1	1	2	2	0	0	1	1	0	8		
Team						1	2	3									
Totals			27-65	7-28	15-16	11	29	40	22	76	13	16	5	6	200		

FG % 1st Half: 16-37 43.2% 2nd half: 11-28 39.3% Game: 27-65 41.5%
3FG % 1st Half: 4-14 28.6% 2nd half: 3-14 21.4% Game: 7-28 25.0%
FT % 1st Half: 3-3 100.0% 2nd half: 12-13 92.3% Game: 15-16 93.8%

Arizona State 80 • 9-2

#	Player	Total			3-Ptr			Rebounds			PF	TP	A	TO	Blk	Stl	Min
		FG-FGA	FG-FGA	FT-FTA	Off	Def	Tot	Off	Def	Tot							
14	Lawrence, Kimani	f	3-7	1-3	0-0	1	2	3	1	7	1	1	0	1	25		
23	White, Romello	f	3-7	0-0	5-9	5	0	5	3	11	1	0	2	0	27		
45	Cheatham, Zylan	f	5-8	0-1	3-7	2	9	11	2	13	1	4	1	0	34		
00	Dort, Luquentz	g	3-14	1-3	6-8	2	2	4	2	13	5	3	1	1	31		
01	Martin, Remy	g	4-10	1-5	1-2	1	3	4	2	10	4	1	0	2	30</		

BOX SCORES

13

#5/6 KANSAS 70, #23/25 OKLAHOMA 63
Jan. 2, 2019 | Lawrence, Kan. | Allen Fieldhouse



Oklahoma 63 • 11-2 (0-1)

##	Player	Total		3-Ptr		Rebounds			PF	TP	A	TO	Blk	Stl	Min
		FG-FGA	FG-FGA	FT-FTA	Off	Def	Tot								
21	Doolittle, Kristian	f	5-12	0-0	2-3	1	7	8	4	12	2	2	0	0	32
35	Manek, Brady	f	6-13	1-4	3-5	5	6	11	0	16	0	0	1	1	32
00	James, Christian	g	4-15	1-7	2-4	0	12	12	2	11	2	2	0	2	37
02	Calixte, Aaron	g	4-8	2-4	0-0	0	1	1	2	10	3	4	0	0	27
03	Reynolds, Miles	g	3-5	0-1	1-1	1	2	3	5	7	2	4	0	2	30
01	Odomes, Rashard		0-1	0-1	0-0	1	0	1	2	0	0	3	1	0	12
04	McNeace, Jamuni		0-1	0-0	0-0	1	0	1	0	0	0	0	0	0	2
05	Freeman, Matt		0-4	0-4	0-0	1	0	1	1	0	0	1	0	0	15
24	Bieniemy, Jamal		3-3	1-1	0-0	0	0	0	1	7	0	0	0	0	13
	Team					1	1	2			1				
Totals			25-62	5-22	8-13	11	29	40	17	63	9	17	2	5	200

FG % 1st Half: 11-31 35.5% 2nd half: 14-31 45.2% Game: 25-62 40.3% Deadball Rebounds 1
 3FG % 1st Half: 2-12 16.7% 2nd half: 3-10 30.0% Game: 5-22 22.7%
 FT % 1st Half: 1-2 50.0% 2nd half: 7-11 63.6% Game: 8-13 61.5%

Kansas 70 • 12-1 (1-0)

##	Player	Total		3-Ptr		Rebounds			PF	TP	A	TO	Blk	Stl	Min
		FG-FGA	FG-FGA	FT-FTA	Off	Def	Tot								
01	Lawson, Detric	f	6-17	0-3	1-1	4	11	15	2	13	1	1	3	0	37
35	Azubuike, Udoka	c	4-5	0-0	0-1	3	6	9	2	8	0	1	2	0	23
05	Grimes, Quentin	g	6-11	1-6	1-3	2	0	2	4	14	1	3	0	1	35
11	Dotson, Devon	g	4-10	1-3	7-8	0	5	5	4	16	1	2	0	4	28
24	Vick, Laqerald	g	5-12	2-7	0-1	0	4	4	1	12	1	4	1	3	25
00	Garrett, Marcus		1-3	0-1	3-4	0	1	1	2	5	5	1	0	1	28
02	Moore, Charlie		0-4	0-1	2-4	1	2	3	1	2	1	0	0	1	13
13	Lawson, K.J.		0-0	0-0	0-0	0	0	0	0	0	0	1	0	0	1
33	McCormack, David		0-1	0-0	0-0	1	0	1	1	0	0	1	0	1	6
44	Lightfoot, Mitch		0-0	0-0	0-0	1	0	1	0	0	0	0	0	0	4
	Team					0	1	1							
Totals			26-63	4-21	14-22	12	30	42	17	70	10	14	6	11	200

FG % 1st Half: 18-39 46.2% 2nd half: 8-24 33.3% Game: 26-63 41.3% Deadball Rebounds 4
 3FG % 1st Half: 2-12 16.7% 2nd half: 2-9 22.2% Game: 4-21 19.0%
 FT % 1st Half: 2-3 66.7% 2nd half: 12-19 63.2% Game: 14-22 63.6%

Officials: Joe DeRosa, James Luckie, Lee Cassell
 Technical fouls: Oklahoma-None. Kansas-None.
 Attendance: 16300
 OU 03 M. Reynolds fouled out with 38 seconds remaining in the game.

Score by periods	1st	2nd	Total
Oklahoma	25	38	63
Kansas	40	30	70

	In	Off	2nd	Fast	Bench
Points	Paint	T/O	Chance	Break	
OU	32	14	6	6	7
KU	40	22	13	12	7

Last FG - OU 2nd-00:30, KU 2nd-02:35.
 Largest lead - OU by 7 1st-17:31, KU by 15 1st-00:04.
 OU led for 07:37, KU led for 31:37, Game was tied for 00:46.

Score tied - 0 times.
 Lead changed - 1 time.

CAREER RECORDS

SCORING

1. Danny Manning	2,951	1985-88
2. Nick Collison	2,097	2000-03
3. Raef LaFrentz	2,066	1995-98
4. Clyde Lovellette	1,979	1950-52
5. Sherron Collins	1,888	2007-10
6. Frank Mason III	1,885	2014-17
7. Darnell Valentine	1,821	1978-81
8. Keith Langford	1,812	2002-05
9. Perry Ellis	1,798	2013-16
10. Paul Pierce	1,768	1996-98
11. Dave Robisch	1,754	1969-71
12. Kirk Hinrich	1,753	2000-03
13. Devonte' Graham	1,750	2015-18
14. Kevin Pritchard	1,692	1987-90
15. Mark Randall	1,627	1987, 89-91
16. Wayne Simien	1,593	2002-05
17. Tyshawn Taylor	1,580	2009-12
18. Jeff Boschee	1,560	1999-2002
19. Kenny Gregory	1,555	1998-2001
19. Calvin Thompson	1,548	1983-86
21. Drew Gooden	1,526	2000-02
22. Ron Kellogg	1,508	1983-86
23. Bud Stallworth	1,495	1970-72
24. Tony Guy	1,488	1979-82
25. Brandon Rush	1,477	2006-08
26. Wilt Chamberlain	1,433	1957-58
27. Richard Scott	1,375	1991-94
28. Adonis Jordan	1,373	1990-93
29. Marcus Morris	1,371	2009-11
30. Mario Chalmers	1,341	2006-08
31. Walter Wesley	1,315	1964-66
32. Jo Jo White	1,286	1966-69
33. Eric Chenowith	1,281	1998-2001
34. Jerod Haase	1,264	1995-97
35. Steve Woodberry	1,240	1991-94
36. Scot Pollard	1,209	1994-97
37. Greg Dreiling	1,209	1984-86
38. Jacque Vaughn	1,207	1994-97
39. Wayne Selden Jr.	1,202	2014-16
40. Aaron Miles	1,183	2002-05
41. Svi Mykhailiuk	1,181	2015-18
42. Milt Newton	1,166	1985, 87-89
43. Rick Suttle	1,156	1973-75
44. Billy Thomas	1,152	1995-98
45. Wayne Hightower	1,128	1960-61
46. Charlie Black	1,082	1942-43, 46-47
47. Rex Walters	1,064	1992-93
48. Otto Schnellbacher	1,062	1943, 46-48
49. Kelly Knight	1,057	1980, 82-84
50. Ryan Robertson	1,055	1996-99
51. Nolen Ellison	1,045	1961-63
52. Carl Henry	1,044	1983-84
53. Cole Aldrich	1,038	2008-10
54. Jerry Gardner	1,030	1960-62
55. Bill Bridges	1,028	1959-61
56. Thomas Robinson	1,026	2010-12
57. Cedric Hunter	1,022	1984-87
David Magley	1,022	1979-82
59. Rodger Bohnenstiehl	1,006	1966-67-68
60. Norman Cook	1,004	1974-75-76

--
Lagerald Vick 976 2016-Present

REBOUNDS

1. Danny Manning	1,187	1985-88
2. Raef LaFrentz	1,186	1995-98
3. Nick Collison	1,143	2000-03
4. Bill Bridges	1,081	1959-61
5. Eric Chenowith	933	1998-2001
6. Drew Gooden	905	2000-02
7. Wayne Simien	884	2002-05
8. Wilt Chamberlain	877	1957-58
9. Cole Aldrich	860	2008-10
10. Scot Pollard	850	1994-97
11. Clyde Lovellette	839	1950-52
12. Perry Ellis	834	2013-16
13. Dave Robisch	815	1969-71
14. Greg Ostertag	770	1992-95
15. Thomas Robinson	763	2010-12
16. Mark Randall	723	1987, 89-91
17. Landen Lucas	702	2014-17
18. Paul Mokeski	680	1977-79
19. Marcus Morris	676	2009-11
Paul Pierce	676	1996-98

ASSISTS

<i>(started 1974-75)</i>			
1. Aaron Miles	954	2002-05	
2. Jacque Vaughn	804	1994-97	
3. Cedric Hunter	684	1984-87	
4. Kirk Hinrich	668	2000-03	
5. Devonte' Graham	632	2015-18	
6. Darnell Valentine	609	1978-81	
7. Frank Mason III	576	2014-17	
8. Tyshawn Taylor	575	2009-12	
9. Adonis Jordan	568	1990-93	
10. Sherron Collins	552	2007-10	
11. Russell Robinson	500	2005-08	
12. Kevin Pritchard	499	1987-90	
13. Ryan Robertson	485	1996-99	
14. Mark Turgeon	437	1984-87	
15. Jeff Boschee	425	1999-2002	
16. Mario Chalmers	420	2006-08	
17. Elijah Johnson	399	2010-13	
18. Steve Woodberry	361	1991-94	
19. Jerod Haase	343	1995-97	
20. Danny Manning	342	1985-88	
21. Tony Guy	327	1979-82	

3-POINT FIELD GOALS MADE

<i>(started 1986-87)</i>			
1. Jeff Boschee	338	1999-2002	
2. Devonte' Graham	296	2015-18	
3. Billy Thomas	269	1995-98	
4. Svi Mykhailiuk	237	2015-18	
5. Kirk Hinrich	236	2000-03	
6. Sherron Collins	232	2007-10	
7. Brandon Rush	205	2006-08	
8. Terry Brown	200	1990-91	
9. Frank Mason III	185	2014-17	
10. Mario Chalmers	180	2006-08	
11. Adonis Jordan	179	1990-93	
12. Tyrel Reed	176	2008-11	
13. Wayne Selden Jr.	162	2014-16	
14. Jerod Haase	156	1995-97	
15. Kevin Pritchard	154	1987-90	
16. Rex Walters	151	1992-93	
17. Elijah Johnson	147	2010-13	
18. Ryan Robertson	144	1996-99	
19. Lagerald Vick	140	2016-Present	
20. J.R. Giddens	137	2004-05	

3-POINT FIELD GOAL ATTEMPTS

<i>(started 1986-87)</i>			
1. Jeff Boschee	843	1999-2002	
2. Devonte' Graham	723	2015-18	
3. Billy Thomas	691	1995-98	
4. Sherron Collins	615	2007-10	
5. Svi Mykhailiuk	579	2015-18	
6. Kirk Hinrich	546	2000-03	
7. Terry Brown	485	1990-91	
8. Brandon Rush	471	2006-08	
9. Jerod Haase	461	1995-97	
10. Wayne Selden Jr.	443	2014-16	
11. Frank Mason III	440	2014-17	
12. Adonis Jordan	437	1990-93	
13. Tyrel Reed	433	2008-11	
14. Elijah Johnson	430	2010-13	
Mario Chalmers	430	2006-08	
Kevin Pritchard	379	1987-90	
17. Sean Pearson	371	1993-96	
18. J.R. Giddens	369	2004-05	
19. Rex Walters	361	1992-93	
20. Ryan Robertson	354	1996-99	
21. Lagerald Vick	353	2016-Present	
22. Tyshawn Taylor	324	2009-12	

3-POINT FIELD GOAL PCT.

<i>(Min. 200 attempts; started 1986-87)</i>			
1. Milt Newton	100-224	44.6	1987-89
2. Jeff Guldner	90-205	43.9	1987-90
3. Brandon Rush	205-471	43.5	2005-08
4. Kirk Hinrich	236-546	43.2	2000-03
5. Steve Woodberry	126-298	42.3	1991-94
6. Frank Mason III	185-440	42.0	2014-17
7. Mario Chalmers	180-430	41.9	2005-08
8. Rex Walters	151-361	41.8	1992-93
9. Brady Morningstar	116-281	41.3	2007-11
10. Terry Brown	200-485	41.2	1990-91
11. Devonte' Graham	296-723	40.9	2015-18
Svi Mykhailiuk	237-579	40.9	2015-18
Adonis Jordan	179-437	40.9	1990-93
Ryan Robertson	144-354	40.7	1996-99
14. Tyrel Reed	176-433	40.6	2008-11
Kevin Pritchard	154-379	40.6	1987-90
17. Jeff Boschee	338-843	40.1	1999-02
18. Lagerald Vick	140-353	39.7	2016-Pr.
Keith Langford	102-257	39.7	2002-05
Billy Thomas	269-691	38.9	1995-98
21. Jacque Vaughn	105-274	38.3	1994-97
22. Sherron Collins	232-655	37.7	2007-10

STEALS

<i>(started 1975-76)</i>			
1. Darnell Valentine	336	1978-81	
2. Mario Chalmers	283	2006-08	
3. Aaron Miles	264	2002-05	
4. Danny Manning	250	1985-88	
5. Russell Robinson	247	2005-08	
6. Kirk Hinrich	206	2000-03	
7. Devonte' Graham	197	2015-18	
8. Kevin Pritchard	190	1987-90	
9. Nick Bradford	187	1997-2000	
10. Adonis Jordan	181	1990-93	
11. Alonzo Jamison	175	1990-92	
12. Jerod Haase	174	1995-97	
13. Tyshawn Taylor	172	2009-12	
14. Frank Mason III	165	2014-17	
15. Jeff Boschee	161	1999-2002	
Tony Guy	161	1979-82	
17. Jacque Vaughn	160	1994-97	
Steve Woodberry	160	1991-94	
19. Cedric Hunter	157	1984-87	
20. Nick Collison	155	2000-03	
21. Paul Pierce	147	1996-98	
22. Sherron Collins	145	2007-10	
23. Ryan Robertson	143	1996-99	

BLOCKED SHOTS

<i>(started 1974-75)</i>			
1. Jeff Withey	311	2010-13	
2. Greg Ostertag	258	1992-95	
3. Cole Aldrich	253	2008-10	
4. Nick Collison	243	2000-03	
5. Eric Chenowith	242	1998-2001	
6. Scot Pollard	218	1994-97	
7. Danny Manning	200	1985-88	
8. John Crawford	155	1978-81	
9. Sasha Kaun	150	2005-08	
10. Donnie Von Moore	147	1974-75, 77-78	
11. Raef LaFrentz	138	1995-98	
Greg Dreiling	138	1984-86	
13. Paul Mokeski	136	1976-79	
14. Jamari Traylor	126	2013-16	
15. B.J. Williams	112	1994-97	
16. Darrell Arthur	109	2007-08	
17. Drew Gooden	107	2000-02	
18. Patrick Richey	106	1991-94	
19. Markieff Morris	103	2009-pr.	
20. Paul Pierce	98	1996-98	

--
Udoka Azubuike 92 2017-Present
Mitch Lightfoot 73 2017-Present

CONSECUTIVE GAMES STARTED

1. Danny Manning	141	1985-88
2. Raef LaFrentz	116	1995-98
3. Frank Mason III	110	2014-17
Aaron Miles	110	2002-05
5. Wayne Selden Jr.	101	2014-16
6. Jacque Vaughn	100	1994-97
7. Keith Langford	98	2002-05
8. Cedric Hunter	89	1984-87
9. Jo Jo White	84	1966-69
10. Devonte' Graham	82	2015-18
11. Greg Dreiling	78	1984-86
12. Kirk Hinrich	73	2000-03

MINUTES PLAYED

1. Danny Manning	4,961	1985-88
2. Devonte' Graham	4,498	2015-18
3. Frank Mason III	4,347	2014-17
4. Kirk Hinrich	4,187	2000-03
5. Jeff Boschee	4,109	1999-2002
6. Sherron Collins	4,071	2007-10
7. Tyshawn Taylor	4,039	2009-12
8. Kevin Pritchard	3,982	1987-90
9. Tony Guy	3,911	1979-82
10. Darnell Valentine	3,906	1978-81
11. Nick Collison	3,894	2000-03

THE LAST TIME...

A TEAM SCORED 100+ POINTS IN A GAME		
KU	104 (W, 104-74)	vs. Oklahoma, 2-19-18
Opp.	103 (L, 99-103)	by Indiana, 11-11-16
A TEAM SCORED 50 OR FEWER POINTS IN A GAME		
KU	40 (L, 40-72)	vs. Kentucky, 11-18-14
Opp.	47 (W, 72-47)	by Wofford, 12-4-18
A TEAM SCORED 90+ POINTS IN ALLEN FIELDHOUSE		
KU	90 (W, 90-84 [ot])	vs. Stanford, 12-1-18
Opp.	95 (L, 85-95)	by Arizona State, 12-10-17
A TEAM SCORED 60 OR FEWER POINTS IN ALLEN FIELDHOUSE		
KU	57 (L, 57-61)	vs. San Diego State, 1-5-14
Opp.	53 (W, 89-53)	by South Dakota, 12-18-18
A TEAM SCORED 90 POINTS IN A LOSS		
KU	99 (99-103 OT)	vs. Indiana, 11-11-16
Opp.	106 (L, 106-109 3OT)	by Oklahoma, 1-4-16
A TEAM SCORED 60 OR FEWER POINTS IN A VICTORY		
KU	56 (W, 56-55)	at Baylor, 1-7-15
Opp.	60 (L, 57-60)	by Stanford, 3-23-14
A TEAM HAD 5+ PLAYERS SCORE IN DOUBLE FIGURES		
KU	Newman (20), Graham (18), Mykhailiuk (16), De Sousa (16), Vick (10)	vs. West Virginia, 3-10-18
Opp.	Edwards (15), Cheatham (13), Dort (13), White (11), Martin (10)	by Arizona State, 12-22-18
A TEAM WON A GAME BY 25+ POINTS		
KU	+36 (89-53)	vs. South Dakota, 12-18-18
Opp.	+25 (77-52)	by Temple, 12-22-14
A TEAM WON A GAME BY 50+ POINTS		
KU	+51 (123-72)	vs. Chaminade, 11-23-15
Opp.		Never
A TEAM WON AN OVERTIME GAME (SINGLE-OVERTIME)		
KU	90-84	vs. Stanford, 12-1-18
Opp.	92-89	by Iowa State, 2-4-17
A TEAM WON A DOUBLE-OVERTIME GAME		
KU	68-68	at Oklahoma State, 2-20-13
Opp.	80-79	by Texas Tech, 2-14-05
A TEAM WON A TRIPLE-OVERTIME GAME		
KU	109-106	vs. Oklahoma, 1-4-16
Opp.	76-73	by Oklahoma State, 2-4-81
A TEAM SHOT 60% FG IN A GAME		
KU	60.3% (35-58)	vs. Texas, 2-26-18
Opp.	60.4%	by Oklahoma State, 2-27-10
A TEAM SHOT 30% OR WORSE FG IN A GAME		
KU	19.6%	vs. Kentucky, 11-18-14
Opp.	30.0%	by Eastern Michigan, 12-29-18
A TEAM MADE 12+ 3-POINT FG IN A GAME		
KU	12	vs. Vermont, 11-12-18
Opp.	12	by Stanford, 12-1-18
A TEAM DID NOT MAKE A 3-POINT FG IN A GAME		
KU	0-8	vs. TCU, 3-12-15
Opp.	0-9	by Stanford, 3-23-14
A TEAM SHOT 60% 3-POINT FG IN A GAME (min. 10)		
KU	63.2 (12-19)	vs. Vermont, 11-12-18
Opp.	69.2% (9-13)	by Colorado, 1-25-11
A TEAM MADE 30+ FREE THROWS IN A GAME		
KU	33	vs. West Virginia, 2-13-17
Opp.	30	by Stanford, 12-3-16
A TEAM MADE 5 OR FEWER FREE THROWS IN A GAME		
KU	4	vs. West Virginia, 3-10-18
Opp.	3	by New Mexico State, 12-8-18

A TEAM ATTEMPTED 40+ FREE THROWS IN A GAME		
KU	44	vs. West Virginia, 2-13-17
Opp.	47	by West Virginia, 1-12-16
A TEAM SHOT 90% OR BETTER FREE THROWS IN A GAME		
KU	93.8 (15-16)	at Arizona State (12-22-18)
Opp.	100.0 (10-10)	by West Virginia, 3-10-18
A TEAM SHOT 40% OR WORSE FREE THROWS IN A GAME		
KU	30.0% (3-10)	vs. Texas, 2-26-18
Opp.	30.0% (3-10)	by New Mexico State, 12-8-18
A TEAM HAD 25+ OFFENSIVE REBOUNDS IN A GAME		
KU	28	vs. Fort Hays State, 12-10-03
Opp.	26	by TCU, 1-28-15
A TEAM HAD 5 OR FEWER OFFENSIVE REBOUNDS IN A GAME		
KU	5	vs. Toledo, 11-28-17
Opp.	5	by Vermont, 11-12-18
A TEAM HAD 30+ DEFENSIVE REBOUNDS IN A GAME		
KU	33	vs. Eastern Michigan, 12-29-18
Opp.	33	by Michigan State, 11-6-18
A TEAM HAD 40+ DEFENSIVE REBOUNDS IN A GAME		
KU	43	vs. Oklahoma, 1-4-16
Opp.	41	by Oklahoma, 1-4-16
A TEAM HAD 50+ TOTAL REBOUNDS IN A GAME		
KU	51	vs. Texas Southern, 11-21-17
Opp.	50	by Indiana, 11-11-16
A TEAM HAD 60+ TOTAL REBOUNDS IN A GAME		
KU	60	vs. Oklahoma, 1-4-16
Opp.		Never
A TEAM HAD 25 OR FEWER TOTAL REBOUNDS IN A GAME		
KU	25	vs. Kansas State, 1-13-18
Opp.	25	by Oklahoma, 2-19-18
A TEAM OUT-REBOUNDED ITS OPPONENT BY 15+		
KU	+15 (47-32)	vs. Duke, 3-25-18
Opp.	+15 (44-29)	by Texas Tech, 1-2-18
A TEAM OUT-REBOUNDED ITS OPPONENT BY 20+		
KU	+23 (49-26)	vs. Omaha, 12-18-17
Opp.		Never
A TEAM OUT-REBOUNDED ITS OPPONENT BY 30+		
KU	+30 (61-31)	vs. Alcorn State, 12-2-09
Opp.		Never
3+ PLAYERS WITH 10+ REBOUNDS IN A GAME		
KU	Markieff Morris (13), Marcus Morris (11) & Thomas Robinson (10)	vs. Valparaiso, 11-15-10
Opp.	Eduardo Najera (12), Eric Martin (10) & Ryan Humphrey (10)	of Oklahoma, 2-20-99
2 PLAYERS WITH A DOUBLE-DOUBLE IN SAME GAME		
KU	Udoka Azubuike (23 pts, 11 reb) & Quentin Grimes (10 pts, 10 assists)	vs. Vermont, 11-12-18
Opp.	Brady Manek (16 pts, 11 rebs) & Christian James (11 pts, 12 rebs)	of Oklahoma, 1-2-19
3 PLAYERS WITH A DOUBLE-DOUBLE IN SAME GAME		
KU	D. Graham (17p, 11a), L. Vick (19p, 11r) & M. Garrett (13p, 11r)	vs. Texas Southern, 11-21-17
Opp.		Never
A PLAYER WITH A TRIPLE-DOUBLE IN A GAME		
KU	Jeff Withey (16 pts, 12 reb, 12 blk)	vs. San Jose State, 11-26-12
Opp.	Denzel Valentine (29 pts, 12 reb, 12 ast)	of Michigan State, 11-17-15
A TEAM HAD 25+ ASSISTS IN A GAME		
KU	25	vs. Eastern Michigan, 12-29-18
Opp.	26	by Oklahoma, 1-10-94
A TEAM HAD 7 OR FEWER ASSISTS IN A GAME		
KU	7	at Oklahoma, 3-7-15
Opp.	7	by Eastern Michigan, 12-29-18

THE LAST TIME...

A TEAM HAD 15+ STEALS IN A GAME			
KU	15	vs. Towson, 11-11-11	
Opp.	22	by West Virginia, 1-16-16	
A TEAM DID NOT HAVE A STEAL IN A GAME			
KU		vs. Syracuse, 3-18-01	
Opp.		Oakland, 11-25-09	
A TEAM HAD 10+ BLOCKED SHOTS IN A GAME			
KU	12	vs. Nebraska, 12-10-16	
Opp.	10	by Kentucky, 11-14-17	
A TEAM DID NOT BLOCK A SHOT IN A GAME			
KU		vs. Stanford, 12-1-18	
Opp.		by Louisiana, 11-16-18	
A TEAM COMMITTED 30+ FOULS IN A GAME			
KU	32	vs. Indiana, 11-11-16	
Opp.	31	by West Virginia, 2-13-17	
A TEAM COMMITTED 10 OR FEWER FOULS IN A GAME			
KU	10	vs. West Virginia, 3-10-18	
Opp.	10	by Omaha, 12-18-17	
A TEAM HAD TWO PLAYERS DISQUALIFIED (FOUL OUT)			
KU	Sviatoslav Mykhailiuk / Carlton Bragg Jr. / Lagerald Vick	vs. West Virginia, 2-13-17	
Opp.	Wendell Carter / Trevon Duval	of Duke, 3-25-18	
A TEAM HAD THREE PLAYERS DISQUALIFIED (FOUL OUT)			
KU	Sviatoslav Mykhailiuk / Carlton Bragg Jr. / Lagerald Vick	vs. West Virginia, 2-13-17	
Opp.	Poythress / Willis / Lee / Labissiere	of Kentucky, 1-30-16	
A TEAM HAD FOUR PLAYERS DISQUALIFIED (FOUL OUT)			
KU	Frank Mason III / Devonte' Graham / Carlton Bragg Jr. / Landen Lucas	vs. Indiana, 11-11-16	
Opp.			
A TEAM SCORED 50+ POINTS IN A HALF			
KU	52, 2nd half	vs. South Dakota, 12-18-18	
Opp.	51, 2nd half	by Michigan State, 11-6-18	
A TEAM SCORED 60+ POINTS IN A HALF			
KU	66, 1st half	vs. Texas Southern, 11-21-17	
Opp.	60, 2nd half	by Texas Tech, 2-13-99	
A TEAM HAD 20 OR FEWER POINTS IN A HALF			
KU	20, 1st half	at Baylor, 2-10-18	
Opp.	20, 1st half	by UNLV, 12-22-16	
A TEAM SHOT 70% OR BETTER FG IN A HALF			
KU	72.0 (18-25), 2nd half	vs. West Virginia, 3-10-18	
Opp.	75.0, 1st half	by Baylor, 1-25-93	
A TEAM SHOT 20% OR WORSE FG IN A HALF			
KU	13.6%, 1st half	at TCU, 2-6-13	
Opp.	19.4%, 2nd half	by Wofford, 12-4-18	
A TEAM MADE 7+ 3-POINTERS IN A HALF			
KU	8, 2nd half	vs. South Dakota, 12-18-18	
Opp.	11, 1st half	by Marquette, 11-21-18	
A TEAM MADE DID NOT MAKE A 3-POINTER IN A HALF			
KU	0-6, 1st half	vs. Stanford, 12-1-18	
Opp.	0-10, 2nd half	by Oklahoma State, 3-8-18	
A TEAM DID NOT MAKE A FREE THROW IN A HALF			
KU	1st half (0-1)	vs. New Mexico State, 12-8-18	
Opp.	1st half (0-0)	by Marquette, 11-21-18	
A TEAM DID NOT ATTEMPT A FREE THROW IN A HALF			
KU	1st half	vs. Kansas State, 3-9-18	
Opp.	1st half	by Marquette, 11-21-18	
A TEAM HAD 30+ REBOUNDS IN A HALF			
KU	32, 2nd half	vs. UMKC, 12-6-16	
Opp.	32, 1st half	by Rhode Island, 12-30-06	

A TEAM HAD 15+ ASSISTS IN A HALF			
KU	16, 2nd half	vs. South Dakota, 12-18-18	
Opp.	15, 1st half	by North Carolina, 3-25-12	
A TEAM DID NOT HAVE A TURNOVER IN A HALF			
KU	2nd half	vs. Wofford, 12-4-18	
Opp.	2nd half	vs. Kansas State, 1-13-18	
A TEAM HAD 10+ STEALS IN A HALF			
KU	10, 1st half	vs. Texas, 1-21-17	
Opp.	11, 2nd half	by Long Beach State, 12-6-11	
A TEAM HAD 7+ BLOCKED SHOTS IN A HALF			
KU	7, 2nd half	vs. Siena, 11-18-16	
Opp.	7, 1st half and 2nd half	by Texas, 2-28-15	
A PLAYER SCORED 30+ POINTS IN A GAME			
KU	30 by Dedric Lawson	at Arizona State (12-22-18)	
Opp.	31 by Gabe Devoe	of Clemson, 3-23-18	
A PLAYER SCORED 40+ POINTS IN A GAME			
KU	41 by Andrew Wiggins	at West Virginia, 3-8-14	
Opp.	46 by Buddy Hield	of Oklahoma, 1-4-16	
A PLAYER SHOT 80% OR BETTER FG IN A GAME (MIN. 10 ATT.)			
KU	80.0 (12-15) by Dedric Lawson	at Arizona State (12-22-18)	
Opp.	90.9 (10-11) by Eric Paschall	of Villanova, 3-31-18	
A PLAYER MADE 7+ 3-POINTERS IN A GAME			
KU	7 by Lagerald Vick	vs. Louisiana, 11-16-18	
Opp.	7 by Deonte Burton	of Iowa State, 2-4-17	
A PLAYER SHOT 100% 3-POINT FG (MIN. 5 ATT.)			
KU	8-8 by Lagerald Vick	vs. Vermont, 11-12-18	
Opp.	5-5 by Desmond Mason	of Oklahoma State, 2-7-00	
A PLAYER MADE 12+ FREE THROWS IN A GAME			
KU	13 (13-13) by Devonte' Graham	vs. Texas Tech, 1-2-18	
Opp.	19 (19-22) by Reid Travis	of Stanford, 12-3-16	
A PLAYER SHOT 100% FREE THROWS IN A GAME (MIN. 10 ATT.)			
KU	13-13 by Devonte' Graham	vs. Texas Tech, 1-2-18	
Opp.	12-12 by Taurean Prince	of Baylor, 1-2-16	
A PLAYER HAD 8+ OFFENSIVE REBOUNDS IN A GAME			
KU	9 by Jeff Withey	vs. Baylor, 1-16-12	
Opp.	8 by Cameron Jackson	of Wofford, 12-4-18	
A PLAYER HAD 12+ DEFENSIVE REBOUNDS IN A GAME			
KU	12 by Dedric Lawson	at Arizona State, 12-22-18	
Opp.	12 by Christian James	of Oklahoma, 1-2-19	
A PLAYER HAD 15+ TOTAL REBOUNDS IN A GAME			
KU	15 by Dedric Lawson	vs. Oklahoma, 1-2-19	
Opp.	23 by Angel Delgado	of Seton Hall, 3-17-18	
A PLAYER HAD 10+ ASSISTS IN A GAME			
KU	10 by Quentin Grimes	vs. Vermont, 11-12-18	
Opp.	11 by Cassius Winston	of Michigan State, 11-6-18	
A PLAYER HAD 7+ TURNOVERS IN A GAME			
KU	7 by Frank Mason III	at West Virginia, 1-12-16	
Opp.	7 by Mark Vital	of Baylor, 2-10-18	
A PLAYER HAD 7+ BLOCKED SHOTS IN A GAME			
KU	8 by Joel Embiid	vs. Oklahoma State, 1-18-14	
Opp.	8 by Mohamed Bamba	of Texas, 12-29-17	
A PLAYER HAD 7+ STEALS IN A GAME			
KU	7 by Xavier Henry	vs. Baylor, 1-20-10	
Opp.	7 by Terry Black	of Baylor, 2-26-00	
A PLAYER PLAYED ALL 40 MINUTES IN REGULATION			
KU	Lagerald Vick	vs. Louisiana, 11-16-18	
Opp.	Grayson Allen	of Duke, 3-25-18	

2018-19 OVERALL STATS

RECORD:	OVERALL	HOME	AWAY	NEUTRAL
ALL GAMES	12-1	9-0	0-1	3-0
CONFERENCE	1-0	1-0	0-0	0-0
NON-CONFERENCE	11-1	8-0	0-1	3-0

#	Player	gp-gs	min	avg	Total		3-Point		F-Throw		Rebounds				pf	dq	a	to	blk	stl	pts	avg
					fg-fga	fg%	3fg-fga	3fg%	ft-fta	ft%	off	def	tot	avg								
01	Dedric Lawson	13-13	414	31.8	91-181	.503	4-23	.174	62-77	.805	41	103	144	11.1	39	1	31	25	13	13	248	19.1
24	Lagerald Vick	13-11	443	34.1	74-153	.484	39-86	.453	14-20	.700	7	46	53	4.1	22	0	25	32	3	21	201	15.5
35	Udoka Azubuike	9-9	184	20.4	55-78	.705	0-0	.000	11-32	.344	20	41	61	6.8	26	1	5	18	14	4	121	13.4
11	Devon Dotson	13-13	406	31.2	51-98	.520	11-26	.423	37-46	.804	7	36	43	3.3	31	0	38	27	2	22	150	11.5
05	Quentin Grimes	13-13	335	25.8	40-97	.412	14-48	.292	17-27	.630	7	21	28	2.2	31	0	27	28	1	4	111	8.5
00	Marcus Garrett	12-5	320	26.7	19-61	.311	4-21	.190	25-38	.658	10	32	42	3.5	16	0	33	11	4	19	67	5.6
02	Charlie Moore	13-1	235	18.1	19-61	.311	12-39	.308	10-14	.714	4	12	16	1.2	21	0	17	12	1	11	60	4.6
33	David McCormack	12-0	83	6.9	13-25	.520	0-0	.000	5-9	.556	9	21	30	2.5	9	0	2	3	6	2	31	2.6
13	K.J. Lawson	13-0	108	8.3	10-22	.455	5-13	.385	8-12	.667	8	20	28	2.2	19	0	12	7	0	4	33	2.5
44	Mitch Lightfoot	13-0	115	8.8	11-19	.579	0-3	.000	6-10	.600	12	21	33	2.5	16	0	6	5	8	0	28	2.2
12	Teahan, Chris	2-0	4	2.0	0-0	.000	0-0	.000	0-0	.000	0	0	0	0.0	1	0	1	0	0	0	0	0.0
20	Luinstra, Garrett	2-0	3	1.5	0-1	.000	0-0	.000	0-0	.000	1	0	1	0.5	1	0	0	0	0	0	0	0.0
Team											13	24	37		1							
Total.....		13	2650		383-796	.481	89-259	.344	195-285	.684	139	377	516	39.7	233	2	197	168	52	100	1050	80.8
Opponents.....		13	2650		320-808	.396	108-345	.313	153-225	.680	142	327	469	36.1	244	-	171	194	45	71	901	69.3

TEAM STATISTICS	KU	OPP	Date	Opponent	Score	Att.
SCORING	1050	901	! 11/06/18	vs Michigan St.	w 92-87	18907
Points per game	80.8	69.3	~ 11/12/18	VERMONT	w 84-68	16300
Scoring margin	+11.5	-		LOUISIANA	w 89-76	16300
FIELD GOALS-ATT	383-796	320-808	# 11/21/18	vs Marquette	w 77-68	4981
Field goal pct	.481	.396	# 11/23/18	vs Tennessee	Wot 87-81	5491
3 POINT FG-ATT	89-259	108-345	12/01/18	STANFORD	Wot 90-84	16300
3-point FG pct	.344	.313	12/04/18	WOFFORD	w 72-47	16300
3-pt FG made per game	6.8	8.3	% 12/08/18	NEW MEXICO STATE	w 63-60	15210
FREE THROWS-ATT	195-285	153-225	12/15/18	VILLANOVA	w 74-71	16300
Free throw pct	.684	.680	12/18/18	SOUTH DAKOTA	w 89-53	16300
F-Throws made per game	15.0	11.8	12/22/18	at Arizona State	L 76-80	14592
REBOUNDS	516	469	12/29/18	EASTERN MICHIGAN	w 87-63	16300
Rebounds per game	39.7	36.1	* 01/02/19	OKLAHOMA	w 70-63	16300
Rebounding margin	+3.6	-				
ASSISTS	197	171				
Assists per game	15.2	13.2	* Conference game			
TURNOVERS	168	194	! Champions Classic (Indianapolis)			
Turnovers per game	12.9	14.9	~ NIT Season Tip-Off (Lawrence)			
Turnover margin	+2.0	-	# NIT Season Tip-Off (Brooklyn)			
Assist/turnover ratio	1.2	0.9	% Jayhawk Shootout (Kansas City)			
STEALS	100	71				
Steals per game	7.7	5.5				
BLOCKS	52	45				
Blocks per game	4.0	3.5				
ATTENDANCE	145610	43971				
Home games-Avg/Game	9-16179	1-14592				
Neutral site-Avg/Game	-	3-9793				

Score by Periods	1st	2nd	OT	Totals
Kansas	482	535	33	1050
Opponents	421	459	21	901

2018-19 CONFERENCE-ONLY STATS

RECORD:	OVERALL	HOME	AWAY	NEUTRAL
ALL GAMES	1-0	1-0	0-0	0-0
CONFERENCE	1-0	1-0	0-0	0-0
NON-CONFERENCE	0-0	0-0	0-0	0-0

#	Player	gp-gs	min	avg	Total		3-Point		F-Throw		Rebounds				pf	dq	a	to	blk	stl	pts	avg	
					fg-fga	fg%	3fg-fga	3fg%	ft-fta	ft%	off	def	tot	avg									
11	Devon Dotson	1-1	28	28.0	4-10	.400	1-3	.333	7-8	.875	0	5	5	5.0	4	0	1	2	0	4	16	16.0	
05	Quentin Grimes	1-1	35	35.0	6-11	.545	1-6	.167	1-3	.333	2	0	2	2.0	4	0	1	3	0	1	14	14.0	
01	Dedric Lawson	1-1	37	37.0	6-17	.353	0-3	.000	1-1	1.000	4	11	15	15.0	2	0	1	1	3	0	13	13.0	
24	Lagerald Vick	1-1	25	25.0	5-12	.417	2-7	.286	0-1	.000	0	4	4	4.0	1	0	1	4	1	3	12	12.0	
35	Udoka Azubuike	1-1	23	23.0	4-5	.800	0-0	.000	0-1	.000	3	6	9	9.0	2	0	0	1	2	0	8	8.0	
00	Marcus Garrett	1-0	28	28.0	1-3	.333	0-1	.000	3-4	.750	0	1	1	1.0	2	0	5	1	0	1	5	5.0	
02	Charlie Moore	1-0	13	13.0	0-4	.000	0-1	.000	2-4	.500	1	2	3	3.0	1	0	1	0	0	1	2	2.0	
44	Mitch Lightfoot	1-0	4	4.0	0-0	.000	0-0	.000	0-0	.000	1	0	1	1.0	0	0	0	0	0	0	0	0.0	
33	David McCormack	1-0	6	6.0	0-1	.000	0-0	.000	0-0	.000	1	0	1	1.0	1	0	0	1	0	1	0	0.0	
13	K.J. Lawson	1-0	1	1.0	0-0	.000	0-0	.000	0-0	.000	0	0	0	0.0	0	0	0	1	0	0	0	0.0	
Team											0	1	1										
Total.....		1	200		26-63	.413	4-21	.190	14-22	.636	12	30	42	42.0	17	0	10	14	6	11	70	70.0	
Opponents.....		1	200		25-62	.403	5-22	.227	8-13	.615	11	29	40	40.0	17	-	9	17	2	5	63	63.0	

TEAM STATISTICS	KU	OPP	Date	Opponent	Score	Att.
SCORING	70	63	* 01/02/19	OKLAHOMA	w 70-63	16300
Points per game	70.0	63.0				
Scoring margin	+7.0	-				
FIELD GOALS-ATT	26-63	25-62	* Conference game			
Field goal pct	.413	.403	! Champions Classic (Indianapolis)			
3 POINT FG-ATT	4-21	5-22	~ NIT Season Tip-Off (Lawrence)			
3-point FG pct	.190	.227	# NIT Season Tip-Off (Brooklyn)			
3-pt FG made per game	4.0	5.0	% Jayhawk Shootout (Kansas City)			
FREE THROWS-ATT	14-22	8-13				
Free throw pct	.636	.615				
F-Throws made per game	14.0	8.0				
REBOUNDS	42	40				
Rebounds per game	42.0	40.0				
Rebounding margin	+2.0	-				
ASSISTS	10	9				
Assists per game	10.0	9.0				
TURNOVERS	14	17				
Turnovers per game	14.0	17.0				
Turnover margin	+3.0	-				
Assist/turnover ratio	0.7	0.5				
STEALS	11	5				
Steals per game	11.0	5.0				
BLOCKS	6	2				
Blocks per game	6.0	2.0				
ATTENDANCE	16300	0				
Home games-Avg/Game	1-16300	0-0				
Neutral site-Avg/Game	-	0-0				

Score by Periods	1st	2nd	Totals
Kansas	40	30	70
Opponents	25	38	63

ALL-TIME SERIES

KANSAS LEADS, 181-64

Lawrence, Kan. (Allen Fieldhouse)	93-16 (52-10)
Ames, Iowa (Hilton Coliseum)	70-39 (26-21)
Neutral Sites	18-9
Big 12 Play	33-11
Big 12 Championship (Sprint Center)	3-2 (1-2)

HIGHEST SCORES - KANSAS

Lawrence	127
. KU 127-82, in 1988-89	
Ames	108
. KU 108-96 OT, in 2012-13	

HIGHEST SCORES - ISU

Lawrence	92
. ISU 92-89, in 2016-17	
Ames	97
. ISU 97-89, in 1988-89	

COACHING RECORDS

Bill Self vs. Iowa State	
Total	26-8
At Kansas	25-8
Steve Prohm vs. Kansas	
Total	2-4

LARGEST WINNING MARGINS

Kansas	
Lawrence	45
Ames	33
Iowa State	
Lawrence	24
Ames	22

GAME-BY-GAME (BIG 12 ERA)

02/09/1997 Ames	W	69-62
03/08/1997 Kansas City, Mo.*	W	72-48
02/04/1998 Ames	W	83-62
02/21/1998 Lawrence	W	71-54
01/09/1999 Lawrence	W	74-60
02/28/1999 Ames	L	50-52
01/29/2000 Ames	L	66-74
02/16/2000 Lawrence	L	62-64
02/05/2001 Lawrence	L	77-79
02/17/2001 Ames	L	71-79
01/23/2002 Ames	W	88-81
02/18/2002 Lawrence	W	102-66
01/06/2003 Ames	W	83-54
02/16/2003 Lawrence	W	70-51
03/14/2003 Dallas, Texas*	W	89-74
01/31/2004 Ames	L	61-68
02/21/2004 Lawrence (ot)	W	90-89
01/12/2005 Ames	W	71-66
02/19/2005 Lawrence (ot)	L	61-63
01/28/2006 Ames	W	95-85
02/11/2006 Lawrence	W	88-75
01/13/2007 Ames (ot)	W	68-64
02/24/2007 Lawrence	W	89-52
01/23/2008 Lawrence	W	83-59
02/27/2008 Ames	W	75-64
01/24/2009 Ames	W	82-67
02/18/2009 Lawrence	W	72-55
01/23/2010 Ames	W	84-61
02/13/2010 Lawrence	W	73-59
01/12/2011 Ames	W	84-79
02/12/2011 Lawrence	W	89-66
01/14/2012 Lawrence	W	82-73
01/28/2012 Ames	L	64-72
01/09/2013 Lawrence (ot)	W	97-89
02/25/2013 Ames (ot)	W	108-96
03/15/2013 Kansas City, Mo.*	W	88-73
01/13/2014 Ames	W	77-70
01/29/2014 Lawrence	W	92-81
03/14/2014 Kansas City, Mo.*	L	83-94
01/17/2015 Ames	L	81-86
02/02/2015 Lawrence	W	89-76
03/14/2015 Kansas City, Mo.*	L	66-70
01/25/2016 Ames	L	72-85
03/05/2016 Lawrence	W	85-78
01/16/2017 Ames	W	76-72
02/04/2017 Lawrence (ot)	L	89-92
01/09/2018 Lawrence	W	83-78
02/13/2018 Ames	W	83-77

*Big 12 Championship

THE JAYHAWKS VS. IOWA STATE (*STARTER)

#0 MARCUS GARRETT

OPPONENT (Date)	MP	FG-A	PCT	3PT-A	PCT	FT-A	PCT	O-D-T	PF	A	TO	BLK	ST	TP
*IOWA STATE (1.9.18) - W	15	2-3	.667	1-2	.500	0-0	---	1-1-2	0	1	1	0	1	5
at Iowa State (2.13.18) - W	19	1-3	.333	0-1	.000	1-2	.500	0-1-1	1	1	1	0	1	3
TOTAL (2 games)	34	3-6	.500	1-3	.333	1-2	.500	1-2-3	1	2	2	0	2	8
Averages	17.0							1.5		1.0		0.0	1.0	4.0

#22 SILVIO DE SOUSA

OPPONENT (Date)	MP	FG-A	PCT	3PT-A	PCT	FT-A	PCT	O-D-T	PF	A	TO	BLK	ST	TP
at Iowa State (2.13.18) - W	3	1-2	.500	0-0	---	1-2	.500	2-1-3	0	0	0	0	0	3

#24 LAGERALD VICK

OPPONENT (Date)	MP	FG-A	PCT	3PT-A	PCT	FT-A	PCT	O-D-T	PF	A	TO	BLK	ST	TP
at Iowa State (1.25.16) - L	1	0-1	.000	0-1	.000	0-0	---	0-0-0	0	0	0	0	0	0
at Iowa State (1.16.17) - W	27	4-6	.667	0-2	.000	0-0	.000	2-3-5	1	3	3	2	1	8
IOWA STATE (2.04.17) - L(ot)	21	3-5	.600	0-1	.000	2-2	1.000	1-1-2	2	0	1	0	0	8
*IOWA STATE (1.9.18) - W	36	4-9	.444	0-3	.000	0-1	.000	3-5-8	1	4	3	0	2	8
*at Iowa State (2.13.18) - W	29	6-10	.600	4-7	.571	0-1	.000	0-4-4	3	2	1	0	0	16
TOTAL (5 games)	114	17-31	.548	4-14	.286	2-4	.500	6-13-19	7	9	8	2	3	40
Averages	22.8							3.8		1.8		0.4	0.6	8.0

#35 UDOKA AZUBUIKE

OPPONENT (Date)	MP	FG-A	PCT	3PT-A	PCT	FT-A	PCT	O-D-T	PF	A	TO	BLK	ST	TP
*IOWA STATE (1.9.18) - W	29	4-5	.800	0-0	---	1-4	.250	1-5-6	3	0	1	4	1	9
*at Iowa State (2.13.18) - W	22	9-10	.900	0-0	---	1-1	1.000	0-3-3	4	0	1	3	0	19
TOTAL (2 games)	51	13-15	.867	0-0	---	2-5	.250	1-8-9	7	0	2	7	1	28
Averages	25.5							4.5		0.0		3.5	0.5	14.0

#44 MITCH LIGHTFOOT

OPPONENT (Date)	MP	FG-A	PCT	3PT-A	PCT	FT-A	PCT	O-D-T	PF	A	TO	BLK	ST	TP
IOWA STATE (2.04.17) - L(ot)	5	0-0	.000	0-0	.000	0-0	---	1-1-2	2	0	2	0	0	0
IOWA STATE (1.9.18) - W	11	0-1	.000	0-1	.000	0-0	---	0-1-1	1	0	0	1	0	0
at Iowa State (2.13.18) - W	15	1-1	1.000	0-0	---	0-0	---	1-1-2	3	0	0	1	2	2
TOTAL (3 games)	31	1-2	.500	0-1	.000	0-0	---	2-3-5	6	0	2	2	2	2
Averages	10.3							1.7		0.0		0.7	0.7	0.7



0

MARCUS GARRETT SO • Guard • 6-5 • 195 • Dallas, Texas • Skyline HS

SEASON STATS

PPG	RPG	APG	FG%	3FG%	FT%
5.6	3.5	3.0	31%	19%	66%
CAREER					
4.5	3.4	1.5	41%	24%	56%

CAREER HIGHS

Points	13	vs. Texas Southern (11.21.17)
Field Goals	5	vs. Oakland (11.24.17)
Rebounds	11	vs. Texas Southern (11.21.17)
Assists	5	3x, last vs. Oklahoma (1.2.19)
Blocks	2	2x, last vs. Marquette (11.21.18)
Steals	4	3x, last vs. Villanova (12.15.18)
Minutes	37	vs. Villanova (12.15.18)

NOTES

Tied his career high with five assists vs. Oklahoma (1/2) ... Is eighth in the Big 12 in steals at 1.6 ... Has 20 rebounds and nine steals in his last five games ... Played a career-high 37 minutes and tied a career high with four steals vs. Villanova (12/15) ... Had four steals vs. Stanford (12/1) ... Scored a season-high 11 points vs. Marquette (11/21) ... **2017-18:** Recorded two double-doubles ... Had seven starts with six in Big 12 play ... co-Big 12 Newcomer of the Week (11/7) ... 2017 Texas HS Gatorade Player of the Year.



1

DEDRIC LAWSON (DEE-drick) R-Jr • Forward • 6-9 • 235 • Memphis, Tenn. • Hamilton HS • Memphis

SEASON STATS

PPG	RPG	APG	FG%	3FG%	FT%
19.1	11.1	2.4	50%	17%	81%
CAREER (INCLUDES AT MEMPHIS IN 2015-16 AND 2016-17)					
17.7	9.8	2.8	45%	29%	74%

CAREER HIGHS (*AT MEMPHIS)

Points	*35	vs. Iowa (11.26.16)
Field Goals	*15	vs. Iowa (11.26.16)
Rebounds	*16	vs. Tulane (2.13.16)
Assists	*8	vs. South Carolina (12-30-16)
Blocks	*8	vs. UAB (12-10-16)
Steals	3	8x, last vs. South Dakota (12.18.18)
Minutes	41	vs. Tennessee (11.23.18)

NOTES

Tied his season high with 15 rebounds vs. Oklahoma (1/2) ... Scored a season-high 30 points, with 14 rebounds, at Arizona State (12/22) ... Has eight double-doubles in his last 10 games ... Has eight 20-point games ... Three-time Big 12 Player of the Week (11/12, 11/26, 12/26) ... Two-time Big 12 Newcomer of the Week (12/3, 12/17) ... Leads the Big 12 in rebounding (11.1) and double-doubles (9) and is third in scoring (19.1) ... Only league player averaging a double-double ... Has 45 career double-doubles ... Led Memphis in scoring both his freshman and sophomore seasons with 36 double-doubles.



2

CHARLIE MOORE R-SO • Guard • 5-11 • 180 • Chicago, Ill. • Morgan Park HS • California

SEASON STATS

PPG	RPG	APG	FG%	3FG%	FT%
4.6	1.2	1.3	31%	31%	71%
CAREER (INCLUDES AT CALIFORNIA IN 2016-17)					
10.1	1.8	2.9	38%	34%	75%

CAREER HIGHS (*AT CALIFORNIA)

Points	*38	vs. UC Irvine (11.16.16)
Field Goals	*10	vs. UC Irvine (11.16.16)
Rebounds	*6	2x, last vs. Oregon St. (2.24.17)
Assists	*8	2x, last vs. Colorado (2.5.17)
Blocks	1	vs. Wofford (12.4.18)
Steals	*4	vs. UC Davis (12.10.16)
Minutes	*41	vs. Utah (2.2.17)

NOTES

Averages 18.1 minutes per game ... Has made nine 3-pointers in his last four games, 12 for the season ... Has a combined nine steals in his last six games ... Posted season highs in points (18), assists (4) and 3-pointers made (6) vs. South Dakota (12/18) ... Had five points and a season-high three steals vs. New Mexico State (12/8) ... A transfer from California following the 2016-17 season ... Started all 34 games while at California during his freshman year in 2016-17 ... Averaged 28.8 minutes, 12.2 points and 3.5 assists while at California.



5

QUENTIN GRIMES FR • Guard • 6-5 • 210 • The Woodlands, Texas • College Park HS

SEASON STATS

PPG	RPG	APG	FG%	3FG%	FT%
8.5	2.2	2.1	41%	29%	63%
CAREER					
8.5	2.2	2.1	41%	29%	63%

CAREER HIGHS

Points	21	vs. Michigan State (11.6.18)
Field Goals	7	vs. Michigan State (11.6.18)
Rebounds	4	2x, last vs. Tennessee (11.23.18)
Assists	10	vs. Vermont (11.12.18)
Blocks	1	at Arizona State (12.22.18)
Steals	1	4x, last vs. Oklahoma (1.2.19)
Minutes	32	vs. Wofford (12.4.18)

NOTES

Has 30 points in his last two games ... His 16 points vs. Eastern Michigan (12/29), on 4-of-6 shooting, were his second-most points this season ... Had 14 points vs. Wofford (12/4) ... Scored a season-high 21 points in the season opener vs. Michigan State (11/6) ... Posted first-career double-double with 10 points and 10 assists vs. Vermont (11/12) ... Big 12 Newcomer of the Week (11/12) ... Has valuable USA Basketball experience, including a gold medal won in 2018 at the FIBA U18 Americas Championship where he was MVP and coached by Bill Self.



11

DEVON DOTSON (deh-VAWN) FR • Guard • 6-2 • 185 • Charlotte, N.C. • Providence Day School

SEASON STATS

PPG	RPG	APG	FG%	3FG%	FT%
11.5	3.3	2.9	52%	42%	80%
CAREER					
11.5	3.3	2.9	52%	42%	80%

CAREER HIGHS

Points	17	vs. Tennessee (11.23.18)
Field Goals	6	2x, last vs. Wofford (12.4.18)
Rebounds	6	vs. Vermont (11.12.18)
Assists	6	vs. South Dakota (12.18.18)
Blocks	1	2x, last vs. E. Michigan (12.29.18)
Steals	4	vs. Oklahoma (1.2.19)
Minutes	43	vs. Stanford (12.1.18)

NOTES

Had 16 points and a career-high four steals vs. Oklahoma (1/2) ... Has scored in double figures in nine games this season, including eight of the last 10 games ... Had 15 points and three steals vs. E. Michigan (12/29) ... Had 12 points, four rebounds and five assists at Arizona State (12/22) ... Scored a career-high 17 points vs. Tennessee (11/23) ... Had 16 points with three assists and three steals vs. Michigan State (11/6) ... Picked up numerous postseason honors and played in all-star games following his 2017-18 HS senior season.



12

CHRIS TEAHAN SO • Guard • 6-4 • 195 • Leawood, Kan. • Rockhurst HS

SEASON STATS

PPG	RPG	APG	FG%	3FG%	FT%
0.0	0.0	0.5	-	-	-
CAREER					
0.9	0.5	0.2	36%	25%	100%

CAREER HIGHS

Points	4	vs. Toledo (11.28.17)
Field Goals	1	4x, last vs. Omaha (12.18.17)
Rebounds	3	vs. South Dakota State (11.17.17)
Assists	1	2x, last vs. E. Michigan (12.29.18)
Blocks	-	-
Steals	-	-
Minutes	4	4x, last vs. Omaha (12.18.17)

NOTES

Has played in two games this season, including two minutes with one assist vs. Eastern Michigan (12/29) ... Made his first appearance of the season playing two minutes vs. Wofford (12/4) ... **2017-18:** Appeared in 10 games, two in conference play and three postseason ... Averaged 2.3 minutes per contest ... Had a season-high four points vs. Toledo (11/28) ... An invited walk-on who was a two-sport athlete at Rockhurst HS in Kansas City, Missouri ... Older brother, Conner, played five seasons at KU and on two Final Four teams (2008 and 2012).



13

K.J. LAWSON R-SO • Guard • 6-8 • 210 • Memphis, Tenn. • Hamilton HS • Memphis

SEASON STATS

PPG	RPG	APG	FG%	3FG%	FT%
2.5	2.2	0.9	46%	39%	67%
CAREER (INCLUDES AT MEMPHIS IN 2015-16 AND 2016-17)					
9.4	5.9	2.0	40%	33%	69%

CAREER HIGHS (*AT MEMPHIS)

Points	*28	at Houston (1.19.17)
Field Goals	*12	at Houston (1.19.17)
Rebounds	*19	vs. East Carolina (1.28.17)
Assists	*7	vs. McNeese (11.22.16)
Blocks	*2	4x, last vs. Tulsa (2.7.17)
Steals	*3	vs. South Florida (1.14.17)
Minutes	*43	at Houston (1.19.17)

NOTES

Was 2-for-4 from 3-point range with six points and pulled down four rebounds vs. E. Michigan (12/29) ... Played 17 minutes with five points and three assists vs. Wofford (12/4) ... Had eight points, six rebounds and two steals in a season-high 19 minutes vs. Tennessee (11/23) ... A transfer from Memphis who sat out the 2017-18 season due to NCAA rules ... Played in 42 games while at Memphis with 33 starts, an 11.5 career scoring average and 7.0 career rebound average ... Granted a medical redshirt following the 2015-16 season.



20 GARRETT LUINSTR (loo-IN-struh) FR • Guard • 6-2 • 155 • Lawrence, Kan. • Lawrence Free State HS

SEASON STATS

PPG	RPG	APG	FG%	3FG%	FT%
0.0	0.5	0.0	0%	-	-
CAREER					
0.0	0.5	0.0	0%	-	-

CAREER HIGHS

Points	-
Field Goals	-
Rebounds	1 vs. South Dakota (12.18.18)
Assists	-
Blocks	-
Steals	-
Minutes	2 vs. South Dakota (12.18.18)

NOTES

Played two minutes with one rebound vs. South Dakota (12/18) ... Made regular-season debut playing one minute vs. Wofford (12/4) ... Played one minute with an assist and steal in the exhibition win vs. Emporia State (10/25) ... A combo guard who set his high school's single-season scoring record with 456 points as a senior ... Averaged 19 points his senior year in guiding Free State High School to the 6A state title game and a 19-6 record ... A first-team all-state selection and the Sunflower League Player of the Year his senior season.



22 SILVIO DE SOUSA (deh-SOE-suh) SO • Forward • 6-9 • 245 • Luanda, Angola • IMG Academy (Fla.)

SEASON STATS (2017-18)

PPG	RPG	BPG	FG%	3FG%	FT%
4.0	3.7	0.2	68%	-	71%
CAREER					
4.0	3.7	0.2	68%	-	71%

CAREER HIGHS

Points	16 vs. West Virginia (3.10.18)
Field Goals	8 vs. West Virginia (3.10.18)
Rebounds	11 vs. Kansas State (3.9.18)
Assists	1 4x, last vs. Duke (3.25.18)
Blocks	1 3x, last vs. Duke (3.25.18)
Steals	1 vs. West Virginia (3.10.18)
Minutes	26 2x, last vs. vs. Duke (3.25.18)

NOTES

Averaged 4.8 points and 5.4 rebounds in the 2018 NCAA Tournament ... Tied season high with 26 minutes vs. Duke (3/25) with 10 rebounds and scoring four points ... Averaged 20.0 minutes, 10.0 ppg and 9.7 rpg in the Big 12 Championship ... Posted his first double-double (16 points, 10 rebounds) vs. West Virginia (3/10) in the Big 12 title game ... Pulled down six or more rebounds seven times, including his last three games in the NCAA Tournament ... Joined the team following graduation from IMG Academy in Bradenton, Florida, following the fall 2017 semester.



24 LAGERALD VICK SR • Guard • 6-5 • 190 • Memphis, Tenn. • Douglass HS

SEASON STATS

PPG	RPG	APG	FG%	3FG%	FT%
15.5	4.1	1.9	48%	45%	70%
CAREER					
9.1	3.5	1.4	48%	40%	72%

CAREER HIGHS

Points	33 vs. Louisiana (11.16.18)
Field Goals	12 2x, last vs. Vermont (11.12.18)
Rebounds	11 vs. Texas Southern (11.21.17)
Assists	7 3x, last vs. Washington (12.6.17)
Blocks	3 vs. Oakland (11.24.17)
Steals	3 6x, last vs. Oklahoma (1.2.19)
Minutes	43 2x, last vs. Stanford (12.1.18)

NOTES

Has made three or more 3FGs seven times this season ... Tied his career high with three steals to go along with 12 points vs. Oklahoma (1/2) and vs. South Dakota (12/18) ... Scored 29 points with seven rebounds vs. Villanova (12/15) ... Fifth in the Big 12 in scoring (15.5), third in 3FGs made (3.0) and second 3FG Pct. (45.3) ... Two-time Big 12 Player of the Week (11/19, 12/3) ... Posted a career-high 33 points with nine rebounds vs. Louisiana (11/16) ... Had 32 points vs. Vermont (11/12) in which he set the KU game record for 3-pointers made in a game without a miss, going 8-for-8.



30 OCHAI AGBAJI (OH-chie uh-BAH-gee) FR • Guard • 6-5 • 210 • Kansas City, Mo. • Oak Park HS

SEASON STATS

PPG	RPG	APG	FG%	3FG%	FT%
-	-	-	-	-	-
CAREER					
-	-	-	-	-	-

CAREER HIGHS

Points	-
Field Goals	-
Rebounds	-
Assists	-
Blocks	-
Steals	-
Minutes	-

NOTES

Announced Nov. 5 he will redshirt the 2018-19 season ... Had eight points on 3-of-3 shooting with four rebounds in 12 minutes in the exhibition win vs. Emporia State (10/25) ... A Kansas City product who is very athletic and has a great shooting touch ... Bill Self compares Agbaji to Kansas City Jayhawk Travis Releford who played in 138 career games and was a two-year starter while at KU.



33 DAVID McCORMACK FR • Forward • 6-10 • 265 • Norfolk, Va. • Oak Hill Academy

SEASON STATS

PPG	RPG	BPG	FG%	3FG%	FT%
2.6	2.5	0.5	52%	-	56%
CAREER					
2.6	2.5	0.5	52%	-	56%

CAREER HIGHS

Points	12 vs. South Dakota (12.18.18)
Field Goals	4 vs. South Dakota (12.18.18)
Rebounds	6 2x, last vs. South Dakota (12.18.18)
Assists	1 2x, last vs. South Dakota (12.18.18)
Blocks	2 vs. South Dakota (12.18.18)
Steals	1 2x, last vs. Oklahoma (1.2.19)
Minutes	17 2x, last vs. E. Michigan (12.29.18)

NOTES

Has four of his six season blocked shots in the last four games ... Has averaged 12.8 minutes in his last four games (6.9 for the season) ... Pulled down five rebounds in a career-high-tying 17 minutes vs. E. Michigan (12/29) ... Had career highs in points (12) and blocked shots (2) and tied career highs in rebounds (6) and assists (1) vs. South Dakota (12/18) ... A 2018 McDonald's All-American who also represented the USA at the Nike Hoop Summit ... A big body who showed a lot of discipline in losing more than 50 pounds during high school.



35 UDOKA AZUBUIKE (az-uh-BOO-kee) JR • Center • 7-0 • 270 • Delta, Nigeria • Potter's House Christian Academy

SEASON STATS

PPG	RPG	BPG	FG%	3FG%	FT%
13.4	6.8	1.6	71%	-	34%
CAREER					
11.5	6.4	1.6	74%	-	39%

CAREER HIGHS

Points	26 at Nebraska (12.16.17)
Field Goals	13 at Nebraska (12.16.17)
Rebounds	13 at Texas (12.29.17)
Assists	2 4x, last vs. Marquette (11.21.18)
Blocks	5 2x, last vs. Texas (2.26.18)
Steals	3 vs. Oklahoma (2.19.18)
Minutes	34 3x, last vs. Vermont (11.12.18)

NOTES

Is 14-for-18 (77.8 percent) from the field in his last two games ... Tied his season high with 23 points vs. E. Michigan (12/29) ... Missed the previous four games (Villanova, 12/15; NMSU, 12/8; USD, 12/18; at ASU 12/22) due to a sprained ankle suffered vs. Wofford (12/4) ... Had 18 points and nine rebounds vs. Stanford (12/1) ... Posted first DD of 2018-19 with 23 points and 11 rebounds vs. Vermont (11/12) ... **2017-18:** Led NCAA Division I in FG Pct. at 77.0 ... Posted seven 20-point games in 2017-18 ... Played in 11 games with six starts as a freshman in 2016-17 before a season-ending wrist injury.



44 MITCH LIGHTFOOT JR • Forward • 6-8 • 225 • Gilbert, Ariz. • Gilbert Christian HS

SEASON STATS

PPG	RPG	BPG	FG%	3FG%	FT%
2.2	2.5	0.6	58%	0%	60%
CAREER					
2.5	2.3	0.9	57%	35%	55%

CAREER HIGHS

Points	11 vs. Oakland (11.24.17)
Field Goals	4 4x, last vs. Kansas State (3.9.18)
Rebounds	11 vs. Penn (3.15.18)
Assists	2 2x, last vs. E. Michigan (12.29.18)
Blocks	6 at TCU (1.6.18)
Steals	2 at Iowa State (2.13.18)
Minutes	27 vs. Penn (3.15.18)

NOTES

Leads KU with five charges drawn ... Tied season high with six rebounds vs. Eastern Michigan (12/29) ... Tied season highs in points (7) and rebounds (6) vs. South Dakota (12/18) ... **2017-18:** Started seven games ... Pulled down a career-high 11 rebounds vs. Penn (3/18) with nine points in the NCAA Tournament ... Finished second on the team with 54 blocked shots ... Ranked eighth in the Big 12 with 1.5 blocked shots per game ... Led Kansas with 16 charges drawn ... Was born in Kansas City and moved to Arizona as a youth.