



KANSAS

#KUBball

f /KANSASBASKETBALL

@KUHOOPS

@KUHOOPS

JAN. 14, 2019 | TEXAS | GAME NOTES

KANSAS COMMUNICATIONS

JAYHAWKS

14-2
OVERALL

3-1
BIG 12

#7 / #8
RANKING (AP/COACHES)



-vs-



10-6
OVERALL

2-2
BIG 12

- / -
RANKING (AP/COACHES)

LONGHORNS

Bill Self
HEAD COACH

461-98 (.825)
RECORD AT KU, 16TH SEASON

Shaka Smart
HEAD COACH

60-56 (.517)
RECORD AT UT, FOURTH SEASON

SCHEDULE (H: 10-0; A: 1-2; N: 3-0)

Date	KU Rnk	OPP Rnk	Opponent	TV	Time/Result
NOVEMBER (5-0)					
6	1/1	10/10	vs. Michigan State!	ESPN	W, 92-87
12	2/1	-/-	VERMONT-	ESPN2	W, 84-68
16	2/1	-/-	LOUISIANA	JTV/ESPN+	W, 89-76
21	2/2	rv/rv	vs. Marquette#	ESPN2	W, 77-68
23	2/2	5/5	vs. Tennessee#	ESPN2	W, 87-82 ot
DECEMBER (6-1)					
1	2/2	-/-	STANFORD	ESPN	W, 90-84 ot
4	2/2	-/-	WOFFORD	JTV/ESPN+	W, 72-47
8	2/2	-/-	NEW MEXICO STATE*	ESPN2	W, 63-60
15	1/1	17/16	VILLANOVA	ESPN	W, 74-71
18	1/1	-/-	SOUTH DAKOTA	JTV/ESPN+	W, 89-53
22	1/1	18/19	at Arizona State	ESPN2	L, 76-80
29	5/5	-/-	EASTERN MICHIGAN	JTV/ESPN+	W, 87-63
JANUARY (3-1)					
2	5/6	23/25	OKLAHOMA*	ESPN2	W, 70-63
5	5/6	rv/rv	at Iowa State*	ESPN2	L, 60-77
9	7/9	25/rv	TCU*	ESPN2	W, 77-68
12	7/9	-/-	at Baylor*	ESPN	W, 73-68
14	7/8	-/-	TEXAS*	ESPN	8 p.m.
19	7/8	-/-	at West Virginia*	ESPN	1 p.m.
21	-/-	-/-	IOWA STATE*	ESPN/U	8 p.m.
26	-/-	-/-	at Kentucky<	ESPN/2	5 p.m.
29	-/-	-/-	at Texas*	ESPN/2	6 p.m.
FEBRUARY					
2	-/-	-/-	TEXAS TECH*	CBS	3 p.m.
5	-/-	-/-	at Kansas State*	ESPN/2	8 p.m.
9	-/-	-/-	OKLAHOMA STATE*	ESPN/2	11 a.m.
11	-/-	-/-	at TCU*	ESPN/2	8 p.m.
16	-/-	-/-	WEST VIRGINIA*	ESPN/2	TBD
23	-/-	-/-	at Texas Tech*	ESPN/2	5/7 p.m.
25	-/-	-/-	KANSAS STATE*	ESPN	8 p.m.
MARCH					
2	-/-	-/-	at Oklahoma State*	CBS	11 a.m.
5	-/-	-/-	at Oklahoma*	ESPN/2	8 p.m.
9	-/-	-/-	BAYLOR*	ESPN/2	1 p.m.
13-16	Big 12 Championship			TBD	TBD

All times Central and subject to change.

Rank: AP Top 25 / USA Today Coaches' Poll

! State Farm Champions Classic (Indianapolis, Ind.); ~ NIT Season Tip-Off (Campus Round); # NIT Season Tip-Off (Brooklyn, N.Y.); ^ Jayhawk Shootout (Kansas City, Mo.); < Big 12/Pac-12 Challenge; * Big 12 Conference Game

GAME 17

TEXAS AT #7/8 KANSAS

Lawrence, Kansas • Allen Fieldhouse (16,300)
Monday, January 14, 2019 • 8 p.m. (CST)



Play-by-Play: Bob Wischusen
Analyst: Fran Fraschilla
Reporter: Holly Rowe
Producer: Scott Gustafson
Director: Mike Roig



Radio: IMG Jayhawk Radio Network
Webcast: KUathletics.com/Radio
Play-by-Play: Brian Hanni
Analyst: Greg Gurley
Producer/Engineer: Steve Kincaid

TIP-OFF

- No. 7/8 Kansas (14-2, 3-1) returns home to host Texas (10-6, 2-2) on ESPN Big Monday, Jan. 14, at 8 p.m. (Central). Kansas is coming off a 73-68 win at Baylor on Jan. 12. Texas looks to end a two-game losing streak after its 68-62 loss to No. 8/8 Texas Tech Jan. 12.
- Kansas leads the overall series with Texas, 31-8, including a 16-1 record in Lawrence (14-1 in Allen Fieldhouse). KU has won the last nine meetings with UT, but the last three have been decided by 10 points or less.
- Since the inception of the Big 12 in 1996-97, Kansas is 65-18 all-time on ESPN Big Monday (37-1 at home and 28-17 on the road), including 45-12 under head coach Bill Self (26-0 at home and 19-12 on the road). KU has won 30-straight Big Monday games in Allen Fieldhouse. Overall, KU has won its last 10 ESPN Big Monday contests.
- Kansas has had six different players lead the team in scoring over the last eight game: Quentin Grimes, Devon Dotson, Udoka Azubuike, Dedic Lawson, Charlie Moore and Lagerald Vick.
- Kansas is the only team in the Big 12 with two players ranked in the top six in the league in scoring. RS-junior F Dedic Lawson is second in scoring at 19.3 ppg, while senior G Lagerald Vick is sixth at 14.8 ppg.
- On the Wooden Award Midseason Top 25 list, Dedic Lawson leads the Big 12 in rebounding at 10.8 rpg and is the only player in the league averaging a double-double. He is vying to become the first Jayhawk to lead the league in rebound average since All-American Thomas Robinson in 2011-12.
- Lawson, who was named the league's Newcomer of the Week for the third time on Jan. 14, had five blocked shots and five steals at Baylor (1/12). He became just the third player in Big 12 history to tally 5+ blocks and 5+ steals in a single game, joining Baylor's Quincy Acy in 2008 and Baylor's Brian Skinner in 1996.
- In his last outing at Baylor, Vick became the 61st player in KU history to score 1,000 career points, currently at 1,012, which is 59th on the KU list. Vick is the 16th in the Bill Self era to hit the 1K scoring mark.

SERIES AT A GLANCE (MORE ON PG. 40)

OVERALL **KU LEADS, 31-8**
in Lawrence (Allen Fieldhouse) KU leads, 16-1 (14-1)
Last Meeting KU, 80-70 (2.26.18 @ KU)

78.8	<< POINTS PER GAME	71.1
47.8	<< FG%	43.0
34.5	<< 3FG%	32.4
67.7	<< FT%	67.4
38.8	<< REBOUNDS PER GAME	36.2
14.7	<< ASSISTS PER GAME	13.5
4.1	BLOCKS PER GAME >>	4.7
7.6	<< STEALS PER GAME	6.3
69.6	SCORING DEFENSE >>	63.9
39.9	FG% DEFENSE >>	39.4
32.9	3FG% DEFENSE >>	32.7
+2.7	<< REBOUND MARGIN	+0.8
1.1	AST-TO RATIO >>	1.2

LAST GAME STARTERS

11 DOTSON FR • GUARD	5 GRIMES FR • GUARD	24 VICK SR • GUARD	0 GARRETT SO • GUARD	1 LAWSON R-JR • FORWARD
MIN 31.1	MIN 25.6	MIN 34.0	MIN 27.3	MIN 32.1
PPG 11.1	PPG 8.9	PPG 14.8	PPG 5.8	PPG 19.3
FG% 50.4%	FG% 41.5%	FG% 48.1%	FG% 34.2%	FG% 50.7%
3FG% 40.6%	3FG% 29.5%	3FG% 45.8%	AST 2.7	REB 10.8
AST 3.1	AST 1.9	AST 2.0	REB 3.5	AST 2.2

COMMUNICATIONS

CHRIS THEISEN

Asst. AD for Comm.
e theisen@ku.edu
c 785.331.9356

BRAD GILBERT

Asst. Comm. Director
e bgilbert@ku.edu
c 785.424.4008

NUMERICAL ROSTER

NO.	NAME	POS.	HT.	WT.	YR.	EXP.	HOMETOWN / HIGH SCHOOL / PREVIOUS SCHOOL
0	Marcus Garrett	G	6-5	195	So.	1L	Dallas, Texas / Skyline HS
1	Dedric Lawson	F	6-9	235	RS-Jr.	TR	Memphis, Tenn. / Hamilton HS / Memphis
2	Charlie Moore	G	5-11	180	RS-So.	TR	Chicago, Ill. / Morgan Park HS / California
5	Quentin Grimes	G	6-5	210	Fr.	HS	The Woodlands, Texas / College Park HS
10	Elijah Elliott	G	6-3	185	Fr.	HS	Southlake, Texas / Carroll Senior HS
11	Devon Dotson	G	6-2	185	Fr.	HS	Charlotte, N.C. / Providence Day School
12	Chris Teahan	G	6-4	195	So.	1L	Leawood, Kan. / Rockhurst HS
13	K.J. Lawson	G	6-8	210	RS-So.	TR	Memphis, Tenn. / Hamilton HS / Memphis
20	Garrett Luinstra	G	6-2	155	Fr.	HS	Lawrence, Kan. / Lawrence Free State HS
22	Silvio De Sousa	F	6-9	245	So.	1L	Luanda, Angola / IMG Academy [Fla.]
24	Lagerald Vick	G	6-5	190	Sr.	3L	Memphis, Tenn. / Douglass HS
30	Ochai Agbaji	G	6-5	210	Fr.	HS	Kansas City, Mo. / Oak Park HS
33	David McCormack	F	6-10	265	Fr.	HS	Norfolk, Va. / Oak Hill Academy
35	Udoka Azubuike	C	7-0	270	Jr.	2L	Delta, Nigeria / Potter's House Christian Academy [Fla.]
44	Mitch Lightfoot	F	6-8	225	Jr.	2L	Gilbert, Ariz. / Gilbert Christian HS

COACHING STAFF

NAME	POSITION // YEAR AT KU	ALMA MATER // YEAR
Bill Self	Head Coach // 16th	Oklahoma State // 1985
Kurtis Townsend	Assistant Coach // 15th	Western Kentucky // 1982
Norm Roberts	Assistant Coach // 8th	Queens College // 1987
Jerrance Howard	Assistant Coach // 6th	Illinois // 2004
Brennan Bechard	Dir. of Operations // 8th	Kansas // 2009
Fred Quartlebaum	Dir. of S-A Development // 5th	Fordham // 1989
Jeremy Case	Video Coordinator // 4th	Kansas // 2005

PRONUNCIATIONS

Udoka Azubuike..... you-DOE-kuh az-uh-BOO-kee
 Silvio De Sousa..... deh-SOE-suh
 Devon Dotson..... DEH-vawn
 Dedric Lawson..... DEE-drik
 Garrett Luinstra..... loo-IN-struh
 Ochai Agbaji..... OH-chie uh-BAH-gée

RADIO/TV ROSTER



0 **MARCUS GARRETT**
So. · G · 6-5 · 195
Dallas, Texas



1 **DEDRIC LAWSON**
R-Jr. · F · 6-9 · 235
Memphis, Tenn.



2 **CHARLIE MOORE**
R-So. · G · 5-11 · 180
Chicago, Ill.



5 **QUENTIN GRIMES**
Fr. · G · 6-5 · 210
The Woodlands, Texas



10 **ELIJAH ELLIOTT**
Fr. · G · 6-3 · 185
Southlake, Texas




11 **DEVON DOTSON**
Fr. · G · 6-2 · 185
Charlotte, N.C.



12 **CHRIS TEAHAN**
So. · G · 6-4 · 195
Leawood, Kan.



13 **K.J. LAWSON**
R-So. · G · 6-8 · 210
Memphis, Tenn.



20 **GARRETT LUINSTRA**
Fr. · G · 6-2 · 155
Lawrence, Kan.



22 **SILVIO DE SOUSA**
So. · F · 6-9 · 245
Luanda, Angola



24 **LAGERALD VICK**
Sr. · G · 6-5 · 190
Memphis, Tenn.



30 **OCHAI AGBAJI**
Fr. · G · 6-5 · 210
Kansas City, Mo.



33 **DAVID MCCORMACK**
Fr. · F · 6-10 · 265
Norfolk, Va.



35 **UDOKA AZUBUIKE**
Jr. · C · 7-0 · 270
Delta, Nigeria



44 **MITCH LIGHTFOOT**
Jr. · F · 6-8 · 225
Gilbert, Ariz.



BILL SELF
Head Coach
16th Season



KURTIS TOWNSEND
Assistant Coach
15th Season



NORM ROBERTS
Assistant Coach
Eighth Season



JERRANCE HOWARD
Assistant Coach
Sixth Season



BRENNAN BECHARD
Director of Operations
Eighth Season



FRED QUARTLEBAUM
Dir. of S-A Development
Fifth Season

TEXAS LONGHORNS

NO.	NAME	POS.	HT.	WT.	CL.	HOMETOWN / PREVIOUS SCHOOL(S)
0	Gerald Liddell	F	6-8	200	Fr.-HS	Cibolo, Texas / Steele HS
1	Andrew Jones	G	6-4	180	Jr.-2L	Irving, Texas / MacArthur HS
2	Matt Coleman III	G	6-2	180	So.-1L	Norfolk, Virginia / Oak Hill Academy
3	Courtney Ramey	G	6-3	185	Fr.-HS	St. Louis, Missouri / Webster Groves HS
4	Drayton Whiteside	G	6-0	156	Jr.-HS	Austin, Texas / Vandegrift HS
5	Royce Hamm Jr.	G	6-8	240	So.-1L	Houston, Texas / Aldine Davis HS
10	Jaxson Hayes	F	6-11	220	Fr.-HS	Loveland, Ohio / Cincinnati Moeller HS
12	Kerwin Roach II	G	6-4	180	Sr.-3L	Houston, Texas / North Shore HS
13	Jase Febres	G	6-5	190	So.-1L	Houston, Texas / Westfield HS
20	Jericho Sims	F	6-9	240	So.-1L	Minneapolis, Minnesota / Cristo Rey Jesuit HS
21	Dylan Osetkowski	F	6-9	250	Sr.-1L	San Diego, California / JSerra Catholic HS / Tulane
22	Blake Nevins	G	6-5	205	So.-HS	Cypress, Texas / Cypress Ranch HS
30	Brock Cunningham	F	6-6	215	Fr.-HS	Austin, Texas / Westlake HS
33	Kamaka Hepa	F	6-9	225	Fr.-HS	Barrow, Alaska / Jefferson HS [Oregon]
55	Elijah Mitrou-Long	G	6-1	185	Jr.-TR	Mississauga, Ontario, Canada / John Carroll [Md.] HS / Mount St. Mary's

Head Coach: Shaka Smart (Kenyon College '99)

Associate Head Coach: Darrin Horn; **Assistant Coaches:** Neill Berry, Jai Lucas

ABOUT KANSAS

No. 7/8 Kansas is 14-2 overall and 3-1 in Big 12 play after its 73-68 win at Baylor on Jan. 12. In all games, Kansas ranks in the top three in the Big 12 in scoring offense (third at 78.8), rebounding (third at 38.8), steals (second at 7.6) and assists (third at 14.7). KU has a +9.1 scoring margin, +2.7 rebound margin and has outrebounded 10 of 16 opponents this season. KU also averages 6.8 3-pointers made and 4.1 blocked shots per game.

Redshirt-junior F Dedric Lawson has seven double-doubles in his last nine games and a Big 12-leading 11 for the season, which is tied for first nationally. Dedric Lawson has scored 20 or more points in nine games this season with eight in his last 13 contests. He is second in the Big 12 in scoring at 19.3 ppg and leads the league in rebounding at 10.8 rpg. He is the only player in the league averaging a double-double. A three-time Big 12 Player of the Week (11/12, 11/26, 12/26) and two-time league newcomer of the week (12/3, 12/17), Lawson leads KU with 19 blocked shots and his 1.2 blocks per game are eighth in the conference.

NCAA DI DOUBLE-DOUBLE LEADERS

RNK	PLAYER (SCHOOL)	GAMES	DOUBLE-DOUBLES
1	Devontae Cacok (UNC-Willilmington)	18	12
t2	Dedric Lawson (Kansas)	16	11
t2	Mike Daum (South Dakota St.)	20	11
t2	Demajeo Wiggins (Bowling Green)	16	11

Through games played on Jan. 13, 2019

Senior G Lagerald Vick is coming off an 18-point performance at Baylor (1/12) where he was 6-for-8 from 3-point range. He also scored his 1,000th career point at Baylor. Vick is scoring at 14.8 points per game, which is sixth in the league. He is tied for the Big 12 lead in 3-point field goals made per game at 3.1 and is second in the league in 3-point field goal percentage at 45.8 percent. Vick's 1.4 steals per game are seventh in the conference.

Freshman G Devon Dotson ranks sixth in the Big 12 in steals at 1.6, sixth in free throw percentage at 78.1 and tied for 10th in assists at 3.1. Dotson averages 11.1 points per game and shoots 50.4 percent from the floor, which is 13th in the Big 12. Freshman G Quentin Grimes is second on the team with 18 3-pointers made this season. He has scored 14 or more points in three of his last five games and averages 8.9 points per contest for the season.

Freshman G Ochai Agbaji pulled his redshirt against TCU (1/9). In just two games, Agbaji is averaging 23.0 minutes, 8.5 points, 3.5 rebounds and is shooting 70.0 percent from the floor. Sophomore G Marcus Garrett has started the last three games and eight for the season. Garrett has six games with multiple steals this season and his 1.4 thefts average are eighth in the Big 12. Garrett is averaging 5.8 points and 3.5 rebounds per game and has 40 assists.

Redshirt-sophomore G Charlie Moore has made nine 3-pointers in his last six games and 12 of his 20 field goals this season have been beyond the arc. Moore scores 3.9 points per game.

Other KU regulars include redshirt-sophomore G K.J. Lawson (2.8 ppg, 1.9 rpg), freshman F David McCormack (2.2 ppg, 2.1 rpg) and junior F Mitch Lightfoot (1.9 ppg, 2.4 rpg). Lightfoot leads KU with five charges taken and is third on the team with nine blocked shots.

BIG 12 SINGLE-SEASON REBOUND LEADERS FROM KANSAS

SEASON	PLAYER (NATIONAL RANK)	RBS/GM
2011-12	Thomas Robinson (2)	11.9
2010-11	Markieff Morris (68)	8.3
2004-05	Wayne Simien (7)	11.0
2001-02	Drew Gooden (4)	11.4
1997-98	Raef LaFrentz (3)	11.4

ABOUT TEXAS

Located in Austin, Texas, with an enrollment of 51,334, Texas is 10-6 on the season and 2-2 in Big 12 play. The Longhorns look to end a two-game losing streak after their 68-62 loss to No. 8/8 Texas Tech on Jan. 12. Texas is coached by Shaka Smart who is 60-56 in his fourth season at UT and 223-112 in his 10th year overall.

Texas averages 71.1 points per game with a +7.2 scoring margin. The Longhorns rank in the top three in the Big 12 in 3-point field goals made (third at 8.3) and blocked shots (third at 4.7). UT averages 36.2 rebounds per game with a +0.8 rebound margin. The Longhorns also average 13.5 assists and 6.3 steals per contest.

Senior G Kerwin Roach II leads Texas in scoring at 13.6 points per game which is 11th in the Big 12. Roach's 24 3-pointers made are second-most on the team, as are his 50 assists. He pulls down 5.0 rebounds per game and has 19 steals. Freshman F Jaxson Hayes is a starter who scores 10.1 points per game. He is second in the Big 12 with 2.5 blocked shots per game and pulls down 5.1 rebounds per contest.

Sophomore G Matt Coleman III leads Texas with 55 assists and he scores 10.1 points per game. Coleman has made 20 3-pointers this season. Senior F Dylan Osetkowski is third in the Big 12 in rebounds per game at 8.0. He is second on the team with 20 steals and scores 9.5 points per game.

Sophomore G Jase Febres has 11 starts this season and he leads UT with 32 3-pointers made while his 2.0 threes per game are tied for fifth in the league. Febres averages 8.1 points per outing. Junior G Elijah Mitrou-Long leads UT in steals with 22. He averages 7.5 points and 3.3 rebounds per contest.

Other UT regulars include freshman G Courtney Ramey (5.5 ppg, 2.6 rpg), sophomore F Jericho Sims (5.0 ppg, 3.6 rpg), sophomore F Royce Hamm Jr. (3.5 ppg, 2.4 rpg) and freshman F Kamaka Hepa (2.1 ppg).

2018-19 QUICK FACTS

GENERAL INFORMATION

Location	Lawrence, Kan.
Enrollment	28,510
Founded	1866
Nickname	Jayhawks
School Colors	Crimson (Pantone 186) and Blue (Pantone 293)
Conference	Big 12
Chancellor	Douglas A. Girod
Athletics Director	Jeff Long
Deputy Athletics Director (MBB)	Sean Lester
Athletics Website	www.KUAthletics.com
Ticket Office Phone	1.800.34.HAWKS (42957)

HISTORY

Seasons of Basketball	120th
First Season	1889-90
All-Time Record (Win %)	2,262-851 (.727)
Conference Regular-Season Titles (last)	61 (2018)
Conference Postseason Tourn. Titles (last)	15 (2018)
NCAA Tournament Appearances (last)	47 (2018)
NCAA Tournament Record	107-46
Consecutive NCAA Appearances	29 (1990-pres.)
NCAA Final Four Appearances (last)	15 (2018)
NIT Appearances (last)	2 (1969)

ALLEN FIELDHOUSE

Year Opened (Seasons)	1955 (64th season)
Capacity	16,300
Consecutive Sellouts	284 games (Since 2001-02)
All-Time Record (Win %)	781-113 (.873)
Record under Bill Self (Win %)	243-13 (.949)

COACHING STAFF

Head Coach	Bill Self (Oklahoma State, '85)
Record at KU	461-98 (16th season)
Overall Record	668-203 (26th season)
Assistant Coach	Kurtis Townsend (W. Kentucky, '82)
15th season	
Assistant Coach	Norm Roberts (Queens College, '87)
Eighth season	
Assistant Coach	Jerrance Howard (Illinois, '04)
Sixth season	

2017-18 REVIEW

Overall Record	31-8 (.795)
Big 12 Record (Finish)	13-5 (1st)
Home Record	14-4 (14-3 in AFH)
Road Record	7-3
Neutral Record	10-1
Big 12 Championship	No. 1 Seed / Champion vs. WVU - W, 81-70
NCAA Tournament	No. 1 Seed / Final Four vs. Villanova - L, 79-95
Associated Press Poll Ranking (final)	4
USA TODAY Coaches' Poll Ranking (final)	3

2018-19 TEAM INFORMATION

Letterwinners Returning / Lost	6 / 6
Starters Returning / Lost	2 / 3
Newcomers	9
Fr / So / Jr / Sr	5 / 5 / 3 / 1

COMMUNICATIONS

Todd Kober	Assoc. AD/Executive Dir. External Branding
Chris Theisen	Assistant AD Communications (MBB)
Phone	785.331.9356
Email	.theisen@ku.edu
Brad Gilbert	Asst. Communications Director (MBB)
Phone	785.424.4008
Email	brgilbert@ku.edu
Mailing Address	Kansas Athletics Communications 1651 Naismith Drive, Parrott 1400 Lawrence, KS 66045-4069
Main Office Phone	785.864.3417
Twitter/Instagram	@KUHoops
Facebook	/KansasBasketball
Hashtags	#KUball #RockChalk #PayHeed

2018-19 MEDIA INFORMATION

Weekly Press Conference

Bill Self will conduct press conferences throughout the season. Media members should contact the communications office for accurate dates and times. Video of the press conference will stream live on *ESPN+*. Remaining schedule: January 17, 24; February 14, 21, 28; March 7, 11, 17.

Big 12 Teleconference

The Big 12 Conference conducts weekly interviews with every league head coach throughout the season. Bill Self's scheduled time is from 10:00-10:08 a.m. each week. Contact the Big 12 office for the appropriate phone number and for the entire lineup of coaches' times. Schedule: January 17, 24, 31; February 7, 14, 21, 28; March 11.

Hawk Talk Radio Show

Hawk Talk, Bill Self's radio show, airs week during the season from 6-7 p.m. on most Jayhawk Radio IMG Network stations. March 11 is the final show of the season. Hawk Talk will originate from the Johnny's Tavern West in Lawrence. Remaining Schedule: January 15, 22, 30; February 6, 12, 19, 26; March 6, 11.

Credentials

Please apply at KUathletics.com/media

JAYHAWK IMG RADIO NETWORK AFFILIATES

Abilene/Salina	KDJM-101.7 FM
Coffeyville	KGGF-104.1 FM
Concordia	KNCK-94.9 FM
Dodge City	KGNO-1370 AM
Emporia	KVOE-1400 AM
Fort Scott	KMDO-1400 AM
Fort Scott	KOMB-103.9 FM
Garden City	KBUF-1030 AM
Glen Elder	KZDY-96.3 FM
Goodland/Colby	KWGB-97.9 FM
Great Bend/Larned	KBGL-106.9 FM
Hays	KAYS-1400 AM
Hutchinson	KSKU-94.7 FM
Iola	KIOL-1370 AM
Kansas City	KCTE-1510 AM
Kansas City	KCTE-99.3 FM
Kansas City	WHB-810 AM
Lawrence (Flagship)	KLWN-1320 AM
Lawrence (Flagship)	KKSW-105.9 FM
Liberal	KSCB-1270 AM
Marysville	KNDY-95.5 FM
Parsons	KLKC-1540 AM
Parsons	KLKC-93.5 FM
Phillipsburg	KKAN-1490 AM
Phillipsburg	KQMA-92.5 FM
Russell	KRSL-95.9 FM
Topeka	KMAJ-1440 AM
Topeka	KWIC-99.3 FM
Wellington	KLEY-100.3 FM
Wichita	KFH-1240 AM
Wichita	KFH-97.5 FM

ASSOCIATED PRESS (AP)

JANUARY 14, 2019

RANK	SCHOOL (FIRST PLACE VOTES)	RECORD	POINTS
1	Duke (36)	14-1	1,558
2	Michigan (9)	17-0	1,497
3	Tennessee (13)	14-1	1,482
4	Virginia (6)	15-0	1,473
5	Gonzaga	16-2	1,315
6	Michigan State	15-2	1,292
7	KANSAS	14-2	1,188
8	Texas Tech	15-1	1,157
9	Virginia Tech	14-1	1,091
10	Nevada	16-1	1,015
11	Florida State	13-3	918
12	Kentucky	12-3	790
13	North Carolina	12-4	678
14	Auburn	12-3	669
15	Marquette	14-3	668
16	Buffalo	15-1	625
17	North Carolina State	14-2	586
18	Mississippi	13-2	501
19	Maryland	14-3	412
20	Oklahoma	13-3	394
21	Houston	16-1	387
22	Villanova	13-4	300
23	Iowa	14-3	172
24	Mississippi State	12-3	154
25	Indiana	12-4	116

OTHERS RECEIVING VOTES: Louisville 112, Nebraska 36, Ohio State 34, Wisconsin 31, **Iowa State 20**, UCF 17, Purdue 16, **Kansas State 14**, St. John's 12, **TCU 12**, Murray State 9, Washington 8, Arizona 8, LSU 7, Seton Hall 6, South Carolina 6, Temple 5, Minnesota 3, **Wofford 2**, Cincinnati 2, Florida 1, Hofstra 1

WEEK-BY-WEEK RANKINGS

WEEK	AP	COACHES	NCAA NET
Preseason	1 (37)	1 (14)	-
Nov. 12	2 (14)	-	-
Nov. 19	2 (7)	2	-
Nov. 26	2 (31)	2 (15)	11
Dec. 3	2 (19)	2 (10)	14
Dec. 10	1 (57)	1 (26)	6
Dec. 17	1 (56)	1 (27)	5
Dec. 24	5 (4)	5 (2)	16
Dec. 31	5 (4)	6	15
Jan. 7	7	9	16
Jan. 14	7	8	12
Jan. 21			
Jan. 28			
Feb. 4			
Feb. 11			
Feb. 18			
Feb. 25			
March 4			
March 11			

() - First place votes in parenthesis

USA TODAY (COACHES)

JANUARY 14, 2019

RANK	SCHOOL (FIRST PLACE VOTES)	RECORD	POINTS
1	Virginia	15-0	770
2	Duke	14-1	754
3	Tennessee	14-1	745
4	Michigan	17-0	738
5	Gonzaga	16-2	644
6	Michigan State	15-2	641
7	Virginia Tech	14-1	577
8	KANSAS	14-2	572
9	Texas Tech	15-1	564
10	Nevada	16-1	512
11	Florida State	13-3	383
12	Auburn	12-3	381
13	Marquette	14-3	331
14	Kentucky	12-3	323
15	North Carolina	12-4	310
16	North Carolina State	14-2	307
17	Houston	16-1	288
17	Buffalo	15-1	288
19	Oklahoma	13-3	216
20	Mississippi	13-2	192
21	Villanova	13-4	146
22	Maryland	14-3	140
23	Mississippi State	12-3	118
24	Iowa	14-3	108
25	Indiana	12-4	75

OTHERS RECEIVING VOTES: Ohio State 74; **Iowa State 38**; Louisville 27; Central Florida 26; **TCU 24**; Nebraska 21; St. John's 18; **Kansas State 14**; Arizona 6; Minnesota 5; Furman 5; **Arizona State 4**; North Texas 4; Washington 3; Purdue 3; Wisconsin 3; LSU 2

RANKINGS BREAKDOWN

	AP	COACHES
Weeks in Top 25	761 (276)	533 (289)
Weeks in Top 10	551 (209)	425 (222)
Weeks in Top 5	336 (130)	288 (142)
Weeks at No. 1	69 (29)	61 (30)
Most Consecutive Weeks in Top 25	191* (191*)	195* (195*)
Most Consecutive Weeks at No. 1	15 (9)	15 (9)
W-L vs Top 25	226-191 (95-46)	-
Home vs Top 25	87-47 (41-6)	-
Away vs Top 25	52-74 (23-19)	-
Neutral vs Top 25	87-70 (30-21)	-
W-L vs Top 10	100-107 (40-20)	-
Home vs Top 10	34-31 (14-2)	-
Away vs Top 10	21-35 (10-6)	-
Neutral vs Top 10	45-41 (16-12)	-

() - Bill Self era in parenthesis

* - Current Streak - longest active in the NCAA

2018-19 BIG 12 STANDINGS (AS OF 1.12.19)

Team	BIG 12						OVERALL					
	Record	Pct	Home	Away	Neutral	Streak	Record	Pct	Home	Away	Neutral	Streak
Texas Tech	4-0	1.000	2-0	2-0	0-0	W4	15-1	.938	10-0	2-0	3-1	W5
KANSAS	3-1	.750	2-0	1-1	0-0	W2	14-2	.875	10-0	1-2	3-0	W2
Oklahoma	2-2	.500	2-0	0-2	0-0	W1	13-3	.813	7-0	3-2	3-1	W1
Iowa State	2-2	.500	1-1	1-1	0-0	L2	12-4	.750	8-1	2-2	2-1	L2
Kansas State	2-2	.500	1-1	1-1	0-0	W2	12-4	.750	9-1	1-3	2-0	W2
Texas	2-2	.500	1-1	1-1	0-0	L2	10-6	.625	7-4	1-1	2-1	L2
Oklahoma State	2-2	.500	1-1	1-1	0-0	W2	8-8	.500	5-2	1-4	2-2	W2
TCU	1-2	.333	1-0	0-2	0-0	L2	12-3	.800	7-1	2-2	3-0	L2
Baylor	1-2	.333	1-1	0-1	0-0	L1	9-6	.600	7-3	1-2	1-1	L1
West Virginia	0-4	.000	0-2	0-2	0-0	L4	8-8	.500	6-3	0-2	2-3	L4

THE SERIES

In a series that dates back to 1938, Kansas leads Texas 31-8, including a 16-1 record in games in Lawrence, 14-1 in Allen Fieldhouse. KU has won nine straight, 14 of the last 15 meetings, and 17 of the last 19 matchups, starting with the 2008 Big 12 Championship title game.

Since the inception of the Big 12, Kansas holds a 27-7 record against Texas with a 23-6 mark in regular-season play and 4-1 record in the Big 12 Championship. Kansas head coach Bill Self is 21-8 all-time against Texas, including 21-6 while at KU. Texas head coach Shaka Smart is 1-6 versus Kansas, including 0-6 while at UT. Smart's 2011 VCU team defeated Kansas, 71-61, in the NCAA Tournament Southwest Region championship game in San Antonio.

A KANSAS WIN WOULD...

Make Kansas 15-2 and 4-1 or better in Big 12 play for the 13th-straight season beginning in 2006-07 ... Give Kansas a 32-8 all-time series record against Texas, including a 17-1 record in Lawrence (15-1 in Allen Fieldhouse) ... Make KU 28-7 against Texas in the Big 12 era ... Give Kansas its 14th-straight win in Allen Fieldhouse, including 10-0 this season ... Make KU 782-113 all-time in Allen Fieldhouse, including 244-13 under Bill Self ... Make Self 462-98 while at Kansas, 669-203 overall and 22-8 all-time versus Texas (22-6 while at KU) ... Make Kansas 2,263-851 all-time.

A KANSAS LOSS WOULD...

Make Kansas 14-3 and 3-2 in conference play for the first time since the 2005-06 season ... End a Kansas nine-game winning streak against Texas and make the KU-Texas series 31-9 in favor of Kansas, 16-2 in games played in Lawrence (14-2 in Allen Fieldhouse) ... End a Kansas 13-game winning streak in Allen Fieldhouse ... Make KU 9-1 in Allen Fieldhouse this season, 781-114 all-time in the venue, including 243-14 under Bill Self ... Make Self 461-99 while at Kansas, 668-204 overall and 21-9 all-time versus Texas (21-7 while at KU) ... Make Kansas 2,262-852 all-time.

LAST TIME OUT

Six threes from senior Lagerald Vick and some stingy Kansas defense helped the No. 7/9 Jayhawks take down the Baylor Bears, 73-68, Jan. 12 inside the Ferrell Center. Vick led all scorers with 18 points and was closely followed by Dedric Lawson, who scored in double figures for the 12th time in his last 13 outings with his 17 points.

It was a stellar start for the Jayhawks, specifically on the defensive end. KU held the Bears without a field goal until the 9:34 mark of the opening half. In that span, KU notched six blocks and forced four Bear turnovers. Meanwhile, the lockdown defense helped Kansas build an 18-2 lead midway through the first frame with Ochai Agbaji's dunk at the 10:30 mark.

The Jayhawks carried that momentum into the second half. Vick connected from deep again just over a minute after the restart and began a 14-4 KU run that got its lead back to a comfortable distance, 49-32, with Quentin Grimes' triple with 13:45 to play.

The KU lead swelled to 23 points with less than seven minutes to play as the Jayhawks held the Bears to just one field goal from the 11-minute mark to the six-minute mark.

BU outscored KU 17-4 in those final three minutes, cutting the Jayhawk lead to four points, 72-68, on Devonte Bando's 3-pointer with 26 seconds remaining. But that is as close as the home side could get as Kansas held off the late Bears charge to secure the 73-68 win.

BAYLOR LEFTOVERS & NOTABLES

- KU's seven first-half blocks were its most in a half since KU notched seven blocks in the second half against Siena on Jan. 18, 2016.
- The Jayhawks' 11 blocks for the game were a season high and their most since KU tallied 12 rejections against Nebraska on Dec. 10, 2016.
- Kansas shot above 50 percent (54.5 percent) for the seventh time this season and the 254th time during the Bill Self era. KU is now 245-9 since 2003-04 when shooting 50 percent or better.
- Kansas was outrebounded for the fourth time this season, the Jayhawks are now 3-1 in those games. KU posted a season low in rebounds (30) while giving up a season high (49). Baylor's 49 rebounds are the most against KU since Oklahoma tallied 55 on Jan. 4, 2016.
- Baylor's 19-rebound advantage tied for the most by a KU opponent since the 1988-89 season. Oklahoma held a +19 rebound differential against the Jayhawks (2/26/11).
- With his 3-pointer at the 1:45 mark of the first half, senior G Lagerald Vick tallied his 98th, 99th and 1,000th points of his career. It made him the 61st player in KU history to score 1,000 points and the 16th player in the Bill Self era.
- Vick's 6-of-8 clip from beyond the 3-point arc marked the fourth time this season he has tallied six or more triples. This makes him the first Jayhawk in the Big 12 era to post four or more games with six or more 3-pointers.
- With his five blocked shots, Dedric Lawson became just the third player in Big 12 history to tally 5+ blocks and 5+ steals in a single game, joining Baylor's Quincy Acy in 2008 and Baylor's Brian Skinner in 1996.

DOUBLE-DOUBLE MACHINE

Redshirt junior F Dedric Lawson leads the Big 12 with 11 double-doubles this season, including seven in his last nine outings. Lawson entered the 2018-19 season with 36 double-doubles in his two seasons at Memphis. He had 17 as a freshman in 2015-16 and 19 as a sophomore in 2016-17.

Lawson's 47 career double-doubles are third on the NCAA Division I active list. Lawson is the only non-senior on the NCAA Division I top-10 list.

ACTIVE NCAA DI CAREER DOUBLE-DOUBLE LEADERS

RNK	PLAYER (TEAM)	GMS	DOUBLE-DOUBLES
1	James Thompson VI (E. Mich.)	116	65
2	Jordan Murphy (Minnesota)	113	55
t3	Dedric Lawson (Memphis/Kansas)	81	47
t3	Devontae Cacok (UNC-Wilmington)	114	47
t5	Mike Daum (South Dakota State)	124	43
t5	Jordan Konchar (Purdue-FW)	120	43

Through games played on Jan. 13, 2019



NCAA TOP-150



BIG 12 TOP-10

STATISTIC RANKINGS

(as of 1.13.2019)

	STAT	NCAA	BIG 12
W-L%	.875	13th	2nd
SCORING	78.8	70th	3rd
SCORING DEFENSE	69.6	130th	9th
SCORING MARGIN	+9.1	67th	4th
REBOUNDING	38.8	60th	3rd
REBOUNDING DEF.	36.1	-	9th
REBOUNDING MARGIN	+2.7	125th	7th
ASSISTS	14.7	109th	3rd
ASSIST-TO RATIO	1.1	131st	6th
TURNOVER MARGIN	+1.4	122nd	6th
STEALS	7.6	75th	2nd
BLOCKED SHOTS	4.1	92nd	7th
FG %	47.8	49th	4th
FG % DEF.	39.9	38th	4th
3FG MADE	6.8	-	7th
3FG%	34.5	-	4th
3FG% DEF.	32.9	144th	8th
FT%	67.7	-	6th

INDIVIDUAL (ALL GAMES)

SCORING			
Dedric Lawson	19.3	59th	2nd
Lagerald Vick	14.8	-	6th
FIELD GOAL PERCENTAGE (MIN. 5 MADE PER GAME)			
Dedric Lawson	50.7	120th	7th
Lagerald Vick	48.1	-	8th
FREE THROWS MADE			
Dedric Lawson	77	64th	1st
FREE THROWS ATTEMPTED			
Dedric Lawson	102	64th	1st
FREE THROW PERCENTAGE			
Devon Dotson	78.1	-	4th
3-POINT FIELD GOALS MADE PER GAME			
Lagerald Vick	3.1	45th	1st
3-PT FIELD GOAL PERCENTAGE (MIN. 2.5 MADE PER GAME)			
Lagerald Vick	45.8	18th	1st
REBOUNDING			
Dedric Lawson	10.8	8th	1st
DEFENSIVE REBOUNDS			
Dedric Lawson	7.7	13th	1st
OFFENSIVE REBOUNDS			
Dedric Lawson	3.1	36th	2nd
STEALS			
Devon Dotson	1.6	-	6th
Lagerald Vick	1.4	-	7th
DOUBLE-DOUBLES			
Dedric Lawson	11	2nd	1st
MINUTES			
Lagerald Vick	34.0	122nd	2nd

2018-19 ACCOLADES

TEAM

NIT Season Tip-Off Champion
Preseason No. 1 in Associated Press Poll
Preseason No. 1 in *USA TODAY* Coaches' Poll
Preseason No. 1 in Big 12 Conference Coaches' Poll

UDOKA AZUBUIKE

Kareem Abdul-Jabbar Center of the Year Award Candidate (1 of 20)
Preseason All-Big 12 Honorable Mention

DEVON DOTSON

Big 12 Newcomer of the Week (12.31.18)
Bob Cousy Point Guard of the Year Award Candidate (1 of 20)

QUENTIN GRIMES

Big 12 Newcomer of the Week (11.12.18)
Wooden Award Preseason Watch List (1 of 50)
Naismith Trophy Watch List (1 of 50)
Jerry West Shooting Guard of the Year Candidate (1 of 20)
Preseason Big 12 Freshman of the Year
Preseason All-Big 12 Honorable Mention

DEDRIC LAWSON

Wooden Award Midseason Watch List (1 of 25)
Big 12 Player of the Week (12.26.18)
Oscar Robertson Trophy Midseason Watch List (12.21.18)
Big 12 Newcomer of the Week (12.17.18)
Big 12 Newcomer of the Week (12.3.18)
Big 12 Player of the Week (11.26.18)
NIT Season Tip-Off MVP & All-Tournament Team
Big 12 Player of the Week (11.12.18)
Wooden Award Preseason Watch List (1 of 20)
Naismith Trophy Watch List (1 of 50)
Preseason Associated Press All-America
Karl Malone Power Forward of the Year Award Candidate (1 of 20)
Preseason All-Big 12 First Team

LAGERALD VICK

Big 12 Player of the Week (12.3.18)
NIT Season Tip-Off All-Tournament Team
Big 12 Player of the Week (11.19.18)

ESPN BIG MONDAY REGULARS

For the 13th year in a row Kansas men's basketball will be featured four times on ESPN Big Monday beginning Jan. 14 against Texas. Since the inception of the Big 12 in 1996-97, Kansas is 65-18 all-time on ESPN Big Monday (37-1 at home and 28-17 on the road), including 46-12 under head coach Bill Self (26-0 at home and 20-12 on the road).

KU has won 30-straight Big Monday games in Allen Fieldhouse. KU has won its last 10 ESPN Big Monday contests. The Jayhawks are 7-3 versus Texas on ESPN Big Monday, including 4-0 in Allen Fieldhouse.

KU ON ESPN'S BIG MONDAY (SINCE 2004)

SEASON	HOME	AWAY	TOTAL
2004	1-0	1-2	2-2
2005	1-0	0-2	1-2
2006	1-0	1-1	2-1
2007	1-0	3-0	4-0
2008	3-0	0-1	3-1
2009	1-0	2-1	3-1
2010	2-0	2-0	4-0
2011	2-0	1-1	3-1
2012	2-0	2-0	4-0
2013	2-0	2-0	4-0
2014	2-0	1-1	3-1
2015	2-0	0-2	2-2
2016	2-0	1-1	3-1
2017	2-0	2-0	4-0
2018	2-0	2-0	4-0
TOTAL	26-0	20-12	46-12

LAWSON EARNS SIXTH BIG 12 WEEKLY HONOR

Kansas redshirt-junior Dedric Lawson averaged 24.0 points and 8.5 rebounds in two Kansas victories and has been named the Big 12 Newcomer of the Week in a vote by a media panel which covers the league, the conference announced Jan. 14. This is the third conference newcomer of the week for Lawson and his sixth weekly award from the league in 2018-19.

Lawson scored a season-high 31 points and pulled down 14 rebounds in Kansas' 77-68 win against No. 25 TCU on Jan. 9. It marked the second 30-point game of the season for the Memphis, Tennessee native. In KU's 73-68 win at Baylor on Jan. 12, Lawson had 17 points, a season-high five blocked shots and a career-high five steals. He became only the third player in Big 12 history to have five blocked shots and five steals in one game. He joined Baylor's Quincy Acy in 2008 and Baylor's Brian Skinner in 1996.

Lawson has seven double-doubles in his last nine games and a Big 12-leading 11 for the season, which is tied for second nationally. He has scored 20 or more points in nine games this season with eight in his last 13 contests. He is second in the Big 12 in scoring at 19.3 ppg and leads the league in rebounding at 10.8 rpg. He is the only

player in the league averaging a double-double. A three-time Big 12 Player of the Week (11/12, 11/26, 12/26) and three-time league newcomer of the week (12/3, 12/17, 1/14), Lawson leads KU with 19 blocked shots and his 1.2 blocks per game are eighth in the conference.

VICK COLLECTS 1,000TH-CAREER POINT

Senior G Lagerald Vick scored his 1,000th-career point at Baylor Jan. 12. Vick has averaged 9.2 ppg in his 110 outings as a Jayhawk and 12.9 ppg since the start of his junior season. He is the 61st Jayhawk and the 16th player in the Bill Self era (since 2003-04) to hit the 1,000-point plateau and his 1,012 career points are 59th on the school list. Kansas has had at least one player hit 1,000 points in nine of the last 11 years, including each of the last five seasons.

1,000 POINT SCORERS IN THE BILL SELF ERA

PLAYER (YEARS)	GAMES	POINTS	PPG
Sherron Collins (2007-10)	143	1,888	13.2
Frank Mason III (2014-17)	145	1,885	13.0
Keith Langford (2002-05)	136	1,812	13.3
Perry Ellis (2013-16)	144	1,798	12.5
Devonte' Graham (2015-18)	142	1,750	12.3
Wayne Simien (2002-05)	106	1,593	15.0
Tyshawn Taylor (2009-12)	146	1,580	10.8
Brandon Rush (2006-08)	109	1,477	13.6
Marcus Morris (2009-11)	109	1,371	12.6
Mario Chalmers (2006-08)	110	1,341	12.2
Wayne Selden Jr. (2014-16)	109	1,202	13.8
Aaron Miles (2002-05)	138	1,183	8.6
Svi Mykhailiuk (2015-18)	136	1,181	8.7
Cole Aldrich (2008-10)	111	1,038	9.4
Thomas Robinson (2010-12)	105	1,026	9.8
Lagerald Vick (2016-Pres.)	110	1,012	9.2

AZUBUIKE TO MISS REMAINDER OF 2018-19 SEASON

Kansas junior C Udoka Azubuike will miss the rest of the 2018-19 season due to surgery required to repair ligament damage in his right hand, KU announced Jan. 6. Azubuike had successful surgery on Jan. 9 by Thomas J. Graham, MD of the NYU Department of Orthopedic Surgery.

"Udoka had an MRI done this morning and the MRI revealed he tore the same ligament in his right hand that he tore in his left hand his freshman season (Dec. 2016)," said Kansas head coach Bill Self on Jan. 6. "This occurred in practice on Friday (Jan. 4) and although the initial x-rays did not reveal the extent of the injury, the MRI did and it will require season-ending surgery... The doctors expect a complete recovery and Udoka will be able to assume full basketball activities at some point this summer."

Azubuike saw action in nine games this season, averaging 13.4 points and 6.8 rebounds per game. He was named as a candidate for the Kareem Abdul-Jabbar Center of the Year Award prior to the start of the season and was also on the preseason All-Big 12 Honorable Mention list.

UP NEXT



at
WEST VIRGINIA

Saturday, January 19
Morgantown, West Virginia
WVU Coliseum (14,000)
1 p.m. (CT) | ESPN/ESPN2

Kansas hits to road to take on West Virginia, Saturday, Jan. 19 at 1 p.m. (Central). The game will be televised on either ESPN or ESPN2.

Kansas is 10-4 all-time against West Virginia with all 14 matchups in the Big 12 era. The Mountaineers hold a 4-2 edge over the Jayhawks in Morgantown meetings but Kansas did win at WVU Coliseum, 81-70, last season, ending a WVU three-game home winning streak in the series.

THIS DAY IN KANSAS BASKETBALL HISTORY

JANUARY

14

Kansas is 22-7 all-time in games on Jan. 14

Jan. 14, 2008: Four Jayhawks scored in double figures as third-ranked Kansas cruised to a 30-point, 85-55, victory against Oklahoma on ESPN's Big Monday in Allen Fieldhouse. Kansas' Darnell Jackson scored 17 points on 8-of-10 shooting, while Brandon Rush made four 3-pointers en route to 16 points and added nine rebounds and four assists. Two other Jayhawks reached double-digit point totals as Darrell Arthur had 14 points to go along with eight rebounds and two blocks, and Mario Chalmers scored 13 points on 4-of-5 shooting and added five assists and three steals. With the win, the Jayhawks improved to 17-0 on the season and eventually would go on to win the school's fifth national championship with a 37-3 overall record.

KANSAS VS TOP-25 TEAMS

With its win versus No. 25 TCU (1/9), Kansas is 5-1 against top-25 teams in 2018-19. Under Bill Self, KU is now 95-46 against AP-ranked opponents. In his first 16 seasons at KU, Self's Jayhawks have collected four wins or more over top-25 ranked foes in 13 of those seasons, which includes a 40-17 record from 2014-present.

KU's record against top-10 ranked opponents is even more impressive. KU is 18-4 against foes ranked inside the top-10 of the AP poll since 2013-14, including 4-1 in 2017-18. Last season, KU's top-10 wins included Kentucky, West Virginia, Texas Tech and Duke. Since Bill Self's first season, the Jayhawks are 13-3 against AP top-10 teams inside Allen Fieldhouse, which includes KU's current streak of nine-straight home victories against top-10 foes.

KU VS. AP TOP-25 TEAMS UNDER SELF

SEASON	RECORD	VS. TOP-10
2018-19	5-1	2-0
2017-18	8-4	4-1
2016-17	6-3	5-1
2015-16	12-4	4-1
2014-15	10-6	0-1
2013-14	7-2	3-0
2012-13	5-2	2-1
2011-12	7-5	6-4
2010-11	5-1	1-1
2009-10	8-1	2-0
2008-09	3-3	1-2
2007-08	5-2	3-1
2006-07	5-2	2-2
2005-06	3-3	1-2
2004-05	4-2	3-1
2003-04	2-5	1-2
TOTAL	95-46	40-20

CONFERENCE SUCCESS

Kansas entered conference play having won 18 of the 22 Big 12 regular-season titles (includes ties), including the last 14, which is an NCAA record. Kansas' 61 conference titles are the most in NCAA Division I. Kentucky is second with 54 and Penn third at 37. KU's 14-straight league titles, all under head coach Bill Self, is the longest active streak in NCAA Division I and the longest streak in school history.

CONSECUTIVE REG. SEASON TITLES

#	TEAM	CONFERENCE	SEASONS
14	KANSAS	Big 12	2005-18
13	UCLA	PAC-10	1967-79
11	Gonzaga	West Coast	2001-11
10	Connecticut	Yankee	1951-60
10	UNLV	Big West	1983-92

SELF PASSES WOODEN ON ALL-TIME WINS LIST

With Kansas' win over Eastern Michigan on Dec. 29, head coach Bill Self picked up his 665th career victory, moving him past

coaching legend John Wooden, who tallied 664 wins in his 29 seasons at the helm at Indiana State and UCLA from 1947-75.

Self's 668 career wins, 461 of which have come at Kansas, move him into a tied for 34th with Gary Williams on the NCAA DI all-time coaching victories list. Self is one of 15 active coaches among the top-50 on the career wins list.

ALL-TIME NCAA DI CAREER COACHING WINS

RNK	COACH	WINS	LOSSES	WIN%
32	Denny Crum	675	295	69.6
	Rick Barnes	675	359	65.3
34	Bill Self	668	203	76.6
	Gary Williams	668	380	63.7
36	John Wooden	664	162	80.4

KANSAS IN THE NATIONAL POLLS

Kansas remained inside the top-10 in the latest national polls released Jan. 14. KU checked in at No. 7 in the Associated Press, and went up one spot to No. 8 USA TODAY Coaches' polls.

Kansas has been ranked in each of the last 190 AP polls dating back to Feb. 3, 2009, which is the longest active streak in NCAA Division I. The Jayhawks have also been listed in the top-25 of the Coaches' polls for 195-straight weeks, a figure which also leads the nation.

For the third time in poll history Kansas entered the season ranked No. 1 by Associated Press (AP), as the AP released its poll Oct. 22. Three days later, Oct. 25, Kansas was once again picked No. 1 in the USA TODAY Coaches' Poll.

TOP-10 TRIUMPHS

With its win over then-No. 5 Tennessee in the title game of the NIT Season Tip-Off on Nov. 23, Kansas extended an impressive streak. The Jayhawks' victory marked their 13th-straight over an Associated Press top-10 opponent in regular-season play. Since the 1996-97 season, no other team in the nation has strung together more than seven regular-season wins over top-10 foes. KU's last regular-season loss to a team ranked in the AP's top-10 came to No. 1 Kentucky in the 2014 Champions Classic (11/18/14). Even more impressive, prior to its Champions Classic loss to the Wildcats in 2014, the Jayhawks amassed a streak of seven-straight regular-season top-10 victories. This means that Kansas is an astounding 20-1 in its last 21 regular-season contests against top-10 ranked squads.

Since Bill Self took the reins of the Jayhawks in 2003, KU is 40-20 against top-10 teams, which includes postseason play.

LONGEST REGULAR-SEASON WIN STREAKS VS. AP TOP-10 OPPONENTS (SINCE 1996-97)

SCHOOL	CONSEC. WINS	DATES
KANSAS	13	1/4/16 - PRESENT
Duke	7	2/28/98 - 2/3/99
Kentucky	7	1/29/02 - 1/3/2004
Syracuse	7	11/20/09 - 12/07/10
KANSAS	7	2/8/12 - 1/18/14

Pay Heed, All Who Enter:
BEWARE OF "THE PHOG"

NATIONAL CHAMPIONS

1922, 1923, 1952, 1988, 2008

BIG 12 CHAMPIONS

1997*, 1998*, 1999^, 2002, 2003, 2005, 2006*, 2007*, 2008*, 2009, 2010*, 2011*, 2012, 2013*, 2014, 2015, 2016*, 2017, 2018*

Regular season titles listed
* - Regular season & tournament champions
^ - Tournament champions only

- Kansas has 2,262 all-time victories, second most in NCAA Division I history (Kentucky - 2,275).
- From the 2008-09 season to the present (11 seasons) Kansas has held 359 of its 385 opponents under 50 percent shooting.
- KU has held opponents to fewer than 100 points in 572 of its last 574 games. The last team to score 100 on Kansas in a 40-minute game was Oklahoma (100-78) on Feb. 27, 1990.
- The Jayhawks have won 13-straight regular-season games against AP top-10 teams, as well as 20 of their last 21. Under Bill Self, KU is 40-20 against top-10 opponents, a figure that includes postseason play.
- KU has won at least 12 league games for 18-straight years, which is the longest active streak in the nation.
- Kansas won its 1,000th all-time conference game with a 83-50 win against Texas Tech (2/18/12). The Jayhawks won their 300th Big 12 game vs. Oklahoma (2/19/18).
- Each KU senior class since 1986-87 has won at least 100 games. Current KU senior Lagerald Vick has been a part of 108 wins while at Kansas. Last year's fourth-year seniors Devonte' Graham and Sviatoslav Mykhailiuk amassed 121 wins.
- Entering 2018-19, Bill Self has won 25 or more games in each of his last 13 seasons as a head coach.
- Kansas is the only team in the Big 12 to have a .500 winning percentage or better series record against every conference foe.
- Kansas is first in the conference in wins with a 304-65 record in Big 12 regular-season games. Texas is next at 227-142. Including the league postseason championship, Kansas is tops at 348-77, while Texas is second at 250-162.
- KU is the only Big 12 school to have won a regular-season championship with two different coaches (Roy Williams and Bill Self).
- Under Bill Self, Kansas is 121-8 (93.8 percent) in Big 12 home games: 8-0 in 2004, 7-1 in 2005, 7-1 in 2006, 7-1 in 2007, 8-0 in 2008, 8-0 in 2009, 8-0 in 2010, 7-1 in 2011, 9-0 in 2012, 8-1 in 2013, 9-0 in 2014, 9-0 in 2015, 9-0 in 2016, 8-1 in 2017, 7-2 in 2018 and 2-0 in 2019.
- Under Bill Self, Kansas has experienced only one regular-season conference sweep by a Big 12 opponent. In 103 regular-season Big 12 home-and-home series during the Self era, Kansas has 70 sweeps, 32 splits and has been swept once.

KU BY THE NUMBERS

14	Consecutive conference regular-season titles - 2005-06-07-08-09-10-11-12-13-14-15-16-17-18, a KU record and the longest in NCAA history.
15	30+ win seasons, including 2017-18, which ties an NCAA record.
16	Streaks of 10 or more consecutive wins in the Bill Self era, including the 10-straight to start the 2018-19 season.
18	Big 12 Conference regular-season championships for KU in the league's 22-year existence.
19	Undefeated home seasons at Allen Fieldhouse, including 2007-08, 2008-09, 2009-10, 2011-12, 2014-15, and 2015-16 under Bill Self.
20	Times a KU player or coach has been inducted into the Naismith Basketball Hall of Fame, which includes current head coach Bill Self.
23	Championships for Kansas in the Bill Self era - 14 Big 12 regular-season titles, eight Big 12 postseason championships and one NCAA.
23	Or more victories for Kansas in each of the past 29 seasons beginning in 1989-90.
24	Consecutive seasons Kansas has won 10 or more league games, starting in 1995 (55 times overall), which is the longest active streak in the nation.
29	Consecutive seasons KU has made the NCAA Tournament, the longest active streak in the nation and best all-time.
29	Consecutive seasons Kansas has won 20 or more games, including 2017-18, the longest active streak in the NCAA which began in 1989-90.
30	Consensus All-America First Team selections, including Devonte' Graham in 2017-18, the most of any NCAA Division I school.
31	Consecutive seasons Kansas has led its conference in home attendance, beginning in 1986-87.
61	Conference regular-season championships, most in NCAA Division I.
197	Kansas victories from the 2006-07 to 2011-12 seasons, the most in NCAA Division I history in a six-year span.
284	Consecutive sellouts in Allen Fieldhouse, dating back to 2001-02.
461	Victories for Bill Self, now in his 16th season at Kansas. He is the fastest KU coach to reach 450 wins and is the second-winningest coach in KU history.
781	All-time Kansas victories inside Allen Fieldhouse. The historic building opened in 1955 and KU holds a 781-113 record in its home venue.
2,262	All-time Kansas men's basketball victories; second-most in NCAA Division I history.

TOUGH COMPETITION

Many talk about how tough the Kansas schedule is for 2018-19. One look at KU's nonconference opponents shows that six foes were preseason selections in their respective league races, with an additional five picked for second-place finishes.

KU'S NONCON OPPONENTS IN PRESEASON LEAGUE POLLS

CONFERENCE	OPPONENT	PRESEASON PICK
America East	Vermont (<i>W, 86-68</i>)	1st
Big East	Villanova (<i>W, 74-71</i>) Marquette (<i>W, 77-68</i>)	1st 2nd
Big Ten	Michigan St. (<i>W, 92-87</i>)	1st
Mid-American	Eastern Michigan (<i>W, 87-63</i>)	1st
Pac-12	Arizona State (<i>L, 76-80</i>) Stanford (<i>W, 90-84 ot</i>)	6th 9th
SEC	Kentucky Tennessee (<i>W, 87-81 ot</i>)	1st 2nd
Southern	Wofford (<i>W, 72-47</i>)	2nd
Summit	South Dakota (<i>W, 89-53</i>)	2nd
Sun Belt	Louisiana (<i>W, 89-76</i>)	2nd
WAC	New Mexico St. (<i>W, 63-60</i>)	1st

Preseason polls included both those from coaches and media panels

PRESEASON ALL-BIG 12

Kansas' Detric Lawson, Quentin Grimes and Udoka Azubuike each garnered recognition on the 2018-19 Preseason All-Big 12 Team as voted on by the league's men's basketball coaches, the conference office announced Oct. 17.

Lawson was named the 2018-19 Preseason Big 12 Newcomer of the Year, while Grimes was dubbed the league's preseason freshman of the year. Lawson was also a preseason all-conference first-team selection, while Azubuike and Grimes secured preseason honorable mention honors. Coaches were not allowed to vote for their own student-athletes in the selection process.

PRESEASON BIG 12 POLL

For the eighth-straight season and 18th time in the 23-year history of the league, Kansas topped the men's basketball Big 12 Preseason Poll, announced by the league office Oct. 19. The Jayhawks received all of the possible nine first-place votes in 2018-19 for the fourth-consecutive season.

KU has captured 18 outright or shared Big 12 regular-season championships in the previous 22 campaigns. The program's 14 consecutive, from 2005-present, and 61 overall conference titles are both NCAA records.

Historically, in the previous 17 occurrences Kansas has been named the preseason favorite, the Jayhawks won the Big 12 regular-season on 15 occasions. This includes the first preseason poll in 1996-97 in which only a media poll was conducted.

PRESEASON BIG 12 COACHES POLL

RNK	TEAM (1ST PLACE VOTES)	POINTS
1	KANSAS (9)	81
2	Kansas State (1)	72
3	West Virginia	61
t4	TCU	54
t4	Texas	54
6	Iowa State	41
7	Texas Tech	36
8	Oklahoma	21
9	Baylor	20
10	Oklahoma State	10

KU SIGNS TWO IN EARLY SIGNING PERIOD

Combo guards Issac "Mackey" McBride and Christian Braun have each signed a National Letter of Intent to play men's basketball at Kansas, KU head coach Bill Self announced Nov. 14, the first day of the signing period.

A 6-foot-1, 180-pound guard from Little Rock, Arkansas, McBride has rewritten the record book at Baptist Preparatory School. In guiding Baptist Prep to three-straight state championships, McBride set the school's single-season scoring record with 707 points his sophomore year in 2016-17. As a junior, he broke his own mark by scoring 883 points in 2017-18, which included a school-record 46-point game. In that, McBride averaged 24.5 points, 4.0 rebounds, 2.5 assists and 1.6 steals per game in 2017-18.

McBride is a two-time all-state selection and was the most valuable player of the last two state tournaments his sophomore and junior seasons. A four-star recruit who is ranked 109 by Rivals.com, McBride is the highest-ranked player in the state of Arkansas. He plays AAU basketball for the Arkansas Hawks.

Originally from Burlington, Kansas, Braun (6-foot-6, 180 pounds) moved to Overland Park, Kansas, his freshman year high school and has won back-to-back 6A state championships his sophomore and junior seasons at Blue Valley Northwest High School. A four-star prospect who is ranked No. 112 by Rivals.com, last year Braun averaged 14.2 points, 5.1 rebounds and 3.1 assists as a junior at Blue Valley Northwest. Braun plays for MoKan on the AAU circuit.

WHAT TO LOOK FOR IN 2018-19

- Senior G Lagerald Vick has 1,012 career points which is 59th on the KU all-time scoring list. Vick is 43 points from 50th place (Ryan Robertson; 1,055 from 1996-99).
- Vick has 150 career 3-pointers made which ranks 17th on the KU career list. He is four 3-pointers from the top 15 and 30 from the top 10.
- Detric Lawson is already making his mark on the KU record books, now with 11 double-doubles as a Jayhawk. That figure ranks tied for 19th on the school's all-time single-season list. Thomas Robinson holds the single-season record with 27 double-doubles during the 2012 season. Lawson is seven from the KU top 10 in DDs.
- Lawson has also pulled down 797 career rebounds (624 at Memphis and 173 at Kansas) in 81 games. A mark that ranks him 17th on the NCAA DI active list. Since 1996-97, only 14 players in NCAA DI have collected their 800th rebound within their first 82 games.
- Kansas is eight victories shy from winning its 1,100th conference game. All-time, the Jayhawks are 1,092-364 in league play, including 305-64 in the Big 12 era which started in 1996-97.
- The Jayhawks have featured the Big 12's Player of the Year each of the last two seasons (Frank Mason III - 2017, Devonte' Graham - 2018). Since the league's inception in 1996-97, no team has featured the conference player of the year in three-consecutive seasons.
- KU will look to feature a consensus First Team All-American for the third-straight year, something that has not occurred in the program since 1922-25. Since 1990, only six NCAA DI programs have boasted a consensus First Team AA in three-straight seasons.


JAYHAWKS IN THE NBA



CHECK DIALLO
6-9 | 220 | New Orleans | KU from 2015-16

2018-19 STATS			
PPG	RPG	BLKPG	PER
3.4	3.6	0.5	15.55


CAREER		
PPG	RPG	BLKPG
4.5	4.0	0.4



MARCUS MORRIS
6-9 | 235 | Boston | KU from 2009-11

2018-19 STATS			
PPG	RPG	BLKPG	PER
15.4	6.0	0.3	17.21


CAREER		
PPG	RPG	BLKPG
11.4	4.5	0.2



JOEL EMBIID
7-0 | 250 | Philadelphia | KU from 2013-14

2018-19 STATS			
PPG	RPG	BLKPG	PER
26.9	13.5	1.9	25.41


CAREER		
PPG	RPG	BLKPG
23.4	11.0	2.0



MARKIEFF MORRIS
6-9 | 235 | Washington | KU from 2009-11

2018-19 STATS			
PPG	RPG	BLKPG	PER
11.5	5.1	0.6	12.62

CAREER		
PPG	RPG	BLKPG
11.8	5.6	0.6



DEVONTE' GRAHAM
6-2 | 185 | Charlotte | KU from 2015-18

2018-19 STATS			
PPG	APG	RPG	PER
4.6	2.4	1.3	12.36

CAREER		
PPG	APG	RPG
4.6	2.4	1.3



SVI MYKHAILIUK
6-8 | 205 | Los Angeles | KU from 2015-18

2018-19 STATS			
PPG	APG	RPG	PER
3.2	0.8	0.7	5.86


CAREER		
PPG	APG	RPG
3.2	0.8	0.7



JOSH JACKSON
6-8 | 200 | Phoenix | KU from 2016-17

2018-19 STATS			
PPG	APG	RPG	PER
9.2	2.2	4.0	9.15

CAREER		
PPG	APG	RPG
11.8	1.8	4.3



KELLY OUBRE JR.
6-7 | 205 | Phoenix | KU from 2014-15

2018-19 STATS			
PPG	APG	RPG	PER
12.3	0.7	4.1	12.74


CAREER		
PPG	APG	RPG
8.3	0.7	3.5



FRANK MASON III
5-11 | 190 | Sacramento | KU from 2014-17

2018-19 STATS			
PPG	APG	RPG	PER
5.2	2.8	1.3	12.32


CAREER		
PPG	APG	RPG
7.0	2.8	2.1



WAYNE SELDEN JR.
6-5 | 230 | Chicago | KU from 2013-16

2018-19 STATS			
PPG	APG	RPG	PER
5.2	1.1	1.3	9.24

CAREER		
PPG	APG	RPG
6.9	1.4	1.4



BEN MCLEMORE
6-5 | 201 | Sacramento | KU from 2012-13

2018-19 STATS			
PPG	APG	RPG	PER
3.2	0.3	0.8	7.43

CAREER		
PPG	APG	RPG
8.8	1.1	2.5



ANDREW WIGGINS
6-8 | 194 | Minnesota | KU from 2013-14

2018-19 STATS			
PPG	APG	RPG	PER
17.3	2.3	3.9	12.20

CAREER		
PPG	APG	RPG
19.5	2.1	4.1

PER or Player Efficiency Ranking is the overall rating of a player's per-minute statistical production. The league average is 15.00.

NBA JAYHAWKS SCHEDULE (JAN. 13-15)

SUNDAY, JAN 13

Away	Home	Time (CT)	TV
Philadelphia	New York	12:00 PM	
Toronto	Washington	12:00 PM	
Cleveland	Los Angeles	8:30 PM	NBATV

MONDAY, JAN 14

Away	Home	Time (CT)	TV
Boston	Brooklyn	6:30 PM	
Charlotte	San Antonio	7:30 PM	NBATV
Portland	Sacramento	9:00 PM	
New Orleans	Clippers	9:30 PM	

TUESDAY, JAN 15

Away	Home	Time (CT)	TV
Phoenix	Indiana	6:00 PM	
Minnesota	Philadelphia	6:00 PM	NBATV
Chicago	Los Angeles	9:30 PM	NBATV



JAYHAWKS CURRENTLY IN THE NBA (12)

PLAYER	YEARS AT KU	NBA SEASON	CURRENT TEAM
Check Diallo	2015-16	3rd	New Orleans
Joel Embiid	2013-14	4th	Philadelphia
Devonte' Graham	2015-18	1st	Charlotte
Josh Jackson	2016-17	2nd	Phoenix
Frank Mason III	2014-17	2nd	Sacramento
Ben McLemore	2012-13	6th	Sacramento
Marcus Morris	2009-11	8th	Boston
Markieff Morris	2009-11	8th	Washington
Svi Mykhailiuk	2015-18	1st	Los Angeles
Kelly Oubre Jr.	2014-15	4th	Phoenix
Wayne Selden Jr.	2013-16	3rd	Chicago
Andrew Wiggins	2013-14	5th	Minnesota

JAYHAWKS IN THE NBA DRAFT (Bill Self era)

YEAR	PLAYER	ROUND / OVERALL	TEAM
2005	Wayne Simien	1st / 29th	Miami
2007	Julian Wright *	1st / 13th	New Orleans
2008	Brandon Rush *	1st / 13th	Portland
2008	Darrell Arthur	1st / 27th	New Orleans
2008	Mario Chalmers	2nd / 34th	Minnesota
2008	Darnell Jackson	2nd / 52nd	Miami
2008	Sasha Kaun	2nd / 56th	Seattle
2010	Xavier Henry *	1st / 12th	Memphis
2010	Cole Aldrich *	1st / 11th	New Orleans
2011	Marcus Morris *	1st / 13th	Houston
2011	Markieff Morris *	1st / 14th	Phoenix
2011	Josh Selby	2nd / 49th	Memphis
2012	Thomas Robinson *	1st / 5th	Sacramento
2012	Tyshawn Taylor	2nd / 41st	Portland
2013	Ben McLemore *	1st / 7th	Sacramento
2013	Jeff Withey	2nd / 39th	Portland
2014	Andrew Wiggins *	1st / 1st	Cleveland
2014	Joel Embiid *	1st / 3rd	Philadelphia
2015	Kelly Oubre Jr.	1st / 15th	Atlanta
2016	Cheick Diallo	2nd / 33rd	New Orleans
2017	Josh Jackson *	1st / 4th	Phoenix
2017	Frank Mason III	2nd / 34th	Sacramento
2018	Devonte' Graham	2nd / 34th	Charlotte
2018	Svi Mykhailiuk	2nd / 47th	Los Angeles

* - lottery pick (top 14)

QUICK FACTS - JAYHAWKS IN THE NBA

- 74 Jayhawks have competed at the NBA level, including 28 who were coached by **Bill Self** at KU and 12 currently in the league.
- **Bill Self** has coached 24 NBA Draft picks at KU, including 10 lottery picks.
- 33 Jayhawks have been picked in the first round of the NBA Draft.
- 12 Jayhawks have won 18 NBA titles, most recently Sasha Kaun with the 2015-16 Cleveland Cavaliers.
- Three Jayhawks have earned NBA Finals MVP honors: **Wilt Chamberlain** (1972, L.A. Lakers), **Jo Jo White** (1976, Boston) and **Paul Pierce** (2008, Boston).
- **Wilt Chamberlain** earned NBA MVP honors four times (1960, 1966, 1967, 1968) in his 15-year NBA career.
- 16 Jayhawks have had NBA careers lasting 10 seasons or longer.



BILL SELF

HEAD COACH

Oklahoma State '85
16th Season at Kansas
26th Season Overall

Family: Cindy (wife), Lauren (daughter),
Tyler (son), Ella (granddaughter)

CAREER RECORD // YEAR-BY-YEAR

YEAR	OVERALL W-L / %	CONF. W-L / %	NOTE
ORAL ROBERTS (1993-97)			
1993-94	6-21 .222	- -	None
1994-95	10-17 .370	- -	None
1995-96	18-9 .667	- -	None
1996-97	21-7 .750	- -	NIT
TULSA (1997-2000)			
1997-98	19-12 .613	9-5 .643	3rd WAC
1998-99	23-10 .697	9-5 .643	t-1st WAC / NCAA Rnd of 32
1999-00	32-5 .865	12-2 .857	1st WAC / NCAA Elite Eight
ILLINOIS (2000-03)			
2000-01	27-8 .771	13-3 .813	t-1st Big Ten / NCAA Elite Eight
2001-02	26-9 .743	11-5 .688	t-1st Big Ten / NCAA Sweet 16
2002-03	25-7 .781	11-5 .688	* 2nd Big Ten / NCAA Rnd of 32
KANSAS (2003-present)			
2003-04	24-9 .727	12-4 .750	2nd Big 12 / NCAA Elite Eight
2004-05	23-7 .767	12-4 .750	t-1st Big 12 / NCAA Rnd of 64
2005-06	25-8 .758	13-3 .813	* t-1st Big 12 / NCAA Rnd of 64
2006-07	33-5 .868	14-2 .875	* 1st Big 12 / NCAA Elite Eight
2007-08	37-3 .925	13-3 .813	* t-1st Big 12 / NCAA Champions
2008-09	27-8 .771	14-2 .875	1st Big 12 / NCAA Sweet 16
2009-10	33-3 .917	15-1 .938	* 1st Big 12 / NCAA Rnd of 32
2010-11	35-3 .921	14-2 .875	* 1st Big 12 / NCAA Elite Eight
2011-12	32-7 .821	16-2 .889	1st Big 12 / NCAA Runner-Up
2012-13	31-6 .838	14-4 .778	* t-1st Big 12 / NCAA Sweet 16
2013-14	25-10 .714	14-4 .778	1st Big 12 / NCAA Rnd of 32
2014-15	27-9 .750	13-5 .722	1st Big 12 / NCAA Rnd of 32
2015-16	33-5 .868	15-3 .833	* 1st Big 12 / NCAA Elite Eight
2016-17	31-5 .861	16-2 .889	1st Big 12 / NCAA Elite Eight
2017-18	31-8 .795	13-5 .722	* 1st Big 12 / NCAA Final Four
2018-19	14-2 .875	3-1 .750	
TOTAL	668-203 .767	276 - 72 .793	
KANSAS	461-98 .825	211 - 47 .818	22 Big 12 titles (14 reg. season, 8 tourney)
ILLINOIS	78-24 .765	35-13 .729	Three Big Ten titles (2 reg. season, 1 tourney)
TULSA	74-27 .733	30-12 .714	Two WAC titles / 4-2 NCAA tourney record
ORU	55-54 .505	- -	

* - won conference tournament

Note - Oral Roberts was independent during Self's tenure, so all games played at ORU were nonconference.

KANSAS RECORD // HOME-ROAD-NEUTRAL

	W	L	%
HOME (AFH) AT KU	243	13	.949
HOME (SPRINT CENTER) AT KU *	9	3	.750
ROAD AT KU	107	49	.686
NEUTRAL AT KU	102	33	.756
TOTAL	461	98	.825

* Since 2007-08, regular-season games played at Sprint Center on the KU season-ticket package are considered home games.

In Conference Tournament (at Kansas)	39-12 (30-7)
In NCAA Tournament (at Kansas)	47-19 (37-14)
In Postseason Play (at Kansas)	86-31 (67-21)
In Overtime (at Kansas)	29-13 (22-9)

NATIONAL CHAMPION

2008



CONFERENCE CHAMPION

18 REGULAR SEASON TITLES
9 TOURNAY TITLES

HALL OF FAME CLASS OF 2017 INDUCTEE



TROPHY CASE

- **NCAA Championship title** (2008)
- **NCAA Final Four** (2008, 2012, 2018)
- **18 Regular Season Conference Titles:** 2 at Tulsa (1999, 2000); 2 at Illinois (2001, 2002); 14 at Kansas (2005, 2006, 2007, 2008, 2009, 2010, 2011, 2012, 2013, 2014, 2015, 2016, 2017, 2018)
- **9 Conference Tournament Titles:** 1 at Illinois (2003); 8 at Kansas (2006, 2007, 2008, 2010, 2011, 2013, 2016, 2018)

CAREER HONORS

- **Naismith Memorial Basketball Hall of Fame**
Class of 2017 inductee
- **National Coach of the Year** - 2000 (*Sporting News*; Wooden), 2009 (Yahoo! Sports; *Sporting News*; Athlon Sports; CBSSports.com; USBWA; AP; CBS/Chevrolet; ESPN.com), 2012 (*Sporting News*; Adolph Rupp; Naismith), 2016 (AP, Bleacher Report, *USA Today*)
- **Conference Coach of the Year** - 2000 (WAC), 2006 (Big 12), 2009 (Big 12), 2011 (Big 12), 2012 (co-Big 12), 2015 (Big 12 by AP), 2016 (Big 12 by AP), 2017 (Big 12), 2018 (co-Big 12 and AP)
- **Wooden Award "Legends of Coaching"** - 2013
- **Oklahoma Sports Hall of Fame** - 2013 induction
- **Wayman Tisdale Humanitarian Award** (USBWA) - 2014
- **Mannie Jackson - Basketball's Human Spirit Award** (Naismith Hall of Fame) - 2015
- **Winged Foot Award** (for national champion coach) - 2008
- **Naismith Coach of the Year Finalist** (Atlanta Tipoff Club) - 2000, 2001, 2002, 2003, 2009, 2012, 2017

NOTES

- Bill Self was named the eighth coach in Kansas basketball history on April 21, 2003.
- In September 2017, Self was inducted into the Naismith Memorial Basketball Hall of Fame in Springfield, Massachusetts.
- Self won his 600th career game on Dec. 6, 2016, with KU's 105-62 win against UMKC. He became the 46th coach in NCAA Division I to accomplish the feat and the ninth fastest.
- While at Kansas, Self has won a national championship, a KU- and NCAA-record 14-straight regular-season Big 12 Conference titles and eight league tournament championships.
- At Kansas, Self has won more regular-season league titles (14) than he has home losses (13) in Allen Fieldhouse. With KU's win versus Siena (11/18/16), Self became the winningest coach in Allen Fieldhouse, posting his 207th victory in the venue.
- In his first trip to the Final Four in 2008, Self's team won the title. Self is one of 11 active coaches in NCAA Division I to have won a national title. Kansas' 14-straight conference titles (2005-18) is the longest streak in NCAA Division I history.
- In Self's first 15 seasons at Kansas, he has coached 11 NBA Lottery selections including Andrew Wiggins and Joel Embiid, the No. 1 and No. 3 overall selections in the 2014 NBA Draft. Wiggins was the second-ever Jayhawk to go No. 1 with the other being Danny Manning in 1988.
- Self has guided his teams to 20-straight 23-win seasons dating back to 1998-99.
- Self's teams have won 18 league crowns in the last 20 years, including the 2018 title. The other two seasons resulted in runner-up conference finishes.
- Kansas' four-straight 30-win seasons from 2009-10 to 2012-13 are the most consecutive 30-win seasons in NCAA history (note: Memphis did it from 2006-09 yet later vacated the 2008 season).
- Self was the head coach for Team USA's U18 team that competed and won gold at the 2018 FIBA Americas Championship held in St. Catherines, Canada, in the summer of 2018.
- Self is one of five coaches in NCAA Division I history to have led three different teams - Tulsa, Illinois and Kansas - to the NCAA Elite Eight, including seven times with KU (2004-07-08-11-12-16-17). The other coaches are: Gene Bartow, John Calipari, Rick Pitino and Eddie Sutton.
- A 1985 graduate of Oklahoma State, Self began his coaching career as a graduate assistant at Kansas in 1985-86 under head coach Larry Brown. He then returned to his alma mater as an assistant for seven seasons under coaches Leonard Hamilton and Eddie Sutton. His first head coaching job was at Oral Roberts in 1993-94, then Tulsa (1997-98), Illinois (2000-03) and Kansas (2003-present).

MARCUS GARRETT

Sophomore • Guard • 6-5 • 195 • Dallas, Texas • Skyline HS

SEASON STATS

PPG	RPG	APG	FG%	3FG%	FT%
5.8	3.5	2.7	34%	18%	64%

LAST GAME AT BAYLOR (1.12.19)

MIN	PTS	REBS	ASTS	BLKS	STLS
25	4	3	4	1	0

2017-18: Pulled down five or more rebounds in 12 games ... Had 12 games with multiple steals in 2017-18 ... Scored in double figures five times ... Recorded two double-doubles ... Had seven starts with six in Big 12 play ... Had a season-high 13 points vs. Texas Southern (11/21) ... co-Big 12 Newcomer of the Week (11/7) ... 2017 Texas HS Gatorade Player of the Year.



CAREER HONORS

Co-Big 12 Newcomer of the Week (11.13.17)

CAREER HIGHS

Points	13	vs. Texas Southern (11.21.17)
Field Goals	5	vs. Oakland (11.24.17)
Field Goal Att.	13	vs. Marquette (11.21.18)
3PT Field Goals	3	vs. Texas Southern (11.21.17)
3PT Field Goal Att.	5	vs. Texas Southern (11.21.17)
Free Throws	7	at Arizona State (12.22.18)
Free Throw Att.	8	at Arizona State (12.22.18) vs. Baylor (1.20.18)
Rebounds	11	vs. Texas Southern (11.21.17)
Assists	5	3x, last vs. Oklahoma (1.2.19)
Blocks	2	vs. Marquette (11.21.18) vs. Texas Southern (11.21.17)
Steals	4	3x, last vs. Villanova (12.15.18)
Minutes	37	vs. Villanova (12.15.18)

MISCELLANEOUS

	FR	SO	CAREER
Double-Doubles	2	-	2
10+ Points	5	2	7
20+ Points	0	-	0
5+ Rebounds	12	4	16
10+ Rebounds	2	-	2
5+ Assists	0	3	3
2+ 3PT Field Goals	2	1	3
2+ Steals	12	6	18
2+ Blocks	1	1	2
Led Team in Pts.	0	-	0
Led Team in Rebs.	4	-	4
Led Team in Assists	0	4	4
Led Team in Steals	8	4	12
Led Team in Blocks	2	2	4

2018-19 GAME-BY-GAME

OPPONENT (Date)	MP	FG-A	PCT	3PT-A	PCT	FT-A	PCT	O-D-T	PF	A	TO	BLK	ST	TP
vs. Michigan State (11.6)	14	1-3	.333	0-0	---	2-2	1.000	0-1-1	4	2	0	0	0	4
VERMONT (11.12)	26	1-6	.167	0-1	.000	2-2	1.000	1-4-5	1	3	0	0	2	4
LOUISIANA (11.16)	24	1-3	.333	0-2	.000	4-6	.667	1-1-2	0	5	2	0	1	6
vs. Marquette (11.21)	28	4-13	.308	1-3	.333	2-5	.400	1-2-3	0	0	0	2	1	11
vs. Tennessee (11.23)	DNP - INJURED													
STANFORD (12.1)	33	2-5	.400	0-0	---	0-0	---	0-1-1	0	1	2	0	4	4
^WOFFORD (12.4)	30	2-6	.333	1-4	.250	2-3	.667	0-7-7	1	3	0	1	2	7
^NEW MEXICO STATE (12.8)	31	4-7	.571	2-4	.500	0-2	.000	1-2-3	3	2	1	0	0	10
^VILLANOVA (12.15)	37	0-4	.000	0-2	.000	1-2	.500	3-1-4	1	3	1	1	4	1
^SOUTH DAKOTA (12.18)	29	3-4	.750	0-1	.000	1-2	.500	0-5-5	0	5	0	0	3	7
^at Arizona State (12.22)	22	0-5	.000	0-1	.000	7-8	.875	3-3-6	3	1	1	0	1	7
EASTERN MICHIGAN (12.29)	18	0-2	.000	0-2	.000	1-2	.500	0-4-4	1	3	3	0	0	1
OKLAHOMA (1.2)	28	1-3	.333	0-1	.000	3-4	.750	0-1-1	2	5	1	0	1	5
^at Iowa State (1.5)	30	4-8	.500	0-1	.000	0-0	---	2-2-4	1	0	1	0	0	8
^TCU (1.9)	35	3-8	.375	0-0	---	2-3	.667	1-3-4	1	3	0	0	2	8
^at Baylor (1.12)	25	1-2	.500	0-0	---	2-4	.500	1-2-3	4	4	2	1	0	4
TEXAS (1.14)														
at West Virginia (1.19)														
IOWA STATE (1.12)														
at Kentucky (1.26)														
at Texas (1.29)														
TEXAS TECH (2.2)														
at Kansas State (2.5)														
OKLAHOMA STATE (2.9)														
at TCU (2.11)														
WEST VIRGINIA (2.16)														
at Texas Tech (2.23)														
KANSAS STATE (2.25)														
at Oklahoma State (3.2)														
at Oklahoma (3.5)														
BAYLOR (3.9)														
TOTAL	410	27-79	.342	4-22	.182	29-45	.644	14-39-53	22	40	14	5	21	87

^ Starter

CAREER YEAR-BY-YEAR STATISTICS

SEASON	GP	GS	MIN	AVG	FG	FGA	PCT	3FG	3FGA	PCT	FT	FTA	PCT	OFF	DEF	TOT	AVG	PF	FO	AST	TO	BLK	STL	PTS	AVG
2017-18	39	7	748	19.2	62	136	.456	12	45	.267	25	51	.490	36	95	131	3.4	60	0	44	30	8	35	161	4.1
2018-19	15	8	410	27.3	27	79	.342	4	22	.182	29	45	.644	14	39	53	3.5	22	0	40	14	5	21	87	5.8
TOTAL	54	15	1158	21.4	89	215	.414	16	67	.239	54	96	.563	50	134	184	3.4	82	0	84	44	13	56	248	4.6



DEDRIC LAWSON (DEE-drick)

RS-Junior • Forward • 6-9 • 235 • Memphis, Tenn. • Hamilton HS • Memphis

SEASON STATS

PPG	RPG	APG	FG%	3FG%	FT%
19.3	10.8	2.2	51%	21%	76%

LAST GAME AT BAYLOR (1.12.19)

MIN	PTS	REBS	ASTS	BLKS	STLS
32	17	3	1	5	5

A transfer from Memphis who sat out the 2017-18 season due to NCAA rules ... Has two years of eligibility remaining beginning in the 2018-19 season ... A double-double machine having 36 in two seasons while at Memphis (17 as a freshman and 19 as a sophomore) ... Led Memphis in scoring both his freshman and sophomore seasons.

CAREER HONORS

- Wooden Award Midseason Watch List (1 of 25)
- 3x Big 12 Player of the Week (11.12, 11.26, 12.26)
- 3x Big 12 Newcomer of the Week (12.2, 12.17, 1.14)
- Oscar Robertson Midseason Watch List (1 of 20)
- NIT Season Tip-Off Most Valuable Player
- Wooden Award Preseason Watch List (1 of 50)
- NABC Player of the Year candidate (1 of 20)
- Naismith Trophy Watch List (1 of 50)
- Preseason Associated Press All-America
- Karl Malone Power Forward of the Year Award Candidate (1 of 20)
- Preseason All-Big 12 First Team
- All-American Athletic Conference First Team [2016-17]
- NABC All-District Team [2016-17]
- Colleginsider.com Freshman All-America Team [2016]
- American Athletic Conference Rookie of the Year [2015-16]
- NABC All-District Team [2015-16]
- American Athletic Conference All-Tournament Team [2016]
- All-American Athletic Conference Second Team [2015-16]

CAREER HIGHS (*AT MEMPHIS)

Points	*35	vs. Iowa (11.26.16)
Field Goals	*15	vs. Iowa (11.26.16)
Field Goal Att.	*22	vs. Temple (2.12.17)
	*22	vs. Iowa (11.26.16)
3PT Field Goals	*4	at Tulsa (1.11.17)
3PT Attempts	*9	at Tulsa (1.11.17)
Free Throws	*14	at UCF (2.4.17)
Free Throw Att.	*14	at UCF (2.4.17)
Rebounds	*16	at Tulane (2.13.16)
Assists	*8	vs. So. Carolina (12.30.16)
Steals	5	at Baylor (1.12.19)
Blocks	*8	vs. UAB (12.10.16)
Minutes	41	vs. Tennessee (11.23.18)

MISCELLANEOUS (*AT MEMPHIS)

	*FR	*SO	R-JR	CAREER
Double-Doubles	17	19	11	47
10+ Points	26	30	14	70
20+ Points	11	15	9	35
30+ Points	-	1	2	3
5+ Rebounds	28	32	14	75
10+ Rebounds	19	20	11	50
3+ Assists	17	18	6	41
2+ 3PT Field Goals	8	8	1	17
2+ Steals	10	13	6	29
2+ Blocks	14	17	5	37
Led Team in Pts.	14	16	6	36
Led Team in Rebs.	21	19	12	42
Led Team in Assists	10	7	4	21
Led Team in Steals	5	10	3	18
Led Team in Blocks	15	25	7	47

2018-19 GAME-BY-GAME

OPPONENT (Date)	MP	FG-A	PCT	3PT-A	PCT	FT-A	PCT	O-D-T	PF	A	TO	BLK	ST	TP
*vs. Michigan State (11.6)	38	5-18	.278	0-2	.000	10-12	.833	4-10-14	2	6	2	2	2	20
*VERMONT (11.12)	19	0-6	.000	0-0	---	0-0	---	1-6-7	4	2	3	0	1	0
*LOUISIANA (11.16)	27	6-11	.545	0-1	.000	7-10	.700	4-2-6	3	3	5	0	1	19
*vs. Marquette (11.21)	33	9-16	.563	1-1	1.000	7-7	1.000	4-8-12	3	3	1	2	0	26
*vs. Tennessee (11.23)	41	9-16	.563	0-2	.000	6-11	.545	5-8-13	3	5	2	0	1	24
*STANFORD (12.1)	36	7-16	.438	0-1	.000	10-11	.909	4-11-15	5	2	2	0	2	24
*WOFFORD (12.4)	35	10-17	.588	0-4	.000	0-0	---	2-6-8	2	1	1	3	2	20
*NEW MEXICO STATE (12.8)	31	8-15	.533	1-2	.500	3-5	.600	5-5-10	0	1	2	1	1	20
*VILLANOVA (12.15)	38	10-15	.667	1-2	.500	7-9	.778	2-10-12	4	1	0	0	0	28
*SOUTH DAKOTA (12.18)	26	7-11	.636	0-3	.000	2-2	1.000	2-12-14	3	0	3	1	3	16
*at Arizona State (12.22)	31	12-15	.800	1-2	.500	5-5	1.000	2-12-14	4	1	2	1	0	30
*EASTERN MICHIGAN (12.29)	22	2-8	.250	0-0	---	4-4	1.000	2-2-4	4	5	1	0	0	8
*OKLAHOMA (1.2)	37	6-17	.353	0-3	.000	1-1	1.000	4-11-15	2	1	1	3	0	13
*at Iowa State (1.5)	32	5-11	.455	0-1	.000	3-6	.500	2-10-12	3	3	6	1	0	13
*TCU (1.9)	35	10-19	.526	2-4	.500	9-13	.692	6-8-14	1	0	3	0	3	31
*at Baylor (1.12)	32	7-12	.583	0-0	---	3-6	.500	1-2-3	2	1	4	5	5	17
TEXAS (1.14)														
at West Virginia (1.19)														
IOWA STATE (1.12)														
at Kentucky (1.26)														
at Texas (1.29)														
TEXAS TECH (2.2)														
at Kansas State (2.5)														
OKLAHOMA STATE (2.9)														
at TCU (2.11)														
WEST VIRGINIA (2.16)														
at Texas Tech (2.23)														
KANSAS STATE (2.25)														
at Oklahoma State (3.2)														
at Oklahoma (3.5)														
BAYLOR (3.9)														
TOTAL	513	113-223	.507	6-28	.214	77-102	.755	50-123-173	45	35	38	19	21	309

* Starter

CAREER YEAR-BY-YEAR STATISTICS (*AT MEMPHIS)

SEASON	GP	GS	MIN	AVG	FG	FGA	PCT	3FG	3FGA	PCT	FT	FTA	PCT	OFF	DEF	TOT	AVG	PF	FO	AST	TO	BLK	STL	PTS	AVG		
2015-16*	33	32	1062	32.2	182	445	.409	28	80	.350	129	182	.709	104	203	307	9.3	86	2	84	104	55	39	521	15.8		
2016-17*	32	32	1104	34.5	216	469	.461	30	111	.270	152	205	.741	92	225	317	9.9	81	1	105	76	68	41	614	19.2		
2017-18																											
REDSHIRT SEASON																											
2018-19	16	16	513	32.1	113	223	.507	6	28	.214	77	102	.755	50	123	173	10.8	45	1	35	38	19	21	309	19.3		
TOTAL	81	80	2679	33.1	511	1137	.449	64	219	.292	358	489	.732	246	551	797	9.8	212	4	224	218	142	101	1444	17.8		



CHARLIE MOORE

RS-Sophomore • Guard • 5-11 • 180 • Chicago, Ill. • Morgan Park HS • California

SEASON STATS

PPG	RPG	APG	FG%	3FG%	FT%
3.9	1.2	1.3	28%	28%	71%

LAST GAME AT BAYLOR (1.12.19)

MIN	PTS	REBS	ASTS	BLKS	STLS
6	0	0	0	0	0

A transfer from California following the 2016-17 season ... Sat out 2017-18 due to transfer rules ... One of 28 invited to tryout for the USA Basketball U19 team in the summer of 2017 ... Started all 34 games while at California during his freshman year in 2016-17 ... Averaged 28.8 minutes, 12.2 points and 3.5 assists while at California ... Scored 10 or more points in 22 games, including four 20-point efforts his freshman year at California.

CAREER HONORS

Pac-12 All-Freshman Honorable Mention [2016-17]

Pac-12 Player of the Week [11.21.16]

CAREER HIGHS (*AT CALIFORNIA)

Points	*38	vs. UC Irvine (11.16.16)
Field Goals	*10	vs. UC Irvine (11.16.16)
Field Goal Att.	*20	vs. UC Irvine (11.16.16)
3PT Field Goals	6	vs. South Dakota (12.18.18)
3-Point Att.	9	vs. South Dakota (12.18.18)
Free Throws	*15	vs. UC Irvine (11.16.16)
Free Throw Att.	*17	vs. UC Irvine (11.16.16)
Rebounds	*6	vs. Oregon State (2.24.17)
	*6	at Oregon (1.19.17)
Assists	*8	vs. Colorado (2.5.17)
	*8	vs. Stanford (1.29.17)
Blocks	1	vs. Wofford (12.4.18)
Steals	*4	vs. UC Davis (12.10.16)
Minutes	*41	vs. Utah (2.2.17)

MISCELLANEOUS (*AT CALIFORNIA)

	*FR	R-SO	CAREER
Double-Doubles	-	-	0
10+ Points	22	1	23
20+ Points	4	-	4
5+ Rebounds	2	-	2
5+ Assists	9	-	9
10+ Assists	-	-	0
2+ 3PT Field Goals	11	2	13
2+ Steals	8	3	11
2+ Blocks	-	-	0
Led Team in Pts.	6	1	7
Led Team in Rebs.	1	-	1
Led Team in Assists	21	-	21
Led Team in Steals	14	2	16
Led Team in Blocks	0	-	0

2018-19 GAME-BY-GAME

OPPONENT (Date)	MP	FG-A	PCT	3PT-A	PCT	FT-A	PCT	O-D-T	PF	A	TO	BLK	ST	TP
vs. Michigan State (11.6)	11	0-1	.000	0-1	.000	1-2	.500	2-1-3	3	0	0	0	0	1
VERMONT (11.12)	21	3-6	.500	1-3	.333	0-0	---	0-1-1	2	2	0	0	1	7
LOUISIANA (11.16)	21	0-5	.000	0-3	.000	0-0	---	0-4-4	2	3	1	0	0	0
vs. Marquette (11.21)	14	0-0	---	0-0	---	0-0	---	0-1-1	0	0	0	0	1	0
vs. Tennessee (11.25)	32	3-10	.300	1-4	.250	2-2	1.000	0-1-1	1	2	1	0	0	9
STANFORD (12.1)	16	0-1	.000	0-1	.000	3-4	.750	0-0-0	2	3	0	0	0	3
WOFFORD (12.4)	16	2-8	.250	0-5	.000	0-0	---	0-0-0	1	0	0	1	0	4
*NEW MEXICO STATE (12.8)	24	2-7	.286	1-5	.200	0-0	---	1-0-1	2	1	1	0	3	5
VILLANOVA (12.15)	17	0-1	.000	0-0	---	2-2	1.000	0-1-1	3	0	3	0	0	2
SOUTH DAKOTA (12.18)	21	6-9	.667	6-9	.667	0-0	---	0-0-0	1	4	1	0	2	18
at Arizona State (12.22)	16	1-5	.200	1-3	.333	0-0	---	0-1-1	1	0	2	0	2	3
EASTERN MICHIGAN (12.29)	13	2-4	.500	2-4	.500	0-0	---	0-0-0	2	1	3	0	1	6
OKLAHOMA (1.2)	13	0-4	.000	0-1	.000	2-4	.500	1-2-3	1	1	0	0	1	2
at Iowa State (1.5)	19	1-5	.200	0-2	.000	0-0	---	2-1-3	1	2	0	0	0	2
TCU (1.9)	4	0-3	.000	0-1	.000	0-0	---	0-0-0	0	1	0	0	1	0
at Baylor (1.12)	6	0-2	.000	0-1	.000	0-0	---	0-0-0	0	0	0	0	0	0
TEXAS (1.14)														
at West Virginia (1.19)														
IOWA STATE (1.12)														
at Kentucky (1.26)														
at Texas (1.29)														
TEXAS TECH (2.2)														
at Kansas State (2.5)														
OKLAHOMA STATE (2.9)														
at TCU (2.11)														
WEST VIRGINIA (2.16)														
at Texas Tech (2.23)														
KANSAS STATE (2.25)														
at Oklahoma State (3.2)														
at Oklahoma (3.5)														
BAYLOR (3.9)														
TOTAL	264	20-71	.282	12-43	.279	10-14	.714	6-13-19	22	20	12	1	12	62

^ Starter

CAREER YEAR-BY-YEAR STATISTICS (*AT CALIFORNIA)

SEASON	GP	GS	MIN	AVG	FG	FGA	PCT	3FG	3FGA	PCT	FT	FTA	PCT	OFF	DEF	TOT	AVG	PF	FO	AST	TO	BLK	STL	PTS	AVG	
2016-17*	34	34	980	28.8	135	348	.388	45	128	.352	99	131	.756	12	55	67	2.0	87	0	120	99	0	37	414	12.2	
2017-18																										
REDSHIRT SEASON																										
2018-19	16	1	264	16.5	20	71	.282	12	43	.279	10	14	.714	6	13	19	1.2	22	0	20	12	1	12	62	3.9	
TOTAL	50	35	1244	24.9	155	419	.370	57	171	.333	109	145	.752	18	68	86	1.7	109	0	140	111	1	49	476	9.5	



QUENTIN GRIMES

Freshman • Guard • 6-5 • 210 • The Woodlands, Texas • College Park HS

SEASON STATS

PPG	RPG	APG	FG%	3FG%	FT%
8.9	2.6	1.9	42%	30%	65%

LAST GAME AT BAYLOR (1.12.19)

MIN	PTS	REBS	ASTS	BLKS	STLS
27	7	6	1	2	0

A five-star combo guard who did the all-star game circuit following his senior year of high school ... Earned many high school All-American honors and was the state player of the year in Texas ... Ended up ranked No. 8 in the national recruiting rankings ... Has valuable USA Basketball experience, including a gold medal won in 2018 at the FIBA U18 Americas Championship, coached by Bill Self.

CAREER HONORS

- Big 12 Newcomer of the Week (11.12.18)
- Jerry West Shooting Guard of the Year Candidate (1 of 20)
- Preseason Big 12 Freshman of the Year
- Preseason All-Big 12 Honorable Mention

CAREER HIGHS

Points	21	vs. Michigan State (11.6.18)
Field Goals	7	at Iowa State (1.5.19)
Field Goal Att.	14	vs. Michigan State (11.6.18) at Iowa State (1.5.19)
3PT Field Goals	6	vs. Michigan State (11.6.18)
3PT Field Goal Att.	10	vs. Michigan State (11.6.18)
Free Throws	6	vs. Eastern Michigan (12.29.18)
Free Throw Att.	6	vs. Eastern Michigan (12.29.18) vs. Tennessee (11.23.18)
Rebounds	6	at Baylor (1.12.19) at Iowa State (1.5.19)
Assists	10	vs. Vermont (11.12.18)
Blocks	2	at Baylor (1.12.19)
Steals	1	5x, last at Iowa State (1.5.19)
Minutes	35	vs. Oklahoma (1.2.19)

MISCELLANEOUS

	FRESHMAN/CAREER
Double-Doubles	1
10+ Points	6
20+ Points	1
5+ Rebounds	2
10+ Rebounds	-
3+ Assists	4
3+ 3PT Field Goals	2
2+ Steals	-
2+ Blocks	1
Led Team in Pts.	2
Led Team in Rebs.	1
Led Team in Assists	1
Led Team in Steals	-
Led Team in Blocks	1

2018-19 GAME-BY-GAME

OPPONENT (Date)	MP	FG-A	PCT	3PT-A	PCT	FT-A	PCT	O-D-T	PF	A	TO	BLK	ST	TP
^vs. Michigan State (11.6)	30	7-14	.500	6-10	.600	1-2	.500	0-1-1	3	4	1	0	1	21
^VERMONT (11.12)	31	4-8	.500	2-4	.500	0-0	---	1-2-3	4	10	3	0	0	10
^LOUISIANA (11.16)	31	2-7	.286	1-2	.500	1-1	1.000	1-1-2	2	3	1	0	1	6
^vs. Marquette (11.21)	26	0-3	.000	0-1	.000	3-4	.750	0-4-4	4	0	2	0	0	3
^vs. Tennessee (11.23)	21	1-4	.250	0-2	.000	3-6	.500	0-4-4	0	0	2	0	1	5
^STANFORD (12.1)	16	1-6	.167	0-3	.000	0-0	---	0-1-1	2	0	1	0	0	2
^WOFFORD (12.4)	32	6-10	.600	1-4	.250	1-2	.500	0-3-3	1	1	0	0	0	14
^NEW MEXICO STATE (12.8)	18	2-5	.400	1-3	.333	0-0	---	0-1-1	3	2	4	0	0	5
^VILLANOVA (12.15)	14	0-2	.000	0-1	.000	1-2	.500	0-0-0	3	1	3	0	0	1
^SOUTH DAKOTA (12.18)	21	3-9	.333	0-3	.000	0-1	.000	1-2-3	2	0	3	0	0	6
^at Arizona State (12.22)	31	4-12	.333	0-5	.000	0-0	---	2-0-2	1	3	2	1	0	8
^EASTERN MICHIGAN (12.29)	29	4-6	.667	2-4	.500	6-6	1.000	0-2-2	2	2	3	0	0	16
^OKLAHOMA (1.2)	35	6-11	.545	1-6	.167	1-3	.333	2-0-2	4	1	3	0	1	14
^at Iowa State (1.5)	31	7-14	.500	3-6	.500	2-3	.667	2-4-6	1	2	2	0	1	19
^TCU (1.9)	16	2-5	.400	0-3	.000	1-2	.500	0-2-2	4	1	2	0	0	5
^at Baylor (1.12)	27	2-7	.286	1-4	.250	2-2	1.000	0-6-6	1	1	1	2	0	7
TEXAS (1.14)														
at West Virginia (1.19)														
IOWA STATE (1.12)														
at Kentucky (1.26)														
at Texas (1.29)														
TEXAS TECH (2.2)														
at Kansas State (2.5)														
OKLAHOMA STATE (2.9)														
at TCU (2.11)														
WEST VIRGINIA (2.16)														
at Texas Tech (2.23)														
KANSAS STATE (2.25)														
at Oklahoma State (3.2)														
at Oklahoma (3.5)														
BAYLOR (3.9)														
TOTAL	409	51-123	.415	18-61	.295	22-34	.647	9-33-42	37	31	33	3	5	142

^ Starter

CAREER YEAR-BY-YEAR STATISTICS

SEASON	GP	GS	MIN	AVG	FG	FGA	PCT	3FG	3FGA	PCT	FT	FTA	PCT	OFF	DEF	TOT	AVG	PF	FO	AST	TO	BLK	STL	PTS	AVG
2018-19	16	16	409	25.6	51	123	.415	18	61	.295	22	34	.647	9	33	42	2.6	37	0	31	33	3	5	142	8.9
TOTAL	16	16	409	25.6	51	123	.415	18	61	.295	22	34	.647	9	33	42	2.6	37	0	31	33	3	5	142	8.9



DEVON DOTSON

(deh-VAWN)

Freshman • Guard • 6-2 • 185 • Charlotte, N.C. • Providence Day School

SEASON STATS

PPG	RPG	APG	FG%	3FG%	FT%
11.1	3.5	3.1	50%	41%	78%

LAST GAME AT BAYLOR (1.12.19)

MIN	PTS	REBS	ASTS	BLKS	STLS
33	14	5	5	1	0

An explosive combo guard who picked up numerous postseason honors and played in all-star games following the 2017-18 season including McDonald's All-America and the Jordan Brand Classic ... Ended ranked No. 20 by Rivals.com, No. 21 by 247Sports.com and No. 24 by ESPN100.

CAREER HONORS

Bob Cousy Point Guard of the Year Award (1 of 20)

CAREER HIGHS

Points	17	vs. Tennessee (11.23.18)
Field Goals	6	vs. Wofford (12.4.18) vs. Michigan State (11.6.18)
Field Goal Att.	11	vs. Michigan State (11.6.18)
3PT Field Goals	3	vs. Michigan State (11.6.18)
3PT Field Goal Att.	5	vs. Michigan State (11.6.18)
Free Throws	7	at Baylor (1.12.19) vs. Oklahoma (1.2.19)
Free Throw Att.	10	at Baylor (1.12.19)
Rebounds	7	at Iowa State (1.5.19)
Assists	6	vs. South Dakota (12.18.18)
Blocks	1	4x, last at Baylor (1.12.19)
Steals	4	vs. Oklahoma (1.2.19)
Minutes	43	vs. Stanford (12.1.18)

MISCELLANEOUS

	FRESHMAN/CAREER
Double-Doubles	-
10+ Points	10
20+ Points	-
5+ Rebounds	4
10+ Rebounds	-
5+ Assists	3
3+ 3PT Field Goals	1
2+ Steals	9
2+ Blocks	-
Led Team in Pts.	1
Led Team in Rebs.	-
Led Team in Assists	7
Led Team in Steals	7
Led Team in Blocks	2

2018-19 GAME-BY-GAME

OPPONENT (Date)	MP	FG-A	PCT	3PT-A	PCT	FT-A	PCT	O-D-T	PF	A	TO	BLK	ST	TP
^vs. Michigan State (11.6)	34	6-11	.545	3-5	.600	1-2	.500	0-2-2	3	3	4	0	3	16
^VERMONT (11.12)	27	3-5	.600	1-2	.500	0-0	---	2-4-6	1	0	1	0	2	7
^LOUISIANA (11.16)	20	2-6	.333	0-2	.000	0-0	---	0-3-3	2	3	1	0	0	4
^vs. Marquette (11.21)	31	4-7	.571	0-0	---	2-2	1.000	1-2-3	2	4	1	0	3	10
^vs. Tennessee (11.23)	40	5-8	.625	1-1	1.000	6-7	.857	1-3-4	2	2	2	0	0	17
^STANFORD (12.1)	43	3-7	.429	0-0	---	4-7	.571	0-2-2	3	4	0	0	2	10
^WOFFORD (12.4)	30	6-9	.667	1-3	.333	3-3	1.000	0-3-3	3	3	2	0	3	16
^NEW MEXICO STATE (12.8)	39	3-8	.375	0-2	.000	2-3	.667	2-2-4	2	2	3	0	1	8
^VILLANOVA (12.15)	26	3-6	.500	1-1	1.000	4-4	1.000	1-1-2	4	1	2	0	0	11
^SOUTH DAKOTA (12.18)	28	3-7	.429	0-1	.000	2-2	1.000	0-2-2	1	6	2	0	0	8
^at Arizona State (12.22)	32	4-7	.571	2-4	.500	2-2	1.000	0-4-4	3	5	5	1	1	12
^EASTERN MICHIGAN (12.29)	28	5-7	.714	1-2	.500	4-6	.667	0-3-3	1	4	2	1	3	15
^OKLAHOMA (1.2)	28	4-10	.400	1-3	.333	7-8	.875	0-5-5	4	1	2	0	4	16
^at Iowa State (1.5)	31	3-5	.600	1-2	.500	1-2	.500	2-5-7	1	3	5	0	2	8
^TCU (1.9)	27	0-6	.000	0-3	.000	5-6	.833	0-1-1	3	3	1	1	2	5
^at Baylor (1.12)	33	3-4	.750	1-1	1.000	7-10	.700	0-5-5	5	5	3	1	0	14
TEXAS (1.14)														
at West Virginia (1.19)														
IOWA STATE (1.12)														
at Kentucky (1.26)														
at Texas (1.29)														
TEXAS TECH (2.2)														
at Kansas State (2.5)														
OKLAHOMA STATE (2.9)														
at TCU (2.11)														
WEST VIRGINIA (2.16)														
at Texas Tech (2.23)														
KANSAS STATE (2.25)														
at Oklahoma State (3.2)														
at Oklahoma (3.5)														
BAYLOR (3.9)														
TOTAL	497	57-113	.504	13-32	.406	50-64	.781	9-47-56	40	49	36	4	26	177

^ Starter

CAREER YEAR-BY-YEAR STATISTICS

SEASON	GP	GS	MIN	AVG	FG	FGA	PCT	3FG	3FGA	PCT	FT	FTA	PCT	OFF	DEF	TOT	AVG	PF	FO	AST	TO	BLK	STL	PTS	AVG
2018-19	16	16	497	31.1	57	113	.504	13	32	.406	50	64	.781	9	47	56	3.5	40	1	49	36	4	26	177	11.1
TOTAL	16	16	497	31.1	57	113	.504	13	32	.406	50	64	.781	9	47	56	3.5	40	1	49	36	4	26	177	11.1

CHRIS TEAHAN

Sophomore • Guard • 6-4 • 175 • Leawood, Kan. • Rockhurst HS

SEASON STATS

PPG	RPG	APG	FG%	3FG%	FT%
0.0	0.0	0.3	-	-	-

LAST GAME AT IOWA STATE (1.5.19)

MIN	PTS	REBS	ASTS	BLKS	STLS
2	0	0	0	0	0

2017-18: Appeared in 10 games, two in conference play and three postseason ... Averaged 2.3 minutes per contest ... Made his second 3-pointer of the season in scoring three points vs. Omaha (12/18) ... Had a season-high four points vs. Toledo (11/28) ... Logged four minutes against South Dakota State (11/17) with three points and three rebounds ... An invited walk-on who was a two-sport athlete at Rockhurst HS in Kansas City, Missouri ... Older brother, Conner, played five seasons at KU and on two Final Four teams.



CAREER HONORS

CAREER HIGHS

Points	4	vs. Toledo (11.28.17)
Field Goals	1	4x, last vs. Omaha (12.18.17)
Field Goal Att.	2	4x, last vs. Oakland (11.21.17)
3PT Field Goals	1	vs. Omaha (12.18.17) vs. South Dakota St. (11.17.17)
3PT Field Goal Att.	2	vs. Texas Southern (11.21.17) vs. Tennessee St. (11.10.17)
Free Throws	2	vs. Toledo (11.28.17)
Free Throw Att.	2	vs. Toledo (11.28.17)
Rebounds	3	vs. South Dakota St. (11.17.17)
Assists	1	vs. Eastern Michigan (12.29.18) vs. Tennessee St. (11.10.17)
Blocks	-	-
Steals	-	-
Minutes	4	4x, last vs. Omaha (12.18.17)

MISCELLANEOUS

	FR	SO	CAREER
5+ Minutes	-	-	1
4+ Points	1	-	1
3+ Rebounds	1	-	1
3+ Assists	-	-	-
2+ 3PT Field Goals	-	-	-
2+ Steals	-	-	-
2+ Blocks	1	-	1
Led Team in Pts.	-	-	-
Led Team in Rebs.	-	-	-
Led Team in Steals	-	-	-
Led Team in Blocks	-	-	-

2018-19 GAME-BY-GAME

OPPONENT (Date)	MP	FG-A	PCT	3PT-A	PCT	FT-A	PCT	O-D-T	PF	A	TO	BLK	ST	TP
vs. Michigan State (11.6)														
VERMONT (11.12)														
LOUISIANA (11.16)														
vs. Marquette (11.21)														
vs. Tennessee (11.23)														
STANFORD (12.1)														
WOFFORD (12.4)	2	0-0	---	0-0	---	0-0	---	0-0-0	0	0	0	0	0	0
NEW MEXICO STATE (12.8)														
VILLANOVA (12.15)														
SOUTH DAKOTA (12.18)														
at Arizona State (12.22)														
EASTERN MICHIGAN (12.29)	2	0-0	---	0-0	---	0-0	----	0-0-0	1	1	0	0	0	0
OKLAHOMA (1.2)														
at Iowa State (1.5)	2	0-0	---	0-0	---	0-0	---	0-0-0	0	0	0	0	0	0
TCU (1.9)														
at Baylor (1.12)														
TEXAS (1.14)														
at West Virginia (1.19)														
IOWA STATE (1.12)														
at Kentucky (1.26)														
at Texas (1.29)														
TEXAS TECH (2.2)														
at Kansas State (2.5)														
OKLAHOMA STATE (2.9)														
at TCU (2.11)														
WEST VIRGINIA (2.16)														
at Texas Tech (2.23)														
KANSAS STATE (2.25)														
at Oklahoma State (3.2)														
at Oklahoma (3.5)														
BAYLOR (3.9)														
TOTAL	6	0-0	---	0-0	---	0-0	---	0-0-0	1	1	0	0	0	0

^ Starter

CAREER YEAR-BY-YEAR STATISTICS

SEASON	GP	GS	MIN	AVG	FG	FGA	PCT	3FG	3FGA	PCT	FT	FTA	PCT	OFF	DEF	TOT	AVG	PF	FO	AST	TO	BLK	STL	PTS	AVG
2017-18	11	0	25	2.3	4	11	.364	2	8	.250	2	2	1.000	2	5	7	0.6	2	0	1	3	0	0	12	1.1
2018-19	3	0	6	2.0	0	0	.000	0	0	.000	0	0	.000	0	0	0	0.0	1	0	1	0	0	0	0	0.0
TOTAL	14	0	31	2.2	4	11	.364	2	8	.250	2	2	1.000	2	5	7	0.5	3	0	2	3	0	0	12	0.9



K.J. LAWSON

RS-Sophomore • Guard • 6-8 • 205 • Memphis, Tenn. • Hamilton HS • Memphis

SEASON STATS

PPG	RPG	APG	FG%	3FG%	FT%
2.8	1.9	0.8	48%	33%	71%

LAST GAME AT BAYLOR (1.12.19)

MIN	PTS	REBS	ASTS	BLKS	STLS
11	3	1	0	0	0

A transfer from Memphis who sat out the 2017-18 season due to NCAA rules ... Played in 42 games while at Memphis with 33 starts, an 11.5 career scoring average and 7.0 career rebound average ... Had nine career double-doubles ... Granted a medical redshirt following the 2015-16 season.

CAREER HONORS

American Athletic Conference Rookie of the Year [2017]
American Athletic Conference All-Rookie Team [2017]

CAREER HIGHS (*AT MEMPHIS)

Points	*28	at Houston (1.19.17)
Rebounds	*19	vs. East Carolina (1.28.17)
Field Goals	*12	at Houston (1.19.17)
Field Goal Att.	*23	vs. East Carolina (1.28.17)
3PT Field Goals	*3	vs. UTRGV (1.14.16)
3PT Attempts	4	4x, last vs. E. Michigan (12.29.18)
Free Throws	*9	vs. Jackson State (11.30.16)
Free Throw Att.	*11	vs. Tulane (3.2.17)
Assists	*7	vs. McNeese (11.22.16)
Blocks	*2	4x, last vs. Tulsa (2.7.17)
Steals	*3	vs. South Florida (1.14.17)
Minutes	*43	at Houston (1.19.17)

MISCELLANEOUS (*AT MEMPHIS)

	*FR	*SO	R-SO	CAREER
Double-Doubles	-	9	-	9
10+ Points	4	20	-	24
20+ Points	-	4	-	4
5+ Rebounds	4	26	2	32
10+ Rebounds	-	12	-	12
3+ Assists	1	18	2	21
2+ 3PT Field Goals	-	4	1	5
2+ Steals	1	2	1	4
2+ Blocks	1	3	-	4
Led Team in Pts.	1	6	-	7
Led Team in Rebs.	0	14	-	14
Led Team in Assists	0	5	1	6
Led Team in Steals	0	5	1	6
Led Team in Blocks	0	5	-	5

2018-19 GAME-BY-GAME

OPPONENT (Date)	MP	FG-A	PCT	3PT-A	PCT	FT-A	PCT	O-D-T	PF	A	TO	BLK	ST	TP
vs. Michigan State (11.6)	10	1-1	1.000	1-1	1.000	1-2	.500	1-5-6	3	1	0	0	0	4
VERMONT (11.12)	3	0-0	---	0-0	---	0-0	---	0-0-0	1	0	1	0	0	0
LOUISIANA (11.16)	2	1-1	1.000	0-0	---	0-0	---	0-0-0	0	0	0	0	1	2
vs. Marquette (11.21)	2	0-0	---	0-0	---	0-0	---	0-2-2	0	0	0	0	0	0
vs. Tennessee (11.23)	19	2-4	.500	0-1	.000	4-6	.667	1-5-6	4	0	1	0	2	8
STANFORD (12.1)	4	0-0	---	0-0	---	2-2	1.000	2-0-2	1	0	1	0	0	2
WOFFORD (12.4)	17	2-4	.500	0-1	.000	1-2	.500	1-1-2	2	3	1	0	1	5
NEW MEXICO STATE (12.8)	4	1-1	1.000	1-1	1.000	0-0	---	0-1-1	0	1	0	0	0	3
VILLANOVA (12.15)	14	0-2	.000	0-1	.000	0-0	---	2-1-3	1	2	1	0	0	0
SOUTH DAKOTA (12.18)	9	1-3	.333	1-2	.500	0-0	---	0-0-0	4	0	0	0	0	3
at Arizona State (12.22)	12	0-2	.000	0-2	.000	0-0	---	0-2-2	2	2	0	0	0	0
EASTERN MICHIGAN (12.29)	11	2-4	.500	2-4	.500	0-0	---	1-3-4	1	3	1	0	0	6
OKLAHOMA (1.2)	1	0-0	---	0-0	---	0-0	---	0-0-0	0	0	1	0	0	0
at Iowa State (1.5)	9	1-2	.500	0-1	.000	0-0	---	0-1-1	1	1	1	0	1	2
TCU (1.9)	11	2-3	.667	0-1	.000	3-3	1.000	1-0-1	0	0	0	0	0	7
at Baylor (1.12)	11	1-2	.500	0-0	---	1-2	.500	1-0-1	1	0	0	0	0	3
TEXAS (1.14)														
at West Virginia (1.19)														
IOWA STATE (1.12)														
at Kentucky (1.26)														
at Texas (1.29)														
TEXAS TECH (2.2)														
at Kansas State (2.5)														
OKLAHOMA STATE (2.9)														
at TCU (2.11)														
WEST VIRGINIA (2.16)														
at Texas Tech (2.23)														
KANSAS STATE (2.25)														
at Oklahoma State (3.2)														
at Oklahoma (3.5)														
BAYLOR (3.9)														
TOTAL	139	14-29	.483	5-15	.333	12-17	.706	10-21-31	21	13	8	0	5	45

^ Starter

CAREER YEAR-BY-YEAR STATISTICS (*AT MEMPHIS)

SEASON	GP	GS	MIN	AVG	FG	FGA	PCT	3FG	3FGA	PCT	FT	FTA	PCT	OFF	DEF	TOT	AVG	PF	FO	AST	TO	BLK	STL	PTS	AVG
2015-16*	10	2	197	19.7	26	71	.366	2	9	.222	34	51	.667	10	25	35	3.5	26	1	11	19	6	6	88	8.8
2016-17*	32	31	1078	33.7	145	363	.399	22	67	.328	82	118	.695	73	186	259	8.1	72	1	88	66	13	16	394	12.3
2017-18																									
2018-19	16	0	139	8.7	14	29	.483	5	15	.333	12	17	.706	10	21	31	1.9	21	0	13	8	0	5	45	2.8
TOTAL	58	33	1414	24.4	185	463	.400	29	91	.319	128	186	.688	93	232	325	5.6	119	2	112	93	19	27	527	9.1



GARRETT LUINSTRA (loo-IN-struh)

Freshman • Guard • 6-2 • 155 • Lawrence, Kan. • Lawrence Free State HS

SEASON STATS

PPG	RPG	APG	FG%	3FG%	FT%
0.0	0.5	0.0	0%	-	-

LAST GAME VS. SOUTH DAKOTA (12.18.18)

MIN	PTS	REBS	ASTS	BLKS	STLS
2	0	1	0	0	0

An invited walk-on ... A combo guard who set his high school's single-season scoring record with 456 points as a senior ... Averaged 19 points his senior year in guiding Free State High School to the 6A state title game and a 19-6 record ... A first-team all-state selection and the Sunflower League Player of the Year his senior season.

CAREER HONORS

CAREER HIGHS

Points	-
Field Goals	-
Field Goal Att.	1 vs. South Dakota (12.18.18)
3PT Field Goals	-
3PT Field Goal Att.	-
Free Throws	-
Free Throw Att.	-
Rebounds	1 vs. South Dakota (12.18.18)
Assists	-
Blocks	-
Steals	-
Minutes	2 vs. South Dakota (12.18.18)

MISCELLANEOUS

FRESHMAN/CAREER

5+ Minutes	-
4+ Points	-
3+ Rebounds	-
2+ Assists	-
2+ 3PT Field Goals	-
2+ Steals	-
2+ Blocks	-
Led Team in Pts.	-
Led Team in Rebs.	-
Led Team in Steals	-
Led Team in Blocks	-

2018-19 GAME-BY-GAME

OPPONENT (Date)	MP	FG-A	PCT	3PT-A	PCT	FT-A	PCT	O-D-T	PF	A	TO	BLK	ST	TP
vs. Michigan State (11.6)							DNP							
VERMONT (11.12)							DNP							
LOUISIANA (11.16)							DNP							
vs. Marquette (11.21)							DNP							
vs. Tennessee (11.23)							DNP							
STANFORD (12.1)							DNP							
WOFFORD (12.4)	1	0-0	---	0-0	---	0-0	---	0-0-0	1	0	0	0	0	0
NEW MEXICO STATE (12.8)							DNP							
VILLANOVA (12.15)							DNP							
SOUTH DAKOTA (12.18)	2	0-1	.000	0-0	---	0-0	---	1-0-1	0	0	0	0	0	0
at Arizona State (12.22)							DNP							
EASTERN MICHIGAN (12.29)							DNP							
OKLAHOMA (1.2)							DNP							
at Iowa State (1.5)							DNP							
TCU (1.9)							DNP							
at Baylor (1.12)							DNP							
TEXAS (1.14)							DNP							
at West Virginia (1.19)							DNP							
IOWA STATE (1.12)							DNP							
at Kentucky (1.26)							DNP							
at Texas (1.29)							DNP							
TEXAS TECH (2.2)							DNP							
at Kansas State (2.5)							DNP							
OKLAHOMA STATE (2.9)							DNP							
at TCU (2.11)							DNP							
WEST VIRGINIA (2.16)							DNP							
at Texas Tech (2.23)							DNP							
KANSAS STATE (2.25)							DNP							
at Oklahoma State (3.2)							DNP							
at Oklahoma (3.5)							DNP							
BAYLOR (3.9)							DNP							
TOTAL	3	0-1	.000	0-0	---	0-0	---	1-0-1	1	0	0	0	0	0

^ Starter

CAREER YEAR-BY-YEAR STATISTICS

SEASON	GP	GS	MIN	AVG	FG	FGA	PCT	3FG	3FGA	PCT	FT	FTA	PCT	OFF	DEF	TOT	AVG	PF	FO	AST	TO	BLK	STL	PTS	AVG
2018-19	2	0	3	1.5	0	1	.000	0	0	.000	0	0	.000	1	0	1	0.5	1	0	0	0	0	0	0	0.0
TOTAL	2	0	3	1.5	0	1	.000	0	0	.000	0	0	.000	1	0	1	0.5	1	0	0	0	0	0	0	0.0

SILVIO DE SOUSA

(deh-SOE-suh)

Freshman • Forward • 6-9 • 245 • Luanda, Angola • IMG Academy (Fla.)

LAST SEASON STATS

PPG	RPG	BPG	FG%	3FG%	FT%
4.0	3.7	0.2	68%	-	71%

LAST GAME VS. VILLANOVA (3.31.18)

MIN	PTS	REBS	ASTS	BLKS	STLS
10	7	7	0	0	0

2017-18: Averaged 4.8 points and 5.4 rebounds in the 2018 NCAA Tournament ... Tied season high with 26 minutes vs. Duke (3/25) with 10 rebounds and scoring four points ... Averaged 20.0 minutes, 10.0 ppg and 9.7 rpg in the Big 12 Championship ... Posted his first double-double (16 points, 10 rebounds) vs. West Virginia (3/10) in the Big 12 title game ... Pulled down six or more rebounds seven times, including his last three games in the NCAA Tournament ... Joined the team following graduation from IMG Academy in Bradenton, Florida, following the fall 2017 semester.



CAREER HONORS

CAREER HIGHS

Points	16	vs. West Virginia (3.10.18)
Field Goals	8	vs. West Virginia (3.10.18)
Field Goal Att.	8	vs. West Virginia (3.10.18)
3PT Field Goals	-	-
3PT Field Goal Att.	-	-
Free Throws	4	vs. Oklahoma (2.19.18)
Free Throw Att.	4	3x, last vs. Villanova (3.31.18)
Rebounds	11	vs. Kansas State (3.9.18)
Assists	1	4x, last vs. Duke (3.25.18)
Blocks	1	3x, last vs. Duke (3.25.18)
Steals	1	vs. West Virginia (3.10.18)
Minutes	26	vs. Duke (3.25.18) vs. West Virginia (3.10.18)

MISCELLANEOUS

	FR	SO	CAREER
Double-Doubles	1		1
10+ Points	2		2
20+ Points	-		-
5+ Rebounds	7		7
10+ Rebounds	3		3
3+ Assists	-		-
2+ Steals	-		-
2+ Blocks	-		-
Led Team in Pts.	-		-
Led Team in Rebs.	4		4
Led Team in Assists	-		-
Led Team in Steals	-		-
Led Team in Blocks	1		1

2018-19 GAME-BY-GAME

OPPONENT (Date)	MP	FG-A	PCT	3PT-A	PCT	FT-A	PCT	O-D-T	PF	A	TO	BLK	ST	TP
vs. Michigan State (11.6)														
VERMONT (11.12)														
LOUISIANA (11.16)														
vs. Marquette (11.21)														
vs. Tennessee (11.23)														
STANFORD (12.1)														
WOFFORD (12.4)														
NEW MEXICO STATE (12.8)														
VILLANOVA (12.15)														
SOUTH DAKOTA (12.18)														
at Arizona State (12.22)														
EASTERN MICHIGAN (12.29)														
OKLAHOMA (1.2)														
at Iowa State (1.5)														
TCU (1.9)														
at Baylor (1.12)														
TEXAS (1.14)														
at West Virginia (1.19)														
IOWA STATE (1.12)														
at Kentucky (1.26)														
at Texas (1.29)														
TEXAS TECH (2.2)														
at Kansas State (2.5)														
OKLAHOMA STATE (2.9)														
at TCU (2.11)														
WEST VIRGINIA (2.16)														
at Texas Tech (2.23)														
KANSAS STATE (2.25)														
at Oklahoma State (3.2)														
at Oklahoma (3.5)														
BAYLOR (3.9)														
TOTAL														

^ Starter

CAREER YEAR-BY-YEAR STATISTICS

SEASON	GP	GS	MIN	AVG	FG	FGA	PCT	3FG	3FGA	PCT	FT	FTA	PCT	OFF	DEF	TOT	AVG	PF	FO	AST	TO	BLK	STL	PTS	AVG
2017-18	20	0	175	8.8	32	47	.681	0	0	.000	15	21	.714	33	41	74	3.7	33	0	4	18	3	1	79	4.0
2018-19	-	-	-	-	-	-	-	-	-	-	-	-	-	-	-	-	-	-	-	-	-	-	-	-	-
TOTAL	20	0	175	8.8	32	47	.681	0	0	.000	15	21	.714	33	41	74	3.7	33	0	4	18	3	1	79	4.0

LAGERALD VICK

Senior • Guard • 6-5 • 190 • Memphis, Tenn. • Douglass HS

SEASON STATS

PPG	RPG	APG	FG%	3FG%	FT%
14.8	4.0	2.0	48%	46%	67%

LAST GAME AT BAYLOR (1.12.19)

MIN	PTS	REBS	ASTS	BLKS	STLS
36	18	3	2	1	0

Lone senior on the Kansas roster ... Made 13 3-pointers in his last six games in 2017-18 ... All-Big 12 Honorable Mention ... Had six 20-point efforts ... Recorded 12 games of six-plus rebounds in 2017-18 including eight boards vs. Clemson (3/23) ... Averaged 7.4 ppg and shot 37 percent from beyond the arc in 2016-17.



CAREER HONORS

- Big 12 Player of the Week (11.19, 12.3)
- NIT Season Tip-Off All-Tournament Team
- All-Big 12 Honorable Mention [2017-18]
- Academic All-Big 12 Rookie Team [2015-16]

CAREER HIGHS

Points	33	vs. Louisiana (11.16.18)
Field Goals	12	vs. Vermont (11.12.18)
	12	vs. Washington (12.6.17)
Field Goal Att.	23	vs. Washington (12.6.17)
3PT Field Goals	8	vs. Vermont (11.12.18)
3PT Field Goal Att.	12	vs. Louisiana (11.16.18)
Free Throws	8	vs. Villanova (12.15.18)
Free Throw Att.	10	vs. Villanova (12.15.18)
Rebounds	11	vs. Texas Southern (11.21.17)
Assists	7	3x, last vs. Washington (12.6.17)
Blocks	3	vs. Oakland (11.24.17)
Steals	3	6x, last vs. Oklahoma (1.2.19)
Minutes	43	2x, last vs. Stanford (12.1.18)

MISCELLANEOUS

	FR	SO	JR	SR	CAREER
Double-Doubles	0	0	1	-	1
10+ Points	0	7	24	11	42
20+ Points	0	1	6	4	11
30+ Points	0	0	0	2	2
5+ Rebounds	1	12	21	5	33
10+ Rebounds	0	0	1	-	1
3+ Assists	0	2	12	5	19
3+ 3PT Field Goals	0	4	9	8	21
2+ Steals	0	6	10	7	23
2+ Blocks	0	2	2	-	4
Led Team in Pts.	0	1	3	5	9
Led Team in Rebs.	0	1	4	1	6
Led Team in Assists	0	0	3	2	5
Led Team in Steals	0	5	6	5	16
Led Team in Blocks	0	6	6	1	13

2018-19 GAME-BY-GAME

OPPONENT (Date)	MP	FG-A	PCT	3PT-A	PCT	FT-A	PCT	O-D-T	PF	A	TO	BLK	ST	TP
^vs. Michigan State (11.6)	32	1-7	.143	0-4	.000	0-0	---	0-3-3	2	3	2	0	3	2
^VERMONT (11.12)	33	12-14	.857	8-8	1.000	0-0	---	1-2-3	2	1	2	0	1	32
^LOUISIANA (11.16)	40	11-18	.611	7-12	.583	4-5	.800	2-7-9	0	2	3	0	2	33
^vs. Marquette (11.21)	36	6-12	.500	3-5	.600	1-2	.500	0-2-2	2	0	2	0	1	16
^vs. Tennessee (11.23)	43	6-12	.500	3-7	.429	0-0	---	1-1-2	2	4	2	0	1	15
^STANFORD (12.1)	43	10-17	.588	7-11	.636	0-0	.000	1-4-5	3	1	3	0	1	27
WOFFORD (12.4)	22	0-3	.000	0-2	.000	0-0	---	0-2-2	0	0	2	0	1	0
NEW MEXICO STATE (12.8)	31	2-8	.250	1-3	.333	0-0	---	0-6-6	2	5	1	1	2	5
^VILLANOVA (12.15)	39	9-15	.600	3-8	.375	8-10	.800	0-7-7	2	1	3	0	0	29
^SOUTH DAKOTA (12.18)	33	5-12	.417	2-3	.667	0-0	---	2-3-5	2	2	3	1	3	12
^at Arizona State (12.22)	37	5-16	.313	3-11	.273	1-1	1.000	0-2-2	4	1	3	0	2	14
^EASTERN MICHIGAN (12.29)	29	2-7	.286	0-5	.000	0-1	.000	0-3-3	0	4	2	0	1	4
^OKLAHOMA (1.2)	25	5-12	.417	2-7	.286	0-1	.000	0-4-4	1	1	4	1	3	12
^at Iowa State (1.5)	29	2-8	.250	2-6	.333	0-0	---	0-4-4	0	1	7	0	2	6
^TCU (1.9)	36	5-10	.500	2-7	.286	0-0	---	1-3-4	2	4	6	0	0	12
^at Baylor (1.12)	36	6-10	.600	6-8	.750	0-1	.000	0-3-3	1	2	4	1	0	18
TEXAS (1.14)														
at West Virginia (1.19)														
IOWA STATE (1.12)														
at Kentucky (1.26)														
at Texas (1.29)														
TEXAS TECH (2.2)														
at Kansas State (2.5)														
OKLAHOMA STATE (2.9)														
at TCU (2.11)														
WEST VIRGINIA (2.16)														
at Texas Tech (2.23)														
KANSAS STATE (2.25)														
at Oklahoma State (3.2)														
at Oklahoma (3.5)														
BAYLOR (3.9)														
TOTAL	544	87-181	.481	49-107	.458	14-21	.667	8-56-64	25	32	49	4	23	237

^ Starter

CAREER YEAR-BY-YEAR STATISTICS

SEASON	GP	GS	MIN	AVG	FG	FGA	PCT	3FG	3FGA	PCT	FT	FTA	PCT	OFF	DEF	TOT	AVG	PF	FO	AST	TO	BLK	STL	PTS	AVG
2015-16	19	0	91	4.8	14	25	.560	8	17	.471	3	6	.500	1	4	5	0.3	6	0	8	6	1	3	39	2.1
2016-17	36	6	878	24.4	97	219	.443	34	92	.370	38	46	.826	36	91	127	3.5	58	1	34	40	15	21	266	7.4
2017-18	39	35	1289	33.1	187	383	.488	59	158	.373	37	55	.673	37	150	187	4.8	74	0	83	64	13	34	470	12.1
2018-19	16	14	544	34.0	87	181	.481	49	107	.458	14	21	.667	8	56	64	4.0	25	0	32	49	4	23	237	14.8
TOTAL	110	55	2802	25.5	385	808	.476	150	374	.401	92	128	.719	82	301	383	3.5	163	1	157	159	33	81	1012	9.2



OCHAI AGBAJI

(OH-chie uh-BAH-gee)

Freshman • Guard • 6-5 • 210 • Kansas City, Mo. • Oak Park HS

SEASON STATS

PPG	RPG	APG	FG%	3FG%	FT%
8.5	3.5	0.5	70%	50%	50%

LAST GAME AT BAYLOR (1.12.19)

MIN	PTS	REBS	ASTS	BLKS	STLS
21	10	3	0	0	1

Played in his first game of the season vs. TCU (1/9) ... Previously declared a redshirt for 2018-19 on Nov. 5 ... A Kansas City product who is very athletic and has a great shooting touch ... Verbally committed to Kansas in February 2018 ... Bill Self compares Agbaji to Kansas City Jayhawk Travis Releford who played in 138 career games and was a two-year starter while at KU.

CAREER HONORS

CAREER HIGHS

Points	10	at Baylor (1.12.19)
Field Goals	4	at Baylor (1.12.19)
Field Goal Att.	5	at Baylor (1.12.19) vs. TCU (1.9.19)
3PT Field Goals	1	at Baylor (1.12.19) vs. TCU (1.9.19)
3PT Field Goal Att.	2	at Baylor (1.12.19) vs. TCU (1.9.19)
Free Throws	1	at Baylor (1.12.19)
Free Throw Att.	2	at Baylor (1.12.19)
Rebounds	4	vs. TCU (1.9.19)
Assists	1	vs. TCU (1.9.19)
Blocks	1	vs. TCU (1.9.19)
Steals	2	vs. TCU (1.9.19)
Minutes	25	vs. TCU (1.9.19)

MISCELLANEOUS

	FRESHMAN/CAREER
Double-Doubles	-
10+ Points	1
20+ Points	-
5+ Rebounds	-
10+ Rebounds	-
3+ Assists	-
3+ 3PT Field Goals	-
2+ Steals	1
2+ Blocks	-
Led Team in Pts.	-
Led Team in Rebs.	-
Led Team in Assists	-
Led Team in Steals	-
Led Team in Blocks	1

2018-19 GAME-BY-GAME

OPPONENT (Date)	MP	FG-A	PCT	3PT-A	PCT	FT-A	PCT	O-D-T	PF	A	TO	BLK	ST	TP
vs. Michigan State (11.6)														
VERMONT (11.12)														
LOUISIANA (11.16)														
vs. Marquette (11.21)														
vs. Tennessee (11.23)														
STANFORD (12.1)														
WOFFORD (12.4)														
NEW MEXICO STATE (12.8)														
VILLANOVA (12.15)														
SOUTH DAKOTA (12.18)														
at Arizona State (12.22)														
EASTERN MICHIGAN (12.29)														
OKLAHOMA (1.2)														
at Iowa State (1.5)														
TCU (1.9)	25	3-5	.600	1-2	.500	0-0	---	1-3-4	2	1	0	1	2	7
at Baylor (1.12)	21	4-5	.800	1-2	.500	1-2	.500	1-2-3	2	0	0	0	1	10
TEXAS (1.14)														
at West Virginia (1.19)														
IOWA STATE (1.12)														
at Kentucky (1.26)														
at Texas (1.29)														
TEXAS TECH (2.2)														
at Kansas State (2.5)														
OKLAHOMA STATE (2.9)														
at TCU (2.11)														
WEST VIRGINIA (2.16)														
at Texas Tech (2.23)														
KANSAS STATE (2.25)														
at Oklahoma State (3.2)														
at Oklahoma (3.5)														
BAYLOR (3.9)														
TOTAL	46	7-10	.700	2-4	.500	1-2	.500	2-5-7	4	1	0	1	3	17

^ Starter

CAREER YEAR-BY-YEAR STATISTICS

SEASON	GP	GS	MIN	AVG	FG	FGA	PCT	3FG	3FGA	PCT	FT	FTA	PCT	OFF	DEF	TOT	AVG	PF	FO	AST	TO	BLK	STL	PTS	AVG
2018-19	2	0	46	23.0	7	10	.700	2	4	.500	1	2	.500	2	5	7	3.5	4	0	1	0	1	3	17	8.5
TOTAL	2	0	46	23.0	7	10	.700	2	4	.500	1	2	.500	2	5	7	3.5	4	0	1	0	1	3	17	8.5



DAVID McCORMACK

Freshman • Forward • 6-10 • 265 • Norfolk, Va. • Oak Hill Academy

SEASON STATS

PPG	RPG	BPG	FG%	3FG%	FT%
2.2	2.1	0.4	52%	-	56%

LAST GAME AT BAYLOR (1.12.19)

MIN	PTS	REBS	ASTS	BLKS	STLS
6	0	0	0	0	0

A 2018 McDonald's All-American who also represented the USA at the Nike Hoop Summit ... A big body who showed a lot of discipline in losing more than 50 pounds during high school ... Can play both power forward and center and can open up the middle with his outside shooting.

CAREER HONORS

CAREER HIGHS

Points	12	vs. South Dakota (12.18.18)
Field Goals	4	vs. South Dakota (12.18.18)
Field Goal Att.	7	vs. South Dakota (12.18.18)
3PT Field Goals	-	
3PT Field Goal Att.	-	
Free Throws	4	vs. South Dakota (12.18.18)
Free Throw Att.	4	vs. South Dakota (12.18.18)
		vs. Michigan State (11.6.18)
Rebounds	6	vs. South Dakota (12.18.18)
		vs. Louisiana (11.16.18)
Assists	1	vs. South Dakota (12.18.18)
		vs. Michigan State (11.6.18)
Blocks	2	vs. South Dakota (12.18.18)
Steals	1	vs. Oklahoma (1.2.19)
		vs. Eastern Michigan (12.29.18)
Minutes	17	vs. Eastern Michigan (12.29.18)
		vs. South Dakota (12.18.18)

MISCELLANEOUS

	FRESHMAN/CAREER
Double-Doubles	-
10+ Points	1
20+ Points	-
5+ Rebounds	3
10+ Rebounds	-
2+ Assists	-
1+ 3PT Field Goals	-
2+ Steals	-
2+ Blocks	1
Led Team in Pts.	-
Led Team in Rebs.	-
Led Team in Assists	-
Led Team in Steals	-
Led Team in Blocks	3

2018-19 GAME-BY-GAME

OPPONENT (Date)	MP	FG-A	PCT	3PT-A	PCT	FT-A	PCT	O-D-T	PF	A	TO	BLK	ST	TP
vs. Michigan State (11.6)	5	1-2	.500	0-0	---	1-4	.250	1-2-3	1	1	0	0	0	3
VERMONT (11.12)								DNP						
LOUISIANA (11.16)	10	1-4	.250	0-0	---	0-0	---	4-2-6	0	0	0	1	0	2
vs. Marquette (11.21)	2	1-1	1.000	0-0	---	0-0	---	0-0-0	0	0	0	0	0	2
vs. Tennessee (11.23)	4	0-0	---	0-0	---	0-0	---	0-1-1	1	0	2	0	0	0
STANFORD (12.1)	1	0-0	----	0-0	---	0-0	---	0-1-1	0	0	0	0	0	0
WOFFORD (12.4)	5	3-5	.600	0-0	---	0-0	---	0-3-3	0	0	0	0	0	6
NEW MEXICO STATE (12.8)	4	0-1	.000	0-0	---	0-0	---	0-0-0	0	0	0	1	0	0
VILLANOVA (12.15)	1	0-0	---	0-0	---	0-0	---	0-0-0	0	0	0	0	0	0
SOUTH DAKOTA (12.18)	17	4-7	.571	0-0	---	4-4	1.000	1-5-6	2	1	0	2	0	12
at Arizona State (12.22)	11	1-2	.500	0-0	---	0-0	---	2-2-4	2	0	0	1	0	2
EASTERN MICHIGAN (12.29)	17	2-2	1.000	0-0	---	0-1	.000	0-5-5	2	0	0	1	1	4
OKLAHOMA (1.2)	6	0-1	.000	0-0	---	0-0	---	1-0-1	1	0	1	0	1	0
at Iowa State (1.5)	10	1-2	.500	0-0	---	0-0	---	0-1-1	1	0	0	0	0	2
TCU (1.9)	1	0-0	---	0-0	---	0-0	---	0-0-0	0	0	0	0	0	0
at Baylor (1.12)	6	0-0	---	0-0	---	0-0	---	0-0-0	1	0	0	0	0	0
TEXAS (1.14)														
at West Virginia (1.19)														
IOWA STATE (1.12)														
at Kentucky (1.26)														
at Texas (1.29)														
TEXAS TECH (2.2)														
at Kansas State (2.5)														
OKLAHOMA STATE (2.9)														
at TCU (2.11)														
WEST VIRGINIA (2.16)														
at Texas Tech (2.23)														
KANSAS STATE (2.25)														
at Oklahoma State (3.2)														
at Oklahoma (3.5)														
BAYLOR (3.9)														
TOTAL	100	14-27	.519	0-0	---	5-9	.556	9-22-31	11	2	3	6	2	33

^ Starter

CAREER YEAR-BY-YEAR STATISTICS

SEASON	GP	GS	MIN	AVG	FG	FGA	PCT	3FG	3FGA	PCT	FT	FTA	PCT	OFF	DEF	TOT	AVG	PF	FO	AST	TO	BLK	STL	PTS	AVG
2018-19	15	0	100	6.7	14	27	.519	0	0	.000	5	9	.556	9	22	31	2.1	11	0	2	3	6	2	33	2.2
TOTAL	15	0	100	6.7	14	27	.519	0	0	.000	5	9	.556	9	22	31	2.1	11	0	2	3	6	2	33	2.2



UDOKA AZUBUIKE

(you-DOE-kuh az-uh-BOO-kee)

Junior • Center • 7-0 • 270 • Delta, Nigeria • Potter's House Christian Academy

SEASON STATS

PPG	RPG	BPG	FG%	3FG%	FT%
13.4	6.8	1.6	71%	-	34%

LAST GAME VS. OKLAHOMA (1.2.19)

MIN	PTS	REBS	ASTS	BLKS	STLS
23	8	9	0	2	0

Announced Jan. 6 he will miss the remainder of the 2018-19 season due to surgery on his right wrist ... Led NCAA Division I in field goal percentage at 77.0, which ranks second best for a season in NCAA history ... Posted his sixth double-double of the season with 14 points and 11 rebounds vs. Clemson (3/23) ... Had 11 games with nine or more rebounds ... Ranked seventh in the Big 12 in rebound average (7.0) and sixth in blocked shots (1.7) ... Posted seven 20-point games season in 2017-18 ... Played in 11 games with six starts as a freshman in 2016-17 before a season-ending wrist injury.

CAREER HONORS

Kareem Abdul-Jabbar Center of the Year Award Candidate (1 of 20)
 Preseason All-Big 12 Honorable Mention
 All-Big 12 Third Team [2017-18]
 Academic All-Big 12 Second Team [2017-18]

CAREER HIGHS

Points	26	at Nebraska (12.16.17)
Field Goals	13	at Nebraska (12.16.17)
Field Goal Att.	17	vs. Vermont (11.12.18)
	17	at Nebraska (12.16.17)
3PT Field Goals	-	-
3PT Field Goal Att.	-	-
Free Throws	7	vs. West Virginia (2.17.18)
Free Throw Att.	11	vs. Baylor (1.20.18)
Rebounds	13	at Texas (12.29.17)
Assists	2	4x, last vs. Marquette (11.21.18)
Blocks	5	vs. Texas (2.26.18) vs. Kansas State (1.13.18)
Steals	3	vs. Oklahoma (2.19.18)
Minutes	34	3x, last vs. Vermont (11.12.18)

2018-19 GAME-BY-GAME

OPPONENT (Date)	MP	FG-A	PCT	3PT-A	PCT	FT-A	PCT	O-D-T	PF	A	TO	BLK	ST	TP
[^] vs. Michigan State (11.6)	20	7-10	.700	0-0	---	3-7	.429	2-1-3	4	1	2	4	1	17
[^] VERMONT (11.12)	34	10-17	.588	0-0	---	3-6	.500	1-10-11	2	0	3	1	0	23
[^] LOUISIANA (11.16)	23	8-10	.800	0-0	---	1-4	.250	4-4-8	3	1	2	4	0	17
[^] vs. Marquette (11.21)	15	3-5	.600	0-0	---	0-3	.000	1-3-4	4	2	2	0	0	6
[^] vs. Tennessee (11.23)	17	4-6	.667	0-0	---	1-2	.500	1-3-4	5	0	4	1	1	9
[^] STANFORD (12.1)	28	9-11	.818	0-0	---	0-3	.000	3-6-9	4	1	2	0	1	18
[^] WOFFORD (12.4)	4	0-1	.000	0-0	---	0-0	---	2-2-4	0	0	0	0	0	0
NEW MEXICO STATE (12.8)								DNP -- INJURED						
VILLANOVA (12.15)								DNP -- INJURED						
SOUTH DAKOTA (12.18)								DNP -- INJURED						
at Arizona State (12.22)								DNP -- INJURED						
[^] EASTERN MICHIGAN (12.29)	20	10-13	.769	0-0	---	3-6	.500	3-6-9	2	0	2	2	1	23
[^] OKLAHOMA (1.2)	23	4-5	.800	0-0	---	0-1	.000	3-6-9	2	0	1	2	0	8
at Iowa State (1.5)								DNP -- INJURED						
TCU (1.9)								DNP -- INJURED						
at Baylor (1.12)								DNP -- INJURED						
TEXAS (1.14)														
at West Virginia (1.19)														
IOWA STATE (1.12)														
at Kentucky (1.26)														
at Texas (1.29)														
TEXAS TECH (2.2)														
at Kansas State (2.5)														
OKLAHOMA STATE (2.9)														
at TCU (2.11)														
WEST VIRGINIA (2.16)														
at Texas Tech (2.23)														
KANSAS STATE (2.25)														
at Oklahoma State (3.2)														
at Oklahoma (3.5)														
BAYLOR (3.9)														
TOTAL	184	55-78	.705	0-0	---	11-32	.344	20-41-61	26	5	18	14	4	121

[^] Starter

CAREER YEAR-BY-YEAR STATISTICS

SEASON	GP	GS	MIN	AVG	FG	FGA	PCT	3FG	3FGA	PCT	FT	FTA	PCT	OFF	DEF	TOT	AVG	PF	FO	AST	TO	BLK	STL	PTS	AVG
2016-17	11	6	142	12.9	22	35	.629	0	0	.000	11	29	.379	13	35	48	4.4	31	0	2	15	18	2	55	5.0
2017-18	36	34	848	23.6	211	274	.770	0	0	.000	45	109	.413	87	165	252	7.0	108	4	24	63	60	20	467	13.0
2018-19	9	9	184	20.4	55	78	.705	0	0	.000	11	32	.344	20	41	61	6.8	26	1	5	18	14	4	121	13.4
TOTAL	56	49	1174	21.0	288	387	.744	0	0	.000	67	170	.394	120	241	361	6.4	165	5	31	96	92	26	643	11.5



MITCH LIGHTFOOT

Junior • Forward • 6-8 • 225 • Gilbert, Arizona • Gilbert Christian HS

SEASON STATS

PPG	RPG	BPG	FG%	3FG%	FT%
1.9	2.4	0.6	57%	0%	60%

LAST GAME AT BAYLOR (1.12.19)

MIN	PTS	REBS	ASTS	BLKS	STLS
3	0	2	0	1	0

Started seven games in 2017-18 ... Pulled down a career-high 11 rebounds vs. Penn (3/18) with nine points ... Went 22-for-31 (71.0 percent) in his last 11 games ... Finished second on the team with 54 blocked shots ... Ranked eighth in the Big 12 with 1.5 blocked shots per game ... Led Kansas with 16 charges drawn ... Was born in Kansas City and moved to Arizona as a youth ... Played in 26 games as a freshman.

CAREER HONORS

CAREER HIGHS

Points	11	vs. Oakland (11.24.17)
Field Goals	4	4x, last vs. Kansas State (3.9.18)
Field Goal Att.	7	at West Virginia (1.15.18) vs. Texas Southern (11.21.17)
3PT Field Goals	2	vs. Tennessee St. (11.10.17)
3PT Field Goal Att.	3	vs. Texas Southern (11.21.17)
Free Throws	4	at Nebraska (12.16.17) vs. Oakland (11.24.17)
Free Throw Att.	4	4x, last vs. South Dakota (12.18.18)
Rebounds	11	vs. Penn (3.15.18)
Assists	2	vs. Eastern Michigan (12.29.18) at Baylor (2.10.18)
Blocks	6	at TCU (1.6.18)
Steals	2	at Iowa State (2.13.18)
Minutes	27	vs. Penn (3.15.18)

MISCELLANEOUS

	FR	SO	JR	CAREER
Double-Doubles	0	0	-	0
10+ Points	0	2	-	2
20+ Points	0	0	-	0
5+ Rebounds	1	10	3	14
10+ Rebounds	0	1	-	1
2+ Assists	0	1	1	2
2+ 3PT Field Goals	0	1	-	1
2+ Steals	0	1	-	1
2+ Blocks	3	13	-	16
Led Team in Pts.	0	0	-	0
Led Team in Rebs.	0	2	-	2
Led Team in Assists	0	0	-	0
Led Team in Steals	0	1	-	1
Led Team in Blocks	6	19	5	30

2018-19 GAME-BY-GAME

OPPONENT (Date)	MP	FG-A	PCT	3PT-A	PCT	FT-A	PCT	O-D-T	PF	A	TO	BLK	ST	TP
vs. Michigan State (11.6)	6	2-2	1.000	0-0	---	0-0	---	1-0-1	3	0	0	1	0	4
VERMONT (11.12)	6	0-1	.000	0-1	.000	1-2	.500	0-1-1	1	1	0	1	0	1
LOUISIANA (11.16)	2	0-0	---	0-0	---	0-0	---	0-0-0	1	0	1	0	0	0
vs. Marquette (11.21)	13	1-1	1.000	0-0	---	1-1	1.000	1-1-2	0	1	0	1	0	3
vs. Tennessee (11.23)	8	0-0	---	0-0	---	0-0	---	0-3-3	0	0	0	1	0	0
STANFORD (12.1)	5	0-1	.000	0-0	---	0-0	---	1-0-1	0	0	0	0	0	0
WOFFORD (12.4)	6	0-0	---	0-0	---	0-0	---	1-1-2	0	0	1	0	0	0
NEW MEXICO STATE (12.8)	18	3-6	.500	0-1	.000	1-2	.500	2-4-6	3	1	1	1	0	7
VILLANOVA (12.15)	14	1-1	1.000	0-0	---	0-1	.000	0-2-2	1	0	1	1	0	2
SOUTH DAKOTA (12.18)	14	2-3	.667	0-1	.000	3-4	.750	3-3-6	1	1	0	1	0	7
at Arizona State (12.22)	8	0-1	.000	0-0	---	0-0	---	1-1-2	2	0	1	1	0	0
EASTERN MICHIGAN (12.29)	11	2-3	.667	0-0	---	0-0	---	1-5-6	4	2	0	0	0	4
OKLAHOMA (1.2)	4	0-0	---	0-0	---	0-0	---	1-0-1	0	0	0	0	0	0
at Iowa State (1.5)	7	0-1	.000	0-1	.000	0-0	---	0-0-0	1	0	1	0	0	0
TCU (1.9)	10	1-1	1.000	0-0	---	0-0	---	0-3-3	0	0	0	0	0	2
at Baylor (1.12)	3	0-0	---	0-0	---	0-0	---	0-2-2	2	0	0	1	0	0
TEXAS (1.14)														
at West Virginia (1.19)														
IOWA STATE (1.12)														
at Kentucky (1.26)														
at Texas (1.29)														
TEXAS TECH (2.2)														
at Kansas State (2.5)														
OKLAHOMA STATE (2.9)														
at TCU (2.11)														
WEST VIRGINIA (2.16)														
at Texas Tech (2.23)														
KANSAS STATE (2.25)														
at Oklahoma State (3.2)														
at Oklahoma (3.5)														
BAYLOR (3.9)														
TOTAL	135	12-21	.571	0-4	.000	6-10	.600	12-26-38	19	6	6	9	0	30

^ Starter

CAREER YEAR-BY-YEAR STATISTICS

SEASON	GP	GS	MIN	AVG	FG	FGA	PCT	3FG	3FGA	PCT	FT	FTA	PCT	OFF	DEF	TOT	AVG	PF	FO	AST	TO	BLK	STL	PTS	AVG
2016-17	26	0	102	3.9	10	18	.556	2	3	.667	2	12	.167	9	16	25	1.0	17	0	1	7	11	2	24	0.9
2017-18	38	7	531	14.0	60	105	.571	6	17	.353	18	25	.720	48	68	116	3.1	83	3	10	29	54	10	144	3.8
2018-19	16	0	135	8.4	12	21	.571	0	4	.000	6	10	.600	12	26	38	2.4	19	0	6	6	9	0	30	1.9
TOTAL	80	7	768	9.6	82	144	.569	8	24	.333	26	47	.553	69	110	179	2.2	119	3	17	42	74	12	198	2.5

GAME-BY-GAME COMPARISONS

Opponent	1st	2nd	Score	Mar	Total FG	FG Pct	3-Pointers	3FG Pct	Free Throws	FT Pct	Rebounds	Mar	Assist	TOver	Block	Steal	Fouls
vs. Michigan State (11/6)	50/36	42/51	92-87	+5	31-69/26-59	.449/.441	10-23/12-23	.435/.522	20-33/23-35	.606/.657	42/40	+2	21/19	11/18	7/7	10/5	28/25
VERMONT (11/12)	40/36	44/32	84-68	+16	33-63/23-56	.524/.411	12-19/9-26	.632/.346	6-10/13-17	.600/.765	38/28	+10	19/11	13/12	2/2	7/3	18/13
LOUISIANA (11/16)	44/41	45/35	89-76	+13	32-65/27-63	.492/.429	8-22/12-36	.364/.333	17-26/10-12	.654/.833	45/32	+13	20/16	16/15	5/0	6/10	14/20
vs. Marquette (11/21)	38/47	39/21	77-68	+9	28-58/25-60	.483/.417	5-10/14-31	.500/.452	16-24/4-5	.667/.800	38/31	+7	10/17	8/13	5/7	6/2	15/22
vs. Tennessee (11/23)	31/33	38/36	87-81	+6	30-60/31-75	.500/.413	5-17/7-27	.294/.259	22-34/12-17	.647/.706	43/40	+3	13/19	16/14	2/4	6/5	18/25
STANFORD (12/1)	29/35	46/40	90-84	+6	32-64/28-63	.500/.444	7-16/12-34	.438/.353	19-27/16-19	.704/.842	37/36	+1	12/13	11/18	0/6	10/3	20/22
WOFFORD (12/4)	29/26	43/21	72-47	+25	31-63/17-65	.492/.262	3-23/5-26	.130/.192	7-10/8-10	.700/.800	36/45	(9)	11/5	7/18	5/3	9/1	11/14
NEW MEXICO ST. (12/8)	26/28	37/32	63-60	+3	25-58/25-55	.431/.455	7-21/7-26	.333/.269	6-12/3-10	.500/.300	36/37	(1)	15/20	13/16	4/4	7/6	15/15
VILLANOVA (12/15)	33/31	41/40	74-71	+3	23-46/24-59	.500/.407	5-15/8-28	.333/.286	23-30/15-19	.767/.789	35/26	+9	9/8	14/9	2/2	4/5	19/21
SOUTH DAKOTA (12/18)	37/27	52/26	89-53	+36	34-66/22-58	.515/.379	9-23/3-13	.391/.231	12-15/6-13	.800/.462	42/31	+11	19/14	12/17	5/2	11/8	16/15
at Arizona State (12/22)	39/31	37/49	76-80	(4)	27-65/26-63	.415/.413	7-28/8-21	.250/.381	15-16/20-32	.938/.625	40/41	(1)	13/13	16/11	5/5	6/9	22/12
Eastern Michigan (12/29)	46/25	41/38	87-63	+24	31-56/21-70	.554/.300	7-21/6-32	.333/.188	18-26/15-23	.692/.652	42/42	-	25/7	17/16	4/1	7/9	20/23
OKLAHOMA (1/2)	40/25	30/38	70-63	+7	26-63/25-62	.413/.403	4-21/5-22	.190/.227	14-22/8-13	.636/.615	42/40	+2	10/9	14/17	6/2	11/5	17/17
at Iowa State (1/5)	32/36	28/41	60-77	(17)	24-56/28-61	.429/.459	6-20/13-25	.300/.520	6-11/8-10	.545/.800	41/26	+15	12/18	24/12	1/4	6/13	10/12
TCU (1/9)	40/31	37/37	77-68	+9	26-60/25-54	.433/.463	5-21/9-21	.238/.429	20-27/9-13	.741/.692	34/34	-	13/12	12/20	2/3	10/6	13/18
at Baylor (1/12)	35/25	38/43	73-68	+5	24-44/25-75	.545/.333	9-16/9-31	.563/.290	16-27/9-15	.593/.600	30/49	(19)	13/13	14/14	11/3	6/9	19/23
TEXAS (1/14)																	
at West Virginia (1/19)																	
IOWA STATE (1/21)																	
at Kentucky (1/26)																	
at Texas (1/29)																	
TEXAS TECH (2/2)																	
at Kansas State (2/5)																	
OKLAHOMA STATE (2/9)																	
at TCU (2/11)																	
WEST VIRGINIA (2/16)																	
at Texas Tech (2/23)																	
KANSAS STATE (2/25)																	
at Oklahoma State (3/2)																	
at Oklahoma (3/5)																	
BAYLOR (3/9)																	

Note: Game totals are displayed in the format KANSAS/OPPONENT for each category

SPECIALTY SCORING STATS

Opponent	PAINT			OFF TURNOVERS			2ND CHANCE			FAST BREAK			BENCH		
	KU	OPP	MARGIN	KU	OPP	MARGIN	KU	OPP	MARGIN	KU	OPP	MARGIN	KU	OPP	MARGIN
vs. Michigan State (11/6)	40	24	+16	20	11	+9	12	11	+1	24	26	(2)	16	18	(2)
VERMONT (11/12)	32	16	+16	18	9	+9	16	5	+11	11	5	+6	12	11	+1
LOUISIANA (11/16)	44	24	+20	17	23	(6)	20	4	+16	7	23	-16	10	7	+3
vs. Marquette (11/21)	40	16	+24	15	5	+10	11	6	+5	8	0	+8	16	10	+6
vs. Tennessee (11/23)	48	40	+8	14	16	(2)	11	9	+2	12	0	+12	17	12	+5
STANFORD (12/1)	46	32	+14	22	9	+13	20	9	+11	5	2	+3	9	14	(5)
WOFFORD (12/4)	46	16	+30	25	5	+20	7	12	(5)	17	3	+14	15	14	+1
NEW MEXICO ST. (12/8)	32	36	(4)	29	16	+13	14	12	+2	6	5	+1	15	19	(4)
VILLANOVA (12/15)	24	30	(6)	10	9	+1	10	12	(2)	5	2	+3	4	0	+4
SOUTH DAKOTA (12/18)	38	32	+6	19	11	+8	10	5	+5	17	2	+15	40	30	+10
at Arizona State (12/22)	38	26	+12	10	13	(3)	6	11	(5)	10	7	+3	5	26	(21)
Eastern Michigan (12/29)	46	20	+26	20	17	+3	12	7	+5	16	9	+7	21	30	(9)
OKLAHOMA (1/2)	40	32	+8	22	14	+8	13	6	+7	12	6	+6	7	7	-
at Iowa State (1/5)	32	20	+12	4	20	(16)	12	6	+6	4	3	+1	6	14	(8)
TCU (1/9)	38	30	+8	24	13	+11	13	7	+6	8	6	+2	16	14	+2
at Baylor (1/12)	24	32	(8)	15	17	(2)	5	14	(9)	2	4	(2)	13	24	(11)
TEXAS (1/14)															
at West Virginia (1/19)															
IOWA STATE (1/21)															
at Kentucky (1/26)															
at Texas (1/29)															
TEXAS TECH (2/2)															
at Kansas State (2/5)															
OKLAHOMA STATE (2/9)															
at TCU (2/11)															
WEST VIRGINIA (2/16)															
at Texas Tech (2/23)															
KANSAS STATE (2/25)															
at Oklahoma State (3/2)															
at Oklahoma (3/5)															
BAYLOR (3/9)															
AVG/GM - OVERALL	38.0	26.6	+11.4	17.8	13.0	+4.8	12.0	8.5	+3.5	10.3	6.4	+3.9	13.9	15.6	(1.8)
AVG/GM - BIG 12 ONLY	33.5	28.5	+5.0	16.3	16.0	+0.3	10.8	8.3	+2.5	6.5	4.8	+1.7	10.5	14.8	(4.3)

INDIVIDUAL LEADERS GAME-BY-GAME

OPPONENT	SCORE	W/L	POINTS	REBOUNDS	ASSISTS	STEALS	BLOCKS
vs. Michigan State (11/6)	92-87	W	21-Quentin Grimes	14-Dedric Lawson	6-Dedric Lawson	3-Lagerald Vick Devon Dotson	4-Udoka Azubuike
VERMONT (11/12)	84-68	W	32-Lagerald Vick	11-Udoka Azubuike	10-Quentin Grimes	2-Devon Dotson Marcus Garrett	1-Mitch Lightfoot Udoka Azubuike
LOUISIANA (11/16)	89-76	W	33-Lagerald Vick	9-Lagerald Vick	5-Marcus Garrett	2-Lagerald Vick	4-Udoka Azubuike
vs. Marquette (11/21)	77-68	W	26-Dedric Lawson	12-Dedric Lawson	4-Devon Dotson	3-Devon Dotson	2-Marcus Garrett Dedric Lawson
vs. Tennessee (11/23)	87-81	WOT	24-Dedric Lawson	13-Dedric Lawson	5-Dedric Lawson	2-K.J. Lawson	1-Mitch Lightfoot Udoka Azubuike
STANFORD (12/1)	90-84	WOT	27-Lagerald Vick	15-Dedric Lawson	4-Devon Dotson	4-Marcus Garrett	-
WOFFORD (12/4)	72-47	W	20-Dedric Lawson	8-Dedric Lawson	3-Three Tied	3-Devon Dotson	3-Dedric Lawson
NEW MEXICO STATE (12/8)	63-60	W	20-Dedric Lawson	10-Dedric Lawson	5-Lagerald Vick	3-Charlie Moore	1-Four Tied
VILLANOVA (12/15)	74-71	W	29-Lagerald Vick	12-Dedric Lawson	3-Marcus Garrett	4-Marcus Garrett	1-Marcus Garrett Mitch Lightfoot
SOUTH DAKOTA (12/18)	89-53	W	18-Charlie Moore	14-Dedric Lawson	6-Devon Dotson	3-Three Tied	2-David McCormack
at Arizona State (12/22)	76-80	L	30-Dedric Lawson	14-Dedric Lawson	5-Devon Dotson	2-Charlie Moore Lagerald Vick	1-Five Tied
EASTERN MICHIGAN (12/29)	87-63	W	23-Udoka Azubuike	9-Udoka Azubuike	5-Dedric Lawson	3-Devon Dotson	2-Udoka Azubuike
OKLAHOMA (1/2)	70-63	W	16-Devon Dotson	15-Dedric Lawson	5-Marcus Garrett	4-Devon Dotson	3-Dedric Lawson
at Iowa State (1/5)	60-77	L	19-Quentin Grimes	12-Dedric Lawson	3-Dedric Lawson Devon Dotson	2-Devon Dotson Lagerald Vick	1-Dedric Lawson
TCU (1/9)	77-68	W	31-Dedric Lawson	14-Dedric Lawson	4-Lagerald Vick	3-Dedric Lawson	1-Ochai Agbaji Devon Dotson
at Baylor (1/12)	73-68	W	18-Vick, Lagerald	6-Grimes, Quentin	5-Dotson, Devon	5-Lawson, Dedric	5-Lawson, Dedric
TEXAS (1/14)							
at West Virginia (1/19)							
IOWA STATE (1/21)							
at Kentucky (1/26)							
at Texas (1/29)							
TEXAS TECH (2/2)							
at Kansas State (2/5)							
OKLAHOMA STATE (2/9)							
at TCU (2/11)							
WEST VIRGINIA (2/16)							
at Texas Tech (2/23)							
KANSAS STATE (2/25)							
at Oklahoma State (3/2)							
at Oklahoma (3/5)							
BAYLOR (3/9)							

INDIVIDUAL SUPERLATIVES

CATEGORY	KANSAS	OPPONENT
Points Scored	33 by Lagerald Vick vs. Louisiana (11-16-18)	29 by Phil Booth of Villanova (12-15-18)
Total Field Goals	12 by Dedic Lawson at Arizona State (12-22-18) 12 by Lagerald Vick vs. Vermont (11-12-18)	11 by Phil Booth of Villanova (12-15-18)
Total FGs Attempted	19 by Dedic Lawson vs. TCU (1-9-19)	23 by Markus Howard of Marquette (11-21-18)
Highest FG% (5 made)	85.7 (12-14) by Lagerald Vick vs. Vermont (11-12-18)	75.0 (9-12) by Marial Shayok of Iowa State (1-5-19)
Highest FG% (10 made)	85.7 (12-14) by Lagerald Vick vs. Vermont (11-12-18)	58.8 (10-17) by Stanley Umude of South Dakota (12-18-18)
3-Point Field Goals	8 by Lagerald Vick vs. Vermont (11-12-18)	6 by Sam Hauser of Marquette (11-21-18)
3-Pt. FGs Attempted	12 by Lagerald Vick vs. Louisiana (11-16-18)	13 by Sam Hauser of Marquette (11-21-18)
3-Point FG% (min. 3 made)	100.0 (8-8) by Lagerald Vick vs. Vermont (11-12-18)	100.0 (5-5) by Maial Shayok of Iowa State (1-4-19)
Free Throws	10 by Dedic Lawson vs. Stanford (12-1-18) 10 by Dedic Lawson vs. Michigan State (11-6-18)	7 by Eric Paschall of Villanova (12-15-18)
Free Throws Attempted	13 by Dedic Lawson vs. TCU (1-9-19)	10 by Nick Ward of Michigan State (11-6-18)
Free Throw % (min. 5 made)	100.0 (6-6) by Quentin Grimes vs. Eastern Michigan (12-29-18) 100.0 (5-5) by Dedic Lawson at Arizona State (12-22-18)	100.0, 3x, last (5-5) by Fletcher Magee of Wofford (12-4-18)
Offensive Rebounds	6 by Dedic Lawson vs. TCU (1-9-19)	8 by Mark Vital of Baylor (1-12-19) 8 by Cameron Jackson of Wofford (12-4-18)
Defensive Rebounds	12 by Dedic Lawson at Arizona State (12-22-18) 12 by Dedic Lawson vs. South Dakota (12-18-18)	12 by Christian James of Oklahoma (1-2-19)
Total Rebounds	15 by Dedic Lawson vs. Oklahoma (1-2-19) 15 by Dedic Lawson vs. Stanford (12-1-18)	14 by James Thompson IV of Eastern Michigan (12-29-18)
Assists	10 by Quentin Grimes vs. Vermont (11-12-18)	11 by Cassius Winston of Michigan State (11-6-18)
Turnovers	7 by Lagerald Vick at Iowa State (1-5-19)	6 by Cameron Jackson of Wofford (12-4-18)
Blocked Shots	5 by Dedic Lawson at Baylor (1-12-19)	5 by Theo John of Marquette (11-21-18)
Steals	5 by Dedic Lawson at Baylor (1-12-19)	4, 4x, last by Nick Weiler Babb & Tyrese Haliburton of Iowa State (1-5-19)
Minutes Played (including OT)	43, 3x, last by Lagerald Vick & Devon Dotson vs. Stanford (12-1-18)	44 by Daejon Davis of Stanford (12-1-18)

TEAM SUPERLATIVES

KANSAS HIGH	KANSAS LOW	CATEGORY	OPPONENT HIGH	OPPONENT LOW
92 vs. Michigan State (11-6-18)	60 at Iowa State (1-5-19)	Points	87 by Michigan State (11-6-18)	47 by Wofford (12-4-18)
52 (2nd) vs. South Dakota (12-18-18)	26 (1st) vs. New Mexico State (12-8-18)	Points/Half	51 (2nd) by Michigan State (11-6-18)	21 (2nd) by Wofford (12-4-18) 21 (2nd) by Marquette (11-21-18)
18 vs. Tennessee (11-23-18)	15 vs. Stanford (12-1-18)	Points/OT	12 by Tennessee (11-23-18)	9 by Stanford (12-1-18)
34 vs. South Dakota (12-18-18)	23 vs. Villanova (12-15-18)	Field Goals	31 by Tennessee (11-23-18)	17 by Wofford (12-4-18)
69 vs. Michigan State (11-6-18)	44 at Baylor (1-12-19)	Field Goal Attempts	75 by Baylor (1-12-19) 75 by Tennessee (11-23-18)	54 by TCU (1-9-19)
55.4 (31-56) vs. Eastern Michigan (12-29-18)	41.3 (26-63) vs. Oklahoma (1-2-19)	Field Goal Percentage	46.3 (26-60) by TCU (1-9-19)	26.2 (17-65) by Wofford (12-4-18)
12 vs. Vermont (11-12-18)	3 vs. Wofford (12-4-18)	3-Point Field Goals	14 by Marquette (11-21-18)	3 by South Dakota (12-18-18)
28 at Arizona State (12-22-18)	10 vs. Marquette (11-21-18)	3-Point Field Goal Attempts	36 by Louisiana (11-16-18)	13 by South Dakota (12-18-18)
63.2 (12-19) vs. Vermont (11-12-18)	13.0 (3-23) vs. Wofford (12-4-18)	3-Point Field Goal Percentage	52.2 (12-23) by Michigan State (11-6-18)	18.8 (6-32) by Eastern Michigan (12-29-18)
23 vs. Villanova (12-15-18)	6, 3x, last at Iowa State (1-5-19)	Free Throws Made	23 by Michigan State (11-6-18)	3 by New Mexico State (12-8-18)
34 vs. Tennessee (11-23-18)	10 vs. Wofford (12-4-18) 10 vs. Vermont (11-12-18)	Free Throw Attempts	35 by Michigan State (11-6-18)	5 by Marquette (11-21-18)
93.8 (15-16) at Arizona State (12-22-18)	50.0 (6-12) vs. New Mexico State (12-8-18)	Free Throw Percentage	84.2 (16-19) by Stanford (12-1-18)	30.0 (3-10) by New Mexico State (12-8-18)
16 vs. Louisiana (11-16-18)	4 at Baylor (1-12-19)	Offensive Rebounds	26 by Baylor (1-12-19)	5 by Iowa State (1-5-19) 5 by Vermont (11-12-18)
33 vs. Eastern Michigan (12-29-18)	23 vs. TCU (1-9-19) 23 vs. New Mexico State (12-8-18)	Defensive Rebounds	33 by Michigan State (11-6-18)	16 by Villanova (12-15-18)
45 vs. Louisiana (11-16-18)	30 at Baylor (1-12-19)	Rebounds	49 by Baylor (1-12-19)	26 by Iowa State (1-5-19) 26 by Villanova (12-15-18)
28 vs. Michigan State (11-6-18)	10 at Iowa State (1-5-19)	Fouls	25 by Tennessee (11-23-18) 25 by Michigan State (11-6-18)	12 by Iowa State (1-5-19) 12 by Arizona State (12-22-18)
1, 3x, last at Baylor (1-9-19)	0, 13x, last vs. TCU (1-9-19)	DQs	1, 7x, last by Oklahoma (1-2-19)	0, 8x, last by Baylor (1-12-19)
25 vs. Eastern Michigan (12-29-18)	9 vs. Villanova (12-15-18)	Assists	20 by New Mexico State (12-8-18)	5 by Wofford (12-4-18)
24 at Iowa State (1-5-19)	7 vs. Wofford (12-4-18)	Turnovers	20 by TCU (1-9-19)	9 by Villanova (12-15-18)
11 at Baylor (1-12-19)	0 vs. Stanford (12-1-18)	Blocked Shots	7 by Marquette (11-21-18) 7 by Michigan State (11-6-18)	0 by Louisiana (11-16-18)
11 vs. Oklahoma (1-2-19) 11 vs. South Dakota (12-18-18)	4 vs. Villanova (12-15-18)	Steals	13 by Iowa State (1-5-19)	1 by Wofford (12-4-18)

LEAD/DEFICIT BREAKDOWN GAME-BY-GAME

Opponent	FIRST HALF SCORE			SECOND HALF SCORE			FINAL SCORE			LARGEST		TIMES TIED	LEAD CHANGES	TIME LED	
	KU	OPP	MARGIN	KU	OPP	MARGIN	KU	OPP	MARGIN	LEAD	DEFICIT			MIN.	%
vs. Michigan State (11/6)	50	36	+14	42	51	(9)	92	87	+5	17	2	2	5	37:49	94.5%
VERMONT (11/12)	40	36	+4	44	32	+12	84	68	+16	18	8	1	6	23:58	59.9%
LOUISIANA (11/16)	44	41	+3	45	35	+10	89	76	+13	15	12	5	4	27:53	69.7%
vs. Marquette (11/21)	38	47	(9)	39	21	+18	77	68	+9	14	12	2	5	21:42	54.3%
vs. Tennessee (11/23)	31	33	(2)	38	36	+2	87	81	+6	7	9	7	12	22:37	50.3%
STANFORD (12/1)	29	35	(6)	46	40	+6	90	84	+6	8	12	10	15	15:58	35.5%
WOFFORD (12/4)	29	26	+3	43	21	+22	72	47	+25	29	3	2	7	32:36	81.5%
NEW MEXICO STATE (12/8)	26	28	(2)	37	32	+5	63	60	+3	10	7	8	4	19:33	48.9%
VILLANOVA (12/15)	33	31	+2	41	40	+1	74	71	+3	9	5	8	8	28:36	71.5%
SOUTH DAKOTA (12/18)	37	27	+10	52	26	+26	89	53	+36	37	-	0	0	39:39	99.1%
at Arizona State (12/22)	39	31	+8	37	49	(12)	76	80	(4)	12	4	1	1	37:19	93.3%
EASTERN MICHIGAN (12/29)	46	25	+21	41	38	+3	87	63	+24	25	3	2	4	37:55	94.8%
OKLAHOMA (1/2)	40	25	+15	30	38	(8)	70	63	+7	15	7	0	1	31:37	79.0%
at Iowa State (1/5)	32	36	(4)	28	41	(13)	60	77	(17)	4	19	9	10	5:55	14.8%
TCU (1/9)	40	31	+9	37	37	0	77	68	+9	11	2	5	7	34:36	86.5%
at Baylor (1/12)	35	25	+10	38	43	(5)	73	68	+5	23	2	0	1	38:25	96.0%
TEXAS (1/14)															
at West Virginia (1/19)															
IOWA STATE (1/21)															
at Kentucky (1/26)															
at Texas (1/29)															
TEXAS TECH (2/2)															
at Kansas State (2/5)															
OKLAHOMA STATE (2/9)															
at TCU (2/11)															
WEST VIRGINIA (2/16)															
at Texas Tech (2/23)															
KANSAS STATE (2/25)															
at Oklahoma State (3/2)															
at Oklahoma (3/5)															
BAYLOR (3/9)															
AVG/GM	36.8	32.1	+4.7	39.9	36.3	+3.6	78.8	69.6	+9.1	15.9	7.1	3.9	5.6	28:25	70.2%
AVG/GM - BIG 12 ONLY	37.3	30.7	+6.7	31.7	38.7	(7.0)	69.0	69.3	(0.3)	10.0	9.3	4.7	6.0	27:38	69.2%

KANSAS' RECORD WHEN...

	2018-19	Bill Self era
Leading At Half	10-1	378-29
Trailing At Half	4-1	68-66
Tied At Half	0-0	15-3
Leading With 5:00 Remaining in Regulation	12-1	423-16
Trailing With 5:00 Remaining in Regulation	1-1	33-79
Tied With 5:00 Remaining in Regulation	1-0	5-3
In Overtime	2-0	22-9
Kansas Outrebounds Opponent	9-1	343-40
Kansas Is Outrebounded	3-1	97-51
Kansas Is Tied in Rebounds	2-0	21-7
Kansas Commits More Turnovers	5-2	179-65
Opponent Commits More Turnovers	8-0	249-29
Kansas Is Tied in Turnovers	1-0	34-4
Kansas Has More Free Throw Attempts	11-1	302-30
Opponent Has More Free Throw Attempts	2-1	140-66
Kansas is Tied in Free Throw Attempts	1-0	19-2
Kansas Shoots 50% or Better	7-0	245-9
Kansas Shoots Less Than 50%	7-2	216-89
Opponent Shoots 50% or Better	0-0	7-23
Opponent Shoots Less Than 50%	14-2	454-75
Kansas Shoots Better Than Opponent	12-1	429-35
Opponent Shoots Better Than Kansas	2-1	32-61
Kansas and Opponent Tied in FG%	0-0	0-2
Kansas Bench Outscores Opponent Bench	8-0	293-35
Opponent Bench Outscores Kansas Bench	5-2	159-60
Kansas is Tied in Bench Points	1-0	9-3
Kansas Scores Between 0-59	0-0	9-16
Kansas Scores Between 60-69	1-1	67-50
Kansas Scores Between 70-79	6-1	144-19
Kansas Scores Between 80-89	5-0	152-12
Kansas Scores Between 90-99	2-0	64-1
Kansas Scores 100 or More	0-0	25-0
Opponent Scores Between 0-59	2-0	164-1
Opponent Scores Between 60-69	7-0	178-28
Opponent Scores Between 70-79	2-1	86-33
Opponent Scores Between 80-89	3-1	30-30
Opponent Scores 90 or More	0-0	3-6
On Mondays	1-0	65-16
On Tuesdays	3-0	54-14
On Wednesdays	3-0	65-6
On Thursdays	0-0	29-4
On Fridays	2-0	55-8
On Saturdays	5-2	161-40
On Sundays	0-0	32-10
In November	5-0	76-11
In December	6-1	89-14
In January	3-1	113-20
In February	0-0	94-25
In March	0-0	87-27
In April	0-0	2-1
On CBS	0-0	53-20
On CBS Sports Network	0-0	2-0
On ESPN	4-0	129-43
On ESPN2	6-2	84-14
On ESPNU	0-0	37-5
On Jayhawk TV	4-0	89-3
On Big 12 Network TV	0-0	41-6
On AXS	0-0	1-0
On TBS/TNT/TruTV	0-0	12-3
On NBCSports Network	0-0	1-1
On FSI	0-0	2-0
On Fox Sports Net	0-0	4-1
On ABC	0-0	6-2

MISCELLANEOUS STREAKS

Kansas' All-Time Record	2,262-851
Consecutive games with a 3-point field goal	132
Consecutive games opponent under 100 points	87
Number of 100-point games in Kansas history	116
Number of 100-point games in Bill Self era	25
KU's All-Time Overtime Record	69-57
KU's last OT game	12/1/2018 (Kansas 90, Stanford 84 [OT])
Consecutive Allen Fieldhouse Sellouts	284

	G	TOTAL	AVERAGE
Home (Allen Fieldhouse)	9	146,700	16,300
Home (Sprint Center)	1	15,210	15,210
Away	3	38,066	12,689
Neutral	3	29,379	9,793
Total	16	229,357	14,335

MISCELLANEOUS STATS

STARTING LINEUPS (4)

(W-L)	1	2	3	4	5
8-0	D. Lawson	Grimes	Dotson	Vick	Azubuike
4-2	D. Lawson	Grimes	Dotson	Vick	Garrett
1-0	D. Lawson	Grimes	Dotson	Garrett	Azubuike
1-0	D. Lawson	Grimes	Dotson	Garrett	Moore

WIN/LOSS MARGIN

	1	2	3	4	5	6	7	8	9	10	11-15	16-29	30+
Wins	-	-	2	-	2	2	1	-	2	-	1	3	1
Losses	-	-	-	1	-	-	-	-	-	-	-	1	-

VIOLATIONS/TECHNICAL FOULS

	3-Seconds	5-Seconds	10-Seconds	Shot Clock Exp.	Lane Viol.	Technical	Goaltending
Kansas	1	-	1	1	2	1	1
Opponent	-	1	-	6	2	-	2

LEADS AND DEFICITS

KU's Biggest Halftime Lead	21 (46-25) vs. Eastern Michigan (12-29-18)
KU's Biggest Halftime Lead Blown	8 (39-31) at Arizona State (12-22-18)
KU's Biggest Halftime Deficit	9 (38-47) vs. Marquette (11-21-18)
KU's Biggest Halftime Deficit Erased	9 (38-47) vs. Marquette (11-21-18)
KU's Biggest Overall Lead	37 (87-50) vs. South Dakota (12-18-18)
KU's Biggest Win Total	36 (89-53) vs. South Dakota (12-18-18)
KU's Biggest Loss Total	17 (77-60) at Iowa State (1-5-19)
KU's Biggest Lead Blown	12 (39-27) at Arizona State (12-22-18)
KU's Biggest Overall Deficit	19 (75-56) at Iowa State (1-5-19)
KU's Biggest Deficit Overcome	12 (43-31) vs. Stanford (12-1-18)
	12 (30-42) vs. Marquette (11-21-18)
	12 (20-32) vs. Louisiana (11-16-18)

JUMP BALLS CONTROLLED (INCLUDES OT)

Kansas	10
Opponents	8
HOW KU SCORED FIRST POINTS	
3-Pointer	9
Jump Shot	4
Lay-Up	2
Free Throw	1
Alley-Oop	-
Dunk	-
Follow	-

BENCH POINTS

	PTS (AVG)
Kansas	222 (13.9)
Opponents	250 (15.6)

WHO SCORED KU'S FIRST POINTS

Lagerald Vick	8
Devon Dotson	3
Quentin Grimes	2
Udoka Azubuike	1
Dedric Lawson	1
Charlie Moore	1
Devon Dotson	10
Quentin Grimes	6
Udoka Azubuike	5
Marcus Garrett	2
Ochai Agbaji	1
David McCormack	1
Charlie Moore	1
David McCormack	1
Lagerald Vick	1

DOUBLE-DOUBLES

Dedric Lawson	11
Udoka Azubuike	1
Quentin Grimes	1
20-PLUS POINT GAMES	
Dedric Lawson	9
Lagerald Vick	4
Udoka Azubuike	2
Quentin Grimes	1
FIRST PLAYER OFF THE BENCH (sometimes multiple players)	
Mitch Lightfoot	10
Charlie Moore	7
Marcus Garrett	3
Ochai Agbaji	2
David McCormack	1
Lagerald Vick	1

DOUBLE-FIGURE REBOUNDING

Dedric Lawson	11
Udoka Azubuike	1

INDIVIDUAL MISCELLANEOUS STATISTICS (*HUSTLE PLAYS)

NO. - PLAYER	*FLOOR BURNS	DUNKS	CHARGES DRAWN	FT-FTA (LAST 5:00/OT)
0 - Garrett	8	4	1	4-6
1 - D. Lawson	18	2	2	24-33
2 - Moore	5	-	1	7-10
5 - Grimes	14	2	-	10-12
11 - Dotson	18	-	3	21-28
12 - Teahan	-	-	-	-
13 - K.J. Lawson	5	-	-	4-6
20 - Luinstra	-	-	-	-
22 - De Sousa	-	-	-	-
24 - Vick	11	6	-	6-8
30 - Agbaji	5	3	-	-
33 - McCormack	3	4	-	-
35 - Azubuike	5	37	-	4-10
44 - Lightfoot	6	3	5	-
TOTALS	98	61	12	80-113 (.708)
OPPONENTS	80	35	24	51-74 (.689)

BOX SCORES

13 #5/6 KANSAS 70, #23/25 OKLAHOMA 63
Jan. 2, 2019 | Lawrence, Kan. | Allen Fieldhouse



Table with columns: Player, FG-FGA, 3-Ptr, FT-FTA, Rebounds, PF, TP, A TO Blk Stl Min. Includes team totals and game statistics.

Table with columns: Player, FG-FGA, 3-Ptr, FT-FTA, Rebounds, PF, TP, A TO Blk Stl Min. Includes team totals and game statistics.

Table with columns: Player, FG-FGA, 3-Ptr, FT-FTA, Rebounds, PF, TP, A TO Blk Stl Min. Includes team totals and game statistics.

Officials: Joe DeRosa, James Luckie, Lee Cassell
Technical fouls: Oklahoma-None. Kansas-None.
Attendance: 16300
OU 03 M. Reynolds fouled out with 38 seconds remaining in the game.

Score by periods table with columns: 1st, 2nd, Total. Rows for Oklahoma and Kansas.

Points In Off 2nd Fast Break Bench table with columns: Points, In, Off, 2nd, Fast, Break, Bench.

Last FG - OU 2nd-00:30, KU 2nd-02:35.
Largest lead - OU by 7 1st-17:31, KU by 15 1st-00:04.
OU led for 07:37, KU led for 31:37. Game was tied for 00:46.

15 #7/9 KANSAS 77, #25/rv TCU 68
Jan. 9, 2019 | Lawrence, Kan. | Allen Fieldhouse



Table with columns: Player, FG-FGA, 3-Ptr, FT-FTA, Rebounds, PF, TP, A TO Blk Stl Min. Includes team totals and game statistics.

Table with columns: Player, FG-FGA, 3-Ptr, FT-FTA, Rebounds, PF, TP, A TO Blk Stl Min. Includes team totals and game statistics.

Table with columns: Player, FG-FGA, 3-Ptr, FT-FTA, Rebounds, PF, TP, A TO Blk Stl Min. Includes team totals and game statistics.

Officials: Gerry Pollard, Gary Maxwell, Jeb Hartness
Technical fouls: TCU-None. Kansas-None.
Attendance: 16300

Score by periods table with columns: 1st, 2nd, Total. Rows for TCU and Kansas.

Points In Off 2nd Fast Break Bench table with columns: Points, In, Off, 2nd, Fast, Break, Bench.

Last FG - TCU 2nd-01:41, KU 2nd-01:10.
Largest lead - TCU by 2 1st-19:14, KU by 11 2nd-19:45.
TCU led for 03:03, KU led for 34:36. Game was tied for 02:21.

14 IOWA STATE 77, #5/6 KANSAS 60
Jan. 5, 2019 | Ames, Iowa | Hilton Coliseum



Table with columns: Player, FG-FGA, 3-Ptr, FT-FTA, Rebounds, PF, TP, A TO Blk Stl Min. Includes team totals and game statistics.

Table with columns: Player, FG-FGA, 3-Ptr, FT-FTA, Rebounds, PF, TP, A TO Blk Stl Min. Includes team totals and game statistics.

Table with columns: Player, FG-FGA, 3-Ptr, FT-FTA, Rebounds, PF, TP, A TO Blk Stl Min. Includes team totals and game statistics.

Officials: Doug Simons, Tom Eades, Chance Moore
Technical fouls: Kansas-TEAM. Iowa State-None.
Attendance: 14384
AP Ranking: KU #5
Fouled Out: none

Score by periods table with columns: 1st, 2nd, Total. Rows for Kansas and Iowa State.

Points In Off 2nd Fast Break Bench table with columns: Points, In, Off, 2nd, Fast, Break, Bench.

Last FG - KU 2nd-00:31, ISU 2nd-00:54.
Largest lead - KU by 4 1st-05:46, ISU by 19 2nd-02:46.
KU led for 05:55, ISU led for 27:44. Game was tied for 06:21.

16 #7/9 KANSAS 73, BAYLOR 68
Jan. 12, 2019 | Waco, Texas | Ferrell Center



Table with columns: Player, FG-FGA, 3-Ptr, FT-FTA, Rebounds, PF, TP, A TO Blk Stl Min. Includes team totals and game statistics.

Table with columns: Player, FG-FGA, 3-Ptr, FT-FTA, Rebounds, PF, TP, A TO Blk Stl Min. Includes team totals and game statistics.

Table with columns: Player, FG-FGA, 3-Ptr, FT-FTA, Rebounds, PF, TP, A TO Blk Stl Min. Includes team totals and game statistics.

Officials: Ray Natili, Antinio Petty, Chris Rastatter
Technical fouls: Kansas-None. Baylor-None.
Attendance: 9091
Fouled Out: KU: #11 Dotson 0:09

Score by periods table with columns: 1st, 2nd, Total. Rows for Kansas and Baylor.

Points In Off 2nd Fast Break Bench table with columns: Points, In, Off, 2nd, Fast, Break, Bench.

Last FG - KU 2nd-06:28, BU 2nd-00:26.
Largest lead - KU by 23 2nd-06:28, BU by 2 1st-18:44.
KU led for 38:25, BU led for 00:19. Game was tied for 01:16.

THE LAST TIME...

A TEAM SCORED 100+ POINTS IN A GAME			
KU	104 (W, 104-74)	vs. Oklahoma, 2-19-18	
Opp.	103 (L, 99-103)	by Indiana, 11-11-16	
A TEAM SCORED 50 OR FEWER POINTS IN A GAME			
KU	40 (L, 40-72)	vs. Kentucky, 11-18-14	
Opp.	47 (W, 72-47)	by Wofford, 12-4-18	
A TEAM SCORED 90+ POINTS IN ALLEN FIELDHOUSE			
KU	90 (W, 90-84 [ot])	vs. Stanford, 12-1-18	
Opp.	95 (L, 85-95)	by Arizona State, 12-10-17	
A TEAM SCORED 60 OR FEWER POINTS IN ALLEN FIELDHOUSE			
KU	57 (L, 57-61)	vs. San Diego State, 1-5-14	
Opp.	53 (W, 89-53)	by South Dakota, 12-18-18	
A TEAM SCORED 90 POINTS IN A LOSS			
KU	99 (99-103 OT)	vs. Indiana, 11-11-16	
Opp.	106 (L, 106-109 3OT)	by Oklahoma, 1-4-16	
A TEAM SCORED 60 OR FEWER POINTS IN A VICTORY			
KU	56 (W, 56-55)	at Baylor, 1-7-15	
Opp.	60 (L, 57-60)	by Stanford, 3-23-14	
A TEAM HAD 5+ PLAYERS SCORE IN DOUBLE FIGURES			
KU	Newman (20), Graham (18), Mykhaliuk (16), De Sousa (16), Vick (10)	vs. West Virginia, 3-10-18	
Opp.	Nembhard (14), Bane (13), Robinson (12), Samuel (12), Noi (10)	by TCU, 1-9-19	
A TEAM WON A GAME BY 25+ POINTS			
KU	+36 (89-53)	vs. South Dakota, 12-18-18	
Opp.	+25 (77-52)	by Temple, 12-22-14	
A TEAM WON A GAME BY 50+ POINTS			
KU	+51 (123-72)	vs. Chaminade, 11-23-15	
Opp.		Never	
A TEAM WON AN OVERTIME GAME (SINGLE-OVERTIME)			
KU	90-84	vs. Stanford, 12-1-18	
Opp.	92-89	by Iowa State, 2-4-17	
A TEAM WON A DOUBLE-OVERTIME GAME			
KU	68-68	at Oklahoma State, 2-20-13	
Opp.	80-79	by Texas Tech, 2-14-05	
A TEAM WON A TRIPLE-OVERTIME GAME			
KU	109-106	vs. Oklahoma, 1-4-16	
Opp.	76-73	by Oklahoma State, 2-4-81	
A TEAM SHOT 60% FG IN A GAME			
KU	60.3% (35-58)	vs. Texas, 2-26-18	
Opp.	60.4%	by Oklahoma State, 2-27-10	
A TEAM SHOT 30% OR WORSE FG IN A GAME			
KU	19.6%	vs. Kentucky, 11-18-14	
Opp.	30.0%	by Eastern Michigan, 12-29-18	
A TEAM MADE 12+ 3-POINT FG IN A GAME			
KU	12	vs. Vermont, 11-12-18	
Opp.	13	by Iowa State, 1-5-19	
A TEAM DID NOT MAKE A 3-POINT FG IN A GAME			
KU	0-8	vs. TCU, 3-12-15	
Opp.	0-9	by Stanford, 3-23-14	
A TEAM SHOT 60% 3-POINT FG IN A GAME (min. 10)			
KU	63.2 (12-19)	vs. Vermont, 11-12-18	
Opp.	69.2% (9-13)	by Colorado, 1-25-11	
A TEAM MADE 30+ FREE THROWS IN A GAME			
KU	33	vs. West Virginia, 2-13-17	
Opp.	30	by Stanford, 12-3-16	
A TEAM MADE 5 OR FEWER FREE THROWS IN A GAME			
KU	4	vs. West Virginia, 3-10-18	
Opp.	3	by New Mexico State, 12-8-18	

A TEAM ATTEMPTED 40+ FREE THROWS IN A GAME			
KU	44	vs. West Virginia, 2-13-17	
Opp.	47	by West Virginia, 1-12-16	
A TEAM SHOT 90% OR BETTER FREE THROWS IN A GAME			
KU	93.8 (15-16)	at Arizona State, 12-22-18	
Opp.	100.0 (10-10)	by West Virginia, 3-10-18	
A TEAM SHOT 40% OR WORSE FREE THROWS IN A GAME			
KU	30.0% (3-10)	vs. Texas, 2-26-18	
Opp.	30.0% (3-10)	by New Mexico State, 12-8-18	
A TEAM HAD 25+ OFFENSIVE REBOUNDS IN A GAME			
KU	28	vs. Fort Hays State, 12-10-03	
Opp.	26	by Baylor, 1-12-19	
A TEAM HAD 5 OR FEWER OFFENSIVE REBOUNDS IN A GAME			
KU	4	at Baylor, 1-12-19	
Opp.	5	by Iowa State, 1-5-19	
A TEAM HAD 30+ DEFENSIVE REBOUNDS IN A GAME			
KU	33	vs. Eastern Michigan, 12-29-18	
Opp.	33	by Michigan State, 11-6-18	
A TEAM HAD 40+ DEFENSIVE REBOUNDS IN A GAME			
KU	43	vs. Oklahoma, 1-4-16	
Opp.	41	by Oklahoma, 1-4-16	
A TEAM HAD 50+ TOTAL REBOUNDS IN A GAME			
KU	51	vs. Texas Southern, 11-21-17	
Opp.	50	by Indiana, 11-11-16	
A TEAM HAD 60+ TOTAL REBOUNDS IN A GAME			
KU	60	vs. Oklahoma, 1-4-16	
Opp.		Never	
A TEAM HAD 25 OR FEWER TOTAL REBOUNDS IN A GAME			
KU	25	vs. Kansas State, 1-13-18	
Opp.	25	by Oklahoma, 2-19-18	
A TEAM OUT-REBOUNDED ITS OPPONENT BY 15+			
KU	+15 (41-26)	at Iowa State, 1-5-19	
Opp.	+19 (49-30)	by Baylor, 1-12-19	
A TEAM OUT-REBOUNDED ITS OPPONENT BY 20+			
KU	+23 (49-26)	vs. Omaha, 12-18-17	
Opp.		Never	
A TEAM OUT-REBOUNDED ITS OPPONENT BY 30+			
KU	+30 (61-31)	vs. Alcorn State, 12-2-09	
Opp.		Never	
3+ PLAYERS WITH 10+ REBOUNDS IN A GAME			
KU	Markieff Morris (13), Marcus Morris (11) & Thomas Robinson (10)	vs. Valparaiso, 11-15-10	
Opp.	Eduardo Najera (12), Eric Martin (10) & Ryan Humphrey (10)	of Oklahoma, 2-20-99	
2 PLAYERS WITH A DOUBLE-DOUBLE IN SAME GAME			
KU	Udoka Azubuike (23 pts, 11 reb) & Quentin Grimes (10 pts, 10 assists)	vs. Vermont, 11-12-18	
Opp.	Brady Manek (16 pts, 11 rebs) & Christian James (11 pts, 12 rebs)	of Oklahoma, 1-2-19	
3 PLAYERS WITH A DOUBLE-DOUBLE IN SAME GAME			
KU	D. Graham (17p, 11a), L. Vick (19p, 11r) & M. Garrett (13p, 11r)	vs. Texas Southern, 11-21-17	
Opp.		Never	
A PLAYER WITH A TRIPLE-DOUBLE IN A GAME			
KU	Jeff Withey (16 pts, 12 reb, 12 blk)	vs. San Jose State, 11-26-12	
Opp.	Denzel Valentine (29 pts, 12 reb, 12 ast)	of Michigan State, 11-17-15	
A TEAM HAD 25+ ASSISTS IN A GAME			
KU	25	vs. Eastern Michigan, 12-29-18	
Opp.	26	by Oklahoma, 1-10-94	
A TEAM HAD 7 OR FEWER ASSISTS IN A GAME			
KU	7	at Oklahoma, 3-7-15	
Opp.	7	by Eastern Michigan, 12-29-18	

THE LAST TIME...

A TEAM HAD 15+ STEALS IN A GAME			
KU	15	vs. Towson, 11-11-11	
Opp.	22	by West Virginia, 1-16-16	
A TEAM DID NOT HAVE A STEAL IN A GAME			
KU		vs. Syracuse, 3-18-01	
Opp.		Oakland, 11-25-09	
A TEAM HAD 10+ BLOCKED SHOTS IN A GAME			
KU	11	at Baylor, 1-12-19	
Opp.	10	by Kentucky, 11-14-17	
A TEAM DID NOT BLOCK A SHOT IN A GAME			
KU		vs. Stanford, 12-1-18	
Opp.		by Louisiana, 11-16-18	
A TEAM COMMITTED 30+ FOULS IN A GAME			
KU	32	vs. Indiana, 11-11-16	
Opp.	31	by West Virginia, 2-13-17	
A TEAM COMMITTED 10 OR FEWER FOULS IN A GAME			
KU	10	at Iowa State, 1-5-19	
Opp.	10	by Omaha, 12-18-17	
A TEAM HAD TWO PLAYERS DISQUALIFIED (FOUL OUT)			
KU	Sviatoslav Mykhailiuk / Carlton Bragg Jr. / Lagerald Vick	vs. West Virginia, 2-13-17	
Opp.	Wendell Carter / Trevon Duval	of Duke, 3-25-18	
A TEAM HAD THREE PLAYERS DISQUALIFIED (FOUL OUT)			
KU	Sviatoslav Mykhailiuk / Carlton Bragg Jr. / Lagerald Vick	vs. West Virginia, 2-13-17	
Opp.	Poythress / Willis / Lee / Labissiere	of Kentucky, 1-30-16	
A TEAM HAD FOUR PLAYERS DISQUALIFIED (FOUL OUT)			
KU	Frank Mason III / Devonte' Graham / Carlton Bragg Jr. / Landen Lucas	vs. Indiana, 11-11-16	
Opp.			
A TEAM SCORED 50+ POINTS IN A HALF			
KU	52, 2nd half	vs. South Dakota, 12-18-18	
Opp.	51, 2nd half	by Michigan State, 11-6-18	
A TEAM SCORED 60+ POINTS IN A HALF			
KU	66, 1st half	vs. Texas Southern, 11-21-17	
Opp.	60, 2nd half	by Texas Tech, 2-13-99	
A TEAM HAD 20 OR FEWER POINTS IN A HALF			
KU	20, 1st half	at Baylor, 2-10-18	
Opp.	20, 1st half	by UNLV, 12-22-16	
A TEAM SHOT 70% OR BETTER FG IN A HALF			
KU	72.0 (18-25), 2nd half	vs. West Virginia, 3-10-18	
Opp.	75.0, 1st half	by Baylor, 1-25-93	
A TEAM SHOT 20% OR WORSE FG IN A HALF			
KU	13.6%, 1st half	at TCU, 2-6-13	
Opp.	19.4%, 2nd half	by Wofford, 12-4-18	
A TEAM MADE 7+ 3-POINTERS IN A HALF			
KU	8, 2nd half	vs. South Dakota, 12-18-18	
Opp.	9, 2nd half	by Iowa State, 1-5-19	
A TEAM MADE DID NOT MAKE A 3-POINTER IN A HALF			
KU	0-6, 1st half	vs. Stanford, 12-1-18	
Opp.	0-10, 2nd half	by Oklahoma State, 3-8-18	
A TEAM DID NOT MAKE A FREE THROW IN A HALF			
KU	1st half (0-1)	vs. New Mexico State, 12-8-18	
Opp.	1st half (0-0)	by Marquette, 11-21-18	
A TEAM DID NOT ATTEMPT A FREE THROW IN A HALF			
KU	1st half	vs. Kansas State, 3-9-18	
Opp.	1st half	by Marquette, 11-21-18	
A TEAM HAD 30+ REBOUNDS IN A HALF			
KU	32, 2nd half	vs. UMKC, 12-6-16	
Opp.	31, 2nd half	by Baylor, 1-12-19	

A TEAM HAD 15+ ASSISTS IN A HALF			
KU	16, 2nd half	vs. South Dakota, 12-18-18	
Opp.	15, 1st half	by North Carolina, 3-25-12	
A TEAM DID NOT HAVE A TURNOVER IN A HALF			
KU	2nd half	vs. Wofford, 12-4-18	
Opp.	2nd half	vs. Kansas State, 1-13-18	
A TEAM HAD 10+ STEALS IN A HALF			
KU	10, 1st half	vs. Texas, 1-21-17	
Opp.	11, 2nd half	by Long Beach State, 12-6-11	
A TEAM HAD 7+ BLOCKED SHOTS IN A HALF			
KU	7, 1st half	at Baylor, 1-12-19	
Opp.	7, 1st half and 2nd half	by Texas, 2-28-15	
A PLAYER SCORED 30+ POINTS IN A GAME			
KU	31 by Dedric Lawson	vs. TCU, 1-9-19	
Opp.	31 by Gabe Devoe	of Clemson, 3-23-18	
A PLAYER SCORED 40+ POINTS IN A GAME			
KU	41 by Andrew Wiggins	at West Virginia, 3-8-14	
Opp.	46 by Buddy Hield	of Oklahoma, 1-4-16	
A PLAYER SHOT 80% OR BETTER FG IN A GAME (MIN. 10 ATT.)			
KU	80.0 (12-15) by Dedric Lawson	at Arizona State, 12-22-18	
Opp.	90.9 (10-11) by Eric Paschall	of Villanova, 3-31-18	
A PLAYER MADE 7+ 3-POINTERS IN A GAME			
KU	7 by Lagerald Vick	vs. Louisiana, 11-16-18	
Opp.	7 by Deonte Burton	of Iowa State, 2-4-17	
A PLAYER SHOT 100% 3-POINT FG (MIN. 5 ATT.)			
KU	8-8 by Lagerald Vick	vs. Vermont, 11-12-18	
Opp.	5-5 by Marial Shayok	of Iowa State, 1-5-19	
A PLAYER MADE 12+ FREE THROWS IN A GAME			
KU	13 (13-13) by Devonte' Graham	vs. Texas Tech, 1-2-18	
Opp.	19 (19-22) by Reid Travis	of Stanford, 12-3-16	
A PLAYER SHOT 100% FREE THROWS IN A GAME (MIN. 10 ATT.)			
KU	13-13 by Devonte' Graham	vs. Texas Tech, 1-2-18	
Opp.	12-12 by Taurean Prince	of Baylor, 1-2-16	
A PLAYER HAD 8+ OFFENSIVE REBOUNDS IN A GAME			
KU	9 by Jeff Withey	vs. Baylor, 1-16-12	
Opp.	8 by Mark Vital	of Baylor, 1-12-19	
A PLAYER HAD 12+ DEFENSIVE REBOUNDS IN A GAME			
KU	12 by Dedric Lawson	at Arizona State, 12-22-18	
Opp.	12 by Christian James	of Oklahoma, 1-2-19	
A PLAYER HAD 15+ TOTAL REBOUNDS IN A GAME			
KU	15 by Dedric Lawson	vs. Oklahoma, 1-2-19	
Opp.	23 by Angel Delgado	of Seton Hall, 3-17-18	
A PLAYER HAD 10+ ASSISTS IN A GAME			
KU	10 by Quentin Grimes	vs. Vermont, 11-12-18	
Opp.	11 by Cassius Winston	of Michigan State, 11-6-18	
A PLAYER HAD 7+ TURNOVERS IN A GAME			
KU	7 by Lagerald Vick	at Iowa State, 1-5-19	
Opp.	7 by Mark Vital	of Baylor, 2-10-18	
A PLAYER HAD 7+ BLOCKED SHOTS IN A GAME			
KU	8 by Joel Embiid	vs. Oklahoma State, 1-18-14	
Opp.	8 by Mohamed Bamba	of Texas, 12-29-17	
A PLAYER HAD 7+ STEALS IN A GAME			
KU	7 by Xavier Henry	vs. Baylor, 1-20-10	
Opp.	7 by Terry Black	of Baylor, 2-26-00	
A PLAYER PLAYED ALL 40 MINUTES IN REGULATION			
KU	Lagerald Vick	vs. Louisiana, 11-16-18	
Opp.	Grayson Allen	of Duke, 3-25-18	

2018-19 OVERALL STATS

RECORD:	OVERALL	HOME	AWAY	NEUTRAL
ALL GAMES	14-2	10-0	1-2	3-0
CONFERENCE	3-1	2-0	1-1	0-0
NON-CONFERENCE	11-1	8-0	0-1	3-0

#	Player	gp-gs	min	avg	Total		3-Point		F-Throw		Rebounds				pf	dq	a	to	blk	stl	pts	avg
					fg-fga	fg%	3fg-fga	3fg%	ft-fga	ft%	off	def	tot	avg								
01	Lawson, Dedric	16-16	513	32.1	113-223	.507	6-28	.214	77-102	.755	50	123	173	10.8	45	1	35	38	19	21	309	19.3
24	Vick, Lagerald	16-14	544	34.0	87-181	.481	49-107	.458	14-21	.667	8	56	64	4.0	25	0	32	49	4	23	237	14.8
35	Azubuike, Udoka	9-9	184	20.4	55-78	.705	0-0	.000	11-32	.344	20	41	61	6.8	26	1	5	18	14	4	121	13.4
11	Dotson, Devon	16-16	497	31.1	57-113	.504	13-32	.406	50-64	.781	9	47	56	3.5	40	1	49	36	4	26	177	11.1
05	Grimes, Quentin	16-16	409	25.6	51-123	.415	18-61	.295	22-34	.647	9	33	42	2.6	37	0	31	33	3	5	142	8.9
30	Agbaji, Ochai	2-0	46	23.0	7-10	.700	2-4	.500	1-2	.500	2	5	7	3.5	4	0	1	0	1	3	17	8.5
00	Garrett, Marcus	15-8	410	27.3	27-79	.342	4-22	.182	29-45	.644	14	39	53	3.5	22	0	40	14	5	21	87	5.8
02	Moore, Charlie	16-1	264	16.5	20-71	.282	12-43	.279	10-14	.714	6	13	19	1.2	22	0	20	12	1	12	62	3.9
13	Lawson, K.J.	16-0	139	8.7	14-29	.483	5-15	.333	12-17	.706	10	21	31	1.9	21	0	13	8	0	5	45	2.8
33	McCormack, David	15-0	100	6.7	14-27	.519	0-0	.000	5-9	.556	9	22	31	2.1	11	0	2	3	6	2	33	2.2
44	Lightfoot, Mitch	16-0	135	8.4	12-21	.571	0-4	.000	6-10	.600	12	26	38	2.4	19	0	6	6	9	0	30	1.9
12	Teahan, Chris	3-0	6	2.0	0-0	.000	0-0	.000	0-0	.000	0	0	0	0.0	1	0	1	0	0	0	0	0.0
20	Luinstra, Garrett	2-0	3	1.5	0-1	.000	0-0	.000	0-0	.000	1	0	1	0.5	1	0	0	0	0	0	0	0.0
	Team										17	28	45		1		1					
	Total.....	16	3250		457-956	.478	109-316	.345	237-350	.677	167	454	621	38.8	275	3	235	218	66	122	1260	78.8
	Opponents.....	16	3250		398-998	.399	139-422	.329	179-263	.681	180	398	578	36.1	297	-	214	240	55	99	1114	69.6

TEAM STATISTICS	KU	OPP	Date	Opponent	Score	Att.
SCORING	1260	1114	! 11/06/18	vs Michigan St.	w 92-87	18907
Points per game	78.8	69.6	~ 11/12/18	VERMONT	w 84-68	16300
Scoring margin	+9.1	-	11/16/18	LOUISIANA	w 89-76	16300
FIELD GOALS-ATT	457-956	398-998	# 11/21/18	vs Marquette	w 77-68	4981
Field goal pct	.478	.399	# 11/23/18	vs Tennessee	Wot 87-81	5491
3 POINT FG-ATT	109-316	139-422	12/01/18	STANFORD	Wot 90-84	16300
3-point FG pct	.345	.329	12/04/18	WOFFORD	w 72-47	16300
3-pt FG made per game	6.8	8.7	% 12/08/18	NEW MEXICO STATE	w 63-60	15210
FREE THROWS-ATT	237-350	179-263	12/15/18	VILLANOVA	w 74-71	16300
Free throw pct	.677	.681	12/18/18	SOUTH DAKOTA	w 89-53	16300
F-Throws made per game	14.8	11.2	12/22/18	at Arizona State	L 76-80	14592
REBOUNDS	621	578	12/29/18	EASTERN MICHIGAN	w 87-63	16300
Rebounds per game	38.8	36.1	* 01/02/19	OKLAHOMA	w 70-63	16300
Rebounding margin	+2.7	-	* 01/05/19	at Iowa State	L 60-77	14384
ASSISTS	235	214	* 01/09/19	TCU	w 77-68	16300
Assists per game	14.7	13.4	* 01/12/19	at Baylor	w 73-68	9091
TURNOVERS	218	240				
Turnovers per game	13.6	15.0				
Turnover margin	+1.4	-				
Assist/turnover ratio	1.1	0.9				
STEALS	122	99				
Steals per game	7.6	6.2				
BLOCKS	66	55				
Blocks per game	4.1	3.4				
ATTENDANCE	161910	67446				
Home games-Avg/Game	10-16191	3-12689				
Neutral site-Avg/Game	-	3-9793				

Score by Periods	1st	2nd	OT	Totals
Kansas	589	638	33	1260
Opponents	513	580	21	1114

2018-19 CONFERENCE-ONLY STATS

RECORD:	OVERALL	HOME	AWAY	NEUTRAL
ALL GAMES	3-1	2-0	1-1	0-0
CONFERENCE	3-1	2-0	1-1	0-0
NON-CONFERENCE	0-0	0-0	0-0	0-0

#	Player	gp-gs	min	avg	Total		3-Point		F-Throw		Rebounds				pf	dq	a	to	blk	stl	pts	avg		
					fg-fga	fg%	3fg-fga	3fg%	ft-fta	ft%	off	def	tot	avg										
01	Lawson, Dedric	4-4	136	34.0	28-59	.475	2-8	.250	16-26	.615	13	31	44	11.0	8	0	5	14	9	8	74	18.5		
24	Vick, Lagerald	4-4	126	31.5	18-40	.450	12-28	.429	0-2	.000	1	14	15	3.8	4	0	8	21	2	5	48	12.0		
05	Grimes, Quentin	4-4	109	27.3	17-37	.459	5-19	.263	6-10	.600	4	12	16	4.0	10	0	5	8	2	2	45	11.3		
11	Dotson, Devon	4-4	119	29.8	10-25	.400	3-9	.333	20-26	.769	2	16	18	4.5	13	1	12	11	2	8	43	10.8		
30	Agbaji, Ochai	2-0	46	23.0	7-10	.700	2-4	.500	1-2	.500	2	5	7	3.5	4	0	1	0	1	3	17	8.5		
35	Azubuike, Udoka	1-1	23	23.0	4-5	.800	0-0	.000	0-1	.000	3	6	9	9.0	2	0	0	1	2	0	8	8.0		
00	Garrett, Marcus	4-3	118	29.5	9-21	.429	0-2	.000	7-11	.636	4	8	12	3.0	8	0	12	4	1	3	25	6.3		
13	Lawson, K.J.	4-0	32	8.0	4-7	.571	0-2	.000	4-5	.800	2	1	3	0.8	2	0	1	2	0	1	12	3.0		
02	Moore, Charlie	4-0	42	10.5	1-14	.071	0-5	.000	2-4	.500	3	3	6	1.5	2	0	4	0	0	2	4	1.0		
44	Lightfoot, Mitch	4-0	24	6.0	1-2	.500	0-1	.000	0-0	.000	1	5	6	1.5	3	0	0	1	1	0	2	0.5		
33	McCormack, David	4-0	23	5.8	1-3	.333	0-0	.000	0-0	.000	1	1	2	0.5	3	0	0	1	0	1	2	0.5		
12	Chris Teahan	1-0	2	2.0	0-0	.000	0-0	.000	0-0	.000	0	0	0	0.0	0	0	0	0	0	0	0	0.0		
Team											4	5	9											
Total.....		4	800		100-223	.448	24-78	.308	56-87	.644	40	107	147	36.8	59	1	48	64	20	33	280	70.0		
Opponents.....		4	800		103-252	.409	36-99	.364	34-51	.667	49	100	149	37.2	70	-	52	63	12	33	276	69.0		

TEAM STATISTICS	KU	OPP	Date	Opponent	Score	Att.
SCORING	280	276	* 01/02/19	OKLAHOMA	w 70-63	16300
Points per game	70.0	69.0	* 01/05/19	at Iowa State	L 60-77	14384
Scoring margin	+1.0	-	* 01/09/19	TCU	w 77-68	16300
FIELD GOALS-ATT	100-223	103-252	* 01/12/19	at Baylor	w 73-68	9091
Field goal pct	.448	.409	* Conference game			
3 POINT FG-ATT	24-78	36-99	! Champions Classic (Indianapolis)			
3-point FG pct	.308	.364	~ NIT Season Tip-Off (Lawrence)			
3-pt FG made per game	6.0	9.0	# NIT Season Tip-Off (Brooklyn)			
FREE THROWS-ATT	56-87	34-51	% Jayhawk Shootout (Kansas City)			
Free throw pct	.644	.667				
F-Throws made per game	14.0	8.5				
REBOUNDS	147	149				
Rebounds per game	36.8	37.2				
Rebounding margin	-0.5	-				
ASSISTS	48	52				
Assists per game	12.0	13.0				
TURNOVERS	64	63				
Turnovers per game	16.0	15.8				
Turnover margin	-0.2	-				
Assist/turnover ratio	0.8	0.8				
STEALS	33	33				
Steals per game	8.3	8.3				
BLOCKS	20	12				
Blocks per game	5.0	3.0				
ATTENDANCE	32600	23475				
Home games-Avg/Game	2-16300	2-11738				
Neutral site-Avg/Game	-	0-0				

Score by Periods	1st	2nd	Totals
Kansas	147	133	280
Opponents	117	159	276



ALL-TIME SERIES

KANSAS LEADS, 31-8

Lawrence, Kan. (Allen Fieldhouse)	16-1 (14-1)
Austin, Texas (Erwin Center)	10-6 (10-6)
Neutral Sites	5-1
Big 12 Play	23-6
Big 12 Championship (Sprint Center)	4-1 (2-0)

HIGHEST SCORES - KU

Lawrence	90
. KU 90-87, in 2002-03	
. KU 90-65, in 2004-05	
. KU 90-86, in 2006-07	
Austin	110
. KU 110-103, in 2001-02	

COACHING RECORDS

Bill Self vs. Texas	
Total	21-8
At Kansas	21-6
Shaka Smart vs. Kansas	
Total	1-6
At Texas	0-6

HIGHEST SCORES - UT

Lawrence	87
. KU 90-87, in 2002-03	
Austin	103
. KU 110-103, in 2001-02	

LARGEST MARGINS

Kansas	
Lawrence	31
Austin	30 (twice)
Texas	
Lawrence	11
Austin	25

GAME-BY-GAME

12/16/1938 Austin	L	34-36
12/17/1938 Austin	W	49-35
12/09/1940 Lawrence	W	35-27
12/10/1940 Lawrence	W	48-45
03/11/1960 Manhattan, Kan. ^	W	90-81
01/06/1997 Lawrence	W	86-61
01/10/1998 Austin	W	102-72
01/18/1999 Lawrence	W	76-67
02/28/2000 Austin	L	54-68
02/03/2001 Lawrence	W	82-66
02/11/2002 Austin (ot)	W	110-103
01/27/2003 Lawrence	W	90-87
02/23/2004 Austin	L	67-82
03/13/2004 Dallas, Texas*	L	60-64
01/29/2005 Lawrence	W	90-65
02/25/2006 Austin	L	55-80
03/12/2006 Dallas, Texas*	W	80-68
03/03/2007 Lawrence	W	90-86
03/11/2007 Oklahoma City, Okla. (ot)*	W	88-84
02/12/2008 Austin	L	69-72
03/16/2008 Kansas City, Mo.	W	84-74
03/07/2009 Lawrence	W	83-73
02/08/2010 Austin	W	80-68
01/22/2011 Lawrence	L	63-74
03/12/2011 Kansas City, Mo.*	W	85-73
01/21/2012 Austin	W	69-66
03/03/2012 Lawrence	W	73-63
01/19/2013 Austin	W	64-59
02/16/2013 Lawrence	W	73-47
02/01/2014 Austin	L	69-81
02/22/2014 Lawrence	W	85-54
01/24/2015 Austin	W	75-62
02/28/2015 Lawrence	W	69-64
01/23/2016 Lawrence	W	76-67
02/29/2016 Austin	W	86-56
01/21/2017 Lawrence	W	79-67
02/25/2017 Austin	W	77-67
12/29/17 Austin	W	92-86
02/26/2018 Lawrence	W	80-70

*Big 12 Championship; ^NCAA Midwest Regional

THE JAYHAWKS VS. TEXAS (*STARTER)

#0 MARCUS GARRETT

OPPONENT (Date)	MP	FG-A	PCT	3PT-A	PCT	FT-A	PCT	O-D-T	PF	A	TO	BLK	ST	TP
*at Texas (12.29.17) - W	18	1-3	.333	0-1	.000	0-0	---	1-2-3	1	2	1	1	2	2
TEXAS (2.26.18) - W	25	4-7	.571	1-1	1.000	2-4	.500	1-3-4	1	3	1	1	3	11
TOTAL (2 games)	43	5-10	.500	1-2	.500	2-4	.500	2-5-7	2	5	2	2	5	13
Averages	21.5							3.5		2.5		1.0	2.5	6.5

#22 SILVIO DE SOUSA

OPPONENT (Date)	MP	FG-A	PCT	3PT-A	PCT	FT-A	PCT	O-D-T	PF	A	TO	BLK	ST	TP
*at Texas (12.29.17) - W	29	6-11	.545	0-0	---	1-1	1.000	6-7-13	3	1	2	0	0	13

#24 LAGERALD VICK

OPPONENT (Date)	MP	FG-A	PCT	3PT-A	PCT	FT-A	PCT	O-D-T	PF	A	TO	BLK	ST	TP
at Texas (2.29.16) - W	3	1-1	1.000	1-1	1.000	0-0	---	0-0-0	0	0	0	0	0	3
TEXAS (1.21.17) - W	18	1-4	.250	1-2	.500	2-2	1.000	2-1-3	2	0	2	0	1	5
at Texas (2.25.17) - W	24	3-4	.750	1-1	1.000	0-0	---	0-4-4	0	0	1	0	1	7
*at Texas (12.29.17) - W	38	8-14	.571	5-8	.625	0-0	---	1-3-4	3	2	1	1	0	21
*TEXAS (2.26.18) - W	28	2-5	.400	0-2	.000	0-1	.000	1-5-6	0	4	2	0	1	4
TOTAL (5 games)	111	15-28	.536	8-14	.571	2-3	.667	4-13-17	5	6	6	1	3	40
Averages	22.2							3.4		1.2		0.2	0.6	8.0

#44 MITCH LIGHTFOOT

OPPONENT (Date)	MP	FG-A	PCT	3PT-A	PCT	FT-A	PCT	O-D-T	PF	A	TO	BLK	ST	TP
TEXAS (1.21.17) - W	4	1-1	1.000	0-0	---	0-0	---	1-1-2	0	0	0	0	0	2
at Texas (12.29.17) - W	10	0-0	---	0-0	---	0-0	---	0-1-1	1	0	0	1	1	0
TEXAS (2.26.18) - W	15	3-4	.750	0-0	---	0-0	---	0-4-4	2	0	1	1	0	6
TOTAL (3 games)	29	4-5	.800	0-0	---	0-0	---	1-6-7	3	0	1	2	1	8
Averages	9.7							2.3		0.0		0.7	0.3	2.6



0

MARCUS GARRETT SO • Guard • 6-5 • 195 • Dallas, Texas • Skyline HS

SEASON STATS

PPG	RPG	APG	FG%	3FG%	FT%
5.8	3.5	2.7	34%	18%	64%
CAREER					
4.6	3.4	1.6	41%	24%	56%

CAREER HIGHS

Points	13	vs. Texas Southern (11.21.17)
Field Goals	5	vs. Oakland (11.24.17)
Rebounds	11	vs. Texas Southern (11.21.17)
Assists	5	3x, last vs. Oklahoma (1.2.19)
Blocks	2	2x, last vs. Marquette (11.21.18)
Steals	4	3x, last vs. Villanova (12.15.18)
Minutes	37	vs. Villanova (12.15.18)

NOTES

Eighth in the Big 12 in steals at 1.4 ... Has multi-steal games six times this season and 18 for his career ... Has 31 rebounds and 11 steals in his last eight games ... Has seven assists in his last two games ... Tied his career high with five assists vs. Oklahoma (1/2) ... Played a career-high 37 minutes and tied a career high with four steals vs. Villanova (12/15) ... Had four steals vs. Stanford (12/1) ... Scored a season-high 11 points vs. Marquette (11/21) ... **2017-18:** Recorded two double-doubles ... Had seven starts with six in Big 12 play ... co-Big 12 Newcomer of the Week (11/7) ... 2017 Texas HS Gatorade Player of the Year.



1

DETRIC LAWSON (DEE-drick) R-Jr • Forward • 6-9 • 235 • Memphis, Tenn. • Hamilton HS • Memphis

SEASON STATS

PPG	RPG	APG	FG%	3FG%	FT%
19.3	10.8	2.2	51%	21%	76%
CAREER (INCLUDES AT MEMPHIS IN 2015-16 AND 2016-17)					
17.8	9.8	2.8	45%	29%	73%

CAREER HIGHS (*AT MEMPHIS)

Points	*35	vs. Iowa (11.26.16)
Field Goals	*15	vs. Iowa (11.26.16)
Rebounds	*16	at Tulane (2.13.16)
Assists	*8	vs. South Carolina (12-30-16)
Blocks	*8	vs. UAB (12.10.16)
Steals	5	at Baylor (1.12.19)
Minutes	41	vs. Tennessee (11.23.18)

NOTES

Had a career-high five steals and season-high five blocked shots at Baylor (1/2) ... Scored a season-high 31 points vs. TCU (1/9) giving him two 30-point games this season ... Tied his season high with 15 rebounds vs. OU (1/2) ... Has 10 double-doubles in his last 13 games ... Has nine 20-point games ... Three-time Big 12 Player of the Week (11/12, 11/26, 12/26) ... Three-time Big 12 Newcomer of the Week (12/3, 12/17, 1/14) ... Leads the Big 12 in rebounding (10.8) and DDs (11) and is second in scoring (19.3) ... Only league player averaging a double-double ... Has 47 career double-doubles ... Led Memphis in scoring both as freshman and sophomore with 36 double-doubles.



2

CHARLIE MOORE R-SO • Guard • 5-11 • 180 • Chicago, Ill. • Morgan Park HS • California

SEASON STATS

PPG	RPG	APG	FG%	3FG%	FT%
3.9	1.2	1.3	28%	28%	71%
CAREER (INCLUDES AT CALIFORNIA IN 2016-17)					
9.5	1.7	2.8	37%	33%	75%

CAREER HIGHS (*AT CALIFORNIA)

Points	*38	vs. UC Irvine (11.16.16)
Field Goals	*10	vs. UC Irvine (11.16.16)
Rebounds	*6	2x, last vs. Oregon St. (2.24.17)
Assists	*8	2x, last vs. Colorado (2.5.17)
Blocks	1	vs. Wofford (12.4.18)
Steals	*4	vs. UC Davis (12.10.16)
Minutes	*41	vs. Utah (2.2.17)

NOTES

Averages 16.5 minutes per game ... Has a steal in five of his last seven games with seven thefts in that span ... Posted season highs in points (18), assists (4) and 3-pointers made (6) vs. South Dakota (12/18) ... Had five points and a season-high three steals vs. New Mexico State (12/8) ... A transfer from California following the 2016-17 season ... Started all 34 games while at California during his freshman year in 2016-17 ... Averaged 28.8 minutes, 12.2 points and 3.5 assists while at California.



5

QUENTIN GRIMES FR • Guard • 6-5 • 210 • The Woodlands, Texas • College Park HS

SEASON STATS

PPG	RPG	APG	FG%	3FG%	FT%
8.9	2.6	1.9	42%	30%	65%
CAREER					
8.9	2.4	1.9	42%	30%	65%

CAREER HIGHS

Points	21	vs. Michigan State (11.6.18)
Field Goals	7	2x, last at Iowa State (1.5.19)
Rebounds	6	2x, last at Baylor (1.12.19)
Assists	10	vs. Vermont (11.12.18)
Blocks	2	at Baylor (1.12.19)
Steals	1	5x, last at Iowa State (1.5.19)
Minutes	35	vs. Oklahoma (1.2.19)

NOTES

Has 61 points in his last five games ... Swatted a career-high two blocks and tied his career high with six rebounds at Baylor (1/2) ... Posted a career-high six rebounds with 19 points at Iowa State (1/5) ... Had 16 points vs. E. Michigan (12/29) ... Scored a season-high 21 points in the season opener vs. Michigan State (11/6) ... Posted first-career double-double with 10 points and 10 assists vs. Vermont (11/2) ... Big 12 Newcomer of the Week (11/2) ... Has valuable USA Basketball experience, including a gold medal won in 2018 at the FIBA U18 Americas Championship where he was MVP and coached by Bill Self.



11

DEVON DOTSON (deh-VAWN) FR • Guard • 6-2 • 185 • Charlotte, N.C. • Providence Day School

SEASON STATS

PPG	RPG	APG	FG%	3FG%	FT%
11.1	3.5	3.1	50%	41%	78%
CAREER					
11.1	3.5	3.1	50%	41%	78%

CAREER HIGHS

Points	17	vs. Tennessee (11.23.18)
Field Goals	6	2x, last vs. Wofford (12.4.18)
Rebounds	7	at Iowa State (1.5.19)
Assists	6	vs. South Dakota (12.18.18)
Blocks	1	4x, last at Baylor (1.12.19)
Steals	4	vs. Oklahoma (1.2.19)
Minutes	43	vs. Stanford (12.1.18)

NOTES

Ranks sixth in the Big 12 in free throw percentage (78.1) and sixth in steals (1.6) ... Has 11 steals in his last five games ... Has 27 assists in his last seven games ... Pulled down a career-high seven rebounds at Iowa State (1/5) ... Had 16 points and a career-high four steals vs. Oklahoma (1/2) ... Big 12 Newcomer of the Week (12/31) ... Scored a career-high 17 points vs. Tennessee (11/23) ... Had 16 points with three assists and three steals vs. Michigan State (11/6) ... Picked up numerous postseason honors and played in all-star games following his 2017-18 HS senior season.



12

CHRIS TEAHAN SO • Guard • 6-4 • 195 • Leawood, Kan. • Rockhurst HS

SEASON STATS

PPG	RPG	APG	FG%	3FG%	FT%
0.0	0.0	0.3	-	-	-
CAREER					
0.9	0.5	0.1	36%	25%	100%

CAREER HIGHS

Points	4	vs. Toledo (11.28.17)
Field Goals	1	4x, last vs. Omaha (12.18.17)
Rebounds	3	vs. South Dakota State (11.17.17)
Assists	1	2x, last vs. E. Michigan (12.29.18)
Blocks	-	-
Steals	-	-
Minutes	4	4x, last vs. Omaha (12.18.17)

NOTES

Has played in three games this season, including two minutes at Iowa State (1/5) ... Played two minutes vs. E. Michigan (12/29) ... Played two minutes vs. Wofford (12/4) ... **2017-18:** Appeared in 10 games, two in conference play and three postseason ... Averaged 2.3 minutes per contest ... Had a season-high four points vs. Toledo (11/28) ... An invited walk-on who was a two-sport athlete at Rockhurst HS in Kansas City, Missouri ... Older brother, Conner, played five seasons at KU and on two Final Four teams (2008 and 2012).



13

K.J. LAWSON R-SO • Guard • 6-8 • 210 • Memphis, Tenn. • Hamilton HS • Memphis

SEASON STATS

PPG	RPG	APG	FG%	3FG%	FT%
2.8	1.9	0.8	48%	33%	71%
CAREER (INCLUDES AT MEMPHIS IN 2015-16 AND 2016-17)					
9.1	5.6	1.9	40%	32%	69%

CAREER HIGHS (*AT MEMPHIS)

Points	*28	at Houston (1.19.17)
Field Goals	*12	at Houston (1.19.17)
Rebounds	*19	vs. East Carolina (1.28.17)
Assists	*7	vs. McNeese (11.22.16)
Blocks	*2	4x, last vs. Tulsa (2.7.17)
Steals	*3	vs. South Florida (1.14.17)
Minutes	*43	at Houston (1.19.17)

NOTES

Scored seven points on 2-of-3 shooting vs. TCU (1/9) ... Went 2-for-4 from 3-point range with six points and four rebounds vs. E. Michigan (12/29) ... Had eight points, six rebounds and two steals in a season-high 19 minutes vs. Tennessee (11/23) ... A transfer from Memphis who sat out the 2017-18 season due to NCAA rules ... Played in 42 games while at Memphis with 33 starts, an 11.5 career scoring average and 7.0 career rebound average ... Granted a medical redshirt following the 2015-16 season.



20 GARRETT LUINSTRA (loo-IN-struh) FR • Guard • 6-2 • 155 • Lawrence, Kan. • Lawrence Free State HS

SEASON STATS

PPG	RPG	APG	FG%	3FG%	FT%
0.0	0.5	0.0	0%	-	-
CAREER					
0.0	0.5	0.0	0%	-	-

CAREER HIGHS

Points	-
Field Goals	-
Rebounds	1 vs. South Dakota (12.18.18)
Assists	-
Blocks	-
Steals	-
Minutes	2 vs. South Dakota (12.18.18)

NOTES

Played two minutes with one rebound vs. South Dakota (12/18) ... Made regular-season debut playing one minute vs. Wofford (12/4) ... Played one minute with an assist and steal in the exhibition win vs. Emporia State (10/25) ... A combo guard who set his high school's single-season scoring record with 456 points as a senior ... Averaged 19 points his senior year in guiding Free State High School to the 6A state title game and a 19-6 record ... A first-team all-state selection and the Sunflower League Player of the Year his senior season.



22 SILVIO DE SOUSA (deh-SOE-suh) SO • Forward • 6-9 • 245 • Luanda, Angola • IMG Academy (Fla.)

SEASON STATS (2017-18)

PPG	RPG	BPG	FG%	3FG%	FT%
4.0	3.7	0.2	68%	-	71%
CAREER					
4.0	3.7	0.2	68%	-	71%

CAREER HIGHS

Points	16 vs. West Virginia (3.10.18)
Field Goals	8 vs. West Virginia (3.10.18)
Rebounds	11 vs. Kansas State (3.9.18)
Assists	1 4x, last vs. Duke (3.25.18)
Blocks	1 3x, last vs. Duke (3.25.18)
Steals	1 vs. West Virginia (3.10.18)
Minutes	26 2x, last vs. vs. Duke (3.25.18)

NOTES

2017-18: Averaged 4.8 points and 5.4 rebounds in the 2018 NCAA Tournament ... Tied season high with 26 minutes vs. Duke (3/25) with 10 rebounds and scoring four points ... Averaged 20.0 minutes, 10.0 ppg and 9.7 rpg in the Big 12 Championship ... Posted his first double-double (16 points, 10 rebounds) vs. West Virginia (3/10) in the Big 12 title game ... Pulled down six or more rebounds seven times, including his last three games in the NCAA Tournament ... Joined the team following graduation from IMG Academy in Bradenton, Florida, following the fall 2017 semester.



24 LAGERALD VICK SR • Guard • 6-5 • 190 • Memphis, Tenn. • Douglass HS

SEASON STATS

PPG	RPG	APG	FG%	3FG%	FT%
14.8	4.0	2.0	48%	46%	67%
CAREER					
9.2	3.5	1.4	48%	40%	72%

CAREER HIGHS

Points	33 vs. Louisiana (11.16.18)
Field Goals	12 2x, last vs. Vermont (11.12.18)
Rebounds	11 vs. Texas Southern (11.21.17)
Assists	7 3x, last vs. Washington (12.6.17)
Blocks	3 vs. Oakland (11.24.17)
Steals	3 6x, last vs. Oklahoma (1.2.19)
Minutes	43 2x, last vs. Stanford (12.1.18)

NOTES

Scored 18 points, including 6-of-8 from 3FG, on his birthday at Baylor (1/12) ... Has four or more assists in four games this season ... Has made three or more 3FGs eight times this season ... Scored 29 points with seven rebounds vs. Villanova (12/15) ... Sixth in the Big 12 in scoring (14.8), tied for first in 3FGs made (3.1) and is second in 3FG Pct. (45.8) ... Two-time Big 12 Player of the Week (11/19, 12/5) ... Posted a career-high 33 points with nine rebounds vs. Louisiana (11/16) ... Had 32 points vs. Vermont (11/12) in which he set the KU game record for 3-pointers made in a game without a miss, going 8-for-8 ... Surpassed his 1,000 career points at Baylor (1/12).



30 OCHAI AGBAJI (OH-chie uh-BAH-gee) FR • Guard • 6-5 • 210 • Kansas City, Mo. • Oak Park HS

SEASON STATS

PPG	RPG	APG	FG%	3FG%	FT%
8.5	3.5	0.5	70%	50%	50%
CAREER					
8.5	3.5	0.5	70%	50%	50%

CAREER HIGHS

Points	10 at Baylor (1.12.19)
Field Goals	4 at Baylor (1.12.19)
Rebounds	4 vs. TCU (1.9.19)
Assists	1 vs. TCU (1.9.19)
Blocks	1 vs. TCU (1.9.19)
Steals	2 vs. TCU (1.9.19)
Minutes	25 vs. TCU (1.9.19)

NOTES

Averaging 23.0 minutes in two games played ... Had 10 points on 4-of-5 shooting at Baylor (1/12) ... Pulled his redshirt and in his debut vs. TCU (1/9) played 25 minutes with seven points, four rebounds, one assist, one blocked shot and two steals ... Already has three dunks in two games ... A Kansas City product who is very athletic and has a great shooting touch ... Bill Self compares Agbaji to Kansas City Jayhawk Travis Releford who played in 138 career games and was a two-year starter while at KU.



33 DAVID McCORMACK FR • Forward • 6-10 • 265 • Norfolk, Va. • Oak Hill Academy

SEASON STATS

PPG	RPG	BPG	FG%	3FG%	FT%
2.2	2.1	0.4	52%	-	56%
CAREER					
2.2	2.1	0.4	52%	-	56%

CAREER HIGHS

Points	12 vs. South Dakota (12.18.18)
Field Goals	4 vs. South Dakota (12.18.18)
Rebounds	6 2x, last vs. South Dakota (12.18.18)
Assists	1 2x, last vs. South Dakota (12.18.18)
Blocks	2 vs. South Dakota (12.18.18)
Steals	1 2x, last vs. Oklahoma (1.2.19)
Minutes	17 2x, last vs. E. Michigan (12.29.18)

NOTES

Averages 6.7 minutes per game ... Pulled down five rebounds in a career-high-tying 17 minutes vs. Eastern Michigan (12/29) ... Had career highs in points (12) and blocked shots (2) and tied career highs in rebounds (6) and assists (1) vs. South Dakota (12/18) ... A 2018 McDonald's All-American who also represented the USA at the Nike Hoop Summit ... A big body who showed a lot of discipline in losing more than 50 pounds during high school.



35 UDOKA AZUBUIKE (az-uh-BOO-kee) JR • Center • 7-0 • 270 • Delta, Nigeria • Potter's House Christian Academy

SEASON STATS

PPG	RPG	BPG	FG%	3FG%	FT%
13.4	6.8	1.6	71%	-	34%
CAREER					
11.5	6.4	1.6	74%	-	39%

CAREER HIGHS

Points	26 at Nebraska (12.16.17)
Field Goals	13 at Nebraska (12.16.17)
Rebounds	13 at Texas (12.29.17)
Assists	2 4x, last vs. Marquette (11.21.18)
Blocks	5 2x, last vs. Texas (2.26.18)
Steals	3 vs. Oklahoma (2.19.18)
Minutes	34 3x, last vs. Vermont (11.12.18)

NOTES

KU announced Jan. 6 he would miss the remainder of the season due to a wrist injury ... Had successful surgery Jan. 9 ... Tied his season high with 23 points vs. E. Michigan (12/29) ... Missed the previous four games (Villanova, 12/15; NMSU, 12/8; USD, 12/18; at ASU 12/22) due to a sprained ankle suffered vs. Wofford (12/4) ... Had 18 points and nine rebounds vs. Stanford (12/1). **2017-18:** Led NCAA Division I in FG Pct. at 77.0 ... Posted seven 20-point games in 2017-18 ... Played in 11 games with six starts as a freshman in 2016-17 before a season-ending wrist injury.



44 MITCH LIGHTFOOT JR • Forward • 6-8 • 225 • Gilbert, Ariz. • Gilbert Christian HS

SEASON STATS

PPG	RPG	BPG	FG%	3FG%	FT%
1.9	2.4	0.6	57%	0%	60%
CAREER					
2.5	2.2	0.9	57%	33%	55%

CAREER HIGHS

Points	11 vs. Oakland (11.24.17)
Field Goals	4 4x, last vs. Kansas State (3.9.18)
Rebounds	11 vs. Penn (3.15.18)
Assists	2 2x, last vs. E. Michigan (12.29.18)
Blocks	6 at TCU (1.6.18)
Steals	2 at Iowa State (2.13.18)
Minutes	27 vs. Penn (3.15.18)

NOTES

Got eight stitches in his mouth after colliding with a BU player (1/12) ... Leads KU with five charges drawn ... Tied season high with six rebounds vs. Eastern Michigan (12/29) ... Tied season highs in points (7) and rebounds (6) vs. South Dakota (12/18) ... **2017-18:** Started seven games ... Pulled down a career-high 11 rebounds vs. Penn (3/18) with nine points in the NCAA Tournament ... Finished second on the team with 54 blocked shots ... Ranked eighth in the Big 12 with 15 blocked shots per game ... Led Kansas with 16 charges drawn ... Was born in Kansas City and moved to Arizona as a youth.