



# KANSAS

#KUbball

f /KANSASBASKETBALL

@KUHOOPS

@KUHOOPS

FEB. 5, 2019 | KANSAS STATE | GAME NOTES

KANSAS COMMUNICATIONS

JAYHAWKS

17-5  
OVERALL

6-3  
BIG 12

#13 / #14  
RANKING (AP/COACHES)



-vs-



16-5  
OVERALL

6-2  
BIG 12

rv / rv  
RANKING (AP/COACHES)

WILDCATS

Bill Self  
HEAD COACH

464-101 (.821)  
RECORD AT KU, 16TH SEASON

Bruce Weber  
HEAD COACH

141-85 (.624)  
RECORD AT KSU, SEVENTH SEASON

## SCHEDULE (H: 13-0; A: 1-5; N: 3-0)

Date	Rank	Opponent	TV	Time/Result
<b>NOVEMBER (5-0)</b>				
6	1/1	10/10 vs. Michigan State!	ESPN	W, 92-87
12	2/1	-/- VERMONT-	ESPN2	W, 84-68
16	2/1	-/- LOUISIANA	JTV/ESPN+	W, 89-76
21	2/2	rv/rv vs. Marquette#	ESPN2	W, 77-68
23	2/2	5/5 vs. Tennessee#	ESPN2	W, 87-82 ot
<b>DECEMBER (6-1)</b>				
1	2/2	-/- STANFORD	ESPN	W, 90-84 ot
4	2/2	-/- WOFFORD	JTV/ESPN+	W, 72-47
8	2/2	-/- NEW MEXICO STATE*	ESPN2	W, 63-60
15	1/1	17/16 VILLANOVA	ESPN	W, 74-71
18	1/1	-/- SOUTH DAKOTA	JTV/ESPN+	W, 89-53
22	1/1	18/19 at Arizona State	ESPN2	L, 76-80
29	5/5	-/- EASTERN MICHIGAN	JTV/ESPN+	W, 87-63
<b>JANUARY (5-4)</b>				
2	5/6	23/25 OKLAHOMA*	ESPN2	W, 70-63
5	5/6	rv/rv at Iowa State*	ESPN2	L, 60-77
9	7/9	25/rv TCU*	ESPN2	W, 77-68
12	7/9	-/- at Baylor*	ESPN	W, 73-68
14	7/8	-/- TEXAS*	ESPN	W, 80-78
19	7/8	-/- at West Virginia*	ESPN	L, 64-65
21	9/10	24/25 IOWA STATE*	ESPN	W, 80-76
26	9/10	8/9 at Kentucky<	ESPN	L, 63-71
29	11/12	-/- at Texas*	ESPN	L, 63-73
<b>FEBRUARY (1-0)</b>				
2	11/12	16/15 TEXAS TECH*	CBS	W, 79-63
5	13/14	rv/rv at Kansas State*	ESPN	8 p.m.
9	13/14	-/- OKLAHOMA STATE*	ESPN2	11 a.m.
11	-/-	-/- at TCU*	ESPN	8 p.m.
16	-/-	-/- WEST VIRGINIA*	ESPN/2	3 p.m.
23	-/-	-/- at Texas Tech*	ESPN	7 p.m.
25	-/-	-/- KANSAS STATE*	ESPN	8 p.m.
<b>MARCH</b>				
2	-/-	-/- at Oklahoma State*	CBS	11 a.m.
5	-/-	-/- at Oklahoma*	ESPN/2	8 p.m.
9	-/-	-/- BAYLOR*	ESPN/2	1 p.m.
13-16		Big 12 Championship	TBD	TBD

All times Central and subject to change.

Rank: AP Top 25 / USA Today Coaches' Poll

! State Farm Champions Classic (Indianapolis, Ind.); ~ NIT Season Tip-Off (Campus Round); # NIT Season Tip-Off (Brooklyn, N.Y.); ^ Jayhawk Shootout (Kansas City, Mo.); < SEC/Big 12 Challenge; \* Big 12 Conference Game



## COMMUNICATIONS

CHRIS THEISEN

Asst. AD for Comm.

e theisen@ku.edu

c 785.331.9356

BRAD GILBERT

Asst. Comm. Director

e bgilbert@ku.edu

c 785.424.4008

## GAME #13/14 KANSAS AT KANSAS STATE

23

Dillons Sunflower Showdown  
Manhattan, Kan. • Bramlage Coliseum (12,528)  
Tuesday, February 5, 2019 • 8 p.m. (CST)

ESPN

Play-by-Play: Jon Scambi  
Analysts: Stan Van Gundy, Chauncey Billups  
Producer: Joe McCoy  
Director: Anthony DeMarco

JAYHAWK RADIO NETWORK

Radio: IMG Jayhawk Radio Network  
Webcast: KUathletics.com/Radio  
Play-by-Play: Brian Hanni  
Analyst: Greg Gurley  
Producer/Engineer: Steve Kincaid

### TIP-OFF

- No. 13/14 Kansas (17-5, 6-3) hits the road for the Dillons Sunflower Showdown at Kansas State, Tuesday, Feb. 5, at 8 p.m. (Central) on ESPN. Kansas is coming off a 73-69 win against No. 16/15 Texas Tech Feb. 2. Kansas State has won six-straight Big 12 games after its 75-57 victory at Oklahoma State on Feb. 2.
- The KU at K-State game will be part of ESPN's annual college basketball/NBA crossover with announcers. Tuesday's game will feature Jon Scambi, Stan Van Gundy and Chauncey Billups.
- Kansas State and Baylor currently hold a half-game lead in the Big 12 race with 6-2 league records. Kansas and Iowa State are tied for second at 6-3.
- KU leads the overall series with Kansas State, 196-93, including a 26-4 record in Bramlage Coliseum. KU has won the last eight matchups and since Feb. 12, 1994, Kansas has won 57 of the last 62 meetings with K-State.
- Kansas' 196 wins against Kansas State are the most for any team against an opponent in NCAA DI history.
- With its win against Texas Tech (2/2), Kansas is 89-12 following a loss in the Bill Self era, including 4-1 this season. Since 2013-14, the Jayhawks are 39-4 following a loss.
- Redshirt-junior F Detric Lawson has posted four double-doubles in his last five games. Seven of his 15 double-doubles have been in Big 12 play. He is tied for second nationally with 15 double-doubles.
- With his 25 points against Texas Tech (2/2), Detric Lawson took over the Big 12 scoring lead at 19.5. Lawson also is tops in the conference in rebounds with 10.9 per game and he is the only player in the conference averaging a double-double.
- Following his career-high 24 points at Texas (1/29), freshman G Ochai Agbaji recorded his first career double-double with 10 points and 10 rebounds against Texas Tech (2/2). The two performances earned Agbaji Big 12 Newcomer of the Week accolades, the first weekly award of his career.

## SERIES AT A GLANCE (MORE ON PG 44)

OVERALL KU LEADS, 196-93  
in Manhattan (Bramlage) KU leads, 78-47 (26-4)  
Last Meeting KU, 83-67 (3.918 @ Big 12 semis)



76.8	<< POINTS PER GAME	65.1
47.2	<< FG%	42.6
36.2	<< 3FG%	32.3
67.7	<< FT%	65.0
37.5	<< REBOUNDS PER GAME	34.7
13.8	<< ASSISTS PER GAME	13.7
3.6	<< BLOCKS PER GAME	2.1
7.2	STEALS PER GAME >>	7.5
70.0	SCORING DEFENSE >>	58.7
40.2	<< FG% DEFENSE	40.8
32.9	3FG% DEFENSE >>	31.6
+1.1	REBOUND MARGIN >>	+3.3
1.1	<< AST-TO RATIO >>	1.1

## LAST GAME STARTERS

<b>11 DOTSON</b> FR • GUARD	<b>5 GRIMES</b> FR • GUARD	<b>24 VICK</b> SR • GUARD	<b>30 AGBAJI</b> FR • GUARD	<b>1 LAWSON</b> R-JR • FORWARD
MIN 31.9	MIN 25.8	MIN 33.6	MIN 22.5	MIN 32.4
PPG 11.1	PPG 8.1	PPG 14.5	PPG 8.8	PPG 19.5
FG% 48.8%	FG% 40.0%	FG% 47.7%	FG% 54.3%	FG% 51.3%
3FG% 42.2%	3FG% 33.3%	3FG% 46.1%	3FG% 36.4%	REB 10.9
AST 3.4	AST 1.8	REB 4.0	REB 4.8	BLK 1.2

## NUMERICAL ROSTER

NO.	NAME	POS.	HT.	WT.	YR.	EXP.	HOMETOWN / HIGH SCHOOL / PREVIOUS SCHOOL
0	Marcus Garrett	G	6-5	195	So.	1L	Dallas, Texas / Skyline HS
1	Dedric Lawson	F	6-9	235	RS-Jr.	TR	Memphis, Tenn. / Hamilton HS / Memphis
2	Charlie Moore	G	5-11	180	RS-So.	TR	Chicago, Ill. / Morgan Park HS / California
5	Quentin Grimes	G	6-5	210	Fr.	HS	The Woodlands, Texas / College Park HS
10	Elijah Elliott	G	6-3	185	Fr.	HS	Southlake, Texas / Carroll Senior HS
11	Devon Dotson	G	6-2	185	Fr.	HS	Charlotte, N.C. / Providence Day School
12	Chris Teahan	G	6-4	195	So.	1L	Leawood, Kan. / Rockhurst HS
13	K.J. Lawson	G	6-8	210	RS-So.	TR	Memphis, Tenn. / Hamilton HS / Memphis
20	Garrett Luinstra	G	6-2	155	Fr.	HS	Lawrence, Kan. / Lawrence Free State HS
22	Silvio De Sousa	F	6-9	245	So.	1L	Luanda, Angola / IMG Academy [Fla.]
24	Lagerald Vick	G	6-5	190	Sr.	3L	Memphis, Tenn. / Douglass HS
30	Ochai Agbaji	G	6-5	210	Fr.	HS	Kansas City, Mo. / Oak Park HS
33	David McCormack	F	6-10	265	Fr.	HS	Norfolk, Va. / Oak Hill Academy
35	Udoka Azubuike	C	7-0	270	Jr.	2L	Delta, Nigeria / Potter's House Christian Academy [Fla.]
44	Mitch Lightfoot	F	6-8	225	Jr.	2L	Gilbert, Ariz. / Gilbert Christian HS

## COACHING STAFF

NAME	POSITION // YEAR AT KU	ALMA MATER // YEAR
Bill Self	Head Coach // 16th	Oklahoma State // 1985
Kurtis Townsend	Assistant Coach // 15th	Western Kentucky // 1982
Norm Roberts	Assistant Coach // 8th	Queens College // 1987
Jerrance Howard	Assistant Coach // 6th	Illinois // 2004
Brennan Bechard	Dir. of Operations // 8th	Kansas // 2009
Fred Quartlebaum	Dir. of S-A Development // 5th	Fordham // 1989
Jeremy Case	Video Coordinator // 4th	Kansas // 2005

## PRONUNCIATIONS

Udoka Azubuike.....you-DOE-kuh az-uh-BOO-kee  
 Silvio De Sousa.....deh-SOE-suh  
 Devon Dotson.....DEH-vawn  
 Dedric Lawson.....DEE-drik  
 Garrett Luinstra.....loo-IN-struh  
 Ochai Agbaji.....OCH-eye uh-BAH-gée

## RADIO/TV ROSTER



**0** **MARCUS GARRETT**  
So. · G · 6-5 · 195  
Dallas, Texas




**1** **DEDRIC LAWSON**  
R-Jr. · F · 6-9 · 235  
Memphis, Tenn.



**2** **CHARLIE MOORE**  
R-So. · G · 5-11 · 180  
Chicago, Ill.



**5** **QUENTIN GRIMES**  
Fr. · G · 6-5 · 210  
The Woodlands, Texas



**10** **ELIJAH ELLIOTT**  
Fr. · G · 6-3 · 185  
Southlake, Texas



**11** **DEVON DOTSON**  
Fr. · G · 6-2 · 185  
Charlotte, N.C.



**12** **CHRIS TEAHAN**  
So. · G · 6-4 · 195  
Leawood, Kan.



**13** **K.J. LAWSON**  
R-So. · G · 6-8 · 210  
Memphis, Tenn.



**20** **GARRETT LUINSTRA**  
Fr. · G · 6-2 · 155  
Lawrence, Kan.



**22** **SILVIO DE SOUSA**  
So. · F · 6-9 · 245  
Luanda, Angola



**24** **LAGERALD VICK**  
Sr. · G · 6-5 · 190  
Memphis, Tenn.



**30** **OCHAI AGBAJI**  
Fr. · G · 6-5 · 210  
Kansas City, Mo.



**33** **DAVID MCCORMACK**  
Fr. · F · 6-10 · 265  
Norfolk, Va.



**35** **UDOKA AZUBUIKE**  
Jr. · C · 7-0 · 270  
Delta, Nigeria



**44** **MITCH LIGHTFOOT**  
Jr. · F · 6-8 · 225  
Gilbert, Ariz.



**BILL SELF**  
Head Coach  
16th Season



**KURTIS TOWNSEND**  
Assistant Coach  
15th Season



**NORM ROBERTS**  
Assistant Coach  
Eighth Season



**JERRANCE HOWARD**  
Assistant Coach  
Sixth Season



**BRENNAN BECHARD**  
Director of Operations  
Eighth Season



**FRED QUARTLEBAUM**  
Dir. of S-A Development  
Fifth Season

## KANSAS STATE WILDCATS

NO.	NAME	POS.	HT.	WT.	CL.	HOMETOWN (PREVIOUS SCHOOL)
00	Mike McGuire	G.	6-2	195	So.	Ellington, Conn. (East Catholic)
1	Shaun Neal-Williams	G.	6-3	170	Fr.	St. Louis, Mo. (Hazelwood Central)
2	Cartier Diarra	G.	6-4	190	So.	Florence, S.C. (West Florence)
3	Kamau Stokes	G.	6-0	170	Sr.	Baltimore, Md. (City College/Fork Union Military Academy)
5	Barry Brown Jr.	G.	6-3	195	Sr.	St. Petersburg, Fla. (Gibbs)
14	Makol Mawien	F.	6-9	245	Jr.	West Valley City, Utah (Granger/New Mexico Junior College)
20	Xavier Sneed	F.	6-5	220	Jr.	St. Louis, Mo. (Hazelwood Central)
21	James Love III	F.	6-11	240	So.	Fort Lauderdale, Fla. (American Heritage)
23	Austin Trice	F.	6-7	235	Jr.	Chicago, Ill. (Hale Franciscan/Wabash Valley College)
24	Pierson McAtee	F.	6-6	200	Jr.	Manhattan, Kan. (Manhattan)
32	Dean Wade	F.	6-10	228	Sr.	St. John, Kan. (St. John)
34	Levi Stockard III	F.	6-8	240	So.	St. Louis, Mo. (Vashon)
35	Patrick Muldoon	F.	6-7	210	Jr.	Basehor, Kan. (Basehor-Linwood/Eastern Illinois)
45	Nigel Shadd	F.	6-9	250	Fr.	Mesa, Ariz. (Tri-City Christian Academy)

**Head Coach:** Bruce Weber (Wisconsin-Milwaukee '78)

**Associate Head Coach:** Chris Lowery **Assistant Coaches:** Chester Frazier, Brad Kom

## ABOUT KANSAS

No. 13/14 Kansas is 17-5 overall and 6-3 in Big 12 play after its 79-63 win against Texas Tech on Feb. 2. In all games, Kansas ranks in the top three in the Big 12 in scoring offense (second at 76.8), field goal percentage (second at 47.2), field goal percentage defense (third at 40.2), 3-point field goal percentage (third at 36.2) and steals (third at 7.2). KU has a +6.8 scoring margin and a +1.1 rebound margin. KU also averages 7.2 3-pointers made, 13.0 assists and 3.6 blocked shots per game.

After his 25 points and 10 rebounds against Texas Tech (2/2), redshirt-junior F Detric Lawson has four double-doubles in his last five games. A Wooden Award Midseason nominee, he has seven double-doubles in his last 10 games and a Big 12-leading 15 for the season, which is tied for second nationally. Detric Lawson, a *Sporting News* Midseason All-America First Team selection, has scored 20 or more points in 12 games this season, including three of the last four contests. He leads the Big 12 in scoring at 19.5 ppg and in rebounding at 10.9 rpg. He is the only player in the league averaging a double-double. A three-time Big 12 Player of the Week (11/12, 11/26, 12/26) and four-time league newcomer of the week (12/3, 12/17, 1/14, 1/28), Lawson leads KU with 26 blocked shots and his 1.2 blocks per game are fifth in the conference.

## NCAA DI DOUBLE-DOUBLE LEADERS

RNK	PLAYER (SCHOOL)	GAMES	DOUBLE-DOUBLES
1	Devontae Cacok (UNC-Willington)	24	18
2	<b>Detric Lawson (Kansas)</b>	<b>22</b>	<b>15</b>
t3	Mike Daum (South Dakota St.)	24	14
t3	Bruno Fernando (Maryland)	23	14

*Through games played on Feb. 2, 2019*

Against Texas Tech (2/2), senior G Lagerald Vick was 3-for-4 from 3-point range in scoring 13 points. Vick is second in the Big 12 in 3-point field goals made at 3.0 and second in 3-point field goal percentage at 46.1. He is averaging 14.5 points per game which is ninth in the Big 12. He scored his 1,000th-career point at Baylor (1/2). Vick's 47.7 field goal percentage is 13th in the conference.

Freshman G Devon Dotson scored a career-high 20 points versus Texas Tech (2/2), which included a 3-for-5 effort from 3-point range. Dotson has 20 assists in his last four games, including a career-high eight assists and no turnovers against Iowa State (1/21). Dotson ranks seventh in the Big 12 in assists at 3.4, eighth in assist-to-turnover ratio at 1.5 and tied for seventh in steals at 1.5. Dotson averages 11.1 points and 3.4 rebounds per game. He has led KU in assists three of the last four games and five of the last seven contests. Freshman G Quentin Grimes is second on the team with 28 3-pointers made this season and has made six treys in his last three games. Grimes averages 8.1 points and 2.3 rebounds per contest and has 40 assists for the season.

Sophomore G Marcus Garrett missed the Texas Tech (2/2) game due to a sprained ankle. He has 14 steals in his last five games played and ranks second in the Big 12 with 1.8 steals per contest.

He has 10 games with multiple steals in 2018-19. Garrett has started his last eight games played and 13 for the season. He averages 7.2 points and 3.6 rebounds per game and has 47 assists.

Freshman G Ochai Agbaji pulled his redshirt prior to the TCU game (1/9) and is coming off his first career double-double with 10 points and 10 rebounds against Texas Tech (2/2). The Tech performance came after his first-career start at Texas (1/29), where he posted career highs in points with 24 on 8-of-10 shooting. In just eight games, Agbaji is averaging 22.5 minutes, 8.8 points, 4.8 rebounds and is shooting 54.3 percent from the floor.

Other KU regulars include redshirt-sophomore G Charlie Moore (3.0 ppg, 12 3-pointers), redshirt-sophomore G K.J. Lawson (2.5 ppg), freshman F David McCormack (1.9 ppg, 2.1 rpg) and junior F Mitch Lightfoot (1.5 ppg, 2.0 rpg). Moore had a season-high six assists against Texas Tech (2/2). Lightfoot leads KU with five charges taken this season.

## ABOUT KANSAS STATE

Located in Manhattan, Kansas, with an enrollment of 22,221, Kansas State is 16-5 overall and 6-2 in Big 12 play after its 75-57 win at Oklahoma State (2/2). The Wildcats have won six-straight conference games. K-State is coached by Bruce Weber who is 141-85 in his seventh season at KSU and 454-240 in his 21st season overall.

Kansas State leads the Big 12 in steals at 7.5 per game, defensive rebound percentage at 77.8 and is tied for the league lead in rebound defense at 31.6 with Baylor. The Wildcats also rank in the top three in the conference in scoring defense (second at 58.7), 3-point field goal percentage defense (third at 31.6), turnover margin (second at +3.0) and assist-to-turnover ratio (third at 1.1). KSU has a 65.1 scoring average with a +6.4 scoring margin. The Wildcats also have a +3.3 rebound margin and average 6.6 3-point field goals, 13.7 assists and 2.1 blocked shots per game.

Senior G Barry Brown Jr. leads Kansas State in scoring at 15.3 points per game which is sixth in the Big 12. Brown leads the conference in steals at 2.0 and minutes played at 34.0 per contest. A preseason all-conference selection, Brown's 53 assists are second most on the team and he has made 27 3-pointers. Preseason Big 12 Player of the Year Dean Wade is next in scoring at 14.3 points and he leads the team with 6.6 rebounds per contest in 15 games played. The senior forward has 41 assists and has made 14 3-pointers this season. Senior G Kamau Stokes is sixth in the Big 12 in assists at 3.5 dimes per game. He averages 9.9 points per game and has made a team-high 36 3-pointers in 2018-19. Junior F Xavier Sneed scores 9.6 points per game and he is second on the team with a 5.6 rebound average. He is also second among the Wildcats with 28 3-pointers made. Junior F Makol Mawien (6.6 ppg, 4.3 rpg) rounds out the K-State starters. Mawien leads the team with 12 blocked shots.

Other Kansas State regulars include sophomore G Cartier Diarra (5.9 ppg, 3.3 rpg, 18 steals, seven starts), sophomore G Mike McGuire (3.3 ppg, 17 steals, two starts) and sophomore F Levi Stockard III (1.6 ppg).

## 2018-19 QUICK FACTS

## GENERAL INFORMATION

Location	Lawrence, Kan.
Enrollment	28,510
Founded	1866
Nickname	Jayhawks
School Colors	Crimson (Pantone 186) and Blue (Pantone 293)
Conference	Big 12
Chancellor	Douglas A. Girod
Athletics Director	Jeff Long
Deputy Athletics Director (MBB)	Sean Lester
Athletics Website	www.KUAthletics.com
Ticket Office Phone	1.800.34.HAWKS (42957)

## HISTORY

Seasons of Basketball	120th
First Season	1889-90
All-Time Record (Win %)	2,265-854 (.726)
Conference Regular-Season Titles (last)	61 (2018)
Conference Postseason Tourn. Titles (last)	15 (2018)
NCAA Tournament Appearances (last)	47 (2018)
NCAA Tournament Record	107-46
Consecutive NCAA Appearances	29 (1990-pres.)
NCAA Final Four Appearances (last)	15 (2018)
NIT Appearances (last)	2 (1969)

## ALLEN FIELDHOUSE

Year Opened (Seasons)	1955 (64th season)
Capacity	16,300
Consecutive Sellouts	287 games (Since 2001-02)
All-Time Record (Win %)	784-113 (.874)
Record under Bill Self (Win %)	246-13 (.950)

## COACHING STAFF

Head Coach	Bill Self (Oklahoma State, '85)
Record at KU	464-101 (16th season)
Overall Record	671-206 (26th season)
Assistant Coach	Kurtis Townsend (W. Kentucky, '82)
	15th season
Assistant Coach	Norm Roberts (Queens College, '87)
	Eighth season
Assistant Coach	Jerrance Howard (Illinois, '04)
	Sixth season

## 2017-18 REVIEW

Overall Record	31-8 (.795)
Big 12 Record (Finish)	13-5 (1st)
Home Record	14-4 (14-3 in AFH)
Road Record	7-3
Neutral Record	10-1
Big 12 Championship	No. 1 Seed / Champion vs. WVU - W, 81-70
NCAA Tournament	No. 1 Seed / Final Four vs. Villanova - L, 79-95
Associated Press Poll Ranking (final)	4
USA TODAY Coaches' Poll Ranking (final)	3

## 2018-19 TEAM INFORMATION

Letterwinners Returning / Lost	6 / 6
Starters Returning / Lost	2 / 3
Newcomers	9
Fr / So / Jr / Sr	5 / 5 / 3 / 1

## COMMUNICATIONS

Chris Theisen	Assistant AD Communications (MBB)
Phone	785.331.9356
Email	theisen@ku.edu
Brad Gilbert	Asst. Communications Director (MBB)
Phone	785.424.4008
Email	rbgilbert@ku.edu
Mailing Address	Kansas Athletics Communications
	1651 Naismith Drive, Parrott 1400
	Lawrence, KS 66045-4069
Main Office Phone	785.864.3417
Twitter/Instagram	@KUHoops
Facebook	/KansasBasketball
Hashtags	#KUball #RockChalk #PayHeed

## 2018-19 MEDIA INFORMATION

### Weekly Press Conference

Bill Self will conduct press conferences throughout the season. Media members should contact the communications office for accurate dates and times. Video of the press conference will stream live on *ESPN+*. Remaining schedule: February 14, 21, 28; March 7, 11, 17.

### Big 12 Teleconference

The Big 12 Conference conducts weekly interviews with every league head coach throughout the season. Bill Self's scheduled time is from 10:00-10:08 a.m. each week. Contact the Big 12 office for the appropriate phone number and for the entire lineup of coaches' times. Schedule: February 7, 14, 21, 28; March 11.

### Hawk Talk Radio Show

Hawk Talk, Bill Self's radio show, airs week during the season from 6-7 p.m. on most Jayhawk Radio IMG Network stations. March 11 is the final show of the season. Hawk Talk will originate from the Johnny's Tavern West in Lawrence. Remaining Schedule: February 7, 12, 19, 26; March 6, 11.

### Credentials

Please apply at [KUAthletics.com/media](http://KUAthletics.com/media)

## JAYHAWK IMG RADIO NETWORK AFFILIATES

Abilene/Salina	KDJM-101.7 FM
Coffeyville	KGGF-104.1 FM
Concordia	KNCK-94.9 FM
Dodge City	KGNO-1370 AM
Emporia	KVOE-1400 AM
Fort Scott	KMDO-1400 AM
Fort Scott	KOMB-103.9 FM
Garden City	KBUF-1030 AM
Glen Elder	KZDY-96.3 FM
Goodland/Colby	KWGB-97.9 FM
Great Bend/Larned	KBGL-106.9 FM
Hays	KAYS-1400 AM
Hutchinson	KSKU-94.7 FM
Iola	KIOL-1370 AM
Kansas City	KCTE-1510 AM
Kansas City	KCTE-99.3 FM
Kansas City	WHB-810 AM
Lawrence (Flagship)	KLWN-1320 AM
Lawrence (Flagship)	KKSW-105.9 FM
Liberal	KSCB-1270 AM
Marysville	KNDY-95.5 FM
Parsons	KLKC-1540 AM
Parsons	KLKC-93.5 FM
Phillipsburg	KKAN-1490 AM
Phillipsburg	KQMA-92.5 FM
Russell	KRSL-95.9 FM
Topeka	KMAJ-1440 AM
Topeka	KWIC 99.3 FM
Wellington	KLEY-100.3 FM
Wichita	KFH-1240 AM
Wichita	KFH-97.5 FM

## ASSOCIATED PRESS (AP)

FEBRUARY 4, 2019

RANK	SCHOOL (FIRST PLACE VOTES)	RECORD	POINTS
1	Tennessee (48)	20-1	1,579
2	Duke (12)	19-2	1,532
3	Virginia (4)	20-1	1,478
4	Gonzaga	21-2	1,423
5	Kentucky	18-3	1,310
6	Nevada	21-1	1,228
7	Michigan	20-2	1,217
8	North Carolina	17-4	1,167
9	Michigan State	18-4	1,051
10	Marquette	19-3	1,029
11	Virginia Tech	18-3	948
12	Houston	21-1	838
13	KANSAS	17-5	809
14	Villanova	18-4	801
15	Purdue	16-6	697
16	Louisville	16-6	561
17	Iowa State	17-5	545
18	Texas Tech	17-5	482
19	Wisconsin	16-6	462
20	Iowa	17-5	242
21	LSU	17-4	205
22	Florida State	16-5	180
23	Buffalo	19-3	153
24	Maryland	17-6	144
25	Cincinnati	19-3	142

OTHERS RECEIVING VOTES: Washington 135, Mississippi State 133, Auburn 128, Kansas State 114, Baylor 44, Wofford 15, Lipscomb 5, Syracuse 3

## USA TODAY (COACHES)

FEBRUARY 4, 2019

RANK	SCHOOL (FIRST PLACE VOTES)	RECORD	POINTS
1	Tennessee	20-1	800
2	Duke	19-2	755
3	Virginia	20-1	734
4	Gonzaga	21-2	717
5	Kentucky	18-3	652
6	Nevada	21-1	607
7	Michigan	20-2	581
8	North Carolina	17-4	563
9	Marquette	19-3	546
10	Virginia Tech	18-3	492
11	Michigan State	18-4	463
12	Houston	21-1	439
13	Villanova	18-4	435
14	KANSAS	17-5	404
15	Purdue	16-6	322
16	Iowa State	17-5	279
17	Louisville	16-6	240
18	Texas Tech	17-5	238
19	Wisconsin	16-6	185
20	Iowa	17-5	158
21	Mississippi State	16-5	106
22	LSU	17-4	97
23	Cincinnati	19-3	89
24	Florida State	16-5	85
25	Buffalo	19-3	76

OTHERS RECEIVING VOTES: Kansas State 70, Baylor 55, Washington 54, Maryland 53, Auburn 50, Furman 12, North Carolina State 9, Mississippi 7, Arizona State 7, North Texas 7, Hofstra 6, Wofford 6, Texas 1

## WEEK-BY-WEEK RANKINGS

WEEK	AP	COACHES	NCAA NET
Preseason	1 (37)	1 (14)	-
Nov. 12	2 (14)	-	-
Nov. 19	2 (7)	2	-
Nov. 26	2 (31)	2 (15)	11
Dec. 3	2 (19)	2 (10)	14
Dec. 10	1 (57)	1 (26)	6
Dec. 17	1 (56)	1 (27)	5
Dec. 24	5 (4)	5 (2)	16
Dec. 31	5 (4)	6	15
Jan. 7	7	9	16
Jan. 14	7	8	12
Jan. 21	9	10	19
Jan. 28	11	12	16
Feb. 4	13	14	17
Feb. 11			
Feb. 18			
Feb. 25			
March 4			
March 11			

( ) - First place votes in parenthesis

## RANKINGS BREAKDOWN

	AP	COACHES
Weeks in Top 25	764 (279)	536 (292)
Weeks in Top 10	552 (210)	426 (223)
Weeks in Top 5	336 (130)	288 (142)
Weeks at No. 1	69 (29)	61 (30)
Most Consecutive Weeks in Top 25	194* (194*)	202* (202*)
Most Consecutive Weeks at No. 1	15 (9)	15 (9)
W-L vs Top 25	228-192 (97-47)	-
Home vs Top 25	89-47 (43-6)	-
Away vs Top 25	52-75 (23-20)	-
Neutral vs Top 25	87-70 (30-21)	-
W-L vs Top 10	100-107 (40-20)	-
Home vs Top 10	34-31 (14-2)	-
Away vs Top 10	21-36 (10-6)	-
Neutral vs Top 10	45-41 (16-12)	-

( ) - Bill Self era in parenthesis

\* - Current Streak - longest active in the NCAA

## 2018-19 BIG 12 STANDINGS (AS OF 2.2.19)

Team	BIG 12							OVERALL						
	Record	Pct	Home	Away	Neutral	Streak	Record	Pct	Home	Away	Neutral	Streak		
Kansas State	6-2	.750	3-1	3-1	0-0	W6	16-5	.762	11-1	3-4	2-0	W1		
Baylor	6-2	.750	3-1	3-1	0-0	W5	15-6	.714	10-3	4-2	1-1	W6		
<b>KANSAS</b>	<b>6-3</b>	<b>.667</b>	<b>5-0</b>	<b>1-3</b>	<b>0-0</b>	<b>W1</b>	<b>17-5</b>	<b>.773</b>	<b>13-0</b>	<b>1-5</b>	<b>3-0</b>	<b>W1</b>		
Iowa State	6-3	.667	4-1	2-2	0-0	W2	17-5	.773	11-1	4-3	2-1	W3		
Texas Tech	5-4	.556	3-1	2-3	0-0	L1	17-5	.773	12-1	2-3	3-1	L1		
Texas	4-5	.444	3-1	1-4	0-0	L1	12-10	.545	9-4	1-5	2-1	L1		
TCU	3-5	.375	3-0	0-5	0-0	L2	15-6	.714	10-1	2-5	3-0	L2		
Oklahoma	3-6	.333	2-2	1-4	0-0	L2	15-7	.682	8-2	4-4	3-1	L2		
Oklahoma State	2-6	.250	1-4	1-2	0-0	L4	9-12	.429	6-5	1-5	2-2	L1		
West Virginia	2-7	.222	2-3	0-4	0-0	W1	10-12	.455	8-4	0-5	2-3	W1		

## THE SERIES

Kansas leads the overall series with Kansas State, 196-93, and has won the last eight matchups. Since Feb. 12, 1994, Kansas has won 57 of the last 62 meetings with K-State. This series started in 1907 and Kansas is 78-47 against Kansas State in games played in Manhattan, including a 26-4 record in Bramlage Coliseum. Beginning in 1984, Kansas is 32-3 versus K-State in Manhattan, yet the Wildcats have won two of the past five meetings in the Little Apple dating back to 2014.

Since the inception of the Big 12 Conference, KU is 49-5 against KSU (39-5 in regular-season battles and 10-0 in the Big 12 Championship). Kansas head coach Bill Self is 32-5 all-time against K-State, including 31-5 while at KU. Bruce Weber is 2-14 against Kansas, all while at KSU. Expect a close game as three of the last five battles have been decided by three points or less and seven of the last 11 matchups have been single-digit outcomes.

## MOST ALL-TIME VICTORIES OVER ONE OPPONENT IN NCAA DI HISTORY

W-L RECORD	TEAM	OPPONENT	YEARS OF SERIES
<b>196-93</b>	<b>KANSAS</b>	<b>Kansas State</b>	<b>1907-2018</b>
190-115	Washington	Oregon	1904-2019
188-159	Oregon State	Oregon	1903-2019
184-104	Washington	Washington St.	1910-2019
<b>182-64</b>	<b>KANSAS</b>	<b>Iowa State</b>	<b>1908-2019</b>
173-124	Oregon State	Washington St.	1907-2019
<b>172-95</b>	<b>KANSAS</b>	<b>Missouri</b>	<b>1907-2012</b>
<b>172-71</b>	<b>KANSAS</b>	<b>Nebraska</b>	<b>1900-2018</b>

## A KANSAS WIN WOULD...

Make Kansas 18-5 and 7-3 in Big 12 play for the second-straight season and 7-3 or better for the 16th time in head coach Bill Self's 16 seasons at KU ... Make Kansas 2-5 in true road games this season and 6-5 in games not played in Allen Fieldhouse in 2018-19 ... Give Kansas its ninth-straight win against Kansas State ... Make the Kansas-Kansas State series 197-93 in favor of the Jayhawks and give Kansas 58 wins in the last 63 meetings ... Make the KU-KSU series 79-47 in favor of KU in games played in Manhattan, including 27-4 in Bramlage Coliseum ... Make Self 465-101 while at Kansas, 672-206 overall and 33-5 all-time versus Kansas State (32-5 while at KU) ... Make Kansas 2,266-854 all-time.

## A KANSAS LOSS WOULD...

Make Kansas 17-6 and 6-4 in conference play for the first time since the 1993-94 season when KU was also 6-4 in Big Eight play ... Make Kansas 1-6 in true road games this season and 5-6 in games not played in Allen Fieldhouse ... End a Kansas eight-game winning streak against Kansas State ... Make the KU-KSU series 196-94 in favor of the Jayhawks, including a 78-48 record in meetings in Manhattan and 26-5 in Bramlage Coliseum ... Make Bill Self 464-102 while at Kansas, 671-207 overall and 32-6 all-time versus Kansas State (31-6 while at KU) ... Make Kansas 2,265-855 all-time.

## LAST TIME OUT

A season-high 13 3-pointers and an impressive defensive effort helped the No. 11/12 Kansas Jayhawks top No. 16/15 Texas Tech, 79-63, Feb. 2 at Allen Fieldhouse.

KU connected on nine 3-pointers in the opening frame, with three each coming off the hands of Vick and Lawson. KU stormed out to an early 10-2 lead, fueled by back-to-back triples from Vick and freshman Ochai Agbaji, just over four minutes into the game.

Another 3-pointer, this time from freshman Quentin Grimes at the 2:36 mark, ignited a strong KU finish to the half. The Jayhawks outscored the Red Raiders 10-2 to help them head into the locker room with a 46-26 lead, TTU's largest halftime deficit of the season.

Dedric Lawson and Dotson scored 17 of the Jayhawks' final 20 points, all within the final 10 minutes of the game. Dotson's 3-pointer with 3:51 to play in the game got the Jayhawks' lead to 79-55, where they coasted to the 79-63 final score.

Dedric Lawson led the Jayhawks in scoring for the 10th time this season, scoring 25 points and pulling down 10 rebounds to tally his 15th double-double of 2018-19. Dotson surpassed the 20-point plateau for the first time in his young KU career, with 16 of those points coming in the second half. Vick scored in double-figures for the eighth-straight game via his 13-point effort, while Agbaji added the first double-double of his career, posting 10 points along with 10 rebounds.

## TEXAS TECH LEFTOVERS &amp; NOTABLES

- The win was Kansas' 16th-straight win in Allen Fieldhouse, including 12-0 this season.
- The game marked the ninth time this season KU has had four players in double figures.
- Kansas improved to 89-12 following a loss in the Bill Self era, including 4-1 this season.
- KU's 13 3-pointers were a season high. The 13 triples were the most in a conference game since they drained 14 against Iowa State on Jan. 9, 2018.
- The Jayhawks' 46 first-half points were their most in a half in conference play this season.
- In last season's meeting on James Naismith Court, Texas Tech led wire-to-wire. Saturday, the Jayhawks returned the favor with zero ties and zero lead changes. It marked the second time Kansas had not been tied or trailed in a game (South Dakota, Dec. 18). Last time Kansas did not trail a league opponent was Oklahoma last season at home on Feb. 19, 2018.
- Kansas' nine first half threes were the most in a half this season. It was the most the Jayhawks have hit in a half since the Big 12 Championship final last season against West Virginia with nine in the second half (March 10, 2018).
- Kansas' 46 first-half points were the most allowed in a half by the Red Raiders this season.
- Dedric Lawson's 25 points and 10 rebounds marked his 15th double-double of the season (leads the Big 12).
- Freshman G Ochai Agbaji recorded his first double-double in a Kansas uniform (10 points, 10 rebounds).



NCAA TOP-150



BIG 12 TOP-10

## STATISTIC RANKINGS

(as of 2.2.2019)

	STAT	NCAA	BIG 12
W-L%	.773	35th	1st
SCORING	76.8	93rd	2nd
SCORING DEFENSE	70.0	139th	8th
SCORING MARGIN	+6.8	78th	5th
REBOUNDING	37.6	82nd	4th
REBOUNDING DEF.	36.5	-	9th
REBOUNDING MARGIN	+1.1	-	8th
ASSISTS	13.8	-	4th
ASSIST-TO RATIO	1.06	137th	6th
TURNOVER MARGIN	+1.0	129th	5th
STEALS	7.2	89th	3rd
BLOCKED SHOTS	3.6	131st	8th
FG %	47.2	53rd	2nd
FG % DEF.	40.2	27th	3rd
3FG MADE	7.2	-	7th
3FG%	36.2	85th	3rd
3FG% DEF.	32.9	124th	6th
FT%	67.7	-	7th

## INDIVIDUAL (ALL GAMES)

## SCORING

Dedric Lawson	19.5	55th	1st
Lagerald Vick	14.5	-	9th

## FIELD GOAL PERCENTAGE (MIN. 5 MADE PER GAME)

Dedric Lawson	51.3	98th	1st
Lagerald Vick	47.7	-	6th

## FREE THROWS MADE

Dedric Lawson	100	65th	1st
---------------	-----	------	-----

## FREE THROWS ATTEMPTED

Dedric Lawson	131	67th	1st
---------------	-----	------	-----

## FREE THROW PERCENTAGE

Devon Dotson	77.6	-	6th
--------------	------	---	-----

## 3-POINT FIELD GOALS MADE PER GAME

Lagerald Vick	3.0	51st	2nd
---------------	-----	------	-----

## 3-PT FIELD GOAL PERCENTAGE (MIN. 2.5 MADE PER GAME)

Lagerald Vick	46.1	13th	1st
---------------	------	------	-----

## REBOUNDING

Dedric Lawson	10.9	11th	1st
---------------	------	------	-----

## DEFENSIVE REBOUNDS

Dedric Lawson	7.8	14th	1st
---------------	-----	------	-----

## OFFENSIVE REBOUNDS

Dedric Lawson	3.1	37th	3rd
---------------	-----	------	-----

## STEALS

Marcus Garrett	1.8	89th	2nd
----------------	-----	------	-----

Devon Dotson	1.5	-	7th
--------------	-----	---	-----

## DOUBLE-DOUBLES

Dedric Lawson	15	2nd	1st
---------------	----	-----	-----

## MINUTES

Lagerald Vick	33.6	-	5th
---------------	------	---	-----

## 2018-19 ACCOLADES

### TEAM

NIT Season Tip-Off Champion  
Preseason No. 1 in Associated Press Poll  
Preseason No. 1 in *USA TODAY* Coaches' Poll  
Preseason No. 1 in Big 12 Conference Coaches' Poll

### OCHAI AGBAJI

Big 12 Newcomer of the Week (2.4.19)

### UDOKA AZUBUIKE

Kareem Abdul-Jabbar Center of the Year Award Candidate (1 of 20)  
Preseason All-Big 12 Honorable Mention

### DEVON DOTSON

Big 12 Newcomer of the Week (12.31.18)  
Bob Cousy Point Guard of the Year Award Candidate (1 of 20)

### QUENTIN GRIMES

Big 12 Newcomer of the Week (11.12.18)  
Wooden Award Preseason Watch List (1 of 50)  
Naismith Trophy Watch List (1 of 50)  
Jerry West Shooting Guard of the Year Candidate (1 of 20)  
Preseason Big 12 Freshman of the Year  
Preseason All-Big 12 Honorable Mention

### DEDRIC LAWSON

co-Big 12 Newcomer of the Week (1.28.19)  
*Sporting News* Midseason First Team All-American (1.15.19)  
Big 12 Newcomer of the Week (1.14.19)  
Wooden Award Midseason Watch List (1 of 25)  
Big 12 Player of the Week (12.26.18)  
Oscar Robertson Trophy Midseason Watch List (12.21.18)  
Big 12 Newcomer of the Week (12.17.18)  
Big 12 Newcomer of the Week (12.3.18)  
Big 12 Player of the Week (11.26.18)  
NIT Season Tip-Off MVP & All-Tournament Team  
Big 12 Player of the Week (11.12.18)  
Wooden Award Preseason Watch List (1 of 50)  
NABC Player of the Year candidate (1 of 20)  
Naismith Trophy Watch List (1 of 50)  
Preseason Associated Press All-America  
Karl Malone Power Forward of the Year Award Candidate (1 of 20)  
Preseason All-Big 12 First Team

### LAGERALD VICK

Big 12 Player of the Week (12.3.18)  
NIT Season Tip-Off All-Tournament Team  
Big 12 Player of the Week (11.19.18)

### CHECKING IN AT THE MIDWAY POINT OF BIG 12 PLAY

With the first half of the Big 12 race in the rearview mirror, Kansas finds itself in a tie for second place in the league standings, a half game behind Kansas State and Baylor.

During the Jayhawks' streak of 14-consecutive league titles, KU has not been leading the conference standings at the halfway point of the Big 12 season in four of those years. Each of those occurrences, Kansas went on to claim the league championship, with three of those titles won outright.

### KANSAS AT THE MIDWAY POINT OF BIG 12 PLAY WHEN NOT FIRST IN THE STANDINGS (SINCE 04-05)

SEASON	HALFWAY (STANDING)	FINAL (STANDING)
2005-06	6-2 (2nd)	13-3 (t-1st)
2006-07	6-2 (t-2nd)	14-2 (1st)
2010-11	7-1 (2nd)	14-2 (1st)
2015-16	6-3 (t2nd)	15-3 (1st)
<b>2018-19</b>	<b>6-3 (t2nd)</b>	<b>?-? (?)</b>

### AGBAJI NAMED BIG 12 NEWCOMER OF THE WEEK

Kansas freshman Ochai Agbaji (OCH-eye, uh-BAH-gee) averaged 17.0 point and 8.5 rebounds in his first two career starts and has been named the Big 12 Newcomer of the Week in a vote by a media panel which covers the league, the conference announced Monday.

Agbaji pulled his redshirt prior to the TCU game (1/9) and is coming off his first double-double with 10 points and 10 rebounds in Kansas' 79-63 win against No. 16 Texas Tech (2/2). The Texas Tech performance came after his first career start at Texas (1/29), where the Kansas City, Missouri, guard posted a career-high 24 points on 8-of-10 shooting with seven rebounds and two steals. In just eight games, Agbaji is averaging 22.5 minutes, 8.8 points, 4.8 rebounds and is shooting 54.3 percent from the floor.

Agbaji becomes the fourth different Jayhawk to be named Big 12 Newcomer of the Week this season, a feat claimed seven times in 2018-19 for Kansas. Redshirt-junior forward Dedric Lawson has been the league newcomer of the week four times (12/3, 12/17, 1/14, 1/28), while Quentin Grimes was named Nov. 12 and Devon Dotson Dec. 31. Including KU's five Big 12 Player of the Week honors this season, the Jayhawks have amassed 12 league weekly accolades in 2018-19, which is more than any other league team. The program record for Big 12 weekly awards is 13 earned during the 2016-17 campaign.

### BEST AT BOUNCING BACK

Despite two-straight setbacks in their last two games, KU still remains one of the best programs in the nation at rebounding after a loss over the last 16 seasons. The Jayhawks have a winning percentage of over 88 percent in games after a loss under Bill Self, which is the best in the nation since 2003-04.

Kansas is 89-12 following a loss in the Self era, which includes a 4-1 mark this season. Since 2013-14, the Jayhawks are 39-4 following a loss. Under Self, KU has lost two or more consecutive games on just eight occasions and only five times since 2006-07.

### BEST RECORDS IN GAMES FOLLOWING A LOSS (SINCE 2003-04)

RNK	TEAM	WINS	LOSSES	WIN%
1	<b>KANSAS</b>	<b>89</b>	<b>12</b>	<b>88.1</b>
2	Gonzaga	75	16	82.4
3	Duke	86	20	81.1
4	North Carolina	104	26	80.0
5	Memphis	113	32	77.9

### DOUBLE-DOUBLE MACHINE

After his 25 points and 10 rebounds against Texas Tech (2/2), redshirt-junior F Dedric Lawson leads the Big 12 with 15 double-doubles this season, including three of his last four contests and seven in his last 10 outings. Lawson entered the 2018-19 season with 36 double-doubles in his two seasons at Memphis. He had 17 as a freshman in 2015-16 and 19 as a sophomore in 2016-17.

Lawson's 51 career double-doubles are fourth on the NCAA Division I active list. Lawson is the only non-senior on the NCAA Division I top-10 list.

Lawson is also already making his impact on the Kansas single-season double-double chart. His 15 DDs are just one shy from entering the school's top-10 list of single-season double-doubles. Thomas Robinson holds the record with 27 DDs in the 2011-12 season.

### ACTIVE NCAA DI CAREER DOUBLE-DOUBLE LEADERS

RNK	PLAYER (TEAM)	GMS	DOUBLE-DOUBLES
1	James Thompson VI (E. Mich.)	122	68
2	Jordan Murphy (Minnesota)	118	59
3	Devontae Cacok (UNC-Willmington)	120	53
4	<b>Dedric Lawson (Memphis/Kansas)</b>	<b>87</b>	<b>51</b>
5	Mike Daum (South Dakota State)	128	46

*Through games played on Feb. 2, 2019*

### KANSAS IN THE NATIONAL POLLS

Kansas slid two spots in each of the latest national polls released Feb. 4. KU checked in at No. 13 in the Associated Press, and went to No. 14 in the *USA TODAY* Coaches' polls.

Kansas has been ranked in each of the last 194 AP polls dating back to Feb. 3, 2009, which is the longest active streak in NCAA Division I. The Jayhawks have also been listed in the top-25 of the Coaches' polls for 202-straight weeks, a figure which also leads the nation. The Jayhawks have not been ranked outside the top-15 in either poll since Jan. 6, 2014, a streak now measuring over five-plus seasons.

For the third time in poll history Kansas entered the season ranked No. 1 by Associated Press (AP), as the AP released its poll Oct. 22. Three days later, on Oct. 25, Kansas was once again picked No. 1 in the *USA TODAY* Coaches' Poll. KU has been slotted in the top-10 of both the final AP and Coaches' polls in all but one of the last 10 seasons.

## UP NEXT



### vs OKLAHOMA STATE

Saturday, February 9  
Lawrence, Kan.  
Allen Fieldhouse (16,300)  
11 a.m. (CT) | ESPN2

Kansas will face off against the Oklahoma State Cowboys in Lawrence on Saturday, Feb. 9, at 11 a.m. (CT) on ESPN2.

KU will look to avenge last season's regular-season sweep at the hands of the Cowboys, the first by a league opponent during the Bill Self era. The Jayhawks lead the all-time series with OSU 114-59, which includes a 62-12 edge in Lawrence and a 47-10 advantage in Allen Fieldhouse.

# THIS DAY IN KANSAS BASKETBALL HISTORY

FEBRUARY

5

**Kansas is 18-11 all-time in games on Feb. 5**

**Feb. 5, 1975:** Senior forward Roger Morningstar led all scorers with 19 points in Kansas' 72-44 victory over Nebraska in Allen Fieldhouse. Senior center Rick Suttle added 12 points, while sophomore Norm Cook and freshman Clint Johnson each posted 11. Sophomore Donnie Von Moore grabbed a career-high 12 rebounds as Kansas won its 11th-consecutive Big Eight game in Allen Fieldhouse. Kansas went on to finish the season with a 19-8 record while winning its second-straight Big Eight title with an 11-3 conference mark. The Jayhawks also won the Big Eight Holiday Tournament and advanced to the NCAA Tournament that season.

## KANSAS VS. TOP-25 TEAMS

With its win versus then-No. 16 Texas Tech (2/2), Kansas is 7-2 against top-25 teams in 2018-19. Under Bill Self, KU is now 97-47 against AP-ranked opponents. In his first 16 seasons at KU, Self's Jayhawks have collected four wins or more over top-25 ranked foes in 13 of those seasons, which includes a 42-18 record from 2014-present.

KU's record against top-10 ranked opponents is even more impressive. KU is 18-5 against foes ranked inside the top-10 of the AP poll since 2013-14, including 2-1 this season and 4-1 in 2017-18. Last season, KU's top-10 wins included Kentucky, West Virginia, Texas Tech and Duke. Since Bill Self's first season, the Jayhawks are 13-3 against AP top-10 teams inside Allen Fieldhouse, which includes KU's current streak of nine-straight home victories against top-10 foes.

## KU VS. AP TOP-25 TEAMS UNDER SELF

SEASON	RECORD	VS. TOP-10
2018-19	7-2	2-1
2017-18	8-4	4-1
2016-17	6-3	5-1
2015-16	12-4	4-1
2014-15	10-6	0-1
2013-14	7-2	3-0
2012-13	5-2	2-1
2011-12	7-5	6-4
2010-11	5-1	1-1
2009-10	8-1	2-0
2008-09	3-3	1-2
2007-08	5-2	3-0
2006-07	5-2	2-2
2005-06	3-3	1-2
2004-05	4-2	3-1
2003-04	2-5	1-2
<b>TOTAL</b>	<b>97-47</b>	<b>40-20</b>

## LAWSON'S NATIONAL ACCOLADES

Redshirt-junior F Detric Lawson was named to the 2018-19 *Sporting News* Midseason All-America First Team, the publication announced Jan. 15. Last year, 11 of the 15 players on the midseason team made on the final ballot.

## 2018-19 Sporting News Midseason All-America First Team

Rui Hachimura, Gonzaga  
**DEDRIC LAWSON, KANSAS**  
 Grant Williams, Tennessee  
 Zion Williamson, Duke  
 Cassius Winston, Michigan State

On Jan. 9, Lawson was named to the John R. Wooden Award presented by Wendy's Midseason Top 25 list by the Los Angeles Athletic Club. Kansas has had representation each of the last two seasons at the Wooden Award ceremony as Frank Mason III won the award in 2017 and Devonte' Graham was a finalist last year. Lawson is vying to become the third Jayhawk to win the honor with Mason in 2017 and Danny Manning in 1988.

## VICK COLLECTS 1,000<sup>TH</sup>-CAREER POINT

Senior G Lagerald Vick scored his 1,000th-career point at Baylor Jan. 12. Vick has averaged 9.4 ppg in his 116 outings as a Jayhawk and 12.9 ppg since the start of his junior season. He is the 61st Jayhawk and the 16th player in the Bill Self era (since 2003-04) to hit the 1,000-point plateau. His 1,093 career points are 46th on the school list. Kansas has had at least one player hit 1,000 points in nine of the last 11 years, including each of the last five seasons.

## 1,000 POINT SCORERS IN THE BILL SELF ERA

PLAYER (YEARS)	GAMES	POINTS	PPG
Sherron Collins (2007-10)	143	1,888	13.2
Frank Mason III (2014-17)	145	1,885	13.0
Keith Langford (2002-05)	136	1,812	13.3
Perry Ellis (2013-16)	144	1,798	12.5
Devonte' Graham (2015-18)	142	1,750	12.3
Wayne Simien (2002-05)	106	1,593	15.0
Tyshawn Taylor (2009-12)	146	1,580	10.8
Brandon Rush (2006-08)	109	1,477	13.6
Marcus Morris (2009-11)	109	1,371	12.6
Mario Chalmers (2006-08)	110	1,341	12.2
Wayne Selden Jr. (2014-16)	109	1,202	13.8
<b>Lagerald Vick (2016-Pres.)</b>	<b>116</b>	<b>1,093</b>	<b>9.4</b>
Aaron Miles (2002-05)	138	1,183	8.6
Svi Mykhailiuk (2015-18)	136	1,181	8.7
Cole Aldrich (2008-10)	111	1,038	9.4
Thomas Robinson (2010-12)	105	1,026	9.8

## TOP-10 TRIUMPHS

The loss at then-No. 8 Kentucky on Jan. 26, ended one of the more remarkable regular-season streaks in the nation. The Jayhawks won 13-straight regular-season games over teams ranked in the top-10 of the AP poll, which included two wins this season (92-87 vs. then-No. 10 Michigan St., 87-81 vs. then-No. 5 Tennessee). Since the 1996-97 season, no other team in the nation has strung together more than seven regular-season wins over top-10 foes. Prior to the Kentucky loss, KU's last regular-season loss to a top-10 came to then-No. 1 Kentucky in the 2014 Champions Classic (11/18/14).

Even more impressive, prior to its Champions Classic loss to the Wildcats in 2014, the Jayhawks amassed a streak of seven-straight regular-season top-10 victories. This means that Kansas is an astounding 20-2 in its last 22 regular-season contests against top-10 ranked squads. Since Bill Self took the reins of the Jayhawks in 2003, KU is 40-20 against top-10 teams, which includes postseason play.

## LONGEST REGULAR-SEASON WIN STREAKS VS. AP TOP-10 OPPONENTS (SINCE 1996-97)

SCHOOL	CONSEC. WINS	DATES
<b>KANSAS</b>	<b>13</b>	<b>1/4/16 - 1/26/19</b>
Duke	7	2/28/98 - 2/3/99
Kentucky	7	1/29/02 - 1/3/2004
Syracuse	7	11/20/09 - 12/07/10
<b>KANSAS</b>	<b>7</b>	<b>2/8/12 - 1/18/14</b>

Pay Heed, All Who Enter:  
**BEWARE OF "THE PHOG"**

## NATIONAL CHAMPIONS

1922, 1923, 1952, 1988, 2008

## BIG 12 CHAMPIONS

1997\*, 1998\*, 1999^, 2002, 2003, 2005,  
 2006\*, 2007\*, 2008\*, 2009, 2010\*, 2011\*,  
 2012, 2013\*, 2014, 2015, 2016\*, 2017, 2018\*

*Regular season titles listed  
 \* - Regular season & tournament champions  
 ^ - Tournament champions only*

- Kansas has 2,265 all-time victories, second most in NCAA Division I history (Kentucky - 2,281).
- From the 2008-09 season to the present (11 seasons) Kansas has held 365 of its 391 opponents under 50 percent shooting.
- KU has held opponents to fewer than 100 points in 578 of its last 580 games. The last team to score 100 on Kansas in a 40-minute game was Oklahoma (100-78) on Feb. 27, 1990.
- The Jayhawks have not been slotted outside the top-15 in either of the national polls (AP and Coaches') since Jan. 6, 2014. A streak which now spans over more than five seasons.
- The Jayhawks have won 20 of their last 22 regular-season games against AP top-10 teams. Under Bill Self, KU is 40-20 against top-10 opponents, a figure that includes postseason play.
- KU has won at least 12 league games for 18-straight years, which is the longest active streak in the nation.
- Kansas won its 1,000th all-time conference game with a 83-50 win against Texas Tech (2/18/12). The Jayhawks won their 300th Big 12 game vs. Oklahoma (2/19/18).
- Each KU senior class since 1986-87 has won at least 100 games. Current KU senior Lagerald Vick has been a part of 111 wins while at Kansas. Last year's fourth-year seniors Devonte' Graham and Sviatoslav Mykhailiuk amassed 121 wins.
- Entering 2018-19, Bill Self has won 25 or more games in each of his last 13 seasons as a head coach.
- Kansas is the only team in the Big 12 to have a .500 winning percentage or better series record against every conference foe.
- Kansas is first in the conference in wins with a 308-67 record in Big 12 regular-season games. Texas is next at 229-146. Including the league postseason championship, Kansas is tops at 352-78, while Texas is second at 254-168.
- KU is the only Big 12 school to have won a regular-season championship with two different coaches (Roy Williams and Bill Self).
- Under Bill Self, Kansas is 124-8 (93.9 percent) in Big 12 home games: 8-0 in 2004, 7-1 in 2005, 7-1 in 2006, 7-1 in 2007, 8-0 in 2008, 8-0 in 2009, 8-0 in 2010, 7-1 in 2011, 9-0 in 2012, 8-1 in 2013, 9-0 in 2014, 9-0 in 2015, 9-0 in 2016, 8-1 in 2017, 7-2 in 2018 and 5-0 in 2019.
- Under Bill Self, Kansas has experienced only one regular-season conference sweep by a Big 12 opponent. In 104 regular-season Big 12 home-and-home series during the Self era, Kansas has 70 sweeps, 33 splits and has been swept once.

# KU BY THE NUMBERS

14	Consecutive conference regular-season titles - 2005-06-07-08-09-10-11-12-13-14-15-16-17-18, a KU record and the longest in NCAA history.
15	30+ win seasons, including 2017-18, which ties an NCAA record.
16	Streaks of 10 or more consecutive wins in the Bill Self era, including the 10-straight to start the 2018-19 season.
18	Big 12 Conference regular-season championships for KU in the league's 22-year existence.
19	Undefeated home seasons at Allen Fieldhouse, including 2007-08, 2008-09, 2009-10, 2011-12, 2014-15, and 2015-16 under Bill Self.
20	Times a KU player or coach has been inducted into the Naismith Basketball Hall of Fame, which includes current head coach Bill Self.
23	Championships for Kansas in the Bill Self era - 14 Big 12 regular-season titles, eight Big 12 postseason championships and one NCAA.
23	Or more victories for Kansas in each of the past 29 seasons beginning in 1989-90.
24	Consecutive seasons Kansas has won 10 or more league games, starting in 1995 (55 times overall), which is the longest active streak in the nation.
29	Consecutive seasons KU has made the NCAA Tournament, the longest active streak in the nation and best all-time.
29	Consecutive seasons Kansas has won 20 or more games, including 2017-18, the longest active streak in the NCAA which began in 1989-90.
30	Consensus All-America First Team selections, including Devonte' Graham in 2017-18, the most of any NCAA Division I school.
31	Consecutive seasons Kansas has led its conference in home attendance, beginning in 1986-87.
61	Conference regular-season championships, most in NCAA Division I.
130.4	Decibels reached inside of Allen Fieldhouse on Feb. 13, 2017, when the arena broke the Guinness Book of World Records mark for loudest crowd roar at an indoor sports event.
197	Kansas victories from the 2006-07 to 2011-12 seasons, the most in NCAA Division I history in a six-year span.
287	Consecutive sellouts in Allen Fieldhouse, dating back to 2001-02.
464	Victories for Bill Self, now in his 16th season at Kansas. He is the fastest KU coach to reach 450 wins and is the second-winningest coach in KU history.
784	All-time Kansas victories inside Allen Fieldhouse. The historic building opened in 1955 and KU holds a 784-113 record in its home venue.
2,265	All-time Kansas men's basketball victories; second-most in NCAA Division I history.

## TOUGH COMPETITION

Many talk about how tough the Kansas schedule is for 2018-19. One look at KU's nonconference opponents shows that six foes were preseason selections in their respective league races, with an additional five picked for second-place finishes.

### KU'S NONCON OPPONENTS IN PRESEASON LEAGUE POLLS

CONFERENCE	OPPONENT	PRESEASON PICK
America East	Vermont ( <i>W, 86-68</i> )	1st
Big East	Villanova ( <i>W, 74-71</i> )	1st
	Marquette ( <i>W, 77-68</i> )	2nd
Big Ten	Michigan St. ( <i>W, 92-87</i> )	1st
Mid-American	Eastern Michigan ( <i>W, 87-63</i> )	1st
	Arizona State ( <i>L, 76-80</i> )	6th
Pac-12	Stanford ( <i>W, 90-84 ot</i> )	9th
	Kentucky ( <i>L, 63-71</i> )	1st
SEC	Tennessee ( <i>W, 87-81 ot</i> )	2nd
	Wofford ( <i>W, 72-47</i> )	2nd
Summit	South Dakota ( <i>W, 89-53</i> )	2nd
Sun Belt	Louisiana ( <i>W, 89-76</i> )	2nd
WAC	New Mexico St. ( <i>W, 63-60</i> )	1st

*Preseason polls included both those from coaches and media panels*

## SELF PASSES WOODEN ON ALL-TIME WINS LIST

With Kansas' win over Eastern Michigan on Dec. 29, head coach Bill Self picked up his 665th career victory, moving him past coaching legend John Wooden, who tallied 664 wins in his 29 seasons at the helm at Indiana State and UCLA from 1947-75.

Self's 671 career wins, 464 of which have come at Kansas, are 34th on the NCAA DI all-time coaching victories list. Self is one of 15 active coaches among the top-50 on the career wins list.

### ALL-TIME NCAA DI CAREER COACHING WINS

RNK	COACH	WINS	LOSSES	WIN%
32	Mike Montgomery	677	317	68.1
33	Denny Crum	675	295	69.6
<b>34</b>	<b>Bill Self</b>	<b>671</b>	<b>206</b>	<b>76.5</b>
35	Gary Williams	668	380	63.7
36	John Wooden	664	162	80.4

## CONFERENCE SUCCESS

Kansas entered conference play having won 18 of the 22 Big 12 regular-season titles (includes ties), including the last 14, which is an NCAA record. Kansas' 61 conference titles are the most in NCAA Division I. Kentucky is second with 54 and Penn third at 37. KU's 14-straight league titles, all under head coach Bill Self, is the longest active streak in NCAA Division I and the longest streak in school history.

### CONSECUTIVE REG. SEASON TITLES

#	TEAM	CONFERENCE	SEASONS
<b>14</b>	<b>KANSAS</b>	<b>Big 12</b>	<b>2005-18</b>
13	UCLA	PAC-10	1967-79
11	Gonzaga	West Coast	2001-11
10	Connecticut	Yankee	1951-60

## PRESEASON BIG 12 POLL

For the eighth-straight season and 18th time in the 23-year history of the league, Kansas topped the men's basketball Big 12 Preseason Poll, announced by the league office Oct. 19. The Jayhawks received all of the possible nine first-place votes in 2018-19 for the fourth-consecutive season.

KU has captured 18 outright or shared Big 12 regular-season championships in the previous 22 campaigns. The program's 14 consecutive, from 2005-present, and 61 overall conference titles are both NCAA records.

In the previous 17 occurrences Kansas has been named the preseason favorite, the Jayhawks won the Big 12 regular-season on 15 occasions.

## PRESEASON BIG 12 COACHES POLL

RNK	TEAM (1ST PLACE VOTES)	POINTS
<b>1</b>	<b>KANSAS (9)</b>	<b>81</b>
2	Kansas State (1)	72
3	West Virginia	61
t4	TCU	54
t4	Texas	54
6	Iowa State	41
7	Texas Tech	36
8	Oklahoma	21
9	Baylor	20
10	Oklahoma State	10

## KU SIGNS TWO IN EARLY SIGNING PERIOD

Combo guards Issac "Mackey" McBride and Christian Braun signed a National Letter of Intent to play men's basketball at Kansas, KU coach Bill Self announced Nov. 14.

A 6-foot-1, 180-pound guard from Little Rock, Arkansas, McBride has rewritten the record book at Baptist Preparatory School. In guiding Baptist Prep to three-straight state championships, McBride set the school's single-season scoring record with 707 points his sophomore year in 2016-17. As a junior, he broke his own mark by scoring 883 points in 2017-18, which included a school-record 46-point game. In that, McBride averaged 24.5 points, 4.0 rebounds, 2.5 assists and 1.6 steals per game in 2017-18.

McBride is a two-time all-state selection and was the most valuable player of the last two state tournaments his sophomore and junior seasons. A four-star recruit who is ranked 109 by Rivals.com, McBride is the highest-ranked player in the state of Arkansas. He plays AAU basketball for the Arkansas Hawks.

Originally from Burlington, Kansas, Braun (6-foot-6, 180 pounds) moved to Overland Park, Kansas, his freshman year high school and has won back-to-back 6A state championships his sophomore and junior seasons at Blue Valley Northwest High School. A four-star prospect who is ranked No. 112 by Rivals.com, last year Braun averaged 14.2 points, 5.1 rebounds and 3.1 assists as a junior at Blue Valley Northwest. Braun plays for MoKan on the AAU circuit.

## WHAT TO LOOK FOR IN 2018-19

- Senior G Lagerald Vick has 1,093 career points, which is 46th on the KU all-time scoring list. Vick is 35 points from 45th place (Wayne Hightower; 1,128 from 1960-61).
- Vick has 166 career 3-pointers made which ranks 13th on the KU career list. He is 14 3-pointers from the top 10.
- Dedric Lawson is making his mark on the KU record books, now with 15 double-doubles as a Jayhawk. That figure ranks tied for 11th on the school's all-time single-season list. Thomas Robinson holds the single-season record with 27 double-doubles during the 2012 season. Lawson is two from the KU top 10 in season DDs.
- Lawson has also pulled down 863 career rebounds (624 at Memphis and 239 at Kansas) in 87 games, a mark that ranks him 16th on the NCAA DI active list. He is the only active player in the top 20 to have 800-plus rebounds in under 100 career games.
- Lawson's 9.9 career-rebound average is second on the NCAA Division I active players' list.
- Kansas is five victories shy from winning its 1,100th conference game. All-time, the Jayhawks are 1,095-366 in league play, including 308-66 in the Big 12 era which started in 1996-97.
- The Jayhawks have featured the Big 12's Player of the Year each of the last two seasons (Frank Mason III - 2017, Devonte' Graham - 2018). Since the league's inception in 96-97, no team has featured the conference player of the year in three-consecutive seasons.
- KU will look to feature a consensus First Team All-American for the third-straight year, something that has not occurred in the program since 1922-25. Since 1990, only six NCAA DI programs have boasted a consensus First Team AA in three-straight seasons.




# JAYHAWKS IN THE NBA



**CHECK DIALLO**  
6-9 | 220 | New Orleans | KU from 2015-16

2018-19 STATS			
PPG	RPG	BLKPG	PER
3.7	3.4	0.5	15.51


CAREER		
PPG	RPG	BLKPG
4.5	3.9	0.4



**MARCUS MORRIS**  
6-9 | 235 | Boston | KU from 2009-11

2018-19 STATS			
PPG	RPG	BLKPG	PER
14.6	6.1	0.3	16.20


CAREER		
PPG	RPG	BLKPG
11.5	4.5	0.3



**JOEL EMBIID**  
7-0 | 250 | Philadelphia | KU from 2013-14

2018-19 STATS			
PPG	RPG	BLKPG	PER
27.2	13.3	1.9	26.00


CAREER		
PPG	RPG	BLKPG
23.8	11.0	2.0



**MARKIEFF MORRIS**  
6-9 | 235 | Washington | KU from 2009-11

2018-19 STATS			
PPG	RPG	BLKPG	PER
11.5	5.1	0.6	12.50

CAREER		
PPG	RPG	BLKPG
11.8	5.6	0.6



**DEVONTE' GRAHAM**  
6-2 | 185 | Charlotte | KU from 2015-18

2018-19 STATS			
PPG	APG	RPG	PER
4.3	2.1	1.1	11.48

CAREER		
PPG	APG	RPG
4.3	2.1	1.1



**SVI MYKHAILIUK**  
6-8 | 205 | Los Angeles | KU from 2015-18

2018-19 STATS			
PPG	APG	RPG	PER
3.2	0.9	0.9	5.69


CAREER		
PPG	APG	RPG
3.2	0.9	0.9



**JOSH JACKSON**  
6-8 | 200 | Phoenix | KU from 2016-17

2018-19 STATS			
PPG	APG	RPG	PER
10.1	2.3	4.3	9.71

CAREER		
PPG	APG	RPG
11.9	1.8	4.4



**KELLY OUBRE JR.**  
6-7 | 205 | Phoenix | KU from 2014-15

2018-19 STATS			
PPG	APG	RPG	PER
13.6	1.0	4.4	14.00


CAREER		
PPG	APG	RPG
8.7	0.8	3.6



**FRANK MASON III**  
5-11 | 190 | Sacramento | KU from 2014-17

2018-19 STATS			
PPG	APG	RPG	PER
4.6	2.5	1.1	11.94


CAREER		
PPG	APG	RPG
6.7	2.7	2.0



**WAYNE SELDEN JR.**  
6-5 | 230 | Chicago | KU from 2013-16

2018-19 STATS			
PPG	APG	RPG	PER
5.4	1.2	1.5	8.12

CAREER		
PPG	APG	RPG
6.8	1.4	1.5



**BEN MCLEMORE**  
6-5 | 201 | Sacramento | KU from 2012-13

2018-19 STATS			
PPG	APG	RPG	PER
3.9	0.2	0.9	10.67

CAREER		
PPG	APG	RPG
8.8	1.1	2.5



**ANDREW WIGGINS**  
6-8 | 194 | Minnesota | KU from 2013-14

2018-19 STATS			
PPG	APG	RPG	PER
18.1	2.3	4.6	12.26

CAREER		
PPG	APG	RPG
19.5	2.1	4.2

PER or Player Efficiency Ranking is the overall rating of a player's per-minute statistical production. The league average is 15.00.

## NBA JAYHAWKS SCHEDULE (FEB. 4-6)

### MONDAY, FEB 4

Away	Home	Time (CT)	TV
Atlanta	Washington	6:00 PM	
Indiana	New Orleans	7:00 PM	
Houston	Phoenix	8:00 PM	
San Antonio	Sacramento	9:00 PM	NBATV

### TUESDAY, FEB 5

Away	Home	Time (CT)	TV
Clippers	Charlotte	6:00 PM	
Boston	Cleveland	6:00 PM	
Los Angeles	Indiana	6:00 PM	
Toronto	Philadelphia	7:00 PM	TNT
Minnesota	Memphis	7:00 PM	

### WEDNESDAY, FEB 6

Away	Home	Time (CT)	TV
New Orleans	Chicago	7:00 PM	
Washington	Milwaukee	7:00 PM	ESPN
Charlotte	Dallas	7:30 PM	
Phoenix	Utah	8:00 PM	
Houston	Sacramento	9:00 PM	



## JAYHAWKS CURRENTLY IN THE NBA (12)

PLAYER	YEARS AT KU	NBA SEASON	CURRENT TEAM
Check Diallo	2015-16	3rd	New Orleans
Joel Embiid	2013-14	4th	Philadelphia
Devonte' Graham	2015-18	1st	Charlotte
Josh Jackson	2016-17	2nd	Phoenix
Frank Mason III	2014-17	2nd	Sacramento
Ben McLemore	2012-13	6th	Sacramento
Marcus Morris	2009-11	8th	Boston
Markieff Morris	2009-11	8th	Washington
Svi Mykhailiuk	2015-18	1st	Los Angeles
Kelly Oubre Jr.	2014-15	4th	Phoenix
Wayne Selden Jr.	2013-16	3rd	Chicago
Andrew Wiggins	2013-14	5th	Minnesota

## JAYHAWKS IN THE NBA DRAFT (Bill Self era)

YEAR	PLAYER	ROUND / OVERALL	TEAM
2005	Wayne Simien	1st / 29th	Miami
2007	Julian Wright *	1st / 13th	New Orleans
2008	Brandon Rush *	1st / 13th	Portland
2008	Darrell Arthur	1st / 27th	New Orleans
2008	Mario Chalmers	2nd / 34th	Minnesota
2008	Darnell Jackson	2nd / 52nd	Miami
2008	Sasha Kaun	2nd / 56th	Seattle
2010	Xavier Henry *	1st / 12th	Memphis
2010	Cole Aldrich *	1st / 11th	New Orleans
2011	Marcus Morris *	1st / 13th	Houston
2011	Markieff Morris *	1st / 14th	Phoenix
2011	Josh Selby	2nd / 49th	Memphis
2012	Thomas Robinson *	1st / 5th	Sacramento
2012	Tyshawn Taylor	2nd / 41st	Portland
2013	Ben McLemore *	1st / 7th	Sacramento
2013	Jeff Withey	2nd / 39th	Portland
2014	Andrew Wiggins *	1st / 1st	Cleveland
2014	Joel Embiid *	1st / 3rd	Philadelphia
2015	Kelly Oubre Jr.	1st / 15th	Atlanta
2016	Cheick Diallo	2nd / 33rd	New Orleans
2017	Josh Jackson *	1st / 4th	Phoenix
2017	Frank Mason III	2nd / 34th	Sacramento
2018	Devonte' Graham	2nd / 34th	Charlotte
2018	Svi Mykhailiuk	2nd / 47th	Los Angeles

\* - lottery pick (top 14)

## QUICK FACTS - JAYHAWKS IN THE NBA

- 74 Jayhawks have competed at the NBA level, including 28 who were coached by **Bill Self** at KU and 12 currently in the league.
- **Bill Self** has coached 24 NBA Draft picks at KU, including 10 lottery picks.
- 33 Jayhawks have been picked in the first round of the NBA Draft.
- 12 Jayhawks have won 18 NBA titles, most recently Sasha Kaun with the 2015-16 Cleveland Cavaliers.
- Three Jayhawks have earned NBA Finals MVP honors: **Wilt Chamberlain** (1972, L.A. Lakers), **Jo Jo White** (1976, Boston) and **Paul Pierce** (2008, Boston).
- **Wilt Chamberlain** earned NBA MVP honors four times (1960, 1966, 1967, 1968) in his 15-year NBA career.
- 16 Jayhawks have had NBA careers lasting 10 seasons or longer.



# BILL SELF

## HEAD COACH

Oklahoma State '85  
16th Season at Kansas  
26th Season Overall

**Family:** Cindy (wife), Lauren (daughter),  
Tyler (son), Ella (granddaughter)

### CAREER RECORD // YEAR-BY-YEAR

YEAR	OVERALL W-L / %	CONF. W-L / %	NOTE
<b>ORAL ROBERTS (1993-97)</b>			
1993-94	6-21 .222	- -	None
1994-95	10-17 .370	- -	None
1995-96	18-9 .667	- -	None
1996-97	21-7 .750	- -	NIT
<b>TULSA (1997-2000)</b>			
1997-98	19-12 .613	9-5 .643	3rd WAC
1998-99	23-10 .697	9-5 .643	t-1st WAC / NCAA Rnd of 32
1999-00	32-5 .865	12-2 .857	1st WAC / NCAA Elite Eight
<b>ILLINOIS (2000-03)</b>			
2000-01	27-8 .771	13-3 .813	t-1st Big Ten / NCAA Elite Eight
2001-02	26-9 .743	11-5 .688	t-1st Big Ten / NCAA Sweet 16
2002-03	25-7 .781	11-5 .688	* 2nd Big Ten / NCAA Rnd of 32
<b>KANSAS (2003-present)</b>			
2003-04	24-9 .727	12-4 .750	2nd Big 12 / NCAA Elite Eight
2004-05	23-7 .767	12-4 .750	t-1st Big 12 / NCAA Rnd of 64
2005-06	25-8 .758	13-3 .813	* t-1st Big 12 / NCAA Rnd of 64
2006-07	33-5 .868	14-2 .875	* 1st Big 12 / NCAA Elite Eight
2007-08	37-3 .925	13-3 .813	* t-1st Big 12 / NCAA Champions
2008-09	27-8 .771	14-2 .875	1st Big 12 / NCAA Sweet 16
2009-10	33-3 .917	15-1 .938	* 1st Big 12 / NCAA Rnd of 32
2010-11	35-3 .921	14-2 .875	* 1st Big 12 / NCAA Elite Eight
2011-12	32-7 .821	16-2 .889	1st Big 12 / NCAA Runner-Up
2012-13	31-6 .838	14-4 .778	* t-1st Big 12 / NCAA Sweet 16
2013-14	25-10 .714	14-4 .778	1st Big 12 / NCAA Rnd of 32
2014-15	27-9 .750	13-5 .722	1st Big 12 / NCAA Rnd of 32
2015-16	33-5 .868	15-3 .833	* 1st Big 12 / NCAA Elite Eight
2016-17	31-5 .861	16-2 .889	1st Big 12 / NCAA Elite Eight
2017-18	31-8 .795	13-5 .722	* 1st Big 12 / NCAA Final Four
2018-19	17-5 .773	6-3 .667	
<b>TOTAL</b>	<b>671-206 .765</b>	<b>279 - 74 .790</b>	
<b>KANSAS</b>	<b>464-101 .821</b>	<b>213 - 49 .813</b>	22 Big 12 titles (14 reg. season, 8 tourney)
ILLINOIS	78-24 .765	35-13 .729	Three Big Ten titles (2 reg. season, 1 tourney)
TULSA	74-27 .733	30-12 .714	Two WAC titles / 4-2 NCAA tourney record
ORU	55-54 .505	- -	

\* - won conference tournament

Note - Oral Roberts was independent during Self's tenure, so all games played at ORU were nonconference.

### KANSAS RECORD // HOME-ROAD-NEUTRAL

	W	L	%
HOME (AFH) AT KU	246	13	.950
HOME (SPRINT CENTER) AT KU *	9	3	.750
ROAD AT KU	107	52	.673
NEUTRAL AT KU	102	33	.756
<b>TOTAL</b>	<b>464</b>	<b>101</b>	<b>.821</b>

\* Since 2007-08, regular-season games played at Sprint Center on the KU season-ticket package are considered home games.

In Conference Tournament (at Kansas)	39-12 (30-7)
In NCAA Tournament (at Kansas)	47-19 (37-14)
In Postseason Play (at Kansas)	86-31 (67-21)
In Overtime (at Kansas)	29-13 (22-9)

### NATIONAL CHAMPION

2008



### CONFERENCE CHAMPION

18 REGULAR SEASON TITLES  
9 TOURNAY TITLES

### HALL OF FAME CLASS OF 2017 INDUCTEE



### TROPHY CASE

- **NCAA Championship title** (2008)
- **NCAA Final Four** (2008, 2012, 2018)
- **18 Regular Season Conference Titles:** 2 at Tulsa (1999, 2000); 2 at Illinois (2001, 2002); 14 at Kansas (2005, 2006, 2007, 2008, 2009, 2010, 2011, 2012, 2013, 2014, 2015, 2016, 2017, 2018)
- **9 Conference Tournament Titles:** 1 at Illinois (2003); 8 at Kansas (2006, 2007, 2008, 2010, 2011, 2013, 2016, 2018)

### CAREER HONORS

- **Naismith Memorial Basketball Hall of Fame**  
*Class of 2017 inductee*
- **National Coach of the Year** - 2000 (*Sporting News*; Wooden), 2009 (Yahoo! Sports; *Sporting News*; Athlon Sports; CBSSports.com; USBWA; AP; CBS/Chevrolet; ESPN.com), 2012 (*Sporting News*; Adolph Rupp; Naismith), 2016 (AP, Bleacher Report, *USA Today*)
- **Conference Coach of the Year** - 2000 (WAC), 2006 (Big 12), 2009 (Big 12), 2011 (Big 12), 2012 (co-Big 12), 2015 (Big 12 by AP), 2016 (Big 12 by AP), 2017 (Big 12), 2018 (co-Big 12 and AP)
- **Wooden Award "Legends of Coaching"** - 2013
- **Oklahoma Sports Hall of Fame** - 2013 induction
- **Wayman Tisdale Humanitarian Award** (USBWA) - 2014
- **Mannie Jackson - Basketball's Human Spirit Award** (Naismith Hall of Fame) - 2015
- **Winged Foot Award** (for national champion coach) - 2008
- **Naismith Coach of the Year Finalist** (Atlanta Tipoff Club) - 2000, 2001, 2002, 2003, 2009, 2012, 2017

### NOTES

- Bill Self was named the eighth coach in Kansas basketball history on April 21, 2003.
- In September 2017, Self was inducted into the Naismith Memorial Basketball Hall of Fame in Springfield, Massachusetts.
- Self won his 600th career game on Dec. 6, 2016, with KU's 105-62 win against UMKC. He became the 46th coach in NCAA Division I to accomplish the feat and the ninth fastest.
- While at Kansas, Self has won a national championship, a KU- and NCAA-record 14-straight regular-season Big 12 Conference titles and eight league tournament championships.
- At Kansas, Self has won more regular-season league titles (14) than he has home losses (13) in Allen Fieldhouse. With KU's win versus Siena (11/18/16), Self became the winningest coach in Allen Fieldhouse, posting his 207th victory in the venue.
- In his first trip to the Final Four in 2008, Self's team won the title. Self is one of 11 active coaches in NCAA Division I to have won a national title. Kansas' 14-straight conference titles (2005-18) is the longest streak in NCAA Division I history.
- In Self's first 15 seasons at Kansas, he has coached 11 NBA Lottery selections including Andrew Wiggins and Joel Embiid, the No. 1 and No. 3 overall selections in the 2014 NBA Draft. Wiggins was the second-ever Jayhawk to go No. 1 with the other being Danny Manning in 1988.
- Self has guided his teams to 20-straight 23-win seasons dating back to 1998-99.
- Self's teams have won 18 league crowns in the last 20 years, including the 2018 title. The other two seasons resulted in runner-up conference finishes.
- Kansas' four-straight 30-win seasons from 2009-10 to 2012-13 are the most consecutive 30-win seasons in NCAA history (note: Memphis did it from 2006-09 yet later vacated the 2008 season).
- Self was the head coach for Team USA's U18 team that competed and won gold at the 2018 FIBA Americas Championship held in St. Catherines, Canada, in the summer of 2018.
- Self is one of five coaches in NCAA Division I history to have led three different teams - Tulsa, Illinois and Kansas - to the NCAA Elite Eight, including seven times with KU (2004-07-08-11-12-16-17). The other coaches are: Gene Bartow, John Calipari, Rick Pitino and Eddie Sutton.
- A 1985 graduate of Oklahoma State, Self began his coaching career as a graduate assistant at Kansas in 1985-86 under head coach Larry Brown. He then returned to his alma mater as an assistant for seven seasons under coaches Leonard Hamilton and Eddie Sutton. His first head coaching job was at Oral Roberts in 1993-94, then Tulsa (1997-98), Illinois (2000-03) and Kansas (2003-present).

# MARCUS GARRETT

Sophomore • Guard • 6-5 • 195 • Dallas, Texas • Skyline HS

## SEASON STATS

PPG	RPG	APG	FG%	3FG%	FT%
7.2	3.6	2.4	40%	23%	60%

## LAST GAME AT TEXAS (1.29.19)

MIN	PTS	REBS	ASTS	BLKS	STLS
26	2	5	1	0	0

**2017-18:** Pulled down five or more rebounds in 12 games ... Had 12 games with multiple steals in 2017-18 ... Scored in double figures five times ... Recorded two double-doubles ... Had seven starts with six in Big 12 play ... Had a season-high 13 points vs. Texas Southern (11/21) ... co-Big 12 Newcomer of the Week (11/7) ... 2017 Texas HS Gatorade Player of the Year.



## CAREER HONORS

Co-Big 12 Newcomer of the Week (11.13.17)

## CAREER HIGHS

Points	20	vs. Texas (1.14.19)
Field Goals	8	vs. Iowa State (1.21.19) vs. Texas (1.14.19)
Field Goal Att.	13	vs. Marquette (11.21.18)
3PT Field Goals	3	vs. Texas (1.14.19) vs. Texas Southern (11.21.17)
3PT Field Goal Att.	5	vs. Texas Southern (11.21.17)
Free Throws	7	at Arizona State (12.22.18)
Free Throw Att.	8	at Arizona State (12.22.18) vs. Baylor (1.20.18)
Rebounds	11	vs. Texas Southern (11.21.17)
Assists	5	3x, last vs. Oklahoma (1.2.19)
Blocks	2	vs. Marquette (11.21.18) vs. Texas Southern (11.21.17)
Steals	6	at West Virginia (1.19.19)
Minutes	39	vs. Iowa State (1.21.19)

## MISCELLANEOUS

	FR	SO	CAREER
Double-Doubles	2	-	2
10+ Points	5	5	10
20+ Points	0	1	1
5+ Rebounds	12	7	19
10+ Rebounds	2	-	2
5+ Assists	0	3	3
2+ 3PT Field Goals	2	2	4
2+ Steals	12	10	22
2+ Blocks	1	1	2
Led Team in Pts.	0	1	1
Led Team in Rebs.	4	-	4
Led Team in Assists	0	5	5
Led Team in Steals	8	8	16
Led Team in Blocks	2	5	7

## 2018-19 GAME-BY-GAME

OPPONENT (Date)	MP	FG-A	PCT	3PT-A	PCT	FT-A	PCT	O-D-T	PF	A	TO	BLK	ST	TP
vs. Michigan State (11.6)	14	1-3	.333	0-0	---	2-2	1.000	0-1-1	4	2	0	0	0	4
VERMONT (11.12)	26	1-6	.167	0-1	.000	2-2	1.000	1-4-5	1	3	0	0	2	4
LOUISIANA (11.16)	24	1-3	.333	0-2	.000	4-6	.667	1-1-2	0	5	2	0	1	6
vs. Marquette (11.21)	28	4-13	.308	1-3	.333	2-5	.400	1-2-3	0	0	0	2	1	11
vs. Tennessee (11.23)	DNP - INJURED													
STANFORD (12.1)	33	2-5	.400	0-0	---	0-0	---	0-1-1	0	1	2	0	4	4
^WOFFORD (12.4)	30	2-6	.333	1-4	.250	2-3	.667	0-7-7	1	3	0	1	2	7
^NEW MEXICO STATE (12.8)	31	4-7	.571	2-4	.500	0-2	.000	1-2-3	3	2	1	0	0	10
^VILLANOVA (12.15)	37	0-4	.000	0-2	.000	1-2	.500	3-1-4	1	3	1	1	4	1
^SOUTH DAKOTA (12.18)	29	3-4	.750	0-1	.000	1-2	.500	0-5-5	0	5	0	0	3	7
^at Arizona State (12.22)	22	0-5	.000	0-1	.000	7-8	.875	3-3-6	3	1	1	0	1	7
EASTERN MICHIGAN (12.29)	18	0-2	.000	0-2	.000	1-2	.500	0-4-4	1	3	3	0	0	1
OKLAHOMA (1.2)	28	1-3	.333	0-1	.000	3-4	.750	0-1-1	2	5	1	0	1	5
^at Iowa State (1.5)	30	4-8	.500	0-1	.000	0-0	---	2-2-4	1	0	1	0	0	8
^TCU (1.9)	35	3-8	.375	0-0	---	2-3	.667	1-3-4	1	3	0	0	2	8
^at Baylor (1.12)	25	1-2	.500	0-0	---	2-4	.500	1-2-3	4	4	2	1	0	4
^TEXAS (1.14)	35	8-11	.727	3-4	.750	1-4	.250	0-2-2	2	3	2	1	3	20
^at West Virginia (1.19)	34	6-12	.500	0-2	.000	3-4	.750	0-2-2	4	3	1	0	6	15
^IOWA STATE (1.21)	39	8-12	.667	0-0	---	0-3	.000	1-4-5	2	0	2	1	3	16
^at Kentucky (1.26)	32	1-9	.111	0-2	.000	2-2	1.000	1-4-5	4	0	3	1	2	4
^at Texas (1.29)	26	1-4	.250	0-1	.000	0-0	---	2-3-5	2	1	1	0	0	2
TEXAS TECH (2.2)	DNP - INJURED													
at Kansas State (2.5)														
OKLAHOMA STATE (2.9)														
at TCU (2.11)														
WEST VIRGINIA (2.16)														
at Texas Tech (2.23)														
KANSAS STATE (2.25)														
at Oklahoma State (3.2)														
at Oklahoma (3.5)														
BAYLOR (3.9)														
<b>TOTAL</b>	<b>576</b>	<b>51-127</b>	<b>.402</b>	<b>7-31</b>	<b>.226</b>	<b>35-58</b>	<b>.603</b>	<b>18-54-72</b>	<b>36</b>	<b>47</b>	<b>23</b>	<b>8</b>	<b>35</b>	<b>144</b>

^ Starter

## CAREER YEAR-BY-YEAR STATISTICS

SEASON	GP	GS	MIN	AVG	FG	FGA	PCT	3FG	3FGA	PCT	FT	FTA	PCT	OFF	DEF	TOT	AVG	PF	FO	AST	TO	BLK	STL	PTS	AVG
2017-18	39	7	748	19.2	62	136	.456	12	45	.267	25	51	.490	36	95	131	3.4	60	0	44	30	8	35	161	4.1
2018-19	20	13	576	28.8	51	127	.402	7	31	.226	35	58	.603	18	54	72	3.6	36	0	47	23	8	35	144	7.2
<b>TOTAL</b>	<b>59</b>	<b>20</b>	<b>1324</b>	<b>22.4</b>	<b>113</b>	<b>263</b>	<b>.430</b>	<b>19</b>	<b>76</b>	<b>.250</b>	<b>60</b>	<b>109</b>	<b>.550</b>	<b>54</b>	<b>149</b>	<b>203</b>	<b>3.4</b>	<b>96</b>	<b>0</b>	<b>91</b>	<b>53</b>	<b>16</b>	<b>70</b>	<b>305</b>	<b>5.2</b>

## BIG 12 ONLY YEAR-BY-YEAR STATISTICS

SEASON	GP	GS	MIN	AVG	FG	FGA	PCT	3FG	3FGA	PCT	FT	FTA	PCT	OFF	DEF	TOT	AVG	PF	FO	AST	TO	BLK	STL	PTS	AVG
2017-18	18	6	347	19.3	32	62	.516	6	17	.353	12	26	.462	16	34	50	2.8	24	0	17	13	2	13	82	4.6
2018-19	8	7	252	31.5	32	60	.533	3	9	.333	11	22	.500	7	19	26	3.3	18	0	19	10	3	15	78	9.8
<b>TOTAL</b>	<b>26</b>	<b>13</b>	<b>599</b>	<b>23.0</b>	<b>64</b>	<b>122</b>	<b>.525</b>	<b>9</b>	<b>26</b>	<b>.346</b>	<b>23</b>	<b>48</b>	<b>.479</b>	<b>23</b>	<b>53</b>	<b>76</b>	<b>2.9</b>	<b>42</b>	<b>0</b>	<b>36</b>	<b>23</b>	<b>5</b>	<b>28</b>	<b>160</b>	<b>6.2</b>



# DEDRIC LAWSON (DEE-drick)

RS-Junior • Forward • 6-9 • 235 • Memphis, Tenn. • Hamilton HS • Memphis

## SEASON STATS

PPG	RPG	APG	FG%	3FG%	FT%
19.5	10.9	1.8	51%	33%	76%

## LAST GAME VS. TEXAS TECH (2.2.19)

MIN	PTS	REBS	ASTS	BLKS	STLS
28	25	10	0	2	0

A transfer from Memphis who sat out the 2017-18 season due to NCAA rules ... Has two years of eligibility remaining beginning in the 2018-19 season ... A double-double machine having 36 in two seasons while at Memphis (17 as a freshman and 19 as a sophomore) ... Led Memphis in scoring both his freshman and sophomore seasons.

## CAREER HONORS

- The Sporting News Midseason All-America First Team
- Wooden Award Midseason Watch List (1 of 25)
- 3x Big 12 Player of the Week (11.12, 11.26, 12.26)
- 4x Big 12 Newcomer of the Week (12.2, 12.17, 1.14, 1.28)
- Oscar Robertson Midseason Watch List (1 of 20)
- NIT Season Tip-Off Most Valuable Player
- Wooden Award Preseason Watch List (1 of 50)
- NABC Player of the Year candidate (1 of 20)
- Naismith Trophy Watch List (1 of 50)
- Preseason Associated Press All-America
- Karl Malone Power Forward of the Year Award Candidate (1 of 20)
- Preseason All-Big 12 First Team
- All-American Athletic Conference First Team [2016-17]
- NABC All-District Team [2016-17]
- Colleg Insider.com Freshman All-America Team [2016]
- American Athletic Conference Rookie of the Year [2015-16]
- NABC All-District Team [2015-16]
- American Athletic Conference All-Tournament Team [2016]
- All-American Athletic Conference Second Team [2015-16]

## CAREER HIGHS (\*AT MEMPHIS)

Points	*35	vs. Iowa (11.26.16)
Field Goals	*15	vs. Iowa (11.26.16)
Field Goal Att.	*22	2x, last vs. Temple (2.12.17)
3PT Field Goals	*4	at Tulsa (1.11.17)
3PT Attempts	*9	at Tulsa (1.11.17)
Free Throws	*14	at UCF (2.4.17)
Free Throw Att.	*14	at UCF (2.4.17)
Rebounds	*16	at Tulane (2.13.16)
Assists	*8	vs. So. Carolina (12.30.16)
Blocks	*8	vs. UAB (12.10.16)
Steals	5	at Baylor (1.12.19)
Minutes	41	vs. Tennessee (11.23.18)

## MISCELLANEOUS (\*AT MEMPHIS)

	*FR	*SO	R-JR	CAREER
Double-Doubles	17	19	15	51
10+ Points	26	30	20	76
20+ Points	11	15	12	38
30+ Points	-	1	2	3
5+ Rebounds	28	32	20	81
10+ Rebounds	19	20	15	54
3+ Assists	17	18	6	41
2+ 3PT Field Goals	8	8	4	20
2+ Steals	10	13	7	30
2+ Blocks	14	17	7	39
Led Team in Pts.	14	16	10	40
Led Team in Rebs.	21	19	18	48
Led Team in Assists	10	7	4	21
Led Team in Steals	5	10	4	19
Led Team in Blocks	15	25	12	52

## 2018-19 GAME-BY-GAME

OPPONENT (Date)	MP	FG-A	PCT	3PT-A	PCT	FT-A	PCT	O-D-T	PF	A	TO	BLK	ST	TP
^vs. Michigan State (11.6)	38	5-18	.278	0-2	.000	10-12	.833	4-10-14	2	6	2	2	2	20
^VERMONT (11.12)	19	0-6	.000	0-0	---	0-0	---	1-6-7	4	2	3	0	1	0
^LOUISIANA (11.16)	27	6-11	.545	0-1	.000	7-10	.700	4-2-6	3	3	5	0	1	19
^vs. Marquette (11.21)	33	9-16	.563	1-1	1.000	7-7	1.000	4-8-12	3	3	1	2	0	26
^vs. Tennessee (11.23)	41	9-16	.563	0-2	.000	6-11	.545	5-8-13	3	5	2	0	1	24
^STANFORD (12.1)	36	7-16	.438	0-1	.000	10-11	.909	4-11-15	5	2	2	0	2	24
^WOFFORD (12.4)	35	10-17	.588	0-4	.000	0-0	---	2-6-8	2	1	1	3	2	20
^NEW MEXICO STATE (12.8)	31	8-15	.533	1-2	.500	3-5	.600	5-5-10	0	1	2	1	1	20
^VILLANOVA (12.15)	38	10-15	.667	1-2	.500	7-9	.778	2-10-12	4	1	0	0	0	28
^SOUTH DAKOTA (12.18)	26	7-11	.636	0-3	.000	2-2	1.000	2-12-14	3	0	3	1	3	16
^at Arizona State (12.22)	31	12-15	.800	1-2	.500	5-5	1.000	2-12-14	4	1	2	1	0	30
^EASTERN MICHIGAN (12.29)	22	2-8	.250	0-0	---	4-4	1.000	2-2-4	4	5	1	0	0	8
^OKLAHOMA (1.2)	37	6-17	.353	0-3	.000	1-1	1.000	4-11-15	2	1	1	3	0	13
^at Iowa State (1.5)	32	5-11	.455	0-1	.000	3-6	.500	2-10-12	3	3	6	1	0	13
^TCU (1.9)	35	10-19	.526	2-4	.500	9-13	.692	6-8-14	1	0	3	0	3	31
^at Baylor (1.12)	32	7-12	.583	0-0	---	3-6	.500	1-2-3	2	1	4	5	5	17
^TEXAS (1.14)	26	6-8	.750	0-0	---	5-8	.625	0-8-8	3	0	0	0	0	17
^at West Virginia (1.19)	34	5-11	.455	0-1	.000	5-6	.833	4-7-11	1	0	3	1	1	15
^IOWA STATE (1.21)	38	13-17	.765	2-2	1.000	1-2	.500	7-8-15	3	1	4	1	0	29
^at Kentucky (1.26)	39	7-18	.389	2-3	.667	4-4	1.000	4-11-15	4	2	1	1	1	20
^at Texas (1.29)	34	4-15	.267	1-5	.200	4-4	1.000	1-6-7	2	1	2	2	3	13
^TEXAS TECH (2.2)	28	9-14	.643	3-3	1.000	4-5	.800	2-8-10	5	0	0	2	0	25
at Kansas State (2.5)														
OKLAHOMA STATE (2.9)														
at TCU (2.11)														
WEST VIRGINIA (2.16)														
at Texas Tech (2.23)														
KANSAS STATE (2.25)														
at Oklahoma State (3.2)														
at Oklahoma (3.5)														
BAYLOR (3.9)														
<b>TOTAL</b>	<b>712</b>	<b>157-306</b>	<b>.513</b>	<b>14-42</b>	<b>.333</b>	<b>100-131</b>	<b>.763</b>	<b>68-171-239</b>	<b>63</b>	<b>39</b>	<b>48</b>	<b>26</b>	<b>26</b>	<b>428</b>

^ Starter

## CAREER YEAR-BY-YEAR STATISTICS (\*AT MEMPHIS)

SEASON	GP	GS	MIN	AVG	FG	FGA	PCT	3FG	3FGA	PCT	FT	FTA	PCT	OFF	DEF	TOT	AVG	PF	FO	AST	TO	BLK	STL	PTS	AVG
2015-16*	33	32	1062	32.2	182	445	.409	28	80	.350	129	182	.709	104	203	307	9.3	86	2	84	104	55	39	521	15.8
2016-17*	32	32	1104	34.5	216	469	.461	30	111	.270	152	205	.741	92	225	317	9.9	81	1	105	76	68	41	614	19.2
2018-19	22	22	712	32.4	157	306	.513	14	42	.333	100	131	.763	68	171	239	10.9	63	2	39	48	26	26	428	19.5
<b>TOTAL</b>	<b>87</b>	<b>86</b>	<b>2878</b>	<b>33.1</b>	<b>555</b>	<b>1220</b>	<b>.455</b>	<b>72</b>	<b>233</b>	<b>.309</b>	<b>381</b>	<b>518</b>	<b>.736</b>	<b>264</b>	<b>599</b>	<b>863</b>	<b>9.9</b>	<b>230</b>	<b>5</b>	<b>228</b>	<b>228</b>	<b>149</b>	<b>106</b>	<b>1563</b>	<b>18.0</b>

## BIG 12 ONLY YEAR-BY-YEAR STATISTICS

SEASON	GP	GS	MIN	AVG	FG	FGA	PCT	3FG	3FGA	PCT	FT	FTA	PCT	OFF	DEF	TOT	AVG	PF	FO	AST	TO	BLK	STL	PTS	AVG
2018-19	9	9	296	32.9	65	124	.524	8	19	.421	35	51	.686	27	68	95	10.6	22	1	7	23	15	12	173	19.2
<b>TOTAL</b>	<b>9</b>	<b>9</b>	<b>296</b>	<b>32.9</b>	<b>65</b>	<b>124</b>	<b>.524</b>	<b>8</b>	<b>19</b>	<b>.421</b>	<b>35</b>	<b>51</b>	<b>.686</b>	<b>27</b>	<b>68</b>	<b>95</b>	<b>10.6</b>	<b>22</b>	<b>1</b>	<b>7</b>	<b>23</b>	<b>15</b>	<b>12</b>	<b>173</b>	<b>19.2</b>



# CHARLIE MOORE

RS-Sophomore • Guard • 5-11 • 180 • Chicago, Ill. • Morgan Park HS • California

## SEASON STATS

PPG	RPG	APG	FG%	3FG%	FT%
3.0	1.0	1.2	27%	26%	71%

## LAST GAME VS. TEXAS TECH (2.2.19)

MIN	PTS	REBS	ASTS	BLKS	STLS
15	2	1	6	0	0

A transfer from California following the 2016-17 season ... Sat out 2017-18 due to transfer rules ... One of 28 invited to tryout for the USA Basketball U19 team in the summer of 2017 ... Started all 34 games while at California during his freshman year in 2016-17 ... Averaged 28.8 minutes, 12.2 points and 3.5 assists while at California ... Scored 10 or more points in 22 games, including four 20-point efforts his freshman year at California.

## CAREER HONORS

Pac-12 All-Freshman Honorable Mention [2016-17]  
Pac-12 Player of the Week [11.21.16]

## CAREER HIGHS (\*AT CALIFORNIA)

Points	*38	vs. UC Irvine (11.16.16)
Field Goals	*10	vs. UC Irvine (11.16.16)
Field Goal Att.	*20	vs. UC Irvine (11.16.16)
3PT Field Goals	6	vs. South Dakota (12.18.18)
3-Point Att.	9	vs. South Dakota (12.18.18)
Free Throws	*15	vs. UC Irvine (11.16.16)
Free Throw Att.	*17	vs. UC Irvine (11.16.16)
Rebounds	*6	vs. Oregon State (2.24.17)
	*6	at Oregon (1.19.17)
Assists	*8	vs. Colorado (2.5.17)
	*8	vs. Stanford (1.29.17)
Blocks	1	vs. Wofford (12.4.18)
Steals	*4	vs. UC Davis (12.10.16)
Minutes	*41	vs. Utah (2.2.17)

## MISCELLANEOUS (\*AT CALIFORNIA)

	*FR	R-SO	CAREER
Double-Doubles	-	-	0
10+ Points	22	1	23
20+ Points	4	-	4
5+ Rebounds	2	-	2
5+ Assists	9	1	10
10+ Assists	-	-	0
2+ 3PT Field Goals	11	2	13
2+ Steals	8	3	11
2+ Blocks	-	-	0
Led Team in Pts.	6	1	7
Led Team in Rebs.	1	-	1
Led Team in Assists	21	1	22
Led Team in Steals	14	2	16
Led Team in Blocks	0	-	0

## 2018-19 GAME-BY-GAME

OPPONENT (Date)	MP	FG-A	PCT	3PT-A	PCT	FT-A	PCT	O-D-T	PF	A	TO	BLK	ST	TP
vs. Michigan State (11.6)	11	0-1	.000	0-1	.000	1-2	.500	2-1-3	3	0	0	0	0	1
VERMONT (11.12)	21	3-6	.500	1-3	.333	0-0	---	0-1-1	2	2	0	0	1	7
LOUISIANA (11.16)	21	0-5	.000	0-3	.000	0-0	---	0-4-4	2	3	1	0	0	0
vs. Marquette (11.21)	14	0-0	---	0-0	---	0-0	---	0-1-1	0	0	0	0	1	0
vs. Tennessee (11.25)	32	3-10	.300	1-4	.250	2-2	1.000	0-1-1	1	2	1	0	0	9
STANFORD (12.1)	16	0-1	.000	0-1	.000	3-4	.750	0-0-0	2	3	0	0	0	3
WOFFORD (12.4)	16	2-8	.250	0-5	.000	0-0	---	0-0-0	1	0	0	1	0	4
*NEW MEXICO STATE (12.8)	24	2-7	.286	1-5	.200	0-0	---	1-0-1	2	1	1	0	3	5
VILLANOVA (12.15)	17	0-1	.000	0-0	---	2-2	1.000	0-1-1	3	0	3	0	0	2
SOUTH DAKOTA (12.18)	21	6-9	.667	6-9	.667	0-0	---	0-0-0	1	4	1	0	2	18
at Arizona State (12.22)	16	1-5	.200	1-3	.333	0-0	---	0-1-1	1	0	2	0	2	3
EASTERN MICHIGAN (12.29)	13	2-4	.500	2-4	.500	0-0	---	0-0-0	2	1	3	0	1	6
OKLAHOMA (1.2)	13	0-4	.000	0-1	.000	2-4	.500	1-2-3	1	1	0	0	1	2
at Iowa State (1.5)	19	1-5	.200	0-2	.000	0-0	---	2-1-3	1	2	0	0	0	2
TCU (1.9)	4	0-3	.000	0-1	.000	0-0	---	0-0-0	0	1	0	0	1	0
at Baylor (1.12)	6	0-2	.000	0-1	.000	0-0	---	0-0-0	0	0	0	0	0	0
TEXAS (1.14)	3	0-1	.000	0-1	.000	0-0	---	0-0-0	0	0	0	0	0	0
at West Virginia (1.19)	3	0-1	.000	0-0	---	0-0	---	0-1-1	0	0	0	0	0	0
IOWA STATE (1.21)	2	0-0	---	0-0	---	0-0	---	0-0-0	0	0	0	0	1	0
at Kentucky (1.26)							DNP							
at Texas (1.29)	6	0-0	---	0-0	---	0-0	---	0-0-0	1	0	0	0	0	0
TEXAS TECH (2.2)	15	1-5	.200	0-3	.000	0-0	---	0-1-1	1	6	2	0	0	2
at Kansas State (2.5)														
OKLAHOMA STATE (2.9)														
at TCU (2.11)														
WEST VIRGINIA (2.16)														
at Texas Tech (2.23)														
KANSAS STATE (2.25)														
at Oklahoma State (3.2)														
at Oklahoma (3.5)														
BAYLOR (3.9)														
<b>TOTAL</b>	<b>293</b>	<b>21-78</b>	<b>.269</b>	<b>12-47</b>	<b>.255</b>	<b>10-14</b>	<b>.714</b>	<b>6-15-21</b>	<b>24</b>	<b>26</b>	<b>14</b>	<b>1</b>	<b>13</b>	<b>64</b>

^ Starter

## CAREER YEAR-BY-YEAR STATISTICS (\*AT CALIFORNIA)

SEASON	GP	GS	MIN	AVG	FG	FGA	PCT	3FG	3FGA	PCT	FT	FTA	PCT	OFF	DEF	TOT	AVG	PF	FO	AST	TO	BLK	STL	PTS	AVG	
2016-17*	34	34	980	28.8	135	348	.388	45	128	.352	99	131	.756	12	55	67	2.0	87	0	120	99	0	37	414	12.2	
2017-18																										
REDSHIRT SEASON																										
2018-19	21	1	293	14.0	21	78	.269	12	47	.255	10	14	.714	6	15	21	1.0	24	0	26	14	1	13	64	3.0	
<b>TOTAL</b>	<b>55</b>	<b>35</b>	<b>1273</b>	<b>23.1</b>	<b>156</b>	<b>426</b>	<b>.366</b>	<b>57</b>	<b>175</b>	<b>.326</b>	<b>109</b>	<b>145</b>	<b>.752</b>	<b>18</b>	<b>70</b>	<b>88</b>	<b>1.6</b>	<b>111</b>	<b>0</b>	<b>146</b>	<b>113</b>	<b>1</b>	<b>50</b>	<b>478</b>	<b>8.7</b>	

## BIG 12 ONLY YEAR-BY-YEAR STATISTICS

SEASON	GP	GS	MIN	AVG	FG	FGA	PCT	3FG	3FGA	PCT	FT	FTA	PCT	OFF	DEF	TOT	AVG	PF	FO	AST	TO	BLK	STL	PTS	AVG
2018-19	9	0	71	7.9	2	21	.095	0	9	.000	2	4	.500	3	5	8	0.9	4	0	10	2	0	3	6	0.7
<b>TOTAL</b>	<b>9</b>	<b>0</b>	<b>71</b>	<b>7.9</b>	<b>2</b>	<b>21</b>	<b>.095</b>	<b>0</b>	<b>9</b>	<b>.000</b>	<b>2</b>	<b>4</b>	<b>.500</b>	<b>3</b>	<b>5</b>	<b>8</b>	<b>0.9</b>	<b>4</b>	<b>0</b>	<b>10</b>	<b>2</b>	<b>0</b>	<b>3</b>	<b>6</b>	<b>0.7</b>



# QUENTIN GRIMES

Freshman • Guard • 6-5 • 210 • The Woodlands, Texas • College Park HS

## SEASON STATS

PPG	RPG	APG	FG%	3FG%	FT%
8.1	2.3	1.8	40%	33%	60%

## LAST GAME VS. TEXAS TECH (2.2.19)

MIN	PTS	REBS	ASTS	BLKS	STLS
31	6	3	4	0	2

A five-star combo guard who did the all-star game circuit following his senior year of high school ... Earned many high school All-American honors and was the state player of the year in Texas ... Ended up ranked No. 8 in the national recruiting rankings ... Has valuable USA Basketball experience, including a gold medal won in 2018 at the FIBA U18 Americas Championship, coached by Bill Self.

## CAREER HONORS

- Big 12 Newcomer of the Week (11.12.18)
- Jerry West Shooting Guard of the Year Candidate (1 of 20)
- Preseason Big 12 Freshman of the Year
- Preseason All-Big 12 Honorable Mention

## CAREER HIGHS

Points	21	vs. Michigan State (11.6.18)
Field Goals	7	at Iowa State (1.5.19)
Field Goal Att.	14	vs. Michigan State (11.6.18)
3PT Field Goals	6	at Iowa State (1.5.19)
3PT Field Goal Att.	10	vs. Michigan State (11.6.18)
Free Throws	6	vs. Eastern Michigan (12.29.18)
Free Throw Att.	6	vs. Eastern Michigan (12.29.18)
Rebounds	6	at Baylor (1.12.19)
Assists	10	at Iowa State (1.5.19)
Blocks	2	at Baylor (1.12.19)
Steals	2	vs. Texas Tech (2.2.19)
Minutes	35	vs. Oklahoma (1.2.19)

## MISCELLANEOUS

	FRESHMAN/CAREER
Double-Doubles	1
10+ Points	7
20+ Points	1
5+ Rebounds	2
10+ Rebounds	-
3+ Assists	5
3+ 3PT Field Goals	3
2+ Steals	1
2+ Blocks	1
Led Team in Pts.	2
Led Team in Rebs.	1
Led Team in Assists	1
Led Team in Steals	-
Led Team in Blocks	1

## 2018-19 GAME-BY-GAME

OPPONENT (Date)	MP	FG-A	PCT	3PT-A	PCT	FT-A	PCT	O-D-T	PF	A	TO	BLK	ST	TP
^vs. Michigan State (11.6)	30	7-14	.500	6-10	.600	1-2	.500	0-1-1	3	4	1	0	1	21
^VERMONT (11.12)	31	4-8	.500	2-4	.500	0-0	---	1-2-3	4	10	3	0	0	10
^LOUISIANA (11.16)	31	2-7	.286	1-2	.500	1-1	1.000	1-1-2	2	3	1	0	1	6
^vs. Marquette (11.21)	26	0-3	.000	0-1	.000	3-4	.750	0-4-4	4	0	2	0	0	3
^vs. Tennessee (11.23)	21	1-4	.250	0-2	.000	3-6	.500	0-4-4	0	0	2	0	1	5
^STANFORD (12.1)	16	1-6	.167	0-3	.000	0-0	---	0-1-1	2	0	1	0	0	2
^WOFFORD (12.4)	32	6-10	.600	1-4	.250	1-2	.500	0-3-3	1	1	0	0	0	14
^NEW MEXICO STATE (12.8)	18	2-5	.400	1-3	.333	0-0	---	0-1-1	3	2	4	0	0	5
^VILLANOVA (12.15)	14	0-2	.000	0-1	.000	1-2	.500	0-0-0	3	1	3	0	0	1
^SOUTH DAKOTA (12.18)	21	3-9	.333	0-3	.000	0-1	.000	1-2-3	2	0	3	0	0	6
^at Arizona State (12.22)	31	4-12	.333	0-5	.000	0-0	---	2-0-2	1	3	2	1	0	8
^EASTERN MICHIGAN (12.29)	29	4-6	.667	2-4	.500	6-6	1.000	0-2-2	2	2	3	0	0	16
^OKLAHOMA (1.2)	35	6-11	.545	1-6	.167	1-3	.333	2-0-2	4	1	3	0	1	14
^at Iowa State (1.5)	31	7-14	.500	3-6	.500	2-3	.667	2-4-6	1	2	2	0	1	19
^TCU (1.9)	16	2-5	.400	0-3	.000	1-2	.500	0-2-2	4	1	2	0	0	5
^at Baylor (1.12)	27	2-7	.286	1-4	.250	2-2	1.000	0-6-6	1	1	1	2	0	7
^TEXAS (1.14)	29	2-5	.400	2-5	.400	0-0	---	0-2-2	1	0	1	0	0	6
^at West Virginia (1.19)	30	3-7	.429	2-4	.500	0-0	---	0-2-2	2	2	2	0	0	8
^IOWA STATE (1.21)	19	0-4	.000	0-1	.000	0-0	---	0-0-0	0	0	0	0	1	0
^at Kentucky (1.26)	29	5-9	.556	3-5	.600	0-2	.000	0-1-1	3	2	1	0	0	13
^at Texas (1.29)	20	1-5	.200	1-3	.333	0-0	---	0-1-1	3	1	1	0	1	3
^TEXAS TECH (2.2)	31	2-7	.286	2-5	.400	0-1	.000	1-2-3	2	4	0	0	2	6
at Kansas State (2.5)														
OKLAHOMA STATE (2.9)														
at TCU (2.11)														
WEST VIRGINIA (2.16)														
at Texas Tech (2.23)														
KANSAS STATE (2.25)														
at Oklahoma State (3.2)														
at Oklahoma (3.5)														
BAYLOR (3.9)														
<b>TOTAL</b>	<b>567</b>	<b>64-160</b>	<b>.400</b>	<b>28-84</b>	<b>.333</b>	<b>22-37</b>	<b>.595</b>	<b>10-41-51</b>	<b>48</b>	<b>40</b>	<b>38</b>	<b>3</b>	<b>9</b>	<b>178</b>

^ Starter

## CAREER YEAR-BY-YEAR STATISTICS

SEASON	GP	GS	MIN	AVG	FG	FGA	PCT	3FG	3FGA	PCT	FT	FTA	PCT	OFF	DEF	TOT	AVG	PF	FO	AST	TO	BLK	STL	PTS	AVG
2018-19	22	22	567	25.8	64	160	.400	28	84	.333	22	37	.595	10	41	51	2.3	48	0	40	38	3	9	178	8.1
<b>TOTAL</b>	<b>22</b>	<b>22</b>	<b>567</b>	<b>25.8</b>	<b>64</b>	<b>160</b>	<b>.400</b>	<b>28</b>	<b>84</b>	<b>.333</b>	<b>22</b>	<b>37</b>	<b>.595</b>	<b>10</b>	<b>41</b>	<b>51</b>	<b>2.3</b>	<b>48</b>	<b>0</b>	<b>40</b>	<b>38</b>	<b>3</b>	<b>9</b>	<b>178</b>	<b>8.1</b>

## BIG 12 ONLY YEAR-BY-YEAR STATISTICS

SEASON	GP	GS	MIN	AVG	FG	FGA	PCT	3FG	3FGA	PCT	FT	FTA	PCT	OFF	DEF	TOT	AVG	PF	FO	AST	TO	BLK	STL	PTS	AVG
2018-19	9	9	238	26.4	25	65	.385	12	37	.324	6	11	.545	5	19	24	2.7	18	0	12	12	2	6	68	7.6
<b>TOTAL</b>	<b>9</b>	<b>9</b>	<b>238</b>	<b>26.4</b>	<b>25</b>	<b>65</b>	<b>.385</b>	<b>12</b>	<b>37</b>	<b>.324</b>	<b>6</b>	<b>11</b>	<b>.545</b>	<b>5</b>	<b>19</b>	<b>24</b>	<b>2.7</b>	<b>18</b>	<b>0</b>	<b>12</b>	<b>12</b>	<b>2</b>	<b>6</b>	<b>68</b>	<b>7.6</b>



# DEVON DOTSON

(deh-VAWN)

Freshman • Guard • 6-2 • 185 • Charlotte, N.C. • Providence Day School

## SEASON STATS

PPG	RPG	APG	FG%	3FG%	FT%
<b>11.1</b>	<b>3.4</b>	<b>3.4</b>	<b>49%</b>	<b>42%</b>	<b>78%</b>

## LAST GAME VS. TEXAS TECH (2.2.19)

MIN	PTS	REBS	ASTS	BLKS	STLS
<b>34</b>	<b>20</b>	<b>3</b>	<b>4</b>	<b>0</b>	<b>3</b>

An explosive combo guard who picked up numerous postseason honors and played in all-star games following the 2017-18 season including McDonald's All-America and the Jordan Brand Classic ... Ended ranked No. 20 by Rivals.com, No. 21 by 247Sports.com and No. 24 by ESPN100.

## CAREER HONORS

Bob Cousy Point Guard of the Year Award (1 of 20)

## CAREER HIGHS

Points	20	vs. Texas Tech (2.2.19)
Field Goals	7	vs. Texas Tech (2.2.19)
Field Goal Att.	12	vs. Texas Tech (2.2.19) vs. Iowa State (1.21.19)
3PT Field Goals	3	vs. Texas Tech (2.2.19) vs. Michigan State (11.6.18)
3PT Field Goal Att.	5	vs. Texas Tech (2.2.19) vs. Michigan State (11.6.18)
Free Throws	7	at Baylor (1.12.19) vs. Oklahoma (1.2.19)
Free Throw Att.	10	at Baylor (1.12.19)
Rebounds	7	at Iowa State (1.5.19)
Assists	8	vs. Iowa State (1.21.19)
Blocks	1	4x, last at Baylor (1.12.19)
Steals	4	vs. Oklahoma (1.2.19)
Minutes	43	vs. Stanford (12.1.18)

## MISCELLANEOUS

	FRESHMAN/CAREER
Double-Doubles	-
10+ Points	13
20+ Points	1
5+ Rebounds	5
10+ Rebounds	-
5+ Assists	5
3+ 3PT Field Goals	2
2+ Steals	11
2+ Blocks	-
Led Team in Pts.	1
Led Team in Rebs.	-
Led Team in Assists	11
Led Team in Steals	8
Led Team in Blocks	2

## 2018-19 GAME-BY-GAME

OPPONENT (Date)	MP	FG-A	PCT	3PT-A	PCT	FT-A	PCT	O-D-T	PF	A	TO	BLK	ST	TP
^vs. Michigan State (11.6)	34	6-11	.545	3-5	.600	1-2	.500	0-2-2	3	3	4	0	3	16
^VERMONT (11.12)	27	3-5	.600	1-2	.500	0-0	---	2-4-6	1	0	1	0	2	7
^LOUISIANA (11.16)	20	2-6	.333	0-2	.000	0-0	---	0-3-3	2	3	1	0	0	4
^vs. Marquette (11.21)	31	4-7	.571	0-0	---	2-2	1.000	1-2-3	2	4	1	0	3	10
^vs. Tennessee (11.23)	40	5-8	.625	1-1	1.000	6-7	.857	1-3-4	2	2	2	0	0	17
^STANFORD (12.1)	43	3-7	.429	0-0	---	4-7	.571	0-2-2	3	4	0	0	2	10
^WOFFORD (12.4)	30	6-9	.667	1-3	.333	3-3	1.000	0-3-3	3	3	2	0	3	16
^NEW MEXICO STATE (12.8)	39	3-8	.375	0-2	.000	2-3	.667	2-2-4	2	2	3	0	1	8
^VILLANOVA (12.15)	26	3-6	.500	1-1	1.000	4-4	1.000	1-1-2	4	1	2	0	0	11
^SOUTH DAKOTA (12.18)	28	3-7	.429	0-1	.000	2-2	1.000	0-2-2	1	6	2	0	0	8
^at Arizona State (12.22)	32	4-7	.571	2-4	.500	2-2	1.000	0-4-4	3	5	5	1	1	12
^EASTERN MICHIGAN (12.29)	28	5-7	.714	1-2	.500	4-6	.667	0-3-3	1	4	2	1	3	15
^OKLAHOMA (1.2)	28	4-10	.400	1-3	.333	7-8	.875	0-5-5	4	1	2	0	4	16
^at Iowa State (1.5)	31	3-5	.600	1-2	.500	1-2	.500	2-5-7	1	3	5	0	2	8
^TCU (1.9)	27	0-6	.000	0-3	.000	5-6	.833	0-1-1	3	3	1	1	2	5
^at Baylor (1.12)	33	3-4	.750	1-1	1.000	7-10	.700	0-5-5	5	5	3	1	0	14
^TEXAS (1.14)	36	3-6	.500	1-2	.500	3-4	.750	1-4-5	2	5	0	0	0	10
^at West Virginia (1.19)	34	3-5	.600	1-1	1.000	2-2	1.000	0-1-1	3	1	7	0	0	9
^IOWA STATE (1.21)	38	3-12	.250	0-1	.000	5-6	.833	0-2-2	3	8	0	0	2	11
^at Kentucky (1.26)	33	4-10	.400	1-4	.250	0-0	---	0-3-3	5	4	1	0	0	9
^at Texas (1.29)	29	3-6	.500	0-0	---	3-4	.750	0-4-4	3	4	1	0	1	9
^TEXAS TECH (2.2)	34	7-12	.583	3-5	.600	3-5	.600	0-3-3	2	4	4	0	3	20
at Kansas State (2.5)														
OKLAHOMA STATE (2.9)														
at TCU (2.11)														
WEST VIRGINIA (2.16)														
at Texas Tech (2.23)														
KANSAS STATE (2.25)														
at Oklahoma State (3.2)														
at Oklahoma (3.5)														
BAYLOR (3.9)														
<b>TOTAL</b>	<b>701</b>	<b>80-164</b>	<b>.488</b>	<b>19-45</b>	<b>.422</b>	<b>66-85</b>	<b>.776</b>	<b>10-64-74</b>	<b>58</b>	<b>75</b>	<b>49</b>	<b>4</b>	<b>32</b>	<b>245</b>

^ Starter

## CAREER YEAR-BY-YEAR STATISTICS

SEASON	GP	GS	MIN	AVG	FG	FGA	PCT	3FG	3FGA	PCT	FT	FTA	PCT	OFF	DEF	TOT	AVG	PF	FO	AST	TO	BLK	STL	PTS	AVG
2018-19	22	22	701	31.9	80	164	.488	19	45	.422	66	85	.776	10	64	74	3.4	58	2	75	49	4	32	245	11.1
<b>TOTAL</b>	<b>22</b>	<b>22</b>	<b>701</b>	<b>31.9</b>	<b>80</b>	<b>164</b>	<b>.488</b>	<b>19</b>	<b>45</b>	<b>.422</b>	<b>66</b>	<b>85</b>	<b>.776</b>	<b>10</b>	<b>64</b>	<b>74</b>	<b>3.4</b>	<b>58</b>	<b>2</b>	<b>75</b>	<b>49</b>	<b>4</b>	<b>32</b>	<b>245</b>	<b>11.1</b>

## BIG 12 ONLY YEAR-BY-YEAR STATISTICS

SEASON	GP	GS	MIN	AVG	FG	FGA	PCT	3FG	3FGA	PCT	FT	FTA	PCT	OFF	DEF	TOT	AVG	PF	FO	AST	TO	BLK	STL	PTS	AVG
2018-19	9	9	290	32.2	29	66	.439	8	18	.444	36	47	.766	3	30	33	3.7	26	1	34	23	2	14	102	11.3
<b>TOTAL</b>	<b>9</b>	<b>9</b>	<b>290</b>	<b>32.2</b>	<b>29</b>	<b>66</b>	<b>.439</b>	<b>8</b>	<b>18</b>	<b>.444</b>	<b>36</b>	<b>47</b>	<b>.766</b>	<b>3</b>	<b>30</b>	<b>33</b>	<b>3.7</b>	<b>26</b>	<b>1</b>	<b>34</b>	<b>23</b>	<b>2</b>	<b>14</b>	<b>102</b>	<b>11.3</b>

# CHRIS TEAHAN

Sophomore • Guard • 6-4 • 175 • Leawood, Kan. • Rockhurst HS



## SEASON STATS

PPG	RPG	APG	FG%	3FG%	FT%
0.0	0.3	0.3	0%	0%	-

## LAST GAME VS. TEXAS TECH (2.2.19)

MIN	PTS	REBS	ASTS	BLKS	STLS
2	0	1	0	0	0

**2017-18:** Appeared in 10 games, two in conference play and three postseason ... Averaged 2.3 minutes per contest ... Made his second 3-pointer of the season in scoring three points vs. Omaha (12/18) ... Had a season-high four points vs. Toledo (11/28) ... Logged four minutes against South Dakota State (11/17) with three points and three rebounds ... An invited walk-on who was a two-sport athlete at Rockhurst HS in Kansas City, Missouri ... Older brother, Conner, played five seasons at KU and on two Final Four teams.

## CAREER HONORS

### CAREER HIGHS

Points	4	vs. Toledo (11.28.17)
Field Goals	1	4x, last vs. Omaha (12.18.17)
Field Goal Att.	2	5x, last vs. Texas Tech (2.2.19)
3PT Field Goals	1	vs. Omaha (12.18.17) vs. South Dakota St. (11.17.17)
3PT Field Goal Att.	2	3x, last vs. Texas Tech (2.2.19)
Free Throws	2	vs. Toledo (11.28.17)
Free Throw Att.	2	vs. Toledo (11.28.17)
Rebounds	3	vs. South Dakota St. (11.17.17)
Assists	1	vs. Eastern Michigan (12.29.18) vs. Tennessee St. (11.10.17)
Blocks	-	-
Steals	-	-
Minutes	4	4x, last vs. Omaha (12.18.17)

### MISCELLANEOUS

	FR	SO	CAREER
5+ Minutes	-	-	1
4+ Points	1	-	1
3+ Rebounds	1	-	1
3+ Assists	-	-	-
2+ 3PT Field Goals	-	-	-
2+ Steals	-	-	-
2+ Blocks	1	-	1
Led Team in Pts.	-	-	-
Led Team in Rebs.	-	-	-
Led Team in Steals	-	-	-
Led Team in Blocks	-	-	-

## 2018-19 GAME-BY-GAME

OPPONENT (Date)	MP	FG-A	PCT	3PT-A	PCT	FT-A	PCT	O-D-T	PF	A	TO	BLK	ST	TP
vs. Michigan State (11.6)							DNP							
VERMONT (11.12)							DNP							
LOUISIANA (11.16)							DNP							
vs. Marquette (11.21)							DNP							
vs. Tennessee (11.23)							DNP							
STANFORD (12.1)							DNP							
WOFFORD (12.4)	2	0-0	---	0-0	---	0-0	---	0-0-0	0	0	0	0	0	0
NEW MEXICO STATE (12.8)							DNP							
VILLANOVA (12.15)							DNP - INJURED							
SOUTH DAKOTA (12.18)							DNP - INJURED							
at Arizona State (12.22)							DNP - INJURED							
EASTERN MICHIGAN (12.29)	2	0-0	---	0-0	---	0-0	----	0-0-0	1	1	0	0	0	0
OKLAHOMA (1.2)							DNP							
at Iowa State (1.5)	2	0-0	---	0-0	---	0-0	---	0-0-0	0	0	0	0	0	0
TCU (1.9)							DNP							
at Baylor (1.12)							DNP							
TEXAS (1.14)							DNP							
at West Virginia (1.19)							DNP							
IOWA STATE (1.21)							DNP							
at Kentucky (1.26)							DNP							
at Texas (1.29)							DNP							
TEXAS TECH (2.2)	2	0-2	.000	0-2	.000	0-0	---	0-1-1	0	0	1	0	0	0
at Kansas State (2.5)														
OKLAHOMA STATE (2.9)														
at TCU (2.11)														
WEST VIRGINIA (2.16)														
at Texas Tech (2.23)														
KANSAS STATE (2.25)														
at Oklahoma State (3.2)														
at Oklahoma (3.5)														
BAYLOR (3.9)														
<b>TOTAL</b>	<b>8</b>	<b>0-2</b>	<b>.000</b>	<b>0-2</b>	<b>.000</b>	<b>0-0</b>	<b>---</b>	<b>0-1-1</b>	<b>1</b>	<b>1</b>	<b>1</b>	<b>0</b>	<b>0</b>	<b>0</b>

^ Starter

## CAREER YEAR-BY-YEAR STATISTICS

SEASON	GP	GS	MIN	AVG	FG	FGA	PCT	3FG	3FGA	PCT	FT	FTA	PCT	OFF	DEF	TOT	AVG	PF	FO	AST	TO	BLK	STL	PTS	AVG
2017-18	11	0	25	2.3	4	11	.364	2	8	.250	2	2	1.000	2	5	7	0.6	2	0	1	3	0	0	12	1.1
2018-19	4	0	8	2.0	0	2	.000	0	2	.000	0	0	.000	0	1	1	0.3	1	0	1	1	0	0	0	0.0
<b>TOTAL</b>	<b>15</b>	<b>0</b>	<b>33</b>	<b>2.2</b>	<b>4</b>	<b>13</b>	<b>.308</b>	<b>2</b>	<b>10</b>	<b>.200</b>	<b>2</b>	<b>2</b>	<b>1.000</b>	<b>2</b>	<b>6</b>	<b>8</b>	<b>0.5</b>	<b>3</b>	<b>0</b>	<b>2</b>	<b>4</b>	<b>0</b>	<b>0</b>	<b>12</b>	<b>0.8</b>

## BIG 12 ONLY YEAR-BY-YEAR STATISTICS

SEASON	GP	GS	MIN	AVG	FG	FGA	PCT	3FG	3FGA	PCT	FT	FTA	PCT	OFF	DEF	TOT	AVG	PF	FO	AST	TO	BLK	STL	PTS	AVG
2017-18	2	0	2	1.0	0	1	.000	0	1	.000	0	0	.000	0	0	0	0.0	0	0	0	0	0	0	0	0.0
2018-19	2	0	4	2.0	0	2	.000	0	2	.000	0	0	.000	0	1	1	0.5	0	0	0	1	0	0	0	0.0
<b>TOTAL</b>	<b>4</b>	<b>0</b>	<b>6</b>	<b>1.5</b>	<b>0</b>	<b>3</b>	<b>.000</b>	<b>0</b>	<b>3</b>	<b>.000</b>	<b>0</b>	<b>0</b>	<b>.000</b>	<b>0</b>	<b>1</b>	<b>1</b>	<b>0.3</b>	<b>0</b>	<b>0</b>	<b>0</b>	<b>1</b>	<b>0</b>	<b>0</b>	<b>0</b>	<b>0.0</b>





# K.J. LAWSON

RS-Sophomore • Guard • 6-8 • 205 • Memphis, Tenn. • Hamilton HS • Memphis

## SEASON STATS

PPG	RPG	APG	FG%	3FG%	FT%
2.5	1.8	0.6	43%	30%	71%

## LAST GAME VS. TEXAS TECH (2.2.19)

MIN	PTS	REBS	ASTS	BLKS	STLS
6	3	0	0	0	0

A transfer from Memphis who sat out the 2017-18 season due to NCAA rules ... Played in 42 games while at Memphis with 33 starts, an 11.5 career scoring average and 7.0 career rebound average ... Had nine career double-doubles ... Granted a medical redshirt following the 2015-16 season.

## CAREER HONORS

American Athletic Conference Rookie of the Year [2017]  
American Athletic Conference All-Rookie Team [2017]

## CAREER HIGHS (\*AT MEMPHIS)

Points	*28	at Houston (1.19.17)
Rebounds	*19	vs. East Carolina (1.28.17)
Field Goals	*12	at Houston (1.19.17)
Field Goal Att.	*23	vs. East Carolina (1.28.17)
3PT Field Goals	*3	vs. UTRGV (1.14.16)
3PT Attempts	4	4x, last vs. E. Michigan (12.29.18)
Free Throws	*9	vs. Jackson State (11.30.16)
Free Throw Att.	*11	vs. Tulane (3.2.17)
Assists	*7	vs. McNeese (11.22.16)
Blocks	*2	4x, last vs. Tulsa (2.7.17)
Steals	*3	vs. South Florida (1.14.17)
Minutes	*43	at Houston (1.19.17)

## MISCELLANEOUS (\*AT MEMPHIS)

	*FR	*SO	R-SO	CAREER
Double-Doubles	-	9	-	9
10+ Points	4	20	-	24
20+ Points	-	4	-	4
5+ Rebounds	4	26	2	32
10+ Rebounds	-	12	-	12
3+ Assists	1	18	2	21
2+ 3PT Field Goals	-	4	1	5
2+ Steals	1	2	1	4
2+ Blocks	1	3	-	4
Led Team in Pts.	1	6	-	7
Led Team in Rebs.	0	14	-	14
Led Team in Assists	0	5	1	6
Led Team in Steals	0	5	1	6
Led Team in Blocks	0	5	-	5

## 2018-19 GAME-BY-GAME

OPPONENT (Date)	MP	FG-A	PCT	3PT-A	PCT	FT-A	PCT	O-D-T	PF	A	TO	BLK	ST	TP
vs. Michigan State (11.6)	10	1-1	1.000	1-1	1.000	1-2	.500	1-5-6	3	1	0	0	0	4
VERMONT (11.12)	3	0-0	---	0-0	---	0-0	---	0-0-0	1	0	1	0	0	0
LOUISIANA (11.16)	2	1-1	1.000	0-0	---	0-0	---	0-0-0	0	0	0	0	1	2
vs. Marquette (11.21)	2	0-0	---	0-0	---	0-0	---	0-2-2	0	0	0	0	0	0
vs. Tennessee (11.23)	19	2-4	.500	0-1	.000	4-6	.667	1-5-6	4	0	1	0	2	8
STANFORD (12.1)	4	0-0	---	0-0	---	2-2	1.000	2-0-2	1	0	1	0	0	2
WOFFORD (12.4)	17	2-4	.500	0-1	.000	1-2	.500	1-1-2	2	3	1	0	1	5
NEW MEXICO STATE (12.8)	4	1-1	1.000	1-1	1.000	0-0	---	0-1-1	0	1	0	0	0	3
VILLANOVA (12.15)	14	0-2	.000	0-1	.000	0-0	---	2-1-3	1	2	1	0	0	0
SOUTH DAKOTA (12.18)	9	1-3	.333	1-2	.500	0-0	---	0-0-0	4	0	0	0	0	3
at Arizona State (12.22)	12	0-2	.000	0-2	.000	0-0	---	0-2-2	2	2	0	0	0	0
EASTERN MICHIGAN (12.29)	11	2-4	.500	2-4	.500	0-0	---	1-3-4	1	3	1	0	0	6
OKLAHOMA (1.2)	1	0-0	---	0-0	---	0-0	---	0-0-0	0	0	1	0	0	0
at Iowa State (1.5)	9	1-2	.500	0-1	.000	0-0	---	0-1-1	1	1	1	0	1	2
TCU (1.9)	11	2-3	.667	0-1	.000	3-3	1.000	1-0-1	0	0	0	0	0	7
at Baylor (1.12)	11	1-2	.500	0-0	---	1-2	.500	1-0-1	1	0	0	0	0	3
TEXAS (1.14)							DNP							
at West Virginia (1.19)	16	1-5	.200	0-2	.000	0-0	---	2-2-4	3	0	0	0	0	2
IOWA STATE (1.21)	9	1-2	.500	0-0	---	0-0	---	1-2-3	4	0	1	0	0	2
at Kentucky (1.26)	3	0-1	.000	0-0	---	0-0	---	0-0-0	1	0	0	0	0	0
at Texas (1.29)	4	0-0	---	0-0	---	0-0	---	0-0-0	1	0	1	0	0	0
TEXAS TECH (2.2)	6	1-3	.333	1-3	.333	0-0	---	0-0-0	2	0	0	0	0	3
at Kansas State (2.5)														
OKLAHOMA STATE (2.9)														
at TCU (2.11)														
WEST VIRGINIA (2.16)														
at Texas Tech (2.23)														
KANSAS STATE (2.25)														
at Oklahoma State (3.2)														
at Oklahoma (3.5)														
BAYLOR (3.9)														
<b>TOTAL</b>	<b>177</b>	<b>17-40</b>	<b>.425</b>	<b>6-20</b>	<b>.300</b>	<b>12-17</b>	<b>.706</b>	<b>13-25-38</b>	<b>32</b>	<b>13</b>	<b>10</b>	<b>0</b>	<b>5</b>	<b>52</b>

^ Starter

## CAREER YEAR-BY-YEAR STATISTICS (\*AT MEMPHIS)

SEASON	GP	GS	MIN	AVG	FG	FGA	PCT	3FG	3FGA	PCT	FT	FTA	PCT	OFF	DEF	TOT	AVG	PF	FO	AST	TO	BLK	STL	PTS	AVG
2015-16*	10	2	197	19.7	26	71	.366	2	9	.222	34	51	.667	10	25	35	3.5	26	1	11	19	6	6	88	8.8
2016-17*	32	31	1078	33.7	145	363	.399	22	67	.328	82	118	.695	73	186	259	8.1	72	1	88	66	13	16	394	12.3
2017-18																									
2018-19	21	0	177	8.4	17	40	.425	6	20	.300	12	17	.706	13	25	38	1.8	32	0	13	10	0	5	52	2.5
<b>TOTAL</b>	<b>63</b>	<b>33</b>	<b>1452</b>	<b>23.0</b>	<b>188</b>	<b>474</b>	<b>.397</b>	<b>30</b>	<b>96</b>	<b>.313</b>	<b>128</b>	<b>186</b>	<b>.688</b>	<b>96</b>	<b>236</b>	<b>332</b>	<b>5.3</b>	<b>130</b>	<b>2</b>	<b>112</b>	<b>95</b>	<b>19</b>	<b>27</b>	<b>534</b>	<b>8.5</b>

## BIG 12 ONLY YEAR-BY-YEAR STATISTICS

SEASON	GP	GS	MIN	AVG	FG	FGA	PCT	3FG	3FGA	PCT	FT	FTA	PCT	OFF	DEF	TOT	AVG	PF	FO	AST	TO	BLK	STL	PTS	AVG
2018-19	8	0	67	8.4	7	17	.412	1	7	.143	4	5	.800	5	5	10	1.3	12	0	1	4	0	1	19	2.4
<b>TOTAL</b>	<b>8</b>	<b>0</b>	<b>67</b>	<b>8.4</b>	<b>7</b>	<b>17</b>	<b>.412</b>	<b>1</b>	<b>7</b>	<b>.143</b>	<b>4</b>	<b>5</b>	<b>.800</b>	<b>5</b>	<b>5</b>	<b>10</b>	<b>1.3</b>	<b>12</b>	<b>0</b>	<b>1</b>	<b>4</b>	<b>0</b>	<b>1</b>	<b>19</b>	<b>2.4</b>



# GARRETT LUINSTRA (loo-IN-struh)

Freshman • Guard • 6-2 • 155 • Lawrence, Kan. • Lawrence Free State HS

## SEASON STATS

PPG	RPG	APG	FG%	3FG%	FT%
<b>0.0</b>	<b>0.3</b>	<b>0.0</b>	<b>0%</b>	<b>0%</b>	<b>-</b>

## LAST GAME VS. TEXAS TECH (2.2.19)

MIN	PTS	REBS	ASTS	BLKS	STLS
<b>2</b>	<b>0</b>	<b>0</b>	<b>0</b>	<b>0</b>	<b>0</b>

An invited walk-on ... A combo guard who set his high school's single-season scoring record with 456 points as a senior ... Averaged 19 points his senior year in guiding Free State High School to the 6A state title game and a 19-6 record ... A first-team all-state selection and the Sunflower League Player of the Year his senior season.

## CAREER HONORS

### CAREER HIGHS

Points	-	
Field Goals	-	
Field Goal Att.	1	vs. Texas Tech (2.2.19) vs. South Dakota (12.18.18)
3PT Field Goals	-	
3PT Field Goal Att.	1	vs. Texas Tech (2.2.19)
Free Throws	-	
Free Throw Att.	-	
Rebounds	1	vs. South Dakota (12.18.18)
Assists	-	
Blocks	-	
Steals	-	
Minutes	2	vs. Texas Tech (2.2.19) vs. South Dakota (12.18.18)

### MISCELLANEOUS

#### FRESHMAN/CAREER

5+ Minutes	-
4+ Points	-
3+ Rebounds	-
2+ Assists	-
2+ 3PT Field Goals	-
2+ Steals	-
2+ Blocks	-
Led Team in Pts.	-
Led Team in Rebs.	-
Led Team in Steals	-
Led Team in Blocks	-

## 2018-19 GAME-BY-GAME

OPPONENT (Date)	MP	FG-A	PCT	3PT-A	PCT	FT-A	PCT	O-D-T	PF	A	TO	BLK	ST	TP
vs. Michigan State (11.6)														
VERMONT (11.12)														
LOUISIANA (11.16)														
vs. Marquette (11.21)														
vs. Tennessee (11.23)														
STANFORD (12.1)														
WOFFORD (12.4)	1	0-0	---	0-0	---	0-0	---	0-0-0	1	0	0	0	0	0
NEW MEXICO STATE (12.8)														
VILLANOVA (12.15)														
SOUTH DAKOTA (12.18)	2	0-1	.000	0-0	---	0-0	---	1-0-1	0	0	0	0	0	0
at Arizona State (12.22)														
EASTERN MICHIGAN (12.29)														
OKLAHOMA (1.2)														
at Iowa State (1.5)														
TCU (1.9)														
at Baylor (1.12)														
TEXAS (1.14)														
at West Virginia (1.19)														
IOWA STATE (1.21)														
at Kentucky (1.26)														
at Texas (1.29)														
TEXAS TECH (2.2)	2	0-1	.000	0-1	.000	0-0	---	0-0-0	0	0	0	0	0	0
at Kansas State (2.5)														
OKLAHOMA STATE (2.9)														
at TCU (2.11)														
WEST VIRGINIA (2.16)														
at Texas Tech (2.23)														
KANSAS STATE (2.25)														
at Oklahoma State (3.2)														
at Oklahoma (3.5)														
BAYLOR (3.9)														
<b>TOTAL</b>	<b>5</b>	<b>0-2</b>	<b>.000</b>	<b>0-1</b>	<b>.000</b>	<b>0-0</b>	<b>---</b>	<b>1-0-1</b>	<b>1</b>	<b>0</b>	<b>0</b>	<b>0</b>	<b>0</b>	<b>0</b>

^ Starter

## CAREER YEAR-BY-YEAR STATISTICS

SEASON	GP	GS	MIN	AVG	FG	FGA	PCT	3FG	3FGA	PCT	FT	FTA	PCT	OFF	DEF	TOT	AVG	PF	FO	AST	TO	BLK	STL	PTS	AVG
2018-19	3	0	5	1.7	0	2	.000	0	1	.000	0	0	.000	1	0	1	0.3	1	0	0	0	0	0	0	0.0
<b>TOTAL</b>	<b>3</b>	<b>0</b>	<b>5</b>	<b>1.7</b>	<b>0</b>	<b>2</b>	<b>.000</b>	<b>0</b>	<b>1</b>	<b>.000</b>	<b>0</b>	<b>0</b>	<b>.000</b>	<b>1</b>	<b>0</b>	<b>1</b>	<b>0.3</b>	<b>1</b>	<b>0</b>	<b>0</b>	<b>0</b>	<b>0</b>	<b>0</b>	<b>0</b>	<b>0.0</b>

## BIG 12 ONLY YEAR-BY-YEAR STATISTICS

SEASON	GP	GS	MIN	AVG	FG	FGA	PCT	3FG	3FGA	PCT	FT	FTA	PCT	OFF	DEF	TOT	AVG	PF	FO	AST	TO	BLK	STL	PTS	AVG
2018-19	1	0	2	2.0	0	1	.000	0	1	.000	0	0	.000	0	0	0	0.0	0	0	0	0	0	0	0	0.0
<b>TOTAL</b>	<b>1</b>	<b>0</b>	<b>2</b>	<b>2.0</b>	<b>0</b>	<b>1</b>	<b>.000</b>	<b>0</b>	<b>1</b>	<b>.000</b>	<b>0</b>	<b>0</b>	<b>.000</b>	<b>0</b>	<b>0</b>	<b>0</b>	<b>0.0</b>	<b>0</b>	<b>0</b>	<b>0</b>	<b>0</b>	<b>0</b>	<b>0</b>	<b>0</b>	<b>0.0</b>

# SILVIO DE SOUSA

(deh-SOE-suh)

Freshman • Forward • 6-9 • 245 • Luanda, Angola • IMG Academy (Fla.)

## LAST SEASON STATS

PPG	RPG	BPG	FG%	3FG%	FT%
4.0	3.7	0.2	68%	-	71%

## LAST GAME VS. VILLANOVA (3.31.18)

MIN	PTS	REBS	ASTS	BLKS	STLS
10	7	7	0	0	0

**2017-18:** Averaged 4.8 points and 5.4 rebounds in the 2018 NCAA Tournament ... Tied season high with 26 minutes vs. Duke (3/25) with 10 rebounds and scoring four points ... Averaged 20.0 minutes, 10.0 ppg and 9.7 rpg in the Big 12 Championship ... Posted his first double-double (16 points, 10 rebounds) vs. West Virginia (3/10) in the Big 12 title game ... Pulled down six or more rebounds seven times, including his last three games in the NCAA Tournament ... Joined the team following graduation from IMG Academy in Bradenton, Florida, following the fall 2017 semester.

22

## CAREER HONORS

### CAREER HIGHS

Points	16	vs. West Virginia (3.10.18)
Field Goals	8	vs. West Virginia (3.10.18)
Field Goal Att.	8	vs. West Virginia (3.10.18)
3PT Field Goals	-	-
3PT Field Goal Att.	-	-
Free Throws	4	vs. Oklahoma (2.19.18)
Free Throw Att.	4	3x, last vs. Villanova (3.31.18)
Rebounds	11	vs. Kansas State (3.9.18)
Assists	1	4x, last vs. Duke (3.25.18)
Blocks	1	3x, last vs. Duke (3.25.18)
Steals	1	vs. West Virginia (3.10.18)
Minutes	26	vs. Duke (3.25.18) vs. West Virginia (3.10.18)

### MISCELLANEOUS

	FR	SO	CAREER
Double-Doubles	1		1
10+ Points	2		2
20+ Points	-		-
5+ Rebounds	7		7
10+ Rebounds	3		3
3+ Assists	-		-
2+ Steals	-		-
2+ Blocks	-		-
Led Team in Pts.	-		-
Led Team in Rebs.	4		4
Led Team in Assists	-		-
Led Team in Steals	-		-
Led Team in Blocks	1		1

## 2018-19 GAME-BY-GAME

OPPONENT (Date)	MP	FG-A	PCT	3PT-A	PCT	FT-A	PCT	O-D-T	PF	A	TO	BLK	ST	TP
vs. Michigan State (11.6)														DNP
VERMONT (11.12)														DNP
LOUISIANA (11.16)														DNP
vs. Marquette (11.21)														DNP
vs. Tennessee (11.23)														DNP
STANFORD (12.1)														DNP
WOFFORD (12.4)														DNP
NEW MEXICO STATE (12.8)														DNP
VILLANOVA (12.15)														DNP
SOUTH DAKOTA (12.18)														DNP
at Arizona State (12.22)														DNP
EASTERN MICHIGAN (12.29)														DNP
OKLAHOMA (1.2)														DNP
at Iowa State (1.5)														DNP
TCU (1.9)														DNP
at Baylor (1.12)														DNP
TEXAS (1.14)														DNP
at West Virginia (1.19)														DNP
IOWA STATE (1.21)														DNP
at Kentucky (1.26)														DNP
at Texas (1.29)														DNP
TEXAS TECH (2.2)														DNP
at Kansas State (2.5)														DNP
OKLAHOMA STATE (2.9)														DNP
at TCU (2.11)														DNP
WEST VIRGINIA (2.16)														DNP
at Texas Tech (2.23)														DNP
KANSAS STATE (2.25)														DNP
at Oklahoma State (3.2)														DNP
at Oklahoma (3.5)														DNP
BAYLOR (3.9)														DNP
<b>TOTAL</b>														

^ Starter

## CAREER YEAR-BY-YEAR STATISTICS

SEASON	GP	GS	MIN	AVG	FG	FGA	PCT	3FG	3FGA	PCT	FT	FTA	PCT	OFF	DEF	TOT	AVG	PF	FO	AST	TO	BLK	STL	PTS	AVG
2017-18	20	0	175	8.8	32	47	.681	0	0	.000	15	21	.714	33	41	74	3.7	33	0	4	18	3	1	79	4.0
2018-19	-	-	-	-	-	-	-	-	-	-	-	-	-	-	-	-	-	-	-	-	-	-	-	-	-
<b>TOTAL</b>	<b>20</b>	<b>0</b>	<b>175</b>	<b>8.8</b>	<b>32</b>	<b>47</b>	<b>.681</b>	<b>0</b>	<b>0</b>	<b>.000</b>	<b>15</b>	<b>21</b>	<b>.714</b>	<b>33</b>	<b>41</b>	<b>74</b>	<b>3.7</b>	<b>33</b>	<b>0</b>	<b>4</b>	<b>18</b>	<b>3</b>	<b>1</b>	<b>79</b>	<b>4.0</b>

## BIG 12 ONLY YEAR-BY-YEAR STATISTICS

SEASON	GP	GS	MIN	AVG	FG	FGA	PCT	3FG	3FGA	PCT	FT	FTA	PCT	OFF	DEF	TOT	AVG	PF	FO	AST	TO	BLK	STL	PTS	AVG
2017-18	11	0	50	4.5	9	14	.643	0	0	.000	7	9	.778	12	6	18	1.6	14	0	2	7	0	0	25	2.3
2018-19	-	-	-	-	-	-	-	-	-	-	-	-	-	-	-	-	-	-	-	-	-	-	-	-	-
<b>TOTAL</b>	<b>11</b>	<b>0</b>	<b>50</b>	<b>4.5</b>	<b>9</b>	<b>14</b>	<b>.643</b>	<b>0</b>	<b>0</b>	<b>.000</b>	<b>7</b>	<b>9</b>	<b>.778</b>	<b>12</b>	<b>6</b>	<b>18</b>	<b>1.6</b>	<b>14</b>	<b>0</b>	<b>2</b>	<b>7</b>	<b>0</b>	<b>0</b>	<b>25</b>	<b>2.3</b>

# LAGERALD VICK

Senior • Guard • 6-5 • 190 • Memphis, Tenn. • Douglass HS

## SEASON STATS

PPG	RPG	APG	FG%	3FG%	FT%
14.5	4.0	1.9	48%	46%	75%

## LAST GAME VS. TEXAS TECH (2.2.19)

MIN	PTS	REBS	ASTS	BLKS	STLS
36	13	6	2	1	0

Lone senior on the Kansas roster ... Made 13 3-pointers in his last six games in 2017-18 ... All-Big 12 Honorable Mention ... Had six 20-point efforts ... Recorded 12 games of six-plus rebounds in 2017-18 including eight boards vs. Clemson (3/23) ... Averaged 7.4 ppg and shot 37 percent from beyond the arc in 2016-17.



## CAREER HONORS

- 2x Big 12 Player of the Week (11.19, 12.3)
- NIT Season Tip-Off All-Tournament Team
- All-Big 12 Honorable Mention [2017-18]
- Academic All-Big 12 Rookie Team [2015-16]

## CAREER HIGHS

Points	33	vs. Louisiana (11.16.18)
Field Goals	12	vs. Vermont (11.12.18) vs. Washington (12.6.17)
Field Goal Att.	23	vs. Washington (12.6.17)
3PT Field Goals	8	vs. Vermont (11.12.18)
3PT Field Goal Att.	12	vs. Louisiana (11.16.18)
Free Throws	8	vs. Villanova (12.15.18)
Free Throw Att.	10	vs. Villanova (12.15.18)
Rebounds	11	vs. Texas Southern (11.21.17)
Assists	7	3x, last vs. Washington (12.6.17)
Blocks	3	vs. Oakland (11.24.17)
Steals	3	6x, last vs. Oklahoma (1.2.19)
Minutes	43	2x, last vs. Stanford (12.1.18)

## MISCELLANEOUS

	FR	SO	JR	SR	CAREER
Double-Doubles	0	0	1	-	1
10+ Points	0	7	24	17	48
20+ Points	0	1	6	5	12
30+ Points	0	0	0	2	2
5+ Rebounds	1	12	21	7	35
10+ Rebounds	0	0	1	-	1
3+ Assists	0	2	12	6	20
3+ 3PT Field Goals	0	4	9	10	23
2+ Steals	0	6	10	7	23
2+ Blocks	0	2	2	-	4
Led Team in Pts.	0	1	3	6	10
Led Team in Rebs.	0	1	4	1	6
Led Team in Assists	0	0	3	2	5
Led Team in Steals	0	5	6	5	16
Led Team in Blocks	0	6	6	1	13

## 2018-19 GAME-BY-GAME

OPPONENT (Date)	MP	FG-A	PCT	3PT-A	PCT	FT-A	PCT	O-D-T	PF	A	TO	BLK	ST	TP
*vs. Michigan State (11.6)	32	1-7	.143	0-4	.000	0-0	---	0-3-3	2	3	2	0	3	2
*VERMONT (11.12)	33	12-14	.857	8-8	1.000	0-0	---	1-2-3	2	1	2	0	1	32
*LOUISIANA (11.16)	40	11-18	.611	7-12	.583	4-5	.800	2-7-9	0	2	3	0	2	33
*vs. Marquette (11.21)	36	6-12	.500	3-5	.600	1-2	.500	0-2-2	2	0	2	0	1	16
*vs. Tennessee (11.23)	43	6-12	.500	3-7	.429	0-0	---	1-1-2	2	4	2	0	1	15
*STANFORD (12.1)	43	10-17	.588	7-11	.636	0-0	.000	1-4-5	3	1	3	0	1	27
WOFFORD (12.4)	22	0-3	.000	0-2	.000	0-0	---	0-2-2	0	0	2	0	1	0
NEW MEXICO STATE (12.8)	31	2-8	.250	1-3	.333	0-0	---	0-6-6	2	5	1	1	2	5
*VILLANOVA (12.15)	39	9-15	.600	3-8	.375	8-10	.800	0-7-7	2	1	3	0	0	29
*SOUTH DAKOTA (12.18)	33	5-12	.417	2-3	.667	0-0	---	2-3-5	2	2	3	1	3	12
*at Arizona State (12.22)	37	5-16	.313	3-11	.273	1-1	1.000	0-2-2	4	1	3	0	2	14
*EASTERN MICHIGAN (12.29)	29	2-7	.286	0-5	.000	0-1	.000	0-3-3	0	4	2	0	1	4
*OKLAHOMA (1.2)	25	5-12	.417	2-7	.286	0-1	.000	0-4-4	1	1	4	1	3	12
*at Iowa State (1.5)	29	2-8	.250	2-6	.333	0-0	---	0-4-4	0	1	7	0	2	6
*TCU (1.9)	36	5-10	.500	2-7	.286	0-0	---	1-3-4	2	4	6	0	0	12
*at Baylor (1.12)	36	6-10	.600	6-8	.750	0-1	.000	0-3-3	1	2	4	1	0	18
*TEXAS (1.14)	32	7-14	.500	5-8	.625	2-2	1.000	0-4-4	0	4	0	0	1	21
*at West Virginia (1.19)	33	5-12	.417	2-6	.333	1-1	1.000	1-2-3	1	0	2	0	0	13
*IOWA STATE (1.21)	37	5-11	.455	2-6	.333	2-2	1.000	0-3-3	0	1	2	0	0	14
*at Kentucky (1.26)	35	4-9	.444	2-5	.400	0-0	---	1-5-6	3	1	1	1	0	10
at Texas (1.29)	23	4-9	.444	2-5	.400	0-0	---	0-2-2	0	1	1	0	1	10
*TEXAS TECH (2.2)	36	4-7	.571	3-4	.750	2-2	1.000	1-5-6	1	2	1	1	0	13
at Kansas State (2.5)														
OKLAHOMA STATE (2.9)														
at TCU (2.11)														
WEST VIRGINIA (2.16)														
at Texas Tech (2.23)														
KANSAS STATE (2.25)														
at Oklahoma State (3.2)														
at Oklahoma (3.5)														
BAYLOR (3.9)														
<b>TOTAL</b>	<b>740</b>	<b>116-243</b>	<b>.477</b>	<b>65-141</b>	<b>.461</b>	<b>21-28</b>	<b>.750</b>	<b>11-77-88</b>	<b>30</b>	<b>41</b>	<b>56</b>	<b>5</b>	<b>26</b>	<b>318</b>

\* Starter

## CAREER YEAR-BY-YEAR STATISTICS

SEASON	GP	GS	MIN	AVG	FG	FGA	PCT	3FG	3FGA	PCT	FT	FTA	PCT	OFF	DEF	TOT	AVG	PF	FO	AST	TO	BLK	STL	PTS	AVG
2015-16	19	0	91	4.8	14	25	.560	8	17	.471	3	6	.500	1	4	5	0.3	6	0	8	6	1	3	39	2.1
2016-17	36	6	878	24.4	97	219	.443	34	92	.370	38	46	.826	36	91	127	3.5	58	1	34	40	15	21	266	7.4
2017-18	39	35	1289	33.1	187	383	.488	59	158	.373	37	55	.673	37	150	187	4.8	74	0	83	64	13	34	470	12.1
2018-19	22	19	740	33.6	116	243	.477	65	141	.461	21	28	.750	11	77	88	4.0	30	0	41	56	5	26	318	14.5
<b>TOTAL</b>	<b>116</b>	<b>60</b>	<b>2998</b>	<b>25.8</b>	<b>414</b>	<b>870</b>	<b>.476</b>	<b>166</b>	<b>408</b>	<b>.407</b>	<b>99</b>	<b>135</b>	<b>.733</b>	<b>85</b>	<b>322</b>	<b>407</b>	<b>3.5</b>	<b>168</b>	<b>1</b>	<b>166</b>	<b>166</b>	<b>34</b>	<b>84</b>	<b>1093</b>	<b>9.4</b>

## BIG 12 ONLY YEAR-BY-YEAR STATISTICS

SEASON	GP	GS	MIN	AVG	FG	FGA	PCT	3FG	3FGA	PCT	FT	FTA	PCT	OFF	DEF	TOT	AVG	PF	FO	AST	TO	BLK	STL	PTS	AVG
2015-16	8	0	25	3.1	5	9	.556	5	8	.625	0	0	.000	0	1	1	0.1	3	0	0	1	0	0	15	1.9
2016-17	18	0	424	23.6	41	99	.414	15	43	.349	25	30	.833	18	41	59	3.3	27	1	14	20	5	9	122	6.8
2017-18	18	14	587	32.6	63	152	.414	22	75	.293	14	24	.583	10	62	72	4.0	42	0	25	29	4	12	162	9.0
2018-19	9	8	287	31.9	43	93	.462	26	57	.456	7	9	.778	3	30	33	3.7	6	0	16	27	3	7	119	13.2
<b>TOTAL</b>	<b>53</b>	<b>22</b>	<b>1323</b>	<b>25.0</b>	<b>152</b>	<b>353</b>	<b>.431</b>	<b>68</b>	<b>183</b>	<b>.372</b>	<b>46</b>	<b>63</b>	<b>.730</b>	<b>31</b>	<b>134</b>	<b>165</b>	<b>3.1</b>	<b>78</b>	<b>1</b>	<b>55</b>	<b>77</b>	<b>12</b>	<b>28</b>	<b>418</b>	<b>7.9</b>



# OCHAI AGBAJI

(OCH-eye uh-BAH-gee)

Freshman • Guard • 6-5 • 210 • Kansas City, Mo. • Oak Park HS

## SEASON STATS

PPG	RPG	APG	FG%	3FG%	FT%
8.8	4.8	0.8	54%	36%	67%

## LAST GAME VS. TEXAS TECH (2.2.19)

MIN	PTS	REBS	ASTS	BLKS	STLS
33	10	10	3	0	1

Played in his first game of the season vs. TCU (1/9) ... Previously declared a redshirt for 2018-19 on Nov. 5 ... A Kansas City product who is very athletic and has a great shooting touch ... Verbally committed to Kansas in February 2018 ... Bill Self compares Agbaji to Kansas City Jayhawk Travis Releford who played in 138 career games and was a two-year starter while at KU.

## CAREER HONORS

Big 12 Newcomer of the Week (2.4.19)

## CAREER HIGHS

Points	24	at Texas (1.29.19)
Field Goals	8	at Texas (1.29.19)
Field Goal Att.	10	at Texas (1.29.19)
3PT Field Goals	2	at Texas (1.29.19) vs. Iowa State (1.21.19)
3PT Field Goal Att.	4	4x, last vs. Texas Tech (2.2.19)
Free Throws	6	at Texas (1.29.19)
Free Throw Att.	8	at Texas (1.29.19)
Rebounds	10	vs. Texas Tech (2.2.19)
Assists	3	vs. Texas Tech (2.2.19)
Blocks	1	3x, last at Texas (1.29.19)
Steals	2	at Texas (1.29.19) vs. TCU (1.9.19)
Minutes	35	at Texas (1.29.19)

## MISCELLANEOUS

### FRESHMAN/CAREER

Double-Doubles	1
10+ Points	3
20+ Points	1
5+ Rebounds	3
10+ Rebounds	1
3+ Assists	1
2+ 3PT Field Goals	2
2+ Steals	2
2+ Blocks	-
Led Team in Pts.	1
Led Team in Rebs.	2
Led Team in Assists	-
Led Team in Steals	-
Led Team in Blocks	2

## 2018-19 GAME-BY-GAME

OPPONENT (Date)	MP	FG-A	PCT	3PT-A	PCT	FT-A	PCT	O-D-T	PF	A	TO	BLK	ST	TP
vs. Michigan State (11.6)														
VERMONT (11.12)														
LOUISIANA (11.16)														
vs. Marquette (11.21)														
vs. Tennessee (11.23)														
STANFORD (12.1)														
WOFFORD (12.4)														
NEW MEXICO STATE (12.8)														
VILLANOVA (12.15)														
SOUTH DAKOTA (12.18)														
at Arizona State (12.22)														
EASTERN MICHIGAN (12.29)														
OKLAHOMA (1.2)														
at Iowa State (1.5)														
TCU (1.9)	25	3-5	.600	1-2	.500	0-0	---	1-3-4	2	1	0	1	2	7
at Baylor (1.12)	21	4-5	.800	1-2	.500	1-2	.500	1-2-3	2	0	0	0	1	10
TEXAS (1.14)	25	2-5	.400	0-2	.000	0-0	---	0-4-4	1	2	0	0	1	4
at West Virginia (1.19)	4	0-1	.000	0-0	---	0-0	---	1-2-3	0	0	3	0	0	0
IOWA STATE (1.21)	16	3-6	.500	2-4	.500	0-0	.000	1-4-5	5	0	2	1	0	8
at Kentucky (1.26)	21	2-6	.333	1-4	.250	2-2	1.000	2-0-2	0	0	1	0	0	7
*at Texas (1.29)	35	8-10	.800	2-4	.500	6-8	.750	4-3-7	4	0	2	1	2	24
*TEXAS TECH (2.2)	33	3-8	.375	1-4	.250	3-6	.500	1-9-10	3	3	2	0	1	10
at Kansas State (2.5)														
OKLAHOMA STATE (2.9)														
at TCU (2.11)														
WEST VIRGINIA (2.16)														
at Texas Tech (2.23)														
KANSAS STATE (2.25)														
at Oklahoma State (3.2)														
at Oklahoma (3.5)														
BAYLOR (3.9)														
<b>TOTAL</b>	<b>180</b>	<b>25-46</b>	<b>.543</b>	<b>8-22</b>	<b>.364</b>	<b>12-18</b>	<b>.667</b>	<b>11-27-38</b>	<b>17</b>	<b>6</b>	<b>10</b>	<b>3</b>	<b>7</b>	<b>70</b>

^ Starter

## CAREER YEAR-BY-YEAR STATISTICS

SEASON	GP	GS	MIN	AVG	FG	FGA	PCT	3FG	3FGA	PCT	FT	FTA	PCT	OFF	DEF	TOT	AVG	PF	FO	AST	TO	BLK	STL	PTS	AVG
2018-19	8	2	180	22.5	25	46	.543	8	22	.364	12	18	.667	11	27	38	4.8	17	1	6	10	3	7	70	8.8
<b>TOTAL</b>	<b>8</b>	<b>2</b>	<b>180</b>	<b>22.5</b>	<b>25</b>	<b>46</b>	<b>.543</b>	<b>8</b>	<b>22</b>	<b>.364</b>	<b>12</b>	<b>18</b>	<b>.667</b>	<b>11</b>	<b>27</b>	<b>38</b>	<b>4.8</b>	<b>17</b>	<b>1</b>	<b>6</b>	<b>10</b>	<b>3</b>	<b>7</b>	<b>70</b>	<b>8.8</b>

## BIG 12 ONLY YEAR-BY-YEAR STATISTICS

SEASON	GP	GS	MIN	AVG	FG	FGA	PCT	3FG	3FGA	PCT	FT	FTA	PCT	OFF	DEF	TOT	AVG	PF	FO	AST	TO	BLK	STL	PTS	AVG
2018-19	7	2	159	22.7	23	40	.575	7	18	.389	10	16	.625	9	27	36	5.1	17	1	6	9	3	7	63	9.0
<b>TOTAL</b>	<b>7</b>	<b>2</b>	<b>159</b>	<b>22.7</b>	<b>23</b>	<b>40</b>	<b>.575</b>	<b>7</b>	<b>18</b>	<b>.389</b>	<b>10</b>	<b>16</b>	<b>.625</b>	<b>9</b>	<b>27</b>	<b>36</b>	<b>5.1</b>	<b>17</b>	<b>1</b>	<b>6</b>	<b>9</b>	<b>3</b>	<b>7</b>	<b>63</b>	<b>9.0</b>

# DAVID McCORMACK

Freshman • Forward • 6-10 • 265 • Norfolk, Va. • Oak Hill Academy

## SEASON STATS

PPG	RPG	BPG	FG%	3FG%	FT%
1.9	2.1	0.3	52%	-	46%

## LAST GAME VS. TEXAS TECH (2.2.19)

MIN	PTS	REBS	ASTS	BLKS	STLS
6	0	1	0	0	0

A 2018 McDonald's All-American who also represented the USA at the Nike Hoop Summit ... A big body who showed a lot of discipline in losing more than 50 pounds during high school ... Can play both power forward and center and can open up the middle with his outside shooting.



## CAREER HONORS

## CAREER HIGHS

Points	12	vs. South Dakota (12.18.18)
Field Goals	4	vs. South Dakota (12.18.18)
Field Goal Att.	7	vs. South Dakota (12.18.18)
3PT Field Goals	-	
3PT Field Goal Att.	-	
Free Throws	4	vs. South Dakota (12.18.18)
Free Throw Att.	4	vs. South Dakota (12.18.18) vs. Michigan State (11.6.18)
Rebounds	6	vs. South Dakota (12.18.18) vs. Louisiana (11.16.18) at Texas (1.29.19)
Assists	2	at Texas (1.29.19)
Blocks	2	vs. South Dakota (12.18.18)
Steals	1	vs. Oklahoma (1.2.19) vs. Eastern Michigan (12.29.18)
Minutes	17	vs. Eastern Michigan (12.29.18) vs. South Dakota (12.18.18)

## MISCELLANEOUS

	FRESHMAN/CAREER
Double-Doubles	-
10+ Points	1
20+ Points	-
5+ Rebounds	3
10+ Rebounds	-
2+ Assists	1
1+ 3PT Field Goals	-
2+ Steals	-
2+ Blocks	1
Led Team in Pts.	-
Led Team in Rebs.	-
Led Team in Assists	-
Led Team in Steals	-
Led Team in Blocks	3

## 2018-19 GAME-BY-GAME

OPPONENT (Date)	MP	FG-A	PCT	3PT-A	PCT	FT-A	PCT	O-D-T	PF	A	TO	BLK	ST	TP
vs. Michigan State (11.6)	5	1-2	.500	0-0	---	1-4	.250	1-2-3	1	1	0	0	0	3
VERMONT (11.12)						DNP								
LOUISIANA (11.16)	10	1-4	.250	0-0	---	0-0	---	4-2-6	0	0	0	1	0	2
vs. Marquette (11.21)	2	1-1	1.000	0-0	---	0-0	---	0-0-0	0	0	0	0	0	2
vs. Tennessee (11.23)	4	0-0	---	0-0	---	0-0	---	0-1-1	1	0	2	0	0	0
STANFORD (12.1)	1	0-0	---	0-0	---	0-0	---	0-1-1	0	0	0	0	0	0
WOFFORD (12.4)	5	3-5	.600	0-0	---	0-0	---	0-3-3	0	0	0	0	0	6
NEW MEXICO STATE (12.8)	4	0-1	.000	0-0	---	0-0	---	0-0-0	0	0	0	1	0	0
VILLANOVA (12.15)	1	0-0	---	0-0	---	0-0	---	0-0-0	0	0	0	0	0	0
SOUTH DAKOTA (12.18)	17	4-7	.571	0-0	---	4-4	1.000	1-5-6	2	1	0	2	0	12
at Arizona State (12.22)	11	1-2	.500	0-0	---	0-0	---	2-2-4	2	0	0	1	0	2
EASTERN MICHIGAN (12.29)	17	2-2	1.000	0-0	---	0-1	.000	0-5-5	2	0	0	1	1	4
OKLAHOMA (1.2)	6	0-1	.000	0-0	---	0-0	---	1-0-1	1	0	1	0	1	0
at Iowa State (1.5)	10	1-2	.500	0-0	---	0-0	---	0-1-1	1	0	0	0	0	2
TCU (1.9)	1	0-0	---	0-0	---	0-0	---	0-0-0	0	0	0	0	0	0
at Baylor (1.12)	6	0-0	---	0-0	---	0-0	---	0-0-0	1	0	0	0	0	0
TEXAS (1.14)	8	1-3	.333	0-0	---	0-1	.000	3-1-4	2	0	1	0	0	2
at West Virginia (1.19)	8	1-1	1.000	0-0	---	0-0	---	1-3-4	0	0	0	0	0	2
IOWA STATE (1.21)	2	0-0	---	0-0	---	0-0	---	0-1-1	0	0	0	0	0	0
at Kentucky (1.26)	8	0-1	.000	0-0	---	0-1	.000	1-2-3	1	0	0	0	0	0
at Texas (1.29)	9	1-1	1.000	0-0	---	0-0	---	0-0-0	1	2	1	0	0	2
TEXAS TECH (2.2)	6	0-0	---	0-0	---	0-0	---	0-1-1	0	0	2	0	0	0
at Kansas State (2.5)														
OKLAHOMA STATE (2.9)														
at TCU (2.11)														
WEST VIRGINIA (2.16)														
at Texas Tech (2.23)														
KANSAS STATE (2.25)														
at Oklahoma State (3.2)														
at Oklahoma (3.5)														
BAYLOR (3.9)														
<b>TOTAL</b>	<b>141</b>	<b>17-33</b>	<b>.515</b>	<b>0-0</b>	<b>---</b>	<b>5-11</b>	<b>.455</b>	<b>14-30-44</b>	<b>15</b>	<b>4</b>	<b>7</b>	<b>6</b>	<b>2</b>	<b>39</b>

^ Starter

## CAREER YEAR-BY-YEAR STATISTICS

SEASON	GP	GS	MIN	AVG	FG	FGA	PCT	3FG	3FGA	PCT	FT	FTA	PCT	OFF	DEF	TOT	AVG	PF	FO	AST	TO	BLK	STL	PTS	AVG
2018-19	21	0	141	6.7	17	33	.515	0	0	.000	5	11	.455	14	30	44	2.1	15	0	4	7	6	2	39	1.9
<b>TOTAL</b>	<b>21</b>	<b>0</b>	<b>141</b>	<b>6.7</b>	<b>17</b>	<b>33</b>	<b>.515</b>	<b>0</b>	<b>0</b>	<b>.000</b>	<b>5</b>	<b>11</b>	<b>.455</b>	<b>14</b>	<b>30</b>	<b>44</b>	<b>2.1</b>	<b>15</b>	<b>0</b>	<b>4</b>	<b>7</b>	<b>6</b>	<b>2</b>	<b>39</b>	<b>1.9</b>

## BIG 12 ONLY YEAR-BY-YEAR STATISTICS

SEASON	GP	GS	MIN	AVG	FG	FGA	PCT	3FG	3FGA	PCT	FT	FTA	PCT	OFF	DEF	TOT	AVG	PF	FO	AST	TO	BLK	STL	PTS	AVG
2018-19	9	0	56	6.2	4	8	.500	0	0	.000	0	1	.000	5	7	12	1.3	6	0	2	5	0	1	8	0.9
<b>TOTAL</b>	<b>9</b>	<b>0</b>	<b>56</b>	<b>6.2</b>	<b>4</b>	<b>8</b>	<b>.500</b>	<b>0</b>	<b>0</b>	<b>.000</b>	<b>0</b>	<b>1</b>	<b>.000</b>	<b>5</b>	<b>7</b>	<b>12</b>	<b>1.3</b>	<b>6</b>	<b>0</b>	<b>2</b>	<b>5</b>	<b>0</b>	<b>1</b>	<b>8</b>	<b>0.9</b>



# UDOKA AZUBUIKE

(you-DOE-kuh az-uh-BOO-kee)

Junior • Center • 7-0 • 270 • Delta, Nigeria • Potter's House Christian Academy

## SEASON STATS

PPG	RPG	BPG	FG%	3FG%	FT%
13.4	6.8	1.6	71%	-	34%

## LAST GAME VS. OKLAHOMA (1.2.19)

MIN	PTS	REBS	ASTS	BLKS	STLS
23	8	9	0	2	0

Announced Jan. 6 he will miss the remainder of the 2018-19 season due to surgery on his right wrist ... Led NCAA Division I in field goal percentage at 77.0, which ranks second best for a season in NCAA history ... Posted his sixth double-double of the season with 14 points and 11 rebounds vs. Clemson (3/23) ... Had 11 games with nine or more rebounds ... Ranked seventh in the Big 12 in rebound average (7.0) and sixth in blocked shots (1.7) ... Posted seven 20-point games season in 2017-18 ... Played in 11 games with six starts as a freshman in 2016-17 before a season-ending wrist injury.

## CAREER HONORS

- Kareem Abdul-Jabbar Center of the Year Award Candidate (1 of 20)
- Preseason All-Big 12 Honorable Mention
- All-Big 12 Third Team [2017-18]
- Academic All-Big 12 Second Team [2017-18]

## CAREER HIGHS

Points	26	at Nebraska (12.16.17)
Field Goals	13	at Nebraska (12.16.17)
Field Goal Att.	17	vs. Vermont (11.12.18)
	17	at Nebraska (12.16.17)
3PT Field Goals	-	-
3PT Field Goal Att.	-	-
Free Throws	7	vs. West Virginia (2.17.18)
Free Throw Att.	11	vs. Baylor (1.20.18)
Rebounds	13	at Texas (12.29.17)
Assists	2	4x, last vs. Marquette (11.21.18)
Blocks	5	vs. Texas (2.26.18) vs. Kansas State (1.13.18)
Steals	3	vs. Oklahoma (2.19.18)
Minutes	34	3x, last vs. Vermont (11.12.18)

## MISCELLANEOUS

	FR	SO	JR	CAREER
Double-Doubles	1	6	1	8
10+ Points	1	25	5	30
20+ Points	0	7	2	9
5+ Rebounds	4	30	5	39
10+ Rebounds	1	6	1	8
3+ Assists	0	0	-	0
2+ Steals	0	4	-	4
2+ Blocks	5	19	4	28
Led Team in Pts.	0	7	1	8
Led Team in Rebs.	3	20	2	25
Led Team in Assists	0	0	-	0
Led Team in Steals	0	1	-	1
Led Team in Blocks	6	22	5	33

## 2018-19 GAME-BY-GAME

OPPONENT (Date)	MP	FG-A	PCT	3PT-A	PCT	FT-A	PCT	O-D-T	PF	A	TO	BLK	ST	TP
^vs. Michigan State (11.6)	20	7-10	.700	0-0	---	3-7	.429	2-1-3	4	1	2	4	1	17
^VERMONT (11.12)	34	10-17	.588	0-0	---	3-6	.500	1-10-11	2	0	3	1	0	23
^LOUISIANA (11.16)	23	8-10	.800	0-0	---	1-4	.250	4-4-8	3	1	2	4	0	17
^vs. Marquette (11.21)	15	3-5	.600	0-0	---	0-3	.000	1-3-4	4	2	2	0	0	6
^vs. Tennessee (11.23)	17	4-6	.667	0-0	---	1-2	.500	1-3-4	5	0	4	1	1	9
^STANFORD (12.1)	28	9-11	.818	0-0	---	0-3	.000	3-6-9	4	1	2	0	1	18
^WOFFORD (12.4)	4	0-1	.000	0-0	---	0-0	---	2-2-4	0	0	0	0	0	0
NEW MEXICO STATE (12.8)								DNP -- INJURED						
VILLANOVA (12.15)								DNP -- INJURED						
SOUTH DAKOTA (12.18)								DNP -- INJURED						
at Arizona State (12.22)								DNP -- INJURED						
^EASTERN MICHIGAN (12.29)	20	10-13	.769	0-0	---	3-6	.500	3-6-9	2	0	2	2	1	23
^OKLAHOMA (1.2)	23	4-5	.800	0-0	---	0-1	.000	3-6-9	2	0	1	2	0	8
at Iowa State (1.5)								DNP -- INJURED						
TCU (1.9)								DNP -- INJURED						
at Baylor (1.12)								DNP -- INJURED						
TEXAS (1.14)								DNP -- INJURED						
at West Virginia (1.19)								DNP -- INJURED						
IOWA STATE (1.21)								DNP -- INJURED						
at Kentucky (1.26)								DNP -- INJURED						
at Texas (1.29)								DNP -- INJURED						
TEXAS TECH (2.2)								DNP -- INJURED						
at Kansas State (2.5)								DNP -- INJURED						
OKLAHOMA STATE (2.9)								DNP -- INJURED						
at TCU (2.11)								DNP -- INJURED						
WEST VIRGINIA (2.16)								DNP -- INJURED						
at Texas Tech (2.23)								DNP -- INJURED						
KANSAS STATE (2.25)								DNP -- INJURED						
at Oklahoma State (3.2)								DNP -- INJURED						
at Oklahoma (3.5)								DNP -- INJURED						
BAYLOR (3.9)								DNP -- INJURED						
<b>TOTAL</b>	<b>184</b>	<b>55-78</b>	<b>.705</b>	<b>0-0</b>	<b>---</b>	<b>11-32</b>	<b>.344</b>	<b>20-41-61</b>	<b>26</b>	<b>5</b>	<b>18</b>	<b>14</b>	<b>4</b>	<b>121</b>

^ Starter

## CAREER YEAR-BY-YEAR STATISTICS

SEASON	GP	GS	MIN	AVG	FG	FGA	PCT	3FG	3FGA	PCT	FT	FTA	PCT	OFF	DEF	TOT	AVG	PF	FO	AST	TO	BLK	STL	PTS	AVG
2016-17	11	6	142	12.9	22	35	.629	0	0	.000	11	29	.379	13	35	48	4.4	31	0	2	15	18	2	55	5.0
2017-18	36	34	848	23.6	211	274	.770	0	0	.000	45	109	.413	87	165	252	7.0	108	4	24	63	60	20	467	13.0
2018-19	9	9	184	20.4	55	78	.705	0	0	.000	11	32	.344	20	41	61	6.8	26	1	5	18	14	4	121	13.4
<b>TOTAL</b>	<b>56</b>	<b>49</b>	<b>1174</b>	<b>21.0</b>	<b>288</b>	<b>387</b>	<b>.744</b>	<b>0</b>	<b>0</b>	<b>.000</b>	<b>67</b>	<b>170</b>	<b>.394</b>	<b>120</b>	<b>241</b>	<b>361</b>	<b>6.4</b>	<b>165</b>	<b>5</b>	<b>31</b>	<b>96</b>	<b>92</b>	<b>26</b>	<b>643</b>	<b>11.5</b>

## BIG 12 ONLY YEAR-BY-YEAR STATISTICS

SEASON	GP	GS	MIN	AVG	FG	FGA	PCT	3FG	3FGA	PCT	FT	FTA	PCT	OFF	DEF	TOT	AVG	PF	FO	AST	TO	BLK	STL	PTS	AVG
2016-17	-	-	-	-	-	-	-	-	-	-	-	-	-	-	-	-	-	-	-	-	-	-	-	-	-
2017-18	18	18	431	23.9	100	127	.787	0	0	.000	32	76	.421	42	76	118	6.6	59	2	11	38	32	11	232	12.9
2018-19	1	1	23	23.0	4	5	.800	0	0	.000	0	1	.000	3	6	9	9.0	2	0	0	1	2	0	8	8.0
<b>TOTAL</b>	<b>19</b>	<b>19</b>	<b>454</b>	<b>23.9</b>	<b>104</b>	<b>132</b>	<b>.788</b>	<b>0</b>	<b>0</b>	<b>.000</b>	<b>32</b>	<b>77</b>	<b>.416</b>	<b>45</b>	<b>82</b>	<b>127</b>	<b>6.7</b>	<b>61</b>	<b>2</b>	<b>11</b>	<b>39</b>	<b>34</b>	<b>11</b>	<b>240</b>	<b>12.6</b>



# MITCH LIGHTFOOT

Junior • Forward • 6-8 • 225 • Gilbert, Arizona • Gilbert Christian HS

## SEASON STATS

PPG	RPG	BPG	FG%	3FG%	FT%
1.5	2.0	0.5	52%	0%	50%

## LAST GAME VS. TEXAS TECH (2.2.19)

MIN	PTS	REBS	ASTS	BLKS	STLS
7	0	1	0	0	0

Started seven games in 2017-18 ... Pulled down a career-high 11 rebounds vs. Penn (3/18) with nine points ... Went 22-for-31 (71.0 percent) in his last 11 games ... Finished second on the team with 54 blocked shots ... Ranked eighth in the Big 12 with 1.5 blocked shots per game ... Led Kansas with 16 charges drawn ... Was born in Kansas City and moved to Arizona as a youth ... Played in 26 games as a freshman.

## CAREER HONORS

### CAREER HIGHS

Points	11	vs. Oakland (11.24.17)
Field Goals	4	4x, last vs. Kansas State (3.9.18)
Field Goal Att.	7	at West Virginia (1.15.18) vs. Texas Southern (11.21.17)
3PT Field Goals	2	vs. Tennessee St. (11.10.17)
3PT Field Goal Att.	3	vs. Texas Southern (11.21.17)
Free Throws	4	at Nebraska (12.16.17) vs. Oakland (11.24.17)
Free Throw Att.	4	4x, last vs. South Dakota (12.18.18)
Rebounds	11	vs. Penn (3.15.18)
Assists	2	vs. Eastern Michigan (12.29.18) at Baylor (2.10.18)
Blocks	6	at TCU (1.6.18)
Steals	2	at Iowa State (2.13.18)
Minutes	27	vs. Penn (3.15.18)

### MISCELLANEOUS

	FR	SO	JR	CAREER
Double-Doubles	0	0	-	0
10+ Points	0	2	-	2
20+ Points	0	0	-	0
5+ Rebounds	1	10	3	14
10+ Rebounds	0	1	-	1
2+ Assists	0	1	1	2
2+ 3PT Field Goals	0	1	-	1
2+ Steals	0	1	-	1
2+ Blocks	3	13	-	16
Led Team in Pts.	0	0	-	0
Led Team in Rebs.	0	2	-	2
Led Team in Assists	0	0	-	0
Led Team in Steals	0	1	-	1
Led Team in Blocks	6	19	5	30

## 2018-19 GAME-BY-GAME

OPPONENT (Date)	MP	FG-A	PCT	3PT-A	PCT	FT-A	PCT	O-D-T	PF	A	TO	BLK	ST	TP
vs. Michigan State (11.6)	6	2-2	1.000	0-0	---	0-0	---	1-0-1	3	0	0	1	0	4
VERMONT (11.12)	6	0-1	.000	0-1	.000	1-2	.500	0-1-1	1	1	0	1	0	1
LOUISIANA (11.16)	2	0-0	---	0-0	---	0-0	---	0-0-0	1	0	1	0	0	0
vs. Marquette (11.21)	13	1-1	1.000	0-0	---	1-1	1.000	1-1-2	0	1	0	1	0	3
vs. Tennessee (11.23)	8	0-0	---	0-0	---	0-0	---	0-3-3	0	0	0	1	0	0
STANFORD (12.1)	5	0-1	.000	0-0	---	0-0	---	1-0-1	0	0	0	0	0	0
WOFFORD (12.4)	6	0-0	---	0-0	---	0-0	---	1-1-2	0	0	1	0	0	0
NEW MEXICO STATE (12.8)	18	3-6	.500	0-1	.000	1-2	.500	2-4-6	3	1	1	1	0	7
VILLANOVA (12.15)	14	1-1	1.000	0-0	---	0-1	.000	0-2-2	1	0	1	1	0	2
SOUTH DAKOTA (12.18)	14	2-3	.667	0-1	.000	3-4	.750	3-3-6	1	1	0	1	0	7
at Arizona State (12.22)	8	0-1	.000	0-0	---	0-0	---	1-1-2	2	0	1	1	0	0
EASTERN MICHIGAN (12.29)	11	2-3	.667	0-0	---	0-0	---	1-5-6	4	2	0	0	0	4
OKLAHOMA (1.2)	4	0-0	---	0-0	---	0-0	---	1-0-1	0	0	0	0	0	0
at Iowa State (1.5)	7	0-1	.000	0-1	.000	0-0	---	0-0-0	1	0	1	0	0	0
TCU (1.9)	10	1-1	1.000	0-0	---	0-0	---	0-3-3	0	0	0	0	0	2
at Baylor (1.12)	3	0-0	---	0-0	---	0-0	---	0-2-2	2	0	0	1	0	0
TEXAS (1.14)	6	0-1	.000	0-0	---	0-2	.000	0-0-0	1	0	0	0	0	0
at West Virginia (1.19)	4	0-0	---	0-0	---	0-0	---	0-0-0	1	0	0	0	0	0
IOWA STATE (1.21)														DNP
at Kentucky (1.26)														DNP
at Texas (1.29)	14	0-1	.000	0-0	---	0-0	---	0-0-0	3	0	0	1	0	0
TEXAS TECH (2.2)	7	0-0	---	0-0	---	0-0	---	0-1-1	2	0	1	0	0	0
at Kansas State (2.5)														
OKLAHOMA STATE (2.9)														
at TCU (2.11)														
WEST VIRGINIA (2.16)														
at Texas Tech (2.23)														
KANSAS STATE (2.25)														
at Oklahoma State (3.2)														
at Oklahoma (3.5)														
BAYLOR (3.9)														
<b>TOTAL</b>	<b>166</b>	<b>12-23</b>	<b>.522</b>	<b>0-4</b>	<b>.000</b>	<b>6-12</b>	<b>.500</b>	<b>12-27-39</b>	<b>26</b>	<b>6</b>	<b>7</b>	<b>10</b>	<b>0</b>	<b>30</b>

^ Starter

## CAREER YEAR-BY-YEAR STATISTICS

SEASON	GP	GS	MIN	AVG	FG	FGA	PCT	3FG	3FGA	PCT	FT	FTA	PCT	OFF	DEF	TOT	AVG	PF	FO	AST	TO	BLK	STL	PTS	AVG
2016-17	26	0	102	3.9	10	18	.556	2	3	.667	2	12	.167	9	16	25	1.0	17	0	1	7	11	2	24	0.9
2017-18	38	7	531	14.0	60	105	.571	6	17	.353	18	25	.720	48	68	116	3.1	83	3	10	29	54	10	144	3.8
2018-19	20	0	166	8.3	12	23	.522	0	4	.000	6	12	.500	12	27	39	2.0	26	0	6	7	10	0	30	1.5
<b>TOTAL</b>	<b>84</b>	<b>7</b>	<b>799</b>	<b>9.5</b>	<b>82</b>	<b>146</b>	<b>.562</b>	<b>8</b>	<b>24</b>	<b>.333</b>	<b>26</b>	<b>49</b>	<b>.531</b>	<b>69</b>	<b>111</b>	<b>180</b>	<b>2.1</b>	<b>126</b>	<b>3</b>	<b>17</b>	<b>43</b>	<b>75</b>	<b>12</b>	<b>198</b>	<b>2.4</b>

## BIG 12 ONLY YEAR-BY-YEAR STATISTICS

SEASON	GP	GS	MIN	AVG	FG	FGA	PCT	3FG	3FGA	PCT	FT	FTA	PCT	OFF	DEF	TOT	AVG	PF	FO	AST	TO	BLK	STL	PTS	AVG
2016-17	10	0	39	3.9	2	5	.400	0	0	.000	1	4	.250	4	5	9	0.9	7	0	0	3	6	0	5	0.5
2017-18	18	2	238	13.2	26	51	.510	1	8	.125	3	5	.600	24	22	46	2.6	33	1	7	6	27	5	56	3.1
2018-19	8	0	55	6.9	1	4	.250	0	1	.000	0	2	.000	1	6	7	0.9	10	0	0	2	2	0	2	0.3
<b>TOTAL</b>	<b>36</b>	<b>2</b>	<b>332</b>	<b>9.2</b>	<b>29</b>	<b>60</b>	<b>.483</b>	<b>1</b>	<b>9</b>	<b>.111</b>	<b>4</b>	<b>11</b>	<b>.364</b>	<b>29</b>	<b>33</b>	<b>62</b>	<b>1.7</b>	<b>50</b>	<b>1</b>	<b>7</b>	<b>11</b>	<b>35</b>	<b>5</b>	<b>63</b>	<b>1.8</b>



# GAME-BY-GAME COMPARISONS

Opponent	1st	2nd	Score	Mar	Total FG	FG Pct	3-Pointers	3FG Pct	Free Throws	FT Pct	Rebounds	Mar	Assist	TOver	Block	Steal	Fouls
vs. Michigan State (11/6)	50/36	42/51	92-87	+5	31-69/26-59	.449/.441	10-23/12-23	.435/.522	20-33/23-35	.606/.657	42/40	+2	21/19	11/18	7/7	10/5	28/25
VERMONT (11/12)	40/36	44/32	84-68	+16	33-63/23-56	.524/.411	12-19/9-26	.632/.346	6-10/13-17	.600/.765	38/28	+10	19/11	13/12	2/2	7/3	18/13
LOUISIANA (11/16)	44/41	45/35	89-76	+13	32-65/27-63	.492/.429	8-22/12-36	.364/.333	17-26/10-12	.654/.833	45/32	+13	20/16	16/15	5/0	6/10	14/20
vs. Marquette (11/21)	38/47	39/21	77-68	+9	28-58/25-60	.483/.417	5-10/14-31	.500/.452	16-24/4-5	.667/.800	38/31	+7	10/17	8/13	5/7	6/2	15/22
vs. Tennessee (11/23)	31/33	38/36	87-81	+6	30-60/31-75	.500/.413	5-17/7-27	.294/.259	22-34/12-17	.647/.706	43/40	+3	13/19	16/14	2/4	6/5	18/25
STANFORD (12/1)	29/35	46/40	90-84	+6	32-64/28-63	.500/.444	7-16/12-34	.438/.353	19-27/16-19	.704/.842	37/36	+1	12/13	11/18	0/6	10/3	20/22
WOFFORD (12/4)	29/26	43/21	72-47	+25	31-63/17-65	.492/.262	3-23/5-26	.130/.192	7-10/8-10	.700/.800	36/45	(9)	11/5	7/18	5/3	9/1	11/14
NEW MEXICO ST. (12/8)	26/28	37/32	63-60	+3	25-58/25-55	.431/.455	7-21/7-26	.333/.269	6-12/3-10	.500/.300	36/37	(1)	15/20	13/16	4/4	7/6	15/15
VILLANOVA (12/15)	33/31	41/40	74-71	+3	23-46/24-59	.500/.407	5-15/8-28	.333/.286	23-30/15-19	.767/.789	35/26	+9	9/8	14/9	2/2	4/5	19/21
SOUTH DAKOTA (12/18)	37/27	52/26	89-53	+36	34-66/22-58	.515/.379	9-23/3-13	.391/.231	12-15/6-13	.800/.462	42/31	+11	19/14	12/17	5/2	11/8	16/15
at Arizona State (12/22)	39/31	37/49	76-80	(4)	27-65/26-63	.415/.413	7-28/8-21	.250/.381	15-16/20-32	.938/.625	40/41	(1)	13/13	16/11	5/5	6/9	22/12
Eastern Michigan (12/29)	46/25	41/38	87-63	+24	31-56/21-70	.554/.300	7-21/6-32	.333/.188	18-26/15-23	.692/.652	42/42	-	25/7	17/16	4/1	7/9	20/23
OKLAHOMA (1/2)	40/25	30/38	70-63	+7	26-63/25-62	.413/.403	4-21/5-22	.190/.227	14-22/8-13	.636/.615	42/40	+2	10/9	14/17	6/2	11/5	17/17
at Iowa State (1/5)	32/36	28/41	60-77	(17)	24-56/28-61	.429/.459	6-20/13-25	.300/.520	6-11/8-10	.545/.800	41/26	+15	12/18	24/12	1/4	6/13	10/12
TCU (1/9)	40/31	37/37	77-68	+9	26-60/25-54	.433/.463	5-21/9-21	.238/.429	20-27/9-13	.741/.692	34/34	-	13/12	12/20	2/3	10/6	13/18
at Baylor (1/12)	35/25	38/43	73-68	+5	24-44/25-75	.545/.333	9-16/9-31	.563/.290	16-27/9-15	.593/.600	30/49	(19)	13/13	14/14	11/3	6/9	19/23
TEXAS (1/14)	38/40	42/38	80-78	+2	29-54/29-69	.537/.420	11-22/13-34	.500/.382	11-21/7-7	.524/1.000	31/38	(7)	14/19	4/6	1/2	5/2	12/18
at West Virginia (1/19)	23/23	41/42	64-65	(1)	24-55/25-54	.436/.463	5-16/5-14	.313/.357	11-13/10-14	.846/.714	34/28	+6	6/12	18/13	1/2	7/11	15/14
IOWA STATE (1/21)	37/42	43/34	80-76	+4	33-64/27-62	.516/.435	6-14/12-30	.429/.400	8-13/10-17	.615/.588	38/36	+2	10/12	11/14	3/3	7/7	17/18
at Kentucky (1/26)	33/30	30/41	63-71	(8)	23-63/25-64	.365/.391	9-23/4-18	.391/.222	8-11/17-23	.727/.739	36/49	(13)	9/14	8/11	2/8	4/4	21/13
at Texas (1/29)	23/26	40/47	63-73	(10)	22-51/21-50	.431/.420	6-18/10-28	.333/.357	13-16/21-23	.813/.913	27/31	(4)	10/13	13/12	4/2	8/5	20/13
TEXAS TECH (2/2)	46/26	33/37	79-63	+16	27-59/22-64	.458/.344	13-30/6-28	.433/.214	12-19/13-22	.632/.591	39/42	(3)	19/8	13/11	3/5	6/7	18/15
at Kansas State (2/5)																	
OKLAHOMA STATE (2/9)																	
at TCU (2/11)																	
WEST VIRGINIA (2/16)																	
at Texas Tech (2/23)																	
KANSAS STATE (2/25)																	
at Oklahoma State (3/2)																	
at Oklahoma (3/5)																	
BAYLOR (3/9)																	

Note: Game totals are displayed in the format KANSAS/OPPONENT for each category

## SPECIALTY SCORING STATS

Opponent	PAINT			OFF TURNOVERS			2ND CHANCE			FAST BREAK			BENCH		
	KU	OPP	MARGIN	KU	OPP	MARGIN	KU	OPP	MARGIN	KU	OPP	MARGIN	KU	OPP	MARGIN
vs. Michigan State (11/6)	40	24	+16	20	11	+9	12	11	+1	24	26	(2)	16	18	(2)
VERMONT (11/12)	32	16	+16	18	9	+9	16	5	+11	11	5	+6	12	11	+1
LOUISIANA (11/16)	44	24	+20	17	23	(6)	20	4	+16	7	23	-16	10	7	+3
vs. Marquette (11/21)	40	16	+24	15	5	+10	11	6	+5	8	0	+8	16	10	+6
vs. Tennessee (11/23)	48	40	+8	14	16	(2)	11	9	+2	12	0	+12	17	12	+5
STANFORD (12/1)	46	32	+14	22	9	+13	20	9	+11	5	2	+3	9	14	(5)
WOFFORD (12/4)	46	16	+30	25	5	+20	7	12	(5)	17	3	+14	15	14	+1
NEW MEXICO ST. (12/8)	32	36	(4)	29	16	+13	14	12	+2	6	5	+1	15	19	(4)
VILLANOVA (12/15)	24	30	(6)	10	9	+1	10	12	(2)	5	2	+3	4	0	+4
SOUTH DAKOTA (12/18)	38	32	+6	19	11	+8	10	5	+5	17	2	+15	40	30	+10
at Arizona State (12/22)	38	26	+12	10	13	(3)	6	11	(5)	10	7	+3	5	26	(21)
Eastern Michigan (12/29)	46	20	+26	20	17	+3	12	7	+5	16	9	+7	21	30	(9)
OKLAHOMA (1/2)	40	32	+8	22	14	+8	13	6	+7	12	6	+6	7	7	-
at Iowa State (1/5)	32	20	+12	4	20	(16)	12	6	+6	4	3	+1	6	14	(8)
TCU (1/9)	38	30	+8	24	13	+11	13	7	+6	8	6	+2	16	14	+2
at Baylor (1/12)	24	32	(8)	15	17	(2)	5	14	(9)	2	4	(2)	13	24	(11)
TEXAS (1/14)	34	28	+6	12	3	+9	2	17	(15)	6	3	+3	6	24	(18)
at West Virginia (1/19)	32	34	(2)	15	9	+6	6	8	(2)	4	6	(2)	4	28	(24)
IOWA STATE (1/21)	46	26	+20	17	8	+9	10	10	-	4	6	(2)	10	3	+7
at Kentucky (1/26)	20	38	(18)	10	8	+2	17	18	(1)	6	8	(2)	7	0	+7
at Texas (1/29)	30	16	+14	13	7	+6	13	10	+3	15	2	+13	12	18	(6)
TEXAS TECH (2/2)	26	26	-	15	16	(1)	5	10	(5)	14	5	+9	5	14	(9)
at Kansas State (2/5)															
OKLAHOMA STATE (2/9)															
at TCU (2/11)															
WEST VIRGINIA (2/16)															
at Texas Tech (2/23)															
KANSAS STATE (2/25)															
at Oklahoma State (3/2)															
at Oklahoma (3/5)															
BAYLOR (3/9)															
<b>AVG/GM - OVERALL</b>	<b>36.2</b>	<b>27.0</b>	<b>+9.2</b>	<b>16.6</b>	<b>11.8</b>	<b>+4.9</b>	<b>11.1</b>	<b>9.5</b>	<b>+1.6</b>	<b>9.7</b>	<b>6.0</b>	<b>+3.6</b>	<b>12.1</b>	<b>15.3</b>	<b>(3.2)</b>
<b>AVG/GM - BIG 12 ONLY</b>	<b>33.6</b>	<b>27.1</b>	<b>+6.4</b>	<b>15.2</b>	<b>11.9</b>	<b>+3.3</b>	<b>8.8</b>	<b>9.8</b>	<b>(1.0)</b>	<b>7.7</b>	<b>4.6</b>	<b>+3.1</b>	<b>8.8</b>	<b>16.2</b>	<b>(7.4)</b>

# INDIVIDUAL LEADERS GAME-BY-GAME

OPPONENT	SCORE	W/L	POINTS	REBOUNDS	ASSISTS	STEALS	BLOCKS
vs. Michigan State (11/6)	92-87	W	21-Quentin Grimes	14-Dedric Lawson	6-Dedric Lawson	3-Lagerald Vick Devon Dotson	4-Udoka Azubuike
VERMONT (11/12)	84-68	W	32-Lagerald Vick	11-Udoka Azubuike	10-Quentin Grimes	2-Devon Dotson Marcus Garrett	1-Mitch Lightfoot Udoka Azubuike
LOUISIANA (11/16)	89-76	W	33-Lagerald Vick	9-Lagerald Vick	5-Marcus Garrett	2-Lagerald Vick	4-Udoka Azubuike
vs. Marquette (11/21)	77-68	W	26-Dedric Lawson	12-Dedric Lawson	4-Devon Dotson	3-Devon Dotson	2-Marcus Garrett Dedric Lawson
vs. Tennessee (11/23)	87-81	WOT	24-Dedric Lawson	13-Dedric Lawson	5-Dedric Lawson	2-K.J. Lawson	1-Mitch Lightfoot Udoka Azubuike
STANFORD (12/1)	90-84	WOT	27-Lagerald Vick	15-Dedric Lawson	4-Devon Dotson	4-Marcus Garrett	-
WOFFORD (12/4)	72-47	W	20-Dedric Lawson	8-Dedric Lawson	3-Three Tied	3-Devon Dotson	3-Dedric Lawson
NEW MEXICO STATE (12/8)	63-60	W	20-Dedric Lawson	10-Dedric Lawson	5-Lagerald Vick	3-Charlie Moore	1-Four Tied
VILLANOVA (12/15)	74-71	W	29-Lagerald Vick	12-Dedric Lawson	3-Marcus Garrett	4-Marcus Garrett	1-Marcus Garrett Mitch Lightfoot
SOUTH DAKOTA (12/18)	89-53	W	18-Charlie Moore	14-Dedric Lawson	6-Devon Dotson	3-Three Tied	2-David McCormack
at Arizona State (12/22)	76-80	L	30-Dedric Lawson	14-Dedric Lawson	5-Devon Dotson	2-Charlie Moore Lagerald Vick	1-Five Tied
EASTERN MICHIGAN (12/29)	87-63	W	23-Udoka Azubuike	9-Udoka Azubuike	5-Dedric Lawson	3-Devon Dotson	2-Udoka Azubuike
OKLAHOMA (1/2)	70-63	W	16-Devon Dotson	15-Dedric Lawson	5-Marcus Garrett	4-Devon Dotson	3-Dedric Lawson
at Iowa State (1/5)	60-77	L	19-Quentin Grimes	12-Dedric Lawson	3-Dedric Lawson Devon Dotson	2-Devon Dotson Lagerald Vick	1-Dedric Lawson
TCU (1/9)	77-68	W	31-Dedric Lawson	14-Dedric Lawson	4-Lagerald Vick	3-Dedric Lawson	1-Ochai Agbaji Devon Dotson
at Baylor (1/12)	73-68	W	18-Vick, Lagerald	6-Grimes, Quentin	5-Dotson, Devon	5-Lawson, Dedric	5-Lawson, Dedric
TEXAS (1/14)	80-78	W	21-Vick, Lagerald	8-Lawson, Dedric	5-Dotson, Devon	3-Garrett, Marcus	1-Garrett, Marcus
at West Virginia (1/19)	64-65	L	15-Lawson, Dedric Garrett, Marcus	11-Lawson, Dedric	3-Garrett, Marcus	6-Garrett, Marcus	1-Lawson, Dedric
IOWA STATE (1/21)	80-76	W	29-Lawson, Dedric	15-Lawson, Dedric	8-Dotson, Devon	3-Garrett, Marcus	1-Three Tied
at Kentucky (1/26)	63-71	L	20-Lawson, Dedric	15-Lawson, Dedric	4-Dotson, Devon	2-Garrett, Marcus	1-Lawson, Dedric Garrett, Marcus
at Texas (1/29)	63-73	L	24-Agbaji, Ochai	7-Lawson, Dedric Agbaji, Ochai	4-Dotson, Devon	3-Lawson, Dedric	2-Lawson, Dedric
TEXAS TECH (2/2)	79-63	W	25-Lawson, Dedric	10-Agbaji, Ochai Lawson, Dedric	6-Moore, Charlie	3-Dotson, Devon	2-Lawson, Dedric
at Kansas State (2/5)							
OKLAHOMA STATE (2/9)							
at TCU (2/11)							
WEST VIRGINIA (2/16)							
at Texas Tech (2/23)							
KANSAS STATE (2/25)							
at Oklahoma State (3/2)							
at Oklahoma (3/5)							
BAYLOR (3/9)							

## INDIVIDUAL SUPERLATIVES

CATEGORY	KANSAS	OPPONENT
Points Scored	33 by Lagerald Vick vs. Louisiana (11-16-18)	29 by Phil Booth of Villanova (12-15-18)
Total Field Goals	13 by Detric Lawson vs. Iowa State (1-21-19)	11 by Phil Booth of Villanova (12-15-18)
Total FGs Attempted	19 by Detric Lawson vs. TCU (1-9-19)	23 by Markus Howard of Marquette (11-21-18)
Highest FG% (5 made)	85.7 (12-14) by Lagerald Vick vs. Vermont (11-12-18)	100.0 (5-5) by Jermaine Haley of West Virginia (1-19-19)
Highest FG% (10 made)	85.7 (12-14) by Lagerald Vick vs. Vermont (11-12-18)	58.8 (10-17) by Stanley Umude of South Dakota (12-18-18)
3-Point Field Goals	8 by Lagerald Vick vs. Vermont (11-12-18)	6 by Sam Hauser of Marquette (11-21-18)
3-Pt. FGs Attempted	12 by Lagerald Vick vs. Louisiana (11-16-18)	13 by Sam Hauser of Marquette (11-21-18)
3-Point FG% (min. 3 made)	100.0 (8-8) by Lagerald Vick vs. Vermont (11-12-18) 100.0 (3-3) by Detric Lawson vs. Texas Tech (2-2-19)	100.0 (5-5) by Maial Shayok of Iowa State (1-4-19)
Free Throws	10 by Detric Lawson vs. Stanford (12-1-18) 10 by Detric Lawson vs. Michigan State (11-6-18)	7 by Jaxson Hayes of Texas (1-29-19) 7 by Eric Paschall of Villanova (12-15-18)
Free Throws Attempted	13 by Detric Lawson vs. TCU (1-9-19)	10 by Nick Ward of Michigan State (11-6-18)
Free Throw % (min. 5 made)	100.0 (6-6) by Quentin Grimes vs. Eastern Michigan (12-29-18) 100.0 (5-5) by Detric Lawson at Arizona State (12-22-18)	100.0, 5x, last (6-6) by Dylan Osetkowski of Texas (1-29-19)
Offensive Rebounds	7 by Detric Lawson vs. Iowa State (1-21-19)	8 by Mark Vital of Baylor (1-12-19) 8 by Cameron Jackson of Wofford (12-4-18)
Defensive Rebounds	12 by Detric Lawson at Arizona State (12-22-18) 12 by Detric Lawson vs. South Dakota (12-18-18)	12 by Christian James of Oklahoma (1-2-19)
Total Rebounds	15, 4x, last by Detric Lawson at Kentucky (1-26-19)	14 by James Thompson IV of Eastern Michigan (12-29-18)
Assists	10 by Quentin Grimes vs. Vermont (11-12-18)	11 by Cassius Winston of Michigan State (11-6-18)
Turnovers	7 by Devon Dotson at West Virginia (1-19-19) 7 by Lagerald Vick at Iowa State (1-5-19)	6 by Cameron Jackson of Wofford (12-4-18)
Blocked Shots	5 by Detric Lawson at Baylor (1-12-19)	5, 2x, last by Nick Richards of Kentucky (1-26-19)
Steals	6 by Marcus Garrett at West Virginia (1-19-19)	4, 5x, last by James Bolden of West Virginia (1-19-19)
Minutes Played (including OT)	43, 3x, last by Lagerald Vick & Devon Dotson vs. Stanford (12-1-18)	44 by Daejon Davis of Stanford (12-1-18)

## TEAM SUPERLATIVES

KANSAS HIGH	KANSAS LOW	CATEGORY	OPPONENT HIGH	OPPONENT LOW
92 vs. Michigan State (11-6-18)	60 at Iowa State (1-5-19)	<b>Points</b>	87 by Michigan State (11-6-18)	47 by Wofford (12-4-18)
52 (2nd) vs. South Dakota (12-18-18)	23 (1st) at Texas (1-29-19) 23 (1st) at West Virginia (1-19-19)	<b>Points/Half</b>	51 (2nd) by Michigan State (11-6-18)	21 (2nd) by Wofford (12-4-18) 21 (2nd) by Marquette (11-21-18)
18 vs. Tennessee (11-23-18)	15 vs. Stanford (12-1-18)	<b>Points/OT</b>	12 by Tennessee (11-23-18)	9 by Stanford (12-1-18)
34 vs. South Dakota (12-18-18)	22 at Texas (1-29-19)	<b>Field Goals</b>	31 by Tennessee (11-23-18)	17 by Wofford (12-4-18)
69 vs. Michigan State (11-6-18)	44 at Baylor (1-12-19)	<b>Field Goal Attempts</b>	75 by Baylor (1-12-19) 75 by Tennessee (11-23-18)	50 by Texas (1-29-19)
55.4 (31-56) vs. Eastern Michigan (12-29-18)	36.5 (23-63) at Kentucky (1-26-19)	<b>Field Goal Percentage</b>	46.3 (25-54) by West Virginia (1-19-19) 46.3 (26-60) by TCU (1-9-19)	26.2 (17-65) by Wofford (12-4-18)
13 vs. Texas Tech (2-2-19)	3 vs. Wofford (12-4-18)	<b>3-Point Field Goals</b>	14 by Marquette (11-21-18)	3 by South Dakota (12-18-18)
30 vs. Texas Tech (2-2-19)	10 vs. Marquette (11-21-18)	<b>3-Point Field Goal Attempts</b>	36 by Louisiana (11-16-18)	13 by South Dakota (12-18-18)
63.2 (12-19) vs. Vermont (11-12-18)	13.0 (3-23) vs. Wofford (12-4-18)	<b>3-Point Field Goal Percentage</b>	52.2 (12-23) by Michigan State (11-6-18)	18.8 (6-32) by Eastern Michigan (12-29-18)
23 vs. Villanova (12-15-18)	6, 3x, last at Iowa State (1-5-19)	<b>Free Throws Made</b>	23 by Michigan State (11-6-18)	3 by New Mexico State (12-8-18)
34 vs. Tennessee (11-23-18)	10 vs. Wofford (12-4-18) 10 vs. Vermont (11-12-18)	<b>Free Throw Attempts</b>	35 by Michigan State (11-6-18)	5 by Marquette (11-21-18)
93.8 (15-16) at Arizona State (12-22-18)	50.0 (6-12) vs. New Mexico State (12-8-18)	<b>Free Throw Percentage</b>	100.0 (7-7) by Texas (1-14-19)	30.0 (3-10) by New Mexico State (12-8-18)
16 vs. Louisiana (11-16-18)	4 at Baylor (1-12-19)	<b>Offensive Rebounds</b>	26 by Baylor (1-12-19)	5, 3x, last by West Virginia (1-19-19)
33 vs. Eastern Michigan (12-29-18)	19 at Texas (1-29-19)	<b>Defensive Rebounds</b>	33 by Michigan State (11-6-18)	16 by Villanova (12-15-18)
45 vs. Louisiana (11-16-18)	27 at Texas (1-29-19)	<b>Rebounds</b>	49 at Kentucky (1-26-19) 49 by Baylor (1-12-19)	26 by Iowa State (1-5-19) 26 by Villanova (12-15-18)
28 vs. Michigan State (11-6-18)	10 at Iowa State (1-5-19)	<b>Fouls</b>	25 by Tennessee (11-23-18) 25 by Michigan State (11-6-18)	12 by Iowa State (1-5-19) 12 by Arizona State (12-22-18)
1, 6x, last vs. Texas Tech (2-2-19)	0, 16x, last at Texas (1-29-19)	<b>DQs</b>	2 by Iowa State (1-21-19)	0, 12x, last vs. Texas Tech (2-2-19)
25 vs. Eastern Michigan (12-29-18)	6 at West Virginia (1-19-19)	<b>Assists</b>	20 by New Mexico State (12-8-18)	5 by Wofford (12-4-18)
24 at Iowa State (1-5-19)	4 vs. Texas (1-14-19)	<b>Turnovers</b>	20 by TCU (1-9-19)	6 by Texas (1-14-19)
11 at Baylor (1-12-19)	0 vs. Stanford (12-1-18)	<b>Blocked Shots</b>	8 by Kentucky (1-26-19)	0 by Louisiana (11-16-18)
11 vs. Oklahoma (1-2-19) 11 vs. South Dakota (12-18-18)	4 at Kentucky (1-26-19) 4 vs. Villanova (12-15-18)	<b>Steals</b>	13 by Iowa State (1-5-19)	1 by Wofford (12-4-18)

# LEAD/DEFICIT BREAKDOWN GAME-BY-GAME

Opponent	FIRST HALF SCORE			SECOND HALF SCORE			FINAL SCORE			LARGEST		TIMES TIED	LEAD CHANGES	TIME LED	
	KU	OPP	MARGIN	KU	OPP	MARGIN	KU	OPP	MARGIN	LEAD	DEFICIT			MIN.	%
vs. Michigan State (11/6)	50	36	+14	42	51	(9)	92	87	+5	17	2	2	5	37:49	94.5%
VERMONT (11/12)	40	36	+4	44	32	+12	84	68	+16	18	8	1	6	23:58	59.9%
LOUISIANA (11/16)	44	41	+3	45	35	+10	89	76	+13	15	12	5	4	27:53	69.7%
vs. Marquette (11/21)	38	47	(9)	39	21	+18	77	68	+9	14	12	2	5	21:42	54.3%
vs. Tennessee (11/23)	31	33	(2)	38	36	+2	87	81	+6	7	9	7	12	22:37	50.3%
STANFORD (12/1)	29	35	(6)	46	40	+6	90	84	+6	8	12	10	15	15:58	35.5%
WOFFORD (12/4)	29	26	+3	43	21	+22	72	47	+25	29	3	2	7	32:36	81.5%
NEW MEXICO STATE (12/8)	26	28	(2)	37	32	+5	63	60	+3	10	7	8	4	19:33	48.9%
VILLANOVA (12/15)	33	31	+2	41	40	+1	74	71	+3	9	5	8	8	28:36	71.5%
SOUTH DAKOTA (12/18)	37	27	+10	52	26	+26	89	53	+36	37	-	0	0	39:39	99.1%
at Arizona State (12/22)	39	31	+8	37	49	(12)	76	80	(4)	12	4	1	1	37:19	93.3%
EASTERN MICHIGAN (12/29)	46	25	+21	41	38	+3	87	63	+24	25	3	2	4	37:55	94.8%
OKLAHOMA (1/2)	40	25	+15	30	38	(8)	70	63	+7	15	7	0	1	31:37	79.0%
at Iowa State (1/5)	32	36	(4)	28	41	(13)	60	77	(17)	4	19	9	10	5:55	14.8%
TCU (1/9)	40	31	+9	37	37	0	77	68	+9	11	2	5	7	34:36	86.5%
at Baylor (1/12)	35	25	+10	38	43	(5)	73	68	+5	23	2	0	1	38:25	96.0%
TEXAS (1/14)	38	40	(2)	42	38	+4	80	78	+2	10	5	2	4	36:19	90.8%
at West Virginia (1/19)	23	23	-	41	42	(1)	64	65	(1)	6	3	7	17	26:06	65.3%
IOWA STATE (1/21)	37	42	(5)	43	34	+9	80	76	+4	8	8	6	6	11:29	28.7%
at Kentucky (1/26)	33	30	+3	30	41	(11)	63	71	(8)	10	10	5	6	15:37	39.0%
at Texas (1/29)	23	26	(3)	40	47	(7)	63	73	(10)	2	11	1	1	0:09	0.4%
TEXAS TECH (2/2)	46	26	+20	33	37	(4)	79	63	+16	24	-	0	0	39:37	99.0%
at Kansas State (2/5)															
OKLAHOMA STATE (2/9)															
at TCU (2/11)															
WEST VIRGINIA (2/16)															
at Texas Tech (2/23)															
KANSAS STATE (2/25)															
at Oklahoma State (3/2)															
at Oklahoma (3/5)															
BAYLOR (3/9)															
<b>AVG/GM</b>	<b>35.9</b>	<b>31.8</b>	<b>+4.0</b>	<b>39.4</b>	<b>36.8</b>	<b>+2.2</b>	<b>76.8</b>	<b>70.0</b>	<b>+6.8</b>	<b>14.3</b>	<b>7.2</b>	<b>3.8</b>	<b>5.6</b>	<b>26:34</b>	<b>65.0%</b>
AVG/GM - BIG 12 ONLY	34.9	30.4	+4.4	36.9	38.6	(2.8)	71.8	70.1	1.7	11.4	7.1	3.3	5.2	24:55	62.3%

## KANSAS' RECORD WHEN...

	2018-19	Bill Self era
Leading At Half	11-2	379-30
Trailing At Half	6-2	70-67
Tied At Half	0-1	15-4
Leading With 5:00 Remaining in Regulation	15-2	426-17
Trailing With 5:00 Remaining in Regulation	1-3	33-81
Tied With 5:00 Remaining in Regulation	1-0	5-3
In Overtime	2-0	22-9
Kansas Outrebounds Opponent	10-2	344-41
Kansas Is Outrebounded	5-3	99-53
Kansas Is Tied in Rebounds	2-0	21-7
Kansas Commits More Turnovers	5-4	179-67
Opponent Commits More Turnovers	11-1	252-30
Kansas Is Tied in Turnovers	1-0	34-4
Kansas Has More Free Throw Attempts	12-1	303-30
Opponent Has More Free Throw Attempts	4-4	142-63
Kansas is Tied in Free Throw Attempts	1-0	19-2
Kansas Shoots 50% or Better	9-0	247-9
Kansas Shoots Less Than 50%	8-5	217-92
Opponent Shoots 50% or Better	0-0	7-23
Opponent Shoots Less Than 50%	17-5	457-78
Kansas Shoots Better Than Opponent	15-2	432-36
Opponent Shoots Better Than Kansas	2-3	32-63
Kansas and Opponent Tied in FG%	0-0	0-2
Kansas Bench Outscores Opponent Bench	9-1	294-36
Opponent Bench Outscores Kansas Bench	7-4	161-62
Kansas is Tied in Bench Points	1-0	9-3
Kansas Scores Between 0-59	0-0	9-16
Kansas Scores Between 60-69	1-4	67-53
Kansas Scores Between 70-79	7-1	145-19
Kansas Scores Between 80-89	7-0	154-12
Kansas Scores Between 90-99	2-0	64-1
Kansas Scores 100 or More	0-0	25-0
Opponent Scores Between 0-59	2-0	164-1
Opponent Scores Between 60-69	8-1	179-29
Opponent Scores Between 70-79	4-3	88-35
Opponent Scores Between 80-89	3-1	30-30
Opponent Scores 90 or More	0-0	3-6
On Mondays	3-0	67-16
On Tuesdays	3-1	54-15
On Wednesdays	3-0	65-6
On Thursdays	0-0	29-4
On Fridays	2-0	55-8
On Saturdays	6-4	162-42
On Sundays	0-0	32-10
In November	5-0	76-11
In December	6-1	89-14
In January	5-4	115-23
In February	1-0	95-25
In March	0-0	87-27
In April	0-0	2-1
On CBS	1-0	54-20
On CBS Sports Network	0-0	2-0
On ESPN	6-3	131-46
On ESPN2	6-2	84-14
On ESPNU	0-0	37-5
On Jayhawk TV	4-0	89-3
On Big 12 Network TV	0-0	41-6
On AXS	0-0	1-0
On TBS/TNT/TruTV	0-0	12-3
On NBCSports Network	0-0	1-1
On FSI	0-0	2-0
On Fox Sports Net	0-0	4-1
On ABC	0-0	6-2

### MISCELLANEOUS STREAKS

Kansas' All-Time Record	2,265-854
Consecutive games with a 3-point field goal	138
Consecutive games opponent under 100 points	93
Number of 100-point games in Kansas history	116
Number of 100-point games in Bill Self era	25
KU's All-Time Overtime Record	69-57
KU's last OT game	12/1/2018 (Kansas 90, Stanford 84 [OT])
Consecutive Allen Fieldhouse Sellouts	287

ATTENDANCE	G	TOTAL	AVERAGE
Home (Allen Fieldhouse)	12	195,600	16,300
Home (Sprint Center)	1	15,210	15,210
Away	6	87,044	14,507
Neutral	3	29,379	9,793
<b>Total</b>	<b>22</b>	<b>327,235</b>	<b>14,874</b>

## MISCELLANEOUS STATS

### STARTING LINEUPS (5)

(W-L)	1	2	3	4	5
8-0	Dotson	Grimes	Vick	D. Lawson	Azubuike
6-4	Dotson	Grimes	Vick	Garrett	D. Lawson
1-0	Dotson	Grimes	Garrett	D. Lawson	Azubuike
1-0	Dotson	Moore	Grimes	Garrett	D. Lawson
1-0	Dotson	Grimes	Agbaji	Vick	D. Lawson
0-1	Dotson	Grimes	Agbaji	Garrett	D. Lawson

### WIN/LOSS MARGIN

	1	2	3	4	5	6	7	8	9	10	11-15	16-29	30+
Wins	-	1	2	1	2	2	1	-	2	-	1	4	1
Losses	1	-	-	1	-	-	-	1	-	1	-	1	-

### VIOLATIONS/TECHNICAL FOULS

	3-Seconds	5-Seconds	10-Seconds	Shot Clock Exp.	Lane Viol.	Technicals	Goaltending
Kansas	1	1	1	5	2	1	2
Opponent	-	1	-	12	2	-	5

### LEADS AND DEFICITS

KU's Biggest Halftime Lead	21 (46-25) vs. Eastern Michigan (12-29-18)
KU's Biggest Halftime Lead Blown	8 (39-31) at Arizona State (12-22-18)
KU's Biggest Halftime Deficit	9 (38-47) vs. Marquette (11-21-18)
KU's Biggest Halftime Deficit Erased	9 (38-47) vs. Marquette (11-21-18)
KU's Biggest Overall Lead	37 (87-50) vs. South Dakota (12-18-18)
KU's Biggest Win Total	36 (89-53) vs. South Dakota (12-18-18)
KU's Biggest Loss Total	17 (77-60) at Iowa State (1-5-19)
KU's Biggest Lead Blown	12 (39-27) at Arizona State (12-22-18)
KU's Biggest Overall Deficit	19 (75-56) at Iowa State (1-5-19)
KU's Biggest Deficit Overcome	12 (43-31) vs. Stanford (12-1-18)
	12 (30-42) vs. Marquette (11-21-18)
	12 (20-32) vs. Louisiana (11-16-18)

### JUMP BALLS CONTROLLED (INCLUDES OT)

Kansas	12	Lagerald Vick	11	Dedric Lawson	15
Opponents	12	Devon Dotson	4	Ochai Agbaji	1
		Quentin Grimes	3	Udoka Azubuike	1
		Dedric Lawson	2	Quentin Grimes	1

### HOW KU SCORED FIRST POINTS

3-Pointer	10	Charlie Moore	1	<b>20-PLUS POINT GAMES</b>	
Jump Shot	6			Dedric Lawson	12
Lay-Up	5			Lagerald Vick	5
Free Throw	1	Dedric Lawson	20	Udoka Azubuike	2
Alley-Oop	-	Lagerald Vick	17	Ochai Agbaji	1
Dunk	-	Devon Dotson	13	Devon Dotson	1
Follow	-	Quentin Grimes	7	Marcus Garrett	1
		Udoka Azubuike	5	Quentin Grimes	1

### BENCH POINTS

	PTS (AVG)		
Kansas	266 (12.1)	Ochai Agbaji	3
Opponents	337 (15.3)	David McCormack	1
		Charlie Moore	1

### DOUBLE-FIGURE REBOUNDING

Dedric Lawson	15	Marcus Garrett	3
Ochai Agbaji	1	Lagerald Vick	2
Udoka Azubuike	1	David McCormack	1

### INDIVIDUAL MISCELLANEOUS STATISTICS (\*HUSTLE PLAYS)

NO. - PLAYER	*FLOOR BURNS	DUNKS	CHARGES DRAWN	FT-FTA (LAST 5:00/OT)
0 - Garrett	13	4	1	5-10
1 - D. Lawson	26	2	4	32-42
2 - Moore	5	-	1	7-10
5 - Grimes	18	2	-	10-12
11 - Dotson	25	-	3	26-34
12 - Teahan	1	-	-	-
13 - K.J. Lawson	8	-	-	4-6
20 - Luinstra	-	-	-	-
22 - De Sousa	-	-	-	-
24 - Vick	14	7	-	6-8
30 - Agbaji	9	7	1	6-10
33 - McCormack	9	4	-	-
35 - Azubuike	5	37	-	4-10
44 - Lightfoot	8	3	5	-
<b>TOTALS</b>	<b>140</b>	<b>66</b>	<b>14</b>	<b>100-142 (.704)</b>
<b>OPPONENTS</b>	<b>113</b>	<b>47</b>	<b>25</b>	<b>81-113 (.717)</b>

BOX SCORES

**1 #1/1 KANSAS 92, #10/10 MICHIGAN STATE 87**  
Nov. 6, 2018 | Indianapolis, Ind. | Bankers Life Fieldhouse



Michigan St. 87 • 0-1

##	Player	Total			3-Ptr			Rebounds			PF	TP	A	TO	Blk	Stl	Min
		FG-FGA	FG-FGA	FT-FTA	FG-FGA	FG-FGA	FT-FTA	Off	Def	Tot							
25	Kenny Goins	f	5-11	3-8	4-6	1	10	11	3	17	3	0	1	0	33		
44	Nick Ward	f	2-8	0-0	5-10	0	5	5	4	9	0	5	1	1	25		
01	Joshua Langford	g	5-11	4-6	4-4	3	1	4	4	18	1	2	1	0	29		
05	Cassius Winston	g	3-10	2-4	5-6	0	3	3	2	13	11	5	0	2	34		
20	Matt McQuaid	g	3-6	1-2	5-6	0	5	5	2	12	3	1	1	0	34		
00	Kyle Ahrens	g	2-4	2-3	0-0	0	3	3	2	6	0	1	0	1	9		
03	Foster Loyer	g	1-1	0-0	0-0	0	0	0	0	2	0	1	0	0	5		
11	Aaron Henry	g	2-4	0-0	0-2	0	3	3	1	4	0	0	0	1	14		
15	Thomas Kithier	g	0-0	0-0	0-0	0	1	1	2	0	0	0	0	0	3		
23	Xavier Tillman	g	3-4	0-0	0-1	1	1	2	5	6	1	3	2	0	13		
30	Marcus Bingham Jr.	g	0-0	0-0	0-0	0	0	0	0	0	0	1	0	1	1		
	Team					2	1	3									
	Totals		26-59	12-23	23-35	7	33	40	25	87	19	18	7	5	200		

FG % 1st Half: 9-26 34.6% 2nd half: 17-33 51.5% Game: 26-59 44.1% Deadball Rebounds 8,1  
3FG % 1st Half: 4-9 44.4% 2nd half: 8-14 57.1% Game: 12-23 52.2%  
FT % 1st Half: 14-25 56.0% 2nd half: 9-10 90.0% Game: 23-35 65.7%

Kansas 92 • 1-0

##	Player	Total			3-Ptr			Rebounds			PF	TP	A	TO	Blk	Stl	Min
		FG-FGA	FG-FGA	FT-FTA	FG-FGA	FG-FGA	FT-FTA	Off	Def	Tot							
01	Dedric Lawson	f	5-18	0-2	10-12	4	10	14	2	20	6	2	2	2	38		
35	Udoka Azubuike	c	7-10	0-0	3-7	2	1	3	4	17	1	2	4	1	20		
05	Quentin Grimes	g	7-14	6-10	1-2	0	1	1	3	21	4	1	0	1	30		
11	Devon Dotson	g	6-11	3-5	1-2	0	2	2	3	16	3	4	0	3	34		
24	Lagerald Vick	g	1-7	0-4	0-0	0	3	3	2	2	3	2	0	3	32		
00	Marcus Garrett	g	1-3	0-0	2-2	0	1	1	4	4	2	0	0	0	14		
02	Charlie Moore	g	0-1	0-1	1-2	2	1	3	3	1	0	0	0	0	11		
13	K.J. Lawson	g	1-1	1-1	1-2	1	5	6	3	4	1	0	0	0	10		
33	David McCormack	g	1-2	0-0	1-4	1	2	3	1	3	1	0	0	0	5		
44	Mitch Lightfoot	g	2-2	0-0	0-0	1	0	1	3	4	0	0	1	0	6		
	Team					2	3	5									
	Totals		31-69	10-23	20-33	13	29	42	28	92	21	11	7	10	200		

FG % 1st Half: 19-40 47.5% 2nd half: 12-29 41.4% Game: 31-69 44.9% Deadball Rebounds 4,1  
3FG % 1st Half: 5-12 41.7% 2nd half: 5-11 45.5% Game: 10-23 43.5%  
FT % 1st Half: 7-12 58.3% 2nd half: 13-21 61.9% Game: 20-33 60.6%

Officials: Mike Eades, Terry Wymmer, Keith Kimble  
Technical fouls: Michigan St.-None. Kansas-None.  
Attendance: 18907  
2018 Champions Classic

Score by periods	1st	2nd	Total
Michigan St.	36	51	87
Kansas	50	42	92

Points	In	Off	2nd	Fast	Bench
MSU	Paint	T/O	Chance	Break	
KU	24	11	7	26	18
	40	22	12	24	16

Last FG - MSU 2nd-00:34, KU 2nd-04:53.  
Largest lead - MSU by 2 1st-19:38, KU by 17 1st-03:21.  
MSU led for 01:13. KU led for 37:50. Game was tied for 00:57.

Score tied - 2 times.  
Lead changed - 5 times.

**2 #2/1 KANSAS 84, VERMONT 68**  
Nov. 12, 2018 | Lawrence, Kan. | Allen Fieldhouse



Vermont 68 • 1-1

##	Player	Total			3-Ptr			Rebounds			PF	TP	A	TO	Blk	Stl	Min
		FG-FGA	FG-FGA	FT-FTA	FG-FGA	FG-FGA	FT-FTA	Off	Def	Tot							
03	Lamb, Anthony	f	8-15	2-6	6-6	0	4	4	1	24	3	3	2	0	36		
15	Kpedi, Ra	f	1-3	0-0	1-2	0	1	1	4	3	0	1	0	0	14		
00	Smith, Stef	g	4-8	3-5	2-4	1	7	8	2	13	2	3	0	0	34		
20	Duncan, Ernie	g	5-13	3-8	4-4	0	2	2	1	17	3	2	0	1	36		
21	Duncan, Everett	g	0-0	0-0	0-0	1	4	5	2	0	0	0	0	1	26		
01	Nash, Skyler	g	0-0	0-0	0-0	0	0	0	0	0	0	0	0	0	4		
04	Duncan, Robin	g	0-0	0-0	0-0	0	0	0	0	0	0	0	0	0	3		
14	Moll, Isalah	g	2-7	0-1	0-0	0	2	2	2	4	1	2	0	0	14		
24	Shungu, Ben	g	2-3	1-1	0-1	1	1	2	1	5	1	0	0	1	18		
35	Davis, Ryan	g	1-7	0-5	0-0	2	1	3	0	2	1	0	0	0	15		
	Team					0	1	1									
	Totals		23-56	9-26	13-17	5	23	28	13	68	11	12	2	3	200		

FG % 1st Half: 13-26 50.0% 2nd half: 10-30 33.3% Game: 23-56 41.1% Deadball Rebounds 2,1  
3FG % 1st Half: 6-15 40.0% 2nd half: 3-11 27.3% Game: 9-26 34.6%  
FT % 1st Half: 4-7 57.1% 2nd half: 9-10 90.0% Game: 13-17 76.5%

Kansas 84 • 2-0

##	Player	Total			3-Ptr			Rebounds			PF	TP	A	TO	Blk	Stl	Min
		FG-FGA	FG-FGA	FT-FTA	FG-FGA	FG-FGA	FT-FTA	Off	Def	Tot							
01	Lawson, Dedric	f	0-6	0-0	0-0	1	6	7	4	0	2	3	0	1	19		
35	Azubuike, Udoka	c	10-17	0-0	3-6	1	10	11	2	23	0	3	1	0	34		
05	Grimes, Quentin	g	4-8	2-4	0-0	1	2	3	4	10	10	3	0	0	31		
11	Dotson, Devon	g	3-5	1-2	0-0	2	4	6	1	7	0	1	0	2	27		
24	Vick, Lagerald	g	12-14	8-8	0-0	1	2	3	2	32	1	2	0	1	33		
00	Garrett, Marcus	g	1-6	0-1	2-2	1	4	5	1	4	3	0	0	2	26		
02	Moore, Charlie	g	3-6	1-3	0-0	0	1	1	2	7	2	0	0	1	21		
13	Lawson, K.J.	g	0-0	0-0	0-0	0	0	0	1	0	0	0	0	0	3		
44	Lightfoot, Mitch	g	0-1	0-1	1-2	0	1	1	1	1	1	0	1	0	6		
	Team					1	0	1									
	Totals		33-63	12-19	6-10	8	30	38	18	84	19	13	2	7	200		

FG % 1st Half: 17-33 51.5% 2nd half: 16-30 53.3% Game: 33-63 52.4% Deadball Rebounds 2  
3FG % 1st Half: 5-10 50.0% 2nd half: 7-9 77.8% Game: 12-19 63.2%  
FT % 1st Half: 1-3 33.3% 2nd half: 5-7 71.4% Game: 6-10 60.0%

Officials: James Luckie, Michael Stephens, Jeb Hartness  
Technical fouls: Vermont-None. Kansas-None.  
Attendance: 16300  
NIT Season Tip-Off (Campus Round)

Score by periods	1st	2nd	Total
Vermont	36	32	68
Kansas	40	44	84

Points	In	Off	2nd	Fast	Bench
VU	Paint	T/O	Chance	Break	
KU	16	9	5	5	11
	32	18	16	11	12

Last FG - VU 2nd-03:17, KU 2nd-00:40.  
Largest lead - VU by 8 1st-16:00, KU by 18 2nd-07:26.  
Attendance: 15,126. KU led for 23:58. Game was tied for 00:36.

Score tied - 1 time.  
Lead changed - 6 times.

**3 #2/1 KANSAS 89, LOUISIANA 76**  
Nov. 16, 2018 | Lawrence, Kan. | Allen Fieldhouse



Louisiana 76 • 1-2

##	Player	Total			3-Ptr			Rebounds			PF	TP	A	TO	Blk	Stl	Min
		FG-FGA	FG-FGA	FT-FTA	FG-FGA	FG-FGA	FT-FTA	Off	Def	Tot							
23	Gant, JaKeenan	f	8-17	2-7	0-0	4	2	6	4	18	0	2	0	1	38		
55	Miller, Justin	f	7-16	4-12	4-4	0	7	7	5	22	0	2	0	0	22		
00	Russell, Cedric	g	4-7	2-5	0-0	0	1	1	3	10	5	2	0	2	36		
01	Marquett, Malik	g	4-9	3-6	3-4	3	2	5	3	14	2	1	0	2	29		
35	Stroman, Marcus	g	1-7	0-2	3-4	1	3	4	2	5	9	4	0	4	39		
03	Hayes, Jeremy	g	1-3	0-1	0-0	0	1	1	0	2	0	2	0	0	11		
11	Davis, Jerekius	g	2-4	1-3	0-0	0	2	2	2	5	0	0	0	1	17		
15	Hardy, P.J.	g	0-0	0-0	0-0	0	1	1	0	0	0	0	0	0	4		
22	Wesley, Trajan	g	0-0	0-0	0-0	0	0	0	1	0	0	1	0	0	4		
	Team					2	3	5									
	Totals		27-63	12-36	10-12	8	24	32	20	76	16	15	0	10	200		

FG % 1st Half: 14-31 45.2% 2nd half: 13-32 40.6% Game: 27-63 42.9% Deadball Rebounds 1  
3FG % 1st Half: 6-17 35.3% 2nd half: 6-19 31.6% Game: 12-36 33.3%  
FT % 1st Half: 7-8 87.5% 2nd half: 3-4 75.0% Game: 10-12 83.3%

Kansas 89 • 3-0

##	Player	Total			3-Ptr			Rebounds			PF	TP	A	TO	Blk	Stl	Min
		FG-FGA	FG-FGA	FT-FTA	FG-FGA	FG-FGA	FT-FTA	Off	Def	Tot							
01	Lawson, Dedric	f	6-11	0-1	7-10	4	2	6	3	19	3	5	0	1	27		
35	A																

BOX SCORES

**5 #2/2 KANSAS 87, #5/5 TENNESSEE 81 (OT)**  
Nov. 23, 2018 | Brooklyn, N.Y. | Barclays Center



Tennessee 81 • 4-1

#	Player	Total			3-Ptr			Rebounds			PF	TP	A	TO	Blk	Stl	Min
		FG-FGA	FG-FGA	FT-FTA	FG-FGA	FG-FGA	FT-FTA	Off	Def	Tot							
00	BONE, Jordan	* 6-10	2-3	2-2	2	4	6	1	16	5	1	1	1	40-			
02	WILLIAMS, Grant	* 6-13	1-2	5-6	2	6	8	5	18	6	5	1	2	34			
05	SCHOFIELD, Admiral	* 9-22	2-8	1-3	3	3	6	4	21	2	1	0	0	31			
11	ALEXANDER, Kyle	* 4-7	0-1	2-3	3	4	7	4	10	0	1	1	1	34			
23	BOWDEN, Jordan	* 2-6	0-3	0-0	1	3	4	3	4	1	2	1	0	35			
01	TURNER, Lamonte	* 3-13	2-9	2-2	0	3	3	3	10	3	0	0	1	27			
10	FULKERSON, John	* 0-1	0-0	0-0	1	1	2	4	0	2	3	0	0	8			
15	WALKER, Derrick	* 0-1	0-0	0-1	0	2	2	1	0	0	1	0	0	4			
35	PONS, Yves	* 1-2	0-0	0-0	0	1	1	0	2	0	0	0	0	12			
Team					1	0	1										
Totals		31-75	7-27	12-17	13	27	40	25	81	19	14	4	5	225			

FG % 1st Half: 13-33 39.4% 2nd half: 13-31 41.9% OT: 5-11 45.5% Game: 31-75 41.3% Deadball Rebounds 2  
3FG % 1st Half: 3-13 23.1% 2nd half: 3-10 30.0% OT: 1-4 25.0% Game: 7-27 25.9%  
FT % 1st Half: 4-6 66.7% 2nd half: 7-8 87.5% OT: 1-3 33.3% Game: 12-17 70.6%

Kansas 87 • 5-0

#	Player	Total			3-Ptr			Rebounds			PF	TP	A	TO	Blk	Stl	Min
		FG-FGA	FG-FGA	FT-FTA	FG-FGA	FG-FGA	FT-FTA	Off	Def	Tot							
01	LAWSON, Dedic	* 9-16	0-2	6-11	5	8	13	3	24	5	2	0	1	41			
05	GRIMES, Quentin	* 1-4	0-2	3-6	0	4	4	0	5	0	2	0	1	21			
11	DOTSON, Devon	* 5-8	1-1	6-7	1	3	4	2	17	2	2	0	0	40			
24	VICK, Lagerald	* 6-12	3-7	0-0	1	1	2	2	15	4	2	0	1	43			
35	AZUBUIKE, Udoka	* 4-6	0-0	1-2	1	3	4	5	9	0	4	1	1	17			
02	MOORE, Charlie	* 3-10	1-4	2-2	0	1	1	1	9	2	1	0	0	32			
13	LAWSON, K.J.	* 2-4	0-1	4-6	1	5	6	4	8	0	1	0	2	19			
33	MCCORMACK, David	* 0-0	0-0	0-0	0	1	1	0	0	0	2	0	0	4			
44	LIGHTFOOT, Mitch	* 0-0	0-0	0-0	0	3	3	0	0	0	0	1	0	8			
Team					2	3	5										
Totals		30-60	5-17	22-34	11	32	43	18	87	13	16	2	6	225			

FG % 1st Half: 13-29 48.1% 2nd half: 13-25 52.0% OT: 4-8 50.0% Game: 30-60 50.0% Deadball Rebounds 4,2  
3FG % 1st Half: 2-9 22.2% 2nd half: 3-7 42.9% OT: 0-1 0.0% Game: 5-17 29.4%  
FT % 1st Half: 3-8 37.5% 2nd half: 9-13 69.2% OT: 10-13 76.9% Game: 22-34 64.7%

Officials: Joe Lindsay, Gerry Pollard, Wally Rutecki

Technical fouls: Tennessee-None. Kansas-None.

Attendance: 5491

2018 NIT Season Tip-Off Tournament - Championship

All-Tournament Team: Jordan Nwora, Louisville; Sam Hauser, Marquette; Jordan Bone, Tennessee; Lagerald Vick, Kansas

Most Valuable Player: Deric Lawson, Kansas

Score by periods	1st	2nd	OT	Total
Tennessee	33	36	12	81
Kansas	31	38	18	87

	Points	In Paint	Off T/O	2nd Chance	Fast Break	Bench
Tennessee	40	16	9	0	12	12
Kansas	48	14	11	1	17	17

Last FG - UT 00-30, KU OT-01:23.  
Largest lead - UT by 9 2nd-16:05, KU by 7 OT-01:23.  
UT led for 17:17. KU led for 22:37. Game was tied for 05:06.

**7 #2/2 KANSAS 72, WOFFORD 47**  
Dec. 4, 2018 | Lawrence, Kan. | Allen Fieldhouse



Wofford 47 • 6-3

#	Player	Total			3-Ptr			Rebounds			PF	TP	A	TO	Blk	Stl	Min
		FG-FGA	FG-FGA	FT-FTA	FG-FGA	FG-FGA	FT-FTA	Off	Def	Tot							
24	Aluma,Keve	f 1-7	0-0	0-0	4	3	7	2	2	0	3	0	0	0	31		
33	Jackson,Cameron	f 6-16	1-1	2-4	8	2	10	3	15	0	6	1	0	25			
03	Magee,Fletcher	g 1-14	0-9	5-5	2	4	6	0	7	0	1	0	0	32			
05	Murphy,Storm	g 2-7	1-4	0-0	0	2	2	1	5	2	0	0	0	23			
10	Hoover,Nathan	g 2-7	0-4	0-0	0	3	3	1	4	0	3	0	0	24			
01	Goodwin,Chevez	0-0	0-0	0-0	0	1	1	2	0	0	0	0	0	6			
02	Manning, Jr.,Michael	0-0	0-0	0-0	0	0	0	0	0	0	0	0	0	1			
11	Larson,Ryan	0-2	0-1	0-0	0	2	2	1	0	1	2	0	1	17			
12	Michael,Alex	0-1	0-0	0-0	0	0	0	0	0	0	0	0	0	1			
14	Cottrell,Drew	0-0	0-0	0-0	0	0	0	0	0	0	0	0	0	1			
21	Hollowell,Tray	1-5	1-4	0-0	0	3	3	0	3	2	2	0	0	19			
31	Theme-Love,Donovan	0-0	0-0	0-0	0	1	1	0	0	0	0	0	0	4			
50	Pegram,Matt	4-6	2-3	1-1	4	4	8	4	11	0	1	2	0	16			
Team					1	1	2										
Totals		17-65	5-26	8-10	19	26	45	14	47	5	18	3	1	200			

FG % 1st Half: 10-29 34.5% 2nd half: 7-36 19.4% Game: 17-65 26.2% Deadball Rebounds 1  
3FG % 1st Half: 2-9 22.2% 2nd half: 3-17 17.6% Game: 5-26 19.2%  
FT % 1st Half: 4-5 80.0% 2nd half: 4-5 80.0% Game: 8-10 80.0%

Kansas 72 • 7-0

#	Player	Total			3-Ptr			Rebounds			PF	TP	A	TO	Blk	Stl	Min
		FG-FGA	FG-FGA	FT-FTA	FG-FGA	FG-FGA	FT-FTA	Off	Def	Tot							
01	Lawson, Dedic	f 10-17	0-4	0-0	2	6	8	2	20	1	1	3	2	35			
35	Azubuike, Udoka	c 0-1	0-0	0-0	2	2	4	0	0	0	0	0	0	4			
00	Garrett, Marcus	g 2-6	1-4	2-3	0	7	7	1	7	3	0	1	2	30			
05	Grimes, Quentin	g 6-10	1-4	1-2	0	3	3	1	14	1	0	0	0	32			
11	Dotson, Devon	g 6-9	1-3	3-3	0	3	3	3	16	3	2	0	3	30			
02	Moore, Charlie	2-8	0-5	0-0	0	0	0	1	4	0	0	0	1	16			
12	Teahan, Chris	0-0	0-0	0-0	0	0	0	0	0	0	0	0	0	2			
13	Lawson, K.J.	2-4	0-1	1-2	1	1	2	2	5	3	1	0	1	17			
20	Luinstra, Garrett	0-0	0-0	0-0	0	0	0	0	0	0	0	0	0	1			
24	Vick, Lagerald	0-3	0-2	0-0	0	2	2	0	0	0	2	0	1	22			
33	McCormack, David	3-5	0-0	0-0	0	3	3	0	6	0	0	0	0	5			
44	Lightfoot, Mitch	0-0	0-0	0-0	1	1	2	0	0	0	1	0	0	6			
Team					0	2	2										
Totals		31-63	3-23	7-10	6	30	36	11	72	11	7	5	9	200			

FG % 1st Half: 13-29 44.8% 2nd half: 18-34 52.9% Game: 31-63 49.2% Deadball Rebounds 3  
3FG % 1st Half: 1-10 10.0% 2nd half: 2-13 15.4% Game: 3-23 13.0%  
FT % 1st Half: 2-3 66.7% 2nd half: 5-7 71.4% Game: 7-10 70.0%

Officials: Keith Kimble, Jeb Hartness, John Gaffney

Technical fouls: Wofford-None. Kansas-None.

Attendance: 16300

Score by periods	1st	2nd	Total
Wofford	26	21	47
Kansas	29	43	72

	Points	In Paint	Off T/O	2nd Chance	Fast Break	Bench
Wofford	16	5	12	3	14	14
Kansas	46	25	7	17	15	15

Last FG - WOF 2nd-01:56, KU 2nd-01:05.  
Largest lead - WOF by 3 1st-19:08, KU by 29 2nd-03:07.  
WOF led for 04:59. KU led for 32:36. Game was tied for 02:25.

Score tied - 2 times.  
Lead changed - 7 times.

**6 #2/2 KANSAS 90, STANFORD 84 (OT)**  
Dec. 1, 2018 | Lawrence, Kan. | Allen Fieldhouse



Stanford 84 • 4-4

#	Player	Total			3-Ptr			Rebounds			PF	TP	A	TO	Blk	Stl	Min
		FG-FGA	FG-FGA	FT-FTA	FG-FGA	FG-FGA	FT-FTA	Off	Def	Tot							
00	Okpala,KZ	f 7-13	3-5	5-6	1	7	8	4	22	4	3	2	0	43			
13	Da Silva,Oscar	f 2-10	0-7	2-2	1	6	7	2	6	1	4	0	0	29			
20	Sharma,Josh	c 3-4	0-0	2-4	0	2	2	5	8	1	0	3	2	19			
01	Davis,Daejon	g 6-15	2-6	5-5	2	6	8	2	19	3	5	0	0	44			
04	White,Isaac	g 5-7	5-7	0-0	2	1	3	0	15	1	0	0	0	27			
02	Wills,Bryce	g 0-0	0-0	0-0	0	0	0	1	0	0	0	0	0	3			
05	Pugh,Kodye	0-2	0-0	0-0	1	0	1	0	0	1	0	0	0	2			
11	Delaire,Jaiden	0-2	0-2	0-0	0	0	0	1	0	1	0	0	0	9			
23	Ryan,Cormac	4-9	2-7	2-2	0	2	2	4	12	1	2	0	1	32			
32	Kisunas,Lukas	0-0	0-0	0-0	1	0	1	1	0	0	2	0	0	3			
33	Stanback,Trevor	1-1	0-0	0-0	2	2	4	2	2	0	1	1	0	14			
Team					0	0	0										
Totals		28-63	12-34	16-19	10	26	36	22	84	13	18	6	3	225			

FG % 1st Half: 11-27 40.7% 2nd half: 14-30 46.7% OT: 3-6 50.0% Game: 28-63 44.4% Deadball Rebounds 2  
3FG % 1st Half: 5-15 33.3% 2nd half: 6-15 4



BOX SCORES

9

#1/1 KANSAS 74, #17/16 VILLANOVA 71  
Dec. 15, 2018 | Lawrence, Kan. | Allen Fieldhouse



Villanova 71 • 8-4

#	Player	Total			3-Ptr			Rebounds			PF	TP	A	TO	Blk	Stl	Min
		FG-FGA	FG-FGA	FT-FTA	Off	Def	Tot	Off	Def	Tot							
04	Paschall, Eric	f	4-10	2-3	7-8	3	1	4	4	17	1	3	0	1	33		
15	Bey, Saddiq	f	3-8	1-3	0-0	4	1	5	2	7	1	1	0	2	36		
21	Cosby-Roundtree, D	f	1-2	0-0	1-2	3	8	11	5	3	1	1	2	0	28		
02	Gillespie, Collin	g	5-14	1-7	4-6	0	2	2	3	15	3	2	0	1	36		
05	Booth, Phil	g	11-21	4-11	3-3	0	2	2	2	29	2	0	0	0	38		
10	Swider, Cole	g	0-1	0-1	0-0	0	0	0	0	0	0	0	0	0	4		
23	Samuels, Jermaine	g	0-3	0-3	0-0	0	1	1	3	0	0	1	0	1	15		
24	Cremona, Joe	g	0-0	0-0	0-0	0	0	0	2	0	0	1	0	0	10		
Team						1	1	1									
Totals			24-59	8-28	15-19	10	16	26	21	71	8	9	2	5	200		

FG % 1st Half: 10-26 38.5% 2nd half: 14-33 42.4% Game: 24-59 40.7%  
 3FG % 1st Half: 5-13 38.5% 2nd half: 3-15 20.0% Game: 8-28 28.6%  
 FT % 1st Half: 6-8 75.0% 2nd half: 9-11 81.8% Game: 15-19 78.9%

Kansas 74 • 9-0

#	Player	Total			3-Ptr			Rebounds			PF	TP	A	TO	Blk	Stl	Min
		FG-FGA	FG-FGA	FT-FTA	Off	Def	Tot	Off	Def	Tot							
01	Dedric Lawson	f	10-15	1-2	7-9	2	10	12	4	28	1	0	0	0	38		
00	Marcus Garrett	g	0-4	0-2	1-2	3	1	4	1	1	3	1	1	4	37		
05	Quentin Grimes	g	0-2	0-1	1-2	0	0	0	3	1	1	3	0	0	14		
11	Devon Dotson	g	3-6	1-1	4-4	1	1	2	4	11	1	2	0	0	26		
24	Lagerald Vick	g	9-15	3-8	8-10	0	7	7	2	29	1	3	0	0	39		
02	Charlie Moore	g	0-1	0-0	2-2	0	1	1	3	2	0	3	0	0	17		
13	K.J. Lawson	g	0-2	0-1	0-0	2	1	3	1	0	2	1	0	0	14		
33	David McCormack	g	0-0	0-0	0-0	0	0	0	0	0	0	0	0	0	1		
44	Mitch Lightfoot	g	1-1	0-0	0-1	0	2	2	1	2	0	1	1	0	14		
Team						1	3	4									
Totals			23-46	5-15	23-30	9	26	35	19	74	9	14	2	4	200		

FG % 1st Half: 11-22 50.0% 2nd half: 12-24 50.0% Game: 23-46 50.0%  
 3FG % 1st Half: 4-11 36.4% 2nd half: 1-4 25.0% Game: 5-15 33.3%  
 FT % 1st Half: 7-8 87.5% 2nd half: 16-22 72.7% Game: 23-30 76.7%

Officials: Ray Natili, Michael Stephens, James Breeding  
 Technical fouls: Villanova-None. Kansas-None.  
 Attendance: 16300

Score by periods	1st	2nd	Total
Villanova	31	40	71
Kansas	33	41	74

	In	Off	2nd	Fast	Bench
Points	Paint	T/O	Chance	Break	
NOVA	30	9	12	2	0
KU	24	10	5	4	4

Last FG - NOVA 2nd-00:09, KU 2nd-02:23.  
 Largest lead - NOVA by 5 1st-14:33, KU by 9 1st-02:43.  
 NOVA led for 06:37. KU led for 28:36. Game was tied for 04:47.

Score tied - 8 times.  
 Lead changed - 8 times.

10

#1/1 KANSAS 89, SOUTH DAKOTA 53  
Dec. 18, 2018 | Lawrence, Kan. | Allen Fieldhouse



South Dakota 53 • 6-6

#	Player	Total			3-Ptr			Rebounds			PF	TP	A	TO	Blk	Stl	Min
		FG-FGA	FG-FGA	FT-FTA	Off	Def	Tot	Off	Def	Tot							
12	Trey Burch-Manning	f	1-5	0-2	0-2	0	4	4	5	2	2	4	0	2	25		
03	Dan Jech	f	1-5	0-0	0-0	1	0	1	1	2	0	0	0	0	16		
31	Triston Simpson	g	2-7	0-1	0-0	1	1	2	0	4	3	5	0	3	33		
10	Cody Kelley	g	0-7	0-2	0-0	1	4	5	3	0	4	2	0	2	27		
22	Tyler Peterson	g	7-13	1-3	0-0	2	3	5	4	15	1	2	0	1	33		
00	Stanley Umude	g	10-17	2-4	6-9	1	5	6	1	28	4	4	2	0	34		
13	Matt Johns	g	0-0	0-0	0-0	0	0	0	0	0	0	0	0	0	4		
20	Brandon Armstrong	g	0-0	0-0	0-0	0	1	1	0	0	0	0	0	0	7		
24	Nathan Robinson	g	0-3	0-1	0-2	1	4	5	0	0	0	0	0	0	14		
33	Logan Power	g	1-1	0-0	0-0	0	0	0	1	2	0	0	0	0	7		
Team						0	2	2									
Totals			22-58	3-13	6-13	7	24	31	15	53	14	17	2	8	200		

FG % 1st Half: 11-24 45.8% 2nd half: 11-34 32.4% Game: 22-58 37.9%  
 3FG % 1st Half: 2-7 28.6% 2nd half: 1-6 16.7% Game: 3-13 23.1%  
 FT % 1st Half: 3-6 50.0% 2nd half: 3-7 42.9% Game: 6-13 46.2%

Kansas 89 • 10-0

#	Player	Total			3-Ptr			Rebounds			PF	TP	A	TO	Blk	Stl	Min
		FG-FGA	FG-FGA	FT-FTA	Off	Def	Tot	Off	Def	Tot							
01	Lawson, Dedric	f	7-11	0-3	2-2	2	12	14	3	16	0	3	1	3	26		
00	Garrett, Marcus	g	3-4	0-1	1-2	0	5	5	0	7	5	0	0	3	29		
05	Grimes, Quentin	g	3-9	0-3	0-1	1	2	3	2	6	0	3	0	0	21		
11	Dotson, Devon	g	3-9	0-1	2-2	0	2	2	1	8	6	2	0	0	28		
24	Vick, Lagerald	g	5-12	2-3	0-0	2	3	5	2	12	2	3	1	3	33		
02	Moore, Charlie	g	6-9	6-9	0-0	0	0	0	1	18	4	1	0	2	21		
13	Lawson, K.J.	g	1-3	1-2	0-0	0	0	0	4	3	0	0	0	0	9		
20	Luinstra, Garrett	g	0-1	0-0	0-0	1	0	1	0	0	0	0	0	0	2		
33	McCormack, David	g	4-7	0-0	4-4	1	5	6	2	12	1	0	2	0	17		
44	Lightfoot, Mitch	g	2-3	0-1	3-4	3	3	6	1	7	1	0	1	0	14		
Team						0	0	0									
Totals			34-66	9-23	12-15	10	32	42	16	89	19	12	5	11	200		

FG % 1st Half: 14-35 40.0% 2nd half: 20-31 64.5% Game: 34-66 51.5%  
 3FG % 1st Half: 1-8 12.5% 2nd half: 8-15 53.3% Game: 9-23 39.1%  
 FT % 1st Half: 8-10 80.0% 2nd half: 4-5 80.0% Game: 12-15 80.0%

Officials: Doug Sirmans, Paul Janssen, Bert Smith  
 Technical fouls: South Dakota-None. Kansas-None.  
 Attendance: 16300

USD 12 T. Burch-Manning fouled out with 6:05 remaining in the game.

Score by periods	1st	2nd	Total
South Dakota	27	26	53
Kansas	37	52	89

	In	Off	2nd	Fast	Bench
Points	Paint	T/O	Chance	Break	
USD	32	11	5	2	30
KU	38	19	10	17	40

Last FG - USD 2nd-00:31, KU 2nd-00:17.  
 Largest lead - USD None, KU by 37 2nd-01:53.  
 USD led for 00:00. KU led for 39:39. Game was tied for 00:21.

Score tied - 0 times.  
 Lead changed - 0 times.

11

#18/19 ARIZONA STATE 80, #1/1 KANSAS 76  
Dec. 22, 2018 | Tempe, Ariz. | Wells Fargo Arena



Kansas 76 • 10-1

#	Player	Total			3-Ptr			Rebounds			PF	TP	A	TO	Blk	Stl	Min
		FG-FGA	FG-FGA	FT-FTA	Off	Def	Tot	Off	Def	Tot							
01	Dedric Lawson	f	12-15	1-3	5-5	2	12	14	4	30	1	2	1	0	31		
00	Marcus Garrett	g	0-5	0-1	7-8	3	3	6	3	7	1	1	0	1	22		
05	Quentin Grimes	g	4-12	0-5	0-0	2	0	2	1	8	3	2	1	0	31		
11	Devon Dotson	g	4-7	2-4	2-2	0	4	4	3	12	5	5	1	1	32		
24	Lagerald Vick	g	5-16	3-11	1-1	0	2	2	4	14	1	3	0	2	37		
02	Charlie Moore	g	1-5	1-3	0-0	0	1	1	1	3	0	2	0	2	16		
13	K.J. Lawson	g	0-2	0-2	0-0	0	2	2	2	0	2	0	0	0	12		
33	David McCormack	g	1-2	0-0	0-0	2	2	4	2	2	0	0	1	0	11		
44	Mitch Lightfoot	g	0-1	0-0	0-0	1	1	2	2	0	0	1	1	0	8		
Team						1	2	3									
Totals			27-65	7-28	15-16	11	29	40	22	76	13	16	5	6	200		

FG % 1st Half: 16-37 43.2% 2nd half: 11-28 39.3% Game: 27-65 41.5%  
 3FG % 1st Half: 4-14 28.6% 2nd half: 3-14 21.4% Game: 7-28 25.0%  
 FT % 1st Half: 3-3 100.0% 2nd half: 12-13 92.3% Game: 15-16 93.8%

Arizona State 80 • 9-2

#	Player	Total			3-Ptr			Rebounds			PF	TP	A	TO	Blk	Stl	Min
		FG-FGA	FG-FGA	FT-FTA	Off	Def	Tot	Off	Def	Tot							
14	Lawrence, Kimani	f	3-7	1-3	0-0	1	2	3	1	7	1	1	0	1	25		
23	White, Romello	f	3-7	0-0	5-9	5	0	5	3	11	1	0	2	0	27		
45	Cheatham, Zylan	f	5-8	0-1	3-7	2	9	11	2	13	1	4	1	0	34		
00	Dort, Luquentz	g	3-14	1-3	6-8	2	2	4	2								

BOX SCORES

13 #5/6 KANSAS 70, #23/25 OKLAHOMA 63

Jan. 2, 2019 | Lawrence, Kan. | Allen Fieldhouse



Oklahoma 63 • 11-2 (0-1)

##	Player	Total			3-Ptr			Rebounds			PF	TP	A	TO	Blk	Stl	Min
		FG-FGA	FG-FGA	FT-FTA	FG-FGA	FG-FGA	FT-FTA	Off	Def	Tot							
21	Doolittle, Kristian	f	5-12	0-0	2-3	1	7	8	4	12	2	2	0	0	0	32	
35	Manek, Brady	f	6-13	1-4	3-5	5	6	11	0	16	0	0	1	1	32		
00	James, Christian	g	4-15	1-7	2-4	0	12	12	2	11	2	2	0	2	37		
02	Calixte, Aaron	g	4-8	2-4	0-0	0	1	1	2	10	3	4	0	0	27		
03	Reynolds, Miles	g	3-5	0-1	1-1	1	2	3	5	7	2	4	0	2	30		
01	Odomes, Rashard	g	0-1	0-1	0-0	1	0	1	2	0	0	3	1	0	12		
04	McNeace, Jamuni	g	0-1	0-0	0-0	1	0	1	0	0	0	0	0	0	2		
05	Freeman, Matt	g	0-4	0-4	0-0	1	0	1	1	0	0	1	0	0	15		
24	Bieniemy, Jamal	g	3-3	1-1	0-0	0	0	0	1	7	0	0	0	0	13		
Team						1	1	2				1					
Totals			25-62	5-22	8-13	11	29	40	17	63	9	17	2	5	200		

FG % 1st Half: 11-31 35.5% 2nd half: 14-31 45.2% Game: 25-62 40.3%  
 3FG % 1st Half: 2-12 16.7% 2nd half: 3-10 30.0% Game: 5-22 22.7%  
 FT % 1st Half: 1-2 50.0% 2nd half: 7-11 63.6% Game: 8-13 61.5%

Kansas 70 • 12-1 (1-0)

##	Player	Total			3-Ptr			Rebounds			PF	TP	A	TO	Blk	Stl	Min
		FG-FGA	FG-FGA	FT-FTA	FG-FGA	FG-FGA	FT-FTA	Off	Def	Tot							
01	Lawson, Dedic	f	6-17	0-3	1-1	4	11	15	2	13	1	1	3	0	37		
35	Azubuike, Udoka	c	4-5	0-0	0-3	3	6	9	2	8	0	1	2	0	23		
05	Grimes, Quentin	g	6-11	1-6	1-3	2	0	2	4	14	1	3	0	1	35		
11	Dotson, Devon	g	4-10	1-3	7-8	0	5	5	4	16	1	2	0	4	28		
24	Vick, Lagerald	g	5-12	2-7	0-1	0	4	4	1	12	1	4	1	3	25		
00	Garrett, Marcus	g	1-3	0-1	3-4	0	1	1	2	5	5	1	0	1	28		
02	Moore, Charlie	g	0-4	0-1	2-4	1	2	3	1	2	1	0	0	1	13		
13	Lawson, K.J.	g	0-0	0-0	0-0	0	0	0	0	0	0	1	0	0	1		
33	McCormack, David	g	0-1	0-0	0-0	1	0	1	1	0	0	1	0	1	6		
44	Lightfoot, Mitch	g	0-0	0-0	0-0	1	0	1	0	0	0	0	0	0	4		
Team						0	1	1									
Totals			26-63	4-21	14-22	12	30	42	17	70	10	14	6	11	200		

FG % 1st Half: 18-39 46.2% 2nd half: 8-24 33.3% Game: 26-63 41.3%  
 3FG % 1st Half: 2-12 16.7% 2nd half: 2-9 22.2% Game: 4-21 19.0%  
 FT % 1st Half: 2-3 66.7% 2nd half: 12-19 63.2% Game: 14-22 63.6%

Officials: Joe DeRosa, James Luckie, Lee Cassell  
 Technical fouls: Oklahoma-None. Kansas-None.  
 Attendance: 16300  
 OU 03 M. Reynolds fouled out with 38 seconds remaining in the game.

Score by periods	1st	2nd	Total
Oklahoma	25	38	63
Kansas	40	30	70

Points	In	Off	2nd	Fast	Bench
OU	Paint	T/O	Chance	Break	
KU	32	14	6	6	7
Kansas	40	30	13	12	7

Last FG - OU 2nd-00:30, KU 2nd-02:35.  
 Largest lead - OU by 7 1st-17:31, KU by 15 1st-00:04.  
 OU led for 07:37, KU led for 31:37. Game was tied for 00:46.

Score tied - 0 times.  
 Lead changed - 1 time.

15 #7/9 KANSAS 77, #25/rv TCU 68

Jan. 9, 2019 | Lawrence, Kan. | Allen Fieldhouse



TCU 68 • 12-2 (1-1)

##	Player	Total			3-Ptr			Rebounds			PF	TP	A	TO	Blk	Stl	Min
		FG-FGA	FG-FGA	FT-FTA	FG-FGA	FG-FGA	FT-FTA	Off	Def	Tot							
15	MILLER, JD	f	1-6	1-4	0-0	1	8	9	1	3	0	1	0	1	0	25	
21	SAMUEL, Kevin	c	6-7	0-0	0-0	4	4	8	3	12	1	2	1	0	26		
01	BANE, Desmond	g	6-10	1-1	0-0	0	4	4	4	13	2	2	0	0	37		
22	NEMHARD, RJ	g	3-6	3-6	5-6	0	4	4	3	14	1	3	1	0	27		
25	ROBINSON, Alex	g	4-12	2-4	2-3	1	2	3	4	12	4	4	0	0	35		
05	DAVIS, Kendrick	g	2-6	0-1	0-0	0	4	4	1	4	3	3	0	2	22		
12	NOI, Kouat	g	3-7	2-5	2-4	1	1	2	2	10	1	3	1	3	28		
Team						0	0	0									
Totals			25-54	9-21	9-13	7	27	34	18	68	12	20	3	6	200		

FG % 1st Half: 11-26 42.3% 2nd half: 14-28 50.0% Game: 25-54 46.3%  
 3FG % 1st Half: 3-8 37.5% 2nd half: 6-13 46.2% Game: 9-21 42.9%  
 FT % 1st Half: 6-8 75.0% 2nd half: 3-5 60.0% Game: 9-13 69.2%

Kansas 77 • 13-2 (2-1)

##	Player	Total			3-Ptr			Rebounds			PF	TP	A	TO	Blk	Stl	Min
		FG-FGA	FG-FGA	FT-FTA	FG-FGA	FG-FGA	FT-FTA	Off	Def	Tot							
01	Lawson, Dedic	f	10-19	2-4	9-13	6	8	14	1	31	0	3	0	3	35		
00	Garrett, Marcus	g	3-8	0-0	2-3	1	3	4	1	8	3	0	0	2	35		
05	Grimes, Quentin	g	2-5	0-3	1-2	0	2	2	4	5	1	2	0	0	16		
11	Dotson, Devon	g	0-6	0-3	5-6	0	1	1	3	5	3	1	1	2	27		
24	Vick, Lagerald	g	5-10	2-7	0-0	1	3	4	2	12	4	6	0	0	36		
02	Moore, Charlie	g	0-3	0-1	0-0	0	0	0	0	0	1	0	0	1	4		
13	Lawson, K.J.	g	2-3	0-1	3-3	1	0	1	0	7	0	0	0	0	11		
30	Agbaji, Ochai	g	3-5	1-2	0-0	1	3	4	2	7	1	0	1	2	25		
33	McCormack, David	g	0-0	0-0	0-0	0	0	0	0	0	0	0	0	0	1		
44	Lightfoot, Mitch	g	1-1	0-0	0-0	0	3	3	0	2	0	0	0	0	10		
Team						1	0	1									
Totals			26-60	5-21	20-27	11	23	34	13	77	13	12	2	10	200		

FG % 1st Half: 15-31 48.4% 2nd half: 11-29 37.9% Game: 26-60 43.3%  
 3FG % 1st Half: 2-10 20.0% 2nd half: 3-11 27.3% Game: 5-21 23.8%  
 FT % 1st Half: 8-11 72.7% 2nd half: 12-16 75.0% Game: 20-27 74.1%

Officials: Gerry Pollard, Gary Maxwell, Jeb Hartness  
 Technical fouls: TCU-None. Kansas-None.  
 Attendance: 16300

Score by periods	1st	2nd	Total
TCU	31	37	68
Kansas	40	37	77

Points	In	Off	2nd	Fast	Bench
TCU	Paint	T/O	Chance	Break	
KU	30	13	7	6	14
Kansas	40	37	13	8	16

Last FG - TCU 2nd-01:41, KU 2nd-01:10.  
 Largest lead - TCU by 2 1st-19:14, KU by 11 2nd-19:45.  
 TCU led for 03:03, KU led for 34:36. Game was tied for 02:21.

Score tied - 5 times.  
 Lead changed - 7 times.

14 IOWA STATE 77, #5/6 KANSAS 60

Jan. 5, 2019 | Ames, Iowa | Hilton Coliseum



Kansas 60 • 12-2, 1-1 Big 12

##	Player	Total			3-Ptr			Rebounds			PF	TP	A	TO	Blk	Stl	Min
		FG-FGA	FG-FGA	FT-FTA	FG-FGA	FG-FGA	FT-FTA	Off	Def	Tot							
00	Marcus Garrett	f	4-8	0-1	0-0	2	2	4	1	8	0	1	0	0	0	30	
01	Dedric Lawson	f	5-11	0-1	3-6	2	10	12	3	13	3	6	1	0	32		
05	Quentin Grimes	f	7-14	3-6	2-3	2	4	6	1	19	2	2	0	1	31		
11	Devon Dotson	f	3-5	1-2	1-2	2	5	7	1	8	3	5	0	2	31		
24	Lagerald Vick	f	2-8	2-6	0-0	0	4	4	0	6	1	7	0	2	29		
02	Charlie Moore	f	1-5	0-2	0-0	2	1	3	1	2	2	0	0	0	19		
12	Chris Teahan	f	0-0	0-0	0-0	0	0	0	0	0	0	0	0	0	2		
13	K.J. Lawson	f	1-2	0-1	0-0	0	1	1	1	2	1	1	0	1	9		
33	David McCormack	f	1-2	0-0	0-0	0	1	1	1	2	0	0	0	0	10		
44	Mitch Lightfoot	f	0-1	0-1	0-0	0	0	0	1	0	0	1	0	0	7		
Team						3	0	3									
Totals			24-56	6-20	6-11	13	28	41	10	60	12	24	1	6	200		

FG % 1st Half: 12-27 44.4% 2nd half: 12-29 41.4% Game: 24-56 42.9%  
 3FG % 1st Half: 4-11 36.4% 2nd half: 2-9 22.2% Game: 6-20 30.0%  
 FT % 1st Half: 4-7 57.1% 2nd half: 2-4 50.0% Game: 6-11 54.5%

Iowa State 77 • 12-2, 2-0 Big 12

##	Player	Total			3-Ptr			Rebounds			PF	TP	A	TO	Blk	Stl	Min
		FG-FGA	FG-FGA	FT-FTA	FG-FGA	FG-FGA	FT-FTA	Off	Def	Tot							
01	Weiler-Babb, Nick	f	4-10	2-4	2-2	1	2	3	1	12	4	2	1	4	38		
03	Shayok, Marial	f	9-12	5-5	1-2	0	5	5	2	24	1	5	0	2	34		
11	Horton-Tucker, Talen	f	2-9	0-4	0-0	0	0	0	2	4	5	0	0	1	30		

**BOX SCORES**

**17 #7/8 KANSAS 80, TEXAS 78**  
Jan. 14, 2019 | Lawrence, Kan. | Allen Fieldhouse



##	Player	Total			3-Ptr			Rebounds			PF	TP	A	TO	Blk	Stl	Min
		FG-FGA	FG-FGA	FT-FTA	FG-FGA	FG-FGA	FT-FTA	Off	Def	Tot							
10	Hayes, Jaxson	f	4-5	0-0	0-0	2	2	4	5	8	1	0	1	0	0	17	
21	Osetkowski, Dylan	f	5-13	0-2	1-1	4	5	9	2	11	1	1	0	1	29		
02	Coleman III, Matt	g	7-12	2-3	0-0	2	2	4	1	16	8	0	0	1	38		
12	Roach II, Kerwin	g	4-11	3-8	2-2	0	2	2	3	13	4	1	1	0	32		
55	Mitrou-Long, Elijah	g	2-7	2-6	0-0	0	2	2	0	6	0	1	0	0	20		
03	Ramey, Courtney	g	3-7	2-4	2-2	1	5	6	2	10	5	0	0	0	24		
13	Bires, Jase	g	4-14	4-11	0-0	0	3	3	2	12	0	1	0	0	28		
20	Sims, Jericho	g	0-0	0-0	2-2	4	3	7	3	2	0	1	0	0	12		
Team						1	0	1									
Totals			29-69	13-34	7-7	14	24	38	18	78	19	6	2	2	200		

FG % 1st Half: 16-36 44.4% 2nd half: 13-33 39.4% Game: 29-69 42.0% Deadball Rebounds 0  
 3FG % 1st Half: 8-19 42.1% 2nd half: 5-15 33.3% Game: 13-34 38.2%  
 FT % 1st Half: 0-0 0.0% 2nd half: 7-7 100.0% Game: 7-7 100.0%

**Kansas 80 • 15-2 (4-1)**

##	Player	Total			3-Ptr			Rebounds			PF	TP	A	TO	Blk	Stl	Min
		FG-FGA	FG-FGA	FT-FTA	FG-FGA	FG-FGA	FT-FTA	Off	Def	Tot							
01	Lawson, Detric	f	6-8	0-0	5-8	0	8	8	3	17	0	0	0	0	0	26	
00	Garrett, Marcus	g	8-11	3-4	1-4	0	2	2	2	20	3	2	1	3	35		
05	Grimes, Quentin	g	2-5	2-5	0-0	0	2	2	1	6	0	1	0	0	29		
11	Dotson, Devon	g	3-6	1-2	3-4	1	4	5	2	10	5	0	0	0	36		
24	Vick, Lagerald	g	7-14	5-8	2-2	0	4	4	0	21	4	0	0	0	32		
02	Moore, Charlie	g	0-1	0-1	0-0	0	0	0	0	0	0	0	0	0	3		
30	Agbaji, Ochai	g	2-5	0-2	0-0	0	4	4	1	4	2	0	0	1	25		
33	McCormack, David	g	1-3	0-0	1-1	3	1	4	2	2	0	1	0	0	8		
44	Lightfoot, Mitch	g	0-1	0-0	0-2	0	0	0	1	0	0	0	0	0	6		
Team						2	0	2									
Totals			29-54	11-22	11-21	6	25	31	12	80	14	4	1	5	200		

FG % 1st Half: 15-29 51.7% 2nd half: 14-25 56.0% Game: 29-54 53.7% Deadball Rebounds 5,1  
 3FG % 1st Half: 6-12 50.0% 2nd half: 5-10 50.0% Game: 11-22 50.0%  
 FT % 1st Half: 2-7 28.6% 2nd half: 9-14 64.3% Game: 11-21 52.4%

Officials: John Higgins, Mike Roberts, Michael Greenstein  
 Technical fouls: Texas-None. Kansas-None.  
 Attendance: 16300  
 UT 10 J. Hayes fouled out with 2:05 remaining in the game.

Score by periods	1st	2nd	Total
Texas	40	38	78
Kansas	38	42	80

Points	In	Off	2nd	Fast	Bench
UT	Paint	T/O	Chance	Break	
KU	28	3	17	3	24
KU	34	12	2	6	6

Last FG - UT 2nd-00:09, KU 2nd-01:33.  
 Largest lead - UT by 5 1st-00:30, KU by 10 2nd-11:51.  
 UT led for 02:41. KU led for 36:19. Game was tied for 01:00.

Score tied - 2 times.  
 Lead changed - 4 times.

**18 WEST VIRGINIA 65, #7/8 KANSAS 64**  
Jan. 19, 2019 | Morgantown, W.Va. | WVU Coliseum



##	Player	Total			3-Ptr			Rebounds			PF	TP	A	TO	Blk	Stl	Min
		FG-FGA	FG-FGA	FT-FTA	FG-FGA	FG-FGA	FT-FTA	Off	Def	Tot							
00	Marcus Garrett	*	6-12	0-2	3-4	0	2	2	4	15	3	1	0	6	34		
01	Detric Lawson	*	5-11	0-1	5-6	4	7	11	1	15	0	3	1	1	34		
05	Quentin Grimes	*	3-7	2-4	0-0	0	2	2	2	8	2	2	0	0	30		
11	Devon Dotson	*	3-5	1-1	2-2	0	1	1	3	9	1	7	0	0	34		
24	Lagerald Vick	*	5-12	2-6	1-1	1	2	3	1	13	0	2	0	0	33		
02	Charlie Moore	*	0-1	0-0	0-0	0	1	1	0	0	0	0	0	0	3		
13	K.J. Lawson	*	1-5	0-2	0-0	2	2	4	3	2	0	0	0	0	16		
30	Ochai Agbaji	*	0-1	0-0	0-0	1	2	3	0	0	0	3	0	0	4		
33	David McCormack	*	1-1	0-0	0-0	1	3	4	0	2	0	0	0	0	8		
44	Mitch Lightfoot	*	0-0	0-0	0-0	0	0	0	1	0	0	0	0	0	4		
Team						0	3	3									
Totals			24-55	5-16	11-13	9	25	34	15	64	6	18	1	7	200		

FG % 1st Half: 10-27 37.0% 2nd half: 14-28 50.0% Game: 24-55 43.6% Deadball Rebounds 1  
 3FG % 1st Half: 0-6 0.0% 2nd half: 5-10 50.0% Game: 5-16 31.3%  
 FT % 1st Half: 3-3 100.0% 2nd half: 8-10 80.0% Game: 11-13 84.6%

**West Virginia 65**

##	Player	Total			3-Ptr			Rebounds			PF	TP	A	TO	Blk	Stl	Min
		FG-FGA	FG-FGA	FT-FTA	FG-FGA	FG-FGA	FT-FTA	Off	Def	Tot							
10	Haley, Jermaine	*	5-5	0-0	3-4	1	4	5	2	13	2	3	0	1	28		
12	Gordon, Andrew	*	2-3	0-0	0-0	0	2	2	3	4	0	2	0	0	13		
14	Harler, Chase	*	3-3	1-1	0-0	0	2	2	1	7	0	1	0	0	19		
21	Harris, Wesley	*	2-5	1-3	0-0	0	1	1	0	5	0	1	0	0	30		
23	Ahmad, Esa	*	3-9	2-3	0-0	1	6	7	2	8	3	2	1	2	35		
01	Culver, Derek	*	4-10	0-0	3-5	2	5	7	4	11	3	3	1	1	27		
03	Bolden, James	*	4-13	1-4	3-4	0	0	0	1	12	2	0	0	4	29		
05	McCabe, Jordan	*	0-1	0-0	0-0	0	1	1	0	0	1	1	0	1	5		
15	West, Lamont	*	2-5	0-3	1-1	1	1	2	1	5	1	0	0	2	14		
Team						0	1	1									
Totals			25-54	5-14	10-14	5	23	28	14	65	12	13	2	11	200		

FG % 1st Half: 11-28 39.3% 2nd half: 14-26 53.8% Game: 25-54 46.3% Deadball Rebounds 3  
 3FG % 1st Half: 0-3 0.0% 2nd half: 5-11 45.5% Game: 5-16 31.3%  
 FT % 1st Half: 1-1 100.0% 2nd half: 9-13 69.2% Game: 10-14 71.4%

Officials: Doug Sirmons, Roger Ayers, Keith Kimble  
 Technical fouls: Kansas-None. West Virginia-None.  
 Attendance: 12657

Score by periods	1st	2nd	Total
Kansas	23	41	64
West Virginia	23	42	65

Points	In	Off	2nd	Fast	Bench
KU	Paint	T/O	Chance	Break	
KU	32	15	6	4	4
WVU	34	9	8	6	28

Last FG - KU 2nd-02:35, WVU 2nd-00:07.  
 Largest lead - KU by 6 2nd-02:35, WVU by 3 1st-11:05.  
 KU led for 26:06. WVU led for 11:32. Game was tied for 02:22.

Score tied - 7 times.  
 Lead changed - 17 times.

**19 #9/10 KANSAS 80, #24/25 IOWA STATE 76**  
Jan. 21, 2019 | Lawrence, Kan. | Allen Fieldhouse



##	Player	Total			3-Ptr			Rebounds			PF	TP	A	TO	Blk	Stl	Min
		FG-FGA	FG-FGA	FT-FTA	FG-FGA	FG-FGA	FT-FTA	Off	Def	Tot							
12	Jacobson, Michael	f	4-7	1-1	3-6	3	8	11	3	12	0	4	1	0	34		
01	Weiler-Babb, Nick	g	4-8	2-5	0-0	1	3	4	1	10	4	1	1	2	39		
03	Shayok, Marial	g	9-18	3-8	5-5	2	4	6	1	26	1	4	0	2	37		
11	Horton-Tucker, Talen	g	6-15	4-8	0-2	1	2	3	5	16	2	2	0	0	26		
22	Haliburton, Tyrese	g	3-5	1-3	2-2	3	2	5	0	9	2	0	1	0	33		
02	Lard, Cameron	g	0-1	0-0	0-0	1	1	2	5	0	0	0	0	0	6		
05	Wigginton, Lindell	g	1-8	1-5	0-2	1	3	4	3	3	3	0	0	0	25		
Team						1	0	1									
Totals			27-62	12-30	10-17	13	23	36	18	76	12	14	3	7	200		

FG % 1st Half: 17-32 53.1% 2nd half: 10-30 33.3% Game: 27-62 43.5% Deadball Rebounds 2  
 3FG % 1st Half: 6-16 37.5% 2nd half: 6-14 42.9% Game: 12-30 40.0%  
 FT % 1st Half: 2-4 50.0% 2nd half: 8-13 61.5% Game: 10-17 58.8%

**Kansas 80 • 16-3 (5-2)**

##	Player	Total			3-Ptr			Rebounds			PF	TP	A	TO	Blk	Stl	Min
		FG-FGA	FG-FGA	FT-FTA	FG-FGA	FG-FGA	FT-FTA	Off	Def	Tot							
01	Lawson, Detric	f	13-17	2-2	1-2	7	8	15	3	29	1	4	1	0	38		
00	Garrett, Marcus	g	8-12	0-0	0-3	1	4	5	2	16	0	2	1	3	39		
05	Grimes, Quentin	g	0-4	0-1	0-0	0	0	0	0	0	0	0	0	1	19		
11	Dotson, Devon	g	3-12	0-1	5-6	0	2	2	3	11	8	0	0	2	38		
24	Vick, Lagerald	g	5-11	2-6	2-2	0	3	3	0	14	1	2	0	0	37		
02	Moore, Charlie	g	0-0	0-0	0-0	0	0	0	0	0	0	0	0	1	2		
13	Lawson, K.J.	g	1-2	0-0	0-0	1	2	3	4	2	0	1	0	0	9		
30	Agbaji, Ochai	g	3-6	2-4	0-0	1	4	5	8	0	2	1	0	0			

BOX SCORES

**21** TEXAS 73, #11/12 KANSAS 63  
Jan. 26, 2019 | Austin, Texas | Frank Erwin Center



Kansas 63 • 16-5, 5-3

##	Player	Total			3-Ptr			Rebounds			PF	TP	A	TO	Blk	Stl	Min
		FG-FGA	FG-FGA	FT-FTA	FG-FGA	FG-FGA	FT-FTA	Off	Def	Tot							
01	Lawson, Dedric	f	4-15	1-5	4-4	1	6	7	2	13	1	2	2	3	34		
00	Garrett, Marcus	g	1-4	0-1	0-0	2	3	5	2	2	1	1	0	0	26		
05	Grimes, Quentin	g	1-5	1-3	0-0	0	1	1	3	3	1	1	0	1	20		
11	Dotson, Devon	g	3-6	0-0	3-4	0	4	4	3	9	4	1	0	1	29		
30	Agbaji, Ochai	g	8-10	2-4	6-8	4	3	7	4	24	0	2	1	2	35		
02	Moore, Charlie		0-0	0-0	0-0	0	0	0	1	0	0	0	0	0	6		
13	Lawson, K.J.		0-0	0-0	0-0	0	0	0	1	0	0	1	0	0	4		
24	Vick, Lagerald		4-9	2-5	0-0	0	2	2	0	10	1	1	0	1	23		
33	McCormack, David		1-1	0-0	0-0	0	0	0	1	2	2	1	0	0	9		
44	Lightfoot, Mitch		0-1	0-0	0-0	0	0	0	3	0	0	0	1	0	14		
	Team					1	0	1									
	Totals		22-51	6-18	13-16	8	19	27	20	63	10	13	4	8	200		

FG % 1st Half: 10-23 43.5% 2nd half: 12-28 42.9% Game: 22-51 43.1% Deadball Rebounds 3,1  
3FG % 1st Half: 2-5 40.0% 2nd half: 4-13 30.8% Game: 6-18 33.3%  
FT % 1st Half: 1-2 50.0% 2nd half: 12-14 85.7% Game: 13-16 81.3%

Texas 73 • 12-9, 4-4

##	Player	Total			3-Ptr			Rebounds			PF	TP	A	TO	Blk	Stl	Min
		FG-FGA	FG-FGA	FT-FTA	FG-FGA	FG-FGA	FT-FTA	Off	Def	Tot							
10	Hayes, Jaxson	f	3-5	0-0	7-8	4	5	9	4	13	1	0	2	2	29		
21	Osetkowski, Dylan	f	5-10	0-3	6-6	3	1	4	1	16	3	2	0	1	35		
02	Coleman III, Matt	g	1-4	0-2	0-0	0	6	6	1	2	4	2	0	0	36		
03	Ramey, Courtney	g	3-5	3-5	0-0	1	1	2	1	9	1	3	0	1	24		
12	Roach II, Kerwin	g	3-13	3-9	6-7	1	3	4	4	15	3	4	0	1	36		
13	Febres, Jase		4-9	4-8	0-0	0	2	2	1	12	1	0	0	0	26		
20	Sims, Jericho		2-3	0-0	2-2	0	1	1	1	6	0	1	0	0	11		
55	Mitrou-Long, Elijah		0-1	0-1	0-0	0	0	0	0	0	0	0	0	0	3		
	Team					1	2	3									
	Totals		21-50	10-28	21-23	10	21	31	13	73	13	12	2	5	200		

FG % 1st Half: 9-28 32.1% 2nd half: 12-22 54.5% Game: 21-50 42.0% Deadball Rebounds 1  
3FG % 1st Half: 5-16 31.3% 2nd half: 5-12 41.7% Game: 10-28 35.7%  
FT % 1st Half: 3-4 75.0% 2nd half: 18-19 94.7% Game: 21-23 91.3%

Officials: Joe DeRosa, Kipp Kissinger, Darron George  
Technical fouls: Kansas-None. Texas-None.  
Attendance: 11934

Score by periods	1st	2nd	Total
Kansas	23	40	63
Texas	26	47	73

Last FG - KU 2nd-01:01, UT 2nd-01:16.  
Largest lead - KU by 2 1st-19:22, UT by 11 1st-05:53.  
KU led for 00:09. UT led for 37:42. Game was tied for 02:09.

	In	Off	2nd	Fast	Bench
Points	Paint	T/O	Chance	Break	
KU	30	13	13	15	12
UT	16	7	10	2	18

Score tied - 1 time.  
Lead changed - 1 time.

**22** #11/12 KANSAS 79, #15/16 TEXAS TECH 63  
Feb. 2, 2019 | Lawrence, Kan. | Allen Fieldhouse



Texas Tech 63 • 17-5 (5-4)

##	Player	Total			3-Ptr			Rebounds			PF	TP	A	TO	Blk	Stl	Min
		FG-FGA	FG-FGA	FT-FTA	FG-FGA	FG-FGA	FT-FTA	Off	Def	Tot							
11	Owens, Tariq	f	6-10	0-3	0-0	6	4	10	2	12	0	0	3	0	29		
32	Odiase, Norense	c	0-3	0-0	2-6	3	4	7	3	2	0	0	1	1	17		
13	Mooney, Matt	g	4-10	1-3	2-2	0	3	3	0	11	3	0	0	2	28		
23	Culver, Jarrett	g	5-17	0-6	0-1	1	5	6	2	10	1	5	0	0	32		
25	Moretti, Davide	g	3-8	3-8	5-5	0	2	2	2	14	1	0	0	1	33		
00	Edwards, Kyle		1-6	1-3	0-0	0	4	4	1	3	1	1	0	1	20		
01	Francis, Brandone		1-5	1-3	0-0	1	1	2	3	3	1	2	0	1	15		
03	Corprew, Deshawn		1-2	0-0	1-2	2	1	3	1	3	0	2	0	0	12		
20	Hicks, Parker		0-0	0-0	0-0	0	2	2	0	0	0	0	0	0	3		
24	Benson, Avery		1-2	0-1	0-0	0	1	1	1	2	1	0	0	1	4		
30	Sorrells, Andrew		0-1	0-1	0-0	0	0	0	0	0	0	0	0	0	3		
35	Mballa, Josh		0-0	0-0	3-6	0	0	0	0	3	0	0	1	0	4		
	Team					0	2	2									
	Totals		22-64	6-28	13-22	13	29	42	15	63	8	11	5	7	200		

FG % 1st Half: 10-33 30.3% 2nd half: 12-31 38.7% Game: 22-64 34.4% Deadball Rebounds 5  
3FG % 1st Half: 3-14 21.4% 2nd half: 3-14 21.4% Game: 6-28 21.4%  
FT % 1st Half: 3-4 75.0% 2nd half: 10-18 55.6% Game: 13-22 59.1%

Kansas 79 • 17-5 (6-3)

##	Player	Total			3-Ptr			Rebounds			PF	TP	A	TO	Blk	Stl	Min
		FG-FGA	FG-FGA	FT-FTA	FG-FGA	FG-FGA	FT-FTA	Off	Def	Tot							
01	Lawson, Dedric	f	9-14	3-3	4-5	2	8	10	5	25	0	0	2	0	28		
05	Grimes, Quentin	f	2-7	2-5	0-1	1	2	3	2	6	4	0	0	2	31		
11	Dotson, Devon	g	7-12	3-5	3-5	0	3	3	2	20	4	4	0	3	34		
24	Vick, Lagerald	g	4-7	3-4	2-2	1	5	6	1	13	2	1	1	0	36		
30	Agbaji, Ochai	g	3-8	1-4	3-6	1	9	10	3	10	3	2	0	1	33		
02	Moore, Charlie		1-5	0-3	0-0	0	1	1	1	2	6	2	0	0	15		
12	Teahan, Chris		0-2	0-2	0-0	0	1	1	0	0	0	1	0	0	2		
13	Lawson, K.J.		1-3	1-3	0-0	0	0	0	2	3	0	0	0	0	6		
20	Luinstra, Garrett		0-1	0-1	0-0	0	0	0	0	0	0	0	0	0	2		
33	McCormack, David		0-0	0-0	0-0	0	1	1	0	0	0	2	0	0	6		
44	Lightfoot, Mitch		0-0	0-0	0-0	0	1	1	2	0	0	1	0	0	7		
	Team					2	1	3									
	Totals		27-59	13-30	12-19	7	32	39	18	79	19	13	3	6	200		

FG % 1st Half: 16-29 55.2% 2nd half: 11-30 36.7% Game: 27-59 45.8% Deadball Rebounds 3,1  
3FG % 1st Half: 9-15 60.0% 2nd half: 4-15 26.7% Game: 13-30 43.3%  
FT % 1st Half: 5-6 83.3% 2nd half: 7-13 53.8% Game: 12-19 63.2%

Officials: Doug Sirmons, Michael Stephens, Michael Greenstein  
Technical fouls: Texas Tech-Francis, Brandone. Kansas-Vick, Lagerald.  
Attendance: 16300

Score by periods	1st	2nd	Total
Texas Tech	26	37	63
Kansas	46	33	79

	In	Off	2nd	Fast	Bench
Points	Paint	T/O	Chance	Break	
TTU	26	16	10	5	14
KU	26	15	5	14	5

Last FG - TTU 2nd-01:01, KU 2nd-03:51.  
Largest lead - TTU None, KU by 24 2nd-04:27.  
TTU led for 00:00. KU led for 39:37. Game was tied for 00:23.

Score tied - 0 times.  
Lead changed - 0 times.

# CAREER RECORDS

## SCORING

1. Danny Manning	2,951	1985-88
2. Nick Collison	2,097	2000-03
3. Raef LaFrentz	2,066	1995-98
4. Clyde Lovellette	1,979	1950-52
5. Sherron Collins	1,888	2007-10
6. Frank Mason III	1,885	2014-17
7. Darnell Valentine	1,821	1978-81
8. Keith Langford	1,812	2002-05
9. Perry Ellis	1,798	2013-16
10. Paul Pierce	1,768	1996-98
11. Dave Robisch	1,754	1969-71
12. Kirk Hinrich	1,753	2000-03
13. Devonte' Graham	1,750	2015-18
14. Kevin Pritchard	1,692	1987-90
15. Mark Randall	1,627	1987, 89-91
16. Wayne Simien	1,593	2002-05
17. Tyshawn Taylor	1,580	2009-12
18. Jeff Boschee	1,560	1999-2002
19. Kenny Gregory	1,555	1998-2001
19. Calvin Thompson	1,548	1983-86
21. Drew Gooden	1,526	2000-02
22. Ron Kellogg	1,508	1983-86
23. Bud Stallworth	1,495	1970-72
24. Tony Guy	1,488	1979-82
25. Brandon Rush	1,477	2006-08
26. Wilt Chamberlain	1,433	1957-58
27. Richard Scott	1,375	1991-94
28. Adonis Jordan	1,373	1990-93
29. Marcus Morris	1,371	2009-11
30. Mario Chalmers	1,341	2006-08
31. Walter Wesley	1,315	1964-66
32. Jo Jo White	1,286	1966-69
33. Eric Chenowith	1,281	1998-2001
34. Jerod Haase	1,264	1995-97
35. Steve Woodberry	1,240	1991-94
36. Scot Pollard	1,209	1994-97
37. Greg Dreiling	1,209	1984-86
38. Jacque Vaughn	1,207	1994-97
39. Wayne Selden Jr.	1,202	2014-16
40. Aaron Miles	1,183	2002-05
41. Svi Mykhailiuk	1,181	2015-18
42. Milt Newton	1,166	1985, 87-89
43. Rick Suttle	1,156	1973-75
44. Billy Thomas	1,152	1995-98
45. Wayne Hightower	1,128	1960-61
<b>46. Lagerald Vick</b>	<b>1,093</b>	<b>2016-Present</b>
47. Charlie Black	1,082	1942-43, 46-47
48. Rex Walters	1,064	1992-93
49. Otto Schnellbacher	1,062	1943, 46-48
50. Kelly Knight	1,057	1980, 82-84
51. Ryan Robertson	1,055	1996-99
52. Nolen Ellison	1,045	1961-63
53. Carl Henry	1,044	1983-84
54. Cole Aldrich	1,038	2008-10
55. Jerry Gardner	1,030	1960-62
56. Bill Bridges	1,028	1959-61
57. Thomas Robinson	1,026	2010-12
58. Cedric Hunter	1,022	1984-87
David Magley	1,022	1979-82
60. Rodger Bohnenstiehl	1,006	1966-67-68
61. Norman Cook	1,004	1974-75-76

## REBOUNDS

1. Danny Manning	1,187	1985-88
2. Raef LaFrentz	1,186	1995-98
3. Nick Collison	1,143	2000-03
4. Bill Bridges	1,081	1959-61
5. Eric Chenowith	933	1998-2001
6. Drew Gooden	905	2000-02
7. Wayne Simien	884	2002-05
8. Wilt Chamberlain	877	1957-58
9. Cole Aldrich	860	2008-10
10. Scot Pollard	850	1994-97
11. Clyde Lovellette	839	1950-52
12. Perry Ellis	834	2013-16
13. Dave Robisch	815	1969-71
14. Greg Ostertag	770	1992-95
15. Thomas Robinson	763	2010-12
16. Mark Randall	723	1987, 89-91
17. Landen Lucas	702	2014-17
18. Paul Mokeski	680	1977-79
19. Marcus Morris	676	2009-11
Paul Pierce	676	1996-98

## ASSISTS

<i>(started 1974-75)</i>			
1. Aaron Miles	954	2002-05	
2. Jacque Vaughn	804	1994-97	
3. Cedric Hunter	684	1984-87	
4. Kirk Hinrich	668	2000-03	
5. Devonte' Graham	632	2015-18	
6. Darnell Valentine	609	1978-81	
7. Frank Mason III	576	2014-17	
8. Tyshawn Taylor	575	2009-12	
9. Adonis Jordan	568	1990-93	
10. Sherron Collins	552	2007-10	
11. Russell Robinson	500	2005-08	
12. Kevin Pritchard	499	1987-90	
13. Ryan Robertson	485	1996-99	
14. Mark Turgeon	437	1984-87	
15. Jeff Boschee	425	1999-2002	
16. Mario Chalmers	420	2006-08	
17. Elijah Johnson	399	2010-13	
18. Steve Woodberry	361	1991-94	
19. Jerod Haase	343	1995-97	
20. Danny Manning	342	1985-88	
21. Tony Guy	327	1979-82	

## 3-POINT FIELD GOALS MADE

<i>(started 1986-87)</i>			
1. Jeff Boschee	338	1999-2002	
2. Devonte' Graham	296	2015-18	
3. Billy Thomas	269	1995-98	
4. Svi Mykhailiuk	237	2015-18	
5. Kirk Hinrich	236	2000-03	
6. Sherron Collins	232	2007-10	
7. Brandon Rush	205	2006-08	
8. Terry Brown	200	1990-91	
9. Frank Mason III	185	2014-17	
10. Mario Chalmers	180	2006-08	
11. Adonis Jordan	179	1990-93	
12. Tyrel Reed	176	2008-11	
<b>13. Lagerald Vick</b>	<b>166</b>	<b>2016-Present</b>	
14. Wayne Selden Jr.	162	2014-16	
15. Jerod Haase	156	1995-97	
16. Kevin Pritchard	154	1987-90	
17. Rex Walters	151	1992-93	
18. Elijah Johnson	147	2010-13	
19. Ryan Robertson	144	1996-99	
20. J.R. Giddens	137	2004-05	

## 3-POINT FIELD GOAL ATTEMPTS

<i>(started 1986-87)</i>			
1. Jeff Boschee	843	1999-2002	
2. Devonte' Graham	723	2015-18	
3. Billy Thomas	691	1995-98	
4. Sherron Collins	615	2007-10	
5. Svi Mykhailiuk	579	2015-18	
6. Kirk Hinrich	546	2000-03	
7. Terry Brown	485	1990-91	
8. Brandon Rush	471	2006-08	
9. Jerod Haase	461	1995-97	
10. Wayne Selden Jr.	443	2014-16	
11. Frank Mason III	440	2014-17	
12. Adonis Jordan	437	1990-93	
13. Tyrel Reed	433	2008-11	
14. Elijah Johnson	430	2010-13	
Mario Chalmers	430	2006-08	
<b>16. Lagerald Vick</b>	<b>408</b>	<b>2016-Present</b>	
17. Kevin Pritchard	379	1987-90	
18. Sean Pearson	371	1993-96	
18. J.R. Giddens	369	2004-05	
20. Rex Walters	361	1992-93	
21. Ryan Robertson	354	1996-99	
22. Tyshawn Taylor	324	2009-12	

## 3-POINT FIELD GOAL PCT.

<i>(Min. 200 attempts; started 1986-87)</i>			
1. Milt Newton	100-224	44.6	1987-89
2. Jeff Guldner	90-205	43.9	1987-90
3. Brandon Rush	205-471	43.5	2005-08
4. Kirk Hinrich	236-546	43.2	2000-03
5. Steve Woodberry	126-298	42.3	1991-94
6. Frank Mason III	185-440	42.0	2014-17
7. Mario Chalmers	180-430	41.9	2005-08
8. Rex Walters	151-361	41.8	1992-93
9. Brady Morningstar	116-281	41.3	2007-11
10. Terry Brown	200-485	41.2	1990-91
11. Devonte' Graham	296-723	40.9	2015-18
Svi Mykhailiuk	237-579	40.9	2015-18
Adonis Jordan	179-437	40.9	1990-93
<b>14. Lagerald Vick</b>	<b>166-408</b>	<b>40.7</b>	<b>2016-Pr.</b>
Ryan Robertson	144-354	40.7	1996-99
16. Tyrel Reed	176-433	40.6	2008-11
Kevin Pritchard	154-379	40.6	1987-90
18. Jeff Boschee	338-843	40.1	1999-02
19. Keith Langford	102-257	39.7	2002-05
20. Billy Thomas	269-691	38.9	1995-98
21. Jacque Vaughn	105-274	38.3	1994-97
22. Sherron Collins	232-655	37.7	2007-10

## STEALS

<i>(started 1975-76)</i>			
1. Darnell Valentine	336	1978-81	
2. Mario Chalmers	283	2006-08	
3. Aaron Miles	264	2002-05	
4. Danny Manning	250	1985-88	
5. Russell Robinson	247	2005-08	
6. Kirk Hinrich	206	2000-03	
7. Devonte' Graham	197	2015-18	
8. Kevin Pritchard	190	1987-90	
9. Nick Bradford	187	1997-2000	
10. Adonis Jordan	181	1990-93	
11. Alonzo Jamison	175	1990-92	
12. Jerod Haase	174	1995-97	
13. Tyshawn Taylor	172	2009-12	
14. Frank Mason III	165	2014-17	
15. Jeff Boschee	161	1999-2002	
Tony Guy	161	1979-82	
17. Jacque Vaughn	160	1994-97	
Steve Woodberry	160	1991-94	
19. Cedric Hunter	157	1984-87	
20. Nick Collison	155	2000-03	
21. Paul Pierce	147	1996-98	
22. Sherron Collins	145	2007-10	
23. Ryan Robertson	143	1996-99	

## BLOCKED SHOTS

<i>(started 1974-75)</i>			
1. Jeff Withey	311	2010-13	
2. Greg Ostertag	258	1992-95	
3. Cole Aldrich	253	2008-10	
4. Nick Collison	243	2000-03	
5. Eric Chenowith	242	1998-2001	
6. Scot Pollard	218	1994-97	
7. Danny Manning	200	1985-88	
8. John Crawford	155	1978-81	
9. Sasha Kaun	150	2005-08	
10. Donnie Von Moore	147	1974-75, 77-78	
11. Raef LaFrentz	138	1995-98	
Greg Dreiling	138	1984-86	
13. Paul Mokeski	136	1976-79	
14. Jamari Traylor	126	2013-16	
15. B.J. Williams	112	1994-97	
16. Darrell Arthur	109	2007-08	
17. Drew Gooden	107	2000-02	
18. Patrick Richey	106	1991-94	
19. Markieff Morris	103	2009-11	
20. Paul Pierce	98	1996-98	

--	Udoka Azubuike	92	2017-Present
--	Mitch Lightfoot	75	2017-Present

## CONSECUTIVE GAMES STARTED

1. Danny Manning	141	1985-88
2. Raef LaFrentz	116	1995-98
3. Frank Mason III	110	2014-17
Aaron Miles	110	2002-05
5. Wayne Selden Jr.	101	2014-16
6. Jacque Vaughn	100	1994-97
7. Keith Langford	98	2002-05
8. Cedric Hunter	89	1984-87
9. Jo Jo White	84	1966-69
10. Devonte' Graham	82	2015-18
11. Greg Dreiling	78	1984-86
12. Kirk Hinrich	73	2000-03

## MINUTES PLAYED

1. Danny Manning	4,961	1985-88
2. Devonte' Graham	4,498	2015-18
3. Frank Mason III	4,347	2014-17
4. Kirk Hinrich	4,187	2000-03
5. Jeff Boschee	4,109	1999-2002
6. Sherron Collins	4,071	2007-10
7. Tyshawn Taylor	4,039	2009-12
8. Kevin Pritchard	3,982	1987-90
9. Tony Guy	3,911	1979-82
10. Darnell Valentine	3,906	1978-81
11. Nick Collison	3,894	2000-03

SINGLE SEASON TEAM RECORDS

POINTS PER GAME

YEAR	PTS	GMS	AVG
1. 1989-90	3223	35	92.1
2. 2001-02	3365	37	90.9
3. 1988-89	2758	31	89.0
4. 1986-87	3058	36	84.9
5. 1997-98	3300	39	84.6
--			
<b>2018-19</b>	<b>1689</b>	<b>22</b>	<b>76.8</b>

FIELD GOAL PCT.

YEAR	FGs	FGAs	FG%
1. 1985-86	1260	2266	55.6
2. 1984-85	1019	1898	53.7
3. 1989-90	1204	2258	53.3
4. 1988-89	1024	1925	53.2
5. 1983-84	924	1769	52.2
--			
<b>2018-19</b>	<b>615</b>	<b>1302</b>	<b>47.2</b>

3-POINT FIELD GOALS MADE

YEAR	3FGs
1. 2017-18	391
2. 2016-17	318
3. 2015-16	304
4. 2010-11	271
5. 2007-08	271
--	
<b>2018-19</b>	<b>159</b>

3-POINT FIELD GOAL ATTEMPTS

YEAR	3FGAs
1. 2017-18	974
2. 2016-17	787
3. 2015-16	728
4. 2010-11	710
5. 2007-08	683
--	
<b>2018-19</b>	<b>439</b>

3-PT FIELD GOAL PCT.

YEAR	3FGs	3FGAs	3FG%
1. 1989-90	230	531	43.3
2. 2015-16	304	728	41.8
3. 2001-02	224	536	41.8
4. 1988-89	143	344	41.6
5. 1992-93	215	527	40.8
--			
<b>2018-19</b>	<b>159</b>	<b>439</b>	<b>36.2</b>

ASSISTS PER GAME

YEAR	AST	GMS	AVG
1. 1989-90	763	35	21.8
2. 1985-86	814	39	20.9
3. 2001-02	767	37	20.7
4. 1988-89	620	31	20.0
5. 2000-01	641	33	19.4
1984-85	660	34	19.4
--			
<b>2018-19</b>	<b>303</b>	<b>22</b>	<b>13.8</b>

STEALS PER GAME

YEAR	STL	GMS	AVG
1. 2002-03	373	38	9.82
2. 2005-06	323	33	9.79
3. 1996-97	351	36	9.75
4. 2001-02	357	37	9.65
5. 1990-91	325	35	9.29
--			
<b>2018-19</b>	<b>159</b>	<b>22</b>	<b>7.23</b>

OPPONENT FIELD GOAL PCT.

(since 1985-86 [shot clock era])

YEAR	OPP. FG%
1. 2012-13	36.1
2. 2005-06	37.0
3. 2006-07	37.6
4. 2000-02	37.8
1994-95	37.8
--	
<b>2018-19</b>	<b>40.2</b>

OPPONENT 3-POINT FG PCT.

YEAR	OPP. 3FG%
1. 2010-11	29.8
2. 2012-13	30.3
3. 1998-99	30.5
4. 1991-92	30.5
5. 1997-98	31.4
--	
<b>2018-19</b>	<b>32.9</b>

SINGLE SEASON RECORDS - INDIVIDUAL

POINTS

1. Danny Manning (1988)	942
2. Clyde Lovellette (1952)	886
3. Danny Manning (1987)	860
4. Wilt Chamberlain (1957)	800
5. Paul Pierce (1998)	777
6. Frank Mason III (2017)	753
7. Drew Gooden (2002)	734
8. Nick Collison (2003)	702
9. Thomas Robinson (2012)	692
10. Dave Robisch (1970)	689

POINTS PER GAME

1. Wilt Chamberlain (1958)	30.1
2. Wilt Chamberlain (1957)	29.6
3. Clyde Lovellette (1952)	28.6
4. Dave Robisch (1970)	26.5
5. Bud Stallworth (1972)	25.3
6. Danny Manning (1988)	24.8
7. Danny Manning (1987)	23.9
8. Walter Wesley (1965)	23.5
9. Clyde Lovellette (1951)	22.8
10. Wayne Hightower (1960)	21.8
--	
<b>Dedric Lawson (2019)</b>	<b>19.5</b>

REBOUNDS

1. Wilt Chamberlain (1957)	510
2. Thomas Robinson (2012)	463
3. Drew Gooden (2002)	423
4. Clyde Lovellette (1952)	410
5. Cole Aldrich (2009)	387
6. Bill Bridges (1960)	385
7. Nick Collison (2003)	380
8. Wilt Chamberlain (1958)	367
9. Cole Aldrich (2010)	354
10. Bill Bridges (1961)	353
--	
<b>Dedric Lawson (2019)</b>	<b>239</b>

REBOUNDS PER GAME

1. Wilt Chamberlain (1957)	18.9
2. Wilt Chamberlain (1958)	17.5
3. Bill Bridges (1961)	14.1
4. Bill Bridges (1960)	13.8
5. Bill Bridges (1959)	13.7
6. Clyde Lovellette (1952)	13.2
7. Dave Robisch (1970)	12.1
8. Thomas Robinson (2012)	11.9
9. Wayne Hightower (1961)	11.6
10. Drew Gooden (2002)	11.4
11. Raef LaFrentz (1998)	11.4
--	
<b>Dedric Lawson (2019)</b>	<b>10.9</b>

DOUBLE-DOUBLES

1. Thomas Robinson (2012)	27
2. Drew Gooden (2002)	25
3. Cole Aldrich (2009)	21
4. Raef LaFrentz (1997)	21
5. Raef LaFrentz (1998)	19
6. Dave Robisch (1970)	19
7. Danny Manning (1987)	18
8. Dave Robisch (1971)	17
9. Wayne Simien (2005)	16
10. Nick Collison (2003)	16
--	
<b>Dedric Lawson (2019)</b>	<b>15</b>

ASSISTS

1. Devonte' Graham (2018)	282
2. Cedric Hunter (1986)	278
3. Aaron Miles (2002)	252
4. Ryan Robertson (1998)	248
5. Aaron Miles (2003)	244
6. Aaron Miles (2004)	242
7. Jacque Vaughn (1995)	238
8. Kirk Hinrich (2001)	229
9. Jacque Vaughn (1996)	223
10. Aaron Miles (2005)	216

STEALS

1. Mario Chalmers (2008)	97
2. Mario Chalmers (2007)	97
3. Darnell Valentine (1981)	92
4. Aaron Miles (2003)	91
5. Darnell Valentine (1979)	91
6. Mario Chalmers (2006)	89
7. Alonzo Jamison (1992)	83
8. 3x (last Alonzo Jamison, 1991)	80
--	
<b>Marcus Garrett (2019)</b>	<b>35</b>

FIELD GOALS MADE

1. Danny Manning (1988)	381
2. Clyde Lovellette (1952)	352
3. Danny Manning (1987)	347
4. Paul Pierce (1998)	287
5. Drew Gooden (2002)	285
6. Nick Collison (2003)	281
7. Danny Manning (1986)	279
8. Bud Stallworth (1972)	277
9. Wilt Chamberlain (1957)	275

FIELD GOALS ATTEMPTED

1. Clyde Lovellette (1952)	742
2. Danny Manning (1988)	653
3. Bud Stallworth (1972)	620
4. Wilt Chamberlain (1957)	588
5. Drew Gooden (2002)	566
6. Danny Manning (1987)	562
7. Paul Pierce (1998)	559
8. Clyde Lovellette (1951)	554
9. Dave Robisch (1970)	526
10. Sherron Collins (2009)	521

FIELD GOAL PCT. (MIN 175 ATT.)

1. Udoka Azubuike (2018)	77.0
2. Mark Randall (1989)	64.6
3. Mark Randall (1991)	64.3
4. Richard Scott (1992)	63.9
5. Landen Lucas (2017)	63.1
6. Darnell Jackson (2008)	62.6
7. Sasha Kaun (2008)	61.9
8. Danny Manning (1987)	61.7
9. Freeman West (1989)	61.3
10. Richard Scott (1993)	60.8

FREE THROWS MADE

1. Wilt Chamberlain (1957)	250
2. Wayne Hightower (1960)	193
3. Frank Mason III (2017)	189
4. Dave Robisch (1970)	189
5. Clyde Lovellette (1952)	182
6. Wilt Chamberlain (1958)	177
7. Andrew Wiggins (2014)	176
8. Danny Manning (1988)	171
9. Devonte' Graham (2018)	167
10. Wayne Simien (2004)	167

FREE THROWS ATTEMPTED

1. Wilt Chamberlain (1957)	399
2. Wilt Chamberlain (1958)	292
3. Wayne Hightower (1960)	285
4. Walter Wesley (1966)	262
5. Dave Robisch (1970)	254
6. Clyde Lovellette (1952)	250
7. Thomas Robinson (2012)	239
8. Frank Mason III (2017)	238
9. B. H. Born (1953)	234
10. Danny Manning (1988)	233
11. Dave Robisch (1971)	233

FREE THROW PCT. (MIN. 75 ATT.)

1. Steve Woodberry (1993)	87.9
2. Rex Walters (1993)	87.3
3. Ryan Robertson (1999)	87.1
4. Al Kelley (1954)	86.2
5. Calvin Thompson (1984)	85.9
6. Sherron Collins (2010)	85.5
7. Kirk Hinrich (2001)	84.3
8. Ron Kellogg (1986)	84.3
9. Ron Kellogg (1985)	84.3
--	
<b>Devon Dotson (2019)</b>	<b>77.6</b>

3-POINT FIELD GOALS MADE

1. Svi Mykhailiuk (2018)	115
2. Terry Brown (1991)	111
3. Devonte' Graham (2018)	110
4. Jeff Boschee (2002)	110
5. Billy Thomas (1998)	105
6. Devonte' Graham (2017)	94
7. Kirk Hinrich (2003)	89
8. Terry Brown (1990)	89
9. Malik Newman (2018)	85
10. Rex Walters (1993)	83
--	
<b>Lagerald Vick (2019)</b>	<b>65</b>

3-POINT FIELD GOALS ATTEMPTED

1. Terry Brown (1991)	277
2. Devonte' Graham (2018)	271
3. Billy Thomas (1998)	262
4. Svi Mykhailiuk (2018)	259
5. Devonte' Graham (2017)	242
6. Jeff Boschee (2002)	237
7. Jeff Boschee (1999)	222
8. Kirk Hinrich (2003)	219
9. Terry Brown (1990)	208
10. Malik Newman (2018)	205
11. Sherron Collins (2009)	205
--	
<b>Lagerald Vick (2019)</b>	<b>141</b>

3-PT FIELD GOAL PCT. (MIN. 80 ATT)

1. Kirk Hinrich (2001)	50.5
2. Aaron Miles (2005)	50.0
3. Jeff Gueldiner (1990)	48.6
4. Kirk Hinrich (2002)	47.8
5. Tyrel Reed (2010)	47.3
6. Brandon Rush (2006)	47.2
7. Frank Mason III (2017)	47.1
8. Mario Chalmers (2008)	46.8
9. Jeff Boschee (2002)	46.4
--	
<b>Lagerald Vick (2019)</b>	<b>46.1</b>

MINUTES PLAYED

1. Devonte' Graham (2018)	1,435
2. Danny Manning (1988)	1,336
3. Tyshawn Taylor (2012)	1,303
4. Frank Mason III (2017)	1,301
5. Frank Mason III (2016)	1,272
6. Devonte' Graham (2017)	1,269
7. Danny Manning (1986)	1,256
8. Elijah Johnson (2012)	1,254
9. Travis Releford (2013)	1,252
10. Danny Manning (1987)	1,249

MINUTES PER GAME

1. Tony Guy (1982)	39.4
2. David Magley (1982)	39.0
3. Clinton Johnson (1976)	38.2
4. Wilmore Fowler (1979)	37.9
5. Devonte' Graham (2018)	37.8
6. Darnell Valentine (1981)	37.1
7. John Douglas (1977)	36.4
8. Carl Henry (1983)	36.2
9. Tony Guy (1981)	36.2
10. Frank Mason III (2017)	36.1

# KANSAS FRESHMEN RECORDS - SINGLE SEASON

## POINTS

1. Andrew Wiggins (2014).....	597
2. Ben McLemore (2013).....	589
3. Josh Jackson (2017).....	572
4. Danny Manning (1985).....	496
5. Xavier Henry (2010).....	483
6. Brandon Rush (2006).....	444
7. Kerry Boagni (1983).....	408
8. Paul Pierce (1996).....	404
9. Darnell Valentine (1978).....	392
10. Mario Chalmers (2006).....	379
11. J.R. Giddens (2004).....	374
12. Darrell Arthur (2007).....	361
13. Jeff Boschee (1999).....	361
14. Nick Collison (2000).....	357
15. Sherron Collins (2007).....	354
--	
<b>Devon Dotson (2019).....</b>	<b>245</b>

## POINTS PER GAME

1. Andrew Wiggins (2014).....	17.1
2. Josh Jackson (2017).....	16.3
3. Ben McLemore (2013).....	15.9
4. Danny Manning (1985).....	14.6
5. Kerry Boagni (1983).....	14.1
6. Brandon Rush (2006).....	13.5
7. Darnell Valentine (1978).....	13.5
8. Xavier Henry (2010).....	13.4
9. Paul Pierce (1996).....	11.9
10. Ricky Ross (1980).....	11.7
--	
<b>Devon Dotson (2019).....</b>	<b>11.1</b>

## REBOUNDS

1. Josh Jackson (2017).....	258
2. Danny Manning (1985).....	258
3. Drew Gooden (2000).....	248
4. Nick Collison (2000).....	234
5. Raef LaFrentz (1995).....	231
6. Joel Embiid (2014).....	227
7. Norm Cook (1974).....	196
8. Brandon Rush (2006).....	195
9. Ben McLemore (2013).....	192
10. Eric Chenowith (1998).....	191

## REBOUNDS PER GAME

1. Joel Embiid (2014).....	8.1
2. Danny Manning (1985).....	7.6
3. Drew Gooden (2000).....	7.5
4. Raef LaFrentz (1995).....	7.5
5. Josh Jackson (2017).....	7.4
6. Nick Collison (2000).....	6.9
7. Norm Cook (1974).....	6.5
8. Paul Mokeski (1976).....	6.4
9. Brandon Rush (2006).....	5.9
10. Cliff Alexander (2015).....	5.3
Wayne Simien (2002).....	5.3
Paul Pierce (1996).....	5.3

## ASSISTS

1. Aaron Miles (2002).....	252
2. Jacque Vaughn (1994).....	181
3. Mark Turgeon (1984).....	138
4. Darnell Valentine (1978).....	130
5. Mario Chalmers (2006).....	127
6. Kirk Hinrich (2000).....	123
7. Jeff Boschee (1999).....	121
8. Sherron Collins (2007).....	112
9. Adonis Jordan (1990).....	109
10. Danny Manning (1985).....	108
--	
<b>Devon Dotson (2019).....</b>	<b>75</b>

## BLOCKS

1. Joel Embiid (2014).....	72
2. Eric Chenowith (1998).....	62
3. Darrell Arthur (2007).....	54
4. David Padgett (2004).....	43
5. Julian Wright (2006).....	42
6. Josh Jackson (2017).....	37
7. Cliff Alexander (2015).....	37
8. Cole Aldrich (2008).....	34
9. Greg Ostertag (1992).....	34
10. Danny Manning (1985).....	34
11. Nick Collison (2000).....	32

## STEALS

1. Mario Chalmers (2006).....	89
2. Darnell Valentine (1978).....	80
3. Aaron Miles (2002).....	60
4. Josh Jackson (2017).....	59
5. Danny Manning (1985).....	58
6. Xavier Henry (2010).....	54
7. Paul Pierce (1996).....	44
8. Kelly Oubre Jr. (2015).....	41
9. Andrew Wiggins (2014).....	41
10. Jeff Boschee (1999).....	40
--	
<b>Devon Dotson (2019).....</b>	<b>32</b>

## FIELD GOALS MADE

1. Josh Jackson (2017).....	220
2. Danny Manning (1985).....	209
3. Ben McLemore (2013).....	198
4. Andrew Wiggins (2014).....	189
5. Kerry Boagni (1983).....	171
6. Brandon Rush (2006).....	170
7. Xavier Henry (2010).....	162
8. Darrell Arthur (2007).....	149
9. Nick Collison (2000).....	145
10. Norm Cook (1974).....	144

## FIELD GOALS ATTEMPTED

1. Josh Jackson (2017).....	429
2. Andrew Wiggins (2014).....	422
3. Ben McLemore (2013).....	400
4. Danny Manning (1985).....	369
5. Brandon Rush (2006).....	359
6. Xavier Henry (2010).....	354
7. Kerry Boagni (1983).....	354
8. Paul Pierce (1996).....	341
9. Jeff Boschee (1999).....	322
10. Ricky Ross (1980).....	320

## FIELD GOAL PCT.

1. Joel Embiid (2014).....	62.6
2. Jeff Guedner (1987).....	59.5
3. Cheick Diallo (2016).....	56.9
4. Travis Releford (2009).....	56.9
5. Cliff Alexander (2015).....	56.6
6. Danny Manning (1985).....	56.6
7. Julian Wright (2006).....	56.4
8. Richard Scott (1991).....	56.3
9. Carlton Bragg Jr. (2016).....	56.1
10. Lagerald Vick (2016).....	56.0

## FREE THROWS MADE

1. Andrew Wiggins (2014).....	176
2. Ben McLemore (2013).....	120
3. Josh Jackson (2017).....	98
4. Joel Embiid (2014).....	98
5. Xavier Henry (2010).....	90
6. Mario Chalmers (2006).....	89
7. Paul Pierce (1996).....	83
8. Kelly Oubre Jr. (2015).....	79
9. Keith Langford (2002).....	79
10. Danny Manning (1985).....	78
--	
<b>Devon Dotson (2019).....</b>	<b>66</b>

## FREE THROWS ATTEMPTED

1. Andrew Wiggins (2014).....	227
2. Josh Jackson (2017).....	173
3. Joel Embiid (2014).....	143
4. Darnell Valentine (1978).....	143
5. Ben McLemore (2013).....	138
6. Paul Pierce (1996).....	137
7. Xavier Henry (2010).....	115
8. Mario Chalmers (2006).....	113
9. Keith Langford (2002).....	113
10. Kelly Oubre Jr. (2015).....	110
--	
<b>Devon Dotson (2019).....</b>	<b>85</b>

## FREE THROW PCT. (MIN. 75 ATT.)

1. Ben McLemore (2013).....	87.0
2. Greg Gurley (1992).....	80.0
3. Aaron Miles (2002).....	79.3
4. Calvin Thompson (1983).....	78.9
5. Mario Chalmers (2006).....	78.8
6. Steve Woodberry (1991).....	78.4
7. Xavier Henry (2010).....	78.3
8. <b>Devon Dotson (2019).....</b>	<b>77.6</b>
9. Andrew Wiggins (2014).....	77.5
10. Ryan Robertson (1996).....	77.0
11. Sherron Collins (2007).....	76.6

## 3-POINT FIELD GOALS MADE

1. Jeff Boschee (1999).....	79
2. J.R. Giddens (2004).....	74
3. Ben McLemore (2013).....	73
4. Xavier Henry (2010).....	69
5. Brandon Rush (2006).....	50
6. Billy Thomas (1995).....	49
7. Mario Chalmers (2006).....	48
8. Sherron Collins (2007).....	47
9. Andrew Wiggins (2014).....	43
10. Wayne Selden Jr. (2014).....	42
--	
<b>Quentin Grimes (2019).....</b>	<b>28</b>

## 3-POINT FIELD GOALS ATTEMPTED

1. Jeff Boschee (1999).....	222
2. J.R. Giddens (2004).....	182
3. Ben McLemore (2013).....	174
4. Xavier Henry (2010).....	165
5. Wayne Selden Jr. (2014).....	128
6. Mario Chalmers (2006).....	128
7. Andrew Wiggins (2014).....	126
8. Billy Thomas (1995).....	126
9. Sherron Collins (2007).....	116
10. Paul Pierce (1996).....	115

## 3-PT FIELD GOAL PCT. (MIN. 80 ATT)

1. Jeff Guedner (1987).....	57.1
2. Brandon Rush (2006).....	47.2
3. Steve Woodberry (1991).....	45.5
4. Ryan Robertson (1996).....	45.2
5. Ben McLemore (2013).....	42.0
6. Xavier Henry (2010).....	41.8
7. Patrick Richey (1991).....	41.5
8. Kevin Pritchard (1987).....	40.9
9. J.R. Giddens (2004).....	40.7
10. Sherron Collins (2007).....	40.5

## MINUTES PLAYED

1. Ben McLemore (2013).....	1,191
2. Andrew Wiggins (2014).....	1,148
3. Danny Manning (1985).....	1,120
4. Josh Jackson (2017).....	1,077
5. Brandon Rush (2006).....	1,047
6. Wayne Selden Jr. (2014).....	1,022
7. Aaron Miles (2002).....	1,017
8. Xavier Henry (2010).....	990
9. Jeff Boschee (1999).....	969
10. Kevin Pritchard (1987).....	962

## GAMES PLAYED

1. Marcus Garrett (2018).....	39
2. Eric Chenowith (1998).....	39
3. Kenny Gregory (1998).....	39
4. Sherron Collins (2007).....	38
5. Ben McLemore (2013).....	37
6. Perry Ellis (2013).....	37
7. Keith Langford (2002).....	37
8. Aaron Miles (2002).....	37

## GAMES STARTED

1. Ben McLemore (2013).....	37
2. Wayne Selden Jr. (2014).....	35
3. Andrew Wiggins (2014).....	35
4. Xavier Henry (2010).....	36
5. Aaron Miles (2002).....	36
6. Josh Jackson (2017).....	35
7. Jacque Vaughn (1994).....	35

## SINGLE GAME FRESHMEN RECORDS SINCE 1988-89

### POINTS SCORED

Pts	Player	Opponent	Date
41	Andrew Wiggins	at West Virginia	3-8-14
36	Ben McLemore	vs. West Virginia	3-2-13
33	Ben McLemore	vs. Iowa State	1-9-13
31	Josh Jackson	at Texas Tech	2-11-17
30	Andrew Wiggins	vs. Oklahoma St.	3-13-14

### REBOUNDS

Rbs	Player	Opponent	Date
20	Eric Chenowith	at Texas A&M	1-14-98
19	Andrew Wiggins	at Iowa State	1-13-14
16	Raef LaFrentz	at Missouri	1-9-95
15	Markieff Morris	vs. UMKC	11-16-08
14	Nick Collison	vs. Colorado	1-24-00

### ASSISTS

Ass	Player	Opponent	Date
15	Aaron Miles	vs. Texas Tech	3-9-02
13	Aaron Miles	at Texas	2-11-02
12	Aaron Miles	vs. Nebraska	1-9-02
11	Five Times		(last by Tyshawn Taylor vs. Jackson St, 12-6-08)

### STEALS

Stl	Player	Opponent	Date
7	Xavier Henry	vs. Baylor	1-25-10
6	Mario Chalmers	at Iowa State	1-28-06
5	Josh Jackson	vs. West Virginia	2-13-17
4	Marcus Garrett	South Dakota State	11-17-17

### BLOCKS

Blk	Player	Opponent	Date
8	Joel Embiid	vs. Oklahoma State	1-18-14
7	Joel Embiid	vs. UTEP	11-30-13
6	Joel Embiid	vs. Texas	2-22-14
5	Josh Jackson	vs. Nebraska	12-10-16
4	Cliff Alexander	at Texas Tech	2-10-15

# THE LAST TIME...

## A TEAM SCORED 100+ POINTS IN A GAME

KU	104 (W, 104-74)	vs. Oklahoma, 2-19-18
Opp.	103 (L, 99-103)	by Indiana, 11-11-16

## A TEAM SCORED 50 OR FEWER POINTS IN A GAME

KU	40 (L, 40-72)	vs. Kentucky, 11-18-14
Opp.	47 (W, 72-47)	by Wofford, 12-4-18

## A TEAM SCORED 90+ POINTS IN ALLEN FIELDHOUSE

KU	90 (W, 90-84 [ot])	vs. Stanford, 12-1-18
Opp.	95 (L, 85-95)	by Arizona State, 12-10-17

## A TEAM SCORED 60 OR FEWER POINTS IN ALLEN FIELDHOUSE

KU	57 (L, 57-61)	vs. San Diego State, 1-5-14
Opp.	53 (W, 89-53)	by South Dakota, 12-18-18

## A TEAM SCORED 90 POINTS IN A LOSS

KU	99 (99-103 OT)	vs. Indiana, 11-11-16
Opp.	106 (L, 106-109 3OT)	by Oklahoma, 1-4-16

## A TEAM SCORED 60 OR FEWER POINTS IN A VICTORY

KU	56 (W, 56-55)	at Baylor, 1-7-15
Opp.	60 (L, 57-60)	by Stanford, 3-23-14

## A TEAM HAD 5+ PLAYERS SCORE IN DOUBLE FIGURES

KU	Newman (20), Graham (18), Mykhaliuk (16), De Sousa (16), Vick (10)	vs. West Virginia, 3-10-18
Opp.	Coleman (16), Roach (13), Febres (12), Osetkowski (11), Ramey (10)	by Texas, 1-14-19

## A TEAM WON A GAME BY 25+ POINTS

KU	+36 (89-53)	vs. South Dakota, 12-18-18
Opp.	+25 (77-52)	by Temple, 12-22-14

## A TEAM WON A GAME BY 50+ POINTS

KU	+51 (123-72)	vs. Chaminade, 11-23-15
Opp.		Never

## A TEAM WON AN OVERTIME GAME (SINGLE-OVERTIME)

KU	90-84	vs. Stanford, 12-1-18
Opp.	92-89	by Iowa State, 2-4-17

## A TEAM WON A DOUBLE-OVERTIME GAME

KU	68-68	at Oklahoma State, 2-20-13
Opp.	80-79	by Texas Tech, 2-14-05

## A TEAM WON A TRIPLE-OVERTIME GAME

KU	109-106	vs. Oklahoma, 1-4-16
Opp.	76-73	by Oklahoma State, 2-4-81

## A TEAM SHOT 60% FG IN A GAME

KU	60.3% (35-58)	vs. Texas, 2-26-18
Opp.	60.4%	by Oklahoma State, 2-27-10

## A TEAM SHOT 30% OR WORSE FG IN A GAME

KU	19.6%	vs. Kentucky, 11-18-14
Opp.	30.0%	by Eastern Michigan, 12-29-18

## A TEAM MADE 12+ 3-POINT FG IN A GAME

KU	13	vs. Texas Tech, 2-2-19
Opp.	12	by Iowa State, 1-21-19

## A TEAM DID NOT MAKE A 3-POINT FG IN A GAME

KU	0-8	vs. TCU, 3-12-15
Opp.	0-9	by Stanford, 3-23-14

## A TEAM SHOT 60% 3-POINT FG IN A GAME (min. 10)

KU	63.2 (12-19)	vs. Vermont, 11-12-18
Opp.	69.2% (9-13)	by Colorado, 1-25-11

## A TEAM MADE 30+ FREE THROWS IN A GAME

KU	33	vs. West Virginia, 2-13-17
Opp.	30	by Stanford, 12-3-16

## A TEAM MADE 5 OR FEWER FREE THROWS IN A GAME

KU	4	vs. West Virginia, 3-10-18
Opp.	3	by New Mexico State, 12-8-18

## A TEAM ATTEMPTED 40+ FREE THROWS IN A GAME

KU	44	vs. West Virginia, 2-13-17
Opp.	47	by West Virginia, 1-12-16

## A TEAM SHOT 90% OR BETTER FREE THROWS IN A GAME

KU	93.8 (15-16)	at Arizona State, 12-22-18
Opp.	91.3 (21-23)	by Texas, 1-29-19

## A TEAM SHOT 40% OR WORSE FREE THROWS IN A GAME

KU	30.0% (3-10)	vs. Texas, 2-26-18
Opp.	30.0% (3-10)	by New Mexico State, 12-8-18

## A TEAM HAD 25+ OFFENSIVE REBOUNDS IN A GAME

KU	28	vs. Fort Hays State, 12-10-03
Opp.	26	by Baylor, 1-12-19

## A TEAM HAD 5 OR FEWER OFFENSIVE REBOUNDS IN A GAME

KU	4	at Baylor, 1-12-19
Opp.	5	by West Virginia, 1-19-19

## A TEAM HAD 30+ DEFENSIVE REBOUNDS IN A GAME

KU	32	vs. Texas Tech, 2-2-19
Opp.	32	by Kentucky, 1-26-19

## A TEAM HAD 40+ DEFENSIVE REBOUNDS IN A GAME

KU	43	vs. Oklahoma, 1-4-16
Opp.	41	by Oklahoma, 1-4-16

## A TEAM HAD 50+ TOTAL REBOUNDS IN A GAME

KU	51	vs. Texas Southern, 11-21-17
Opp.	50	by Indiana, 11-11-16

## A TEAM HAD 60+ TOTAL REBOUNDS IN A GAME

KU	60	vs. Oklahoma, 1-4-16
Opp.		Never

## A TEAM HAD 25 OR FEWER TOTAL REBOUNDS IN A GAME

KU	25	vs. Kansas State, 1-13-18
Opp.	25	by Oklahoma, 2-19-18

## A TEAM OUT-REBOUNDED ITS OPPONENT BY 15+

KU	+15 (41-26)	at Iowa State, 1-5-19
Opp.	+19 (49-30)	by Baylor, 1-12-19

## A TEAM OUT-REBOUNDED ITS OPPONENT BY 20+

KU	+23 (49-26)	vs. Omaha, 12-18-17
Opp.		Never

## A TEAM OUT-REBOUNDED ITS OPPONENT BY 30+

KU	+30 (61-31)	vs. Alcorn State, 12-2-09
Opp.		Never

## 3+ PLAYERS WITH 10+ REBOUNDS IN A GAME

KU	Markieff Morris (13), Marcus Morris (11) & Thomas Robinson (10)	vs. Valparaiso, 11-15-10
Opp.	P.J. Washington (13), Reid Travis (12), Keldon Johnson (10)	of Kentucky, 1-26-19

## 2 PLAYERS WITH A DOUBLE-DOUBLE IN SAME GAME

KU	Dedric Lawson (25 pts, 10 reb) & Ochai Agbaji (10 pts, 10 reb)	vs. Texas Tech, 2-2-19
Opp.	Brady Manek (16 pts, 11 rebs) & Christian James (11 pts, 12 rebs)	of Oklahoma, 1-2-19

## 3 PLAYERS WITH A DOUBLE-DOUBLE IN SAME GAME

KU	D. Graham (17p, 11a), L. Vick (19p, 11r) & M. Garrett (13p, 11r)	vs. Texas Southern, 11-21-17
Opp.	P. Washington (20p, 13r), R. Travis (18p, 12r) & K. Johnson (15p, 10r)	of Kentucky, 1-26-19

## A PLAYER WITH A TRIPLE-DOUBLE IN A GAME

KU	Jeff Withey (16 pts, 12 reb, 12 blk)	vs. San Jose State, 11-26-12
Opp.	Denzel Valentine (29 pts, 12 reb, 12 ast)	of Michigan State, 11-17-15

## A TEAM HAD 25+ ASSISTS IN A GAME

KU	25	vs. Eastern Michigan, 12-29-18
Opp.	26	by Oklahoma, 1-10-94

## A TEAM HAD 7 OR FEWER ASSISTS IN A GAME

KU	6	at West Virginia, 1-19-19
Opp.	7	by Eastern Michigan, 12-29-18



# THE LAST TIME...

<b>A TEAM HAD 15+ STEALS IN A GAME</b>			
KU	15	vs. Towson, 11-11-11	
Opp.	22	by West Virginia, 1-16-16	
<b>A TEAM DID NOT HAVE A STEAL IN A GAME</b>			
KU		vs. Syracuse, 3-18-01	
Opp.		Oakland, 11-25-09	
<b>A TEAM HAD 10+ BLOCKED SHOTS IN A GAME</b>			
KU	11	at Baylor, 1-12-19	
Opp.	10	by Kentucky, 11-14-17	
<b>A TEAM DID NOT BLOCK A SHOT IN A GAME</b>			
KU		vs. Stanford, 12-1-18	
Opp.		by Louisiana, 11-16-18	
<b>A TEAM COMMITTED 30+ FOULS IN A GAME</b>			
KU	32	vs. Indiana, 11-11-16	
Opp.	31	by West Virginia, 2-13-17	
<b>A TEAM COMMITTED 10 OR FEWER FOULS IN A GAME</b>			
KU	10	at Iowa State, 1-5-19	
Opp.	10	by Omaha, 12-18-17	
<b>A TEAM HAD TWO PLAYERS DISQUALIFIED (FOUL OUT)</b>			
KU	Sviatoslav Mykhailiuk / Carlton Bragg Jr. / Lagerald Vick	vs. West Virginia, 2-13-17	
Opp.	Talen Horton-Tucker / Tyrese Haliburton	of Iowa State, 1-21-19	
<b>A TEAM HAD THREE PLAYERS DISQUALIFIED (FOUL OUT)</b>			
KU	Sviatoslav Mykhailiuk / Carlton Bragg Jr. / Lagerald Vick	vs. West Virginia, 2-13-17	
Opp.	Poythress / Willis / Lee / Labissiere	of Kentucky, 1-30-16	
<b>A TEAM HAD FOUR PLAYERS DISQUALIFIED (FOUL OUT)</b>			
KU	Frank Mason III / Devonte' Graham / Carlton Bragg Jr. / Landen Lucas	vs. Indiana, 11-11-16	
Opp.		Never	
<b>A TEAM SCORED 50+ POINTS IN A HALF</b>			
KU	52, 2nd half	vs. South Dakota, 12-18-18	
Opp.	51, 2nd half	by Michigan State, 11-6-18	
<b>A TEAM SCORED 60+ POINTS IN A HALF</b>			
KU	66, 1st half	vs. Texas Southern, 11-21-17	
Opp.	60, 2nd half	by Texas Tech, 2-13-99	
<b>A TEAM HAD 20 OR FEWER POINTS IN A HALF</b>			
KU	20, 1st half	at Baylor, 2-10-18	
Opp.	20, 1st half	by UNLV, 12-22-16	
<b>A TEAM SHOT 70% OR BETTER FG IN A HALF</b>			
KU	72.0 (18-25), 2nd half	vs. West Virginia, 3-10-18	
Opp.	75.0, 1st half	by Baylor, 1-25-93	
<b>A TEAM SHOT 20% OR WORSE FG IN A HALF</b>			
KU	13.6%, 1st half	at TCU, 2-6-13	
Opp.	19.4%, 2nd half	by Wofford, 12-4-18	
<b>A TEAM MADE 7+ 3-POINTERS IN A HALF</b>			
KU	9, 1st half	vs. Texas Tech, 2-2-19	
Opp.	8, 1st half	by Texas, 1-14-19	
<b>A TEAM MADE DID NOT MAKE A 3-POINTER IN A HALF</b>			
KU	0-6, 1st half	at West Virginia, 1-19-19	
Opp.	0-8, 1st half	by Kentucky, 1-26-19	
<b>A TEAM DID NOT MAKE A FREE THROW IN A HALF</b>			
KU	1st half (0-1)	vs. New Mexico State, 12-8-18	
Opp.	1st half (0-0)	by Texas, 1-14-19	
<b>A TEAM DID NOT ATTEMPT A FREE THROW IN A HALF</b>			
KU	1st half	vs. Kansas State, 3-9-18	
Opp.	1st half	by Texas, 1-14-19	
<b>A TEAM HAD 30+ REBOUNDS IN A HALF</b>			
KU	32, 2nd half	vs. UMKC, 12-6-16	
Opp.	31, 2nd half	by Baylor, 1-12-19	

<b>A TEAM HAD 15+ ASSISTS IN A HALF</b>			
KU	16, 2nd half	vs. South Dakota, 12-18-18	
Opp.	15, 1st half	by North Carolina, 3-25-12	
<b>A TEAM DID NOT HAVE A TURNOVER IN A HALF</b>			
KU	1st half	vs. Texas, 1-14-19	
Opp.	2nd half	vs. Kansas State, 1-13-18	
<b>A TEAM HAD 10+ STEALS IN A HALF</b>			
KU	10, 1st half	vs. Texas, 1-21-17	
Opp.	11, 2nd half	by Long Beach State, 12-6-11	
<b>A TEAM HAD 7+ BLOCKED SHOTS IN A HALF</b>			
KU	7, 1st half	at Baylor, 1-12-19	
Opp.	7, 1st half and 2nd half	by Texas, 2-28-15	
<b>A PLAYER SCORED 30+ POINTS IN A GAME</b>			
KU	31 by Dedric Lawson	vs. TCU, 1-9-19	
Opp.	31 by Gabe Devoe	of Clemson, 3-23-18	
<b>A PLAYER SCORED 40+ POINTS IN A GAME</b>			
KU	41 by Andrew Wiggins	at West Virginia, 3-8-14	
Opp.	46 by Buddy Hield	of Oklahoma, 1-4-16	
<b>A PLAYER SHOT 80% OR BETTER FG IN A GAME (MIN. 10 ATT.)</b>			
KU	80.0 (8-10) by Ochai Agbaji	at Texas, 1-29-19	
Opp.	90.9 (10-11) by Eric Paschall	of Villanova, 3-31-18	
<b>A PLAYER MADE 7+ 3-POINTERS IN A GAME</b>			
KU	7 by Lagerald Vick	vs. Louisiana, 11-16-18	
Opp.	7 by Deonte Burton	of Iowa State, 2-4-17	
<b>A PLAYER SHOT 100% 3-POINT FG (MIN. 5 ATT.)</b>			
KU	8-8 by Lagerald Vick	vs. Vermont, 11-12-18	
Opp.	5-5 by Marial Shayok	of Iowa State, 1-5-19	
<b>A PLAYER MADE 12+ FREE THROWS IN A GAME</b>			
KU	13 (13-13) by Devonte' Graham	vs. Texas Tech, 1-2-18	
Opp.	19 (19-22) by Reid Travis	of Stanford, 12-3-16	
<b>A PLAYER SHOT 100% FREE THROWS IN A GAME (MIN. 10 ATT.)</b>			
KU	13-13 by Devonte' Graham	vs. Texas Tech, 1-2-18	
Opp.	12-12 by Taurean Prince	of Baylor, 1-2-16	
<b>A PLAYER HAD 8+ OFFENSIVE REBOUNDS IN A GAME</b>			
KU	9 by Jeff Withey	vs. Baylor, 1-16-12	
Opp.	8 by Mark Vital	of Baylor, 1-12-19	
<b>A PLAYER HAD 12+ DEFENSIVE REBOUNDS IN A GAME</b>			
KU	12 by Dedric Lawson	at Arizona State, 12-22-18	
Opp.	12 by Christian James	of Oklahoma, 1-2-19	
<b>A PLAYER HAD 15+ TOTAL REBOUNDS IN A GAME</b>			
KU	15 by Dedric Lawson	vs. Kentucky, 1-26-19	
Opp.	23 by Angel Delgado	of Seton Hall, 3-17-18	
<b>A PLAYER HAD 10+ ASSISTS IN A GAME</b>			
KU	10 by Quentin Grimes	vs. Vermont, 11-12-18	
Opp.	11 by Cassius Winston	of Michigan State, 11-6-18	
<b>A PLAYER HAD 7+ TURNOVERS IN A GAME</b>			
KU	7 by Devon Dotson	at West Virginia, 1-19-19	
Opp.	7 by Mark Vital	of Baylor, 2-10-18	
<b>A PLAYER HAD 7+ BLOCKED SHOTS IN A GAME</b>			
KU	8 by Joel Embiid	vs. Oklahoma State, 1-18-14	
Opp.	8 by Mohamed Bamba	of Texas, 12-29-17	
<b>A PLAYER HAD 7+ STEALS IN A GAME</b>			
KU	7 by Xavier Henry	vs. Baylor, 1-20-10	
Opp.	7 by Terry Black	of Baylor, 2-26-00	
<b>A PLAYER PLAYED ALL 40 MINUTES IN REGULATION</b>			
KU	Lagerald Vick	vs. Louisiana, 11-16-18	
Opp.	Grayson Allen	of Duke, 3-25-18	

# 2018-19 OVERALL STATS

RECORD:	OVERALL	HOME	AWAY	NEUTRAL
ALL GAMES	17-5	13-0	1-5	3-0
CONFERENCE	6-3	5-0	1-3	0-0
NON-CONFERENCE	11-2	8-0	0-2	3-0

#	Player	gp-gs	min	avg	Total			3-Point		F-Throw		Rebounds				pf	dq	a	to	blk	stl	pts	avg
					fg-fga	fg%	3fg-fga	3fg%	ft-fga	ft%	off	def	tot	avg									
01	Lawson, Dedric	22-22	712	32.4	157-306	.513	14-42	.333	100-131	.763	68	171	239	10.9	63	2	39	48	26	26	428	19.5	
24	Vick, Lagerald	22-19	740	33.6	116-243	.477	65-141	.461	21-28	.750	11	77	88	4.0	30	0	41	56	5	26	318	14.5	
35	Azubuike, Udoka	9-9	184	20.4	55-78	.705	0-0	.000	11-32	.344	20	41	61	6.8	26	1	5	18	14	4	121	13.4	
11	Dotson, Devon	22-22	701	31.9	80-164	.488	19-45	.422	66-85	.776	10	64	74	3.4	58	2	75	49	4	32	245	11.1	
30	Agbaji, Ochai	8-2	180	22.5	25-46	.543	8-22	.364	12-18	.667	11	27	38	4.8	17	1	6	10	3	7	70	8.8	
05	Grimes, Quentin	22-22	567	25.8	64-160	.400	28-84	.333	22-37	.595	10	41	51	2.3	48	0	40	38	3	9	178	8.1	
00	Garrett, Marcus	20-13	576	28.8	51-127	.402	7-31	.226	35-58	.603	18	54	72	3.6	36	0	47	23	8	35	144	7.2	
02	Moore, Charlie	21-1	293	14.0	21-78	.269	12-47	.255	10-14	.714	6	15	21	1.0	24	0	26	14	1	13	64	3.0	
13	Lawson, K.J.	21-0	177	8.4	17-40	.425	6-20	.300	12-17	.706	13	25	38	1.8	32	0	13	10	0	5	52	2.5	
33	McCormack, David	21-0	141	6.7	17-33	.515	0-0	.000	5-11	.455	14	30	44	2.1	15	0	4	7	6	2	39	1.9	
44	Lightfoot, Mitch	20-0	166	8.3	12-23	.522	0-4	.000	6-12	.500	12	27	39	2.0	26	0	6	7	10	0	30	1.5	
12	Teahan, Chris	4-0	8	2.0	0-2	.000	0-2	.000	0-0	.000	0	1	1	0.3	1	0	1	1	0	0	0	0.0	
20	Luinstra, Garrett	3-0	5	1.7	0-2	.000	0-1	.000	0-0	.000	1	0	1	0.3	1	0	0	0	0	0	0	0.0	
Team											23	36	59		1		4						
Total.....		22	4450		615-1302	.472	159-439	.362	300-443	.677	217	609	826	37.5	378	6	303	285	80	159	1689	76.8	
Opponents.....		22	4450		547-1361	.402	189-574	.329	257-369	.696	252	550	802	36.5	388	-	292	307	77	135	1540	70.0	

TEAM STATISTICS	KU	OPP	Date	Opponent	Score	Att.	
SCORING	1689	1540	! 11/06/18	vs Michigan St.	w 92-87	18907	
Points per game	76.8	70.0	~ 11/12/18	VERMONT	w 84-68	16300	
Scoring margin	+6.8	-		11/16/18	LOUISIANA	w 89-76	16300
FIELD GOALS-ATT	615-1302	547-1361	# 11/21/18	vs Marquette	w 77-68	4981	
Field goal pct	.472	.402	# 11/23/18	vs Tennessee	Wot 87-81	5491	
3 POINT FG-ATT	159-439	189-574	12/01/18	STANFORD	Wot 90-84	16300	
3-point FG pct	.362	.329	12/04/18	WOFFORD	w 72-47	16300	
3-pt FG made per game	7.2	8.6	% 12/08/18	NEW MEXICO STATE	w 63-60	15210	
FREE THROWS-ATT	300-443	257-369	12/15/18	VILLANOVA	w 74-71	16300	
Free throw pct	.677	.696	12/18/18	SOUTH DAKOTA	w 89-53	16300	
F-Throws made per game	13.6	11.7	12/22/18	at Arizona State	L 76-80	14592	
REBOUNDS	826	802	12/29/18	EASTERN MICHIGAN	w 87-63	16300	
Rebounds per game	37.5	36.5	* 01/02/19	OKLAHOMA	w 70-63	16300	
Rebounding margin	+1.1	-	* 01/05/19	at Iowa State	L 60-77	14384	
ASSISTS	303	292	* 01/09/19	TCU	w 77-68	16300	
Assists per game	13.8	13.3	* 01/12/19	at Baylor	w 73-68	9091	
TURNOVERS	285	307	* 01/14/19	TEXAS	w 80-78	16300	
Turnovers per game	13.0	14.0	* 01/19/19	at West Virginia	L 64-65	12657	
Turnover margin	+1.0	-	* 01/21/19	IOWA STATE	w 80-76	16300	
Assist/turnover ratio	1.1	1.0	01/26/19	at Kentucky	L 63-71	24387	
STEALS	159	135	* 01/29/19	at Texas	L 63-73	11934	
Steals per game	7.2	6.1	* 02/02/19	TEXAS TECH	w 79-63	16300	
BLOCKS	80	77					
Blocks per game	3.6	3.5					
ATTENDANCE	210810	116424					
Home games-Avg/Game	13-16216	6-14508					
Neutral site-Avg/Game	-	3-9793					

\* Conference game  
 ! Champions Classic (Indianapolis)  
 ~ NIT Season Tip-Off (Lawrence)  
 # NIT Season Tip-Off (Brooklyn)  
 % Jayhawk Shootout (Kansas City)

Score by Periods	1st	2nd	OT	Totals
Kansas	789	867	33	1689
Opponents	700	819	21	1540

## 2018-19 CONFERENCE-ONLY STATS

RECORD:	OVERALL	HOME	AWAY	NEUTRAL
ALL GAMES	6-3	5-0	1-3	0-0
CONFERENCE	6-3	5-0	1-3	0-0
NON-CONFERENCE	0-0	0-0	0-0	0-0

#	Player	gp-gs	min	avg	Total		3-Point		F-Throw		Rebounds				pf	dq	a	to	blk	stl	pts	avg	
					fg-fga	fg%	3fg-fga	3fg%	ft-fta	ft%	off	def	tot	avg									
01	Lawson, Dedric	9-9	296	32.9	65-124	.524	8-19	.421	35-51	.686	27	68	95	10.6	22	1	7	23	15	12	173	19.2	
24	Vick, Lagerald	9-8	287	31.9	43-93	.462	26-57	.456	7-9	.778	3	30	33	3.7	6	0	16	27	3	7	119	13.2	
11	Dotson, Devon	9-9	290	32.2	29-66	.439	8-18	.444	36-47	.766	3	30	33	3.7	26	1	34	23	2	14	102	11.3	
00	Garrett, Marcus	8-7	252	31.5	32-60	.533	3-9	.333	11-22	.500	7	19	26	3.3	18	0	19	10	3	15	78	9.8	
30	Agbaji, Ochai	7-2	159	22.7	23-40	.575	7-18	.389	10-16	.625	9	27	36	5.1	17	1	6	9	3	7	63	9.0	
35	Azubuike, Udoka	1-1	23	23.0	4-5	.800	0-0	.000	0-1	.000	3	6	9	9.0	2	0	0	1	2	0	8	8.0	
05	Grimes, Quentin	9-9	238	26.4	25-65	.385	12-37	.324	6-11	.545	5	19	24	2.7	18	0	12	12	2	6	68	7.6	
13	Lawson, K.J.	8-0	67	8.4	7-17	.412	1-7	.143	4-5	.800	5	5	10	1.3	12	0	1	4	0	1	19	2.4	
33	McCormack, David	9-0	56	6.2	4-8	.500	0-0	.000	0-1	.000	5	7	12	1.3	6	0	2	5	0	1	8	0.9	
02	Moore, Charlie	9-0	71	7.9	2-21	.095	0-9	.000	2-4	.500	3	5	8	0.9	4	0	10	2	0	3	6	0.7	
44	Lightfoot, Mitch	8-0	55	6.9	1-4	.250	0-1	.000	0-2	.000	1	6	7	0.9	10	0	0	2	2	0	2	0.3	
20	Luinstra, Garrett	1-0	2	2.0	0-1	.000	0-1	.000	0-0	.000	0	0	0	0.0	0	0	0	0	0	0	0	0.0	
12	Chris Teahan	2-0	4	2.0	0-2	.000	0-2	.000	0-0	.000	0	1	1	0.5	0	0	0	1	0	0	0	0.0	
Team											10	12	22					4					
Total.....		9	1800		235-506	.464	65-178	.365	111-169	.657	81	235	316	35.1	141	3	107	123	32	66	646	71.8	
Opponents.....		9	1800		227-551	.412	82-233	.352	95-134	.709	104	220	324	36.0	148	-	116	119	26	65	631	70.1	

TEAM STATISTICS	KU	OPP	Date	Opponent	Score	Att.
SCORING	646	631	* 01/02/19	OKLAHOMA	w 70-63	16300
Points per game	71.8	70.1	* 01/05/19	at Iowa State	L 60-77	14384
Scoring margin	+1.7	-	* 01/09/19	TCU	w 77-68	16300
FIELD GOALS-ATT	235-506	227-551	* 01/12/19	at Baylor	w 73-68	9091
Field goal pct	.464	.412	* 01/14/19	TEXAS	w 80-78	16300
3 POINT FG-ATT	65-178	82-233	* 01/19/19	at West Virginia	L 64-65	12657
3-point FG pct	.365	.352	* 01/21/19	IOWA STATE	w 80-76	16300
3-pt FG made per game	7.2	9.1	* 01/29/19	at Texas	L 63-73	11934
FREE THROWS-ATT	111-169	95-134	* 02/02/19	TEXAS TECH	w 79-63	16300
Free throw pct	.657	.709				
F-Throws made per game	12.3	10.6	* Conference game			
REBOUNDS	316	324	! Champions Classic (Indianapolis)			
Rebounds per game	35.1	36.0	~ NIT Season Tip-Off (Lawrence)			
Rebounding margin	-0.9	-	# NIT Season Tip-Off (Brooklyn)			
ASSISTS	107	116	% Jayhawk Shootout (Kansas City)			
Assists per game	11.9	12.9				
TURNOVERS	123	119				
Turnovers per game	13.7	13.2				
Turnover margin	-0.4	-				
Assist/turnover ratio	0.9	1.0				
STEALS	66	65				
Steals per game	7.3	7.2				
BLOCKS	32	26				
Blocks per game	3.6	2.9				
ATTENDANCE	81500	48066				
Home games-Avg/Game	5-16300	4-12016				
Neutral site-Avg/Game	-	0-0				

Score by Periods	1st	2nd	Totals
Kansas	314	332	646
Opponents	274	357	631



## ALL-TIME SERIES

### KANSAS LEADS, 196-93

Lawrence, Kan. (Allen Fieldhouse) . . . . . 89-35 (48-18)  
 Manhattan, Kan. (Bramlage Coliseum) . . . . . 78-47 (26-4)  
 Neutral Sites . . . . . 29-11  
 Big 12 Play . . . . . 39-5  
 Big 12 Championship (Sprint Center) . . . . . 16-7 (4-0)

### HIGHEST SCORES - KANSAS

Lawrence . . . . . 103  
 . . . . . KU 103-68, in 2001-02  
 Manhattan . . . . . 98  
 . . . . . KU 98-71 OT, in 2001-02

### COACHING RECORDS

Bill Self vs. Kansas State  
 Total . . . . . 32-5  
 At Kansas . . . . . 32-5  
 Bruce Weber vs. Kansas  
 Total . . . . . 2-14

### HIGHEST SCORES - K-STATE

Lawrence . . . . . 91  
 . . . . . KSU 91-72, in 1961-62  
 Manhattan . . . . . 96  
 . . . . . KSU 96-69, in 1978-79

### LARGEST MARGINS

Kansas  
 Lawrence . . . . . 38  
 Manhattan . . . . . 29  
 Kansas State  
 Lawrence . . . . . 19  
 Manhattan . . . . . 29

### GAME-BY-GAME (BIG 12 ERA)

01/04/1997 . . . . . Manhattan . . . . . W . . . . 62-59  
 02/22/1997 . . . . . Lawrence . . . . . W . . . . 78-58  
 01/17/1998 . . . . . Lawrence . . . . . W . . . . 69-62  
 02/14/1998 . . . . . Manhattan . . . . . W . . . . 73-58  
 03/06/1998 . . . . . Kansas City, Mo. ^ . . . . W . . . . 68-61  
 02/01/1999 . . . . . Manhattan . . . . . W . . . . 69-46  
 02/17/1999 . . . . . Lawrence . . . . . W . . . . 62-47  
 03/06/1999 . . . . . Kansas City, Mo. ^ . . . . W . . . . 69-58  
 01/12/2000 . . . . . Lawrence . . . . . W . . . . 87-79  
 02/12/2000 . . . . . Manhattan . . . . . W . . . . 94-65  
 03/09/2000 . . . . . Kansas City, Mo. ^ . . . . W . . . . 84-60  
 01/27/2001 . . . . . Lawrence . . . . . W . . . . 92-66  
 02/28/2001 . . . . . Manhattan . . . . . W . . . . 77-65  
 03/09/2001 . . . . . Kansas City, Mo. ^ . . . . W . . . . 94-63  
 02/04/2002 . . . . . Manhattan . . . . . W . . . . 98-71  
 02/27/2002 . . . . . Lawrence . . . . . W . . . . 103-68  
 01/18/2003 . . . . . Lawrence . . . . . W . . . . 81-64  
 02/08/2003 . . . . . Manhattan . . . . . W . . . . 82-64  
 01/14/2004 . . . . . Lawrence . . . . . W . . . . 73-67  
 01/28/2004 . . . . . Manhattan . . . . . W . . . . 78-70  
 02/09/2005 . . . . . Manhattan . . . . . W . . . . 74-65  
 03/02/2005 . . . . . Lawrence . . . . . W . . . . 72-65  
 03/11/2005 . . . . . Kansas City, Mo. ^ . . . . W . . . . 80-67  
 01/14/2006 . . . . . Lawrence . . . . . L . . . . 55-59  
 03/04/2006 . . . . . Manhattan . . . . . W . . . . 66-52  
 02/07/2007 . . . . . Lawrence . . . . . W . . . . 97-70  
 02/19/2007 . . . . . Manhattan . . . . . W . . . . 71-62  
 03/10/2007 . . . . . Oklahoma City, Okla. ^ . . . . W . . . . 67-61  
 01/30/2008 . . . . . Manhattan . . . . . L . . . . 75-84  
 03/01/2008 . . . . . Lawrence . . . . . W . . . . 88-74  
 01/13/2009 . . . . . Lawrence . . . . . W . . . . 87-71  
 02/14/2009 . . . . . Manhattan . . . . . W . . . . 85-74  
 01/30/2010 . . . . . Manhattan (ot) . . . . . W . . . . 81-79  
 03/03/2010 . . . . . Lawrence . . . . . W . . . . 82-65  
 03/13/2010 . . . . . Kansas City, Mo. ^ . . . . W . . . . 82-65  
 01/29/2011 . . . . . Lawrence . . . . . W . . . . 87-71  
 02/14/2011 . . . . . Manhattan . . . . . L . . . . 68-84  
 01/04/2012 . . . . . Lawrence . . . . . W . . . . 67-49  
 02/13/2012 . . . . . Manhattan . . . . . W . . . . 59-53  
 01/22/2013 . . . . . Manhattan . . . . . W . . . . 59-55  
 02/11/2013 . . . . . Lawrence . . . . . W . . . . 83-62  
 03/16/2013 . . . . . Kansas City, Mo. ^ . . . . W . . . . 70-54  
 01/11/2014 . . . . . Lawrence . . . . . W . . . . 86-60  
 02/10/2014 . . . . . Manhattan (ot) . . . . . L . . . . 82-85  
 01/31/2015 . . . . . Lawrence . . . . . W . . . . 68-57  
 02/23/2015 . . . . . Manhattan . . . . . L . . . . 63-70  
 02/03/2016 . . . . . Lawrence . . . . . W . . . . 77-59  
 02/20/2016 . . . . . Manhattan . . . . . W . . . . 72-63  
 03/10/2016 . . . . . Kansas City, Mo. ^ . . . . W . . . . 85-63  
 01/03/2017 . . . . . Lawrence . . . . . W . . . . 90-88  
 02/06/2017 . . . . . Manhattan . . . . . W . . . . 74-71  
 01/13/2018 . . . . . Lawrence . . . . . W . . . . 73-72  
 03/09/2018 . . . . . Kansas City, Mo. ^ . . . . W . . . . 83-67

\*Big 12 Championship

# THE JAYHAWKS vs. KANSAS STATE (\*STARTER)

## #0 MARCUS GARRETT

OPPONENT (Date)	MP	FG-A	PCT	3PT-A	PCT	FT-A	PCT	O-D-T	PF	A	TO	BLK	ST	TP
KANSAS STATE (1.13.18) - W	22	1-2	.500	0-1	.000	0-0	---	0-2-2	1	1	0	0	0	2
at Kansas State (1.29.18) - W	4	0-0	---	0-0	---	0-0	---	0-0-0	3	0	1	0	0	0
vs Kansas State (3.9.18) - W	22	3-7	.429	1-3	.333	1-2	.500	1-4-5	2	1	1	1	1	8
<b>TOTAL (3 games)</b>	<b>48</b>	<b>4-9</b>	<b>.444</b>	<b>1-4</b>	<b>.250</b>	<b>1-2</b>	<b>.500</b>	<b>1-6-7</b>	<b>6</b>	<b>2</b>	<b>2</b>	<b>1</b>	<b>1</b>	<b>10</b>
<b>Averages</b>	<b>16</b>							<b>2.3</b>	<b>2</b>	<b>0.7</b>	<b>0.7</b>	<b>0.3</b>	<b>0.3</b>	<b>3.3</b>

## #24 LAGERALD VICK

OPPONENT (Date)	MP	FG-A	PCT	3PT-A	PCT	FT-A	PCT	O-D-T	PF	A	TO	BLK	ST	TP
vs Kansas State (3.10.16) - W	3	0-2	.000	0-1	.000	0-0	---	0-1-1	0	0	0	0	0	0
KANSAS STATE (1.3.17) - W	24	1-4	.250	1-3	.333	0-0	---	0-3-3	2	2	1	0	0	3
at Kansas State (2.6.17) - W	25	2-7	.286	0-2	.000	0-0	---	2-3-5	2	1	0	0	0	4
*KANSAS STATE (1.13.18) - W	29	3-6	.500	2-3	.667	2-2	1.000	0-6-6	3	1	0	0	1	10
*at Kansas State (1.29.18) - W	31	4-7	.571	1-2	.500	2-4	.500	0-4-4	3	0	2	0	0	11
*vs Kansas State (3.9.18) - W	28	4-8	.500	0-3	.000	2-2	1.000	1-3-4	1	2	3	0	2	10
<b>TOTAL (6 games)</b>	<b>140</b>	<b>14-34</b>	<b>.412</b>	<b>4-14</b>	<b>.285</b>	<b>6-8</b>	<b>.750</b>	<b>3-20-23</b>	<b>11</b>	<b>6</b>	<b>6</b>	<b>0</b>	<b>3</b>	<b>38</b>
<b>Averages</b>	<b>23.3</b>							<b>3.8</b>	<b>1.8</b>	<b>1</b>	<b>1</b>		<b>0.5</b>	<b>6.3</b>

## #44 MITCH LIGHTFOOT

OPPONENT (Date)	MP	FG-A	PCT	3PT-A	PCT	FT-A	PCT	O-D-T	PF	A	TO	BLK	ST	TP
KANSAS STATE (1.3.17) - W	3	0-0	---	0-0	---	1-2	.500	0-0-0	1	0	0	0	0	1
KANSAS STATE (1.13.18) - W	4	1-2	.500	0-1	.000	0-0	---	0-0-0	2	0	0	1	0	2
at Kansas State (1.29.18) - W	20	0-0	---	0-0	---	0-0	---	3-2-5	2	0	1	3	0	0
*vs Kansas State (3.9.18) - W	21	4-4	1.000	0-0	---	0-0	---	2-1-3	5	0	0	2	0	8
<b>TOTAL (4 games, 1 start)</b>	<b>48</b>	<b>5-6</b>	<b>.833</b>	<b>0-1</b>	<b>.000</b>	<b>1-2</b>	<b>.500</b>	<b>5-3-8</b>	<b>10</b>	<b>0</b>	<b>1</b>	<b>6</b>	<b>0</b>	<b>11</b>
<b>Averages</b>	<b>12</b>							<b>2</b>	<b>2.5</b>		<b>0.3</b>	<b>1.5</b>		<b>2.8</b>



0

**MARCUS GARRETT** SO • Guard • 6-5 • 195 • Dallas, Texas • Skyline HS

## SEASON STATS

PPG	RPG	APG	FG%	3FG%	FT%
<b>7.2</b>	<b>3.6</b>	<b>2.4</b>	<b>40%</b>	<b>23%</b>	<b>60%</b>
CAREER					
5.2	3.4	1.5	43%	25%	55%

## CAREER HIGHS

Points	20	vs. Texas (1.14.19)
Field Goals	8	2x, last vs. Iowa State (1.21.19)
Rebounds	11	vs. Texas Southern (11.21.17)
Assists	5	3x, last vs. Oklahoma (1.2.19)
Blocks	2	2x, last vs. Marquette (11.21.18)
Steals	6	at West Virginia (1.19.19)
Minutes	39	vs. Iowa State (1.21.19)

## NOTES

Missed the Texas Tech (2/2) game due to a sprained ankle ... Has scored in double figures in three of the last five games played ... Had 16 points, five rebounds and three steals vs. Iowa State (1/21) ... His six steals at West Virginia (1/19) were a career high to go along with 15 points ... Posted a career-high points (20) and tied career high with three 3-pointers vs. Texas (1/14) ... Ranks second in the Big 12 in steals at 1.8 ... Has 14 steals in his last five games played. **2017-18:** Had seven starts with six in Big 12 play ... co-Big 12 Newcomer of the Week (11/7) ... 2017 Texas HS Gatorade Player of the Year.



1

**DEDRIC LAWSON** (DEE-drick) R-Jr • Forward • 6-9 • 235 • Memphis, Tenn. • Hamilton HS • Memphis

## SEASON STATS

PPG	RPG	APG	FG%	3FG%	FT%
<b>19.5</b>	<b>10.9</b>	<b>1.8</b>	<b>51%</b>	<b>33%</b>	<b>76%</b>
CAREER (INCLUDES AT MEMPHIS IN 2015-16 AND 2016-17)					
18.0	9.9	2.6	46%	31%	74%

## CAREER HIGHS (\*AT MEMPHIS)

Points	*35	vs. Iowa (11.26.16)
Field Goals	*15	vs. Iowa (11.26.16)
Rebounds	*16	at Tulane (2.13.16)
Assists	*8	vs. South Carolina (12-30-16)
Blocks	*8	vs. UAB (12.10.16)
Steals	5	at Baylor (1.12.19)
Minutes	41	vs. Tennessee (11.23.18)

## NOTES

NPOY and All-American candidate ... Posted his 15th DD of the season with 25 points and 10 rebounds vs. Texas Tech (2/2) ... Had 29 points and 15 rebounds vs. Iowa State (1/21) ... Had a career-high five steals and season-high five blocked shots at Baylor (1/12) ... Scored a season-high 31 points vs. TCU (1/9) ... Three-time Big 12 Player of the Week (11/12, 11/26, 12/26) ... Four-time Big 12 Newcomer of the Week (12/3, 12/17, 1/14, 1/28) ... Leads the Big 12 in scoring (19.5), rebounding (10.9) and DDs (15) and is fifth in FG% (51.3) ... Only league player averaging a double-double ... Has made eight of his 14 3-pointers in 2018-19 in the last four games.



2

**CHARLIE MOORE** R-SO • Guard • 5-11 • 180 • Chicago, Ill. • Morgan Park HS • California

## SEASON STATS

PPG	RPG	APG	FG%	3FG%	FT%
<b>3.0</b>	<b>1.0</b>	<b>1.2</b>	<b>27%</b>	<b>26%</b>	<b>71%</b>
CAREER (INCLUDES AT CALIFORNIA IN 2016-17)					
8.7	1.6	2.7	37%	33%	75%

## CAREER HIGHS (\*AT CALIFORNIA)

Points	*38	vs. UC Irvine (11.16.16)
Field Goals	*10	vs. UC Irvine (11.16.16)
Rebounds	*6	2x, last vs. Oregon St. (2.24.17)
Assists	*8	2x, last vs. Colorado (2.5.17)
Blocks	1	vs. Wofford (12.4.18)
Steals	*4	vs. UC Davis (12.10.16)
Minutes	*41	vs. Utah (2.2.17)

## NOTES

Posted a season-high six assists vs. Texas Tech (2/2) ... Has played in 21 games with one start vs. New Mexico State (12/8) ... Averages 14.0 minutes per game ... Posted season highs in points (18) and 3-pointers made (6) vs. South Dakota (12/18) ... Had five points and a season-high three steals vs. New Mexico State (12/8) ... A transfer from California following the 2016-17 season ... Started all 34 games while at California during his freshman year in 2016-17 ... Averaged 28.8 minutes, 12.2 points and 3.5 assists while at California.



5

**QUENTIN GRIMES** FR • Guard • 6-5 • 210 • The Woodlands, Texas • College Park HS

## SEASON STATS

PPG	RPG	APG	FG%	3FG%	FT%
<b>8.1</b>	<b>2.3</b>	<b>1.8</b>	<b>40%</b>	<b>33%</b>	<b>60%</b>
CAREER					
8.1	2.3	1.8	40%	33%	60%

## CAREER HIGHS

Points	21	vs. Michigan State (11.6.18)
Field Goals	7	2x, last at Iowa State (1.5.19)
Rebounds	6	2x, last at Baylor (1.12.19)
Assists	10	vs. Vermont (11.12.18)
Blocks	2	at Baylor (1.12.19)
Steals	2	vs. Texas Tech (2.2.19)
Minutes	35	vs. Oklahoma (1.2.19)

## NOTES

Second on the team with 28 3-pointers made ... Has made multiple 3-pointers eight times this season, including two of the last three games ... Scored 13 points, going 3-for-5 from 3FG, at Kentucky (1/26) ... Posted six rebounds with 19 points at Iowa State (1/5) ... Had 16 points vs. Eastern Michigan (12/29) ... Scored a season-high 21 points in the season opener vs. Michigan State (11/6) ... Had first-career DD (10 points, 10 assists) vs. Vermont (11/12) ... Big 12 Newcomer of the Week (11/12) ... A 2018 McDonald's All-American who has valuable USA Basketball experience.



11

**DEVON DOTSON** (deh-VAWN) FR • Guard • 6-2 • 185 • Charlotte, N.C. • Providence Day School

## SEASON STATS

PPG	RPG	APG	FG%	3FG%	FT%
<b>11.1</b>	<b>3.4</b>	<b>3.4</b>	<b>49%</b>	<b>42%</b>	<b>78%</b>
CAREER					
11.1	3.4	3.4	49%	42%	78%

## CAREER HIGHS

Points	20	vs. Texas Tech (2.2.19)
Field Goals	7	vs. Texas Tech (2.2.19)
Rebounds	7	at Iowa State (1.5.19)
Assists	8	vs. Iowa State (1.21.19)
Blocks	1	4x, last at Baylor (1.12.19)
Steals	4	vs. Oklahoma (1.2.19)
Minutes	43	vs. Stanford (12.1.18)

## NOTES

Ranks seventh in the Big 12 in assists (3.4), 11th in FG% (48.8) and tied for seventh in steals (1.5) ... Has led Kansas in assists 11 times and steals eight times ... Has 11 games with multiple steals ... Posted a career-high in points with 20 vs. Texas Tech (2/2) ... Had 11 points, a career-high eight assists and two steals vs. Iowa State (1/21) ... Scored 16 points and a career-high four steals vs. Oklahoma (1/2) ... Big 12 Newcomer of the Week (12/31) ... Scored 17 points vs. Tennessee (11/23) ... Had 16 points with three assists and three steals vs. Michigan State (11/6).



12

**CHRIS TEAHAN** SO • Guard • 6-4 • 195 • Leawood, Kan. • Rockhurst HS

## SEASON STATS

PPG	RPG	APG	FG%	3FG%	FT%
<b>0.0</b>	<b>0.0</b>	<b>0.3</b>	<b>0%</b>	<b>0%</b>	<b>-</b>
CAREER					
0.8	0.5	0.1	31%	20%	100%

## CAREER HIGHS

Points	4	vs. Toledo (11.28.17)
Field Goals	1	4x, last vs. Omaha (12.18.17)
Rebounds	3	vs. South Dakota State (11.17.17)
Assists	1	2x, last vs. E. Michigan (12.29.18)
Blocks	-	-
Steals	-	-
Minutes	4	4x, last vs. Omaha (12.18.17)

## NOTES

Has played in four games this season, including two minutes vs. Texas Tech (2/2) and two minutes at Iowa State (1/5) ... Played two minutes vs. E. Michigan (12/29) ... Played two minutes vs. Wofford (12/4) ... **2017-18:** Appeared in 10 games, two in conference play and three postseason ... Averaged 2.3 minutes per contest ... Had a season-high four points vs. Toledo (11/28) ... An invited walk-on who was a two-sport athlete at Rockhurst HS in Kansas City, Missouri ... Older brother, Conner, played five seasons at KU and on two Final Four teams (2008 and 2012).



13

**K.J. LAWSON** R-SO • Guard • 6-8 • 210 • Memphis, Tenn. • Hamilton HS • Memphis

## SEASON STATS

PPG	RPG	APG	FG%	3FG%	FT%
<b>2.5</b>	<b>1.8</b>	<b>0.6</b>	<b>43%</b>	<b>30%</b>	<b>71%</b>
CAREER (INCLUDES AT MEMPHIS IN 2015-16 AND 2016-17)					
8.5	5.3	1.8	40%	31%	69%

## CAREER HIGHS (\*AT MEMPHIS)

Points	*28	at Houston (1.19.17)
Field Goals	*12	at Houston (1.19.17)
Rebounds	*19	vs. East Carolina (1.28.17)
Assists	*7	vs. McNeese (11.22.16)
Blocks	*2	4x, last vs. Tulsa (2.7.17)
Steals	*3	vs. South Florida (1.14.17)
Minutes	*43	at Houston (1.19.17)

## NOTES

Averages 8.4 minutes per contest ... Pulled down four rebounds at West Virginia (1/19) ... Scored seven points on 2-of-3 shooting vs. TCU (1/9) ... Went 2-for-4 from 3-point range with six points and four rebounds vs. E. Michigan (12/29) ... Had eight points, six rebounds and two steals in a season-high 19 minutes vs. Tennessee (11/23) ... A transfer from Memphis who sat out the 2017-18 season due to NCAA rules ... Played in 42 games while at Memphis with 33 starts, an 11.5 career scoring average and 7.0 career rebound average.



**20 GARRETT LUINSTRA** (loo-IN-struh) FR • Guard • 6-2 • 155 • Lawrence, Kan. • Lawrence Free State HS

**SEASON STATS**

PPG	RPG	APG	FG%	3FG%	FT%
<b>0.0</b>	<b>0.3</b>	<b>0.0</b>	<b>0%</b>	<b>0%</b>	<b>-</b>
CAREER					
<b>0.0</b>	<b>0.3</b>	<b>0.0</b>	<b>0%</b>	<b>0%</b>	<b>-</b>

**CAREER HIGHS**

Points	-
Field Goals	-
Rebounds	1 vs. South Dakota (12.18.18)
Assists	-
Blocks	-
Steals	-
Minutes	2 2x, last vs. Texas Tech (2.2.19)

**NOTES**

Has played in three games this season ... Played two minutes with one rebound vs. South Dakota (12/18) ... Made regular-season debut playing one minute vs. Wofford (12/4) ... A combo guard who set his high school's single-season scoring record with 456 points as a senior ... Averaged 19 points his senior year in guiding Free State High School to the 6A state title game and a 19-6 record ... A first-team all-state selection and the Sunflower League Player of the Year his senior season.



**22 SILVIO DE SOUSA** (deh-SOE-suh) SO • Forward • 6-9 • 245 • Luanda, Angola • IMG Academy (Fla.)

**SEASON STATS (2017-18)**

PPG	RPG	BPG	FG%	3FG%	FT%
<b>4.0</b>	<b>3.7</b>	<b>0.2</b>	<b>68%</b>	<b>-</b>	<b>71%</b>
CAREER					
<b>4.0</b>	<b>3.7</b>	<b>0.2</b>	<b>68%</b>	<b>-</b>	<b>71%</b>

**CAREER HIGHS**

Points	16 vs. West Virginia (3.10.18)
Field Goals	8 vs. West Virginia (3.10.18)
Rebounds	11 vs. Kansas State (3.9.18)
Assists	1 4x, last vs. Duke (3.25.18)
Blocks	1 3x, last vs. Duke (3.25.18)
Steals	1 vs. West Virginia (3.10.18)
Minutes	26 2x, last vs. vs. Duke (3.25.18)

**NOTES**

**2017-18:** Averaged 4.8 points and 5.4 rebounds in the 2018 NCAA Tournament ... Tied season high with 26 minutes vs. Duke (3/25) with 10 rebounds and scoring four points ... Averaged 20.0 minutes, 10.0 ppg and 9.7 rpg in the Big 12 Championship ... Posted his first double-double (16 points, 10 rebounds) vs. West Virginia (3/10) in the Big 12 title game ... Pulled down six or more rebounds seven times, including his last three games in the NCAA Tournament ... Joined the team following graduation from IMG Academy in Bradenton, Florida, following the fall 2017 semester.



**24 LAGERALD VICK** SR • Guard • 6-5 • 190 • Memphis, Tenn. • Douglass HS

**SEASON STATS**

PPG	RPG	APG	FG%	3FG%	FT%
<b>14.5</b>	<b>4.0</b>	<b>1.9</b>	<b>48%</b>	<b>46%</b>	<b>75%</b>
CAREER					
<b>9.4</b>	<b>3.5</b>	<b>1.4</b>	<b>48%</b>	<b>41%</b>	<b>73%</b>

**CAREER HIGHS**

Points	33 vs. Louisiana (11.16.18)
Field Goals	12 2x, last vs. Vermont (11.12.18)
Rebounds	11 vs. Texas Southern (11.21.17)
Assists	7 3x, last vs. Washington (12.6.17)
Blocks	3 vs. Oakland (11.24.17)
Steals	3 6x, last vs. Oklahoma (1.2.19)
Minutes	43 2x, last vs. Stanford (12.1.18)

**NOTES**

Ninth in the Big 12 in scoring (14.5), second in 3FGs made (3.0) and second in 3FG Pct. (46.1) ... Pulled down six rebounds with 13 points vs. Texas Tech (2/2) ... Posted his fifth 20-point game of the season, 12th of his career, with 21 points vs. Texas (1/14) ... Scored 18 points, including 6-of-8 from 3FG, on his birthday at Baylor (1/12) ... Has made three or more 3FGs 10 times this season ... Scored 29 points with seven rebounds vs. Villanova (12/15) ... Two-time Big 12 Player of the Week (11/19, 12/3) ... Posted a career-high 33 points with nine rebounds vs. Louisiana (11/16) ... Had 32 points vs. Vermont (11/12) ... Surpassed 1,000 career points at Baylor (1/12).



**30 OCHAI AGBAJI** (OCH-eye uh-BAH-gee) FR • Guard • 6-5 • 210 • Kansas City, Mo. • Oak Park HS

**SEASON STATS**

PPG	RPG	APG	FG%	3FG%	FT%
<b>8.8</b>	<b>4.8</b>	<b>0.8</b>	<b>54%</b>	<b>36%</b>	<b>67%</b>
CAREER					
<b>8.8</b>	<b>4.8</b>	<b>0.8</b>	<b>54%</b>	<b>36%</b>	<b>67%</b>

**CAREER HIGHS**

Points	24 at Texas (1.29.19)
Field Goals	8 at Texas (1.29.19)
Rebounds	10 vs. Texas Tech (2.2.19)
Assists	3 vs. Texas Tech (2.2.19)
Blocks	1 3x, last at Texas (1.29.19)
Steals	2 2x, last at Texas (1.29.19)
Minutes	35 at Texas (1.29.19)

**NOTES**

Named Big 12 Newcomer of the Week on Feb. 4 ... Has started the last two games ... Posted first career double-double with 10 points and 10 rebounds vs. Texas Tech (2/2) ... Had a career-high night in his first start of the season with 35 minutes, 24 points, seven rebounds, one blocked shot and two steals at Texas (1/29) ... Averaging 22.5 minutes in eight games played ... Pulled his redshirt and in his debut vs. TCU (1/9) ... A Kansas City product who is very athletic and has a great shooting touch.



**33 DAVID MCCORMACK** FR • Forward • 6-10 • 265 • Norfolk, Va. • Oak Hill Academy

**SEASON STATS**

PPG	RPG	BPG	FG%	3FG%	FT%
<b>1.9</b>	<b>2.1</b>	<b>0.3</b>	<b>52%</b>	<b>-</b>	<b>46%</b>
CAREER					
<b>1.9</b>	<b>2.1</b>	<b>0.3</b>	<b>52%</b>	<b>-</b>	<b>46%</b>

**CAREER HIGHS**

Points	12 vs. South Dakota (12.18.18)
Field Goals	4 vs. South Dakota (12.18.18)
Rebounds	6 2x, last vs. South Dakota (12.18.18)
Assists	2 at Texas (1.29.19)
Blocks	2 vs. South Dakota (12.18.18)
Steals	1 2x, last vs. Oklahoma (1.2.19)
Minutes	17 2x, last vs. E. Michigan (12.29.18)

**NOTES**

Averages 6.7 minutes per game ... Has 13 rebounds in his last six games, including four at West Virginia (1/19), four vs. Texas (1/14) and three at Kentucky (1/26) ... Pulled down five rebounds in a career-high-tying 17 minutes vs. Eastern Michigan (12/29) ... Played 17 minutes with a season-high 12 points vs. South Dakota (12/18) ... A 2018 McDonald's All-American who also represented the USA at the Nike Hoop Summit ... A big body who showed a lot of discipline in losing more than 50 pounds during high school.



**35 UDOKA AZUBUIKE** (az-uh-BOO-kee) JR • Center • 7-0 • 270 • Delta, Nigeria • Potter's House Christian Academy

**SEASON STATS**

PPG	RPG	BPG	FG%	3FG%	FT%
<b>13.4</b>	<b>6.8</b>	<b>1.6</b>	<b>71%</b>	<b>-</b>	<b>34%</b>
CAREER					
<b>11.5</b>	<b>6.4</b>	<b>1.6</b>	<b>74%</b>	<b>-</b>	<b>39%</b>

**CAREER HIGHS**

Points	26 at Nebraska (12.16.17)
Field Goals	13 at Nebraska (12.16.17)
Rebounds	13 at Texas (12.29.17)
Assists	2 4x, last vs. Marquette (11.21.18)
Blocks	5 2x, last vs. Texas (2.26.18)
Steals	3 vs. Oklahoma (2.19.18)
Minutes	34 3x, last vs. Vermont (11.12.18)

**NOTES**

KU announced Jan. 6 he would miss the remainder of the season due to a wrist injury ... Had successful surgery Jan. 9 ... Tied his season high with 23 points vs. E. Michigan (12/29) ... Missed the previous four games (Villanova, 12/15; NMSU, 12/8; USD, 12/18; at ASU 12/22) due to a sprained ankle suffered vs. Wofford (12/4) ... Had 18 points and nine rebounds vs. Stanford (12/1). **2017-18:** Led NCAA Division I in FG Pct. at 77.0 ... Posted seven 20-point games in 2017-18 ... Played in 11 games with six starts as a freshman in 2016-17 before a season-ending wrist injury.



**44 MITCH LIGHTFOOT** JR • Forward • 6-8 • 225 • Gilbert, Ariz. • Gilbert Christian HS

**SEASON STATS**

PPG	RPG	BPG	FG%	3FG%	FT%
<b>1.5</b>	<b>2.0</b>	<b>0.5</b>	<b>52%</b>	<b>0%</b>	<b>50%</b>
CAREER					
<b>2.4</b>	<b>2.1</b>	<b>0.9</b>	<b>56%</b>	<b>33%</b>	<b>53%</b>

**CAREER HIGHS**

Points	11 vs. Oakland (11.24.17)
Field Goals	4 4x, last vs. Kansas State (3.9.18)
Rebounds	11 vs. Penn (3.15.18)
Assists	2 2x, last vs. E. Michigan (12.29.18)
Blocks	6 at TCU (1.6.18)
Steals	2 at Iowa State (2.13.18)
Minutes	27 vs. Penn (3.15.18)

**NOTES**

Averages 8.3 minutes per game ... Got eight stitches in his mouth after colliding with a BU player (1/12) ... Leads KU with five charges drawn ... Tied season high with six rebounds vs. Eastern Michigan (12/29) ... Tied season highs in points (7) and rebounds (6) vs. South Dakota (12/18). **2017-18:** Started seven games ... Pulled down a career-high 11 rebounds vs. Penn (3/18) with nine points in the NCAA Tournament ... Finished second on the team with 54 blocked shots ... Ranked eighth in the Big 12 with 1.5 blocked shots per game ... Led Kansas with 16 charges drawn.