



KANSAS

#KUBball
/KANSASBASKETBALL
@KUHOOPS
@KUHOOPS

FEB. 23, 2019 | TEXAS TECH | GAME NOTES

KANSAS COMMUNICATIONS

JAYHAWKS

20-6
OVERALL

9-4
BIG 12

#12 / #12
RANKING (AP/COACHES)



-vs-



21-5
OVERALL

9-4
BIG 12

#14 / #14
RANKING (AP/COACHES)

RED RAIDERS

Bill Self
HEAD COACH

467-102 (.821)
RECORD AT KU, 16TH SEASON

Chris Beard
HEAD COACH

66-29 (.695)
RECORD AT TTU, 3RD SEASON

SCHEDULE (H: 15-0; A: 2-6; N: 3-0)

Date	KU Rnk	OPP Rnk	Opponent	TV	Time/Result
NOVEMBER (5-0)					
6	1/1	10/10	vs. Michigan State!	ESPN	W, 92-87
12	2/1	-/-	VERMONT-	ESPN2	W, 84-68
16	2/1	-/-	LOUISIANA	JTV/ESPN+	W, 89-76
21	2/2	rv/rv	vs. Marquette#	ESPN2	W, 77-68
23	2/2	5/5	vs. Tennessee#	ESPN2	W, 87-82 ot
DECEMBER (6-1)					
1	2/2	-/-	STANFORD	ESPN	W, 90-84 ot
4	2/2	-/-	WOFFORD	JTV/ESPN+	W, 72-47
8	2/2	-/-	NEW MEXICO STATE*	ESPN2	W, 63-60
15	1/1	17/16	VILLANOVA	ESPN	W, 74-71
18	1/1	-/-	SOUTH DAKOTA	JTV/ESPN+	W, 89-53
22	1/1	18/19	at Arizona State	ESPN2	L, 76-80
29	5/5	-/-	EASTERN MICHIGAN	JTV/ESPN+	W, 87-63
JANUARY (5-4)					
2	5/6	23/25	OKLAHOMA*	ESPN2	W, 70-63
5	5/6	rv/rv	at Iowa State*	ESPN2	L, 60-77
9	7/9	25/rv	TCU*	ESPN2	W, 77-68
12	7/9	-/-	at Baylor*	ESPN	W, 73-68
14	7/8	-/-	TEXAS*	ESPN	W, 80-78
19	7/8	-/-	at West Virginia*	ESPN	L, 64-65
21	9/10	24/25	IOWA STATE*	ESPN	W, 80-76
26	9/10	8/9	at Kentucky<	ESPN	L, 63-71
29	11/12	-/-	at Texas*	ESPN	L, 63-73
FEBRUARY (4-1)					
2	11/12	16/15	TEXAS TECH*	CBS	W, 79-63
5	13/14	rv/rv	at Kansas State*	ESPN	L, 67-74
9	13/14	-/-	OKLAHOMA STATE*	ESPN	W, 84-72
11	14/14	rv/-	at TCU*	ESPN	W, 82-77 ot
16	14/14	-/-	WEST VIRGINIA*	ESPN	W, 78-53
23	12/12	14/14	at Texas Tech*	ESPN	7 p.m.
25	-/-	-/-	KANSAS STATE*	ESPN	8 p.m.
MARCH					
2	-/-	-/-	at Oklahoma State*	CBS	11 a.m.
5	-/-	-/-	at Oklahoma*	ESPN/2	8 p.m.
9	-/-	-/-	BAYLOR*	ESPN/2	1 p.m.
13-16	Big 12 Championship			TBD	TBD

All times Central and subject to change.

Rank: AP Top 25 / USA Today Coaches' Poll

! State Farm Champions Classic (Indianapolis, Ind.); ~ NIT Season Tip-Off (Campus Round); # NIT Season Tip-Off (Brooklyn, N.Y.); ^ Jayhawk Shootout (Kansas City, Mo.); < SEC/Big 12 Challenge; * Big 12 Conference Game

GAME #12/12 KANSAS AT #14/14 TEXAS TECH

Lubbock, Texas • United Supermarkets Arena (15,098)
Saturday, February 23, 2019 • 7 p.m. (CST)

GAME
27

ESPN

Play-by-Play: Mark Neely
Analysts: Fran Fraschilla
Producer: Joe McCoy
Director: Anthony DeMarco

JAYHAWK RADIO NETWORK

Radio: IMG Jayhawk Radio Network
Webcast: KUathletics.com/Radio
Play-by-Play: Brian Hanni
Analyst: Greg Gurley
Producer/Engineer: Steve Kincaid

TIP-OFF

- Kansas and Texas Tech have the two longest winning streaks in the Big 12 with the Red Raiders at four straight and the Jayhawks at three.
- At 9-4, Kansas is tied with Texas Tech for second in the Big 12 race, one game behind Kansas State (10-3). Five of the 10 Big 12 teams are within two games of the league leader.
- Kansas is 6-3 against the current Associated Press top-25 with victories against No. 5 Tennessee, No. 10 Michigan State, No. 11 Marquette, No. 14 Texas Tech, No. 17 Villanova and No. 19 Iowa State.
- The KU-TTU contest will come after six days off for the Jayhawks. Under Bill Self, Kansas is 70-9 (.886) in games following five or more days off. That is the best such record in NCAA DI since 2003-04.
- With its 78-53 win against West Virginia (2/16), Kansas won its 20th game for the 30th-consecutive season, which is the longest active streak in NCAA Division I and one shy of the all-time DI record.
- At 9-4, Kansas is vying to win its 10th conference game for the 25th-consecutive season, a run which started in 1995 and is the longest active streak in the nation.
- Redshirt-junior F Dedric Lawson leads the Big 12 in scoring at 19.2 ppg and rebounding at 10.3 rpg. The last conference player to lead the league in scoring and rebounding in the same season was Blake Griffin of Oklahoma in 2008-09.
- Freshman G Devon Dotson is averaging 13.3 points, 4.5 rebounds, 4.3 assists and 1.6 steals in Big 12 play. Named the CBS Sports/USBWA National Freshman of the Week on Feb. 12, Dotson averages 12.2 ppg, 3.8 rpg, 3.7 assists and 1.5 steals in all games.
- On Feb. 9, the NCAA selection committee posted its current top 16 with Selection Sunday just a month away. Kansas was slotted as a No. 3 seed and the No. 10 seed overall. Under Bill Self, KU has never been lower than a No. 4 seed and has been a No. 1 seed each of the last three years.

SERIES AT A GLANCE (MORE ON PG 45)

OVERALL	KU LEADS, 35-5
in Lubbock	KU leads, 14-4
Last Meeting	KU, 79-63 (2.2.19 @ KU)



76.9	<< POINTS PER GAME	71.5
47.2	<< FG%	46.6
36.1	<< 3FG%	35.6
68.7	FT% >>	71.5
37.7	<< REBOUNDS PER GAME	34.2
13.8	ASSISTS PER GAME >>	13.9
3.8	BLOCKS PER GAME >>	4.9
7.1	STEALS PER GAME >>	7.4
69.8	SCORING DEFENSE >>	57.2
40.1	FG% DEFENSE >>	36.1
32.8	3FG% DEFENSE >>	27.6
+1.6	REBOUND MARGIN >>	+2.3
1.0	AST-TO RATIO >>	1.1

LAST GAME STARTERS

11 DOTSON	5 GRIMES	30 AGBAJI	1 LAWSON	33 McCORMACK
FR • GUARD	FR • GUARD	FR • GUARD	R-JR • FORWARD	FR • FORWARD
MIN 32.8	MIN 26.0	MIN 26.6	MIN 33.0	MIN 8.2
PPG 12.2	PPG 7.7	PPG 10.8	PPG 19.2	PPG 2.2
FG% 50.0%	FG% 37.9%	FG% 53.5%	FG% 50.6%	FG% 51.2%
3FG% 43.1%	3FG% 31.7%	3FG% 39.0%	3FG% 36.1%	REB 2.3
AST 3.7	AST 1.8	REB 5.2	REB 10.3	BLK 0.4

COMMUNICATIONS

CHRIS THEISEN
Asst. AD for Comm.
e theisen@ku.edu
c 785.331.9356

BRAD GILBERT
Asst. Comm. Director
e bgilbert@ku.edu
c 785.424.4008

NUMERICAL ROSTER

NO.	NAME	POS.	HT.	WT.	YR.	EXP.	HOMETOWN / HIGH SCHOOL / PREVIOUS SCHOOL
0	Marcus Garrett	G	6-5	195	So.	1L	Dallas, Texas / Skyline HS
1	Dedric Lawson	F	6-9	235	RS-Jr.	TR	Memphis, Tenn. / Hamilton HS / Memphis
2	Charlie Moore	G	5-11	180	RS-So.	TR	Chicago, Ill. / Morgan Park HS / California
5	Quentin Grimes	G	6-5	210	Fr.	HS	The Woodlands, Texas / College Park HS
10	Elijah Elliott	G	6-3	185	Fr.	HS	Southlake, Texas / Carroll Senior HS
11	Devon Dotson	G	6-2	185	Fr.	HS	Charlotte, N.C. / Providence Day School
12	Chris Teahan	G	6-4	195	So.	1L	Leawood, Kan. / Rockhurst HS
13	K.J. Lawson	G	6-8	210	RS-So.	TR	Memphis, Tenn. / Hamilton HS / Memphis
20	Garrett Luinstra	G	6-2	155	Fr.	HS	Lawrence, Kan. / Lawrence Free State HS
22	Silvio De Sousa	F	6-9	245	So.	1L	Luanda, Angola / IMG Academy [Fla.]
24	Lagerald Vick	G	6-5	190	Sr.	3L	Memphis, Tenn. / Douglass HS
30	Ochai Agbaji	G	6-5	210	Fr.	HS	Kansas City, Mo. / Oak Park HS
33	David McCormack	F	6-10	265	Fr.	HS	Norfolk, Va. / Oak Hill Academy
35	Udoka Azubuike	C	7-0	270	Jr.	2L	Delta, Nigeria / Potter's House Christian Academy [Fla.]
44	Mitch Lightfoot	F	6-8	225	Jr.	2L	Gilbert, Ariz. / Gilbert Christian HS

COACHING STAFF

NAME	POSITION // YEAR AT KU	ALMA MATER // YEAR
Bill Self	Head Coach // 16th	Oklahoma State // 1985
Kurtis Townsend	Assistant Coach // 15th	Western Kentucky // 1982
Norm Roberts	Assistant Coach // 8th	Queens College // 1987
Jerrance Howard	Assistant Coach // 6th	Illinois // 2004
Brennan Bechard	Dir. of Operations // 8th	Kansas // 2009
Fred Quartlebaum	Dir. of S-A Development // 5th	Fordham // 1989
Jeremy Case	Video Coordinator // 4th	Kansas // 2005

PRONUNCIATIONS

Udoka Azubuike.....you-DOE-kuh az-uh-BOO-kee
 Silvio De Sousa.....deh-SOE-suh
 Devon Dotson.....DEH-vawn
 Dedric Lawson.....DEE-drik
 Garrett Luinstra.....loo-IN-struh
 Ochai Agbaji.....OCH-eye uh-BAH-gée

RADIO/TV ROSTER



0 **MARCUS GARRETT**
So. · G · 6-5 · 195
Dallas, Texas




1 **DEDRIC LAWSON**
R-Jr. · F · 6-9 · 235
Memphis, Tenn.




2 **CHARLIE MOORE**
R-So. · G · 5-11 · 180
Chicago, Ill.



5 **QUENTIN GRIMES**
Fr. · G · 6-5 · 210
The Woodlands, Texas



10 **ELIJAH ELLIOTT**
Fr. · G · 6-3 · 185
Southlake, Texas




11 **DEVON DOTSON**
Fr. · G · 6-2 · 185
Charlotte, N.C.



12 **CHRIS TEAHAN**
So. · G · 6-4 · 195
Leawood, Kan.



13 **K.J. LAWSON**
R-So. · G · 6-8 · 210
Memphis, Tenn.




20 **GARRETT LUINSTRA**
Fr. · G · 6-2 · 155
Lawrence, Kan.



22 **SILVIO DE SOUSA**
So. · F · 6-9 · 245
Luanda, Angola



24 **LAGERALD VICK**
Sr. · G · 6-5 · 190
Memphis, Tenn.



30 **OCHAI AGBAJI**
Fr. · G · 6-5 · 210
Kansas City, Mo.



33 **DAVID MCCORMACK**
Fr. · F · 6-10 · 265
Norfolk, Va.



35 **UDOKA AZUBUIKE**
Jr. · C · 7-0 · 270
Delta, Nigeria



44 **MITCH LIGHTFOOT**
Jr. · F · 6-8 · 225
Gilbert, Ariz.



BILL SELF
Head Coach
16th Season



KURTIS TOWNSEND
Assistant Coach
15th Season



NORM ROBERTS
Assistant Coach
Eighth Season



JERRANCE HOWARD
Assistant Coach
Sixth Season



BRENNAN BECHARD
Director of Operations
Eighth Season



FRED QUARTLEBAUM
Dir. of S-A Development
Fifth Season

TEXAS TECH RED RAIDERS

NO.	NAME	POS.	HT.	WT.	CL.	HOMETOWN / PREVIOUS SCHOOL(S)
0	Kyler Edwards	G	6-3	200	Fr.	Arlington, Texas / Findlay Prep (Nev.)
1	Brandone Francis	G	6-5	215	R-Sr.	La Romana, Dominican Republic / Florida
3	Deshawn Corprew	F	6-5	210	R-So.	Norfolk, Va. / South Plains College
10	Malik Ondigo	F	6-10	215	So.	El Mirage, Ariz. / Putnam Science Academy (Conn.)
11	Tariq Owens	F	6-10	205	R-Sr.	Odenton, Md. / St. John's
13	Matt Mooney	G	6-3	200	R-Sr.	Wauconda, Ill. / South Dakota
15	Kevin McCullar	G	6-6	195	Fr.	San Antonio, Texas / Wagner HS
20	Parker Hicks	G	6-6	210	So.	Decatur, Texas / Decatur HS
21	Khavon Moore	F	6-7	215	Fr.	Macon, Ga. / Westside HS
23	Jarrett Culver	G	6-6	195	So.	Lubbock, Texas / Coronado HS
24	Avery Benson	G	6-3	190	R-Fr.	Springdale, Ark. / Southwest Christian Academy
25	Daide Moretti	G	6-2	175	So.	Bologna, Italy / Treviso Basket
30	Andrew Sorrells	G	6-3	175	R-Jr.	North Richland Hills, Texas / Birdville HS
32	Norens Odiase	C	6-8	250	R-Sr.	Fort Worth, Texas / Elev8 Sports Prep
35	Josh Mbaila	F	6-7	215	Fr.	Bordeaux, France / Putnam Science Academy (Conn.)

Head Coach: Chris Beard (Texas '95)

Assistant Coaches: Mark Adams, Brian Burg, Glynn Cyprien

ABOUT KANSAS

No. 12/12 Kansas is 20-6 overall and 9-4 in Big 12 play after its 78-53 win versus West Virginia on Feb. 16. In all games, Kansas ranks in the top three in the Big 12 in scoring offense (second at 76.9), scoring margin (third at +7.1), field goal percentage (second at 47.2), field goal percentage defense (third at 40.1), 3-point field goal percentage (third at 36.1) and steals (third at 7.1). KU has a +1.6 rebound margin and also averages 7.5 3-pointers made, 13.8 assists and 3.8 blocked shots per game.

Redshirt-junior F Dedic Lawson posted his 16th double-double of the season with 14 points and 10 rebounds at TCU (2/11). He has 13 games of 20 or more points including two of KU's last five contests. A national player of the year and All-American candidate, Dedic Lawson has five double-doubles in his last nine games and his 16 DDs leads the Big 12 and is tied for eighth nationally. Dedic Lawson leads the Big 12 in scoring at 19.2 ppg and in rebounding at 10.3 rpg. He is the only player in the league averaging a double-double. A three-time Big 12 Player of the Week (11/12, 11/26, 12/26) and five-time league newcomer of the week (12/3, 12/17, 1/14, 1/28, 2/11), Lawson leads KU with 28 blocked shots and his 1.1 blocks per game are fifth in the conference. His 50.6 field goal percentage is sixth in the league.

NCAA DI DOUBLE-DOUBLE LEADERS

RNK	PLAYER (SCHOOL)	GAMES	DOUBLE-DOUBLES
1	Devontae Cacok (UNC-Willilmington)	28	20
t2	Mike Daum (South Dakota St.)	28	18
t2	Cletrell Pope (Bethune-Cookman)	27	18
t2	Jordan Murphy (Minnesota)	26	18
t5	Bruno Fernando (Maryland)	27	17
t5	Ethan Happ (Wisconsin)	26	17
t5	Nico Carvacho (Colorado St.)	25	17
18	Dedic Lawson (Kansas)	26	16

Through games played on Feb. 19, 2019

Freshman G Devon Dotson is averaging 18.2 points, 5.6 rebounds, 5.2 assists and 2.0 steals in his last five games. Included was a 15-point and career-high-tying eight assists against West Virginia (2/16). Named the Wayman Tisdale National Freshman of the Week on Feb. 12, Dotson ranks tied for 14th in the Big 12 in scoring (12.2), tied for fourth in assists (3.7), eighth in assist-to-turnover ratio (1.6) and sixth in steals (1.5).

Freshman G Ochai Agbaji has scored in double figures in each of his last three games and five of his last six contests. In his last three outings, Agbaji averaged 17.6 points and 6.7 rebounds. That includes his second double-double of the season with 20 points and a career-high 11 rebounds at TCU (2/11). Agbaji pulled his redshirt prior to the TCU game (1/9) and averages 10.8 points and 5.2 rebounds per contest and is making 53.5 percent from the floor.

Freshman G Quentin Grimes has six assists in his last two games and is second on the team with 33 3-pointers made this season. He has made multiple treys in three of his last five games and

four of his last seven contests. Grimes averages 7.7 points and 2.3 rebounds per game.

Sophomore G Marcus Garrett has missed the last five games due to a sprained ankle. He has 14 steals in his last five games played and ranks third in the Big 12 with 1.8 steals per contest. He has 10 games with multiple steals in 2018-19. Garrett averages 7.2 points and 3.6 rebounds per game and has 47 assists.

Other KU regulars include redshirt-sophomore G K.J. Lawson (3.3 ppg, 1.8 rpg), redshirt-sophomore G Charlie Moore (3.1 ppg, 14 3-pointers), freshman F David McCormack (2.2 ppg, 2.3 rpg) and junior F Mitch Lightfoot (2.1 ppg, 2.8 rpg). McCormack has started each of the last three games. Lightfoot is averaging 5.3 ppg and 6.8 rpg in his last four games and has three blocked shots in each of his last two games.

ABOUT TEXAS TECH

Located in Lubbock, Texas, with an enrollment of 38,246, No. 14/14 Texas Tech has the Big 12's longest winning streak at four games after its 86-61 win against Baylor (2/16). The Red Raiders have won six of their last seven contests, with the lone loss at Kansas (79-63 on Feb. 2) and are 21-5 overall and 9-4 in league play. TTU is coached by Chris Beard who is 66-29 in his third season at TTU and 162-59 in his seventh season overall. Texas Tech has been ranked as high as No. 8 this season.

Texas Tech leads the Big 12 in scoring defense (57.2), scoring margin (+14.3), field goal percentage defense (36.1), 3-point field goal percentage defense (27.6) and turnover margin (+3.3). The Red Raiders also rank in the top three in the league in free throw percentage (second at 71.5), field goal percentage (third at 46.6) and blocked shots (second at 4.9). TTU also averages 71.5 points and 13.9 assists per game.

Texas Tech primarily uses an eight-man rotation led by sophomore G Jarrett Culver. An All-America candidate, Culver is third in the Big 12 in scoring at 17.7 points per game. He also leads the team in rebounds at 6.3, which is 11th in the Big 12 and in assists with 9.5. Culver ranks ninth in the league in field goal percentage (49.8) and sixth in assists (3.7). Culver's 33 3-pointers made are second on the team. Sophomore G Davide Moretti leads TTU with 47 3-pointers made to complement his 10.9 scoring average. Moretti is second in the Big 12 in free throw percentage at 91.4 percent and has 64 assists and 31 steals. RS Senior G Matt Mooney leads Texas Tech in steals with 46 and his 1.8 steals per game are second in the league. Mooney averages 10.7 points and 3.3 rebounds and has made 29 3-pointers this season. RS Senior F Tariq Owens leads the league in blocked shots at 2.4 per contest. Owens scores 8.4 points per game and is second on the team with a 5.3 rebound average. Senior C Norens Odiase (3.9 ppg, 5.1 rpg) rounds out the TTU starters.

Other key contributors include freshman G Kyler Edwards (6.0 ppg, 2.5 rpg, 20 3FGs, 23 steals), senior G Brandone Francis (5.9 ppg, 2.4 rpg, 28 3FGs, 23 steals) and RS sophomore F Deshawn Corprew (5.6 ppg, 3.8 rpg).

2018-19 QUICK FACTS

GENERAL INFORMATION

Location	Lawrence, Kan.
Enrollment	28,510
Founded	1866
Nickname	Jayhawks
School Colors	Crimson (Pantone 186) and Blue (Pantone 293)
Conference	Big 12
Chancellor	Douglas A. Girod
Athletics Director	Jeff Long
Deputy Athletics Director (MBB)	Sean Lester
Athletics Website	www.KUAthletics.com
Ticket Office Phone	1.800.34.HAWKS (42957)

HISTORY

Seasons of Basketball	120th
First Season	1889-90
All-Time Record (Win %)	2,268-855 (.726)
Conference Regular-Season Titles (last)	61 (2018)
Conference Postseason Tourn. Titles (last)	15 (2018)
NCAA Tournament Appearances (last)	47 (2018)
NCAA Tournament Record	107-46
Consecutive NCAA Appearances	29 (1990-pres.)
NCAA Final Four Appearances (last)	15 (2018)
NIT Appearances (last)	2 (1969)

ALLEN FIELDHOUSE

Year Opened (Seasons)	1955 (64th season)
Capacity	16,300
Consecutive Sellouts	289 games (Since 2001-02)
All-Time Record (Win %)	786-113 (.874)
Record under Bill Self (Win %)	248-13 (.950)

COACHING STAFF

Head Coach	Bill Self (Oklahoma State, '85)
Record at KU	467-102 (16th season)
Overall Record	674-207 (26th season)
Assistant Coach	Kurtis Townsend (W. Kentucky, '82)
	15th season
Assistant Coach	Norm Roberts (Queens College, '87)
	Eighth season
Assistant Coach	Jerrance Howard (Illinois, '04)
	Sixth season

2017-18 REVIEW

Overall Record	31-8 (.795)
Big 12 Record (Finish)	13-5 (1st)
Home Record	14-4 (14-3 in AFH)
Road Record	7-3
Neutral Record	10-1
Big 12 Championship	No. 1 Seed / Champion vs. WVU - W, 81-70
NCAA Tournament	No. 1 Seed / Final Four vs. Villanova - L, 79-95
Associated Press Poll Ranking (final)	4
USA TODAY Coaches' Poll Ranking (final)	3

2018-19 TEAM INFORMATION

Letterwinners Returning / Lost	6 / 6
Starters Returning / Lost	2 / 3
Newcomers	9
Fr / So / Jr / Sr	5 / 5 / 3 / 1

COMMUNICATIONS

Chris Theisen	Assistant AD Communications (MBB)
Phone	785.331.9356
Email	theisen@ku.edu
Brad Gilbert	Asst. Communications Director (MBB)
Phone	785.424.4008
Email	bgilbert@ku.edu
Mailing Address	Kansas Athletics Communications 1651 Naismith Drive, Parrott 1400 Lawrence, KS 66045-4069
Main Office Phone	785.864.3417
Twitter/Instagram	@KUHoops
Facebook	/KansasBasketball
Hashtags	#KUball #RockChalk #PayHeed

2018-19 MEDIA INFORMATION

Weekly Press Conference

Bill Self will conduct press conferences throughout the season. Media members should contact the communications office for accurate dates and times. Video of the press conference will stream live on *ESPN+*. Remaining schedule: February 21, 28; March 7, 11, 17.

Big 12 Teleconference

The Big 12 Conference conducts weekly interviews with every league head coach throughout the season. Bill Self's scheduled time is from 10:00-10:08 a.m. each week. Contact the Big 12 office for the appropriate phone number and for the entire lineup of coaches' times. Schedule: February 21, 28; March 11.

Hawk Talk Radio Show

Hawk Talk, Bill Self's radio show, airs week during the season from 6-7 p.m. on most Jayhawk Radio IMG Network stations. March 11 is the final show of the season. Hawk Talk will originate from the Johnny's Tavern West in Lawrence. Remaining Schedule: February 26; March 6, 11.

Credentials

Please apply at KUAthletics.com/media

JAYHAWK IMG RADIO NETWORK AFFILIATES

Abilene/Salina	KDJM-101.7 FM
Coffeyville	KGGF-104.1 FM
Concordia	KNCK-94.9 FM
Dodge City	KGNO-1370 AM
Emporia	KVOE-1400 AM
Fort Scott	KMDO-1400 AM
Fort Scott	KOMB-103.9 FM
Garden City	KBUF-1030 AM
Glen Elder	KZDY-96.3 FM
Goodland/Colby	KWGB-97.9 FM
Great Bend/Larned	KBGL-106.9 FM
Hays	KAYS-1400 AM
Hutchinson	KSKU-94.7 FM
Iola	KIOL-1370 AM
Kansas City	KCTE-1510 AM
Kansas City	KCTE-99.3 FM
Kansas City	WHB-810 AM
Lawrence (Flagship)	KLWN-1320 AM
Lawrence (Flagship)	KKSW-105.9 FM
Liberal	KSCB-1270 AM
Marysville	KNDY-95.5 FM
Parsons	KLKC-1540 AM
Parsons	KLKC-93.5 FM
Phillipsburg	KKAN-1490 AM
Phillipsburg	KQMA-92.5 FM
Russell	KRSL-95.9 FM
Topeka	KMAJ-1440 AM
Topeka	KWIC 99.3 FM
Wellington	KLEY-100.3 FM
Wichita	KFH-1240 AM
Wichita	KFH-97.5 FM

ASSOCIATED PRESS (AP)

FEBRUARY 18, 2019

RANK	SCHOOL (FIRST PLACE VOTES)	RECORD	POINTS
1	Duke (58)	23-2	1,594
2	Gonzaga (6)	25-2	1,502
3	Virginia	22-2	1,476
4	Kentucky	21-4	1,383
5	Tennessee	23-2	1,376
6	Nevada	24-1	1,240
7	Michigan	23-3	1,150
8	North Carolina	20-5	1,129
9	Houston	25-1	1,085
10	Michigan State	21-5	1,046
11	Marquette	21-4	987
12	KANSAS	20-6	801
13	LSU	21-4	773
14	Texas Tech	21-5	733
15	Purdue	18-7	699
16	Florida State	20-5	525
17	Villanova	20-6	519
18	Louisville	18-8	507
19	Iowa State	19-6	426
20	Virginia Tech	20-5	408
21	Iowa	20-5	389
22	Wisconsin	17-8	250
23	Kansas State	19-6	249
24	Maryland	19-7	211
25	Buffalo	22-3	164

OTHERS RECEIVING VOTES: Cincinnati 99, **Wofford 32**, Auburn 21, Washington 20, St. John's 2, Mississippi State 2, Mississippi 1, Yale 1

USA TODAY (COACHES)

FEBRUARY 18, 2019

RANK	SCHOOL (FIRST PLACE VOTES)	RECORD	POINTS
1	Duke (28)	23-2	796
2	Gonzaga (4)	25-2	761
3	Virginia	22-2	712
4	Kentucky	21-4	699
5	Tennessee	23-2	692
6	Nevada	24-1	621
7	Michigan	23-3	570
8	Houston	25-1	563
9	North Carolina	20-5	550
10	Marquette	21-4	520
11	Michigan State	21-5	467
12	KANSAS	20-6	370
13	Purdue	18-7	359
14	Texas Tech	21-5	334
15	LSU	21-4	309
16	Villanova	20-6	308
17	Florida State	20-5	273
18	Virginia Tech	20-5	250
19	Iowa	20-5	244
20	Iowa State	19-6	217
21	Kansas State	19-6	184
22	Louisville	18-8	173
23	Wisconsin	17-8	120
24	Buffalo	22-3	82
25	Cincinnati	21-4	66

OTHERS RECEIVING VOTES: Washington 20; **Wofford 19**; North Texas 9; Auburn 8; **Arizona State 8**; Mississippi State 6; St. John's 6; Mississippi 6; Furman 5; **Texas 4**; Southern Mississippi 1; Texas State 1; Hofstra 1

WEEK-BY-WEEK RANKINGS

WEEK	AP	COACHES	NCAA NET
Preseason	1 (37)	1 (14)	-
Nov. 12	2 (14)	-	-
Nov. 19	2 (7)	2	-
Nov. 26	2 (31)	2 (15)	11
Dec. 3	2 (19)	2 (10)	14
Dec. 10	1 (57)	1 (26)	6
Dec. 17	1 (56)	1 (27)	5
Dec. 24	5 (4)	5 (2)	16
Dec. 31	5 (4)	6	15
Jan. 7	7	9	16
Jan. 14	7	8	12
Jan. 21	9	10	19
Jan. 28	11	12	16
Feb. 4	13	14	17
Feb. 11	14	14	18
Feb. 18	12	12	18
Feb. 25			
March 4			
March 11			

() - First place votes in parenthesis

RANKINGS BREAKDOWN

	AP	COACHES
Weeks in Top 25	766 (281)	538 (294)
Weeks in Top 10	552 (210)	426 (223)
Weeks in Top 5	336 (130)	288 (142)
Weeks at No. 1	69 (29)	61 (30)
Most Consecutive Weeks in Top 25	196* (196*)	204* (204*)
Most Consecutive Weeks at No. 1	15 (9)	15 (9)
W-L vs Top 25	228-192 (97-47)	-
Home vs Top 25	89-47 (43-6)	-
Away vs Top 25	52-75 (23-20)	-
Neutral vs Top 25	87-70 (30-21)	-
W-L vs Top 10	100-107 (40-20)	-
Home vs Top 10	34-31 (14-2)	-
Away vs Top 10	21-36 (10-6)	-
Neutral vs Top 10	45-41 (16-12)	-

() - Bill Self era in parenthesis

* - Current Streak - longest active in the NCAA

2018-19 BIG 12 STANDINGS (AS OF 2.20.19)

Team	BIG 12							OVERALL						
	Record	Pct	Home	Away	Neutral	Streak	Record	Pct	Home	Away	Neutral	Streak		
Kansas State	10-3	.769	4-2	6-1	0-0	W1	20-6	.769	12-2	6-4	2-0	W1		
Texas Tech	9-4	.692	5-1	4-3	0-0	W4	21-5	.808	14-1	4-3	3-1	W4		
KANSAS	9-4	.692	7-0	2-4	0-0	W3	20-6	.769	15-0	2-6	3-0	W3		
Iowa State	8-5	.615	4-3	4-2	0-0	L1	19-7	.731	11-3	6-3	2-1	L1		
Baylor	8-5	.615	4-2	4-3	0-0	W1	17-9	.654	11-4	5-4	1-1	W1		
Texas	7-6	.538	5-2	2-4	0-0	W1	15-11	.577	11-5	2-5	2-1	W1		
TCU	5-8	.385	4-2	1-6	0-0	L3	17-9	.654	11-3	3-6	3-0	L3		
Oklahoma	4-9	.308	2-4	2-5	0-0	W1	16-10	.615	8-4	5-5	3-1	W1		
Oklahoma State	3-10	.231	2-5	1-5	0-0	W1	10-16	.385	7-6	1-8	2-2	W1		
West Virginia	2-11	.154	2-5	0-6	0-0	L4	10-16	.385	8-6	0-7	2-3	L4		

THE SERIES

Kansas leads the overall series with Texas Tech, 35-5, which began in 1959. The Jayhawks have won 17 of the last 18 meetings in the series beginning Jan. 16, 2010. Kansas is 14-4 against Texas Tech in games played in Lubbock, including 10-3 in United Supermarkets Arena. KU has won the last seven meetings in Lubbock with the last two by a combined three points (80-79 on Feb. 11, 2017 and 74-72 on Feb. 24, 2018).

Last year, Texas Tech picked up its first win in Allen Fieldhouse, 85-73, on Jan. 2, 2018. Since the inception of the Big 12 Conference in 1997, Kansas is 28-5 against Texas Tech; 25-5 in regular-season match-ups and 3-0 in conference championship meetings. Kansas head coach Bill Self is 22-7 all-time against Texas Tech, including 21-4 while at Kansas. Texas Tech head coach Chris Beard is 1-4 against Kansas.

Earlier this season, then-No. 11/12 Kansas defeated then-No. 15/16 Texas Tech, 79-63, in Allen Fieldhouse on Feb. 2. The Jayhawks were hot early, shooting 55.2 percent, including 60 percent from 3-point range, and led 46-26 at halftime. KU redshirt-junior Detric Lawson led all scorers with 25 points and posted a double-double with 10 rebounds. Freshman Devon Dotson had 20 points, four assists and three steals in the game, while freshman Ochai Agbaji had a double-double with 10 points and 10 rebounds.

A KANSAS WIN WOULD...

Make Kansas 21-6 and 10-4 in Big 12 play ... Give Kansas 21 victories for the 30th-consecutive season, beginning in 1989-90 ... Give KU 10 league victories for the 25th-straight year, beginning in 1994-95 and would add to its nation's longest active league 10-win streak ... Be Kansas' eighth-straight win in Lubbock ... Make the KU-TTU series 36-5 in favor of the Jayhawks, including a 15-4 in Lubbock meetings (11-3 in United Supermarkets Arena) ... Make Kansas 3-6 in true road games this season and 7-6 in games not played in Allen Fieldhouse ... Make Bill Self 468-102 while at Kansas, 675-207 overall and 23-7 all-time versus Texas Tech (22-4 while at KU) ... Make Kansas 2,269-855 all-time.

A KANSAS LOSS WOULD...

Make Kansas 20-7 and 9-5 in conference play, tying last season's league loss number ... Give Texas Tech its first win against Kansas in Lubbock since March 4, 2009, ending a KU seven-game winning streak in Lubbock meetings ... Make the KU-TTU series 35-6 in favor of Kansas, including a 14-5 mark in Lubbock meetings (10-4 in United Supermarkets Arena) ... Make KU 2-7 in true road games this season and 6-7 in games not played in Allen Fieldhouse in 2018-19 ... Make Bill Self 467-103 while at Kansas, 674-208 overall and 22-8 all-time versus Texas Tech (21-5 while at KU) ... Make Kansas 2,268-856 all-time.

LAST TIME OUT

Five Jayhawks scored in double-figures as No. 14/14 Kansas out dueled West Virginia, 78-53, Feb. 16 inside Allen Fieldhouse. KU outscored WVU 43-16 in the first half before cruising to the 25-point win, the Jayhawks' largest margin of victory in conference play this season. Freshman guard Devon Dotson and redshirt-sophomore guard K.J. Lawson led all scorers with 15 points apiece to go along with a 52.8 percent shooting clip from the field.

The first 20 minutes featured an impressive showing from the Jayhawks on both ends of the floor. After WVU jumped ahead on a 7-6 lead five minutes into the game, KU's defense, and consequently its offense, hit full stride. Kansas outscored the visitors 21-2 over the next nine minutes of game action. All seven Jayhawks who entered in the opening frame scored during that KU run. Detric Lawson's jumper at the 6:11 mark saw Kansas' lead go to 25-9.

While the Mountaineers broke up the KU run over the next few minutes, the Jayhawks managed to once again construct a strong closing stretch to the first half. Dotson's lay-up kick-started a 19-4 run over the final 4:40 of the opening frame and helped Kansas head to the locker room with a 43-16 lead.

It was a much more evenly contested game after the intermission; however, Kansas never let its lead shrink to less than 24 points. K.J. Lawson connected on a pair of 3-pointers as part of his eight second-half points and was one of nine Jayhawks to hit a field goal over the final 20 minutes.

K.J. Lawson's 15 points marked his highest output as a Jayhawk. Dotson scored in double-figures for the fifth-straight game with his 15 points on 5-of-7 shooting. Detric Lawson added 14 points to go along with four rebounds, two assists and a steal. Ochai Agbaji rounded out the KU double-figure scorers with his 10 points.

WEST VIRGINIA LEFTOVERS & NOTABLES

- The win gave Kansas 20 victories for the 30th-consecutive season, beginning in 1989-90, which is the longest active streak in the nation and one behind the all-time NCAA DI record of 31-straight 20-win seasons by North Carolina (1971-2001).
- Kansas extended hits home court winning streak to 19 games, which includes 18-consecutive victories in Allen Fieldhouse.
- KU held West Virginia to a season-low 16 points in the first half, the lowest by a KU opponent in a half since TCU scored nine (2/23/13).
- KU's 27-point halftime lead (43-16) was the largest halftime margin this season by the Jayhawks.
- KU forced West Virginia to commit 24 turnovers, which marked the most by a Jayhawk opponent this season and the most since KU forced 24 turnovers against Howard on Dec. 29, 2011.
- West Virginia's 13 percent from beyond the arc was a season low by a KU opponent, and the third time this season Kansas has held its opponent to under 20 percent from 3-point range.
- Freshman G Devon Dotson scored in double figures for the fifth-straight game as he tallied 15 points, going 5-for-7 from the field.
- Dotson tied his season high with eight assists, a mark he also set against Iowa State (1/21/19).
- Freshman G Ochai Agbaji finished with 10 points, marking the third-consecutive game Agbaji has tallied 10+ points.
- Redshirt-junior F Detric Lawson tallied 14 points including a perfect 4-for-4 mark from the free throw line. Lawson has now scored in double digits 24 times this season and 80 in his career.
- Sophomore F Mitch Lightfoot played a season-high 23 minutes, scoring five points while grabbing seven rebounds.



NCAA TOP-150



BIG 12 TOP-10

STATISTIC RANKINGS

(as of 2.19.2019)

	STAT	NCAA	BIG 12
W-L%	.769	35th	2nd
SCORING	76.9	74th	2nd
SCORING DEFENSE	69.8	141st	8th
SCORING MARGIN	+7.1	65th	3rd
REBOUNDING	37.7	65th	3rd
REBOUNDING DEF.	36.1	-	9th
REBOUNDING MARGIN	+1.6	134th	6th
ASSISTS	13.8	-	6th
ASSIST-TO RATIO	1.0	-	8th
TURNOVER MARGIN	+0.5	-	5th
STEALS	7.1	92nd	3rd
BLOCKED SHOTS	3.8	124th	8th
FG%	47.2	48th	2nd
FG% DEF.	40.1	25th	3rd
3FG MADE	7.5	-	6th
3FG%	36.1	104th	3rd
3FG% DEF.	32.8	105th	5th
FT%	68.7	-	5th

INDIVIDUAL (ALL GAMES)

SCORING

Detric Lawson	19.2	61st	1st
---------------	------	------	-----

FIELD GOAL PERCENTAGE (MIN. 5 MADE PER GAME)

Detric Lawson	50.6	110th	1st
Lagerald Vick	47.6	-	6th

FREE THROWS MADE

Detric Lawson	111	85th	1st
Devon Dotson	85	-	5th

FREE THROWS ATTEMPTED

Detric Lawson	144	104th	1st
---------------	-----	-------	-----

FREE THROW PERCENTAGE

Devon Dotson	77.1	-	5th
--------------	------	---	-----

3-POINT FIELD GOALS MADE PER GAME

Lagerald Vick	2.9	60th	2nd
---------------	-----	------	-----

3-PT FIELD GOAL PERCENTAGE (MIN. 2.5 MADE PER GAME)

Lagerald Vick	45.5	11th	1st
---------------	------	------	-----

REBOUNDING

Detric Lawson	10.3	13th	1st
---------------	------	------	-----

DEFENSIVE REBOUNDS

Detric Lawson	7.3	24th	1st
---------------	-----	------	-----

OFFENSIVE REBOUNDS

Detric Lawson	3.0	43rd	2nd
---------------	-----	------	-----

STEALS

Marcus Garrett	1.8	88th	3rd
Devon Dotson	1.5	-	6th

DOUBLE-DOUBLES

Detric Lawson	16	8th	1st
---------------	----	-----	-----

MINUTES

Lagerald Vick	33.0	-	8th
---------------	------	---	-----

2018-19 ACCOLADES

TEAM

NIT Season Tip-Off Champion
 Preseason No. 1 in Associated Press Poll
 Preseason No. 1 in USA TODAY Coaches' Poll
 Preseason No. 1 in Big 12 Conference Coaches' Poll

OCHAI AGBAJI

Big 12 Newcomer of the Week (2.4.19)

UDOKA AZUBUIKE

Kareem Abdul-Jabbar Center of the Year Award Candidate (1 of 20)
 Preseason All-Big 12 Honorable Mention

DEVON DOTSON

USBWA Wayman Tisdale Freshman of the Week (2.12.19)
 Big 12 Newcomer of the Week (12.31.18)
 Bob Cousy Point Guard of the Year Award Candidate (1 of 20)

QUENTIN GRIMES

Big 12 Newcomer of the Week (11.12.18)
 Wooden Award Preseason Watch List (1 of 50)
 Naismith Trophy Watch List (1 of 50)
 Jerry West Shooting Guard of the Year Candidate (1 of 20)
 Preseason Big 12 Freshman of the Year
 Preseason All-Big 12 Honorable Mention

DEDRIC LAWSON

Naismith Trophy Midseason Team (1 of 30)
 co-Big 12 Newcomer of the Week (2.11.19)
 Karl Malone Power Forward of the Year Award Watch List (1 of 10)
 Oscar Robertson Trophy Final Midseason Watch List (1 of 12)
 Wooden Award Late Season Watch List (1 of 20)
 co-Big 12 Newcomer of the Week (1.28.19)
 Sporting News Midseason First Team All-American (1.15.19)
 Big 12 Newcomer of the Week (1.14.19)
 Wooden Award Midseason Watch List (1 of 25)
 Big 12 Player of the Week (12.26.18)
 Oscar Robertson Trophy Midseason Watch List (12.21.18)
 Big 12 Newcomer of the Week (12.17.18)
 Big 12 Newcomer of the Week (12.3.18)
 Big 12 Player of the Week (11.26.18)
 NIT Season Tip-Off MVP & All-Tournament Team
 Big 12 Player of the Week (11.12.18)
 Wooden Award Preseason Watch List (1 of 50)
 NABC Player of the Year candidate (1 of 20)
 Naismith Trophy Watch List (1 of 50)
 Preseason Associated Press All-America
 Karl Malone Power Forward of the Year Award Candidate (1 of 20)
 Preseason All-Big 12 First Team

LAGERALD VICK

Big 12 Player of the Week (12.3.18)
 NIT Season Tip-Off All-Tournament Team
 Big 12 Player of the Week (11.19.18)

PREP TIME = WINNING TIME

With the Jayhawks enjoying their longest stretch between games of the conference season (six days), it's time to look at Kansas' past performances when coming off other similar long in-season breaks.

Under Bill Self, the Jayhawks are 70-9 in games following five or more days of preparation, which includes a 4-0 mark this season. That winning percentage, 88.6, is the best among all NCAA DI teams since the start of the 2003-04 season.

NCAA DI BEST RECORDS AFTER 5 OR MORE DAYS OFF (SINCE 2003-04)

TEAM	WINS	LOSSES	WIN %
KANSAS	70	9	.886
Duke	57	9	.864
North Carolina	79	16	.832
Gonzaga	73	15	.830
Kentucky	69	16	.812

LAWSON COLLECTION OF MIDSEASON WATCH LISTS GROWS

Redshirt-junior Detric Lawson has a quickly growing collection of midseason accolades that have him among a small list of players on watch for national awards come season's end. Here is a quick rundown of the recent announcements that included Lawson:

- Lawson was named to the 2018-19 *Sporting News Midseason All-America First Team*, the publication announced Jan. 15. Last year, 11 of the 15 players on the midseason team made on the final ballot.
- On Feb. 4, Lawson was named to the **John R. Wooden Award** presented by Wendy's Late Season Top 20 list by the Los Angeles Athletic Club. Kansas has had representation each of the last two seasons at the Wooden Award ceremony as Frank Mason III won the award in 2017 and Devonte' Graham was a finalist last year. Lawson is vying to become the third Jayhawk to win the honor with Mason in 2017 and Danny Manning in 1988.
- On Feb. 6, Lawson was named one of 12 to the **Oscar Robertson Trophy** Final Midseason Watch List by the USBWA. Like the Wooden, the Oscar Robertson Trophy recognizes the national player of the year. Frank Mason III was the first KU player to win the Oscar Robertson Trophy in 2017.
- On Feb. 7, Lawson was named one of 10 finalists for the **Karl Malone Power Forward of the Year** by the Naismith Hall of Fame. Established in 2015, the Karl Malone Power Forward of the Year will be narrowed down to five finalists with the winner being named April 12, 2019.
- On Feb. 13, Lawson was one of 30 named to the **Naismith Trophy** Midseason Team by the Atlanta Tip Off Club. KU's Frank Mason III won the honor in 2017 as did Danny Manning in 1988. The Naismith Trophy will narrow down its nominees to 10 on March 6 and later will announce its four finalists.

YOUTH MOVEMENT

Kansas has one of the youngest teams in the nation having started four freshmen in each of its last three games. In KU's 13 conference games, the Jayhawk freshmen have accounted for 45.7 percent of the minutes played and 42.4 percent of the scoring.

KANSAS CLASS BREAKDOWN IN BIG 12 PLAY

CLASS	MIN PLAYED %	PTS SCORED %
Senior	11.7%	13.2%
Junior	22.8%	28.7%
Sophomore	19.8%	15.7%
Freshman	45.7%	42.4%

KANSAS STREAKING AT HOME (AGAIN)

The Jayhawks are once again building an impressive winning streak on their home court, something that has been a common occurrence in Lawrence over recent decades. KU has won 19-straight home games, 18 of which have come at Allen Fieldhouse (Dec. 8, 2018 win at Sprint Center considered a home game). The streak currently ranks as the sixth-longest active among NCAA DI schools. KU's last home loss came to Oklahoma State on Feb. 3, 2018.

Kansas has posted home-court winning streaks of 20 games or more 14 times, with 10 of those streaks coming at Allen Fieldhouse. The program record is 69-straight home wins from Feb. 7, 2007 to Jan. 22, 2011. That streak is a Big 12 record and the 11th-longest in NCAA DI history.

NCAA DI LONGEST ACTIVE HOME COURT WINNING STREAKS

TEAM	STREAK	STARTED	NEXT HOME GAME
Houston	32	11/10/17	vs. USF (2/23)
Tennessee	24	1/06/18	vs. Kentucky (3/2)
Buffalo	23	12/09/17	vs. Kent State (2/22)
Michigan	21	1/15/18	vs. Michigan St. (2/24)
Gonzaga	20	1/27/18	vs. Pepperdine (2/21)
Northern Ky.	19	1/28/18	vs. Youngstown St. (2/21)
KANSAS	19	2/6/18	vs. Kansas State (2/25)
Hofstra	17	2/15/18	vs. Towson (2/21)

KANSAS VS. TOP-25 TEAMS

With its win versus then-No. 16 Texas Tech (2/2), Kansas is now 7-2 against top-25 teams in 2018-19. Under Bill Self, KU is now 97-47 against AP-ranked opponents. In his first 16 seasons at KU, Self's Jayhawks have collected four wins or more over top-25 ranked foes in 13 of those seasons, which includes a 42-18 record from 2014-present.

KU's record against top-10 ranked opponents is even more impressive. KU is 18-5 against foes ranked inside the top-10 of the AP poll since 2013-14, including 2-1 this season and 4-1 in 2017-18. Last season, KU's top-10 wins included Kentucky, West Virginia, Texas Tech and Duke. Since Bill Self's first season, the Jayhawks are 13-3 against AP top-10 teams inside Allen Fieldhouse, which includes KU's current streak of nine-straight home victories against top-10 foes.

UP NEXT



VS
KANSAS STATE
 Monday, February 25
 Lawrence, Kan.
 Allen Fieldhouse (16,300)
 8 p.m. (CT) | ESPN

Round two of the Dillons Sunflower Showdown is set for Monday, Feb. 25 when the Jayhawks host Kansas State inside Allen Fieldhouse at 8 p.m. (CT) on ESPN Big Monday.

Kansas, which leads the all-time series 196-94, will look to split the regular-season series after the Wildcats came out on top, 74-67, on Feb. 5 in Manhattan.

The game will also mark the 900th contest inside Allen Fieldhouse, now in its 64th season. KU is 786-113 (.874) all-time inside the venue and 248-13 (.950) under Bill Self.

THIS DAY IN KANSAS BASKETBALL HISTORY

FEBRUARY

23

Kansas is 20-11 all-time in games on Feb. 23

Feb. 23, 1998: The No. 4-ranked Jayhawks defeated Oklahoma, 83-70, on Senior Day in Allen Fieldhouse. Seniors Raef LaFrentz, C.B. McGrath and Billy Thomas won their 60th-straight game at Allen Fieldhouse, meaning the class never lost a home game during their four years in Lawrence. The game was also the final home game for Paul Pierce, who left after his junior year to enter the NBA Draft. Pierce was impressive in his home finale, scoring 31 points on 14-of-17 shooting from the field. The 1998 team finished with a 35-4 record as well as the Big 12 regular-season and tournament championships.

KU VS. AP TOP-25 TEAMS UNDER SELF

SEASON	RECORD	VS. TOP-10
2018-19	7-2	2-1
2017-18	8-4	4-1
2016-17	6-3	5-1
2015-16	12-4	4-1
2014-15	10-6	0-1
2013-14	7-2	3-0
2012-13	5-2	2-1
2011-12	7-5	6-4
2010-11	5-1	1-1
2009-10	8-1	2-0
2008-09	3-3	1-2
2007-08	5-2	3-0
2006-07	5-2	2-2
2005-06	3-3	1-2
2004-05	4-2	3-1
2003-04	2-5	1-2
TOTAL	97-47	40-20

DOTSON COLLECTS NATIONAL HONOR

Kansas freshman Devon Dotson was named the Wayman Tisdale National Freshman of the Week, announced Feb. 12 by CBS Sports and the U.S. Basketball Writers Association (USBWA).

Dotson's honor stretched back the last three games where he averaged 18.7 points, 6.7 rebounds, 5.7 assists and 2.3 steals. The Charlotte, North Carolina, guard's best game came in Kansas' 82-77 overtime win at TCU on Feb. 11 where he posted career highs in points, with 25, and rebounds, with 10, to go along with five assists and two steals in logging all 45 minutes of the contest. Dotson was clutch down the stretch and in overtime where he scored KU's final six points from the free throw line to seal the victory.

For the week, Dotson was 18-for-35 (51.4 percent) from the field and 15-for-18 from the free throw line with 14 assists and seven steals. This is the second weekly honor Dotson has earned this season. He was named the Big 12 Newcomer of the Week on Dec. 31.

LAWSON CLAIMS EIGHTH BIG 12 WEEKLY AWARD

Kansas redshirt-junior Dedric Lawson averaged 21.5 points and 8.0 rebounds in two games last week and was named the co-Big 12 Newcomer of the Week on Feb. 11. This was the fifth conference newcomer of the week for Lawson and his eighth weekly award by the league in 2018-19.

Lawson, who won the honor with Texas' Courtney Ramey, recorded 18 points with nine rebounds, two blocked shots and two steals at Kansas State. In the win against Oklahoma State the Memphis, Tennessee, forward posted his 13th 20-point game of the season with 25 points on 10-of-17 shooting, including 3-of-6 from 3-point range, with seven rebounds, five assists and one steal.

Lawson's honor marked the eighth time this season a Jayhawk has been named Big 12 Newcomer of the Week. Last week, freshman

Ochai Agbaji earned the honor, while Quentin Grimes was named Nov. 12 and Devon Dotson Dec. 31. Including KU's five Big 12 Player of the Week honors this season, the Jayhawks have amassed 13 league weekly accolades in 2018-19, a mark which ties the KU all-time single season high for Big 12 weekly awards.

BIG 12 WEEKLY AWARD SINGLE-SEASON TEAM HIGHS

TEAM	SEASON	PLAYER OF THE WEEK	NEWCOMER OF THE WEEK	TOTAL
Texas	2006-07	5	10	15
Oklahoma	2008-09	7	7	14
KANSAS	2018-19	5	8	13
Kansas	2016-17	6	7	13
Kansas State	2007-08	3	10	13

DOUBLE-DOUBLE MACHINE

After his 14 points and 10 rebounds at TCU (2/11), redshirt-junior F Dedric Lawson leads the Big 12 with 16 double-doubles this season, including five of his last nine contests and eight in his last 14 outings. Lawson entered the 2018-19 season with 36 double-doubles in his two seasons at Memphis. He had 17 as a freshman in 2015-16 and 19 as a sophomore in 2016-17.

Lawson's 52 career double-doubles are fourth on the NCAA Division I active list. Lawson is the only non-senior on the NCAA Division I top-10 list.

Lawson is also already making his impact on the Kansas single-season double-double chart. His 16 DDs are tied for ninth on the school's top-10 list of single-season double-doubles and he is three DDs from the top five. Thomas Robinson holds the record with 27 DDs in the 2011-12 season.

ACTIVE NCAA DI CAREER DOUBLE-DOUBLE LEADERS

RNK	PLAYER (TEAM)	GMS	DOUBLE-DOUBLES
1	James Thompson VI (E. Mich.)	125	69
2	Jordan Murphy (Minnesota)	123	63
3	Devontae Cacok (UNC-Willmington)	124	55
4	Dedric Lawson (Memphis/Kansas)	91	52

Through games played on Feb. 19, 2019

KANSAS IN THE NATIONAL POLLS

Kansas remained inside the top-15 in the latest national polls released Feb. 18. KU checked in at No. 12 in both the Associated Press and in the USA TODAY Coaches' polls.

Kansas has been ranked in each of the last 196 AP polls dating back to Feb. 3, 2009, which is the longest active streak in NCAA Division I. The Jayhawks have also been listed in the top-25 of the Coaches' polls for 204-straight weeks, a figure which also leads the nation. The Jayhawks have not been ranked outside the top-15 in either poll since Jan. 6, 2014, a streak now measuring over five-plus seasons.

Pay Heed, All Who Enter:
BEWARE OF "THE PHOG"

NATIONAL CHAMPIONS

1922, 1923, 1952, 1988, 2008

BIG 12 CHAMPIONS

1997*, 1998*, 1999^, 2002, 2003, 2005, 2006*, 2007*, 2008*, 2009, 2010*, 2011*, 2012, 2013*, 2014, 2015, 2016*, 2017, 2018*

*Regular season titles listed
* - Regular season & tournament champions
^ - Tournament champions only*

- Kansas has 2,268 all-time victories, second most in NCAA Division I history (Kentucky - 2,284).
- From the 2008-09 season to the present (11 seasons) Kansas has held 369 of its 395 opponents under 50 percent shooting.
- KU has held opponents to fewer than 100 points in 582 of its last 584 games. The last team to score 100 on Kansas in a 40-minute game was Oklahoma (100-78) on Feb. 27, 1990.
- The Jayhawks have not been slotted outside the top-15 in either of the national polls (AP and Coaches') since Jan. 6, 2014. A streak which now spans over more than five seasons.
- The Jayhawks have won 20 of their last 22 regular-season games against AP top-10 teams. Under Bill Self, KU is 40-20 against top-10 opponents, a figure that includes postseason play.
- KU has won at least 12 league games for 18-straight years, which is the longest active streak in the nation.
- Kansas won its 1,000th all-time conference game with a 83-50 win against Texas Tech (2/18/12). The Jayhawks won their 300th Big 12 game vs. Oklahoma (2/19/18).
- Each KU senior class since 1986-87 has won at least 100 games. Last year's fourth-year seniors Devonte' Graham and Sviatoslav Mykhailiuk amassed 121 wins.
- Entering 2018-19, Bill Self has won 25 or more games in each of his last 13 seasons as a head coach.
- Kansas is the only team in the Big 12 to have a .500 winning percentage or better series record against every conference foe.
- Kansas is first in the conference in wins with a 311-68 record in Big 12 regular-season games. Texas is next at 232-147. Including the league postseason championship, Kansas is tops at 355-79, while Texas is second at 257-169.
- KU is the only Big 12 school to have won a regular-season championship with two different coaches (Roy Williams and Bill Self).
- Under Bill Self, Kansas is 126-8 (94.0 percent) in Big 12 home games: 8-0 in 2004, 7-1 in 2005, 7-1 in 2006, 7-1 in 2007, 8-0 in 2008, 8-0 in 2009, 8-0 in 2010, 7-1 in 2011, 9-0 in 2012, 8-1 in 2013, 9-0 in 2014, 9-0 in 2015, 9-0 in 2016, 8-1 in 2017, 7-2 in 2018 and 7-0 in 2019.
- Under Bill Self, Kansas has experienced only one regular-season conference sweep by a Big 12 opponent. In 106 regular-season Big 12 home-and-home series during the Self era, Kansas has 71 sweeps, 34 splits and has been swept once.

KU BY THE NUMBERS

14	Consecutive conference regular-season titles - 2005-06-07-08-09-10-11-12-13-14-15-16-17-18, a KU record and the longest in NCAA history.
15	30+ win seasons, including 2017-18, which ties an NCAA record.
16	Streaks of 10 or more consecutive wins in the Bill Self era, including the 10-straight to start the 2018-19 season.
18	Big 12 Conference regular-season championships for KU in the league's 22-year existence.
19	Undefeated home seasons at Allen Fieldhouse, including 2007-08, 2008-09, 2009-10, 2011-12, 2014-15, and 2015-16 under Bill Self.
20	Times a KU player or coach has been inducted into the Naismith Basketball Hall of Fame, which includes current head coach Bill Self.
23	Championships for Kansas in the Bill Self era - 14 Big 12 regular-season titles, eight Big 12 postseason championships and one NCAA.
23	Or more victories for Kansas in each of the past 29 seasons beginning in 1989-90.
24	Consecutive seasons Kansas has won 10 or more league games, starting in 1995 (55 times overall), which is the longest active streak in the nation.
29	Consecutive seasons KU has made the NCAA Tournament, the longest active streak in the nation and best all-time.
30	Consecutive seasons Kansas has won 20 or more games, including 2018-19 , the longest active streak in the NCAA, which began in 1989-90.
30	Consensus All-America First Team selections, including Devonte' Graham in 2017-18, the most of any NCAA Division I school.
31	Consecutive seasons Kansas has led its conference in home attendance, beginning in 1986-87.
61	Conference regular-season championships, most in NCAA Division I.
130.4	Decibels reached inside of Allen Fieldhouse on Feb. 13, 2017, when the arena broke the Guinness Book of World Records mark for loudest crowd roar at an indoor sports event.
197	Kansas victories from the 2006-07 to 2011-12 seasons, the most in NCAA Division I history in a six-year span.
289	Consecutive sellouts in Allen Fieldhouse, dating back to 2001-02.
467	Victories for Bill Self, now in his 16th season at Kansas. He is the fastest KU coach to reach 450 wins and is the second-winningest coach in KU history.
786	All-time Kansas victories inside Allen Fieldhouse. The historic building opened in 1955 and KU holds a 785-113 record in its home venue.
2,268	All-time Kansas men's basketball victories; second-most in NCAA Division I history.

TOP-10 TRIUMPHS

The loss at then-No. 8 Kentucky on Jan. 26, ended one of the more remarkable regular-season streaks in the nation. The Jayhawks won 13-straight regular-season games over teams ranked in the top-10 of the AP poll, which included two wins this season (92-87 vs. then-No. 10 Michigan St., 87-81 vs. then-No. 5 Tennessee). Since the 1996-97 season, no other team in the nation has strung together more than seven regular-season wins over top-10 foes. Prior to the Kentucky loss, KU's last regular-season loss to a top-10 came to then-No. 1 Kentucky in the 2014 Champions Classic (11/18/14).

Even more impressive, prior to its Champions Classic loss to the Wildcats in 2014, the Jayhawks amassed a streak of seven-straight regular-season top-10 victories. This means that Kansas is an astounding 20-2 in its last 22 regular-season contests against top-10 ranked squads. Since Bill Self took the reins of the Jayhawks in 2003, KU is 40-20 against top-10 teams, which includes postseason play.

LONGEST REGULAR-SEASON WIN STREAKS VS. AP TOP-10 OPPONENTS (SINCE 1996-97)

SCHOOL	CONSEC. WINS	DATES
KANSAS	13	1/4/16 - 1/26/19
Duke	7	2/28/98 - 2/3/99
Kentucky	7	1/29/02 - 1/3/2004
Syracuse	7	11/20/09 - 12/07/10
KANSAS	7	2/8/12 - 1/18/14

TOUGH COMPETITION

Many talk about how tough the Kansas schedule is for 2018-19. One look at KU's nonconference opponents shows that six foes were preseason selections in their respective league races, with an additional five picked for second-place finishes.

KU'S NONCON OPPONENTS IN PRESEASON LEAGUE POLLS

CONFERENCE	OPPONENT	PRESEASON PICK
America East	Vermont (<i>W, 86-68</i>)	1st
Big East	Villanova (<i>W, 74-71</i>) Marquette (<i>W, 77-68</i>)	1st 2nd
Big Ten	Michigan St. (<i>W, 92-87</i>)	1st
Mid-American	Eastern Michigan (<i>W, 87-63</i>)	1st
Pac-12	Arizona State (<i>L, 76-80</i>) Stanford (<i>W, 90-84 ot</i>)	6th 9th
SEC	Kentucky (<i>L, 63-71</i>) Tennessee (<i>W, 87-81 ot</i>)	1st 2nd
Southern	Wofford (<i>W, 72-47</i>)	2nd
Summit	South Dakota (<i>W, 89-53</i>)	2nd
Sun Belt	Louisiana (<i>W, 89-76</i>)	2nd
WAC	New Mexico St. (<i>W, 63-60</i>)	1st

Preseason polls included both those from coaches and media panels

CONFERENCE SUCCESS

Kansas entered conference play having won 18 of the 22 Big 12 regular-season titles (includes ties), including the last 14, which is an NCAA record. Kansas' 61 conference titles are the most in NCAA Division I. Kentucky is second with 54 and Penn third at 37. KU's 14-straight league titles, all under head coach Bill Self, is the longest active streak in NCAA Division I and the longest streak in school history.

CONSECUTIVE REG. SEASON TITLES

#	TEAM	CONFERENCE	SEASONS
14	KANSAS	Big 12	2005-18
13	UCLA	PAC-10	1967-79
11	Gonzaga	West Coast	2001-11
10	Connecticut	Yankee	1951-60

KU SIGNS TWO IN EARLY SIGNING PERIOD

Combo guards Issac "Mackey" McBride and Christian Braun signed a National Letter of Intent to play men's basketball at Kansas, KU coach Bill Self announced Nov. 14.

A 6-foot-1, 180-pound guard from Little Rock, Arkansas, McBride has rewritten the record book at Baptist Preparatory School. In guiding Baptist Prep to three-straight state championships, McBride set the school's single-season scoring record with 707 points his sophomore year in 2016-17. As a junior, he broke his own mark by scoring 883 points in 2017-18, which included a school-record 46-point game. In that, McBride averaged 24.5 points, 4.0 rebounds, 2.5 assists and 1.6 steals per game in 2017-18.


McBride is a two-time all-state selection and was the most valuable player of the last two state tournaments his sophomore and junior seasons. A four-star recruit who is ranked 109 by Rivals.com, McBride is the highest-ranked player in the state of Arkansas. He plays AAU basketball for the Arkansas Hawks.

Originally from Burlington, Kansas, Braun (6-foot-6, 180 pounds) moved to Overland Park, Kansas, his freshman year high school and has won back-to-back 6A state championships his sophomore and junior seasons at Blue Valley Northwest High School. A four-star prospect who is ranked No. 112 by Rivals.com, last year Braun averaged 14.2 points, 5.1 rebounds and 3.1 assists as a junior at Blue Valley Northwest. Braun plays for MoKan on the AAU circuit.

WHAT TO LOOK FOR IN 2018-19

- Senior G Lagerald Vick has 1,100 career points, which is 46th on the KU all-time scoring list. Vick is 28 points from 45th place (Wayne Hightower; 1,128 from 1960-61).
- Vick has 167 career 3-pointers made which ranks 13th on the KU career list. He is 13 3-pointers from the top 10.
- Dedric Lawson is making his mark on the KU record books, now with 16 double-doubles as a Jayhawk. That figure ranks tied for ninth on the school's all-time single-season list. Thomas Robinson holds the single-season record with 27 double-doubles during the 2012 season.
- Lawson has also pulled down 893 career rebounds (624 at Memphis and 269 at Kansas) in 91 games, a mark that ranks him 16th on the NCAA DI active list. He is the only active player in the top 20 to have 800-plus rebounds in under 100 career games.
- Lawson's 9.9 career-rebound average is second on the NCAA Division I active players' list.
- Kansas is three victories shy from winning its 1,100th conference game. All-time, the Jayhawks are 1,097-366 in league play, including 310-66 in the Big 12 era which started in 1996-97.
- The Jayhawks have featured the Big 12's Player of the Year each of the last two seasons (Frank Mason III - 2017, Devonte' Graham - 2018). Since the league's inception in 1996-97, no team has featured the conference player of the year in three-consecutive seasons.
- KU will look to feature a consensus First Team All-American for the third-straight year, something that has not occurred in the program since 1922-25. Since 1990, only six NCAA DI programs have boasted a consensus First Team AA in three-straight seasons.


JAYHAWKS IN THE NBA



CHECK DIALLO
6-9 | 220 | New Orleans | KU from 2015-16

2018-19 STATS			
PPG	RPG	BLKPG	PER
4.5	3.8	0.5	16.64


CAREER		
PPG	RPG	BLKPG
4.8	4.0	0.5



MARKIEFF MORRIS
6-9 | 235 | Oklahoma City | KU from 2009-11

2018-19 STATS			
PPG	RPG	BLKPG	PER
11.5	5.1	0.6	12.34

CAREER		
PPG	RPG	BLKPG
11.8	5.6	0.6



JOEL EMBIID
7-0 | 250 | Philadelphia | KU from 2013-14

2018-19 STATS			
PPG	RPG	BLKPG	PER
27.3	13.5	1.9	25.53


CAREER		
PPG	RPG	BLKPG
24.0	11.2	2.0



SVI MYKHAILIUK
6-8 | 205 | Detroit | KU from 2015-18

2018-19 STATS			
PPG	APG	RPG	PER
3.3	0.9	0.9	5.94


CAREER		
PPG	APG	RPG
3.3	0.9	0.9



DEVONTE' GRAHAM
6-2 | 185 | Charlotte | KU from 2015-18

2018-19 STATS			
PPG	APG	RPG	PER
4.4	2.2	1.2	10.72

CAREER		
PPG	APG	RPG
4.4	2.2	1.1



KELLY OUBRE JR.
6-7 | 205 | Phoenix | KU from 2014-15

2018-19 STATS			
PPG	APG	RPG	PER
14.1	1.1	4.5	14.62


CAREER		
PPG	APG	RPG
8.9	0.8	3.6



JOSH JACKSON
6-8 | 200 | Phoenix | KU from 2016-17

2018-19 STATS			
PPG	APG	RPG	PER
11.2	2.3	4.2	10.78

CAREER		
PPG	APG	RPG
12.3	1.9	4.4



WAYNE SELDEN JR.
6-5 | 230 | Chicago | KU from 2013-16

2018-19 STATS			
PPG	APG	RPG	PER
6.1	1.3	1.6	8.32

CAREER		
PPG	APG	RPG
7.1	1.4	1.5



FRANK MASON III
5-11 | 190 | Sacramento | KU from 2014-17

2018-19 STATS			
PPG	APG	RPG	PER
4.9	2.4	1.1	12.79


CAREER		
PPG	APG	RPG
6.7	2.7	2.0



ANDREW WIGGINS
6-8 | 194 | Minnesota | KU from 2013-14

2018-19 STATS			
PPG	APG	RPG	PER
17.9	2.4	4.8	12.12

CAREER		
PPG	APG	RPG
19.5	2.1	4.2



MARCUS MORRIS
6-9 | 235 | Boston | KU from 2009-11

2018-19 STATS			
PPG	RPG	BLKPG	PER
14.5	6.1	0.3	15.78

CAREER		
PPG	RPG	BLKPG
11.5	4.5	0.3

PER or Player Efficiency Ranking is the overall rating of a player's per-minute statistical production. The league average is 15.00.

NBA JAYHAWKS SCHEDULE (FEB. 22-24)

FRIDAY, FEB 22				SATURDAY, FEB 23				SUNDAY, FEB 24			
Away	Home	Time (CT)	TV	Away	Home	Time (CT)	TV	Away	Home	Time (CT)	TV
Washington	Charlotte	6:00 PM		Portland	Philadelphia	12:00 PM					
New Orleans	Indiana	6:00 PM		Phoenix	Atlanta	6:00 PM					
Chicago	Orlando	6:00 PM		Brooklyn	Charlotte	6:00 PM					
Detroit	Atlanta	6:30 PM		Los Angeles	New Orleans	6:00 PM					
Minnesota	New York	6:30 PM		Detroit	Miami	6:30 PM					
Utah	Oklahoma City	8:30 PM	ESPN	Boston	Chicago	7:00 PM					
				Sacramento	Oklahoma City	7:00 PM					
				Minnesota	Milwaukee	7:30 PM					



JAYHAWKS CURRENTLY IN THE NBA (11)

PLAYER	YEARS AT KU	NBA SEASON	CURRENT TEAM
Check Diallo	2015-16	3rd	New Orleans
Joel Embiid	2013-14	4th	Philadelphia
Devonte' Graham	2015-18	1st	Charlotte
Josh Jackson	2016-17	2nd	Phoenix
Frank Mason III	2014-17	2nd	Sacramento
Marcus Morris	2009-11	8th	Boston
Markieff Morris	2009-11	8th	Oklahoma City
Svi Mykhailiuk	2015-18	1st	Detroit
Kelly Oubre Jr.	2014-15	4th	Phoenix
Wayne Selden Jr.	2013-16	3rd	Chicago
Andrew Wiggins	2013-14	5th	Minnesota

JAYHAWKS IN THE NBA DRAFT (Bill Self era)

YEAR	PLAYER	ROUND / OVERALL	TEAM
2005	Wayne Simien	1st / 29th	Miami
2007	Julian Wright *	1st / 13th	New Orleans
2008	Brandon Rush *	1st / 13th	Portland
2008	Darrell Arthur	1st / 27th	New Orleans
2008	Mario Chalmers	2nd / 34th	Minnesota
2008	Darnell Jackson	2nd / 52nd	Miami
2008	Sasha Kaun	2nd / 56th	Seattle
2010	Xavier Henry *	1st / 12th	Memphis
2010	Cole Aldrich *	1st / 11th	New Orleans
2011	Marcus Morris *	1st / 13th	Houston
2011	Markieff Morris *	1st / 14th	Phoenix
2011	Josh Selby	2nd / 49th	Memphis
2012	Thomas Robinson *	1st / 5th	Sacramento
2012	Tyshawn Taylor	2nd / 41st	Portland
2013	Ben McLemore *	1st / 7th	Sacramento
2013	Jeff Withey	2nd / 39th	Portland
2014	Andrew Wiggins *	1st / 1st	Cleveland
2014	Joel Embiid *	1st / 3rd	Philadelphia
2015	Kelly Oubre Jr.	1st / 15th	Atlanta
2016	Check Diallo	2nd / 33rd	New Orleans
2017	Josh Jackson *	1st / 4th	Phoenix
2017	Frank Mason III	2nd / 34th	Sacramento
2018	Devonte' Graham	2nd / 34th	Charlotte
2018	Svi Mykhailiuk	2nd / 47th	Los Angeles

* - lottery pick (top 14)

QUICK FACTS - JAYHAWKS IN THE NBA

- 74 Jayhawks have competed at the NBA level, including 28 who were coached by **Bill Self** at KU and 12 currently in the league.
- **Bill Self** has coached 24 NBA Draft picks at KU, including 10 lottery picks.
- 33 Jayhawks have been picked in the first round of the NBA Draft.
- 12 Jayhawks have won 18 NBA titles, most recently Sasha Kaun with the 2015-16 Cleveland Cavaliers.
- Three Jayhawks have earned NBA Finals MVP honors: **Wilt Chamberlain** (1972, L.A. Lakers), **Jo Jo White** (1976, Boston) and **Paul Pierce** (2008, Boston).
- **Wilt Chamberlain** earned NBA MVP honors four times (1960, 1966, 1967, 1968) in his 15-year NBA career.
- 16 Jayhawks have had NBA careers lasting 10 seasons or longer.



BILL SELF

HEAD COACH

Oklahoma State '85
16th Season at Kansas
26th Season Overall

Family: Cindy (wife), Lauren (daughter),
Tyler (son), Ella (granddaughter)

CAREER RECORD // YEAR-BY-YEAR

YEAR	OVERALL W-L / %	CONF. W-L / %	NOTE
ORAL ROBERTS (1993-97)			
1993-94	6-21 .222	- -	None
1994-95	10-17 .370	- -	None
1995-96	18-9 .667	- -	None
1996-97	21-7 .750	- -	NIT
TULSA (1997-2000)			
1997-98	19-12 .613	9-5 .643	3rd WAC
1998-99	23-10 .697	9-5 .643	t-1st WAC / NCAA Rnd of 32
1999-00	32-5 .865	12-2 .857	1st WAC / NCAA Elite Eight
ILLINOIS (2000-03)			
2000-01	27-8 .771	13-3 .813	t-1st Big Ten / NCAA Elite Eight
2001-02	26-9 .743	11-5 .688	t-1st Big Ten / NCAA Sweet 16
2002-03	25-7 .781	11-5 .688	* 2nd Big Ten / NCAA Rnd of 32
KANSAS (2003-present)			
2003-04	24-9 .727	12-4 .750	2nd Big 12 / NCAA Elite Eight
2004-05	23-7 .767	12-4 .750	t-1st Big 12 / NCAA Rnd of 64
2005-06	25-8 .758	13-3 .813	* t-1st Big 12 / NCAA Rnd of 64
2006-07	33-5 .868	14-2 .875	* 1st Big 12 / NCAA Elite Eight
2007-08	37-3 .925	13-3 .813	* t-1st Big 12 / NCAA Champions
2008-09	27-8 .771	14-2 .875	1st Big 12 / NCAA Sweet 16
2009-10	33-3 .917	15-1 .938	* 1st Big 12 / NCAA Rnd of 32
2010-11	35-3 .921	14-2 .875	* 1st Big 12 / NCAA Elite Eight
2011-12	32-7 .821	16-2 .889	1st Big 12 / NCAA Runner-Up
2012-13	31-6 .838	14-4 .778	* t-1st Big 12 / NCAA Sweet 16
2013-14	25-10 .714	14-4 .778	1st Big 12 / NCAA Rnd of 32
2014-15	27-9 .750	13-5 .722	1st Big 12 / NCAA Rnd of 32
2015-16	33-5 .868	15-3 .833	* 1st Big 12 / NCAA Elite Eight
2016-17	31-5 .861	16-2 .889	1st Big 12 / NCAA Elite Eight
2017-18	31-8 .795	13-5 .722	* 1st Big 12 / NCAA Final Four
2018-19	20-6 .769	9-4 .692	
TOTAL	674-207 .765	282 - 75 .790	
KANSAS	467-102 .821	216 - 50 .812	22 Big 12 titles (14 reg. season, 8 tourney)
ILLINOIS	78-24 .765	35-13 .729	Three Big Ten titles (2 reg. season, 1 tourney)
TULSA	74-27 .733	30-12 .714	Two WAC titles / 4-2 NCAA tourney record
ORU	55-54 .505	- -	

* - won conference tournament

Note - Oral Roberts was independent during Self's tenure, so all games played at ORU were nonconference.

KANSAS RECORD // HOME-ROAD-NEUTRAL

	W	L	%
HOME (AFH) AT KU	248	13	.950
HOME (SPRINT CENTER) AT KU *	9	3	.750
ROAD AT KU	108	53	.671
NEUTRAL AT KU	102	33	.756
TOTAL	467	102	.821

* Since 2007-08, regular-season games played at Sprint Center on the KU season-ticket package are considered home games.

In Conference Tournament (at Kansas)39-12 (30-7)
In NCAA Tournament (at Kansas) 47-19 (37-14)
In Postseason Play (at Kansas) 86-31 (67-21)
In Overtime (at Kansas) 30-13 (23-9)

NATIONAL CHAMPION

2008



CONFERENCE CHAMPION

18 REGULAR SEASON TITLES
9 TOURNAY TITLES

HALL OF FAME CLASS OF 2017 INDUCTEE



TROPHY CASE

- **NCAA Championship title** (2008)
- **NCAA Final Four** (2008, 2012, 2018)
- **18 Regular Season Conference Titles:** 2 at Tulsa (1999, 2000); 2 at Illinois (2001, 2002); 14 at Kansas (2005, 2006, 2007, 2008, 2009, 2010, 2011, 2012, 2013, 2014, 2015, 2016, 2017, 2018)
- **9 Conference Tournament Titles:** 1 at Illinois (2003); 8 at Kansas (2006, 2007, 2008, 2010, 2011, 2013, 2016, 2018)

CAREER HONORS

- **Naismith Memorial Basketball Hall of Fame**
Class of 2017 inductee
- **National Coach of the Year** - 2000 (*Sporting News*; Wooden), 2009 (Yahoo! Sports; *Sporting News*; Athlon Sports; CBSSports.com; USBWA; AP; CBS/Chevrolet; ESPN.com), 2012 (*Sporting News*; Adolph Rupp; Naismith), 2016 (AP, Bleacher Report, *USA Today*)
- **Conference Coach of the Year** - 2000 (WAC), 2006 (Big 12), 2009 (Big 12), 2011 (Big 12), 2012 (co-Big 12), 2015 (Big 12 by AP), 2016 (Big 12 by AP), 2017 (Big 12), 2018 (co-Big 12 and AP)
- **Wooden Award "Legends of Coaching"** - 2013
- **Oklahoma Sports Hall of Fame** - 2013 induction
- **Wayman Tisdale Humanitarian Award** (USBWA) - 2014
- **Mannie Jackson - Basketball's Human Spirit Award** (Naismith Hall of Fame) - 2015
- **Winged Foot Award** (for national champion coach) - 2008
- **Naismith Coach of the Year Finalist** (Atlanta Tipoff Club) - 2000, 2001, 2002, 2003, 2009, 2012, 2017

NOTES

- Bill Self was named the eighth coach in Kansas basketball history on April 21, 2003.
- In September 2017, Self was inducted into the Naismith Memorial Basketball Hall of Fame in Springfield, Massachusetts.
- Self won his 600th career game on Dec. 6, 2016, with KU's 105-62 win against UMKC. He became the 46th coach in NCAA Division I to accomplish the feat and the ninth fastest.
- While at Kansas, Self has won a national championship, a KU- and NCAA-record 14-straight regular-season Big 12 Conference titles and eight league tournament championships.
- At Kansas, Self has won more regular-season league titles (14) than he has home losses (13) in Allen Fieldhouse. With KU's win versus Siena (11/18/16), Self became the winningest coach in Allen Fieldhouse, posting his 207th victory in the venue.
- In his first trip to the Final Four in 2008, Self's team won the title. Self is one of 11 active coaches in NCAA Division I to have won a national title. Kansas' 14-straight conference titles (2005-18) is the longest streak in NCAA Division I history.
- In Self's first 15 seasons at Kansas, he has coached 11 NBA Lottery selections including Andrew Wiggins and Joel Embiid, the No. 1 and No. 3 overall selections in the 2014 NBA Draft. Wiggins was the second-ever Jayhawk to go No. 1 with the other being Danny Manning in 1988.
- Self has guided his teams to 20-straight 23-win seasons dating back to 1998-99.
- Self's teams have won 18 league crowns in the last 20 years, including the 2018 title. The other two seasons resulted in runner-up conference finishes.
- Kansas' four-straight 30-win seasons from 2009-10 to 2012-13 are the most consecutive 30-win seasons in NCAA history (note: Memphis did it from 2006-09 yet later vacated the 2008 season).
- Self was the head coach for Team USA's U18 team that competed and won gold at the 2018 FIBA Americas Championship held in St. Catherines, Canada, in the summer of 2018.
- Self is one of five coaches in NCAA Division I history to have led three different teams - Tulsa, Illinois and Kansas - to the NCAA Elite Eight, including seven times with KU (2004-07-08-11-12-16-17). The other coaches are: Gene Bartow, John Calipari, Rick Pitino and Eddie Sutton.
- A 1985 graduate of Oklahoma State, Self began his coaching career as a graduate assistant at Kansas in 1985-86 under head coach Larry Brown. He then returned to his alma mater as an assistant for seven seasons under coaches Leonard Hamilton and Eddie Sutton. His first head coaching job was at Oral Roberts in 1993-94, then Tulsa (1997-98), Illinois (2000-03) and Kansas (2003-present).

MARCUS GARRETT

Sophomore • Guard • 6-5 • 195 • Dallas, Texas • Skyline HS

SEASON STATS

PPG	RPG	APG	FG%	3FG%	FT%
7.2	3.6	2.4	40%	23%	60%

LAST GAME AT TEXAS (1.29.19)

MIN	PTS	REBS	ASTS	BLKS	STLS
26	2	5	1	0	0

2017-18: Pulled down five or more rebounds in 12 games ... Had 12 games with multiple steals in 2017-18 ... Scored in double figures five times ... Recorded two double-doubles ... Had seven starts with six in Big 12 play ... Had a season-high 13 points vs. Texas Southern (11/21) ... co-Big 12 Newcomer of the Week (11/7) ... 2017 Texas HS Gatorade Player of the Year.



CAREER HONORS

Co-Big 12 Newcomer of the Week (11.13.17)

CAREER HIGHS

Points	20	vs. Texas (1.14.19)
Field Goals	8	vs. Iowa State (1.21.19) vs. Texas (1.14.19)
Field Goal Att.	13	vs. Marquette (11.21.18)
3PT Field Goals	3	vs. Texas (1.14.19) vs. Texas Southern (11.21.17)
3PT Field Goal Att.	5	vs. Texas Southern (11.21.17)
Free Throws	7	at Arizona State (12.22.18)
Free Throw Att.	8	at Arizona State (12.22.18) vs. Baylor (1.20.18)
Rebounds	11	vs. Texas Southern (11.21.17)
Assists	5	3x, last vs. Oklahoma (1.2.19)
Blocks	2	vs. Marquette (11.21.18) vs. Texas Southern (11.21.17)
Steals	6	at West Virginia (1.19.19)
Minutes	39	vs. Iowa State (1.21.19)

MISCELLANEOUS

	FR	SO	CAREER
Double-Doubles	2	-	2
10+ Points	5	5	10
20+ Points	0	1	1
5+ Rebounds	12	7	19
10+ Rebounds	2	-	2
5+ Assists	0	3	3
2+ 3PT Field Goals	2	2	4
2+ Steals	12	10	22
2+ Blocks	1	1	2
Led Team in Pts.	0	1	1
Led Team in Rebs.	4	-	4
Led Team in Assists	0	5	5
Led Team in Steals	8	8	16
Led Team in Blocks	2	5	7

2018-19 GAME-BY-GAME

OPPONENT (Date)	MP	FG-A	PCT	3PT-A	PCT	FT-A	PCT	O-D-T	PF	A	TO	BLK	ST	TP
vs. Michigan State (11.6)	14	1-3	.333	0-0	---	2-2	1.000	0-1-1	4	2	0	0	0	4
VERMONT (11.12)	26	1-6	.167	0-1	.000	2-2	1.000	1-4-5	1	3	0	0	2	4
LOUISIANA (11.16)	24	1-3	.333	0-2	.000	4-6	.667	1-1-2	0	5	2	0	1	6
vs. Marquette (11.21)	28	4-13	.308	1-3	.333	2-5	.400	1-2-3	0	0	0	2	1	11
vs. Tennessee (11.23)	DNP - INJURED													
STANFORD (12.1)	33	2-5	.400	0-0	---	0-0	---	0-1-1	0	1	2	0	4	4
*WOFFORD (12.4)	30	2-6	.333	1-4	.250	2-3	.667	0-7-7	1	3	0	1	2	7
*NEW MEXICO STATE (12.8)	31	4-7	.571	2-4	.500	0-2	.000	1-2-3	3	2	1	0	0	10
*VILLANOVA (12.15)	37	0-4	.000	0-2	.000	1-2	.500	3-1-4	1	3	1	1	4	1
*SOUTH DAKOTA (12.18)	29	3-4	.750	0-1	.000	1-2	.500	0-5-5	0	5	0	0	3	7
*at Arizona State (12.22)	22	0-5	.000	0-1	.000	7-8	.875	3-3-6	3	1	1	0	1	7
EASTERN MICHIGAN (12.29)	18	0-2	.000	0-2	.000	1-2	.500	0-4-4	1	3	3	0	0	1
OKLAHOMA (1.2)	28	1-3	.333	0-1	.000	3-4	.750	0-1-1	2	5	1	0	1	5
*at Iowa State (1.5)	30	4-8	.500	0-1	.000	0-0	---	2-2-4	1	0	1	0	0	8
*TCU (1.9)	35	3-8	.375	0-0	---	2-3	.667	1-3-4	1	3	0	0	2	8
*at Baylor (1.12)	25	1-2	.500	0-0	---	2-4	.500	1-2-3	4	4	2	1	0	4
*TEXAS (1.14)	35	8-11	.727	3-4	.750	1-4	.250	0-2-2	2	3	2	1	3	20
*at West Virginia (1.19)	34	6-12	.500	0-2	.000	3-4	.750	0-2-2	4	3	1	0	6	15
*IOWA STATE (1.21)	39	8-12	.667	0-0	---	0-3	.000	1-4-5	2	0	2	1	3	16
*at Kentucky (1.26)	32	1-9	.111	0-2	.000	2-2	1.000	1-4-5	4	0	3	1	2	4
*at Texas (1.29)	26	1-4	.250	0-1	.000	0-0	---	2-3-5	2	1	1	0	0	2
TEXAS TECH (2.2)	DNP -- INJURED													
at Kansas State (2.5)	DNP -- INJURED													
OKLAHOMA STATE (2.9)	DNP -- INJURED													
at TCU (2.11)	DNP -- INJURED													
WEST VIRGINIA (2.16)	DNP -- INJURED													
at Texas Tech (2.23)	DNP -- INJURED													
KANSAS STATE (2.25)	DNP -- INJURED													
at Oklahoma State (3.2)	DNP -- INJURED													
at Oklahoma (3.5)	DNP -- INJURED													
BAYLOR (3.9)	DNP -- INJURED													
TOTAL	576	51-127	.402	7-31	.226	35-58	.603	18-54-72	36	47	23	8	35	144

^ Starter

CAREER YEAR-BY-YEAR STATISTICS

SEASON	GP	GS	MIN	AVG	FG	FGA	PCT	3FG	3FGA	PCT	FT	FTA	PCT	OFF	DEF	TOT	AVG	PF	FO	AST	TO	BLK	STL	PTS	AVG
2017-18	39	7	748	19.2	62	136	.456	12	45	.267	25	51	.490	36	95	131	3.4	60	0	44	30	8	35	161	4.1
2018-19	20	13	576	28.8	51	127	.402	7	31	.226	35	58	.603	18	54	72	3.6	36	0	47	23	8	35	144	7.2
TOTAL	59	20	1324	22.4	113	263	.430	19	76	.250	60	109	.550	54	149	203	3.4	96	0	91	53	16	70	305	5.2

BIG 12 ONLY YEAR-BY-YEAR STATISTICS

SEASON	GP	GS	MIN	AVG	FG	FGA	PCT	3FG	3FGA	PCT	FT	FTA	PCT	OFF	DEF	TOT	AVG	PF	FO	AST	TO	BLK	STL	PTS	AVG
2017-18	18	6	347	19.3	32	62	.516	6	17	.353	12	26	.462	16	34	50	2.8	24	0	17	13	2	13	82	4.6
2018-19	8	7	252	31.5	32	60	.533	3	9	.333	11	22	.500	7	19	26	3.3	18	0	19	10	3	15	78	9.8
TOTAL	26	13	599	23.0	64	122	.525	9	26	.346	23	48	.479	23	53	76	2.9	42	0	36	23	5	28	160	6.2



DEDRIC LAWSON (DEE-drick)

RS-Junior • Forward • 6-9 • 235 • Memphis, Tenn. • Hamilton HS • Memphis

SEASON STATS

PPG	RPG	APG	FG%	3FG%	FT%
19.2	10.3	1.9	51%	36%	77%

LAST GAME VS. WEST VIRGINIA (2.16.19)

MIN	PTS	REBS	ASTS	BLKS	STLS
32	14	4	2	0	1

A transfer from Memphis who sat out the 2017-18 season due to NCAA rules ... Has two years of eligibility remaining beginning in the 2018-19 season ... A double-double machine having 36 in two seasons while at Memphis (17 as a freshman and 19 as a sophomore) ... Led Memphis in scoring both his freshman and sophomore seasons.

CAREER HONORS

- Naismith Trophy Midseason Team (1 of 30)
- Karl Malone Power Forward of the Year Award Watch List (1 of 10)
- Oscar Robertson Trophy Final Midseason Watch List (1 of 12)
- The Sporting News Midseason All-America First Team
- Wooden Award Midseason Watch List (1 of 25)
- 3x Big 12 Player of the Week (11.12, 11.26, 12.26)
- 5x Big 12 Newcomer of the Week (12.2, 12.17, 1.14, 1.28, 2.11)
- Oscar Robertson Midseason Watch List (1 of 20)
- NIT Season Tip-Off Most Valuable Player
- Wooden Award Preseason Watch List (1 of 50)
- NABC Player of the Year candidate (1 of 20)
- Preseason Associated Press All-America
- Karl Malone Power Forward of the Year Award Candidate (1 of 20)
- Preseason All-Big 12 First Team

AT MEMPHIS: All-American Athletic Conference First Team [2016-17]; NABC All-District Team [2016-17]; Collegiansider.com Freshman All-America Team [2016]; American Athletic Conference Rookie of the Year [2015-16]; NABC All-District Team [2015-16]; American Athletic Conference All-Tournament Team [2016]; All-American Athletic Conference Second Team [2015-16]

CAREER HIGHS (*AT MEMPHIS)

Points	*35	vs. Iowa (11.26.16)
Field Goals	*15	vs. Iowa (11.26.16)
Field Goal Att.	*22	2x, last vs. Temple (2.12.17)
3PT Field Goals	*4	at Tulsa (1.11.17)
3PT Attempts	*9	at Tulsa (1.11.17)
Free Throws	*14	at UCF (2.4.17)
Free Throw Att.	*14	at UCF (2.4.17)
Rebounds	*16	at Tulane (2.13.16)
Assists	*8	vs. So. Carolina (12.30.16)
Blocks	*8	vs. UAB (12.10.16)
Steals	5	at Baylor (1.12.19)
Minutes	41	vs. Tennessee (11.23.18)

MISCELLANEOUS (*AT MEMPHIS)

	*FR	*SO	R-JR	CAREER
Double-Doubles	17	19	16	52
10+ Points	26	30	24	80
20+ Points	11	15	13	39
30+ Points	-	1	2	3
5+ Rebounds	28	32	23	84
10+ Rebounds	19	20	16	55
3+ Assists	17	18	7	42
2+ 3PT Field Goals	8	8	7	23
2+ Steals	10	13	8	31
2+ Blocks	14	17	8	40
Led Team in Pts.	14	16	12	42
Led Team in Rebs.	21	19	19	49
Led Team in Assists	10	7	5	22
Led Team in Steals	5	10	4	19
Led Team in Blocks	15	25	13	53

2018-19 GAME-BY-GAME

OPPONENT (Date)	MP	FG-A	PCT	3PT-A	PCT	FT-A	PCT	O-D-T	PF	A	TO	BLK	ST	TP
*vs. Michigan State (11.6)	38	5-18	.278	0-2	.000	10-12	.833	4-10-14	2	6	2	2	2	20
*VERMONT (11.12)	19	0-6	.000	0-0	---	0-0	---	1-6-7	4	2	3	0	1	0
*LOUISIANA (11.16)	27	6-11	.545	0-1	.000	7-10	.700	4-2-6	3	3	5	0	1	19
*vs. Marquette (11.21)	33	9-16	.563	1-1	1.000	7-7	1.000	4-8-12	3	3	1	2	0	26
*vs. Tennessee (11.23)	41	9-16	.563	0-2	.000	6-11	.545	5-8-13	3	5	2	0	1	24
*STANFORD (12.1)	36	7-16	.438	0-1	.000	10-11	.909	4-11-15	5	2	2	0	2	24
*WOFFORD (12.4)	35	10-17	.588	0-4	.000	0-0	---	2-6-8	2	1	1	3	2	20
*NEW MEXICO STATE (12.8)	31	8-15	.533	1-2	.500	3-5	.600	5-5-10	0	1	2	1	1	20
*VILLANOVA (12.15)	38	10-15	.667	1-2	.500	7-9	.778	2-10-12	4	1	0	0	0	28
*SOUTH DAKOTA (12.18)	26	7-11	.636	0-3	.000	2-2	1.000	2-12-14	3	0	3	1	3	16
*at Arizona State (12.22)	31	12-15	.800	1-2	.500	5-5	1.000	2-12-14	4	1	2	1	0	30
*EASTERN MICHIGAN (12.29)	22	2-8	.250	0-0	---	4-4	1.000	2-2-4	4	5	1	0	0	8
*OKLAHOMA (1.2)	37	6-17	.353	0-3	.000	1-1	1.000	4-11-15	2	1	1	3	0	13
*at Iowa State (1.5)	32	5-11	.455	0-1	.000	3-6	.500	2-10-12	3	3	6	1	0	13
*TCU (1.9)	35	10-19	.526	2-4	.500	9-13	.692	6-8-14	1	0	3	0	3	31
*at Baylor (1.12)	32	7-12	.583	0-0	---	3-6	.500	1-2-3	2	1	4	5	5	17
*TEXAS (1.14)	26	6-8	.750	0-0	---	5-8	.625	0-8-8	3	0	0	0	0	17
*at West Virginia (1.19)	34	5-11	.455	0-1	.000	5-6	.833	4-7-11	1	0	3	1	1	15
*IOWA STATE (2.1)	38	13-17	.765	2-2	1.000	1-2	.500	7-8-15	3	1	4	1	0	29
*at Kentucky (1.26)	39	7-18	.389	2-3	.667	4-4	1.000	4-11-15	4	2	1	1	1	20
*at Texas (1.29)	34	4-15	.267	1-5	.200	4-4	1.000	1-6-7	2	1	2	2	3	13
*TEXAS TECH (2.2)	28	9-14	.643	3-3	1.000	4-5	.800	2-8-10	5	0	0	2	0	25
*at Kansas State (2.5)	40	6-15	.400	1-5	.200	5-6	.833	3-6-9	4	1	4	2	2	18
*OKLAHOMA STATE (2.9)	39	10-17	.588	3-6	.500	2-2	1.000	2-5-7	2	5	2	0	1	25
*at TCU (2.11)	35	6-16	.375	2-5	.400	0-1	.000	5-5-10	5	2	5	0	0	14
*WEST VIRGINIA (2.16)	32	4-8	.500	2-3	.667	4-4	1.000	0-4-4	0	2	1	0	1	14
at Texas Tech (2.23)														
KANSAS STATE (2.25)														
at Oklahoma State (3.2)														
at Oklahoma (3.5)														
BAYLOR (3.9)														
TOTAL	858	183-362	.506	22-61	.361	111-144	.771	78-191-269	74	49	60	28	30	499

* Starter

CAREER YEAR-BY-YEAR STATISTICS (*AT MEMPHIS)

SEASON	GP	GS	MIN	AVG	FG	FGA	PCT	3FG	3FGA	PCT	FT	FTA	PCT	OFF	DEF	TOT	AVG	PF	FO	AST	TO	BLK	STL	PTS	AVG
2015-16*	33	32	1062	32.2	182	445	.409	28	80	.350	129	182	.709	104	203	307	9.3	86	2	84	104	55	39	521	15.8
2016-17*	32	32	1104	34.5	216	469	.461	30	111	.270	152	205	.741	92	225	317	9.9	81	1	105	76	68	41	614	19.2
2018-19	26	26	858	33.0	183	362	.506	22	61	.361	111	144	.771	78	191	269	10.3	74	3	49	60	28	30	499	19.2
TOTAL	91	90	3024	33.2	581	1276	.455	80	252	.317	392	531	.738	274	619	893	9.8	241	6	238	240	151	110	1634	18.0

BIG 12 ONLY YEAR-BY-YEAR STATISTICS

SEASON	GP	GS	MIN	AVG	FG	FGA	PCT	3FG	3FGA	PCT	FT	FTA	PCT	OFF	DEF	TOT	AVG	PF	FO	AST	TO	BLK	STL	PTS	AVG
2018-19	13	13	442	34.0	91	180	.506	16	38	.421	46	64	.719	37	88	125	9.6	33	2	17	35	17	16	244	18.8
TOTAL	13	13	442	34.0	91	180	.506	16	38	.421	46	64	.719	37	88	125	9.6	33	2	17	35	17	16	244	18.8

CHARLIE MOORE

RS-Sophomore • Guard • 5-11 • 180 • Chicago, Ill. • Morgan Park HS • California

SEASON STATS

PPG	RPG	APG	FG%	3FG%	FT%
3.1	1.0	1.3	28%	24%	71%

LAST GAME VS. WEST VIRGINIA (2.16.19)

MIN	PTS	REBS	ASTS	BLKS	STLS
13	2	0	2	0	0



A transfer from California following the 2016-17 season ... Sat out 2017-18 due to transfer rules ... One of 28 invited to tryout for the USA Basketball U19 team in the summer of 2017 ... Started all 34 games while at California during his freshman year in 2016-17 ... Averaged 28.8 minutes, 12.2 points and 3.5 assists while at California ... Scored 10 or more points in 22 games, including four 20-point efforts his freshman year at California.

CAREER HONORS

Pac-12 All-Freshman Honorable Mention [2016-17]
 Pac-12 Player of the Week [11.21.16]

CAREER HIGHS (*AT CALIFORNIA)

Points	*38	vs. UC Irvine (11.16.16)
Field Goals	*10	vs. UC Irvine (11.16.16)
Field Goal Att.	*20	vs. UC Irvine (11.16.16)
3PT Field Goals	6	vs. South Dakota (12.18.18)
3-Point Att.	9	vs. South Dakota (12.18.18)
Free Throws	*15	vs. UC Irvine (11.16.16)
Free Throw Att.	*17	vs. UC Irvine (11.16.16)
Rebounds	*6	vs. Oregon State (2.24.17)
	*6	at Oregon (1.19.17)
Assists	*8	vs. Colorado (2.5.17)
	*8	vs. Stanford (1.29.17)
Blocks	1	vs. Wofford (12.4.18)
Steals	*4	vs. UC Davis (12.10.16)
Minutes	*41	vs. Utah (2.2.17)

MISCELLANEOUS (*AT CALIFORNIA)

	*FR	R-SO	CAREER
Double-Doubles	-	-	0
10+ Points	22	1	23
20+ Points	4	-	4
5+ Rebounds	2	-	2
5+ Assists	9	1	10
10+ Assists	-	-	0
2+ 3PT Field Goals	11	3	14
2+ Steals	8	4	12
2+ Blocks	-	-	0
Led Team in Pts.	6	1	7
Led Team in Rebs.	1	-	1
Led Team in Assists	21	1	22
Led Team in Steals	14	2	16
Led Team in Blocks	0	-	0

2018-19 GAME-BY-GAME

OPPONENT (Date)	MP	FG-A	PCT	3PT-A	PCT	FT-A	PCT	O-D-T	PF	A	TO	BLK	ST	TP
vs. Michigan State (11.6)	11	0-1	.000	0-1	.000	1-2	.500	2-1-3	3	0	0	0	0	1
VERMONT (11.12)	21	3-6	.500	1-3	.333	0-0	---	0-1-1	2	2	0	0	1	7
LOUISIANA (11.16)	21	0-5	.000	0-3	.000	0-0	---	0-4-4	2	3	1	0	0	0
vs. Marquette (11.21)	14	0-0	---	0-0	---	0-0	---	0-1-1	0	0	0	0	1	0
vs. Tennessee (11.25)	32	3-10	.300	1-4	.250	2-2	1.000	0-1-1	1	2	1	0	0	9
STANFORD (12.1)	16	0-1	.000	0-1	.000	3-4	.750	0-0-0	2	3	0	0	0	3
WOFFORD (12.4)	16	2-8	.250	0-5	.000	0-0	---	0-0-0	1	0	0	1	0	4
*NEW MEXICO STATE (12.8)	24	2-7	.286	1-5	.200	0-0	---	1-0-1	2	1	1	0	3	5
VILLANOVA (12.15)	17	0-1	.000	0-0	---	2-2	1.000	0-1-1	3	0	3	0	0	2
SOUTH DAKOTA (12.18)	21	6-9	.667	6-9	.667	0-0	---	0-0-0	1	4	1	0	2	18
at Arizona State (12.22)	16	1-5	.200	1-3	.333	0-0	---	0-1-1	1	0	2	0	2	3
EASTERN MICHIGAN (12.29)	13	2-4	.500	2-4	.500	0-0	---	0-0-0	2	1	3	0	1	6
OKLAHOMA (1.2)	13	0-4	.000	0-1	.000	2-4	.500	1-2-3	1	1	0	0	1	2
at Iowa State (1.5)	19	1-5	.200	0-2	.000	0-0	---	2-1-3	1	2	0	0	0	2
TCU (1.9)	4	0-3	.000	0-1	.000	0-0	---	0-0-0	0	1	0	0	1	0
at Baylor (1.12)	6	0-2	.000	0-1	.000	0-0	---	0-0-0	0	0	0	0	0	0
TEXAS (1.14)	3	0-1	.000	0-1	.000	0-0	---	0-0-0	0	0	0	0	0	0
at West Virginia (1.19)	3	0-1	.000	0-0	---	0-0	---	0-1-1	0	0	0	0	0	0
IOWA STATE (1.21)	2	0-0	---	0-0	---	0-0	---	0-0-0	0	0	0	0	1	0
at Kentucky (1.26)							DNP							
at Texas (1.29)	6	0-0	---	0-0	---	0-0	---	0-0-0	1	0	0	0	0	0
TEXAS TECH (2.2)	15	1-5	.200	0-3	.000	0-0	---	0-1-1	1	6	2	0	0	2
at Kansas State (2.5)	20	3-5	.600	2-4	.500	0-0	---	0-3-3	2	2	3	0	2	8
OKLAHOMA STATE (2.9)	13	2-7	.286	0-4	.000	0-0	---	0-0-0	0	1	0	0	1	4
at TCU (2.11)	13	0-3	.000	0-2	.000	0-0	---	0-1-1	1	1	2	0	1	0
WEST VIRGINIA (2.16)	13	1-4	.250	0-2	.000	0-0	---	0-0-0	0	2	2	0	0	2
at Texas Tech (2.23)														
KANSAS STATE (2.25)														
at Oklahoma State (3.2)														
at Oklahoma (3.5)														
BAYLOR (3.9)														
TOTAL	352	27-97	.278	14-59	.237	10-14	.714	6-19-25	27	32	21	1	17	78

^ Starter

CAREER YEAR-BY-YEAR STATISTICS (*AT CALIFORNIA)

SEASON	GP	GS	MIN	AVG	FG	FGA	PCT	3FG	3FGA	PCT	FT	FTA	PCT	OFF	DEF	TOT	AVG	PF	FO	AST	TO	BLK	STL	PTS	AVG		
2016-17*	34	34	980	28.8	135	348	.388	45	128	.352	99	131	.756	12	55	67	2.0	87	0	120	99	0	37	414	12.2		
2017-18																											
REDSHIRT SEASON																											
2018-19	25	1	352	14.1	27	97	.278	14	59	.237	10	14	.714	6	19	25	1.0	27	0	32	21	1	17	78	3.1		
TOTAL	59	35	1332	22.6	162	445	.364	59	187	.316	109	145	.752	18	74	92	1.6	114	0	152	120	1	54	492	8.3		

BIG 12 ONLY YEAR-BY-YEAR STATISTICS

SEASON	GP	GS	MIN	AVG	FG	FGA	PCT	3FG	3FGA	PCT	FT	FTA	PCT	OFF	DEF	TOT	AVG	PF	FO	AST	TO	BLK	STL	PTS	AVG
2018-19	13	0	130	10.0	8	40	.200	2	21	.095	2	4	.500	3	9	12	0.9	7	0	16	9	0	7	20	1.5
TOTAL	13	0	130	10.0	8	40	.200	2	21	.095	2	4	.500	3	9	12	0.9	7	0	16	9	0	7	20	1.5



QUENTIN GRIMES

Freshman • Guard • 6-5 • 210 • The Woodlands, Texas • College Park HS

SEASON STATS

PPG	RPG	APG	FG%	3FG%	FT%
7.7	2.3	1.8	38%	32%	58%

LAST GAME VS. WEST VIRGINIA (2.16.19)

MIN	PTS	REBS	ASTS	BLKS	STLS
22	4	2	2	0	2

A five-star combo guard who did the all-star game circuit following his senior year of high school ... Earned many high school All-American honors and was the state player of the year in Texas ... Ended up ranked No. 8 in the national recruiting rankings ... Has valuable USA Basketball experience, including a gold medal won in 2018 at the FIBA U18 Americas Championship, coached by Bill Self.

CAREER HONORS

- Big 12 Newcomer of the Week (11.12.18)
- Jerry West Shooting Guard of the Year Candidate (1 of 20)
- Preseason Big 12 Freshman of the Year
- Preseason All-Big 12 Honorable Mention

CAREER HIGHS

Points	21	vs. Michigan State (11.6.18)
Field Goals	7	at Iowa State (1.5.19)
Field Goal Att.	14	vs. Michigan State (11.6.18)
3PT Field Goals	6	at Iowa State (1.5.19)
3PT Field Goal Att.	10	vs. Michigan State (11.6.18)
Free Throws	6	vs. Eastern Michigan (12.29.18)
Free Throw Att.	6	vs. Eastern Michigan (12.29.18)
Rebounds	6	at Baylor (1.12.19)
Assists	10	vs. Vermont (11.12.18)
Blocks	2	at Baylor (1.12.19)
Steals	2	vs. Texas Tech (2.2.19)
Minutes	36	at TCU (2.11.19)

MISCELLANEOUS

	FRESHMAN/CAREER
Double-Doubles	1
10+ Points	7
20+ Points	1
5+ Rebounds	2
10+ Rebounds	-
3+ Assists	6
3+ 3PT Field Goals	3
2+ Steals	2
2+ Blocks	1
Led Team in Pts.	2
Led Team in Rebs.	1
Led Team in Assists	1
Led Team in Steals	1
Led Team in Blocks	1

2018-19 GAME-BY-GAME

OPPONENT (Date)	MP	FG-A	PCT	3PT-A	PCT	FT-A	PCT	O-D-T	PF	A	TO	BLK	ST	TP
^vs. Michigan State (11.6)	30	7-14	.500	6-10	.600	1-2	.500	0-1-1	3	4	1	0	1	21
^VERMONT (11.12)	31	4-8	.500	2-4	.500	0-0	---	1-2-3	4	10	3	0	0	10
^LOUISIANA (11.16)	31	2-7	.286	1-2	.500	1-1	1.000	1-1-2	2	3	1	0	1	6
^vs. Marquette (11.21)	26	0-3	.000	0-1	.000	3-4	.750	0-4-4	4	0	2	0	0	3
^vs. Tennessee (11.23)	21	1-4	.250	0-2	.000	3-6	.500	0-4-4	0	0	2	0	1	5
^STANFORD (12.1)	16	1-6	.167	0-3	.000	0-0	---	0-1-1	2	0	1	0	0	2
^WOFFORD (12.4)	32	6-10	.600	1-4	.250	1-2	.500	0-3-3	1	1	0	0	0	14
^NEW MEXICO STATE (12.8)	18	2-5	.400	1-3	.333	0-0	---	0-1-1	3	2	4	0	0	5
^VILLANOVA (12.15)	14	0-2	.000	0-1	.000	1-2	.500	0-0-0	3	1	3	0	0	1
^SOUTH DAKOTA (12.18)	21	3-9	.333	0-3	.000	0-1	.000	1-2-3	2	0	3	0	0	6
^at Arizona State (12.22)	31	4-12	.333	0-5	.000	0-0	---	2-0-2	1	3	2	1	0	8
^EASTERN MICHIGAN (12.29)	29	4-6	.667	2-4	.500	6-6	1.000	0-2-2	2	2	3	0	0	16
^OKLAHOMA (1.2)	35	6-11	.545	1-6	.167	1-3	.333	2-0-2	4	1	3	0	1	14
^at Iowa State (1.5)	31	7-14	.500	3-6	.500	2-3	.667	2-4-6	1	2	2	0	1	19
^TCU (1.9)	16	2-5	.400	0-3	.000	1-2	.500	0-2-2	4	1	2	0	0	5
^at Baylor (1.12)	27	2-7	.286	1-4	.250	2-2	1.000	0-6-6	1	1	1	2	0	7
^TEXAS (1.14)	29	2-5	.400	2-5	.400	0-0	---	0-2-2	1	0	1	0	0	6
^at West Virginia (1.19)	30	3-7	.429	2-4	.500	0-0	---	0-2-2	2	2	2	0	0	8
^IOWA STATE (1.21)	19	0-4	.000	0-1	.000	0-0	---	0-0-0	0	0	0	0	1	0
^at Kentucky (1.26)	29	5-9	.556	3-5	.600	0-2	.000	0-1-1	3	2	1	0	0	13
^at Texas (1.29)	20	1-5	.200	1-3	.333	0-0	---	0-1-1	3	1	1	0	1	3
^TEXAS TECH (2.2)	31	2-7	.286	2-5	.400	0-1	.000	1-2-3	2	4	0	0	2	6
^at Kansas State (2.5)	20	2-4	.500	2-2	1.000	0-0	---	0-1-1	4	0	5	0	0	6
OKLAHOMA STATE (2.9)	30	2-7	.286	2-6	.333	0-1	.000	1-3-4	2	1	4	0	0	6
at TCU (2.11)	36	2-11	.182	1-8	.125	0-0	---	0-2-2	5	4	1	0	0	5
^WEST VIRGINIA (2.16)	22	2-8	.250	0-4	.000	0-0	---	0-2-2	2	2	4	0	2	4
at Texas Tech (2.23)														
KANSAS STATE (2.25)														
at Oklahoma State (3.2)														
at Oklahoma (3.5)														
BAYLOR (3.9)														
TOTAL	675	72-190	.379	33-104	.317	22-38	.579	11-49-60	61	47	52	3	11	199

^ Starter

CAREER YEAR-BY-YEAR STATISTICS

SEASON	GP	GS	MIN	AVG	FG	FGA	PCT	3FG	3FGA	PCT	FT	FTA	PCT	OFF	DEF	TOT	AVG	PF	FO	AST	TO	BLK	STL	PTS	AVG
2018-19	26	26	675	26.0	72	190	.379	33	104	.317	22	38	.579	11	49	60	2.3	61	1	47	52	3	11	199	7.7
TOTAL	26	26	675	26.0	72	190	.379	33	104	.317	22	38	.579	11	49	60	2.3	61	1	47	52	3	11	199	7.7

BIG 12 ONLY YEAR-BY-YEAR STATISTICS

SEASON	GP	GS	MIN	AVG	FG	FGA	PCT	3FG	3FGA	PCT	FT	FTA	PCT	OFF	DEF	TOT	AVG	PF	FO	AST	TO	BLK	STL	PTS	AVG
2018-19	13	13	346	26.6	33	95	.347	17	57	.298	6	12	.500	6	27	33	2.5	31	1	19	26	2	8	89	6.8
TOTAL	13	13	346	26.6	33	95	.347	17	57	.298	6	12	.500	6	27	33	2.5	31	1	19	26	2	8	89	6.8



DEVON DOTSON

(deh-VAWN)

Freshman • Guard • 6-2 • 185 • Charlotte, N.C. • Providence Day School

SEASON STATS

PPG	RPG	APG	FG%	3FG%	FT%
12.2	3.8	3.7	50%	43%	79%

LAST GAME VS. WEST VIRGINIA (2.16.19)

MIN	PTS	REBS	ASTS	BLKS	STLS
31	15	5	8	0	0

An explosive combo guard who picked up numerous postseason honors and played in all-star games following the 2017-18 season including McDonald's All-America and the Jordan Brand Classic ... Ended ranked No. 20 by Rivals.com, No. 21 by 247Sports.com and No. 24 by ESPN100.

CAREER HONORS

CBS Sports/USBWA Freshman of the Week (2.12)
Big 12 Newcomer of the Week (12.31)
Bob Cousy Point Guard of the Year Award (1 of 20)

CAREER HIGHS

Points	25	at TCU (2.11.19)
Field Goals	7	at TCU (2.11.19) vs. Texas Tech (2.2.19)
Field Goal Att.	13	at TCU (2.11.19)
3PT Field Goals	4	at TCU (2.11.19)
3PT Field Goal Att.	7	at TCU (2.11.19)
Free Throws	7	3x, last at TCU (2.11.19)
Free Throw Att.	10	at Baylor (1.12.19)
Rebounds	10	at TCU (2.11.19)
Assists	8	vs. West Virginia (2.16.19) vs. Iowa State (1.21.19)
Blocks	1	5x, last at Kansas State (2.5.19)
Steals	4	vs. Oklahoma (1.2.19)
Minutes	45	at TCU (2.11.19)

MISCELLANEOUS

	FRESHMAN/CAREER
Double-Doubles	1
10+ Points	17
20+ Points	2
5+ Rebounds	9
10+ Rebounds	1
5+ Assists	8
3+ 3PT Field Goals	3
2+ Steals	14
2+ Blocks	-
Led Team in Pts.	3
Led Team in Rebs.	-
Led Team in Assists	14
Led Team in Steals	11
Led Team in Blocks	2

2018-19 GAME-BY-GAME

OPPONENT (Date)	MP	FG-A	PCT	3PT-A	PCT	FT-A	PCT	O-D-T	PF	A	TO	BLK	ST	TP
^vs. Michigan State (11.6)	34	6-11	.545	3-5	.600	1-2	.500	0-2-2	3	3	4	0	3	16
^VERMONT (11.12)	27	3-5	.600	1-2	.500	0-0	---	2-4-6	1	0	1	0	2	7
^LOUISIANA (11.16)	20	2-6	.333	0-2	.000	0-0	---	0-3-3	2	3	1	0	0	4
^vs. Marquette (11.21)	31	4-7	.571	0-0	---	2-2	1.000	1-2-3	2	4	1	0	3	10
^vs. Tennessee (11.23)	40	5-8	.625	1-1	1.000	6-7	.857	1-3-4	2	2	2	0	0	17
^STANFORD (12.1)	43	3-7	.429	0-0	---	4-7	.571	0-2-2	3	4	0	0	2	10
^WOFFORD (12.4)	30	6-9	.667	1-3	.333	3-3	1.000	0-3-3	3	3	2	0	3	16
^NEW MEXICO STATE (12.8)	39	3-8	.375	0-2	.000	2-3	.667	2-2-4	2	2	3	0	1	8
^VILLANOVA (12.15)	26	3-6	.500	1-1	1.000	4-4	1.000	1-1-2	4	1	2	0	0	11
^SOUTH DAKOTA (12.18)	28	3-7	.429	0-1	.000	2-2	1.000	0-2-2	1	6	2	0	0	8
^at Arizona State (12.22)	32	4-7	.571	2-4	.500	2-2	1.000	0-4-4	3	5	5	1	1	12
^EASTERN MICHIGAN (12.29)	28	5-7	.714	1-2	.500	4-6	.667	0-3-3	1	4	2	1	3	15
^OKLAHOMA (1.2)	28	4-10	.400	1-3	.333	7-8	.875	0-5-5	4	1	2	0	4	16
^at Iowa State (1.5)	31	3-5	.600	1-2	.500	1-2	.500	2-5-7	1	3	5	0	2	8
^TCU (1.9)	27	0-6	.000	0-3	.000	5-6	.833	0-1-1	3	3	1	1	2	5
^at Baylor (1.12)	33	3-4	.750	1-1	1.000	7-10	.700	0-5-5	5	5	3	1	0	14
^TEXAS (1.14)	36	3-6	.500	1-2	.500	3-4	.750	1-4-5	2	5	0	0	0	10
^at West Virginia (1.19)	34	3-5	.600	1-1	1.000	2-2	1.000	0-1-1	3	1	7	0	0	9
^IOWA STATE (1.21)	38	3-12	.250	0-1	.000	5-6	.833	0-2-2	3	8	0	0	2	11
^at Kentucky (1.26)	33	4-10	.400	1-4	.250	0-0	---	0-3-3	5	4	1	0	0	9
^at Texas (1.29)	29	3-6	.500	0-0	---	3-4	.750	0-4-4	3	4	1	0	1	9
^TEXAS TECH (2.2)	34	7-12	.583	3-5	.600	3-5	.600	0-3-3	2	4	4	0	3	20
^at Kansas State (2.5)	39	5-12	.417	0-1	.000	3-4	.750	1-4-5	5	5	4	1	3	13
^OKLAHOMA STATE (2.9)	37	6-10	.600	1-4	.250	5-5	1.000	1-4-5	2	4	1	0	2	18
^at TCU (2.11)	45	7-13	.538	4-7	.571	7-9	.778	0-10-10	2	5	6	0	2	25
^WEST VIRGINIA (2.16)	31	5-7	.714	1-1	1.000	4-4	1.000	2-3-5	1	8	2	0	0	15
at Texas Tech (2.23)														
KANSAS STATE (2.25)														
at Oklahoma State (3.2)														
at Oklahoma (3.5)														
BAYLOR (3.9)														
TOTAL	853	103-206	.500	25-58	.431	85-107	.794	14-85-99	68	97	62	5	39	316

^ Starter

CAREER YEAR-BY-YEAR STATISTICS

SEASON	GP	GS	MIN	AVG	FG	FGA	PCT	3FG	3FGA	PCT	FT	FTA	PCT	OFF	DEF	TOT	AVG	PF	FO	AST	TO	BLK	STL	PTS	AVG
2018-19	26	26	853	32.8	103	206	.500	25	58	.431	85	107	.794	14	85	99	3.8	68	3	97	62	5	39	316	12.2
TOTAL	26	26	853	32.8	103	206	.500	25	58	.431	85	107	.794	14	85	99	3.8	68	3	97	62	5	39	316	12.2

BIG 12 ONLY YEAR-BY-YEAR STATISTICS

SEASON	GP	GS	MIN	AVG	FG	FGA	PCT	3FG	3FGA	PCT	FT	FTA	PCT	OFF	DEF	TOT	AVG	PF	FO	AST	TO	BLK	STL	PTS	AVG
2018-19	13	13	442	34.0	52	108	.481	14	31	.452	55	69	.797	7	51	58	4.5	36	2	56	36	3	21	173	13.3
TOTAL	13	13	442	34.0	52	108	.481	14	31	.452	55	69	.797	7	51	58	4.5	36	2	56	36	3	21	173	13.3

CHRIS TEAHAN

Sophomore • Guard • 6-4 • 175 • Leawood, Kan. • Rockhurst HS



SEASON STATS

PPG	RPG	APG	FG%	3FG%	FT%
0.5	0.2	0.2	25%	25%	-

LAST GAME VS. WEST VIRGINIA (2.16.19)

MIN	PTS	REBS	ASTS	BLKS	STLS
3	3	0	0	0	0

2017-18: Appeared in 10 games, two in conference play and three postseason ... Averaged 2.3 minutes per contest ... Made his second 3-pointer of the season in scoring three points vs. Omaha (12/18) ... Had a season-high four points vs. Toledo (11/28) ... Logged four minutes against South Dakota State (11/17) with three points and three rebounds ... An invited walk-on who was a two-sport athlete at Rockhurst HS in Kansas City, Missouri ... Older brother, Conner, played five seasons at KU and on two Final Four teams.

CAREER HONORS

CAREER HIGHS

Points	4	vs. Toledo (11.28.17)
Field Goals	1	5x, last vs. West Virginia (2.16.19)
Field Goal Att.	2	6x, last vs. West Virginia (2.16.19)
3PT Field Goals	1	vs. West Virginia (2.16.19) vs. Omaha (12.18.17) vs. South Dakota St. (11.17.17)
3PT Field Goal Att.	2	4x, last vs. West Virginia (2.16.19)
Free Throws	2	vs. Toledo (11.28.17)
Free Throw Att.	2	vs. Toledo (11.28.17)
Rebounds	3	vs. South Dakota St. (11.17.17)
Assists	1	vs. Eastern Michigan (12.29.18) vs. Tennessee St. (11.10.17)
Blocks	-	-
Steals	-	-
Minutes	4	4x, last vs. Omaha (12.18.17)

MISCELLANEOUS

	FR	SO	CAREER
5+ Minutes	-	-	-
4+ Points	1	-	1
3+ Rebounds	1	-	1
3+ Assists	-	-	-
2+ 3PT Field Goals	-	-	-
2+ Steals	-	-	-
2+ Blocks	1	-	1
Led Team in Pts.	-	-	-
Led Team in Rebs.	-	-	-
Led Team in Steals	-	-	-
Led Team in Blocks	-	-	-

2018-19 GAME-BY-GAME

OPPONENT (Date)	MP	FG-A	PCT	3PT-A	PCT	FT-A	PCT	O-D-T	PF	A	TO	BLK	ST	TP
vs. Michigan State (11.6)							DNP							
VERMONT (11.12)							DNP							
LOUISIANA (11.16)							DNP							
vs. Marquette (11.21)							DNP							
vs. Tennessee (11.23)							DNP							
STANFORD (12.1)							DNP							
WOFFORD (12.4)	2	0-0	---	0-0	---	0-0	---	0-0-0	0	0	0	0	0	0
NEW MEXICO STATE (12.8)							DNP							
VILLANOVA (12.15)							DNP - INJURED							
SOUTH DAKOTA (12.18)							DNP - INJURED							
at Arizona State (12.22)							DNP - INJURED							
EASTERN MICHIGAN (12.29)	2	0-0	---	0-0	---	0-0	----	0-0-0	1	1	0	0	0	0
OKLAHOMA (1.2)							DNP							
at Iowa State (1.5)	2	0-0	---	0-0	---	0-0	---	0-0-0	0	0	0	0	0	0
TCU (1.9)							DNP							
at Baylor (1.12)							DNP							
TEXAS (1.14)							DNP							
at West Virginia (1.19)							DNP							
IOWA STATE (1.21)							DNP							
at Kentucky (1.26)							DNP							
at Texas (1.29)							DNP							
TEXAS TECH (2.2)	2	0-2	.000	0-2	.000	0-0	---	0-1-1	0	0	1	0	0	0
at Kansas State (2.5)	1	0-0	---	0-0	---	0-0	---	0-0-0	0	0	0	0	0	0
OKLAHOMA STATE (2.9)							DNP							
at TCU (2.11)							DNP							
WEST VIRGINIA (2.16)	3	1-2	.500	1-2	.500	0-0	---	0-0-0	1	0	0	0	0	3
at Texas Tech (2.23)														
KANSAS STATE (2.25)														
at Oklahoma State (3.2)														
at Oklahoma (3.5)														
BAYLOR (3.9)														
TOTAL	12	1-4	.250	1-4	.250	0-0	---	0-1-1	2	1	1	0	0	3

^ Starter

CAREER YEAR-BY-YEAR STATISTICS

SEASON	GP	GS	MIN	AVG	FG	FGA	PCT	3FG	3FGA	PCT	FT	FTA	PCT	OFF	DEF	TOT	AVG	PF	FO	AST	TO	BLK	STL	PTS	AVG
2017-18	11	0	25	2.3	4	11	.364	2	8	.250	2	2	1.000	2	5	7	0.6	2	0	1	3	0	0	12	1.1
2018-19	6	0	12	2.0	1	4	.250	1	4	.250	0	0	.000	0	1	1	0.2	2	0	1	1	0	0	3	0.5
TOTAL	17	0	37	2.2	5	15	.333	3	12	.250	2	2	1.000	2	6	8	0.5	4	0	2	4	0	0	15	0.9

BIG 12 ONLY YEAR-BY-YEAR STATISTICS

SEASON	GP	GS	MIN	AVG	FG	FGA	PCT	3FG	3FGA	PCT	FT	FTA	PCT	OFF	DEF	TOT	AVG	PF	FO	AST	TO	BLK	STL	PTS	AVG
2017-18	2	0	2	1.0	0	1	.000	0	1	.000	0	0	.000	0	0	0	0.0	0	0	0	0	0	0	0	0.0
2018-19	4	0	8	2.0	1	4	.250	1	4	.250	0	0	.000	0	1	1	0.3	1	0	0	1	0	0	3	0.8
TOTAL	6	0	10	1.7	1	5	.200	1	5	.200	0	0	.000	0	1	1	0.2	1	0	0	1	0	0	3	0.5



K.J. LAWSON

RS-Sophomore • Guard • 6-8 • 205 • Memphis, Tenn. • Hamilton HS • Memphis

SEASON STATS

PPG	RPG	APG	FG%	3FG%	FT%
3.3	1.8	0.5	48%	36%	76%

LAST GAME VS. WEST VIRGINIA (2.16.19)

MIN	PTS	REBS	ASTS	BLKS	STLS
24	15	3	0	1	0

A transfer from Memphis who sat out the 2017-18 season due to NCAA rules ... Played in 42 games while at Memphis with 33 starts, an 11.5 career scoring average and 7.0 career rebound average ... Had nine career double-doubles ... Granted a medical redshirt following the 2015-16 season.

CAREER HONORS

American Athletic Conference Rookie of the Year [2017]
American Athletic Conference All-Rookie Team [2017]

CAREER HIGHS (*AT MEMPHIS)

Points	*28	at Houston (1.19.17)
Rebounds	*19	vs. East Carolina (1.28.17)
Field Goals	*12	at Houston (1.19.17)
Field Goal Att.	*23	vs. East Carolina (1.28.17)
3PT Field Goals	3	vs. West Virginia (2.16.19)
	*3	vs. UTRGV (11.14.16)
3PT Attempts	4	5x, last vs. West Virginia (2.16.19)
Free Throws	*9	vs. Jackson State (11.30.16)
Free Throw Att.	*11	vs. Tulane (3.2.17)
Assists	*7	vs. McNeese (11.22.16)
Blocks	*2	4x, last vs. Tulsa (2.7.17)
Steals	*3	vs. South Florida (1.14.17)
Minutes	*43	at Houston (1.19.17)

MISCELLANEOUS (*AT MEMPHIS)

	*FR	*SO	R-SO	CAREER
Double-Doubles	-	9	-	9
10+ Points	4	20	2	26
20+ Points	-	4	-	4
5+ Rebounds	4	26	2	32
10+ Rebounds	-	12	-	12
3+ Assists	1	18	2	21
2+ 3PT Field Goals	-	4	2	6
2+ Steals	1	2	1	4
2+ Blocks	1	3	-	4
Led Team in Pts.	1	6	1	8
Led Team in Rebs.	0	14	-	14
Led Team in Assists	0	5	1	6
Led Team in Steals	0	5	1	6
Led Team in Blocks	0	5	-	5

2018-19 GAME-BY-GAME

OPPONENT (Date)	MP	FG-A	PCT	3PT-A	PCT	FT-A	PCT	O-D-T	PF	A	TO	BLK	ST	TP
vs. Michigan State (11.6)	10	1-1	1.000	1-1	1.000	1-2	.500	1-5-6	3	1	0	0	0	4
VERMONT (11.12)	3	0-0	---	0-0	---	0-0	---	0-0-0	1	0	1	0	0	0
LOUISIANA (11.16)	2	1-1	1.000	0-0	---	0-0	---	0-0-0	0	0	0	0	1	2
vs. Marquette (11.21)	2	0-0	---	0-0	---	0-0	---	0-2-2	0	0	0	0	0	0
vs. Tennessee (11.23)	19	2-4	.500	0-1	.000	4-6	.667	1-5-6	4	0	1	0	2	8
STANFORD (12.1)	4	0-0	---	0-0	---	2-2	1.000	2-0-2	1	0	1	0	0	2
WOFFORD (12.4)	17	2-4	.500	0-1	.000	1-2	.500	1-1-2	2	3	1	0	1	5
NEW MEXICO STATE (12.8)	4	1-1	1.000	1-1	1.000	0-0	---	0-1-1	0	1	0	0	0	3
VILLANOVA (12.15)	14	0-2	.000	0-1	.000	0-0	---	2-1-3	1	2	1	0	0	0
SOUTH DAKOTA (12.18)	9	1-3	.333	1-2	.500	0-0	---	0-0-0	4	0	0	0	0	3
at Arizona State (12.22)	12	0-2	.000	0-2	.000	0-0	---	0-2-2	2	2	0	0	0	0
EASTERN MICHIGAN (12.29)	11	2-4	.500	2-4	.500	0-0	---	1-3-4	1	3	1	0	0	6
OKLAHOMA (1.2)	1	0-0	---	0-0	---	0-0	---	0-0-0	0	0	1	0	0	0
at Iowa State (1.5)	9	1-2	.500	0-1	.000	0-0	---	0-1-1	1	1	1	0	1	2
TCU (1.9)	11	2-3	.667	0-1	.000	3-3	1.000	1-0-1	0	0	0	0	0	7
at Baylor (1.12)	11	1-2	.500	0-0	---	1-2	.500	1-0-1	1	0	0	0	0	3
TEXAS (1.14)							DNP							
at West Virginia (1.19)	16	1-5	.200	0-2	.000	0-0	---	2-2-4	3	0	0	0	0	2
IOWA STATE (1.21)	9	1-2	.500	0-0	---	0-0	---	1-2-3	4	0	1	0	0	2
at Kentucky (1.26)	3	0-1	.000	0-0	---	0-0	---	0-0-0	1	0	0	0	0	0
at Texas (1.29)	4	0-0	---	0-0	---	0-0	---	0-0-0	1	0	1	0	0	0
TEXAS TECH (2.2)	6	1-3	.333	1-3	.333	0-0	---	0-0-0	2	0	0	0	0	3
at Kansas State (2.5)	12	1-2	.500	1-2	.500	0-0	---	0-1-1	2	0	1	0	0	3
OKLAHOMA STATE (2.9)	11	1-3	.333	0-1	.000	0-0	---	0-1-1	1	0	1	0	0	2
at TCU (2.11)	16	4-6	.667	0-1	.000	2-2	1.000	2-1-3	0	0	0	0	0	10
WEST VIRGINIA (2.16)	24	5-7	.714	3-4	.750	2-2	1.000	0-3-3	1	0	1	1	0	15
at Texas Tech (2.23)														
KANSAS STATE (2.25)														
at Oklahoma State (3.2)														
at Oklahoma (3.5)														
BAYLOR (3.9)														
TOTAL	240	28-58	.483	10-28	.357	16-21	.762	15-31-46	36	13	13	1	5	82

^ Starter

CAREER YEAR-BY-YEAR STATISTICS (*AT MEMPHIS)

SEASON	GP	GS	MIN	AVG	FG	FGA	PCT	3FG	3FGA	PCT	FT	FTA	PCT	OFF	DEF	TOT	AVG	PF	FO	AST	TO	BLK	STL	PTS	AVG
2015-16*	10	2	197	19.7	26	71	.366	2	9	.222	34	51	.667	10	25	35	3.5	26	1	11	19	6	6	88	8.8
2016-17*	32	31	1078	33.7	145	363	.399	22	67	.328	82	118	.695	73	186	259	8.1	72	1	88	66	13	16	394	12.3
2017-18																									
2018-19	25	0	240	9.6	28	58	.483	10	28	.357	16	21	.762	15	31	46	1.8	36	0	13	13	1	5	82	3.3
TOTAL	67	33	1515	22.6	199	492	.404	34	104	.327	132	190	.695	98	242	340	5.1	134	2	112	98	20	27	564	8.4

BIG 12 ONLY YEAR-BY-YEAR STATISTICS

SEASON	GP	GS	MIN	AVG	FG	FGA	PCT	3FG	3FGA	PCT	FT	FTA	PCT	OFF	DEF	TOT	AVG	PF	FO	AST	TO	BLK	STL	PTS	AVG
2018-19	12	0	130	10.8	18	35	.514	5	15	.333	8	9	.889	7	11	18	1.5	16	0	1	7	1	1	49	4.1
TOTAL	12	0	130	10.8	18	35	.514	5	15	.333	8	9	.889	7	11	18	1.5	16	0	1	7	1	1	49	4.1



GARRETT LUINSTRA (loo-IN-struh)

Freshman • Guard • 6-2 • 155 • Lawrence, Kan. • Lawrence Free State HS

SEASON STATS

PPG	RPG	APG	FG%	3FG%	FT%
0.0	0.2	0.2	0%	0%	-

LAST GAME VS. WEST VIRGINIA (2.16.19)

MIN	PTS	REBS	ASTS	BLKS	STLS
1	0	0	0	0	0

An invited walk-on ... A combo guard who set his high school's single-season scoring record with 456 points as a senior ... Averaged 19 points his senior year in guiding Free State High School to the 6A state title game and a 19-6 record ... A first-team all-state selection and the Sunflower League Player of the Year his senior season.

CAREER HONORS

CAREER HIGHS

Points	-	
Field Goals	-	
Field Goal Att.	1	vs. West Virginia vs. Texas Tech (2.2.19) vs. South Dakota (12.18.18)
3PT Field Goals	-	
3PT Field Goal Att.	1	vs. Texas Tech (2.2.19)
Free Throws	-	
Free Throw Att.	-	
Rebounds	1	vs. South Dakota (12.18.18)
Assists	1	at Kansas State (2.5.19)
Blocks	-	
Steals	-	
Minutes	2	vs. Texas Tech (2.2.19) vs. South Dakota (12.18.18)

MISCELLANEOUS

FRESHMAN/CAREER

5+ Minutes	-
4+ Points	-
3+ Rebounds	-
2+ Assists	-
2+ 3PT Field Goals	-
2+ Steals	-
2+ Blocks	-
Led Team in Pts.	-
Led Team in Rebs.	-
Led Team in Steals	-
Led Team in Blocks	-

2018-19 GAME-BY-GAME

OPPONENT (Date)	MP	FG-A	PCT	3PT-A	PCT	FT-A	PCT	O-D-T	PF	A	TO	BLK	ST	TP
vs. Michigan State (11.6)														
VERMONT (11.12)														
LOUISIANA (11.16)														
vs. Marquette (11.21)														
vs. Tennessee (11.23)														
STANFORD (12.1)														
WOFFORD (12.4)	1	0-0	---	0-0	---	0-0	---	0-0-0	1	0	0	0	0	0
NEW MEXICO STATE (12.8)														
VILLANOVA (12.15)														
SOUTH DAKOTA (12.18)	2	0-1	.000	0-0	---	0-0	---	1-0-1	0	0	0	0	0	0
at Arizona State (12.22)														
EASTERN MICHIGAN (12.29)														
OKLAHOMA (1.2)														
at Iowa State (1.5)														
TCU (1.9)														
at Baylor (1.12)														
TEXAS (1.14)														
at West Virginia (1.19)														
IOWA STATE (1.21)														
at Kentucky (1.26)														
at Texas (1.29)														
TEXAS TECH (2.2)	2	0-1	.000	0-1	.000	0-0	---	0-0-0	0	0	0	0	0	0
at Kansas State (2.5)	0+	0-0	---	0-0	---	0-0	---	0-0-0	1	1	0	0	0	0
OKLAHOMA STATE (2.9)														
at TCU (2.11)														
WEST VIRGINIA (2.16)	1	0-1	.000	0-0	---	0-0	---	0-0-0	0	0	1	0	0	0
at Texas Tech (2.23)														
KANSAS STATE (2.25)														
at Oklahoma State (3.2)														
at Oklahoma (3.5)														
BAYLOR (3.9)														
TOTAL	6	0-3	.000	0-1	.000	0-0	---	1-0-1	2	1	1	0	0	0

^ Starter

CAREER YEAR-BY-YEAR STATISTICS

SEASON	GP	GS	MIN	AVG	FG	FGA	PCT	3FG	3FGA	PCT	FT	FTA	PCT	OFF	DEF	TOT	AVG	PF	FO	AST	TO	BLK	STL	PTS	AVG
2018-19	5	0	6	1.2	0	3	.000	0	1	.000	0	0	.000	1	0	1	0.2	2	0	1	1	0	0	0	0.0
TOTAL	5	0	6	1.2	0	3	.000	0	1	.000	0	0	.000	1	0	1	0.2	2	0	1	1	0	0	0	0.0

BIG 12 ONLY YEAR-BY-YEAR STATISTICS

SEASON	GP	GS	MIN	AVG	FG	FGA	PCT	3FG	3FGA	PCT	FT	FTA	PCT	OFF	DEF	TOT	AVG	PF	FO	AST	TO	BLK	STL	PTS	AVG
2018-19	3	0	3	1.0	0	2	.000	0	1	.000	0	0	.000	0	0	0	0.0	1	0	1	1	0	0	0	0.0
TOTAL	3	0	3	1.0	0	2	.000	0	1	.000	0	0	.000	0	0	0	0.0	1	0	1	1	0	0	0	0.0

SILVIO DE SOUSA

(deh-SOE-suh)

Freshman • Forward • 6-9 • 245 • Luanda, Angola • IMG Academy (Fla.)

LAST SEASON STATS

PPG	RPG	BPG	FG%	3FG%	FT%
4.0	3.7	0.2	68%	-	71%

LAST GAME VS. VILLANOVA (3.31.18)

MIN	PTS	REBS	ASTS	BLKS	STLS
10	7	7	0	0	0

2017-18: Averaged 4.8 points and 5.4 rebounds in the 2018 NCAA Tournament ... Tied season high with 26 minutes vs. Duke (3/25) with 10 rebounds and scoring four points ... Averaged 20.0 minutes, 10.0 ppg and 9.7 rpg in the Big 12 Championship ... Posted his first double-double (16 points, 10 rebounds) vs. West Virginia (3/10) in the Big 12 title game ... Pulled down six or more rebounds seven times, including his last three games in the NCAA Tournament ... Joined the team following graduation from IMG Academy in Bradenton, Florida, following the fall 2017 semester.

22

CAREER HONORS

CAREER HIGHS

Points	16	vs. West Virginia (3.10.18)
Field Goals	8	vs. West Virginia (3.10.18)
Field Goal Att.	8	vs. West Virginia (3.10.18)
3PT Field Goals	-	-
3PT Field Goal Att.	-	-
Free Throws	4	vs. Oklahoma (2.19.18)
Free Throw Att.	4	3x, last vs. Villanova (3.31.18)
Rebounds	11	vs. Kansas State (3.9.18)
Assists	1	4x, last vs. Duke (3.25.18)
Blocks	1	3x, last vs. Duke (3.25.18)
Steals	1	vs. West Virginia (3.10.18)
Minutes	26	vs. Duke (3.25.18) vs. West Virginia (3.10.18)

MISCELLANEOUS

	FR	SO	CAREER
Double-Doubles	1		1
10+ Points	2		2
20+ Points	-		-
5+ Rebounds	7		7
10+ Rebounds	3		3
3+ Assists	-		-
2+ Steals	-		-
2+ Blocks	-		-
Led Team in Pts.	-		-
Led Team in Rebs.	4		4
Led Team in Assists	-		-
Led Team in Steals	-		-
Led Team in Blocks	1		1

2018-19 GAME-BY-GAME

OPPONENT (Date)	MP	FG-A	PCT	3PT-A	PCT	FT-A	PCT	O-D-T	PF	A	TO	BLK	ST	TP
vs. Michigan State (11.6)														DNP
VERMONT (11.12)														DNP
LOUISIANA (11.16)														DNP
vs. Marquette (11.21)														DNP
vs. Tennessee (11.23)														DNP
STANFORD (12.1)														DNP
WOFFORD (12.4)														DNP
NEW MEXICO STATE (12.8)														DNP
VILLANOVA (12.15)														DNP
SOUTH DAKOTA (12.18)														DNP
at Arizona State (12.22)														DNP
EASTERN MICHIGAN (12.29)														DNP
OKLAHOMA (1.2)														DNP
at Iowa State (1.5)														DNP
TCU (1.9)														DNP
at Baylor (1.12)														DNP
TEXAS (1.14)														DNP
at West Virginia (1.19)														DNP
IOWA STATE (1.21)														DNP
at Kentucky (1.26)														DNP
at Texas (1.29)														DNP
TEXAS TECH (2.2)														DNP
at Kansas State (2.5)														DNP
OKLAHOMA STATE (2.9)														DNP
at TCU (2.11)														DNP
WEST VIRGINIA (2.16)														DNP
at Texas Tech (2.23)														DNP
KANSAS STATE (2.25)														DNP
at Oklahoma State (3.2)														DNP
at Oklahoma (3.5)														DNP
BAYLOR (3.9)														DNP
TOTAL														

^ Starter

CAREER YEAR-BY-YEAR STATISTICS

SEASON	GP	GS	MIN	AVG	FG	FGA	PCT	3FG	3FGA	PCT	FT	FTA	PCT	OFF	DEF	TOT	AVG	PF	FO	AST	TO	BLK	STL	PTS	AVG
2017-18	20	0	175	8.8	32	47	.681	0	0	.000	15	21	.714	33	41	74	3.7	33	0	4	18	3	1	79	4.0
2018-19	-	-	-	-	-	-	-	-	-	-	-	-	-	-	-	-	-	-	-	-	-	-	-	-	-
TOTAL	20	0	175	8.8	32	47	.681	0	0	.000	15	21	.714	33	41	74	3.7	33	0	4	18	3	1	79	4.0

BIG 12 ONLY YEAR-BY-YEAR STATISTICS

SEASON	GP	GS	MIN	AVG	FG	FGA	PCT	3FG	3FGA	PCT	FT	FTA	PCT	OFF	DEF	TOT	AVG	PF	FO	AST	TO	BLK	STL	PTS	AVG
2017-18	11	0	50	4.5	9	14	.643	0	0	.000	7	9	.778	12	6	18	1.6	14	0	2	7	0	0	25	2.3
2018-19	-	-	-	-	-	-	-	-	-	-	-	-	-	-	-	-	-	-	-	-	-	-	-	-	-
TOTAL	11	0	50	4.5	9	14	.643	0	0	.000	7	9	.778	12	6	18	1.6	14	0	2	7	0	0	25	2.3



LAGERALD VICK

Senior • Guard • 6-5 • 190 • Memphis, Tenn. • Douglass HS

SEASON STATS

PPG	RPG	APG	FG%	3FG%	FT%
14.1	4.0	1.9	48%	46%	77%

LAST GAME AT KANSAS STATE (2.5.19)

MIN	PTS	REBS	ASTS	BLKS	STLS
19	7	3	2	0	1

Announced Feb. 7 that he will take a leave of absence from the team, with no timetable for a return ... Lone senior on the Kansas roster ... Made 13 3-pointers in his last six games in 2017-18 ... All-Big 12 Honorable Mention ... Had six 20-point efforts ... Recorded 12 games of six-plus rebounds in 2017-18 including eight boards vs. Clemson (3/23) ... Averaged 7.4 ppg and shot 37 percent from beyond the arc in 2016-17.

CAREER HONORS

2x Big 12 Player of the Week (11.19, 12.3)
 NIT Season Tip-Off All-Tournament Team
 All-Big 12 Honorable Mention [2017-18]
 Academic All-Big 12 Rookie Team [2015-16]

CAREER HIGHS

Points	33	vs. Louisiana (11.16.18)
Field Goals	12	vs. Vermont (11.12.18) vs. Washington (12.6.17)
Field Goal Att.	23	vs. Washington (12.6.17)
3PT Field Goals	8	vs. Vermont (11.12.18)
3PT Field Goal Att.	12	vs. Louisiana (11.16.18)
Free Throws	8	vs. Villanova (12.15.18)
Free Throw Att.	10	vs. Villanova (12.15.18)
Rebounds	11	vs. Texas Southern (11.21.17)
Assists	7	3x, last vs. Washington (12.6.17)
Blocks	3	vs. Oakland (11.24.17)
Steals	3	6x, last vs. Oklahoma (1.2.19)
Minutes	43	2x, last vs. Stanford (12.1.18)

MISCELLANEOUS

	FR	SO	JR	SR	CAREER
Double-Doubles	0	0	1	-	1
10+ Points	0	7	24	17	48
20+ Points	0	1	6	5	12
30+ Points	0	0	0	2	2
5+ Rebounds	1	12	21	7	35
10+ Rebounds	0	0	1	-	1
3+ Assists	0	2	12	6	20
3+ 3PT Field Goals	0	4	9	10	23
2+ Steals	0	6	10	7	23
2+ Blocks	0	2	2	-	4
Led Team in Pts.	0	1	3	6	10
Led Team in Rebs.	0	1	4	1	6
Led Team in Assists	0	0	3	2	5
Led Team in Steals	0	5	6	5	16
Led Team in Blocks	0	6	6	1	13

2018-19 GAME-BY-GAME

OPPONENT (Date)	MP	FG-A	PCT	3PT-A	PCT	FT-A	PCT	O-D-T	PF	A	TO	BLK	ST	TP
^vs. Michigan State (11.6)	32	1-7	.143	0-4	.000	0-0	---	0-3-3	2	3	2	0	3	2
^VERMONT (11.12)	33	12-14	.857	8-8	1.000	0-0	---	1-2-3	2	1	2	0	1	32
^LOUISIANA (11.16)	40	11-18	.611	7-12	.583	4-5	.800	2-7-9	0	2	3	0	2	33
^vs. Marquette (11.21)	36	6-12	.500	3-5	.600	1-2	.500	0-2-2	2	0	2	0	1	16
^vs. Tennessee (11.23)	43	6-12	.500	3-7	.429	0-0	---	1-1-2	2	4	2	0	1	15
^STANFORD (12.1)	43	10-17	.588	7-11	.636	0-0	.000	1-4-5	3	1	3	0	1	27
WOFFORD (12.4)	22	0-3	.000	0-2	.000	0-0	---	0-2-2	0	0	2	0	1	0
NEW MEXICO STATE (12.8)	31	2-8	.250	1-3	.333	0-0	---	0-6-6	2	5	1	1	2	5
^VILLANOVA (12.15)	39	9-15	.600	3-8	.375	8-10	.800	0-7-7	2	1	3	0	0	29
^SOUTH DAKOTA (12.18)	33	5-12	.417	2-3	.667	0-0	---	2-3-5	2	2	3	1	3	12
^at Arizona State (12.22)	37	5-16	.313	3-11	.273	1-1	1.000	0-2-2	4	1	3	0	2	14
^EASTERN MICHIGAN (12.29)	29	2-7	.286	0-5	.000	0-1	.000	0-3-3	0	4	2	0	1	4
^OKLAHOMA (1.2)	25	5-12	.417	2-7	.286	0-1	.000	0-4-4	1	1	4	1	3	12
^at Iowa State (1.5)	29	2-8	.250	2-6	.333	0-0	---	0-4-4	0	1	7	0	2	6
^TCU (1.9)	36	5-10	.500	2-7	.286	0-0	---	1-3-4	2	4	6	0	0	12
^at Baylor (1.12)	36	6-10	.600	6-8	.750	0-1	.000	0-3-3	1	2	4	1	0	18
^TEXAS (1.14)	32	7-14	.500	5-8	.625	2-2	1.000	0-4-4	0	4	0	0	1	21
^at West Virginia (1.19)	33	5-12	.417	2-6	.333	1-1	1.000	1-2-3	1	0	2	0	0	13
^IOWA STATE (1.21)	37	5-11	.455	2-6	.333	2-2	1.000	0-3-3	0	1	2	0	0	14
^at Kentucky (1.26)	35	4-9	.444	2-5	.400	0-0	---	1-5-6	3	1	1	0	1	10
at Texas (1.29)	23	4-9	.444	2-5	.400	0-0	---	0-2-2	0	1	1	0	1	10
^TEXAS TECH (2.2)	36	4-7	.571	3-4	.750	2-2	1.000	1-5-6	1	2	1	1	0	13
^at Kansas State (2.5)	19	2-5	.400	1-4	.250	2-2	1.000	0-3-3	0	2	2	0	1	7
OKLAHOMA STATE (2.9)														
at TCU (2.11)														
WEST VIRGINIA (2.16)														
at Texas Tech (2.23)														
KANSAS STATE (2.25)														
at Oklahoma State (3.2)														
at Oklahoma (3.5)														
BAYLOR (3.9)														
TOTAL	759	118-248	.476	66-145	.455	23-30	.767	11-80-91	30	43	58	5	27	325

^ Starter

CAREER YEAR-BY-YEAR STATISTICS

SEASON	GP	GS	MIN	AVG	FG	FGA	PCT	3FG	3FGA	PCT	FT	FTA	PCT	OFF	DEF	TOT	AVG	PF	FO	AST	TO	BLK	STL	PTS	AVG
2015-16	19	0	91	4.8	14	25	.560	8	17	.471	3	6	.500	1	4	5	0.3	6	0	8	6	1	3	39	2.1
2016-17	36	6	878	24.4	97	219	.443	34	92	.370	38	46	.826	36	91	127	3.5	58	1	34	40	15	21	266	7.4
2017-18	39	35	1289	33.1	187	383	.488	59	158	.373	37	55	.673	37	150	187	4.8	74	0	83	64	13	34	470	12.1
2018-19	23	20	759	33.0	118	248	.476	66	145	.455	23	30	.767	11	80	91	4.0	30	0	43	58	5	27	325	14.1
TOTAL	117	61	3017	25.8	416	875	.475	167	412	.405	101	137	.737	85	325	410	3.5	168	1	168	168	34	85	1100	9.4

BIG 12 ONLY YEAR-BY-YEAR STATISTICS

SEASON	GP	GS	MIN	AVG	FG	FGA	PCT	3FG	3FGA	PCT	FT	FTA	PCT	OFF	DEF	TOT	AVG	PF	FO	AST	TO	BLK	STL	PTS	AVG
2015-16	8	0	25	3.1	5	9	.556	5	8	.625	0	0	.000	0	1	1	0.1	3	0	0	1	0	0	15	1.9
2016-17	18	0	424	23.6	41	99	.414	15	43	.349	25	30	.833	18	41	59	3.3	27	1	14	20	5	9	122	6.8
2017-18	18	14	587	32.6	63	152	.414	22	75	.293	14	24	.583	10	62	72	4.0	42	0	25	29	4	12	162	9.0
2018-19	10	9	306	30.6	45	98	.459	27	61	.443	9	11	.818	3	33	36	3.6	6	0	18	29	3	8	126	12.6
TOTAL	54	23	1342	24.9	154	358	.430	69	187	.369	48	65	.738	31	137	168	3.1	78	1	57	79	12	29	425	7.9



OCHAI AGBAJI

(OCH-eye uh-BAH-gee)

Freshman • Guard • 6-5 • 210 • Kansas City, Mo. • Oak Park HS

SEASON STATS

PPG	RPG	APG	FG%	3FG%	FT%
10.8	5.2	0.8	54%	39%	70%

LAST GAME VS. WEST VIRGINIA (2.16.19)

MIN	PTS	REBS	ASTS	BLKS	STLS
27	10	3	1	0	1

Played in his first game of the season vs. TCU (1/9) ... Previously declared a redshirt for 2018-19 on Nov. 5 ... A Kansas City product who is very athletic and has a great shooting touch ... Verbally committed to Kansas in February 2018 ... Bill Self compares Agbaji to Kansas City Jayhawk Travis Releford who played in 138 career games and was a two-year starter while at KU.

CAREER HONORS

Big 12 Newcomer of the Week (2.4.19)

CAREER HIGHS

Points	24	at Texas (1.29.19)
Field Goals	8	vs. Oklahoma State (2.9.19) at Texas (1.29.19)
Field Goal Att.	12	at TCU (2.11.19) vs. Oklahoma State (2.9.19)
3PT Field Goals	5	vs. Oklahoma State (2.9.19)
3PT Field Goal Att.	7	vs. Oklahoma State (2.9.19)
Free Throws	6	at TCU (2.11.19) at Texas (1.29.19)
Free Throw Att.	8	at Texas (1.29.19)
Rebounds	11	at TCU (2.11.19)
Assists	3	vs. Texas Tech (2.2.19)
Blocks	1	5x, last at TCU (2.11.19)
Steals	2	at Texas (1.29.19) vs. TCU (1.9.19)
Minutes	41	at TCU (2.11.19)

MISCELLANEOUS

	FRESHMAN/CAREER
Double-Doubles	2
10+ Points	6
20+ Points	3
5+ Rebounds	5
10+ Rebounds	2
3+ Assists	1
2+ 3PT Field Goals	4
2+ Steals	2
2+ Blocks	-
Led Team in Pts.	1
Led Team in Rebs.	3
Led Team in Assists	-
Led Team in Steals	-
Led Team in Blocks	2

2018-19 GAME-BY-GAME

OPPONENT (Date)	MP	FG-A	PCT	3PT-A	PCT	FT-A	PCT	O-D-T	PF	A	TO	BLK	ST	TP
vs. Michigan State (11.6)														
VERMONT (11.12)														
LOUISIANA (11.16)														
vs. Marquette (11.21)														
vs. Tennessee (11.23)														
STANFORD (12.1)														
WOFFORD (12.4)														
NEW MEXICO STATE (12.8)														
VILLANOVA (12.15)														
SOUTH DAKOTA (12.18)														
at Arizona State (12.22)														
EASTERN MICHIGAN (12.29)														
OKLAHOMA (1.2)														
at Iowa State (1.5)														
TCU (1.9)	25	3-5	.600	1-2	.500	0-0	---	1-3-4	2	1	0	1	2	7
at Baylor (1.12)	21	4-5	.800	1-2	.500	1-2	.500	1-2-3	2	0	0	0	1	10
TEXAS (1.14)	25	2-5	.400	0-2	.000	0-0	---	0-4-4	1	2	0	0	1	4
at West Virginia (1.19)	4	0-1	.000	0-0	---	0-0	---	1-2-3	0	0	3	0	0	0
IOWA STATE (1.21)	16	3-6	.500	2-4	.500	0-0	.000	1-4-5	5	0	2	1	0	8
at Kentucky (1.26)	21	2-6	.333	1-4	.250	2-2	1.000	2-0-2	0	0	1	0	0	7
*at Texas (1.29)	35	8-10	.800	2-4	.500	6-8	.750	4-3-7	4	0	2	1	2	24
*TEXAS TECH (2.2)	33	3-8	.375	1-4	.250	3-6	.500	1-9-10	3	3	2	0	1	10
*at Kansas State (2.5)	35	3-7	.429	0-2	.000	0-2	.000	1-3-4	3	0	4	1	1	6
*OKLAHOMA STATE (2.9)	36	8-12	.667	5-7	.714	2-2	1.000	1-5-6	1	2	0	0	0	23
*at TCU (2.11)	41	6-12	.500	2-6	.333	6-6	1.000	1-10-11	0	1	1	1	1	20
*WEST VIRGINIA (2.16)	27	4-9	.444	1-4	.250	1-2	.500	0-3-3	4	1	3	0	1	10
at Texas Tech (2.23)														
KANSAS STATE (2.25)														
at Oklahoma State (3.2)														
at Oklahoma (3.5)														
BAYLOR (3.9)														
TOTAL	319	46-86	.535	16-41	.390	21-30	.700	14-48-62	25	10	18	5	10	129

^ Starter

CAREER YEAR-BY-YEAR STATISTICS

SEASON	GP	GS	MIN	AVG	FG	FGA	PCT	3FG	3FGA	PCT	FT	FTA	PCT	OFF	DEF	TOT	AVG	PF	FO	AST	TO	BLK	STL	PTS	AVG
2018-19	12	6	319	26.6	46	86	.535	16	41	.390	21	30	.700	14	48	62	5.2	25	1	10	18	5	10	129	10.8
TOTAL	12	6	319	26.6	46	86	.535	16	41	.390	21	30	.700	14	48	62	5.2	25	1	10	18	5	10	129	10.8

BIG 12 ONLY YEAR-BY-YEAR STATISTICS

SEASON	GP	GS	MIN	AVG	FG	FGA	PCT	3FG	3FGA	PCT	FT	FTA	PCT	OFF	DEF	TOT	AVG	PF	FO	AST	TO	BLK	STL	PTS	AVG
2018-19	11	6	298	27.1	44	80	.550	15	37	.405	19	28	.679	12	48	60	5.5	25	1	10	17	5	10	122	11.1
TOTAL	11	6	298	27.1	44	80	.550	15	37	.405	19	28	.679	12	48	60	5.5	25	1	10	17	5	10	122	11.1

DAVID McCORMACK

Freshman • Forward • 6-10 • 265 • Norfolk, Va. • Oak Hill Academy

SEASON STATS

PPG	RPG	BPG	FG%	3FG%	FT%
2.2	2.3	0.4	51%	-	47%

LAST GAME VS. WEST VIRGINIA (2.16.19)

MIN	PTS	REBS	ASTS	BLKS	STLS
24	10	4	1	2	2

A 2018 McDonald's All-American who also represented the USA at the Nike Hoop Summit ... A big body who showed a lot of discipline in losing more than 50 pounds during high school ... Can play both power forward and center and can open up the middle with his outside shooting.



CAREER HONORS

CAREER HIGHS

Points	12	vs. South Dakota (12.18.18)
Field Goals	4	vs. West Virginia (2.16.19) vs. South Dakota (12.18.18)
Field Goal Att.	7	vs. South Dakota (12.18.18)
3PT Field Goals	-	
3PT Field Goal Att.	-	
Free Throws	4	vs. South Dakota (12.18.18)
Free Throw Att.	4	4x, last vs. West Virginia (2.16.19)
Rebounds	6	vs. South Dakota (12.18.18) vs. Louisiana (11.16.18)
Assists	2	at Texas (1.29.19)
Blocks	2	vs. West Virginia (2.16.19) vs. South Dakota (12.18.18)
Steals	2	vs. West Virginia (2.16.19)
Minutes	24	vs. West Virginia (2.16.19)

MISCELLANEOUS

	FRESHMAN/CAREER
Double-Doubles	-
10+ Points	2
20+ Points	-
5+ Rebounds	4
10+ Rebounds	-
2+ Assists	1
1+ 3PT Field Goals	-
2+ Steals	1
2+ Blocks	2
Led Team in Pts.	-
Led Team in Rebs.	-
Led Team in Assists	-
Led Team in Steals	1
Led Team in Blocks	3

2018-19 GAME-BY-GAME

OPPONENT (Date)	MP	FG-A	PCT	3PT-A	PCT	FT-A	PCT	O-D-T	PF	A	TO	BLK	ST	TP
vs. Michigan State (11.6)	5	1-2	.500	0-0	---	1-4	.250	1-2-3	1	1	0	0	0	3
VERMONT (11.12)						DNP								
LOUISIANA (11.16)	10	1-4	.250	0-0	---	0-0	---	4-2-6	0	0	0	1	0	2
vs. Marquette (11.21)	2	1-1	1.000	0-0	---	0-0	---	0-0-0	0	0	0	0	0	2
vs. Tennessee (11.23)	4	0-0	---	0-0	---	0-0	---	0-1-1	1	0	2	0	0	0
STANFORD (12.1)	1	0-0	---	0-0	---	0-0	---	0-1-1	0	0	0	0	0	0
WOFFORD (12.4)	5	3-5	.600	0-0	---	0-0	---	0-3-3	0	0	0	0	0	6
NEW MEXICO STATE (12.8)	4	0-1	.000	0-0	---	0-0	---	0-0-0	0	0	0	1	0	0
VILLANOVA (12.15)	1	0-0	---	0-0	---	0-0	---	0-0-0	0	0	0	0	0	0
SOUTH DAKOTA (12.18)	17	4-7	.571	0-0	---	4-4	1.000	1-5-6	2	1	0	2	0	12
at Arizona State (12.22)	11	1-2	.500	0-0	---	0-0	---	2-2-4	2	0	0	1	0	2
EASTERN MICHIGAN (12.29)	17	2-2	1.000	0-0	---	0-1	.000	0-5-5	2	0	0	1	1	4
OKLAHOMA (1.2)	6	0-1	.000	0-0	---	0-0	---	1-0-1	1	0	1	0	1	0
at Iowa State (1.5)	10	1-2	.500	0-0	---	0-0	---	0-1-1	1	0	0	0	0	2
TCU (1.9)	1	0-0	---	0-0	---	0-0	---	0-0-0	0	0	0	0	0	0
at Baylor (1.12)	6	0-0	---	0-0	---	0-0	---	0-0-0	1	0	0	0	0	0
TEXAS (1.14)	8	1-3	.333	0-0	---	0-1	.000	3-1-4	2	0	1	0	0	2
at West Virginia (1.19)	8	1-1	1.000	0-0	---	0-0	---	1-3-4	0	0	0	0	0	2
IOWA STATE (1.21)	2	0-0	---	0-0	---	0-0	---	0-1-1	0	0	0	0	0	0
at Kentucky (1.26)	8	0-1	.000	0-0	---	0-1	.000	1-2-3	1	0	0	0	0	0
at Texas (1.29)	9	1-1	1.000	0-0	---	0-0	---	0-0-0	1	2	1	0	0	2
TEXAS TECH (2.2)	6	0-0	---	0-0	---	0-0	---	0-1-1	0	0	2	0	0	0
at Kansas State (2.5)						DNP								
*OKLAHOMA STATE (2.9)	14	0-3	.000	0-0	---	0-0	---	4-1-5	2	0	0	1	0	0
*at TCU (2.11)	17	1-3	.333	0-0	---	2-4	.500	1-2-3	4	0	0	1	0	4
*WEST VIRGINIA (2.16)	24	4-4	1.000	0-0	---	2-4	.500	3-1-4	4	1	4	2	2	10
at Texas Tech (2.23)														
KANSAS STATE (2.25)														
at Oklahoma State (3.2)														
at Oklahoma (3.5)														
BAYLOR (3.9)														
TOTAL	196	22-43	.512	0-0	---	9-19	.474	22-34-56	25	5	11	10	4	53

^ Starter

CAREER YEAR-BY-YEAR STATISTICS

SEASON	GP	GS	MIN	AVG	FG	FGA	PCT	3FG	3FGA	PCT	FT	FTA	PCT	OFF	DEF	TOT	AVG	PF	FO	AST	TO	BLK	STL	PTS	AVG
2018-19	24	3	196	8.2	22	43	.512	0	0	.000	9	19	.474	22	34	56	2.3	25	0	5	11	10	4	53	2.2
TOTAL	24	3	196	8.2	22	43	.512	0	0	.000	9	19	.474	22	34	56	2.3	25	0	5	11	10	4	53	2.2

BIG 12 ONLY YEAR-BY-YEAR STATISTICS

SEASON	GP	GS	MIN	AVG	FG	FGA	PCT	3FG	3FGA	PCT	FT	FTA	PCT	OFF	DEF	TOT	AVG	PF	FO	AST	TO	BLK	STL	PTS	AVG
2018-19	12	3	111	9.3	9	18	.500	0	0	.000	4	9	.444	13	11	24	2.0	16	0	3	9	4	3	22	1.8
TOTAL	12	3	111	9.3	9	18	.500	0	0	.000	4	9	.444	13	11	24	2.0	16	0	3	9	4	3	22	1.8



UDOKA AZUBUIKE

(you-DOE-kuh az-uh-BOO-kee)

Junior • Center • 7-0 • 270 • Delta, Nigeria • Potter's House Christian Academy

SEASON STATS

PPG	RPG	BPG	FG%	3FG%	FT%
13.4	6.8	1.6	71%	-	34%

LAST GAME VS. OKLAHOMA (1.2.19)

MIN	PTS	REBS	ASTS	BLKS	STLS
23	8	9	0	2	0

Announced Jan. 6 he will miss the remainder of the 2018-19 season due to surgery on his right wrist ... Led NCAA Division I in field goal percentage at 77.0, which ranks second best for a season in NCAA history ... Posted his sixth double-double of the season with 14 points and 11 rebounds vs. Clemson (3/23) ... Had 11 games with nine or more rebounds ... Ranked seventh in the Big 12 in rebound average (7.0) and sixth in blocked shots (1.7) ... Posted seven 20-point games season in 2017-18 ... Played in 11 games with six starts as a freshman in 2016-17 before a season-ending wrist injury.

CAREER HONORS

- Kareem Abdul-Jabbar Center of the Year Award Candidate (1 of 20)
- Preseason All-Big 12 Honorable Mention
- All-Big 12 Third Team [2017-18]
- Academic All-Big 12 Second Team [2017-18]

CAREER HIGHS

Points	26	at Nebraska (12.16.17)
Field Goals	13	at Nebraska (12.16.17)
Field Goal Att.	17	vs. Vermont (11.12.18)
	17	at Nebraska (12.16.17)
3PT Field Goals	-	-
3PT Field Goal Att.	-	-
Free Throws	7	vs. West Virginia (2.17.18)
Free Throw Att.	11	vs. Baylor (1.20.18)
Rebounds	13	at Texas (12.29.17)
Assists	2	4x, last vs. Marquette (11.21.18)
Blocks	5	vs. Texas (2.26.18) vs. Kansas State (1.13.18)
Steals	3	vs. Oklahoma (2.19.18)
Minutes	34	3x, last vs. Vermont (11.12.18)

MISCELLANEOUS

	FR	SO	JR	CAREER
Double-Doubles	1	6	1	8
10+ Points	1	25	5	30
20+ Points	0	7	2	9
5+ Rebounds	4	30	5	39
10+ Rebounds	1	6	1	8
3+ Assists	0	0	-	0
2+ Steals	0	4	-	4
2+ Blocks	5	19	4	28
Led Team in Pts.	0	7	1	8
Led Team in Rebs.	3	20	2	25
Led Team in Assists	0	0	-	0
Led Team in Steals	0	1	-	1
Led Team in Blocks	6	22	5	33

2018-19 GAME-BY-GAME

OPPONENT (Date)	MP	FG-A	PCT	3PT-A	PCT	FT-A	PCT	O-D-T	PF	A	TO	BLK	ST	TP
^vs. Michigan State (11.6)	20	7-10	.700	0-0	---	3-7	.429	2-1-3	4	1	2	4	1	17
^VERMONT (11.12)	34	10-17	.588	0-0	---	3-6	.500	1-10-11	2	0	3	1	0	23
^LOUISIANA (11.16)	23	8-10	.800	0-0	---	1-4	.250	4-4-8	3	1	2	4	0	17
^vs. Marquette (11.21)	15	3-5	.600	0-0	---	0-3	.000	1-3-4	4	2	2	0	0	6
^vs. Tennessee (11.23)	17	4-6	.667	0-0	---	1-2	.500	1-3-4	5	0	4	1	1	9
^STANFORD (12.1)	28	9-11	.818	0-0	---	0-3	.000	3-6-9	4	1	2	0	1	18
^WOFFORD (12.4)	4	0-1	.000	0-0	---	0-0	---	2-2-4	0	0	0	0	0	0
NEW MEXICO STATE (12.8)								DNP -- INJURED						
VILLANOVA (12.15)								DNP -- INJURED						
SOUTH DAKOTA (12.18)								DNP -- INJURED						
at Arizona State (12.22)								DNP -- INJURED						
^EASTERN MICHIGAN (12.29)	20	10-13	.769	0-0	---	3-6	.500	3-6-9	2	0	2	2	1	23
^OKLAHOMA (1.2)	23	4-5	.800	0-0	---	0-1	.000	3-6-9	2	0	1	2	0	8
at Iowa State (1.5)								DNP -- INJURED						
TCU (1.9)								DNP -- INJURED						
at Baylor (1.12)								DNP -- INJURED						
TEXAS (1.14)								DNP -- INJURED						
at West Virginia (1.19)								DNP -- INJURED						
IOWA STATE (1.21)								DNP -- INJURED						
at Kentucky (1.26)								DNP -- INJURED						
at Texas (1.29)								DNP -- INJURED						
TEXAS TECH (2.2)								DNP -- INJURED						
at Kansas State (2.5)								DNP -- INJURED						
OKLAHOMA STATE (2.9)								DNP -- INJURED						
at TCU (2.11)								DNP -- INJURED						
WEST VIRGINIA (2.16)								DNP -- INJURED						
at Texas Tech (2.23)														
KANSAS STATE (2.25)														
at Oklahoma State (3.2)														
at Oklahoma (3.5)														
BAYLOR (3.9)														
TOTAL	184	55-78	.705	0-0	---	11-32	.344	20-41-61	26	5	18	14	4	121

^ Starter

CAREER YEAR-BY-YEAR STATISTICS

SEASON	GP	GS	MIN	AVG	FG	FGA	PCT	3FG	3FGA	PCT	FT	FTA	PCT	OFF	DEF	TOT	AVG	PF	FO	AST	TO	BLK	STL	PTS	AVG
2016-17	11	6	142	12.9	22	35	.629	0	0	.000	11	29	.379	13	35	48	4.4	31	0	2	15	18	2	55	5.0
2017-18	36	34	848	23.6	211	274	.770	0	0	.000	45	109	.413	87	165	252	7.0	108	4	24	63	60	20	467	13.0
2018-19	9	9	184	20.4	55	78	.705	0	0	.000	11	32	.344	20	41	61	6.8	26	1	5	18	14	4	121	13.4
TOTAL	56	49	1174	21.0	288	387	.744	0	0	.000	67	170	.394	120	241	361	6.4	165	5	31	96	92	26	643	11.5

BIG 12 ONLY YEAR-BY-YEAR STATISTICS

SEASON	GP	GS	MIN	AVG	FG	FGA	PCT	3FG	3FGA	PCT	FT	FTA	PCT	OFF	DEF	TOT	AVG	PF	FO	AST	TO	BLK	STL	PTS	AVG
2016-17	-	-	-	-	-	-	-	-	-	-	-	-	-	-	-	-	-	-	-	-	-	-	-	-	-
2017-18	18	18	431	23.9	100	127	.787	0	0	.000	32	76	.421	42	76	118	6.6	59	2	11	38	32	11	232	12.9
2018-19	1	1	23	23.0	4	5	.800	0	0	.000	0	1	.000	3	6	9	9.0	2	0	0	1	2	0	8	8.0
TOTAL	19	19	454	23.9	104	132	.788	0	0	.000	32	77	.416	45	82	127	6.7	61	2	11	39	34	11	240	12.6



MITCH LIGHTFOOT

Junior • Forward • 6-8 • 225 • Gilbert, Arizona • Gilbert Christian HS

SEASON STATS

PPG	RPG	BPG	FG%	3FG%	FT%
2.1	2.8	0.8	57%	0%	50%

LAST GAME VS. WEST VIRGINIA (2.16.19)

MIN	PTS	REBS	ASTS	BLKS	STLS
23	5	7	1	3	1

Started seven games in 2017-18 ... Pulled down a career-high 11 rebounds vs. Penn (3/18) with nine points ... Went 22-for-31 (71.0 percent) in his last 11 games ... Finished second on the team with 54 blocked shots ... Ranked eighth in the Big 12 with 1.5 blocked shots per game ... Led Kansas with 16 charges drawn ... Was born in Kansas City and moved to Arizona as a youth ... Played in 26 games as a freshman.

CAREER HONORS

CAREER HIGHS

Points	11	vs. Oakland (11.24.17)
Field Goals	4	4x, last vs. Kansas State (3.9.18)
Field Goal Att.	7	at West Virginia (1.15.18) vs. Texas Southern (11.21.17)
3PT Field Goals	2	vs. Tennessee St. (11.10.17)
3PT Field Goal Att.	3	vs. Texas Southern (11.21.17)
Free Throws	4	at Nebraska (12.16.17) vs. Oakland (11.24.17)
Free Throw Att.	5	vs. Oklahoma State (2.9.19)
Rebounds	11	vs. Penn (3.15.18)
Assists	2	vs. Eastern Michigan (12.29.18) at Baylor (2.10.18)
Blocks	6	at TCU (1.6.18)
Steals	2	at Iowa State (2.13.18)
Minutes	27	vs. Penn (3.15.18)

MISCELLANEOUS

	FR	SO	JR	CAREER
Double-Doubles	0	0	-	0
10+ Points	0	2	-	2
20+ Points	0	0	-	0
5+ Rebounds	1	10	7	18
10+ Rebounds	0	1	-	1
2+ Assists	0	1	1	2
2+ 3PT Field Goals	0	1	-	1
2+ Steals	0	1	-	1
2+ Blocks	3	13	3	19
Led Team in Pts.	0	0	-	0
Led Team in Rebs.	0	2	2	4
Led Team in Assists	0	0	-	0
Led Team in Steals	0	1	-	1
Led Team in Blocks	6	19	8	33

2018-19 GAME-BY-GAME

OPPONENT (Date)	MP	FG-A	PCT	3PT-A	PCT	FT-A	PCT	O-D-T	PF	A	TO	BLK	ST	TP
vs. Michigan State (11.6)	6	2-2	1.000	0-0	---	0-0	---	1-0-1	3	0	0	1	0	4
VERMONT (11.12)	6	0-1	.000	0-1	.000	1-2	.500	0-1-1	1	1	0	1	0	1
LOUISIANA (11.16)	2	0-0	---	0-0	---	0-0	---	0-0-0	1	0	1	0	0	0
vs. Marquette (11.21)	13	1-1	1.000	0-0	---	1-1	1.000	1-1-2	0	1	0	1	0	3
vs. Tennessee (11.23)	8	0-0	---	0-0	---	0-0	---	0-3-3	0	0	0	1	0	0
STANFORD (12.1)	5	0-1	.000	0-0	---	0-0	---	1-0-1	0	0	0	0	0	0
WOFFORD (12.4)	6	0-0	---	0-0	---	0-0	---	1-1-2	0	0	1	0	0	0
NEW MEXICO STATE (12.8)	18	3-6	.500	0-1	.000	1-2	.500	2-4-6	3	1	1	1	0	7
VILLANOVA (12.15)	14	1-1	1.000	0-0	---	0-1	.000	0-2-2	1	0	1	1	0	2
SOUTH DAKOTA (12.18)	14	2-3	.667	0-1	.000	3-4	.750	3-3-6	1	1	0	1	0	7
at Arizona State (12.22)	8	0-1	.000	0-0	---	0-0	---	1-1-2	2	0	1	1	0	0
EASTERN MICHIGAN (12.29)	11	2-3	.667	0-0	---	0-0	---	1-5-6	4	2	0	0	0	4
OKLAHOMA (1.2)	4	0-0	---	0-0	---	0-0	---	1-0-1	0	0	0	0	0	0
at Iowa State (1.5)	7	0-1	.000	0-1	.000	0-0	---	0-0-0	1	0	1	0	0	0
TCU (1.9)	10	1-1	1.000	0-0	---	0-0	---	0-3-3	0	0	0	0	0	2
at Baylor (1.12)	3	0-0	---	0-0	---	0-0	---	0-2-2	2	0	0	1	0	0
TEXAS (1.14)	6	0-1	.000	0-0	---	0-2	.000	0-0-0	1	0	0	0	0	0
at West Virginia (1.19)	4	0-0	---	0-0	---	0-0	---	0-0-0	1	0	0	0	0	0
IOWA STATE (1.21)								DNP						
at Kentucky (1.26)								DNP						
at Texas (1.29)	14	0-1	.000	0-0	---	0-0	---	0-0-0	3	0	0	1	0	0
TEXAS TECH (2.2)	7	0-0	---	0-0	---	0-0	---	0-1-1	2	0	1	0	0	0
at Kansas State (2.5)	14	2-2	1.000	0-0	---	2-2	1.000	3-2-5	2	0	0	0	0	6
OKLAHOMA STATE (2.9)	20	2-3	.667	0-1	.000	2-5	.400	5-4-9	5	1	0	2	1	6
at TCU (2.11)	22	2-4	.500	0-1	.000	0-1	.000	3-3-6	5	0	0	3	1	4
WEST VIRGINIA (2.16)	23	2-3	.667	0-0	---	1-2	.500	1-6-7	3	1	1	3	1	5
at Texas Tech (2.23)														
KANSAS STATE (2.25)														
at Oklahoma State (3.2)														
at Oklahoma (3.5)														
BAYLOR (3.9)														
TOTAL	245	20-35	.571	0-6	.000	11-22	.500	24-42-66	41	8	8	18	3	51

^ Starter

CAREER YEAR-BY-YEAR STATISTICS

SEASON	GP	GS	MIN	AVG	FG	FGA	PCT	3FG	3FGA	PCT	FT	FTA	PCT	OFF	DEF	TOT	AVG	PF	FO	AST	TO	BLK	STL	PTS	AVG
2016-17	26	0	102	3.9	10	18	.556	2	3	.667	2	12	.167	9	16	25	1.0	17	0	1	7	11	2	24	0.9
2017-18	38	7	531	14.0	60	105	.571	6	17	.353	18	25	.720	48	68	116	3.1	83	3	10	29	54	10	144	3.8
2018-19	24	0	245	10.2	20	35	.571	0	6	.000	11	22	.500	24	42	66	2.8	41	2	8	8	18	3	51	2.1
TOTAL	88	7	878	10.0	90	158	.570	8	26	.308	31	59	.525	81	126	207	2.4	141	5	19	44	83	15	219	2.5

BIG 12 ONLY YEAR-BY-YEAR STATISTICS

SEASON	GP	GS	MIN	AVG	FG	FGA	PCT	3FG	3FGA	PCT	FT	FTA	PCT	OFF	DEF	TOT	AVG	PF	FO	AST	TO	BLK	STL	PTS	AVG
2016-17	10	0	39	3.9	2	5	.400	0	0	.000	1	4	.250	4	5	9	0.9	7	0	0	3	6	0	5	0.5
2017-18	18	2	238	13.2	26	51	.510	1	8	.125	3	5	.600	24	22	46	2.6	33	1	7	6	27	5	56	3.1
2018-19	12	0	134	11.2	9	16	.563	0	3	.000	5	12	.417	13	21	34	2.8	25	2	2	3	10	3	23	1.9
TOTAL	40	2	411	10.3	37	72	.514	1	11	.091	9	21	.429	43	48	89	2.2	65	3	9	12	43	8	84	2.1

GAME-BY-GAME COMPARISONS

Opponent	1st	2nd	Score	Mar	Total FG	FG Pct	3-Pointers	3FG Pct	Free Throws	FT Pct	Rebounds	Mar	Assist	TOver	Block	Steal	Fouls
vs. Michigan State (11/6)	50/36	42/51	92-87	+5	31-69/26-59	.449/.441	10-23/12-23	.435/.522	20-33/23-35	.606/.657	42/40	+2	21/19	11/18	7/7	10/5	28/25
VERMONT (11/12)	40/36	44/32	84-68	+16	33-63/23-56	.524/.411	12-19/9-26	.632/.346	6-10/13-17	.600/.765	38/28	+10	19/11	13/12	2/2	7/3	18/13
LOUISIANA (11/16)	44/41	45/35	89-76	+13	32-65/27-63	.492/.429	8-22/12-36	.364/.333	17-26/10-12	.654/.833	45/32	+13	20/16	16/15	5/0	6/10	14/20
vs. Marquette (11/21)	38/47	39/21	77-68	+9	28-58/25-60	.483/.417	5-10/14-31	.500/.452	16-24/4-5	.667/.800	38/31	+7	10/17	8/13	5/7	6/2	15/22
vs. Tennessee (11/23)	31/33	38/36	87-81	+6	30-60/31-75	.500/.413	5-17/7-27	.294/.259	22-34/12-17	.647/.706	43/40	+3	13/19	16/14	2/4	6/5	18/25
STANFORD (12/1)	29/35	46/40	90-84	+6	32-64/28-63	.500/.444	7-16/12-34	.438/.353	19-27/16-19	.704/.842	37/36	+1	12/13	11/18	0/6	10/3	20/22
WOFFORD (12/4)	29/26	43/21	72-47	+25	31-63/17-65	.492/.262	3-23/5-26	.130/.192	7-10/8-10	.700/.800	36/45	(9)	11/5	7/18	5/3	9/1	11/14
NEW MEXICO ST. (12/8)	26/28	37/32	63-60	+3	25-58/25-55	.431/.455	7-21/7-26	.333/.269	6-12/3-10	.500/.300	36/37	(1)	15/20	13/16	4/4	7/6	15/15
VILLANOVA (12/15)	33/31	41/40	74-71	+3	23-46/24-59	.500/.407	5-15/8-28	.333/.286	23-30/15-19	.767/.789	35/26	+9	9/8	14/9	2/2	4/5	19/21
SOUTH DAKOTA (12/18)	37/27	52/26	89-53	+36	34-66/22-58	.515/.379	9-23/3-13	.391/.231	12-15/6-13	.800/.462	42/31	+11	19/14	12/17	5/2	11/8	16/15
at Arizona State (12/22)	39/31	37/49	76-80	(4)	27-65/26-63	.415/.413	7-28/8-21	.250/.381	15-16/20-32	.938/.625	40/41	(1)	13/13	16/11	5/5	6/9	22/12
Eastern Michigan (12/29)	46/25	41/38	87-63	+24	31-56/21-70	.554/.300	7-21/6-32	.333/.188	18-26/15-23	.692/.652	42/42	-	25/7	17/16	4/1	7/9	20/23
OKLAHOMA (1/2)	40/25	30/38	70-63	+7	26-63/25-62	.413/.403	4-21/5-22	.190/.227	14-22/8-13	.636/.615	42/40	+2	10/9	14/17	6/2	11/5	17/17
at Iowa State (1/5)	32/36	28/41	60-77	(17)	24-56/28-61	.429/.459	6-20/13-25	.300/.520	6-11/8-10	.545/.800	41/26	+15	12/18	24/12	1/4	6/13	10/12
TCU (1/9)	40/31	37/37	77-68	+9	26-60/25-54	.433/.463	5-21/9-21	.238/.429	20-27/9-13	.741/.692	34/34	-	13/12	12/20	2/3	10/6	13/18
at Baylor (1/12)	35/25	38/43	73-68	+5	24-44/25-75	.545/.333	9-16/9-31	.563/.290	16-27/9-15	.593/.600	30/49	(19)	13/13	14/14	11/3	6/9	19/23
TEXAS (1/14)	38/40	42/38	80-78	+2	29-54/29-69	.537/.420	11-22/13-34	.500/.382	11-21/7-7	.524/1.000	31/38	(7)	14/19	4/6	1/2	5/2	12/18
at West Virginia (1/19)	23/23	41/42	64-65	(1)	24-55/25-54	.436/.463	5-16/5-14	.313/.357	11-13/10-14	.846/.714	34/28	+6	6/12	18/13	1/2	7/11	15/14
IOWA STATE (1/21)	37/42	43/34	80-76	+4	33-64/27-62	.516/.435	6-14/12-30	.429/.400	8-13/10-17	.615/.588	38/36	+2	10/12	11/14	3/3	7/7	17/18
at Kentucky (1/26)	33/30	30/41	63-71	(8)	23-63/25-64	.365/.391	9-23/4-18	.391/.222	8-11/17-23	.727/.739	36/49	(13)	9/14	8/11	2/8	4/4	21/13
at Texas (1/29)	23/26	40/47	63-73	(10)	22-51/21-50	.431/.420	6-18/10-28	.333/.357	13-16/21-23	.813/.913	27/31	(4)	10/13	13/12	4/2	8/5	20/13
TEXAS TECH (2/2)	46/26	33/37	79-63	+16	27-59/22-64	.458/.344	13-30/6-28	.433/.214	12-19/13-22	.632/.591	39/42	(3)	19/8	13/11	3/5	6/7	18/15
at Kansas State (2/5)	33/30	34/44	67-74	(7)	24-52/25-58	.462/.431	7-20/10-24	.350/.417	12-16/14-24	.750/.583	36/30	+6	11/17	23/12	4/1	9/11	23/15
OKLAHOMA STATE (2/9)	36/36	48/36	84-72	+12	31-62/24-55	.500/.436	11-29/9-20	.379/.450	11-15/15-18	.733/.833	38/27	+11	14/11	8/8	3/3	5/4	15/15
at TCU (2/11)	37/37	32/32	82-77	+5	28-68/27-71	.412/.380	9-30/8-26	.300/.308	17-23/15-24	.739/.625	49/43	+6	13/13	15/13	5/4	5/8	22/18
WEST VIRGINIA (2/16)	43/16	35/37	78-53	+25	28-53/20-59	.528/.339	8-20/3-23	.400/.130	14-18/10-15	.778/.667	31/36	(5)	17/14	19/24	6/4	7/11	16/18
at Texas Tech (2/23)																	
KANSAS STATE (2/25)																	
at Oklahoma State (3/2)																	
at Oklahoma (3/5)																	
BAYLOR (3/9)																	

Note: Game totals are displayed in the format KANSAS/OPPONENT for each category

SPECIALTY SCORING STATS

Opponent	PAINT			OFF TURNOVERS			2ND CHANCE			FAST BREAK			BENCH		
	KU	OPP	MARGIN	KU	OPP	MARGIN	KU	OPP	MARGIN	KU	OPP	MARGIN	KU	OPP	MARGIN
vs. Michigan State (11/6)	40	24	+16	20	11	+9	12	11	+1	24	26	(2)	16	18	(2)
VERMONT (11/12)	32	16	+16	18	9	+9	16	5	+11	11	5	+6	12	11	+1
LOUISIANA (11/16)	44	24	+20	17	23	(6)	20	4	+16	7	23	-16	10	7	+3
vs. Marquette (11/21)	40	16	+24	15	5	+10	11	6	+5	8	0	+8	16	10	+6
vs. Tennessee (11/23)	48	40	+8	14	16	(2)	11	9	+2	12	0	+12	17	12	+5
STANFORD (12/1)	46	32	+14	22	9	+13	20	9	+11	5	2	+3	9	14	(5)
WOFFORD (12/4)	46	16	+30	25	5	+20	7	12	(5)	17	3	+14	15	14	+1
NEW MEXICO ST. (12/8)	32	36	(4)	29	16	+13	14	12	+2	6	5	+1	15	19	(4)
VILLANOVA (12/15)	24	30	(6)	10	9	+1	10	12	(2)	5	2	+3	4	0	+4
SOUTH DAKOTA (12/18)	38	32	+6	19	11	+8	10	5	+5	17	2	+15	40	30	+10
at Arizona State (12/22)	38	26	+12	10	13	(3)	6	11	(5)	10	7	+3	5	26	(21)
Eastern Michigan (12/29)	46	20	+26	20	17	+3	12	7	+5	16	9	+7	21	30	(9)
OKLAHOMA (1/2)	40	32	+8	22	14	+8	13	6	+7	12	6	+6	7	7	-
at Iowa State (1/5)	32	20	+12	4	20	(16)	12	6	+6	4	3	+1	6	14	(8)
TCU (1/9)	38	30	+8	24	13	+11	13	7	+6	8	6	+2	16	14	+2
at Baylor (1/12)	24	32	(8)	15	17	(2)	5	14	(9)	2	4	(2)	13	24	(11)
TEXAS (1/14)	34	28	+6	12	3	+9	2	17	(15)	6	3	+3	6	24	(18)
at West Virginia (1/19)	32	34	(2)	15	9	+6	6	8	(2)	4	6	(2)	4	28	(24)
IOWA STATE (1/21)	46	26	+20	17	8	+9	10	10	-	4	6	(2)	10	3	+7
at Kentucky (1/26)	20	38	(18)	10	8	+2	17	18	(1)	6	8	(2)	7	0	+7
at Texas (1/29)	30	16	+14	13	7	+6	13	10	+3	15	2	+13	12	18	(6)
TEXAS TECH (2/2)	26	26	-	15	16	(1)	5	10	(5)	14	5	+9	5	14	(9)
at Kansas State (2/5)	32	26	+6	12	22	(10)	13	7	+6	10	10	-	17	20	(3)
OKLAHOMA STATE (2/9)	28	22	+6	7	10	(3)	11	11	-	9	10	(1)	12	4	+8
at TCU (2/11)	34	36	(2)	13	15	(2)	14	9	+5	8	20	(12)	14	20	(6)
WEST VIRGINIA (2/16)	30	20	+10	24	18	+6	9	10	(1)	6	14	(8)	25	21	+4
at Texas Tech (2/23)															
KANSAS STATE (2/25)															
at Oklahoma State (3/2)															
at Oklahoma (3/5)															
BAYLOR (3/9)															
AVG/GM - OVERALL	35.4	26.8	+8.4	16.2	12.5	+3.7	11.2	9.5	+1.7	9.5	7.2	+2.3	12.8	15.5	(2.7)
AVG/GM - BIG 12 ONLY	32.8	26.8	+6.0	14.8	13.2	+1.6	9.7	9.6	+0.1	7.8	7.3	+0.5	11.3	16.2	(4.9)

INDIVIDUAL LEADERS GAME-BY-GAME

OPPONENT	SCORE	W/L	POINTS	REBOUNDS	ASSISTS	STEALS	BLOCKS
vs. Michigan State (11/6)	92-87	W	21-Quentin Grimes	14-Dedric Lawson	6-Dedric Lawson	3-Lagerald Vick Devon Dotson	4-Udoka Azubuike
VERMONT (11/12)	84-68	W	32-Lagerald Vick	11-Udoka Azubuike	10-Quentin Grimes	2-Devon Dotson Marcus Garrett	1-Mitch Lightfoot Udoka Azubuike
LOUISIANA (11/16)	89-76	W	33-Lagerald Vick	9-Lagerald Vick	5-Marcus Garrett	2-Lagerald Vick	4-Udoka Azubuike
vs. Marquette (11/21)	77-68	W	26-Dedric Lawson	12-Dedric Lawson	4-Devon Dotson	3-Devon Dotson	2-Marcus Garrett Dedric Lawson
vs. Tennessee (11/23)	87-81	WOT	24-Dedric Lawson	13-Dedric Lawson	5-Dedric Lawson	2-K.J. Lawson	1-Mitch Lightfoot Udoka Azubuike
STANFORD (12/1)	90-84	WOT	27-Lagerald Vick	15-Dedric Lawson	4-Devon Dotson	4-Marcus Garrett	-
WOFFORD (12/4)	72-47	W	20-Dedric Lawson	8-Dedric Lawson	3-Three Tied	3-Devon Dotson	3-Dedric Lawson
NEW MEXICO STATE (12/8)	63-60	W	20-Dedric Lawson	10-Dedric Lawson	5-Lagerald Vick	3-Charlie Moore	1-Four Tied
VILLANOVA (12/15)	74-71	W	29-Lagerald Vick	12-Dedric Lawson	3-Marcus Garrett	4-Marcus Garrett	1-Marcus Garrett Mitch Lightfoot
SOUTH DAKOTA (12/18)	89-53	W	18-Charlie Moore	14-Dedric Lawson	6-Devon Dotson	3-Three Tied	2-David McCormack
at Arizona State (12/22)	76-80	L	30-Dedric Lawson	14-Dedric Lawson	5-Devon Dotson	2-Charlie Moore Lagerald Vick	1-Five Tied
EASTERN MICHIGAN (12/29)	87-63	W	23-Udoka Azubuike	9-Udoka Azubuike	5-Dedric Lawson	3-Devon Dotson	2-Udoka Azubuike
OKLAHOMA (1/2)	70-63	W	16-Devon Dotson	15-Dedric Lawson	5-Marcus Garrett	4-Devon Dotson	3-Dedric Lawson
at Iowa State (1/5)	60-77	L	19-Quentin Grimes	12-Dedric Lawson	3-Dedric Lawson Devon Dotson	2-Devon Dotson Lagerald Vick	1-Dedric Lawson
TCU (1/9)	77-68	W	31-Dedric Lawson	14-Dedric Lawson	4-Lagerald Vick	3-Dedric Lawson	1-Ochai Agbaji Devon Dotson
at Baylor (1/12)	73-68	W	18-Vick, Lagerald	6-Grimes, Quentin	5-Dotson, Devon	5-Lawson, Dedric	5-Lawson, Dedric
TEXAS (1/14)	80-78	W	21-Vick, Lagerald	8-Lawson, Dedric	5-Dotson, Devon	3-Garrett, Marcus	1-Garrett, Marcus
at West Virginia (1/19)	64-65	L	15-Lawson, Dedric Garrett, Marcus	11-Lawson, Dedric	3-Garrett, Marcus	6-Garrett, Marcus	1-Lawson, Dedric
IOWA STATE (1/21)	80-76	W	29-Lawson, Dedric	15-Lawson, Dedric	8-Dotson, Devon	3-Garrett, Marcus	1-Three Tied
at Kentucky (1/26)	63-71	L	20-Lawson, Dedric	15-Lawson, Dedric	4-Dotson, Devon	2-Garrett, Marcus	1-Lawson, Dedric Garrett, Marcus
at Texas (1/29)	63-73	L	24-Agbaji, Ochai	7-Lawson, Dedric Agbaji, Ochai	4-Dotson, Devon	3-Lawson, Dedric	2-Lawson, Dedric
TEXAS TECH (2/2)	79-63	W	25-Lawson, Dedric	10-Agbaji, Ochai Lawson, Dedric	6-Moore, Charlie	3-Dotson, Devon	2-Lawson, Dedric
at Kansas State (2/5)	67-74	L	18-Lawson, Dedric	9-Lawson, Dedric	5-Dotson, Devon	3-Dotson, Devon	2-Lawson, Dedric
OKLAHOMA STATE (2/9)	84-72	W	25-Lawson, Dedric	9-Lightfoot, Mitch	5-Lawson, Dedric	2-Dotson, Devon	2-Lightfoot, Mitch
at TCU (2/11)	82-77	WOT	25-Dotson, Devon	11-Agbaji, Ochai	5-Dotson, Devon	2-Dotson, Devon	3-Lightfoot, Mitch
WEST VIRGINIA (2/16)	78-53	W	15-Lawson, K.J. Dotson, Devon	7-Lightfoot, Mitch	8-Dotson, Devon	2-Grimes, Quentin McCormack, David	3-Lightfoot, Mitch
at Texas Tech (2/23)							
KANSAS STATE (2/25)							
at Oklahoma State (3/2)							
at Oklahoma (3/5)							
BAYLOR (3/9)							

INDIVIDUAL SUPERLATIVES

CATEGORY	KANSAS	OPPONENT
Points Scored	33 by Lagerald Vick vs. Louisiana (11-16-18)	29 by Phil Booth of Villanova (12-15-18)
Total Field Goals	13 by Detric Lawson vs. Iowa State (1-21-19)	11 by Phil Booth of Villanova (12-15-18)
Total FGs Attempted	19 by Detric Lawson vs. TCU (1-9-19)	23 by Markus Howard of Marquette (11-21-18)
Highest FG% (5 made)	85.7 (12-14) by Lagerald Vick vs. Vermont (11-12-18)	100.0 (5-5) by Jermaine Haley of West Virginia (1-19-19)
Highest FG% (10 made)	85.7 (12-14) by Lagerald Vick vs. Vermont (11-12-18)	58.8 (10-17) by Stanley Umude of South Dakota (12-18-18)
3-Point Field Goals	8 by Lagerald Vick vs. Vermont (11-12-18)	6 by Sam Hauser of Marquette (11-21-18)
3-Pt. FGs Attempted	12 by Lagerald Vick vs. Louisiana (11-16-18)	13 by Sam Hauser of Marquette (11-21-18)
3-Point FG% (min. 3 made)	100.0 (3-3) by Detric Lawson vs. Texas Tech (2-2-19) 100.0 (8-8) by Lagerald Vick vs. Vermont (11-12-18)	100.0 (5-5) by Maial Shayok of Iowa State (1-4-19)
Free Throws	10 by Detric Lawson vs. Stanford (12-1-18) 10 by Detric Lawson vs. Michigan State (11-6-18)	7, 4x, last by Kendric Davis of TCU (2-11-19)
Free Throws Attempted	13 by Detric Lawson vs. TCU (1-9-19)	11 by Kendric Davis of TCU (2-11-19)
Free Throw % (min. 5 made)	100.0, 4x, (6-6) last by Ochai Agbaji at TCU (2-11-19)	100.0, 5x, last (6-6) by Dylan Osetkowski of Texas (1-29-19)
Offensive Rebounds	7 by Detric Lawson vs. Iowa State (1-21-19)	8 by Mark Vital of Baylor (1-12-19) 8 by Cameron Jackson of Wofford (12-4-18)
Defensive Rebounds	12 by Detric Lawson at Arizona State (12-22-18) 12 by Detric Lawson vs. South Dakota (12-18-18)	12 by Christian James of Oklahoma (1-2-19)
Total Rebounds	15, 4x, last by Detric Lawson at Kentucky (1-26-19)	14 by James Thompson IV of Eastern Michigan (12-29-18)
Assists	10 by Quentin Grimes vs. Vermont (11-12-18)	11 by Cassius Winston of Michigan State (11-6-18)
Turnovers	7 by Devon Dotson at West Virginia (1-19-19) 7 by Lagerald Vick at Iowa State (1-5-19)	6 by Cameron Jackson of Wofford (12-4-18)
Blocked Shots	5 by Detric Lawson at Baylor (1-12-19)	5 by Nick Richards of Kentucky (1-26-19) 5 by Theo John of Marquette (11-21-18)
Steals	6 by Marcus Garrett at West Virginia (1-19-19)	4, 6x, last by Alex Robinson of TCU (2-11-19)
Minutes Played (including OT)	45 by Devon Dotson at TCU (2-11-19)	44, 2x, last by Desmond Bane of TCU (2-11-19)

TEAM SUPERLATIVES

KANSAS HIGH	KANSAS LOW	CATEGORY	OPPONENT HIGH	OPPONENT LOW
92 vs. Michigan State (11-6-18)	60 at Iowa State (1-5-19)	Points	87 by Michigan State (11-6-18)	47 by Wofford (12-4-18)
52 (2nd) vs. South Dakota (12-18-18)	23 (1st) at Texas (1-29-19) 23 (1st) at West Virginia (1-19-19)	Points/Half	51 (2nd) by Michigan State (11-6-18)	16 (1st) by West Virginia (2-16-19)
18 vs. Tennessee (11-23-18)	15 vs. Stanford (12-1-18)	Points/OT	12 by Tennessee (11-23-18)	9 by Stanford (12-1-18)
34 vs. South Dakota (12-18-18)	22 at Texas (1-29-19)	Field Goals	31 by Tennessee (11-23-18)	17 by Wofford (12-4-18)
69 vs. Michigan State (11-6-18)	44 at Baylor (1-12-19)	Field Goal Attempts	75 by Baylor (1-12-19) 75 by Tennessee (11-23-18)	50 by Texas (1-29-19)
55.4 (31-56) vs. Eastern Michigan (12-29-18)	36.5 (23-63) at Kentucky (1-26-19)	Field Goal Percentage	46.3 (25-54) by West Virginia (1-19-19) 46.3 (26-60) by TCU (1-9-19)	26.2 (17-65) by Wofford (12-4-18)
13 vs. Texas Tech (2-2-19)	3 vs. Wofford (12-4-18)	3-Point Field Goals	14 by Marquette (11-21-18)	3 by West Virginia (2-16-19) 3 by South Dakota (12-18-18)
30 at TCU (2-11-19) 30 vs. Texas Tech (2-2-19)	10 vs. Marquette (11-21-18)	3-Point Field Goal Attempts	36 by Louisiana (11-16-18)	13 by South Dakota (12-18-18)
63.2 (12-19) vs. Vermont (11-12-18)	13.0 (3-23) vs. Wofford (12-4-18)	3-Point Field Goal Percentage	52.2 (12-23) by Michigan State (11-6-18)	18.8 (6-32) by Eastern Michigan (12-29-18)
23 vs. Villanova (12-15-18)	6, 3x, last at Iowa State (1-5-19)	Free Throws Made	23 by Michigan State (11-6-18)	3 by New Mexico State (12-8-18)
34 vs. Tennessee (11-23-18)	10 vs. Wofford (12-4-18) 10 vs. Vermont (11-12-18)	Free Throw Attempts	35 by Michigan State (11-6-18)	5 by Marquette (11-21-18)
93.8 (15-16) at Arizona State (12-22-18)	50.0 (6-12) vs. New Mexico State (12-8-18)	Free Throw Percentage	100.0 (7-7) by Texas (1-14-19)	30.0 (3-10) by New Mexico State (12-8-18)
16 vs. Louisiana (11-16-18)	4 at Baylor (1-12-19)	Offensive Rebounds	26 by Baylor (1-12-19)	5, 3x, last by West Virginia (1-19-19)
37 at TCU (2-11-19)	19 at Texas (1-29-19)	Defensive Rebounds	33 by Michigan State (11-6-18)	16 by Villanova (12-15-18)
49 at TCU (2-11-19)	27 at Texas (1-29-19)	Rebounds	49 at Kentucky (1-26-19) 49 by Baylor (1-12-19)	26 by Iowa State (1-5-19) 26 by Villanova (12-15-18)
28 vs. Michigan State (11-6-18)	10 at Iowa State (1-5-19)	Fouls	25 by Tennessee (11-23-18) 25 by Michigan State (11-6-18)	12 by Iowa State (1-5-19) 12 by Arizona State (12-22-18)
3 at TCU (2-11-19)	0, 17x, last vs. West Virginia (2-16-19)	DQs	2 by Iowa State (1-21-19)	0, 13x, last by Kansas State (2-5-19)
25 vs. Eastern Michigan (12-29-18)	6 at West Virginia (1-19-19)	Assists	20 by New Mexico State (12-8-18)	5 by Wofford (12-4-18)
24 at Iowa State (1-5-19)	4 vs. Texas (1-14-19)	Turnovers	24 vs. West Virginia (2-16-19)	6 by Texas (1-14-19)
11 at Baylor (1-12-19)	0 vs. Stanford (12-1-18)	Blocked Shots	8 by Kentucky (1-26-19)	0 by Louisiana (11-16-18)
11 vs. Oklahoma (1-2-19) 11 vs. South Dakota (12-18-18)	4 at Kentucky (1-26-19) 4 vs. Villanova (12-15-18)	Steals	13 by Iowa State (1-5-19)	1 by Wofford (12-4-18)

LEAD/DEFICIT BREAKDOWN GAME-BY-GAME

Opponent	FIRST HALF SCORE			SECOND HALF SCORE			FINAL SCORE			LARGEST		TIMES TIED	LEAD CHANGES	TIME LED	
	KU	OPP	MARGIN	KU	OPP	MARGIN	KU	OPP	MARGIN	LEAD	DEFICIT			MIN.	%
vs. Michigan State (11/6)	50	36	+14	42	51	(9)	92	87	+5	17	2	2	5	37:49	94.5%
VERMONT (11/12)	40	36	+4	44	32	+12	84	68	+16	18	8	1	6	23:58	59.9%
LOUISIANA (11/16)	44	41	+3	45	35	+10	89	76	+13	15	12	5	4	27:53	69.7%
vs. Marquette (11/21)	38	47	(9)	39	21	+18	77	68	+9	14	12	2	5	21:42	54.3%
vs. Tennessee (11/23)	31	33	(2)	38	36	+2	87	81	+6	7	9	7	12	22:37	50.3%
STANFORD (12/1)	29	35	(6)	46	40	+6	90	84	+6	8	12	10	15	15:58	35.5%
WOFFORD (12/4)	29	26	+3	43	21	+22	72	47	+25	29	3	2	7	32:36	81.5%
NEW MEXICO STATE (12/8)	26	28	(2)	37	32	+5	63	60	+3	10	7	8	4	19:33	48.9%
VILLANOVA (12/15)	33	31	+2	41	40	+1	74	71	+3	9	5	8	8	28:36	71.5%
SOUTH DAKOTA (12/18)	37	27	+10	52	26	+26	89	53	+36	37	-	0	0	39:39	99.1%
at Arizona State (12/22)	39	31	+8	37	49	(12)	76	80	(4)	12	4	1	1	37:19	93.3%
EASTERN MICHIGAN (12/29)	46	25	+21	41	38	+3	87	63	+24	25	3	2	4	37:55	94.8%
OKLAHOMA (1/2)	40	25	+15	30	38	(8)	70	63	+7	15	7	0	1	31:37	79.0%
at Iowa State (1/5)	32	36	(4)	28	41	(13)	60	77	(17)	4	19	9	10	5:55	14.8%
TCU (1/9)	40	31	+9	37	37	0	77	68	+9	11	2	5	7	34:36	86.5%
at Baylor (1/12)	35	25	+10	38	43	(5)	73	68	+5	23	2	0	1	38:25	96.0%
TEXAS (1/14)	38	40	(2)	42	38	+4	80	78	+2	10	5	2	4	36:19	90.8%
at West Virginia (1/19)	23	23	-	41	42	(1)	64	65	(1)	6	3	7	17	26:06	65.3%
IOWA STATE (1/21)	37	42	(5)	43	34	+9	80	76	+4	8	8	6	6	11:29	28.7%
at Kentucky (1/26)	33	30	+3	30	41	(11)	63	71	(8)	10	10	5	6	15:37	39.0%
at Texas (1/29)	23	26	(3)	40	47	(7)	63	73	(10)	2	11	1	1	0:09	0.4%
TEXAS TECH (2/2)	46	26	+20	33	37	(4)	79	63	+16	24	-	0	0	39:37	99.0%
at Kansas State (2/5)	33	30	+3	34	44	(10)	67	74	(7)	6	10	2	2	7:41	19.2%
OKLAHOMA STATE (2/9)	36	36	-	48	36	+12	84	72	+12	19	1	3	4	36:23	91.0%
at TCU (2/11)	37	37	-	32	32	-	82	77	+5	12	7	5	13	28:22	63.0%
WEST VIRGINIA (2/16)	43	16	+27	35	37	(2)	78	53	+25	36	2	3	3	35:45	89.4%
at Texas Tech (2/23)															
KANSAS STATE (2/25)															
at Oklahoma State (3/2)															
at Oklahoma (3/5)															
BAYLOR (3/9)															
AVG/GM	36.1	31.9	+4.2	39.1	36.8	+1.7	76.9	69.8	+7.1	14.9	6.8	3.7	5.6	26:38	65.7%
AVG/GM - BIG 12 ONLY	35.6	31.0	+5.4	37.0	38.2	(1.9)	73.6	69.8	+3.8	13.5	6.4	3.3	5.3	25:27	63.3%

KANSAS' RECORD WHEN...

	2018-19	Bill Self era
Leading At Half	12-3	380-31
Trailing At Half	6-2	70-67
Tied At Half	2-1	17-4
Leading With 5:00 Remaining in Regulation	18-2	429-17
Trailing With 5:00 Remaining in Regulation	1-4	33-82
Tied With 5:00 Remaining in Regulation	1-0	5-3
In Overtime	3-0	23-9
Kansas Outrebounds Opponent	12-3	346-42
Kansas Is Outrebounded	6-3	100-53
Kansas Is Tied in Rebounds	2-0	21-7
Kansas Commits More Turnovers	7-5	181-68
Opponent Commits More Turnovers	12-1	253-30
Kansas Is Tied in Turnovers	1-0	34-4
Kansas Has More Free Throw Attempts	13-1	304-30
Opponent Has More Free Throw Attempts	6-5	144-70
Kansas is Tied in Free Throw Attempts	1-0	19-2
Kansas Shoots 50% or Better	11-0	249-9
Kansas Shoots Less Than 50%	9-6	218-93
Opponent Shoots 50% or Better	0-0	7-23
Opponent Shoots Less Than 50%	20-6	460-79
Kansas Shoots Better Than Opponent	18-3	435-37
Opponent Shoots Better Than Kansas	2-3	32-63
Kansas and Opponent Tied in FG%	0-0	0-2
Kansas Bench Outscores Opponent Bench	11-1	296-36
Opponent Bench Outscores Kansas Bench	8-5	162-63
Kansas is Tied in Bench Points	1-0	9-3
Kansas Scores Between 0-59	0-0	9-16
Kansas Scores Between 60-69	1-5	67-54
Kansas Scores Between 70-79	8-1	146-19
Kansas Scores Between 80-89	9-0	156-12
Kansas Scores Between 90-99	2-0	64-1
Kansas Scores 100 or More	0-0	25-0
Opponent Scores Between 0-59	3-0	165-1
Opponent Scores Between 60-69	8-1	179-29
Opponent Scores Between 70-79	6-4	90-36
Opponent Scores Between 80-89	3-1	30-30
Opponent Scores 90 or More	0-0	3-6
On Mondays	4-0	68-16
On Tuesdays	3-2	54-16
On Wednesdays	3-0	65-6
On Thursdays	0-0	29-4
On Fridays	2-0	55-8
On Saturdays	8-4	164-42
On Sundays	0-0	32-10
In November	5-0	76-11
In December	6-1	89-14
In January	5-4	115-23
In February	4-1	98-26
In March	0-0	87-27
In April	0-0	2-1
On CBS	1-0	54-20
On CBS Sports Network	0-0	2-0
On ESPN	9-4	134-47
On ESPN2	6-2	84-14
On ESPNU	0-0	37-5
On Jayhawk TV	4-0	89-3
On Big 12 Network TV	0-0	41-6
On AXS	0-0	1-0
On TBS/TNT/TruTV	0-0	12-3
On NBCSports Network	0-0	1-1
On FSI	0-0	2-0
On Fox Sports Net	0-0	4-1
On ABC	0-0	6-2

MISCELLANEOUS STREAKS

Kansas' All-Time Record	2,268-855
Consecutive games with a 3-point field goal	142
Consecutive games opponent under 100 points	97
Number of 100-point games in Kansas history	116
Number of 100-point games in Bill Self era	25
KU's All-Time Overtime Record	70-57
KU's last OT game	2/11/2019 (Kansas 82, TCU 77 [OT])
Consecutive Allen Fieldhouse Sellouts	289

ATTENDANCE	G	TOTAL	AVERAGE
Home (Allen Fieldhouse)	14	228,200	16,300
Home (Sprint Center)	1	15,210	15,210
Away	8	106,928	13,366
Neutral	3	29,379	9,793
Total	26	379,719	14,605

MISCELLANEOUS STATS

STARTING LINEUPS (7)

(W-L)	1	2	3	4	5
8-0	Dotson	Grimes	Vick	D. Lawson	Azubuike
6-4	Dotson	Grimes	Vick	Garrett	D. Lawson
3-0	Dotson	Grimes	Agbaji	D. Lawson	McCormack
1-0	Dotson	Grimes	Garrett	D. Lawson	Azubuike
1-0	Dotson	Moore	Grimes	Garrett	D. Lawson
1-1	Dotson	Grimes	Agbaji	Vick	D. Lawson
0-1	Dotson	Grimes	Agbaji	Garrett	D. Lawson

WIN/LOSS MARGIN

	1	2	3	4	5	6	7	8	9	10	11-15	16-29	30+
Wins	-	1	2	1	3	2	1	-	2	-	2	5	1
Losses	1	-	-	1	-	-	1	1	-	1	-	1	-

VIOLATIONS/TECHNICAL FOULS

	3-Seconds	5-Seconds	10-Seconds	Shot Clock Exp.	Lane Viol.	Technicals	Goaltending
Kansas	1	1	1	5	2	1	3
Opponent	-	1	-	14	2	-	7

LEADS AND DEFICITS

KU's Biggest Halftime Lead	27 (43-16) vs. West Virginia (2-16-19)
KU's Biggest Halftime Lead Blown	8 (39-31) at Arizona State (12-22-18)
KU's Biggest Halftime Deficit	9 (38-47) vs. Marquette (11-21-18)
KU's Biggest Halftime Deficit Erased	9 (38-47) vs. Marquette (11-21-18)
KU's Biggest Overall Lead	37 (87-50) vs. South Dakota (12-18-18)
KU's Biggest Win Total	36 (89-53) vs. South Dakota (12-18-18)
KU's Biggest Loss Total	17 (77-60) at Iowa State (1-5-19)
KU's Biggest Lead Blown	12 (61-49) at TCU (2-11-19)
	12 (39-27) at Arizona State (12-22-18)
KU's Biggest Overall Deficit	19 (75-56) at Iowa State (1-5-19)
KU's Biggest Deficit Overcome	12 (43-31) vs. Stanford (12-1-18)
	12 (30-42) vs. Marquette (11-21-18)
	12 (20-32) vs. Louisiana (11-16-18)

JUMP BALLS CONTROLLED (INCLUDES OT)

Kansas	13
Opponents	16

HOW KU SCORED FIRST POINTS

3-Pointer	10
Jump Shot	8
Lay-Up	5
Free Throw	3
Alley-Oop	-
Dunk	-
Follow	-

BENCH POINTS

	PTS (AVG)
Kansas	334 (12.8)
Opponents	402 (15.5)

WHO SCORED KU'S FIRST POINTS

Lagerald Vick	11
Devon Dotson	4
Quentin Grimes	4
Dedric Lawson	3
Ochai Agbaji	2
Udoka Azubuike	1
Charlie Moore	1

DOUBLE-FIGURE SCORING

Dedric Lawson	24
Devon Dotson	17
Lagerald Vick	17
Ochai Agbaji	7
Marcus Garrett	6
Quentin Grimes	5

DOUBLE-FIGURE REBOUNDING

Dedric Lawson	16
Ochai Agbaji	2
Udoka Azubuike	1
Devon Dotson	1

DOUBLE-DOUBLES

Dedric Lawson	16
Ochai Agbaji	2
Udoka Azubuike	1
Devon Dotson	1
Quentin Grimes	1

20-PLUS POINT GAMES

Dedric Lawson	13
Lagerald Vick	5
Ochai Agbaji	3
Udoka Azubuike	2
Devon Dotson	2
Marcus Garrett	1
Quentin Grimes	1

FIRST PLAYER OFF THE BENCH (sometimes multiple players)

Mitch Lightfoot	15
Charlie Moore	11
Ochai Agbaji	6
Marcus Garrett	3
Lagerald Vick	2
David McCormack	1

INDIVIDUAL MISCELLANEOUS STATISTICS (*HUSTLE PLAYS)

NO. - PLAYER	*FLOOR BURNS	DUNKS	CHARGES DRAWN	FT-FTA (LAST 5:00/OT)
0 - Garrett	13	4	1	5-10
1 - D. Lawson	32	2	6	32-43
2 - Moore	6	-	1	7-10
5 - Grimes	18	2	-	10-12
11 - Dotson	33	1	4	36-45
12 - Teahan	1	-	-	-
13 - K.J. Lawson	10	-	-	4-6
20 - Luinstra	-	-	-	-
22 - De Sousa	-	-	-	-
24 - Vick	14	7	-	6-8
30 - Agbaji	12	10	1	6-10
33 - McCormack	11	4	-	0-2
35 - Azubuike	5	37	-	4-10
44 - Lightfoot	11	5	6	0-1
TOTALS	166	72	18	110-157 (.701)
OPPONENTS	131	54	32	100-141 (.709)

BOX SCORES

1

#1/1 KANSAS 92, #10/10 MICHIGAN STATE 87
Nov. 6, 2018 | Indianapolis, Ind. | Bankers Life Fieldhouse



Michigan St. 87 • 0-1
Table with columns: Player, FG-FGA, 3-Ptr, FT-FTA, Rebounds (Off, Def, Tot), PF, TP, A TO Blk Stl, Min. Includes totals row.

FG % 1st Half: 9-26 34.6% 2nd half: 17-33 51.5% Game: 26-59 44.1%
3FG % 1st Half: 4-9 44.4% 2nd half: 8-14 57.1% Game: 12-23 52.2%
FT % 1st Half: 14-25 56.0% 2nd half: 9-10 90.0% Game: 23-35 65.7%

Kansas 92 • 1-0

Table with columns: Player, FG-FGA, 3-Ptr, FT-FTA, Rebounds (Off, Def, Tot), PF, TP, A TO Blk Stl, Min. Includes totals row.

FG % 1st Half: 19-40 47.5% 2nd half: 12-29 41.4% Game: 31-69 44.9%
3FG % 1st Half: 5-12 41.7% 2nd half: 5-11 45.5% Game: 10-23 43.5%
FT % 1st Half: 7-12 58.3% 2nd half: 13-21 61.9% Game: 20-33 60.6%

Officials: Mike Eades, Terry Wymmer, Keith Kimble
Technical fouls: Michigan St.-None. Kansas-None.
Attendance: 18907
2018 Champions Classic

Score by periods table with columns: 1st, 2nd, Total. Michigan St. 36, 51, 87. Kansas 50, 42, 92.

Last FG - MSU 2nd-00:34, KU 2nd-04:53.
Largest lead - MSU by 2 1st-19:38, KU by 17 1st-03:21.
MSU led for 01:13. KU led for 37:50. Game was tied for 00:57.

2

#2/1 KANSAS 84, VERMONT 68
Nov. 12, 2018 | Lawrence, Kan. | Allen Fieldhouse



Vermont 68 • 1-1

Table with columns: Player, FG-FGA, 3-Ptr, FT-FTA, Rebounds (Off, Def, Tot), PF, TP, A TO Blk Stl, Min. Includes totals row.

FG % 1st Half: 13-26 50.0% 2nd half: 10-30 33.3% Game: 23-56 41.1%
3FG % 1st Half: 6-15 40.0% 2nd half: 3-11 27.3% Game: 9-26 34.6%
FT % 1st Half: 4-7 57.1% 2nd half: 9-10 90.0% Game: 13-17 76.5%

Kansas 84 • 2-0

Table with columns: Player, FG-FGA, 3-Ptr, FT-FTA, Rebounds (Off, Def, Tot), PF, TP, A TO Blk Stl, Min. Includes totals row.

FG % 1st Half: 17-33 51.5% 2nd half: 16-30 53.3% Game: 33-63 52.4%
3FG % 1st Half: 5-10 50.0% 2nd half: 7-9 77.8% Game: 12-19 63.2%
FT % 1st Half: 1-3 33.3% 2nd half: 5-7 71.4% Game: 6-10 60.0%

Officials: James Luckie, Michael Stephens, Jeb Hartness
Technical fouls: Vermont-None. Kansas-None.
Attendance: 16300
NIT Season Tip-Off (Campus Round)

Score by periods table with columns: 1st, 2nd, Total. Vermont 36, 32, 68. Kansas 40, 44, 84.

Last FG - VU 2nd-03:17, KU 2nd-00:40.
Largest lead - VU by 8 1st-16:00, KU by 18 2nd-07:26.
VU led for 15:26. KU led for 23:58. Game was tied for 00:36.

3

#2/1 KANSAS 89, LOUISIANA 76
Nov. 16, 2018 | Lawrence, Kan. | Allen Fieldhouse



Louisiana 76 • 1-2

Table with columns: Player, FG-FGA, 3-Ptr, FT-FTA, Rebounds (Off, Def, Tot), PF, TP, A TO Blk Stl, Min. Includes totals row.

FG % 1st Half: 14-31 45.2% 2nd half: 13-32 40.6% Game: 27-63 42.9%
3FG % 1st Half: 6-17 35.3% 2nd half: 6-19 31.6% Game: 12-36 33.3%
FT % 1st Half: 7-8 87.5% 2nd half: 3-4 75.0% Game: 10-12 83.3%

Kansas 89 • 3-0

Table with columns: Player, FG-FGA, 3-Ptr, FT-FTA, Rebounds (Off, Def, Tot), PF, TP, A TO Blk Stl, Min. Includes totals row.

FG % 1st Half: 15-36 41.7% 2nd half: 17-29 58.6% Game: 32-65 49.2%
3FG % 1st Half: 5-14 35.7% 2nd half: 3-8 37.5% Game: 8-22 36.4%
FT % 1st Half: 9-12 75.0% 2nd half: 8-14 57.1% Game: 17-26 65.4%

Officials: Gary Maxwell, Marques Pettigrew, Rodrick Dixon
Technical fouls: Louisiana-None. Kansas-TEAM.
Attendance: 16300

Score by periods table with columns: 1st, 2nd, Total. Louisiana 41, 35, 76. Kansas 44, 45, 89.

Last FG - LA 2nd-00:48, KU 2nd-00:59.
Largest lead - LA by 12 1st-09:18, KU by 15 2nd-00:59.
LA led for 09:43. KU led for 27:53. Game was tied for 02:24.

4

#2/2 KANSAS 77, MARQUETTE 68
Nov. 21, 2018 | Brooklyn, N.Y. | Barclays Center



Marquette 68 • 3-2

Table with columns: Player, FG-FGA, 3-Ptr, FT-FTA, Rebounds (Off, Def, Tot), PF, TP, A TO Blk Stl, Min. Includes totals row.

FG % 1st Half: 18-33 54.5% 2nd half: 7-27 25.9% Game: 25-60 41.7%
3FG % 1st Half: 11-21 52.4% 2nd half: 3-10 30.0% Game: 14-31 45.2%
FT % 1st Half: 0-0 0.0% 2nd half: 4-5 80.0% Game: 4-5 80.0%

Kansas 77 • 4-0

Table with columns: Player, FG-FGA, 3-Ptr, FT-FTA, Rebounds (Off, Def, Tot), PF, TP, A TO Blk Stl, Min. Includes totals row.

FG % 1st Half: 12-25 48.0% 2nd half: 16-33 48.5% Game: 28-58 48.3%
3FG % 1st Half: 4-7 57.1% 2nd half: 1-3 33.3% Game: 5-10 50.0%
FT % 1st Half: 10-13 76.9% 2nd half: 6-11 54.5% Game: 16-24 66.7%

Officials: Bo Boroski, Wally Rutecki, Lamar Simpson
Technical fouls: Marquette-None. Kansas-None.
Attendance: 4981
2018 NIT Season Tip-Off - Semifinal

Score by periods table with columns: 1st, 2nd, Total. Marquette 47, 21, 68. Kansas 38, 39, 77.

Last FG - MU 2nd-00:22, KU 2nd-02:33.
Largest lead - MU by 12 1st-02:16, KU by 14 2nd-04:03.
MU led for 17:26. KU led for 21:42. Game was tied for 00:52.

BOX SCORES

5 #2/2 KANSAS 87, #5/5 TENNESSEE 81 (OT)

Nov. 23, 2018 | Brooklyn, N.Y. | Barclays Center



Tennessee 81 • 4-1

##	Player	Total			3-Ptr			Rebounds			PF	TP	A	TO	Blk	Stl	Min
		FG-FGA	FG-FGA	FT-FTA	FG-FGA	FG-FGA	FT-FTA	Off	Def	Tot							
00	BONE, Jordan	6-10	2-3	2-2	2	4	6	1	16	5	1	1	1			40	
02	WILLIAMS, Grant	6-13	1-2	5-6	2	6	8	5	18	6	5	1	2			34	
05	SCHOFIELD, Admiral	9-22	2-8	1-3	3	3	6	4	21	2	1	0	0			31	
11	ALEXANDER, Kyle	4-7	0-1	2-3	3	4	7	4	10	0	1	1	1			34	
23	BOWDEN, Jordan	2-6	0-3	0-0	1	3	4	3	4	1	2	1	0			35	
01	TURNER, Lamonte	3-13	2-9	2-2	0	3	3	3	10	3	0	0	1			27	
10	FULKERSON, John	0-1	0-0	0-0	1	1	2	4	0	2	3	0	0			8	
15	WALKER, Derrick	0-1	0-0	0-1	0	2	2	1	0	0	1	0	0			4	
35	PONS, Yves	1-2	0-1	0-0	0	1	1	0	2	0	0	0	0			12	
Team					1			0			1		0				
Totals		31-75	7-27	12-17	13	27	40	25	81	19	14	4	5	225			

FG % 1st Half: 13-33 39.4% 2nd half: 13-31 41.9% OT: 5-11 45.5% Game: 31-75 41.3% Deadball Rebounds: 2

3FG % 1st Half: 3-13 23.1% 2nd half: 3-10 30.0% OT: 1-4 25.0% Game: 7-27 25.9%

FT % 1st Half: 4-6 66.7% 2nd half: 7-8 87.5% OT: 1-3 33.3% Game: 12-17 70.6%

Kansas 87 • 5-0

##	Player	Total			3-Ptr			Rebounds			PF	TP	A	TO	Blk	Stl	Min
		FG-FGA	FG-FGA	FT-FTA	FG-FGA	FG-FGA	FT-FTA	Off	Def	Tot							
01	LAWSON, Dedic	9-16	0-2	6-11	5	8	13	3	24	5	2	0	1			41	
05	GRIMES, Quentin	1-4	0-2	3-6	0	4	4	0	5	0	2	0	1			21	
11	DOTSON, Devon	5-8	1-1	6-7	1	3	4	2	17	2	2	0	0			40	
24	VICK, Lagerald	6-12	3-7	0-0	1	1	2	2	15	4	2	0	1			43	
35	AZUBUIKE, Udoka	4-6	0-0	1-2	1	3	4	5	9	0	4	1	1			17	
02	MOORE, Charlie	3-10	1-4	2-2	0	1	1	1	9	2	1	0	0			32	
13	LAWSON, K.J.	2-4	0-1	4-6	1	5	6	4	8	0	1	0	2			19	
33	MCCORMACK, David	0-0	0-0	0-0	0	1	1	0	0	0	2	0	0			4	
44	LIGHTFOOT, Mitch	0-0	0-0	0-0	0	3	3	0	0	0	1	0	0			8	
Team					2			5			0		0				
Totals		30-60	5-17	22-34	11	32	43	18	87	13	16	2	6	225			

FG % 1st Half: 13-27 48.1% 2nd half: 13-25 52.0% OT: 4-8 50.0% Game: 30-60 50.0% Deadball Rebounds: 4.2

3FG % 1st Half: 3-9 33.3% 2nd half: 3-7 42.9% OT: 0-1 0.0% Game: 5-17 29.4%

FT % 1st Half: 3-8 37.5% 2nd half: 9-13 69.2% OT: 10-13 76.9% Game: 22-34 64.7%

Officials: Joe Lindsay, Gerry Pollard, Wally Rutecki
 Technical fouls: Tennessee-None. Kansas-None.
 Attendance: 5491
 2019 NIT Season Tip-Off Tournament - Championship
 All-Tournament Team: Jordan Nwora, Louisville; Sam Hauser, Marquette; Jordan Bone, Tennessee; Lagerald Vick, Kansas
 Most Valuable Player: Dedic Lawson, Kansas

Score by periods				Points					
	1st	2nd	OT	Total	In	Off	2nd	Fast	Bench
					Paint	T/O	Chance	Break	
Tennessee	33	36	12	81	40	16	9	0	12
Kansas	31	38	18	87	48	14	11	12	17

Last FG - UT 00-30, KU 01-23.
 Largest lead - UT by 9 2nd-16:05, KU by 7 01-23.
 UT led for 17:17. KU led for 22:37. Game was tied for 05:06.

6 #2/2 KANSAS 90, STANFORD 84 (OT)

Dec. 1, 2018 | Lawrence, Kan. | Allen Fieldhouse



Stanford 84 • 4-4

##	Player	Total			3-Ptr			Rebounds			PF	TP	A	TO	Blk	Stl	Min
		FG-FGA	FG-FGA	FT-FTA	FG-FGA	FG-FGA	FT-FTA	Off	Def	Tot							
00	Okpala, KZ	7-13	3-5	5-6	1	7	8	4	22	4	3	2	0			43	
13	Da Silva, Oscar	2-10	0-7	2-2	1	6	7	2	6	1	4	0	0			29	
20	Sharma, Josh	3-4	0-0	2-4	0	2	2	5	8	1	0	3	2			19	
01	Davis, Daejon	6-15	2-6	5-5	2	6	8	2	19	3	5	0	0			44	
04	White, Isaac	5-7	5-7	0-0	2	1	3	0	15	1	0	0	0			27	
02	Wills, Bryce	0-0	0-0	0-0	0	0	0	1	0	0	1	0	0			3	
05	Pugh, Kodye	0-2	0-0	0-0	1	0	1	0	0	1	0	0	0			2	
11	Delaire, Jaiden	0-2	0-2	0-0	0	0	0	1	0	1	0	0	0			9	
23	Ryan, Cormac	4-9	2-7	2-2	0	2	2	4	12	1	2	0	1			32	
32	Kisunas, Lukas	0-0	0-0	0-0	1	0	1	1	0	0	2	0	0			3	
33	Stanback, Trevor	1-1	0-0	0-0	2	2	4	2	2	0	1	1	0			14	
Team					0			0			0		0				
Totals		28-63	12-34	16-19	10	26	36	22	84	13	18	6	3	225			

FG % 1st Half: 11-27 40.7% 2nd half: 14-30 46.7% OT: 3-6 50.0% Game: 28-63 44.4% Deadball Rebounds: 2

3FG % 1st Half: 5-15 33.3% 2nd half: 6-15 40.0% OT: 1-4 25.0% Game: 12-34 35.3%

FT % 1st Half: 8-10 80.0% 2nd half: 6-7 85.7% OT: 2-2 100.0% Game: 16-19 84.2%

Kansas 90 • 6-0

##	Player	Total			3-Ptr			Rebounds			PF	TP	A	TO	Blk	Stl	Min
		FG-FGA	FG-FGA	FT-FTA	FG-FGA	FG-FGA	FT-FTA	Off	Def	Tot							
01	Lawson, Dedic	7-16	0-1	10-11	4	11	15	5	24	2	2	0	2			36	
35	Azubuike, Udoka	9-11	0-0	0-3	3	6	9	4	18	1	2	0	1			28	
05	Grimes, Quentin	1-6	0-3	0-0	0	1	1	2	2	0	1	0	0			16	
11	Dotson, Devon	3-7	0-0	4-7	0	2	2	3	10	4	0	0	2			43	
24	Vick, Lagerald	10-17	7-11	0-0	1	4	5	3	27	1	3	0	1			43	
00	Garrett, Marcus	2-5	0-0	0-0	0	1	1	0	4	1	2	0	4			33	
02	Moore, Charlie	0-1	0-1	3-4	0	0	0	2	3	3	0	0	0			16	
13	Lawson, K.J.	0-0	0-0	2-2	2	0	2	1	2	0	1	0	0			4	
33	MCCORMACK, David	0-0	0-0	0-0	0	1	1	0	0	0	0	0	0			1	
44	Lightfoot, Mitch	0-1	0-0	0-0	1	0	1	0	0	0	0	0	0			5	
Team					0			0			0		0				
Totals		32-64	7-16	19-27	11	26	37	20	90	12	11	0	10	225			

FG % 1st Half: 12-30 40.0% 2nd half: 16-29 55.2% OT: 4-5 80.0% Game: 32-64 50.0% Deadball Rebounds: 3

3FG % 1st Half: 0-6 0.0% 2nd half: 5-8 62.5% OT: 2-2 100.0% Game: 7-16 43.8%

FT % 1st Half: 5-8 62.5% 2nd half: 9-13 69.2% OT: 5-6 83.3% Game: 19-27 70.4%

Officials: John Higgins, Kipp Kissinger, Michael Greenstein
 Technical fouls: Stanford-None. Kansas-None.
 Attendance: 16300

Score by periods				Points					
	1st	2nd	OT	Total	In	Off	2nd	Fast	Bench
					Paint	T/O	Chance	Break	
Stanford	35	40	9	84	32	9	20	5	9
Kansas	29	46	15	90	46	15	9	2	14

Last FG - STANFORD 01-00, KU 01-56.
 Largest lead - STANFORD by 12 2nd-17:39, KU by 8 01-02:22.
 STANFORD led for 23:51. KU led for 15:58. Game was tied for 04:46.

7 #2/2 KANSAS 72, WOFFORD 47

Dec. 4, 2018 | Lawrence, Kan. | Allen Fieldhouse



Wofford 47 • 6-3

##	Player	Total			3-Ptr			Rebounds			PF	TP	A	TO	Blk	Stl	Min
		FG-FGA	FG-FGA	FT-FTA	FG-FGA	FG-FGA	FT-FTA	Off	Def	Tot							
24	Aluma, Keve	1-7	0-0	0-0	4	3	7	2	2	0	3	0	0			31	
33	Jackson, Cameron	6-16	1-1	2-4	8	2	10	3	15	0	6	1	0			25	
03	Magee, Fletcher	1-14	0-9	5-5	2	4	6	0	7	0	1	0	0			32	
05	Murphy, Storm	2-7	1-4	0-0	0	2	2	1	5	2	0	0	0			23	
10	Hoover, Nathan	2-7	0-4	0-0	3	3	3	1	4	0	3	0	0			24	
01	Goodwin, Chevez	0-0	0-0	0-0	0	1	1	2	0	0	0	0	0			6	
02	Manning, Jr., Michael	0-0	0-0	0-0	0	0	0	0	0	0	0	0	0			1	
11	Larson, Ryan	0-2	0-1	0-0	0	2	2	1	0	1	2	0	1			17	
12	Michael, Alex	0-1	0-0	0-0	0	0	0	0	0	0	0	0	0			1	
14	Cottrell, Drew	0-0	0-0	0-0	0	0	0	0	0	0	0	0	0			1	
21	Hollowell, Tray	1-5	1-4	0-0	0	3	3	0	3	2	2	0	0			19	
31	Theme-Love, Donovan	0-0	0-0	0-0	0	1	1	0	0	0	0	0	0			4	
50	Pegram, Matt	4-6	2-3	1-1	4	4	8	4	11	0	1	2	0			16	
Team					1			2			0		0				
Totals		17-65	5-26	8-10	19	26	45	14	47	5	18	3	11	200			

FG % 1st Half: 10-29 34.5% 2nd half: 7-36 19.4% Game: 17-65 26.2% Deadball Rebounds: 1

3FG % 1st Half: 2-9 22.2% 2nd half: 3-17 17.6% Game: 5-26 19.2%

FT % 1st Half: 4-5 80.0% 2nd half: 4-5 80.0% Game: 8-10 80.0%

Kansas 72 • 7-0

BOX SCORES

9

#1/1 KANSAS 74, #17/16 VILLANOVA 71
Dec. 15, 2018 | Lawrence, Kan. | Allen Fieldhouse



Villanova 71 • 8-4

#	Player	Total			3-Ptr			Rebounds			PF	TP	A	TO	Blk	Stl	Min
		FG-FGA	FG-FGA	FT-FTA	Off	Def	Tot	Off	Def	Tot							
04	Paschall, Eric	f	4-10	2-3	7-8	3	1	4	4	17	1	3	0	1	33		
15	Bey, Saddiq	f	3-8	1-3	0-0	4	1	5	2	7	1	1	0	2	36		
21	Cosby-Roundtree, D	f	1-2	0-0	1-2	3	8	11	5	3	1	1	2	0	28		
02	Gillespie, Collin	g	5-14	1-7	4-6	0	2	2	3	15	3	2	0	1	36		
05	Booth, Phil	g	11-21	4-11	3-3	0	2	2	2	29	2	0	0	0	38		
10	Swider, Cole	g	0-1	0-1	0-0	0	0	0	0	0	0	0	0	0	4		
23	Samuels, Jermaine	g	0-3	0-3	0-0	0	1	1	3	0	1	0	1	15			
24	Cremona, Joe	g	0-0	0-0	0-0	0	0	0	2	0	0	1	0	10			
Team						0	1	1									
Totals			24-59	8-28	15-19	10	16	26	21	71	8	9	2	5	200		

FG % 1st Half: 10-26 38.5% 2nd half: 14-33 42.4% Game: 24-59 40.7%
3FG % 1st Half: 5-13 38.5% 2nd half: 3-15 20.0% Game: 8-28 28.6%
FT % 1st Half: 6-8 75.0% 2nd half: 9-11 81.8% Game: 15-19 78.9%

Kansas 74 • 9-0

#	Player	Total			3-Ptr			Rebounds			PF	TP	A	TO	Blk	Stl	Min
		FG-FGA	FG-FGA	FT-FTA	Off	Def	Tot	Off	Def	Tot							
01	Dedric Lawson	f	10-15	1-2	7-9	2	10	12	4	28	1	0	0	0	38		
00	Marcus Garrett	g	0-4	0-2	1-2	3	1	4	1	1	3	1	4	37			
05	Quentin Grimes	g	0-2	0-1	1-2	0	0	0	3	1	1	3	0	14			
11	Devon Dotson	g	3-6	1-1	4-4	1	1	2	4	11	1	2	0	26			
24	Lagerald Vick	g	9-15	3-8	8-10	0	7	7	2	29	1	3	0	39			
02	Charlie Moore	g	0-1	0-0	2-2	0	1	1	3	2	0	3	0	17			
13	K.J. Lawson	g	0-2	0-1	0-0	2	1	3	1	0	2	1	0	14			
33	David McCormack	g	0-0	0-0	0-0	0	0	0	0	0	0	0	0	1			
44	Mitch Lightfoot	g	1-1	0-0	0-1	0	2	2	1	2	0	1	1	14			
Team						1	3	4									
Totals			23-46	5-15	23-30	9	26	35	19	74	9	14	2	4	200		

FG % 1st Half: 11-22 50.0% 2nd half: 12-24 50.0% Game: 23-46 50.0%
3FG % 1st Half: 4-11 36.4% 2nd half: 1-4 25.0% Game: 5-15 33.3%
FT % 1st Half: 7-8 87.5% 2nd half: 16-22 72.7% Game: 23-30 76.7%

Officials: Ray Natili, Michael Stephens, James Breeding
Technical fouls: Villanova-None. Kansas-None.
Attendance: 16300

Score by periods	1st	2nd	Total
Villanova	31	40	71
Kansas	33	41	74

	In	Off	2nd	Fast	Bench
Points	Paint	T/O	Chance	Break	
NOVA	24	9	12	2	0
KU	24	10	5	4	4

Last FG - NOVA 2nd-00:09, KU 2nd-02:23.
Largest lead - NOVA by 5 1st-14:33, KU by 9 1st-02:43.
NOVA led for 06:37. KU led for 28:36. Game was tied for 04:47.

Score tied - 8 times.
Lead changed - 8 times.

10

#1/1 KANSAS 89, SOUTH DAKOTA 53
Dec. 18, 2018 | Lawrence, Kan. | Allen Fieldhouse



South Dakota 53 • 6-6

#	Player	Total			3-Ptr			Rebounds			PF	TP	A	TO	Blk	Stl	Min
		FG-FGA	FG-FGA	FT-FTA	Off	Def	Tot	Off	Def	Tot							
12	Trey Burch-Manning	f	1-5	0-2	0-2	0	4	4	5	2	2	4	0	2	25		
03	Dan Jech	f	1-5	0-0	0-0	1	0	1	1	2	0	0	0	0	16		
31	Triston Simpson	g	2-7	0-1	0-0	1	1	2	0	4	3	5	0	3	33		
10	Cody Kelley	g	0-7	0-2	0-0	1	4	5	3	0	4	2	0	27			
22	Tyler Peterson	g	7-13	1-3	0-0	2	3	5	4	15	1	2	0	1	33		
00	Stanley Umude	g	10-17	2-4	6-9	1	5	6	1	28	4	4	2	0	34		
13	Matt Johns	g	0-0	0-0	0-0	0	0	0	0	0	0	0	0	0	4		
20	Brandon Armstrong	g	0-0	0-0	0-0	0	1	1	0	0	0	0	0	0	7		
24	Nathan Robinson	g	0-3	0-1	0-2	1	4	5	0	0	0	0	0	0	14		
33	Logan Power	g	1-1	0-0	0-0	0	0	0	1	2	0	0	0	0	7		
Team						0	2	2									
Totals			22-58	3-13	6-13	7	24	31	15	53	14	17	2	8	200		

FG % 1st Half: 11-24 45.8% 2nd half: 11-34 32.4% Game: 22-58 37.9%
3FG % 1st Half: 2-7 28.6% 2nd half: 1-6 16.7% Game: 3-13 23.1%
FT % 1st Half: 3-6 50.0% 2nd half: 3-7 42.9% Game: 6-13 46.2%

Kansas 89 • 10-0

#	Player	Total			3-Ptr			Rebounds			PF	TP	A	TO	Blk	Stl	Min
		FG-FGA	FG-FGA	FT-FTA	Off	Def	Tot	Off	Def	Tot							
01	Lawson, Dedric	f	7-11	0-3	2-2	2	12	14	3	16	0	3	1	3	26		
00	Garrett, Marcus	g	3-4	0-1	1-2	0	5	5	0	7	5	0	3	0	29		
05	Grimes, Quentin	g	3-9	0-3	0-1	1	2	3	2	6	0	3	0	0	21		
11	Dotson, Devon	g	3-7	0-1	2-2	0	2	2	1	8	6	2	0	0	28		
24	Vick, Lagerald	g	5-12	2-3	0-0	2	3	5	2	12	2	3	1	3	33		
02	Moore, Charlie	g	6-9	6-9	0-0	0	0	0	1	18	4	1	0	2	21		
13	Lawson, K.J.	g	1-3	1-2	0-0	0	0	0	4	3	0	0	0	0	9		
20	Luinstra, Garrett	g	0-1	0-0	0-0	1	0	1	0	0	0	0	0	0	2		
33	McCormack, David	g	4-7	0-0	4-4	1	5	6	2	12	1	0	2	0	17		
44	Lightfoot, Mitch	g	2-3	0-1	3-4	3	3	6	1	7	1	0	1	0	14		
Team						0	0	0									
Totals			34-66	9-23	12-15	10	32	42	16	89	19	12	5	11	200		

FG % 1st Half: 14-35 40.0% 2nd half: 20-31 64.5% Game: 34-66 51.5%
3FG % 1st Half: 1-8 12.5% 2nd half: 8-15 53.3% Game: 9-23 39.1%
FT % 1st Half: 8-10 80.0% 2nd half: 4-5 80.0% Game: 12-15 80.0%

Officials: Doug Sirmans, Paul Janssen, Bert Smith
Technical fouls: South Dakota-None. Kansas-None.
Attendance: 16300

USD 12 T. Burch-Manning fouled out with 6:05 remaining in the game.

Score by periods	1st	2nd	Total
South Dakota	27	26	53
Kansas	37	52	89

	In	Off	2nd	Fast	Bench
Points	Paint	T/O	Chance	Break	
USD	32	11	5	2	30
KU	38	19	0	17	40

Last FG - USD 2nd-00:31, KU 2nd-00:17.
Largest lead - USD None, KU by 37 2nd-01:53.
USD led for 00:00. KU led for 39:39. Game was tied for 00:21.

Score tied - 0 times.
Lead changed - 0 times.

11

#18/19 ARIZONA STATE 80, #1/1 KANSAS 76
Dec. 22, 2018 | Tempe, Ariz. | Wells Fargo Arena



Kansas 76 • 10-1

#	Player	Total			3-Ptr			Rebounds			PF	TP	A	TO	Blk	Stl	Min
		FG-FGA	FG-FGA	FT-FTA	Off	Def	Tot	Off	Def	Tot							
01	Dedric Lawson	f	12-15	1-2	5-5	2	12	14	4	30	1	2	1	0	31		
00	Marcus Garrett	g	0-5	0-1	7-8	3	3	6	3	7	1	1	0	1	22		
05	Quentin Grimes	g	4-12	0-5	0-0	2	0	2	1	8	3	2	1	0	31		
11	Devon Dotson	g	4-7	2-4	2-2	0	4	4	3	12	5	5	1	1	32		
24	Lagerald Vick	g	5-16	3-11	1-1	0	2	2	4	14	1	3	0	2	37		
02	Charlie Moore	g	1-5	1-3	0-0	0	1	1	1	3	0	2	0	2	16		
13	K.J. Lawson	g	0-2	0-2	0-0	2	0	2	2	0	2	0	0	0	12		
33	David McCormack	g	1-2	0-0	0-0	2	2	4	2	2	0	0	1	0	11		
44	Mitch Lightfoot	g	0-1	0-0	0-0	1	1	2	2	0	0	1	1	0	8		
Team						1	2	3									
Totals			27-65	7-28	15-16	11	29	40	22	76	13	16	5	6	200		

FG % 1st Half: 16-37 43.2% 2nd half: 11-28 39.3% Game: 27-65 41.5%
3FG % 1st Half: 4-14 28.6% 2nd half: 3-14 21.4% Game: 7-28 25.0%
FT % 1st Half: 3-3 100.0% 2nd half: 12-13 92.3% Game: 15-16 93.8%

Arizona State 80 • 9-2

#	Player	Total			3-Ptr			Rebounds			PF	TP	A	TO	Blk	Stl	Min
		FG-FGA	FG-FGA	FT-FTA	Off	Def	Tot	Off	Def	Tot							
14	Lawrence, Kimani	f	3-7	1-3	0-0	1	2	3	1	7	1	1	0	1	25		
23	White, Romello	f	3-7	0-0	5-9	5	0	5	3	11	1	0	2	0	27		
45	Cheatham, Zylan	f	5-8	0-1	3-7	2	9	11	2	13	1	4	1	0	34		
00	Dort, Luquentz	g	3-14	1-3	6-8	2	2	4	2	13	5	3	1	1	31		
01	Martin, Remy	g	4-10	1-5	1-2	1	3	4	2</								

BOX SCORES

13 #5/6 KANSAS 70, #23/25 OKLAHOMA 63
Jan. 2, 2019 | Lawrence, Kan. | Allen Fieldhouse



##	Player	Total			3-Ptr			Rebounds			PF	TP	A	TO	Blk	Stl	Min
		FG-FGA	FG-FGA	FT-FTA	FG-FGA	FG-FGA	FT-FTA	Off	Def	Tot							
21	Doolittle, Kristian	f	5-12	0-0	2-3	1	7	8	4	12	2	2	0	0	1	32	
35	Manek, Brady	f	6-13	1-4	3-5	5	6	11	0	16	0	0	1	1	0	32	
00	James, Christian	g	4-15	1-7	2-0	0	12	12	2	11	2	2	0	2	37		
02	Calixte, Aaron	g	4-8	2-4	0-0	0	1	1	2	10	2	4	0	0	27		
03	Reynolds, Miles	g	3-5	0-1	1-1	1	2	3	5	7	2	4	0	2	30		
01	Odomes, Rashard	g	0-1	0-1	0-0	1	0	1	2	0	0	3	1	0	12		
04	McNeace, Jamuni	g	0-1	0-0	0-0	1	0	1	0	0	0	0	0	0	2		
05	Freeman, Matt	g	0-4	0-4	0-0	1	0	1	1	0	0	1	0	0	15		
24	Bieniemy, Jamal	g	3-3	1-1	0-0	0	0	0	1	7	0	0	0	0	13		
Team						1	1	2									
Totals			25-62	5-22	8-13	11	29	40	17	63	9	17	2	5	200		

FG % 1st Half: 11-31 35.5% 2nd half: 14-31 45.2% Game: 25-62 40.3%
 3FG % 1st Half: 2-12 16.7% 2nd half: 3-10 30.0% Game: 5-22 22.7%
 FT % 1st Half: 1-2 50.0% 2nd half: 7-11 63.6% Game: 8-13 61.5%

Kansas 70 • 12-1 (1-0)

##	Player	Total			3-Ptr			Rebounds			PF	TP	A	TO	Blk	Stl	Min
		FG-FGA	FG-FGA	FT-FTA	FG-FGA	FG-FGA	FT-FTA	Off	Def	Tot							
01	Lawson, Dedic	r	6-17	0-3	1-1	4	11	15	2	13	1	1	3	0	37		
35	Azubuike, Udoka	c	4-5	0-0	0-1	3	6	9	2	8	0	1	2	0	34		
05	Grimes, Quentin	g	6-11	1-6	1-3	2	2	4	14	1	3	0	1	35			
11	Dotson, Devon	g	4-10	1-3	7-8	0	5	5	4	16	1	2	0	4	28		
24	Vick, Lagerald	g	5-12	2-7	0-1	0	4	4	1	12	1	4	1	3	25		
00	Garrett, Marcus	g	1-3	0-1	3-4	0	1	1	2	5	1	0	1	28			
02	Moore, Charlie	g	0-4	0-1	2-4	1	2	3	1	2	1	0	0	1	13		
13	Lawson, K.J.	g	0-0	0-0	0-0	0	0	0	0	0	0	1	0	1	1		
33	McCormack, David	g	0-1	0-0	0-0	1	0	1	1	0	0	1	0	1	6		
44	Lightfoot, Mitch	g	0-0	0-0	0-0	1	0	1	0	0	0	0	0	4			
Team						0	1	1									
Totals			26-63	4-21	14-22	12	30	42	17	70	10	14	6	11	200		

FG % 1st Half: 18-39 46.2% 2nd half: 8-24 33.3% Game: 26-63 41.3%
 3FG % 1st Half: 2-12 16.7% 2nd half: 2-9 22.2% Game: 4-21 19.0%
 FT % 1st Half: 2-3 66.7% 2nd half: 12-19 63.2% Game: 14-22 63.6%

Officials: Joe DeRosa, James Luckie, Lee Cassell
 Technical fouls: Oklahoma-None. Kansas-None.
 Attendance: 16300
 OU 03 M. Reynolds fouled out with 38 seconds remaining in the game.

Score by periods	1st	2nd	Total
Oklahoma	25	38	63
Kansas	40	30	70

Points	In	Off	2nd	Fast	Bench
OU	Paint	T/O	Chance	Break	
32	14	6	6	7	
40	22	13	12	7	

Last FG - OU 2nd-00:30, KU 2nd-02:35.
 Largest lead - OU by 7 1st-17:31, KU by 15 1st-00:04.
 OU led for 07:37. KU led for 31:37. Game was tied for 00:46.

Score tied - 0 times.
 Lead changed - 1 time.

15 #7/9 KANSAS 77, #25/rv TCU 68
Jan. 9, 2019 | Lawrence, Kan. | Allen Fieldhouse



##	Player	Total			3-Ptr			Rebounds			PF	TP	A	TO	Blk	Stl	Min
		FG-FGA	FG-FGA	FT-FTA	FG-FGA	FG-FGA	FT-FTA	Off	Def	Tot							
15	MILLER, JD	r	1-6	1-4	0-0	1	8	9	1	3	0	1	0	1	25		
21	SAMUEL, Kevin	c	6-7	0-0	0-0	4	4	8	3	12	1	2	1	0	26		
01	BANE, Desmond	g	6-10	1-1	0-0	0	4	4	4	13	2	2	0	0	37		
22	NEMPHARD, RJ	g	3-6	3-6	5-6	0	4	4	3	14	1	3	1	0	27		
25	ROBINSON, Alex	g	4-12	2-4	2-3	1	2	3	4	12	4	4	0	0	35		
05	DAVIS, Kendrick	g	2-6	0-1	0-0	0	4	4	1	4	3	3	0	2	22		
12	NOI, Kouat	g	3-7	2-5	2-4	1	1	2	2	10	1	3	1	3	28		
Team						0	0	0									
Totals			25-54	9-21	9-13	7	27	34	18	68	12	20	3	6	200		

FG % 1st Half: 11-26 42.3% 2nd half: 14-28 50.0% Game: 25-54 46.3%
 3FG % 1st Half: 3-8 37.5% 2nd half: 6-13 46.2% Game: 9-21 42.9%
 FT % 1st Half: 6-8 75.0% 2nd half: 3-5 60.0% Game: 9-13 69.2%

Kansas 77 • 13-2 (2-1)

##	Player	Total			3-Ptr			Rebounds			PF	TP	A	TO	Blk	Stl	Min
		FG-FGA	FG-FGA	FT-FTA	FG-FGA	FG-FGA	FT-FTA	Off	Def	Tot							
01	Lawson, Dedic	r	10-19	2-4	9-13	6	8	14	1	31	0	3	0	3	35		
00	Garrett, Marcus	g	3-8	0-0	2-3	1	3	4	1	8	3	0	0	2	35		
05	Grimes, Quentin	g	2-5	0-3	1-2	0	2	2	4	5	1	2	0	0	16		
11	Dotson, Devon	g	0-6	0-3	5-6	0	1	1	3	5	3	1	1	2	27		
24	Vick, Lagerald	g	5-10	2-7	0-0	1	3	4	2	12	4	6	0	0	36		
02	Moore, Charlie	g	0-3	0-1	0-0	0	0	0	0	0	1	0	0	1	4		
13	Lawson, K.J.	g	2-3	0-1	3-3	1	0	1	0	7	0	0	0	0	11		
30	Agbaji, Ochai	g	3-5	1-2	0-0	1	3	4	2	7	1	0	1	2	25		
33	McCormack, David	g	0-0	0-0	0-0	0	0	0	0	0	0	0	0	0	1		
44	Lightfoot, Mitch	g	1-1	0-0	0-0	0	3	3	0	2	0	0	0	0	10		
Team						1	0	1									
Totals			26-60	5-21	20-27	11	23	34	13	77	13	12	2	10	200		

FG % 1st Half: 15-31 48.4% 2nd half: 11-29 37.9% Game: 26-60 43.3%
 3FG % 1st Half: 2-10 20.0% 2nd half: 3-11 27.3% Game: 5-21 23.8%
 FT % 1st Half: 8-11 72.7% 2nd half: 12-16 75.0% Game: 20-27 74.1%

Officials: Gerry Pollard, Gary Maxwell, Jeb Hartness
 Technical fouls: TCU-None. Kansas-None.
 Attendance: 16300

Score by periods	1st	2nd	Total
TCU	31	37	68
Kansas	40	37	77

Points	In	Off	2nd	Fast	Bench
TCU	Paint	T/O	Chance	Break	
30	13	7	6	14	
40	24	13	8	16	

Last FG - TCU 2nd-01:41, KU 2nd-01:10.
 Largest lead - TCU by 2 1st-19:14, KU by 11 2nd-19:45.
 TCU led for 03:03. KU led for 34:36. Game was tied for 02:21.

Score tied - 5 times.
 Lead changed - 7 times.

14 IOWA STATE 77, #5/6 KANSAS 60
Jan. 5, 2019 | Ames, Iowa | Hilton Coliseum



##	Player	Total			3-Ptr			Rebounds			PF	TP	A	TO	Blk	Stl	Min
		FG-FGA	FG-FGA	FT-FTA	FG-FGA	FG-FGA	FT-FTA	Off	Def	Tot							
00	Marcus Garrett	r	4-8	0-1	0-0	2	2	4	1	8	0	1	0	0	0	30	
01	Dedic Lawson	r	5-11	0-1	3-6	2	10	12	3	13	3	6	1	0	32		
05	Quentin Grimes	r	7-14	3-6	2-3	2	4	6	1	19	2	2	0	1	31		
11	Devon Dotson	r	3-5	1-2	1-2	2	5	7	1	8	3	5	0	2	31		
24	Lagerald Vick	r	2-8	2-6	0-0	0	4	4	0	6	1	7	0	2	29		
02	Charlie Moore	r	1-5	0-2	0-0	2	1	3	1	2	2	0	0	0	19		
12	Chris Teahan	r	0-0	0-0	0-0	0	0	0	0	0	0	0	0	0	2		
13	K.J. Lawson	r	1-2	0-1	0-0	0	1	1	1	2	1	1	0	1	9		
33	David McCormack	r	1-2	0-0	0-0	0	1	1	1	2	0	0	0	0	10		
44	Mitch Lightfoot	r	0-0	0-1	0-0	0	0	0	1	0	0	1	0	0	7		
Team						3	0	3									
Totals			24-56	6-20	6-11	13	28	41	10	60	12	24	1	6	200		

FG % 1st Half: 12-27 44.4% 2nd half: 12-29 41.4% Game: 24-56 42.9%
 3FG % 1st Half: 4-11 36.4% 2nd half: 2-9 22.2% Game: 6-20 30.0%
 FT % 1st Half: 4-7 57.1% 2nd half: 2-4 50.0% Game: 6-11 54.5%

Iowa State 77 • 12-2, 2-0 Big 12

##	Player	Total			3-Ptr			Rebounds			PF	TP	A	TO	Blk	Stl	Min
		FG-FGA	FG-FGA	FT-FTA	FG-FGA	FG-FGA	FT-FTA	Off	Def	Tot							
01	Weiler-Babb, Nick	r	4-10	2-4	2-2	1	2	3	1	12	4	2	1	4	38		
03	Shayok, Marial	r	9-12	5-5	1-2	0	5	5	2	24	1	5	0	2	34		
11	Horton-Tucker, Talen	r	2-9	0-4	0-0	0	0	0	2	4	5	0	0	1	30		
12	Jacobson, Michael	r	4-9	0-2	1-2	2	9	11	2	9	2	0	0	1	30		
22	Hali Burton, Tyrese	r	4-6	4-5	2-2	0	1	1	2	14	3	2	1	4	37		

BOX SCORES

17 #7/8 KANSAS 80, TEXAS 78
Jan. 14, 2019 | Lawrence, Kan. | Allen Fieldhouse



##	Player	Total			3-Ptr			Rebounds			PF	TP	A	TO	Blk	Stl	Min
		FG-FGA	FG-FGA	FT-FTA	Off	Def	Tot	Off	Def	Tot							
00	Hayes, Jaxson	f	4-5	0-0	0-0	2	2	4	5	8	1	0	1	0	1	17	
21	Osetkowski, Dylan	f	5-13	0-2	1-1	4	5	9	2	11	1	1	0	1	29		
02	Coleman III, Matt	g	7-12	2-3	0-0	2	2	4	1	16	8	0	0	1	38		
12	Roach II, Kerwin	g	4-11	3-8	2-2	0	2	2	3	13	4	1	1	0	32		
55	Mitrou-Long, Elijah	g	2-7	2-6	0-0	0	2	2	0	6	0	1	0	0	20		
03	Ramey, Courtney	g	3-7	2-4	2-2	1	5	6	2	10	5	0	0	0	24		
13	Febres, Jase	g	4-14	4-11	0-0	0	3	3	2	12	0	1	0	0	28		
20	Sims, Jericho	g	0-0	0-0	2-2	4	3	7	3	2	0	1	0	0	12		
	Team					1	0	1									
	Totals		29-69	13-34	7-7	14	24	38	18	78	19	6	2	2	200		

FG % 1st Half: 16-36 44.4% 2nd half: 13-33 39.4% Game: 29-69 42.0% Deadball Rebounds: 0
 3FG % 1st Half: 8-19 42.1% 2nd half: 5-15 33.3% Game: 13-34 38.2%
 FT % 1st Half: 0-0 0.0% 2nd half: 7-7 100.0% Game: 7-7 100.0%

Kansas 80 • 15-2 (4-1)

##	Player	Total			3-Ptr			Rebounds			PF	TP	A	TO	Blk	Stl	Min
		FG-FGA	FG-FGA	FT-FTA	Off	Def	Tot	Off	Def	Tot							
01	Lawson, Dedic	r	6-8	0-0	5-8	0	8	8	3	17	0	0	0	0	0	26	
00	Garrett, Marcus	g	8-11	3-4	1-4	0	2	2	2	20	3	2	1	3	35		
05	Grimes, Quentin	g	2-5	2-5	0-0	0	2	2	1	6	0	1	0	0	29		
11	Dotson, Devon	g	3-6	1-2	3-4	1	4	5	2	10	5	0	0	0	36		
24	Vick, Lagerald	g	7-14	5-8	2-2	0	4	4	0	21	4	0	0	1	32		
02	Moore, Charlie	g	0-1	0-1	0-0	0	0	0	0	0	0	0	0	0	3		
30	Agbaji, Ochai	g	2-5	0-2	0-0	0	4	4	1	4	2	0	1	0	25		
33	McCormack, David	g	1-3	0-0	0-1	3	1	4	2	2	0	1	0	0	8		
44	Lightfoot, Mitch	g	0-1	0-0	0-2	0	0	0	1	0	0	0	0	0	6		
	Team					2	0	2									
	Totals		29-54	11-22	11-21	6	25	31	12	80	14	4	1	5	200		

FG % 1st Half: 15-29 51.7% 2nd half: 14-25 56.0% Game: 29-54 53.7% Deadball Rebounds: 5,1
 3FG % 1st Half: 6-12 50.0% 2nd half: 5-10 50.0% Game: 11-22 50.0%
 FT % 1st Half: 2-7 28.6% 2nd half: 9-14 64.3% Game: 11-21 52.4%

Officials: John Higgins, Mike Roberts, Michael Greenstein
 Technical fouls: Texas-None. Kansas-None.
 Attendance: 16300
 UT 10 J. Hayes fouled out with 2:05 remaining in the game.

Score by periods	1st	2nd	Total
Texas	40	38	78
Kansas	38	42	80

Points	In	Off	2nd	Fast	Bench
UT	Paint	T/O	Chance	Break	24
KU	28	3	17	3	24
KU	34	12	2	6	6

Last FG - UT 2nd-00:09, KU 2nd-01:33. Score tied - 2 times.
 Largest lead - UT by 5 1st-00:30, KU by 10 2nd-11:51. Lead changed - 4 times.
 UT led for 02:41. KU led for 36:19. Game was tied for 01:00.

18 WEST VIRGINIA 65, #7/8 KANSAS 64
Jan. 19, 2019 | Morgantown, W.Va. | WVU Coliseum



##	Player	Total			3-Ptr			Rebounds			PF	TP	A	TO	Blk	Stl	Min
		FG-FGA	FG-FGA	FT-FTA	Off	Def	Tot	Off	Def	Tot							
00	Marcus Garrett	*	6-12	0-2	3-4	0	2	2	4	15	3	1	0	6	34		
01	Dedic Lawson	*	5-11	0-1	5-6	4	7	11	1	15	0	3	1	1	34		
05	Quentin Grimes	*	3-7	2-4	0-0	0	2	2	2	8	2	2	0	0	30		
11	Devon Dotson	*	3-5	1-1	2-2	0	1	1	3	9	1	7	0	0	34		
24	Lagerald Vick	*	5-12	2-6	1-1	1	2	3	1	13	0	2	0	0	33		
02	Charlie Moore	*	0-1	0-0	0-0	0	1	1	0	0	0	0	0	0	3		
13	K.J. Lawson	*	1-5	0-2	0-0	0	2	2	4	3	2	0	0	0	16		
30	Ochai Agbaji	*	0-1	0-0	0-0	1	2	3	0	0	0	3	0	0	4		
33	David McCormack	*	1-1	0-0	0-0	1	3	4	0	2	0	0	0	0	8		
44	Mitch Lightfoot	*	0-0	0-0	0-0	0	0	0	1	0	0	0	0	0	4		
	Team					0	3	3									
	Totals		24-55	5-16	11-13	9	25	34	15	64	6	18	1	7	200		

FG % 1st Half: 10-27 37.0% 2nd half: 14-28 50.0% Game: 24-55 43.6% Deadball Rebounds: 1
 3FG % 1st Half: 0-6 0.0% 2nd half: 5-10 50.0% Game: 5-16 31.3%
 FT % 1st Half: 3-3 100.0% 2nd half: 8-10 80.0% Game: 11-13 84.6%

West Virginia 65

##	Player	Total			3-Ptr			Rebounds			PF	TP	A	TO	Blk	Stl	Min
		FG-FGA	FG-FGA	FT-FTA	Off	Def	Tot	Off	Def	Tot							
10	Haley, Jermalne	*	5-5	0-0	3-4	1	4	5	2	13	2	3	0	1	28		
12	Gordon, Andrew	*	2-3	0-0	0-0	0	2	2	3	4	0	2	0	0	13		
14	Harler, Chase	*	3-3	1-1	0-0	0	2	2	1	7	0	1	0	0	19		
21	Harris, Wesley	*	2-5	1-3	0-0	0	1	1	0	5	0	1	0	0	30		
23	Ahmad, Esa	*	3-9	2-3	0-0	1	6	7	2	8	3	2	1	2	35		
01	Culver, Derek	*	4-10	0-0	3-5	2	5	7	4	11	3	3	1	1	27		
03	Bolden, James	*	4-13	1-4	3-4	0	0	0	0	12	2	0	0	4	29		
05	McCabe, Jordan	*	0-1	0-0	0-0	0	1	1	0	0	1	1	0	1	5		
15	West, Lamont	*	2-5	0-3	1-1	1	1	2	1	5	1	0	0	2	14		
	Team					0	1	1									
	Totals		25-54	5-14	10-14	5	23	28	14	65	12	13	2	11	200		

FG % 1st Half: 11-28 39.3% 2nd half: 14-26 53.8% Game: 25-54 46.3% Deadball Rebounds: 3
 3FG % 1st Half: 0-3 0.0% 2nd half: 5-11 45.5% Game: 5-14 35.7%
 FT % 1st Half: 1-1 100.0% 2nd half: 9-13 69.2% Game: 10-14 71.4%

Officials: Doug Sirmmons, Roger Ayers, Keith Kimble
 Technical fouls: Kansas-None. West Virginia-None.
 Attendance: 12657

Score by periods	1st	2nd	Total
Kansas	23	41	64
West Virginia	23	42	65

Points	In	Off	2nd	Fast	Bench
KU	Paint	T/O	Chance	Break	24
KU	32	15	6	4	4
WVU	34	9	8	4	28

Last FG - KU 2nd-02:35, WVU 2nd-00:07. Score tied - 7 times.
 Largest lead - KU by 6 2nd-02:35, WVU by 3 1st-11:05. Lead changed - 17 times.
 KU led for 26:06. WVU led for 11:32. Game was tied for 02:22.

19 #9/10 KANSAS 80, #24/25 IOWA STATE 76
Jan. 21, 2019 | Lawrence, Kan. | Allen Fieldhouse



##	Player	Total			3-Ptr			Rebounds			PF	TP	A	TO	Blk	Stl	Min
		FG-FGA	FG-FGA	FT-FTA	Off	Def	Tot	Off	Def	Tot							
12	Jacobson, Michael	r	4-7	1-1	3-6	3	8	11	3	12	0	4	1	3	34		
01	Weiler-Babb, Nick	g	4-8	2-5	0-0	1	3	4	1	10	4	1	1	2	39		
03	Shayok, Marial	g	9-18	3-8	5-5	2	4	6	1	26	1	4	0	2	37		
11	Horton-Tucker, Talen	g	6-15	4-8	2-2	1	2	3	5	16	2	2	0	0	26		
22	Haliburton, Tyrese	g	3-5	1-3	2-2	3	2	5	0	9	2	0	1	0	33		
02	Lard, Cameron	g	0-1	0-0	0-0	1	1	2	5	0	0	0	0	0	6		
05	Wigginton, Lindell	g	1-8	1-5	0-2	1	3	4	3	3	3	0	0	0	25		
	Team					1	0	1									
	Totals		27-62	12-30	10-17	13	23	36	18	76	12	14	3	7	200		

FG % 1st Half: 17-32 53.1% 2nd half: 10-30 33.3% Game: 27-62 43.5% Deadball Rebounds: 2
 3FG % 1st Half: 6-16 37.5% 2nd half: 6-14 42.9% Game: 12-30 40.0%
 FT % 1st Half: 2-4 50.0% 2nd half: 8-13 61.5% Game: 10-17 58.8%

Kansas 80 • 16-3 (5-2)

##	Player	Total			3-Ptr			Rebounds			PF	TP	A	TO	Blk	Stl	Min
		FG-FGA	FG-FGA	FT-FTA	Off	Def	Tot	Off	Def	Tot							
01	Lawson, Dedic	r	13-17	2-2	1-2	7	8	15	3	29	1	4	1	0	38		
00	Garrett, Marcus	g	8-12	0-0	0-3	1	4	5	2	16	0	2	1	3	39		
05	Grimes, Quentin	g	0-4	0-1	0-0	0	0	0	0	0	0	0	0	1	19		
11	Dotson, Devon	g	3-12	0-1	5-6	0	2	2	3	11	8	0	0	2	38		
24	Vick, Lagerald	g	5-11	2-6	2-2	0	3	3	0	14	1	2	0	0	37		
02	Moore, Charlie	g	0-0	0-0	0-0	0	0	0	0	0	0	0	0	1	2		
13	Lawson, K.J.	g	1-2	0-0	0-0												

BOX SCORES

21

TEXAS 73, #11/12 KANSAS 63

Jan. 26, 2019 | Austin, Texas | Frank Erwin Center



Kansas 63 • 16-5, 5-3

#	Player	Total			3-Ptr			Rebounds			PF	TP	A	TO	Blk	Stl	Min
		FG-FGA	FG-FGA	FT-FTA	FG-FGA	FG-FGA	FT-FTA	Off	Def	Tot							
01	Lawson, Detric	f	4-15	1-5	4-4	1	6	7	2	13	1	2	2	3	34		
00	Garrett, Marcus	g	1-4	0-1	0-0	2	3	5	2	2	1	1	0	0	26		
05	Grimes, Quentin	g	1-5	1-3	0-0	0	1	1	3	3	1	1	0	1	20		
11	Dotson, Devon	g	3-6	0-0	3-4	0	4	4	3	9	4	1	0	1	29		
30	Agbaji, Ochai	g	8-10	2-4	6-8	4	3	7	4	24	0	2	1	2	35		
02	Moore, Charlie	g	0-0	0-0	0-0	0	0	0	1	0	0	0	0	0	6		
13	Lawson, K.J.	g	0-0	0-0	0-0	0	0	0	1	0	0	1	0	0	4		
24	Vick, Lagerald	g	4-9	2-5	0-0	0	2	2	0	10	1	1	0	1	23		
33	McCormack, David	g	1-1	0-0	0-0	0	0	0	1	2	2	1	0	0	9		
44	Lightfoot, Mitch	g	0-1	0-0	0-0	0	0	0	3	0	0	0	1	0	14		
Team						1	0	1									
Totals			22-51	6-18	13-16	8	19	27	20	63	10	13	4	8	200		

FG % 1st Half: 10-23 43.5% 2nd half: 12-28 42.9% Game: 22-51 43.1%
 3FG % 1st Half: 2-5 40.0% 2nd half: 4-13 30.8% Game: 6-18 33.3%
 FT % 1st Half: 1-2 50.0% 2nd half: 12-14 85.7% Game: 13-16 81.3%

Deadball Rebounds 3.1

Texas 73 • 12-9, 4-4

#	Player	Total			3-Ptr			Rebounds			PF	TP	A	TO	Blk	Stl	Min
		FG-FGA	FG-FGA	FT-FTA	FG-FGA	FG-FGA	FT-FTA	Off	Def	Tot							
10	Hayes, Jaxson	f	3-5	0-0	7-8	4	5	9	4	13	1	0	2	2	29		
21	Osetkowski, Dylan	f	5-10	0-3	6-6	3	1	4	1	16	3	2	0	1	35		
02	Coleman III, Matt	g	1-4	0-2	0-0	0	6	6	1	2	4	2	0	0	36		
03	Ramey, Courtney	g	3-5	3-5	0-0	1	1	2	1	9	1	3	0	1	24		
12	Roach II, Kerwin	g	3-13	3-9	6-7	1	3	4	15	3	4	0	1	36			
13	Febres, Jase	g	4-9	4-8	0-0	0	2	2	1	12	1	0	0	1	26		
20	Sims, Jericho	g	2-3	0-0	2-2	0	1	1	1	6	0	1	0	0	11		
55	Mitrou-Long, Elijah	g	0-1	0-1	0-0	0	0	0	0	0	0	0	0	0	3		
Team						1	2	3									
Totals			21-50	10-28	21-23	10	21	31	13	73	13	12	2	5	200		

FG % 1st Half: 9-28 32.1% 2nd half: 12-22 54.5% Game: 21-50 42.0%
 3FG % 1st Half: 5-16 31.3% 2nd half: 5-12 41.7% Game: 10-28 35.7%
 FT % 1st Half: 3-4 75.0% 2nd half: 18-19 94.7% Game: 21-23 91.3%

Deadball Rebounds 1

Officials: Joe DeRosa, Kipp Kissinger, Darron George
 Technical fouls: Kansas-None. Texas-None.
 Attendance: 11934

Score by periods	1st	2nd	Total
Kansas	23	40	63
Texas	26	47	73

	In	Off	2nd	Fast	Bench
Points	Paint	T/O	Chance	Break	
KU	30	13	13	15	12
UT	16	7	10	2	18

Last FG - KU 2nd-01:01, UT 2nd-01:16.
 Largest lead - KU by 2 1st-19:22, UT by 11 1st-05:53.
 KU led for 00:09. UT led for 37:42. Game was tied for 02:09.

Score tied - 1 time.
 Lead changed - 1 time.

22

#11/12 KANSAS 79, #15/16 TEXAS TECH 63

Feb. 2, 2019 | Lawrence, Kan. | Allen Fieldhouse



Texas Tech 63 • 17-5 (5-4)

#	Player	Total			3-Ptr			Rebounds			PF	TP	A	TO	Blk	Stl	Min
		FG-FGA	FG-FGA	FT-FTA	FG-FGA	FG-FGA	FT-FTA	Off	Def	Tot							
11	Owens, Tariq	r	6-10	0-3	0-0	6	4	10	2	12	0	0	3	0	29		
32	Odiase, Noreense	c	0-3	0-0	2-6	3	4	7	3	2	0	0	1	1	17		
13	Mooney, Matt	g	4-10	1-3	2-2	0	3	0	11	3	0	0	2	28			
23	Culver, Jarrett	g	5-17	0-6	0-1	1	5	6	2	10	1	5	0	0	32		
25	Moretti, Davide	g	3-8	3-8	5-5	0	2	2	14	1	0	0	1	33			
00	Edwards, Kyle	g	1-6	1-3	0-0	0	4	1	3	1	1	0	1	20			
01	Francis, Brandone	g	1-5	1-3	0-0	1	1	2	3	3	1	2	0	15			
03	Corprew, Deshawn	g	1-2	0-0	1-2	2	1	3	1	3	0	2	0	12			
20	Hicks, Parker	g	0-0	0-0	0-0	0	2	2	0	0	0	0	0	3			
24	Benson, Avery	g	1-2	0-1	0-0	0	1	1	1	2	1	0	0	4			
30	Sorrells, Andrew	g	0-1	0-0	0-0	0	0	0	0	0	0	0	0	3			
35	Mballa, Josh	g	0-0	0-0	3-6	0	0	0	3	0	0	0	1	0	4		
Team						0	2	2									
Totals			22-64	6-28	13-22	13	29	42	15	63	8	11	5	7	200		

FG % 1st Half: 10-33 30.3% 2nd half: 12-31 38.7% Game: 22-64 34.4%
 3FG % 1st Half: 3-14 21.4% 2nd half: 3-14 21.4% Game: 6-28 21.4%
 FT % 1st Half: 3-4 75.0% 2nd half: 10-18 55.6% Game: 13-22 59.1%

Deadball Rebounds 5

Kansas 79 • 17-5 (6-3)

#	Player	Total			3-Ptr			Rebounds			PF	TP	A	TO	Blk	Stl	Min
		FG-FGA	FG-FGA	FT-FTA	FG-FGA	FG-FGA	FT-FTA	Off	Def	Tot							
01	Lawson, Detric	r	9-14	3-3	4-5	2	8	10	5	25	0	0	2	0	28		
05	Grimes, Quentin	g	2-7	2-5	0-1	1	2	3	2	6	4	0	0	2	31		
11	Dotson, Devon	g	7-12	3-5	3-5	0	3	3	2	20	4	4	0	3	34		
24	Vick, Lagerald	g	4-7	3-4	2-2	1	5	6	1	13	2	1	1	0	36		
30	Agbaji, Ochai	g	3-8	1-4	3-6	1	9	10	3	10	3	2	0	1	33		
02	Moore, Charlie	g	1-5	0-3	0-0	0	1	1	1	2	6	2	0	0	15		
12	Teahan, Chris	g	0-2	0-2	0-0	0	1	1	0	0	0	1	0	0	2		
13	Lawson, K.J.	g	1-3	1-3	0-0	0	0	0	2	3	0	0	0	0	6		
20	Luinstra, Garrett	g	0-1	0-1	0-0	0	0	0	0	0	0	0	0	0	2		
33	McCormack, David	g	0-0	0-0	0-0	0	1	1	0	0	0	2	0	0	6		
44	Lightfoot, Mitch	g	0-0	0-0	0-0	0	1	1	2	0	0	1	0	0	7		
Team						2	1	3									
Totals			27-59	13-30	12-19	7	32	39	18	79	19	13	3	6	200		

FG % 1st Half: 16-29 55.2% 2nd half: 11-30 36.7% Game: 27-59 45.8%
 3FG % 1st Half: 9-15 60.0% 2nd half: 4-15 26.7% Game: 13-30 43.3%
 FT % 1st Half: 5-6 83.3% 2nd half: 7-13 53.8% Game: 12-19 63.2%

Deadball Rebounds 3.1

Officials: Doug Simrons, Michael Stephens, Michael Greenstein
 Technical fouls: Texas Tech-Francis, Brandone. Kansas-Vick, Lagerald.
 Attendance: 16300

Score by periods	1st	2nd	Total
Texas Tech	26	37	63
Kansas	46	33	79

	In	Off	2nd	Fast	Bench
Points	Paint	T/O	Chance	Break	
Texas Tech	26	16	10	5	14
KU	26	15	5	14	5

Last FG - TTU 2nd-01:01, KU 2nd-03:51
 Largest lead - TTU None. KU by 24 2nd-04:27.
 TTU led for 00:00. KU led for 39:37. Game was tied for 00:23.

Score tied - 0 times.
 Lead changed - 0 times.

23

KANSAS STATE 74, #13/14 KANSAS 67

Feb. 5, 2019 | Manhattan, Kan. | Bramlage Coliseum



Kansas 67 • 17-6 (6-4)

#	Player	Total			3-Ptr			Rebounds			PF	TP	A	TO	Blk	Stl	Min
		FG-FGA	FG-FGA	FT-FTA	FG-FGA	FG-FGA	FT-FTA	Off	Def	Tot							
01	Detric Lawson	f	6-15	1-5	5-6	3	6	9	4	18	1	4	2	2	40		
05	Quentin Grimes	g	2-4	2-2	0-0	0	1	1	4	6	0	5	0	0	20		
11	Devon Dotson	g	5-12	0-1	3-4	1	4	5	13	5	4	1	3	39			
24	Lagerald Vick	g	2-5	1-4	2-2	0	3	3	0	7	2	2	0	1	19		
30	Ochai Agbaji	g	3-7	0-2	0-2	1	3	4	3	6	0	4	1	1	35		
02	Charlie Moore	g	3-5	2-4	0-0	0	3	3	2	8	2	3	0	2	20		
12	Chris Teahan	g	0-0	0-0	0-0	0	0	0	0	0	0	0	0	0	1		
13	K.J. Lawson	g	1-2	1-2	0-0	0	1	1	2	3	0	1	0	0	12		
20	Garrett Luinstra	g	0-0	0-0	0-0	0	0	0	1	0	1	0	0	0	0+		
44	Mitch Lightfoot	g	2-2	0-0	2-2	3	2	5	2	6	0	0	0	0	14		
Team						3	2	5									
Totals			24-52	7-20	12-16	11	25	36	23	67	11	23	4	9	200		

FG % 1st Half: 10-23 43.5% 2nd half: 14-29 48.3% Game: 24-52 46.2%
 3FG % 1st Half: 4-10 40.0% 2nd half: 3-10 30.0% Game: 7-20 35.0%
 FT % 1st Half: 9-12 75.0% 2nd half: 3-4 75.0% Game: 12-16 75.0%

Deadball Rebounds 2.2

BOX SCORES

25 #14/14 KANSAS 82, TCU 77 (OT)
 Feb. 11, 2019 | Fort Worth, Texas | Schollmaier Arena 

##	Player	Total			3-Ptr			Rebounds			PF	TP	A	TO	Blk	Stl	Min
		FG-FGA	FG-FGA	FT-FTA	FG-FGA	FG-FGA	FT-FTA	Off	Def	Tot							
01	Dedric Lawson	f	6-16	2-5	0-1	5	5	10	5	14	2	5	0	0	0	35	
33	David McCormack	f	1-3	0-0	2-4	1	2	3	4	4	0	0	1	0	17		
05	Quentin Grimes	g	2-11	1-8	0-0	0	2	2	5	5	4	1	0	0	36		
11	Devon Dotson	g	7-13	4-7	7-9	0	10	10	2	25	5	6	0	2	45		
30	Ochai Agbaji	g	6-12	2-6	6-6	1	10	11	0	20	1	1	1	1	41		
02	Charlie Moore	g	0-3	0-2	0-0	0	1	1	1	0	1	2	0	1	13		
13	K.J. Lawson	g	4-6	0-1	2-2	2	1	3	0	10	0	0	0	0	16		
44	Mitch Lightfoot	g	2-4	0-1	0-1	3	3	6	5	4	0	0	3	1	22		
Team						0	3	3									
Totals			28-68	9-30	17-23	12	37	49	22	82	13	15	5	5	225		

FG % 1st Half: 13-32 40.6% 2nd half: 12-30 40.0% OT: 3-6 50.0% Game: 28-68 41.2% Deadball Rebounds
 3FG % 1st Half: 5-16 31.3% 2nd half: 3-10 30.0% OT: 1-4 25.0% Game: 9-30 30.0%
 FT % 1st Half: 6-7 85.7% 2nd half: 5-8 62.5% OT: 6-8 75.0% Game: 17-23 73.9% 1.1

TCU 77 • 17-7 (5-6)

##	Player	Total			3-Ptr			Rebounds			PF	TP	A	TO	Blk	Stl	Min
		FG-FGA	FG-FGA	FT-FTA	FG-FGA	FG-FGA	FT-FTA	Off	Def	Tot							
12	NOI, Kouat	f	6-17	1-9	1-1	3	3	6	2	14	1	0	0	1	42		
15	MILLER, JD	f	2-8	0-2	4-6	2	6	8	3	8	0	0	1	0	28		
21	SAMUEL, Kevin	c	2-4	0-0	0-2	2	3	5	3	4	0	1	2	0	26		
01	BANE, Desmond	g	8-15	2-2	0-0	1	6	7	2	18	1	3	0	1	44		
25	ROBINSON, Alex	g	4-14	3-7	2-2	0	4	4	5	13	4	4	1	4	42		
05	DAVIS, Kendric	g	4-9	1-3	7-11	0	5	5	1	16	7	3	0	2	36		
11	MAYEN, Lat	g	1-4	1-3	0-0	1	1	2	1	3	0	0	0	0	5		
22	NEMBARD, RJ	g	0-0	0-0	1-2	0	0	0	1	1	0	1	0	0	2		
Team						2	4	6									
Totals			27-71	8-26	15-24	11	32	43	18	77	13	13	4	8	225		

FG % 1st Half: 14-31 45.2% 2nd half: 12-33 36.4% OT: 1-7 14.3% Game: 27-71 38.0% Deadball Rebounds
 3FG % 1st Half: 6-16 37.5% 2nd half: 2-9 22.2% OT: 0-1 0.0% Game: 8-26 30.8%
 FT % 1st Half: 3-4 75.0% 2nd half: 6-9 66.7% OT: 6-11 54.5% Game: 15-24 62.5% 4.1

Officials: Doug Simmons, Michael Stephens, Ray Natili
 Technical fouls: Kansas-None. TCU-None.
 Attendance: 7356

Score by periods	1st	2nd	OT	Total
Kansas	37	32	13	82
TCU	37	32	8	77

	Points	In Paint	Off T/O	2nd Chance	Fast Break	Bench
KU	34	13	14	8	14	14
TCU	36	15	9	20	20	20

Last FG - KU OT-01:09, TCU OT-02:26.
 Largest lead - KU by 12 2nd-09:03, TCU by 7 1st-18:29.
 KU led for 28:22. TCU led for 13:03. Game was tied for 03:35.

Score tied - 5 times.
 Lead changed - 13 times.

26 #14/14 KANSAS 78, WEST VIRGINIA 53
 Feb. 16, 2019 | Lawrence, Kan. | Allen Fieldhouse 

##	Player	Total			3-Ptr			Rebounds			PF	TP	A	TO	Blk	Stl	Min
		FG-FGA	FG-FGA	FT-FTA	FG-FGA	FG-FGA	FT-FTA	Off	Def	Tot							
01	Culver, Derek	f	2-10	0-0	5-9	4	8	12	4	9	4	2	2	2	32		
11	Matthews Jr., Emmitt	f	3-9	1-4	0-0	3	2	5	1	7	1	4	0	1	20		
15	West, Lamont	f	4-8	0-4	3-4	1	4	5	4	11	0	3	2	2	27		
02	Knapper, Brandon	g	1-5	1-4	2-2	0	1	1	2	5	2	3	0	1	19		
10	Haley, Jermaine	g	0-6	0-3	0-0	1	2	3	1	0	4	2	0	1	35		
00	Doomes, Trey	g	0-0	0-0	0-0	0	0	0	0	0	0	1	0	0	0+		
05	McCabe, Jordan	g	3-9	0-4	0-0	1	1	2	0	6	2	3	0	2	19		
12	Gordon, Andrew	g	0-0	0-0	0-0	0	0	0	5	0	1	4	0	0	10		
14	Harler, Chase	g	5-9	1-3	0-0	2	0	2	0	11	0	1	0	1	25		
20	Horton, Taevon	g	1-2	0-1	0-0	0	1	1	0	2	0	0	0	0	5		
31	Routt, Logan	g	1-1	0-0	0-0	0	1	1	1	2	0	1	0	1	8		
Team						3	1	4									
Totals			20-59	3-23	10-15	15	21	36	18	53	14	24	4	11	200		

FG % 1st Half: 7-28 25.0% 2nd half: 13-31 41.9% Game: 20-59 33.9% Deadball Rebounds
 3FG % 1st Half: 1-10 10.0% 2nd half: 2-13 15.4% Game: 3-23 13.0%
 FT % 1st Half: 1-2 50.0% 2nd half: 9-13 69.2% Game: 10-15 66.7%

Kansas 78 • 20-6 (9-4)

##	Player	Total			3-Ptr			Rebounds			PF	TP	A	TO	Blk	Stl	Min
		FG-FGA	FG-FGA	FT-FTA	FG-FGA	FG-FGA	FT-FTA	Off	Def	Tot							
01	Lawson, Dedric	f	4-8	2-3	4-4	0	4	4	0	14	2	1	0	1	32		
33	McCormack, David	f	4-4	0-0	2-4	3	1	4	4	10	1	4	2	2	24		
05	Grimes, Quentin	g	2-8	0-4	0-0	0	2	2	2	4	2	4	0	2	22		
11	Dotson, Devon	g	5-7	1-1	4-4	2	3	5	1	15	8	2	0	0	31		
30	Agbaji, Ochai	g	4-9	1-4	1-2	0	3	3	4	10	1	3	0	1	27		
02	Moore, Charlie	g	1-4	0-2	0-0	0	0	0	0	2	2	2	0	0	13		
12	Teahan, Chris	g	1-2	1-2	0-0	0	0	0	1	3	0	0	0	0	3		
13	Lawson, K.J.	g	5-7	3-4	2-2	0	3	3	1	15	0	1	1	0	24		
20	Luinstra, Garrett	g	0-1	0-0	0-0	0	0	0	0	0	0	1	0	0	1		
44	Lightfoot, Mitch	g	2-3	0-0	1-2	1	6	7	3	5	1	1	3	1	23		
Team						0	3	3									
Totals			28-53	8-20	14-18	6	25	31	16	78	17	19	6	7	200		

FG % 1st Half: 14-25 56.0% 2nd half: 14-28 50.0% Game: 28-53 52.8% Deadball Rebounds
 3FG % 1st Half: 4-10 40.0% 2nd half: 4-10 40.0% Game: 8-20 40.0%
 FT % 1st Half: 11-12 91.7% 2nd half: 3-6 50.0% Game: 14-18 77.8%

Officials: Joe DeRosa, Kipp Kissinger, Terry Wymer
 Technical fouls: West Virginia-None. Kansas-None.
 Attendance: 16300

Score by periods	1st	2nd	Total
West Virginia	16	37	53
Kansas	43	35	78

	Points	In Paint	Off T/O	2nd Chance	Fast Break	Bench
WVU	20	18	10	14	21	21
KU	30	24	9	6	25	25

Last FG - WVU 2nd-01:07, KU 2nd-02:29.
 Largest lead - WVU by 2 1st-18:55, KU by 36 2nd-02:29.
 WVU led for 01:02. KU led for 35:45. Game was tied for 03:13.

Score tied - 3 times.
 Lead changed - 3 times.

CAREER RECORDS

SCORING

1.	Danny Manning	2,951	1985-88
2.	Nick Collison	2,097	2000-03
3.	Raef LaFrentz	2,066	1995-98
4.	Clyde Lovellette	1,979	1950-52
5.	Sherron Collins	1,888	2007-10
6.	Frank Mason III	1,885	2014-17
7.	Darnell Valentine	1,821	1978-81
8.	Keith Langford	1,812	2002-05
9.	Perry Ellis	1,798	2013-16
10.	Paul Pierce	1,768	1996-98
11.	Dave Robisch	1,754	1969-71
12.	Kirk Hinrich	1,753	2000-03
13.	Devonte' Graham	1,750	2015-18
14.	Kevin Pritchard	1,692	1987-90
15.	Mark Randall	1,627	1987, 89-91
16.	Wayne Simien	1,593	2002-05
17.	Tyshawn Taylor	1,580	2009-12
18.	Jeff Boschee	1,560	1999-2002
19.	Kenny Gregory	1,555	1998-2001
19.	Calvin Thompson	1,548	1983-86
21.	Drew Gooden	1,526	2000-02
22.	Ron Kellogg	1,508	1983-86
23.	Bud Stallworth	1,495	1970-72
24.	Tony Guy	1,488	1979-82
25.	Brandon Rush	1,477	2006-08
26.	Wilt Chamberlain	1,433	1957-58
27.	Richard Scott	1,375	1991-94
28.	Adonis Jordan	1,373	1990-93
29.	Marcus Morris	1,371	2009-11
30.	Mario Chalmers	1,341	2006-08
31.	Walter Wesley	1,315	1964-66
32.	Jo Jo White	1,286	1966-69
33.	Eric Chenowith	1,281	1998-2001
34.	Jerod Haase	1,264	1995-97
35.	Steve Woodberry	1,240	1991-94
36.	Scot Pollard	1,209	1994-97
37.	Greg Dreiling	1,209	1984-86
38.	Jacque Vaughn	1,207	1994-97
39.	Wayne Selden Jr.	1,202	2014-16
40.	Aaron Miles	1,183	2002-05
41.	Svi Mykhailiuk	1,181	2015-18
42.	Milt Newton	1,166	1985, 87-89
43.	Rick Suttle	1,156	1973-75
44.	Billy Thomas	1,152	1995-98
45.	Wayne Hightower	1,128	1960-61
46.	Lagerald Vick	1,100	2016-Present
47.	Charlie Black	1,082	1942-43, 46-47
48.	Rex Walters	1,064	1992-93
49.	Otto Schnellbacher	1,062	1943, 46-48
50.	Kelly Knight	1,057	1980, 82-84
51.	Ryan Robertson	1,055	1996-99
52.	Nolen Ellison	1,045	1961-63
53.	Carl Henry	1,044	1983-84
54.	Cole Aldrich	1,038	2008-10
55.	Jerry Gardner	1,030	1960-62
56.	Bill Bridges	1,028	1959-61
57.	Thomas Robinson	1,026	2010-12
58.	Cedric Hunter	1,022	1984-87
	David Magley	1,022	1979-82
60.	Rodger Bohnenstiehl	1,006	1966-67-68
61.	Norman Cook	1,004	1974-75-76

REBOUNDS

1.	Danny Manning	1,187	1985-88
2.	Raef LaFrentz	1,186	1995-98
3.	Nick Collison	1,143	2000-03
4.	Bill Bridges	1,081	1959-61
5.	Eric Chenowith	933	1998-2001
6.	Drew Gooden	905	2000-02
7.	Wayne Simien	884	2002-05
8.	Wilt Chamberlain	877	1957-58
9.	Cole Aldrich	860	2008-10
10.	Scot Pollard	850	1994-97
11.	Clyde Lovellette	839	1950-52
12.	Perry Ellis	834	2013-16
13.	Dave Robisch	815	1969-71
14.	Greg Ostertag	770	1992-95
15.	Thomas Robinson	763	2010-12
16.	Mark Randall	723	1987, 89-91
17.	Landen Lucas	702	2014-17
18.	Paul Mokeski	680	1977-79
19.	Marcus Morris	676	2009-11
	Paul Pierce	676	1996-98

ASSISTS

<i>(started 1974-75)</i>			
1.	Aaron Miles	954	2002-05
2.	Jacque Vaughn	804	1994-97
3.	Cedric Hunter	684	1984-87
4.	Kirk Hinrich	668	2000-03
5.	Devonte' Graham	632	2015-18
6.	Darnell Valentine	609	1978-81
7.	Frank Mason III	576	2014-17
8.	Tyshawn Taylor	575	2009-12
9.	Adonis Jordan	568	1990-93
10.	Sherron Collins	552	2007-10
11.	Russell Robinson	500	2005-08
12.	Kevin Pritchard	499	1987-90
13.	Ryan Robertson	485	1996-99
14.	Mark Turgeon	437	1984-87
15.	Jeff Boschee	425	1999-2002
16.	Mario Chalmers	420	2006-08
17.	Elijah Johnson	399	2010-13
18.	Steve Woodberry	361	1991-94
19.	Jerod Haase	343	1995-97
20.	Danny Manning	342	1985-88
21.	Tony Guy	327	1979-82

3-POINT FIELD GOALS MADE

<i>(started 1986-87)</i>			
1.	Jeff Boschee	338	1999-2002
2.	Devonte' Graham	296	2015-18
3.	Billy Thomas	269	1995-98
4.	Svi Mykhailiuk	237	2015-18
5.	Kirk Hinrich	236	2000-03
6.	Sherron Collins	232	2007-10
7.	Brandon Rush	205	2006-08
8.	Terry Brown	200	1990-91
9.	Frank Mason III	185	2014-17
10.	Mario Chalmers	180	2006-08
11.	Adonis Jordan	179	1990-93
12.	Tyrel Reed	176	2008-11
13.	Lagerald Vick	167	2016-Present
14.	Wayne Selden Jr.	162	2014-16
15.	Jerod Haase	156	1995-97
16.	Kevin Pritchard	154	1987-90
17.	Rex Walters	151	1992-93
18.	Elijah Johnson	147	2010-13
19.	Ryan Robertson	144	1996-99
20.	J.R. Giddens	137	2004-05

3-POINT FIELD GOAL ATTEMPTS

<i>(started 1986-87)</i>			
1.	Jeff Boschee	843	1999-2002
2.	Devonte' Graham	723	2015-18
3.	Billy Thomas	691	1995-98
4.	Sherron Collins	615	2007-10
5.	Svi Mykhailiuk	579	2015-18
6.	Kirk Hinrich	546	2000-03
7.	Terry Brown	485	1990-91
8.	Brandon Rush	471	2006-08
9.	Jerod Haase	461	1995-97
10.	Wayne Selden Jr.	443	2014-16
11.	Frank Mason III	440	2014-17
12.	Adonis Jordan	437	1990-93
13.	Tyrel Reed	433	2008-11
14.	Elijah Johnson	430	2010-13
	Mario Chalmers	430	2006-08
16.	Lagerald Vick	412	2016-Present
17.	Kevin Pritchard	379	1987-90
18.	Sean Pearson	371	1993-96
18.	J.R. Giddens	369	2004-05
20.	Rex Walters	361	1992-93
21.	Ryan Robertson	354	1996-99
22.	Tyshawn Taylor	324	2009-12

3-POINT FIELD GOAL PCT.

<i>(Min. 200 attempts; started 1986-87)</i>			
1.	Milt Newton	100-224	44.6 1987-89
2.	Jeff Gueldner	90-205	43.9 1987-90
3.	Brandon Rush	205-471	43.5 2005-08
4.	Kirk Hinrich	236-546	43.2 2000-03
5.	Steve Woodberry	126-298	42.3 1991-94
6.	Frank Mason III	185-440	42.0 2014-17
7.	Mario Chalmers	180-430	41.9 2005-08
8.	Rex Walters	151-361	41.8 1992-93
9.	Brady Morningstar	116-281	41.3 2007-11
10.	Terry Brown	200-485	41.2 1990-91
11.	Devonte' Graham	296-723	40.9 2015-18
	Svi Mykhailiuk	237-579	40.9 2015-18
	Adonis Jordan	179-437	40.9 1990-93
	Ryan Robertson	144-354	40.7 1996-99
14.	Tyrel Reed	176-433	40.6 2008-11
	Kevin Pritchard	154-379	40.6 1987-90
17.	Lagerald Vick	167-412	40.5 2016-Pr.
18.	Jeff Boschee	338-843	40.1 1999-02
19.	Keith Langford	102-257	39.7 2002-05
20.	Billy Thomas	269-691	38.9 1995-98
21.	Jacque Vaughn	105-274	38.3 1994-97
22.	Sherron Collins	232-655	37.7 2007-10

STEALS

<i>(started 1975-76)</i>			
1.	Darnell Valentine	336	1978-81
2.	Mario Chalmers	283	2006-08
3.	Aaron Miles	264	2002-05
4.	Danny Manning	250	1985-88
5.	Russell Robinson	247	2005-08
6.	Kirk Hinrich	206	2000-03
7.	Devonte' Graham	197	2015-18
8.	Kevin Pritchard	190	1987-90
9.	Nick Bradford	187	1997-2000
10.	Adonis Jordan	181	1990-93
11.	Alonzo Jamison	175	1990-92
12.	Jerod Haase	174	1995-97
13.	Tyshawn Taylor	172	2009-12
14.	Frank Mason III	165	2014-17
15.	Jeff Boschee	161	1999-2002
	Tony Guy	161	1979-82
17.	Jacque Vaughn	160	1994-97
	Steve Woodberry	160	1991-94
19.	Cedric Hunter	157	1984-87
20.	Nick Collison	155	2000-03
21.	Paul Pierce	147	1996-98
22.	Sherron Collins	145	2007-10
23.	Ryan Robertson	143	1996-99

BLOCKED SHOTS

<i>(started 1974-75)</i>			
1.	Jeff Withey	311	2010-13
2.	Greg Ostertag	258	1992-95
3.	Cole Aldrich	253	2008-10
4.	Nick Collison	243	2000-03
5.	Eric Chenowith	242	1998-2001
6.	Scot Pollard	218	1994-97
7.	Danny Manning	200	1985-88
8.	John Crawford	155	1978-81
9.	Sasha Kaun	150	2005-08
10.	Donnie Von Moore	147	1974-75, 77-78
11.	Raef LaFrentz	138	1995-98
	Greg Dreiling	138	1984-86
13.	Paul Mokeski	136	1976-79
14.	Jamari Traylor	126	2013-16
15.	B.J. Williams	112	1994-97
16.	Darrell Arthur	109	2007-08
17.	Drew Gooden	107	2000-02
18.	Patrick Richey	106	1991-94
19.	Markieff Morris	103	2009-11
20.	Paul Pierce	98	1996-98

--	Udoka Azubuike	92	2017-Present
	Mitch Lightfoot	80	2017-Present

CONSECUTIVE GAMES STARTED

1.	Danny Manning	141	1985-88
2.	Raef LaFrentz	116	1995-98
3.	Frank Mason III	110	2014-17
	Aaron Miles	110	2002-05
5.	Wayne Selden Jr.	101	2014-16
6.	Jacque Vaughn	100	1994-97
7.	Keith Langford	98	2002-05
8.	Cedric Hunter	89	1984-87
9.	Jo Jo White	84	1966-69
10.	Devonte' Graham	82	2015-18
11.	Greg Dreiling	78	1984-86
12.	Kirk Hinrich	73	2000-03

MINUTES PLAYED

1.	Danny Manning	4,961	1985-88
2.	Devonte' Graham	4,498	2015-18
3.	Frank Mason III	4,347	2014-17
4.	Kirk Hinrich	4,187	2000-03
5.	Jeff Boschee	4,109	1999-2002
6.	Sherron Collins	4,071	2007-10
7.	Tyshawn Taylor	4,039	2009-12
8.	Kevin Pritchard	3,982	1987-90
9.	Tony Guy	3,911	1979-82
10.	Darnell Valentine	3,906	1978-81
11.	Nick Collison	3,894	2000-03

SINGLE SEASON RECORDS - INDIVIDUAL

POINTS

1.	Danny Manning (1988)	942
2.	Clyde Lovellette (1952)	886
3.	Danny Manning (1987)	860
4.	Wilt Chamberlain (1957)	800
5.	Paul Pierce (1998)	777
6.	Frank Mason III (2017)	753
7.	Drew Gooden (2002)	734
8.	Nick Collison (2003)	702
9.	Thomas Robinson (2012)	692
10.	Dave Robisch (1970)	689

POINTS PER GAME

1.	Wilt Chamberlain (1958)	30.1
2.	Wilt Chamberlain (1957)	29.6
3.	Clyde Lovellette (1952)	28.6
4.	Dave Robisch (1970)	26.5
5.	Bud Stallworth (1972)	25.3
6.	Danny Manning (1988)	24.8
7.	Danny Manning (1987)	23.9
8.	Walter Wesley (1965)	23.5
9.	Clyde Lovellette (1951)	22.8
10.	Wayne Hightower (1960)	21.8

-- **Dedric Lawson (2019)** 19.2

REBOUNDS

1.	Wilt Chamberlain (1957)	510
2.	Thomas Robinson (2012)	463
3.	Drew Gooden (2002)	423
4.	Clyde Lovellette (1952)	410
5.	Cole Aldrich (2009)	387
6.	Bill Bridges (1960)	385
7.	Nick Collison (2003)	380
8.	Wilt Chamberlain (1958)	367
9.	Cole Aldrich (2010)	354
10.	Bill Bridges (1961)	353

-- **Dedric Lawson (2019)** 269

REBOUNDS PER GAME

1.	Wilt Chamberlain (1957)	18.9
2.	Wilt Chamberlain (1958)	17.5
3.	Bill Bridges (1961)	14.1
4.	Bill Bridges (1960)	13.8
5.	Bill Bridges (1959)	13.7
6.	Clyde Lovellette (1952)	13.2
7.	Dave Robisch (1970)	12.1
8.	Thomas Robinson (2012)	11.9
9.	Wayne Hightower (1961)	11.6
10.	Drew Gooden (2002)	11.4
--	Raef LaFrentz (1998)	11.4

-- **Dedric Lawson (2019)** 10.3

DOUBLE-DOUBLES

1.	Thomas Robinson (2012)	27
2.	Drew Gooden (2002)	25
3.	Cole Aldrich (2009)	21
--	Raef LaFrentz (1997)	21
5.	Raef LaFrentz (1998)	19
6.	Dave Robisch (1970)	19
7.	Danny Manning (1987)	18
8.	Dave Robisch (1971)	17
9.	Dedric Lawson (2019)	16
--	Wayne Simien (2005)	16
--	Nick Collison (2003)	16

ASSISTS

1.	Devonte' Graham (2018)	282
2.	Cedric Hunter (1986)	278
3.	Aaron Miles (2002)	252
4.	Ryan Robertson (1998)	248
5.	Aaron Miles (2003)	244
6.	Aaron Miles (2004)	242
7.	Jacque Vaughn (1995)	238
8.	Kirk Hinrich (2001)	229
9.	Jacque Vaughn (1996)	223
10.	Aaron Miles (2005)	216

STEALS

1.	Mario Chalmers (2008)	97
2.	Mario Chalmers (2007)	97
3.	Darnell Valentine (1981)	92
4.	Aaron Miles (2003)	91
--	Darnell Valentine (1979)	91
6.	Mario Chalmers (2006)	89
7.	Alonzo Jamison (1992)	83
8.	3x (last Alonzo Jamison, 1991)	80

-- **Marcus Garrett (2019)** 35

FIELD GOALS MADE

1.	Danny Manning (1988)	381
2.	Clyde Lovellette (1952)	352
3.	Danny Manning (1987)	347
4.	Paul Pierce (1998)	287
5.	Drew Gooden (2002)	285
6.	Nick Collison (2003)	281
7.	Danny Manning (1986)	279
8.	Bud Stallworth (1972)	277
9.	Wilt Chamberlain (1957)	275

FIELD GOALS ATTEMPTED

1.	Clyde Lovellette (1952)	742
2.	Danny Manning (1988)	653
3.	Bud Stallworth (1972)	620
4.	Wilt Chamberlain (1957)	588
5.	Drew Gooden (2002)	566
6.	Danny Manning (1987)	562
7.	Paul Pierce (1998)	559
8.	Clyde Lovellette (1951)	554
9.	Dave Robisch (1970)	526
10.	Sherron Collins (2009)	521

FIELD GOAL PCT. (MIN 175 ATT.)

1.	Udoka Azubuike (2018)	77.0
2.	Mark Randall (1989)	64.6
3.	Mark Randall (1991)	64.3
4.	Richard Scott (1992)	63.9
5.	Landen Lucas (2017)	63.1
6.	Darnell Jackson (2008)	62.6
7.	Sasha Kaun (2008)	61.9
8.	Danny Manning (1987)	61.7
9.	Freeman West (1989)	61.3
10.	Richard Scott (1993)	60.8

FREE THROWS MADE

1.	Wilt Chamberlain (1957)	250
2.	Wayne Hightower (1960)	193
3.	Frank Mason III (2017)	189
4.	Dave Robisch (1970)	189
5.	Clyde Lovellette (1952)	182
6.	Wilt Chamberlain (1958)	177
7.	Andrew Wiggins (2014)	176
8.	Danny Manning (1988)	171
9.	Devonte' Graham (2018)	167
--	Wayne Simien (2004)	167

-- **Dedric Lawson (2019)** 111

FREE THROWS ATTEMPTED

1.	Wilt Chamberlain (1957)	399
2.	Wilt Chamberlain (1958)	292
3.	Wayne Hightower (1960)	285
4.	Walter Wesley (1966)	262
5.	Dave Robisch (1970)	254
6.	Clyde Lovellette (1952)	250
7.	Thomas Robinson (2012)	239
8.	Frank Mason III (2017)	238
9.	B. H. Born (1953)	234
10.	Danny Manning (1988)	233
--	Dave Robisch (1971)	233

FREE THROW PCT. (MIN. 75 ATT.)

1.	Steve Woodberry (1993)	87.9
2.	Rex Walters (1993)	87.3
3.	Ryan Robertson (1999)	87.1
4.	Al Kelley (1954)	86.2
5.	Calvin Thompson (1984)	85.9
6.	Sherron Collins (2010)	85.5
7.	Kirk Hinrich (2001)	84.3
--	Ron Kellogg (1986)	84.3
--	Ron Kellogg (1985)	84.3

-- **Devon Dotson (2019)** 79.4

3-POINT FIELD GOALS MADE

1.	Svi Mykhailiuk (2018)	115
2.	Terry Brown (1991)	111
3.	Devonte' Graham (2018)	110
--	Jeff Boschee (2002)	110
5.	Billy Thomas (1998)	105
6.	Devonte' Graham (2017)	94
7.	Kirk Hinrich (2003)	89
--	Terry Brown (1990)	89
9.	Malik Newman (2018)	85
10.	Rex Walters (1993)	83

-- **Lagerald Vick (2019)** 66

3-POINT FIELD GOALS ATTEMPTED

1.	Terry Brown (1991)	277
2.	Devonte' Graham (2018)	271
3.	Billy Thomas (1998)	262
4.	Svi Mykhailiuk (2018)	259
5.	Devonte' Graham (2017)	242
6.	Jeff Boschee (2002)	237
7.	Jeff Boschee (1999)	222
8.	Kirk Hinrich (2003)	219
9.	Terry Brown (1990)	208
10.	Malik Newman (2018)	205
--	Sherron Collins (2009)	205

-- **Lagerald Vick (2019)** 145

3-PT FIELD GOAL PCT. (MIN. 80 ATT)

1.	Kirk Hinrich (2001)	50.5
2.	Aaron Miles (2005)	50.0
3.	Jeff Guelndner (1990)	48.6
4.	Kirk Hinrich (2002)	47.8
5.	Tyrel Reed (2010)	47.3
6.	Brandon Rush (2006)	47.2
7.	Frank Mason III (2017)	47.1
8.	Mario Chalmers (2008)	46.8
9.	Jeff Boschee (2002)	46.4

-- **Lagerald Vick (2019)** 45.5

MINUTES PLAYED

1.	Devonte' Graham (2018)	1,435
2.	Danny Manning (1988)	1,336
3.	Tyshawn Taylor (2012)	1,303
4.	Frank Mason III (2017)	1,301
5.	Frank Mason III (2016)	1,272
6.	Devonte' Graham (2017)	1,269
7.	Danny Manning (1986)	1,256
8.	Elijah Johnson (2012)	1,254
9.	Travis Releford (2013)	1,252
10.	Danny Manning (1987)	1,249

MINUTES PER GAME

1.	Tony Guy (1982)	39.4
2.	David Magley (1982)	39.0
3.	Clinton Johnson (1976)	38.2
4.	Wilmore Fowler (1979)	37.9
5.	Devonte' Graham (2018)	37.8
6.	Darnell Valentine (1981)	37.1
7.	John Douglas (1977)	36.4
8.	Carl Henry (1983)	36.2
--	Tony Guy (1981)	36.2
10.	Frank Mason III (2017)	36.1

SINGLE SEASON TEAM RECORDS

POINTS PER GAME

YEAR	PTS	GMS	AVG
1.	1989-90	3223	35.9
2.	2001-02	3365	37.1
3.	1988-89	2758	31.1
4.	1996-97	3058	36.1
5.	1997-98	3300	39.1

-- **2018-19** **2000** **26.1** **76.9**

FIELD GOAL PCT.

YEAR	FGs	FGAs	FG%	
1.	1985-86	1260	2266	55.6
2.	1984-95	1019	1898	53.7
3.	1989-90	1204	2258	53.3
4.	1988-89	1024	1925	53.2
5.	1983-84	924	1769	52.2

-- **2018-19** **726** **1537** **47.2**

3-POINT FIELD GOALS MADE

YEAR	3FGs	
1.	2017-18	391
2.	2016-17	318
3.	2015-16	304
4.	2010-11	271
--	2007-08	271

-- **2018-19** **194**

3-POINT FIELD GOAL ATTEMPTS

YEAR	3FGAs	
1.	2017-18	974
2.	2016-17	787
3.	2015-16	728
4.	2010-11	710
5.	2007-08	683

-- **2018-19** **538**

3-PT FIELD GOAL PCT.

YEAR	3FGs	3FGAs	3FG%	
1.	1989-90	230	531	43.3
2.	2015-16	304	728	41.8
--	2001-02	224	536	41.8
4.	1988-89	143	344	41.6
5.	1992-93	215	527	40.8

-- **2018-19** **194** **538** **36.1**

ASSISTS PER GAME

YEAR	AST	GMS	AVG	
1.	1989-90	763	35	21.8
2.	1985-86	814	39	20.9
3.	2001-02	767	37	20.7
4.	1988-89	620	31	20.0
5.	2000-01	641	33	19.4
--	1984-85	660	34	19.4

-- **2018-19** **358** **26** **13.8**

STEALS PER GAME

YEAR	STL	GMS	AVG	
1.	2002-03	373	38	9.82
2.	2005-06	323	33	9.79
3.	1996-97	351	36	9.75
4.	2001-02	357	37	9.65
5.	1990-91	325	35	9.29

-- **2018-19** **185** **26** **7.1**

OPPONENT FIELD GOAL PCT.

(since 1985-86 [shot clock era])

YEAR	OPP. FG%	
1.	2012-13	36.1
2.	2005-06	37.0
3.	2006-07	37.6
4.	2000-02	37.8
--	1994-95	37.8

-- **2018-19** **40.1**

OPPONENT 3-POINT FG PCT.

YEAR	OPP. 3FG%	
1.	2010-11	29.8
2.	2012-13	30.3
3.	1998-99	30.5
--	1991-92	30.5
5.	1997-98	31.4

-- **2018-19** **32.8**

KANSAS FRESHMEN RECORDS - SINGLE SEASON

POINTS

1.	Andrew Wiggins (2014)	597
2.	Ben McLemore (2013)	589
3.	Josh Jackson (2017)	572
4.	Danny Manning (1985)	496
5.	Xavier Henry (2010)	483
6.	Brandon Rush (2006)	444
7.	Kerry Boagni (1983)	408
8.	Paul Pierce (1996)	404
9.	Darnell Valentine (1978)	392
10.	Mario Chalmers (2006)	379
11.	J.R. Giddens (2004)	374
12.	Darrell Arthur (2007)	361
	Jeff Boschee (1999)	361
14.	Nick Collison (2000)	357
15.	Sherron Collins (2007)	354
--	Devon Dotson (2019)	316

POINTS PER GAME

1.	Andrew Wiggins (2014)	17.1
2.	Josh Jackson (2017)	16.3
3.	Ben McLemore (2013)	15.9
4.	Danny Manning (1985)	14.6
5.	Kerry Boagni (1983)	14.1
6.	Brandon Rush (2006)	13.5
	Darnell Valentine (1978)	13.5
8.	Xavier Henry (2010)	13.4
9.	Devon Dotson (2019)	12.2
10.	Paul Pierce (1996)	11.9
11.	Ricky Ross (1980)	11.7

REBOUNDS

1.	Josh Jackson (2017)	258
	Danny Manning (1985)	258
3.	Drew Gooden (2000)	248
4.	Nick Collison (2000)	234
5.	Raef LaFrentz (1995)	231
6.	Joel Embiid (2014)	227
7.	Norm Cook (1974)	196
8.	Brandon Rush (2006)	195
9.	Ben McLemore (2013)	192
10.	Eric Chenowith (1998)	191

REBOUNDS PER GAME

1.	Joel Embiid (2014)	8.1
2.	Danny Manning (1985)	7.6
3.	Drew Gooden (2000)	7.5
	Raef LaFrentz (1995)	7.5
5.	Josh Jackson (2017)	7.4
6.	Nick Collison (2000)	6.9
7.	Norm Cook (1974)	6.5
8.	Paul Mokeski (1976)	6.4
9.	Brandon Rush (2006)	5.9
10.	Cliff Alexander (2015)	5.3
	Wayne Simien (2002)	5.3
	Paul Pierce (1996)	5.3

ASSISTS

1.	Aaron Miles (2002)	252
2.	Jacque Vaughn (1994)	181
3.	Mark Turgeon (1984)	138
4.	Darnell Valentine (1978)	130
5.	Mario Chalmers (2006)	127
6.	Kirk Hinrich (2000)	123
7.	Jeff Boschee (1999)	121
8.	Sherron Collins (2007)	112
9.	Adonis Jordan (1990)	109
10.	Danny Manning (1985)	108
--	Devon Dotson (2019)	97

BLOCKS

1.	Joel Embiid (2014)	72
2.	Eric Chenowith (1998)	62
3.	Darrell Arthur (2007)	54
4.	David Padgett (2004)	43
5.	Julian Wright (2006)	42
6.	Josh Jackson (2017)	37
	Cliff Alexander (2015)	37
7.	Cole Aldrich (2008)	34
	Greg Ostertag (1992)	34
	Danny Manning (1985)	34
10.	Nick Collison (2000)	32

STEALS

1.	Mario Chalmers (2006)	89
2.	Darnell Valentine (1978)	80
3.	Aaron Miles (2002)	60
4.	Josh Jackson (2017)	59
5.	Danny Manning (1985)	58
6.	Xavier Henry (2010)	54
7.	Paul Pierce (1996)	44
8.	Kelly Oubre Jr. (2015)	41
	Andrew Wiggins (2014)	41
10.	Jeff Boschee (1999)	40
--	Devon Dotson (2019)	39

FIELD GOALS MADE

1.	Josh Jackson (2017)	220
2.	Danny Manning (1985)	209
3.	Ben McLemore (2013)	198
4.	Andrew Wiggins (2014)	189
5.	Kerry Boagni (1983)	171
6.	Brandon Rush (2006)	170
7.	Xavier Henry (2010)	162
8.	Darrell Arthur (2007)	149
9.	Nick Collison (2000)	145
10.	Norm Cook (1974)	144

FIELD GOALS ATTEMPTED

1.	Josh Jackson (2017)	429
2.	Andrew Wiggins (2014)	422
3.	Ben McLemore (2013)	400
4.	Danny Manning (1985)	369
5.	Brandon Rush (2006)	359
6.	Xavier Henry (2010)	354
	Kerry Boagni (1983)	354
8.	Paul Pierce (1996)	341
	Jeff Boschee (1999)	322
10.	Ricky Ross (1980)	320

FIELD GOAL PCT.

1.	Joel Embiid (2014)	62.6
2.	Jeff Guedner (1987)	59.5
3.	Cheick Diallo (2016)	56.9
	Travis Releford (2009)	56.9
4.	Cliff Alexander (2015)	56.6
	Danny Manning (1985)	56.6
6.	Julian Wright (2006)	56.4
7.	Richard Scott (1991)	56.3
8.	Carlton Bragg Jr. (2016)	56.1
9.	Lagerald Vick (2016)	56.0

FREE THROWS MADE

1.	Andrew Wiggins (2014)	176
2.	Ben McLemore (2013)	120
3.	Josh Jackson (2017)	98
4.	Joel Embiid (2014)	98
5.	Xavier Henry (2010)	90
6.	Mario Chalmers (2006)	89
7.	Devon Dotson (2019)	85
8.	Paul Pierce (1996)	83
9.	Kelly Oubre Jr. (2015)	79
	Keith Langford (2002)	79

FREE THROWS ATTEMPTED

1.	Andrew Wiggins (2014)	227
2.	Josh Jackson (2017)	173
3.	Joel Embiid (2014)	143
	Darnell Valentine (1978)	143
5.	Ben McLemore (2013)	138
6.	Paul Pierce (1996)	137
7.	Xavier Henry (2010)	115
8.	Mario Chalmers (2006)	113
	Keith Langford (2002)	113
10.	Kelly Oubre Jr. (2015)	110
--	Devon Dotson (2019)	107

FREE THROW PCT. (MIN. 75 ATT.)

1.	Ben McLemore (2013)	87.0
2.	Greg Gurely (1992)	80.0
3.	Devon Dotson (2019)	79.4
4.	Aaron Miles (2002)	79.3
5.	Calvin Thompson (1983)	78.9
6.	Mario Chalmers (2006)	78.8
7.	Steve Woodberry (1991)	78.4
8.	Xavier Henry (2010)	78.3
9.	Andrew Wiggins (2014)	77.5
10.	Ryan Robertson (1996)	77.0
11.	Sherron Collins (2007)	76.6

3-POINT FIELD GOALS MADE

1.	Jeff Boschee (1999)	79
2.	J.R. Giddens (2004)	74
3.	Ben McLemore (2013)	73
4.	Xavier Henry (2010)	69
5.	Brandon Rush (2006)	50
6.	Billy Thomas (1995)	49
7.	Mario Chalmers (2006)	48
8.	Sherron Collins (2007)	47
9.	Andrew Wiggins (2014)	43
10.	Wayne Selden Jr. (2014)	42
--	Quentin Grimes (2019)	33

3-POINT FIELD GOALS ATTEMPTED

1.	Jeff Boschee (1999)	222
2.	J.R. Giddens (2004)	182
3.	Ben McLemore (2013)	174
4.	Xavier Henry (2010)	165
5.	Wayne Selden Jr. (2014)	128
	Mario Chalmers (2006)	128
7.	Andrew Wiggins (2014)	126
	Billy Thomas (1995)	126
9.	Sherron Collins (2007)	116
10.	Paul Pierce (1996)	115
--	Quentin Grimes (2019)	104

3-PT FIELD GOAL PCT. (MIN. 80 ATT)

1.	Jeff Guedner (1987)	57.1
2.	Brandon Rush (2006)	47.2
3.	Steve Woodberry (1991)	45.5
4.	Ryan Robertson (1996)	45.2
5.	Ben McLemore (2013)	42.0
6.	Xavier Henry (2010)	41.8
7.	Patrick Richey (1991)	41.5
8.	Kevin Pritchard (1987)	40.9
9.	J.R. Giddens (2004)	40.7
10.	Sherron Collins (2007)	40.5

MINUTES PLAYED

1.	Ben McLemore (2013)	1,191
2.	Andrew Wiggins (2014)	1,148
3.	Danny Manning (1985)	1,120
4.	Josh Jackson (2017)	1,077
5.	Brandon Rush (2006)	1,047
6.	Wayne Selden Jr. (2014)	1,022
7.	Aaron Miles (2002)	1,017
8.	Xavier Henry (2010)	990
9.	Jeff Boschee (1999)	969
10.	Kevin Pritchard (1987)	962

GAMES PLAYED

1.	Marcus Garrett (2018)	39
	Eric Chenowith (1998)	39
	Kenny Gregory (1998)	39
4.	Sherron Collins (2007)	38
5.	Ben McLemore (2013)	37
	Perry Ellis (2013)	37
	Keith Langford (2002)	37
	Aaron Miles (2002)	37

GAMES STARTED

1.	Ben McLemore (2013)	37
2.	Wayne Selden Jr. (2014)	35
	Andrew Wiggins (2014)	35
4.	Xavier Henry (2010)	36
	Aaron Miles (2002)	36
6.	Josh Jackson (2017)	35
	Jacque Vaughn (1994)	35

SINGLE GAME FRESHMEN RECORDS SINCE 1988-89

POINTS SCORED

Pts	Player	Opponent	Date
41	Andrew Wiggins	at West Virginia	3-8-14
36	Ben McLemore	vs. West Virginia	3-2-13
33	Ben McLemore	vs. Iowa State	1-9-13
31	Josh Jackson	at Texas Tech	2-11-17
30	Andrew Wiggins	vs. Oklahoma St.	3-13-14

REBOUNDS

Rbs	Player	Opponent	Date
20	Eric Chenowith	at Texas A&M	1-14-98
19	Andrew Wiggins	at Iowa State	1-13-14
16	Raef LaFrentz	at Missouri	1-9-95
15	Markieff Morris	vs. UMKC	11-16-08
14	Nick Collison	vs. Colorado	1-24-00

ASSISTS

Ass	Player	Opponent	Date
15	Aaron Miles	vs. Texas Tech	3-9-02
13	Aaron Miles	at Texas	2-11-02
12	Aaron Miles	vs. Nebraska	1-9-02
11	Five Times		(last by Tyshawn Taylor vs. Jackson St, 12-6-08)

STEALS

Stl	Player	Opponent	Date
7	Xavier Henry	vs. Baylor	1-25-10
6	Mario Chalmers	at Iowa State	1-28-06
5	Josh Jackson	vs. West Virginia	2-13-17
4	Marcus Garrett	South Dakota State	11-17-17

BLOCKS

Blk	Player	Opponent	Date
8	Joel Embiid	vs. Oklahoma State	1-18-14
7	Joel Embiid	vs. UTEP	11-30-13
6	Joel Embiid	vs. Texas	2-22-14
5	Josh Jackson	vs. Nebraska	12-10-16
4	Cliff Alexander	at Texas Tech	2-10-15

THE LAST TIME...

A TEAM SCORED 100+ POINTS IN A GAME

KU	104 (W, 104-74)	vs. Oklahoma, 2-19-18
Opp.	103 (L, 99-103)	by Indiana, 11-11-16

A TEAM SCORED 50 OR FEWER POINTS IN A GAME

KU	40 (L, 40-72)	vs. Kentucky, 11-18-14
Opp.	47 (W, 72-47)	by Wofford, 12-4-18

A TEAM SCORED 90+ POINTS IN ALLEN FIELDHOUSE

KU	90 (W, 90-84 [ot])	vs. Stanford, 12-1-18
Opp.	95 (L, 85-95)	by Arizona State, 12-10-17

A TEAM SCORED 60 OR FEWER POINTS IN ALLEN FIELDHOUSE

KU	57 (L, 57-61)	vs. San Diego State, 1-5-14
Opp.	53 (W, 78-53)	by West Virginia, 2-16-19

A TEAM SCORED 90 POINTS IN A LOSS

KU	99 (99-103 OT)	vs. Indiana, 11-11-16
Opp.	106 (L, 106-109 3OT)	by Oklahoma, 1-4-16

A TEAM SCORED 60 OR FEWER POINTS IN A VICTORY

KU	56 (W, 56-55)	at Baylor, 1-7-15
Opp.	60 (L, 57-60)	by Stanford, 3-23-14

A TEAM HAD 5+ PLAYERS SCORE IN DOUBLE FIGURES

KU	K.J. Lawson (15), Dotson (15), D. Lawson (14), Agbaji (10), McCormack (10)	vs. West Virginia, 2-16-19
Opp.	Coleman (16), Roach (13), Febres (12), Osetkowski (11), Ramey (10)	by Texas, 1-14-19

A TEAM WON A GAME BY 25+ POINTS

KU	+25 (78-53)	vs. West Virginia, 2-16-19
Opp.	+25 (77-52)	by Temple, 12-22-14

A TEAM WON A GAME BY 50+ POINTS

KU	+51 (123-72)	vs. Chaminade, 11-23-15
Opp.		Never

A TEAM WON AN OVERTIME GAME (SINGLE-OVERTIME)

KU	82-77	at TCU, 2-11-19
Opp.	92-89	by Iowa State, 2-4-17

A TEAM WON A DOUBLE-OVERTIME GAME

KU	68-68	at Oklahoma State, 2-20-13
Opp.	80-79	by Texas Tech, 2-14-05

A TEAM WON A TRIPLE-OVERTIME GAME

KU	109-106	vs. Oklahoma, 1-4-16
Opp.	76-73	by Oklahoma State, 2-4-81

A TEAM SHOT 60% FG IN A GAME

KU	60.3% (35-58)	vs. Texas, 2-26-18
Opp.	60.4%	by Oklahoma State, 2-27-10

A TEAM SHOT 30% OR WORSE FG IN A GAME

KU	19.6%	vs. Kentucky, 11-18-14
Opp.	30.0%	by Eastern Michigan, 12-29-18

A TEAM MADE 12+ 3-POINT FG IN A GAME

KU	13	vs. Texas Tech, 2-2-19
Opp.	12	by Iowa State, 1-21-19

A TEAM DID NOT MAKE A 3-POINT FG IN A GAME

KU	0-8	vs. TCU, 3-12-15
Opp.	0-9	by Stanford, 3-23-14

A TEAM SHOT 60% 3-POINT FG IN A GAME (min. 10)

KU	63.2 (12-19)	vs. Vermont, 11-12-18
Opp.	69.2% (9-13)	by Colorado, 1-25-11

A TEAM MADE 30+ FREE THROWS IN A GAME

KU	33	vs. West Virginia, 2-13-17
Opp.	30	by Stanford, 12-3-16

A TEAM MADE 5 OR FEWER FREE THROWS IN A GAME

KU	4	vs. West Virginia, 3-10-18
Opp.	3	by New Mexico State, 12-8-18

A TEAM ATTEMPTED 40+ FREE THROWS IN A GAME

KU	44	vs. West Virginia, 2-13-17
Opp.	47	by West Virginia, 1-12-16

A TEAM SHOT 90% OR BETTER FREE THROWS IN A GAME

KU	93.8 (15-16)	at Arizona State, 12-22-18
Opp.	91.3 (21-23)	by Texas, 1-29-19

A TEAM SHOT 40% OR WORSE FREE THROWS IN A GAME

KU	30.0% (3-10)	vs. Texas, 2-26-18
Opp.	30.0% (3-10)	by New Mexico State, 12-8-18

A TEAM HAD 25+ OFFENSIVE REBOUNDS IN A GAME

KU	28	vs. Fort Hays State, 12-10-03
Opp.	26	by Baylor, 1-12-19

A TEAM HAD 5 OR FEWER OFFENSIVE REBOUNDS IN A GAME

KU	4	at Baylor, 1-12-19
Opp.	5	by West Virginia, 1-19-19

A TEAM HAD 30+ DEFENSIVE REBOUNDS IN A GAME

KU	37	at TCU, 2-11-19
Opp.	32	by TCU, 2-11-19

A TEAM HAD 40+ DEFENSIVE REBOUNDS IN A GAME

KU	43	vs. Oklahoma, 1-4-16
Opp.	41	by Oklahoma, 1-4-16

A TEAM HAD 50+ TOTAL REBOUNDS IN A GAME

KU	51	vs. Texas Southern, 11-21-17
Opp.	50	by Indiana, 11-11-16

A TEAM HAD 60+ TOTAL REBOUNDS IN A GAME

KU	60	vs. Oklahoma, 1-4-16
Opp.		Never

A TEAM HAD 25 OR FEWER TOTAL REBOUNDS IN A GAME

KU	25	vs. Kansas State, 1-13-18
Opp.	25	by Oklahoma, 2-19-18

A TEAM OUT-REBOUNDED ITS OPPONENT BY 15+

KU	+15 (41-26)	at Iowa State, 1-5-19
Opp.	+19 (49-30)	by Baylor, 1-12-19

A TEAM OUT-REBOUNDED ITS OPPONENT BY 20+

KU	+23 (49-26)	vs. Omaha, 12-18-17
Opp.		Never

A TEAM OUT-REBOUNDED ITS OPPONENT BY 30+

KU	+30 (61-31)	vs. Alcorn State, 12-2-09
Opp.		Never

3+ PLAYERS WITH 10+ REBOUNDS IN A GAME

KU	Ochai Agbaji (11), Devon Dotson (10), Detric Lawson (10)	at TCU, 2-11-19
Opp.	P.J. Washington (13), Reid Travis (12), Keldon Johnson (10)	of Kentucky, 1-26-19

2 PLAYERS WITH A DOUBLE-DOUBLE IN SAME GAME

KU	O. Agbaji (20p, 11r), D. Dotson (25p, 10r), D. Lawson (14p, 10r)	at TCU, 2-11-19
Opp.	P. Washington (20p, 13r), R. Travis (18p, 12r) & K. Johnson (15p, 10r)	of Kentucky, 1-26-19

3 PLAYERS WITH A DOUBLE-DOUBLE IN SAME GAME

KU	O. Agbaji (20p, 11r), D. Dotson (25p, 10r), D. Lawson (14p, 10r)	at TCU, 2-11-19
Opp.	P. Washington (20p, 13r), R. Travis (18p, 12r) & K. Johnson (15p, 10r)	of Kentucky, 1-26-19

A PLAYER WITH A TRIPLE-DOUBLE IN A GAME

KU	Jeff Withey (16 pts, 12 reb, 12 blk)	vs. San Jose State, 11-26-12
Opp.	Denzel Valentine (29 pts, 12 reb, 12 ast)	of Michigan State, 11-17-15

A TEAM HAD 25+ ASSISTS IN A GAME

KU	25	vs. Eastern Michigan, 12-29-18
Opp.	26	by Oklahoma, 1-10-94

A TEAM HAD 7 OR FEWER ASSISTS IN A GAME

KU	6	at West Virginia, 1-19-19
Opp.	7	by Eastern Michigan, 12-29-18

THE LAST TIME...

A TEAM HAD 15+ STEALS IN A GAME		
KU	15	vs. Towson, 11-11-11
Opp.	22	by West Virginia, 1-16-16
A TEAM DID NOT HAVE A STEAL IN A GAME		
KU		vs. Syracuse, 3-18-01
Opp.		Oakland, 11-25-09
A TEAM HAD 10+ BLOCKED SHOTS IN A GAME		
KU	11	at Baylor, 1-12-19
Opp.	10	by Kentucky, 11-14-17
A TEAM DID NOT BLOCK A SHOT IN A GAME		
KU		vs. Stanford, 12-1-18
Opp.		by Louisiana, 11-16-18
A TEAM COMMITTED 30+ FOULS IN A GAME		
KU	32	vs. Indiana, 11-11-16
Opp.	31	by West Virginia, 2-13-17
A TEAM COMMITTED 10 OR FEWER FOULS IN A GAME		
KU	10	at Iowa State, 1-5-19
Opp.	10	by Omaha, 12-18-17
A TEAM HAD TWO PLAYERS DISQUALIFIED (FOUL OUT)		
KU	Quentin Grimes / Dedric Lawson / Mitch Lightfoot	at TCU, 2-11-19
Opp.	Talen Horton-Tucker / Tyrese Haliburton	of Iowa State, 1-21-19
A TEAM HAD THREE PLAYERS DISQUALIFIED (FOUL OUT)		
KU	Quentin Grimes / Dedric Lawson / Mitch Lightfoot	at TCU, 2-11-19
Opp.	Poythress / Willis / Lee / Labissiere	of Kentucky, 1-30-16
A TEAM HAD FOUR PLAYERS DISQUALIFIED (FOUL OUT)		
KU	Frank Mason III / Devonte' Graham / Carlton Bragg Jr. / Landen Lucas	vs. Indiana, 11-11-16
Opp.		Never
A TEAM SCORED 50+ POINTS IN A HALF		
KU	52, 2nd half	vs. South Dakota, 12-18-18
Opp.	51, 2nd half	by Michigan State, 11-6-18
A TEAM SCORED 60+ POINTS IN A HALF		
KU	66, 1st half	vs. Texas Southern, 11-21-17
Opp.	60, 2nd half	by Texas Tech, 2-13-99
A TEAM HAD 20 OR FEWER POINTS IN A HALF		
KU	20, 1st half	at Baylor, 2-10-18
Opp.	16, 1st half	by West Virginia, 2-16-19
A TEAM SHOT 70% OR BETTER FG IN A HALF		
KU	72.0 (18-25), 2nd half	vs. West Virginia, 3-10-18
Opp.	75.0, 1st half	by Baylor, 1-25-93
A TEAM SHOT 20% OR WORSE FG IN A HALF		
KU	13.6%, 1st half	at TCU, 2-6-13
Opp.	19.4%, 2nd half	by Wofford, 12-4-18
A TEAM MADE 7+ 3-POINTERS IN A HALF		
KU	9, 1st half	vs. Texas Tech, 2-2-19
Opp.	8, 1st half	by Texas, 1-14-19
A TEAM MADE DID NOT MAKE A 3-POINTER IN A HALF		
KU	0-6, 1st half	at West Virginia, 1-19-19
Opp.	0-8, 1st half	by Kentucky, 1-26-19
A TEAM DID NOT MAKE A FREE THROW IN A HALF		
KU	1st half (0-1)	vs. New Mexico State, 12-8-18
Opp.	1st half (0-0)	by Texas, 1-14-19
A TEAM DID NOT ATTEMPT A FREE THROW IN A HALF		
KU	1st half	vs. Kansas State, 3-9-18
Opp.	1st half	by Texas, 1-14-19
A TEAM HAD 30+ REBOUNDS IN A HALF		
KU	32, 2nd half	vs. UMKC, 12-6-16
Opp.	31, 2nd half	by Baylor, 1-12-19

A TEAM HAD 15+ ASSISTS IN A HALF		
KU	16, 2nd half	vs. South Dakota, 12-18-18
Opp.	15, 1st half	by North Carolina, 3-25-12
A TEAM DID NOT HAVE A TURNOVER IN A HALF		
KU	1st half	vs. Texas, 1-14-19
Opp.	2nd half	vs. Kansas State, 1-13-18
A TEAM HAD 10+ STEALS IN A HALF		
KU	10, 1st half	vs. Texas, 1-21-17
Opp.	11, 2nd half	by Long Beach State, 12-6-11
A TEAM HAD 7+ BLOCKED SHOTS IN A HALF		
KU	7, 1st half	at Baylor, 1-12-19
Opp.	7, 1st half and 2nd half	by Texas, 2-28-15
A PLAYER SCORED 30+ POINTS IN A GAME		
KU	31 by Dedric Lawson	vs. TCU, 1-9-19
Opp.	31 by Gabe Devoe	of Clemson, 3-23-18
A PLAYER SCORED 40+ POINTS IN A GAME		
KU	41 by Andrew Wiggins	at West Virginia, 3-8-14
Opp.	46 by Buddy Hield	of Oklahoma, 1-4-16
A PLAYER SHOT 80% OR BETTER FG IN A GAME (MIN. 10 ATT.)		
KU	80.0 (8-10) by Ochai Agbaji	at Texas, 1-29-19
Opp.	90.9 (10-11) by Eric Paschall	of Villanova, 3-31-18
A PLAYER MADE 7+ 3-POINTERS IN A GAME		
KU	7 by Lagerald Vick	vs. Louisiana, 11-16-18
Opp.	7 by Deonte Burton	of Iowa State, 2-4-17
A PLAYER SHOT 100% 3-POINT FG (MIN. 5 ATT.)		
KU	8-8 by Lagerald Vick	vs. Vermont, 11-12-18
Opp.	5-5 by Marial Shayok	of Iowa State, 1-5-19
A PLAYER MADE 12+ FREE THROWS IN A GAME		
KU	13 (13-13) by Devonte' Graham	vs. Texas Tech, 1-2-18
Opp.	19 (19-22) by Reid Travis	of Stanford, 12-3-16
A PLAYER SHOT 100% FREE THROWS IN A GAME (MIN. 10 ATT.)		
KU	13-13 by Devonte' Graham	vs. Texas Tech, 1-2-18
Opp.	12-12 by Taurean Prince	of Baylor, 1-2-16
A PLAYER HAD 8+ OFFENSIVE REBOUNDS IN A GAME		
KU	9 by Jeff Withey	vs. Baylor, 1-16-12
Opp.	8 by Mark Vital	of Baylor, 1-12-19
A PLAYER HAD 12+ DEFENSIVE REBOUNDS IN A GAME		
KU	12 by Dedric Lawson	at Arizona State, 12-22-18
Opp.	12 by Christian James	of Oklahoma, 1-2-19
A PLAYER HAD 15+ TOTAL REBOUNDS IN A GAME		
KU	15 by Dedric Lawson	at Kentucky, 1-26-19
Opp.	23 by Angel Delgado	of Seton Hall, 3-17-18
A PLAYER HAD 10+ ASSISTS IN A GAME		
KU	10 by Quentin Grimes	vs. Vermont, 11-12-18
Opp.	11 by Cassius Winston	of Michigan State, 11-6-18
A PLAYER HAD 7+ TURNOVERS IN A GAME		
KU	7 by Devon Dotson	at West Virginia, 1-19-19
Opp.	7 by Mark Vital	of Baylor, 2-10-18
A PLAYER HAD 7+ BLOCKED SHOTS IN A GAME		
KU	8 by Joel Embiid	vs. Oklahoma State, 1-18-14
Opp.	8 by Mohamed Bamba	of Texas, 12-29-17
A PLAYER HAD 7+ STEALS IN A GAME		
KU	7 by Xavier Henry	vs. Baylor, 1-20-10
Opp.	7 by Terry Black	of Baylor, 2-26-00
A PLAYER PLAYED ALL 40 MINUTES IN REGULATION		
KU	Devon Dotson	at TCU, 2-11-19
Opp.	Grayson Allen	of Duke, 3-25-18

2018-19 OVERALL STATS

RECORD:	OVERALL	HOME	AWAY	NEUTRAL
ALL GAMES	20-6	15-0	2-6	3-0
CONFERENCE	9-4	7-0	2-4	0-0
NON-CONFERENCE	11-2	8-0	0-2	3-0

#	Player	gp-gs	min	avg	Total		3-Point		F-Throw		Rebounds				pf	dq	a	to	blk	stl	pts	avg
					fg-fga	fg%	3fg-fga	3fg%	ft-fga	ft%	off	def	tot	avg								
01	Lawson, Dedric	26-26	858	33.0	183-362	.506	22-61	.361	111-144	.771	78	191	269	10.3	74	3	49	60	28	30	499	19.2
24	Vick, Lagerald	23-20	759	33.0	118-248	.476	66-145	.455	23-30	.767	11	80	91	4.0	30	0	43	58	5	27	325	14.1
35	Azubuike, Udoka	9-9	184	20.4	55-78	.705	0-0	.000	11-32	.344	20	41	61	6.8	26	1	5	18	14	4	121	13.4
11	Dotson, Devon	26-26	853	32.8	103-206	.500	25-58	.431	85-107	.794	14	85	99	3.8	68	3	97	62	5	39	316	12.2
30	Agbaji, Ochai	12-6	319	26.6	46-86	.535	16-41	.390	21-30	.700	14	48	62	5.2	25	1	10	18	5	10	129	10.8
05	Grimes, Quentin	26-26	675	26.0	72-190	.379	33-104	.317	22-38	.579	11	49	60	2.3	61	1	47	52	3	11	199	7.7
00	Garrett, Marcus	20-13	576	28.8	51-127	.402	7-31	.226	35-58	.603	18	54	72	3.6	36	0	47	23	8	35	144	7.2
13	Lawson, K.J.	25-0	240	9.6	28-58	.483	10-28	.357	16-21	.762	15	31	46	1.8	36	0	13	13	1	5	82	3.3
02	Moore, Charlie	25-1	352	14.1	27-97	.278	14-59	.237	10-14	.714	6	19	25	1.0	27	0	32	21	1	17	78	3.1
33	McCormack, David	24-3	196	8.2	22-43	.512	0-0	.000	9-19	.474	22	34	56	2.3	25	0	5	11	10	4	53	2.2
44	Lightfoot, Mitch	24-0	245	10.2	20-35	.571	0-6	.000	11-22	.500	24	42	66	2.8	41	2	8	8	18	3	51	2.1
12	Teahan, Chris	6-0	12	2.0	1-4	.250	1-4	.250	0-0	.000	0	1	1	0.2	2	0	1	1	0	0	3	0.5
20	Luinstra, Garrett	5-0	6	1.2	0-3	.000	0-1	.000	0-0	.000	1	0	1	0.2	2	0	1	1	0	0	0	0.0
Team											27	44	71		1		4					
Total.....		26	5275		726-1537	.472	194-538	.361	354-515	.687	261	719	980	37.7	454	11	358	350	98	185	2000	76.9
Opponents.....		26	5275		643-1604	.401	219-667	.328	311-450	.691	297	641	938	36.1	454	-	347	364	89	169	1816	69.8

TEAM STATISTICS

	KU	OPP	Date	Opponent	Score	Att.	
SCORING	2000	1816	! 11/06/18	vs Michigan St.	W 92-87	18907	
Points per game	76.9	69.8	~ 11/12/18	VERMONT	W 84-68	16300	
Scoring margin	+7.1	-		11/16/18	LOUISIANA	W 89-76	16300
FIELD GOALS-ATT	726-1537	643-1604	# 11/21/18	vs Marquette	W 77-68	4981	
Field goal pct	.472	.401	# 11/23/18	vs Tennessee	Wot 87-81	5491	
3 POINT FG-ATT	194-538	219-667		12/01/18	STANFORD	Wot 90-84	16300
3-point FG pct	.361	.328		12/04/18	WOFFORD	W 72-47	16300
3-pt FG made per game	7.5	8.4	% 12/08/18	NEW MEXICO STATE	W 63-60	15210	
FREE THROWS-ATT	354-515	311-450		12/15/18	VILLANOVA	W 74-71	16300
Free throw pct	.687	.691		12/18/18	SOUTH DAKOTA	W 89-53	16300
F-Throws made per game	13.6	12.0		12/22/18	at Arizona State	L 76-80	14592
REBOUNDS	980	938		12/29/18	EASTERN MICHIGAN	W 87-63	16300
Rebounds per game	37.7	36.1	*	01/02/19	OKLAHOMA	W 70-63	16300
Rebounding margin	+1.6	-	*	01/05/19	at Iowa State	L 60-77	14384
ASSISTS	358	347	*	01/09/19	TCU	W 77-68	16300
Assists per game	13.8	13.3	*	01/12/19	at Baylor	W 73-68	9091
TURNOVERS	350	364	*	01/14/19	TEXAS	W 80-78	16300
Turnovers per game	13.5	14.0	*	01/19/19	at West Virginia	L 64-65	12657
Turnover margin	+0.5	-	*	01/21/19	IOWA STATE	W 80-76	16300
Assist/turnover ratio	1.0	1.0		01/26/19	at Kentucky	L 63-71	24387
STEALS	185	169	*	01/29/19	at Texas	L 63-73	11934
Steals per game	7.1	6.5	*	02/02/19	TEXAS TECH	W 79-63	16300
BLOCKS	98	89	*	02/05/19	at Kansas State	L 67-74	12528
Blocks per game	3.8	3.4	*	02/09/19	OKLAHOMA STATE	W 84-72	16300
ATTENDANCE	243410	136308	*	02/11/19	at TCU	Wot 82-77	7356
Home games-Avg/Game	15-16227	8-13366	*	02/16/19	WEST VIRGINIA	W 78-53	16300
Neutral site-Avg/Game	-	3-9793					

Score by Periods	1st	2nd	OT	Totals
Kansas	938	1016	46	2000
Opponents	819	968	29	1816

* Conference game

! Champions Classic (Indianapolis)

~ NIT Season Tip-Off (Lawrence)

NIT Season Tip-Off (Brooklyn)

% Jayhawk Shootout (Kansas City)

2018-19 CONFERENCE-ONLY STATS

RECORD:	OVERALL	HOME	AWAY	NEUTRAL
ALL GAMES	9-4	7-0	2-4	0-0
CONFERENCE	9-4	7-0	2-4	0-0
NON-CONFERENCE	0-0	0-0	0-0	0-0

#	Player	gp-gs	min	avg	Total		3-Point		F-Throw		Rebounds				pf	dq	a	to	blk	stl	pts	avg		
					fg-fga	fg%	3fg-fga	3fg%	ft-fa	ft%	off	def	tot	avg										
01	Lawson, Dedric	13-13	442	34.0	91-180	.506	16-38	.421	46-64	.719	37	88	125	9.6	33	2	17	35	17	16	244	18.8		
11	Dotson, Devon	13-13	442	34.0	52-108	.481	14-31	.452	55-69	.797	7	51	58	4.5	36	2	56	36	3	21	173	13.3		
24	Vick, Lagerald	10-9	306	30.6	45-98	.459	27-61	.443	9-11	.818	3	33	36	3.6	6	0	18	29	3	8	126	12.6		
30	Agbaji, Ochai	11-6	298	27.1	44-80	.550	15-37	.405	19-28	.679	12	48	60	5.5	25	1	10	17	5	10	122	11.1		
00	Garrett, Marcus	8-7	252	31.5	32-60	.533	3-9	.333	11-22	.500	7	19	26	3.3	18	0	19	10	3	15	78	9.8		
35	Azubuike, Udoka	1-1	23	23.0	4-5	.800	0-0	.000	0-1	.000	3	6	9	9.0	2	0	0	1	2	0	8	8.0		
05	Grimes, Quentin	13-13	346	26.6	33-95	.347	17-57	.298	6-12	.500	6	27	33	2.5	31	1	19	26	2	8	89	6.8		
13	Lawson, K.J.	12-0	130	10.8	18-35	.514	5-15	.333	8-9	.889	7	11	18	1.5	16	0	1	7	1	1	49	4.1		
44	Lightfoot, Mitch	12-0	134	11.2	9-16	.563	0-3	.000	5-12	.417	13	21	34	2.8	25	2	2	3	10	3	23	1.9		
33	McCormack, David	12-3	111	9.3	9-18	.500	0-0	.000	4-9	.444	13	11	24	2.0	16	0	3	9	4	3	22	1.8		
02	Moore, Charlie	13-0	130	10.0	8-40	.200	2-21	.095	2-4	.500	3	9	12	0.9	7	0	16	9	0	7	20	1.5		
12	Chris Teahan	4-0	8	2.0	1-4	.250	1-4	.250	0-0	.000	0	1	1	0.3	1	0	0	1	0	0	3	0.8		
20	Luinstra, Garrett	3-0	3	1.0	0-2	.000	0-1	.000	0-0	.000	0	0	0	0.0	1	0	1	1	0	0	0	0.0		
Team											14	20	34											
Total.....		13	2625		346-741	.467	100-277	.361	165-241	.685	125	345	470	36.2	217	8	162	188	50	92	957	73.6		
Opponents.....		13	2625		323-794	.407	112-326	.344	149-215	.693	149	311	460	35.4	214	-	171	176	38	99	907	69.8		

TEAM STATISTICS	KU	OPP	Date	Opponent	Score	Att.
SCORING	957	907	* 01/02/19	OKLAHOMA	w 70-63	16300
Points per game	73.6	69.8	* 01/05/19	at Iowa State	L 60-77	14384
Scoring margin	+3.8	-	* 01/09/19	TCU	w 77-68	16300
FIELD GOALS-ATT	346-741	323-794	* 01/12/19	at Baylor	w 73-68	9091
Field goal pct	.467	.407	* 01/14/19	TEXAS	w 80-78	16300
3 POINT FG-ATT	100-277	112-326	* 01/19/19	at West Virginia	L 64-65	12657
3-point FG pct	.361	.344	* 01/21/19	IOWA STATE	w 80-76	16300
3-pt FG made per game	7.7	8.6	* 01/29/19	at Texas	L 63-73	11934
FREE THROWS-ATT	165-241	149-215	* 02/02/19	TEXAS TECH	w 79-63	16300
Free throw pct	.685	.693	* 02/05/19	at Kansas State	L 67-74	12528
F-Throws made per game	12.7	11.5	* 02/09/19	OKLAHOMA STATE	w 84-72	16300
REBOUNDS	470	460	* 02/11/19	at TCU	Wot 82-77	7356
Rebounds per game	36.2	35.4	* 02/16/19	WEST VIRGINIA	w 78-53	16300
Rebounding margin	+0.8	-				
ASSISTS	162	171	* Conference game			
Assists per game	12.5	13.2	! Champions Classic (Indianapolis)			
TURNOVERS	188	176	~ NIT Season Tip-Off (Lawrence)			
Turnovers per game	14.5	13.5	# NIT Season Tip-Off (Brooklyn)			
Turnover margin	-0.9	-	% Jayhawk Shootout (Kansas City)			
Assist/turnover ratio	0.9	1.0				
STEALS	92	99				
Steals per game	7.1	7.6				
BLOCKS	50	38				
Blocks per game	3.8	2.9				
ATTENDANCE	114100	67950				
Home games-Avg/Game	7-16300	6-11325				
Neutral site-Avg/Game	-	0-0				

Score by Periods	1st	2nd	OT	Totals
Kansas	463	481	13	957
Opponents	393	506	8	907



-VS-



ALL-TIME SERIES

KANSAS LEADS, 35-5

Lawrence, Kan. (Allen Fieldhouse)	18-1 (18-1)
Lubbock, Texas (United Spirit Arena)	14-4 (10-3)
Neutral Sites	3-0
Big 12 Play	26-5
Big 12 Championship (Sprint Center)	3-0 (2-0)

HIGHEST SCORES - KU

Lawrence	109
. KU 109-51, in 2007-08	
Lubbock	97
. KU 97-75, in 1960-61	

COACHING RECORDS

Bill Self vs. Texas Tech	
Total	22-7
At Kansas	21-4
Chris Beard vs. Kansas	
Total	1-4

HIGHEST SCORES - TTU

Lawrence	85
. TTU 85-73, in 2017-18	
Lubbock	90
. TTU 90-84, in 1998-99	

LARGEST MARGINS

Kansas	
Lawrence	58
Lubbock	35
Texas Tech	
Lawrence	12
Lubbock	19

GAME-BY-GAME

12/07/1959 Lawrence	W	85-71
12/05/1960 Lubbock	W	97-75
12/10/1963 Lawrence	W	73-67
12/04/1965 Lubbock	W	74-70
12/15/1972 Lawrence	W	67-51
12/20/1986 Lawrence	W	82-52
12/21/1988 Lubbock	W	81-80
01/29/1997 Lubbock	W	86-77
01/24/1998 Lawrence	W	88-49
02/13/1999 Lubbock	L	84-90
02/05/2000 Lawrence	W	87-62
01/06/2001 Lubbock	W	94-82
02/09/2002 Lawrence	W	108-81
03/09/2002 Kansas City, Mo.*	W	90-50
03/03/2003 Lubbock	W	65-56
02/07/2004 Lawrence	W	96-77
02/14/2005 Lubbock (2ot)	L	79-80
01/30/2006 Lawrence	W	86-52
01/20/2007 Lubbock	L	64-69
03/03/2008 Lawrence	W	109-51
03/04/2009 Lubbock	L	65-84
01/16/2010 Lawrence	W	89-63
03/11/2010 Kansas City, Mo.*	W	80-68
02/01/2011 Lubbock	W	88-66
01/11/2012 Lubbock	W	81-46
02/18/2012 Lawrence	W	83-50
01/12/2013 Lubbock	W	60-46
03/04/2013 Lawrence	W	79-42
03/14/2013 Kansas City, Mo.*	W	91-63
02/18/2014 Lubbock	W	64-63
03/05/2014 Lawrence	W	82-57
01/10/2015 Lawrence	W	86-54
02/10/2015 Lubbock	W	83-50
01/09/2016 Lubbock	W	69-59
02/27/2016 Lawrence	W	67-58
01/07/2017 Lawrence	W	85-68
02/11/2017 Lubbock	W	80-79
01/02/2018 Lawrence	L	73-85
02/24/2018 Lubbock	W	74-72
02/02/2019 Lawrence	W	79-63

*Big 12 Championship

THE JAYHAWKS VS. TEXAS TECH (*STARTER)

#0 MARCUS GARRETT

OPPONENT (Date)	MP	FG-A	PCT	3PT-A	PCT	FT-A	PCT	O-D-T	PF	A	TO	BLK	ST	TP
*TEXAS TECH (1.2.18) - L	25	3-3	1.000	0-0	---	0-2	.000	1-5-6	2	0	1	0	2	6
at Texas Tech (2.24.18) - W	15	1-2	.500	0-1	.000	1-2	.500	0-1-1	4	2	1	0	0	3
TOTAL (2 games, 1 start)	40	4-5	.800	0-1	.000	1-4	.250	1-6-7	6	2	2	0	2	9
Averages	20.0							3.5	3.0	1.0			1.0	4.5

#1 DEDRIC LAWSON

OPPONENT (Date)	MP	FG-A	PCT	3PT-A	PCT	FT-A	PCT	O-D-T	PF	A	TO	BLK	ST	TP
*TEXAS TECH (2.2.19) - W	28	9-14	.643	3-3	1.000	4-5	.800	2-8-10	5	0	0	2	0	25

#2 CHARLIE MOORE

OPPONENT (Date)	MP	FG-A	PCT	3PT-A	PCT	FT-A	PCT	O-D-T	PF	A	TO	BLK	ST	TP
TEXAS TECH (2.2.19) - W	15	1-5	.200	0-3	.000	0-0	---	0-1-1	1	6	2	0	0	2

#5 QUENTIN GRIMES

OPPONENT (Date)	MP	FG-A	PCT	3PT-A	PCT	FT-A	PCT	O-D-T	PF	A	TO	BLK	ST	TP
*TEXAS TECH (2.2.19) - W	31	2-7	.286	2-5	.400	0-1	.000	1-2-3	2	4	0	0	2	6

#11 DEVON DOTSON

OPPONENT (Date)	MP	FG-A	PCT	3PT-A	PCT	FT-A	PCT	O-D-T	PF	A	TO	BLK	ST	TP
*TEXAS TECH (2.2.19) - W	34	7-12	.583	3-5	.600	3-5	.600	0-3-3	2	4	4	0	3	20

#12 CHRIS TEAHAN

OPPONENT (Date)	MP	FG-A	PCT	3PT-A	PCT	FT-A	PCT	O-D-T	PF	A	TO	BLK	ST	TP
TEXAS TECH (2.2.19) - W	2	0-2	.000	0-2	.000	0-0	---	0-1-1	0	0	1	0	0	0

#13 K.J. LAWSON

OPPONENT (Date)	MP	FG-A	PCT	3PT-A	PCT	FT-A	PCT	O-D-T	PF	A	TO	BLK	ST	TP
TEXAS TECH (2.2.19) - W	6	1-3	.333	1-3	.333	0-0	---	0-0-0	2	0	0	0	0	3

#20 LUINSTRA GARRETT

OPPONENT (Date)	MP	FG-A	PCT	3PT-A	PCT	FT-A	PCT	O-D-T	PF	A	TO	BLK	ST	TP
TEXAS TECH (2.2.19) - W	2	0-1	.000	0-1	.000	0-0	---	0-0-0	0	0	0	0	0	0

#24 LAGERALD VICK

OPPONENT (Date)	MP	FG-A	PCT	3PT-A	PCT	FT-A	PCT	O-D-T	PF	A	TO	BLK	ST	TP
TEXAS TECH (1.7.17) - W	27	2-4	.500	0-1	.000	2-2	1.000	1-1-2	1	2	0	0	2	6
at Texas Tech (2.11.17) - W	25	2-4	.500	1-3	.333	2-3	.667	0-1-1	1	0	1	0	0	7
*TEXAS TECH (1.2.18) - L	34	1-9	.111	0-6	.000	0-0	---	0-2-2	2	0	0	0	1	2
*at Texas Tech (2.24.18) - W	39	1-5	.200	0-3	.000	0-0	---	0-1-1	3	0	1	1	2	2
*TEXAS TECH (2.2.19) - W	36	4-7	.571	3-4	.750	2-2	1.000	1-5-6	1	2	1	1	0	13
TOTAL (5 games, 3 starts)	161	10-29	.345	4-17	.235	6-7	.857	2-10-12	8	4	2	2	5	30
Averages	32.2							2.4		0.8		0.4	1.0	6.0

#30 OCHAI AGBAJI

OPPONENT (Date)	MP	FG-A	PCT	3PT-A	PCT	FT-A	PCT	O-D-T	PF	A	TO	BLK	ST	TP
*TEXAS TECH (2.2.19) - W	33	3-8	.375	1-4	.250	3-6	.500	1-9-10	3	3	2	0	1	10

#33 DAVID MCCORMACK

OPPONENT (Date)	MP	FG-A	PCT	3PT-A	PCT	FT-A	PCT	O-D-T	PF	A	TO	BLK	ST	TP
TEXAS TECH (2.2.19) - W	6	0-0	---	0-0	---	0-0	---	0-1-1	0	0	2	0	0	0

#44 MITCH LIGHTFOOT

OPPONENT (Date)	MP	FG-A	PCT	3PT-A	PCT	FT-A	PCT	O-D-T	PF	A	TO	BLK	ST	TP
TEXAS TECH (1.2.18) - L	8	0-0	---	0-0	---	0-0	---	0-1-1	1	1	0	1	0	0
at Texas Tech (2.24.18) - W	10	2-3	.667	0-0	---	0-0	---	1-2-3	1	1	0	1	0	4
TEXAS TECH (2.2.19) - W	7	0-0	---	0-0	---	0-0	---	0-1-1	2	0	1	0	0	0
TOTAL (3 games)	25	2-3	.667	0-0	---	0-0	---	1-4-5	4	2	1	2	0	4
Averages	8.3							1.7		0.7		0.7	0.0	1.3



0 **MARCUS GARRETT** SO • Guard • 6-5 • 195 • Dallas, Texas • Skyline HS

SEASON STATS

PPG	RPG	APG	FG%	3FG%	FT%
7.2	3.6	2.4	40%	23%	60%
CAREER					
5.2	3.4	1.5	43%	25%	55%

CAREER HIGHS

Points	20	vs. Texas (1.14.19)
Field Goals	8	2x, last vs. Iowa State (1.21.19)
Rebounds	11	vs. Texas Southern (11.21.17)
Assists	5	3x, last vs. Oklahoma (1.2.19)
Blocks	2	2x, last vs. Marquette (11.21.18)
Steals	6	at West Virginia (1.19.19)
Minutes	39	vs. Iowa State (1.21.19)

NOTES

Has missed the last five games (vs. TTU, at KSU, vs. OSU, at TCU, vs. WVU) due to a sprained ankle ... Ranks third in the Big 12 in steals at 1.8 ... Has scored in double figures in three of the last five games played ... Had 16 points, five rebounds and three steals vs. Iowa State (1/21) ... His six steals at West Virginia (1/19) were a career high to go along with 15 points ... Posted a career-high points (20) and tied career high with three 3-pointers vs. Texas (1/14) ... Has 14 steals in his last five games played. **2017-18:** Had seven starts with six in Big 12 play ... co-Big 12 Newcomer of the Week (11/7) ... 2017 Texas HS Gatorade Player of the



1 **DEDRIC LAWSON** (DEE-drick) R-Jr • Forward • 6-9 • 235 • Memphis, Tenn. • Hamilton HS • Memphis

SEASON STATS

PPG	RPG	APG	FG%	3FG%	FT%
19.2	10.3	1.9	51%	36%	77%
CAREER (INCLUDES AT MEMPHIS IN 2015-16 AND 2016-17)					
18.0	9.8	2.6	46%	32%	74%

CAREER HIGHS (*AT MEMPHIS)

Points	*35	vs. Iowa (11.26.16)
Field Goals	*15	vs. Iowa (11.26.16)
Rebounds	*16	at Tulane (2.13.16)
Assists	*8	vs. South Carolina (12-30-16)
Blocks	*8	vs. UAB (12.10.16)
Steals	5	at Baylor (1.12.19)
Minutes	41	vs. Tennessee (11.23.18)

NOTES

NPOY and All-American candidate ... Leads the Big 12 in scoring (19.2), rebounding (10.3) and DDs (16) and is sixth in FG% (50.6) ... Only league player averaging a double-double ... Has made 16 of his 22 3-pointers in 2018-19 in the last eight games ... Has 13 games of 20-plus points, including 25 vs. Oklahoma State (2/9) with five assists ... Posted his 16th DD of the season with 14 points and 10 rebounds at TCU (2/11) ... Had 29 points and 15 rebounds vs. Iowa State (1/21) ... Had a career-high five steals and season-high five blocked shots at Baylor (1/12) ... Scored a season-high 31 points vs. TCU (1/9).



2 **CHARLIE MOORE** R-SO • Guard • 5-11 • 180 • Chicago, Ill. • Morgan Park HS • California

SEASON STATS

PPG	RPG	APG	FG%	3FG%	FT%
3.1	1.0	1.3	28%	24%	71%
CAREER (INCLUDES AT CALIFORNIA IN 2016-17)					
8.3	1.6	2.6	36%	32%	75%

CAREER HIGHS (*AT CALIFORNIA)

Points	*38	vs. UC Irvine (11.16.16)
Field Goals	*10	vs. UC Irvine (11.16.16)
Rebounds	*6	2x, last vs. Oregon St. (2.24.17)
Assists	*8	2x, last vs. Colorado (2.5.17)
Blocks	1	vs. Wofford (12.4.18)
Steals	*4	vs. UC Davis (12.10.16)
Minutes	*41	vs. Utah (2.2.17)

NOTES

Has averaged 14.8 minutes his last five games (14.1 for the season) ... Had eight points (3-of-5 FGs), 2-for-4 3FGs, at Kansas State (2/5) ... Posted a season-high six assists vs. Texas Tech (2/2) ... Has played in 25 games with one start ... Posted season highs in points (18) and 3-pointers made (6) vs. South Dakota (12/18) ... A transfer from California following the 2016-17 season ... Started all 34 games while at California during his freshman year in 2016-17 ... Averaged 28.8 minutes, 12.2 points and 3.5 assists while at California.



5 **QUENTIN GRIMES** FR • Guard • 6-5 • 210 • The Woodlands, Texas • College Park HS

SEASON STATS

PPG	RPG	APG	FG%	3FG%	FT%
7.7	2.3	1.8	38%	32%	58%
CAREER					
7.7	2.3	1.8	38%	32%	58%

CAREER HIGHS

Points	21	vs. Michigan State (11.6.18)
Field Goals	7	2x, last at Iowa State (1.5.19)
Rebounds	6	2x, last at Baylor (1.12.19)
Assists	10	vs. Vermont (11.12.18)
Blocks	2	at Baylor (1.12.19)
Steals	2	vs. Texas Tech (2.2.19)
Minutes	35	vs. Oklahoma (1.2.19)

NOTES

Has six assists in his last two games ... Posted four assists at TCU (2/11), which tied for his second more this season ... Second on the team with 33 3-pointers made ... Has made multiple 3-pointers 10 times this season, including three of his last five games ... Scored 13 points, going 3-for-5 from 3FG, at Kentucky (1/26) ... Posted six rebounds with 19 points at Iowa State (1/5) ... Scored a season-high 21 points in the season opener vs. Michigan State (11/6) ... Had first-career double-double (10 points, 10 assists) vs. Vermont (11/12) ... Big 12 Newcomer of the Week (11/12).



11 **DEVON DOTSON** (deh-VAWN) FR • Guard • 6-2 • 185 • Charlotte, N.C. • Providence Day School

SEASON STATS

PPG	RPG	APG	FG%	3FG%	FT%
12.2	3.8	3.7	50%	43%	79%
CAREER					
12.2	3.8	3.7	50%	43%	79%

CAREER HIGHS

Points	25	at TCU (2.11.19)
Field Goals	7	2x, last at TCU (2.11.19)
Rebounds	10	at TCU (2.11.19)
Assists	8	2x, last vs. West Virginia (2.16.19)
Blocks	1	5x, last at Kansas State (2.5.19)
Steals	4	vs. Oklahoma (1.2.19)
Minutes	45	at TCU (2.11.19)

NOTES

CBS Sports/USBWA National Freshman of the Week after his career-high 25 points, 10 rebounds and 45 minutes in the OT win at TCU (2/11) ... Has averaged 18.2 ppg, 5.6 rpg, 5.2 apg and 2.0 spg in his last five games ... Ranks 15th in the Big 12 in scoring (12.2), tied for fourth in assists (3.7), eighth in FG% (50.0), sixth in steals (1.5) and eighth in assist-to-turnover ratio (1.6) ... Has led Kansas in assists 14 times and steals 11 times ... Has 14 games with multiple steals, including four of his last five contests ... Had 15 points and a career-high-tying eight assists vs. WVU (2/16).



12 **CHRIS TEAHAN** SO • Guard • 6-4 • 195 • Leawood, Kan. • Rockhurst HS

SEASON STATS

PPG	RPG	APG	FG%	3FG%	FT%
0.5	0.2	0.2	25%	25%	-
CAREER					
0.9	0.5	0.1	33%	25%	100%

CAREER HIGHS

Points	4	vs. Toledo (11.28.17)
Field Goals	1	5x, last vs. West Virginia (2.16.19)
Rebounds	3	vs. South Dakota State (11.17.17)
Assists	1	2x, last vs. E. Michigan (12.29.18)
Blocks	-	-
Steals	-	-
Minutes	4	4x, last vs. Omaha (12.18.17)

NOTES

Has played in six games this season, including four Big 12 contests (at ISU, vs. TTU, at KSU, vs. WVU) ... Scored his first points of the season with a 3-pointer vs. West Virginia (2/16) ... **2017-18:** Appeared in 10 games, two in conference play and three postseason ... Averaged 2.3 minutes per contest ... Had a season-high four points vs. Toledo (11/28) ... An invited walk-on who was a two-sport athlete at Rockhurst HS in Kansas City, Missouri ... Older brother, Conner, played five seasons at KU and on two Final Four teams (2008 and 2012).



13 **K.J. LAWSON** R-SO • Guard • 6-8 • 210 • Memphis, Tenn. • Hamilton HS • Memphis

SEASON STATS

PPG	RPG	APG	FG%	3FG%	FT%
3.3	1.8	0.5	48%	36%	76%
CAREER (INCLUDES AT MEMPHIS IN 2015-16 AND 2016-17)					
8.4	5.1	1.7	40%	33%	70%

CAREER HIGHS (*AT MEMPHIS)

Points	*28	at Houston (1.19.17)
Field Goals	*12	at Houston (1.19.17)
Rebounds	*19	vs. East Carolina (1.28.17)
Assists	*7	vs. McNeese (11.22.16)
Blocks	*2	4x, last vs. Tulsa (2.7.17)
Steals	*3	vs. South Florida (1.14.17)
Minutes	*43	at Houston (1.19.17)

NOTES

Averages 15.8 minutes per contest in his last four games ... Had a season-high 24 minutes, 15 points, on 5-of-7 shooting (3-of-4 from 3-point range) vs. WVU (2/16) ... Scored 10 points at TCU (2/11) ... Scored seven points on 2-of-3 shooting vs. TCU (1/9) ... Had eight points, six rebounds and two steals in 19 minutes vs. Tennessee (11/23) ... A transfer from Memphis who sat out the 2017-18 season due to NCAA rules ... Played in 42 games while at Memphis with 33 starts, an 11.5 career scoring average and 7.0 career rebound average.



20 GARRETT LUINSTRA (loo-IN-struh) FR • Guard • 6-2 • 155 • Lawrence, Kan. • Lawrence Free State HS

SEASON STATS

PPG	RPG	APG	FG%	3FG%	FT%
0.0	0.2	0.2	0%	0%	-
CAREER					
0.0	0.2	0.2	0%	0%	-

CAREER HIGHS

Points	-
Field Goals	-
Rebounds	1 vs. South Dakota (12.18.18)
Assists	1 at Kansas State (2.5.19)
Blocks	-
Steals	-
Minutes	2 2x, last vs. Texas Tech (2.2.19)

NOTES

Has played in five games this season ... Logged one minute vs. WVU (2/16) ... Played la minute at Kansas State (2/5) with one assist ... Played two minutes with one rebound vs. South Dakota (12/18) ... Made KU debut playing one minute vs. Wofford (12/4) ... Averaged 19 points his senior year in guiding Free State High School to the 6A state title game and a 19-6 record ... A first-team all-state selection and the Sunflower League Player of the Year his senior season.



22 SILVIO DE SOUSA (deh-SOE-suh) SO • Forward • 6-9 • 245 • Luanda, Angola • IMG Academy (Fla.)

SEASON STATS (2017-18)

PPG	RPG	BPG	FG%	3FG%	FT%
4.0	3.7	0.2	68%	-	71%
CAREER					
4.0	3.7	0.2	68%	-	71%

CAREER HIGHS

Points	16 vs. West Virginia (3.10.18)
Field Goals	8 vs. West Virginia (3.10.18)
Rebounds	11 vs. Kansas State (3.9.18)
Assists	1 4x, last vs. Duke (3.25.18)
Blocks	1 3x, last vs. Duke (3.25.18)
Steals	1 vs. West Virginia (3.10.18)
Minutes	26 2x, last vs. vs. Duke (3.25.18)

NOTES

2017-18: Averaged 4.8 points and 5.4 rebounds in the 2018 NCAA Tournament ... Tied season high with 26 minutes vs. Duke (3/25) with 10 rebounds and scoring four points ... Averaged 20.0 minutes, 10.0 ppg and 9.7 rpg in the Big 12 Championship ... Posted his first double-double (16 points, 10 rebounds) vs. West Virginia (3/10) in the Big 12 title game ... Pulled down six or more rebounds seven times, including his last three games in the NCAA Tournament ... Joined the team following graduation from IMG Academy in Bradenton, Florida, following the fall 2017 semester.



24 LAGERALD VICK SR • Guard • 6-5 • 190 • Memphis, Tenn. • Douglass HS

SEASON STATS

PPG	RPG	APG	FG%	3FG%	FT%
14.1	4.0	1.9	48%	46%	77%
CAREER					
9.4	3.5	1.4	48%	41%	74%

CAREER HIGHS

Points	33 vs. Louisiana (11.16.18)
Field Goals	12 2x, last vs. Vermont (11.12.18)
Rebounds	11 vs. Texas Southern (11.21.17)
Assists	7 3x, last vs. Washington (12.6.17)
Blocks	3 vs. Oakland (11.24.17)
Steals	3 6x, last vs. Oklahoma (1.2.19)
Minutes	43 2x, last vs. Stanford (12.1.18)

NOTES

Announced Feb. 7 that he will take a leave of absence from the team, with no timetable for a return ... Is 10th in the Big 12 in scoring (14.1), second in 3FGs made (2.9) and third in 3FG Pct. (45.5) ... Scored 18 points, including 6-of-8 from 3FG, on his birthday at Baylor (1/12) ... Has made three or more 3FGs 10 times this season ... Scored 29 points with seven rebounds vs. Villanova (12/15) ... Two-time Big 12 Player of the Week (11/19, 12/3) ... Posted a career-high 33 points with nine rebounds vs. Louisiana (11/16) ... Had 32 points vs. Vermont (11/12) ... Surpassed 1,000 career points at Baylor (1/12).



30 OCHAI AGBAJI (OCH-eye uh-BAH-gee) FR • Guard • 6-5 • 210 • Kansas City, Mo. • Oak Park HS

SEASON STATS

PPG	RPG	APG	FG%	3FG%	FT%
10.8	5.2	0.8	54%	39%	70%
CAREER					
10.8	5.2	0.8	54%	39%	70%

CAREER HIGHS

Points	24 at Texas (1.29.19)
Field Goals	8 2x, last vs. Oklahoma State (2.9.19)
Rebounds	11 at TCU (2.11.19)
Assists	3 vs. Texas Tech (2.2.19)
Blocks	1 5x, last at TCU (2.11.19)
Steals	2 2x, last at Texas (1.29.19)
Minutes	41 at TCU (2.11.19)

NOTES

Has three 20-point games this season, including two of his last three contests ... Posted second double-double of the season with 20 points and 11 rebounds at TCU (2/11) ... Big 12 Newcomer of the Week (2/4) ... Had 23 points on 8-of-12 shooting, 5-7 3FGs, with six rebounds vs. Oklahoma State (2/9) ... Posted first career double-double with 10 points and 10 rebounds vs. Texas Tech (2/2) ... Had a career-high night in his first start of the season with 24 points at Texas (1/29) ... Pulled his redshirt and made his debut vs. TCU (1/9).



33 DAVID MCCORMACK FR • Forward • 6-10 • 265 • Norfolk, Va. • Oak Hill Academy

SEASON STATS

PPG	RPG	BPG	FG%	3FG%	FT%
2.2	2.3	0.4	51%	-	47%
CAREER					
2.2	2.3	0.4	51%	-	47%

CAREER HIGHS

Points	12 vs. South Dakota (12.18.18)
Field Goals	4 2x, last vs. West Virginia (2.16.19)
Rebounds	6 2x, last vs. South Dakota (12.18.18)
Assists	2 at Texas (1.29.19)
Blocks	2 2x, last vs. West Virginia (2.16.19)
Steals	2 vs. West Virginia (2.16.19)
Minutes	24 vs. West Virginia (2.16.19)

NOTES

Has started the last three games ... Played a season-high 24 minutes with 10 points, four rebounds, two blocks and two steals vs. WVU (2/16) ... Started first-career game vs. OSU (2/9) and logged 14 minutes with five rebounds ... Pulled down five rebounds in 17 minutes vs. E. Michigan (12/29) ... Played 17 minutes with a season-high 12 points vs. South Dakota (12/18) ... A 2018 McDonald's All-American who also represented the USA at the Nike Hoop Summit ... A big body who showed a lot of discipline in losing more than 50 pounds during high school.



35 UDOKA AZUBUIKE (az-uh-BOO-kee) JR • Center • 7-0 • 270 • Delta, Nigeria • Potter's House Christian Academy

SEASON STATS

PPG	RPG	BPG	FG%	3FG%	FT%
13.4	6.8	1.6	71%	-	34%
CAREER					
11.5	6.4	1.6	74%	-	39%

CAREER HIGHS

Points	26 at Nebraska (12.16.17)
Field Goals	13 at Nebraska (12.16.17)
Rebounds	13 at Texas (12.29.17)
Assists	2 4x, last vs. Marquette (11.21.18)
Blocks	5 2x, last vs. Texas (2.26.18)
Steals	3 vs. Oklahoma (2.19.18)
Minutes	34 3x, last vs. Vermont (11.12.18)

NOTES

KU announced Jan. 6 he would miss the remainder of the season due to a wrist injury ... Had successful surgery Jan. 9 ... Tied his season high with 23 points vs. E. Michigan (12/29) ... Missed the previous four games (Villanova, 12/15; NMSU, 12/8; USD, 12/18; at ASU 12/22) due to a sprained ankle suffered vs. Wofford (12/4) ... Had 18 points and nine rebounds vs. Stanford (12/1). **2017-18:** Led NCAA Division I in FG Pct. at 77.0 ... Posted seven 20-point games in 2017-18 ... Played in 11 games with six starts as a freshman in 2016-17 before a season-ending wrist injury.



44 MITCH LIGHTFOOT JR • Forward • 6-8 • 225 • Gilbert, Ariz. • Gilbert Christian HS

SEASON STATS

PPG	RPG	BPG	FG%	3FG%	FT%
2.1	2.8	0.8	57%	0%	50%
CAREER					
2.5	2.4	0.9	57%	31%	53%

CAREER HIGHS

Points	11 vs. Oakland (11.24.17)
Field Goals	4 4x, last vs. Kansas State (3.9.18)
Rebounds	11 vs. Penn (3.15.18)
Assists	2 2x, last vs. E. Michigan (12.29.18)
Blocks	6 at TCU (1.6.18)
Steals	2 at Iowa State (2.13.18)
Minutes	27 vs. Penn (3.15.18)

NOTES

Has averaged 6.8 rebounds in his last four games (2.8 rpg overall) ... Is 8-for-12 (66.7 percent) from the field in his last four games ... Had five points with seven rebounds and a season-high-tying three blocks vs. WVU (2/16) ... Had six points on 2-of-3 shooting with a season-high nine rebounds vs. OSU (2/9) ... Leads KU with eight charges drawn ... **2017-18:** Started seven games ... Pulled down a career-high 11 rebounds vs. Penn (3/18) with nine points in the NCAA Tournament ... Finished second on the team with 54 blocked shots.