



KANSAS

#KUBball
f /KANSASBASKETBALL
t @KUHOOPS
i @KUHOOPS

MARCH 2, 2019 | OKLAHOMA STATE | GAME NOTES

KANSAS COMMUNICATIONS

JAYHAWKS

21-7
OVERALL

10-5
BIG 12

#15 / #16
RANKING (AP/COACHES)



-vs-



10-18
OVERALL

3-12
BIG 12

- / -
RANKING (AP/COACHES)

COWBOYS

Bill Self
HEAD COACH

468-103 (.820)
RECORD AT KU, 16TH SEASON

Mike Boyton
HEAD COACH

31-33 (.484)
RECORD AT OSU, SECOND SEASON

SCHEDULE (H: 16-0; A: 2-7; N: 3-0)

Date	KU Rnk	OPP Rnk	Opponent	TV	Time/Result
NOVEMBER (5-0)					
6	1/1	10/10	vs. Michigan State!	ESPN	W, 92-87
12	2/1	-/-	VERMONT-	ESPN2	W, 84-68
16	2/1	-/-	LOUISIANA	JTV/ESPN+	W, 89-76
21	2/2	rv/rv	vs. Marquette#	ESPN2	W, 77-68
23	2/2	5/5	vs. Tennessee#	ESPN2	W, 87-82 ot
DECEMBER (6-1)					
1	2/2	-/-	STANFORD	ESPN	W, 90-84 ot
4	2/2	-/-	WOFFORD	JTV/ESPN+	W, 72-47
8	2/2	-/-	NEW MEXICO STATE*	ESPN2	W, 63-60
15	1/1	17/16	VILLANOVA	ESPN	W, 74-71
18	1/1	-/-	SOUTH DAKOTA	JTV/ESPN+	W, 89-53
22	1/1	18/19	at Arizona State	ESPN2	L, 76-80
29	5/5	-/-	EASTERN MICHIGAN	JTV/ESPN+	W, 87-63
JANUARY (5-4)					
2	5/6	23/25	OKLAHOMA*	ESPN2	W, 70-63
5	5/6	rv/rv	at Iowa State*	ESPN2	L, 60-77
9	7/9	25/rv	TCU*	ESPN2	W, 77-68
12	7/9	-/-	at Baylor*	ESPN	W, 73-68
14	7/8	-/-	TEXAS*	ESPN	W, 80-78
19	7/8	-/-	at West Virginia*	ESPN	L, 64-65
21	9/10	24/25	IOWA STATE*	ESPN	W, 80-76
26	9/10	8/9	at Kentucky<	ESPN	L, 63-71
29	11/12	-/-	at Texas*	ESPN	L, 63-73
FEBRUARY (5-2)					
2	11/12	16/15	TEXAS TECH*	CBS	W, 79-63
5	13/14	rv/rv	at Kansas State*	ESPN	L, 67-74
9	13/14	-/-	OKLAHOMA STATE*	ESPN	W, 84-72
11	14/14	rv/-	at TCU*	ESPN	W, 82-77 ot
16	14/14	-/-	WEST VIRGINIA*	ESPN	W, 78-53
23	12/12	14/14	at Texas Tech*	ESPN	L, 62-91
25	15/16	16/15	KANSAS STATE*	ESPN	W, 64-49
MARCH					
2	15/16	-/-	at Oklahoma State*	CBS	11 a.m.
5	-/-	-/-	at Oklahoma*	ESPN2	8 p.m.
9	-/-	-/-	BAYLOR*	ESPN	1 p.m.
13-16	Big 12 Championship			TBD	TBD

All times Central and subject to change.

Rank: AP Top 25 / USA Today Coaches' Poll

! State Farm Champions Classic (Indianapolis, Ind.); ~ NIT Season Tip-Off (Campus Round); # NIT Season Tip-Off (Brooklyn, N.Y.); ^ Jayhawk Shootout (Kansas City, Mo.); < SEC/Big 12 Challenge; * Big 12 Conference Game

GAME #15/16 KANSAS AT OKLAHOMA STATE

29

Stillwater, Okla. • Gallagher-Iba Arena (13,611)
Saturday, March 2, 2019 • 11 a.m. (CST)



Play-by-Play: Brad Nessler
Analysts: Jim Spanakel
Producer: Ryan Galvin
Director: Chris Svendsen



Radio: IMG Jayhawk Radio Network
Webcast: KUathletics.com/Radio
Play-by-Play: Brian Hanni
Analyst: Greg Gurley
Producer/Engineer: Steve Kincaid

TIP-OFF

- At 10-5, No. 15/16 Kansas is tied with Baylor for third in the Big 12 race with three games left in the league season. KU is one game behind Kansas State (11-4) and Texas Tech (11-4).
- For the 22nd time in the 23-year history of the Big 12, Kansas has clinched one of the top four seeds and a first-round bye in the upcoming conference tournament. In 22 Big 12 Championships KU has been a No. 1 seed 15 times (including each of the last 10 years), a No. 2 seed four times, a No. 3 seed twice and a No. 5 seed once (in 2000).
- Kansas is 6-3 against the current Associated Press Top-25 with victories against No. 6 Michigan State, No. 7 Tennessee, No. 10 Marquette, No. 11 Texas Tech, No. 16 Kansas State and No. 24 Wofford.
- KU leads the series with Oklahoma State, 115-59, including a 36-35 record in contests in Stillwater. OSU holds a 35-34 edge in Gallagher-Iba Arena.
- Kansas head coach Bill Self will be meeting his alma mater for the 33rd time in his head coaching career and the 29th time as the head man at KU. Self, who was a four-year letterwinner for the Cowboys from 1982-85, is 19-13 against OSU and 18-10 while at Kansas.
- After its 64-49 win against Kansas State on Feb. 25, Kansas is 91-12 following a loss in the Bill Self era, including 6-1 this season. Since the 2013-14 season, KU is 41-4 following a loss.
- At 10-5, KU has won 10 conference games for the 25th-consecutive season, a run which started in 1995 and is the longest-active streak in the nation.
- Freshman point guard Devon Dotson is one of only three true freshmen in NCAA DI to be averaging 13+ ppg, 4+ apg, and 4+ rbg in conference play.
- Redshirt-junior F Detric Lawson leads the Big 12 in scoring at 19.0 ppg, rebounding at 10.3 rpg and double-doubles with 17, which ranks tied for ninth nationally. The last conference player to lead the league in scoring and rebounding in the same season was Blake Griffin of Oklahoma in 2008-09.

SERIES AT A GLANCE (MORE ON PG 45)

OVERALL	KU LEADS, 115-59
in Stillwater (Gallagher-Iba)	KU leads, 36-35 (34-35)
Last Meeting	KU, 84-72 (2.9.19 @ KU)



75.9	<< POINTS PER GAME	67.5
46.9	<< FG%	42.1
36.2	3FG% >>	38.2
69.0	<< FT% >>	69.0
37.3	<< REBOUNDS PER GAME	34.2
13.6	<< ASSISTS PER GAME	13.1
3.8	BLOCKS PER GAME >>	3.9
6.9	<< STEALS PER GAME	5.7
69.9	<< SCORING DEFENSE	71.5
40.5	<< FG% DEFENSE	43.0
34.0	<< 3FG% DEFENSE	34.8
+1.6	<< REBOUND MARGIN	-1.2
1.0	<< AST-TO RATIO >>	1.0

LAST GAME STARTERS

11 DOTSON	5 GRIMES	30 AGBAJI	1 LAWSON	33 McCORMACK
FR • GUARD	FR • GUARD	FR • GUARD	R-JR • FORWARD	FR • FORWARD
MIN 32.5	MIN 26.4	MIN 26.1	MIN 32.8	MIN 8.4
PPG 12.1	PPG 7.6	PPG 9.4	PPG 19.0	PPG 2.3
FG% 49.3%	FG% 38.3%	FG% 50.5%	FG% 49.2%	FG% 54.3%
3FG% 42.2%	3FG% 32.7%	3FG% 35.6%	3FG% 34.8%	REB 2.3
AST 3.6	AST 1.9	REB 4.8	REB 10.3	BLK 0.4

COMMUNICATIONS

CHRIS THEISEN
Asst. AD for Comm.
e theisen@ku.edu
c 785.331.9356

BRAD GILBERT
Asst. Comm. Director
e brgilbert@ku.edu
c 785.424.4008

NUMERICAL ROSTER

NO.	NAME	POS.	HT.	WT.	YR.	EXP.	HOMETOWN / HIGH SCHOOL / PREVIOUS SCHOOL
0	Marcus Garrett	G	6-5	195	So.	1L	Dallas, Texas / Skyline HS
1	Dedric Lawson	F	6-9	235	RS-Jr.	TR	Memphis, Tenn. / Hamilton HS / Memphis
2	Charlie Moore	G	5-11	180	RS-So.	TR	Chicago, Ill. / Morgan Park HS / California
5	Quentin Grimes	G	6-5	210	Fr.	HS	The Woodlands, Texas / College Park HS
10	Elijah Elliott	G	6-3	185	Fr.	HS	Southlake, Texas / Carroll Senior HS
11	Devon Dotson	G	6-2	185	Fr.	HS	Charlotte, N.C. / Providence Day School
12	Chris Teahan	G	6-4	195	So.	1L	Leawood, Kan. / Rockhurst HS
13	K.J. Lawson	G	6-8	210	RS-So.	TR	Memphis, Tenn. / Hamilton HS / Memphis
20	Garrett Luinstra	G	6-2	155	Fr.	HS	Lawrence, Kan. / Lawrence Free State HS
22	Silvio De Sousa	F	6-9	245	So.	1L	Luanda, Angola / IMG Academy [Fla.]
24	Lagerald Vick	G	6-5	190	Sr.	3L	Memphis, Tenn. / Douglass HS
30	Ochai Agbaji	G	6-5	210	Fr.	HS	Kansas City, Mo. / Oak Park HS
33	David McCormack	F	6-10	265	Fr.	HS	Norfolk, Va. / Oak Hill Academy
35	Udoka Azubuike	C	7-0	270	Jr.	2L	Delta, Nigeria / Potter's House Christian Academy [Fla.]
44	Mitch Lightfoot	F	6-8	225	Jr.	2L	Gilbert, Ariz. / Gilbert Christian HS

COACHING STAFF

NAME	POSITION // YEAR AT KU	ALMA MATER // YEAR
Bill Self	Head Coach // 16th	Oklahoma State // 1985
Kurtis Townsend	Assistant Coach // 15th	Western Kentucky // 1982
Norm Roberts	Assistant Coach // 8th	Queens College // 1987
Jerrance Howard	Assistant Coach // 6th	Illinois // 2004
Brennan Bechard	Dir. of Operations // 8th	Kansas // 2009
Fred Quartlebaum	Dir. of S-A Development // 5th	Fordham // 1989
Jeremy Case	Video Coordinator // 4th	Kansas // 2005

PRONUNCIATIONS

Udoka Azubuike.....you-DOE-kuh az-uh-BOO-kee
 Silvio De Sousa.....deh-SOE-suh
 Devon Dotson.....DEH-vawn
 Dedric Lawson.....DEE-drik
 Garrett Luinstra.....loo-IN-struh
 Ochai Agbaji.....OCH-eye uh-BAH-gée

RADIO/TV ROSTER



0 **MARCUS GARRETT**
So. · G · 6-5 · 195
Dallas, Texas




1 **DEDRIC LAWSON**
R-Jr. · F · 6-9 · 235
Memphis, Tenn.



2 **CHARLIE MOORE**
R-So. · G · 5-11 · 180
Chicago, Ill.



5 **QUENTIN GRIMES**
Fr. · G · 6-5 · 210
The Woodlands, Texas



10 **ELIJAH ELLIOTT**
Fr. · G · 6-3 · 185
Southlake, Texas




11 **DEVON DOTSON**
Fr. · G · 6-2 · 185
Charlotte, N.C.



12 **CHRIS TEAHAN**
So. · G · 6-4 · 195
Leawood, Kan.



13 **K.J. LAWSON**
R-So. · G · 6-8 · 210
Memphis, Tenn.



20 **GARRETT LUINSTRA**
Fr. · G · 6-2 · 155
Lawrence, Kan.



22 **SILVIO DE SOUSA**
So. · F · 6-9 · 245
Luanda, Angola



24 **LAGERALD VICK**
Sr. · G · 6-5 · 190
Memphis, Tenn.



30 **OCHAI AGBAJI**
Fr. · G · 6-5 · 210
Kansas City, Mo.



33 **DAVID MCCORMACK**
Fr. · F · 6-10 · 265
Norfolk, Va.



35 **UDOKA AZUBUIKE**
Jr. · C · 7-0 · 270
Delta, Nigeria



44 **MITCH LIGHTFOOT**
Jr. · F · 6-8 · 225
Gilbert, Ariz.



BILL SELF
Head Coach
16th Season



KURTIS TOWNSEND
Assistant Coach
15th Season



NORM ROBERTS
Assistant Coach
Eighth Season



JERRANCE HOWARD
Assistant Coach
Sixth Season



BRENNAN BECHARD
Director of Operations
Eighth Season



FRED QUARTLEBAUM
Dir. of S-A Development
Fifth Season

OKLAHOMA STATE COWBOYS

NO.	NAME	POS.	HT.	WT.	CL.	HOMETOWN (PREVIOUS SCHOOL)
1	Curtis Jones	G.	6-4	185	Jr.	Richmond, Va. (Huntington Prep [W.Va.] / Indiana)
4	Thomas Dziagwa	G.	6-4	180	Jr.	Temple Terrace, Fla. (Tampa Catholic HS)
5	Duncan Demuth	F.	6-8	210	Fr.	Seminole, Fla. (Seminole HS)
12	Cameron McGriff	F.	6-7	220	Jr.	Grand Prairie, Texas (South Grand Prairie HS)
13	Isaac Likekele	G.	6-4	210	Fr.	Arlington, Texas (Timberview HS)
14	Yor Anei	F.	6-10	225	Fr.	Overland Park, Kan. (Lee's Summit West HS [Mo.])
21	Lindy Waters III	G.	6-6	210	Jr.	Norman, Okla. (Norman North HS)
24	Luke Major	G.	6-7	200	Fr.	Edmond, Okla. (Homeschool [OKC Storm])
31	Dee Mitchell	G.	6-2	190	Fr.	Jefferson, Texas (Jefferson HS)
33	Trey Reeves	F.	6-4	220	Jr.	Gans, Okla. (Muldrow HS)
35	Tanner Taylor	G.	6-1	170	Fr.	Emporia, Kan. (Emporia HS)
40	Cade Wagner	F.	6-6	185	Fr.	Dallas, Texas (Highland Park HS)
44	Gabe Simpson	G.	6-3	208	Fr.	Jay, Okla. (Jay HS)
54	J.K. Hadlock	G.	6-1	185	Jr.	Fairfax, Okla. (Glencoe HS)

Head Coach: Mike Boynton Jr. (South Carolina '03)

Assistant Coaches: John Cooper, David Kontaxis, Scott Sutton

ABOUT KANSAS

No. 15/16 Kansas is 21-7 overall and 10-5 in Big 12 play after its 64-49 win against No. 16/15 Kansas State on ESPN Big Monday, Feb. 25. In all games, Kansas ranks in the top three in the Big 12 in scoring offense (second at 75.9), field goal percentage (third at 46.9) and field goal percentage defense (third at 40.5). KU has a +1.6 rebound margin and also averages 7.5 3-pointers made, 13.6 assists, 6.9 steals and 3.8 blocked shots per game.

Redshirt-junior F Dedic Lawson leads the Big 12 in scoring at 19.0 ppg, rebounding at 10.3 rpg and with 17 double-doubles after his 18 points and 14 rebounds against Kansas State (2/25). A national player of the year and All-American candidate, Dedic Lawson has 13 games of 20 or more points and his 17 DDs and are tied for ninth nationally. He is the only player in the league averaging a double-double. A three-time Big 12 Player of the Week (11/12, 11/26, 12/26) and five-time league newcomer of the week (12/3, 12/17, 1/14, 1/28, 2/11), Lawson leads KU with 30 blocked shots and his 1.1 blocks per game are fifth in the conference.

Freshman G Devon Dotson is averaging 16.2 ppg, 4.3 rpg, 4.3 apg and 1.6 spg in his last seven games. Included was a 15-point and career-high-tying eight assists against West Virginia (2/16). Named the Wayman Tisdale National Freshman of the Week on Feb. 12, Dotson ranks 15th in the Big 12 in scoring (12.1), sixth in assists (3.6), ninth in FG% (49.3), tied for sixth in steals (1.4) and eighth in assist-to-turnover ratio (1.6).

Freshman G Ochai Agbaji has scored in double figures in three of his last five games and five of his last eight contests. That includes his second double-double of the season with 20 points and a career-high 11 rebounds at TCU (2/11). Agbaji pulled his redshirt prior to the TCU game (1/9) and averages 9.4 points and 4.8 rebounds per contest and is making 50.5 percent from the floor.

Freshman G Quentin Grimes is coming off a 12-point effort against Kansas State (2/25) where he was 3-for-6 from 3-point range. He has 11 assists in his last four games and five steals in his last three contests. He is second on the team with 37 3-pointers made this season. Grimes has made multiple treys in four of his last seven games and averages 7.6 points and 2.4 rebounds per contest.

After missing five games with a sprained ankle, sophomore G Marcus Garrett has been back the last two KU contests. Garrett ranks third in the Big 12 with 1.7 steals per contest. He has 11 games with multiple steals in 2018-19. Garrett averages 7.2 points and 3.5 rebounds per game and has 47 assists.

Other KU regulars include redshirt-sophomore G Charlie Moore (3.3 ppg, 18 3-pointers), redshirt-sophomore G K.J. Lawson (3.3 ppg, 1.9 rpg), junior F Mitch Lightfoot (2.4 ppg, 2.9 rpg) and freshman F David McCormack (2.3 ppg, 2.3 rpg). McCormack has started each of the last five games, while Lightfoot is had nine points, five rebounds and three blocked shots against Kansas State (2/25). Moore made three 3-pointers at Texas Tech (2/23) and his nine points for the game were his most in Big 12 play.

ABOUT OKLAHOMA STATE

Located in Stillwater, Oklahoma, with an enrollment of 24,274, Oklahoma State (10-18, 3-12) is looking to end a two-game losing streak after its 84-80 overtime loss at No. 11/11 Texas Tech on Feb. 27. The Cowboys are coached by Mike Boynton who is 31-33 in his second season as a head coach with both at Oklahoma State.

OSU leads the Big 12 in 3-point field goal percentage at 38.2 percent and 3-point field goals made at 8.8 per game. The Cowboys average 67.5 points per game and give up 71.5. Oklahoma State pulls down 34.2 rebounds per contest and average 13.1 assists, 5.7 steals and 3.9 blocked shots per game.

Junior F Cameron McGriff leads OSU in scoring at 12.3 points per game, which is 14th in the Big 12. McGriff also leads the team in rebounds and his 7.5 boards per contest are third in the league. McGriff is second on the team with 23 blocked shots and has made 34 3-pointers this season. Junior G Lindy Waters leads OSU in Big 12 scoring with 12.4 points per game. Overall, Waters averages 12.1 points. Waters is second in the league in free throw percentage at 92.9 percent and is second on the team with 61 3-pointers made and 33 steals this season. Junior G Thomas Dziagwa leads the Big 12 in 3-point field goals made with 3.3 per outing. Dziagwa averages 11.5 points and 2.9 rebounds per contest. Freshman F Yor Anei leads OSU and is third in the Big 12 with 2.1 blocked shots per game. Anei averages 7.0 points and 4.4 rebounds per contest.

Junior G Curtis Jones (7.7 ppg, 2.9 rpg) comes off the bench, while freshman G Isaac Likekele (8.4 ppg, 4.6 rpg) is a starter who leads OSU with 37 steals. Freshman F Duncan Demuth (1.1 ppg, 1.4 rpg) rounds out the OSU regulars.

THE SERIES

The Kansas-Oklahoma State series dates back to 1926 with KU holding a 115-59 all-time advantage. KU holds a slim 6-4 edge in the last 10 meetings. KU is 36-35 against OSU in meetings in Stillwater with OSU holding a 35-34 edge in games in Gallagher-Iba Arena. OSU has won four of the last five meetings in Stillwater dating back to March 1, 2014, and the Cowboys are 6-4 versus KU in the last 10 Gallagher-Iba Arena matchups. Gallagher-Iba Arena is the oldest venue in the Big 12 opening in 1938, while Allen Fieldhouse is the second oldest, opening in 1955.

Since the inception of the Big 12, Kansas is 26-12 versus OSU: 20-10 in regular-season play and 6-2 in the Big 12 Championship. KU defeated OSU in each of the teams' last four Big 12 Championship meetings in 2018, 2014, 2011 and 2006. KU head coach Bill Self is 19-13 all-time against his alma mater, including an 18-10 record at KU. OSU head coach Mike Boynton Jr., is 2-2 against Kansas.

In 2017-18, Oklahoma State became first team to sweep a conference home-and-home series against Kansas in the Self era. The Cowboys won 84-79 on Feb. 3 in Allen Fieldhouse and 82-64 on March 3 in Stillwater. In 108 regular-season Big 12 home-and-home series during the Self era, Kansas has 70 sweeps, 34 splits and has been swept just once.

2018-19 QUICK FACTS

GENERAL INFORMATION

Location	Lawrence, Kan.
Enrollment	28,510
Founded	1866
Nickname	Jayhawks
School Colors	Crimson (Pantone 186) and Blue (Pantone 293)
Conference	Big 12
Chancellor	Douglas A. Girod
Athletics Director	Jeff Long
Deputy Athletics Director (MBB)	Sean Lester
Athletics Website	www.KUAthletics.com
Ticket Office Phone	1.800.34.HAWKS (42957)

HISTORY

Seasons of Basketball	121st
First Season	1888-89
All-Time Record (Win %)	2,269-856 (.726)
Conference Regular-Season Titles (last)	61 (2018)
Conference Postseason Tourn. Titles (last)	15 (2018)
NCAA Tournament Appearances (last)	47 (2018)
NCAA Tournament Record	107-46
Consecutive NCAA Appearances	29 (1990-pres.)
NCAA Final Four Appearances (last)	15 (2018)
NIT Appearances (last)	2 (1969)

ALLEN FIELDHOUSE

Year Opened (Seasons)	1955 (64th season)
Capacity	16,300
Consecutive Sellouts	290 games (Since 2001-02)
All-Time Record (Win %)	787-113 (.874)
Record under Bill Self (Win %)	249-13 (.950)

COACHING STAFF

Head Coach	Bill Self (Oklahoma State, '85)
Record at KU	468-103 (16th season)
Overall Record	675-208 (26th season)
Assistant Coach	Kurtis Townsend (W. Kentucky, '82)
	15th season
Assistant Coach	Norm Roberts (Queens College, '87)
	Eight season
Assistant Coach	Jerrance Howard (Illinois, '04)
	Sixth season

2017-18 REVIEW

Overall Record	31-8 (.795)
Big 12 Record (Finish)	13-5 (1st)
Home Record	14-4 (14-3 in AFH)
Road Record	7-3
Neutral Record	10-1
Big 12 Championship	No. 1 Seed / Champion vs. WVU - W, 81-70
NCAA Tournament	No. 1 Seed / Final Four vs. Villanova - L, 79-95
Associated Press Poll Ranking (final)	4
USA TODAY Coaches' Poll Ranking (final)	3

2018-19 TEAM INFORMATION

Letterwinners Returning / Lost	6 / 6
Starters Returning / Lost	2 / 3
Newcomers	9
Fr / So / Jr / Sr	5 / 5 / 3 / 1

COMMUNICATIONS

Chris Theisen	Assistant AD Communications (MBB)
Phone	785.331.9356
Email	theisen@ku.edu
Brad Gilbert	Asst. Communications Director (MBB)
Phone	785.424.4008
Email	bgilbert@ku.edu
Mailing Address	Kansas Athletics Communications
	1651 Naismith Drive, Parrott 1400
	Lawrence, KS 66045-4069
Main Office Phone	785.864.3417
Twitter/Instagram	@KUHoops
Facebook	/KansasBasketball
Hashtags	#KUball #RockChalk #PayHeed

2018-19 MEDIA INFORMATION

Weekly Press Conference

Bill Self will conduct press conferences throughout the season. Media members should contact the communications office for accurate dates and times. Video of the press conference will stream live on *ESPN+*. Remaining schedule: March 7, 11, 17.

Big 12 Teleconference

The Big 12 Conference conducts weekly interviews with every league head coach throughout the season. Bill Self's scheduled time is from 10:00-10:08 a.m. each week. Contact the Big 12 office for the appropriate phone number and for the entire lineup of coaches' times. Schedule: March 11.

Hawk Talk Radio Show

Hawk Talk, Bill Self's radio show, airs week during the season from 6-7 p.m. on most Jayhawk Radio IMG Network stations. March 11 is the final show of the season. Hawk Talk will originate from the Johnny's Tavern West in Lawrence. Remaining Schedule: March 6, 11.

Credentials

Please apply at KUathletics.com/media

JAYHAWK IMG RADIO NETWORK AFFILIATES

Abilene/Salina	KDJM-101.7 FM
Coffeyville	KGGF-104.1 FM
Concordia	KNCK-94.9 FM
Dodge City	KGNO-1370 AM
Emporia	KVOE-1400 AM
Fort Scott	KMDO-1400 AM
Fort Scott	KOMB-103.9 FM
Garden City	KBUF-1030 AM
Glen Elder	KZDY-96.3 FM
Goodland/Colby	KWGB-97.9 FM
Great Bend/Larned	KBGL-106.9 FM
Hays	KAYS-1400 AM
Hutchinson	KSKU-94.7 FM
Iola	KIOL-1370 AM
Kansas City	KCTE-1510 AM
Kansas City	KCTE-99.3 FM
Kansas City	WHB-810 AM
Lawrence (Flagship)	KLWN-1320 AM
Lawrence (Flagship)	KKSW-105.9 FM
Liberal	KSCB-1270 AM
Marysville	KNDY-95.5 FM
Parsons	KLKC-1540 AM
Parsons	KLKC-93.5 FM
Phillipsburg	KKAN-1490 AM
Phillipsburg	KQMA-92.5 FM
Russell	KRSL-95.9 FM
Topeka	KMAJ-1440 AM
Topeka	KWIC 99.3 FM
Wellington	KLEY-100.3 FM
Wichita	KFH-1240 AM
Wichita	KFH-97.5 FM

ASSOCIATED PRESS (AP)

FEBRUARY 25, 2019

RANK	SCHOOL (FIRST PLACE VOTES)	RECORD	POINTS
1	Gonzaga (44)	27-2	1,569
2	Virginia (15)	24-2	1,513
3	Duke (3)	24-3	1,502
4	Kentucky (2)	23-4	1,418
5	North Carolina	22-5	1,326
6	Michigan State	23-5	1,232
7	Tennessee	24-3	1,190
8	Houston	26-1	1,145
9	Michigan	24-4	1,057
10	Marquette	23-4	1,019
11	Texas Tech	22-5	938
12	Nevada	25-2	883
13	LSU	22-5	836
14	Purdue	20-7	820
15	KANSAS	20-7	580
16	Kansas State	21-6	559
17	Maryland	21-7	549
18	Florida State	21-6	501
19	Wisconsin	19-8	466
20	Virginia Tech	21-6	392
21	Buffalo	24-3	288
22	Iowa	21-6	278
23	Cincinnati	23-4	263
24	Wofford	24-4	112
25	Washington	22-5	92

OTHERS RECEIVING VOTES: Louisville 90, Villanova 63, Iowa State 58, Mississippi State 28, Auburn 16, Baylor 10, VCU 4, Old Dominion 2, New Mexico State 1

USA TODAY (COACHES)

FEBRUARY 25, 2019

RANK	SCHOOL (FIRST PLACE VOTES)	RECORD	POINTS
1	Gonzaga (26)	27-2	792
2	Duke	24-3	733
2	Virginia (2)	24-2	733
4	Kentucky (4)	23-4	726
5	North Carolina	22-5	657
6	Houston	26-1	600
7	Tennessee	24-3	586
8	Michigan State	23-5	582
9	Marquette	23-4	526
10	Michigan	24-4	498
11	Texas Tech	22-5	454
12	Purdue	20-7	445
13	Nevada	25-2	425
14	Louisiana State	22-5	382
15	Kansas State	21-6	291
16	KANSAS	20-7	269
17	Florida State	21-6	266
18	Wisconsin	19-8	223
19	Virginia Tech	21-6	206
20	Maryland	21-7	204
21	Iowa	21-6	189
22	Cincinnati	23-4	173
23	Buffalo	24-3	138
24	Louisville	18-10	71
25	Wofford	24-4	50

OTHERS RECEIVING VOTES: Iowa State 49, Villanova 40, Mississippi State 18, Baylor 7, Auburn 6, Furman 5, Arizona State 4, Hofstra 1, Florida 1

WEEK-BY-WEEK RANKINGS

WEEK	AP	COACHES	NCAA NET
Preseason	1 (37)	1 (14)	-
Nov. 12	2 (14)	-	-
Nov. 19	2 (7)	2	-
Nov. 26	2 (31)	2 (15)	11
Dec. 3	2 (19)	2 (10)	14
Dec. 10	1 (57)	1 (26)	6
Dec. 17	1 (56)	1 (27)	5
Dec. 24	5 (4)	5 (2)	16
Dec. 31	5 (4)	6	15
Jan. 7	7	9	16
Jan. 14	7	8	12
Jan. 21	9	10	19
Jan. 28	11	12	16
Feb. 4	13	14	17
Feb. 11	14	14	18
Feb. 18	12	12	18
Feb. 25	15	16	20
March 4			
March 11			

() - First place votes in parenthesis

RANKINGS BREAKDOWN

	AP	COACHES
Weeks in Top 25	767 (282)	539 (295)
Weeks in Top 10	552 (210)	426 (223)
Weeks in Top 5	336 (130)	288 (142)
Weeks at No. 1	69 (29)	61 (30)
Most Consecutive Weeks in Top 25	197* (197*)	205* (205*)
Most Consecutive Weeks at No. 1	15 (9)	15 (9)
W-L vs Top 25	229-193 (98-48)	-
Home vs Top 25	90-47 (44-6)	-
Away vs Top 25	52-76 (23-21)	-
Neutral vs Top 25	87-70 (30-21)	-
W-L vs Top 10	100-107 (40-20)	-
Home vs Top 10	34-31 (14-2)	-
Away vs Top 10	21-36 (10-6)	-
Neutral vs Top 10	45-41 (16-12)	-

() - Bill Self era in parenthesis

* - Current Streak - longest active in the NCAA

2018-19 BIG 12 STANDINGS (AS OF 2.27.19)

Team	BIG 12						OVERALL					
	Record	Pct	Home	Away	Neutral	Streak	Record	Pct	Home	Away	Neutral	Streak
Texas Tech	11-4	.733	7-1	4-3	0-0	W6	23-5	.821	16-1	4-3	3-1	W6
Kansas State	11-4	.733	5-2	6-2	0-0	L1	21-7	.750	13-2	6-5	2-0	L1
KANSAS	10-5	.667	8-0	2-5	0-0	W1	21-7	.750	16-0	2-7	3-0	W1
Baylor	10-5	.667	6-2	4-3	0-0	W3	19-9	.679	13-4	5-4	1-1	W3
Iowa State	9-6	.600	5-3	4-3	0-0	W1	20-8	.714	12-3	6-4	2-1	W1
Texas	7-8	.467	5-2	2-6	0-0	L2	15-13	.536	11-5	2-7	2-1	L2
TCU	6-9	.400	5-2	1-7	0-0	L1	18-10	.643	12-3	3-7	3-0	L1
Oklahoma	5-10	.333	3-4	2-6	0-0	L1	17-11	.607	9-4	5-6	3-1	L1
West Virginia	3-12	.200	3-5	0-7	0-0	W1	11-17	.393	9-6	0-8	2-3	W1
Oklahoma State	3-12	.200	2-5	1-7	0-0	L2	10-18	.357	7-6	1-10	2-2	L2

A KANSAS WIN WOULD...

Make Kansas 22-7 and 11-5 in Big 12 play ... Give Kansas 22 victories for the 30th-consecutive season, beginning in 1989-90 ... Give KU 11 league victories for the 25th-straight year, beginning in 1994-95 and would add to its nation's longest active league 11-win streak ... Make the Kansas-Oklahoma State series 116-59 in favor of the Jayhawks, including 37-35 in meetings in Stillwater (35-35 in Gallagher-Iba Arena) ... Make Kansas 3-7 in true road games in 2018-19 and 7-7 in games not played in Allen Fieldhouse ... Make Bill Self 469-103 while at Kansas, 676-208 overall and 20-13 all-time versus Oklahoma State (19-10 while at KU) ... Make Kansas 2,270-856 all-time.

A KANSAS LOSS WOULD...

Make Kansas 21-8 and 10-6 in conference play, giving KU is most league losses since 1988-89 (6-8) ... Make the KU-OSU series 115-90 in favor of the Jayhawks ... Give KU two-straight losses in Gallagher-Iba Arena ... Give OSU wins over KU in five of the last six meetings in Stillwater ... Make Kansas 2-8 in true road games this season and 6-8 in games not played in Allen Fieldhouse ... Make Bill Self 468-104 while at Kansas, 675-209 overall and 19-14 all-time versus Oklahoma State (18-11 while at KU) ... Make Kansas 2,269-857 all-time.

LAST TIME OUT

An All-American-caliber performance from redshirt-junior Detric Lawson along with stifling Jayhawk defense helped No. 15/16 Kansas to a 64-49 win over the No. 16/15 Kansas State Wildcats Feb. 25 on ESPN Big Monday in the 291st edition of the Dillons Sunflower Showdown. Lawson led all scorers with 18 points and 14 rebounds for his 17th double-double of the season, while the KU defense held KSU to a Big 12 season-low 31.6 percent shooting from the field.

Mitch Lightfoot scored seven points during a 12-2 first-half spurt, including a 3-pointer from the top of the key, his first of the season, to give the Jayhawks a 23-16 advantage with 6:23 left in the half. KU then went 6-of-7 from the free throw line in the last five minutes of the half, which included an and-one bucket from freshman Devon Dotson, helping KU take a 34-27 lead into the intermission.

The Kansas defense took the reins in the early minutes of the second half. KU kept the Wildcats off the scoreboard over the first four minutes after the restart, forcing K-State to start the half going 0-for-10 from the field. That stretch included two blocks from Lightfoot. Meanwhile, the KU offense continued to hum along. Grimes' second 3-pointer of the night got the Jayhawks' lead to 41-27 before four minutes were gone in the second frame.

The Jayhawk lead never shrank to fewer than 10 points from there on out as KU limited the Wildcats to just six field goals over the final 13 minutes.

Lawson finished the night with his league-leading 17th double-double, scoring 18 points and pulling down 14 rebounds to go along with five assists. Dotson added 16 points and 5-of-5 shooting from the free throw line. Grimes was the third player to score in double-figures, notching 12 points which included 3-of-6 from beyond the arc.

KANSAS STATE LEFTOVERS & NOTABLES

- The win gave KU 21 victories for the 30th-straight season, beginning in 1989-90.
- The win also gave KU 10 league victories for the 25th-straight year, beginning in 1994-95 and would add to its nation's longest active 10-win streak.
- KU improved to 91-12 following a loss in the Bill Self era, including 6-1 this season. Since the 2013-14 season, KU is now 41-4 following a loss.
- The Jayhawks held their opponent to under 59 points for the fourth time this season, the Jayhawks are 4-0 in those games with a 166-1 clip in the Self era.
- K-State's 49 points marked the lowest by a conference opponent since the Jayhawks limited Texas Tech to 42 points on March 4, 2013. It was also the fewest points by a team in the KU-KSU series since Kansas held the Wildcats to 49 points in a KU win on January 4, 2012.
- Kansas limited Kansas State's three senior starters (Brown, Stokes, Wade) to 24 points while going 8-for-25 from the field. The trio entered the day averaging 38.9 points per game.
- Redshirt-junior F Detric Lawson tallied a team-high 18 points along with a team-high 14 rebounds, marking the 17th double-double of the season and the 53rd of his career.
- Lawson is now tied for eighth place for most double-doubles in a single season by a Jayhawk with Dave Robisch, who tallied 17 in 1971.
- Freshman G Devon Dotson swiped his 40th steal of the season, moving him into a tie with Jeff Boschee for 10th all-time in a single season as a freshman.
- Junior forward Mitch Lightfoot recorded three blocks in a game for the 10th time in his career. He has now swatted three shots in three of his last four games.

DOTSON COMING OF AGE IN LEAGUE PLAY

Freshman point guard Devon Dotson is quietly putting together a stellar debut season for the Jayhawks and has established himself as one of the top-performing freshmen in the nation. His stats in Big 12 play back that up. The Raleigh, North Carolina product is one of only three true freshmen in NCAA DI to be averaging 13+ ppg, 4+ apg and 4+ rpg in league play.

If you throw in Dotson's 47 percent field goal percentage and 43 percent 3-point-percentage in his 15 Big 12 outings, he becomes the only freshman in the nation to boast those five stats. Dotson was named the CBS/USBWA Wayman Tisdale National Freshman of the Week on Feb. 12 following a 25-point, 10-rebound outing at TCU (2/11). He has also scored 15 or more points in five of his last seven outings.

NCAA DI FRESHMAN W/ 13 PPG, 4 RPG, 4 APG IN CONFERENCE PLAY

PLAYER	GMS	RPG	APG	PPG
R.J. Barrett (Duke)	15	7.4	4.3	23.4
Jalen Pickett (Sienna)	16	4.7	6.3	15.8
Devon Dotson (Kansas)	15	4.1	4.0	13.1

Through games played on Feb. 27, 2019



NCAA TOP-150



BIG 12 TOP-10

STATISTIC RANKINGS

(as of 2.27.2019)

	STAT	NCAA	BIG 12
W-L%	.750	40th	2nd
SCORING	75.9	99th	2nd
SCORING DEFENSE	69.9	139th	7th
SCORING MARGIN	+6.1	81st	5th
REBOUNDING	37.3	78th	4th
REBOUNDING DEF.	35.7	-	9th
REBOUNDING MARGIN	+1.6	135th	7th
ASSISTS	13.6	-	6th
ASSIST-TO RATIO	1.0	-	9th
TURNOVER MARGIN	+0.4	-	5th
STEALS	6.9	103rd	5th
BLOCKED SHOTS	3.8	124th	7th
FG%	46.9	56th	2nd
FG% DEF.	40.5	29th	3rd
3FG MADE	7.5	-	6th
3FG%	36.2	90th	3rd
3FG% DEF.	34.0	-	7th
FT%	69.0	-	5th

INDIVIDUAL (ALL GAMES)

SCORING

Detric Lawson	19.0	69th	1st
---------------	------	------	-----

FIELD GOAL PERCENTAGE (MIN. 5 MADE PER GAME)

Detric Lawson	49.2	129th	3rd
Lagerald Vick	47.6	-	5th

FREE THROWS MADE

Detric Lawson	124	75th	1st
Devon Dotson	90	-	4th

FREE THROWS ATTEMPTED

Detric Lawson	158	90th	1st
---------------	-----	------	-----

FREE THROW PERCENTAGE

Devon Dotson	80.4	-	4th
Detric Lawson	78.5	-	5th

3-POINT FIELD GOALS MADE PER GAME

Lagerald Vick	2.9	60th	2nd
---------------	-----	------	-----

3-PT FIELD GOAL PERCENTAGE (MIN. 2.5 MADE PER GAME)

Lagerald Vick	45.5	11th	1st
---------------	------	------	-----

REBOUNDING

Detric Lawson	10.3	13th	1st
---------------	------	------	-----

DEFENSIVE REBOUNDS

Detric Lawson	7.3	26th	1st
---------------	-----	------	-----

OFFENSIVE REBOUNDS

Detric Lawson	3.0	41st	2nd
---------------	-----	------	-----

STEALS

Marcus Garrett	1.7	96th	3rd
Devon Dotson	1.4	-	6th

DOUBLE-DOUBLES

Detric Lawson	17	9th	1st
---------------	----	-----	-----

2018-19 ACCOLADES

TEAM

NIT Season Tip-Off Champion
Preseason No. 1 in Associated Press Poll
Preseason No. 1 in *USA TODAY* Coaches' Poll
Preseason No. 1 in Big 12 Conference Coaches' Poll

OCHAI AGBAJI

Big 12 Newcomer of the Week (2.4.19)

UDOKA AZUBUIKE

Academic All-Big 12 First Team
Kareem Abdul-Jabbar Center of the Year Award Candidate (1 of 20)
Preseason All-Big 12 Honorable Mention

DEVON DOTSON

USBWA Wayman Tisdale Freshman of the Week (2.12.19)
Big 12 Newcomer of the Week (12.31.18)
Bob Cousy Point Guard of the Year Award Candidate (1 of 20)

QUENTIN GRIMES

Big 12 Newcomer of the Week (11.12.18)
Wooden Award Preseason Watch List (1 of 50)
Naismith Trophy Watch List (1 of 50)
Jerry West Shooting Guard of the Year Candidate (1 of 20)
Preseason Big 12 Freshman of the Year
Preseason All-Big 12 Honorable Mention

DEDRIC LAWSON

Naismith Trophy Midseason Team (1 of 30)
co-Big 12 Newcomer of the Week (2.11.19)
Karl Malone Power Forward of the Year Award Watch List (1 of 10)
Oscar Robertson Trophy Final Midseason Watch List (1 of 12)
Wooden Award Late Season Watch List (1 of 20)
co-Big 12 Newcomer of the Week (1.28.19)
Sporting News Midseason First Team All-American (1.15.19)
Big 12 Newcomer of the Week (1.14.19)
Wooden Award Midseason Watch List (1 of 25)
Big 12 Player of the Week (12.26.18)
Oscar Robertson Trophy Midseason Watch List (12.21.18)
Big 12 Newcomer of the Week (12.17.18)
Big 12 Newcomer of the Week (12.3.18)
Big 12 Player of the Week (11.26.18)
NIT Season Tip-Off MVP & All-Tournament Team
Big 12 Player of the Week (11.12.18)
Wooden Award Preseason Watch List (1 of 50)
NABC Player of the Year candidate (1 of 20)
Naismith Trophy Watch List (1 of 50)
Preseason Associated Press All-America
Karl Malone Power Forward of the Year Award Candidate (1 of 20)
Preseason All-Big 12 First Team

CHARLIE MOORE

Academic All-Big 12 First Team

LAGERALD VICK

Big 12 Player of the Week (12.3.18)
NIT Season Tip-Off All-Tournament Team
Big 12 Player of the Week (11.19.18)

KU NAVIGATING THE TOUGHEST SLATE IN THE NCAA

The NCAA Evaluation Tool ("NET") has shown that, not only have the Jayhawks endured the strongest schedule in the nation, but have tallied some of the more impressive wins among the 353 teams in Division I. Kansas's strength of schedule ranks No. 1 in the latest NET breakdown, with the Jayhawks playing opponents that have an average NTE ranking of 58th, a figure that leads the nation.

The Jayhawks have also collected some impressive wins during this gauntlet of a schedule, claiming 10 wins against teams in "Quadrant 1" (Home 1-30, Neutral 1-50, Away 1-75). KU is one of only two teams in the nation with double-figure Quad 1 wins (Michigan State - 11).

TOP-5 STRENGTH OF SCHEDULE RANKINGS

SOS	TEAM	AVG OPP. NET (RNK)	QUAD 1 RECORD
1	KANSAS	58 (1st)	10-6
2	Duke	86 (12th)	8-2
3	Louisville	92 (20th)	4-9
4	Penn State	75 (5th)	2-12
5	North Carolina	92 (20th)	7-5

LAWSON COLLECTION OF MIDSEASON WATCH LISTS GROWS

Redshirt-junior Dedric Lawson has a quickly growing collection of midseason accolades that have him among a small list of players on watch for national awards come season's end. Here is a quick rundown of the recent announcements that included Lawson:

- Lawson was named to the 2018-19 *Sporting News* Midseason All-America First Team, the publication announced Jan. 15. Last year, 11 of the 15 players on the midseason team made on the final ballot.
- On Feb. 4, Lawson was named to the **John R. Wooden Award** presented by Wendy's Late Season Top 20 list by the Los Angeles Athletic Club. Kansas has had representation each of the last two seasons at the Wooden Award ceremony as Frank Mason III won the award in 2017 and Devonte' Graham was a finalist last year. Lawson is vying to become the third Jayhawk to win the honor with Mason in 2017 and Danny Manning in 1988.
- On Feb. 6, Lawson was named one of 12 to the **Oscar Robertson Trophy** Final Midseason Watch List by the USBWA. Like the Wooden, the Oscar Robertson Trophy recognizes the national player of the year. Frank Mason III was the first KU player to win the Oscar Robertson Trophy in 2017.
- On Feb. 7, Lawson was named one of 10 finalists for the **Karl Malone Power Forward of the Year** by the Naismith Hall of Fame. Established in 2015, the Karl Malone Power Forward of the Year will be narrowed down to five finalists with the winner being named April 12, 2019.
- On Feb. 13, Lawson was one of 30 named to the **Naismith Trophy** Midseason Team by the Atlanta Tip Off Club. KU's Frank Mason III won the honor in 2017 as did Danny Manning in 1988. The Naismith Trophy will narrow down its nominees to 10 on March 6 and later will announce its four finalists.

YOUTH MOVEMENT

Kansas has one of the youngest teams in the nation having started four freshmen in each of its last five games. In KU's 15 conference games, the Jayhawk freshmen have accounted for 46 percent of the minutes played and 41.9 percent of the scoring.

KANSAS CLASS BREAKDOWN IN BIG 12 PLAY

CLASS	MIN PLAYED %	PTS SCORED %
Senior	10.1%	11.6%
Junior	23.1%	29.4%
Sophomore	20.8%	17.1%
Freshman	46.0%	41.9%

KANSAS STREAKING AT HOME (AGAIN)

The Jayhawks are once again building an impressive winning streak on their home court, something that has been a common occurrence in Lawrence over recent decades. KU has won 20-straight home games, 19 of which have come at Allen Fieldhouse (Dec. 8, 2018 win at Sprint Center considered a home game). The streak currently ranks as the fifth-longest active among NCAA DI schools. KU's last home loss came to Oklahoma State on Feb. 3, 2018.

Kansas has posted home-court winning streaks of 20 games or more 14 times, with 10 of those streaks coming at Allen Fieldhouse. The program record is 69-straight home wins from Feb. 7, 2007 to Jan. 22, 2011. That streak is a Big 12 record and the 11th-longest in NCAA DI history.

NCAA DI LONGEST ACTIVE HOME COURT WINNING STREAKS

TEAM	STREAK	STARTED	NEXT HOME GAME
Houston	32	11/10/17	vs. UCF (3/2)
Buffalo	25	12/09/17	vs. Bowling Green (3/8)
Tennessee	24	1/06/18	vs. Kentucky (3/2)
Gonzaga	22	1/27/18	None this season
KANSAS	20	2/6/18	vs. Baylor (3/9)

KANSAS VS. TOP-25 TEAMS

With its win versus then-No. 23 Kansas State (2/25), Kansas is 8-3 against top-25 teams in 2018-19. Under Bill Self, KU is 98-48 against AP-ranked opponents. In his first 16 seasons at KU, Self's Jayhawks have collected four wins or more over top-25 ranked foes in 13 of those seasons, which includes a 43-19 record from 2014-present.

KU's record against top-10 ranked opponents is even more impressive. KU is 18-5 against foes ranked inside the top-10 of the AP poll since 2013-14, including 2-1 this season and 4-1 in 2017-18. Last season, KU's top-10 wins included Kentucky, West Virginia, Texas Tech and Duke. Since Bill Self's first season, the Jayhawks are 13-3 against AP top-10 teams inside Allen Fieldhouse, which includes KU's current streak of nine-straight home victories against top-10 foes.

UP NEXT



at
OKLAHOMA
Tuesday, March 5
Norman, Okla.
Lloyd Noble Center (11,562)
8 p.m. (CT) | ESPN2

The Jayhawks will close out the road portion of the regular season when KU heads to Norman to meet the Oklahoma Sooners on Tuesday, March 5. Tip off is set for 8 p.m., on ESPN2.

Kansas leads the all-time series with Oklahoma 148-67, including a 70-63 win over the Sooners in this season's Big 12 opener on Jan. 2 in Lawrence. KU is 52-43 all-time in Norman, with each of those contests inside Lloyd Noble Center.

THIS DAY IN KANSAS BASKETBALL HISTORY

MARCH

2

Kansas is 16-8 all-time in games on March 2

March 2, 1957: The Jayhawks pulled loose from a tenacious Colorado squad over the last five minutes to clinch the 1957 Big Seven regular-season title in front of a sellout crowd of 7,000 in Boulder. The game was tied at 53-53 with 5:38 remaining before Wilt Chamberlain hit 7-of-9 free throws down the stretch to lift KU to the 68-57 win. Chamberlain ended his day with 31 points, including a 15-for-21 clip from the charity stripe. Kansas went on to finish the season at 24-3 and 11-1 in league play, advancing to the NCAA Tournament national final before falling to North Carolina by a point in triple overtime. Chamberlain averaged 29.6 ppg in his first season playing for the KU varsity.

KU VS. AP TOP-25 TEAMS UNDER SELF

SEASON	RECORD	VS. TOP-10
2018-19	8-3	2-1
2017-18	8-4	4-1
2016-17	6-3	5-1
2015-16	12-4	4-1
2014-15	10-6	0-1
2013-14	7-2	3-0
2012-13	5-2	2-1
2011-12	7-5	6-4
2010-11	5-1	1-1
2009-10	8-1	2-0
2008-09	3-3	1-2
2007-08	5-2	3-0
2006-07	5-2	2-2
2005-06	3-3	1-2
2004-05	4-2	3-1
2003-04	2-5	1-2
TOTAL	98-48	40-20

DOUBLE-DOUBLE MACHINE

After his 18 points and 14 rebounds against No. 23 Kansas State (2/25), redshirt-junior F Dedric Lawson leads the Big 12 with 17 double-doubles this season, including six of his last 11 contests and nine in his last 16 outings. Lawson entered the 2018-19 season with 36 double-doubles in his two seasons at Memphis. He had 17 as a freshman in 2015-16 and 19 as a sophomore in 2016-17.

Lawson's 53 career double-doubles are fourth on the NCAA Division I active list. Lawson is the only non-senior on the NCAA Division I top-10 list.

Lawson is also already making his impact on the Kansas single-season double-double chart. His 17 DDs are tied for eighth on the school's top-10 list of single-season double-doubles with Dave Robisch (1970-71). Lawson is two DDs from the top five. Thomas Robinson holds the record with 27 DDs in the 2011-12 season.

ACTIVE NCAA DI CAREER DOUBLE-DOUBLE LEADERS

RNK	PLAYER (TEAM)	GMS	DOUBLE-DOUBLES
1	James Thompson VI (E. Mich.)	128	71
2	Jordan Murphy (Minnesota)	125	64
3	Devontae Cacok (UNC-Willington)	126	56
4	Dedric Lawson (Memphis/Kansas)	93	53

Through games played on Feb. 27, 2019

KANSAS IN THE NATIONAL POLLS

Kansas remained inside the top-20 in the latest national polls released Feb. 25. KU checked in at No. 15 in the Associated Press and at No. 16 in the USA TODAY Coaches' polls.

Kansas has been ranked in each of the last 197 AP polls dating back to Feb. 3, 2009, which is the longest active streak in NCAA Division I. The Jayhawks have not been ranked outside the top-15

in the AP poll since Jan. 6, 2014, a streak now measuring over five-plus seasons. Kansas also been listed in the top-25 of the Coaches' polls for 205-straight weeks, a figure which also leads the nation.

AZUBUIKE, MOORE NAMED TO ACADEMIC ALL-BIG 12

Kansas men's basketball junior Udoka Azubuike and redshirt-sophomore Charlie Moore have been named to the Academic All-Big 12 First Team, announced by the league office on Feb. 28.

This is the second-straight season Azubuike, from Delta, Nigeria, has been named Academic All-Big 12 as he was a second-team selection in 2017-18. Moore, from Chicago, is earning the honor for his first time which is also the first time he was eligible. A total of 34 men's basketball student-athletes were named to the 2019 team with Azubuike and Moore being two of the 20 first-team honorees.

Kansas has a league-leading 59 all-time Academic All-Big 12 honorees since the inception of the conference in 1996-97. Texas is second with 54 and Oklahoma third with 50. KU has 44 Academic All-Big 12 First Team honorees and 15 second-team selections.

TOUGH COMPETITION

Many talk about how tough the Kansas schedule is for 2018-19. One look at KU's nonconference opponents shows that six foes were preseason selections in their respective league races, with an additional five picked for second-place finishes.

KU'S NONCON OPPONENTS IN PRESEASON LEAGUE POLLS

CONFERENCE	OPPONENT	PRESEASON PICK
America East	Vermont (<i>W, 86-68</i>)	1st
Big East	Villanova (<i>W, 74-71</i>)	1st
	Marquette (<i>W, 77-68</i>)	2nd
Big Ten	Michigan St. (<i>W, 92-87</i>)	1st
Mid-American	Eastern Michigan (<i>W, 87-63</i>)	1st
Pac-12	Arizona State (<i>L, 76-80</i>)	6th
	Stanford (<i>W, 90-84 ot</i>)	9th
SEC	Kentucky (<i>L, 63-71</i>)	1st
	Tennessee (<i>W, 87-81 ot</i>)	2nd
Southern	Wofford (<i>W, 72-47</i>)	2nd
Summit	South Dakota (<i>W, 89-53</i>)	2nd
Sun Belt	Louisiana (<i>W, 89-76</i>)	2nd
WAC	New Mexico St. (<i>W, 63-60</i>)	1st

Preseason polls included both those from coaches and media panels

TOP-10 TRIUMPHS

The loss at then-No. 8 Kentucky on Jan. 26, ended one of the more remarkable regular-season streaks in the nation. The Jayhawks won 13-straight regular-season games over teams ranked in the top-10 of the AP poll, which included two wins this season (92-87 vs. then-No. 10 Michigan St., 87-81 vs. then-No. 5 Tennessee). Since the 1996-97 season, no other team in the nation has strung together more than seven regular-season wins over top-10 foes. Prior to the Kentucky loss, KU's last regular-season loss to a top-10 came to then-No. 1 Kentucky in the 2014 Champions Classic (11/18/14).

Pay Heed, All Who Enter:
BEWARE OF "THE PHOG"

NATIONAL CHAMPIONS

1922, 1923, 1952, 1988, 2008

BIG 12 CHAMPIONS

1997*, 1998*, 1999^, 2002, 2003, 2005,
2006*, 2007*, 2008*, 2009, 2010*, 2011*,
2012, 2013*, 2014, 2015, 2016*, 2017, 2018*

*Regular season titles listed
* - Regular season & tournament champions
^ - Tournament champions only*

- Kansas has 2,269 all-time victories, second most in NCAA Division I history (Kentucky - 2,285).
- From the 2008-09 season to the present (11 seasons) Kansas has held 370 of its 397 opponents under 50 percent shooting.
- KU has held opponents to fewer than 100 points in 584 of its last 586 games. The last team to score 100 on Kansas in a 40-minute game was Oklahoma (100-78) on Feb. 27, 1990.
- The Jayhawks have not been slotted outside the top-15 in the Associated Press Top-25 poll since Jan. 6, 2014. A streak which now spans over more than five seasons.
- The Jayhawks have won 20 of their last 22 regular-season games against AP top-10 teams. Under Bill Self, KU is 40-20 against top-10 opponents, a figure that includes postseason play.
- KU has won at least 12 league games for 18-straight years, which is the longest active streak in the nation.
- Kansas won its 1,000th all-time conference game with a 83-50 win against Texas Tech (2/18/12). The Jayhawks won their 300th Big 12 game vs. Oklahoma (2/19/18).
- Each KU senior class since 1986-87 has won at least 100 games. Last year's fourth-year seniors Devonte' Graham and Sviatoslav Mykhailiuk amassed 121 wins.
- Entering 2018-19, Bill Self has won 25 or more games in each of his last 13 seasons as a head coach.
- Kansas is the only team in the Big 12 to have a .500 winning percentage or better series record against every conference foe.
- Kansas is first in the conference in wins with a 312-69 record in Big 12 regular-season games. Texas is next at 232-148. Including the league postseason championship, Kansas is tops at 356-80, while Texas is second at 257-170.
- KU is the only Big 12 school to have won a regular-season championship with two different coaches (Roy Williams and Bill Self).
- Under Bill Self, Kansas is 127-8 (94.1 percent) in Big 12 home games: 8-0 in 2004, 7-1 in 2005, 7-1 in 2006, 7-1 in 2007, 8-0 in 2008, 8-0 in 2009, 8-0 in 2010, 7-1 in 2011, 9-0 in 2012, 8-1 in 2013, 9-0 in 2014, 9-0 in 2015, 9-0 in 2016, 8-1 in 2017, 7-2 in 2018 and 8-0 in 2019.
- Under Bill Self, Kansas has experienced only one regular-season conference sweep by a Big 12 opponent. In 108 regular-season Big 12 home-and-home series during the Self era, Kansas has 71 sweeps, 36 splits and has been swept once.

KU BY THE NUMBERS

14	Consecutive conference regular-season titles - 2005-06-07-08-09-10-11-12-13-14-15-16-17-18, a KU record and the longest in NCAA history.
15	30+ win seasons, including 2017-18, which ties an NCAA record.
16	Streaks of 10 or more consecutive wins in the Bill Self era, including the 10-straight to start the 2018-19 season.
18	Big 12 Conference regular-season championships for KU in the league's 22-year existence.
19	Undefeated home seasons at Allen Fieldhouse, including 2007-08, 2008-09, 2009-10, 2011-12, 2014-15, and 2015-16 under Bill Self.
20	Times a KU player or coach has been inducted into the Naismith Basketball Hall of Fame, which includes current head coach Bill Self.
23	Championships for Kansas in the Bill Self era - 14 Big 12 regular-season titles, eight Big 12 postseason championships and one NCAA.
23	Or more victories for Kansas in each of the past 29 seasons beginning in 1989-90.
25	Consecutive seasons Kansas has won 10 or more league games, starting in 1995 (56 times overall), which is the longest active streak in the nation.
29	Consecutive seasons KU has made the NCAA Tournament, the longest active streak in the nation and best all-time.
30	Consecutive seasons Kansas has won 20 or more games, including 2018-19 , the longest active streak in the NCAA, which began in 1989-90.
30	Consensus All-America First Team selections, including Devonte' Graham in 2017-18, the most of any NCAA Division I school.
31	Consecutive seasons Kansas has led its conference in home attendance, beginning in 1986-87.
61	Conference regular-season championships, most in NCAA Division I.
130.4	Decibels reached inside of Allen Fieldhouse on Feb. 13, 2017, when the arena broke the Guinness Book of World Records mark for loudest crowd roar at an indoor sports event.
197	Kansas victories from the 2006-07 to 2011-12 seasons, the most in NCAA Division I history in a six-year span.
290	Consecutive sellouts in Allen Fieldhouse, dating back to 2001-02.
468	Victories for Bill Self, now in his 16th season at Kansas. He was the fastest KU coach to reach 450 wins and is the second-winningest coach in KU history.
787	All-time Kansas victories inside Allen Fieldhouse. The historic building opened in 1955 and KU holds a 787-113 record in its home venue.
2,269	All-time Kansas men's basketball victories; second-most in NCAA Division I history.

Even more impressive, prior to its Champions Classic loss to the Wildcats in 2014, the Jayhawks amassed a streak of seven-straight regular-season top-10 victories. This means that Kansas is an astounding 20-2 in its last 22 regular-season contests against top-10 ranked squads. Since Bill Self took the reins of the Jayhawks in 2003, KU is 40-20 against top-10 teams, which includes postseason play.

LONGEST REGULAR-SEASON WIN STREAKS VS. AP TOP-10 OPPONENTS (SINCE 1996-97)

SCHOOL	CONSEC. WINS	DATES
KANSAS	13	1/4/16 - 1/26/19
Duke	7	2/28/98 - 2/3/99
Kentucky	7	1/29/02 - 1/3/2004
Syracuse	7	11/20/09 - 12/07/10
KANSAS	7	2/8/12 - 1/18/14

CONFERENCE SUCCESS

Kansas entered conference play having won 18 of the 22 Big 12 regular-season titles (includes ties), including the last 14, which is an NCAA record. Kansas' 61 conference titles are the most in NCAA Division I. Kentucky is second with 54 and Penn third at 37. KU's 14-straight league titles, all under head coach Bill Self, is the longest active streak in NCAA Division I and the longest streak in school history.

CONSECUTIVE REG. SEASON TITLES

#	TEAM	CONFERENCE	SEASONS
14	KANSAS	Big 12	2005-18
13	UCLA	PAC-10	1967-79
11	Gonzaga	West Coast	2001-11
10	Connecticut	Yankee	1951-60

PRESEASON BIG 12 POLL

For the eighth-straight season and 18th time in the 23-year history of the league, Kansas topped the men's basketball Big 12 Preseason Poll, announced by the league office Oct. 19. The Jayhawks received all of the possible nine first-place votes in 2018-19 for the fourth-consecutive season.

KU has captured 18 outright or shared Big 12 regular-season championships in the previous 22 campaigns. The program's 14 consecutive, from 2005-present, and 61 overall conference titles are both NCAA records.

In the previous 17 occurrences Kansas has been named the preseason favorite, the Jayhawks won the Big 12 regular-season on 15 occasions.

PRESEASON BIG 12 COACHES POLL

RNK	TEAM (1ST PLACE VOTES)	POINTS
1	KANSAS (9)	81
2	Kansas State (1)	72
3	West Virginia	61
t4	TCU	54
t4	Texas	54
6	Iowa State	41
7	Texas Tech	36
8	Oklahoma	21
9	Baylor	20
10	Oklahoma State	10

KU SIGNS TWO IN EARLY SIGNING PERIOD

Combo guards Issac "Mackey" McBride and Christian Braun signed a National Letter of Intent to play men's basketball at Kansas, KU coach Bill Self announced Nov. 14.

A 6-foot-1, 180-pound guard from Little Rock, Arkansas, McBride has rewritten the record book at Baptist Preparatory School. In guiding Baptist Prep to three-straight state championships, McBride set the school's single-season scoring record with 707 points his sophomore year in 2016-17. As a junior, he broke his own

mark by scoring 883 points in 2017-18, which included a school-record 46-point game. In that, McBride averaged 24.5 points, 4.0 rebounds, 2.5 assists and 1.6 steals per game in 2017-18.

McBride is a two-time all-state selection and was the most valuable player of the last two state tournaments his sophomore and junior seasons. A four-star recruit who is ranked 109 by Rivals.com, McBride is the highest-ranked player in the state of Arkansas. He plays AAU basketball for the Arkansas Hawks.

Originally from Burlington, Kansas, Braun (6-foot-6, 180 pounds) moved to Overland Park, Kansas, his freshman year high school and has won back-to-back 6A state championships his sophomore and junior seasons at Blue Valley Northwest High School. A four-star prospect who is ranked No. 112 by Rivals.com, last year Braun averaged 14.2 points, 5.1 rebounds and 3.1 assists as a junior at Blue Valley Northwest. Braun plays for MoKan on the AAU circuit.

WHAT TO LOOK FOR IN 2018-19

- Senior G Legerald Vick has 1,100 career points, which is 46th on the KU all-time scoring list. Vick is 28 points from 45th place (Wayne Hightower; 1,128 from 1960-61).
- Vick has 167 career 3-pointers made which ranks 13th on the KU career list. He is 13 3-pointers from the top 10.
- Dedric Lawson is making his mark on the KU record books, now with 17 double-doubles as a Jayhawk. That figure ranks tied for eighth on the school's all-time single-season list. Thomas Robinson holds the single-season record with 27 double-doubles during the 2012 season.
- Lawson has also pulled down 912 career rebounds (624 at Memphis and 288 at Kansas) in 93 games, a mark that ranks him 16th on the NCAA DI active list. He is the only active player in the top 20 to have 800-plus rebounds in under 100 career games.
- Lawson's 9.8 career-rebound average is second on the NCAA Division I active players' list.
- Kansas is one victory shy from winning its 1,100th conference game. All-time, the Jayhawks are 1,099-533 in league play, including 311-67 in the Big 12 era which started in 1996-97.
- The Jayhawks have featured the Big 12's Player of the Year each of the last two seasons (Frank Mason III - 2017, Devonte' Graham - 2018). Since the league's inception in 1996-97, no team has featured the conference player of the year in three-consecutive seasons.
- KU will look to feature a consensus First Team All-American for the third-straight year, something that has not occurred in the program since 1922-25. Since 1990, only six NCAA DI programs have boasted a consensus First Team AA in three-straight seasons.

JAYHAWKS IN THE NBA



CHEICK DIALLO
6-9 | 220 | New Orleans | KU from 2015-16

2018-19 STATS			
PPG	RPG	BLKPG	PER
5.1	4.3	0.6	18.55


CAREER		
PPG	RPG	BLKPG
5.0	4.2	0.5



MARKIEFF MORRIS
6-9 | 235 | Oklahoma City | KU from 2009-11

2018-19 STATS			
PPG	RPG	BLKPG	PER
11.0	5.0	0.6	12.09


CAREER		
PPG	RPG	BLKPG
11.8	5.6	0.6



JOEL EMBIID
7-0 | 250 | Philadelphia | KU from 2013-14

2018-19 STATS			
PPG	RPG	BLKPG	PER
27.3	13.5	1.9	25.51


CAREER		
PPG	RPG	BLKPG
24.0	11.2	2.0



SVI MYKHAILIUK
6-8 | 205 | Detroit | KU from 2015-18

2018-19 STATS			
PPG	APG	RPG	PER
3.3	0.9	0.9	5.94


CAREER		
PPG	APG	RPG
3.3	0.9	0.9



DEVONTE' GRAHAM
6-2 | 185 | Charlotte | KU from 2015-18

2018-19 STATS			
PPG	APG	RPG	PER
4.4	2.2	1.2	10.70

CAREER		
PPG	APG	RPG
4.4	2.2	1.2



KELLY OUBRE JR.
6-7 | 205 | Phoenix | KU from 2014-15

2018-19 STATS			
PPG	APG	RPG	PER
14.3	1.1	4.5	14.48


CAREER		
PPG	APG	RPG
9.0	0.8	3.6



JOSH JACKSON
6-8 | 200 | Phoenix | KU from 2016-17

2018-19 STATS			
PPG	APG	RPG	PER
11.1	2.3	4.2	10.56

CAREER		
PPG	APG	RPG
12.2	1.9	4.4



WAYNE SELDEN JR.
6-5 | 230 | Chicago | KU from 2013-16

2018-19 STATS			
PPG	APG	RPG	PER
6.2	1.3	1.7	8.41

CAREER		
PPG	APG	RPG
7.1	1.5	1.6



FRANK MASON III
5-11 | 190 | Sacramento | KU from 2014-17

2018-19 STATS			
PPG	APG	RPG	PER
4.9	2.4	1.1	12.75


CAREER		
PPG	APG	RPG
6.7	2.7	2.0



ANDREW WIGGINS
6-8 | 194 | Minnesota | KU from 2013-14

2018-19 STATS			
PPG	APG	RPG	PER
17.7	2.4	4.9	12.05

CAREER		
PPG	APG	RPG
19.4	2.1	4.2



MARCUS MORRIS
6-9 | 235 | Boston | KU from 2009-11

2018-19 STATS			
PPG	RPG	BLKPG	PER
14.5	6.1	0.3	15.52

CAREER		
PPG	RPG	BLKPG
11.5	4.6	0.3

PER or Player Efficiency Ranking is the overall rating of a player's per-minute statistical production. The league average is 15.00.

NBA JAYHAWKS SCHEDULE (MARCH 1-3)

FRIDAY, MARCH 1

Away	Home	Time (CT)	TV
Chicago	Atlanta	6:30 PM	
Charlotte	Brooklyn	6:30 PM	
New Orleans	Phoenix	8:00 PM	
Clippers	Sacramento	9:00 PM	

SATURDAY, MARCH 2

Away	Home	Time (CT)	TV
Orlando	Indiana	6:00 PM	
Brooklyn	Miami	6:30 PM	
Golden State	Philadelphia	7:30 PM	ABC
Oklahoma City	San Antonio	7:30 PM	
New Orleans	Denver	8:00 PM	
Los Angeles	Phoenix	8:00 PM	

SUNDAY, MARCH 3

Away	Home	Time (CT)	TV
Portland	Charlotte	12:00 PM	
Atlanta	Chicago	2:30 PM	
Minnesota	Washington	5:00 PM	
Memphis	Oklahoma City	6:00 PM	NBATV



JAYHAWKS CURRENTLY IN THE NBA (11)

PLAYER	YEARS AT KU	NBA SEASON	CURRENT TEAM
Cheick Diallo	2015-16	3rd	New Orleans
Joel Embiid	2013-14	4th	Philadelphia
Devonte' Graham	2015-18	1st	Charlotte
Josh Jackson	2016-17	2nd	Phoenix
Frank Mason III	2014-17	2nd	Sacramento
Marcus Morris	2009-11	8th	Boston
Markieff Morris	2009-11	8th	Oklahoma City
Svi Mykhailiuk	2015-18	1st	Detroit
Kelly Oubre Jr.	2014-15	4th	Phoenix
Wayne Selden Jr.	2013-16	3rd	Chicago
Andrew Wiggins	2013-14	5th	Minnesota

JAYHAWKS IN THE NBA DRAFT (Bill Self era)

YEAR	PLAYER	ROUND / OVERALL	TEAM
2005	Wayne Simien	1st / 29th	Miami
2007	Julian Wright *	1st / 13th	New Orleans
2008	Brandon Rush *	1st / 13th	Portland
2008	Darrell Arthur	1st / 27th	New Orleans
2008	Mario Chalmers	2nd / 34th	Minnesota
2008	Darnell Jackson	2nd / 52nd	Miami
2008	Sasha Kaun	2nd / 56th	Seattle
2010	Xavier Henry *	1st / 12th	Memphis
2010	Cole Aldrich *	1st / 11th	New Orleans
2011	Marcus Morris *	1st / 13th	Houston
2011	Markieff Morris *	1st / 14th	Phoenix
2011	Josh Selby	2nd / 49th	Memphis
2012	Thomas Robinson *	1st / 5th	Sacramento
2012	Tyshawn Taylor	2nd / 41st	Portland
2013	Ben McLemore *	1st / 7th	Sacramento
2013	Jeff Withey	2nd / 39th	Portland
2014	Andrew Wiggins *	1st / 1st	Cleveland
2014	Joel Embiid *	1st / 3rd	Philadelphia
2015	Kelly Oubre Jr.	1st / 15th	Atlanta
2016	Cheick Diallo	2nd / 33rd	New Orleans
2017	Josh Jackson *	1st / 4th	Phoenix
2017	Frank Mason III	2nd / 34th	Sacramento
2018	Devonte' Graham	2nd / 34th	Charlotte
2018	Svi Mykhailiuk	2nd / 47th	Los Angeles

* - lottery pick (top 14)

QUICK FACTS - JAYHAWKS IN THE NBA

- 74 Jayhawks have competed at the NBA level, including 28 who were coached by **Bill Self** at KU and 12 currently in the league.
- **Bill Self** has coached 24 NBA Draft picks at KU, including 10 lottery picks.
- 33 Jayhawks have been picked in the first round of the NBA Draft.
- 12 Jayhawks have won 18 NBA titles, most recently Sasha Kaun with the 2015-16 Cleveland Cavaliers.
- Three Jayhawks have earned NBA Finals MVP honors: **Wilt Chamberlain** (1972, L.A. Lakers), **Jo Jo White** (1976, Boston) and **Paul Pierce** (2008, Boston).
- **Wilt Chamberlain** earned NBA MVP honors four times (1960, 1966, 1967, 1968) in his 15-year NBA career.
- 16 Jayhawks have had NBA careers lasting 10 seasons or longer.



BILL SELF

HEAD COACH

Oklahoma State '85
16th Season at Kansas
26th Season Overall

Family: Cindy (wife), Lauren (daughter),
Tyler (son), Ella (granddaughter)

CAREER RECORD // YEAR-BY-YEAR

YEAR	OVERALL W-L / %	CONF. W-L / %	NOTE
ORAL ROBERTS (1993-97)			
1993-94	6-21 .222	- -	None
1994-95	10-17 .370	- -	None
1995-96	18-9 .667	- -	None
1996-97	21-7 .750	- -	NIT
TULSA (1997-2000)			
1997-98	19-12 .613	9-5 .643	3rd WAC
1998-99	23-10 .697	9-5 .643	t-1st WAC / NCAA Rnd of 32
1999-00	32-5 .865	12-2 .857	1st WAC / NCAA Elite Eight
ILLINOIS (2000-03)			
2000-01	27-8 .771	13-3 .813	t-1st Big Ten / NCAA Elite Eight
2001-02	26-9 .743	11-5 .688	t-1st Big Ten / NCAA Sweet 16
2002-03	25-7 .781	11-5 .688	* 2nd Big Ten / NCAA Rnd of 32
KANSAS (2003-present)			
2003-04	24-9 .727	12-4 .750	2nd Big 12 / NCAA Elite Eight
2004-05	23-7 .767	12-4 .750	t-1st Big 12 / NCAA Rnd of 64
2005-06	25-8 .758	13-3 .813	* t-1st Big 12 / NCAA Rnd of 64
2006-07	33-5 .868	14-2 .875	* 1st Big 12 / NCAA Elite Eight
2007-08	37-3 .925	13-3 .813	* t-1st Big 12 / NCAA Champions
2008-09	27-8 .771	14-2 .875	1st Big 12 / NCAA Sweet 16
2009-10	33-3 .917	15-1 .938	* 1st Big 12 / NCAA Rnd of 32
2010-11	35-3 .921	14-2 .875	* 1st Big 12 / NCAA Elite Eight
2011-12	32-7 .821	16-2 .889	1st Big 12 / NCAA Runner-Up
2012-13	31-6 .838	14-4 .778	* t-1st Big 12 / NCAA Sweet 16
2013-14	25-10 .714	14-4 .778	1st Big 12 / NCAA Rnd of 32
2014-15	27-9 .750	13-5 .722	1st Big 12 / NCAA Rnd of 32
2015-16	33-5 .868	15-3 .833	* 1st Big 12 / NCAA Elite Eight
2016-17	31-5 .861	16-2 .889	1st Big 12 / NCAA Elite Eight
2017-18	31-8 .795	13-5 .722	* 1st Big 12 / NCAA Final Four
2018-19	21-7 .750	10-5 .667	
TOTAL	675-208 .764	283-76 .788	
KANSAS	468-103 .820	217-51 .810	22 Big 12 titles (14 reg. season, 8 tourney)
ILLINOIS	78-24 .765	35-13 .729	Three Big Ten titles (2 reg. season, 1 tourney)
TULSA	74-27 .733	30-12 .714	Two WAC titles / 4-2 NCAA tourney record
ORU	55-54 .505	- -	

* - won conference tournament

Note - Oral Roberts was independent during Self's tenure, so all games played at ORU were nonconference.

KANSAS RECORD // HOME-ROAD-NEUTRAL

	W	L	%
HOME (AFH) AT KU	249	13	.950
HOME (SPRINT CENTER) AT KU *	9	3	.750
ROAD AT KU	108	54	.667
NEUTRAL AT KU	102	33	.756
TOTAL	468	103	.820

* Since 2007-08, regular-season games played at Sprint Center on the KU season-ticket package are considered home games.

In Conference Tournament (at Kansas)	39-12 (30-7)
In NCAA Tournament (at Kansas)	47-19 (37-14)
In Postseason Play (at Kansas)	86-31 (67-21)
In Overtime (at Kansas)	30-13 (23-9)

NATIONAL CHAMPION

2008



CONFERENCE CHAMPION

18 REGULAR SEASON TITLES
9 TOURNAY TITLES

HALL OF FAME CLASS OF 2017 INDUCTEE



TROPHY CASE

- **NCAA Championship title** (2008)
- **NCAA Final Four** (2008, 2012, 2018)
- **18 Regular Season Conference Titles:** 2 at Tulsa (1999, 2000); 2 at Illinois (2001, 2002); 14 at Kansas (2005, 2006, 2007, 2008, 2009, 2010, 2011, 2012, 2013, 2014, 2015, 2016, 2017, 2018)
- **9 Conference Tournament Titles:** 1 at Illinois (2003); 8 at Kansas (2006, 2007, 2008, 2010, 2011, 2013, 2016, 2018)

CAREER HONORS

- **Naismith Memorial Basketball Hall of Fame**
Class of 2017 inductee
- **National Coach of the Year** - 2000 (*Sporting News*; Wooden), 2009 (Yahoo! Sports; *Sporting News*; Athlon Sports; CBSSports.com; USBWA; AP; CBS/Chevrolet; ESPN.com), 2012 (*Sporting News*; Adolph Rupp; Naismith), 2016 (AP, Bleacher Report, *USA Today*)
- **Conference Coach of the Year** - 2000 (WAC), 2006 (Big 12), 2009 (Big 12), 2011 (Big 12), 2012 (co-Big 12), 2015 (Big 12 by AP), 2016 (Big 12 by AP), 2017 (Big 12), 2018 (co-Big 12 and AP)
- **Wooden Award "Legends of Coaching"** - 2013
- **Oklahoma Sports Hall of Fame** - 2013 induction
- **Wayman Tisdale Humanitarian Award** (USBWA) - 2014
- **Mannie Jackson - Basketball's Human Spirit Award** (Naismith Hall of Fame) - 2015
- **Winged Foot Award** (for national champion coach) - 2008
- **Naismith Coach of the Year Finalist** (Atlanta Tipoff Club) - 2000, 2001, 2002, 2003, 2009, 2012, 2017

NOTES

- Bill Self was named the eighth coach in Kansas basketball history on April 21, 2003.
- In September 2017, Self was inducted into the Naismith Memorial Basketball Hall of Fame in Springfield, Massachusetts.
- Self won his 600th career game on Dec. 6, 2016, with KU's 105-62 win against UMKC. He became the 46th coach in NCAA Division I to accomplish the feat and the ninth fastest.
- While at Kansas, Self has won a national championship, a KU- and NCAA-record 14-straight regular-season Big 12 Conference titles and eight league tournament championships.
- At Kansas, Self has won more regular-season league titles (14) than he has home losses (13) in Allen Fieldhouse. With KU's win versus Siena (11/18/16), Self became the winningest coach in Allen Fieldhouse, posting his 207th victory in the venue.
- In his first trip to the Final Four in 2008, Self's team won the title. Self is one of 11 active coaches in NCAA Division I to have won a national title. Kansas' 14-straight conference titles (2005-18) is the longest streak in NCAA Division I history.
- In Self's first 15 seasons at Kansas, he has coached 11 NBA Lottery selections including Andrew Wiggins and Joel Embiid, the No. 1 and No. 3 overall selections in the 2014 NBA Draft. Wiggins was the second-ever Jayhawk to go No. 1 with the other being Danny Manning in 1988.
- Self has guided his teams to 20-straight 23-win seasons dating back to 1998-99.
- Self's teams have won 18 league crowns in the last 20 years, including the 2018 title. The other two seasons resulted in runner-up conference finishes.
- Kansas' four-straight 30-win seasons from 2009-10 to 2012-13 are the most consecutive 30-win seasons in NCAA history (note: Memphis did it from 2006-09 yet later vacated the 2008 season).
- Self was the head coach for Team USA's U18 team that competed and won gold at the 2018 FIBA Americas Championship held in St. Catherines, Canada, in the summer of 2018.
- Self is one of five coaches in NCAA Division I history to have led three different teams - Tulsa, Illinois and Kansas - to the NCAA Elite Eight, including seven times with KU (2004-07-08-11-12-16-17). The other coaches are: Gene Bartow, John Calipari, Rick Pitino and Eddie Sutton.
- A 1985 graduate of Oklahoma State, Self began his coaching career as a graduate assistant at Kansas in 1985-86 under head coach Larry Brown. He then returned to his alma mater as an assistant for seven seasons under coaches Leonard Hamilton and Eddie Sutton. His first head coaching job was at Oral Roberts in 1993-94, then Tulsa (1997-98), Illinois (2000-03) and Kansas (2003-present).

MARCUS GARRETT

Sophomore • Guard • 6-5 • 195 • Dallas, Texas • Skyline HS



SEASON STATS

PPG	RPG	APG	FG%	3FG%	FT%
7.2	3.5	2.1	42%	28%	59%

LAST GAME VS. KANSAS STATE (2.25.19)

MIN	PTS	REBS	ASTS	BLKS	STLS
27	6	4	0	1	2

2017-18: Pulled down five or more rebounds in 12 games ... Had 12 games with multiple steals in 2017-18 ... Scored in double figures five times ... Recorded two double-doubles ... Had seven starts with six in Big 12 play ... Had a season-high 13 points vs. Texas Southern (11/21) ... co-Big 12 Newcomer of the Week (11/7) ... 2017 Texas HS Gatorade Player of the Year.

CAREER HONORS

Co-Big 12 Newcomer of the Week (11.13.17)

CAREER HIGHS

Points	20	vs. Texas (1.14.19)
Field Goals	8	vs. Iowa State (1.21.19) vs. Texas (1.14.19)
Field Goal Att.	13	vs. Marquette (11.21.18)
3PT Field Goals	3	vs. Texas (1.14.19) vs. Texas Southern (11.21.17)
3PT Field Goal Att.	5	vs. Texas Southern (11.21.17)
Free Throws	7	at Arizona State (12.22.18)
Free Throw Att.	8	at Arizona State (12.22.18) vs. Baylor (1.20.18)
Rebounds	11	vs. Texas Southern (11.21.17)
Assists	5	3x, last vs. Oklahoma (1.2.19)
Blocks	2	vs. Marquette (11.21.18) vs. Texas Southern (11.21.17)
Steals	6	at West Virginia (1.19.19)
Minutes	39	vs. Iowa State (1.21.19)

MISCELLANEOUS

	FR	SO	CAREER
Double-Doubles	2	-	2
10+ Points	5	5	10
20+ Points	0	1	1
5+ Rebounds	12	7	19
10+ Rebounds	2	-	2
5+ Assists	0	3	3
2+ 3PT Field Goals	2	2	4
2+ Steals	12	11	23
2+ Blocks	1	1	2
Led Team in Pts.	0	1	1
Led Team in Rebs.	4	-	4
Led Team in Assists	0	5	5
Led Team in Steals	8	9	17
Led Team in Blocks	2	5	7

2018-19 GAME-BY-GAME

OPPONENT (Date)	MP	FG-A	PCT	3PT-A	PCT	FT-A	PCT	O-D-T	PF	A	TO	BLK	ST	TP
vs. Michigan State (11.6)	14	1-3	.333	0-0	---	2-2	1.000	0-1-1	4	2	0	0	0	4
VERMONT (11.12)	26	1-6	.167	0-1	.000	2-2	1.000	1-4-5	1	3	0	0	2	4
LOUISIANA (11.16)	24	1-3	.333	0-2	.000	4-6	.667	1-1-2	0	5	2	0	1	6
vs. Marquette (11.21)	28	4-13	.308	1-3	.333	2-5	.400	1-2-3	0	0	0	2	1	11
vs. Tennessee (11.23)	DNP - INJURED													
STANFORD (12.1)	33	2-5	.400	0-0	---	0-0	---	0-1-1	0	1	2	0	4	4
*WOFFORD (12.4)	30	2-6	.333	1-4	.250	2-3	.667	0-7-7	1	3	0	1	2	7
*NEW MEXICO STATE (12.8)	31	4-7	.571	2-4	.500	0-2	.000	1-2-3	3	2	1	0	0	10
*VILLANOVA (12.15)	37	0-4	.000	0-2	.000	1-2	.500	3-1-4	1	3	1	1	4	1
*SOUTH DAKOTA (12.18)	29	3-4	.750	0-1	.000	1-2	.500	0-5-5	0	5	0	0	3	7
*at Arizona State (12.22)	22	0-5	.000	0-1	.000	7-8	.875	3-3-6	3	1	1	0	1	7
EASTERN MICHIGAN (12.29)	18	0-2	.000	0-2	.000	1-2	.500	0-4-4	1	3	3	0	0	1
OKLAHOMA (1.2)	28	1-3	.333	0-1	.000	3-4	.750	0-1-1	2	5	1	0	1	5
*at Iowa State (1.5)	30	4-8	.500	0-1	.000	0-0	---	2-2-4	1	0	1	0	0	8
*TCU (1.9)	35	3-8	.375	0-0	---	2-3	.667	1-3-4	1	3	0	0	2	8
*at Baylor (1.12)	25	1-2	.500	0-0	---	2-4	.500	1-2-3	4	4	2	1	0	4
*TEXAS (1.14)	35	8-11	.727	3-4	.750	1-4	.250	0-2-2	2	3	2	1	3	20
*at West Virginia (1.19)	34	6-12	.500	0-2	.000	3-4	.750	0-2-2	4	3	1	0	6	15
*IOWA STATE (1.21)	39	8-12	.667	0-0	---	0-3	.000	1-4-5	2	0	2	1	3	16
*at Kentucky (1.26)	32	1-9	.111	0-2	.000	2-2	1.000	1-4-5	4	0	3	1	2	4
*at Texas (1.29)	26	1-4	.250	0-1	.000	0-0	---	2-3-5	2	1	1	0	0	2
TEXAS TECH (2.2)	DNP -- INJURED													
at Kansas State (2.5)	DNP -- INJURED													
OKLAHOMA STATE (2.9)	DNP -- INJURED													
at TCU (2.11)	DNP -- INJURED													
WEST VIRGINIA (2.16)	DNP -- INJURED													
at Texas Tech (2.23)	22	4-6	.667	1-1	1.000	0-0	---	0-0-0	2	0	0	0	0	9
KANSAS STATE (2.25)	27	2-4	.500	2-4	.500	0-1	.000	1-3-4	2	0	2	1	2	6
at Oklahoma State (3.2)														
at Oklahoma (3.5)														
BAYLOR (3.9)														
TOTAL	625	57-137	.416	10-36	.278	35-59	.593	19-57-76	40	47	25	9	37	159

^ Starter

CAREER YEAR-BY-YEAR STATISTICS

SEASON	GP	GS	MIN	AVG	FG	FGA	PCT	3FG	3FGA	PCT	FT	FTA	PCT	OFF	DEF	TOT	AVG	PF	FO	AST	TO	BLK	STL	PTS	AVG
2017-18	39	7	748	19.2	62	136	.456	12	45	.267	25	51	.490	36	95	131	3.4	60	0	44	30	8	35	161	4.1
2018-19	22	13	625	28.4	57	137	.416	10	36	.278	35	59	.593	19	57	76	3.5	40	0	47	25	9	37	159	7.2
TOTAL	61	20	1373	22.5	119	273	.436	22	81	.272	60	110	.545	55	152	207	3.4	100	0	91	55	17	72	320	5.2

BIG 12 ONLY YEAR-BY-YEAR STATISTICS

SEASON	GP	GS	MIN	AVG	FG	FGA	PCT	3FG	3FGA	PCT	FT	FTA	PCT	OFF	DEF	TOT	AVG	PF	FO	AST	TO	BLK	STL	PTS	AVG
2017-18	18	6	347	19.3	32	62	.516	6	17	.353	12	26	.462	16	34	50	2.8	24	0	17	13	2	13	82	4.6
2018-19	10	7	301	30.1	38	70	.543	6	14	.429	11	23	.478	8	22	30	3.0	22	0	19	12	4	17	93	9.3
TOTAL	28	13	648	23.1	70	132	.530	12	31	.387	23	49	.469	24	56	80	2.9	46	0	36	25	6	30	175	6.3



DEDRIC LAWSON (DEE-drick)

RS-Junior • Forward • 6-9 • 235 • Memphis, Tenn. • Hamilton HS • Memphis

SEASON STATS

PPG	RPG	APG	FG%	3FG%	FT%
19.0	10.3	2.0	49%	35%	79%

LAST GAME VS. KANSAS STATE (2.25.19)

MIN	PTS	REBS	ASTS	BLKS	STLS
33	18	14	5	1	2

A transfer from Memphis who sat out the 2017-18 season due to NCAA rules ... Has two years of eligibility remaining beginning in the 2018-19 season ... A double-double machine having 36 in two seasons while at Memphis (17 as a freshman and 19 as a sophomore) ... Led Memphis in scoring both his freshman and sophomore seasons.

CAREER HONORS

- Naismith Trophy Midseason Team (1 of 30)
- Karl Malone Power Forward of the Year Award Watch List (1 of 10)
- Oscar Robertson Trophy Final Midseason Watch List (1 of 12)
- The Sporting News Midseason All-America First Team
- Wooden Award Midseason Watch List (1 of 25)
- 3x Big 12 Player of the Week (11.12, 11.26, 12.26)
- 5x Big 12 Newcomer of the Week (12.2, 12.17, 1.14, 1.28, 2.11)
- Oscar Robertson Midseason Watch List (1 of 20)
- NIT Season Tip-Off Most Valuable Player
- Wooden Award Preseason Watch List (1 of 50)
- NABC Player of the Year candidate (1 of 20)
- Preseason Associated Press All-America
- Karl Malone Power Forward of the Year Award Candidate (1 of 20)
- Preseason All-Big 12 First Team

AT MEMPHIS: All-American Athletic Conference First Team [2016-17]; NABC All-District Team [2016-17]; Colleg Insider.com Freshman All-America Team [2016]; American Athletic Conference Rookie of the Year [2015-16]; NABC All-District Team [2015-16]; American Athletic Conference All-Tournament Team [2016]; All-American Athletic Conference Second Team [2015-16]

CAREER HIGHS (*AT MEMPHIS)

Points	*35	vs. Iowa (11.26.16)
Field Goals	*15	vs. Iowa (11.26.16)
Field Goal Att.	*22	2x, last vs. Temple (2.12.17)
3PT Field Goals	*4	at Tulsa (1.11.17)
3PT Attempts	*9	at Tulsa (1.11.17)
Free Throws	*14	at UCF (2.4.17)
Free Throw Att.	*14	at UCF (2.4.17)
Rebounds	*16	at Tulane (2.13.16)
Assists	*8	vs. So. Carolina (12.30.16)
Blocks	*8	vs. UAB (12.10.16)
Steals	5	at Baylor (1.12.19)
Minutes	41	vs. Tennessee (11.23.18)

MISCELLANEOUS (*AT MEMPHIS)

	*FR	*SO	R-JR	CAREER
Double-Doubles	17	19	17	53
10+ Points	26	30	26	82
20+ Points	11	15	13	39
30+ Points	-	1	2	3
5+ Rebounds	28	32	25	86
10+ Rebounds	19	20	17	56
3+ Assists	17	18	8	43
2+ 3PT Field Goals	8	8	7	23
2+ Steals	10	13	9	32
2+ Blocks	14	17	8	40
Led Team in Pts.	14	16	14	44
Led Team in Rebs.	21	19	21	51
Led Team in Assists	10	7	6	23
Led Team in Steals	5	10	5	20
Led Team in Blocks	15	25	14	54

2018-19 GAME-BY-GAME

OPPONENT (Date)	MP	FG-A	PCT	3PT-A	PCT	FT-A	PCT	O-D-T	PF	A	TO	BLK	ST	TP
*vs. Michigan State (11.6)	38	5-18	.278	0-2	.000	10-12	.833	4-10-14	2	6	2	2	2	20
*VERMONT (11.12)	19	0-6	.000	0-0	---	0-0	---	1-6-7	4	2	3	0	1	0
*LOUISIANA (11.16)	27	6-11	.545	0-1	.000	7-10	.700	4-2-6	3	3	5	0	1	19
*vs. Marquette (11.21)	33	9-16	.563	1-1	1.000	7-7	1.000	4-8-12	3	3	1	2	0	26
*vs. Tennessee (11.23)	41	9-16	.563	0-2	.000	6-11	.545	5-8-13	3	5	2	0	1	24
*STANFORD (12.1)	36	7-16	.438	0-1	.000	10-11	.909	4-11-15	5	2	2	0	2	24
*WOFFORD (12.4)	35	10-17	.588	0-4	.000	0-0	---	2-6-8	2	1	1	3	2	20
*NEW MEXICO STATE (12.8)	31	8-15	.533	1-2	.500	3-5	.600	5-5-10	0	1	2	1	1	20
*VILLANOVA (12.15)	38	10-15	.667	1-2	.500	7-9	.778	2-10-12	4	1	0	0	0	28
*SOUTH DAKOTA (12.18)	26	7-11	.636	0-3	.000	2-2	1.000	2-12-14	3	0	3	1	3	16
*at Arizona State (12.22)	31	12-15	.800	1-2	.500	5-5	1.000	2-12-14	4	1	2	1	0	30
*EASTERN MICHIGAN (12.29)	22	2-8	.250	0-0	---	4-4	1.000	2-2-4	4	5	1	0	0	8
*OKLAHOMA (1.2)	37	6-17	.353	0-3	.000	1-1	1.000	4-11-15	2	1	1	3	0	13
*at Iowa State (1.5)	32	5-11	.455	0-1	.000	3-6	.500	2-10-12	3	3	6	1	0	13
*TCU (1.9)	35	10-19	.526	2-4	.500	9-13	.692	6-8-14	1	0	3	0	3	31
*at Baylor (1.12)	32	7-12	.583	0-0	---	3-6	.500	1-2-3	2	1	4	5	5	17
*TEXAS (1.14)	26	6-8	.750	0-0	---	5-8	.625	0-8-8	3	0	0	0	0	17
*at West Virginia (1.19)	34	5-11	.455	0-1	.000	5-6	.833	4-7-11	1	0	3	1	1	15
*IOWA STATE (1.21)	38	13-17	.765	2-2	1.000	1-2	.500	7-8-15	3	1	4	1	0	29
*at Kentucky (1.26)	39	7-18	.389	2-3	.667	4-4	1.000	4-11-15	4	2	1	1	1	20
*at Texas (1.29)	34	4-15	.267	1-5	.200	4-4	1.000	1-6-7	2	1	2	2	3	13
*TEXAS TECH (2.2)	28	9-14	.643	3-3	1.000	4-5	.800	2-8-10	5	0	0	2	0	25
*at Kansas State (2.5)	40	6-15	.400	1-5	.200	5-6	.833	3-6-9	4	1	4	2	2	18
*OKLAHOMA STATE (2.9)	39	10-17	.588	3-6	.500	2-2	1.000	2-5-7	2	5	2	0	1	25
*at TCU (2.11)	35	6-16	.375	2-5	.400	0-1	.000	5-5-10	5	2	5	0	0	14
*WEST VIRGINIA (2.16)	32	4-8	.500	2-3	.667	4-4	1.000	0-4-4	0	2	1	0	1	14
*at Texas Tech (2.23)	26	3-8	.375	1-1	1.000	7-8	.875	2-3-5	3	1	2	1	0	14
KANSAS STATE (2.25)	33	6-20	.300	0-4	.000	6-6	1.000	5-9-14	1	5	1	1	2	18
at Oklahoma State (3.2)														
at Oklahoma (3.5)														
BAYLOR (3.9)														
TOTAL	917	192-390	.492	23-66	.348	124-158	.785	85-203-288	78	55	63	30	32	531

^ Starter

CAREER YEAR-BY-YEAR STATISTICS (*AT MEMPHIS)

SEASON	GP	GS	MIN	AVG	FG	FGA	PCT	3FG	3FGA	PCT	FT	FTA	PCT	OFF	DEF	TOT	AVG	PF	FO	AST	TO	BLK	STL	PTS	AVG
2015-16*	33	32	1062	32.2	182	445	.409	28	80	.350	129	182	.709	104	203	307	9.3	86	2	84	104	55	39	521	15.8
2016-17*	32	32	1104	34.5	216	469	.461	30	111	.270	152	205	.741	92	225	317	9.9	81	1	105	76	68	41	614	19.2
2018-19	28	28	917	32.8	192	390	.492	23	66	.348	124	158	.785	85	203	288	10.3	78	3	55	63	30	32	531	19.0
TOTAL	93	92	3083	33.2	590	1304	.452	81	257	.315	405	545	.743	281	631	912	9.8	245	6	244	243	153	112	1666	17.9

BIG 12 ONLY YEAR-BY-YEAR STATISTICS

SEASON	GP	GS	MIN	AVG	FG	FGA	PCT	3FG	3FGA	PCT	FT	FTA	PCT	OFF	DEF	TOT	AVG	PF	FO	AST	TO	BLK	STL	PTS	AVG
2018-19	15	15	501	33.4	100	208	.481	17	43	.395	59	78	.756	44	100	144	9.6	37	2	23	38	19	18	276	18.4
TOTAL	15	15	501	33.4	100	208	.481	17	43	.395	59	78	.756	44	100	144	9.6	37	2	23	38	19	18	276	18.4



CHARLIE MOORE

RS-Sophomore • Guard • 5-11 • 180 • Chicago, Ill. • Morgan Park HS • California

SEASON STATS

PPG	RPG	APG	FG%	3FG%	FT%
3.3	1.0	1.3	29%	27%	71%

LAST GAME VS. KANSAS STATE (2.25.19)

MIN	PTS	REBS	ASTS	BLKS	STLS
8	3	1	2	1	0

A transfer from California following the 2016-17 season ... Sat out 2017-18 due to transfer rules ... One of 28 invited to tryout for the USA Basketball U19 team in the summer of 2017 ... Started all 34 games while at California during his freshman year in 2016-17 ... Averaged 28.8 minutes, 12.2 points and 3.5 assists while at California ... Scored 10 or more points in 22 games, including four 20-point efforts his freshman year at California.

CAREER HONORS

Academic All-Big 12 First Team [2018-19]
Pac-12 All-Freshman Honorable Mention [2016-17]
Pac-12 Player of the Week [11.21.16]

CAREER HIGHS (*AT CALIFORNIA)

Points	*38	vs. UC Irvine (11.16.16)
Field Goals	*10	vs. UC Irvine (11.16.16)
Field Goal Att.	*20	vs. UC Irvine (11.16.16)
3PT Field Goals	6	vs. South Dakota (12.18.18)
3-Point Att.	9	vs. South Dakota (12.18.18)
Free Throws	*15	vs. UC Irvine (11.16.16)
Free Throw Att.	*17	vs. UC Irvine (11.16.16)
Rebounds	*6	vs. Oregon State (2.24.17)
	*6	at Oregon (1.19.17)
Assists	*8	vs. Colorado (2.5.17)
	*8	vs. Stanford (1.29.17)
Blocks	1	vs. Kansas State (2.25.19)
		vs. Wofford (12.4.18)
Steals	*4	vs. UC Davis (12.10.16)
Minutes	*41	vs. Utah (2.2.17)

MISCELLANEOUS (*AT CALIFORNIA)

	*FR	R-SO	CAREER
Double-Doubles	-	-	0
10+ Points	22	1	23
20+ Points	4	-	4
5+ Rebounds	2	-	2
5+ Assists	9	1	10
10+ Assists	-	-	0
2+ 3PT Field Goals	11	4	15
2+ Steals	8	4	12
2+ Blocks	-	-	0
Led Team in Pts.	6	1	7
Led Team in Rebs.	1	-	1
Led Team in Assists	21	1	22
Led Team in Steals	14	2	16
Led Team in Blocks	0	-	0

2018-19 GAME-BY-GAME

OPPONENT (Date)	MP	FG-A	PCT	3PT-A	PCT	FT-A	PCT	O-D-T	PF	A	TO	BLK	ST	TP
vs. Michigan State (11.6)	11	0-1	.000	0-1	.000	1-2	.500	2-1-3	3	0	0	0	0	1
VERMONT (11.12)	21	3-6	.500	1-3	.333	0-0	---	0-1-1	2	2	0	0	1	7
LOUISIANA (11.16)	21	0-5	.000	0-3	.000	0-0	---	0-4-4	2	3	1	0	0	0
vs. Marquette (11.21)	14	0-0	---	0-0	---	0-0	---	0-1-1	0	0	0	0	1	0
vs. Tennessee (11.25)	32	3-10	.300	1-4	.250	2-2	1.000	0-1-1	1	2	1	0	0	9
STANFORD (12.1)	16	0-1	.000	0-1	.000	3-4	.750	0-0-0	2	3	0	0	0	3
WOFFORD (12.4)	16	2-8	.250	0-5	.000	0-0	---	0-0-0	1	0	0	1	0	4
*NEW MEXICO STATE (12.8)	24	2-7	.286	1-5	.200	0-0	---	1-0-1	2	1	1	0	3	5
VILLANOVA (12.15)	17	0-1	.000	0-0	---	2-2	1.000	0-1-1	3	0	3	0	0	2
SOUTH DAKOTA (12.18)	21	6-9	.667	6-9	.667	0-0	---	0-0-0	1	4	1	0	2	18
at Arizona State (12.22)	16	1-5	.200	1-3	.333	0-0	---	0-1-1	1	0	2	0	2	3
EASTERN MICHIGAN (12.29)	13	2-4	.500	2-4	.500	0-0	---	0-0-0	2	1	3	0	1	6
OKLAHOMA (1.2)	13	0-4	.000	0-1	.000	2-4	.500	1-2-3	1	1	0	0	1	2
at Iowa State (1.5)	19	1-5	.200	0-2	.000	0-0	---	2-1-3	1	2	0	0	0	2
TCU (1.9)	4	0-3	.000	0-1	.000	0-0	---	0-0-0	0	1	0	0	1	0
at Baylor (1.12)	6	0-2	.000	0-1	.000	0-0	---	0-0-0	0	0	0	0	0	0
TEXAS (1.14)	3	0-1	.000	0-1	.000	0-0	---	0-0-0	0	0	0	0	0	0
at West Virginia (1.19)	3	0-1	.000	0-0	---	0-0	---	0-1-1	0	0	0	0	0	0
IOWA STATE (1.21)	2	0-0	---	0-0	---	0-0	---	0-0-0	0	0	0	0	1	0
at Kentucky (1.26)							DNP							
at Texas (1.29)	6	0-0	---	0-0	---	0-0	---	0-0-0	1	0	0	0	0	0
TEXAS TECH (2.2)	15	1-5	.200	0-3	.000	0-0	---	0-1-1	1	6	2	0	0	2
at Kansas State (2.5)	20	3-5	.600	2-4	.500	0-0	---	0-3-3	2	2	3	0	2	8
OKLAHOMA STATE (2.9)	13	2-7	.286	0-4	.000	0-0	---	0-0-0	0	1	0	0	1	4
at TCU (2.11)	13	0-3	.000	0-2	.000	0-0	---	0-1-1	1	1	2	0	1	0
WEST VIRGINIA (2.16)	13	1-4	.250	0-2	.000	0-0	---	0-0-0	0	2	2	0	0	2
at Texas Tech (2.23)	19	3-8	.375	3-7	.429	0-0	---	0-1-1	1	1	2	0	0	9
KANSAS STATE (2.25)	8	1-2	.500	1-1	1.000	0-0	---	0-1-1	0	2	0	1	0	3
at Oklahoma State (3.2)														
at Oklahoma (3.5)														
BAYLOR (3.9)														
TOTAL	379	31-107	.290	18-67	.269	10-14	.714	6-21-27	28	35	23	2	17	90

^ Starter

CAREER YEAR-BY-YEAR STATISTICS (*AT CALIFORNIA)

SEASON	GP	GS	MIN	AVG	FG	FGA	PCT	3FG	3FGA	PCT	FT	FTA	PCT	OFF	DEF	TOT	AVG	PF	FO	AST	TO	BLK	STL	PTS	AVG	
2016-17*	34	34	980	28.8	135	348	.388	45	128	.352	99	131	.756	12	55	67	2.0	87	0	120	99	0	37	414	12.2	
2017-18																										
REDSHIRT SEASON																										
2018-19	27	1	379	14.0	31	107	.290	18	67	.269	10	14	.714	6	21	27	1.0	28	0	35	23	2	17	90	3.3	
TOTAL	61	35	1359	22.3	166	455	.365	63	195	.323	109	145	.752	18	76	94	1.5	115	0	155	122	2	54	504	8.3	

BIG 12 ONLY YEAR-BY-YEAR STATISTICS

SEASON	GP	GS	MIN	AVG	FG	FGA	PCT	3FG	3FGA	PCT	FT	FTA	PCT	OFF	DEF	TOT	AVG	PF	FO	AST	TO	BLK	STL	PTS	AVG
2018-19	15	0	157	10.5	12	50	.240	6	29	.207	2	4	.500	3	11	14	0.9	8	0	19	11	1	7	32	2.1
TOTAL	15	0	157	10.5	12	50	.240	6	29	.207	2	4	.500	3	11	14	0.9	8	0	19	11	1	7	32	2.1



QUENTIN GRIMES

Freshman • Guard • 6-5 • 210 • The Woodlands, Texas • College Park HS

SEASON STATS

PPG	RPG	APG	FG%	3FG%	FT%
7.6	2.4	1.9	38%	33%	55%

LAST GAME VS. KANSAS STATE (2.25.19)

MIN	PTS	REBS	ASTS	BLKS	STLS
36	12	3	2	0	1

A five-star combo guard who did the all-star game circuit following his senior year of high school ... Earned many high school All-American honors and was the state player of the year in Texas ... Ended up ranked No. 8 in the national recruiting rankings ... Has valuable USA Basketball experience, including a gold medal won in 2018 at the FIBA U18 Americas Championship, coached by Bill Self.

CAREER HONORS

- Big 12 Newcomer of the Week (11.12.18)
- Jerry West Shooting Guard of the Year Candidate (1 of 20)
- Preseason Big 12 Freshman of the Year
- Preseason All-Big 12 Honorable Mention

CAREER HIGHS

Points	21	vs. Michigan State (11.6.18)
Field Goals	7	at Iowa State (1.5.19) vs. Michigan State (11.6.18)
Field Goal Att.	14	at Iowa State (1.5.19) vs. Michigan State (11.6.18)
3PT Field Goals	6	vs. Michigan State (11.6.18)
3PT Field Goal Att.	10	vs. Michigan State (11.6.18)
Free Throws	6	vs. Eastern Michigan (12.29.18)
Free Throw Att.	6	vs. Eastern Michigan (12.29.18) vs. Tennessee (11.23.18)
Rebounds	6	at Baylor (1.12.19) at Iowa State (1.5.19)
Assists	10	vs. Vermont (11.12.18)
Blocks	2	at Baylor (1.12.19)
Steals	2	3, last at Texas Tech (2.23.19)
Minutes	36	vs. Kansas State (2.25.19) at TCU (2.11.19)

MISCELLANEOUS

	FRESHMAN/CAREER
Double-Doubles	1
10+ Points	8
20+ Points	1
5+ Rebounds	2
10+ Rebounds	-
3+ Assists	7
3+ 3PT Field Goals	4
2+ Steals	3
2+ Blocks	1
Led Team in Pts.	2
Led Team in Rebs.	1
Led Team in Assists	2
Led Team in Steals	2
Led Team in Blocks	1

2018-19 GAME-BY-GAME

OPPONENT (Date)	MP	FG-A	PCT	3PT-A	PCT	FT-A	PCT	O-D-T	PF	A	TO	BLK	ST	TP
^vs. Michigan State (11.6)	30	7-14	.500	6-10	.600	1-2	.500	0-1-1	3	4	1	0	1	21
^VERMONT (11.12)	31	4-8	.500	2-4	.500	0-0	---	1-2-3	4	10	3	0	0	10
^LOUISIANA (11.16)	31	2-7	.286	1-2	.500	1-1	1.000	1-1-2	2	3	1	0	1	6
^vs. Marquette (11.21)	26	0-3	.000	0-1	.000	3-4	.750	0-4-4	4	0	2	0	0	3
^vs. Tennessee (11.23)	21	1-4	.250	0-2	.000	3-6	.500	0-4-4	0	0	2	0	1	5
^STANFORD (12.1)	16	1-6	.167	0-3	.000	0-0	---	0-1-1	2	0	1	0	0	2
^WOFFORD (12.4)	32	6-10	.600	1-4	.250	1-2	.500	0-3-3	1	1	0	0	0	14
^NEW MEXICO STATE (12.8)	18	2-5	.400	1-3	.333	0-0	---	0-1-1	3	2	4	0	0	5
^VILLANOVA (12.15)	14	0-2	.000	0-1	.000	1-2	.500	0-0-0	3	1	3	0	0	1
^SOUTH DAKOTA (12.18)	21	3-9	.333	0-3	.000	0-1	.000	1-2-3	2	0	3	0	0	6
^at Arizona State (12.22)	31	4-12	.333	0-5	.000	0-0	---	2-0-2	1	3	2	1	0	8
^EASTERN MICHIGAN (12.29)	29	4-6	.667	2-4	.500	6-6	1.000	0-2-2	2	2	3	0	0	16
^OKLAHOMA (1.2)	35	6-11	.545	1-6	.167	1-3	.333	2-0-2	4	1	3	0	1	14
^at Iowa State (1.5)	31	7-14	.500	3-6	.500	2-3	.667	2-4-6	1	2	2	0	1	19
^TCU (1.9)	16	2-5	.400	0-3	.000	1-2	.500	0-2-2	4	1	2	0	0	5
^at Baylor (1.12)	27	2-7	.286	1-4	.250	2-2	1.000	0-6-6	1	1	1	2	0	7
^TEXAS (1.14)	29	2-5	.400	2-5	.400	0-0	---	0-2-2	1	0	1	0	0	6
^at West Virginia (1.19)	30	3-7	.429	2-4	.500	0-0	---	0-2-2	2	2	2	0	0	8
^IOWA STATE (1.21)	19	0-4	.000	0-1	.000	0-0	---	0-0-0	0	0	0	0	1	0
^at Kentucky (1.26)	29	5-9	.556	3-5	.600	0-2	.000	0-1-1	3	2	1	0	0	13
^at Texas (1.29)	20	1-5	.200	1-3	.333	0-0	---	0-1-1	3	1	1	0	1	3
^TEXAS TECH (2.2)	31	2-7	.286	2-5	.400	0-1	.000	1-2-3	2	4	0	0	2	6
^at Kansas State (2.5)	20	2-4	.500	2-2	1.000	0-0	---	0-1-1	4	0	5	0	0	6
OKLAHOMA STATE (2.9)	30	2-7	.286	2-6	.333	0-1	.000	1-3-4	2	1	4	0	0	6
at TCU (2.11)	36	2-11	.182	1-8	.125	0-0	---	0-2-2	5	4	1	0	0	5
^WEST VIRGINIA (2.16)	22	2-8	.250	0-4	.000	0-0	---	0-2-2	2	2	4	0	2	4
^at Texas Tech (2.23)	27	1-3	.333	1-3	.333	0-2	.000	0-3-3	2	3	0	0	2	3
^KANSAS STATE (2.25)	36	4-8	.500	3-6	.500	1-2	.500	2-1-3	1	2	1	0	1	12
at Oklahoma State (3.2)														
at Oklahoma (3.5)														
BAYLOR (3.9)														
TOTAL	738	77-201	.383	37-113	.327	23-42	.548	13-53-66	64	52	53	3	14	214

^ Starter

CAREER YEAR-BY-YEAR STATISTICS

SEASON	GP	GS	MIN	AVG	FG	FGA	PCT	3FG	3FGA	PCT	FT	FTA	PCT	OFF	DEF	TOT	AVG	PF	FO	AST	TO	BLK	STL	PTS	AVG
2018-19	28	28	738	26.4	77	201	.383	37	113	.327	23	42	.548	13	53	66	2.4	64	1	52	53	3	14	214	7.6
TOTAL	28	28	738	26.4	77	201	.383	37	113	.327	23	42	.548	13	53	66	2.4	64	1	52	53	3	14	214	7.6

BIG 12 ONLY YEAR-BY-YEAR STATISTICS

SEASON	GP	GS	MIN	AVG	FG	FGA	PCT	3FG	3FGA	PCT	FT	FTA	PCT	OFF	DEF	TOT	AVG	PF	FO	AST	TO	BLK	STL	PTS	AVG
2018-19	15	15	409	27.3	38	106	.358	21	66	.318	7	16	.438	8	31	39	2.6	34	1	24	27	2	11	104	6.9
TOTAL	15	15	409	27.3	38	106	.358	21	66	.318	7	16	.438	8	31	39	2.6	34	1	24	27	2	11	104	6.9



DEVON DOTSON (deh-VAWN)

Freshman • Guard • 6-2 • 185 • Charlotte, N.C. • Providence Day School

SEASON STATS

PPG	RPG	APG	FG%	3FG%	FT%
12.1	3.6	3.6	49%	42%	80%

LAST GAME VS. KANSAS STATE (2.25.19)

MIN	PTS	REBS	ASTS	BLKS	STLS
33	16	1	3	0	1

An explosive combo guard who picked up numerous postseason honors and played in all-star games following the 2017-18 season including McDonald's All-America and the Jordan Brand Classic ... Ended ranked No. 20 by Rivals.com, No. 21 by 247Sports.com and No. 24 by ESPN100.

CAREER HONORS

- CBS Sports/USBWA Freshman of the Week (2.12)
- Big 12 Newcomer of the Week (12.31)
- Bob Cousy Point Guard of the Year Award (1 of 20)

CAREER HIGHS

Points	25	at TCU (2.11.19)
Field Goals	7	at TCU (2.11.19) vs. Texas Tech (2.2.19)
Field Goal Att.	13	at TCU (2.11.19)
3PT Field Goals	4	at TCU (2.11.19)
3PT Field Goal Att.	7	at TCU (2.11.19)
Free Throws	7	3x, last at TCU (2.11.19)
Free Throw Att.	10	at Baylor (1.12.19)
Rebounds	10	at TCU (2.11.19)
Assists	8	vs. West Virginia (2.16.19) vs. Iowa State (1.21.19)
Blocks	1	5x, last at Kansas State (2.5.19)
Steals	4	vs. Oklahoma (1.2.19)
Minutes	45	at TCU (2.11.19)

MISCELLANEOUS

	FRESHMAN/CAREER
Double-Doubles	1
10+ Points	18
20+ Points	2
5+ Rebounds	9
10+ Rebounds	1
5+ Assists	8
3+ 3PT Field Goals	3
2+ Steals	14
2+ Blocks	-
Led Team in Pts.	3
Led Team in Rebs.	-
Led Team in Assists	14
Led Team in Steals	11
Led Team in Blocks	2

2018-19 GAME-BY-GAME

OPPONENT (Date)	MP	FG-A	PCT	3PT-A	PCT	FT-A	PCT	O-D-T	PF	A	TO	BLK	ST	TP
^vs. Michigan State (11.6)	34	6-11	.545	3-5	.600	1-2	.500	0-2-2	3	3	4	0	3	16
^VERMONT (11.12)	27	3-5	.600	1-2	.500	0-0	---	2-4-6	1	0	1	0	2	7
^LOUISIANA (11.16)	20	2-6	.333	0-2	.000	0-0	---	0-3-3	2	3	1	0	0	4
^vs. Marquette (11.21)	31	4-7	.571	0-0	---	2-2	1.000	1-2-3	2	4	1	0	3	10
^vs. Tennessee (11.23)	40	5-8	.625	1-1	1.000	6-7	.857	1-3-4	2	2	2	0	0	17
^STANFORD (12.1)	43	3-7	.429	0-0	---	4-7	.571	0-2-2	3	4	0	0	2	10
^WOFFORD (12.4)	30	6-9	.667	1-3	.333	3-3	1.000	0-3-3	3	3	2	0	3	16
^NEW MEXICO STATE (12.8)	39	3-8	.375	0-2	.000	2-3	.667	2-2-4	2	2	3	0	1	8
^VILLANOVA (12.15)	26	3-6	.500	1-1	1.000	4-4	1.000	1-1-2	4	1	2	0	0	11
^SOUTH DAKOTA (12.18)	28	3-7	.429	0-1	.000	2-2	1.000	0-2-2	1	6	2	0	0	8
^at Arizona State (12.22)	32	4-7	.571	2-4	.500	2-2	1.000	0-4-4	3	5	5	1	1	12
^EASTERN MICHIGAN (12.29)	28	5-7	.714	1-2	.500	4-6	.667	0-3-3	1	4	2	1	3	15
^OKLAHOMA (1.2)	28	4-10	.400	1-3	.333	7-8	.875	0-5-5	4	1	2	0	4	16
^at Iowa State (1.5)	31	3-5	.600	1-2	.500	1-2	.500	2-5-7	1	3	5	0	2	8
^TCU (1.9)	27	0-6	.000	0-3	.000	5-6	.833	0-1-1	3	3	1	1	2	5
^at Baylor (1.12)	33	3-4	.750	1-1	1.000	7-10	.700	0-5-5	5	5	3	1	0	14
^TEXAS (1.14)	36	3-6	.500	1-2	.500	3-4	.750	1-4-5	2	5	0	0	0	10
^at West Virginia (1.19)	34	3-5	.600	1-1	1.000	2-2	1.000	0-1-1	3	1	7	0	0	9
^IOWA STATE (1.21)	38	3-12	.250	0-1	.000	5-6	.833	0-2-2	3	8	0	0	2	11
^at Kentucky (1.26)	33	4-10	.400	1-4	.250	0-0	---	0-3-3	5	4	1	0	0	9
^at Texas (1.29)	29	3-6	.500	0-0	---	3-4	.750	0-4-4	3	4	1	0	1	9
^TEXAS TECH (2.2)	34	7-12	.583	3-5	.600	3-5	.600	0-3-3	2	4	4	0	3	20
^at Kansas State (2.5)	39	5-12	.417	0-1	.000	3-4	.750	1-4-5	5	5	4	1	3	13
^OKLAHOMA STATE (2.9)	37	6-10	.600	1-4	.250	5-5	1.000	1-4-5	2	4	1	0	2	18
^at TCU (2.11)	45	7-13	.538	4-7	.571	7-9	.778	0-10-10	2	5	6	0	2	25
^WEST VIRGINIA (2.16)	31	5-7	.714	1-1	1.000	4-4	1.000	2-3-5	1	8	2	0	0	15
^at Texas Tech (2.23)	25	3-7	.429	1-1	1.000	0-0	---	0-2-2	4	1	2	0	0	7
^KANSAS STATE (2.25)	33	5-12	.417	1-5	.200	5-5	1.000	0-1-1	0	3	1	0	1	16
at Oklahoma State (3.2)														
at Oklahoma (3.5)														
BAYLOR (3.9)														
TOTAL	911	111-225	.493	27-64	.422	90-112	.804	14-88-102	72	101	65	5	40	339

^ Starter

CAREER YEAR-BY-YEAR STATISTICS

SEASON	GP	GS	MIN	AVG	FG	FGA	PCT	3FG	3FGA	PCT	FT	FTA	PCT	OFF	DEF	TOT	AVG	PF	FO	AST	TO	BLK	STL	PTS	AVG
2018-19	28	28	911	32.5	111	225	.493	27	64	.422	90	112	.804	14	88	102	3.6	72	3	101	65	5	40	339	12.1
TOTAL	28	28	911	32.5	111	225	.493	27	64	.422	90	112	.804	14	88	102	3.6	72	3	101	65	5	40	339	12.1

BIG 12 ONLY YEAR-BY-YEAR STATISTICS

SEASON	GP	GS	MIN	AVG	FG	FGA	PCT	3FG	3FGA	PCT	FT	FTA	PCT	OFF	DEF	TOT	AVG	PF	FO	AST	TO	BLK	STL	PTS	AVG
2018-19	15	15	500	33.3	60	127	.472	16	37	.432	60	74	.811	7	54	61	4.1	40	2	60	39	3	22	196	13.1
TOTAL	15	15	500	33.3	60	127	.472	16	37	.432	60	74	.811	7	54	61	4.1	40	2	60	39	3	22	196	13.1

CHRIS TEAHAN

Sophomore • Guard • 6-4 • 175 • Leawood, Kan. • Rockhurst HS



SEASON STATS

PPG	RPG	APG	FG%	3FG%	FT%
0.4	0.1	0.1	25%	25%	-

LAST GAME VS. KANSAS STATE (2.25.19)

MIN	PTS	REBS	ASTS	BLKS	STLS
0+	0	0	0	0	0

2017-18: Appeared in 10 games, two in conference play and three postseason ... Averaged 2.3 minutes per contest ... Made his second 3-pointer of the season in scoring three points vs. Omaha (12/18) ... Had a season-high four points vs. Toledo (11/28) ... Logged four minutes against South Dakota State (11/17) with three points and three rebounds ... An invited walk-on who was a two-sport athlete at Rockhurst HS in Kansas City, Missouri ... Older brother, Conner, played five seasons at KU and on two Final Four teams.

CAREER HONORS

CAREER HIGHS

Points	4	vs. Toledo (11.28.17)
Field Goals	1	5x, last vs. West Virginia (2.16.19)
Field Goal Att.	2	6x, last vs. West Virginia (2.16.19)
3PT Field Goals	1	vs. West Virginia (2.16.19) vs. Omaha (12.18.17) vs. South Dakota St. (11.17.17)
3PT Field Goal Att.	2	4x, last vs. West Virginia (2.16.19)
Free Throws	2	vs. Toledo (11.28.17)
Free Throw Att.	2	vs. Toledo (11.28.17)
Rebounds	3	vs. South Dakota St. (11.17.17)
Assists	1	vs. Eastern Michigan (12.29.18) vs. Tennessee St. (11.10.17)
Blocks	-	-
Steals	-	-
Minutes	4	4x, last vs. Omaha (12.18.17)

MISCELLANEOUS

	FR	SO	CAREER
5+ Minutes	-	-	-
4+ Points	1	-	1
3+ Rebounds	1	-	1
3+ Assists	-	-	-
2+ 3PT Field Goals	-	-	-
2+ Steals	-	-	-
2+ Blocks	1	-	1
Led Team in Pts.	-	-	-
Led Team in Rebs.	-	-	-
Led Team in Steals	-	-	-
Led Team in Blocks	-	-	-

2018-19 GAME-BY-GAME

OPPONENT (Date)	MP	FG-A	PCT	3PT-A	PCT	FT-A	PCT	O-D-T	PF	A	TO	BLK	ST	TP
vs. Michigan State (11.6)							DNP							
VERMONT (11.12)							DNP							
LOUISIANA (11.16)							DNP							
vs. Marquette (11.21)							DNP							
vs. Tennessee (11.23)							DNP							
STANFORD (12.1)							DNP							
WOFFORD (12.4)	2	0-0	---	0-0	---	0-0	---	0-0-0	0	0	0	0	0	0
NEW MEXICO STATE (12.8)							DNP							
VILLANOVA (12.15)							DNP - INJURED							
SOUTH DAKOTA (12.18)							DNP - INJURED							
at Arizona State (12.22)							DNP - INJURED							
EASTERN MICHIGAN (12.29)	2	0-0	---	0-0	---	0-0	----	0-0-0	1	1	0	0	0	0
OKLAHOMA (1.2)							DNP							
at Iowa State (1.5)	2	0-0	---	0-0	---	0-0	---	0-0-0	0	0	0	0	0	0
TCU (1.9)							DNP							
at Baylor (1.12)							DNP							
TEXAS (1.14)							DNP							
at West Virginia (1.19)							DNP							
IOWA STATE (1.21)							DNP							
at Kentucky (1.26)							DNP							
at Texas (1.29)							DNP							
TEXAS TECH (2.2)	2	0-2	.000	0-2	.000	0-0	---	0-1-1	0	0	1	0	0	0
at Kansas State (2.5)	1	0-0	---	0-0	---	0-0	---	0-0-0	0	0	0	0	0	0
OKLAHOMA STATE (2.9)							DNP							
at TCU (2.11)							DNP							
WEST VIRGINIA (2.16)	3	1-2	.500	1-2	.500	0-0	---	0-0-0	1	0	0	0	0	3
at Texas Tech (2.23)	3	0-0	---	0-0	---	0-0	---	0-0-0	0	0	0	0	0	0
KANSAS STATE (2.25)	0+	0-0	---	0-0	---	0-0	---	0-0-0	0	0	0	0	0	0
at Oklahoma State (3.2)														
at Oklahoma (3.5)														
BAYLOR (3.9)														
TOTAL	15	1-4	.250	1-4	.250	0-0	---	0-1-1	2	1	1	0	0	3

^ Starter

CAREER YEAR-BY-YEAR STATISTICS

SEASON	GP	GS	MIN	AVG	FG	FGA	PCT	3FG	3FGA	PCT	FT	FTA	PCT	OFF	DEF	TOT	AVG	PF	FO	AST	TO	BLK	STL	PTS	AVG
2017-18	11	0	25	2.3	4	11	.364	2	8	.250	2	2	1.000	2	5	7	0.6	2	0	1	3	0	0	12	1.1
2018-19	8	0	15	1.9	1	4	.250	1	4	.250	0	0	.000	0	1	1	0.1	2	0	1	1	0	0	3	0.4
TOTAL	19	0	40	2.1	5	15	.333	3	12	.250	2	2	1.000	2	6	8	0.4	4	0	2	4	0	0	15	0.8

BIG 12 ONLY YEAR-BY-YEAR STATISTICS

SEASON	GP	GS	MIN	AVG	FG	FGA	PCT	3FG	3FGA	PCT	FT	FTA	PCT	OFF	DEF	TOT	AVG	PF	FO	AST	TO	BLK	STL	PTS	AVG
2017-18	2	0	2	1.0	0	1	.000	0	1	.000	0	0	.000	0	0	0	0.0	0	0	0	0	0	0	0	0.0
2018-19	6	0	11	1.8	1	4	.250	1	4	.250	0	0	.000	0	1	1	0.2	1	0	0	1	0	0	3	0.5
TOTAL	8	0	13	1.6	1	5	.200	1	5	.200	0	0	.000	0	1	1	0.1	1	0	0	1	0	0	3	0.4



K.J. LAWSON

RS-Sophomore • Guard • 6-8 • 205 • Memphis, Tenn. • Hamilton HS • Memphis

SEASON STATS

PPG	RPG	APG	FG%	3FG%	FT%
3.3	1.9	0.5	48%	35%	76%

LAST GAME VS. KANSAS STATE (2.25.19)

MIN	PTS	REBS	ASTS	BLKS	STLS
9	0	3	0	0	0

A transfer from Memphis who sat out the 2017-18 season due to NCAA rules ... Played in 42 games while at Memphis with 33 starts, an 11.5 career scoring average and 7.0 career rebound average ... Had nine career double-doubles ... Granted a medical redshirt following the 2015-16 season.

CAREER HONORS

American Athletic Conference Rookie of the Year [2017]
American Athletic Conference All-Rookie Team [2017]

CAREER HIGHS (*AT MEMPHIS)

Points	*28	at Houston (1.19.17)
Rebounds	*19	vs. East Carolina (1.28.17)
Field Goals	*12	at Houston (1.19.17)
Field Goal Att.	*23	vs. East Carolina (1.28.17)
3PT Field Goals	3	vs. West Virginia (2.16.19)
	*3	vs. UTRGV (11.14.16)
3PT Attempts	5	at Texas Tech (2.23.19)
Free Throws	*9	vs. Jackson State (11.30.16)
Free Throw Att.	*11	vs. Tulane (3.2.17)
Assists	*7	vs. McNeese (11.22.16)
Blocks	*2	4x, last vs. Tulsa (2.7.17)
Steals	*3	vs. South Florida (1.14.17)
Minutes	*43	at Houston (1.19.17)

MISCELLANEOUS (*AT MEMPHIS)

	*FR	*SO	R-SO	CAREER
Double-Doubles	-	9	-	9
10+ Points	4	20	2	26
20+ Points	-	4	-	4
5+ Rebounds	4	26	2	32
10+ Rebounds	-	12	-	12
3+ Assists	1	18	2	21
2+ 3PT Field Goals	-	4	3	7
2+ Steals	1	2	1	4
2+ Blocks	1	3	-	4
Led Team in Pts.	1	6	1	8
Led Team in Rebs.	0	14	-	14
Led Team in Assists	0	5	1	6
Led Team in Steals	0	5	1	6
Led Team in Blocks	0	5	-	5

2018-19 GAME-BY-GAME

OPPONENT (Date)	MP	FG-A	PCT	3PT-A	PCT	FT-A	PCT	O-D-T	PF	A	TO	BLK	ST	TP
vs. Michigan State (11.6)	10	1-1	1.000	1-1	1.000	1-2	.500	1-5-6	3	1	0	0	0	4
VERMONT (11.12)	3	0-0	---	0-0	---	0-0	---	0-0-0	1	0	1	0	0	0
LOUISIANA (11.16)	2	1-1	1.000	0-0	---	0-0	---	0-0-0	0	0	0	0	1	2
vs. Marquette (11.21)	2	0-0	---	0-0	---	0-0	---	0-2-2	0	0	0	0	0	0
vs. Tennessee (11.23)	19	2-4	.500	0-1	.000	4-6	.667	1-5-6	4	0	1	0	2	8
STANFORD (12.1)	4	0-0	---	0-0	---	2-2	1.000	2-0-2	1	0	1	0	0	2
WOFFORD (12.4)	17	2-4	.500	0-1	.000	1-2	.500	1-1-2	2	3	1	0	1	5
NEW MEXICO STATE (12.8)	4	1-1	1.000	1-1	1.000	0-0	---	0-1-1	0	1	0	0	0	3
VILLANOVA (12.15)	14	0-2	.000	0-1	.000	0-0	---	2-1-3	1	2	1	0	0	0
SOUTH DAKOTA (12.18)	9	1-3	.333	1-2	.500	0-0	---	0-0-0	4	0	0	0	0	3
at Arizona State (12.22)	12	0-2	.000	0-2	.000	0-0	---	0-2-2	2	2	0	0	0	0
EASTERN MICHIGAN (12.29)	11	2-4	.500	2-4	.500	0-0	---	1-3-4	1	3	1	0	0	6
OKLAHOMA (1.2)	1	0-0	---	0-0	---	0-0	---	0-0-0	0	0	1	0	0	0
at Iowa State (1.5)	9	1-2	.500	0-1	.000	0-0	---	0-1-1	1	1	1	0	1	2
TCU (1.9)	11	2-3	.667	0-1	.000	3-3	1.000	1-0-1	0	0	0	0	0	7
at Baylor (1.12)	11	1-2	.500	0-0	---	1-2	.500	1-0-1	1	0	0	0	0	3
TEXAS (1.14)							DNP							
at West Virginia (1.19)	16	1-5	.200	0-2	.000	0-0	---	2-2-4	3	0	0	0	0	2
IOWA STATE (1.21)	9	1-2	.500	0-0	---	0-0	---	1-2-3	4	0	1	0	0	2
at Kentucky (1.26)	3	0-1	.000	0-0	---	0-0	---	0-0-0	1	0	0	0	0	0
at Texas (1.29)	4	0-0	---	0-0	---	0-0	---	0-0-0	1	0	1	0	0	0
TEXAS TECH (2.2)	6	1-3	.333	1-3	.333	0-0	---	0-0-0	2	0	0	0	0	3
at Kansas State (2.5)	12	1-2	.500	1-2	.500	0-0	---	0-1-1	2	0	1	0	0	3
OKLAHOMA STATE (2.9)	11	1-3	.333	0-1	.000	0-0	---	0-1-1	1	0	1	0	0	2
at TCU (2.11)	16	4-6	.667	0-1	.000	2-2	1.000	2-1-3	0	0	0	0	0	10
WEST VIRGINIA (2.16)	24	5-7	.714	3-4	.750	2-2	1.000	0-3-3	1	0	1	1	0	15
at Texas Tech (2.23)	20	3-6	.500	2-5	.400	0-0	---	1-1-2	1	1	1	0	0	8
KANSAS STATE (2.25)	9	0-1	.000	0-1	.000	0-0	---	0-3-3	2	0	1	0	0	0
at Oklahoma State (3.2)														
at Oklahoma (3.5)														
BAYLOR (3.9)														
TOTAL	269	31-65	.477	12-34	.353	16-21	.762	16-35-51	39	14	15	1	5	90

^ Starter

CAREER YEAR-BY-YEAR STATISTICS (*AT MEMPHIS)

SEASON	GP	GS	MIN	AVG	FG	FGA	PCT	3FG	3FGA	PCT	FT	FTA	PCT	OFF	DEF	TOT	AVG	PF	FO	AST	TO	BLK	STL	PTS	AVG
2015-16*	10	2	197	19.7	26	71	.366	2	9	.222	34	51	.667	10	25	35	3.5	26	1	11	19	6	6	88	8.8
2016-17*	32	31	1078	33.7	145	363	.399	22	67	.328	82	118	.695	73	186	259	8.1	72	1	88	66	13	16	394	12.3
2017-18																									
2018-19	27	0	269	10.0	31	65	.477	12	34	.353	16	21	.762	16	35	51	1.9	39	0	14	15	1	5	90	3.3
TOTAL	69	33	1544	22.4	202	499	.405	36	110	.327	132	190	.695	99	246	345	5.0	137	2	113	100	20	27	572	8.3

BIG 12 ONLY YEAR-BY-YEAR STATISTICS

SEASON	GP	GS	MIN	AVG	FG	FGA	PCT	3FG	3FGA	PCT	FT	FTA	PCT	OFF	DEF	TOT	AVG	PF	FO	AST	TO	BLK	STL	PTS	AVG
2018-19	14	0	159	11.4	21	42	.500	7	21	.333	8	9	.889	8	15	23	1.6	19	0	2	9	1	1	57	4.1
TOTAL	14	0	159	11.4	21	42	.500	7	21	.333	8	9	.889	8	15	23	1.6	19	0	2	9	1	1	57	4.1



GARRETT LUINSTRA (loo-IN-struh)

Freshman • Guard • 6-2 • 155 • Lawrence, Kan. • Lawrence Free State HS

SEASON STATS

PPG	RPG	APG	FG%	3FG%	FT%
0.0	0.1	0.1	0%	0%	-

LAST GAME VS. KANSAS STATE (2.25.19)

MIN	PTS	REBS	ASTS	BLKS	STLS
0+	0	0	0	0	0

An invited walk-on ... A combo guard who set his high school's single-season scoring record with 456 points as a senior ... Averaged 19 points his senior year in guiding Free State High School to the 6A state title game and a 19-6 record ... A first-team all-state selection and the Sunflower League Player of the Year his senior season.

CAREER HONORS

CAREER HIGHS

Points	-	
Field Goals	-	
Field Goal Att.	1	vs. West Virginia (2.16.19) vs. Texas Tech (2.2.19) vs. South Dakota (12.18.18)
3PT Field Goals	-	
3PT Field Goal Att.	1	vs. Texas Tech (2.2.19)
Free Throws	-	
Free Throw Att.	-	
Rebounds	1	vs. South Dakota (12.18.18)
Assists	1	at Kansas State (2.5.19)
Blocks	-	
Steals	-	
Minutes	2	vs. Texas Tech (2.2.19) vs. South Dakota (12.18.18)

MISCELLANEOUS

FRESHMAN/CAREER

5+ Minutes	-
4+ Points	-
3+ Rebounds	-
2+ Assists	-
2+ 3PT Field Goals	-
2+ Steals	-
2+ Blocks	-
Led Team in Pts.	-
Led Team in Rebs.	-
Led Team in Steals	-
Led Team in Blocks	-

2018-19 GAME-BY-GAME

OPPONENT (Date)	MP	FG-A	PCT	3PT-A	PCT	FT-A	PCT	O-D-T	PF	A	TO	BLK	ST	TP
vs. Michigan State (11.6)														
VERMONT (11.12)														
LOUISIANA (11.16)														
vs. Marquette (11.21)														
vs. Tennessee (11.23)														
STANFORD (12.1)														
WOFFORD (12.4)	1	0-0	---	0-0	---	0-0	---	0-0-0	1	0	0	0	0	0
NEW MEXICO STATE (12.8)														
VILLANOVA (12.15)														
SOUTH DAKOTA (12.18)	2	0-1	.000	0-0	---	0-0	---	1-0-1	0	0	0	0	0	0
at Arizona State (12.22)														
EASTERN MICHIGAN (12.29)														
OKLAHOMA (1.2)														
at Iowa State (1.5)														
TCU (1.9)														
at Baylor (1.12)														
TEXAS (1.14)														
at West Virginia (1.19)														
IOWA STATE (1.21)														
at Kentucky (1.26)														
at Texas (1.29)														
TEXAS TECH (2.2)	2	0-1	.000	0-1	.000	0-0	---	0-0-0	0	0	0	0	0	0
at Kansas State (2.5)	0+	0-0	---	0-0	---	0-0	---	0-0-0	1	1	0	0	0	0
OKLAHOMA STATE (2.9)														
at TCU (2.11)														
WEST VIRGINIA (2.16)	1	0-1	.000	0-0	---	0-0	---	0-0-0	0	0	1	0	0	0
at Texas Tech (2.23)	1	0-0	---	0-0	---	0-0	---	0-0-0	0	0	0	0	0	0
KANSAS STATE (2.25)	0+	0-0	---	0-0	---	0-0	---	0-0-0	0	0	0	0	0	0
at Oklahoma State (3.2)														
at Oklahoma (3.5)														
BAYLOR (3.9)														
TOTAL	7	0-3	.000	0-1	.000	0-0	---	1-0-1	2	1	1	0	0	0

^ Starter

CAREER YEAR-BY-YEAR STATISTICS

SEASON	GP	GS	MIN	AVG	FG	FGA	PCT	3FG	3FGA	PCT	FT	FTA	PCT	OFF	DEF	TOT	AVG	PF	FO	AST	TO	BLK	STL	PTS	AVG
2018-19	7	0	7	1.0	0	3	.000	0	1	.000	0	0	.000	1	0	1	0.1	2	0	1	1	0	0	0	0.0
TOTAL	7	0	7	1.0	0	3	.000	0	1	.000	0	0	.000	1	0	1	0.1	2	0	1	1	0	0	0	0.0

BIG 12 ONLY YEAR-BY-YEAR STATISTICS

SEASON	GP	GS	MIN	AVG	FG	FGA	PCT	3FG	3FGA	PCT	FT	FTA	PCT	OFF	DEF	TOT	AVG	PF	FO	AST	TO	BLK	STL	PTS	AVG
2018-19	5	0	4	0.8	0	2	.000	0	1	.000	0	0	.000	0	0	0	0.0	1	0	1	1	0	0	0	0.0
TOTAL	5	0	4	0.8	0	2	.000	0	1	.000	0	0	.000	0	0	0	0.0	1	0	1	1	0	0	0	0.0

SILVIO DE SOUSA

 (deh-SOE-suh)

Freshman • Forward • 6-9 • 245 • Luanda, Angola • IMG Academy (Fla.)

LAST SEASON STATS

PPG	RPG	BPG	FG%	3FG%	FT%
4.0	3.7	0.2	68%	-	71%

LAST GAME VS. VILLANOVA (3.31.18)

MIN	PTS	REBS	ASTS	BLKS	STLS
10	7	7	0	0	0

2017-18: Averaged 4.8 points and 5.4 rebounds in the 2018 NCAA Tournament ... Tied season high with 26 minutes vs. Duke (3/25) with 10 rebounds and scoring four points ... Averaged 20.0 minutes, 10.0 ppg and 9.7 rpg in the Big 12 Championship ... Posted his first double-double (16 points, 10 rebounds) vs. West Virginia (3/10) in the Big 12 title game ... Pulled down six or more rebounds seven times, including his last three games in the NCAA Tournament ... Joined the team following graduation from IMG Academy in Bradenton, Florida, following the fall 2017 semester.



CAREER HONORS

CAREER HIGHS

Points	16	vs. West Virginia (3.10.18)
Field Goals	8	vs. West Virginia (3.10.18)
Field Goal Att.	8	vs. West Virginia (3.10.18)
3PT Field Goals	-	-
3PT Field Goal Att.	-	-
Free Throws	4	vs. Oklahoma (2.19.18)
Free Throw Att.	4	3x, last vs. Villanova (3.31.18)
Rebounds	11	vs. Kansas State (3.9.18)
Assists	1	4x, last vs. Duke (3.25.18)
Blocks	1	3x, last vs. Duke (3.25.18)
Steals	1	vs. West Virginia (3.10.18)
Minutes	26	vs. Duke (3.25.18) vs. West Virginia (3.10.18)

MISCELLANEOUS

	FR	SO	CAREER
Double-Doubles	1		1
10+ Points	2		2
20+ Points	-		-
5+ Rebounds	7		7
10+ Rebounds	3		3
3+ Assists	-		-
2+ Steals	-		-
2+ Blocks	-		-
Led Team in Pts.	-		-
Led Team in Rebs.	4		4
Led Team in Assists	-		-
Led Team in Steals	-		-
Led Team in Blocks	1		1

2018-19 GAME-BY-GAME

OPPONENT (Date)	MP	FG-A	PCT	3PT-A	PCT	FT-A	PCT	O-D-T	PF	A	TO	BLK	ST	TP
vs. Michigan State (11.6)														DNP
VERMONT (11.12)														DNP
LOUISIANA (11.16)														DNP
vs. Marquette (11.21)														DNP
vs. Tennessee (11.23)														DNP
STANFORD (12.1)														DNP
WOFFORD (12.4)														DNP
NEW MEXICO STATE (12.8)														DNP
VILLANOVA (12.15)														DNP
SOUTH DAKOTA (12.18)														DNP
at Arizona State (12.22)														DNP
EASTERN MICHIGAN (12.29)														DNP
OKLAHOMA (1.2)														DNP
at Iowa State (1.5)														DNP
TCU (1.9)														DNP
at Baylor (1.12)														DNP
TEXAS (1.14)														DNP
at West Virginia (1.19)														DNP
IOWA STATE (1.21)														DNP
at Kentucky (1.26)														DNP
at Texas (1.29)														DNP
TEXAS TECH (2.2)														DNP
at Kansas State (2.5)														DNP
OKLAHOMA STATE (2.9)														DNP
at TCU (2.11)														DNP
WEST VIRGINIA (2.16)														DNP
at Texas Tech (2.23)														DNP
KANSAS STATE (2.25)														DNP
at Oklahoma State (3.2)														DNP
at Oklahoma (3.5)														DNP
BAYLOR (3.9)														DNP
TOTAL														

^ Starter

CAREER YEAR-BY-YEAR STATISTICS

SEASON	GP	GS	MIN	AVG	FG	FGA	PCT	3FG	3FGA	PCT	FT	FTA	PCT	OFF	DEF	TOT	AVG	PF	FO	AST	TO	BLK	STL	PTS	AVG
2017-18	20	0	175	8.8	32	47	.681	0	0	.000	15	21	.714	33	41	74	3.7	33	0	4	18	3	1	79	4.0
2018-19	-	-	-	-	-	-	-	-	-	-	-	-	-	-	-	-	-	-	-	-	-	-	-	-	-
TOTAL	20	0	175	8.8	32	47	.681	0	0	.000	15	21	.714	33	41	74	3.7	33	0	4	18	3	1	79	4.0

BIG 12 ONLY YEAR-BY-YEAR STATISTICS

SEASON	GP	GS	MIN	AVG	FG	FGA	PCT	3FG	3FGA	PCT	FT	FTA	PCT	OFF	DEF	TOT	AVG	PF	FO	AST	TO	BLK	STL	PTS	AVG
2017-18	11	0	50	4.5	9	14	.643	0	0	.000	7	9	.778	12	6	18	1.6	14	0	2	7	0	0	25	2.3
2018-19	-	-	-	-	-	-	-	-	-	-	-	-	-	-	-	-	-	-	-	-	-	-	-	-	-
TOTAL	11	0	50	4.5	9	14	.643	0	0	.000	7	9	.778	12	6	18	1.6	14	0	2	7	0	0	25	2.3

LAGERALD VICK

Senior • Guard • 6-5 • 190 • Memphis, Tenn. • Douglass HS

SEASON STATS

PPG	RPG	APG	FG%	3FG%	FT%
14.1	4.0	1.9	48%	46%	77%

LAST GAME AT KANSAS STATE (2.5.19)

MIN	PTS	REBS	ASTS	BLKS	STLS
19	7	3	2	0	1

Announced Feb. 7 that he will take a leave of absence from the team, with no timetable for a return ... Lone senior on the Kansas roster ... Made 13 3-pointers in his last six games in 2017-18 ... All-Big 12 Honorable Mention ... Had six 20-point efforts ... Recorded 12 games of six-plus rebounds in 2017-18 including eight boards vs. Clemson (3/23) ... Averaged 7.4 ppg and shot 37 percent from beyond the arc in 2016-17.



CAREER HONORS

- 2x Big 12 Player of the Week (11.19, 12.3)
- NIT Season Tip-Off All-Tournament Team
- All-Big 12 Honorable Mention [2017-18]
- Academic All-Big 12 Rookie Team [2015-16]

CAREER HIGHS

Points	33	vs. Louisiana (11.16.18)
Field Goals	12	vs. Vermont (11.12.18) vs. Washington (12.6.17)
Field Goal Att.	23	vs. Washington (12.6.17)
3PT Field Goals	8	vs. Vermont (11.12.18)
3PT Field Goal Att.	12	vs. Louisiana (11.16.18)
Free Throws	8	vs. Villanova (12.15.18)
Free Throw Att.	10	vs. Villanova (12.15.18)
Rebounds	11	vs. Texas Southern (11.21.17)
Assists	7	3x, last vs. Washington (12.6.17)
Blocks	3	vs. Oakland (11.24.17)
Steals	3	6x, last vs. Oklahoma (1.2.19)
Minutes	43	2x, last vs. Stanford (12.1.18)

MISCELLANEOUS

	FR	SO	JR	SR	CAREER
Double-Doubles	0	0	1	-	1
10+ Points	0	7	24	17	48
20+ Points	0	1	6	5	12
30+ Points	0	0	0	2	2
5+ Rebounds	1	12	21	7	35
10+ Rebounds	0	0	1	-	1
3+ Assists	0	2	12	6	20
3+ 3PT Field Goals	0	4	9	10	23
2+ Steals	0	6	10	7	23
2+ Blocks	0	2	2	-	4
Led Team in Pts.	0	1	3	6	10
Led Team in Rebs.	0	1	4	1	6
Led Team in Assists	0	0	3	2	5
Led Team in Steals	0	5	6	5	16
Led Team in Blocks	0	6	6	1	13

2018-19 GAME-BY-GAME

OPPONENT (Date)	MP	FG-A	PCT	3PT-A	PCT	FT-A	PCT	O-D-T	PF	A	TO	BLK	ST	TP
^vs. Michigan State (11.6)	32	1-7	.143	0-4	.000	0-0	---	0-3-3	2	3	2	0	3	2
^VERMONT (11.12)	33	12-14	.857	8-8	1.000	0-0	---	1-2-3	2	1	2	0	1	32
^LOUISIANA (11.16)	40	11-18	.611	7-12	.583	4-5	.800	2-7-9	0	2	3	0	2	33
^vs. Marquette (11.21)	36	6-12	.500	3-5	.600	1-2	.500	0-2-2	2	0	2	0	1	16
^vs. Tennessee (11.23)	43	6-12	.500	3-7	.429	0-0	---	1-1-2	2	4	2	0	1	15
^STANFORD (12.1)	43	10-17	.588	7-11	.636	0-0	.000	1-4-5	3	1	3	0	1	27
WOFFORD (12.4)	22	0-3	.000	0-2	.000	0-0	---	0-2-2	0	0	2	0	1	0
NEW MEXICO STATE (12.8)	31	2-8	.250	1-3	.333	0-0	---	0-6-6	2	5	1	1	2	5
^VILLANOVA (12.15)	39	9-15	.600	3-8	.375	8-10	.800	0-7-7	2	1	3	0	0	29
^SOUTH DAKOTA (12.18)	33	5-12	.417	2-3	.667	0-0	---	2-3-5	2	2	3	1	3	12
^at Arizona State (12.22)	37	5-16	.313	3-11	.273	1-1	1.000	0-2-2	4	1	3	0	2	14
^EASTERN MICHIGAN (12.29)	29	2-7	.286	0-5	.000	0-1	.000	0-3-3	0	4	2	0	1	4
^OKLAHOMA (1.2)	25	5-12	.417	2-7	.286	0-1	.000	0-4-4	1	1	4	1	3	12
^at Iowa State (1.5)	29	2-8	.250	2-6	.333	0-0	---	0-4-4	0	1	7	0	2	6
^TCU (1.9)	36	5-10	.500	2-7	.286	0-0	---	1-3-4	2	4	6	0	0	12
^at Baylor (1.12)	36	6-10	.600	6-8	.750	0-1	.000	0-3-3	1	2	4	1	0	18
^TEXAS (1.14)	32	7-14	.500	5-8	.625	2-2	1.000	0-4-4	0	4	0	0	1	21
^at West Virginia (1.19)	33	5-12	.417	2-6	.333	1-1	1.000	1-2-3	1	0	2	0	0	13
^IOWA STATE (1.21)	37	5-11	.455	2-6	.333	2-2	1.000	0-3-3	0	1	2	0	0	14
^at Kentucky (1.26)	35	4-9	.444	2-5	.400	0-0	---	1-5-6	3	1	1	0	1	10
at Texas (1.29)	23	4-9	.444	2-5	.400	0-0	---	0-2-2	0	1	1	0	1	10
^TEXAS TECH (2.2)	36	4-7	.571	3-4	.750	2-2	1.000	1-5-6	1	2	1	1	0	13
^at Kansas State (2.5)	19	2-5	.400	1-4	.250	2-2	1.000	0-3-3	0	2	2	0	1	7
OKLAHOMA STATE (2.9)														
at TCU (2.11)														
WEST VIRGINIA (2.16)														
at Texas Tech (2.23)														
KANSAS STATE (2.25)														
at Oklahoma State (3.2)														
at Oklahoma (3.5)														
BAYLOR (3.9)														
TOTAL	759	118-248	.476	66-145	.455	23-30	.767	11-80-91	30	43	58	5	27	325

^ Starter

CAREER YEAR-BY-YEAR STATISTICS

SEASON	GP	GS	MIN	AVG	FG	FGA	PCT	3FG	3FGA	PCT	FT	FTA	PCT	OFF	DEF	TOT	AVG	PF	FO	AST	TO	BLK	STL	PTS	AVG
2015-16	19	0	91	4.8	14	25	.560	8	17	.471	3	6	.500	1	4	5	0.3	6	0	8	6	1	3	39	2.1
2016-17	36	6	878	24.4	97	219	.443	34	92	.370	38	46	.826	36	91	127	3.5	58	1	34	40	15	21	266	7.4
2017-18	39	35	1289	33.1	187	383	.488	59	158	.373	37	55	.673	37	150	187	4.8	74	0	83	64	13	34	470	12.1
2018-19	23	20	759	33.0	118	248	.476	66	145	.455	23	30	.767	11	80	91	4.0	30	0	43	58	5	27	325	14.1
TOTAL	117	61	3017	25.8	416	875	.475	167	412	.405	101	137	.737	85	325	410	3.5	168	1	168	168	34	85	1100	9.4

BIG 12 ONLY YEAR-BY-YEAR STATISTICS

SEASON	GP	GS	MIN	AVG	FG	FGA	PCT	3FG	3FGA	PCT	FT	FTA	PCT	OFF	DEF	TOT	AVG	PF	FO	AST	TO	BLK	STL	PTS	AVG
2015-16	8	0	25	3.1	5	9	.556	5	8	.625	0	0	.000	0	1	1	0.1	3	0	0	1	0	0	15	1.9
2016-17	18	0	424	23.6	41	99	.414	15	43	.349	25	30	.833	18	41	59	3.3	27	1	14	20	5	9	122	6.8
2017-18	18	14	587	32.6	63	152	.414	22	75	.293	14	24	.583	10	62	72	4.0	42	0	25	29	4	12	162	9.0
2018-19	10	9	306	30.6	45	98	.459	27	61	.443	9	11	.818	3	33	36	3.6	6	0	18	29	3	8	126	12.6
TOTAL	54	23	1342	24.9	154	358	.430	69	187	.369	48	65	.738	31	137	168	3.1	78	1	57	79	12	29	425	7.9



OCHAI AGBAJI

(OCH-eye uh-BAH-gee)

Freshman • Guard • 6-5 • 210 • Kansas City, Mo. • Oak Park HS

SEASON STATS

PPG	RPG	APG	FG%	3FG%	FT%
9.4	4.8	0.7	51%	36%	70%

LAST GAME VS. KANSAS STATE (2.25.19)

MIN	PTS	REBS	ASTS	BLKS	STLS
16	0	3	0	0	0

Played in his first game of the season vs. TCU (1/9) ... Previously declared a redshirt for 2018-19 on Nov. 5 ... A Kansas City product who is very athletic and has a great shooting touch ... Verbally committed to Kansas in February 2018 ... Bill Self compares Agbaji to Kansas City Jayhawk Travis Releford who played in 138 career games and was a two-year starter while at KU.

CAREER HONORS

Big 12 Newcomer of the Week (2.4.19)

CAREER HIGHS

Points	24	at Texas (1.29.19)
Field Goals	8	vs. Oklahoma State (2.9.19) at Texas (1.29.19)
Field Goal Att.	12	at TCU (2.11.19) vs. Oklahoma State (2.9.19)
3PT Field Goals	5	vs. Oklahoma State (2.9.19)
3PT Field Goal Att.	7	vs. Oklahoma State (2.9.19)
Free Throws	6	at TCU (2.11.19) at Texas (1.29.19)
Free Throw Att.	8	at Texas (1.29.19)
Rebounds	11	at TCU (2.11.19)
Assists	3	vs. Texas Tech (2.2.19)
Blocks	1	6x, last at Texas Tech (2.23.19)
Steals	2	at Texas (1.29.19) vs. TCU (1.9.19)
Minutes	41	at TCU (2.11.19)

MISCELLANEOUS

	FRESHMAN/CAREER
Double-Doubles	2
10+ Points	6
20+ Points	3
5+ Rebounds	5
10+ Rebounds	2
3+ Assists	1
2+ 3PT Field Goals	4
2+ Steals	2
2+ Blocks	-
Led Team in Pts.	1
Led Team in Rebs.	3
Led Team in Assists	-
Led Team in Steals	-
Led Team in Blocks	3

2018-19 GAME-BY-GAME

OPPONENT (Date)	MP	FG-A	PCT	3PT-A	PCT	FT-A	PCT	O-D-T	PF	A	TO	BLK	ST	TP
vs. Michigan State (11.6)														
VERMONT (11.12)														
LOUISIANA (11.16)														
vs. Marquette (11.21)														
vs. Tennessee (11.23)														
STANFORD (12.1)														
WOFFORD (12.4)														
NEW MEXICO STATE (12.8)														
VILLANOVA (12.15)														
SOUTH DAKOTA (12.18)														
at Arizona State (12.22)														
EASTERN MICHIGAN (12.29)														
OKLAHOMA (1.2)														
at Iowa State (1.5)														
TCU (1.9)	25	3-5	.600	1-2	.500	0-0	---	1-3-4	2	1	0	1	2	7
at Baylor (1.12)	21	4-5	.800	1-2	.500	1-2	.500	1-2-3	2	0	0	0	1	10
TEXAS (1.14)	25	2-5	.400	0-2	.000	0-0	---	0-4-4	1	2	0	0	1	4
at West Virginia (1.19)	4	0-1	.000	0-0	---	0-0	---	1-2-3	0	0	3	0	0	0
IOWA STATE (1.21)	16	3-6	.500	2-4	.500	0-0	.000	1-4-5	5	0	2	1	0	8
at Kentucky (1.26)	21	2-6	.333	1-4	.250	2-2	1.000	2-0-2	0	0	1	0	0	7
*at Texas (1.29)	35	8-10	.800	2-4	.500	6-8	.750	4-3-7	4	0	2	1	2	24
*TEXAS TECH (2.2)	33	3-8	.375	1-4	.250	3-6	.500	1-9-10	3	3	2	0	1	10
*at Kansas State (2.5)	35	3-7	.429	0-2	.000	0-2	.000	1-3-4	3	0	4	1	1	6
*OKLAHOMA STATE (2.9)	36	8-12	.667	5-7	.714	2-2	1.000	1-5-6	1	2	0	0	0	23
*at TCU (2.11)	41	6-12	.500	2-6	.333	6-6	1.000	1-10-11	0	1	1	1	1	20
*WEST VIRGINIA (2.16)	27	4-9	.444	1-4	.250	1-2	.500	0-3-3	4	1	3	0	1	10
*at Texas Tech (2.23)	30	1-6	.167	0-3	.000	0-0	---	0-2-2	1	0	2	1	0	2
*KANSAS STATE (2.25)	16	0-1	.000	0-1	.000	0-0	---	0-3-3	0	0	1	0	0	0
at Oklahoma State (3.2)														
at Oklahoma (3.5)														
BAYLOR (3.9)														
TOTAL	365	47-93	.505	16-45	.356	21-30	.700	14-53-67	26	10	21	6	10	131

^ Starter

CAREER YEAR-BY-YEAR STATISTICS

SEASON	GP	GS	MIN	AVG	FG	FGA	PCT	3FG	3FGA	PCT	FT	FTA	PCT	OFF	DEF	TOT	AVG	PF	FO	AST	TO	BLK	STL	PTS	AVG
2018-19	14	8	365	26.1	47	93	.505	16	45	.356	21	30	.700	14	53	67	4.8	26	1	10	21	6	10	131	9.4
TOTAL	14	8	365	26.1	47	93	.505	16	45	.356	21	30	.700	14	53	67	4.8	26	1	10	21	6	10	131	9.4

BIG 12 ONLY YEAR-BY-YEAR STATISTICS

SEASON	GP	GS	MIN	AVG	FG	FGA	PCT	3FG	3FGA	PCT	FT	FTA	PCT	OFF	DEF	TOT	AVG	PF	FO	AST	TO	BLK	STL	PTS	AVG
2018-19	13	8	344	26.5	45	87	.517	15	41	.366	19	28	.679	12	53	65	5.0	26	1	10	20	6	10	124	9.5
TOTAL	13	8	344	26.5	45	87	.517	15	41	.366	19	28	.679	12	53	65	5.0	26	1	10	20	6	10	124	9.5

DAVID McCORMACK

Freshman • Forward • 6-10 • 265 • Norfolk, Va. • Oak Hill Academy

SEASON STATS

PPG	RPG	BPG	FG%	3FG%	FT%
2.3	2.3	0.4	54%	-	52%

LAST GAME VS. KANSAS STATE (2.25.19)

MIN	PTS	REBS	ASTS	BLKS	STLS
7	0	1	0	0	0

A 2018 McDonald's All-American who also represented the USA at the Nike Hoop Summit ... A big body who showed a lot of discipline in losing more than 50 pounds during high school ... Can play both power forward and center and can open up the middle with his outside shooting.



CAREER HONORS

CAREER HIGHS

Points	12	vs. South Dakota (12.18.18)
Field Goals	4	vs. West Virginia (2.16.19) vs. South Dakota (12.18.18)
Field Goal Att.	7	vs. South Dakota (12.18.18)
3PT Field Goals	-	
3PT Field Goal Att.	-	
Free Throws	4	vs. South Dakota (12.18.18)
Free Throw Att.	4	4x, last vs. West Virginia (2.16.19)
Rebounds	6	vs. South Dakota (12.18.18) vs. Louisiana (11.16.18)
Assists	2	at Texas (1.29.19)
Blocks	2	vs. West Virginia (2.16.19) vs. South Dakota (12.18.18)
Steals	2	vs. West Virginia (2.16.19)
Minutes	24	vs. West Virginia (2.16.19)

MISCELLANEOUS

	FRESHMAN/CAREER
Double-Doubles	-
10+ Points	2
20+ Points	-
5+ Rebounds	4
10+ Rebounds	-
2+ Assists	1
1+ 3PT Field Goals	-
2+ Steals	1
2+ Blocks	2
Led Team in Pts.	-
Led Team in Rebs.	-
Led Team in Assists	-
Led Team in Steals	1
Led Team in Blocks	3

2018-19 GAME-BY-GAME

OPPONENT (Date)	MP	FG-A	PCT	3PT-A	PCT	FT-A	PCT	O-D-T	PF	A	TO	BLK	ST	TP
vs. Michigan State (11.6)	5	1-2	.500	0-0	---	1-4	.250	1-2-3	1	1	0	0	0	3
VERMONT (11.12)								DNP						
LOUISIANA (11.16)	10	1-4	.250	0-0	---	0-0	---	4-2-6	0	0	0	1	0	2
vs. Marquette (11.21)	2	1-1	1.000	0-0	---	0-0	---	0-0-0	0	0	0	0	0	2
vs. Tennessee (11.23)	4	0-0	---	0-0	---	0-0	---	0-1-1	1	0	2	0	0	0
STANFORD (12.1)	1	0-0	---	0-0	---	0-0	---	0-1-1	0	0	0	0	0	0
WOFFORD (12.4)	5	3-5	.600	0-0	---	0-0	---	0-3-3	0	0	0	0	0	6
NEW MEXICO STATE (12.8)	4	0-1	.000	0-0	---	0-0	---	0-0-0	0	0	0	1	0	0
VILLANOVA (12.15)	1	0-0	---	0-0	---	0-0	---	0-0-0	0	0	0	0	0	0
SOUTH DAKOTA (12.18)	17	4-7	.571	0-0	---	4-4	1.000	1-5-6	2	1	0	2	0	12
at Arizona State (12.22)	11	1-2	.500	0-0	---	0-0	---	2-2-4	2	0	0	1	0	2
EASTERN MICHIGAN (12.29)	17	2-2	1.000	0-0	---	0-1	.000	0-5-5	2	0	0	1	1	4
OKLAHOMA (1.2)	6	0-1	.000	0-0	---	0-0	---	1-0-1	1	0	1	0	1	0
at Iowa State (1.5)	10	1-2	.500	0-0	---	0-0	---	0-1-1	1	0	0	0	0	2
TCU (1.9)	1	0-0	---	0-0	---	0-0	---	0-0-0	0	0	0	0	0	0
at Baylor (1.12)	6	0-0	---	0-0	---	0-0	---	0-0-0	1	0	0	0	0	0
TEXAS (1.14)	8	1-3	.333	0-0	---	0-1	.000	3-1-4	2	0	1	0	0	2
at West Virginia (1.19)	8	1-1	1.000	0-0	---	0-0	---	1-3-4	0	0	0	0	0	2
IOWA STATE (1.21)	2	0-0	---	0-0	---	0-0	---	0-1-1	0	0	0	0	0	0
at Kentucky (1.26)	8	0-1	.000	0-0	---	0-1	.000	1-2-3	1	0	0	0	0	0
at Texas (1.29)	9	1-1	1.000	0-0	---	0-0	---	0-0-0	1	2	1	0	0	2
TEXAS TECH (2.2)	6	0-0	---	0-0	---	0-0	---	0-1-1	0	0	2	0	0	0
at Kansas State (2.5)								DNP						
*OKLAHOMA STATE (2.9)	14	0-3	.000	0-0	---	0-0	---	4-1-5	2	0	0	1	0	0
*at TCU (2.11)	17	1-3	.333	0-0	---	2-4	.500	1-2-3	4	0	0	1	0	4
*WEST VIRGINIA (2.16)	24	4-4	1.000	0-0	---	2-4	.500	3-1-4	4	1	4	2	2	10
*at Texas Tech (2.23)	16	3-3	1.000	0-0	---	2-2	1.000	0-4-4	2	0	3	0	0	8
*KANSAS STATE (2.25)	7	0-0	---	0-0	---	0-0	---	1-0-1	0	0	2	0	0	0
at Oklahoma State (3.2)														
at Oklahoma (3.5)														
BAYLOR (3.9)														
TOTAL	219	25-46	.543	0-0	---	11-21	.524	23-38-61	27	5	16	10	4	61

^ Starter

CAREER YEAR-BY-YEAR STATISTICS

SEASON	GP	GS	MIN	AVG	FG	FGA	PCT	3FG	3FGA	PCT	FT	FTA	PCT	OFF	DEF	TOT	AVG	PF	FO	AST	TO	BLK	STL	PTS	AVG
2018-19	26	5	219	8.4	25	46	.543	0	0	.000	11	21	.524	23	38	61	2.3	27	0	5	16	10	4	61	2.3
TOTAL	26	5	219	8.4	25	46	.543	0	0	.000	11	21	.524	23	38	61	2.3	27	0	5	16	10	4	61	2.3

BIG 12 ONLY YEAR-BY-YEAR STATISTICS

SEASON	GP	GS	MIN	AVG	FG	FGA	PCT	3FG	3FGA	PCT	FT	FTA	PCT	OFF	DEF	TOT	AVG	PF	FO	AST	TO	BLK	STL	PTS	AVG
2018-19	14	5	134	9.6	12	21	.571	0	0	.000	6	11	.545	14	15	29	2.1	18	0	3	14	4	3	30	2.1
TOTAL	14	5	134	9.6	12	21	.571	0	0	.000	6	11	.545	14	15	29	2.1	18	0	3	14	4	3	30	2.1



UDOKA AZUBUIKE

(you-DOE-kuh az-uh-BOO-kee)

Junior • Center • 7-0 • 270 • Delta, Nigeria • Potter's House Christian Academy

SEASON STATS

PPG	RPG	BPG	FG%	3FG%	FT%
13.4	6.8	1.6	71%	-	34%

LAST GAME VS. OKLAHOMA (1.2.19)

MIN	PTS	REBS	ASTS	BLKS	STLS
23	8	9	0	2	0

Announced Jan. 6 he will miss the remainder of the 2018-19 season due to surgery on his right wrist ... Led NCAA Division I in field goal percentage at 77.0, which ranks second best for a season in NCAA history ... Posted his sixth double-double of the season with 14 points and 11 rebounds vs. Clemson (3/23) ... Had 11 games with nine or more rebounds ... Ranked seventh in the Big 12 in rebound average (7.0) and sixth in blocked shots (1.7) ... Posted seven 20-point games season in 2017-18 ... Played in 11 games with six starts as a freshman in 2016-17 before a season-ending wrist injury.

CAREER HONORS

- Academic All-Big 12 First Team [2018-19]
- Kareem Abdul-Jabbar Center of the Year Award Candidate (1 of 20)
- Preseason All-Big 12 Honorable Mention
- All-Big 12 Third Team [2017-18]
- Academic All-Big 12 Second Team [2017-18]

CAREER HIGHS

Points	26	at Nebraska (12.16.17)
Field Goals	13	at Nebraska (12.16.17)
Field Goal Att.	17	vs. Vermont (11.12.18)
	17	at Nebraska (12.16.17)
3PT Field Goals	-	-
3PT Field Goal Att.	-	-
Free Throws	7	vs. West Virginia (2.17.18)
Free Throw Att.	11	vs. Baylor (1.20.18)
Rebounds	13	at Texas (12.29.17)
Assists	2	4x, last vs. Marquette (11.21.18)
Blocks	5	vs. Texas (2.26.18)
		vs. Kansas State (1.13.18)
Steals	3	vs. Oklahoma (2.19.18)
Minutes	34	3x, last vs. Vermont (11.12.18)

MISCELLANEOUS

	FR	SO	JR	CAREER
Double-Doubles	1	6	1	8
10+ Points	1	25	5	30
20+ Points	0	7	2	9
5+ Rebounds	4	30	5	39
10+ Rebounds	1	6	1	8
3+ Assists	0	0	-	0
2+ Steals	0	4	-	4
2+ Blocks	5	19	4	28
Led Team in Pts.	0	7	1	8
Led Team in Rebs.	3	20	2	25
Led Team in Assists	0	0	-	0
Led Team in Steals	0	1	-	1
Led Team in Blocks	6	22	5	33

2018-19 GAME-BY-GAME

OPPONENT (Date)	MP	FG-A	PCT	3PT-A	PCT	FT-A	PCT	O-D-T	PF	A	TO	BLK	ST	TP
^vs. Michigan State (11.6)	20	7-10	.700	0-0	---	3-7	.429	2-1-3	4	1	2	4	1	17
^VERMONT (11.12)	34	10-17	.588	0-0	---	3-6	.500	1-10-11	2	0	3	1	0	23
^LOUISIANA (11.16)	23	8-10	.800	0-0	---	1-4	.250	4-4-8	3	1	2	4	0	17
^vs. Marquette (11.21)	15	3-5	.600	0-0	---	0-3	.000	1-3-4	4	2	2	0	0	6
^vs. Tennessee (11.23)	17	4-6	.667	0-0	---	1-2	.500	1-3-4	5	0	4	1	1	9
^STANFORD (12.1)	28	9-11	.818	0-0	---	0-3	.000	3-6-9	4	1	2	0	1	18
^WOFFORD (12.4)	4	0-1	.000	0-0	---	0-0	---	2-2-4	0	0	0	0	0	0
NEW MEXICO STATE (12.8)								DNP -- INJURED						
VILLANOVA (12.15)								DNP -- INJURED						
SOUTH DAKOTA (12.18)								DNP -- INJURED						
at Arizona State (12.22)								DNP -- INJURED						
^EASTERN MICHIGAN (12.29)	20	10-13	.769	0-0	---	3-6	.500	3-6-9	2	0	2	2	1	23
^OKLAHOMA (1.2)	23	4-5	.800	0-0	---	0-1	.000	3-6-9	2	0	1	2	0	8
at Iowa State (1.5)								DNP -- INJURED						
TCU (1.9)								DNP -- INJURED						
at Baylor (1.12)								DNP -- INJURED						
TEXAS (1.14)								DNP -- INJURED						
at West Virginia (1.19)								DNP -- INJURED						
IOWA STATE (1.21)								DNP -- INJURED						
at Kentucky (1.26)								DNP -- INJURED						
at Texas (1.29)								DNP -- INJURED						
TEXAS TECH (2.2)								DNP -- INJURED						
at Kansas State (2.5)								DNP -- INJURED						
OKLAHOMA STATE (2.9)								DNP -- INJURED						
at TCU (2.11)								DNP -- INJURED						
WEST VIRGINIA (2.16)								DNP -- INJURED						
at Texas Tech (2.23)								DNP -- INJURED						
KANSAS STATE (2.25)								DNP -- INJURED						
at Oklahoma State (3.2)								DNP -- INJURED						
at Oklahoma (3.5)								DNP -- INJURED						
BAYLOR (3.9)								DNP -- INJURED						
TOTAL	184	55-78	.705	0-0	---	11-32	.344	20-41-61	26	5	18	14	4	121

^ Starter

CAREER YEAR-BY-YEAR STATISTICS

SEASON	GP	GS	MIN	AVG	FG	FGA	PCT	3FG	3FGA	PCT	FT	FTA	PCT	OFF	DEF	TOT	AVG	PF	FO	AST	TO	BLK	STL	PTS	AVG
2016-17	11	6	142	12.9	22	35	.629	0	0	.000	11	29	.379	13	35	48	4.4	31	0	2	15	18	2	55	5.0
2017-18	36	34	848	23.6	211	274	.770	0	0	.000	45	109	.413	87	165	252	7.0	108	4	24	63	60	20	467	13.0
2018-19	9	9	184	20.4	55	78	.705	0	0	.000	11	32	.344	20	41	61	6.8	26	1	5	18	14	4	121	13.4
TOTAL	56	49	1174	21.0	288	387	.744	0	0	.000	67	170	.394	120	241	361	6.4	165	5	31	96	92	26	643	11.5

BIG 12 ONLY YEAR-BY-YEAR STATISTICS

SEASON	GP	GS	MIN	AVG	FG	FGA	PCT	3FG	3FGA	PCT	FT	FTA	PCT	OFF	DEF	TOT	AVG	PF	FO	AST	TO	BLK	STL	PTS	AVG
2016-17	-	-	-	-	-	-	-	-	-	-	-	-	-	-	-	-	-	-	-	-	-	-	-	-	-
2017-18	18	18	431	23.9	100	127	.787	0	0	.000	32	76	.421	42	76	118	6.6	59	2	11	38	32	11	232	12.9
2018-19	1	1	23	23.0	4	5	.800	0	0	.000	0	1	.000	3	6	9	9.0	2	0	0	1	2	0	8	8.0
TOTAL	19	19	454	23.9	104	132	.788	0	0	.000	32	77	.416	45	82	127	6.7	61	2	11	39	34	11	240	12.6



MITCH LIGHTFOOT

Junior • Forward • 6-8 • 225 • Gilbert, Arizona • Gilbert Christian HS

SEASON STATS

PPG	RPG	BPG	FG%	3FG%	FT%
2.4	2.9	0.8	59%	13%	48%

LAST GAME VS. KANSAS STATE (2.25.19)

MIN	PTS	REBS	ASTS	BLKS	STLS
31	9	5	2	3	0

Started seven games in 2017-18 ... Pulled down a career-high 11 rebounds vs. Penn (3/18) with nine points ... Went 22-for-31 (71.0 percent) in his last 11 games ... Finished second on the team with 54 blocked shots ... Ranked eighth in the Big 12 with 1.5 blocked shots per game ... Led Kansas with 16 charges drawn ... Was born in Kansas City and moved to Arizona as a youth ... Played in 26 games as a freshman.

CAREER HONORS

CAREER HIGHS

Points	11	vs. Oakland (11.24.17)
Field Goals	4	4x, last vs. Kansas State (3.9.18)
Field Goal Att.	7	at West Virginia (1.15.18) vs. Texas Southern (11.21.17)
3PT Field Goals	2	vs. Tennessee St. (11.10.17)
3PT Field Goal Att.	3	vs. Texas Southern (11.21.17)
Free Throws	4	at Nebraska (12.16.17) vs. Oakland (11.24.17)
Free Throw Att.	5	vs. Kansas State (2.25.19) vs. Oklahoma State (2.9.19)
Rebounds	11	vs. Penn (3.15.18)
Assists	2	3x, last vs. Kansas State (2.25.19)
Blocks	6	at TCU (1.6.18)
Steals	2	at Iowa State (2.13.18)
Minutes	31	vs. Kansas State (2.25.19)

MISCELLANEOUS

	FR	SO	JR	CAREER
Double-Doubles	0	0	-	0
10+ Points	0	2	-	2
20+ Points	0	0	-	0
5+ Rebounds	1	10	8	19
10+ Rebounds	0	1	-	1
2+ Assists	0	1	2	3
2+ 3PT Field Goals	0	1	-	1
2+ Steals	0	1	-	1
2+ Blocks	3	13	4	20
Led Team in Pts.	0	0	-	0
Led Team in Rebs.	0	2	2	4
Led Team in Assists	0	0	-	0
Led Team in Steals	0	1	-	1
Led Team in Blocks	6	19	9	34

2018-19 GAME-BY-GAME

OPPONENT (Date)	MP	FG-A	PCT	3PT-A	PCT	FT-A	PCT	O-D-T	PF	A	TO	BLK	ST	TP
vs. Michigan State (11.6)	6	2-2	1.000	0-0	---	0-0	---	1-0-1	3	0	0	1	0	4
VERMONT (11.12)	6	0-1	.000	0-1	.000	1-2	.500	0-1-1	1	1	0	1	0	1
LOUISIANA (11.16)	2	0-0	---	0-0	---	0-0	---	0-0-0	1	0	1	0	0	0
vs. Marquette (11.21)	13	1-1	1.000	0-0	---	1-1	1.000	1-1-2	0	1	0	1	0	3
vs. Tennessee (11.23)	8	0-0	---	0-0	---	0-0	---	0-3-3	0	0	0	1	0	0
STANFORD (12.1)	5	0-1	.000	0-0	---	0-0	---	1-0-1	0	0	0	0	0	0
WOFFORD (12.4)	6	0-0	---	0-0	---	0-0	---	1-1-2	0	0	1	0	0	0
NEW MEXICO STATE (12.8)	18	3-6	.500	0-1	.000	1-2	.500	2-4-6	3	1	1	1	0	7
VILLANOVA (12.15)	14	1-1	1.000	0-0	---	0-1	.000	0-2-2	1	0	1	1	0	2
SOUTH DAKOTA (12.18)	14	2-3	.667	0-1	.000	3-4	.750	3-3-6	1	1	0	1	0	7
at Arizona State (12.22)	8	0-1	.000	0-0	---	0-0	---	1-1-2	2	0	1	1	0	0
EASTERN MICHIGAN (12.29)	11	2-3	.667	0-0	---	0-0	---	1-5-6	4	2	0	0	0	4
OKLAHOMA (1.2)	4	0-0	---	0-0	---	0-0	---	1-0-1	0	0	0	0	0	0
at Iowa State (1.5)	7	0-1	.000	0-1	.000	0-0	---	0-0-0	1	0	1	0	0	0
TCU (1.9)	10	1-1	1.000	0-0	---	0-0	---	0-3-3	0	0	0	0	0	2
at Baylor (1.12)	3	0-0	---	0-0	---	0-0	---	0-2-2	2	0	0	1	0	0
TEXAS (1.14)	6	0-1	.000	0-0	---	0-2	.000	0-0-0	1	0	0	0	0	0
at West Virginia (1.19)	4	0-0	---	0-0	---	0-0	---	0-0-0	1	0	0	0	0	0
IOWA STATE (1.21)								DNP						
at Kentucky (1.26)								DNP						
at Texas (1.29)	14	0-1	.000	0-0	---	0-0	---	0-0-0	3	0	0	1	0	0
TEXAS TECH (2.2)	7	0-0	---	0-0	---	0-0	---	0-1-1	2	0	1	0	0	0
at Kansas State (2.5)	14	2-2	1.000	0-0	---	2-2	1.000	3-2-5	2	0	0	0	0	6
OKLAHOMA STATE (2.9)	20	2-3	.667	0-1	.000	2-5	.400	5-4-9	5	1	0	2	1	6
at TCU (2.11)	22	2-4	.500	0-1	.000	0-1	.000	3-3-6	5	0	0	3	1	4
WEST VIRGINIA (2.16)	23	2-3	.667	0-0	---	1-2	.500	1-6-7	3	1	1	3	1	5
at Texas Tech (2.23)	11	1-1	1.000	0-0	---	0-0	---	2-2-4	1	1	1	0	1	2
KANSAS STATE (2.25)	31	3-5	.600	1-2	.500	2-5	.400	1-4-5	2	2	1	3	0	9
at Oklahoma State (3.2)														
at Oklahoma (3.5)														
BAYLOR (3.9)														
TOTAL	287	24-41	.585	1-8	.125	13-27	.481	27-48-75	44	11	10	21	4	62

^ Starter

CAREER YEAR-BY-YEAR STATISTICS

SEASON	GP	GS	MIN	AVG	FG	FGA	PCT	3FG	3FGA	PCT	FT	FTA	PCT	OFF	DEF	TOT	AVG	PF	FO	AST	TO	BLK	STL	PTS	AVG
2016-17	26	0	102	3.9	10	18	.556	2	3	.667	2	12	.167	9	16	25	1.0	17	0	1	7	11	2	24	0.9
2017-18	38	7	531	14.0	60	105	.571	6	17	.353	18	25	.720	48	68	116	3.1	83	3	10	29	54	10	144	3.8
2018-19	26	0	287	11.0	24	41	.585	1	8	.125	13	27	.481	27	48	75	2.9	44	2	11	10	21	4	62	2.4
TOTAL	90	7	920	10.2	94	164	.573	9	28	.321	33	64	.516	84	132	216	2.4	144	5	22	46	86	16	230	2.6

BIG 12 ONLY YEAR-BY-YEAR STATISTICS

SEASON	GP	GS	MIN	AVG	FG	FGA	PCT	3FG	3FGA	PCT	FT	FTA	PCT	OFF	DEF	TOT	AVG	PF	FO	AST	TO	BLK	STL	PTS	AVG
2016-17	10	0	39	3.9	2	5	.400	0	0	.000	1	4	.250	4	5	9	0.9	7	0	0	3	6	0	5	0.5
2017-18	18	2	238	13.2	26	51	.510	1	8	.125	3	5	.600	24	22	46	2.6	33	1	7	6	27	5	56	3.1
2018-19	14	0	176	12.6	13	22	.591	1	5	.200	7	17	.412	16	27	43	3.1	28	2	5	5	13	4	34	2.4
TOTAL	42	2	453	10.8	41	78	.526	2	13	.154	11	26	.423	46	54	98	2.3	68	3	12	14	46	9	95	2.3

GAME-BY-GAME COMPARISONS

Opponent	1st	2nd	Score	Mar	Total FG	FG Pct	3-Pointers	3FG Pct	Free Throws	FT Pct	Rebounds	Mar	Assist	TOver	Block	Steal	Fouls
vs. Michigan State (11/6)	50/36	42/51	92-87	+5	31-69/26-59	.449/.441	10-23/12-23	.435/.522	20-33/23-35	.606/.657	42/40	+2	21/19	11/18	7/7	10/5	28/25
VERMONT (11/12)	40/36	44/32	84-68	+16	33-63/23-56	.524/.411	12-19/9-26	.632/.346	6-10/13-17	.600/.765	38/28	+10	19/11	13/12	2/2	7/3	18/13
LOUISIANA (11/16)	44/41	45/35	89-76	+13	32-65/27-63	.492/.429	8-22/12-36	.364/.333	17-26/10-12	.654/.833	45/32	+13	20/16	16/15	5/0	6/10	14/20
vs. Marquette (11/21)	38/47	39/21	77-68	+9	28-58/25-60	.483/.417	5-10/14-31	.500/.452	16-24/4-5	.667/.800	38/31	+7	10/17	8/13	5/7	6/2	15/22
vs. Tennessee (11/23)	31/33	38/36	87-81	+6	30-60/31-75	.500/.413	5-17/7-27	.294/.259	22-34/12-17	.647/.706	43/40	+3	13/19	16/14	2/4	6/5	18/25
STANFORD (12/1)	29/35	46/40	90-84	+6	32-64/28-63	.500/.444	7-16/12-34	.438/.353	19-27/16-19	.704/.842	37/36	+1	12/13	11/18	0/6	10/3	20/22
WOFFORD (12/4)	29/26	43/21	72-47	+25	31-63/17-65	.492/.262	3-23/5-26	.130/.192	7-10/8-10	.700/.800	36/45	(9)	11/5	7/18	5/3	9/1	11/14
NEW MEXICO ST. (12/8)	26/28	37/32	63-60	+3	25-58/25-55	.431/.455	7-21/7-26	.333/.269	6-12/3-10	.500/.300	36/37	(1)	15/20	13/16	4/4	7/6	15/15
VILLANOVA (12/15)	33/31	41/40	74-71	+3	23-46/24-59	.500/.407	5-15/8-28	.333/.286	23-30/15-19	.767/.789	35/26	+9	9/8	14/9	2/2	4/5	19/21
SOUTH DAKOTA (12/18)	37/27	52/26	89-53	+36	34-66/22-58	.515/.379	9-23/3-13	.391/.231	12-15/6-13	.800/.462	42/31	+11	19/14	12/17	5/2	11/8	16/15
at Arizona State (12/22)	39/31	37/49	76-80	(4)	27-65/26-63	.415/.413	7-28/8-21	.250/.381	15-16/20-32	.938/.625	40/41	(1)	13/13	16/11	5/5	6/9	22/12
Eastern Michigan (12/29)	46/25	41/38	87-63	+24	31-56/21-70	.554/.300	7-21/6-32	.333/.188	18-26/15-23	.692/.652	42/42	-	25/7	17/16	4/1	7/9	20/23
OKLAHOMA (1/2)	40/25	30/38	70-63	+7	26-63/25-62	.413/.403	4-21/5-22	.190/.227	14-22/8-13	.636/.615	42/40	+2	10/9	14/17	6/2	11/5	17/17
at Iowa State (1/5)	32/36	28/41	60-77	(17)	24-56/28-61	.429/.459	6-20/13-25	.300/.520	6-11/8-10	.545/.800	41/26	+15	12/18	24/12	1/4	6/13	10/12
TCU (1/9)	40/31	37/37	77-68	+9	26-60/25-54	.433/.463	5-21/9-21	.238/.429	20-27/9-13	.741/.692	34/34	-	13/12	12/20	2/3	10/6	13/18
at Baylor (1/12)	35/25	38/43	73-68	+5	24-44/25-75	.545/.333	9-16/9-31	.563/.290	16-27/9-15	.593/.600	30/49	(19)	13/13	14/14	11/3	6/9	19/23
TEXAS (1/14)	38/40	42/38	80-78	+2	29-54/29-69	.537/.420	11-22/13-34	.500/.382	11-21/7-7	.524/1.000	31/38	(7)	14/19	4/6	1/2	5/2	12/18
at West Virginia (1/19)	23/23	41/42	64-65	(1)	24-55/25-54	.436/.463	5-16/5-14	.313/.357	11-13/10-14	.846/.714	34/28	+6	6/12	18/13	1/2	7/11	15/14
IOWA STATE (1/21)	37/42	43/34	80-76	+4	33-64/27-62	.516/.435	6-14/12-30	.429/.400	8-13/10-17	.615/.588	38/36	+2	10/12	11/14	3/3	7/7	17/18
at Kentucky (1/26)	33/30	30/41	63-71	(8)	23-63/25-64	.365/.391	9-23/4-18	.391/.222	8-11/17-23	.727/.739	36/49	(13)	9/14	8/11	2/8	4/4	21/13
at Texas (1/29)	23/26	40/47	63-73	(10)	22-51/21-50	.431/.420	6-18/10-28	.333/.357	13-16/21-23	.813/.913	27/31	(4)	10/13	13/12	4/2	8/5	20/13
TEXAS TECH (2/2)	46/26	33/37	79-63	+16	27-59/22-64	.458/.344	13-30/6-28	.433/.214	12-19/13-22	.632/.591	39/42	(3)	19/8	13/11	3/5	6/7	18/15
at Kansas State (2/5)	33/30	34/44	67-74	(7)	24-52/25-58	.462/.431	7-20/10-24	.350/.417	12-16/14-24	.750/.583	36/30	+6	11/17	23/12	4/1	9/11	23/15
OKLAHOMA STATE (2/9)	36/36	48/36	84-72	+12	31-62/24-55	.500/.436	11-29/9-20	.379/.450	11-15/15-18	.733/.833	38/27	+11	14/11	8/8	3/3	5/4	15/15
at TCU (2/11)	37/37	32/32	82-77	+5	28-68/27-71	.412/.380	9-30/8-26	.300/.308	17-23/15-24	.739/.625	49/43	+6	13/13	15/13	5/4	5/8	22/18
WEST VIRGINIA (2/16)	43/16	35/37	78-53	+25	28-53/20-59	.528/.339	8-20/3-23	.400/.130	14-18/10-15	.778/.667	31/36	(5)	17/14	19/24	6/4	7/11	16/18
at Texas Tech (2/23)	20/45	42/46	62-91	(29)	22-48/34-56	.458/.607	9-21/16-26	.429/.615	9-12/7-13	.750/.538	23/30	(7)	8/19	13/8	2/2	3/5	17/11
KANSAS STATE (2/25)	34/27	30/22	64-49	+15	21-53/18-57	.396/.316	8-24/8-21	.333/.381	14-19/5-5	.737/1.000	41/31	+10	14/9	10/12	6/4	6/5	8/17
at Oklahoma State (3/2)																	
at Oklahoma (3/5)																	
BAYLOR (3/9)																	

Note: Game totals are displayed in the format KANSAS/OPPONENT for each category

SPECIALTY SCORING STATS

Opponent	PAINT			OFF TURNOVERS			2ND CHANCE			FAST BREAK			BENCH		
	KU	OPP	MARGIN	KU	OPP	MARGIN	KU	OPP	MARGIN	KU	OPP	MARGIN	KU	OPP	MARGIN
vs. Michigan State (11/6)	40	24	+16	20	11	+9	12	11	+1	24	26	(2)	16	18	(2)
VERMONT (11/12)	32	16	+16	18	9	+9	16	5	+11	11	5	+6	12	11	+1
LOUISIANA (11/16)	44	24	+20	17	23	(6)	20	4	+16	7	23	-16	10	7	+3
vs. Marquette (11/21)	40	16	+24	15	5	+10	11	6	+5	8	0	+8	16	10	+6
vs. Tennessee (11/23)	48	40	+8	14	16	(2)	11	9	+2	12	0	+12	17	12	+5
STANFORD (12/1)	46	32	+14	22	9	+13	20	9	+11	5	2	+3	9	14	(5)
WOFFORD (12/4)	46	16	+30	25	5	+20	7	12	(5)	17	3	+14	15	14	+1
NEW MEXICO ST. (12/8)	32	36	(4)	29	16	+13	14	12	+2	6	5	+1	15	19	(4)
VILLANOVA (12/15)	24	30	(6)	10	9	+1	10	12	(2)	5	2	+3	4	0	+4
SOUTH DAKOTA (12/18)	38	32	+6	19	11	+8	10	5	+5	17	2	+15	40	30	+10
at Arizona State (12/22)	38	26	+12	10	13	(3)	6	11	(5)	10	7	+3	5	26	(21)
Eastern Michigan (12/29)	46	20	+26	20	17	+3	12	7	+5	16	9	+7	21	30	(9)
OKLAHOMA (1/2)	40	32	+8	22	14	+8	13	6	+7	12	6	+6	7	7	-
at Iowa State (1/5)	32	20	+12	4	20	(16)	12	6	+6	4	3	+1	6	14	(8)
TCU (1/9)	38	30	+8	24	13	+11	13	7	+6	8	6	+2	16	14	+2
at Baylor (1/12)	24	32	(8)	15	17	(2)	5	14	(9)	2	4	(2)	13	24	(11)
TEXAS (1/14)	34	28	+6	12	3	+9	2	17	(15)	6	3	+3	6	24	(18)
at West Virginia (1/19)	32	34	(2)	15	9	+6	6	8	(2)	4	6	(2)	4	28	(24)
IOWA STATE (1/21)	46	26	+20	17	8	+9	10	10	-	4	6	(2)	10	3	+7
at Kentucky (1/26)	20	38	(18)	10	8	+2	17	18	(1)	6	8	(2)	7	0	+7
at Texas (1/29)	30	16	+14	13	7	+6	13	10	+3	15	2	+13	12	18	(6)
TEXAS TECH (2/2)	26	26	-	15	16	(1)	5	10	(5)	14	5	+9	5	14	(9)
at Kansas State (2/5)	32	26	+6	12	22	(10)	13	7	+6	10	10	-	17	20	(3)
OKLAHOMA STATE (2/9)	28	22	+6	7	10	(3)	11	11	-	9	10	(1)	12	4	+8
at TCU (2/11)	34	36	(2)	13	15	(2)	14	9	+5	8	20	(12)	14	20	(6)
WEST VIRGINIA (2/16)	30	20	+10	24	18	+6	9	10	(1)	6	14	(8)	25	21	+4
at Texas Tech (2/23)	20	26	(6)	9	13	(4)	3	11	(8)	0	4	(4)	28	23	+5
KANSAS STATE (2/25)	22	8	+14	12	11	+1	13	7	+6	2	0	+2	18	10	+8
at Oklahoma State (3/2)															
at Oklahoma (3/5)															
BAYLOR (3/9)															
AVG/GM - OVERALL	34.4	26.1	+8.2	15.8	12.4	+3.4	11.0	9.4	+1.6	8.9	6.8	+2.0	13.6	15.5	(2.0)
AVG/GM - BIG 12 ONLY	31.2	25.5	+5.7	14.3	13.1	+1.2	9.5	9.5	-	6.9	6.6	+0.3	12.9	16.3	(3.4)

INDIVIDUAL LEADERS GAME-BY-GAME

OPPONENT	SCORE	W/L	POINTS	REBOUNDS	ASSISTS	STEALS	BLOCKS
vs. Michigan State (11/6)	92-87	W	21-Quentin Grimes	14-Dedric Lawson	6-Dedric Lawson	3-Lagerald Vick Devon Dotson	4-Udoka Azubuike
VERMONT (11/12)	84-68	W	32-Lagerald Vick	11-Udoka Azubuike	10-Quentin Grimes	2-Devon Dotson Marcus Garrett	1-Mitch Lightfoot Udoka Azubuike
LOUISIANA (11/16)	89-76	W	33-Lagerald Vick	9-Lagerald Vick	5-Marcus Garrett	2-Lagerald Vick	4-Udoka Azubuike
vs. Marquette (11/21)	77-68	W	26-Dedric Lawson	12-Dedric Lawson	4-Devon Dotson	3-Devon Dotson	2-Marcus Garrett Dedric Lawson
vs. Tennessee (11/23)	87-81	WOT	24-Dedric Lawson	13-Dedric Lawson	5-Dedric Lawson	2-K.J. Lawson	1-Mitch Lightfoot Udoka Azubuike
STANFORD (12/1)	90-84	WOT	27-Lagerald Vick	15-Dedric Lawson	4-Devon Dotson	4-Marcus Garrett	-
WOFFORD (12/4)	72-47	W	20-Dedric Lawson	8-Dedric Lawson	3-Three Tied	3-Devon Dotson	3-Dedric Lawson
NEW MEXICO STATE (12/8)	63-60	W	20-Dedric Lawson	10-Dedric Lawson	5-Lagerald Vick	3-Charlie Moore	1-Four Tied
VILLANOVA (12/15)	74-71	W	29-Lagerald Vick	12-Dedric Lawson	3-Marcus Garrett	4-Marcus Garrett	1-Marcus Garrett Mitch Lightfoot
SOUTH DAKOTA (12/18)	89-53	W	18-Charlie Moore	14-Dedric Lawson	6-Devon Dotson	3-Three Tied	2-David McCormack
at Arizona State (12/22)	76-80	L	30-Dedric Lawson	14-Dedric Lawson	5-Devon Dotson	2-Charlie Moore Lagerald Vick	1-Five Tied
EASTERN MICHIGAN (12/29)	87-63	W	23-Udoka Azubuike	9-Udoka Azubuike	5-Dedric Lawson	3-Devon Dotson	2-Udoka Azubuike
OKLAHOMA (1/2)	70-63	W	16-Devon Dotson	15-Dedric Lawson	5-Marcus Garrett	4-Devon Dotson	3-Dedric Lawson
at Iowa State (1/5)	60-77	L	19-Quentin Grimes	12-Dedric Lawson	3-Dedric Lawson Devon Dotson	2-Devon Dotson Lagerald Vick	1-Dedric Lawson
TCU (1/9)	77-68	W	31-Dedric Lawson	14-Dedric Lawson	4-Lagerald Vick	3-Dedric Lawson	1-Ochai Agbaji Devon Dotson
at Baylor (1/12)	73-68	W	18-Vick, Lagerald	6-Grimes, Quentin	5-Dotson, Devon	5-Lawson, Dedric	5-Lawson, Dedric
TEXAS (1/14)	80-78	W	21-Vick, Lagerald	8-Lawson, Dedric	5-Dotson, Devon	3-Garrett, Marcus	1-Garrett, Marcus
at West Virginia (1/19)	64-65	L	15-Lawson, Dedric Garrett, Marcus	11-Lawson, Dedric	3-Garrett, Marcus	6-Garrett, Marcus	1-Lawson, Dedric
IOWA STATE (1/21)	80-76	W	29-Lawson, Dedric	15-Lawson, Dedric	8-Dotson, Devon	3-Garrett, Marcus	1-Three Tied
at Kentucky (1/26)	63-71	L	20-Lawson, Dedric	15-Lawson, Dedric	4-Dotson, Devon	2-Garrett, Marcus	1-Lawson, Dedric Garrett, Marcus
at Texas (1/29)	63-73	L	24-Agbaji, Ochai	7-Lawson, Dedric Agbaji, Ochai	4-Dotson, Devon	3-Lawson, Dedric	2-Lawson, Dedric
TEXAS TECH (2/2)	79-63	W	25-Lawson, Dedric	10-Agbaji, Ochai Lawson, Dedric	6-Moore, Charlie	3-Dotson, Devon	2-Lawson, Dedric
at Kansas State (2/5)	67-74	L	18-Lawson, Dedric	9-Lawson, Dedric	5-Dotson, Devon	3-Dotson, Devon	2-Lawson, Dedric
OKLAHOMA STATE (2/9)	84-72	W	25-Lawson, Dedric	9-Lightfoot, Mitch	5-Lawson, Dedric	2-Dotson, Devon	2-Lightfoot, Mitch
at TCU (2/11)	82-77	WOT	25-Dotson, Devon	11-Agbaji, Ochai	5-Dotson, Devon	2-Dotson, Devon	3-Lightfoot, Mitch
WEST VIRGINIA (2/16)	78-53	W	15-Lawson, K.J. Dotson, Devon	7-Lightfoot, Mitch	8-Dotson, Devon	2-Grimes, Quentin McCormack, David	3-Lightfoot, Mitch
at Texas Tech (2/23)	62-91	L	14-Lawson, Dedric	5-Lawson, Dedric	3-Grimes, Quentin	2-Grimes, Quentin	1-Lawson, Dedric Agbaji, Ochai
KANSAS STATE (2/25)	64-49	W	18-Lawson, Dedric	14-Lawson, Dedric	5-Lawson, Dedric	2-Lawson, Dedric Garrett, Marcus	3-Lightfoot, Mitch
at Oklahoma State (3/2)							
at Oklahoma (3/5)							
BAYLOR (3/9)							

INDIVIDUAL SUPERLATIVES

CATEGORY	KANSAS	OPPONENT
Points Scored	33 by Lagerald Vick vs. Louisiana (11-16-18)	29 by Phil Booth of Villanova (12-15-18)
Total Field Goals	13 by Dedric Lawson vs. Iowa State (1-21-19)	11 by Phil Booth of Villanova (12-15-18)
Total FGs Attempted	20 by Dedric Lawson vs. Kansas State (2-25-19)	23 by Markus Howard of Marquette (11-21-18)
Highest FG% (5 made)	85.7 (12-14) by Lagerald Vick vs. Vermont (11-12-18)	100.0 (5-5) by Jermaine Haley of West Virginia (1-19-19)
Highest FG% (10 made)	85.7 (12-14) by Lagerald Vick vs. Vermont (11-12-18)	58.8 (10-17) by Stanley Umude of South Dakota (12-18-18)
3-Point Field Goals	8 by Lagerald Vick vs. Vermont (11-12-18)	6 by Sam Hauser of Marquette (11-21-18)
3-Pt. FGs Attempted	12 by Lagerald Vick vs. Louisiana (11-16-18)	13 by Sam Hauser of Marquette (11-21-18)
3-Point FG% (min. 3 made)	100.0 (3-3) by Dedric Lawson vs. Texas Tech (2-2-19) 100.0 (8-8) by Lagerald Vick vs. Vermont (11-12-18)	100.0 (5-5) by Maial Shayok of Iowa State (1-4-19)
Free Throws	10 by Dedric Lawson vs. Stanford (12-1-18) 10 by Dedric Lawson vs. Michigan State (11-6-18)	7, 4x, last by Kendric Davis of TCU (2-11-19)
Free Throws Attempted	13 by Dedric Lawson vs. TCU (1-9-19)	11 by Kendric Davis of TCU (2-11-19)
Free Throw % (min. 5 made)	100.0, 6x, by Dedric Lawson (6-6) and Devon Dotson (5-5) vs K-State (2-25-19)	100.0, 5x, last (6-6) by Dylan Osetkowski of Texas (1-29-19)
Offensive Rebounds	7 by Dedric Lawson vs. Iowa State (1-21-19)	8 by Mark Vital of Baylor (1-12-19) 8 by Cameron Jackson of Wofford (12-4-18)
Defensive Rebounds	12 by Dedric Lawson at Arizona State (12-22-18) 12 by Dedric Lawson vs. South Dakota (12-18-18)	12 by Christian James of Oklahoma (1-2-19)
Total Rebounds	15, 4x, last by Dedric Lawson at Kentucky (1-26-19)	14 by James Thompson IV of Eastern Michigan (12-29-18)
Assists	10 by Quentin Grimes vs. Vermont (11-12-18)	11 by Cassius Winston of Michigan State (11-6-18)
Turnovers	7 by Devon Dotson at West Virginia (1-19-19) 7 by Lagerald Vick at Iowa State (1-5-19)	6 by Cameron Jackson of Wofford (12-4-18)
Blocked Shots	5 by Dedric Lawson at Baylor (1-12-19)	5 by Nick Richards of Kentucky (1-26-19) 5 by Theo John of Marquette (11-21-18)
Steals	6 by Marcus Garrett at West Virginia (1-19-19)	4, 6x, last by Alex Robinson of TCU (2-11-19)
Minutes Played (including OT)	45 by Devon Dotson at TCU (2-11-19)	44, 2x, last by Desmond Bane of TCU (2-11-19)

TEAM SUPERLATIVES

KANSAS HIGH	KANSAS LOW	CATEGORY	OPPONENT HIGH	OPPONENT LOW
92 vs. Michigan State (11-6-18)	60 at Iowa State (1-5-19)	Points	91 by Texas Tech (2-23-19)	47 by Wofford (12-4-18)
52 (2nd) vs. South Dakota (12-18-18)	20 (1st) at Texas Tech (2-23-19)	Points/Half	51 (2nd) by Michigan State (11-6-18)	16 (1st) by West Virginia (2-16-19)
18 vs. Tennessee (11-23-18)	15 vs. Stanford (12-1-18)	Points/OT	12 by Tennessee (11-23-18)	9 by Stanford (12-1-18)
34 vs. South Dakota (12-18-18)	21 vs. Kansas State (2-25-19)	Field Goals	34 by Texas Tech (2-23-19)	17 by Wofford (12-4-18)
69 vs. Michigan State (11-6-18)	44 at Baylor (1-12-19)	Field Goal Attempts	75 by Baylor (1-12-19) 75 by Tennessee (11-23-18)	50 by Texas (1-29-19)
55.4 (31-56) vs. Eastern Michigan (12-29-18)	36.5 (23-63) at Kentucky (1-26-19)	Field Goal Percentage	60.7 (34-56) by Texas Tech (2-23-19)	26.2 (17-65) by Wofford (12-4-18)
13 vs. Texas Tech (2-2-19)	3 vs. Wofford (12-4-18)	3-Point Field Goals	16 by Texas Tech (2-23-19)	3 by West Virginia (2-16-19) 3 by South Dakota (12-18-18)
30 at TCU (2-11-19) 30 vs. Texas Tech (2-2-19)	10 vs. Marquette (11-21-18)	3-Point Field Goal Attempts	36 by Louisiana (11-16-18)	13 by South Dakota (12-18-18)
63.2 (12-19) vs. Vermont (11-12-18)	13.0 (3-23) vs. Wofford (12-4-18)	3-Point Field Goal Percentage	61.5 (16-26) by Texas Tech (2-23-19)	13.0 (3-23) by West Virginia (2-16-19)
23 vs. Villanova (12-15-18)	6, 3x, last at Iowa State (1-5-19)	Free Throws Made	23 by Michigan State (11-6-18)	3 by New Mexico State (12-8-18)
34 vs. Tennessee (11-23-18)	10 vs. Wofford (12-4-18) 10 vs. Vermont (11-12-18)	Free Throw Attempts	35 by Michigan State (11-6-18)	5 by Kansas State (2-25-19) 5 by Marquette (11-21-18)
93.8 (15-16) at Arizona State (12-22-18)	50.0 (6-12) vs. New Mexico State (12-8-18)	Free Throw Percentage	100.0 (7-7) by Texas (1-14-19) 100.0 (5-5) by Kansas State (2-25-19)	30.0 (3-10) by New Mexico State (12-8-18)
16 vs. Louisiana (11-16-18)	4 at Baylor (1-12-19)	Offensive Rebounds	26 by Baylor (1-12-19)	5, 3x, last by West Virginia (1-19-19)
37 at TCU (2-11-19)	18 at Texas Tech (2-23-19)	Defensive Rebounds	33 by Michigan State (11-6-18)	16 by Villanova (12-15-18)
49 at TCU (2-11-19)	23 at Texas Tech (2-23-19)	Rebounds	49 at Kentucky (1-26-19) 49 by Baylor (1-12-19)	26 by Iowa State (1-5-19) 26 by Villanova (12-15-18)
28 vs. Michigan State (11-6-18)	8 vs. Kansas State (2-25-19)	Fouls	25 by Tennessee (11-23-18) 25 by Michigan State (11-6-18)	11 by Texas Tech (2-23-19)
3 at TCU (2-11-19)	0, 18x, last vs. Kansas State (2-25-19)	DQs	2 by Iowa State (1-21-19)	0, 13x, last by Kansas State (2-5-19)
25 vs. Eastern Michigan (12-29-18)	6 at West Virginia (1-19-19)	Assists	20 by New Mexico State (12-8-18)	5 by Wofford (12-4-18)
24 at Iowa State (1-5-19)	4 vs. Texas (1-14-19)	Turnovers	24 vs. West Virginia (2-16-19)	6 by Texas (1-14-19)
11 at Baylor (1-12-19)	0 vs. Stanford (12-1-18)	Blocked Shots	8 by Kentucky (1-26-19)	0 by Louisiana (11-16-18)
11 vs. Oklahoma (1-2-19) 11 vs. South Dakota (12-18-18)	3 at Texas Tech (2-23-19)	Steals	13 by Iowa State (1-5-19)	1 by Wofford (12-4-18)

LEAD/DEFICIT BREAKDOWN GAME-BY-GAME

Opponent	FIRST HALF SCORE			SECOND HALF SCORE			FINAL SCORE			LARGEST		TIMES TIED	LEAD CHANGES	TIME LED	
	KU	OPP	MARGIN	KU	OPP	MARGIN	KU	OPP	MARGIN	LEAD	DEFICIT			MIN.	%
vs. Michigan State (11/6)	50	36	+14	42	51	(9)	92	87	+5	17	2	2	5	37:49	94.5%
VERMONT (11/12)	40	36	+4	44	32	+12	84	68	+16	18	8	1	6	23:58	59.9%
LOUISIANA (11/16)	44	41	+3	45	35	+10	89	76	+13	15	12	5	4	27:53	69.7%
vs. Marquette (11/21)	38	47	(9)	39	21	+18	77	68	+9	14	12	2	5	21:42	54.3%
vs. Tennessee (11/23)	31	33	(2)	38	36	+2	87	81	+6	7	9	7	12	22:37	50.3%
STANFORD (12/1)	29	35	(6)	46	40	+6	90	84	+6	8	12	10	15	15:58	35.5%
WOFFORD (12/4)	29	26	+3	43	21	+22	72	47	+25	29	3	2	7	32:36	81.5%
NEW MEXICO STATE (12/8)	26	28	(2)	37	32	+5	63	60	+3	10	7	8	4	19:33	48.9%
VILLANOVA (12/15)	33	31	+2	41	40	+1	74	71	+3	9	5	8	8	28:36	71.5%
SOUTH DAKOTA (12/18)	37	27	+10	52	26	+26	89	53	+36	37	-	0	0	39:39	99.1%
at Arizona State (12/22)	39	31	+8	37	49	(12)	76	80	(4)	12	4	1	1	37:19	93.3%
EASTERN MICHIGAN (12/29)	46	25	+21	41	38	+3	87	63	+24	25	3	2	4	37:55	94.8%
OKLAHOMA (1/2)	40	25	+15	30	38	(8)	70	63	+7	15	7	0	1	31:37	79.0%
at Iowa State (1/5)	32	36	(4)	28	41	(13)	60	77	(17)	4	19	9	10	5:55	14.8%
TCU (1/9)	40	31	+9	37	37	0	77	68	+9	11	2	5	7	34:36	86.5%
at Baylor (1/12)	35	25	+10	38	43	(5)	73	68	+5	23	2	0	1	38:25	96.0%
TEXAS (1/14)	38	40	(2)	42	38	+4	80	78	+2	10	5	2	4	36:19	90.8%
at West Virginia (1/19)	23	23	-	41	42	(1)	64	65	(1)	6	3	7	17	26:06	65.3%
IOWA STATE (1/21)	37	42	(5)	43	34	+9	80	76	+4	8	8	6	6	11:29	28.7%
at Kentucky (1/26)	33	30	+3	30	41	(11)	63	71	(8)	10	10	5	6	15:37	39.0%
at Texas (1/29)	23	26	(3)	40	47	(7)	63	73	(10)	2	11	1	1	0:09	0.4%
TEXAS TECH (2/2)	46	26	+20	33	37	(4)	79	63	+16	24	-	0	0	39:37	99.0%
at Kansas State (2/5)	33	30	+3	34	44	(10)	67	74	(7)	6	10	2	2	7:41	19.2%
OKLAHOMA STATE (2/9)	36	36	-	48	36	+12	84	72	+12	19	1	3	4	36:23	91.0%
at TCU (2/11)	37	37	-	32	32	-	82	77	+5	12	7	5	13	28:22	63.0%
WEST VIRGINIA (2/16)	43	16	+27	35	37	(2)	78	53	+25	36	2	3	3	35:45	89.4%
at Texas Tech (2/23)	20	45	(25)	42	46	(4)	62	91	(29)	-	33	0	0	0:00	0.0%
KANSAS STATE (2/25)	34	27	+7	30	22	+8	64	49	+15	16	7	2	3	28:56	72.3%
at Oklahoma State (3/2)															
at Oklahoma (3/5)															
BAYLOR (3/9)															
AVG/GM	35.4	32.2	+3.2	38.9	36.6	+1.3	75.9	69.9	+6.0	14.4	7.8	3.5	5.3	25:45	63.6%
AVG/GM - BIG 12 ONLY	34.5	31.7	+2.8	36.9	37.6	(1.3)	72.2	69.8	+2.4	12.8	8.4	3.0	4.8	23:58	59.2%

KANSAS' RECORD WHEN...

	2018-19	Bill Self era
Leading At Half	13-3	381-31
Trailing At Half	6-3	70-68
Tied At Half	2-1	17-4
Leading With 5:00 Remaining in Regulation	19-2	430-17
Trailing With 5:00 Remaining in Regulation	1-5	33-83
Tied With 5:00 Remaining in Regulation	1-0	5-3
In Overtime	3-0	23-9
Kansas Outrebounds Opponent	13-3	347-42
Kansas Is Outrebounded	6-4	100-54
Kansas Is Tied in Rebounds	2-0	21-7
Kansas Commits More Turnovers	7-6	181-69
Opponent Commits More Turnovers	13-1	254-30
Kansas Is Tied in Turnovers	1-0	34-4
Kansas Has More Free Throw Attempts	14-1	305-30
Opponent Has More Free Throw Attempts	6-6	144-71
Kansas is Tied in Free Throw Attempts	1-0	19-2
Kansas Shoots 50% or Better	11-0	249-9
Kansas Shoots Less Than 50%	10-7	219-94
Opponent Shoots 50% or Better	0-1	7-24
Opponent Shoots Less Than 50%	21-6	461-79
Kansas Shoots Better Than Opponent	19-3	436-37
Opponent Shoots Better Than Kansas	2-4	32-64
Kansas and Opponent Tied in FG%	0-0	0-2
Kansas Bench Outscores Opponent Bench	12-2	297-37
Opponent Bench Outscores Kansas Bench	8-5	162-63
Kansas is Tied in Bench Points	1-0	9-3
Kansas Scores Between 0-59	0-0	9-16
Kansas Scores Between 60-69	2-6	68-55
Kansas Scores Between 70-79	8-1	146-19
Kansas Scores Between 80-89	9-0	156-12
Kansas Scores Between 90-99	2-0	64-1
Kansas Scores 100 or More	0-0	25-0
Opponent Scores Between 0-59	4-0	166-1
Opponent Scores Between 60-69	8-1	179-29
Opponent Scores Between 70-79	6-4	90-36
Opponent Scores Between 80-89	3-1	30-30
Opponent Scores 90 or More	0-1	3-7
On Mondays	5-0	69-16
On Tuesdays	3-2	54-16
On Wednesdays	3-0	65-6
On Thursdays	0-0	29-4
On Fridays	2-0	55-8
On Saturdays	8-5	164-43
On Sundays	0-0	32-10
In November	5-0	76-11
In December	6-1	89-14
In January	5-4	115-23
In February	5-2	99-27
In March	0-0	87-27
In April	0-0	2-1
On CBS	1-0	54-20
On CBS Sports Network	0-0	2-0
On ESPN	10-5	135-48
On ESPN2	6-2	84-14
On ESPNU	0-0	37-5
On Jayhawk TV	4-0	89-3
On Big 12 Network TV	0-0	41-6
On AXS	0-0	1-0
On TBS/TNT/TruTV	0-0	12-3
On NBCSports Network	0-0	1-1
On FSI	0-0	2-0
On Fox Sports Net	0-0	4-1
On ABC	0-0	6-2

MISCELLANEOUS STREAKS

Kansas' All-Time Record	2,269-856
Consecutive games with a 3-point field goal	144
Consecutive games opponent under 100 points	99
Number of 100-point games in Kansas history	116
Number of 100-point games in Bill Self era	25
KU's All-Time Overtime Record	70-57
KU's last OT game	2/11/2019 (Kansas 82, TCU 77 [OT])
Consecutive Allen Fieldhouse Sellouts	290

ATTENDANCE	G	TOTAL	AVERAGE
Home (Allen Fieldhouse)	15	244,500	16,300
Home (Sprint Center)	1	15,210	15,210
Away	9	122,026	13,558
Neutral	3	29,379	9,793
Total	28	411,117	14,683

MISCELLANEOUS STATS

STARTING LINEUPS (7)

(W-L)	1	2	3	4	5
8-0	Dotson	Grimes	Vick	D. Lawson	Azubuike
6-4	Dotson	Grimes	Vick	Garrett	D. Lawson
4-1	Dotson	Grimes	Agbaji	D. Lawson	McCormack
1-0	Dotson	Grimes	Garrett	D. Lawson	Azubuike
1-0	Dotson	Moore	Grimes	Garrett	D. Lawson
1-1	Dotson	Grimes	Agbaji	Vick	D. Lawson
0-1	Dotson	Grimes	Agbaji	Garrett	D. Lawson

WIN/LOSS MARGIN

	1	2	3	4	5	6	7	8	9	10	11-15	16-29	30+
Wins	-	1	2	1	3	2	1	-	2	-	3	5	1
Losses	1	-	-	1	-	-	1	1	-	1	-	2	-

VIOLATIONS/TECHNICAL FOULS

	3-Seconds	5-Seconds	10-Seconds	Shot Clock Exp.	Lane Viol.	Technicals	Goaltending
Kansas	1	1	1	6	2	1	3
Opponent	-	1	-	15	2	-	7

LEADS AND DEFICITS

KU's Biggest Halftime Lead	27 (43-16) vs. West Virginia (2-16-19)
KU's Biggest Halftime Lead Blown	8 (39-31) at Arizona State (12-22-18)
KU's Biggest Halftime Deficit	25 (20-45) at Texas Tech (2-23-19)
KU's Biggest Halftime Deficit Erased	9 (38-47) vs. Marquette (11-21-18)
KU's Biggest Overall Lead	37 (87-50) vs. South Dakota (12-18-18)
KU's Biggest Win Total	36 (89-53) vs. South Dakota (12-18-18)
KU's Biggest Loss Total	29 (62-91) at Texas Tech (2-23-19)
KU's Biggest Lead Blown	12 (61-49) at TCU (2-11-19)
	12 (39-27) at Arizona State (12-22-18)
KU's Biggest Overall Deficit	33 (77-46) at Texas Tech (2-23-19)
KU's Biggest Deficit Overcome	12 (43-31) vs. Stanford (12-1-18)
	12 (30-42) vs. Marquette (11-21-18)
	12 (20-32) vs. Louisiana (11-16-18)

JUMP BALLS CONTROLLED (INCLUDES OT)

Kansas	13
Opponents	18
3-Pointer	10
Jump Shot	8
Lay-Up	7
Free Throw	3
Alley-Oop	-
Dunk	-
Follow	-

BENCH POINTS

Kansas	380 (13.6)
Opponents	435 (15.5)

WHO SCORED KU'S FIRST POINTS

Lagerald Vick	11
Devon Dotson	4
Quentin Grimes	4
Dedric Lawson	5
Ochai Agbaji	2
Udoka Azubuike	1
Charlie Moore	1
Dedric Lawson	26
Devon Dotson	18
Lagerald Vick	17
Quentin Grimes	8
Ochai Agbaji	6
Udoka Azubuike	5
Marcus Garrett	2
David McCormack	2
K.J. Lawson	1
Charlie Moore	1

DOUBLE-FIGURE REBOUNDING

Dedric Lawson	17
Ochai Agbaji	2
Udoka Azubuike	1
Devon Dotson	1

DOUBLE-DOUBLES

Dedric Lawson	17
Ochai Agbaji	2
Udoka Azubuike	1
Devon Dotson	1
Quentin Grimes	1

20-PLUS POINT GAMES

Dedric Lawson	13
Lagerald Vick	5
Ochai Agbaji	3
Udoka Azubuike	2
Devon Dotson	2
Marcus Garrett	1
Quentin Grimes	1

FIRST PLAYER OFF THE BENCH (sometimes multiple players)

Mitch Lightfoot	16
Charlie Moore	11
Ochai Agbaji	6
Marcus Garrett	4
Lagerald Vick	2
David McCormack	1

INDIVIDUAL MISCELLANEOUS STATISTICS (*HUSTLE PLAYS)

NO. - PLAYER	*FLOOR BURNS	DUNKS	CHARGES DRAWN	FT-FTA (LAST 5:00/OT)
0 - Garrett	14	4	1	5-11
1 - D. Lawson	34	2	6	32-43
2 - Moore	6	-	1	7-10
5 - Grimes	21	2	-	11-14
11 - Dotson	35	1	4	38-47
12 - Teahan	1	-	-	-
13 - K.J. Lawson	13	-	-	4-6
20 - Luinstra	-	-	-	-
22 - De Sousa	-	-	-	-
24 - Vick	14	7	-	6-8
30 - Agbaji	14	12	1	6-10
33 - McCormack	13	5	-	0-2
35 - Azubuike	5	37	-	4-10
44 - Lightfoot	14	5	11	0-1
TOTALS	184	75	24	113-162 (.698)
OPPONENTS	145	61	37	102-144 (.708)

BOX SCORES

1 #1/1 KANSAS 92, #10/10 MICHIGAN STATE 87
Nov. 6, 2018 | Indianapolis, Ind. | Bankers Life Fieldhouse



Michigan St. 87 • 0-1

##	Player	Total			3-Ptr			Rebounds			PF	TP	A	TO	Blk	Stl	Min
		FG-FGA	FG-FGA	FT-FTA	FG-FGA	FG-FGA	FT-FTA	Off	Def	Tot							
25	Kenny Goins	f	5-11	3-8	4-6	1	10	11	3	17	3	0	1	0	33		
44	Nick Ward	f	2-8	0-0	5-10	0	5	5	4	9	0	5	1	1	25		
01	Joshua Langford	g	5-11	4-6	4-4	3	1	4	4	18	1	2	1	0	29		
05	Cassius Winston	g	3-10	2-4	5-6	0	3	3	2	13	11	5	0	2	34		
20	Matt McQuaid	g	3-6	1-2	5-6	0	5	5	2	12	3	1	1	0	34		
00	Kyle Ahrens	g	2-4	2-3	0-0	0	3	3	2	6	0	1	0	1	9		
03	Foster Loyer	g	1-1	0-0	0-0	0	0	0	0	2	0	1	0	0	5		
11	Aaron Henry	g	2-4	0-0	0-2	0	3	3	1	4	0	0	0	1	14		
15	Thomas Kithier	g	0-0	0-0	0-0	0	1	1	2	0	0	0	0	0	3		
23	Xavier Tillman	g	3-4	0-0	0-1	1	1	2	5	6	1	3	2	0	13		
30	Marcus Bingham Jr.	g	0-0	0-0	0-0	0	0	0	0	0	0	1	0	1	1		
	Team					2	1	3									
	Totals		26-59	12-23	23-35	7	33	40	25	87	19	18	7	5	200		

FG % 1st Half: 9-26 34.6% 2nd half: 17-33 51.5% Game: 26-59 44.1% Deadball Rebounds 8,1
3FG % 1st Half: 4-9 44.4% 2nd half: 8-14 57.1% Game: 12-23 52.2%
FT % 1st Half: 14-25 56.0% 2nd half: 9-10 90.0% Game: 23-35 65.7%

Kansas 92 • 1-0

##	Player	Total			3-Ptr			Rebounds			PF	TP	A	TO	Blk	Stl	Min
		FG-FGA	FG-FGA	FT-FTA	FG-FGA	FG-FGA	FT-FTA	Off	Def	Tot							
01	Dedric Lawson	f	5-18	0-2	10-12	4	10	14	2	20	6	2	2	2	38		
35	Udoka Azubuike	c	7-10	0-0	3-7	2	1	3	4	17	1	2	4	1	20		
05	Quentin Grimes	g	7-14	6-10	1-2	0	1	1	3	21	4	1	0	1	30		
11	Devon Dotson	g	6-11	3-5	1-2	0	2	2	3	16	3	4	0	3	34		
24	Lagerald Vick	g	1-7	0-4	0-0	0	3	3	2	2	3	2	0	3	32		
00	Marcus Garrett	g	1-3	0-0	2-2	0	1	1	4	4	2	0	0	0	14		
02	Charlie Moore	g	0-1	0-1	1-2	2	1	3	3	1	0	0	0	0	11		
13	K.J. Lawson	g	1-1	1-1	1-2	1	5	6	3	4	1	0	0	0	10		
33	David McCormack	g	1-2	0-0	1-4	1	2	3	1	3	1	0	0	0	5		
44	Mitch Lightfoot	g	2-2	0-0	0-0	1	0	1	3	4	0	0	1	0	6		
	Team					2	3	5									
	Totals		31-69	10-23	20-33	13	29	42	28	92	21	11	7	10	200		

FG % 1st Half: 19-40 47.5% 2nd half: 12-29 41.4% Game: 31-69 44.9% Deadball Rebounds 4,1
3FG % 1st Half: 5-12 41.7% 2nd half: 5-11 45.5% Game: 10-23 43.5%
FT % 1st Half: 7-12 58.3% 2nd half: 13-21 61.9% Game: 20-33 60.6%

Officials: Mike Eades, Terry Wymmer, Keith Kimble
Technical fouls: Michigan St.-None. Kansas-None.
Attendance: 18907
2018 Champions Classic

Score by periods	1st	2nd	Total
Michigan St.	36	51	87
Kansas	50	42	92

Points	In	Off	2nd	Fast	Bench
MSU	Paint	T/O	Chance	Break	
KU	24	11	7	26	18
	40	22	12	24	16

Last FG - MSU 2nd-00:34, KU 2nd-04:53.
Largest lead - MSU by 2 1st-19:38, KU by 17 1st-03:21.
MSU led for 01:13. KU led for 37:50. Game was tied for 00:57.

Score tied - 2 times.
Lead changed - 5 times.

2 #2/1 KANSAS 84, VERMONT 68
Nov. 12, 2018 | Lawrence, Kan. | Allen Fieldhouse



Vermont 68 • 1-1

##	Player	Total			3-Ptr			Rebounds			PF	TP	A	TO	Blk	Stl	Min
		FG-FGA	FG-FGA	FT-FTA	FG-FGA	FG-FGA	FT-FTA	Off	Def	Tot							
03	Lamb, Anthony	f	8-15	2-6	6-6	0	4	4	1	24	3	3	2	0	36		
15	Kpedi, Ra	f	1-3	0-0	1-2	0	1	1	4	3	0	1	0	0	14		
00	Smith, Stef	g	4-8	3-5	2-4	1	7	8	2	13	2	3	0	0	34		
20	Duncan, Ernie	g	5-13	3-8	4-4	0	2	2	1	17	3	2	0	1	36		
21	Duncan, Everett	g	0-0	0-0	0-0	1	4	5	2	0	0	0	0	1	26		
01	Nash, Skyler	g	0-0	0-0	0-0	0	0	0	0	0	0	0	0	0	4		
04	Duncan, Robin	g	0-0	0-0	0-0	0	0	0	0	0	0	0	0	0	3		
14	Moll, Isalah	g	2-7	0-1	0-0	0	2	2	2	4	1	2	0	0	14		
24	Shungu, Ben	g	2-3	1-1	0-1	1	1	2	1	5	1	0	0	1	18		
35	Davis, Ryan	g	1-7	0-5	0-0	2	1	3	0	2	1	0	0	0	15		
	Team					0	1	1									
	Totals		23-56	9-26	13-17	5	23	28	13	68	11	12	2	3	200		

FG % 1st Half: 13-26 50.0% 2nd half: 10-30 33.3% Game: 23-56 41.1% Deadball Rebounds 2,1
3FG % 1st Half: 6-15 40.0% 2nd half: 3-11 27.3% Game: 9-26 34.6%
FT % 1st Half: 4-7 57.1% 2nd half: 9-10 90.0% Game: 13-17 76.5%

Kansas 84 • 2-0

##	Player	Total			3-Ptr			Rebounds			PF	TP	A	TO	Blk	Stl	Min
		FG-FGA	FG-FGA	FT-FTA	FG-FGA	FG-FGA	FT-FTA	Off	Def	Tot							
01	Lawson, Dedric	f	0-6	0-0	0-0	1	6	7	4	0	2	3	0	1	19		
35	Azubuike, Udoka	c	10-17	0-0	3-6	1	10	11	2	23	0	3	1	0	34		
05	Grimes, Quentin	g	4-8	2-4	0-0	1	2	3	4	10	10	3	0	0	31		
11	Dotson, Devon	g	3-5	1-2	0-0	2	4	6	1	7	0	1	0	2	27		
24	Vick, Lagerald	g	12-14	8-8	0-0	1	2	3	2	32	1	2	0	1	33		
00	Garrett, Marcus	g	1-6	0-1	2-2	1	4	5	1	4	3	0	0	2	26		
02	Moore, Charlie	g	3-6	1-3	0-0	0	1	1	2	7	2	0	0	1	21		
13	Lawson, K.J.	g	0-0	0-0	0-0	0	0	0	1	0	0	0	0	0	3		
44	Lightfoot, Mitch	g	0-1	0-1	1-2	0	1	1	1	1	1	0	1	0	6		
	Team					1	0	1									
	Totals		33-63	12-19	6-10	8	30	38	18	84	19	13	2	7	200		

FG % 1st Half: 17-33 51.5% 2nd half: 16-30 53.3% Game: 33-63 52.4% Deadball Rebounds 2
3FG % 1st Half: 5-10 50.0% 2nd half: 7-9 77.8% Game: 12-19 63.2%
FT % 1st Half: 1-3 33.3% 2nd half: 5-7 71.4% Game: 6-10 60.0%

Officials: James Luckie, Michael Stephens, Jeb Hartness
Technical fouls: Vermont-None. Kansas-None.
Attendance: 16300
NIT Season Tip-Off (Campus Round)

Score by periods	1st	2nd	Total
Vermont	36	32	68
Kansas	40	44	84

Points	In	Off	2nd	Fast	Bench
VU	Paint	T/O	Chance	Break	
KU	16	9	5	5	11
	32	18	16	11	12

Last FG - VU 2nd-03:17, KU 2nd-00:40.
Largest lead - VU by 8 1st-16:00, KU by 18 2nd-07:26.
Attendance: 15,126. KU led for 23:58. Game was tied for 00:36.

Score tied - 1 time.
Lead changed - 6 times.

3 #2/1 KANSAS 89, LOUISIANA 76
Nov. 16, 2018 | Lawrence, Kan. | Allen Fieldhouse



Louisiana 76 • 1-2

##	Player	Total			3-Ptr			Rebounds			PF	TP	A	TO	Blk	Stl	Min
		FG-FGA	FG-FGA	FT-FTA	FG-FGA	FG-FGA	FT-FTA	Off	Def	Tot							
23	Gant, JaKeenan	f	8-17	2-7	0-0	4	2	6	4	18	0	2	0	1	38		
55	Miller, Justin	f	7-16	4-12	4-4	0	7	7	5	22	0	2	0	0	22		
00	Russell, Cedric	g	4-7	2-5	0-0	0	1	1	3	10	5	2	0	2	36		
01	Marquett, Malik	g	4-9	3-6	3-4	3	2	5	3	14	2	1	0	2	29		
35	Stroman, Marcus	g	1-7	0-2	3-4	1	3	4	2	5	9	4	0	4	39		
03	Hayes, Jeremy	g	1-3	0-1	0-0	0	1	1	0	2	0	2	0	0	11		
11	Davis, Jerekius	g	2-4	1-3	0-0	0	2	2	2	5	0	0	0	1	17		
15	Hardy, P.J.	g	0-0	0-0	0-0	0	1	1	0	0	0	0	0	0	4		
22	Wesley, Trajan	g	0-0	0-0	0-0	0	0	0	1	0	0	1	0	0	4		
	Team					2	3	5			1						
	Totals		27-63	12-36	10-12	8	24	32	20	76	16	15	0	10	200		

FG % 1st Half: 14-31 45.2% 2nd half: 13-32 40.6% Game: 27-63 42.9% Deadball Rebounds 1
3FG % 1st Half: 6-17 35.3% 2nd half: 6-19 31.6% Game: 12-36 33.3%
FT % 1st Half: 7-8 87.5% 2nd half: 3-4 75.0% Game: 10-12 83.3%

Kansas 89 • 3-0

##	Player	Total			3-Ptr			Rebounds			PF	TP	A	TO	Blk	Stl	Min
		FG-FGA	FG-FGA	FT-FTA	FG-FGA	FG-FGA	FT-FTA	Off	Def	Tot							
01	Lawson, Dedric	f	6-11	0-1	7-10	4	2	6	3	19	3	5	0	1	27		
35																	

BOX SCORES

5 #2/2 KANSAS 87, #5/5 TENNESSEE 81 (OT)
Nov. 23, 2018 | Brooklyn, N.Y. | Barclays Center



Tennessee 81 • 4-1

#	Player	Total			3-Ptr			Rebounds			PF	TP	A	TO	Blk	Stl	Min
		FG-FGA	FG-FGA	FT-FTA	FG-FGA	FG-FGA	FT-FTA	Off	Def	Tot							
00	BONE, Jordan	* 6-10	2-3	2-2	2	4	6	1	16	5	1	1	1	40-			
02	WILLIAMS, Grant	* 6-13	1-2	5-6	2	6	8	5	18	6	5	1	2	34			
05	SCHOFIELD, Admiral	* 9-22	2-8	1-3	3	3	6	4	21	2	1	0	0	31			
11	ALEXANDER, Kyle	* 4-7	0-1	2-3	3	4	7	4	10	0	1	1	1	34			
23	BOWDEN, Jordan	* 2-6	0-3	0-0	1	3	4	3	4	1	2	1	0	35			
01	TURNER, Lamonte	* 3-13	2-9	2-2	0	3	3	3	10	3	0	0	1	27			
10	FULKERSON, John	* 0-1	0-0	0-0	1	1	2	4	0	2	3	0	0	8			
15	WALKER, Derrick	* 0-1	0-0	0-1	0	2	2	1	0	0	1	0	0	4			
35	PONS, Yves	* 1-2	0-0	0-0	0	1	1	0	2	0	0	0	0	12			
Team					1	0	1										
Totals		31-75	7-27	12-17	13	27	40	25	81	19	14	4	5	225			

FG % 1st Half: 13-33 39.4% 2nd half: 13-31 41.9% OT: 5-11 45.5% Game: 31-75 41.3% Deadball Rebounds 2
3FG % 1st Half: 3-13 23.1% 2nd half: 3-10 30.0% OT: 1-4 25.0% Game: 7-27 25.9%
FT % 1st Half: 4-6 66.7% 2nd half: 7-8 87.5% OT: 1-3 33.3% Game: 12-17 70.6%

Kansas 87 • 5-0

#	Player	Total			3-Ptr			Rebounds			PF	TP	A	TO	Blk	Stl	Min
		FG-FGA	FG-FGA	FT-FTA	FG-FGA	FG-FGA	FT-FTA	Off	Def	Tot							
01	LAWSON, Dedic	* 9-16	0-2	6-11	5	8	13	3	24	5	2	0	1	41			
05	GRIMES, Quentin	* 1-4	0-2	3-6	0	4	4	0	5	0	2	0	1	21			
11	DOTSON, Devon	* 5-8	1-1	6-7	1	3	4	2	17	2	2	0	0	40			
24	VICK, Lagerald	* 6-12	3-7	0-0	1	1	2	2	15	4	2	0	1	43			
35	AZUBUIKE, Udoka	* 4-6	0-0	1-2	1	3	4	5	9	0	4	1	1	17			
02	MOORE, Charlie	* 3-10	1-4	2-2	0	1	1	1	9	2	1	0	0	32			
13	LAWSON, K.J.	* 2-4	0-1	4-6	1	5	6	4	8	0	1	0	2	19			
33	MCCORMACK, David	* 0-0	0-0	0-0	0	1	1	0	0	2	0	0	0	4			
44	LIGHTFOOT, Mitch	* 0-0	0-0	0-0	0	3	3	0	0	0	1	0	0	8			
Team					2	3	5										
Totals		30-60	5-17	22-34	11	32	43	18	87	13	16	2	6	225			

FG % 1st Half: 13-29 48.1% 2nd half: 13-25 52.0% OT: 4-8 50.0% Game: 30-60 50.0% Deadball Rebounds 4,2
3FG % 1st Half: 2-9 22.2% 2nd half: 3-7 42.9% OT: 0-1 0.0% Game: 5-17 29.4%
FT % 1st Half: 3-8 37.5% 2nd half: 9-13 69.2% OT: 10-13 76.9% Game: 22-34 64.7%

Officials: Joe Lindsay, Gerry Pollard, Wally Rutecki

Technical fouls: Tennessee-None. Kansas-None.

Attendance: 5491

2018 NIT Season Tip-Off Tournament - Championship

All-Tournament Team: Jordan Nwora, Louisville; Sam Hauser, Marquette; Jordan Bone, Tennessee; Lagerald Vick, Kansas

Most Valuable Player: Deric Lawson, Kansas

Score by periods	1st	2nd	OT	Total
Tennessee	33	36	12	81
Kansas	31	38	18	87

	Points	In Paint	Off T/O	2nd Chance	Fast Break	Bench
Tennessee	40	16	9	0	12	12
Kansas	48	14	11	1	17	17

Last FG - UT 00-30, KU 01-23.

Largest lead - UT by 9 2nd-16:05, KU by 7 OT-01:23.

UT led for 17:17. KU led for 22:37. Game was tied for 05:06.

7 #2/2 KANSAS 72, WOFFORD 47
Dec. 4, 2018 | Lawrence, Kan. | Allen Fieldhouse



Wofford 47 • 6-3

#	Player	Total			3-Ptr			Rebounds			PF	TP	A	TO	Blk	Stl	Min
		FG-FGA	FG-FGA	FT-FTA	FG-FGA	FG-FGA	FT-FTA	Off	Def	Tot							
24	Aluma,Keve	f 1-7	0-0	0-0	4	3	7	2	2	0	3	0	0	0	31		
33	Jackson,Cameron	f 6-16	1-1	2-4	8	2	10	3	15	0	6	1	0	25			
03	Magee,Fletcher	g 1-14	0-9	5-5	2	4	6	0	7	0	1	0	0	32			
05	Murphy,Storm	g 2-7	1-4	0-0	0	2	2	1	5	2	0	0	0	23			
10	Hoover,Nathan	g 2-7	0-4	0-0	0	3	3	1	4	0	3	0	0	24			
01	Goodwin,Chevez	0-0	0-0	0-0	0	1	1	2	0	0	0	0	0	6			
02	Manning, Jr.,Michael	0-0	0-0	0-0	0	0	0	0	0	0	0	0	0	1			
11	Larson,Ryan	0-2	0-1	0-0	0	2	2	1	0	1	2	0	1	17			
12	Michael,Alex	0-1	0-0	0-0	0	0	0	0	0	0	0	0	0	1			
14	Cottrell,Drew	0-0	0-0	0-0	0	0	0	0	0	0	0	0	0	1			
21	Hollowell,Tray	1-5	1-4	0-0	0	3	3	0	3	2	2	0	0	19			
31	Theme-Love,Donovan	0-0	0-0	0-0	0	1	1	0	0	0	0	0	0	4			
50	Pegram,Matt	4-6	2-3	1-1	4	4	8	4	11	0	1	2	0	16			
Team					1	1	2										
Totals		17-65	5-26	8-10	19	26	45	14	47	5	18	3	1	200			

FG % 1st Half: 10-29 34.5% 2nd half: 7-36 19.4% Game: 17-65 26.2% Deadball Rebounds 1
3FG % 1st Half: 2-9 22.2% 2nd half: 3-17 17.6% Game: 5-26 19.2%
FT % 1st Half: 4-5 80.0% 2nd half: 4-5 80.0% Game: 8-10 80.0%

Kansas 72 • 7-0

#	Player	Total			3-Ptr			Rebounds			PF	TP	A	TO	Blk	Stl	Min
		FG-FGA	FG-FGA	FT-FTA	FG-FGA	FG-FGA	FT-FTA	Off	Def	Tot							
01	Lawson, Dedic	f 10-17	0-4	0-0	2	6	8	2	20	1	1	3	2	35			
35	Azubuike, Udoka	c 0-1	0-0	0-0	2	2	4	0	0	0	0	0	0	4			
00	Garrett, Marcus	g 2-6	1-4	2-3	0	7	7	1	7	3	0	1	2	30			
05	Grimes, Quentin	g 6-10	1-4	1-2	0	3	3	1	14	1	0	0	0	32			
11	Dotson, Devon	g 6-9	1-3	3-3	0	3	3	3	16	3	2	0	3	30			
02	Moore, Charlie	2-8	0-5	0-0	0	0	0	1	4	0	0	0	1	16			
12	Teahan, Chris	0-0	0-0	0-0	0	0	0	0	0	0	0	0	0	2			
13	Lawson, K.J.	2-4	0-1	1-2	1	1	2	2	5	3	1	0	1	17			
20	Luinstra, Garrett	0-0	0-0	0-0	0	0	0	0	0	0	0	0	0	1			
24	Vick, Lagerald	0-3	0-2	0-0	0	2	2	0	0	0	2	0	1	22			
33	McCormack, David	3-5	0-0	0-0	0	3	3	0	6	0	0	0	0	5			
44	Lightfoot, Mitch	0-0	0-0	0-0	1	1	2	0	0	0	1	0	0	6			
Team					0	2	2										
Totals		31-63	3-23	7-10	6	30	36	11	72	11	7	5	9	200			

FG % 1st Half: 13-29 44.8% 2nd half: 18-34 52.9% Game: 31-63 49.2% Deadball Rebounds 3
3FG % 1st Half: 1-10 10.0% 2nd half: 2-13 15.4% Game: 3-23 13.0%
FT % 1st Half: 2-3 66.7% 2nd half: 5-7 71.4% Game: 7-10 70.0%

Officials: Keith Kimble, Jeb Hartness, John Gaffney

Technical fouls: Wofford-None. Kansas-None.

Attendance: 16300

Score by periods	1st	2nd	Total
Wofford	26	21	47
Kansas	29	43	72

	Points	In Paint	Off T/O	2nd Chance	Fast Break	Bench
Wofford	16	5	12	3	14	14
Kansas	46	25	7	17	15	15

Last FG - WOF 2nd-01:56, KU 2nd-01:05.

Largest lead - WOF by 3 1st-19:08, KU by 29 2nd-03:07.

WOF led for 04:59. KU led for 32:36. Game was tied for 02:25.

32 • Game Notes

6 #2/2 KANSAS 90, STANFORD 84 (OT)
Dec. 1, 2018 | Lawrence, Kan. | Allen Fieldhouse



Stanford 84 • 4-4

#	Player	Total			3-Ptr			Rebounds			PF	TP	A	TO	Blk	Stl	Min
		FG-FGA	FG-FGA	FT-FTA	FG-FGA	FG-FGA	FT-FTA	Off	Def	Tot							
00	Okpala,KZ	f 7-13	3-5	5-6	1	7	8	4	22	4	3	2	0	43			
13	Da Silva,Oscar	f 2-10	0-7	2-2	1	6	7	2	6	1	4	0	0	29			
20	Sharma,Josh	c 3-4	0-0	2-4	0	2	2	5	8	1	0	3	2	19			
01	Davis,Daejon	g 6-15	2-6	5-5	2	6	8	2	19	3	5	0	0	44			
04	White,Isaac	g 5-7	5-7	0-0	2	1	3	0	15	1	0	0	0	27			
02	Wills,Bryce	g 0-0	0-0	0-0	0	0	0	1	0	0	0	0	0	3			
05	Pugh,Kodye	0-2	0-0	0-0	1	0	1	0	0	1	0	0	0	2			
11	Delaire,Jaiden	0-2	0-2	0-0	0	0	0	1	0	1	0	0	0	9			
23	Ryan,Cormac	4-9	2-7	2-2	0	2	2	4	12	1	2	0	1	32			
32	Kisunas,Lukas	0-0	0-0	0-0	1	0	1	1	0	0	2	0	0	3			
33	Stanback,Trevor	1-1	0-0	0-0	2	2	4	2	2	0	1	1	0	14			
Team					0	0	0										
Totals		28-63	12-34	16-19	10	26	36	22	84	13	18	6	3	225			

BOX SCORES

9

#1/1 KANSAS 74, #17/16 VILLANOVA 71
Dec. 15, 2018 | Lawrence, Kan. | Allen Fieldhouse



Villanova 71 • 8-4

#	Player	Total			3-Ptr			Rebounds			PF	TP	A	TO	Blk	Stl	Min
		FG-FGA	FG-FGA	FT-FTA	Off	Def	Tot	Off	Def	Tot							
04	Paschall, Eric	f	4-10	2-3	7-8	3	1	4	4	17	1	3	0	1	33		
15	Bey, Saddiq	f	3-8	1-3	0-0	4	1	5	2	7	1	1	0	2	36		
21	Cosby-Roundtree, D	f	1-2	0-0	1-2	3	8	11	5	3	1	1	2	0	28		
02	Gillespie, Collin	g	5-14	1-7	4-6	0	2	2	3	15	3	2	0	1	36		
05	Booth, Phil	g	11-21	4-11	3-3	0	2	2	2	29	2	0	0	0	38		
10	Swider, Cole	g	0-1	0-1	0-0	0	0	0	0	0	0	0	0	0	4		
23	Samuels, Jermaine	g	0-3	0-3	0-0	0	1	1	3	0	0	1	0	1	15		
24	Cremonio, Joe	g	0-0	0-0	0-0	0	0	0	2	0	0	1	0	0	10		
	Team					0	1	1									
	Totals		24-59	8-28	15-19	10	16	26	21	71	8	9	2	5	200		

FG % 1st Half: 10-26 38.5% 2nd half: 14-33 42.4% Game: 24-59 40.7%
3FG % 1st Half: 5-13 38.5% 2nd half: 3-15 20.0% Game: 8-28 28.6%
FT % 1st Half: 6-8 75.0% 2nd half: 9-11 81.8% Game: 15-19 78.9%

Kansas 74 • 9-0

#	Player	Total			3-Ptr			Rebounds			PF	TP	A	TO	Blk	Stl	Min
		FG-FGA	FG-FGA	FT-FTA	Off	Def	Tot	Off	Def	Tot							
01	Dedric Lawson	f	10-15	1-2	7-9	2	10	12	4	28	1	0	0	0	38		
00	Marcus Garrett	g	0-4	0-2	1-2	3	1	4	1	1	3	1	1	4	37		
05	Quentin Grimes	g	0-2	0-1	1-2	0	0	0	3	1	1	3	0	0	14		
11	Devon Dotson	g	3-6	1-1	4-4	1	1	2	4	11	1	2	0	0	26		
24	Lagerald Vick	g	9-15	3-8	8-10	0	7	7	2	29	1	3	0	0	39		
02	Charlie Moore	g	0-1	0-0	2-2	0	1	1	3	2	0	3	0	0	17		
13	K.J. Lawson	g	0-2	0-1	0-0	2	1	3	1	0	2	1	0	0	14		
33	David McCormack	g	0-0	0-0	0-0	0	0	0	0	0	0	0	0	0	1		
44	Mitch Lightfoot	g	1-1	0-0	0-1	0	2	2	1	2	0	1	1	0	14		
	Team					1	3	4									
	Totals		23-46	5-15	23-30	9	26	35	19	74	9	14	2	4	200		

FG % 1st Half: 11-22 50.0% 2nd half: 12-24 50.0% Game: 23-46 50.0%
3FG % 1st Half: 4-11 36.4% 2nd half: 1-4 25.0% Game: 5-15 33.3%
FT % 1st Half: 7-8 87.5% 2nd half: 16-22 72.7% Game: 23-30 76.7%

Officials: Ray Natili, Michael Stephens, James Breeding
Technical fouls: Villanova-None, Kansas-None.
Attendance: 16300

Score by periods	1st	2nd	Total
Villanova	31	40	71
Kansas	33	41	74

Last FG - NOVA 2nd-00:09, KU 2nd-02:23.
Largest lead - NOVA by 5 1st-14:33, KU by 9 1st-02:43.
NOVA led for 06:37. KU led for 28:36. Game was tied for 04:47.

Points NOVAKU
In Paint 24
Off T/O 9
2nd Chance 12
Fast Break 2
Bench 0

Score tied - 8 times.
Lead changed - 8 times.

10

#1/1 KANSAS 89, SOUTH DAKOTA 53
Dec. 18, 2018 | Lawrence, Kan. | Allen Fieldhouse



South Dakota 53 • 6-6

#	Player	Total			3-Ptr			Rebounds			PF	TP	A	TO	Blk	Stl	Min
		FG-FGA	FG-FGA	FT-FTA	Off	Def	Tot	Off	Def	Tot							
12	Trey Burch-Manning	f	1-5	0-2	0-2	0	4	4	5	2	2	4	0	2	25		
03	Dan Jech	f	1-5	0-0	0-0	1	0	1	1	2	0	0	0	0	16		
31	Triston Simpson	g	2-7	0-1	0-0	1	1	2	0	4	3	5	0	3	33		
10	Cody Kelley	g	0-7	0-2	0-0	1	4	5	3	0	4	2	0	2	27		
22	Tyler Peterson	g	7-13	1-3	0-0	2	3	5	4	15	1	2	0	1	33		
00	Stanley Umude	g	10-17	2-4	6-9	1	5	6	1	28	4	4	2	0	34		
13	Matt Johns	g	0-0	0-0	0-0	0	0	0	0	0	0	0	0	0	4		
20	Brandon Armstrong	g	0-0	0-0	0-0	0	1	1	0	0	0	0	0	0	7		
24	Nathan Robinson	g	0-3	0-1	0-2	1	4	5	0	0	0	0	0	0	14		
33	Logan Power	g	1-1	0-0	0-0	0	0	0	1	2	0	0	0	0	7		
	Team					0	2	2									
	Totals		22-58	3-13	6-13	7	24	31	15	53	14	17	2	8	200		

FG % 1st Half: 11-24 45.8% 2nd half: 11-34 32.4% Game: 22-58 37.9%
3FG % 1st Half: 2-7 28.6% 2nd half: 1-6 16.7% Game: 3-13 23.1%
FT % 1st Half: 3-6 50.0% 2nd half: 3-7 42.9% Game: 6-13 46.2%

Kansas 89 • 10-0

#	Player	Total			3-Ptr			Rebounds			PF	TP	A	TO	Blk	Stl	Min
		FG-FGA	FG-FGA	FT-FTA	Off	Def	Tot	Off	Def	Tot							
01	Lawson, Dedric	f	7-11	0-3	2-2	2	12	14	3	16	0	3	1	3	26		
00	Garrett, Marcus	g	3-4	0-1	1-2	0	5	5	0	7	5	0	0	3	29		
05	Grimes, Quentin	g	3-9	0-3	0-1	1	2	3	2	6	0	3	0	0	21		
11	Dotson, Devon	g	3-9	0-1	2-2	0	2	2	1	8	6	2	0	0	28		
24	Vick, Lagerald	g	5-12	2-3	0-0	2	3	5	2	12	2	3	1	3	33		
02	Moore, Charlie	g	6-9	6-9	0-0	0	0	0	1	18	4	1	0	2	21		
13	Lawson, K.J.	g	1-3	1-2	0-0	0	0	0	4	3	0	0	0	0	9		
20	Luinstra, Garrett	g	0-1	0-0	0-0	1	0	1	0	0	0	0	0	0	2		
33	McCormack, David	g	4-7	0-0	4-4	1	5	6	2	12	1	0	2	0	17		
44	Lightfoot, Mitch	g	2-3	0-1	3-4	3	3	6	1	7	1	0	1	0	14		
	Team					0	0	0									
	Totals		34-66	9-23	12-15	10	32	42	16	89	19	12	5	11	200		

FG % 1st Half: 14-35 40.0% 2nd half: 20-31 64.5% Game: 34-66 51.5%
3FG % 1st Half: 1-8 12.5% 2nd half: 8-15 53.3% Game: 9-23 39.1%
FT % 1st Half: 8-10 80.0% 2nd half: 4-5 80.0% Game: 12-15 80.0%

Officials: Doug Sirmans, Paul Janssen, Bert Smith
Technical fouls: South Dakota-None, Kansas-None.
Attendance: 16300

USD 12 T. Burch-Manning fouled out with 6:05 remaining in the game.

Score by periods	1st	2nd	Total
South Dakota	27	26	53
Kansas	37	52	89

Last FG - USD 2nd-00:31, KU 2nd-00:17.
Largest lead - USD None, KU by 37 2nd-01:53.
USD led for 00:00. KU led for 39:39. Game was tied for 00:21.

Score tied - 0 times.
Lead changed - 0 times.

11

#18/19 ARIZONA STATE 80, #1/1 KANSAS 76
Dec. 22, 2018 | Tempe, Ariz. | Wells Fargo Arena



Kansas 76 • 10-1

#	Player	Total			3-Ptr			Rebounds			PF	TP	A	TO	Blk	Stl	Min
		FG-FGA	FG-FGA	FT-FTA	Off	Def	Tot	Off	Def	Tot							
01	Dedric Lawson	f	12-15	1-3	5-5	2	12	14	4	30	1	2	1	0	31		
00	Marcus Garrett	g	0-5	0-1	7-8	3	3	6	3	7	1	1	0	1	22		
05	Quentin Grimes	g	4-12	0-5	0-0	2	0	2	1	8	3	2	1	0	31		
11	Devon Dotson	g	4-7	2-4	2-2	0	4	4	3	12	5	5	1	1	32		
24	Lagerald Vick	g	5-16	3-11	1-1	0	2	2	4	14	1	3	0	2	37		
02	Charlie Moore	g	1-5	1-3	0-0	0	1	1	1	3	0	2	0	2	16		
13	K.J. Lawson	g	0-2	0-2	0-0	2	0	2	2	0	2	0	0	0	12		
33	David McCormack	g	1-2	0-0	0-0	2	2	4	2	2	0	0	1	0	11		
44	Mitch Lightfoot	g	0-1	0-0	0-0	1	1	2	2	0	0	1	1	0	8		
	Team					1	2	3									
	Totals		27-65	7-28	15-16	11	29	40	22	76	13	16	5	6	200		

FG % 1st Half: 16-37 43.2% 2nd half: 11-28 39.3% Game: 27-65 41.5%
3FG % 1st Half: 4-14 28.6% 2nd half: 3-14 21.4% Game: 7-28 25.0%
FT % 1st Half: 3-3 100.0% 2nd half: 12-13 92.3% Game: 15-16 93.8%

Arizona State 80 • 9-2

#	Player	Total			3-Ptr			Rebounds			PF	TP	A	TO	Blk	Stl	Min
		FG-FGA	FG-FGA	FT-FTA	Off	Def	Tot	Off	Def	Tot							
14	Lawrence, Kimani	f	3-7	1-3	0-0	1	2	3	1	7	1	1	0	1	25		
23	White, Romello	f	3-7	0-0	5-9	5	0	5	3	11	1	0	2	0	27		
45	Cheatham, Zylan	f	5-8	0-1	3-7	2	9	11	2	13	1	4	1	0	34		
00	Dort, Luquentz	g	3-14	1-3	6-8	2	2	4	2	13	5	3	1	1	31		
01	Martin, Remy	g	4-10	1-5	1-2	1	3	4	2	10	4	1	0	2	30		
02	Edwards, Rob	g	5-8	3-5	2-4	0	4	4	0	15	1	1	1	1	27		
32	Lake, De'Quon	g	0-2	0-0	3-4	1	2	3	1	3	0	0	0	0	10		
35	Cherry, Taeshon	g	3														

BOX SCORES

13 #5/6 KANSAS 70, #23/25 OKLAHOMA 63

Jan. 2, 2019 | Lawrence, Kan. | Allen Fieldhouse



Oklahoma 63 • 11-2 (0-1)

##	Player	Total			3-Ptr			Rebounds			PF	TP	A	TO	Blk	Stl	Min
		FG-FGA	FG-FGA	FT-FTA	FG-FGA	FG-FGA	FT-FTA	Off	Def	Tot							
21	Doolittle, Kristian	f	5-12	0-0	2-3	1	7	8	4	12	2	2	0	0	0	32	
35	Manek, Brady	f	6-13	1-4	3-5	5	6	11	0	16	0	0	1	1	32		
00	James, Christian	g	4-15	1-7	2-4	0	12	12	2	11	2	2	0	2	37		
02	Calixte, Aaron	g	4-8	2-4	0-0	0	1	1	2	10	3	4	0	0	27		
03	Reynolds, Miles	g	3-5	0-1	1-1	1	2	3	5	7	2	4	0	2	30		
01	Odomes, Rashard	g	0-1	0-1	0-0	1	0	1	2	0	0	3	1	0	12		
04	McNeace, Jamuni	g	0-1	0-0	0-0	1	0	1	0	0	0	0	0	0	2		
05	Freeman, Matt	g	0-4	0-4	0-0	1	0	1	1	0	0	1	0	0	15		
24	Bieniemy, Jamal	g	3-3	1-1	0-0	0	0	0	1	7	0	0	0	0	13		
Team						1	1	2				1					
Totals			25-62	5-22	8-13	11	29	40	17	63	9	17	2	5	200		

FG % 1st Half: 11-31 35.5% 2nd half: 14-31 45.2% Game: 25-62 40.3%
 3FG % 1st Half: 2-12 16.7% 2nd half: 3-10 30.0% Game: 5-22 22.7%
 FT % 1st Half: 1-2 50.0% 2nd half: 7-11 63.6% Game: 8-13 61.5%

Kansas 70 • 12-1 (1-0)

##	Player	Total			3-Ptr			Rebounds			PF	TP	A	TO	Blk	Stl	Min
		FG-FGA	FG-FGA	FT-FTA	FG-FGA	FG-FGA	FT-FTA	Off	Def	Tot							
01	Lawson, Dedic	f	6-17	0-3	1-1	4	11	15	2	13	1	1	3	0	37		
35	Azubuike, Udoka	c	4-5	0-0	0-3	3	6	9	2	8	0	1	2	0	23		
05	Grimes, Quentin	g	6-11	1-6	1-3	2	0	2	4	14	1	3	0	1	35		
11	Dotson, Devon	g	4-10	1-3	7-8	0	5	5	4	16	1	2	0	4	28		
24	Vick, Lagerald	g	5-12	2-7	0-1	0	4	4	1	12	1	4	1	3	25		
00	Garrett, Marcus	g	1-3	0-1	3-4	0	1	1	2	5	5	1	0	1	28		
02	Moore, Charlie	g	0-4	0-1	2-4	1	2	3	1	2	1	0	0	1	13		
13	Lawson, K.J.	g	0-0	0-0	0-0	0	0	0	0	0	0	1	0	0	1		
33	McCormack, David	g	0-1	0-0	0-0	1	0	1	1	0	0	1	0	1	6		
44	Lightfoot, Mitch	g	0-0	0-0	0-0	1	0	1	0	0	0	0	0	0	4		
Team						0	1	1									
Totals			26-63	4-21	14-22	12	30	42	17	70	10	14	6	11	200		

FG % 1st Half: 18-39 46.2% 2nd half: 8-24 33.3% Game: 26-63 41.3%
 3FG % 1st Half: 2-12 16.7% 2nd half: 2-9 22.2% Game: 4-21 19.0%
 FT % 1st Half: 2-3 66.7% 2nd half: 12-19 63.2% Game: 14-22 63.6%

Officials: Joe DeRosa, James Luckie, Lee Cassell
 Technical fouls: Oklahoma-None. Kansas-None.
 Attendance: 16300
 OU 03 M. Reynolds fouled out with 38 seconds remaining in the game.

Score by periods	1st	2nd	Total
Oklahoma	25	38	63
Kansas	40	30	70

	In	Off	2nd	Fast	Bench
Points	Paint	T/O	Chance	Break	
KU	32	14	6	6	7
OU	40	22	13	12	7

Last FG - OU 2nd-00:30, KU 2nd-02:35.
 Largest lead - OU by 7 1st-17:31, KU by 15 1st-00:04.
 OU led for 07:37, KU led for 31:37. Game was tied for 00:46.

Score tied - 0 times.
 Lead changed - 1 time.

15 #7/9 KANSAS 77, #25/rv TCU 68
 Jan. 9, 2019 | Lawrence, Kan. | Allen Fieldhouse



TCU 68 • 12-2 (1-1)

##	Player	Total			3-Ptr			Rebounds			PF	TP	A	TO	Blk	Stl	Min
		FG-FGA	FG-FGA	FT-FTA	FG-FGA	FG-FGA	FT-FTA	Off	Def	Tot							
15	MILLER, JD	f	1-6	1-4	0-0	1	8	9	1	3	0	1	0	1	0	25	
21	SAMUEL, Kevin	c	6-7	0-0	0-0	4	4	8	3	12	1	2	1	0	26		
01	BANE, Desmond	g	6-10	1-1	0-0	0	4	4	4	13	2	2	0	0	37		
22	NEMBARO, RJ	g	3-6	3-6	5-6	0	4	4	3	14	1	3	1	0	27		
25	BORSHARD, Alex	g	4-12	2-4	2-3	1	2	3	4	12	4	4	0	0	35		
05	DAVIS, Kendrick	g	2-6	0-1	0-0	0	4	4	1	4	3	3	0	2	22		
12	NOI, Kouat	g	3-7	2-5	2-4	1	1	2	2	10	1	3	1	3	28		
Team						0	0	0									
Totals			25-54	9-21	9-13	7	27	34	18	68	12	20	3	6	200		

FG % 1st Half: 11-26 42.3% 2nd half: 14-28 50.0% Game: 25-54 46.3%
 3FG % 1st Half: 3-8 37.5% 2nd half: 6-13 46.2% Game: 9-21 42.9%
 FT % 1st Half: 6-8 75.0% 2nd half: 3-5 60.0% Game: 9-13 69.2%

Kansas 77 • 13-2 (2-1)

##	Player	Total			3-Ptr			Rebounds			PF	TP	A	TO	Blk	Stl	Min
		FG-FGA	FG-FGA	FT-FTA	FG-FGA	FG-FGA	FT-FTA	Off	Def	Tot							
01	Lawson, Dedic	f	10-19	2-4	9-13	6	8	14	1	31	0	3	0	3	35		
00	Garrett, Marcus	g	3-8	0-0	2-3	1	3	4	1	8	3	0	0	2	35		
05	Grimes, Quentin	g	2-5	0-3	1-2	0	2	2	4	5	1	2	0	0	16		
11	Dotson, Devon	g	0-6	0-3	5-6	0	1	1	3	5	3	1	1	2	27		
24	Vick, Lagerald	g	5-10	2-7	0-0	1	3	4	2	12	4	6	0	0	36		
02	Moore, Charlie	g	0-3	0-1	0-0	0	0	0	0	0	1	0	0	1	4		
13	Lawson, K.J.	g	2-3	0-1	3-3	1	0	1	0	7	0	0	0	0	11		
30	Agbaji, Ochai	g	3-5	1-2	0-0	1	3	4	2	7	1	0	1	2	25		
33	McCormack, David	g	0-0	0-0	0-0	0	0	0	0	0	0	0	0	0	1		
44	Lightfoot, Mitch	g	1-1	0-0	0-0	0	3	3	0	2	0	0	0	0	10		
Team						1	0	1									
Totals			26-60	5-21	20-27	11	23	34	13	77	13	12	2	10	200		

FG % 1st Half: 15-31 48.4% 2nd half: 11-29 37.9% Game: 26-60 43.3%
 3FG % 1st Half: 2-10 20.0% 2nd half: 3-11 27.3% Game: 5-21 23.8%
 FT % 1st Half: 8-11 72.7% 2nd half: 12-16 75.0% Game: 20-27 74.1%

Officials: Gerry Pollard, Gary Maxwell, Jeb Hartness
 Technical fouls: TCU-None. Kansas-None.
 Attendance: 16300

Score by periods	1st	2nd	Total
TCU	31	37	68
Kansas	40	37	77

	In	Off	2nd	Fast	Bench
Points	Paint	T/O	Chance	Break	
TCU	30	13	7	6	14
KU	38	24	13	8	16

Last FG - TCU 2nd-01:41, KU 2nd-01:10.
 Largest lead - TCU by 2 1st-19:14, KU by 11 2nd-19:45.
 TCU led for 03:03, KU led for 34:36. Game was tied for 02:21.

Score tied - 5 times.
 Lead changed - 7 times.

14 IOWA STATE 77, #5/6 KANSAS 60
 Jan. 5, 2019 | Ames, Iowa | Hilton Coliseum



Kansas 60 • 12-2, 1-1 Big 12

##	Player	Total			3-Ptr			Rebounds			PF	TP	A	TO	Blk	Stl	Min
		FG-FGA	FG-FGA	FT-FTA	FG-FGA	FG-FGA	FT-FTA	Off	Def	Tot							
00	Marcus Garrett	f	4-8	0-1	0-0	2	2	4	1	8	0	1	0	0	0	30	
01	Dedric Lawson	f	5-11	0-1	3-6	2	10	12	3	13	3	6	1	0	32		
05	Quentin Grimes	f	7-14	3-6	2-3	2	4	6	1	19	2	2	0	1	31		
11	Devon Dotson	f	3-5	1-2	1-2	2	5	7	1	8	3	5	0	2	31		
24	Lagerald Vick	f	2-8	2-6	0-0	0	4	4	0	6	1	7	0	2	29		
02	Charlie Moore	f	1-5	0-2	0-0	2	1	3	1	2	2	0	0	0	19		
12	Chris Teahan	f	0-0	0-0	0-0	0	0	0	0	0	0	0	0	0	2		
13	K.J. Lawson	f	1-2	0-1	0-0	0	1	1	1	2	1	1	0	1	9		
33	David McCormack	f	1-2	0-0	0-0	0	1	1	1	2	0	0	0	0	10		
44	Mitch Lightfoot	f	0-1	0-1	0-0	0	0	0	1	0	0	1	0	0	7		
Team						3	0	3									
Totals			24-56	6-20	6-11	13	28	41	10	60	12	24	1	6	200		

FG % 1st Half: 12-27 44.4% 2nd half: 12-29 41.4% Game: 24-56 42.9%
 3FG % 1st Half: 4-11 36.4% 2nd half: 2-9 22.2% Game: 6-20 30.0%
 FT % 1st Half: 4-7 57.1% 2nd half: 2-4 50.0% Game: 6-11 54.5%

Iowa State 77 • 12-2, 2-0 Big 12

##	Player	Total			3-Ptr			Rebounds			PF	TP	A	TO	Blk	Stl	Min
		FG-FGA	FG-FGA	FT-FTA	FG-FGA	FG-FGA	FT-FTA	Off	Def	Tot							
01	Weiler-Babb, Nick	f	4-10	2-4	2-2	1	2	3	1	12	4	2	1	4	38		
03	Shayok, Marial	f	9-12	5-5	1-2	0	5	5	2	24	1	5	0	2	34		
11	Horton-Tucker, Talen	f	2-9	0-4	0-0	0	0	0	2	4	5	0	0	1	30		
12	Jacobson, Michael	f	4-9	0-2	1-2	2	9</										

BOX SCORES

17 #7/8 KANSAS 80, TEXAS 78
Jan. 14, 2019 | Lawrence, Kan. | Allen Fieldhouse



Texas 78 • 10-7 (2-3)

#	Player	Total			3-Ptr			Rebounds			PF	TP	A	TO	Blk	Stl	Min
		FG-FGA	FG-FGA	FT-FTA	FG-FGA	FG-FGA	FT-FTA	Off	Def	Tot							
10	Hayes, Jaxson	f	4-5	0-0	0-0	2	2	4	5	8	1	0	1	0	17		
21	Osetkowski, Dylan	f	5-13	0-2	1-1	4	5	9	2	11	1	1	0	1	29		
02	Coleman III, Matt	g	7-12	2-3	0-0	2	2	4	1	16	8	0	0	1	38		
12	Roach II, Kerwin	g	4-11	3-8	2-2	0	2	2	3	13	4	1	1	0	32		
55	Mitrou-Long, Elijah	g	2-7	2-6	0-0	0	2	2	0	6	0	1	0	0	20		
03	Ramey, Courtney	g	3-7	2-4	2-2	1	5	6	2	10	5	0	0	0	24		
13	Bires, Jase	g	4-14	4-11	0-0	0	3	3	2	12	0	1	0	0	28		
20	Sims, Jericho	g	0-0	0-0	2-2	4	3	7	3	2	0	1	0	0	12		
Team						1	0	1									
Totals			29-69	13-34	7-7	14	24	38	18	78	19	6	2	2	200		

FG % 1st Half: 16-36 44.4% 2nd half: 13-33 39.4% Game: 29-69 42.0% Deadball Rebounds 0
 3FG % 1st Half: 8-19 42.1% 2nd half: 5-15 33.3% Game: 13-34 38.2%
 FT % 1st Half: 0-0 0.0% 2nd half: 7-7 100.0% Game: 7-7 100.0%

Kansas 80 • 15-2 (4-1)

#	Player	Total			3-Ptr			Rebounds			PF	TP	A	TO	Blk	Stl	Min
		FG-FGA	FG-FGA	FT-FTA	FG-FGA	FG-FGA	FT-FTA	Off	Def	Tot							
01	Lawson, Detric	f	6-8	0-0	5-8	0	8	8	3	17	0	0	0	0	0	26	
00	Garrett, Marcus	g	8-11	3-4	1-4	0	2	2	2	20	3	2	1	3	35		
05	Grimes, Quentin	g	2-5	2-5	0-0	0	2	2	1	6	0	1	0	0	29		
11	Dotson, Devon	g	3-6	1-2	3-4	1	4	5	2	10	5	0	0	0	36		
24	Vick, Lagerald	g	7-14	5-8	2-2	0	4	4	0	21	4	0	0	0	32		
02	Moore, Charlie	g	0-1	0-1	0-0	0	0	0	0	0	0	0	0	0	3		
30	Agbaji, Ochai	g	2-5	0-2	0-0	0	4	4	1	4	2	0	0	1	25		
33	McCormack, David	g	1-3	0-0	1-1	3	1	4	2	2	0	1	0	0	8		
44	Lightfoot, Mitch	g	0-1	0-0	0-2	0	0	0	1	0	0	0	0	0	6		
Team						2	0	2									
Totals			29-54	11-22	11-21	6	25	31	12	80	14	4	1	5	200		

FG % 1st Half: 15-29 51.7% 2nd half: 14-25 56.0% Game: 29-54 53.7% Deadball Rebounds 5,1
 3FG % 1st Half: 6-12 50.0% 2nd half: 5-10 50.0% Game: 11-22 50.0%
 FT % 1st Half: 2-7 28.6% 2nd half: 9-14 64.3% Game: 11-21 52.4%

Officials: John Higgins, Mike Roberts, Michael Greenstein
 Technical fouls: Texas-None. Kansas-None.
 Attendance: 16300
 UT 10 J. Hayes fouled out with 2:05 remaining in the game.

Score by periods	1st	2nd	Total
Texas	40	38	78
Kansas	38	42	80

Points	In	Off	2nd	Fast	Bench
UT	Paint	T/O	Chance	Break	
KU	28	3	17	3	24
KU	34	12	2	6	6

Last FG - UT 2nd-00:09, KU 2nd-01:33.
 Largest lead - UT by 5 1st-00:30, KU by 10 2nd-11:51.
 UT led for 02:41. KU led for 36:19. Game was tied for 01:00.

Score tied - 2 times.
 Lead changed - 4 times.

18 WEST VIRGINIA 65, #7/8 KANSAS 64
Jan. 19, 2019 | Morgantown, W.Va. | WVU Coliseum



Kansas 64

#	Player	Total			3-Ptr			Rebounds			PF	TP	A	TO	Blk	Stl	Min
		FG-FGA	FG-FGA	FT-FTA	FG-FGA	FG-FGA	FT-FTA	Off	Def	Tot							
00	Marcus Garrett	*	6-12	0-2	3-4	0	2	2	4	15	3	1	0	6	34		
01	Detric Lawson	*	5-11	0-1	5-6	4	7	11	1	15	0	3	1	1	34		
05	Quentin Grimes	*	3-7	2-4	0-0	0	2	2	2	8	2	2	0	0	30		
11	Devon Dotson	*	3-5	1-1	2-2	0	1	1	3	9	1	7	0	0	34		
24	Lagerald Vick	*	5-12	2-6	1-1	1	2	3	1	13	0	2	0	0	33		
02	Charlie Moore	*	0-1	0-0	0-0	0	1	1	0	0	0	0	0	0	3		
13	K.J. Lawson	*	1-5	0-2	0-0	2	2	4	3	2	0	0	0	0	16		
30	Ochai Agbaji	*	0-1	0-0	0-0	1	2	3	0	0	0	3	0	0	4		
33	David McCormack	*	1-1	0-0	0-0	1	3	4	0	2	0	0	0	0	8		
44	Mitch Lightfoot	*	0-0	0-0	0-0	0	0	0	1	0	0	0	0	0	4		
Team						0	3	3									
Totals			24-55	5-16	11-13	9	25	34	15	64	6	18	1	7	200		

FG % 1st Half: 10-27 37.0% 2nd half: 14-28 50.0% Game: 24-55 43.6% Deadball Rebounds 1
 3FG % 1st Half: 0-6 0.0% 2nd half: 5-10 50.0% Game: 5-16 31.3%
 FT % 1st Half: 3-3 100.0% 2nd half: 8-10 80.0% Game: 11-13 84.6%

West Virginia 65

#	Player	Total			3-Ptr			Rebounds			PF	TP	A	TO	Blk	Stl	Min
		FG-FGA	FG-FGA	FT-FTA	FG-FGA	FG-FGA	FT-FTA	Off	Def	Tot							
10	Haley, Jermaine	*	5-5	0-0	3-4	1	4	5	2	13	2	3	0	1	28		
12	Gordon, Andrew	*	2-3	0-0	0-0	0	2	2	3	4	0	2	0	0	13		
14	Harler, Chase	*	3-3	1-1	0-0	0	2	2	1	7	0	1	0	0	19		
21	Harris, Wesley	*	2-5	1-3	0-0	0	1	1	0	5	0	1	0	0	30		
23	Ahmad, Esa	*	3-9	2-3	0-0	1	6	7	2	8	3	2	1	2	35		
01	Culver, Derek	*	4-10	0-0	3-5	2	5	7	4	11	3	3	1	1	27		
03	Bolden, James	*	4-13	1-4	3-4	0	0	0	1	12	2	0	0	4	29		
05	McCabe, Jordan	*	0-1	0-0	0-0	0	1	1	0	0	1	1	0	1	5		
15	West, Lamont	*	2-5	0-3	1-1	1	1	2	1	5	1	0	0	2	14		
Team						0	1	1									
Totals			25-54	5-14	10-14	5	23	28	14	65	12	13	2	11	200		

FG % 1st Half: 11-28 39.3% 2nd half: 14-26 53.8% Game: 25-54 46.3% Deadball Rebounds 3
 3FG % 1st Half: 0-3 0.0% 2nd half: 5-11 45.5% Game: 5-16 31.3%
 FT % 1st Half: 1-1 100.0% 2nd half: 9-13 69.2% Game: 10-14 71.4%

Officials: Doug Sirmmons, Roger Ayers, Keith Kimble
 Technical fouls: Kansas-None. West Virginia-None.
 Attendance: 12657

Score by periods	1st	2nd	Total
Kansas	23	41	64
West Virginia	23	42	65

Points	In	Off	2nd	Fast	Bench
KU	Paint	T/O	Chance	Break	
KU	32	15	6	4	4
WVU	34	9	8	6	28

Last FG - KU 2nd-02:35, WVU 2nd-00:07.
 Largest lead - KU by 6 2nd-02:35, WVU by 3 1st-11:05.
 KU led for 26:06. WVU led for 11:32. Game was tied for 02:22.

Score tied - 7 times.
 Lead changed - 17 times.

19 #9/10 KANSAS 80, #24/25 IOWA STATE 76
Jan. 21, 2019 | Lawrence, Kan. | Allen Fieldhouse



Iowa State 76 • 14-5 (4-3)

#	Player	Total			3-Ptr			Rebounds			PF	TP	A	TO	Blk	Stl	Min
		FG-FGA	FG-FGA	FT-FTA	FG-FGA	FG-FGA	FT-FTA	Off	Def	Tot							
12	Jacobson, Michael	f	4-7	1-1	3-6	3	8	11	3	12	0	4	1	0	34		
01	Weiler-Babb, Nick	g	4-8	2-5	0-0	1	3	4	1	10	4	1	1	2	39		
03	Shayok, Marial	g	9-18	3-8	5-5	2	4	6	1	26	1	4	0	2	37		
11	Horton-Tucker, Talen	g	6-15	4-8	0-2	1	2	3	5	16	2	2	0	0	26		
22	Haliburton, Tyrese	g	3-5	1-3	2-2	3	2	5	0	9	2	0	1	0	33		
02	Lard, Cameron	g	0-1	0-0	0-0	1	1	2	5	0	0	0	0	0	6		
05	Wigginton, Lindell	g	1-8	1-5	0-2	1	3	4	3	3	3	0	0	0	25		
Team						1	0	1									
Totals			27-62	12-30	10-17	13	23	36	18	76	12	14	3	7	200		

FG % 1st Half: 17-32 53.1% 2nd half: 10-30 33.3% Game: 27-62 43.5% Deadball Rebounds 2
 3FG % 1st Half: 6-16 37.5% 2nd half: 6-14 42.9% Game: 12-30 40.0%
 FT % 1st Half: 2-4 50.0% 2nd half: 8-13 61.5% Game: 10-17 58.8%

Kansas 80 • 16-3 (5-2)

#	Player	Total			3-Ptr			Rebounds			PF	TP	A	TO	Blk	Stl	Min
		FG-FGA	FG-FGA	FT-FTA	FG-FGA	FG-FGA	FT-FTA	Off	Def	Tot							
01	Lawson, Detric	f	13-17	2-2	1-2	7	8	15	3	29	1	4	1	0	38		
00	Garrett, Marcus	g	8-12	0-0	0-3	1	4	5	2	16	0	2	1	3	39		
05	Grimes, Quentin	g	0-4	0-1	0-0	0	0	0	0	0	0	0	0	1	19		
11	Dotson, Devon	g	3-12	0-1	5-6	0	2	2	3	11	8	0	0	2	38		
24	Vick, Lagerald	g	5-11	2-6	2-2	0	3	3	0	14	1	2	0	0	37		
02	Moore, Charlie	g	0-0	0-0	0-0	0	0	0	0	0	0	0	0	1	2		
13	Lawson, K.J.	g	1-2	0-0	0-0	1	2	3	4	2	0	1	0	0	9		
30	Agbaji, Ochai	g	3-6	2-4	0-0	1	4										

BOX SCORES

21 TEXAS 73, #11/12 KANSAS 63
Jan. 26, 2019 | Austin, Texas | Frank Erwin Center



Kansas 63 • 16-5, 5-3

##	Player	Total			3-Ptr			Rebounds			PF	TP	A	TO	Blk	Stl	Min
		FG-FGA	FG-FGA	FT-FTA	FG-FGA	FG-FGA	FT-FTA	Off	Def	Tot							
01	Lawson, Detric	f	4-15	1-5	4-4	1	6	7	2	13	1	2	2	3	34		
00	Garrett, Marcus	g	1-4	0-1	0-0	2	3	5	2	2	1	1	0	0	26		
05	Grimes, Quentin	g	1-5	1-3	0-0	0	1	1	3	3	1	1	0	1	20		
11	Dotson, Devon	g	3-6	0-0	3-4	0	4	4	3	9	4	1	0	1	29		
30	Agbaji, Ochai	g	8-10	2-4	6-8	4	3	7	4	24	0	2	1	2	35		
02	Moore, Charlie	g	0-0	0-0	0-0	0	0	0	1	0	0	0	0	0	6		
13	Lawson, K.J.	g	0-0	0-0	0-0	0	0	0	1	0	0	1	0	0	4		
24	Vick, Lagerald	g	4-9	2-5	0-0	0	2	2	0	10	1	1	0	1	23		
33	McCormack, David	g	1-1	0-0	0-0	0	0	0	1	2	2	1	0	0	9		
44	Lightfoot, Mitch	g	0-1	0-0	0-0	0	0	0	3	0	0	0	1	0	14		
	Team					1	0	1									
	Totals		22-51	6-18	13-16	8	19	27	20	63	10	13	4	8	200		

FG % 1st Half: 10-23 43.5% 2nd half: 12-28 42.9% Game: 22-51 43.1%
 3FG % 1st Half: 2-5 40.0% 2nd half: 4-13 30.8% Game: 6-18 33.3%
 FT % 1st Half: 1-2 50.0% 2nd half: 12-14 85.7% Game: 13-16 81.3%

Texas 73 • 12-9, 4-4

##	Player	Total			3-Ptr			Rebounds			PF	TP	A	TO	Blk	Stl	Min
		FG-FGA	FG-FGA	FT-FTA	FG-FGA	FG-FGA	FT-FTA	Off	Def	Tot							
10	Hayes, Jaxson	f	3-5	0-0	7-8	4	5	9	4	13	1	0	2	2	29		
21	Osetkowski, Dylan	f	5-10	0-3	6-6	3	1	4	1	16	3	2	0	1	35		
02	Coleman III, Matt	g	1-4	0-2	0-0	0	6	6	1	2	4	2	0	0	36		
03	Ramey, Courtney	g	3-5	3-5	0-0	1	1	2	1	9	1	3	0	1	24		
12	Roach II, Kerwin	g	3-13	3-9	6-7	1	3	4	4	15	3	4	0	1	36		
13	Febres, Jase	g	4-9	4-8	0-0	0	2	2	1	12	1	0	0	0	26		
20	Sims, Jericho	g	2-3	0-0	2-2	0	1	1	1	6	0	1	0	0	11		
55	Mitrou-Long, Elijah	g	0-1	0-1	0-0	0	0	0	0	0	0	0	0	0	3		
	Team					1	2	3									
	Totals		21-50	10-28	21-23	10	21	31	13	73	13	12	2	5	200		

FG % 1st Half: 9-28 32.1% 2nd half: 12-22 54.5% Game: 21-50 42.0%
 3FG % 1st Half: 5-16 31.3% 2nd half: 5-12 41.7% Game: 10-28 35.7%
 FT % 1st Half: 3-4 75.0% 2nd half: 18-19 94.7% Game: 21-23 91.3%

Officials: Joe DeRosa, Kipp Kissinger, Darron George
 Technical fouls: Kansas-None. Texas-None.
 Attendance: 11934

Score by periods	1st	2nd	Total
Kansas	23	40	63
Texas	26	47	73

	In	Off	2nd	Fast	Bench
Points	Paint	T/O	Chance	Break	
KU	30	13	13	15	12
UT	16	7	10	2	18

Last FG - KU 2nd-01:01, UT 2nd-01:16.
 Largest lead - KU by 2 1st-19:22, UT by 11 1st-05:53.
 KU led for 00:09. UT led for 37:42. Game was tied for 02:09.

Score tied - 1 time.
 Lead changed - 1 time.

22 #11/12 KANSAS 79, #15/16 TEXAS TECH 63
Feb. 2, 2019 | Lawrence, Kan. | Allen Fieldhouse



Texas Tech 63 • 17-5 (5-4)

##	Player	Total			3-Ptr			Rebounds			PF	TP	A	TO	Blk	Stl	Min
		FG-FGA	FG-FGA	FT-FTA	FG-FGA	FG-FGA	FT-FTA	Off	Def	Tot							
11	Owens,Tariq	f	6-10	0-3	0-0	6	4	10	2	12	0	0	3	0	29		
32	Odiase,Noreense	c	0-3	0-0	2-6	3	4	7	3	2	0	0	1	1	17		
13	Mooney,Matt	g	4-10	1-3	2-2	0	3	3	0	11	3	0	0	2	28		
23	Culver, Jarrett	g	5-17	0-6	0-1	1	5	6	2	10	1	5	0	0	32		
25	Moretti, Davide	g	3-8	3-8	5-5	0	2	2	2	14	1	0	0	1	33		
00	Edwards, Kyle	g	1-6	1-3	0-0	0	4	4	1	3	1	1	0	1	20		
01	Francis, Brandone	g	1-5	1-3	0-0	1	1	2	3	3	1	2	0	1	15		
03	Corprew, Deshawn	g	1-2	0-0	1-2	2	1	3	1	3	0	2	0	0	12		
20	Hicks, Parker	g	0-0	0-0	0-0	0	2	2	0	0	0	0	0	0	3		
24	Benson, Avery	g	1-2	0-1	0-0	0	1	1	1	2	1	0	0	1	4		
30	Sorrells, Andrew	g	0-1	0-1	0-0	0	0	0	0	0	0	0	0	0	3		
35	Mballa, Josh	g	0-0	0-0	3-6	0	0	0	0	3	0	0	1	0	4		
	Team					0	2	2									
	Totals		22-64	6-28	13-22	13	29	42	15	63	8	11	5	7	200		

FG % 1st Half: 10-33 30.3% 2nd half: 12-31 38.7% Game: 22-64 34.4%
 3FG % 1st Half: 3-14 21.4% 2nd half: 3-14 21.4% Game: 6-28 21.4%
 FT % 1st Half: 3-4 75.0% 2nd half: 10-18 55.6% Game: 13-22 59.1%

Kansas 79 • 17-5 (6-3)

##	Player	Total			3-Ptr			Rebounds			PF	TP	A	TO	Blk	Stl	Min
		FG-FGA	FG-FGA	FT-FTA	FG-FGA	FG-FGA	FT-FTA	Off	Def	Tot							
01	Lawson, Detric	f	9-14	3-3	4-5	2	8	10	5	25	0	0	2	0	28		
05	Grimes, Quentin	g	2-7	2-5	0-1	1	2	3	2	6	4	0	0	2	31		
11	Dotson, Devon	g	7-12	3-5	3-5	0	3	3	2	20	4	4	0	3	34		
24	Vick, Lagerald	g	4-7	3-4	2-2	1	5	6	1	13	2	1	1	0	36		
30	Agbaji, Ochai	g	3-8	1-4	3-6	1	9	10	3	10	3	2	0	1	33		
02	Moore, Charlie	g	1-5	0-3	0-0	0	1	1	1	2	6	2	0	0	15		
12	Teahan, Chris	g	0-2	0-2	0-0	0	1	1	0	0	0	1	0	0	2		
13	Lawson, K.J.	g	1-3	1-3	0-0	0	0	0	2	3	0	0	0	0	6		
20	Luinstra, Garrett	g	0-1	0-1	0-0	0	0	0	0	0	0	0	0	0	2		
33	McCormack, David	g	0-0	0-0	0-0	0	1	1	0	0	0	2	0	0	6		
44	Lightfoot, Mitch	g	0-0	0-0	0-0	0	1	1	2	0	1	0	0	0	7		
	Team					2	1	3									
	Totals		27-59	13-30	12-19	7	32	39	18	79	19	13	3	6	200		

FG % 1st Half: 16-29 55.2% 2nd half: 11-30 36.7% Game: 27-59 45.8%
 3FG % 1st Half: 9-15 60.0% 2nd half: 4-15 26.7% Game: 13-30 43.3%
 FT % 1st Half: 5-6 83.3% 2nd half: 7-13 53.8% Game: 12-19 63.2%

Officials: Doug Simmons, Michael Stephens, Michael Greenstein
 Technical fouls: Texas Tech-Francis, Brandone. Kansas-Vick, Lagerald.
 Attendance: 16300

Score by periods	1st	2nd	Total
Texas Tech	26	37	63
Kansas	46	33	79

	In	Off	2nd	Fast	Bench
Points	Paint	T/O	Chance	Break	
TTU	26	10	5	14	5
UTU	26	15	5	14	5

Last FG - TTU 2nd-01:01, KU 2nd-03:51.
 Largest lead - TTU None, KU by 24 2nd-04:27.
 TTU led for 00:00. KU led for 39:37. Game was tied for 00:23.

Score tied - 0 times.
 Lead changed - 0 times.

23 KANSAS STATE 74, #13/14 KANSAS 67
Feb. 5, 2019 | Manhattan, Kan. | Bramlage Coliseum



Kansas 67 • 17-6 (6-4)

##	Player	Total			3-Ptr			Rebounds			PF	TP	A	TO	Blk	Stl	Min
		FG-FGA	FG-FGA	FT-FTA	FG-FGA	FG-FGA	FT-FTA	Off	Def	Tot							
01	Detric Lawson	f	6-15	1-5	5-6	3	6	9	4	18	1	4	2	2	40		
05	Quentin Grimes	g	2-4	2-2	0-0	0	1	1	4	6	0	5	0	0	20		
11	Devon Dotson	g	5-12	0-1	3-4	1	4	5	13	5	4	1	3	39			
24	Lagerald Vick	g	2-5	1-4	2-2	0	3	3	0	7	2	2	0	1	19		
30	Ochai Agbaji	g	3-7	0-2	0-2	1	3	4	3	6	0	4	1	1	35		
02	Charlie Moore	g	3-5	2-4	0-0	0	3	3	2	8	2	3	0	2	20		
12	Chris Teahan	g	0-0	0-0	0-0	0	0	0	0	0	0	0	0	0	1		
13	K.J. Lawson	g	1-2	1-2	0-0	0	1	1	2	3	0	1	0	0	12		
20	Garrett Luinstra	g	0-0	0-0	0-0	0	0	0	1	0	1	0	0	0	4		
44	Mitch Lightfoot	g	2-2	0-0	2-2	3	2	5	2	6	0	0	0	0	14		
	Team					3	2	5									
	Totals		24-52	7-20	12-16	11	25	36	23	67	11	23	4	9	200		

FG % 1st Half: 10-23 43.5% 2nd half: 14-29 48.3% Game: 24-52 46.2%
 3FG % 1st Half: 4-10 40.0% 2nd half: 3-10 30.0% Game: 7-20 35.0%
 FT % 1st Half: 9-12 75.0% 2nd half: 3-4 75.0% Game: 12-16 75.0%

Kansas State 74 • 17-5 (7-2)

##	Player	Total			3-Ptr			Rebounds			PF	TP	A	TO</
----	--------	-------	--	--	-------	--	--	----------	--	--	----	----	---	------

BOX SCORES

25 #14/14 KANSAS 82, TCU 77 (OT)
Feb. 11, 2019 | Fort Worth, Texas | Schollmaier Arena



#	Player	Total			3-Ptr			Rebounds			PF	TP	A	TO	Blk	Stl	Min
		FG	FGA	FT	FTA	Off	Def	Tot									
01	Dedric Lawson	f	6-16	2-5	0-1	5	5	10	5	14	2	5	0	0	0	35	
33	David McCormack	f	1-3	0-0	2-4	1	2	3	4	4	0	0	0	0	0	17	
05	Quentin Grimes	g	2-11	1-8	0-0	0	2	2	5	5	4	1	0	0	36		
11	Devon Dotson	g	7-13	4-7	7-9	0	10	10	2	25	5	6	0	2	45		
30	Ochai Agbaji	g	6-12	2-6	6-6	1	10	11	0	20	1	1	1	1	41		
02	Charlie Moore	g	0-3	0-2	0-0	0	1	1	1	0	1	2	0	1	13		
13	K.J. Lawson	g	4-6	0-1	2-2	2	1	3	0	10	0	0	0	0	16		
44	Mitch Lightfoot	g	2-4	0-1	0-1	3	3	6	5	4	0	0	3	1	22		
Team						0	3	3									
Totals			28-68	9-30	17-23	12	37	49	22	82	13	15	5	5	225		

FG % 1st Half: 13-32 40.6% 2nd half: 12-30 40.0% OT: 3-6 50.0% Game: 28-68 41.2% Deadball Rebounds 1.1
 3FG % 1st Half: 5-16 31.3% 2nd half: 3-10 30.0% OT: 1-4 25.0% Game: 9-30 30.0%
 FT % 1st Half: 6-7 85.7% 2nd half: 5-8 62.5% OT: 6-8 75.0% Game: 17-23 73.9%

TCU 77 • 17-7 (5-6)

#	Player	Total			3-Ptr			Rebounds			PF	TP	A	TO	Blk	Stl	Min
		FG	FGA	FT	FTA	Off	Def	Tot									
12	NOI, Kouat	f	6-17	1-9	1-1	3	3	6	2	14	1	0	0	1	42		
15	MILLER, JD	f	2-8	0-2	4-6	2	6	8	3	8	0	0	1	0	28		
21	SAMUEL, Kevin	c	2-4	0-0	0-2	2	3	5	3	4	0	1	2	0	26		
01	BANE, Desmond	g	8-15	2-2	0-0	1	6	7	2	18	1	3	0	1	44		
25	ROBINSON, Alex	g	4-14	3-7	2-2	0	4	4	5	13	4	4	1	4	42		
05	DAVIS, Kendrick	g	4-9	1-3	7-11	0	5	5	1	16	7	3	0	2	36		
11	MAYEN, Lat	g	1-4	1-3	0-0	1	1	2	1	3	0	0	0	0	5		
22	NEMBARD, RJ	g	0-0	0-0	1-2	0	0	0	1	1	0	1	0	0	2		
Team						2	4	6									
Totals			27-71	8-26	15-24	11	32	43	18	77	13	13	4	8	225		

FG % 1st Half: 14-31 45.2% 2nd half: 12-33 36.4% OT: 1-7 14.3% Game: 27-71 38.0% Deadball Rebounds 4.1
 3FG % 1st Half: 6-16 37.5% 2nd half: 2-9 22.2% OT: 0-1 0.0% Game: 8-26 30.8%
 FT % 1st Half: 3-4 75.0% 2nd half: 6-9 66.7% OT: 6-11 54.5% Game: 15-24 62.5%

Officials: Doug Simmons, Michael Stephens, Ray Natili
 Technical fouls: Kansas-None. TCU-None.
 Attendance: 7356

Score by periods	1st	2nd	OT	Total
Kansas	37	32	13	82
TCU	37	32	8	77

	In	Off	2nd	Fast	Bench
Points	Paint	T/O	Chance	Break	
KU	34	13	14	8	14
TCU	36	15	9	20	20

Last FG - KU OT-01:09, TCU OT-02:26.
 Largest lead - KU by 12 2nd-09:03, TCU by 7 1st-18:29.
 KU led for 28:22. TCU led for 13:03. Game was tied for 03:35.

Score tied - 5 times.
 Lead changed - 13 times.

26 #14/14 KANSAS 78, WEST VIRGINIA 53
Feb. 16, 2019 | Lawrence, Kan. | Allen Fieldhouse



West Virginia 53 • 10-15 (2-10)

#	Player	Total			3-Ptr			Rebounds			PF	TP	A	TO	Blk	Stl	Min
		FG	FGA	FT	FTA	Off	Def	Tot									
01	Culver, Derek	f	2-10	0-0	5-9	4	8	12	4	9	4	2	2	2	32		
11	Matthews Jr., Emmitt	f	3-9	1-4	0-0	3	2	5	1	7	1	4	0	1	20		
15	West, Lamont	f	4-8	0-4	3-4	1	4	5	4	11	0	3	2	2	27		
02	Krappner, Brandon	g	1-5	1-4	2-2	0	1	1	2	5	2	3	0	1	19		
10	Haley, Jermaine	g	0-6	0-3	0-0	1	2	3	1	0	4	2	0	1	35		
00	Doomes, Trey	g	0-0	0-0	0-0	0	0	0	0	0	0	0	0	0	0		
05	McCabe, Jordan	g	3-9	0-4	0-0	1	1	2	0	6	2	3	0	2	19		
12	Gordon, Andrew	g	0-0	0-0	0-0	0	0	0	0	5	0	1	4	0	10		
14	Harler, Chase	g	5-9	1-3	0-0	2	2	0	2	0	11	0	1	0	25		
20	Horton, Taevon	g	1-2	0-1	0-0	0	1	1	0	2	0	0	0	0	5		
31	Routt, Logan	g	1-1	0-0	0-0	0	1	1	1	2	0	1	0	1	8		
Team						3	1	4									
Totals			20-59	3-23	10-15	15	21	36	18	53	14	24	4	11	200		

FG % 1st Half: 7-28 25.0% 2nd half: 13-31 41.9% Game: 20-59 33.9%
 3FG % 1st Half: 1-10 10.0% 2nd half: 2-13 15.4% Game: 3-23 13.0%
 FT % 1st Half: 1-2 50.0% 2nd half: 9-13 69.2% Game: 10-15 66.7%

Officials: Joe DeRosa, Kipp Kissingner, Terry Wymer
 Technical fouls: West Virginia-None. Kansas-None.
 Attendance: 16300

Kansas 78 • 20-6 (9-4)

#	Player	Total			3-Ptr			Rebounds			PF	TP	A	TO	Blk	Stl	Min
		FG	FGA	FT	FTA	Off	Def	Tot									
01	Lawson, Dedric	f	4-8	2-3	4-4	0	4	4	0	4	4	0	1	0	1	32	
33	McCormack, David	f	4-4	0-0	2-4	3	1	4	4	10	1	4	2	2	24		
05	Grimes, Quentin	g	2-8	0-4	0-0	0	2	2	2	4	2	4	0	2	22		
11	Dotson, Devon	g	5-7	1-1	4-4	2	3	5	1	15	8	2	0	0	31		
30	Agbaji, Ochai	g	4-9	1-4	1-2	0	3	3	4	10	1	3	0	1	27		
02	Moore, Charlie	g	1-4	0-2	0-0	0	0	0	0	2	2	2	0	0	13		
12	Teahan, Chris	g	1-2	1-2	0-0	0	0	0	0	1	3	0	0	0	3		
13	Lawson, K.J.	g	5-7	3-4	2-2	0	3	3	1	15	0	1	1	0	24		
20	Luinstra, Garrett	g	0-1	0-0	0-0	0	0	0	0	0	0	1	0	0	1		
44	Lightfoot, Mitch	g	2-3	0-0	1-2	1	6	7	3	5	1	1	3	1	23		
Team						0	3	3									
Totals			28-53	8-20	14-18	6	25	31	16	78	17	19	6	7	200		

FG % 1st Half: 14-25 56.0% 2nd half: 14-28 50.0% Game: 28-53 52.8%
 3FG % 1st Half: 4-10 40.0% 2nd half: 4-10 40.0% Game: 8-20 40.0%
 FT % 1st Half: 11-12 91.7% 2nd half: 3-6 50.0% Game: 14-18 77.8%

Officials: Joe DeRosa, Kipp Kissingner, Terry Wymer
 Technical fouls: West Virginia-None. Kansas-None.
 Attendance: 16300

Score by periods	1st	2nd	Total
West Virginia	16	37	53
Kansas	43	35	78

	In	Off	2nd	Fast	Bench
Points	Paint	T/O	Chance	Break	
West Virginia	20	18	10	14	21
KU	30	24	9	6	25

Last FG - WVU 2nd-01:07, KU 2nd-02:29.
 Largest lead - WVU by 2 1st-18:55, KU by 36 2nd-02:29.
 WVU led for 01:02. KU led for 35:45. Game was tied for 03:13.

Score tied - 3 times.
 Lead changed - 3 times.

27 #14/4 TEXAS TECH 91, #12/12 KANSAS 62
Feb. 25, 2019 | Lubbock, Texas | United Supermarkets Arena



Kansas 62 • 20-7, 9-5

#	Player	Total			3-Ptr			Rebounds			PF	TP	A	TO	Blk	Stl	Min
		FG	FGA	FT	FTA	Off	Def	Tot									
01	Lawson, Dedric	f	3-8	1-1	7-8	2	3	5	3	14	1	2	1	2	26		
05	Grimes, Quentin	f	1-3	1-3	0-2	0	3	3	2	3	3	0	0	2	27		
11	Dotson, Devon	f	3-7	1-1	0-0	0	2	2	4	7	1	2	0	0	25		
30	Agbaji, Ochai	f	1-6	0-3	0-0	0	2	2	1	2	0	2	1	0	30		
33	McCormack, David	f	3-3	0-0	2-2	0	4	2	8	0	3	0	0	0	16		
00	Garrett, Marcus	g	4-6	1-1	0-0	0	0	0	2	9	0	0	0	0	22		
02	Moore, Charlie	g	3-8	3-7	0-0	0	1	1	1	9	1	2	0	0	19		
12	Teahan, Chris	g	0-0	0-0	0-0	0	0	0	0	0	0	0	0	0	3		
13	Lawson, K.J.	g	3-6	2-5	0-0	1	1	2	1	8	1	1	0	0	20		
20	Luinstra, Garrett	g	0-0	0-0	0-0	0	0	0	0	0	0	0	0	0	1		
44	Lightfoot, Mitch	g	1-1	0-0	0-0	2	2	4	1	2	1	1	0	1	11		
Team						0	0	0									
Totals			22-48	9-21	9-12	5	18	23	17	62	8	13	2	3	200		

FG % 1st Half: 9-23 39.1% 2nd half: 13-25 52.0% Game: 22-48 45.8%
 3FG % 1st Half: 2-8 25.0% 2nd half: 7-13 53.8% Game: 9-21 42.9%
 FT % 1st Half: 0-2 0.0% 2nd half: 9-10 90.0% Game: 9-12 75.0%

Texas Tech 91 • 22-5, 10-4

#	Player	Total			3-Ptr			Rebounds			PF	TP	A	TO	Blk	Stl	Min
		FG	FGA	FT	FTA	Off	Def	Tot									
11	Owens, Tariq	f	5-6	0-1	0-0	3	0	3	4	10	0	0	1	1	17		
13	Mooney, Matt	f	5-8	3-4	0-0	0	0	0	1	13	6	3	0	0	31		
23	Culver, Jarrett	f	10-21	3-8	3-5	1	1	2	1	26	4	0	0	0	34		
25	Moretti, Davide	f	3-5	3-4	2-2	0	4	4	2	11	5	2	0	1	33		
32	Odiase, Norense	f	3-4</														

CAREER RECORDS

SCORING

1. Danny Manning	2,951	1985-88
2. Nick Collison	2,097	2000-03
3. Raef LaFrentz	2,066	1995-98
4. Clyde Lovellette	1,979	1950-52
5. Sherron Collins	1,888	2007-10
6. Frank Mason III	1,885	2014-17
7. Darnell Valentine	1,821	1978-81
8. Keith Langford	1,812	2002-05
9. Perry Ellis	1,798	2013-16
10. Paul Pierce	1,768	1996-98
11. Dave Robisch	1,754	1969-71
12. Kirk Hinrich	1,753	2000-03
13. Devonte' Graham	1,750	2015-18
14. Kevin Pritchard	1,692	1987-90
15. Mark Randall	1,627	1987, 89-91
16. Wayne Simien	1,593	2002-05
17. Tyshawn Taylor	1,580	2009-12
18. Jeff Boschee	1,560	1999-2002
19. Kenny Gregory	1,555	1998-2001
19. Calvin Thompson	1,548	1983-86
21. Drew Gooden	1,526	2000-02
22. Ron Kelllogg	1,508	1983-86
23. Bud Stallworth	1,495	1970-72
24. Tony Guy	1,488	1979-82
25. Brandon Rush	1,477	2006-08
26. Wilt Chamberlain	1,433	1957-58
27. Richard Scott	1,375	1991-94
28. Adonis Jordan	1,373	1990-93
29. Marcus Morris	1,371	2009-11
30. Mario Chalmers	1,341	2006-08
31. Walter Wesley	1,315	1964-66
32. Jo Jo White	1,286	1966-69
33. Eric Chenowith	1,281	1998-2001
34. Jerod Haase	1,264	1995-97
35. Steve Woodberry	1,240	1991-94
36. Scot Pollard	1,209	1994-97
37. Greg Dreiling	1,209	1984-86
38. Jacque Vaughn	1,207	1994-97
39. Wayne Selden Jr.	1,202	2014-16
40. Aaron Miles	1,183	2002-05
41. Svi Mykhailiuk	1,181	2015-18
42. Milt Newton	1,166	1985, 87-89
43. Rick Suttle	1,156	1973-75
44. Billy Thomas	1,152	1995-98
45. Wayne Hightower	1,128	1960-61
46. Lagerald Vick	1,100	2016-Present
47. Charlie Black	1,082	1942-43, 46-47
48. Rex Walters	1,064	1992-93
49. Otto Schnellbacher	1,062	1943, 46-48
50. Kelly Knight	1,057	1980, 82-84
51. Ryan Robertson	1,055	1996-99
52. Nolen Ellison	1,045	1961-63
53. Carl Henry	1,044	1983-84
54. Cole Aldrich	1,038	2008-10
55. Jerry Gardner	1,030	1960-62
56. Bill Bridges	1,028	1959-61
57. Thomas Robinson	1,026	2010-12
58. Cedric Hunter	1,022	1984-87
David Magley	1,022	1979-82
60. Rodger Bohnenstiehl	1,006	1966-67-68
61. Norman Cook	1,004	1974-75-76

REBOUNDS

1. Danny Manning	1,187	1985-88
2. Raef LaFrentz	1,186	1995-98
3. Nick Collison	1,143	2000-03
4. Bill Bridges	1,081	1959-61
5. Eric Chenowith	933	1998-2001
6. Drew Gooden	905	2000-02
7. Wayne Simien	884	2002-05
8. Wilt Chamberlain	877	1957-58
9. Cole Aldrich	860	2008-10
10. Scot Pollard	850	1994-97
11. Clyde Lovellette	839	1950-52
12. Perry Ellis	834	2013-16
13. Dave Robisch	815	1969-71
14. Greg Ostertag	770	1992-95
15. Thomas Robinson	763	2010-12
16. Mark Randall	723	1987, 89-91
17. Landen Lucas	702	2014-17
18. Paul Mokeski	680	1977-79
19. Marcus Morris	676	2009-11
Paul Pierce	676	1996-98

ASSISTS

<i>(started 1974-75)</i>			
1. Aaron Miles	954	2002-05	
2. Jacque Vaughn	804	1994-97	
3. Cedric Hunter	684	1984-87	
4. Kirk Hinrich	668	2000-03	
5. Devonte' Graham	632	2015-18	
6. Darnell Valentine	609	1978-81	
7. Frank Mason III	576	2014-17	
8. Tyshawn Taylor	575	2009-12	
9. Adonis Jordan	568	1990-93	
10. Sherron Collins	552	2007-10	
11. Russell Robinson	500	2005-08	
12. Kevin Pritchard	499	1987-90	
13. Ryan Robertson	485	1996-99	
14. Mark Turgeon	437	1984-87	
15. Jeff Boschee	425	1999-2002	
16. Mario Chalmers	420	2006-08	
17. Elijah Johnson	399	2010-13	
18. Steve Woodberry	361	1991-94	
19. Jerod Haase	343	1995-97	
20. Danny Manning	342	1985-88	
21. Tony Guy	327	1979-82	

3-POINT FIELD GOALS MADE

<i>(started 1986-87)</i>			
1. Jeff Boschee	338	1999-2002	
2. Devonte' Graham	296	2015-18	
3. Billy Thomas	269	1995-98	
4. Svi Mykhailiuk	237	2015-18	
5. Kirk Hinrich	236	2000-03	
6. Sherron Collins	232	2007-10	
7. Brandon Rush	205	2006-08	
8. Terry Brown	200	1990-91	
9. Frank Mason III	185	2014-17	
10. Mario Chalmers	180	2006-08	
11. Adonis Jordan	179	1990-93	
12. Tyrel Reed	176	2008-11	
13. Lagerald Vick	167	2016-Present	
14. Wayne Selden Jr.	162	2014-16	
15. Jerod Haase	156	1995-97	
16. Kevin Pritchard	154	1987-90	
17. Rex Walters	151	1992-93	
18. Elijah Johnson	147	2010-13	
19. Ryan Robertson	144	1996-99	
20. J.R. Giddens	137	2004-05	

3-POINT FIELD GOAL ATTEMPTS

<i>(started 1986-87)</i>			
1. Jeff Boschee	843	1999-2002	
2. Devonte' Graham	723	2015-18	
3. Billy Thomas	691	1995-98	
4. Sherron Collins	615	2007-10	
5. Svi Mykhailiuk	579	2015-18	
6. Kirk Hinrich	546	2000-03	
7. Terry Brown	485	1990-91	
8. Brandon Rush	471	2006-08	
9. Jerod Haase	461	1995-97	
10. Wayne Selden Jr.	443	2014-16	
11. Frank Mason III	440	2014-17	
12. Adonis Jordan	437	1990-93	
13. Tyrel Reed	433	2008-11	
14. Elijah Johnson	430	2010-13	
Mario Chalmers	430	2006-08	
16. Lagerald Vick	412	2016-Present	
17. Kevin Pritchard	379	1987-90	
18. Sean Pearson	371	1993-96	
18. J.R. Giddens	369	2004-05	
20. Rex Walters	361	1992-93	
21. Ryan Robertson	354	1996-99	
22. Tyshawn Taylor	324	2009-12	

3-POINT FIELD GOAL PCT.

<i>(Min. 200 attempts; started 1986-87)</i>			
1. Milt Newton	100-224	44.6	1987-89
2. Jeff Guldner	90-205	43.9	1987-90
3. Brandon Rush	205-471	43.5	2005-08
4. Kirk Hinrich	236-546	43.2	2000-03
5. Steve Woodberry	126-298	42.3	1991-94
6. Frank Mason III	185-440	42.0	2014-17
7. Mario Chalmers	180-430	41.9	2005-08
8. Rex Walters	151-361	41.8	1992-93
9. Brady Morningstar	116-281	41.3	2007-11
10. Terry Brown	200-485	41.2	1990-91
11. Devonte' Graham	296-723	40.9	2015-18
Svi Mykhailiuk	237-579	40.9	2015-18
Adonis Jordan	179-437	40.9	1990-93
Ryan Robertson	144-354	40.7	1996-99
Tyrel Reed	176-433	40.6	2008-11
Kevin Pritchard	154-379	40.6	1987-90
17. Lagerald Vick	167-412	40.5	2016-Pr.
18. Jeff Boschee	338-843	40.1	1999-02
19. Keith Langford	102-257	39.7	2002-05
20. Billy Thomas	269-691	38.9	1995-98
21. Jacque Vaughn	105-274	38.3	1994-97
22. Sherron Collins	232-655	37.7	2007-10

STEALS

<i>(started 1975-76)</i>			
1. Darnell Valentine	336	1978-81	
2. Mario Chalmers	283	2006-08	
3. Aaron Miles	264	2002-05	
4. Danny Manning	250	1985-88	
5. Russell Robinson	247	2005-08	
6. Kirk Hinrich	206	2000-03	
7. Devonte' Graham	197	2015-18	
8. Kevin Pritchard	190	1987-90	
9. Nick Bradford	187	1997-2000	
10. Adonis Jordan	181	1990-93	
11. Alonzo Jamison	175	1990-92	
12. Jerod Haase	174	1995-97	
13. Tyshawn Taylor	172	2009-12	
14. Frank Mason III	165	2014-17	
15. Jeff Boschee	161	1999-2002	
Tony Guy	161	1979-82	
17. Jacque Vaughn	160	1994-97	
Steve Woodberry	160	1991-94	
19. Cedric Hunter	157	1984-87	
20. Nick Collison	155	2000-03	
21. Paul Pierce	147	1996-98	
22. Sherron Collins	145	2007-10	
23. Ryan Robertson	143	1996-99	

BLOCKED SHOTS

<i>(started 1974-75)</i>			
1. Jeff Withey	311	2010-13	
2. Greg Ostertag	258	1992-95	
3. Cole Aldrich	253	2008-10	
4. Nick Collison	243	2000-03	
5. Eric Chenowith	242	1998-2001	
6. Scot Pollard	218	1994-97	
7. Danny Manning	200	1985-88	
8. John Crawford	155	1978-81	
9. Sasha Kaun	150	2005-08	
10. Donnie Von Moore	147	1974-75, 77-78	
11. Raef LaFrentz	138	1995-98	
Greg Dreiling	138	1984-86	
13. Paul Mokeski	136	1976-79	
14. Jamari Traylor	126	2013-16	
15. B.J. Williams	112	1994-97	
16. Darrell Arthur	109	2007-08	
17. Drew Gooden	107	2000-02	
18. Patrick Richey	106	1991-94	
19. Markieff Morris	103	2009-11	
20. Paul Pierce	98	1996-98	

--	Udoka Azubuike	92	2017-Present
--	Mitch Lightfoot	86	2017-Present

CONSECUTIVE GAMES STARTED

1. Danny Manning	141	1985-88
2. Raef LaFrentz	116	1995-98
3. Frank Mason III	110	2014-17
Aaron Miles	110	2002-05
5. Wayne Selden Jr.	101	2014-16
6. Jacque Vaughn	100	1994-97
7. Keith Langford	98	2002-05
8. Cedric Hunter	89	1984-87
9. Jo Jo White	84	1966-69
10. Devonte' Graham	82	2015-18
11. Greg Dreiling	78	1984-86
12. Kirk Hinrich	73	2000-03

MINUTES PLAYED

1. Danny Manning	4,961	1985-88
2. Devonte' Graham	4,498	2015-18
3. Frank Mason III	4,347	2014-17
4. Kirk Hinrich	4,187	2000-03
5. Jeff Boschee	4,109	1999-2002
6. Sherron Collins	4,071	2007-10
7. Tyshawn Taylor	4,039	2009-12
8. Kevin Pritchard	3,982	1987-90
9. Tony Guy	3,911	1979-82
10. Darnell Valentine	3,906	1978-81
11. Nick Collison	3,894	2000-03

SINGLE SEASON RECORDS - INDIVIDUAL

POINTS

1.	Danny Manning (1988)	942
2.	Clyde Lovellette (1952)	886
3.	Danny Manning (1987)	860
4.	Wilt Chamberlain (1957)	800
5.	Paul Pierce (1998)	777
6.	Frank Mason III (2017)	753
7.	Drew Gooden (2002)	734
8.	Nick Collison (2003)	702
9.	Thomas Robinson (2012)	692
10.	Dave Robisch (1970)	689

POINTS PER GAME

1.	Wilt Chamberlain (1958)	30.1
2.	Wilt Chamberlain (1957)	29.6
3.	Clyde Lovellette (1952)	28.6
4.	Dave Robisch (1970)	26.5
5.	Bud Stallworth (1972)	25.3
6.	Danny Manning (1988)	24.8
7.	Danny Manning (1987)	23.9
8.	Walter Wesley (1965)	23.5
9.	Clyde Lovellette (1951)	22.8
10.	Wayne Hightower (1960)	21.8

-- **Dedric Lawson (2019)** 19.0

REBOUNDS

1.	Wilt Chamberlain (1957)	510
2.	Thomas Robinson (2012)	463
3.	Drew Gooden (2002)	423
4.	Clyde Lovellette (1952)	410
5.	Cole Aldrich (2009)	387
6.	Bill Bridges (1960)	385
7.	Nick Collison (2003)	380
8.	Wilt Chamberlain (1958)	367
9.	Cole Aldrich (2010)	354
10.	Bill Bridges (1961)	353

-- **Dedric Lawson (2019)** 288

REBOUNDS PER GAME

1.	Wilt Chamberlain (1957)	18.9
2.	Wilt Chamberlain (1958)	17.5
3.	Bill Bridges (1961)	14.1
4.	Bill Bridges (1960)	13.8
5.	Bill Bridges (1959)	13.7
6.	Clyde Lovellette (1952)	13.2
7.	Dave Robisch (1970)	12.1
8.	Thomas Robinson (2012)	11.9
9.	Wayne Hightower (1961)	11.6
10.	Drew Gooden (2002)	11.4
--	Raef LaFrentz (1998)	11.4

-- **Dedric Lawson (2019)** 10.3

DOUBLE-DOUBLES

1.	Thomas Robinson (2012)	27
2.	Drew Gooden (2002)	25
3.	Cole Aldrich (2009)	21
4.	Raef LaFrentz (1997)	21
5.	Raef LaFrentz (1998)	19
6.	Dave Robisch (1970)	19
7.	Danny Manning (1987)	18
8.	Dedric Lawson (2019)	17
9.	Dave Robisch (1971)	17
10.	Wayne Simien (2005)	16
--	Nick Collison (2003)	16

ASSISTS

1.	Devonte' Graham (2018)	282
2.	Cedric Hunter (1986)	278
3.	Aaron Miles (2002)	252
4.	Ryan Robertson (1998)	248
5.	Aaron Miles (2003)	244
6.	Aaron Miles (2004)	242
7.	Jacque Vaughn (1995)	238
8.	Kirk Hinrich (2001)	229
9.	Jacque Vaughn (1996)	223
10.	Aaron Miles (2005)	216

STEALS

1.	Mario Chalmers (2008)	97
2.	Mario Chalmers (2007)	97
3.	Darnell Valentine (1981)	92
4.	Aaron Miles (2003)	91
5.	Darnell Valentine (1979)	91
6.	Mario Chalmers (2006)	89
7.	Alonzo Jamison (1992)	83
8.	3x (last Alonzo Jamison, 1991)	80

-- **Devon Dotson (2019)** 40

FIELD GOALS MADE

1.	Danny Manning (1988)	381
2.	Clyde Lovellette (1952)	352
3.	Danny Manning (1987)	347
4.	Paul Pierce (1998)	287
5.	Drew Gooden (2002)	285
6.	Nick Collison (2003)	281
7.	Danny Manning (1986)	279
8.	Bud Stallworth (1972)	277
9.	Wilt Chamberlain (1957)	275

FIELD GOALS ATTEMPTED

1.	Clyde Lovellette (1952)	742
2.	Danny Manning (1988)	653
3.	Bud Stallworth (1972)	620
4.	Wilt Chamberlain (1957)	588
5.	Drew Gooden (2002)	566
6.	Danny Manning (1987)	562
7.	Paul Pierce (1998)	559
8.	Clyde Lovellette (1951)	554
9.	Dave Robisch (1970)	526
10.	Sherron Collins (2009)	521

FIELD GOAL PCT. (MIN 175 ATT.)

1.	Udoka Azubuike (2018)	77.0
2.	Mark Randall (1989)	64.6
3.	Mark Randall (1991)	64.3
4.	Richard Scott (1992)	63.9
5.	Landen Lucas (2017)	63.1
6.	Darnell Jackson (2008)	62.6
7.	Sasha Kaun (2008)	61.9
8.	Danny Manning (1987)	61.7
9.	Freeman West (1989)	61.3
10.	Richard Scott (1993)	60.8

FREE THROWS MADE

1.	Wilt Chamberlain (1957)	250
2.	Wayne Hightower (1960)	193
3.	Frank Mason III (2017)	189
4.	Dave Robisch (1970)	189
5.	Clyde Lovellette (1952)	182
6.	Wilt Chamberlain (1958)	177
7.	Andrew Wiggins (2014)	176
8.	Danny Manning (1988)	171
9.	Devonte' Graham (2018)	167
--	Wayne Simien (2004)	167

-- **Dedric Lawson (2019)** 124

FREE THROWS ATTEMPTED

1.	Wilt Chamberlain (1957)	399
2.	Wilt Chamberlain (1958)	292
3.	Wayne Hightower (1960)	285
4.	Walter Wesley (1966)	262
5.	Dave Robisch (1970)	254
6.	Clyde Lovellette (1952)	250
7.	Thomas Robinson (2012)	239
8.	Frank Mason III (2017)	238
9.	B. H. Born (1953)	234
10.	Danny Manning (1988)	233
--	Dave Robisch (1971)	233

FREE THROW PCT. (MIN. 75 ATT.)

1.	Steve Woodberry (1993)	87.9
2.	Rex Walters (1993)	87.3
3.	Ryan Robertson (1999)	87.1
4.	Al Kelley (1954)	86.2
5.	Calvin Thompson (1984)	85.9
6.	Sherron Collins (2010)	85.5
7.	Kirk Hinrich (2001)	84.3
--	Ron Kellogg (1986)	84.3
--	Ron Kellogg (1985)	84.3

-- **Devon Dotson (2019)** 80.4

3-POINT FIELD GOALS MADE

1.	Svi Mykhailiuk (2018)	115
2.	Terry Brown (1991)	111
3.	Devonte' Graham (2018)	110
4.	Jeff Boschee (2002)	110
5.	Billy Thomas (1998)	105
6.	Devonte' Graham (2017)	94
7.	Kirk Hinrich (2003)	89
8.	Terry Brown (1990)	89
9.	Malik Newman (2018)	85
10.	Rex Walters (1993)	83

-- **Lagerald Vick (2019)** 66

3-POINT FIELD GOALS ATTEMPTED

1.	Terry Brown (1991)	277
2.	Devonte' Graham (2018)	271
3.	Billy Thomas (1998)	262
4.	Svi Mykhailiuk (2018)	259
5.	Devonte' Graham (2017)	242
6.	Jeff Boschee (2002)	237
7.	Jeff Boschee (1999)	222
8.	Kirk Hinrich (2003)	219
9.	Terry Brown (1990)	208
10.	Malik Newman (2018)	205
--	Sherron Collins (2009)	205

-- **Lagerald Vick (2019)** 145

3-PT FIELD GOAL PCT. (MIN. 80 ATT)

1.	Kirk Hinrich (2001)	50.5
2.	Aaron Miles (2005)	50.0
3.	Jeff Guelndner (1990)	48.6
4.	Kirk Hinrich (2002)	47.8
5.	Tyrel Reed (2010)	47.3
6.	Brandon Rush (2006)	47.2
7.	Frank Mason III (2017)	47.1
8.	Mario Chalmers (2008)	46.8
9.	Jeff Boschee (2002)	46.4

-- **Lagerald Vick (2019)** 45.5

MINUTES PLAYED

1.	Devonte' Graham (2018)	1,435
2.	Danny Manning (1988)	1,336
3.	Tyshawn Taylor (2012)	1,303
4.	Frank Mason III (2017)	1,301
5.	Frank Mason III (2016)	1,272
6.	Devonte' Graham (2017)	1,269
7.	Danny Manning (1986)	1,256
8.	Elijah Johnson (2012)	1,254
9.	Travis Releford (2013)	1,252
10.	Danny Manning (1987)	1,249

MINUTES PER GAME

1.	Tony Guy (1982)	39.4
2.	David Magley (1982)	39.0
3.	Clinton Johnson (1976)	38.2
4.	Wilmore Fowler (1979)	37.9
5.	Devonte' Graham (2018)	37.8
6.	Darnell Valentine (1981)	37.1
7.	John Douglas (1977)	36.4
8.	Carl Henry (1983)	36.2
9.	Tony Guy (1981)	36.2
10.	Frank Mason III (2017)	36.1

SINGLE SEASON TEAM RECORDS

POINTS PER GAME

YEAR	PTS	GMS	AVG
1.	1989-90	3223	35.2
2.	2001-02	3365	37.1
3.	1988-89	2758	31.1
4.	1996-97	3058	36.1
5.	1997-98	3300	39.1

-- **2018-19** **2126** **28** **75.9**

FIELD GOAL PCT.

YEAR	FGS	FGAs	FG%	
1.	1985-86	1260	2266	55.6
2.	1984-95	1019	1898	53.7
3.	1989-90	1204	2258	53.3
4.	1988-89	1024	1925	53.2
5.	1983-84	924	1769	52.2

-- **2018-19** **769** **1638** **46.9**

3-POINT FIELD GOALS MADE

YEAR	3FGs	
1.	2017-18	391
2.	2016-17	318
3.	2015-16	304
4.	2010-11	271
5.	2007-08	271

-- **2018-19** **211**

3-POINT FIELD GOAL ATTEMPTS

YEAR	3FGAs	
1.	2017-18	974
2.	2016-17	787
3.	2015-16	728
4.	2010-11	710
5.	2007-08	683

-- **2018-19** **583**

3-PT FIELD GOAL PCT.

YEAR	3FGs	3FGAs	3FG%	
1.	1989-90	230	531	43.3
2.	2015-16	304	728	41.8
3.	2001-02	224	536	41.8
4.	1988-89	143	344	41.6
5.	1992-93	215	527	40.8

-- **2018-19** **211** **583** **36.2**

ASSISTS PER GAME

YEAR	AST	GMS	AVG	
1.	1989-90	763	35	21.8
2.	1985-86	814	39	20.9
3.	2001-02	767	37	20.7
4.	1988-89	620	31	20.0
5.	2000-01	641	33	19.4
6.	1984-85	660	34	19.4

-- **2018-19** **380** **28** **13.6**

STEALS PER GAME

YEAR	STL	GMS	AVG	
1.	2002-03	373	38	9.82
2.	2005-06	323	33	9.79
3.	1996-97	351	36	9.75
4.	2001-02	357	37	9.65
5.	1990-91	325	35	9.29

-- **2018-19** **194** **28** **7.0**

OPPONENT FIELD GOAL PCT.

(since 1985-86 [shot clock era])

YEAR	OPP. FG%	
1.	2012-13	36.1
2.	2005-06	37.0
3.	2006-07	37.6
4.	2000-02	37.8
5.	1994-95	37.8

-- **2018-19** **40.5**

OPPONENT 3-POINT FG PCT.

YEAR	OPP. 3FG%	
1.	2010-11	29.8
2.	2012-13	30.3
3.	1998-99	30.5
4.	1991-92	30.5
5.	1997-98	31.4

-- **2018-19** **34.0**

KANSAS FRESHMEN RECORDS - SINGLE SEASON

POINTS

1. Andrew Wiggins (2014).....	597
2. Ben McLemore (2013).....	589
3. Josh Jackson (2017).....	572
4. Danny Manning (1985).....	496
5. Xavier Henry (2010).....	483
6. Brandon Rush (2006).....	444
7. Kerry Boagni (1983).....	408
8. Paul Pierce (1996).....	404
9. Darnell Valentine (1978).....	392
10. Mario Chalmers (2006).....	379
11. J.R. Giddens (2004).....	374
12. Darrell Arthur (2007).....	361
13. Jeff Boschee (1999).....	361
14. Nick Collison (2000).....	357
15. Sherron Collins (2007).....	354
--	
Devon Dotson (2019).....	339

POINTS PER GAME

1. Andrew Wiggins (2014).....	17.1
2. Josh Jackson (2017).....	16.3
3. Ben McLemore (2013).....	15.9
4. Danny Manning (1985).....	14.6
5. Kerry Boagni (1983).....	14.1
6. Brandon Rush (2006).....	13.5
7. Darnell Valentine (1978).....	13.5
8. Xavier Henry (2010).....	13.4
9. Devon Dotson (2019).....	12.1
10. Paul Pierce (1996).....	11.9
11. Ricky Ross (1980).....	11.7

REBOUNDS

1. Josh Jackson (2017).....	258
Danny Manning (1985).....	258
3. Drew Gooden (2000).....	248
4. Nick Collison (2000).....	234
5. Raef LaFrentz (1995).....	231
6. Joel Embiid (2014).....	227
7. Norm Cook (1974).....	196
8. Brandon Rush (2006).....	195
9. Ben McLemore (2013).....	192
10. Eric Chenowith (1998).....	191

REBOUNDS PER GAME

1. Joel Embiid (2014).....	8.1
2. Danny Manning (1985).....	7.6
3. Drew Gooden (2000).....	7.5
Raef LaFrentz (1995).....	7.5
5. Josh Jackson (2017).....	7.4
6. Nick Collison (2000).....	6.9
7. Norm Cook (1974).....	6.5
8. Paul Mokeski (1976).....	6.4
9. Brandon Rush (2006).....	5.9
10. Cliff Alexander (2015).....	5.3
Wayne Simien (2002).....	5.3
Paul Pierce (1996).....	5.3

ASSISTS

1. Aaron Miles (2002).....	252
2. Jacque Vaughn (1994).....	181
3. Mark Turgeon (1984).....	138
4. Darnell Valentine (1978).....	130
5. Mario Chalmers (2006).....	127
6. Kirk Hinrich (2000).....	123
7. Jeff Boschee (1999).....	121
8. Sherron Collins (2007).....	112
9. Adonis Jordan (1990).....	109
10. Danny Manning (1985).....	108
--	
Devon Dotson (2019).....	101

BLOCKS

1. Joel Embiid (2014).....	72
2. Eric Chenowith (1998).....	62
3. Darrell Arthur (2007).....	54
4. David Padgett (2004).....	43
5. Julian Wright (2006).....	42
6. Josh Jackson (2017).....	37
Cliff Alexander (2015).....	37
7. Cole Aldrich (2008).....	34
Greg Ostertag (1992).....	34
Danny Manning (1985).....	34
10. Nick Collison (2000).....	32

STEALS

1. Mario Chalmers (2006).....	89
2. Darnell Valentine (1978).....	80
3. Aaron Miles (2002).....	60
4. Josh Jackson (2017).....	59
5. Danny Manning (1985).....	58
6. Xavier Henry (2010).....	54
7. Paul Pierce (1996).....	44
8. Kelly Oubre Jr. (2015).....	41
Andrew Wiggins (2014).....	41
10. Devon Dotson (2019).....	40
Jeff Boschee (1999).....	40

FIELD GOALS MADE

1. Josh Jackson (2017).....	220
2. Danny Manning (1985).....	209
3. Ben McLemore (2013).....	198
4. Andrew Wiggins (2014).....	189
5. Kerry Boagni (1983).....	171
6. Brandon Rush (2006).....	170
7. Xavier Henry (2010).....	162
8. Darrell Arthur (2007).....	149
9. Nick Collison (2000).....	145
10. Norm Cook (1974).....	144

FIELD GOALS ATTEMPTED

1. Josh Jackson (2017).....	429
2. Andrew Wiggins (2014).....	422
3. Ben McLemore (2013).....	400
4. Danny Manning (1985).....	369
5. Brandon Rush (2006).....	359
6. Xavier Henry (2010).....	354
Kerry Boagni (1983).....	354
8. Paul Pierce (1996).....	341
Jeff Boschee (1999).....	322
10. Ricky Ross (1980).....	320

FIELD GOAL PCT.

1. Joel Embiid (2014).....	62.6
2. Jeff Guedner (1987).....	59.5
3. Cheick Diallo (2016).....	56.9
Travis Releford (2009).....	56.9
4. Cliff Alexander (2015).....	56.6
Danny Manning (1985).....	56.6
6. Julian Wright (2006).....	56.4
7. Richard Scott (1991).....	56.3
8. Carlton Bragg Jr. (2016).....	56.1
9. Lagerald Vick (2016).....	56.0

FREE THROWS MADE

1. Andrew Wiggins (2014).....	176
2. Ben McLemore (2013).....	120
3. Josh Jackson (2017).....	98
4. Joel Embiid (2014).....	98
5. Devon Dotson (2019).....	90
Xavier Henry (2010).....	90
7. Mario Chalmers (2006).....	89
8. Paul Pierce (1996).....	83
9. Kelly Oubre Jr. (2015).....	79
Keith Langford (2002).....	79

FREE THROWS ATTEMPTED

1. Andrew Wiggins (2014).....	227
2. Josh Jackson (2017).....	173
3. Joel Embiid (2014).....	143
Darnell Valentine (1978).....	143
5. Ben McLemore (2013).....	138
6. Paul Pierce (1996).....	137
7. Xavier Henry (2010).....	115
8. Mario Chalmers (2006).....	113
Keith Langford (2002).....	113
10. Devon Dotson (2019).....	112

FREE THROW PCT. (MIN. 75 ATT.)

1. Ben McLemore (2013).....	87.0
2. Greg Gurely (1992).....	80.0
3. Devon Dotson (2019).....	80.4
4. Aaron Miles (2002).....	79.3
5. Calvin Thompson (1983).....	78.9
6. Mario Chalmers (2006).....	78.8
7. Steve Woodberry (1991).....	78.4
8. Xavier Henry (2010).....	78.3
9. Andrew Wiggins (2014).....	77.5
10. Ryan Robertson (1996).....	77.0
11. Sherron Collins (2007).....	76.6

3-POINT FIELD GOALS MADE

1. Jeff Boschee (1999).....	79
2. J.R. Giddens (2004).....	74
3. Ben McLemore (2013).....	73
4. Xavier Henry (2010).....	69
5. Brandon Rush (2006).....	50
6. Billy Thomas (1995).....	49
7. Mario Chalmers (2006).....	48
8. Sherron Collins (2007).....	47
9. Andrew Wiggins (2014).....	43
10. Wayne Selden Jr. (2014).....	42
--	
Quentin Grimes (2019).....	37

3-POINT FIELD GOALS ATTEMPTED

1. Jeff Boschee (1999).....	222
2. J.R. Giddens (2004).....	182
3. Ben McLemore (2013).....	174
4. Xavier Henry (2010).....	165
5. Wayne Selden Jr. (2014).....	128
Mario Chalmers (2006).....	128
7. Andrew Wiggins (2014).....	126
Billy Thomas (1995).....	126
9. Sherron Collins (2007).....	116
10. Paul Pierce (1996).....	115
--	
Quentin Grimes (2019).....	113

3-PT FIELD GOAL PCT. (MIN. 80 ATT)

1. Jeff Guedner (1987).....	57.1
2. Brandon Rush (2006).....	47.2
3. Steve Woodberry (1991).....	45.5
4. Ryan Robertson (1996).....	45.2
5. Ben McLemore (2013).....	42.0
6. Xavier Henry (2010).....	41.8
7. Patrick Richey (1991).....	41.5
8. Kevin Pritchard (1987).....	40.9
9. J.R. Giddens (2004).....	40.7
10. Sherron Collins (2007).....	40.5

MINUTES PLAYED

1. Ben McLemore (2013).....	1,191
2. Andrew Wiggins (2014).....	1,148
3. Danny Manning (1985).....	1,120
4. Josh Jackson (2017).....	1,077
5. Brandon Rush (2006).....	1,047
6. Wayne Selden Jr. (2014).....	1,022
7. Aaron Miles (2002).....	1,017
8. Xavier Henry (2010).....	990
9. Jeff Boschee (1999).....	969
10. Kevin Pritchard (1987).....	962
--	
Devon Dotson (2019).....	911

GAMES PLAYED

1. Marcus Garrett (2018).....	39
Eric Chenowith (1998).....	39
Kenny Gregory (1998).....	39
4. Sherron Collins (2007).....	38
5. Ben McLemore (2013).....	37
Perry Ellis (2013).....	37
Keith Langford (2002).....	37
Aaron Miles (2002).....	37

GAMES STARTED

1. Ben McLemore (2013).....	37
2. Wayne Selden Jr. (2014).....	35
Andrew Wiggins (2014).....	35
4. Xavier Henry (2010).....	36
Aaron Miles (2002).....	36
6. Josh Jackson (2017).....	35
Jacque Vaughn (1994).....	35

SINGLE GAME FRESHMEN RECORDS SINCE 1988-89

POINTS SCORED

Pts	Player	Opponent	Date
41	Andrew Wiggins	at West Virginia	3-8-14
36	Ben McLemore	vs. West Virginia	3-2-13
33	Ben McLemore	vs. Iowa State	1-9-13
31	Josh Jackson	at Texas Tech	2-11-17
30	Andrew Wiggins	vs. Oklahoma St.	3-13-14

REBOUNDS

Rbs	Player	Opponent	Date
20	Eric Chenowith	at Texas A&M	1-14-98
19	Andrew Wiggins	at Iowa State	1-13-14
16	Raef LaFrentz	at Missouri	1-9-95
15	Markieff Morris	vs. UMKC	11-16-08
14	Nick Collison	vs. Colorado	1-24-00

ASSISTS

Ast	Player	Opponent	Date
15	Aaron Miles	vs. Texas Tech	3-9-02
13	Aaron Miles	at Texas	2-11-02
12	Aaron Miles	vs. Nebraska	1-9-02
11	Five Times		

(last by Tyshawn Taylor vs. Jackson St, 12-6-08)

STEALS

Stl	Player	Opponent	Date
7	Xavier Henry	vs. Baylor	1-25-10
6	Mario Chalmers	at Iowa State	1-28-06
5	Josh Jackson	vs. West Virginia	2-13-17
4	Marcus Garrett	South Dakota State	11-17-17

BLOCKS

Blk	Player	Opponent	Date
8	Joel Embiid	vs. Oklahoma State	1-18-14
7	Joel Embiid	vs. UTEP	11-30-13
6	Joel Embiid	vs. Texas	2-22-14
5	Josh Jackson	vs. Nebraska	12-10-16
4	Cliff Alexander	at Texas Tech	2-10-15

THE LAST TIME...

A TEAM SCORED 100+ POINTS IN A GAME

KU	104 (W, 104-74)	vs. Oklahoma, 2-19-18
Opp.	103 (L, 99-103)	by Indiana, 11-11-16

A TEAM SCORED 50 OR FEWER POINTS IN A GAME

KU	40 (L, 40-72)	vs. Kentucky, 11-18-14
Opp.	49 (W, 64-49)	by Kansas State, 2-25-19

A TEAM SCORED 90+ POINTS IN ALLEN FIELDHOUSE

KU	90 (W, 90-84 [ot])	vs. Stanford, 12-1-18
Opp.	95 (L, 85-95)	by Arizona State, 12-10-17

A TEAM SCORED 60 OR FEWER POINTS IN ALLEN FIELDHOUSE

KU	57 (L, 57-61)	vs. San Diego State, 1-5-14
Opp.	49 (W, 64-49)	by Kansas State, 2-25-19

A TEAM SCORED 90 POINTS IN A LOSS

KU	99 (99-103 OT)	vs. Indiana, 11-11-16
Opp.	106 (L, 106-109 3OT)	by Oklahoma, 1-4-16

A TEAM SCORED 60 OR FEWER POINTS IN A VICTORY

KU	56 (W, 56-55)	at Baylor, 1-7-15
Opp.	60 (L, 57-60)	by Stanford, 3-23-14

A TEAM HAD 5+ PLAYERS SCORE IN DOUBLE FIGURES

KU	K.J. Lawson (15), Dotson (15), D. Lawson (14), Agbaji (10), McCormack (10)	vs. West Virginia, 2-16-19
Opp.	Coleman (16), Roach (13), Febres (12), Osetkowski (11), Ramey (10)	by Texas, 1-14-19

A TEAM WON A GAME BY 25+ POINTS

KU	+25 (78-53)	vs. West Virginia, 2-16-19
Opp.	+29 (62-91)	by Texas Tech, 2-23-19

A TEAM WON A GAME BY 50+ POINTS

KU	+51 (123-72)	vs. Chaminade, 11-23-15
Opp.		Never

A TEAM WON AN OVERTIME GAME (SINGLE-OVERTIME)

KU	82-77	at TCU, 2-11-19
Opp.	92-89	by Iowa State, 2-4-17

A TEAM WON A DOUBLE-OVERTIME GAME

KU	68-68	at Oklahoma State, 2-20-13
Opp.	80-79	by Texas Tech, 2-14-05

A TEAM WON A TRIPLE-OVERTIME GAME

KU	109-106	vs. Oklahoma, 1-4-16
Opp.	76-73	by Oklahoma State, 2-4-81

A TEAM SHOT 60% FG IN A GAME

KU	60.3% (35-58)	vs. Texas, 2-26-18
Opp.	60.7% (34-56)	by Texas Tech, 2-23-19

A TEAM SHOT 30% OR WORSE FG IN A GAME

KU	19.6%	vs. Kentucky, 11-18-14
Opp.	30.0%	by Eastern Michigan, 12-29-18

A TEAM MADE 12+ 3-POINT FG IN A GAME

KU	13	vs. Texas Tech, 2-2-19
Opp.	16	by Texas Tech, 2-23-19

A TEAM DID NOT MAKE A 3-POINT FG IN A GAME

KU	0-8	vs. TCU, 3-12-15
Opp.	0-9	by Stanford, 3-23-14

A TEAM SHOT 60% 3-POINT FG IN A GAME (min. 10)

KU	63.2 (12-19)	vs. Vermont, 11-12-18
Opp.	61.5% (16-26)	by Texas Tech, 2-22-19

A TEAM MADE 30+ FREE THROWS IN A GAME

KU	33	vs. West Virginia, 2-13-17
Opp.	30	by Stanford, 12-3-16

A TEAM MADE 5 OR FEWER FREE THROWS IN A GAME

KU	4	vs. West Virginia, 3-10-18
Opp.	5	by Kansas State, 2-25-19

A TEAM ATTEMPTED 40+ FREE THROWS IN A GAME

KU	44	vs. West Virginia, 2-13-17
Opp.	47	by West Virginia, 1-12-16

A TEAM SHOT 90% OR BETTER FREE THROWS IN A GAME

KU	93.8 (15-16)	at Arizona State, 12-22-18
Opp.	100.0 (5-5)	by Kansas State, 2-25-19

A TEAM SHOT 40% OR WORSE FREE THROWS IN A GAME

KU	30.0% (3-10)	vs. Texas, 2-26-18
Opp.	30.0% (3-10)	by New Mexico State, 12-8-18

A TEAM HAD 25+ OFFENSIVE REBOUNDS IN A GAME

KU	28	vs. Fort Hays State, 12-10-03
Opp.	26	by Baylor, 1-12-19

A TEAM HAD 5 OR FEWER OFFENSIVE REBOUNDS IN A GAME

KU	5	at Texas Tech, 2-23-19
Opp.	5	by West Virginia, 1-19-19

A TEAM HAD 30+ DEFENSIVE REBOUNDS IN A GAME

KU	37	at TCU, 2-11-19
Opp.	32	by TCU, 2-11-19

A TEAM HAD 40+ DEFENSIVE REBOUNDS IN A GAME

KU	43	vs. Oklahoma, 1-4-16
Opp.	41	by Oklahoma, 1-4-16

A TEAM HAD 50+ TOTAL REBOUNDS IN A GAME

KU	51	vs. Texas Southern, 11-21-17
Opp.	50	by Indiana, 11-11-16

A TEAM HAD 60+ TOTAL REBOUNDS IN A GAME

KU	60	vs. Oklahoma, 1-4-16
Opp.		Never

A TEAM HAD 25 OR FEWER TOTAL REBOUNDS IN A GAME

KU	23	at Texas Tech, 2-23-19
Opp.	25	by Oklahoma, 2-19-18

A TEAM OUT-REBOUNDED ITS OPPONENT BY 15+

KU	+15 (41-26)	at Iowa State, 1-5-19
Opp.	+19 (49-30)	by Baylor, 1-12-19

A TEAM OUT-REBOUNDED ITS OPPONENT BY 20+

KU	+23 (49-26)	vs. Omaha, 12-18-17
Opp.		Never

A TEAM OUT-REBOUNDED ITS OPPONENT BY 30+

KU	+30 (61-31)	vs. Alcorn State, 12-2-09
Opp.		Never

3+ PLAYERS WITH 10+ REBOUNDS IN A GAME

KU	Ochai Agbaji (11), Devon Dotson (10), Detric Lawson (10)	at TCU, 2-11-19
Opp.	P.J. Washington (13), Reid Travis (12), Keldon Johnson (10)	of Kentucky, 1-26-19

2 PLAYERS WITH A DOUBLE-DOUBLE IN SAME GAME

KU	O. Agbaji (20p, 11r), D. Dotson (25p, 10r), D. Lawson (14p, 10r)	at TCU, 2-11-19
Opp.	P. Washington (20p, 13r), R. Travis (18p, 12r) & K. Johnson (15p, 10r)	of Kentucky, 1-26-19

3 PLAYERS WITH A DOUBLE-DOUBLE IN SAME GAME

KU	O. Agbaji (20p, 11r), D. Dotson (25p, 10r), D. Lawson (14p, 10r)	at TCU, 2-11-19
Opp.	P. Washington (20p, 13r), R. Travis (18p, 12r) & K. Johnson (15p, 10r)	of Kentucky, 1-26-19

A PLAYER WITH A TRIPLE-DOUBLE IN A GAME

KU	Jeff Withey (16 pts, 12 reb, 12 blk)	vs. San Jose State, 11-26-12
Opp.	Denzel Valentine (29 pts, 12 reb, 12 ast)	of Michigan State, 11-17-15

A TEAM HAD 25+ ASSISTS IN A GAME

KU	25	vs. Eastern Michigan, 12-29-18
Opp.	26	by Oklahoma, 1-10-94

A TEAM HAD 7 OR FEWER ASSISTS IN A GAME

KU	6	at West Virginia, 1-19-19
Opp.	7	by Eastern Michigan, 12-29-18

THE LAST TIME...

A TEAM HAD 15+ STEALS IN A GAME			
KU	15	vs. Towson, 11-11-11	
Opp.	22	by West Virginia, 1-16-16	
A TEAM DID NOT HAVE A STEAL IN A GAME			
KU		vs. Syracuse, 3-18-01	
Opp.		Oakland, 11-25-09	
A TEAM HAD 10+ BLOCKED SHOTS IN A GAME			
KU	11	at Baylor, 1-12-19	
Opp.	10	by Kentucky, 11-14-17	
A TEAM DID NOT BLOCK A SHOT IN A GAME			
KU		vs. Stanford, 12-1-18	
Opp.		by Louisiana, 11-16-18	
A TEAM COMMITTED 30+ FOULS IN A GAME			
KU	32	vs. Indiana, 11-11-16	
Opp.	31	by West Virginia, 2-13-17	
A TEAM COMMITTED 10 OR FEWER FOULS IN A GAME			
KU	8	vs. Kansas State, 2-25-19	
Opp.	10	by Omaha, 12-18-17	
A TEAM HAD TWO PLAYERS DISQUALIFIED (FOUL OUT)			
KU	Quentin Grimes / Dedric Lawson / Mitch Lightfoot		at TCU, 2-11-19
Opp.	Talen Horton-Tucker / Tyrese Haliburton		of Iowa State, 1-21-19
A TEAM HAD THREE PLAYERS DISQUALIFIED (FOUL OUT)			
KU	Quentin Grimes / Dedric Lawson / Mitch Lightfoot		at TCU, 2-11-19
Opp.	Poythress / Willis / Lee / Labissiere		of Kentucky, 1-30-16
A TEAM HAD FOUR PLAYERS DISQUALIFIED (FOUL OUT)			
KU	Frank Mason III / Devonte' Graham / Carlton Bragg Jr. / Landen Lucas		vs. Indiana, 11-11-16
Opp.			Never
A TEAM SCORED 50+ POINTS IN A HALF			
KU	52, 2nd half	vs. South Dakota, 12-18-18	
Opp.	51, 2nd half	by Michigan State, 11-6-18	
A TEAM SCORED 60+ POINTS IN A HALF			
KU	66, 1st half	vs. Texas Southern, 11-21-17	
Opp.	60, 2nd half	by Texas Tech, 2-13-99	
A TEAM HAD 20 OR FEWER POINTS IN A HALF			
KU	20, 1st half	at Texas Tech, 2-23-19	
Opp.	16, 1st half	by West Virginia, 2-16-19	
A TEAM SHOT 70% OR BETTER FG IN A HALF			
KU	72.0 (18-25), 2nd half	vs. West Virginia, 3-10-18	
Opp.	75.0, 1st half	by Baylor, 1-25-93	
A TEAM SHOT 20% OR WORSE FG IN A HALF			
KU	13.6%, 1st half	at TCU, 2-6-13	
Opp.	19.4%, 2nd half	by Wofford, 12-4-18	
A TEAM MADE 7+ 3-POINTERS IN A HALF			
KU	9, 1st half	vs. Texas Tech, 2-2-19	
Opp.	7, 2nd half	at Texas Tech, 2-23-19	
A TEAM MADE DID NOT MAKE A 3-POINTER IN A HALF			
KU	0-6, 1st half	at West Virginia, 1-19-19	
Opp.	0-8, 1st half	by Kentucky, 1-26-19	
A TEAM DID NOT MAKE A FREE THROW IN A HALF			
KU	1st half (0-2)	at Texas Tech, 2-23-19	
Opp.	1st half (0-0)	by Texas, 1-14-19	
A TEAM DID NOT ATTEMPT A FREE THROW IN A HALF			
KU	1st half	vs. Kansas State, 3-9-18	
Opp.	1st half	by Texas, 1-14-19	
A TEAM HAD 30+ REBOUNDS IN A HALF			
KU	32, 2nd half	vs. UMKC, 12-6-16	
Opp.	31, 2nd half	by Baylor, 1-12-19	

A TEAM HAD 15+ ASSISTS IN A HALF			
KU	16, 2nd half	vs. South Dakota, 12-18-18	
Opp.	15, 1st half	by North Carolina, 3-25-12	
A TEAM DID NOT HAVE A TURNOVER IN A HALF			
KU	1st half	vs. Texas, 1-14-19	
Opp.	2nd half	vs. Kansas State, 1-13-18	
A TEAM HAD 10+ STEALS IN A HALF			
KU	10, 1st half	vs. Texas, 1-21-17	
Opp.	11, 2nd half	by Long Beach State, 12-6-11	
A TEAM HAD 7+ BLOCKED SHOTS IN A HALF			
KU	7, 1st half	at Baylor, 1-12-19	
Opp.	7, 1st half and 2nd half	by Texas, 2-28-15	
A PLAYER SCORED 30+ POINTS IN A GAME			
KU	31 by Dedric Lawson	vs. TCU, 1-9-19	
Opp.	31 by Gabe Devoe	of Clemson, 3-23-18	
A PLAYER SCORED 40+ POINTS IN A GAME			
KU	41 by Andrew Wiggins	at West Virginia, 3-8-14	
Opp.	46 by Buddy Hield	of Oklahoma, 1-4-16	
A PLAYER SHOT 80% OR BETTER FG IN A GAME (MIN. 10 ATT.)			
KU	80.0 (8-10) by Ochai Agbaji	at Texas, 1-29-19	
Opp.	90.9 (10-11) by Eric Paschall	of Villanova, 3-31-18	
A PLAYER MADE 7+ 3-POINTERS IN A GAME			
KU	7 by Lagerald Vick	vs. Louisiana, 11-16-18	
Opp.	7 by Deonte Burton	of Iowa State, 2-4-17	
A PLAYER SHOT 100% 3-POINT FG (MIN. 5 ATT.)			
KU	8-8 by Lagerald Vick	vs. Vermont, 11-12-18	
Opp.	5-5 by Marial Shayok	of Iowa State, 1-5-19	
A PLAYER MADE 12+ FREE THROWS IN A GAME			
KU	13 (13-13) by Devonte' Graham	vs. Texas Tech, 1-2-18	
Opp.	19 (19-22) by Reid Travis	of Stanford, 12-3-16	
A PLAYER SHOT 100% FREE THROWS IN A GAME (MIN. 10 ATT.)			
KU	13-13 by Devonte' Graham	vs. Texas Tech, 1-2-18	
Opp.	12-12 by Taurean Prince	of Baylor, 1-2-16	
A PLAYER HAD 8+ OFFENSIVE REBOUNDS IN A GAME			
KU	9 by Jeff Withey	vs. Baylor, 1-16-12	
Opp.	8 by Mark Vital	of Baylor, 1-12-19	
A PLAYER HAD 12+ DEFENSIVE REBOUNDS IN A GAME			
KU	12 by Dedric Lawson	at Arizona State, 12-22-18	
Opp.	12 by Christian James	of Oklahoma, 1-2-19	
A PLAYER HAD 15+ TOTAL REBOUNDS IN A GAME			
KU	15 by Dedric Lawson	at Kentucky, 1-26-19	
Opp.	23 by Angel Delgado	of Seton Hall, 3-17-18	
A PLAYER HAD 10+ ASSISTS IN A GAME			
KU	10 by Quentin Grimes	vs. Vermont, 11-12-18	
Opp.	11 by Cassius Winston	of Michigan State, 11-6-18	
A PLAYER HAD 7+ TURNOVERS IN A GAME			
KU	7 by Devon Dotson	at West Virginia, 1-19-19	
Opp.	7 by Mark Vital	of Baylor, 2-10-18	
A PLAYER HAD 7+ BLOCKED SHOTS IN A GAME			
KU	8 by Joel Embiid	vs. Oklahoma State, 1-18-14	
Opp.	8 by Mohamed Bamba	of Texas, 12-29-17	
A PLAYER HAD 7+ STEALS IN A GAME			
KU	7 by Xavier Henry	vs. Baylor, 1-20-10	
Opp.	7 by Terry Black	of Baylor, 2-26-00	
A PLAYER PLAYED ALL 40 MINUTES IN REGULATION			
KU	Devon Dotson	at TCU, 2-11-19	
Opp.	Grayson Allen	of Duke, 3-25-18	

2018-19 OVERALL STATS

RECORD:	OVERALL	HOME	AWAY	NEUTRAL
ALL GAMES	21-7	16-0	2-7	3-0
CONFERENCE	10-5	8-0	2-5	0-0
NON-CONFERENCE	11-2	8-0	0-2	3-0

#	Player	gp-gs	min	avg	Total		3-Point		F-Throw		Rebounds				pf	dq	a	to	blk	stl	pts	avg
					fg-fga	fg%	3fg-fga	3fg%	ft-fga	ft%	off	def	tot	avg								
01	Lawson, Dedric	28-28	917	32.8	192-390	.492	23-66	.348	124-158	.785	85	203	288	10.3	78	3	55	63	30	32	531	19.0
24	Vick, Lagerald	23-20	759	33.0	118-248	.476	66-145	.455	23-30	.767	11	80	91	4.0	30	0	43	58	5	27	325	14.1
35	Azubuike, Udoka	9-9	184	20.4	55-78	.705	0-0	.000	11-32	.344	20	41	61	6.8	26	1	5	18	14	4	121	13.4
11	Dotson, Devon	28-28	911	32.5	111-225	.493	27-64	.422	90-112	.804	14	88	102	3.6	72	3	101	65	5	40	339	12.1
30	Agbaji, Ochai	14-8	365	26.1	47-93	.505	16-45	.356	21-30	.700	14	53	67	4.8	26	1	10	21	6	10	131	9.4
05	Grimes, Quentin	28-28	738	26.4	77-201	.383	37-113	.327	23-42	.548	13	53	66	2.4	64	1	52	53	3	14	214	7.6
00	Garrett, Marcus	22-13	625	28.4	57-137	.416	10-36	.278	35-59	.593	19	57	76	3.5	40	0	47	25	9	37	159	7.2
02	Moore, Charlie	27-1	379	14.0	31-107	.290	18-67	.269	10-14	.714	6	21	27	1.0	28	0	35	23	2	17	90	3.3
13	Lawson, K.J.	27-0	269	10.0	31-65	.477	12-34	.353	16-21	.762	16	35	51	1.9	39	0	14	15	1	5	90	3.3
44	Lightfoot, Mitch	26-0	287	11.0	24-41	.585	1-8	.125	13-27	.481	27	48	75	2.9	44	2	11	10	21	4	62	2.4
33	McCormack, David	26-5	219	8.4	25-46	.543	0-0	.000	11-21	.524	23	38	61	2.3	27	0	5	16	10	4	61	2.3
12	Teahan, Chris	8-0	15	1.9	1-4	.250	1-4	.250	0-0	.000	0	1	1	0.1	2	0	1	1	0	0	3	0.4
20	Luinstra, Garrett	7-0	7	1.0	0-3	.000	0-1	.000	0-0	.000	1	0	1	0.1	2	0	1	1	0	0	0	0.0
Team											29	48	77		1		4					
Total.....		28	5675		769-1638	.469	211-583	.362	377-546	.690	278	766	1044	37.3	479	11	380	373	106	194	2126	75.9
Opponents.....		28	5675		695-1717	.405	243-714	.340	323-468	.690	316	683	999	35.7	482	-	375	384	95	179	1956	69.9

TEAM STATISTICS	KU	OPP	Date	Opponent	Score	Att.	
SCORING	2126	1956	! 11/06/18	vs Michigan St.	w 92-87	18907	
Points per game	75.9	69.9	~ 11/12/18	VERMONT	w 84-68	16300	
Scoring margin	+6.1	-		11/16/18	LOUISIANA	w 89-76	16300
FIELD GOALS-ATT	769-1638	695-1717	# 11/21/18	vs Marquette	w 77-68	4981	
Field goal pct	.469	.405	# 11/23/18	vs Tennessee	Wot 87-81	5491	
3 POINT FG-ATT	211-583	243-714	12/01/18	STANFORD	Wot 90-84	16300	
3-point FG pct	.362	.340	12/04/18	WOFFORD	w 72-47	16300	
3-pt FG made per game	7.5	8.7	% 12/08/18	NEW MEXICO STATE	w 63-60	15210	
FREE THROWS-ATT	377-546	323-468	12/15/18	VILLANOVA	w 74-71	16300	
Free throw pct	.690	.690	12/18/18	SOUTH DAKOTA	w 89-53	16300	
F-Throws made per game	13.5	11.5	12/22/18	at Arizona State	L 76-80	14592	
REBOUNDS	1044	999	12/29/18	EASTERN MICHIGAN	w 87-63	16300	
Rebounds per game	37.3	35.7	* 01/02/19	OKLAHOMA	w 70-63	16300	
Rebounding margin	+1.6	-	* 01/05/19	at Iowa State	L 60-77	14384	
ASSISTS	380	375	* 01/09/19	TCU	w 77-68	16300	
Assists per game	13.6	13.4	* 01/12/19	at Baylor	w 73-68	9091	
TURNOVERS	373	384	* 01/14/19	TEXAS	w 80-78	16300	
Turnovers per game	13.3	13.7	* 01/19/19	at West Virginia	L 64-65	12657	
Turnover margin	+0.4	-	* 01/21/19	IOWA STATE	w 80-76	16300	
Assist/turnover ratio	1.0	1.0	01/26/19	at Kentucky	L 63-71	24387	
STEALS	194	179	* 01/29/19	at Texas	L 63-73	11934	
Steals per game	6.9	6.4	* 02/02/19	TEXAS TECH	w 79-63	16300	
BLOCKS	106	95	* 02/05/19	at Kansas State	L 67-74	12528	
Blocks per game	3.8	3.4	* 02/09/19	OKLAHOMA STATE	w 84-72	16300	
ATTENDANCE	259710	151406	* 02/11/19	at TCU	Wot 82-77	7356	
Home games-Avg/Game	16-16232	9-13559	* 02/16/19	WEST VIRGINIA	w 78-53	16300	
Neutral site-Avg/Game	-	3-9793	* 2/23/19	at Texas Tech	L 62-91	15098	
			* 02/25/19	KANSAS STATE	w 64-49	16300	

Score by Periods	1st	2nd	OT	Totals
Kansas	992	1088	46	2126
Opponents	891	1036	29	1956

* Conference game
 ! Champions Classic (Indianapolis)
 ~ NIT Season Tip-Off (Lawrence)
 # NIT Season Tip-Off (Brooklyn)
 % Jayhawk Shootout (Kansas City)

2018-19 CONFERENCE-ONLY STATS

RECORD:	OVERALL	HOME	AWAY	NEUTRAL
ALL GAMES	10-5	8-0	2-5	0-0
CONFERENCE	10-5	8-0	2-5	0-0
NON-CONFERENCE	0-0	0-0	0-0	0-0

#	Player	gp-gs	min	avg	Total		3-Point		F-Throw		Rebounds				pf	dq	a	to	blk	stl	pts	avg		
					fg-fga	fg%	3fg-fga	3fg%	ft-fta	ft%	off	def	tot	avg										
01	Lawson, Dedric	15-15	501	33.4	100-208	.481	17-43	.395	59-78	.756	44	100	144	9.6	37	2	23	38	19	18	276	18.4		
11	Dotson, Devon	15-15	500	33.3	60-127	.472	16-37	.432	60-74	.811	7	54	61	4.1	40	2	60	39	3	22	196	13.1		
24	Vick, Lagerald	10-9	306	30.6	45-98	.459	27-61	.443	9-11	.818	3	33	36	3.6	6	0	18	29	3	8	126	12.6		
30	Agbaji, Ochai	13-8	344	26.5	45-87	.517	15-41	.366	19-28	.679	12	53	65	5.0	26	1	10	20	6	10	124	9.5		
00	Garrett, Marcus	10-7	301	30.1	38-70	.543	6-14	.429	11-23	.478	8	22	30	3.0	22	0	19	12	4	17	93	9.3		
35	Azubiuke, Udoka	1-1	23	23.0	4-5	.800	0-0	.000	0-1	.000	3	6	9	9.0	2	0	0	1	2	0	8	8.0		
05	Grimes, Quentin	15-15	409	27.3	38-106	.358	21-66	.318	7-16	.438	8	31	39	2.6	34	1	24	27	2	11	104	6.9		
13	Lawson, K.J.	14-0	159	11.4	21-42	.500	7-21	.333	8-9	.889	8	15	23	1.6	19	0	2	9	1	1	57	4.1		
44	Lightfoot, Mitch	14-0	176	12.6	13-22	.591	1-5	.200	7-17	.412	16	27	43	3.1	28	2	5	5	13	4	34	2.4		
33	McCormack, David	14-5	134	9.6	12-21	.571	0-0	.000	6-11	.545	14	15	29	2.1	18	0	3	14	4	3	30	2.1		
02	Moore, Charlie	15-0	157	10.5	12-50	.240	6-29	.207	2-4	.500	3	11	14	0.9	8	0	19	11	1	7	32	2.1		
12	Chris Teahan	6-0	11	1.8	1-4	.250	1-4	.250	0-0	.000	0	1	1	0.2	1	0	0	1	0	0	3	0.5		
20	Luinstra, Garrett	5-0	4	0.8	0-2	.000	0-1	.000	0-0	.000	0	0	0	0.0	1	0	1	1	0	0	0	0.0		
Team											16	24	40											
Total.....		15	3025		389-842	.462	117-322	.363	188-272	.691	142	392	534	35.6	242	8	184	211	58	101	1083	72.2		
Opponents.....		15	3025		375-907	.413	136-373	.365	161-233	.691	168	353	521	34.7	242	-	199	196	44	109	1047	69.8		

TEAM STATISTICS

	KU	OPP
SCORING	1083	1047
Points per game	72.2	69.8
Scoring margin	+2.4	-
FIELD GOALS-ATT	389-842	375-907
Field goal pct	.462	.413
3 POINT FG-ATT	117-322	136-373
3-point FG pct	.363	.365
3-pt FG made per game	7.8	9.1
FREE THROWS-ATT	188-272	161-233
Free throw pct	.691	.691
F-Throws made per game	12.5	10.7
REBOUNDS	534	521
Rebounds per game	35.6	34.7
Rebounding margin	+0.9	-
ASSISTS	184	199
Assists per game	12.3	13.3
TURNOVERS	211	196
Turnovers per game	14.1	13.1
Turnover margin	-1.0	-
Assist/turnover ratio	0.9	1.0
STEALS	101	109
Steals per game	6.7	7.3
BLOCKS	58	44
Blocks per game	3.9	2.9
ATTENDANCE	130400	83048
Home games-Avg/Game	8-16300	7-11864
Neutral site-Avg/Game	-	0-0

Date	Opponent		Score	Att.
* 01/02/19	OKLAHOMA	W	70-63	16300
* 01/05/19	at Iowa State	L	60-77	14384
* 01/09/19	TCU	W	77-68	16300
* 01/12/19	at Baylor	W	73-68	9091
* 01/14/19	TEXAS	W	80-78	16300
* 01/19/19	at West Virginia	L	64-65	12657
* 01/21/19	IOWA STATE	W	80-76	16300
* 01/29/19	at Texas	L	63-73	11934
* 02/02/19	TEXAS TECH	W	79-63	16300
* 02/05/19	at Kansas State	L	67-74	12528
* 02/09/19	OKLAHOMA STATE	W	84-72	16300
* 02/11/19	at TCU	Wot	82-77	7356
* 02/16/19	WEST VIRGINIA	W	78-53	16300
* 2/23/19	at Texas Tech	L	62-91	15098
* 02/25/19	KANSAS STATE	W	64-49	16300

* Conference game

! Champions Classic (Indianapolis)

~ NIT Season Tip-Off (Lawrence)

NIT Season Tip-Off (Brooklyn)

% Jayhawk Shootout (Kansas City)

Score by Periods	1st	2nd	OT	Totals
Kansas	517	553	13	1083
Opponents	465	574	8	1047

THE JAYHAWKS VS. OKLAHOMA STATE (*STARTER)

#0 MARCUS GARRETT

OPPONENT (Date)	MP	FG-A	PCT	3PT-A	PCT	FT-A	PCT	O-D-T	PF	A	TO	BLK	ST	TP
OKLAHOMA ST. (2.3.18) - L	14	1-2	.500	0-0	---	0-0	---	2-1-3	3	1	0	0	1	2
at Oklahoma St. (3.3.18) - L	28	3-7	.429	1-2	.500	0-0	---	2-3-5	1	0	1	0	0	7
OKLAHOMA ST. (3.8.18) - W	17	2-5	.400	0-1	.000	0-0	---	0-1-1	1	1	1	1	0	4
TOTAL (3 games)	59	6-14	.443	1-3	0.333	0-0	---	4-5-9	5	2	2	1	1	13
Averages	19.7							3.0		0.6		0.3	0.3	4.3

#1 DEDRIC LAWSON

OPPONENT (Date)	MP	FG-A	PCT	3PT-A	PCT	FT-A	PCT	O-D-T	PF	A	TO	BLK	ST	TP
*OKLAHOMA ST. (2.9.19)- W	39	10-17	.588	3-6	.500	2-2	1.000	2-5-7	2	5	2	0	1	25

#2 CHARLIE MOORE

OPPONENT (Date)	MP	FG-A	PCT	3PT-A	PCT	FT-A	PCT	O-D-T	PF	A	TO	BLK	ST	TP
OKLAHOMA ST. (2.9.19)- W	13	2-7	.286	0-4	.000	0-0	---	0-0-0	0	1	0	0	1	4

#5 QUENTIN GRIMES

OPPONENT (Date)	MP	FG-A	PCT	3PT-A	PCT	FT-A	PCT	O-D-T	PF	A	TO	BLK	ST	TP
*OKLAHOMA ST. (2.9.19)- W	30	2-7	.286	2-6	.333	0-1	.000	1-3-4	2	1	4	0	0	6

#11 DEVON DOTSON

OPPONENT (Date)	MP	FG-A	PCT	3PT-A	PCT	FT-A	PCT	O-D-T	PF	A	TO	BLK	ST	TP
*OKLAHOMA ST. (2.9.19)- W	37	6-10	.600	1-4	.250	5-5	1.000	1-4-5	2	4	1	0	2	18

#13 K.J. LAWSON

OPPONENT (Date)	MP	FG-A	PCT	3PT-A	PCT	FT-A	PCT	O-D-T	PF	A	TO	BLK	ST	TP
OKLAHOMA STATE (2.9.19)- W	11	1-3	.333	0-1	.000	0-0	---	0-1-1	1	0	1	0	0	2

#22 SILVIO DE SOUSA

OPPONENT (Date)	MP	FG-A	PCT	3PT-A	PCT	FT-A	PCT	O-D-T	PF	A	TO	BLK	ST	TP
OKLAHOMA STATE (2.3.18)-L	1	0-1	0.00	0-0	---	0-0	---	1-0-1	1	0	0	0	0	0
at Oklahoma State (3.3.18)-L	13	3-5	.600	0-0	---	1-2	.500	2-1-3	4	1	0	0	0	7
*Oklahoma State (3.8.18)-W	15	3-5	.600	0-0	---	0-0	.000	4-4-8	4	0	1	0	0	6
TOTAL (3 games)	29	6-11	.454	0-0	---	1-2	.500	7-5-12	9	1	1	0	0	13
Averages	9.3							4.0		0.3		0.0	0.0	4.3

#24 LAGERALD VICK

OPPONENT (Date)	MP	FG-A	PCT	3PT-A	PCT	FT-A	PCT	O-D-T	PF	A	TO	BLK	ST	TP
at Oklahoma St. (1.19.16) - L	8	1-1	1.000	1-1	1.000	0-0	---	0-0-0	1	0	1	0	0	3
OKLAHOMA ST. (2.15.16) - W	3	0-1	.000	0-1	.000	0-0	---	0-0-0	0	0	0	0	0	0
OKLAHOMA ST. (1.14.17) - W	20	0-3	.000	0-2	.000	2-2	1.000	3-2-5	1	0	3	0	0	2
at Oklahoma St. (3.4.17) - W	32	3-8	.375	0-1	.000	3-5	.600	3-5-8	1	0	3	1	2	9
*OKLAHOMA ST. (2.3.18) L	34	2-10	.200	1-5	.200	0-0	---	0-3-3	2	1	3	1	0	5
*at Oklahoma St.(3.3.18) -L	38	3-9	.333	1-5	.200	1-1	1.000	1-4-5	2	1	2	1	1	8
OKLAHOMA ST.(3.8.18)- W	35	5-8	.625	1-3	.333	0-0	---	2-3-5	2	2	1	0	2	11
TOTAL (7 games)	170	14-40	.350	4-18	.222	6-8	.750	9-17-26	9	4	13	3	5	38
Averages	24.3							3.7		0.6		0.4	0.7	5.4

#30 OCHAI AGBAJI

OPPONENT (Date)	MP	FG-A	PCT	3PT-A	PCT	FT-A	PCT	O-D-T	PF	A	TO	BLK	ST	TP
*OKLAHOMA ST. (2.9.19)- W	36	8-12	.667	5-7	.714	2-2	1.000	1-5-6	1	2	0	0	0	23

#33 DAVID MCCORMACK

OPPONENT (Date)	MP	FG-A	PCT	3PT-A	PCT	FT-A	PCT	O-D-T	PF	A	TO	BLK	ST	TP
OKLAHOMA ST. (2.9.19)- W	14	0-3	.000	0-0	---	0-0	---	4-1-5	2	0	0	1	0	0

#44 MITCH LIGHTFOOT

OPPONENT (Date)	MP	FG-A	PCT	3PT-A	PCT	FT-A	PCT	O-D-T	PF	A	TO	BLK	ST	TP
OKLAHOMA ST. (2.3.18)-L	18	1-1	1.000	0-0	---	0-0	---	1-0-1	2	1	0	1	0	2
at Oklahoma St. (3.3.18)-L	7	2-4	.500	0-1	.000	1-2	.500	2-1-3	1	0	0	0	0	5
*OKLAHOMA ST.(3.8.18)-W	23	4-6	.667	0-0	---	0-1	.000	2-4-6	5	0	3	0	0	8
OKLAHOMA ST. (2.9.19)- W	20	2-3	.667	0-1	.000	2-5	.400	5-4-9	5	1	0	2	1	6
TOTAL (4 games)	68	9-14	.643	0-2	.000	3-8	.375	9-9-18	13	2	3	3	1	21
Averages	17.0							4.5		0.5		0.8	0.3	5.3



ALL-TIME SERIES

KANSAS LEADS, 115-59

Lawrence, Kan. (Allen Fieldhouse)	63-12 (48-10)
Stillwater, Okla. (Gallagher-Iba Arena)	36-35 (34-35)
Neutral Sites	16-12
Big 12 Play.	20-10
Big 12 Championship (Sprint Center)	6-2 (3-0)

HIGHEST SCORES - KANSAS

Lawrence	104
. KU 104-72, in 1996-97	
Stillwater	90
. KU 90-85, in 2016-17	

COACHING RECORDS

Bill Self vs. Oklahoma State	
Total	19-13
At Kansas	18-10
Mike Boynton Jr. vs. Kansas	
Total	2-2

HIGHEST SCORES - OSU

Lawrence	87
. OSU 87-81, in 1988-89	
Stillwater	94
. OSU 94-87, in 1972-73	

LARGEST MARGINS

Kansas	
Lawrence	35
Stillwater	33
Oklahoma State	
Lawrence	19
Stillwater	33

GAME-BY-GAME (BIG 12 ERA)

02/12/1997 Lawrence	W	104-72
03/07/1997 Kansas City, Mo.*	W	74-59
03/01/1998 Stillwater	W	71-67
02/22/1999 Lawrence (ot)	W	67-66
03/07/1999 Kansas City, Mo.*	W	53-37
02/07/2000 Stillwater	L	53-86
03/10/2000 Kansas City, Mo.*	L	58-77
02/10/2001 Lawrence	W	77-61
01/15/2002 Stillwater	W	79-61
03/01/2003 Lawrence	W	79-61
02/09/2004 Stillwater	L	60-80
02/27/2005 Lawrence	W	81-79
03/12/2005 Kansas City, Mo.*	L	75-78
02/13/2006 Stillwater	W	64-49
03/10/2006 Dallas, Texas*	L	78-75
01/10/2007 Lawrence	W	87-57
02/23/2008 Stillwater	L	60-61
02/07/2009 Lawrence	W	78-67
02/27/2010 Stillwater	L	77-85
02/21/2011 Lawrence	W	92-65
03/10/2011 Kansas City, Mo.*	W	63-62
02/11/2012 Lawrence	W	81-66
02/27/2012 Stillwater	W	70-58
02/02/2013 Lawrence	L	80-85
02/20/2013 Stillwater (ot)	W	68-67
01/18/2014 Lawrence	W	80-78
03/01/2014 Stillwater	L	65-72
03/13/2014 Kansas City, Mo. (ot)*	W	77-70
01/13/2015 Lawrence	W	67-57
02/07/2015 Stillwater	L	62-67
01/19/2016 Stillwater	L	67-86
02/15/2016 Lawrence	W	94-67
01/14/2017 Lawrence	W	87-80
03/04/2017 Stillwater	W	90-85
02/03/2018 Lawrence	L	79-84
03/03/2018 Stillwater	L	64-82
03/08/2018 Kansas City, Mo.*	W	82-68
02/09/2019 Lawrence	W	84-72

*Big 12 Championship



0 **MARCUS GARRETT** SO • Guard • 6-5 • 195 • Dallas, Texas • Skyline HS

SEASON STATS

PPG	RPG	APG	FG%	3FG%	FT%
7.2	3.5	2.1	42%	28%	59%
CAREER					
5.2	3.4	1.5	44%	27%	55%

CAREER HIGHS

Points	20	vs. Texas (1.14.19)
Field Goals	8	2x, last vs. Iowa State (1.21.19)
Rebounds	11	vs. Texas Southern (11.21.17)
Assists	5	3x, last vs. Oklahoma (1.2.19)
Blocks	2	2x, last vs. Marquette (11.21.18)
Steals	6	at West Virginia (1.19.19)
Minutes	39	vs. Iowa State (1.21.19)

NOTES

After missing five games with a sprained ankle, played 22 minutes with nine points at Texas Tech (2/23) and 27 minutes with six points vs. Kansas State (2/25) ... Ranks third in the Big 12 in steals at 1.7 ... Has 13 starts this season ... Averages 9.3 ppg in Big 12 play and 7.2 ppg overall ... Had 16 points, five rebounds and three steals vs. Iowa State (1/21) ... His six steals at West Virginia (1/19) were a career high to go along with 15 points ... Posted a career-high points (20) and tied career high with three 3-pointers vs. Texas (1/14). **2017-18:** Had seven starts with six in Big 12 play.



1 **DEDRIC LAWSON** (DEE-drick) R-Jr • Forward • 6-9 • 235 • Memphis, Tenn. • Hamilton HS • Memphis

SEASON STATS

PPG	RPG	APG	FG%	3FG%	FT%
19.0	10.3	2.0	49%	35%	79%
CAREER (INCLUDES AT MEMPHIS IN 2015-16 AND 2016-17)					
17.9	9.8	2.6	45%	32%	74%

CAREER HIGHS (*AT MEMPHIS)

Points	*35	vs. Iowa (11.26.16)
Field Goals	*15	vs. Iowa (11.26.16)
Rebounds	*16	at Tulane (2.13.16)
Assists	*8	vs. South Carolina (12-30-16)
Blocks	*8	vs. UAB (12.10.16)
Steals	5	at Baylor (1.12.19)
Minutes	41	vs. Tennessee (11.23.18)

NOTES

NPOY and All-American candidate ... Leads the Big 12 in scoring (19.0), rebounding (10.3) and DDs (17) and is 10th in FG% (49.2) ... Only league player averaging a double-double ... Has made 17 of his 23 3-pointers in 2018-19 in the last 10 games ... Has 13 games of 20-plus points, including four in Big 12 play ... Posted his 17th DD of the season with 18 points and 14 rebounds vs. Kansas State (2/25) ... Had 29 points and 15 rebounds vs. Iowa State (1/21) ... Had a career-high five steals and season-high five blocked shots at Baylor (1/12) ... Scored a season-high 31 points vs. TCU (1/9) ... Has 53 career double-doubles.



2 **CHARLIE MOORE** R-SO • Guard • 5-11 • 180 • Chicago, Ill. • Morgan Park HS • California

SEASON STATS

PPG	RPG	APG	FG%	3FG%	FT%
3.3	1.0	1.3	29%	27%	71%
CAREER (INCLUDES AT CALIFORNIA IN 2016-17)					
8.3	1.5	2.5	37%	32%	75%

CAREER HIGHS (*AT CALIFORNIA)

Points	*38	vs. UC Irvine (11.16.16)
Field Goals	*10	vs. UC Irvine (11.16.16)
Rebounds	*6	2x, last vs. Oregon St. (2.24.17)
Assists	*8	2x, last vs. Colorado (2.5.17)
Blocks	1	vs. Wofford (12.4.18)
Steals	*4	vs. UC Davis (12.10.16)
Minutes	*41	vs. Utah (2.2.17)

NOTES

Has four games with multiple 3-pointers made, including two in league play ... His nine points (three 3FGs) at Texas Tech (2/23) were his most in Big 12 play ... Had eight points (3-of-5 FGs), 2-for-4 3FGs, at Kansas State (2/5) ... Posted a season-high six assists vs. Texas Tech (2/2) ... Posted season highs in points (18) and 3-pointers made (6) vs. South Dakota (12/18) ... A transfer from California following the 2016-17 season ... Started all 34 games while at California.



5 **QUENTIN GRIMES** FR • Guard • 6-5 • 210 • The Woodlands, Texas • College Park HS

SEASON STATS

PPG	RPG	APG	FG%	3FG%	FT%
7.6	2.4	1.9	38%	33%	55%
CAREER					
7.6	2.4	1.9	38%	33%	55%

CAREER HIGHS

Points	21	vs. Michigan State (11.6.18)
Field Goals	7	2x, last at Iowa State (1.5.19)
Rebounds	6	2x, last at Baylor (1.12.19)
Assists	10	vs. Vermont (11.12.18)
Blocks	2	at Baylor (1.12.19)
Steals	2	3x last at Texas Tech (2.23.19)
Minutes	36	vs. Kansas State (2.25.19)

NOTES

Has 11 assists in his last four games ... Second on the team with 37 3-pointers made ... Has made multiple 3-pointers 11 times this season, including four of his last seven games ... Posted 12 points on 3-of-6 3FGs vs. Kansas State (2/25) ... Scored 13 points, 3-for-5 from 3FG, at Kentucky (1/26) ... Posted six rebounds with 19 points at Iowa State (1/5) ... Scored a season-high 21 points in the season opener vs. Michigan State (11/6) ... Had first-career double-double (10 points, 10 assists) vs. Vermont (11/12) ... Big 12 Newcomer of the Week (11/12).



11 **DEVON DOTSON** (deh-VAWN) FR • Guard • 6-2 • 185 • Charlotte, N.C. • Providence Day School

SEASON STATS

PPG	RPG	APG	FG%	3FG%	FT%
12.1	3.6	3.6	49%	42%	80%
CAREER					
12.1	3.6	3.6	49%	42%	80%

CAREER HIGHS

Points	25	at TCU (2.11.19)
Field Goals	7	2x, last at TCU (2.11.19)
Rebounds	10	at TCU (2.11.19)
Assists	8	2x, last vs. West Virginia (2.16.19)
Blocks	1	5x, last at Kansas State (2.5.19)
Steals	4	vs. Oklahoma (1.2.19)
Minutes	45	at TCU (2.11.19)

NOTES

CBS Sports/USBWA National Freshman of the Week after his career-high 25 points, 10 rebounds and 45 minutes in the OT win at TCU (2/11) ... Has averaged 16.2 ppg, 4.3 rpg, 4.3 apg and 1.6 spg in his last seven games ... Is 15th in the Big 12 in scoring (12.1), sixth in assists (3.6), ninth in FG% (49.3), tied for sixth in steals (1.4) and eighth in assist-to-turnover ratio (1.6) ... Has led Kansas in assists 14 times and steals 11 times ... Has 14 games with multiple steals, including four of his last seven contests ... Had 15 points and a career-high-tying eight assists vs. WVU (2/16).



12 **CHRIS TEAHAN** SO • Guard • 6-4 • 195 • Leawood, Kan. • Rockhurst HS

SEASON STATS

PPG	RPG	APG	FG%	3FG%	FT%
0.4	0.1	0.1	25%	25%	-
CAREER					
0.8	0.4	0.1	33%	25%	100%

CAREER HIGHS

Points	4	vs. Toledo (11.28.17)
Field Goals	1	5x, last vs. West Virginia (2.16.19)
Rebounds	3	vs. South Dakota State (11.17.17)
Assists	1	2x, last vs. E. Michigan (12.29.18)
Blocks	-	-
Steals	-	-
Minutes	4	4x, last vs. Omaha (12.18.17)

NOTES

Has played in eight games this season, including six Big 12 contests (at ISU, vs. TTU, at KSU, vs. WVU, at TTU, vs. KSU) ... Scored his first points of the season with a 3-pointer vs. West Virginia (2/16) ... **2017-18:** Appeared in 10 games, two in conference play and three postseason ... Averaged 2.3 minutes per contest ... Had a season-high four points vs. Toledo (11/28) ... An invited walk-on who was a two-sport athlete at Rockhurst HS in Kansas City, Missouri ... Older brother, Conner, played five seasons at KU and on two Final Four teams (2008 and 2012).



13 **K.J. LAWSON** R-SO • Guard • 6-8 • 210 • Memphis, Tenn. • Hamilton HS • Memphis

SEASON STATS

PPG	RPG	APG	FG%	3FG%	FT%
3.3	1.9	0.5	48%	35%	76%
CAREER (INCLUDES AT MEMPHIS IN 2015-16 AND 2016-17)					
8.3	5.0	1.6	41%	33%	70%

CAREER HIGHS (*AT MEMPHIS)

Points	*28	at Houston (1.19.17)
Field Goals	*12	at Houston (1.19.17)
Rebounds	*19	vs. East Carolina (1.28.17)
Assists	*7	vs. McNeese (11.22.16)
Blocks	*2	4x, last vs. Tulsa (2.7.17)
Steals	*3	vs. South Florida (1.14.17)
Minutes	*43	at Houston (1.19.17)

NOTES

Averaged 15.3 minutes per contest in his last six games ... Averaging 4.1 ppg in Big 12 play ... Has made five 3FGs in his last three games ... Had a season-high 24 minutes, 15 points, on 5-of-7 shooting (3-of-4 3FGs) vs. WVU (2/16) ... Scored 10 points at TCU (2/11) ... Had eight points, six rebounds and two steals in 19 minutes vs. Tennessee (11/23) ... A transfer from Memphis who sat out the 2017-18 season due to NCAA rules ... Played in 42 games while at Memphis with 33 starts, an 11.5 career scoring average and 7.0 career rebound average.



20 GARRETT LUINSTRA (loo-IN-struh) FR • Guard • 6-2 • 155 • Lawrence, Kan. • Lawrence Free State HS

SEASON STATS

PPG	RPG	APG	FG%	3FG%	FT%
0.0	0.1	0.1	0%	0%	-
CAREER					
0.0	0.1	0.1	0%	0%	-

CAREER HIGHS

Points	-	
Field Goals	-	
Rebounds	1	vs. South Dakota (12.18.18)
Assists	1	at Kansas State (2.5.19)
Blocks	-	
Steals	-	
Minutes	2	2x, last vs. Texas Tech (2.2.19)

NOTES

Has played in seven games this season, including five in Big 12 play ... Logged one minute at TTU (2/23) and vs. WVU (2/16) ... Played a minute at Kansas State (2/5) with one assist ... Played two minutes with one rebound vs. South Dakota (12/18) ... Made KU debut playing one minute vs. Wofford (12/4) ... Averaged 19 points his senior year in guiding Free State High School to the 6A state title game and a 19-6 record ... A first-team all-state selection and the Sunflower League Player of the Year his senior season.



22 SILVIO DE SOUSA (deh-SOE-suh) SO • Forward • 6-9 • 245 • Luanda, Angola • IMG Academy (Fla.)

SEASON STATS (2017-18)

PPG	RPG	BPG	FG%	3FG%	FT%
4.0	3.7	0.2	68%	-	71%
CAREER					
4.0	3.7	0.2	68%	-	71%

CAREER HIGHS

Points	16	vs. West Virginia (3.10.18)
Field Goals	8	vs. West Virginia (3.10.18)
Rebounds	11	vs. Kansas State (3.9.18)
Assists	1	4x, last vs. Duke (3.25.18)
Blocks	1	3x, last vs. Duke (3.25.18)
Steals	1	vs. West Virginia (3.10.18)
Minutes	26	2x, last vs. vs. Duke (3.25.18)

NOTES

2017-18: Averaged 4.8 points and 5.4 rebounds in the 2018 NCAA Tournament ... Tied season high with 26 minutes vs. Duke (3/25) with 10 rebounds and scoring four points ... Averaged 20.0 minutes, 10.0 ppg and 9.7 rpg in the Big 12 Championship ... Posted his first double-double (16 points, 10 rebounds) vs. West Virginia (3/10) in the Big 12 title game ... Pulled down six or more rebounds seven times, including his last three games in the NCAA Tournament ... Joined the team following graduation from IMG Academy in Bradenton, Florida, following the fall 2017 semester.



24 LAGERALD VICK SR • Guard • 6-5 • 190 • Memphis, Tenn. • Douglass HS

SEASON STATS

PPG	RPG	APG	FG%	3FG%	FT%
14.1	4.0	1.9	48%	46%	77%
CAREER					
9.4	3.5	1.4	48%	41%	74%

CAREER HIGHS

Points	33	vs. Louisiana (11.16.18)
Field Goals	12	2x, last vs. Vermont (11.12.18)
Rebounds	11	vs. Texas Southern (11.21.17)
Assists	7	3x, last vs. Washington (12.6.17)
Blocks	3	vs. Oakland (11.24.17)
Steals	3	6x, last vs. Oklahoma (1.2.19)
Minutes	43	2x, last vs. Stanford (12.1.18)

NOTES

Announced Feb. 7 that he will take a leave of absence from the team, with no timetable for a return ... Is 10th in the Big 12 in scoring (14.1), second in 3FGs made (2.9) and third in 3FG Pct. (45.5) ... Scored 18 points, including 6-of-8 from 3FG, on his birthday at Baylor (1/12) ... Has made three or more 3FGs 10 times this season ... Scored 29 points with seven rebounds vs. Villanova (12/15) ... Two-time Big 12 Player of the Week (11/19, 12/3) ... Posted a career-high 33 points with nine rebounds vs. Louisiana (11/16) ... Had 32 points vs. Vermont (11/12) ... Surpassed 1,000 career points at Baylor (1/12).



30 OCHAI AGBAJI (OCH-eye uh-BAH-gee) FR • Guard • 6-5 • 210 • Kansas City, Mo. • Oak Park HS

SEASON STATS

PPG	RPG	APG	FG%	3FG%	FT%
9.4	4.8	0.7	51%	36%	70%
CAREER					
9.4	4.8	0.7	51%	36%	70%

CAREER HIGHS

Points	24	at Texas (1.29.19)
Field Goals	8	2x, last vs. Oklahoma State (2.9.19)
Rebounds	11	at TCU (2.11.19)
Assists	3	vs. Texas Tech (2.2.19)
Blocks	1	6x, last at Texas Tech (2.23.19)
Steals	2	2x, last at Texas (1.29.19)
Minutes	41	at TCU (2.11.19)

NOTES

Has started the last eight games ... Has three 20-point games this season in 14 games played ... Posted second double-double of the season with 20 points and 11 rebounds at TCU (2/11) ... Big 12 Newcomer of the Week (2/4) ... Had 23 points on 8-of-12 shooting, 5-7 3FGs, with six rebounds vs. Oklahoma State (2/9) ... Posted first career double-double with 10 points and 10 rebounds vs. Texas Tech (2/2) ... Had a career-high night in his first start of the season with 24 points at Texas (1/29) ... Pulled his redshirt and made his debut vs. TCU (1/9).



33 DAVID MCCORMACK FR • Forward • 6-10 • 265 • Norfolk, Va. • Oak Hill Academy

SEASON STATS

PPG	RPG	BPG	FG%	3FG%	FT%
2.3	2.3	0.4	54%	-	52%
CAREER					
2.3	2.3	0.4	54%	-	52%

CAREER HIGHS

Points	12	vs. South Dakota (12.18.18)
Field Goals	4	2x, last vs. West Virginia (2.16.19)
Rebounds	6	2x, last vs. South Dakota (12.18.18)
Assists	2	at Texas (1.29.19)
Blocks	2	2x, last vs. West Virginia (2.16.19)
Steals	2	vs. West Virginia (2.16.19)
Minutes	24	vs. West Virginia (2.16.19)

NOTES

Has started the last five games ... Is averaging 6.0 ppg and 3.0 rpg and is 7-for-7 FGs in his last three games ... Played a season-high 24 minutes with 10 points, four rebounds, two blocks and two steals vs. WVU (2/16) ... Started first-career game vs. OSU (2/9) and logged 14 minutes with five rebounds ... Played 17 minutes with a season-high 12 points vs. South Dakota (12/18) ... A 2018 McDonald's All-American who also represented the USA at the Nike Hoop Summit ... A big body who showed a lot of discipline in losing more than 50 pounds during high school.



35 UDOKA AZUBUIKE (az-uh-BOO-kee) JR • Center • 7-0 • 270 • Delta, Nigeria • Potter's House Christian Academy

SEASON STATS

PPG	RPG	BPG	FG%	3FG%	FT%
13.4	6.8	1.6	71%	-	34%
CAREER					
11.5	6.4	1.6	74%	-	39%

CAREER HIGHS

Points	26	at Nebraska (12.16.17)
Field Goals	13	at Nebraska (12.16.17)
Rebounds	13	at Texas (12.29.17)
Assists	2	4x, last vs. Marquette (11.21.18)
Blocks	5	2x, last vs. Texas (2.26.18)
Steals	3	vs. Oklahoma (2.19.18)
Minutes	34	3x, last vs. Vermont (11.12.18)

NOTES

KU announced Jan. 6 he would miss the remainder of the season due to a wrist injury ... Had successful surgery Jan. 9 ... Tied his season high with 23 points vs. E. Michigan (12/29) ... Missed the previous four games (Villanova, 12/15; NMSU, 12/8; USD, 12/18; at ASU 12/22) due to a sprained ankle suffered vs. Wofford (12/4) ... Had 18 points and nine rebounds vs. Stanford (12/1). **2017-18:** Led NCAA Division I in FG Pct. at 77.0 ... Posted seven 20-point games in 2017-18 ... Played in 11 games with six starts as a freshman in 2016-17 before a season-ending wrist injury.



44 MITCH LIGHTFOOT JR • Forward • 6-8 • 225 • Gilbert, Ariz. • Gilbert Christian HS

SEASON STATS

PPG	RPG	BPG	FG%	3FG%	FT%
2.4	2.9	0.8	59%	13%	48%
CAREER					
2.6	2.4	1.0	57%	32%	52%

CAREER HIGHS

Points	11	vs. Oakland (11.24.17)
Field Goals	4	4x, last vs. Kansas State (3.9.18)
Rebounds	11	vs. Penn (3.15.18)
Assists	2	3x, last vs. Kansas State (2.25.19)
Blocks	6	at TCU (1.6.18)
Steals	2	at Iowa State (2.13.18)
Minutes	31	vs. Kansas State (2.25.19)

NOTES

Has averaged 5.3 ppg and 6.0 rpg in his last six games ... Is 12-for-18 (66.7 percent) from the field in his last six games ... Logged a career-high 31 minutes with nine points, five rebounds and three blocks vs. Kansas State (2/25) ... Leads KU with 11 charges drawn and is second with 21 blocked shots. **2017-18:** Started seven games ... Pulled down a career-high 11 rebounds vs. Penn (3/18) with nine points in the NCAA Tournament ... Finished second on the team with 54 blocked shots ... Ranked eighth in the Big 12 with 1.5 blocked shots per game.