



# KANSAS

#KUBball  
f /KANSASBASKETBALL  
t @KUHOOPS  
i @KUHOOPS

MARCH 9, 2019 | BAYLOR | GAME NOTES

KANSAS COMMUNICATIONS

JAYHAWKS

22-8  
OVERALL

11-6  
BIG 12

#13 / #14  
RANKING (AP/COACHES)



-vs-



19-11  
OVERALL

10-7  
BIG 12

rv / rv  
RANKING (AP/COACHES)

BEARS

Bill Self  
HEAD COACH

469-104 (.818)  
RECORD AT KU, 16TH SEASON

Scott Drew  
HEAD COACH

315-206 (.605)  
RECORD AT BU, 16TH SEASON

## SCHEDULE (H: 16-0; A: 3-8; N: 3-0)

KU Rnk	OPP Rnk	Opponent	TV	Time/Result
<b>NOVEMBER (5-0)</b>				
6	1/1	10/10 vs. Michigan State!	ESPN	W, 92-87
12	2/1	-/- VERMONT-	ESPN2	W, 84-68
16	2/1	-/- LOUISIANA	JTV/ESPN+	W, 89-76
21	2/2	rv/rv vs. Marquette#	ESPN2	W, 77-68
23	2/2	5/5 vs. Tennessee#	ESPN2	W, 87-82 ot
<b>DECEMBER (6-1)</b>				
1	2/2	-/- STANFORD	ESPN	W, 90-84 ot
4	2/2	-/- WOFFORD	JTV/ESPN+	W, 72-47
8	2/2	-/- NEW MEXICO STATE*	ESPN2	W, 63-60
15	1/1	17/16 VILLANOVA	ESPN	W, 74-71
18	1/1	-/- SOUTH DAKOTA	JTV/ESPN+	W, 89-53
22	1/1	18/19 at Arizona State	ESPN2	L, 76-80
29	5/5	-/- EASTERN MICHIGAN	JTV/ESPN+	W, 87-63
<b>JANUARY (5-4)</b>				
2	5/6	23/25 OKLAHOMA*	ESPN2	W, 70-63
5	5/6	rv/rv at Iowa State*	ESPN2	L, 60-77
9	7/9	25/rv TCU*	ESPN2	W, 77-68
12	7/9	-/- at Baylor*	ESPN	W, 73-68
14	7/8	-/- TEXAS*	ESPN	W, 80-78
19	7/8	-/- at West Virginia*	ESPN	L, 64-65
21	9/10	24/25 IOWA STATE*	ESPN	W, 80-76
26	9/10	8/9 at Kentucky<	ESPN	L, 63-71
29	11/12	-/- at Texas*	ESPN	L, 63-73
<b>FEBRUARY (5-2)</b>				
2	11/12	16/15 TEXAS TECH*	CBS	W, 79-63
5	13/14	rv/rv at Kansas State*	ESPN	L, 67-74
9	13/14	-/- OKLAHOMA STATE*	ESPN	W, 84-72
11	14/14	rv/- at TCU*	ESPN	W, 82-77 ot
16	14/14	-/- WEST VIRGINIA*	ESPN	W, 78-53
23	12/12	14/14 at Texas Tech*	ESPN	L, 62-91
25	15/16	16/15 KANSAS STATE*	ESPN	W, 64-49
<b>MARCH (1-1)</b>				
2	15/16	-/- at Oklahoma State*	CBS	W, 72-67
5	13/14	-/- at Oklahoma*	ESPN2	L, 68-81
9	13/14	rv/rv BAYLOR*	ESPN	1 p.m.
<b>BIG 12 CHAMPIONSHIP - KANSAS CITY, MO.</b>				
14	-/(3)	-(6) vs. Texas	ESPN/2	8 p.m.
15	-/-	-/- Semifinals	ESPN/2	8 p.m.
16	-/-	-/- Final	ESPN	5 p.m.

All times Central and subject to change  
Rank: AP Top 25 / USA Today Coaches' Poll  
! State Farm Champions Classic (Indianapolis, Ind.); ~ NIT Season Tip-Off (Campus Round); # NIT Season Tip-Off (Brooklyn, N.Y.); ^ Jayhawk Shootout (Kansas City, Mo.); < SEC/Big 12 Challenge; \* Big 12 Conference Game

## COMMUNICATIONS

**CHRIS THEISEN**  
Asst. AD for Comm.  
e theisen@ku.edu  
c 785.331.9356

**BRAD GILBERT**  
Asst. Comm. Director  
e bgilbert@ku.edu  
c 785.424.4008

## GAME 31 BAYLOR AT #13/14 KANSAS

Regular-Season Finale  
Lawrence, Kan. • Allen Fieldhouse (16,300)  
Saturday, March 9, 2019 • 1 p.m. (CST)



**Play-by-Play:** Dave Flemming  
**Analysts:** Fran Fraschilla  
**Producer:** Joe McCoy  
**Director:** Anthony DeMarco



**Radio:** IMG Jayhawk Radio Network  
**Webcast:** KUathletics.com/Radio  
**Play-by-Play:** Brian Hanni  
**Analyst:** Greg Gurley  
**Producer/Engineer:** Steve Kincaid

### TIP-OFF

- Beginning in 1983-84 under then-head coach Larry Brown, KU has won a mindboggling 35-straight regular-season home finales.
- Kansas is vying to post its 20th undefeated season in Allen Fieldhouse and its first since going 16-0 in the venue in 2015-16. This would be the seventh undefeated record in Allen Fieldhouse in the Bill Self era.
- For the 22nd time in the 23-year history of the Big 12, Kansas has clinched one of the top four seeds and a first-round bye in the upcoming conference tournament. Kansas will be the No. 3 seed for the third time in the 23-year history of the event. KU was also the No. 3 seed in 2004 and 1999. Kansas will play No. 6 seed Texas on March 14 at 8 p.m.
- Though it did not happen in 2018-19, Kansas has won 18-of-23 (78.3 percent) of the Big 12 regular-season titles since the inception of the league in 1996-97. Texas is second with three titles, Iowa State third with two, while Kansas State, Oklahoma and Oklahoma State have one each.
- KU leads the series with Baylor, 31-5, including a 16-0 mark in games played in Lawrence and 15-0 in Allen Fieldhouse. Four of the last five meetings in Lawrence have been decided by 10 points or less.
- Including 2018-19, KU has won at least 11 conference games for 25-consecutive season, a run which started in 1995 and is the longest-active streak in the nation.
- Freshman point guard Devon Dotson is one of only three true freshmen in NCAA DI to be averaging at least 12 ppg, 4 apg, and 4 rbg in league play.
- On March 6, redshirt-junior Dedric Lawson was named one of 10 semifinalists for the Naismith Trophy Player of the Year Award. KU's Frank Mason III won the honor in 2017 as did Danny Manning in 1988.
- Lawson leads the Big 12 in scoring at 19.0 ppg, rebounding at 10.5 rpg and double-doubles with 19, which ranks tied for sixth nationally. The last conference player to lead the league in scoring and rebounding in the same season was Blake Griffin of Oklahoma in 2008-09.

## SERIES AT A GLANCE (MORE ON PG 46)

**OVERALL** KU LEADS, 31-5  
in Lawrence (AFH) KU leads, 16-0 (15-0)  
Last Meeting KU, 73-68 (1.12.19 @ BU)



75.5	<< POINTS PER GAME	71.9
46.5	<< FG%	44.4
35.5	<< 3FG%	34.5
69.7	<< FT%	67.4
37.5	REBOUNDS PER GAME >>	37.9
13.4	ASSISTS PER GAME >>	14.1
3.7	BLOCKS PER GAME >>	4.8
6.8	<< STEALS PER GAME	6.2
70.1	SCORING DEFENSE >>	66.3
40.8	<< FG% DEFENSE	41.8
34.3	3FG% DEFENSE >>	33.3
+2.1	REBOUND MARGIN >>	+6.6
1.0	AST-TO RATIO >>	1.1

## LAST GAME STARTERS

<b>11 DOTSON</b> FR • GUARD	<b>5 GRIMES</b> FR • GUARD	<b>30 AGBAJI</b> FR • GUARD	<b>1 LAWSON</b> R-JR • FORWARD	<b>33 McCORMACK</b> FR • FORWARD
MIN <b>32.3</b>	MIN <b>26.7</b>	MIN <b>26.6</b>	MIN <b>32.6</b>	MIN <b>9.0</b>
PPG <b>11.6</b>	PPG <b>7.8</b>	PPG <b>9.4</b>	PPG <b>19.0</b>	PPG <b>3.0</b>
FG% <b>47.5%</b>	FG% <b>38.5%</b>	FG% <b>47.0%</b>	FG% <b>49.3%</b>	FG% <b>55.7%</b>
3FG% <b>38.0%</b>	3FG% <b>33.9%</b>	3FG% <b>33.3%</b>	3FG% <b>36.5%</b>	REB <b>2.5</b>
AST <b>3.6</b>	AST <b>1.8</b>	REB <b>4.7</b>	REB <b>10.5</b>	BLK <b>0.4</b>

## NUMERICAL ROSTER

NO.	NAME	POS.	HT.	WT.	YR.	EXP.	HOMETOWN / HIGH SCHOOL / PREVIOUS SCHOOL
0	Marcus Garrett	G	6-5	195	So.	1L	Dallas, Texas / Skyline HS
1	Dedric Lawson	F	6-9	235	RS-Jr.	TR	Memphis, Tenn. / Hamilton HS / Memphis
2	Charlie Moore	G	5-11	180	RS-So.	TR	Chicago, Ill. / Morgan Park HS / California
5	Quentin Grimes	G	6-5	210	Fr.	HS	The Woodlands, Texas / College Park HS
10	Elijah Elliott	G	6-3	185	Fr.	HS	Southlake, Texas / Carroll Senior HS
11	Devon Dotson	G	6-2	185	Fr.	HS	Charlotte, N.C. / Providence Day School
12	Chris Teahan	G	6-4	195	So.	1L	Leawood, Kan. / Rockhurst HS
13	K.J. Lawson	G	6-8	210	RS-So.	TR	Memphis, Tenn. / Hamilton HS / Memphis
20	Garrett Luinstra	G	6-2	155	Fr.	HS	Lawrence, Kan. / Lawrence Free State HS
22	Silvio De Sousa	F	6-9	245	So.	1L	Luanda, Angola / IMG Academy [Fla.]
24	Lagerald Vick	G	6-5	190	Sr.	3L	Memphis, Tenn. / Douglass HS
30	Ochai Agbaji	G	6-5	210	Fr.	HS	Kansas City, Mo. / Oak Park HS
33	David McCormack	F	6-10	265	Fr.	HS	Norfolk, Va. / Oak Hill Academy
35	Udoka Azubuike	C	7-0	270	Jr.	2L	Delta, Nigeria / Potter's House Christian Academy [Fla.]
44	Mitch Lightfoot	F	6-8	225	Jr.	2L	Gilbert, Ariz. / Gilbert Christian HS

## COACHING STAFF

NAME	POSITION // YEAR AT KU	ALMA MATER // YEAR
Bill Self	Head Coach // 16th	Oklahoma State // 1985
Kurtis Townsend	Assistant Coach // 15th	Western Kentucky // 1982
Norm Roberts	Assistant Coach // 8th	Queens College // 1987
Jerrance Howard	Assistant Coach // 6th	Illinois // 2004
Brennan Bechard	Dir. of Operations // 8th	Kansas // 2009
Fred Quartlebaum	Dir. of S-A Development // 5th	Fordham // 1989
Jeremy Case	Video Coordinator // 4th	Kansas // 2005

## PRONUNCIATIONS

Udoka Azubuike.....you-DOE-kuh az-uh-BOO-kee  
 Silvio De Sousa.....deh-SOE-suh  
 Devon Dotson.....DEH-vawn  
 Dedric Lawson.....DEE-drik  
 Garrett Luinstra.....loo-IN-struh  
 Ochai Agbaji.....OCH-eye uh-BAH-gée

## RADIO/TV ROSTER




**0** **MARCUS GARRETT**  
So. · G · 6-5 · 195  
Dallas, Texas




**1** **DEDRIC LAWSON**  
R-Jr. · F · 6-9 · 235  
Memphis, Tenn.




**2** **CHARLIE MOORE**  
R-So. · G · 5-11 · 180  
Chicago, Ill.



**5** **QUENTIN GRIMES**  
Fr. · G · 6-5 · 210  
The Woodlands, Texas



**10** **ELIJAH ELLIOTT**  
Fr. · G · 6-3 · 185  
Southlake, Texas




**11** **DEVON DOTSON**  
Fr. · G · 6-2 · 185  
Charlotte, N.C.



**12** **CHRIS TEAHAN**  
So. · G · 6-4 · 195  
Leawood, Kan.



**13** **K.J. LAWSON**  
R-So. · G · 6-8 · 210  
Memphis, Tenn.




**20** **GARRETT LUINSTRA**  
Fr. · G · 6-2 · 155  
Lawrence, Kan.



**22** **SILVIO DE SOUSA**  
So. · F · 6-9 · 245  
Luanda, Angola



**24** **LAGERALD VICK**  
Sr. · G · 6-5 · 190  
Memphis, Tenn.



**30** **OCHAI AGBAJI**  
Fr. · G · 6-5 · 210  
Kansas City, Mo.



**33** **DAVID MCCORMACK**  
Fr. · F · 6-10 · 265  
Norfolk, Va.



**35** **UDOKA AZUBUIKE**  
Jr. · C · 7-0 · 270  
Delta, Nigeria



**44** **MITCH LIGHTFOOT**  
Jr. · F · 6-8 · 225  
Gilbert, Ariz.



**BILL SELF**  
Head Coach  
16th Season



**KURTIS TOWNSEND**  
Assistant Coach  
15th Season



**NORM ROBERTS**  
Assistant Coach  
Eighth Season



**JERRANCE HOWARD**  
Assistant Coach  
Sixth Season



**BRENNAN BECHARD**  
Director of Operations  
Eighth Season



**FRED QUARTLEBAUM**  
Dir. of S-A Development  
Fifth Season

## BAYLOR BEARS

NO.	NAME	POS.	HT.	WT.	CL.	HOMETOWN / PREVIOUS SCHOOL(S)
0	Flo Thamba	F	6-10	245	Fr.	Kinshasa, Congo / Mountain Mission [Va.] School
1	Darius Allen	G	6-4	205	Jr.	Melbourne, Fla. / Chaminade-Madonna Prep / Palm Beach St.
2	Devonte Bando	G	6-3	195	Jr.	Brampton, Ont. / Faith Baptist HS / Hutchinson [Kan.] CC
3	King McClure	G	6-3	215	Sr.	Dallas, Texas / Triple A Academy
4	Mario Kegler	G/F	6-7	230	R-So.	Jackson, Miss. / Oak Hill Academy / Mississippi State
5	MaCio Teague	G	6-3	190	Jr.	Cincinnati, Ohio / Walnut Hills [Ohio] HS / UNC Asheville
10	Makai Mason	G	6-1	185	R-Sr.	Greenfield, Mass. / Hotchkiss School / Yale
11	Mark Vital	G/F	6-5	230	R-So.	Lake Charles, La. / Advanced Prep Int'l. [Texas]
12	Jared Butler	G	6-3	185	Fr.	Reserve, La. / Riverside Academy
13	Jackson Moffatt	G/F	6-6	210	Fr.	Magnolia, Texas / Magnolia HS
15	Obim Okeke	G	6-0	225	Jr.	Las Vegas, Nev. / Bishop Gorman HS
22	Jake Lindsey	G	6-5	200	Sr.	Houston, Texas / Olympus HS [Utah]
24	Matthew Mayer	G/F	6-9	200	Fr.	Austin, Texas / Westlake HS
25	Tristan Clark	F	6-9	240	So.	San Antonio, Texas / Wagner HS
33	Freddie Gillespie	F	6-8	240	R-Jr.	St. Paul, Minn. / East Ridge HS / Carleton
45	Davion Mitchell	G	6-1	200	So.	Hinesville, Ga. / Liberty County HS / Auburn

**Head Coach:** Scott Drew (Butler '93)

**Associate Head Coach:** Jerome Tang; **Assistant Coaches:** Alvin Brooks III, John Jakus

## ABOUT KANSAS

No. 13/14 Kansas is 22-8 overall and 11-6 in Big 12 play after its 81-68 loss at Oklahoma March 5. In all games, Kansas ranks in the top three in the Big 12 in scoring offense (second at 75.5), field goal percentage (third at 46.5) and field goal percentage defense (third at 40.8). KU has a +2.1 rebound margin and also averages 7.5 3-pointers made, 13.4 assists, 6.8 steals and 3.7 blocked shots per game. In Big 12 games, KU averages 71.9 points and leads the league in defensive rebounds (26.5).

Redshirt-junior F Dedic Lawson has posted three straight double-doubles after his 18 points and 11 rebounds at Oklahoma (3/5). He leads the Big 12 in scoring at 19.0 ppg, rebounding at 10.5 rpg and with 19 double-doubles, which ranks tied for sixth nationally. A national player of the year and All-American candidate, Dedic Lawson has 14 games of 20 or more points and he is the only player in the league averaging a double-double. A three-time Big 12 Player of the Week (11/12, 11/26, 12/26) and five-time league newcomer of the week (12/3, 12/17, 1/14, 1/28, 2/11), Lawson leads KU with 30 blocked shots and his 1.0 blocks per game are tied for fifth in the conference. Lawson is ninth in the Big 12 with a 49.3 field goal percentage.

## NCAA DI DOUBLE-DOUBLE LEADERS

RNK	PLAYER (SCHOOL)	GAMES	DOUBLE-DOUBLES
1	Devontae Cacok (UNC-Willington)	31	22
2	Nico Carvacho (Colorado St.)	30	21
t2	Mike Daum (South Dakota St.)	31	20
t2	Jordan Murphy (Minnesota)	30	20
t2	Cletrell Pope (Bethune-Cookman)	29	20
<b>t6</b>	<b>Dedic Lawson (Kansas)</b>	<b>30</b>	<b>19</b>
t6	Ethan Happ (Wisconsin)	29	19
t6	Ja Morant (Murray State)	29	19

*Through games played on March 6, 2019*

Freshman G Devon Dotson is averaging 12.1 ppg, 4.0 rpg, 4.0 apg and 1.3 spg in Big 12 play. Included was a 15-point and career-high-tying eight assists against West Virginia (2/16). Named the Wayman Tisdale National Freshman of the Week on Feb. 12, Dotson ranks 18th in the Big 12 in scoring (11.6), seventh in assists (3.6), 13th in field goal percentage (47.5), tied for eighth in steals (1.3) and eighth in assist-to-turnover ratio (1.5).

Freshman G Ochai Agbaji has scored in double figures in four of his last seven games and six of his last 10 contests, which includes 11 points and five rebounds at Oklahoma State (3/2). He has five games with multiple 3-pointers. Agbaji pulled his redshirt prior to the TCU game (1/9) and averages 9.4 points and 4.7 rebounds per contest.

Freshman G Quentin Grimes is 8-for-17 (47.1 percent) from 3-point range in his last three contests. He has seven steals in his last five contests. He is second on the team with 42 3-pointers made this season. Grimes has made 11 treys in his last three games and

multiple threes in five of his last nine games. He averages 7.8 points and 2.4 rebounds per contest.

After missing five games with a sprained ankle, sophomore G Marcus Garrett has been back the last four KU contests. In that span, Garrett is 12-for-23 (52.1 percent) from the field. Garrett ranks fifth in the Big 12 with 1.6 steals per contest. He is scoring 8.9 points in Big 12 play and overall averages 7.2 points and 3.6 rebounds per game and has 47 assists.

Other KU regulars include redshirt-sophomore G Charlie Moore (3.2 ppg, 19 3-pointers), redshirt-sophomore G K.J. Lawson (3.2 ppg, 2.0 rpg), freshman F David McCormack (3.0 ppg, 2.5 rpg), junior F Mitch Lightfoot (2.5 ppg, 2.9 rpg). McCormack has started each of the last seven games and is coming off a career-high 18 points at Oklahoma (3/5). Lightfoot has averaged 5.1 rebounds in his last eight games.

## ABOUT BAYLOR

Located in Waco, Texas, with an enrollment of 17,059, Baylor is 19-11 overall and 10-7 in Big 12 play after its 67-64 loss against Oklahoma State on March 6. The Bears are coached by Scott Drew who is 315-206 in his 16th season at Baylor and 335-217 in his 17th season overall. Baylor is 5-5 in true road games this season and 6-6 in games not play at the Ferrell Center.

Baylor averages 71.9 points and have a +5.6 scoring margin. BU leads the Big 12 in rebound margin at +6.6 and rebounding defense (31.3) and also ranks in the top three in the conference in scoring defense (third at 66.3), rebounding offense (second at 37.9), offensive rebounds (second at 13.2) and blocked shots (second at 4.8). Baylor also averages 14.1 assists, 6.2 steals and 8.0 3-pointers made per game.

Baylor's leading scorer, sophomore F Tristan Clark (14.6 ppg, 6.3 rpg, team-high 34 blocked shots) suffered a season-ending injury in early January. Redshirt-senior transfer G Makai Mason is next in scoring at 14.6 points per game, which is tied for seventh in the Big 12. Mason is second on the team with 50 3-pointers made and second with 80 assists. Mason averages 2.5 rebounds per game. Redshirt-sophomore G/F Mario Kegler also averages in double figures with 10.4 points per game. He pulls down 5.9 rebounds per contest and has made 20 3-pointers this season. Freshman G Jared Butler leads Baylor with 52 3-pointers made and 83 assists to complement his 9.6 scoring average. He is scoring 11.4 ppg in Big 12 play. Senior G King McClure leads Baylor with 32 steals as he averages 9.2 ppg and has made 42 threes this season. Junior G Devonte Bando scores 8.5 points per contest and has made 46 3-pointers. Redshirt-sophomore G Mark Vital is a starter who is fourth in the Big 12 and leads BU with 7.1 rebounds per game. He averages 6.9 points per contest and is second on the team with 31 steals and 26 blocked shots.

Other BU regulars include redshirt-junior F Freddie Gillespie (5.5 ppg, 4.5 rpg), freshman G/F Matthew Mayer (5.0 ppg, 2.2 rpg) and freshman F Flo Thamba (2.0 ppg, 2.4 rpg).

## 2018-19 QUICK FACTS

## GENERAL INFORMATION

Location	Lawrence, Kan.
Enrollment	28,510
Founded	1866
Nickname	Jayhawks
School Colors	Crimson (Pantone 186) and Blue (Pantone 293)
Conference	Big 12
Chancellor	Douglas A. Girod
Athletics Director	Jeff Long
Deputy Athletics Director (MBB)	Sean Lester
Athletics Website	www.KUAthletics.com
Ticket Office Phone	1.800.34.HAWKS (42957)

## HISTORY

Seasons of Basketball	121st
First Season	1888-89
All-Time Record (Win %)	2,270-857 (.726)
Conference Regular-Season Titles (last)	61 (2018)
Conference Postseason Tourn. Titles (last)	15 (2018)
NCAA Tournament Appearances (last)	47 (2018)
NCAA Tournament Record	107-46
Consecutive NCAA Appearances	29 (1990-pres.)
NCAA Final Four Appearances (last)	15 (2018)
NIT Appearances (last)	2 (1969)

## ALLEN FIELDHOUSE

Year Opened (Seasons)	1955 (64th season)
Capacity	16,300
Consecutive Sellouts	290 games (Since 2001-02)
All-Time Record (Win %)	787-113 (.874)
Record under Bill Self (Win %)	249-13 (.950)

## COACHING STAFF

Head Coach	Bill Self (Oklahoma State, '85)
Record at KU	469-104 (16th season)
Overall Record	676-209 (26th season)
Assistant Coach	Kurtis Townsend (W. Kentucky, '82)
	15th season
Assistant Coach	Norm Roberts (Queens College, '87)
	Eighth season
Assistant Coach	Jerrance Howard (Illinois, '04)
	Sixth season

## 2017-18 REVIEW

Overall Record	31-8 (.795)
Big 12 Record (Finish)	13-5 (1st)
Home Record	14-4 (14-3 in AFH)
Road Record	7-3
Neutral Record	10-1
Big 12 Championship	No. 1 Seed / Champion vs. WVU - W, 81-70
NCAA Tournament	No. 1 Seed / Final Four vs. Villanova - L, 79-95
Associated Press Poll Ranking (final)	4
USA TODAY Coaches' Poll Ranking (final)	3

## 2018-19 TEAM INFORMATION

Letterwinners Returning / Lost	6 / 6
Starters Returning / Lost	2 / 3
Newcomers	9
Fr / So / Jr / Sr	5 / 5 / 3 / 1

## COMMUNICATIONS

Chris Theisen	Assistant AD Communications (MBB)
Phone	785.331.9356
Email	theisen@ku.edu
Brad Gilbert	Asst. Communications Director (MBB)
Phone	785.424.4008
Email	bgilbert@ku.edu
Mailing Address	Kansas Athletics Communications
	1651 Naismith Drive, Parrott 1400
	Lawrence, KS 66045-4069
Main Office Phone	785.864.3417
Twitter/Instagram	@KUHoops
Facebook	/KansasBasketball
Hashtags	#KUball #RockChalk #PayHeed

## 2018-19 MEDIA INFORMATION

### Weekly Press Conference

Bill Self will conduct press conferences throughout the season. Media members should contact the communications office for accurate dates and times. Video of the press conference will stream live on *ESPN+*. Remaining schedule: March 11, 17.

### Big 12 Teleconference

The Big 12 Conference conducts weekly interviews with every league head coach throughout the season. Bill Self's scheduled time is from 10:00-10:08 a.m. each week. Contact the Big 12 office for the appropriate phone number and for the entire lineup of coaches' times. Schedule: March 11.

### Hawk Talk Radio Show

Hawk Talk, Bill Self's radio show, airs week during the season from 6-7 p.m. on most Jayhawk Radio IMG Network stations. March 11 is the final show of the season. Hawk Talk will originate from the Johnny's Tavern West in Lawrence. Remaining Schedule: March 11.

### Credentials

Please apply at [KUathletics.com/media](http://KUathletics.com/media)

## JAYHAWK IMG RADIO NETWORK AFFILIATES

Abilene/Salina	KDJM-101.7 FM
Coffeyville	KGGF-104.1 FM
Concordia	KNCK-94.9 FM
Dodge City	KGNO-1370 AM
Emporia	KVOE-1400 AM
Fort Scott	KMDO-1400 AM
Fort Scott	KOMB-103.9 FM
Garden City	KBUF-1030 AM
Glen Elder	KZDY-96.3 FM
Goodland/Colby	KWGB-97.9 FM
Great Bend/Larned	KBGL-106.9 FM
Hays	KAYS-1400 AM
Hutchinson	KSKU-94.7 FM
Iola	KIOL-1370 AM
Kansas City	KCTE-1510 AM
Kansas City	KCTE-99.3 FM
Kansas City	WHB-810 AM
Lawrence (Flagship)	KLWN-1320 AM
Lawrence (Flagship)	KKSW-105.9 FM
Liberal	KSCB-1270 AM
Marysville	KNDY-95.5 FM
Parsons	KLKC-1540 AM
Parsons	KLKC-93.5 FM
Phillipsburg	KKAN-1490 AM
Phillipsburg	KQMA-92.5 FM
Russell	KRSL-95.9 FM
Topeka	KMAJ-1440 AM
Topeka	KWIC 99.3 FM
Wellington	KLEY-100.3 FM
Wichita	KFH-1240 AM
Wichita	KFH-97.5 FM

## ASSOCIATED PRESS (AP)

MARCH 4, 2019

RANK	SCHOOL (FIRST PLACE VOTES)	RECORD	POINTS
1	Gonzaga (42)	29-2	1,578
2	Virginia (21)	26-2	1,553
3	North Carolina	24-5	1,428
4	Duke (1)	25-4	1,399
<b>5</b>	<b>Tennessee</b>	<b>26-3</b>	<b>1,366</b>
<b>6</b>	<b>Kentucky</b>	<b>24-5</b>	<b>1,274</b>
7	Michigan	26-4	1,216
<b>8</b>	<b>Texas Tech</b>	<b>24-5</b>	<b>1,100</b>
<b>9</b>	<b>Michigan State</b>	<b>23-6</b>	<b>1,039</b>
10	LSU	24-5	1,005
11	Purdue	22-7	999
12	Houston	27-2	895
<b>13</b>	<b>KANSAS</b>	<b>22-7</b>	<b>798</b>
14	Florida State	23-6	702
15	Virginia Tech	22-6	668
<b>16</b>	<b>Marquette</b>	<b>23-6</b>	<b>626</b>
17	Nevada	26-3	579
<b>18</b>	<b>Kansas State</b>	<b>22-7</b>	<b>499</b>
19	Buffalo	26-3	437
20	Cincinnati	25-4	408
21	Wisconsin	20-9	322
<b>22</b>	<b>Wofford</b>	<b>26-4</b>	<b>269</b>
<b>23</b>	<b>Villanova</b>	<b>22-8</b>	<b>214</b>
24	Maryland	21-9	207
25	UCF	22-6	248

**OTHERS RECEIVING VOTES:** Auburn 43, Mississippi St. 25, **Iowa St. 21**, Utah St. 17, Washington 14, VCU 14, Louisville 12, New Mexico St. 8, **Baylor 7**, Belmont 7, Old Dominion 3.

## USA TODAY (COACHES)

MARCH 4, 2019

RANK	SCHOOL (FIRST PLACE VOTES)	RECORD	POINTS
1	Gonzaga (27)	29-2	795
2	Virginia (5)	26-2	772
3	North Carolina	24-5	720
4	Duke	25-4	682
<b>4</b>	<b>Tennessee</b>	<b>26-3</b>	<b>682</b>
<b>6</b>	<b>Kentucky</b>	<b>24-5</b>	<b>633</b>
7	Michigan	26-4	576
<b>8</b>	<b>Texas Tech</b>	<b>24-5</b>	<b>561</b>
9	Purdue	22-7	533
10	Louisiana State	24-5	486
<b>11</b>	<b>Michigan State</b>	<b>23-6</b>	<b>475</b>
12	Houston	27-2	444
13	Florida State	23-6	369
<b>14</b>	<b>KANSAS</b>	<b>22-7</b>	<b>350</b>
<b>15</b>	<b>Marquette</b>	<b>23-6</b>	<b>344</b>
16	Virginia Tech	22-6	332
<b>17</b>	<b>Kansas State</b>	<b>22-7</b>	<b>323</b>
18	Nevada	26-3	279
19	Cincinnati	25-4	246
20	Buffalo	26-3	217
21	Wisconsin	20-9	142
<b>22</b>	<b>Wofford</b>	<b>26-4</b>	<b>113</b>
<b>23</b>	<b>Villanova</b>	<b>22-8</b>	<b>88</b>
24	Maryland	21-9	82
<b>25</b>	<b>Iowa State</b>	<b>20-9</b>	<b>24</b>

**OTHERS RECEIVING VOTES:** Washington 22; Central Florida 22; Louisville 20; Mississippi State 14; Auburn 12; **Baylor 11**; Utah State 9; **Arizona State 5**; Hofstra 5; Florida 5; VCU 3; Iowa 2; **Texas 1**; Belmont 1.

## WEEK-BY-WEEK RANKINGS

WEEK	AP	COACHES	NCAA NET
Preseason	1 (37)	1 (14)	-
Nov. 12	2 (14)	-	-
Nov. 19	2 (7)	2	-
Nov. 26	2 (31)	2 (15)	11
Dec. 3	2 (19)	2 (10)	14
Dec. 10	1 (57)	1 (26)	6
Dec. 17	1 (56)	1 (27)	5
Dec. 24	5 (4)	5 (2)	16
Dec. 31	5 (4)	6	15
Jan. 7	7	9	16
Jan. 14	7	8	12
Jan. 21	9	10	19
Jan. 28	11	12	16
Feb. 4	13	14	17
Feb. 11	14	14	18
Feb. 18	12	12	18
Feb. 25	15	16	20
March 4	13	14	16
March 11			

( ) - First place votes in parenthesis

## RANKINGS BREAKDOWN

	AP	COACHES
Weeks in Top 25	768 (283)	540 (296)
Weeks in Top 10	552 (210)	426 (223)
Weeks in Top 5	336 (130)	288 (142)
Weeks at No. 1	69 (29)	61 (30)
Most Consecutive Weeks in Top 25	198* (198*)	206* (206*)
Most Consecutive Weeks at No. 1	15 (9)	15 (9)
W-L vs Top 25	229-193 (98-48)	-
Home vs Top 25	90-47 (44-6)	-
Away vs Top 25	52-76 (23-21)	-
Neutral vs Top 25	87-70 (30-21)	-
W-L vs Top 10	100-107 (40-20)	-
Home vs Top 10	34-31 (14-2)	-
Away vs Top 10	21-36 (10-6)	-
Neutral vs Top 10	45-41 (16-12)	-

( ) - Bill Self era in parenthesis

\* - Current Streak - longest active in the NCAA

## 2018-19 BIG 12 STANDINGS (AS OF 3.6.19)

Team	BIG 12							OVERALL						
	Record	Pct	Home	Away	Neutral	Streak	Record	Pct	Home	Away	Neutral	Streak		
Texas Tech	13-4	.765	8-1	5-3	0-0	W8	25-5	.833	17-1	5-3	3-1	W8		
Kansas State	13-4	.765	6-2	7-2	0-0	W2	23-7	.767	14-2	7-5	2-0	W2		
<b>KANSAS</b>	<b>11-6</b>	<b>.647</b>	<b>8-0</b>	<b>3-6</b>	<b>0-0</b>	<b>L1</b>	<b>22-8</b>	<b>.733</b>	<b>16-0</b>	<b>3-8</b>	<b>3-0</b>	<b>L1</b>		
Baylor	10-7	.588	6-3	4-4	0-0	L2	19-11	.633	13-5	5-5	1-1	L2		
Iowa State	9-8	.529	5-3	4-5	0-0	L2	20-10	.667	12-3	6-6	2-1	L2		
Texas	8-9	.471	6-2	2-7	0-0	L1	16-14	.533	12-5	2-8	2-1	L1		
Oklahoma	7-10	.412	5-4	2-6	0-0	W2	19-11	.633	11-4	5-6	3-1	W2		
TCU	6-11	.353	5-4	1-7	0-0	L3	18-12	.600	12-5	3-7	3-0	L3		
West Virginia	4-13	.235	4-5	0-8	0-0	W1	12-18	.400	10-6	0-9	2-3	W1		
Oklahoma State	4-13	.235	2-6	2-7	0-0	W1	11-19	.367	7-7	2-10	2-2	W1		

## THE SERIES

The Kansas-Baylor series dates back to 1951 with the Jayhawks leading 31-5. Kansas has won 12 of the last 13 in the series and holds a 17-3 advantage in the last 20 meetings. One of Baylor's three wins in that stretch came last season, Feb. 10, 2018, 80-64, in Waco. Kansas is 16-0 against Baylor in Lawrence, including a 15-0 record in the Allen Fieldhouse.

Since the inception of the Big 12, KU is 29-5 against Baylor -- 27-3 in regular-season play and 2-2 in the Big 12 Championship. Kansas head coach Bill Self is 23-5 all-time against Baylor, including a 23-4 mark while at Kansas. BU's Scott Drew is 4-23 versus Kansas. Expect a close game, as six of the last seven meetings have been decided by six points or less with last year's outcome in Waco being the lone exception. Dating back to 2014, four of the last five meetings in Lawrence have been decided by 10 points or less with the last two by a combined eight points (73-68 on 2.1.17, 70-67 on 1.20.18).

## A KANSAS WIN WOULD...

Make Kansas 23-8 and 12-6 in Big 12 play, giving KU the outright No. 3 seed for the Big 12 Championship, March 13-16 ... Give Kansas 23 victories for the 30th-consecutive season, beginning in 1989-90 ... Give KU 12 league victories for the 19th-straight year, beginning in 2000-01 ... Make the Kansas-Baylor series 32-5 in favor of KU, including 17-0 in games in Lawrence (16-0 in Allen Fieldhouse) ... Give Kansas 36 straight home season finale wins, a streak which started in 1983-84 ... Give Kansas its 20th undefeated season in Allen Fieldhouse and its first since going 16-0 in 2015-16 ... Make KU 17-0 at home this season and extend its home court winning streak to 21 games, 20 in Allen Fieldhouse ... Make KU 788-113 all-time in Allen Fieldhouse, including 250-13 under head coach Bill Self ... Make Self 470-104 while at Kansas, 677-209 overall and 24-5 all-time versus Baylor (24-4 while at KU) ... Make Kansas 2,271-857 all-time.

## A KANSAS LOSS WOULD...

Make Kansas 22-9 and 11-7 in conference play, giving KU its most league losses since 1988-89 (6-8) ... End a 35-year home finale win streak, a string which started in 1983-84 ... Give KU consecutive losses for the second time this season ... Give Baylor its first win in Allen Fieldhouse, making the all-time series 31-6, including 16-1 in Lawrence meetings (15-1 in Allen Fieldhouse) ... End Kansas' 20-game home court winning streak, which includes 19 straight wins in Allen Fieldhouse ... Make KU 15-1 in Allen Fieldhouse this season, 777-114 all-time in the venue, including 249-14 under head coach Bill Self ... Make Self 469-105 while at Kansas, 676-210 overall and 23-6 all-time versus Baylor (23-5 while at KU) ... Make Kansas 2,270-858 all-time.

## LAST TIME OUT

A torrid first half of shooting by the Sooners paired a flat offensive night for the Jayhawks saw Oklahoma claim an 81-68 victory over No. 13/14 Kansas March 5 inside Lloyd Noble Center. Redshirt-junior forward Dedic Lawson and freshman forward David McCormack each scored 18 points, with Lawson tallying his 19th double-double of the season; however, the Sooners got 20-point efforts from junior Kristian Doolittle and sophomore Brady Manek to help OU claim its largest win over the Jayhawks since 1990.

Lawson led the Jayhawks in scoring for the fifth-straight game, tallying 18 points and pulling down 11 rebounds for his 19th double-double on the year. McCormack went 8-of-11 from the field to tally a career-high 18 points to go along with five rebounds. Agbaji was the next Jayhawk on the scoresheet with nine points.

## OKLAHOMA LEFTOVERS &amp; NOTABLES

- KU's 14.3 percent from 3-point range in the first half was its lowest in a half since the Jayhawks went 0-for-6 in the first half at West Virginia on January 19 earlier this season.
- The game marked just the second time this season KU never led. The first came against Texas Tech on Feb. 23.
- KU's 17 three point attempts in the second half was the most by a Jayhawk team since Kansas attempted 19 in the second half during an Elite Eight victory over Duke on March 25, 2018. KU's 31 three point attempts in the game was the most by Kansas since it attempted 36, also against Duke.
- Kansas outrebounded its opponent for the 18th time this season, KU is now 14-4 in those contests with a 348-43 mark in the Self era.
- KU gave up 80+ points for the sixth time this season, Kansas is 3-3 in those contests with a 33-38 record in the Self era.
- Redshirt-junior F Dedic Lawson tallied his 19th double-double of the season and the 55th of his career as he scored 18 points and grabbed 11 rebounds.
- Lawson led KU in scoring for the fourth-straight game and the 16th time this season.
- Freshman F David McCormack scored a season and career-high 18 points going 8-for-11 from the field while grabbing five rebounds.
- McCormack's eight makes and 11 attempts were also season/career highs.

## DOTSON COMING OF AGE IN LEAGUE PLAY

Freshman point guard Devon Dotson has quietly putting together a stellar debut season for the Jayhawks and has established himself as one of the top-performing freshmen in the nation. His stats in Big 12 play back that up. The Charlotte, North Carolina product is one of only three true freshmen in NCAA DI to be averaging at least 12 ppg, 4 apg and 4 rpg in league play.

If you throw in Dotson's 44 percent field goal percentage and 80 percent free throw percentage in his 17 Big 12 outings, he becomes the only freshman in the nation to boast those five stats. Dotson was named the CBS/USBWA Wayman Tisdale National Freshman of the Week on Feb. 12 following a 25-point, 10-rebound outing at TCU (2/11). He has also scored 15 or more points in five of his last eight outings.

## NCAA DI FRESHMAN W/ 12 PPG, 4 RPG, 4 APG IN CONFERENCE PLAY

PLAYER	GMS	RPG	APG	PPG
R.J. Barrett (Duke)	17	7.4	4.5	23.4
Jalen Pickett (Sienna)	18	5.1	6.4	16.1
<b>Devon Dotson (Kansas)</b>	<b>17</b>	<b>4.0</b>	<b>4.0</b>	<b>12.1</b>

Through games played on March 6, 2019



NCAA TOP-150



BIG 12 TOP-10

## STATISTIC RANKINGS

(as of 3.6.2019)

	STAT	NCAA	BIG 12
W-L%	.733	47th	3rd
SCORING	75.5	103rd	2nd
SCORING DEFENSE	70.1	147th	7th
SCORING MARGIN	+5.4	89th	5th
REBOUNDING	37.5	71st	4th
REBOUNDING DEF.	35.4	-	9th
REBOUNDING MARGIN	+2.1	115th	4th
ASSISTS	13.4	-	6th
ASSIST-TO RATIO	1.0	-	9th
TURNOVER MARGIN	+0.1	-	6th
STEALS	6.8	112th	5th
BLOCKED SHOTS	3.7	130th	7th
FG%	46.5	71st	3rd
FG% DEF.	40.8	36th	3rd
3FG MADE	7.5	-	6th
3FG%	35.5	121st	4th
3FG% DEF.	34.3	-	7th
FT%	69.7	-	4th

## INDIVIDUAL (ALL GAMES)

## SCORING

Dedic Lawson	19.0	67th	1st
--------------	------	------	-----

## FIELD GOAL PERCENTAGE (MIN. 5 MADE PER GAME)

Dedic Lawson	49.3	121st	2nd
--------------	------	-------	-----

Lagerald Vick	47.6	-	5th
---------------	------	---	-----

## FREE THROWS MADE

Dedic Lawson	136	65th	1st
--------------	-----	------	-----

Devon Dotson	90	-	4th
--------------	----	---	-----

## FREE THROWS ATTEMPTED

Dedic Lawson	171	77th	1st
--------------	-----	------	-----

## FREE THROW PERCENTAGE

Dedic Lawson	79.5	-	4th
--------------	------	---	-----

Devon Dotson	79.3	-	5th
--------------	------	---	-----

## 3-POINT FIELD GOALS MADE PER GAME

Lagerald Vick	2.9	58th	2nd
---------------	-----	------	-----

## 3-PT FIELD GOAL PERCENTAGE (MIN. 2.5 MADE PER GAME)

Lagerald Vick	45.5	13th	1st
---------------	------	------	-----

## REBOUNDING

Dedic Lawson	10.5	13th	1st
--------------	------	------	-----

## DEFENSIVE REBOUNDS

Dedic Lawson	7.4	23rd	1st
--------------	-----	------	-----

## OFFENSIVE REBOUNDS

Dedic Lawson	3.1	36th	2nd
--------------	-----	------	-----

## STEALS

Marcus Garrett	1.6	129th	5th
----------------	-----	-------	-----

## DOUBLE-DOUBLES

Dedic Lawson	19	6th	1st
--------------	----	-----	-----

## 2018-19 ACCOLADES

### TEAM

NIT Season Tip-Off Champion  
 Preseason No. 1 in Associated Press Poll  
 Preseason No. 1 in USA TODAY Coaches' Poll  
 Preseason No. 1 in Big 12 Conference Coaches' Poll

### OCHAI AGBAJI

Big 12 Newcomer of the Week (2.4.19)

### UDOKA AZUBUIKE

Academic All-Big 12 First Team  
 Kareem Abdul-Jabbar Center of the Year Award Candidate (1 of 20)  
 Preseason All-Big 12 Honorable Mention

### DEVON DOTSON

USBWA Wayman Tisdale Freshman of the Week (2.12.19)  
 Big 12 Newcomer of the Week (12.31.18)  
 Bob Cousy Point Guard of the Year Award Candidate (1 of 20)

### QUENTIN GRIMES

Big 12 Newcomer of the Week (11.12.18)  
 Wooden Award Preseason Watch List (1 of 50)  
 Naismith Trophy Watch List (1 of 50)  
 Jerry West Shooting Guard of the Year Candidate (1 of 20)  
 Preseason Big 12 Freshman of the Year  
 Preseason All-Big 12 Honorable Mention

### DEDRIC LAWSON

Karl Malone Power Forward of the Year Award Finalist (1 of 5)  
 Naismith Trophy Semifinalist (1 of 10)  
 Naismith Trophy Midseason Team (1 of 30)  
 co-Big 12 Newcomer of the Week (2.11.19)  
 Karl Malone Power Forward of the Year Award Watch List (1 of 10)  
 Oscar Robertson Trophy Final Midseason Watch List (1 of 12)  
 Wooden Award Late Season Watch List (1 of 20)  
 co-Big 12 Newcomer of the Week (1.28.19)  
 Sporting News Midseason First Team All-American (1.15.19)  
 Big 12 Newcomer of the Week (1.14.19)  
 Wooden Award Midseason Watch List (1 of 25)  
 Big 12 Player of the Week (12.26.18)  
 Oscar Robertson Trophy Midseason Watch List (12.21.18)  
 Big 12 Newcomer of the Week (12.17.18)  
 Big 12 Newcomer of the Week (12.3.18)  
 Big 12 Player of the Week (11.26.18)  
 NIT Season Tip-Off MVP & All-Tournament Team  
 Big 12 Player of the Week (11.12.18)  
 Wooden Award Preseason Watch List (1 of 50)  
 NABC Player of the Year candidate (1 of 20)  
 Naismith Trophy Watch List (1 of 50)  
 Preseason Associated Press All-America  
 Karl Malone Power Forward of the Year Award Candidate (1 of 20)  
 Preseason All-Big 12 First Team

### CHARLIE MOORE

Academic All-Big 12 First Team

### LAGERALD VICK

Big 12 Player of the Week (12.3.18)  
 NIT Season Tip-Off All-Tournament Team  
 Big 12 Player of the Week (11.19.18)

## LOOKING BACK AT "THE STREAK"

With Kansas out of contention from winning this season's Big 12 regular-season title, it will bring an end to one of the more remarkable streaks in the history of collegiate basketball. From 2005-18, the Jayhawks won or shared 14-consecutive league titles, a mark which topped UCLA's previous collegiate record of 13-straight league championships. Here are some "nuggets" from Kansas' NCAA record 14-straight conference titles:

- Kansas won the title outright 10 times and shared it four times (2005, 2006, 2008 and 2013). Overall, Kansas has won 18 of the 23 Big 12 regular-season titles (78.2 percent), with those four seasons being the only ties. Texas is second with three titles (13.0 percent), Iowa State third with two, while Kansas State, Oklahoma and Oklahoma State have one each.
- In the 14-year streak, including the four ties and the two-game edge in 2018, Kansas won the Big 12 regular-season title by an average of 1.4 games. Twice, in 2009-10 and 2016-17, Kansas won the Big 12 regular-season title by four games.
- In the 14-year streak, 89 Jayhawks saw action during conference play, helping contribute to the run of titles. That list includes five players on this season's roster: Udoka Azubuike, Silvio De Sousa, Mitch Lightfoot, Lagerald Vick and Chris Teahan.
- In Kansas' national championship season, 2007-08, the Jayhawks won the fourth of the current string of 14-straight Big 12 Conference titles.
- Matt Kleinmann, Landen Lucas, Brady Morningstar, Travis Releford, Tyler Self, Jamari Traylor, Conner Teahan and Jeff Withey each won five Big 12 regular-season titles, as they were redshirts during their KU careers. Teahan is the only KU player in the streak to have been on two Final Four teams in 2008 and 2012.
- In 2005, George W. Bush was beginning his second term as the 43rd President of the United States. Barrack Obama, the 44th President, would serve two terms and current Commander-In-Chief, Donald Trump, the 45th President, giving the streak three sitting U.S. commanders.
- The last time Kansas failed to claim the regular-season Big 12 title (2004), Facebook was less than a year old, Twitter had not yet been launched, current KU football coach Les Miles was at the helm at Oklahoma State and current KU freshman guard Ochai Agbaji was three years old.

## KU NAVIGATING THE TOUGHEST SLATE IN THE NCAA

The NCAA Evaluation Tool ("NET") has shown that, not only have the Jayhawks endured the strongest schedule in the nation, but have tallied some of the more impressive wins among the 353 teams in Division I. Kansas's strength of schedule ranks No. 1 in the latest NET breakdown (March 7), with the Jayhawks playing opponents that have an average NET ranking of 60th, a figure that leads the nation.

The Jayhawks have also collected some impressive wins during this gauntlet of a schedule, claiming 10 wins against teams in "Quadrant 1" (Home 1-30, Neutral 1-50, Away 1-75). KU is one of only three teams in the nation with double-figure Quad 1 wins (Michigan State - 10, Virginia - 10).

## TOP-5 STRENGTH OF SCHEDULE RANKINGS

SOS	TEAM	AVG OPP. NET (RNK)	QUAD 1 RECORD
1	KANSAS	58 (1st)	10-7
2	Duke	87 (17th)	8-3
3	Penn State	73 (6th)	3-12
4	Louisville	93 (31st)	4-9
5	Oklahoma St.	68 (3rd)	3-13

## LAWSON COLLECTION OF MIDSEASON ACCOLADES GROWS

Redshirt-junior Dedric Lawson has a quickly growing collection of midseason accolades that have him among a small list of players on watch for national awards come season's end. Here is a quick rundown of the recent announcements that included Lawson:

- Lawson was named to the 2018-19 **Sporting News Midseason All-America First Team**, the publication announced Jan. 15. Last year, 11 of the 15 players on the midseason team made on the final ballot.
- On Feb. 4, Lawson was named to the **John R. Wooden Award** presented by Wendy's Late Season Top 20 list by the Los Angeles Athletic Club. Kansas has had representation each of the last two seasons at the Wooden Award ceremony as Frank Mason III won the award in 2017 and Devonte' Graham was a finalist last year. Lawson is vying to become the third Jayhawk to win the honor with Mason in 2017 and Danny Manning in 1988.
- On Feb. 6, Lawson was named one of 12 to the **Oscar Robertson Trophy** Final Midseason Watch List by the USBWA. Like the Wooden, the Oscar Robertson Trophy recognizes the national player of the year. Frank Mason III was the first KU player to win the Oscar Robertson Trophy in 2017.
- On March 6, Lawson was one of 10 semifinalists for the **Naismith Trophy**, by the Atlanta Tip Off Club. KU's Frank Mason III won the honor in 2017 as did Danny Manning in 1988. The Naismith Trophy will announce its four finalists on March 19.
- On March 7, Lawson was named one of five finalists for the **Karl Malone Power Forward of the Year Award** by the Naismith Hall of Fame. Established in 2015, the Karl Malone Power Forward of the Year will be named April 12, 2019.

## YOUTH MOVEMENT

Kansas has one of the youngest teams in the nation having started four freshmen in each of its last seven games. In KU's 17 conference games, the Jayhawk freshmen have accounted for 46.9 percent of the minutes played and 43.1 percent of the scoring.

## KANSAS CLASS BREAKDOWN IN BIG 12 PLAY

CLASS	% OF MIN PLAYED	% OF PTS SCORED
Senior	8.9%	10.3%
Junior	23.2%	29.7%
Sophomore	21.0%	16.9%
Freshman	46.9%	43.1%

# UP NEXT



at **BIG 12 CHAMPIONSHIP QUARTERFINALS**  
 Thursday, March 14  
 Kansas City, Mo.  
 Sprint Center (18,972)  
 8 p.m. • ESPN/ESPN2

Kansas will enter the 2019 Phillips 66 Big 12 Championship, March 13-16, at Sprint Center in Kansas City, Missouri, as the No. 3 seed. Unofficially, KU will play the No. 6 seed Texas in the event's quarterfinals on Thursday, March 14, at 8 p.m. (CT) on ESPN or ESPN2.

Kansas is 74-27 all-time in postseason conference tournaments, including a 44-11 record in the Big 12 Championship. The Jayhawks have won 15 league tourney titles with 11 of those in the Big 12 era and its last in 2018. Kansas is 19-3 in the Big 12 Championship quarterfinals.

# THIS DAY IN KANSAS BASKETBALL HISTORY

MARCH

9

## Kansas is 21-6 all-time in games on March 9

**March 9, 1960:** Kansas won a back-and-forth thriller against Kansas State, 84-82 in overtime, in a one-game Big Eight playoff in Manhattan to determine the conference's representative for the 1960 NCAA Tournament. At one point, Kansas held a 13-point lead in the game, while Kansas State's largest lead in the contest was nine. In total, there were 15 lead changes throughout the game. Junior F Wayne Hightower led the Jayhawks with 28 points, while junior G Jerry Gardner added 21. Senior C Bill Bridges grabbed 22 rebounds in the victory. The game was tied at 72 at the end of regulation, but Kansas took the game by two in overtime to advance to the NCAA Tournament.

## KANSAS STREAKING AT HOME (AGAIN)

The Jayhawks are once again building an impressive winning streak on their home court, something that has been a common occurrence in Lawrence over recent decades. KU has won 20-straight home games, 19 of which have come at Allen Fieldhouse (Dec. 8, 2018 win at Sprint Center considered a home game). The streak currently ranks as the fourth-longest active among NCAA DI schools. KU's last home loss came to Oklahoma State on Feb. 3, 2018.

Kansas has now posted home-court winning streaks of 20 games or more 15 times, with 11 of those streaks coming at Allen Fieldhouse. The program record is 69-straight home wins from Feb. 7, 2007 to Jan. 22, 2011. That streak is a Big 12 record and the 11th-longest in NCAA DI history.

## NCAA DI LONGEST ACTIVE HOME COURT WINNING STREAKS

TEAM	STREAK	STARTED	NEXT HOME GAME
Tennessee	26	1/06/18	None this season
Buffalo	25	12/09/17	vs. Bowling Green (3/8)
Gonzaga	22	1/27/18	None this season
<b>KANSAS</b>	<b>20</b>	<b>2/6/18</b>	<b>vs. Baylor (3/9)</b>

## DOUBLE-DOUBLE MACHINE

After his 18 points and 11 rebounds at Oklahoma (3/5), redshirt-junior F Dedic Lawson posted his Big 12-leading 19th double-doubles this season, including three straight, eight of his last 13 contests and 11 in his last 18 outings. Lawson entered the 2018-19 season with 36 double-doubles in his two seasons at Memphis. He had 17 as a freshman in 2015-16 and 19 as a sophomore in 2016-17.

Lawson's 55 career double-doubles are fourth on the NCAA Division I active list. Lawson is the only non-senior on the NCAA Division I top-10 list.

Lawson is also already making his impact on the Kansas single-season double-double chart. His 19 DDs are tied for fifth on the school's top-10 list of single-season double-doubles. Thomas Robinson holds the record with 27 DDs in the 2011-12 season.

## ACTIVE NCAA DI CAREER DOUBLE-DOUBLE LEADERS

RNK	PLAYER (TEAM)	GMS	DOUBLE-DOUBLES
1	James Thompson VI (E. Mich.)	130	73
2	Jordan Murphy (Minnesota)	127	65
3	Devontae Cacok (UNC-Williamington)	127	57
4	<b>Dedic Lawson (Memphis/Kansas)</b>	<b>95</b>	<b>55</b>

*Through games played on March 6, 2019*

## KANSAS VS. TOP-25 TEAMS

With its win versus then-No. 23 Kansas State (2/25), Kansas is 8-3 against top-25 teams in 2018-19. Under Bill Self, KU is 98-48 against AP-ranked opponents. In his first 16 seasons at KU, Self's Jayhawks have collected four wins or more over top-25 ranked foes in 13 of those seasons, which includes a 43-19 record from 2014-present.

KU's record against top-10 ranked opponents is even more impressive. KU is 18-5 against foes ranked inside the top-10 of the AP poll since 2013-14, including 2-1 this season and 4-1 in 2017-18. Last season, KU's top-10 wins included Kentucky, West Virginia, Texas Tech and Duke. Since Bill Self's first season, the Jayhawks are 13-3 against AP top-10 teams inside Allen Fieldhouse, which includes KU's current streak of nine-straight home victories against top-10 foes.

## KU VS. AP TOP-25 TEAMS UNDER SELF

SEASON	RECORD	VS. TOP-10
2018-19	8-3	2-1
2017-18	8-4	4-1
2016-17	6-3	5-1
2015-16	12-4	4-1
2014-15	10-6	0-1
2013-14	7-2	3-0
2012-13	5-2	2-1
2011-12	7-5	6-4
2010-11	5-1	1-1
2009-10	8-1	2-0
2008-09	3-3	1-2
2007-08	5-2	3-0
2006-07	5-2	2-2
2005-06	3-3	1-2
2004-05	4-2	3-1
2003-04	2-5	1-2
<b>TOTAL</b>	<b>98-48</b>	<b>40-20</b>

## KANSAS IN THE NATIONAL POLLS

Kansas remained inside the top-20 in the latest national polls released March 4. KU checked in at No. 13 in the Associated Press and at No. 14 in the *USA TODAY* Coaches' polls.

Kansas has been ranked in each of the last 198 AP polls dating back to Feb. 3, 2009, which is the longest active streak in NCAA Division I. The Jayhawks have not been ranked outside the top-15 in the AP poll since Jan. 6, 2014, a streak now measuring over five-plus seasons. Kansas also been listed in the top-25 of the Coaches' polls for 206-straight weeks, a figure which also leads the nation.

## AZUBUIKE, MOORE NAMED TO ACADEMIC ALL-BIG 12

Kansas men's basketball junior Udoka Azubuike and redshirt-sophomore Charlie Moore have been named to the Academic All-Big 12 First Team, announced by the league office on Feb. 28.

This is the second-straight season Azubuike, from Delta, Nigeria, has been named Academic All-Big 12 as he was a second-team selection in 2017-18. Moore, from Chicago, is earning the honor for his first time which is also the first time he was eligible.

Kansas has a league-leading 59 all-time Academic All-Big 12 honorees since the inception of the conference in 1996-97. Texas is second with 54 and Oklahoma third with 50. KU has 44 Academic All-Big 12 First Team honorees and 15 second-team selections.

Pay Heed, All Who Enter:  
**BEWARE OF "THE PHOG"**

## NATIONAL CHAMPIONS

1922, 1923, 1952, 1988, 2008

## BIG 12 CHAMPIONS

1997\*, 1998\*, 1999^, 2002, 2003, 2005,  
2006\*, 2007\*, 2008\*, 2009, 2010\*, 2011\*,  
2012, 2013\*, 2014, 2015, 2016\*, 2017, 2018\*

*Regular season titles listed  
\* - Regular season & tournament champions  
^ - Tournament champions only*

- Kansas has 2,270 all-time victories, second most in NCAA Division I history (Kentucky - 2,286).
- From the 2008-09 season to the present (11 seasons) Kansas has held 372 of its 399 opponents under 50 percent shooting.
- KU has held opponents to fewer than 100 points in 586 of its last 588 games. The last team to score 100 on Kansas in a 40-minute game was Oklahoma (100-78) on Feb. 27, 1990.
- The Jayhawks have not been slotted outside the top-15 in the Associated Press Top-25 poll since Jan. 6, 2014. A streak which now spans over more than five seasons.
- The Jayhawks have won 20 of their last 22 regular-season games against AP top-10 teams. Under Bill Self, KU is 40-20 against top-10 opponents, a figure that includes postseason play.
- KU has won at least 12 league games for 18-straight years, which is the longest active streak in the nation.
- Kansas won its 1,100th all-time conference game with a 72-67 win against Oklahoma State (3/2/19). The Jayhawks won their 300th Big 12 game vs. Oklahoma (2/19/18).
- Each KU senior class since 1986-87 has won at least 100 games. Last year's fourth-year seniors Devonte' Graham and Sviatoslav Mykhailiuk amassed 121 wins.
- Entering 2018-19, Bill Self has won 25 or more games in each of his last 13 seasons as a head coach.
- Kansas is the only team in the Big 12 to have a .500 winning percentage or better series record against every conference foe.
- Kansas is first in the conference in wins with a 313-70 record in Big 12 regular-season games. Texas is next at 233-149. Including the league postseason championship, Kansas is tops at 357-81, while Texas is second at 258-171.
- KU is the only Big 12 school to have won a regular-season championship with two different coaches (Roy Williams and Bill Self).
- Under Bill Self, Kansas is 127-8 (94.1 percent) in Big 12 home games: 8-0 in 2004, 7-1 in 2005, 7-1 in 2006, 7-1 in 2007, 8-0 in 2008, 8-0 in 2009, 8-0 in 2010, 7-1 in 2011, 9-0 in 2012, 8-1 in 2013, 9-0 in 2014, 9-0 in 2015, 9-0 in 2016, 8-1 in 2017, 7-2 in 2018 and 8-0 in 2019.
- Under Bill Self, Kansas has experienced only one regular-season conference sweep by a Big 12 opponent. In 110 regular-season Big 12 home-and-home series during the Self era, Kansas has 72 sweeps, 37 splits and has been swept once.

# KU BY THE NUMBERS

14	Consecutive conference regular-season titles - 2005-06-07-08-09-10-11-12-13-14-15-16-17-18, a KU record and the longest in NCAA history.
15	30+ win seasons, including 2017-18, which ties an NCAA record.
16	Streaks of 10 or more consecutive wins in the Bill Self era, including the 10-straight to start the 2018-19 season.
18	Big 12 Conference regular-season championships for KU in the league's 22-year existence.
19	Undefeated home seasons at Allen Fieldhouse, including 2007-08, 2008-09, 2009-10, 2011-12, 2014-15, and 2015-16 under Bill Self.
20	Times a KU player or coach has been inducted into the Naismith Basketball Hall of Fame, which includes current head coach Bill Self.
23	Championships for Kansas in the Bill Self era - 14 Big 12 regular-season titles, eight Big 12 postseason championships and one NCAA.
23	Or more victories for Kansas in each of the past 29 seasons beginning in 1989-90.
25	Consecutive seasons Kansas has won 10 or more league games, starting in 1995 (56 times overall), which is the longest active streak in the nation.
29	Consecutive seasons KU has made the NCAA Tournament, the longest active streak in the nation and best all-time.
30	Consecutive seasons Kansas has won 20 or more games, <b>including 2018-19</b> , the longest active streak in the NCAA, which began in 1989-90.
30	Consensus All-America First Team selections, including Devonte' Graham in 2017-18, the most of any NCAA Division I school.
31	Consecutive seasons Kansas has led its conference in home attendance, beginning in 1986-87.
61	Conference regular-season championships, most in NCAA Division I.
130.4	Decibels reached inside of Allen Fieldhouse on Feb. 13, 2017, when the arena broke the Guinness Book of World Records mark for loudest crowd roar at an indoor sports event.
197	Kansas victories from the 2006-07 to 2011-12 seasons, the most in NCAA Division I history in a six-year span.
290	Consecutive sellouts in Allen Fieldhouse, dating back to 2001-02.
469	Victories for Bill Self, now in his 16th season at Kansas. He was the fastest KU coach to reach 450 wins and is the second-winningest coach in KU history.
787	All-time Kansas victories inside Allen Fieldhouse. The historic building opened in 1955 and KU holds a 787-113 record in its home venue.
2,269	All-time Kansas men's basketball victories; second-most in NCAA Division I history.

## TOUGH COMPETITION

Many talk about how tough the Kansas schedule is for 2018-19. One look at KU's nonconference opponents shows that six foes were preseason selections in their respective league races, with an additional five picked for second-place finishes.

### KU'S NONCON OPPONENTS IN PRESEASON LEAGUE POLLS

CONFERENCE	OPPONENT	PRESEASON PICK
America East	Vermont ( <i>W, 86-68</i> )	1st
Big East	Villanova ( <i>W, 74-71</i> ) Marquette ( <i>W, 77-68</i> )	1st 2nd
Big Ten	Michigan St. ( <i>W, 92-87</i> )	1st
Mid-American	Eastern Michigan ( <i>W, 87-63</i> )	1st
Pac-12	Arizona State ( <i>L, 76-80</i> ) Stanford ( <i>W, 90-84 ot</i> )	6th 9th
SEC	Kentucky ( <i>L, 63-71</i> ) Tennessee ( <i>W, 87-81 ot</i> )	1st 2nd
Southern	Wofford ( <i>W, 72-47</i> )	2nd
Summit	South Dakota ( <i>W, 89-53</i> )	2nd
Sun Belt	Louisiana ( <i>W, 89-76</i> )	2nd
WAC	New Mexico St. ( <i>W, 63-60</i> )	1st

*Preseason polls included both those from coaches and media panels*

## TOP-10 TRIUMPHS

The loss at then-No. 8 Kentucky on Jan. 26, ended one of the more remarkable regular-season streaks in the nation. The Jayhawks won 13-straight regular-season games over teams ranked in the top-10 of the AP poll, which included two wins this season (92-87 vs. then-No. 10 Michigan St., 87-81 vs. then-No. 5 Tennessee). Since the 1996-97 season, no other team in the nation has strung together more than seven regular-season wins over top-10 foes. Prior to the Kentucky loss, KU's last regular-season loss to a top-10 came to then-No. 1 Kentucky in the 2014 Champions Classic (11/18/14).

Even more impressive, prior to its Champions Classic loss to the Wildcats in 2014, the Jayhawks amassed a streak of seven-straight regular-season top-10 victories. This means that Kansas is an astounding 20-2 in its last 22 regular-season contests against top-10 ranked squads. Since Bill Self took the reins of the Jayhawks in 2003, KU is 40-20 against top-10 teams, which includes postseason play.

### LONGEST REGULAR-SEASON WIN STREAKS VS. AP TOP-10 OPPONENTS (SINCE 1996-97)

SCHOOL	CONSEC. WINS	DATES
<b>KANSAS</b>	<b>13</b>	<b>1/4/16 - 1/26/19</b>
Duke	7	2/28/98 - 2/3/99
Kentucky	7	1/29/02 - 1/3/2004
Syracuse	7	11/20/09 - 12/07/10
<b>KANSAS</b>	<b>7</b>	<b>2/8/12 - 1/18/14</b>

## CONFERENCE SUCCESS

Kansas entered conference play having won 18 of the 22 Big 12 regular-season titles (includes ties), including the last 14, which is an NCAA record. Kansas' 61 conference titles are the most in NCAA Division I. Kentucky is second with 54 and Penn third at 37. KU's 14-straight league titles, all under head coach Bill Self, is the longest active streak in NCAA Division I and the longest streak in school history.

### CONSECUTIVE REG. SEASON TITLES

#	TEAM	CONFERENCE	SEASONS
<b>14</b>	<b>KANSAS</b>	<b>Big 12</b>	<b>2005-18</b>
13	UCLA	PAC-10	1967-79
11	Gonzaga	West Coast	2001-11
10	Connecticut	Yankee	1951-60

## KU SIGNS TWO IN EARLY SIGNING PERIOD

Combo guards Issac "Mackey" McBride and Christian Braun signed a National Letter of Intent to play men's basketball at Kansas, KU coach Bill Self announced Nov. 14.

A 6-foot-1, 180-pound guard from Little Rock, Arkansas, McBride has rewritten the record book at Baptist Preparatory School. In guiding Baptist Prep to three-straight state championships, McBride set the school's single-season scoring record with 707 points his sophomore year in 2016-17. As a junior, he broke his own mark by scoring 883 points in 2017-18, which included a school-record 46-point game. In that, McBride averaged 24.5 points, 4.0 rebounds, 2.5 assists and 1.6 steals per game in 2017-18.

McBride is a two-time all-state selection and was the most valuable player of the last two state tournaments his sophomore and junior seasons. A four-star recruit who is ranked 109 by Rivals.com, McBride is the highest-ranked player in the state of Arkansas. He plays AAU basketball for the Arkansas Hawks.

Originally from Burlington, Kansas, Braun (6-foot-6, 180 pounds) moved to Overland Park, Kansas, his freshman year high school and has won back-to-back 6A state championships his sophomore and junior seasons at Blue Valley Northwest High School. A four-star prospect who is ranked No. 112 by Rivals.com, last year Braun averaged 14.2 points, 5.1 rebounds and 3.1 assists as a junior at Blue Valley Northwest. Braun plays for MoKan on the AAU circuit.

## WHAT TO LOOK FOR IN 2018-19

- Senior G Lagerald Vick has 1,100 career points, which is 46th on the KU all-time scoring list. Vick is 28 points from 45th place (Wayne Hightower; 1,128 from 1960-61).
- Vick has 167 career 3-pointers made which ranks 13th on the KU career list. He is 13 3-pointers from the top 10.
- Dedric Lawson is making his mark on the KU record books, now with 19 double-doubles as a Jayhawk. That figure ranks tied for fifth on the school's all-time single-season list. Thomas Robinson holds the single-season record with 27 double-doubles during the 2012 season.
- Lawson has also pulled down 938 career rebounds (624 at Memphis and 314 at Kansas) in 95 games, a mark that ranks him 17th on the NCAA DI active list. He is one of two active players in the top 20 to have 800-plus rebounds in under 100 career games.
- Lawson's 9.9 career-rebound average is eighth on the NCAA Division I active players' list.
- The Jayhawks have featured the Big 12's Player of the Year each of the last two seasons (Frank Mason III - 2017, Devonte' Graham - 2018). Since the league's inception in 1996-97, no team has featured the conference player of the year in three-consecutive seasons.
- KU will look to feature a consensus First Team All-American for the third-straight year, something that has not occurred in the program since 1922-25. Since 1990, only six NCAA DI programs have boasted a consensus First Team AA in three-straight seasons.




# JAYHAWKS IN THE NBA



**CHECK DIALLO**  
6-9 | 220 | New Orleans | KU from 2015-16

2018-19 STATS			
PPG	RPG	BLKPG	PER
5.1	4.3	0.6	18.55


CAREER		
PPG	RPG	BLKPG
5.0	4.2	0.5



**MARKIEFF MORRIS**  
6-9 | 235 | Oklahoma City | KU from 2009-11

2018-19 STATS			
PPG	RPG	BLKPG	PER
11.0	5.0	0.6	12.09


CAREER		
PPG	RPG	BLKPG
11.8	5.6	0.6



**JOEL EMBIID**  
7-0 | 250 | Philadelphia | KU from 2013-14

2018-19 STATS			
PPG	RPG	BLKPG	PER
27.3	13.5	1.9	25.51


CAREER		
PPG	RPG	BLKPG
24.0	11.2	2.0



**SVI MYKHAILIUK**  
6-8 | 205 | Detroit | KU from 2015-18

2018-19 STATS			
PPG	APG	RPG	PER
3.3	0.9	0.9	5.94


CAREER		
PPG	APG	RPG
3.3	0.9	0.9



**DEVONTE' GRAHAM**  
6-2 | 185 | Charlotte | KU from 2015-18

2018-19 STATS			
PPG	APG	RPG	PER
4.4	2.2	1.2	10.70

CAREER		
PPG	APG	RPG
4.4	2.2	1.2



**KELLY OUBRE JR.**  
6-7 | 205 | Phoenix | KU from 2014-15

2018-19 STATS			
PPG	APG	RPG	PER
14.3	1.1	4.5	14.48


CAREER		
PPG	APG	RPG
9.0	0.8	3.6



**JOSH JACKSON**  
6-8 | 200 | Phoenix | KU from 2016-17

2018-19 STATS			
PPG	APG	RPG	PER
11.1	2.3	4.2	10.56


CAREER		
PPG	APG	RPG
12.2	1.9	4.4



**WAYNE SELDEN JR.**  
6-5 | 230 | Chicago | KU from 2013-16

2018-19 STATS			
PPG	APG	RPG	PER
6.2	1.3	1.7	8.41

CAREER		
PPG	APG	RPG
7.1	1.5	1.6



**FRANK MASON III**  
5-11 | 190 | Sacramento | KU from 2014-17

2018-19 STATS			
PPG	APG	RPG	PER
4.9	2.4	1.1	12.75


CAREER		
PPG	APG	RPG
6.7	2.7	2.0



**ANDREW WIGGINS**  
6-8 | 194 | Minnesota | KU from 2013-14

2018-19 STATS			
PPG	APG	RPG	PER
17.7	2.4	4.9	12.05

CAREER		
PPG	APG	RPG
19.4	2.1	4.2



**MARCUS MORRIS**  
6-9 | 235 | Boston | KU from 2009-11

2018-19 STATS			
PPG	RPG	BLKPG	PER
14.5	6.1	0.3	15.52

CAREER		
PPG	RPG	BLKPG
11.5	4.6	0.3

PER or Player Efficiency Ranking is the overall rating of a player's per-minute statistical production. The league average is 15.00.

## NBA JAYHAWKS SCHEDULE (MARCH 8-10)

### FRIDAY, MARCH 8

Away	Home	Time (CT)	TV
Washington	Charlotte	6:00 PM	ESPN
Detroit	Chicago	7:00 PM	
Philadelphia	Houston	7:00 PM	
Toronto	New Orleans	7:00 PM	
Oklahoma City	Clippers	9:30 PM	

### SATURDAY, MARCH 9

Away	Home	Time (CT)	TV
Sacramento	New York	11:00 AM	NBCSN
Washington	Minnesota	7:00 PM	
Charlotte	Milwaukee	8:00 PM	
Phoenix	Portland	9:00 PM	

### SUNDAY, MARCH 10

Away	Home	Time (CT)	TV
Chicago	Detroit	11:00 AM	NBCSN
Indiana	Philadelphia	2:30 PM	
New Orleans	Atlanta	5:00 PM	
New York	Minnesota	7:00 PM	
Phoenix	Golden State	7:30 PM	



## JAYHAWKS CURRENTLY IN THE NBA (11)

PLAYER	YEARS AT KU	NBA SEASON	CURRENT TEAM
Check Diallo	2015-16	3rd	New Orleans
Joel Embiid	2013-14	4th	Philadelphia
Devonte' Graham	2015-18	1st	Charlotte
Josh Jackson	2016-17	2nd	Phoenix
Frank Mason III	2014-17	2nd	Sacramento
Marcus Morris	2009-11	8th	Boston
Markieff Morris	2009-11	8th	Oklahoma City
Svi Mykhailiuk	2015-18	1st	Detroit
Kelly Oubre Jr.	2014-15	4th	Phoenix
Wayne Selden Jr.	2013-16	3rd	Chicago
Andrew Wiggins	2013-14	5th	Minnesota

## JAYHAWKS IN THE NBA DRAFT (Bill Self era)

YEAR	PLAYER	ROUND / OVERALL	TEAM
2005	Wayne Simien	1st / 29th	Miami
2007	Julian Wright *	1st / 13th	New Orleans
2008	Brandon Rush *	1st / 13th	Portland
2008	Darrell Arthur	1st / 27th	New Orleans
2008	Mario Chalmers	2nd / 34th	Minnesota
2008	Darnell Jackson	2nd / 52nd	Miami
2008	Sasha Kaun	2nd / 56th	Seattle
2010	Xavier Henry *	1st / 12th	Memphis
2010	Cole Aldrich *	1st / 11th	New Orleans
2011	Marcus Morris *	1st / 13th	Houston
2011	Markieff Morris *	1st / 14th	Phoenix
2011	Josh Selby	2nd / 49th	Memphis
2012	Thomas Robinson *	1st / 5th	Sacramento
2012	Tyshawn Taylor	2nd / 41st	Portland
2013	Ben McLemore *	1st / 7th	Sacramento
2013	Jeff Withey	2nd / 39th	Portland
2014	Andrew Wiggins *	1st / 1st	Cleveland
2014	Joel Embiid *	1st / 3rd	Philadelphia
2015	Kelly Oubre Jr.	1st / 15th	Atlanta
2016	Check Diallo	2nd / 33rd	New Orleans
2017	Josh Jackson *	1st / 4th	Phoenix
2017	Frank Mason III	2nd / 34th	Sacramento
2018	Devonte' Graham	2nd / 34th	Charlotte
2018	Svi Mykhailiuk	2nd / 47th	Los Angeles

\* - lottery pick (top 14)

## QUICK FACTS - JAYHAWKS IN THE NBA

- 74 Jayhawks have competed at the NBA level, including 28 who were coached by **Bill Self** at KU and 12 currently in the league.
- **Bill Self** has coached 24 NBA Draft picks at KU, including 10 lottery picks.
- 33 Jayhawks have been picked in the first round of the NBA Draft.
- 12 Jayhawks have won 18 NBA titles, most recently Sasha Kaun with the 2015-16 Cleveland Cavaliers.
- Three Jayhawks have earned NBA Finals MVP honors: **Wilt Chamberlain** (1972, L.A. Lakers), **Jo Jo White** (1976, Boston) and **Paul Pierce** (2008, Boston).
- **Wilt Chamberlain** earned NBA MVP honors four times (1960, 1966, 1967, 1968) in his 15-year NBA career.
- 16 Jayhawks have had NBA careers lasting 10 seasons or longer.



# BILL SELF

## HEAD COACH

Oklahoma State '85  
16th Season at Kansas  
26th Season Overall

**Family:** Cindy (wife), Lauren (daughter),  
Tyler (son), Ella (granddaughter)

### CAREER RECORD // YEAR-BY-YEAR

YEAR	OVERALL W-L / %	CONF. W-L / %	NOTE
<b>ORAL ROBERTS (1993-97)</b>			
1993-94	6-21 .222	- -	None
1994-95	10-17 .370	- -	None
1995-96	18-9 .667	- -	None
1996-97	21-7 .750	- -	NIT
<b>TULSA (1997-2000)</b>			
1997-98	19-12 .613	9-5 .643	3rd WAC
1998-99	23-10 .697	9-5 .643	t-1st WAC / NCAA Rnd of 32
1999-00	32-5 .865	12-2 .857	1st WAC / NCAA Elite Eight
<b>ILLINOIS (2000-03)</b>			
2000-01	27-8 .771	13-3 .813	t-1st Big Ten / NCAA Elite Eight
2001-02	26-9 .743	11-5 .688	t-1st Big Ten / NCAA Sweet 16
2002-03	25-7 .781	11-5 .688	* 2nd Big Ten / NCAA Rnd of 32
<b>KANSAS (2003-present)</b>			
2003-04	24-9 .727	12-4 .750	2nd Big 12 / NCAA Elite Eight
2004-05	23-7 .767	12-4 .750	t-1st Big 12 / NCAA Rnd of 64
2005-06	25-8 .758	13-3 .813	* t-1st Big 12 / NCAA Rnd of 64
2006-07	33-5 .868	14-2 .875	* 1st Big 12 / NCAA Elite Eight
2007-08	37-3 .925	13-3 .813	* t-1st Big 12 / NCAA Champions
2008-09	27-8 .771	14-2 .875	1st Big 12 / NCAA Sweet 16
2009-10	33-3 .917	15-1 .938	* 1st Big 12 / NCAA Rnd of 32
2010-11	35-3 .921	14-2 .875	* 1st Big 12 / NCAA Elite Eight
2011-12	32-7 .821	16-2 .889	1st Big 12 / NCAA Runner-Up
2012-13	31-6 .838	14-4 .778	* t-1st Big 12 / NCAA Sweet 16
2013-14	25-10 .714	14-4 .778	1st Big 12 / NCAA Rnd of 32
2014-15	27-9 .750	13-5 .722	1st Big 12 / NCAA Rnd of 32
2015-16	33-5 .868	15-3 .833	* 1st Big 12 / NCAA Elite Eight
2016-17	31-5 .861	16-2 .889	1st Big 12 / NCAA Elite Eight
2017-18	31-8 .795	13-5 .722	* 1st Big 12 / NCAA Final Four
2018-19	22-8 .733	11-6 .647	
<b>TOTAL</b>	<b>676-209 .764</b>	<b>284-77 .787</b>	
<b>KANSAS</b>	<b>469-104 .818</b>	<b>218-52 .807</b>	22 Big 12 titles (14 reg. season, 8 tourney)
ILLINOIS	78-24 .765	35-13 .729	Three Big Ten titles (2 reg. season, 1 tourney)
TULSA	74-27 .733	30-12 .714	Two WAC titles / 4-2 NCAA tourney record
ORU	55-54 .505	- -	

\* - won conference tournament

Note - Oral Roberts was independent during Self's tenure, so all games played at ORU were nonconference.

### KANSAS RECORD // HOME-ROAD-NEUTRAL

	W	L	%
HOME (AFH) AT KU	249	13	.950
HOME (SPRINT CENTER) AT KU *	9	3	.750
ROAD AT KU	109	55	.665
NEUTRAL AT KU	102	33	.756
<b>TOTAL</b>	<b>469</b>	<b>104</b>	<b>.818</b>

\* Since 2007-08, regular-season games played at Sprint Center on the KU season-ticket package are considered home games.

In Conference Tournament (at Kansas)	39-12 (30-7)
In NCAA Tournament (at Kansas)	47-19 (37-14)
In Postseason Play (at Kansas)	86-31 (67-21)
In Overtime (at Kansas)	30-13 (23-9)

### NATIONAL CHAMPION

2008



### CONFERENCE CHAMPION

18 REGULAR SEASON TITLES  
9 TOURNAY TITLES

### HALL OF FAME

CLASS OF 2017 INDUCTEE



### TROPHY CASE

- **NCAA Championship title** (2008)
- **NCAA Final Four** (2008, 2012, 2018)
- **18 Regular Season Conference Titles:** 2 at Tulsa (1999, 2000); 2 at Illinois (2001, 2002); 14 at Kansas (2005, 2006, 2007, 2008, 2009, 2010, 2011, 2012, 2013, 2014, 2015, 2016, 2017, 2018)
- **9 Conference Tournament Titles:** 1 at Illinois (2003); 8 at Kansas (2006, 2007, 2008, 2010, 2011, 2013, 2016, 2018)

### CAREER HONORS

- **Naismith Memorial Basketball Hall of Fame**  
*Class of 2017 inductee*
- **National Coach of the Year** - 2000 (*Sporting News*; Wooden), 2009 (Yahoo! Sports; *Sporting News*; Athlon Sports; CBSSports.com; USBWA; AP; CBS/Chevrolet; ESPN.com), 2012 (*Sporting News*; Adolph Rupp; Naismith), 2016 (AP, Bleacher Report, *USA Today*)
- **Conference Coach of the Year** - 2000 (WAC), 2006 (Big 12), 2009 (Big 12), 2011 (Big 12), 2012 (co-Big 12), 2015 (Big 12 by AP), 2016 (Big 12 by AP), 2017 (Big 12), 2018 (co-Big 12 and AP)
- **Wooden Award "Legends of Coaching"** - 2013
- **Oklahoma Sports Hall of Fame** - 2013 induction
- **Wayman Tisdale Humanitarian Award** (USBWA) - 2014
- **Mannie Jackson - Basketball's Human Spirit Award** (Naismith Hall of Fame) - 2015
- **Winged Foot Award** (for national champion coach) - 2008
- **Naismith Coach of the Year Finalist** (Atlanta Tipoff Club) - 2000, 2001, 2002, 2003, 2009, 2012, 2017

### NOTES

- Bill Self was named the eighth coach in Kansas basketball history on April 21, 2003.
- In September 2017, Self was inducted into the Naismith Memorial Basketball Hall of Fame in Springfield, Massachusetts.
- Self won his 600th career game on Dec. 6, 2016, with KU's 105-62 win against UMKC. He became the 46th coach in NCAA Division I to accomplish the feat and the ninth fastest.
- While at Kansas, Self has won a national championship, a KU- and NCAA-record 14-straight regular-season Big 12 Conference titles and eight league tournament championships.
- At Kansas, Self has won more regular-season league titles (14) than he has home losses (13) in Allen Fieldhouse. With KU's win versus Siena (11/18/16), Self became the winningest coach in Allen Fieldhouse, posting his 207th victory in the venue.
- In his first trip to the Final Four in 2008, Self's team won the title. Self is one of 11 active coaches in NCAA Division I to have won a national title. Kansas' 14-straight conference titles (2005-18) is the longest streak in NCAA Division I history.
- In Self's first 15 seasons at Kansas, he has coached 11 NBA Lottery selections including Andrew Wiggins and Joel Embiid, the No. 1 and No. 3 overall selections in the 2014 NBA Draft. Wiggins was the second-ever Jayhawk to go No. 1 with the other being Danny Manning in 1988.
- Self has guided his teams to 20-straight 23-win seasons dating back to 1998-99.
- Self's teams have won 18 league crowns in the last 20 years, including the 2018 title. The other two seasons resulted in runner-up conference finishes.
- Kansas' four-straight 30-win seasons from 2009-10 to 2012-13 are the most consecutive 30-win seasons in NCAA history (note: Memphis did it from 2006-09 yet later vacated the 2008 season).
- Self was the head coach for Team USA's U18 team that competed and won gold at the 2018 FIBA Americas Championship held in St. Catherines, Canada, in the summer of 2018.
- Self is one of five coaches in NCAA Division I history to have led three different teams - Tulsa, Illinois and Kansas - to the NCAA Elite Eight, including seven times with KU (2004-07-08-11-12-16-17). The other coaches are: Gene Bartow, John Calipari, Rick Pitino and Eddie Sutton.
- A 1985 graduate of Oklahoma State, Self began his coaching career as a graduate assistant at Kansas in 1985-86 under head coach Larry Brown. He then returned to his alma mater as an assistant for seven seasons under coaches Leonard Hamilton and Eddie Sutton. His first head coaching job was at Oral Roberts in 1993-94, then Tulsa (1997-98), Illinois (2000-03) and Kansas (2003-present).

# MARCUS GARRETT

Sophomore • Guard • 6-5 • 195 • Dallas, Texas • Skyline HS



## SEASON STATS

PPG	RPG	APG	FG%	3FG%	FT%
7.2	3.6	2.0	42%	24%	61%

## LAST GAME AT OKLAHOMA (3.5.19)

MIN	PTS	REBS	ASTS	BLKS	STLS
26	8	5	0	0	0

**2017-18:** Pulled down five or more rebounds in 12 games ... Had 12 games with multiple steals in 2017-18 ... Scored in double figures five times ... Recorded two double-doubles ... Had seven starts with six in Big 12 play ... Had a season-high 13 points vs. Texas Southern (11/21) ... co-Big 12 Newcomer of the Week (11/7) ... 2017 Texas HS Gatorade Player of the Year.

## CAREER HONORS

Co-Big 12 Newcomer of the Week (11.13.17)

## CAREER HIGHS

Points	20	vs. Texas (1.14.19)
Field Goals	8	vs. Iowa State (1.21.19) vs. Texas (1.14.19)
Field Goal Att.	13	vs. Marquette (11.21.18)
3PT Field Goals	3	vs. Texas (1.14.19) vs. Texas Southern (11.21.17)
3PT Field Goal Att.	5	at Oklahoma (3.5.19) vs. Texas Southern (11.21.17)
Free Throws	7	at Arizona State (12.22.18)
Free Throw Att.	8	at Arizona State (12.22.18) vs. Baylor (1.20.18)
Rebounds	11	vs. Texas Southern (11.21.17)
Assists	5	3x, last vs. Oklahoma (1.2.19)
Blocks	2	vs. Marquette (11.21.18) vs. Texas Southern (11.21.17)
Steals	6	at West Virginia (1.19.19)
Minutes	39	vs. Iowa State (1.21.19)

## MISCELLANEOUS

	FR	SO	CAREER
Double-Doubles	2	-	2
10+ Points	5	5	10
20+ Points	0	1	1
5+ Rebounds	12	9	21
10+ Rebounds	2	-	2
5+ Assists	0	3	3
2+ 3PT Field Goals	2	2	4
2+ Steals	12	11	23
2+ Blocks	1	1	2
Led Team in Pts.	0	1	1
Led Team in Rebs.	4	-	4
Led Team in Assists	0	5	5
Led Team in Steals	8	9	17
Led Team in Blocks	2	5	7

## 2018-19 GAME-BY-GAME

OPPONENT (Date)	MP	FG-A	PCT	3PT-A	PCT	FT-A	PCT	O-D-T	PF	A	TO	BLK	ST	TP
vs. Michigan State (11.6)	14	1-3	.333	0-0	---	2-2	1.000	0-1-1	4	2	0	0	0	4
VERMONT (11.12)	26	1-6	.167	0-1	.000	2-2	1.000	1-4-5	1	3	0	0	2	4
LOUISIANA (11.16)	24	1-3	.333	0-2	.000	4-6	.667	1-1-2	0	5	2	0	1	6
vs. Marquette (11.21)	28	4-13	.308	1-3	.333	2-5	.400	1-2-3	0	0	0	2	1	11
vs. Tennessee (11.23)	DNP - INJURED													
STANFORD (12.1)	33	2-5	.400	0-0	---	0-0	---	0-1-1	0	1	2	0	4	4
^WOFFORD (12.4)	30	2-6	.333	1-4	.250	2-3	.667	0-7-7	1	3	0	1	2	7
^NEW MEXICO STATE (12.8)	31	4-7	.571	2-4	.500	0-2	.000	1-2-3	3	2	1	0	0	10
^VILLANOVA (12.15)	37	0-4	.000	0-2	.000	1-2	.500	3-1-4	1	3	1	1	4	1
^SOUTH DAKOTA (12.18)	29	3-4	.750	0-1	.000	1-2	.500	0-5-5	0	5	0	0	3	7
^at Arizona State (12.22)	22	0-5	.000	0-1	.000	7-8	.875	3-3-6	3	1	1	0	1	7
EASTERN MICHIGAN (12.29)	18	0-2	.000	0-2	.000	1-2	.500	0-4-4	1	3	3	0	0	1
OKLAHOMA (1.2)	28	1-3	.333	0-1	.000	3-4	.750	0-1-1	2	5	1	0	1	5
^at Iowa State (1.5)	30	4-8	.500	0-1	.000	0-0	---	2-2-4	1	0	1	0	0	8
^TCU (1.9)	35	3-8	.375	0-0	---	2-3	.667	1-3-4	1	3	0	0	2	8
^at Baylor (1.12)	25	1-2	.500	0-0	---	2-4	.500	1-2-3	4	4	2	1	0	4
^TEXAS (1.14)	35	8-11	.727	3-4	.750	1-4	.250	0-2-2	2	3	2	1	3	20
^at West Virginia (1.19)	34	6-12	.500	0-2	.000	3-4	.750	0-2-2	4	3	1	0	6	15
^IOWA STATE (1.21)	39	8-12	.667	0-0	---	0-3	.000	1-4-5	2	0	2	1	3	16
^at Kentucky (1.26)	32	1-9	.111	0-2	.000	2-2	1.000	1-4-5	4	0	3	1	2	4
^at Texas (1.29)	26	1-4	.250	0-1	.000	0-0	---	2-3-5	2	1	1	0	0	2
TEXAS TECH (2.2)	DNP -- INJURED													
at Kansas State (2.5)	DNP -- INJURED													
OKLAHOMA STATE (2.9)	DNP -- INJURED													
at TCU (2.11)	DNP -- INJURED													
WEST VIRGINIA (2.16)	DNP -- INJURED													
at Texas Tech (2.23)	22	4-6	.667	1-1	1.000	0-0	---	0-0-0	2	0	0	0	0	9
KANSAS STATE (2.25)	27	2-4	.500	2-4	.500	0-1	.000	1-3-4	2	0	2	1	2	6
at Oklahoma State (3.2)	27	2-3	.667	0-1	.000	2-2	1.000	2-4-6	0	0	0	0	1	6
at Oklahoma (3.5)	26	4-10	.400	0-5	.000	0-0	---	2-3-5	2	0	3	0	0	8
BAYLOR (3.9)	DNP -- INJURED													
<b>TOTAL</b>	<b>678</b>	<b>63-150</b>	<b>.420</b>	<b>10-42</b>	<b>.238</b>	<b>37-61</b>	<b>.607</b>	<b>23-64-87</b>	<b>42</b>	<b>47</b>	<b>28</b>	<b>9</b>	<b>38</b>	<b>173</b>

^ Starter

## CAREER YEAR-BY-YEAR STATISTICS

SEASON	GP	GS	MIN	AVG	FG	FGA	PCT	3FG	3FGA	PCT	FT	FTA	PCT	OFF	DEF	TOT	AVG	PF	FO	AST	TO	BLK	STL	PTS	AVG
2017-18	39	7	748	19.2	62	136	.456	12	45	.267	25	51	.490	36	95	131	3.4	60	0	44	30	8	35	161	4.1
2018-19	24	13	678	28.3	63	150	.420	10	42	.238	37	61	.607	23	64	87	3.6	42	0	47	28	9	38	173	7.2
<b>TOTAL</b>	<b>63</b>	<b>20</b>	<b>1426</b>	<b>22.6</b>	<b>125</b>	<b>286</b>	<b>.437</b>	<b>22</b>	<b>87</b>	<b>.253</b>	<b>62</b>	<b>112</b>	<b>.554</b>	<b>59</b>	<b>159</b>	<b>218</b>	<b>3.5</b>	<b>102</b>	<b>0</b>	<b>91</b>	<b>58</b>	<b>17</b>	<b>73</b>	<b>334</b>	<b>5.3</b>

## BIG 12 ONLY YEAR-BY-YEAR STATISTICS

SEASON	GP	GS	MIN	AVG	FG	FGA	PCT	3FG	3FGA	PCT	FT	FTA	PCT	OFF	DEF	TOT	AVG	PF	FO	AST	TO	BLK	STL	PTS	AVG
2017-18	18	6	347	19.3	32	62	.516	6	17	.353	12	26	.462	16	34	50	2.8	24	0	17	13	2	13	82	4.6
2018-19	12	7	354	29.5	44	83	.530	6	20	.300	13	25	.520	12	29	41	3.4	24	0	19	15	4	18	107	8.9
<b>TOTAL</b>	<b>30</b>	<b>13</b>	<b>701</b>	<b>23.4</b>	<b>76</b>	<b>145</b>	<b>.524</b>	<b>12</b>	<b>37</b>	<b>.324</b>	<b>25</b>	<b>51</b>	<b>.490</b>	<b>28</b>	<b>63</b>	<b>91</b>	<b>3.0</b>	<b>48</b>	<b>0</b>	<b>36</b>	<b>28</b>	<b>6</b>	<b>31</b>	<b>189</b>	<b>6.3</b>



# DEDRIC LAWSON (DEE-drick)

RS-Junior • Forward • 6-9 • 235 • Memphis, Tenn. • Hamilton HS • Memphis

## SEASON STATS

PPG	RPG	APG	FG%	3FG%	FT%
19.0	10.5	1.8	49%	37%	80%

## LAST GAME AT OKLAHOMA (3.5.19)

MIN	PTS	REBS	ASTS	BLKS	STLS
27	18	11	0	0	1

A transfer from Memphis who sat out the 2017-18 season due to NCAA rules ... Has two years of eligibility remaining beginning in the 2018-19 season ... A double-double machine having 36 in two seasons while at Memphis (17 as a freshman and 19 as a sophomore) ... Led Memphis in scoring both his freshman and sophomore seasons.

## CAREER HONORS

- Karl Malone Power Forward of the Year Award Finalist (1 of 5)
- Naismith Trophy Semifinalist (1 of 10)
- Naismith Trophy Midseason Team (1 of 30)
- Karl Malone Power Forward of the Year Award Watch List (1 of 10)
- Oscar Robertson Trophy Final Midseason Watch List (1 of 12)
- The Sporting News Midseason All-America First Team
- Wooden Award Midseason Watch List (1 of 25)
- 3x Big 12 Player of the Week (11.12, 11.26, 12.26)
- 5x Big 12 Newcomer of the Week (12.2, 12.17, 1.14, 1.28, 2.1)
- Oscar Robertson Midseason Watch List (1 of 20)
- NIT Season Tip-Off Most Valuable Player
- Wooden Award Preseason Watch List (1 of 50)
- NABC Player of the Year candidate (1 of 20)
- Preseason Associated Press All-America
- Karl Malone Power Forward of the Year Award Candidate (1 of 20)
- Preseason All-Big 12 First Team

- AT MEMPHIS:** All-American Athletic Conference First Team [2016-17]; NABC All-District Team [2016-17]; Colleg Insider.com Freshman All-America Team [2016]; American Athletic Conference Rookie of the Year [2015-16]; NABC All-District Team [2015-16]; American Athletic Conference All-Tournament Team [2016]; All-American Athletic Conference Second Team [2015-16]

## CAREER HIGHS (\*AT MEMPHIS)

Points	*35	vs. Iowa (11.26.16)
Field Goals	*15	vs. Iowa (11.26.16)
Field Goal Att.	*22	2x, last vs. Temple (2.12.17)
3PT Field Goals	*4	at Tulsa (1.11.17)
3PT Attempts	*9	at Tulsa (1.11.17)
Free Throws	*14	at UCF (2.4.17)
Free Throw Att.	*14	at UCF (2.4.17)
Rebounds	*16	at Tulane (2.13.16)
Assists	*8	vs. So. Carolina (12.30.16)
Blocks	*8	vs. UAB (12.10.16)
Steals	5	at Baylor (1.12.19)
Minutes	41	vs. Tennessee (11.23.18)

## MISCELLANEOUS (\*AT MEMPHIS)

	*FR	*SO	R-JR	CAREER
Double-Doubles	17	19	19	55
10+ Points	26	30	28	84
20+ Points	11	15	14	40
30+ Points	-	1	2	3
5+ Rebounds	28	32	27	88
10+ Rebounds	19	20	19	58
3+ Assists	17	18	8	43
2+ 3PT Field Goals	8	8	8	24
2+ Steals	10	13	10	33
2+ Blocks	14	17	8	40
Led Team in Pts.	14	16	16	46
Led Team in Rebs.	21	19	23	53
Led Team in Assists	10	7	6	23
Led Team in Steals	5	10	6	21
Led Team in Blocks	15	25	14	54

## CAREER YEAR-BY-YEAR STATISTICS (\*AT MEMPHIS)

SEASON	GP	GS	MIN	AVG	FG	FGA	PCT	3FG	3FGA	PCT	FT	FTA	PCT	OFF	DEF	TOT	AVG	PF	FO	AST	TO	BLK	STL	PTS	AVG
2015-16*	33	32	1062	32.2	182	445	.409	28	80	.350	129	182	.709	104	203	307	9.3	86	2	84	104	55	39	521	15.8
2016-17*	32	32	1104	34.5	216	469	.461	30	111	.270	152	205	.741	92	225	317	9.9	81	1	105	76	68	41	614	19.2
2018-19	30	30	978	32.6	203	412	.493	27	74	.365	136	171	.795	92	222	314	10.5	81	3	55	68	30	36	569	19.0
<b>TOTAL</b>	<b>95</b>	<b>94</b>	<b>3144</b>	<b>33.1</b>	<b>601</b>	<b>1326</b>	<b>.453</b>	<b>85</b>	<b>265</b>	<b>.321</b>	<b>417</b>	<b>558</b>	<b>.747</b>	<b>288</b>	<b>650</b>	<b>938</b>	<b>9.9</b>	<b>248</b>	<b>6</b>	<b>244</b>	<b>248</b>	<b>153</b>	<b>116</b>	<b>1704</b>	<b>17.9</b>

## BIG 12 ONLY YEAR-BY-YEAR STATISTICS

SEASON	GP	GS	MIN	AVG	FG	FGA	PCT	3FG	3FGA	PCT	FT	FTA	PCT	OFF	DEF	TOT	AVG	PF	FO	AST	TO	BLK	STL	PTS	AVG
2018-19	17	17	562	33.1	111	230	.483	21	51	.412	71	91	.780	51	119	170	10.0	40	2	23	43	19	22	314	18.5
<b>TOTAL</b>	<b>17</b>	<b>17</b>	<b>562</b>	<b>33.1</b>	<b>111</b>	<b>230</b>	<b>.483</b>	<b>21</b>	<b>51</b>	<b>.412</b>	<b>71</b>	<b>91</b>	<b>.780</b>	<b>51</b>	<b>119</b>	<b>170</b>	<b>10.0</b>	<b>40</b>	<b>2</b>	<b>23</b>	<b>43</b>	<b>19</b>	<b>22</b>	<b>314</b>	<b>18.5</b>

## 2018-19 GAME-BY-GAME

OPPONENT (Date)	MP	FG-A	PCT	3PT-A	PCT	FT-A	PCT	O-D-T	PF	A	TO	BLK	ST	TP
*vs. Michigan State (11.6)	38	5-18	.278	0-2	.000	10-12	.833	4-10-14	2	6	2	2	2	20
*VERMONT (11.12)	19	0-6	.000	0-0	---	0-0	---	1-6-7	4	2	3	0	1	0
*LOUISIANA (11.16)	27	6-11	.545	0-1	.000	7-10	.700	4-2-6	3	3	5	0	1	19
*vs. Marquette (11.21)	33	9-16	.563	1-1	1.000	7-7	1.000	4-8-12	3	3	1	2	0	26
*vs. Tennessee (11.23)	41	9-16	.563	0-2	.000	6-11	.545	5-8-13	3	5	2	0	1	24
*STANFORD (12.1)	36	7-16	.438	0-1	.000	10-11	.909	4-11-15	5	2	2	0	2	24
*WOFFORD (12.4)	35	10-17	.588	0-4	.000	0-0	---	2-6-8	2	1	1	3	2	20
*NEW MEXICO STATE (12.8)	31	8-15	.533	1-2	.500	3-5	.600	5-5-10	0	1	2	1	1	20
*VILLANOVA (12.15)	38	10-15	.667	1-2	.500	7-9	.778	2-10-12	4	1	0	0	0	28
*SOUTH DAKOTA (12.18)	26	7-11	.636	0-3	.000	2-2	1.000	2-12-14	3	0	3	1	3	16
*at Arizona State (12.22)	31	12-15	.800	1-2	.500	5-5	1.000	2-12-14	4	1	2	1	0	30
*EASTERN MICHIGAN (12.29)	22	2-8	.250	0-0	---	4-4	1.000	2-2-4	4	5	1	0	0	8
*OKLAHOMA (1.2)	37	6-17	.353	0-3	.000	1-1	1.000	4-11-15	2	1	1	3	0	13
*at Iowa State (1.5)	32	5-11	.455	0-1	.000	3-6	.500	2-10-12	3	3	6	1	0	13
*TCU (1.9)	35	10-19	.526	2-4	.500	9-13	.692	6-8-14	1	0	3	0	3	31
*at Baylor (1.12)	32	7-12	.583	0-0	---	3-6	.500	1-2-3	2	1	4	5	5	17
*TEXAS (1.14)	26	6-8	.750	0-0	---	5-8	.625	0-8-8	3	0	0	0	0	17
*at West Virginia (1.19)	34	5-11	.455	0-1	.000	5-6	.833	4-7-11	1	0	3	1	1	15
*IOWA STATE (1.21)	38	13-17	.765	2-2	1.000	1-2	.500	7-8-15	3	1	4	1	0	29
*at Kentucky (1.26)	39	7-18	.389	2-3	.667	4-4	1.000	4-11-15	4	2	1	1	1	20
*at Texas (1.29)	34	4-15	.267	1-5	.200	4-4	1.000	1-6-7	2	1	2	2	3	13
*TEXAS TECH (2.2)	28	9-14	.643	3-3	1.000	4-5	.800	2-8-10	5	0	0	2	0	25
*at Kansas State (2.5)	40	6-15	.400	1-5	.200	5-6	.833	3-6-9	4	1	4	2	2	18
*OKLAHOMA STATE (2.9)	39	10-17	.588	3-6	.500	2-2	1.000	2-5-7	2	5	2	0	1	25
*at TCU (2.11)	35	6-16	.375	2-5	.400	0-1	.000	5-5-10	5	2	5	0	0	14
*WEST VIRGINIA (2.16)	32	4-8	.500	2-3	.667	4-4	1.000	0-4-4	0	2	1	0	1	14
*at Texas Tech (2.23)	26	3-8	.375	1-1	1.000	7-8	.875	2-3-5	3	1	2	1	0	14
*KANSAS STATE (2.25)	33	6-20	.300	0-4	.000	6-6	1.000	5-9-14	1	5	1	1	2	18
*at Oklahoma State (3.2)	34	5-11	.455	1-1	1.000	9-9	1.000	4-11-15	1	0	4	0	3	20
*at Oklahoma (3.5)	27	6-11	.545	3-7	.429	3-4	.750	3-8-11	2	0	1	0	1	18
BAYLOR (3.9)														
<b>TOTAL</b>	<b>978</b>	<b>203-412</b>	<b>.493</b>	<b>27-74</b>	<b>.365</b>	<b>136-171</b>	<b>.795</b>	<b>92-222-314</b>	<b>81</b>	<b>55</b>	<b>68</b>	<b>30</b>	<b>36</b>	<b>569</b>

\* Starter



# CHARLIE MOORE

RS-Sophomore • Guard • 5-11 • 180 • Chicago, Ill. • Morgan Park HS • California

## SEASON STATS

PPG	RPG	APG	FG%	3FG%	FT%
3.2	1.0	1.3	29%	28%	71%

## LAST GAME AT OKLAHOMA (3.5.19)

MIN	PTS	REBS	ASTS	BLKS	STLS
9	3	0	2	0	0

A transfer from California following the 2016-17 season ... Sat out 2017-18 due to transfer rules ... One of 28 invited to tryout for the USA Basketball U19 team in the summer of 2017 ... Started all 34 games while at California during his freshman year in 2016-17 ... Averaged 28.8 minutes, 12.2 points and 3.5 assists while at California ... Scored 10 or more points in 22 games, including four 20-point efforts his freshman year at California.

## CAREER HONORS

Academic All-Big 12 First Team [2018-19]  
 Pac-12 All-Freshman Honorable Mention [2016-17]  
 Pac-12 Player of the Week [11.21.16]

## CAREER HIGHS (\*AT CALIFORNIA)

Points	*38	vs. UC Irvine (11.16.16)
Field Goals	*10	vs. UC Irvine (11.16.16)
Field Goal Att.	*20	vs. UC Irvine (11.16.16)
3PT Field Goals	6	vs. South Dakota (12.18.18)
3-Point Att.	9	vs. South Dakota (12.18.18)
Free Throws	*15	vs. UC Irvine (11.16.16)
Free Throw Att.	*17	vs. UC Irvine (11.16.16)
Rebounds	*6	vs. Oregon State (2.24.17)
	*6	at Oregon (1.19.17)
Assists	*8	vs. Colorado (2.5.17)
	*8	vs. Stanford (1.29.17)
Blocks	1	vs. Kansas State (2.25.19)
		vs. Wofford (12.4.18)
Steals	*4	vs. UC Davis (12.10.16)
Minutes	*41	vs. Utah (2.2.17)

## MISCELLANEOUS (\*AT CALIFORNIA)

	*FR	R-SO	CAREER
Double-Doubles	-	-	0
10+ Points	22	1	23
20+ Points	4	-	4
5+ Rebounds	2	-	2
5+ Assists	9	1	10
10+ Assists	-	-	0
2+ 3PT Field Goals	11	4	15
2+ Steals	8	4	12
2+ Blocks	-	-	0
Led Team in Pts.	6	1	7
Led Team in Rebs.	1	-	1
Led Team in Assists	21	1	22
Led Team in Steals	14	2	16
Led Team in Blocks	0	-	0

## 2018-19 GAME-BY-GAME

OPPONENT (Date)	MP	FG-A	PCT	3PT-A	PCT	FT-A	PCT	O-D-T	PF	A	TO	BLK	ST	TP
vs. Michigan State (11.6)	11	0-1	.000	0-1	.000	1-2	.500	2-1-3	3	0	0	0	0	1
VERMONT (11.12)	21	3-6	.500	1-3	.333	0-0	---	0-1-1	2	2	0	0	1	7
LOUISIANA (11.16)	21	0-5	.000	0-3	.000	0-0	---	0-4-4	2	3	1	0	0	0
vs. Marquette (11.21)	14	0-0	---	0-0	---	0-0	---	0-1-1	0	0	0	0	1	0
vs. Tennessee (11.25)	32	3-10	.300	1-4	.250	2-2	1.000	0-1-1	1	2	1	0	0	9
STANFORD (12.1)	16	0-1	.000	0-1	.000	3-4	.750	0-0-0	2	3	0	0	0	3
WOFFORD (12.4)	16	2-8	.250	0-5	.000	0-0	---	0-0-0	1	0	0	1	0	4
*NEW MEXICO STATE (12.8)	24	2-7	.286	1-5	.200	0-0	---	1-0-1	2	1	1	0	3	5
VILLANOVA (12.15)	17	0-1	.000	0-0	---	2-2	1.000	0-1-1	3	0	3	0	0	2
SOUTH DAKOTA (12.18)	21	6-9	.667	6-9	.667	0-0	---	0-0-0	1	4	1	0	2	18
at Arizona State (12.22)	16	1-5	.200	1-3	.333	0-0	---	0-1-1	1	0	2	0	2	3
EASTERN MICHIGAN (12.29)	13	2-4	.500	2-4	.500	0-0	---	0-0-0	2	1	3	0	1	6
OKLAHOMA (1.2)	13	0-4	.000	0-1	.000	2-4	.500	1-2-3	1	1	0	0	1	2
at Iowa State (1.5)	19	1-5	.200	0-2	.000	0-0	---	2-1-3	1	2	0	0	0	2
TCU (1.9)	4	0-3	.000	0-1	.000	0-0	---	0-0-0	0	1	0	0	1	0
at Baylor (1.12)	6	0-2	.000	0-1	.000	0-0	---	0-0-0	0	0	0	0	0	0
TEXAS (1.14)	3	0-1	.000	0-1	.000	0-0	---	0-0-0	0	0	0	0	0	0
at West Virginia (1.19)	3	0-1	.000	0-0	---	0-0	---	0-1-1	0	0	0	0	0	0
IOWA STATE (1.21)	2	0-0	---	0-0	---	0-0	---	0-0-0	0	0	0	0	1	0
at Kentucky (1.26)								DNP						
at Texas (1.29)	6	0-0	---	0-0	---	0-0	---	0-0-0	1	0	0	0	0	0
TEXAS TECH (2.2)	15	1-5	.200	0-3	.000	0-0	---	0-1-1	1	6	2	0	0	2
at Kansas State (2.5)	20	3-5	.600	2-4	.500	0-0	---	0-3-3	2	2	3	0	2	8
OKLAHOMA STATE (2.9)	13	2-7	.286	0-4	.000	0-0	---	0-0-0	0	1	0	0	1	4
at TCU (2.11)	13	0-3	.000	0-2	.000	0-0	---	0-1-1	1	1	2	0	1	0
WEST VIRGINIA (2.16)	13	1-4	.250	0-2	.000	0-0	---	0-0-0	0	2	2	0	0	2
at Texas Tech (2.23)	19	3-8	.375	3-7	.429	0-0	---	0-1-1	1	1	2	0	0	9
KANSAS STATE (2.25)	8	1-2	.500	1-1	1.000	0-0	---	0-1-1	0	2	0	1	0	3
at Oklahoma State (3.2)	8	0-0	---	0-0	---	0-0	---	0-1-1	2	1	1	0	0	0
at Oklahoma (3.5)	9	1-3	.333	1-2	.500	0-0	---	0-0-0	1	2	1	0	0	3
BAYLOR (3.9)														
<b>TOTAL</b>	<b>396</b>	<b>32-110</b>	<b>.291</b>	<b>19-69</b>	<b>.275</b>	<b>10-14</b>	<b>.714</b>	<b>6-22-28</b>	<b>31</b>	<b>38</b>	<b>25</b>	<b>2</b>	<b>17</b>	<b>93</b>

^ Starter

## CAREER YEAR-BY-YEAR STATISTICS (\*AT CALIFORNIA)

SEASON	GP	GS	MIN	AVG	FG	FGA	PCT	3FG	3FGA	PCT	FT	FTA	PCT	OFF	DEF	TOT	AVG	PF	FO	AST	TO	BLK	STL	PTS	AVG
2016-17*	34	34	980	28.8	135	348	.388	45	128	.352	99	131	.756	12	55	67	2.0	87	0	120	99	0	37	414	12.2
2017-18																									
2018-19	29	1	396	13.7	32	110	.291	19	69	.275	10	14	.714	6	22	28	1.0	31	0	38	25	2	17	93	3.2
<b>TOTAL</b>	<b>63</b>	<b>35</b>	<b>1376</b>	<b>21.8</b>	<b>167</b>	<b>458</b>	<b>.365</b>	<b>64</b>	<b>197</b>	<b>.325</b>	<b>109</b>	<b>145</b>	<b>.752</b>	<b>18</b>	<b>77</b>	<b>95</b>	<b>1.5</b>	<b>118</b>	<b>0</b>	<b>158</b>	<b>124</b>	<b>2</b>	<b>54</b>	<b>507</b>	<b>8.0</b>

## BIG 12 ONLY YEAR-BY-YEAR STATISTICS

SEASON	GP	GS	MIN	AVG	FG	FGA	PCT	3FG	3FGA	PCT	FT	FTA	PCT	OFF	DEF	TOT	AVG	PF	FO	AST	TO	BLK	STL	PTS	AVG
2018-19	17	0	174	10.2	13	53	.245	7	31	.226	2	4	.500	3	12	15	0.9	11	0	22	13	1	7	35	2.1
<b>TOTAL</b>	<b>17</b>	<b>0</b>	<b>174</b>	<b>10.2</b>	<b>13</b>	<b>53</b>	<b>.245</b>	<b>7</b>	<b>31</b>	<b>.226</b>	<b>2</b>	<b>4</b>	<b>.500</b>	<b>3</b>	<b>12</b>	<b>15</b>	<b>0.9</b>	<b>11</b>	<b>0</b>	<b>22</b>	<b>13</b>	<b>1</b>	<b>7</b>	<b>35</b>	<b>2.1</b>



# QUENTIN GRIMES

Freshman • Guard • 6-5 • 210 • The Woodlands, Texas • College Park HS

## SEASON STATS

PPG	RPG	APG	FG%	3FG%	FT%
7.8	2.4	1.8	39%	34%	55%

## LAST GAME AT OKLAHOMA (3.5.19)

MIN	PTS	REBS	ASTS	BLKS	STLS
26	3	1	0	0	1

A five-star combo guard who did the all-star game circuit following his senior year of high school ... Earned many high school All-American honors and was the state player of the year in Texas ... Ended up ranked No. 8 in the national recruiting rankings ... Has valuable USA Basketball experience, including a gold medal won in 2018 at the FIBA U18 Americas Championship, coached by Bill Self.

## CAREER HONORS

- Big 12 Newcomer of the Week (11.12.18)
- Jerry West Shooting Guard of the Year Candidate (1 of 20)
- Preseason Big 12 Freshman of the Year
- Preseason All-Big 12 Honorable Mention

## CAREER HIGHS

Points	21	vs. Michigan State (11.6.18)
Field Goals	7	at Iowa State (1.5.19) vs. Michigan State (11.6.18)
Field Goal Att.	14	at Iowa State (1.5.19) vs. Michigan State (11.6.18)
3PT Field Goals	6	vs. Michigan State (11.6.18)
3PT Field Goal Att.	10	vs. Michigan State (11.6.18)
Free Throws	6	vs. Eastern Michigan (12.29.18)
Free Throw Att.	6	vs. Eastern Michigan (12.29.18) vs. Tennessee (11.23.18)
Rebounds	6	at Baylor (1.12.19) at Iowa State (1.5.19)
Assists	10	vs. Vermont (11.12.18)
Blocks	2	at Baylor (1.12.19)
Steals	2	3x, last at Texas Tech (2.23.19)
Minutes	36	3x, last at Oklahoma St. (3.2.19)

## MISCELLANEOUS

	FRESHMAN/CAREER
Double-Doubles	1
10+ Points	9
20+ Points	1
5+ Rebounds	2
10+ Rebounds	-
3+ Assists	8
3+ 3PT Field Goals	5
2+ Steals	3
2+ Blocks	1
Led Team in Pts.	2
Led Team in Rebs.	1
Led Team in Assists	2
Led Team in Steals	2
Led Team in Blocks	1

## 2018-19 GAME-BY-GAME

OPPONENT (Date)	MP	FG-A	PCT	3PT-A	PCT	FT-A	PCT	O-D-T	PF	A	TO	BLK	ST	TP
^vs. Michigan State (11.6)	30	7-14	.500	6-10	.600	1-2	.500	0-1-1	3	4	1	0	1	21
^VERMONT (11.12)	31	4-8	.500	2-4	.500	0-0	---	1-2-3	4	10	3	0	0	10
^LOUISIANA (11.16)	31	2-7	.286	1-2	.500	1-1	1.000	1-1-2	2	3	1	0	1	6
^vs. Marquette (11.21)	26	0-3	.000	0-1	.000	3-4	.750	0-4-4	4	0	2	0	0	3
^vs. Tennessee (11.23)	21	1-4	.250	0-2	.000	3-6	.500	0-4-4	0	0	2	0	1	5
^STANFORD (12.1)	16	1-6	.167	0-3	.000	0-0	---	0-1-1	2	0	1	0	0	2
^WOFFORD (12.4)	32	6-10	.600	1-4	.250	1-2	.500	0-3-3	1	1	0	0	0	14
^NEW MEXICO STATE (12.8)	18	2-5	.400	1-3	.333	0-0	---	0-1-1	3	2	4	0	0	5
^VILLANOVA (12.15)	14	0-2	.000	0-1	.000	1-2	.500	0-0-0	3	1	3	0	0	1
^SOUTH DAKOTA (12.18)	21	3-9	.333	0-3	.000	0-1	.000	1-2-3	2	0	3	0	0	6
^at Arizona State (12.22)	31	4-12	.333	0-5	.000	0-0	---	2-0-2	1	3	2	1	0	8
^EASTERN MICHIGAN (12.29)	29	4-6	.667	2-4	.500	6-6	1.000	0-2-2	2	2	3	0	0	16
^OKLAHOMA (1.2)	35	6-11	.545	1-6	.167	1-3	.333	2-0-2	4	1	3	0	1	14
^at Iowa State (1.5)	31	7-14	.500	3-6	.500	2-3	.667	2-4-6	1	2	2	0	1	19
^TCU (1.9)	16	2-5	.400	0-3	.000	1-2	.500	0-2-2	4	1	2	0	0	5
^at Baylor (1.12)	27	2-7	.286	1-4	.250	2-2	1.000	0-6-6	1	1	1	2	0	7
^TEXAS (1.14)	29	2-5	.400	2-5	.400	0-0	---	0-2-2	1	0	1	0	0	6
^at West Virginia (1.19)	30	3-7	.429	2-4	.500	0-0	---	0-2-2	2	2	2	0	0	8
^IOWA STATE (1.21)	19	0-4	.000	0-1	.000	0-0	---	0-0-0	0	0	0	0	1	0
^at Kentucky (1.26)	29	5-9	.556	3-5	.600	0-2	.000	0-1-1	3	2	1	0	0	13
^at Texas (1.29)	20	1-5	.200	1-3	.333	0-0	---	0-1-1	3	1	1	0	1	3
^TEXAS TECH (2.2)	31	2-7	.286	2-5	.400	0-1	.000	1-2-3	2	4	0	0	2	6
^at Kansas State (2.5)	20	2-4	.500	2-2	1.000	0-0	---	0-1-1	4	0	5	0	0	6
OKLAHOMA STATE (2.9)	30	2-7	.286	2-6	.333	0-1	.000	1-3-4	2	1	4	0	0	6
at TCU (2.11)	36	2-11	.182	1-8	.125	0-0	---	0-2-2	5	4	1	0	0	5
^WEST VIRGINIA (2.16)	22	2-8	.250	0-4	.000	0-0	---	0-2-2	2	2	4	0	2	4
^at Texas Tech (2.23)	27	1-3	.333	1-3	.333	0-2	.000	0-3-3	2	3	0	0	2	3
^KANSAS STATE (2.25)	36	4-8	.500	3-6	.500	1-2	.500	2-1-3	1	2	1	0	1	12
^at Oklahoma State (3.2)	36	6-11	.545	4-7	.571	1-2	.500	1-3-4	3	3	3	0	1	17
^at Oklahoma (3.5)	26	1-6	.167	1-4	.250	0-0	---	0-1-1	1	0	3	0	1	3
BAYLOR (3.9)														
<b>TOTAL</b>	<b>800</b>	<b>84-218</b>	<b>.385</b>	<b>42-124</b>	<b>.339</b>	<b>24-44</b>	<b>.545</b>	<b>14-57-71</b>	<b>68</b>	<b>55</b>	<b>59</b>	<b>3</b>	<b>16</b>	<b>234</b>

^ Starter

## CAREER YEAR-BY-YEAR STATISTICS

SEASON	GP	GS	MIN	AVG	FG	FGA	PCT	3FG	3FGA	PCT	FT	FTA	PCT	OFF	DEF	TOT	AVG	PF	FO	AST	TO	BLK	STL	PTS	AVG
2018-19	30	30	800	26.7	84	218	.385	42	124	.339	24	44	.545	14	57	71	2.4	68	1	55	59	3	16	234	7.8
<b>TOTAL</b>	<b>30</b>	<b>30</b>	<b>800</b>	<b>26.7</b>	<b>84</b>	<b>218</b>	<b>.385</b>	<b>42</b>	<b>124</b>	<b>.339</b>	<b>24</b>	<b>44</b>	<b>.545</b>	<b>14</b>	<b>57</b>	<b>71</b>	<b>2.4</b>	<b>68</b>	<b>1</b>	<b>55</b>	<b>59</b>	<b>3</b>	<b>16</b>	<b>234</b>	<b>7.8</b>

## BIG 12 ONLY YEAR-BY-YEAR STATISTICS

SEASON	GP	GS	MIN	AVG	FG	FGA	PCT	3FG	3FGA	PCT	FT	FTA	PCT	OFF	DEF	TOT	AVG	PF	FO	AST	TO	BLK	STL	PTS	AVG
2018-19	17	17	471	27.7	45	123	.366	26	77	.338	8	18	.444	9	35	44	2.6	38	1	27	33	2	13	124	7.3
<b>TOTAL</b>	<b>17</b>	<b>17</b>	<b>471</b>	<b>27.7</b>	<b>45</b>	<b>123</b>	<b>.366</b>	<b>26</b>	<b>77</b>	<b>.338</b>	<b>8</b>	<b>18</b>	<b>.444</b>	<b>9</b>	<b>35</b>	<b>44</b>	<b>2.6</b>	<b>38</b>	<b>1</b>	<b>27</b>	<b>33</b>	<b>2</b>	<b>13</b>	<b>124</b>	<b>7.3</b>



# DEVON DOTSON (deh-VAWN)

Freshman • Guard • 6-2 • 185 • Charlotte, N.C. • Providence Day School

## SEASON STATS

PPG	RPG	APG	FG%	3FG%	FT%
<b>11.6</b>	<b>3.6</b>	<b>3.6</b>	<b>48%</b>	<b>38%</b>	<b>79%</b>

## LAST GAME AT OKLAHOMA (3.5.19)

MIN	PTS	REBS	ASTS	BLKS	STLS
<b>26</b>	<b>6</b>	<b>3</b>	<b>4</b>	<b>0</b>	<b>0</b>

An explosive combo guard who picked up numerous postseason honors and played in all-star games following the 2017-18 season including McDonald's All-America and the Jordan Brand Classic ... Ended ranked No. 20 by Rivals.com, No. 21 by 247Sports.com and No. 24 by ESPN100.

## CAREER HONORS

- CBS Sports/USBWA Freshman of the Week (2.12)
- Big 12 Newcomer of the Week (12.31)
- Bob Cousy Point Guard of the Year Award (1 of 20)

## CAREER HIGHS

Points	25	at TCU (2.11.19)
Field Goals	7	at TCU (2.11.19) vs. Texas Tech (2.2.19)
Field Goal Att.	13	at TCU (2.11.19)
3PT Field Goals	4	at TCU (2.11.19)
3PT Field Goal Att.	7	at TCU (2.11.19)
Free Throws	7	3x, last at TCU (2.11.19)
Free Throw Att.	10	at Baylor (1.12.19)
Rebounds	10	at TCU (2.11.19)
Assists	8	vs. West Virginia (2.16.19) vs. Iowa State (1.21.19)
Blocks	1	5x, last at Kansas State (2.5.19)
Steals	4	vs. Oklahoma (1.2.19)
Minutes	45	at TCU (2.11.19)

## MISCELLANEOUS

	FRESHMAN/CAREER
Double-Doubles	1
10+ Points	18
20+ Points	2
5+ Rebounds	9
10+ Rebounds	1
5+ Assists	8
3+ 3PT Field Goals	3
2+ Steals	14
2+ Blocks	-
Led Team in Pts.	3
Led Team in Rebs.	-
Led Team in Assists	16
Led Team in Steals	11
Led Team in Blocks	2

## 2018-19 GAME-BY-GAME

OPPONENT (Date)	MP	FG-A	PCT	3PT-A	PCT	FT-A	PCT	O-D-T	PF	A	TO	BLK	ST	TP
^vs. Michigan State (11.6)	34	6-11	.545	3-5	.600	1-2	.500	0-2-2	3	3	4	0	3	16
^VERMONT (11.12)	27	3-5	.600	1-2	.500	0-0	---	2-4-6	1	0	1	0	2	7
^LOUISIANA (11.16)	20	2-6	.333	0-2	.000	0-0	---	0-3-3	2	3	1	0	0	4
^vs. Marquette (11.21)	31	4-7	.571	0-0	---	2-2	1.000	1-2-3	2	4	1	0	3	10
^vs. Tennessee (11.23)	40	5-8	.625	1-1	1.000	6-7	.857	1-3-4	2	2	2	0	0	17
^STANFORD (12.1)	43	3-7	.429	0-0	---	4-7	.571	0-2-2	3	4	0	0	2	10
^WOFFORD (12.4)	30	6-9	.667	1-3	.333	3-3	1.000	0-3-3	3	3	2	0	3	16
^NEW MEXICO STATE (12.8)	39	3-8	.375	0-2	.000	2-3	.667	2-2-4	2	2	3	0	1	8
^VILLANOVA (12.15)	26	3-6	.500	1-1	1.000	4-4	1.000	1-1-2	4	1	2	0	0	11
^SOUTH DAKOTA (12.18)	28	3-7	.429	0-1	.000	2-2	1.000	0-2-2	1	6	2	0	0	8
^at Arizona State (12.22)	32	4-7	.571	2-4	.500	2-2	1.000	0-4-4	3	5	5	1	1	12
^EASTERN MICHIGAN (12.29)	28	5-7	.714	1-2	.500	4-6	.667	0-3-3	1	4	2	1	3	15
^OKLAHOMA (1.2)	28	4-10	.400	1-3	.333	7-8	.875	0-5-5	4	1	2	0	4	16
^at Iowa State (1.5)	31	3-5	.600	1-2	.500	1-2	.500	2-5-7	1	3	5	0	2	8
^TCU (1.9)	27	0-6	.000	0-3	.000	5-6	.833	0-1-1	3	3	1	1	2	5
^at Baylor (1.12)	33	3-4	.750	1-1	1.000	7-10	.700	0-5-5	5	5	3	1	0	14
^TEXAS (1.14)	36	3-6	.500	1-2	.500	3-4	.750	1-4-5	2	5	0	0	0	10
^at West Virginia (1.19)	34	3-5	.600	1-1	1.000	2-2	1.000	0-1-1	3	1	7	0	0	9
^IOWA STATE (1.21)	38	3-12	.250	0-1	.000	5-6	.833	0-2-2	3	8	0	0	2	11
^at Kentucky (1.26)	33	4-10	.400	1-4	.250	0-0	---	0-3-3	5	4	1	0	0	9
^at Texas (1.29)	29	3-6	.500	0-0	---	3-4	.750	0-4-4	3	4	1	0	1	9
^TEXAS TECH (2.2)	34	7-12	.583	3-5	.600	3-5	.600	0-3-3	2	4	4	0	3	20
^at Kansas State (2.5)	39	5-12	.417	0-1	.000	3-4	.750	1-4-5	5	5	4	1	3	13
^OKLAHOMA STATE (2.9)	37	6-10	.600	1-4	.250	5-5	1.000	1-4-5	2	4	1	0	2	18
^at TCU (2.11)	45	7-13	.538	4-7	.571	7-9	.778	0-10-10	2	5	6	0	2	25
^WEST VIRGINIA (2.16)	31	5-7	.714	1-1	1.000	4-4	1.000	2-3-5	1	8	2	0	0	15
^at Texas Tech (2.23)	25	3-7	.429	1-1	1.000	0-0	---	0-2-2	4	1	2	0	0	7
^KANSAS STATE (2.25)	33	5-12	.417	1-5	.200	5-5	1.000	0-1-1	0	3	1	0	1	16
^at Oklahoma State (3.2)	32	2-10	.200	0-4	.000	0-0	---	2-2-4	4	4	5	0	0	4
^at Oklahoma (3.5)	26	2-7	.286	0-3	.000	2-4	.500	1-2-3	0	4	3	0	0	6
BAYLOR (3.9)														
<b>TOTAL</b>	<b>969</b>	<b>115-242</b>	<b>.475</b>	<b>27-71</b>	<b>.380</b>	<b>92-116</b>	<b>.793</b>	<b>17-92-109</b>	<b>76</b>	<b>109</b>	<b>73</b>	<b>5</b>	<b>40</b>	<b>349</b>

^ Starter

## CAREER YEAR-BY-YEAR STATISTICS

SEASON	GP	GS	MIN	AVG	FG	FGA	PCT	3FG	3FGA	PCT	FT	FTA	PCT	OFF	DEF	TOT	AVG	PF	FO	AST	TO	BLK	STL	PTS	AVG
2018-19	30	30	969	32.3	115	242	.475	27	71	.380	92	116	.793	17	92	109	3.6	76	3	109	73	5	40	349	11.6
<b>TOTAL</b>	<b>30</b>	<b>30</b>	<b>969</b>	<b>32.3</b>	<b>115</b>	<b>242</b>	<b>.475</b>	<b>27</b>	<b>71</b>	<b>.380</b>	<b>92</b>	<b>116</b>	<b>.793</b>	<b>17</b>	<b>92</b>	<b>109</b>	<b>3.6</b>	<b>76</b>	<b>3</b>	<b>109</b>	<b>73</b>	<b>5</b>	<b>40</b>	<b>349</b>	<b>11.6</b>

## BIG 12 ONLY YEAR-BY-YEAR STATISTICS

SEASON	GP	GS	MIN	AVG	FG	FGA	PCT	3FG	3FGA	PCT	FT	FTA	PCT	OFF	DEF	TOT	AVG	PF	FO	AST	TO	BLK	STL	PTS	AVG
2018-19	17	17	558	32.8	64	144	.444	16	44	.364	62	78	.795	10	58	68	4.0	44	2	68	47	3	22	206	12.1
<b>TOTAL</b>	<b>17</b>	<b>17</b>	<b>558</b>	<b>32.8</b>	<b>64</b>	<b>144</b>	<b>.444</b>	<b>16</b>	<b>44</b>	<b>.364</b>	<b>62</b>	<b>78</b>	<b>.795</b>	<b>10</b>	<b>58</b>	<b>68</b>	<b>4.0</b>	<b>44</b>	<b>2</b>	<b>68</b>	<b>47</b>	<b>3</b>	<b>22</b>	<b>206</b>	<b>12.1</b>

# CHRIS TEAHAN

Sophomore • Guard • 6-4 • 175 • Leawood, Kan. • Rockhurst HS



## CAREER HONORS

### CAREER HIGHS

Points	4	vs. Toledo (11.28.17)
Field Goals	1	6x, last at Oklahoma (3.5.19)
Field Goal Att.	2	6x, last vs. West Virginia (2.16.19)
3PT Field Goals	1	at Oklahoma (3.5.19)
		vs. West Virginia (2.16.19)
		vs. Omaha (12.18.17)
		vs. South Dakota St. (11.17.17)
3PT Field Goal Att.	2	4x, last vs. West Virginia (2.16.19)
Free Throws	2	vs. Toledo (11.28.17)
Free Throw Att.	2	vs. Toledo (11.28.17)
Rebounds	3	vs. South Dakota St. (11.17.17)
Assists	1	vs. Eastern Michigan (12.29.18)
		vs. Tennessee St. (11.10.17)
Blocks	-	-
Steals	-	-
Minutes	4	4x, last vs. Omaha (12.18.17)

### MISCELLANEOUS

	FR	SO	CAREER
5+ Minutes	-	-	-
4+ Points	1	-	1
3+ Rebounds	1	-	1
3+ Assists	-	-	-
2+ 3PT Field Goals	-	-	-
2+ Steals	-	-	-
2+ Blocks	1	-	1
Led Team in Pts.	-	-	-
Led Team in Rebs.	-	-	-
Led Team in Steals	-	-	-
Led Team in Blocks	-	-	-

### SEASON STATS

PPG	RPG	APG	FG%	3FG%	FT%
<b>0.7</b>	<b>0.1</b>	<b>0.1</b>	<b>40%</b>	<b>40%</b>	<b>-</b>

### LAST GAME AT OKLAHOMA (3.5.19)

MIN	PTS	REBS	ASTS	BLKS	STLS
<b>2</b>	<b>3</b>	<b>0</b>	<b>0</b>	<b>0</b>	<b>0</b>

**2017-18:** Appeared in 10 games, two in conference play and three postseason ... Averaged 2.3 minutes per contest ... Made his second 3-pointer of the season in scoring three points vs. Omaha (12/18) ... Had a season-high four points vs. Toledo (11/28) ... Logged four minutes against South Dakota State (11/17) with three points and three rebounds ... An invited walk-on who was a two-sport athlete at Rockhurst HS in Kansas City, Missouri ... Older brother, Conner, played five seasons at KU and on two Final Four teams.

### 2018-19 GAME-BY-GAME

OPPONENT (Date)	MP	FG-A	PCT	3PT-A	PCT	FT-A	PCT	O-D-T	PF	A	TO	BLK	ST	TP
vs. Michigan State (11.6)							DNP							
VERMONT (11.12)							DNP							
LOUISIANA (11.16)							DNP							
vs. Marquette (11.21)							DNP							
vs. Tennessee (11.23)							DNP							
STANFORD (12.1)							DNP							
WOFFORD (12.4)	2	0-0	---	0-0	---	0-0	---	0-0-0	0	0	0	0	0	0
NEW MEXICO STATE (12.8)							DNP							
VILLANOVA (12.15)							DNP - INJURED							
SOUTH DAKOTA (12.18)							DNP - INJURED							
at Arizona State (12.22)							DNP - INJURED							
EASTERN MICHIGAN (12.29)	2	0-0	---	0-0	---	0-0	----	0-0-0	1	1	0	0	0	0
OKLAHOMA (1.2)							DNP							
at Iowa State (1.5)	2	0-0	---	0-0	---	0-0	---	0-0-0	0	0	0	0	0	0
TCU (1.9)							DNP							
at Baylor (1.12)							DNP							
TEXAS (1.14)							DNP							
at West Virginia (1.19)							DNP							
IOWA STATE (1.21)							DNP							
at Kentucky (1.26)							DNP							
at Texas (1.29)							DNP							
TEXAS TECH (2.2)	2	0-2	.000	0-2	.000	0-0	---	0-1-1	0	0	1	0	0	0
at Kansas State (2.5)	1	0-0	---	0-0	---	0-0	---	0-0-0	0	0	0	0	0	0
OKLAHOMA STATE (2.9)							DNP							
at TCU (2.11)							DNP							
WEST VIRGINIA (2.16)	3	1-2	.500	1-2	.500	0-0	---	0-0-0	1	0	0	0	0	3
at Texas Tech (2.23)	3	0-0	---	0-0	---	0-0	---	0-0-0	0	0	0	0	0	0
KANSAS STATE (2.25)	0+	0-0	---	0-0	---	0-0	---	0-0-0	0	0	0	0	0	0
at Oklahoma State (3.2)							DNP							
at Oklahoma (3.5)	2	1-1	1.000	1-1	1.000	0-0	---	0-0-0	0	0	0	0	0	3
BAYLOR (3.9)														
<b>TOTAL</b>	<b>17</b>	<b>2-5</b>	<b>.400</b>	<b>2-5</b>	<b>.400</b>	<b>0-0</b>	<b>---</b>	<b>0-1-1</b>	<b>2</b>	<b>1</b>	<b>1</b>	<b>0</b>	<b>0</b>	<b>6</b>

^ Starter

### CAREER YEAR-BY-YEAR STATISTICS

SEASON	GP	GS	MIN	AVG	FG	FGA	PCT	3FG	3FGA	PCT	FT	FTA	PCT	OFF	DEF	TOT	AVG	PF	FO	AST	TO	BLK	STL	PTS	AVG
2017-18	11	0	25	2.3	4	11	.364	2	8	.250	2	2	1.000	2	5	7	0.6	2	0	1	3	0	0	12	1.1
2018-19	9	0	17	1.9	2	5	.400	2	5	.400	0	0	.000	0	1	1	0.1	2	0	1	1	0	0	6	0.7
<b>TOTAL</b>	<b>20</b>	<b>0</b>	<b>42</b>	<b>2.1</b>	<b>6</b>	<b>16</b>	<b>.375</b>	<b>4</b>	<b>13</b>	<b>.308</b>	<b>2</b>	<b>2</b>	<b>1.000</b>	<b>2</b>	<b>6</b>	<b>8</b>	<b>0.4</b>	<b>4</b>	<b>0</b>	<b>2</b>	<b>4</b>	<b>0</b>	<b>0</b>	<b>18</b>	<b>0.9</b>

### BIG 12 ONLY YEAR-BY-YEAR STATISTICS

SEASON	GP	GS	MIN	AVG	FG	FGA	PCT	3FG	3FGA	PCT	FT	FTA	PCT	OFF	DEF	TOT	AVG	PF	FO	AST	TO	BLK	STL	PTS	AVG
2017-18	2	0	2	1.0	0	1	.000	0	1	.000	0	0	.000	0	0	0	0.0	0	0	0	0	0	0	0	0.0
2018-19	7	0	13	1.9	2	5	.400	2	5	.400	0	0	.000	0	1	1	0.1	1	0	0	1	0	0	6	0.9
<b>TOTAL</b>	<b>9</b>	<b>0</b>	<b>15</b>	<b>1.7</b>	<b>2</b>	<b>6</b>	<b>.333</b>	<b>2</b>	<b>6</b>	<b>.333</b>	<b>0</b>	<b>0</b>	<b>.000</b>	<b>0</b>	<b>1</b>	<b>1</b>	<b>0.1</b>	<b>1</b>	<b>0</b>	<b>0</b>	<b>1</b>	<b>0</b>	<b>0</b>	<b>6</b>	<b>0.7</b>





# K.J. LAWSON

RS-Sophomore • Guard • 6-8 • 205 • Memphis, Tenn. • Hamilton HS • Memphis

## SEASON STATS

PPG	RPG	APG	FG%	3FG%	FT%
3.2	2.0	0.5	44%	32%	76%

## LAST GAME AT OKLAHOMA (3.5.19)

MIN	PTS	REBS	ASTS	BLKS	STLS
13	0	5	1	0	0

A transfer from Memphis who sat out the 2017-18 season due to NCAA rules ... Played in 42 games while at Memphis with 33 starts, an 11.5 career scoring average and 7.0 career rebound average ... Had nine career double-doubles ... Granted a medical redshirt following the 2015-16 season.

## CAREER HONORS

American Athletic Conference Rookie of the Year [2017]  
 American Athletic Conference All-Rookie Team [2017]

## CAREER HIGHS (\*AT MEMPHIS)

Points	*28	at Houston (1.19.17)
Rebounds	*19	vs. East Carolina (1.28.17)
Field Goals	*12	at Houston (1.19.17)
Field Goal Att.	*23	vs. East Carolina (1.28.17)
3PT Field Goals	3	vs. West Virginia (2.16.19)
	*3	vs. UTRGV (11.14.16)
3PT Attempts	5	at Texas Tech (2.23.19)
Free Throws	*9	vs. Jackson State (11.30.16)
Free Throw Att.	*11	vs. Tulane (3.2.17)
Assists	*7	vs. McNeese (11.22.16)
Blocks	*2	4x, last vs. Tulsa (2.7.17)
Steals	*3	vs. South Florida (1.14.17)
Minutes	*43	at Houston (1.19.17)

## MISCELLANEOUS (\*AT MEMPHIS)

	*FR	*SO	R-SO	CAREER
Double-Doubles	-	9	-	9
10+ Points	4	20	2	26
20+ Points	-	4	-	4
5+ Rebounds	4	26	3	33
10+ Rebounds	-	12	-	12
3+ Assists	1	18	2	21
2+ 3PT Field Goals	-	4	3	7
2+ Steals	1	2	1	4
2+ Blocks	1	3	-	4
Led Team in Pts.	1	6	1	8
Led Team in Rebs.	0	14	-	14
Led Team in Assists	0	5	1	6
Led Team in Steals	0	5	1	6
Led Team in Blocks	0	5	-	5

## 2018-19 GAME-BY-GAME

OPPONENT (Date)	MP	FG-A	PCT	3PT-A	PCT	FT-A	PCT	O-D-T	PF	A	TO	BLK	ST	TP
vs. Michigan State (11.6)	10	1-1	1.000	1-1	1.000	1-2	.500	1-5-6	3	1	0	0	0	4
VERMONT (11.12)	3	0-0	---	0-0	---	0-0	---	0-0-0	1	0	1	0	0	0
LOUISIANA (11.16)	2	1-1	1.000	0-0	---	0-0	---	0-0-0	0	0	0	0	1	2
vs. Marquette (11.21)	2	0-0	---	0-0	---	0-0	---	0-2-2	0	0	0	0	0	0
vs. Tennessee (11.23)	19	2-4	.500	0-1	.000	4-6	.667	1-5-6	4	0	1	0	2	8
STANFORD (12.1)	4	0-0	---	0-0	---	2-2	1.000	2-0-2	1	0	1	0	0	2
WOFFORD (12.4)	17	2-4	.500	0-1	.000	1-2	.500	1-1-2	2	3	1	0	1	5
NEW MEXICO STATE (12.8)	4	1-1	1.000	1-1	1.000	0-0	---	0-1-1	0	1	0	0	0	3
VILLANOVA (12.15)	14	0-2	.000	0-1	.000	0-0	---	2-1-3	1	2	1	0	0	0
SOUTH DAKOTA (12.18)	9	1-3	.333	1-2	.500	0-0	---	0-0-0	4	0	0	0	0	3
at Arizona State (12.22)	12	0-2	.000	0-2	.000	0-0	---	0-2-2	2	2	0	0	0	0
EASTERN MICHIGAN (12.29)	11	2-4	.500	2-4	.500	0-0	---	1-3-4	1	3	1	0	0	6
OKLAHOMA (1.2)	1	0-0	---	0-0	---	0-0	---	0-0-0	0	0	1	0	0	0
at Iowa State (1.5)	9	1-2	.500	0-1	.000	0-0	---	0-1-1	1	1	1	0	1	2
TCU (1.9)	11	2-3	.667	0-1	.000	3-3	1.000	1-0-1	0	0	0	0	0	7
at Baylor (1.12)	11	1-2	.500	0-0	---	1-2	.500	1-0-1	1	0	0	0	0	3
TEXAS (1.14)							DNP							
at West Virginia (1.19)	16	1-5	.200	0-2	.000	0-0	---	2-2-4	3	0	0	0	0	2
IOWA STATE (1.21)	9	1-2	.500	0-0	---	0-0	---	1-2-3	4	0	1	0	0	2
at Kentucky (1.26)	3	0-1	.000	0-0	---	0-0	---	0-0-0	1	0	0	0	0	0
at Texas (1.29)	4	0-0	---	0-0	---	0-0	---	0-0-0	1	0	1	0	0	0
TEXAS TECH (2.2)	6	1-3	.333	1-3	.333	0-0	---	0-0-0	2	0	0	0	0	3
at Kansas State (2.5)	12	1-2	.500	1-2	.500	0-0	---	0-1-1	2	0	1	0	0	3
OKLAHOMA STATE (2.9)	11	1-3	.333	0-1	.000	0-0	---	0-1-1	1	0	1	0	0	2
at TCU (2.11)	16	4-6	.667	0-1	.000	2-2	1.000	2-1-3	0	0	0	0	0	10
WEST VIRGINIA (2.16)	24	5-7	.714	3-4	.750	2-2	1.000	0-3-3	1	0	1	1	0	15
at Texas Tech (2.23)	20	3-6	.500	2-5	.400	0-0	---	1-1-2	1	1	1	0	0	8
KANSAS STATE (2.25)	9	0-1	.000	0-1	.000	0-0	---	0-3-3	2	0	1	0	0	0
at Oklahoma State (3.2)	6	1-4	.250	0-2	.000	0-0	---	1-0-1	0	0	1	0	0	2
at Oklahoma (3.5)	13	0-3	.000	0-2	.000	0-0	---	0-5-5	1	1	1	0	0	0
BAYLOR (3.9)														
<b>TOTAL</b>	<b>288</b>	<b>32-72</b>	<b>.444</b>	<b>12-38</b>	<b>.316</b>	<b>16-21</b>	<b>.762</b>	<b>17-40-57</b>	<b>40</b>	<b>15</b>	<b>17</b>	<b>1</b>	<b>5</b>	<b>92</b>

^ Starter

## CAREER YEAR-BY-YEAR STATISTICS (\*AT MEMPHIS)

SEASON	GP	GS	MIN	AVG	FG	FGA	PCT	3FG	3FGA	PCT	FT	FTA	PCT	OFF	DEF	TOT	AVG	PF	FO	AST	TO	BLK	STL	PTS	AVG
2015-16*	10	2	197	19.7	26	71	.366	2	9	.222	34	51	.667	10	25	35	3.5	26	1	11	19	6	6	88	8.8
2016-17*	32	31	1078	33.7	145	363	.399	22	67	.328	82	118	.695	73	186	259	8.1	72	1	88	66	13	16	394	12.3
2017-18																									
2018-19	29	0	288	9.9	32	72	.444	12	38	.316	16	21	.762	17	40	57	2.0	40	0	15	17	1	5	92	3.2
<b>TOTAL</b>	<b>71</b>	<b>33</b>	<b>1563</b>	<b>22.0</b>	<b>203</b>	<b>506</b>	<b>.401</b>	<b>36</b>	<b>114</b>	<b>.316</b>	<b>132</b>	<b>190</b>	<b>.695</b>	<b>100</b>	<b>251</b>	<b>351</b>	<b>4.9</b>	<b>138</b>	<b>2</b>	<b>114</b>	<b>102</b>	<b>20</b>	<b>27</b>	<b>574</b>	<b>8.1</b>

## BIG 12 ONLY YEAR-BY-YEAR STATISTICS

SEASON	GP	GS	MIN	AVG	FG	FGA	PCT	3FG	3FGA	PCT	FT	FTA	PCT	OFF	DEF	TOT	AVG	PF	FO	AST	TO	BLK	STL	PTS	AVG
2018-19	16	0	178	11.1	22	49	.449	7	25	.280	8	9	.889	9	20	29	1.8	20	0	3	11	1	1	59	3.7
<b>TOTAL</b>	<b>16</b>	<b>0</b>	<b>178</b>	<b>11.1</b>	<b>22</b>	<b>49</b>	<b>.449</b>	<b>7</b>	<b>25</b>	<b>.280</b>	<b>8</b>	<b>9</b>	<b>.889</b>	<b>9</b>	<b>20</b>	<b>29</b>	<b>1.8</b>	<b>20</b>	<b>0</b>	<b>3</b>	<b>11</b>	<b>1</b>	<b>1</b>	<b>59</b>	<b>3.7</b>

# GARRETT LUINSTRA (loo-IN-struh)

Freshman • Guard • 6-2 • 155 • Lawrence, Kan. • Lawrence Free State HS

## SEASON STATS

PPG	RPG	APG	FG%	3FG%	FT%
<b>0.0</b>	<b>0.1</b>	<b>0.1</b>	<b>0%</b>	<b>0%</b>	<b>-</b>

## LAST GAME AT OKLAHOMA (3.5.19)

MIN	PTS	REBS	ASTS	BLKS	STLS
<b>2</b>	<b>0</b>	<b>0</b>	<b>0</b>	<b>0</b>	<b>0</b>

An invited walk-on ... A combo guard who set his high school's single-season scoring record with 456 points as a senior ... Averaged 19 points his senior year in guiding Free State High School to the 6A state title game and a 19-6 record ... A first-team all-state selection and the Sunflower League Player of the Year his senior season.



## CAREER HONORS

### CAREER HIGHS

Points	-	
Field Goals	-	
Field Goal Att.	1	vs. West Virginia (2.16.19) vs. Texas Tech (2.2.19) vs. South Dakota (12.18.18)
3PT Field Goals	-	
3PT Field Goal Att.	1	vs. Texas Tech (2.2.19)
Free Throws	-	
Free Throw Att.	-	
Rebounds	1	vs. South Dakota (12.18.18)
Assists	1	at Kansas State (2.5.19)
Blocks	-	
Steals	-	
Minutes	2	at Oklahoma (3.5.19) vs. Texas Tech (2.2.19) vs. South Dakota (12.18.18)

### MISCELLANEOUS

#### FRESHMAN/CAREER

5+ Minutes	-
4+ Points	-
3+ Rebounds	-
2+ Assists	-
2+ 3PT Field Goals	-
2+ Steals	-
2+ Blocks	-
Led Team in Pts.	-
Led Team in Rebs.	-
Led Team in Steals	-
Led Team in Blocks	-

## 2018-19 GAME-BY-GAME

OPPONENT (Date)	MP	FG-A	PCT	3PT-A	PCT	FT-A	PCT	O-D-T	PF	A	TO	BLK	ST	TP
vs. Michigan State (11.6)														
VERMONT (11.12)														
LOUISIANA (11.16)														
vs. Marquette (11.21)														
vs. Tennessee (11.23)														
STANFORD (12.1)														
WOFFORD (12.4)	1	0-0	---	0-0	---	0-0	---	0-0-0	1	0	0	0	0	0
NEW MEXICO STATE (12.8)														
VILLANOVA (12.15)														
SOUTH DAKOTA (12.18)	2	0-1	.000	0-0	---	0-0	---	1-0-1	0	0	0	0	0	0
at Arizona State (12.22)														
EASTERN MICHIGAN (12.29)														
OKLAHOMA (1.2)														
at Iowa State (1.5)														
TCU (1.9)														
at Baylor (1.12)														
TEXAS (1.14)														
at West Virginia (1.19)														
IOWA STATE (1.21)														
at Kentucky (1.26)														
at Texas (1.29)														
TEXAS TECH (2.2)	2	0-1	.000	0-1	.000	0-0	---	0-0-0	0	0	0	0	0	0
at Kansas State (2.5)	0+	0-0	---	0-0	---	0-0	---	0-0-0	1	1	0	0	0	0
OKLAHOMA STATE (2.9)														
at TCU (2.11)														
WEST VIRGINIA (2.16)	1	0-1	.000	0-0	---	0-0	---	0-0-0	0	0	1	0	0	0
at Texas Tech (2.23)	1	0-0	---	0-0	---	0-0	---	0-0-0	0	0	0	0	0	0
KANSAS STATE (2.25)	0+	0-0	---	0-0	---	0-0	---	0-0-0	0	0	0	0	0	0
at Oklahoma State (3.2)														
at Oklahoma (3.5)	2	0-0	---	0-0	---	0-0	---	0-0-0	0	0	0	0	0	0
BAYLOR (3.9)														
<b>TOTAL</b>	<b>9</b>	<b>0-3</b>	<b>.000</b>	<b>0-1</b>	<b>.000</b>	<b>0-0</b>	<b>---</b>	<b>1-0-1</b>	<b>2</b>	<b>1</b>	<b>1</b>	<b>0</b>	<b>0</b>	<b>0</b>

^ Starter

## CAREER YEAR-BY-YEAR STATISTICS

SEASON	GP	GS	MIN	AVG	FG	FGA	PCT	3FG	3FGA	PCT	FT	FTA	PCT	OFF	DEF	TOT	AVG	PF	FO	AST	TO	BLK	STL	PTS	AVG
2018-19	8	0	9	1.1	0	3	.000	0	1	.000	0	0	.000	1	0	1	0.1	2	0	1	1	0	0	0	0.0
<b>TOTAL</b>	<b>8</b>	<b>0</b>	<b>9</b>	<b>1.1</b>	<b>0</b>	<b>3</b>	<b>.000</b>	<b>0</b>	<b>1</b>	<b>.000</b>	<b>0</b>	<b>0</b>	<b>.000</b>	<b>1</b>	<b>0</b>	<b>1</b>	<b>0.1</b>	<b>2</b>	<b>0</b>	<b>1</b>	<b>1</b>	<b>0</b>	<b>0</b>	<b>0</b>	<b>0.0</b>

## BIG 12 ONLY YEAR-BY-YEAR STATISTICS

SEASON	GP	GS	MIN	AVG	FG	FGA	PCT	3FG	3FGA	PCT	FT	FTA	PCT	OFF	DEF	TOT	AVG	PF	FO	AST	TO	BLK	STL	PTS	AVG
2018-19	6	0	6	1.0	0	2	.000	0	1	.000	0	0	.000	0	0	0	0.0	1	0	1	1	0	0	0	0.0
<b>TOTAL</b>	<b>6</b>	<b>0</b>	<b>6</b>	<b>1.0</b>	<b>0</b>	<b>2</b>	<b>.000</b>	<b>0</b>	<b>1</b>	<b>.000</b>	<b>0</b>	<b>0</b>	<b>.000</b>	<b>0</b>	<b>0</b>	<b>0</b>	<b>0.0</b>	<b>1</b>	<b>0</b>	<b>1</b>	<b>1</b>	<b>0</b>	<b>0</b>	<b>0</b>	<b>0.0</b>

# SILVIO DE SOUSA

(deh-SOE-suh)

Freshman • Forward • 6-9 • 245 • Luanda, Angola • IMG Academy (Fla.)

## LAST SEASON STATS

PPG	RPG	BPG	FG%	3FG%	FT%
4.0	3.7	0.2	68%	-	71%

## LAST GAME VS. VILLANOVA (3.31.18)

MIN	PTS	REBS	ASTS	BLKS	STLS
10	7	7	0	0	0

**2017-18:** Averaged 4.8 points and 5.4 rebounds in the 2018 NCAA Tournament ... Tied season high with 26 minutes vs. Duke (3/25) with 10 rebounds and scoring four points ... Averaged 20.0 minutes, 10.0 ppg and 9.7 rpg in the Big 12 Championship ... Posted his first double-double (16 points, 10 rebounds) vs. West Virginia (3/10) in the Big 12 title game ... Pulled down six or more rebounds seven times, including his last three games in the NCAA Tournament ... Joined the team following graduation from IMG Academy in Bradenton, Florida, following the fall 2017 semester.

22

## CAREER HONORS

### CAREER HIGHS

Points	16	vs. West Virginia (3.10.18)
Field Goals	8	vs. West Virginia (3.10.18)
Field Goal Att.	8	vs. West Virginia (3.10.18)
3PT Field Goals	-	-
3PT Field Goal Att.	-	-
Free Throws	4	vs. Oklahoma (2.19.18)
Free Throw Att.	4	3x, last vs. Villanova (3.31.18)
Rebounds	11	vs. Kansas State (3.9.18)
Assists	1	4x, last vs. Duke (3.25.18)
Blocks	1	3x, last vs. Duke (3.25.18)
Steals	1	vs. West Virginia (3.10.18)
Minutes	26	vs. Duke (3.25.18) vs. West Virginia (3.10.18)

### MISCELLANEOUS

	FR	SO	CAREER
Double-Doubles	1		1
10+ Points	2		2
20+ Points	-		-
5+ Rebounds	7		7
10+ Rebounds	3		3
3+ Assists	-		-
2+ Steals	-		-
2+ Blocks	-		-
Led Team in Pts.	-		-
Led Team in Rebs.	4		4
Led Team in Assists	-		-
Led Team in Steals	-		-
Led Team in Blocks	1		1

## 2018-19 GAME-BY-GAME

OPPONENT (Date)	MP	FG-A	PCT	3PT-A	PCT	FT-A	PCT	O-D-T	PF	A	TO	BLK	ST	TP
vs. Michigan State (11.6)														DNP
VERMONT (11.12)														DNP
LOUISIANA (11.16)														DNP
vs. Marquette (11.21)														DNP
vs. Tennessee (11.23)														DNP
STANFORD (12.1)														DNP
WOFFORD (12.4)														DNP
NEW MEXICO STATE (12.8)														DNP
VILLANOVA (12.15)														DNP
SOUTH DAKOTA (12.18)														DNP
at Arizona State (12.22)														DNP
EASTERN MICHIGAN (12.29)														DNP
OKLAHOMA (1.2)														DNP
at Iowa State (1.5)														DNP
TCU (1.9)														DNP
at Baylor (1.12)														DNP
TEXAS (1.14)														DNP
at West Virginia (1.19)														DNP
IOWA STATE (1.21)														DNP
at Kentucky (1.26)														DNP
at Texas (1.29)														DNP
TEXAS TECH (2.2)														DNP
at Kansas State (2.5)														DNP
OKLAHOMA STATE (2.9)														DNP
at TCU (2.11)														DNP
WEST VIRGINIA (2.16)														DNP
at Texas Tech (2.23)														DNP
KANSAS STATE (2.25)														DNP
at Oklahoma State (3.2)														DNP
at Oklahoma (3.5)														DNP
BAYLOR (3.9)														DNP
<b>TOTAL</b>														

^ Starter

## CAREER YEAR-BY-YEAR STATISTICS

SEASON	GP	GS	MIN	AVG	FG	FGA	PCT	3FG	3FGA	PCT	FT	FTA	PCT	OFF	DEF	TOT	AVG	PF	FO	AST	TO	BLK	STL	PTS	AVG
2017-18	20	0	175	8.8	32	47	.681	0	0	.000	15	21	.714	33	41	74	3.7	33	0	4	18	3	1	79	4.0
2018-19	-	-	-	-	-	-	-	-	-	-	-	-	-	-	-	-	-	-	-	-	-	-	-	-	-
<b>TOTAL</b>	<b>20</b>	<b>0</b>	<b>175</b>	<b>8.8</b>	<b>32</b>	<b>47</b>	<b>.681</b>	<b>0</b>	<b>0</b>	<b>.000</b>	<b>15</b>	<b>21</b>	<b>.714</b>	<b>33</b>	<b>41</b>	<b>74</b>	<b>3.7</b>	<b>33</b>	<b>0</b>	<b>4</b>	<b>18</b>	<b>3</b>	<b>1</b>	<b>79</b>	<b>4.0</b>

## BIG 12 ONLY YEAR-BY-YEAR STATISTICS

SEASON	GP	GS	MIN	AVG	FG	FGA	PCT	3FG	3FGA	PCT	FT	FTA	PCT	OFF	DEF	TOT	AVG	PF	FO	AST	TO	BLK	STL	PTS	AVG
2017-18	11	0	50	4.5	9	14	.643	0	0	.000	7	9	.778	12	6	18	1.6	14	0	2	7	0	0	25	2.3
2018-19	-	-	-	-	-	-	-	-	-	-	-	-	-	-	-	-	-	-	-	-	-	-	-	-	-
<b>TOTAL</b>	<b>11</b>	<b>0</b>	<b>50</b>	<b>4.5</b>	<b>9</b>	<b>14</b>	<b>.643</b>	<b>0</b>	<b>0</b>	<b>.000</b>	<b>7</b>	<b>9</b>	<b>.778</b>	<b>12</b>	<b>6</b>	<b>18</b>	<b>1.6</b>	<b>14</b>	<b>0</b>	<b>2</b>	<b>7</b>	<b>0</b>	<b>0</b>	<b>25</b>	<b>2.3</b>

# LAGERALD VICK

Senior • Guard • 6-5 • 190 • Memphis, Tenn. • Douglass HS

## SEASON STATS

PPG	RPG	APG	FG%	3FG%	FT%
<b>14.1</b>	<b>4.0</b>	<b>1.9</b>	<b>48%</b>	<b>46%</b>	<b>77%</b>

## LAST GAME AT KANSAS STATE (2.5.19)

MIN	PTS	REBS	ASTS	BLKS	STLS
<b>19</b>	<b>7</b>	<b>3</b>	<b>2</b>	<b>0</b>	<b>1</b>

Announced Feb. 7 that he will take a leave of absence from the team, with no timetable for a return ... Lone senior on the Kansas roster ... Made 13 3-pointers in his last six games in 2017-18 ... All-Big 12 Honorable Mention ... Had six 20-point efforts ... Recorded 12 games of six-plus rebounds in 2017-18 including eight boards vs. Clemson (3/23) ... Averaged 7.4 ppg and shot 37 percent from beyond the arc in 2016-17.



## CAREER HONORS

- 2x Big 12 Player of the Week (11.19, 12.3)
- NIT Season Tip-Off All-Tournament Team
- All-Big 12 Honorable Mention [2017-18]
- Academic All-Big 12 Rookie Team [2015-16]

## CAREER HIGHS

Points	33	vs. Louisiana (11.16.18)
Field Goals	12	vs. Vermont (11.12.18) vs. Washington (12.6.17)
Field Goal Att.	23	vs. Washington (12.6.17)
3PT Field Goals	8	vs. Vermont (11.12.18)
3PT Field Goal Att.	12	vs. Louisiana (11.16.18)
Free Throws	8	vs. Villanova (12.15.18)
Free Throw Att.	10	vs. Villanova (12.15.18)
Rebounds	11	vs. Texas Southern (11.21.17)
Assists	7	3x, last vs. Washington (12.6.17)
Blocks	3	vs. Oakland (11.24.17)
Steals	3	6x, last vs. Oklahoma (1.2.19)
Minutes	43	2x, last vs. Stanford (12.1.18)

## MISCELLANEOUS

	FR	SO	JR	SR	CAREER
Double-Doubles	0	0	1	-	1
10+ Points	0	7	24	17	48
20+ Points	0	1	6	5	12
30+ Points	0	0	0	2	2
5+ Rebounds	1	12	21	7	35
10+ Rebounds	0	0	1	-	1
3+ Assists	0	2	12	6	20
3+ 3PT Field Goals	0	4	9	10	23
2+ Steals	0	6	10	7	23
2+ Blocks	0	2	2	-	4
Led Team in Pts.	0	1	3	6	10
Led Team in Rebs.	0	1	4	1	6
Led Team in Assists	0	0	3	2	5
Led Team in Steals	0	5	6	5	16
Led Team in Blocks	0	6	6	1	13

## 2018-19 GAME-BY-GAME

OPPONENT (Date)	MP	FG-A	PCT	3PT-A	PCT	FT-A	PCT	O-D-T	PF	A	TO	BLK	ST	TP
^vs. Michigan State (11.6)	32	1-7	.143	0-4	.000	0-0	---	0-3-3	2	3	2	0	3	2
^VERMONT (11.12)	33	12-14	.857	8-8	1.000	0-0	---	1-2-3	2	1	2	0	1	32
^LOUISIANA (11.16)	40	11-18	.611	7-12	.583	4-5	.800	2-7-9	0	2	3	0	2	33
^vs. Marquette (11.21)	36	6-12	.500	3-5	.600	1-2	.500	0-2-2	2	0	2	0	1	16
^vs. Tennessee (11.23)	43	6-12	.500	3-7	.429	0-0	---	1-1-2	2	4	2	0	1	15
^STANFORD (12.1)	43	10-17	.588	7-11	.636	0-0	.000	1-4-5	3	1	3	0	1	27
WOFFORD (12.4)	22	0-3	.000	0-2	.000	0-0	---	0-2-2	0	0	2	0	1	0
NEW MEXICO STATE (12.8)	31	2-8	.250	1-3	.333	0-0	---	0-6-6	2	5	1	1	2	5
^VILLANOVA (12.15)	39	9-15	.600	3-8	.375	8-10	.800	0-7-7	2	1	3	0	0	29
^SOUTH DAKOTA (12.18)	33	5-12	.417	2-3	.667	0-0	---	2-3-5	2	2	3	1	3	12
^at Arizona State (12.22)	37	5-16	.313	3-11	.273	1-1	1.000	0-2-2	4	1	3	0	2	14
^EASTERN MICHIGAN (12.29)	29	2-7	.286	0-5	.000	0-1	.000	0-3-3	0	4	2	0	1	4
^OKLAHOMA (1.2)	25	5-12	.417	2-7	.286	0-1	.000	0-4-4	1	1	4	1	3	12
^at Iowa State (1.5)	29	2-8	.250	2-6	.333	0-0	---	0-4-4	0	1	7	0	2	6
^TCU (1.9)	36	5-10	.500	2-7	.286	0-0	---	1-3-4	2	4	6	0	0	12
^at Baylor (1.12)	36	6-10	.600	6-8	.750	0-1	.000	0-3-3	1	2	4	1	0	18
^TEXAS (1.14)	32	7-14	.500	5-8	.625	2-2	1.000	0-4-4	0	4	0	0	1	21
^at West Virginia (1.19)	33	5-12	.417	2-6	.333	1-1	1.000	1-2-3	1	0	2	0	0	13
^IOWA STATE (1.21)	37	5-11	.455	2-6	.333	2-2	1.000	0-3-3	0	1	2	0	0	14
^at Kentucky (1.26)	35	4-9	.444	2-5	.400	0-0	---	1-5-6	3	1	1	0	1	10
at Texas (1.29)	23	4-9	.444	2-5	.400	0-0	---	0-2-2	0	1	1	0	1	10
^TEXAS TECH (2.2)	36	4-7	.571	3-4	.750	2-2	1.000	1-5-6	1	2	1	1	0	13
^at Kansas State (2.5)	19	2-5	.400	1-4	.250	2-2	1.000	0-3-3	0	2	2	0	1	7
OKLAHOMA STATE (2.9)														DNP
at TCU (2.11)														DNP
WEST VIRGINIA (2.16)														DNP
at Texas Tech (2.23)														DNP
KANSAS STATE (2.25)														DNP
at Oklahoma State (3.2)														DNP
at Oklahoma (3.5)														DNP
BAYLOR (3.9)														DNP
<b>TOTAL</b>	<b>759</b>	<b>118-248</b>	<b>.476</b>	<b>66-145</b>	<b>.455</b>	<b>23-30</b>	<b>.767</b>	<b>11-80-91</b>	<b>30</b>	<b>43</b>	<b>58</b>	<b>5</b>	<b>27</b>	<b>325</b>

^ Starter

## CAREER YEAR-BY-YEAR STATISTICS

SEASON	GP	GS	MIN	AVG	FG	FGA	PCT	3FG	3FGA	PCT	FT	FTA	PCT	OFF	DEF	TOT	AVG	PF	FO	AST	TO	BLK	STL	PTS	AVG
2015-16	19	0	91	4.8	14	25	.560	8	17	.471	3	6	.500	1	4	5	0.3	6	0	8	6	1	3	39	2.1
2016-17	36	6	878	24.4	97	219	.443	34	92	.370	38	46	.826	36	91	127	3.5	58	1	34	40	15	21	266	7.4
2017-18	39	35	1289	33.1	187	383	.488	59	158	.373	37	55	.673	37	150	187	4.8	74	0	83	64	13	34	470	12.1
2018-19	23	20	759	33.0	118	248	.476	66	145	.455	23	30	.767	11	80	91	4.0	30	0	43	58	5	27	325	14.1
<b>TOTAL</b>	<b>117</b>	<b>61</b>	<b>3017</b>	<b>25.8</b>	<b>416</b>	<b>875</b>	<b>.475</b>	<b>167</b>	<b>412</b>	<b>.405</b>	<b>101</b>	<b>137</b>	<b>.737</b>	<b>85</b>	<b>325</b>	<b>410</b>	<b>3.5</b>	<b>168</b>	<b>1</b>	<b>168</b>	<b>168</b>	<b>34</b>	<b>85</b>	<b>1100</b>	<b>9.4</b>

## BIG 12 ONLY YEAR-BY-YEAR STATISTICS

SEASON	GP	GS	MIN	AVG	FG	FGA	PCT	3FG	3FGA	PCT	FT	FTA	PCT	OFF	DEF	TOT	AVG	PF	FO	AST	TO	BLK	STL	PTS	AVG
2015-16	8	0	25	3.1	5	9	.556	5	8	.625	0	0	.000	0	1	1	0.1	3	0	0	1	0	0	15	1.9
2016-17	18	0	424	23.6	41	99	.414	15	43	.349	25	30	.833	18	41	59	3.3	27	1	14	20	5	9	122	6.8
2017-18	18	14	587	32.6	63	152	.414	22	75	.293	14	24	.583	10	62	72	4.0	42	0	25	29	4	12	162	9.0
2018-19	10	9	306	30.6	45	98	.459	27	61	.443	9	11	.818	3	33	36	3.6	6	0	18	29	3	8	126	12.6
<b>TOTAL</b>	<b>54</b>	<b>23</b>	<b>1342</b>	<b>24.9</b>	<b>154</b>	<b>358</b>	<b>.430</b>	<b>69</b>	<b>187</b>	<b>.369</b>	<b>48</b>	<b>65</b>	<b>.738</b>	<b>31</b>	<b>137</b>	<b>168</b>	<b>3.1</b>	<b>78</b>	<b>1</b>	<b>57</b>	<b>79</b>	<b>12</b>	<b>29</b>	<b>425</b>	<b>7.9</b>



# OCHAI AGBAJI (OCH-eye uh-BAH-gee)

Freshman • Guard • 6-5 • 210 • Kansas City, Mo. • Oak Park HS

## SEASON STATS

PPG	RPG	APG	FG%	3FG%	FT%
9.4	4.7	0.8	47%	33%	70%

## LAST GAME AT OKLAHOMA (3.5.19)

MIN	PTS	REBS	ASTS	BLKS	STLS
31	9	3	0	1	0

Played in his first game of the season vs. TCU (1/9) ... Previously declared a redshirt for 2018-19 on Nov. 5 ... A Kansas City product who is very athletic and has a great shooting touch ... Verbally committed to Kansas in February 2018 ... Bill Self compares Agbaji to Kansas City Jayhawk Travis Releford who played in 138 career games and was a two-year starter while at KU.

## CAREER HONORS

Big 12 Newcomer of the Week (2.4.19)

## CAREER HIGHS

Points	24	at Texas (1.29.19)
Field Goals	8	vs. Oklahoma State (2.9.19) at Texas (1.29.19)
Field Goal Att.	12	at Oklahoma (3.5.19) at TCU (2.11.19) vs. Oklahoma State (2.9.19)
3PT Field Goals	5	vs. Oklahoma State (2.9.19)
3PT Field Goal Att.	8	at Oklahoma State (3.2.19)
Free Throws	6	at TCU (2.11.19) at Texas (1.29.19)
Free Throw Att.	8	at Texas (1.29.19)
Rebounds	11	at TCU (2.11.19)
Assists	3	vs. Texas Tech (2.2.19)
Blocks	1	8x, last at Oklahoma (3.5.19)
Steals	2	at Texas (1.29.19) vs. TCU (1.9.19)
Minutes	41	at TCU (2.11.19)

## MISCELLANEOUS

	FRESHMAN/CAREER
Double-Doubles	2
10+ Points	7
20+ Points	3
5+ Rebounds	6
10+ Rebounds	2
3+ Assists	1
2+ 3PT Field Goals	5
2+ Steals	2
2+ Blocks	-
Led Team in Pts.	1
Led Team in Rebs.	3
Led Team in Assists	-
Led Team in Steals	-
Led Team in Blocks	5

## 2018-19 GAME-BY-GAME

OPPONENT (Date)	MP	FG-A	PCT	3PT-A	PCT	FT-A	PCT	O-D-T	PF	A	TO	BLK	ST	TP
vs. Michigan State (11.6)							DNP							
VERMONT (11.12)							DNP							
LOUISIANA (11.16)							DNP							
vs. Marquette (11.21)							DNP							
vs. Tennessee (11.23)							DNP							
STANFORD (12.1)							DNP							
WOFFORD (12.4)							DNP							
NEW MEXICO STATE (12.8)							DNP							
VILLANOVA (12.15)							DNP							
SOUTH DAKOTA (12.18)							DNP							
at Arizona State (12.22)							DNP							
EASTERN MICHIGAN (12.29)							DNP							
OKLAHOMA (1.2)							DNP							
at Iowa State (1.5)							DNP							
TCU (1.9)	25	3-5	.600	1-2	.500	0-0	---	1-3-4	2	1	0	1	2	7
at Baylor (1.12)	21	4-5	.800	1-2	.500	1-2	.500	1-2-3	2	0	0	0	1	10
TEXAS (1.14)	25	2-5	.400	0-2	.000	0-0	---	0-4-4	1	2	0	0	1	4
at West Virginia (1.19)	4	0-1	.000	0-0	---	0-0	---	1-2-3	0	0	3	0	0	0
IOWA STATE (1.21)	16	3-6	.500	2-4	.500	0-0	.000	1-4-5	5	0	2	1	0	8
at Kentucky (1.26)	21	2-6	.333	1-4	.250	2-2	1.000	2-0-2	0	0	1	0	0	7
*at Texas (1.29)	35	8-10	.800	2-4	.500	6-8	.750	4-3-7	4	0	2	1	2	24
*TEXAS TECH (2.2)	33	3-8	.375	1-4	.250	3-6	.500	1-9-10	3	3	2	0	1	10
*at Kansas State (2.5)	35	3-7	.429	0-2	.000	0-2	.000	1-3-4	3	0	4	1	1	6
*OKLAHOMA STATE (2.9)	36	8-12	.667	5-7	.714	2-2	1.000	1-5-6	1	2	0	0	0	23
*at TCU (2.11)	41	6-12	.500	2-6	.333	6-6	1.000	1-10-11	0	1	1	1	1	20
*WEST VIRGINIA (2.16)	27	4-9	.444	1-4	.250	1-2	.500	0-3-3	4	1	3	0	1	10
*at Texas Tech (2.23)	30	1-6	.167	0-3	.000	0-0	---	0-2-2	1	0	2	1	0	2
*KANSAS STATE (2.25)	16	0-1	.000	0-1	.000	0-0	---	0-3-3	0	0	1	0	0	0
*at Oklahoma State (3.2)	29	3-10	.300	3-8	.375	2-3	.667	0-5-5	2	2	0	1	0	11
*at Oklahoma (3.5)	31	4-12	.333	1-7	.143	0-0	---	0-3-3	3	0	1	1	0	9
BAYLOR (3.9)														
<b>TOTAL</b>	<b>425</b>	<b>54-115</b>	<b>.470</b>	<b>20-60</b>	<b>.333</b>	<b>23-33</b>	<b>.697</b>	<b>14-61-75</b>	<b>31</b>	<b>12</b>	<b>22</b>	<b>8</b>	<b>10</b>	<b>151</b>

^ Starter

## CAREER YEAR-BY-YEAR STATISTICS

SEASON	GP	GS	MIN	AVG	FG	FGA	PCT	3FG	3FGA	PCT	FT	FTA	PCT	OFF	DEF	TOT	AVG	PF	FO	AST	TO	BLK	STL	PTS	AVG
2018-19	16	10	425	26.6	54	115	.470	20	60	.333	23	33	.697	14	61	75	4.7	31	1	12	22	8	10	151	9.4
<b>TOTAL</b>	<b>16</b>	<b>10</b>	<b>425</b>	<b>26.6</b>	<b>54</b>	<b>115</b>	<b>.470</b>	<b>20</b>	<b>60</b>	<b>.333</b>	<b>23</b>	<b>33</b>	<b>.697</b>	<b>14</b>	<b>61</b>	<b>75</b>	<b>4.7</b>	<b>31</b>	<b>1</b>	<b>12</b>	<b>22</b>	<b>8</b>	<b>10</b>	<b>151</b>	<b>9.4</b>

## BIG 12 ONLY YEAR-BY-YEAR STATISTICS

SEASON	GP	GS	MIN	AVG	FG	FGA	PCT	3FG	3FGA	PCT	FT	FTA	PCT	OFF	DEF	TOT	AVG	PF	FO	AST	TO	BLK	STL	PTS	AVG
2018-19	15	10	404	26.9	52	109	.477	19	56	.339	21	31	.677	12	61	73	4.9	31	1	12	21	8	10	144	9.6
<b>TOTAL</b>	<b>15</b>	<b>10</b>	<b>404</b>	<b>26.9</b>	<b>52</b>	<b>109</b>	<b>.477</b>	<b>19</b>	<b>56</b>	<b>.339</b>	<b>21</b>	<b>31</b>	<b>.677</b>	<b>12</b>	<b>61</b>	<b>73</b>	<b>4.9</b>	<b>31</b>	<b>1</b>	<b>12</b>	<b>21</b>	<b>8</b>	<b>10</b>	<b>144</b>	<b>9.6</b>

# DAVID McCORMACK

Freshman • Forward • 6-10 • 265 • Norfolk, Va. • Oak Hill Academy

## SEASON STATS

PPG	RPG	BPG	FG%	3FG%	FT%
<b>3.0</b>	<b>2.5</b>	<b>0.4</b>	<b>56%</b>	<b>-</b>	<b>57%</b>

## LAST GAME AT OKLAHOMA (3.5.19)

MIN	PTS	REBS	ASTS	BLKS	STLS
<b>21</b>	<b>18</b>	<b>5</b>	<b>1</b>	<b>0</b>	<b>2</b>

A 2018 McDonald's All-American who also represented the USA at the Nike Hoop Summit ... A big body who showed a lot of discipline in losing more than 50 pounds during high school ... Can play both power forward and center and can open up the middle with his outside shooting.



## CAREER HONORS

## CAREER HIGHS

Points	18	at Oklahoma (3.5.19)
Field Goals	8	at Oklahoma (3.5.19)
Field Goal Att.	11	at Oklahoma (3.5.19)
3PT Field Goals	-	
3PT Field Goal Att.	-	
Free Throws	4	vs. South Dakota (12.18.18)
Free Throw Att.	4	5x, last at Oklahoma St. (3.2.19)
Rebounds	6	vs. South Dakota (12.18.18) vs. Louisiana (11.16.18)
Assists	2	at Texas (1.29.19)
Blocks	2	vs. West Virginia (2.16.19) vs. South Dakota (12.18.18)
Steals	2	at Oklahoma (3.5.19) vs. West Virginia (2.16.19)
Minutes	24	vs. West Virginia (2.16.19)

## MISCELLANEOUS

	FRESHMAN/CAREER
Double-Doubles	-
10+ Points	3
20+ Points	-
5+ Rebounds	5
10+ Rebounds	-
2+ Assists	1
1+ 3PT Field Goals	-
2+ Steals	2
2+ Blocks	2
Led Team in Pts.	1
Led Team in Rebs.	-
Led Team in Assists	-
Led Team in Steals	2
Led Team in Blocks	4

## 2018-19 GAME-BY-GAME

OPPONENT (Date)	MP	FG-A	PCT	3PT-A	PCT	FT-A	PCT	O-D-T	PF	A	TO	BLK	ST	TP
vs. Michigan State (11.6)	5	1-2	.500	0-0	---	1-4	.250	1-2-3	1	1	0	0	0	3
VERMONT (11.12)						DNP								
LOUISIANA (11.16)	10	1-4	.250	0-0	---	0-0	---	4-2-6	0	0	0	1	0	2
vs. Marquette (11.21)	2	1-1	1.000	0-0	---	0-0	---	0-0-0	0	0	0	0	0	2
vs. Tennessee (11.23)	4	0-0	---	0-0	---	0-0	---	0-1-1	1	0	2	0	0	0
STANFORD (12.1)	1	0-0	---	0-0	---	0-0	---	0-1-1	0	0	0	0	0	0
WOFFORD (12.4)	5	3-5	.600	0-0	---	0-0	---	0-3-3	0	0	0	0	0	6
NEW MEXICO STATE (12.8)	4	0-1	.000	0-0	---	0-0	---	0-0-0	0	0	0	1	0	0
VILLANOVA (12.15)	1	0-0	---	0-0	---	0-0	---	0-0-0	0	0	0	0	0	0
SOUTH DAKOTA (12.18)	17	4-7	.571	0-0	---	4-4	1.000	1-5-6	2	1	0	2	0	12
at Arizona State (12.22)	11	1-2	.500	0-0	---	0-0	---	2-2-4	2	0	0	1	0	2
EASTERN MICHIGAN (12.29)	17	2-2	1.000	0-0	---	0-1	.000	0-5-5	2	0	0	1	1	4
OKLAHOMA (1.2)	6	0-1	.000	0-0	---	0-0	---	1-0-1	1	0	1	0	1	0
at Iowa State (1.5)	10	1-2	.500	0-0	---	0-0	---	0-1-1	1	0	0	0	0	2
TCU (1.9)	1	0-0	---	0-0	---	0-0	---	0-0-0	0	0	0	0	0	0
at Baylor (1.12)	6	0-0	---	0-0	---	0-0	---	0-0-0	1	0	0	0	0	0
TEXAS (1.14)	8	1-3	.333	0-0	---	0-1	.000	3-1-4	2	0	1	0	0	2
at West Virginia (1.19)	8	1-1	1.000	0-0	---	0-0	---	1-3-4	0	0	0	0	0	2
IOWA STATE (1.21)	2	0-0	---	0-0	---	0-0	---	0-1-1	0	0	0	0	0	0
at Kentucky (1.26)	8	0-1	.000	0-0	---	0-1	.000	1-2-3	1	0	0	0	0	0
at Texas (1.29)	9	1-1	1.000	0-0	---	0-0	---	0-0-0	1	2	1	0	0	2
TEXAS TECH (2.2)	6	0-0	---	0-0	---	0-0	---	0-1-1	0	0	2	0	0	0
at Kansas State (2.5)						DNP								
*OKLAHOMA STATE (2.9)	14	0-3	.000	0-0	---	0-0	---	4-1-5	2	0	0	1	0	0
*at TCU (2.11)	17	1-3	.333	0-0	---	2-4	.500	1-2-3	4	0	0	1	0	4
*WEST VIRGINIA (2.16)	24	4-4	1.000	0-0	---	2-4	.500	3-1-4	4	1	4	2	2	10
*at Texas Tech (2.23)	16	3-3	1.000	0-0	---	2-2	1.000	0-4-4	2	0	3	0	0	8
*KANSAS STATE (2.25)	7	0-0	---	0-0	---	0-0	---	1-0-1	0	0	2	0	0	0
*at Oklahoma State (3.2)	11	1-4	.250	0-0	---	3-4	.750	0-3-3	1	1	1	1	0	5
*at Oklahoma (3.5)	21	8-11	.727	0-0	---	2-3	.667	2-3-5	4	1	0	0	2	18
BAYLOR (3.9)														
<b>TOTAL</b>	<b>251</b>	<b>34-61</b>	<b>.557</b>	<b>0-0</b>	<b>---</b>	<b>16-28</b>	<b>.571</b>	<b>25-44-69</b>	<b>32</b>	<b>7</b>	<b>17</b>	<b>11</b>	<b>6</b>	<b>84</b>

^ Starter

## CAREER YEAR-BY-YEAR STATISTICS

SEASON	GP	GS	MIN	AVG	FG	FGA	PCT	3FG	3FGA	PCT	FT	FTA	PCT	OFF	DEF	TOT	AVG	PF	FO	AST	TO	BLK	STL	PTS	AVG
2018-19	28	7	251	9.0	34	61	.557	0	0	.000	16	28	.571	25	44	69	2.5	32	0	7	17	11	6	84	3.0
<b>TOTAL</b>	<b>28</b>	<b>7</b>	<b>251</b>	<b>9.0</b>	<b>34</b>	<b>61</b>	<b>.557</b>	<b>0</b>	<b>0</b>	<b>.000</b>	<b>16</b>	<b>28</b>	<b>.571</b>	<b>25</b>	<b>44</b>	<b>69</b>	<b>2.5</b>	<b>32</b>	<b>0</b>	<b>7</b>	<b>17</b>	<b>11</b>	<b>6</b>	<b>84</b>	<b>3.0</b>

## BIG 12 ONLY YEAR-BY-YEAR STATISTICS

SEASON	GP	GS	MIN	AVG	FG	FGA	PCT	3FG	3FGA	PCT	FT	FTA	PCT	OFF	DEF	TOT	AVG	PF	FO	AST	TO	BLK	STL	PTS	AVG
2018-19	16	7	166	10.4	21	36	.583	0	0	.000	11	18	.611	16	21	37	2.3	23	0	5	15	5	5	53	3.3
<b>TOTAL</b>	<b>16</b>	<b>7</b>	<b>166</b>	<b>10.4</b>	<b>21</b>	<b>36</b>	<b>.583</b>	<b>0</b>	<b>0</b>	<b>.000</b>	<b>11</b>	<b>18</b>	<b>.611</b>	<b>16</b>	<b>21</b>	<b>37</b>	<b>2.3</b>	<b>23</b>	<b>0</b>	<b>5</b>	<b>15</b>	<b>5</b>	<b>5</b>	<b>53</b>	<b>3.3</b>



# UDOKA AZUBUIKE

(you-DOE-kuh az-uh-BOO-kee)

Junior • Center • 7-0 • 270 • Delta, Nigeria • Potter's House Christian Academy

## SEASON STATS

PPG	RPG	BPG	FG%	3FG%	FT%
<b>13.4</b>	<b>6.8</b>	<b>1.6</b>	<b>71%</b>	<b>-</b>	<b>34%</b>

## LAST GAME VS. OKLAHOMA (1.2.19)

MIN	PTS	REBS	ASTS	BLKS	STLS
<b>23</b>	<b>8</b>	<b>9</b>	<b>0</b>	<b>2</b>	<b>0</b>

Announced Jan. 6 he will miss the remainder of the 2018-19 season due to surgery on his right wrist ... Led NCAA Division I in field goal percentage at 77.0, which ranks second best for a season in NCAA history ... Posted his sixth double-double of the season with 14 points and 11 rebounds vs. Clemson (3/23) ... Had 11 games with nine or more rebounds ... Ranked seventh in the Big 12 in rebound average (7.0) and sixth in blocked shots (1.7) ... Posted seven 20-point games season in 2017-18 ... Played in 11 games with six starts as a freshman in 2016-17 before a season-ending wrist injury.

## CAREER HONORS

- Academic All-Big 12 First Team [2018-19]
- Kareem Abdul-Jabbar Center of the Year Award Candidate (1 of 20)
- Preseason All-Big 12 Honorable Mention
- All-Big 12 Third Team [2017-18]
- Academic All-Big 12 Second Team [2017-18]

## CAREER HIGHS

Points	26	at Nebraska (12.16.17)
Field Goals	13	at Nebraska (12.16.17)
Field Goal Att.	17	vs. Vermont (11.12.18)
	17	at Nebraska (12.16.17)
3PT Field Goals	-	-
3PT Field Goal Att.	-	-
Free Throws	7	vs. West Virginia (2.17.18)
Free Throw Att.	11	vs. Baylor (1.20.18)
Rebounds	13	at Texas (12.29.17)
Assists	2	4x, last vs. Marquette (11.21.18)
Blocks	5	vs. Texas (2.26.18)
		vs. Kansas State (1.13.18)
Steals	3	vs. Oklahoma (2.19.18)
Minutes	34	3x, last vs. Vermont (11.12.18)

## MISCELLANEOUS

	FR	SO	JR	CAREER
Double-Doubles	1	6	1	8
10+ Points	1	25	5	30
20+ Points	0	7	2	9
5+ Rebounds	4	30	5	39
10+ Rebounds	1	6	1	8
3+ Assists	0	0	-	0
2+ Steals	0	4	-	4
2+ Blocks	5	19	4	28
Led Team in Pts.	0	7	1	8
Led Team in Rebs.	3	20	2	25
Led Team in Assists	0	0	-	0
Led Team in Steals	0	1	-	1
Led Team in Blocks	6	22	5	33

## 2018-19 GAME-BY-GAME

OPPONENT (Date)	MP	FG-A	PCT	3PT-A	PCT	FT-A	PCT	O-D-T	PF	A	TO	BLK	ST	TP
^vs. Michigan State (11.6)	20	7-10	.700	0-0	---	3-7	.429	2-1-3	4	1	2	4	1	17
^VERMONT (11.12)	34	10-17	.588	0-0	---	3-6	.500	1-10-11	2	0	3	1	0	23
^LOUISIANA (11.16)	23	8-10	.800	0-0	---	1-4	.250	4-4-8	3	1	2	4	0	17
^vs. Marquette (11.21)	15	3-5	.600	0-0	---	0-3	.000	1-3-4	4	2	2	0	0	6
^vs. Tennessee (11.23)	17	4-6	.667	0-0	---	1-2	.500	1-3-4	5	0	4	1	1	9
^STANFORD (12.1)	28	9-11	.818	0-0	---	0-3	.000	3-6-9	4	1	2	0	1	18
^WOFFORD (12.4)	4	0-1	.000	0-0	---	0-0	---	2-2-4	0	0	0	0	0	0
NEW MEXICO STATE (12.8)								DNP -- INJURED						
VILLANOVA (12.15)								DNP -- INJURED						
SOUTH DAKOTA (12.18)								DNP -- INJURED						
at Arizona State (12.22)								DNP -- INJURED						
^EASTERN MICHIGAN (12.29)	20	10-13	.769	0-0	---	3-6	.500	3-6-9	2	0	2	2	1	23
^OKLAHOMA (1.2)	23	4-5	.800	0-0	---	0-1	.000	3-6-9	2	0	1	2	0	8
at Iowa State (1.5)								DNP -- INJURED						
TCU (1.9)								DNP -- INJURED						
at Baylor (1.12)								DNP -- INJURED						
TEXAS (1.14)								DNP -- INJURED						
at West Virginia (1.19)								DNP -- INJURED						
IOWA STATE (1.21)								DNP -- INJURED						
at Kentucky (1.26)								DNP -- INJURED						
at Texas (1.29)								DNP -- INJURED						
TEXAS TECH (2.2)								DNP -- INJURED						
at Kansas State (2.5)								DNP -- INJURED						
OKLAHOMA STATE (2.9)								DNP -- INJURED						
at TCU (2.11)								DNP -- INJURED						
WEST VIRGINIA (2.16)								DNP -- INJURED						
at Texas Tech (2.23)								DNP -- INJURED						
KANSAS STATE (2.25)								DNP -- INJURED						
at Oklahoma State (3.2)								DNP -- INJURED						
at Oklahoma (3.5)								DNP -- INJURED						
BAYLOR (3.9)														
<b>TOTAL</b>	<b>184</b>	<b>55-78</b>	<b>.705</b>	<b>0-0</b>	<b>---</b>	<b>11-32</b>	<b>.344</b>	<b>20-41-61</b>	<b>26</b>	<b>5</b>	<b>18</b>	<b>14</b>	<b>4</b>	<b>121</b>

^ Starter

## CAREER YEAR-BY-YEAR STATISTICS

SEASON	GP	GS	MIN	AVG	FG	FGA	PCT	3FG	3FGA	PCT	FT	FTA	PCT	OFF	DEF	TOT	AVG	PF	FO	AST	TO	BLK	STL	PTS	AVG
2016-17	11	6	142	12.9	22	35	.629	0	0	.000	11	29	.379	13	35	48	4.4	31	0	2	15	18	2	55	5.0
2017-18	36	34	848	23.6	211	274	.770	0	0	.000	45	109	.413	87	165	252	7.0	108	4	24	63	60	20	467	13.0
2018-19	9	9	184	20.4	55	78	.705	0	0	.000	11	32	.344	20	41	61	6.8	26	1	5	18	14	4	121	13.4
<b>TOTAL</b>	<b>56</b>	<b>49</b>	<b>1174</b>	<b>21.0</b>	<b>288</b>	<b>387</b>	<b>.744</b>	<b>0</b>	<b>0</b>	<b>.000</b>	<b>67</b>	<b>170</b>	<b>.394</b>	<b>120</b>	<b>241</b>	<b>361</b>	<b>6.4</b>	<b>165</b>	<b>5</b>	<b>31</b>	<b>96</b>	<b>92</b>	<b>26</b>	<b>643</b>	<b>11.5</b>

## BIG 12 ONLY YEAR-BY-YEAR STATISTICS

SEASON	GP	GS	MIN	AVG	FG	FGA	PCT	3FG	3FGA	PCT	FT	FTA	PCT	OFF	DEF	TOT	AVG	PF	FO	AST	TO	BLK	STL	PTS	AVG
2016-17	-	-	-	-	-	-	-	-	-	-	-	-	-	-	-	-	-	-	-	-	-	-	-	-	-
2017-18	18	18	431	23.9	100	127	.787	0	0	.000	32	76	.421	42	76	118	6.6	59	2	11	38	32	11	232	12.9
2018-19	1	1	23	23.0	4	5	.800	0	0	.000	0	1	.000	3	6	9	9.0	2	0	0	1	2	0	8	8.0
<b>TOTAL</b>	<b>19</b>	<b>19</b>	<b>454</b>	<b>23.9</b>	<b>104</b>	<b>132</b>	<b>.788</b>	<b>0</b>	<b>0</b>	<b>.000</b>	<b>32</b>	<b>77</b>	<b>.416</b>	<b>45</b>	<b>82</b>	<b>127</b>	<b>6.7</b>	<b>61</b>	<b>2</b>	<b>11</b>	<b>39</b>	<b>34</b>	<b>11</b>	<b>240</b>	<b>12.6</b>



# MITCH LIGHTFOOT

Junior • Forward • 6-8 • 225 • Gilbert, Arizona • Gilbert Christian HS

## SEASON STATS

PPG	RPG	BPG	FG%	3FG%	FT%
2.5	2.9	0.8	57%	13%	53%

## LAST GAME AT OKLAHOMA (3.5.19)

MIN	PTS	REBS	ASTS	BLKS	STLS
17	0	4	0	0	0

Started seven games in 2017-18 ... Pulled down a career-high 11 rebounds vs. Penn (3/18) with nine points ... Went 22-for-31 (71.0 percent) in his last 11 games ... Finished second on the team with 54 blocked shots ... Ranked eighth in the Big 12 with 1.5 blocked shots per game ... Led Kansas with 16 charges drawn ... Was born in Kansas City and moved to Arizona as a youth ... Played in 26 games as a freshman.

## CAREER HONORS

### CAREER HIGHS

Points	11	vs. Oakland (11.24.17)
Field Goals	4	4x, last vs. Kansas State (3.9.18)
Field Goal Att.	7	at West Virginia (1.15.18) vs. Texas Southern (11.21.17)
3PT Field Goals	2	vs. Tennessee St. (11.10.17)
3PT Field Goal Att.	3	vs. Texas Southern (11.21.17)
Free Throws	4	at Nebraska (12.16.17) vs. Oakland (11.24.17)
Free Throw Att.	5	vs. Kansas State (2.25.19) vs. Oklahoma State (2.9.19)
Rebounds	11	vs. Penn (3.15.18)
Assists	3	at Oklahoma State (3.2.19)
Blocks	6	at TCU (1.6.18)
Steals	2	at Iowa State (2.13.18)
Minutes	31	vs. Kansas State (2.25.19)

### MISCELLANEOUS

	FR	SO	JR	CAREER
Double-Doubles	0	0	-	0
10+ Points	0	2	-	2
20+ Points	0	0	-	0
5+ Rebounds	1	10	8	19
10+ Rebounds	0	1	-	1
2+ Assists	0	1	3	4
2+ 3PT Field Goals	0	1	-	1
2+ Steals	0	1	-	1
2+ Blocks	3	13	4	20
Led Team in Pts.	0	0	-	0
Led Team in Rebs.	0	2	2	4
Led Team in Assists	0	0	-	0
Led Team in Steals	0	1	-	1
Led Team in Blocks	6	19	10	35

## 2018-19 GAME-BY-GAME

OPPONENT (Date)	MP	FG-A	PCT	3PT-A	PCT	FT-A	PCT	O-D-T	PF	A	TO	BLK	ST	TP
vs. Michigan State (11.6)	6	2-2	1.000	0-0	---	0-0	---	1-0-1	3	0	0	1	0	4
VERMONT (11.12)	6	0-1	.000	0-1	.000	1-2	.500	0-1-1	1	1	0	1	0	1
LOUISIANA (11.16)	2	0-0	---	0-0	---	0-0	---	0-0-0	1	0	1	0	0	0
vs. Marquette (11.21)	13	1-1	1.000	0-0	---	1-1	1.000	1-1-2	0	1	0	1	0	3
vs. Tennessee (11.23)	8	0-0	---	0-0	---	0-0	---	0-3-3	0	0	0	1	0	0
STANFORD (12.1)	5	0-1	.000	0-0	---	0-0	---	1-0-1	0	0	0	0	0	0
WOFFORD (12.4)	6	0-0	---	0-0	---	0-0	---	1-1-2	0	0	1	0	0	0
NEW MEXICO STATE (12.8)	18	3-6	.500	0-1	.000	1-2	.500	2-4-6	3	1	1	1	0	7
VILLANOVA (12.15)	14	1-1	1.000	0-0	---	0-1	.000	0-2-2	1	0	1	1	0	2
SOUTH DAKOTA (12.18)	14	2-3	.667	0-1	.000	3-4	.750	3-3-6	1	1	0	1	0	7
at Arizona State (12.22)	8	0-1	.000	0-0	---	0-0	---	1-1-2	2	0	1	1	0	0
EASTERN MICHIGAN (12.29)	11	2-3	.667	0-0	---	0-0	---	1-5-6	4	2	0	0	0	4
OKLAHOMA (1.2)	4	0-0	---	0-0	---	0-0	---	1-0-1	0	0	0	0	0	0
at Iowa State (1.5)	7	0-1	.000	0-1	.000	0-0	---	0-0-0	1	0	1	0	0	0
TCU (1.9)	10	1-1	1.000	0-0	---	0-0	---	0-3-3	0	0	0	0	0	2
at Baylor (1.12)	3	0-0	---	0-0	---	0-0	---	0-2-2	2	0	0	1	0	0
TEXAS (1.14)	6	0-1	.000	0-0	---	0-2	.000	0-0-0	1	0	0	0	0	0
at West Virginia (1.19)	4	0-0	---	0-0	---	0-0	---	0-0-0	1	0	0	0	0	0
IOWA STATE (1.21)								DNP						
at Kentucky (1.26)								DNP						
at Texas (1.29)	14	0-1	.000	0-0	---	0-0	---	0-0-0	3	0	0	1	0	0
TEXAS TECH (2.2)	7	0-0	---	0-0	---	0-0	---	0-1-1	2	0	1	0	0	0
at Kansas State (2.5)	14	2-2	1.000	0-0	---	2-2	1.000	3-2-5	2	0	0	0	0	6
OKLAHOMA STATE (2.9)	20	2-3	.667	0-1	.000	2-5	.400	5-4-9	5	1	0	2	1	6
at TCU (2.11)	22	2-4	.500	0-1	.000	0-1	.000	3-3-6	5	0	0	3	1	4
WEST VIRGINIA (2.16)	23	2-3	.667	0-0	---	1-2	.500	1-6-7	3	1	1	3	1	5
at Texas Tech (2.23)	11	1-1	1.000	0-0	---	0-0	---	2-2-4	1	1	1	0	1	2
KANSAS STATE (2.25)	31	3-5	.600	1-2	.500	2-5	.400	1-4-5	2	2	1	3	0	9
at Oklahoma State (3.2)	17	2-3	.667	0-0	---	3-3	1.000	0-1-1	1	3	0	1	1	7
at Oklahoma (3.5)	17	0-2	.000	0-0	---	0-0	---	2-2-4	4	0	2	0	0	0
BAYLOR (3.9)														
<b>TOTAL</b>	<b>321</b>	<b>26-46</b>	<b>.565</b>	<b>1-8</b>	<b>.125</b>	<b>16-30</b>	<b>.533</b>	<b>29-51-80</b>	<b>49</b>	<b>14</b>	<b>12</b>	<b>22</b>	<b>5</b>	<b>69</b>

^ Starter

## CAREER YEAR-BY-YEAR STATISTICS

SEASON	GP	GS	MIN	AVG	FG	FGA	PCT	3FG	3FGA	PCT	FT	FTA	PCT	OFF	DEF	TOT	AVG	PF	FO	AST	TO	BLK	STL	PTS	AVG
2016-17	26	0	102	3.9	10	18	.556	2	3	.667	2	12	.167	9	16	25	1.0	17	0	1	7	11	2	24	0.9
2017-18	38	7	531	14.0	60	105	.571	6	17	.353	18	25	.720	48	68	116	3.1	83	3	10	29	54	10	144	3.8
2018-19	28	0	321	11.5	26	46	.565	1	8	.125	16	30	.533	29	51	80	2.9	49	2	14	12	22	5	69	2.5
<b>TOTAL</b>	<b>92</b>	<b>7</b>	<b>954</b>	<b>10.4</b>	<b>96</b>	<b>169</b>	<b>.568</b>	<b>9</b>	<b>28</b>	<b>.321</b>	<b>36</b>	<b>67</b>	<b>.537</b>	<b>86</b>	<b>135</b>	<b>221</b>	<b>2.4</b>	<b>149</b>	<b>5</b>	<b>25</b>	<b>48</b>	<b>87</b>	<b>17</b>	<b>237</b>	<b>2.6</b>

## BIG 12 ONLY YEAR-BY-YEAR STATISTICS

SEASON	GP	GS	MIN	AVG	FG	FGA	PCT	3FG	3FGA	PCT	FT	FTA	PCT	OFF	DEF	TOT	AVG	PF	FO	AST	TO	BLK	STL	PTS	AVG
2016-17	10	0	39	3.9	2	5	.400	0	0	.000	1	4	.250	4	5	9	0.9	7	0	0	3	6	0	5	0.5
2017-18	18	2	238	13.2	26	51	.510	1	8	.125	3	5	.600	24	22	46	2.6	33	1	7	6	27	5	56	3.1
2018-19	16	0	210	13.1	15	27	.556	1	5	.200	10	20	.500	18	30	48	3.0	33	2	8	7	14	5	41	2.6
<b>TOTAL</b>	<b>44</b>	<b>2</b>	<b>487</b>	<b>11.1</b>	<b>43</b>	<b>83</b>	<b>.518</b>	<b>2</b>	<b>13</b>	<b>.154</b>	<b>14</b>	<b>29</b>	<b>.483</b>	<b>48</b>	<b>57</b>	<b>103</b>	<b>2.3</b>	<b>73</b>	<b>3</b>	<b>15</b>	<b>16</b>	<b>47</b>	<b>10</b>	<b>102</b>	<b>2.3</b>



# GAME-BY-GAME COMPARISONS

Opponent	1st	2nd	Score	Mar	Total FG	FG Pct	3-Pointers	3FG Pct	Free Throws	FT Pct	Rebounds	Mar	Assist	TOver	Block	Steal	Fouls
vs. Michigan State (11/6)	50/36	42/51	92-87	+5	31-69/26-59	.449/.441	10-23/12-23	.435/.522	20-33/23-35	.606/.657	42/40	+2	21/19	11/18	7/7	10/5	28/25
VERMONT (11/12)	40/36	44/32	84-68	+16	33-63/23-56	.524/.411	12-19/9-26	.632/.346	6-10/13-17	.600/.765	38/28	+10	19/11	13/12	2/2	7/3	18/13
LOUISIANA (11/16)	44/41	45/35	89-76	+13	32-65/27-63	.492/.429	8-22/12-36	.364/.333	17-26/10-12	.654/.833	45/32	+13	20/16	16/15	5/0	6/10	14/20
vs. Marquette (11/21)	38/47	39/21	77-68	+9	28-58/25-60	.483/.417	5-10/14-31	.500/.452	16-24/4-5	.667/.800	38/31	+7	10/17	8/13	5/7	6/2	15/22
vs. Tennessee (11/23)	31/33	38/36	87-81	+6	30-60/31-75	.500/.413	5-17/7-27	.294/.259	22-34/12-17	.647/.706	43/40	+3	13/19	16/14	2/4	6/5	18/25
STANFORD (12/1)	29/35	46/40	90-84	+6	32-64/28-63	.500/.444	7-16/12-34	.438/.353	19-27/16-19	.704/.842	37/36	+1	12/13	11/18	0/6	10/3	20/22
WOFFORD (12/4)	29/26	43/21	72-47	+25	31-63/17-65	.492/.262	3-23/5-26	.130/.192	7-10/8-10	.700/.800	36/45	(9)	11/5	7/18	5/3	9/1	11/14
NEW MEXICO ST. (12/8)	26/28	37/32	63-60	+3	25-58/25-55	.431/.455	7-21/7-26	.333/.269	6-12/3-10	.500/.300	36/37	(1)	15/20	13/16	4/4	7/6	15/15
VILLANOVA (12/15)	33/31	41/40	74-71	+3	23-46/24-59	.500/.407	5-15/8-28	.333/.286	23-30/15-19	.767/.789	35/26	+9	9/8	14/9	2/2	4/5	19/21
SOUTH DAKOTA (12/18)	37/27	52/26	89-53	+36	34-66/22-58	.515/.379	9-23/3-13	.391/.231	12-15/6-13	.800/.462	42/31	+11	19/14	12/17	5/2	11/8	16/15
at Arizona State (12/22)	39/31	37/49	76-80	(4)	27-65/26-63	.415/.413	7-28/8-21	.250/.381	15-16/20-32	.938/.625	40/41	(1)	13/13	16/11	5/5	6/9	22/12
Eastern Michigan (12/29)	46/25	41/38	87-63	+24	31-56/21-70	.554/.300	7-21/6-32	.333/.188	18-26/15-23	.692/.652	42/42	-	25/7	17/16	4/1	7/9	20/23
OKLAHOMA (1/2)	40/25	30/38	70-63	+7	26-63/25-62	.413/.403	4-21/5-22	.190/.227	14-22/8-13	.636/.615	42/40	+2	10/9	14/17	6/2	11/5	17/17
at Iowa State (1/5)	32/36	28/41	60-77	(17)	24-56/28-61	.429/.459	6-20/13-25	.300/.520	6-11/8-10	.545/.800	41/26	+15	12/18	24/12	1/4	6/13	10/12
TCU (1/9)	40/31	37/37	77-68	+9	26-60/25-54	.433/.463	5-21/9-21	.238/.429	20-27/9-13	.741/.692	34/34	-	13/12	12/20	2/3	10/6	13/18
at Baylor (1/12)	35/25	38/43	73-68	+5	24-44/25-75	.545/.333	9-16/9-31	.563/.290	16-27/9-15	.593/.600	30/49	(19)	13/13	14/14	11/3	6/9	19/23
TEXAS (1/14)	38/40	42/38	80-78	+2	29-54/29-69	.537/.420	11-22/13-34	.500/.382	11-21/7-7	.524/1.000	31/38	(7)	14/19	4/6	1/2	5/2	12/18
at West Virginia (1/19)	23/23	41/42	64-65	(1)	24-55/25-54	.436/.463	5-16/5-14	.313/.357	11-13/10-14	.846/.714	34/28	+6	6/12	18/13	1/2	7/11	15/14
IOWA STATE (1/21)	37/42	43/34	80-76	+4	33-64/27-62	.516/.435	6-14/12-30	.429/.400	8-13/10-17	.615/.588	38/36	+2	10/12	11/14	3/3	7/7	17/18
at Kentucky (1/26)	33/30	30/41	63-71	(8)	23-63/25-64	.365/.391	9-23/4-18	.391/.222	8-11/17-23	.727/.739	36/49	(13)	9/14	8/11	2/8	4/4	21/13
at Texas (1/29)	23/26	40/47	63-73	(10)	22-51/21-50	.431/.420	6-18/10-28	.333/.357	13-16/21-23	.813/.913	27/31	(4)	10/13	13/12	4/2	8/5	20/13
TEXAS TECH (2/2)	46/26	33/37	79-63	+16	27-59/22-64	.458/.344	13-30/6-28	.433/.214	12-19/13-22	.632/.591	39/42	(3)	19/8	13/11	3/5	6/7	18/15
at Kansas State (2/5)	33/30	34/44	67-74	(7)	24-52/25-58	.462/.431	7-20/10-24	.350/.417	12-16/14-24	.750/.583	36/30	+6	11/17	23/12	4/1	9/11	23/15
OKLAHOMA STATE (2/9)	36/36	48/36	84-72	+12	31-62/24-55	.500/.436	11-29/9-20	.379/.450	11-15/15-18	.733/.833	38/27	+11	14/11	8/8	3/3	5/4	15/15
at TCU (2/11)	37/37	32/32	82-77	+5	28-68/27-71	.412/.380	9-30/8-26	.300/.308	17-23/15-24	.739/.625	49/43	+6	13/13	15/13	5/4	5/8	22/18
WEST VIRGINIA (2/16)	43/16	35/37	78-53	+25	28-53/20-59	.528/.339	8-20/3-23	.400/.130	14-18/10-15	.778/.667	31/36	(5)	17/14	19/24	6/4	7/11	16/18
at Texas Tech (2/23)	20/45	42/46	62-91	(29)	22-48/34-56	.458/.607	9-21/16-26	.429/.615	9-12/7-13	.750/.538	23/30	(7)	8/19	13/8	2/2	3/5	17/11
KANSAS STATE (2/25)	34/27	30/22	64-49	+15	21-53/18-57	.396/.316	8-24/8-21	.333/.381	14-19/5-5	.737/1.000	41/31	+10	14/9	10/12	6/4	6/5	8/17
at Oklahoma State (3/2)	32/37	40/30	72-67	+5	22-56/27-63	.393/.429	8-23/11-29	.348/.379	20-23/2-5	.870/.400	41/34	+7	14/11	15/13	3/6	6/3	14/18
at Oklahoma (3/5)	28/41	40/40	68-81	(13)	27-66/28-57	.409/.491	7-31/9-23	.226/.391	7-11/16-22	.636/.727	41/31	+10	8/16	15/9	1/0	4/8	18/14
BAYLOR (3/9)																	

Note: Game totals are displayed in the format KANSAS/OPPONENT for each category

## SPECIALTY SCORING STATS

Opponent	PAINT			OFF TURNOVERS			2ND CHANCE			FAST BREAK			BENCH		
	KU	OPP	MARGIN	KU	OPP	MARGIN	KU	OPP	MARGIN	KU	OPP	MARGIN	KU	OPP	MARGIN
vs. Michigan State (11/6)	40	24	+16	20	11	+9	12	11	+1	24	26	(2)	16	18	(2)
VERMONT (11/12)	32	16	+16	18	9	+9	16	5	+11	11	5	+6	12	11	+1
LOUISIANA (11/16)	44	24	+20	17	23	(6)	20	4	+16	7	23	-16	10	7	+3
vs. Marquette (11/21)	40	16	+24	15	5	+10	11	6	+5	8	0	+8	16	10	+6
vs. Tennessee (11/23)	48	40	+8	14	16	(2)	11	9	+2	12	0	+12	17	12	+5
STANFORD (12/1)	46	32	+14	22	9	+13	20	9	+11	5	2	+3	9	14	(5)
WOFFORD (12/4)	46	16	+30	25	5	+20	7	12	(5)	17	3	+14	15	14	+1
NEW MEXICO ST. (12/8)	32	36	(4)	29	16	+13	14	12	+2	6	5	+1	15	19	(4)
VILLANOVA (12/15)	24	30	(6)	10	9	+1	10	12	(2)	5	2	+3	4	0	+4
SOUTH DAKOTA (12/18)	38	32	+6	19	11	+8	10	5	+5	17	2	+15	40	30	+10
at Arizona State (12/22)	38	26	+12	10	13	(3)	6	11	(5)	10	7	+3	5	26	(21)
Eastern Michigan (12/29)	46	20	+26	20	17	+3	12	7	+5	16	9	+7	21	30	(9)
OKLAHOMA (1/2)	40	32	+8	22	14	+8	13	6	+7	12	6	+6	7	7	-
at Iowa State (1/5)	32	20	+12	4	20	(16)	12	6	+6	4	3	+1	6	14	(8)
TCU (1/9)	38	30	+8	24	13	+11	13	7	+6	8	6	+2	16	14	+2
at Baylor (1/12)	24	32	(8)	15	17	(2)	5	14	(9)	2	4	(2)	13	24	(11)
TEXAS (1/14)	34	28	+6	12	3	+9	2	17	(15)	6	3	+3	6	24	(18)
at West Virginia (1/19)	32	34	(2)	15	9	+6	6	8	(2)	4	6	(2)	4	28	(24)
IOWA STATE (1/21)	46	26	+20	17	8	+9	10	10	-	4	6	(2)	10	3	+7
at Kentucky (1/26)	20	38	(18)	10	8	+2	17	18	(1)	6	8	(2)	7	0	+7
at Texas (1/29)	30	16	+14	13	7	+6	13	10	+3	15	2	+13	12	18	(6)
TEXAS TECH (2/2)	26	26	-	15	16	(1)	5	10	(5)	14	5	+9	5	14	(9)
at Kansas State (2/5)	32	26	+6	12	22	(10)	13	7	+6	10	10	-	17	20	(3)
OKLAHOMA STATE (2/9)	28	22	+6	7	10	(3)	11	11	-	9	10	(1)	12	4	+8
at TCU (2/11)	34	36	(2)	13	15	(2)	14	9	+5	8	20	(12)	14	20	(6)
WEST VIRGINIA (2/16)	30	20	+10	24	18	+6	9	10	(1)	6	14	(8)	25	21	+4
at Texas Tech (2/23)	20	26	(6)	9	13	(4)	3	11	(8)	0	4	(4)	28	23	+5
KANSAS STATE (2/25)	22	8	+14	12	11	+1	13	7	+6	2	0	+2	18	10	+8
at Oklahoma State (3/2)	26	18	+8	13	13	-	9	5	+4	12	11	+1	15	19	(4)
at Oklahoma (3/5)	26	32	(6)	10	21	(11)	6	5	+1	0	6	(6)	14	11	+3
BAYLOR (3/9)															
<b>AVG/GM - OVERALL</b>	<b>33.8</b>	<b>26.1</b>	<b>+7.7</b>	<b>15.5</b>	<b>12.7</b>	<b>+2.8</b>	<b>10.8</b>	<b>9.1</b>	<b>+1.7</b>	<b>8.7</b>	<b>6.9</b>	<b>+1.8</b>	<b>13.6</b>	<b>15.5</b>	<b>(1.9)</b>
<b>AVG/GM - BIG 12 ONLY</b>	<b>30.6</b>	<b>25.4</b>	<b>+5.2</b>	<b>13.9</b>	<b>13.5</b>	<b>+0.4</b>	<b>9.2</b>	<b>9.0</b>	<b>+0.2</b>	<b>6.8</b>	<b>6.8</b>	<b>0.0</b>	<b>13.1</b>	<b>16.1</b>	<b>(3.0)</b>

# INDIVIDUAL LEADERS GAME-BY-GAME

OPPONENT	SCORE	W/L	POINTS	REBOUNDS	ASSISTS	STEALS	BLOCKS
vs. Michigan State (11/6)	92-87	W	21-Quentin Grimes	14-Dedric Lawson	6-Dedric Lawson	3-Lagerald Vick Devon Dotson	4-Udoka Azubuike
VERMONT (11/12)	84-68	W	32-Lagerald Vick	11-Udoka Azubuike	10-Quentin Grimes	2-Devon Dotson Marcus Garrett	1-Mitch Lightfoot Udoka Azubuike
LOUISIANA (11/16)	89-76	W	33-Lagerald Vick	9-Lagerald Vick	5-Marcus Garrett	2-Lagerald Vick	4-Udoka Azubuike
vs. Marquette (11/21)	77-68	W	26-Dedric Lawson	12-Dedric Lawson	4-Devon Dotson	3-Devon Dotson	2-Marcus Garrett Dedric Lawson
vs. Tennessee (11/23)	87-81	WOT	24-Dedric Lawson	13-Dedric Lawson	5-Dedric Lawson	2-K.J. Lawson	1-Mitch Lightfoot Udoka Azubuike
STANFORD (12/1)	90-84	WOT	27-Lagerald Vick	15-Dedric Lawson	4-Devon Dotson	4-Marcus Garrett	-
WOFFORD (12/4)	72-47	W	20-Dedric Lawson	8-Dedric Lawson	3-Three Tied	3-Devon Dotson	3-Dedric Lawson
NEW MEXICO STATE (12/8)	63-60	W	20-Dedric Lawson	10-Dedric Lawson	5-Lagerald Vick	3-Charlie Moore	1-Four Tied
VILLANOVA (12/15)	74-71	W	29-Lagerald Vick	12-Dedric Lawson	3-Marcus Garrett	4-Marcus Garrett	1-Marcus Garrett Mitch Lightfoot
SOUTH DAKOTA (12/18)	89-53	W	18-Charlie Moore	14-Dedric Lawson	6-Devon Dotson	3-Three Tied	2-David McCormack
at Arizona State (12/22)	76-80	L	30-Dedric Lawson	14-Dedric Lawson	5-Devon Dotson	2-Charlie Moore Lagerald Vick	1-Five Tied
EASTERN MICHIGAN (12/29)	87-63	W	23-Udoka Azubuike	9-Udoka Azubuike	5-Dedric Lawson	3-Devon Dotson	2-Udoka Azubuike
OKLAHOMA (1/2)	70-63	W	16-Devon Dotson	15-Dedric Lawson	5-Marcus Garrett	4-Devon Dotson	3-Dedric Lawson
at Iowa State (1/5)	60-77	L	19-Quentin Grimes	12-Dedric Lawson	3-Dedric Lawson Devon Dotson	2-Devon Dotson Lagerald Vick	1-Dedric Lawson
TCU (1/9)	77-68	W	31-Dedric Lawson	14-Dedric Lawson	4-Lagerald Vick	3-Dedric Lawson	1-Ochai Agbaji Devon Dotson
at Baylor (1/12)	73-68	W	18-Vick, Lagerald	6-Grimes, Quentin	5-Dotson, Devon	5-Lawson, Dedric	5-Lawson, Dedric
TEXAS (1/14)	80-78	W	21-Vick, Lagerald	8-Lawson, Dedric	5-Dotson, Devon	3-Garrett, Marcus	1-Garrett, Marcus
at West Virginia (1/19)	64-65	L	15-Lawson, Dedric Garrett, Marcus	11-Lawson, Dedric	3-Garrett, Marcus	6-Garrett, Marcus	1-Lawson, Dedric
IOWA STATE (1/21)	80-76	W	29-Lawson, Dedric	15-Lawson, Dedric	8-Dotson, Devon	3-Garrett, Marcus	1-Three Tied
at Kentucky (1/26)	63-71	L	20-Lawson, Dedric	15-Lawson, Dedric	4-Dotson, Devon	2-Garrett, Marcus	1-Lawson, Dedric Garrett, Marcus
at Texas (1/29)	63-73	L	24-Agbaji, Ochai	7-Lawson, Dedric Agbaji, Ochai	4-Dotson, Devon	3-Lawson, Dedric	2-Lawson, Dedric
TEXAS TECH (2/2)	79-63	W	25-Lawson, Dedric	10-Agbaji, Ochai Lawson, Dedric	6-Moore, Charlie	3-Dotson, Devon	2-Lawson, Dedric
at Kansas State (2/5)	67-74	L	18-Lawson, Dedric	9-Lawson, Dedric	5-Dotson, Devon	3-Dotson, Devon	2-Lawson, Dedric
OKLAHOMA STATE (2/9)	84-72	W	25-Lawson, Dedric	9-Lightfoot, Mitch	5-Lawson, Dedric	2-Dotson, Devon	2-Lightfoot, Mitch
at TCU (2/11)	82-77	WOT	25-Dotson, Devon	11-Agbaji, Ochai	5-Dotson, Devon	2-Dotson, Devon	3-Lightfoot, Mitch
WEST VIRGINIA (2/16)	78-53	W	15-Lawson, K.J. Dotson, Devon	7-Lightfoot, Mitch	8-Dotson, Devon	2-Grimes, Quentin McCormack, David	3-Lightfoot, Mitch
at Texas Tech (2/23)	62-91	L	14-Lawson, Dedric	5-Lawson, Dedric	3-Grimes, Quentin	2-Grimes, Quentin	1-Lawson, Dedric Agbaji, Ochai
KANSAS STATE (2/25)	64-49	W	18-Lawson, Dedric	14-Lawson, Dedric	5-Lawson, Dedric	2-Lawson, Dedric Garrett, Marcus	3-Lightfoot, Mitch
at Oklahoma State (3/2)	72-67	W	20-Lawson, Dedric	15-Lawson, Dedric	4-Dotson, Devon	3-Lawson, Dedric	1-Three Tied
at Oklahoma (3/5)	68-81	L	18-McCormack, David Lawson, Dedric	11-Lawson, Dedric	4-Dotson, Devon	2-McCormack, David	1-Agbaji, Ochai
BAYLOR (3/9)							

## INDIVIDUAL SUPERLATIVES

CATEGORY	KANSAS	OPPONENT
Points Scored	33 by Lagerald Vick vs. Louisiana (11-16-18)	29 by Phil Booth of Villanova (12-15-18)
Total Field Goals	13 by Dedic Lawson vs. Iowa State (1-21-19)	11 by Phil Booth of Villanova (12-15-18)
Total FGs Attempted	20 by Dedic Lawson vs. Kansas State (2-25-19)	23 by Markus Howard of Marquette (11-21-18)
Highest FG% (5 made)	85.7 (12-14) by Lagerald Vick vs. Vermont (11-12-18)	100.0 (5-5) by Jermaine Haley of West Virginia (1-19-19)
Highest FG% (10 made)	85.7 (12-14) by Lagerald Vick vs. Vermont (11-12-18)	58.8 (10-17) by Stanley Umude of South Dakota (12-18-18)
3-Point Field Goals	8 by Lagerald Vick vs. Vermont (11-12-18)	6 by Sam Hauser of Marquette (11-21-18)
3-Pt. FGs Attempted	12 by Lagerald Vick vs. Louisiana (11-16-18)	13 by Sam Hauser of Marquette (11-21-18)
3-Point FG% (min. 3 made)	100.0 (3-3) by Dedic Lawson vs. Texas Tech (2-2-19) 100.0 (8-8) by Lagerald Vick vs. Vermont (11-12-18)	100.0 (5-5) by Marial Shayok of Iowa State (1-4-19) 100.0 (4-4) by Curtis Jones of Oklahoma State (3-2-19)
Free Throws	10 by Dedic Lawson vs. Stanford (12-1-18) 10 by Dedic Lawson vs. Michigan State (11-6-18)	10 by Kristian Doolittle of Oklahoma (3-5-19)
Free Throws Attempted	13 by Dedic Lawson vs. TCU (1-9-19)	11 by Kristian Doolittle of Oklahoma (3-5-19) 11 by Kendric Davis of TCU (2-11-19)
Free Throw % (min. 5 made)	100.0, 7x, by Dedic Lawson (9-9) at Oklahoma State (3-2-19)	100.0, 5x, last (6-6) by Dylan Osetkowski of Texas (1-29-19)
Offensive Rebounds	7 by Dedic Lawson vs. Iowa State (1-21-19)	8 by Mark Vital of Baylor (1-12-19) 8 by Cameron Jackson of Wofford (12-4-18)
Defensive Rebounds	12 by Dedic Lawson at Arizona State (12-22-18) 12 by Dedic Lawson vs. South Dakota (12-18-18)	12 by Christian James of Oklahoma (1-2-19)
Total Rebounds	15, 5x, last by Dedic Lawson at Oklahoma State (3-2-19)	14 by James Thompson IV of Eastern Michigan (12-29-18)
Assists	10 by Quentin Grimes vs. Vermont (11-12-18)	11 by Cassius Winston of Michigan State (11-6-18)
Turnovers	7 by Devon Dotson at West Virginia (1-19-19) 7 by Lagerald Vick at Iowa State (1-5-19)	6 by Cameron Jackson of Wofford (12-4-18)
Blocked Shots	5 by Dedic Lawson at Baylor (1-12-19)	5 by Nick Richards of Kentucky (1-26-19) 5 by Theo John of Marquette (11-21-18)
Steals	6 by Marcus Garrett at West Virginia (1-19-19)	4, 6x, last by Alex Robinson of TCU (2-11-19)
Minutes Played (including OT)	45 by Devon Dotson at TCU (2-11-19)	44, 2x, last by Desmond Bane of TCU (2-11-19)

## TEAM SUPERLATIVES

KANSAS HIGH	KANSAS LOW	CATEGORY	OPPONENT HIGH	OPPONENT LOW
92 vs. Michigan State (11-6-18)	60 at Iowa State (1-5-19)	<b>Points</b>	91 by Texas Tech (2-23-19)	47 by Wofford (12-4-18)
52 (2nd) vs. South Dakota (12-18-18)	20 (1st) at Texas Tech (2-23-19)	<b>Points/Half</b>	51 (2nd) by Michigan State (11-6-18)	16 (1st) by West Virginia (2-16-19)
18 vs. Tennessee (11-23-18)	15 vs. Stanford (12-1-18)	<b>Points/OT</b>	12 by Tennessee (11-23-18)	9 by Stanford (12-1-18)
34 vs. South Dakota (12-18-18)	21 vs. Kansas State (2-25-19)	<b>Field Goals</b>	34 by Texas Tech (2-23-19)	17 by Wofford (12-4-18)
69 vs. Michigan State (11-6-18)	44 at Baylor (1-12-19)	<b>Field Goal Attempts</b>	75 by Baylor (1-12-19) 75 by Tennessee (11-23-18)	50 by Texas (1-29-19)
55.4 (31-56) vs. Eastern Michigan (12-29-18)	36.5 (23-63) at Kentucky (1-26-19)	<b>Field Goal Percentage</b>	60.7 (34-56) by Texas Tech (2-23-19)	26.2 (17-65) by Wofford (12-4-18)
13 vs. Texas Tech (2-2-19)	3 vs. Wofford (12-4-18)	<b>3-Point Field Goals</b>	16 by Texas Tech (2-23-19)	3 by West Virginia (2-16-19) 3 by South Dakota (12-18-18)
31 at Oklahoma (3-5-19)	10 vs. Marquette (11-21-18)	<b>3-Point Field Goal Attempts</b>	36 by Louisiana (11-16-18)	13 by South Dakota (12-18-18)
63.2 (12-19) vs. Vermont (11-12-18)	13.0 (3-23) vs. Wofford (12-4-18)	<b>3-Point Field Goal Percentage</b>	61.5 (16-26) by Texas Tech (2-23-19)	13.0 (3-23) by West Virginia (2-16-19)
23 vs. Villanova (12-15-18)	6, 3x, last at Iowa State (1-5-19)	<b>Free Throws Made</b>	23 by Michigan State (11-6-18)	2 by Oklahoma State (3-2-19)
34 vs. Tennessee (11-23-18)	10 vs. Wofford (12-4-18) 10 vs. Vermont (11-12-18)	<b>Free Throw Attempts</b>	35 by Michigan State (11-6-18)	5, 3x, last by Oklahoma State (3-2-19)
93.8 (15-16) at Arizona State (12-22-18)	50.0 (6-12) vs. New Mexico State (12-8-18)	<b>Free Throw Percentage</b>	100.0 (7-7) by Texas (1-14-19) 100.0 (5-5) by Kansas State (2-25-19)	30.0 (3-10) by New Mexico State (12-8-18)
16 vs. Louisiana (11-16-18)	4 at Baylor (1-12-19)	<b>Offensive Rebounds</b>	26 by Baylor (1-12-19)	3 by Oklahoma (3-5-19)
37 at TCU (2-11-19)	18 at Texas Tech (2-23-19)	<b>Defensive Rebounds</b>	33 by Michigan State (11-6-18)	16 by Villanova (12-15-18)
49 at TCU (2-11-19)	23 at Texas Tech (2-23-19)	<b>Rebounds</b>	49 at Kentucky (1-26-19) 49 by Baylor (1-12-19)	26 by Iowa State (1-5-19) 26 by Villanova (12-15-18)
28 vs. Michigan State (11-6-18)	8 vs. Kansas State (2-25-19)	<b>Fouls</b>	25 by Tennessee (11-23-18) 25 by Michigan State (11-6-18)	11 by Texas Tech (2-23-19)
3 at TCU (2-11-19)	0, 20x, last at Oklahoma (3-5-19)	<b>DQs</b>	2 by Iowa State (1-21-19)	0, 14x, last by Oklahoma (3-5-19)
25 vs. Eastern Michigan (12-29-18)	6 at West Virginia (1-19-19)	<b>Assists</b>	20 by New Mexico State (12-8-18)	5 by Wofford (12-4-18)
24 at Iowa State (1-5-19)	4 vs. Texas (1-14-19)	<b>Turnovers</b>	24 vs. West Virginia (2-16-19)	6 by Texas (1-14-19)
11 at Baylor (1-12-19)	0 vs. Stanford (12-1-18)	<b>Blocked Shots</b>	8 by Kentucky (1-26-19)	0 by Oklahoma (3-5-19) 0 by Louisiana (11-16-18)
11 vs. Oklahoma (1-2-19) 11 vs. South Dakota (12-18-18)	3 at Texas Tech (2-23-19)	<b>Steals</b>	13 by Iowa State (1-5-19)	1 by Wofford (12-4-18)

# LEAD/DEFICIT BREAKDOWN GAME-BY-GAME

Opponent	FIRST HALF SCORE			SECOND HALF SCORE			FINAL SCORE			LARGEST		TIMES TIED	LEAD CHANGES	TIME LED	
	KU	OPP	MARGIN	KU	OPP	MARGIN	KU	OPP	MARGIN	LEAD	DEFICIT			MIN.	%
vs. Michigan State (11/6)	50	36	+14	42	51	(9)	92	87	+5	17	2	2	5	37:49	94.5%
VERMONT (11/12)	40	36	+4	44	32	+12	84	68	+16	18	8	1	6	23:58	59.9%
LOUISIANA (11/16)	44	41	+3	45	35	+10	89	76	+13	15	12	5	4	27:53	69.7%
vs. Marquette (11/21)	38	47	(9)	39	21	+18	77	68	+9	14	12	2	5	21:42	54.3%
vs. Tennessee (11/23)	31	33	(2)	38	36	+2	87	81	+6	7	9	7	12	22:37	50.3%
STANFORD (12/1)	29	35	(6)	46	40	+6	90	84	+6	8	12	10	15	15:58	35.5%
WOFFORD (12/4)	29	26	+3	43	21	+22	72	47	+25	29	3	2	7	32:36	81.5%
NEW MEXICO STATE (12/8)	26	28	(2)	37	32	+5	63	60	+3	10	7	8	4	19:33	48.9%
VILLANOVA (12/15)	33	31	+2	41	40	+1	74	71	+3	9	5	8	8	28:36	71.5%
SOUTH DAKOTA (12/18)	37	27	+10	52	26	+26	89	53	+36	37	-	0	0	39:39	99.1%
at Arizona State (12/22)	39	31	+8	37	49	(12)	76	80	(4)	12	4	1	1	37:19	93.3%
EASTERN MICHIGAN (12/29)	46	25	+21	41	38	+3	87	63	+24	25	3	2	4	37:55	94.8%
OKLAHOMA (1/2)	40	25	+15	30	38	(8)	70	63	+7	15	7	0	1	31:37	79.0%
at Iowa State (1/5)	32	36	(4)	28	41	(13)	60	77	(17)	4	19	9	10	5:55	14.8%
TCU (1/9)	40	31	+9	37	37	0	77	68	+9	11	2	5	7	34:36	86.5%
at Baylor (1/12)	35	25	+10	38	43	(5)	73	68	+5	23	2	0	1	38:25	96.0%
TEXAS (1/14)	38	40	(2)	42	38	+4	80	78	+2	10	5	2	4	36:19	90.8%
at West Virginia (1/19)	23	23	-	41	42	(1)	64	65	(1)	6	3	7	17	26:06	65.3%
IOWA STATE (1/21)	37	42	(5)	43	34	+9	80	76	+4	8	8	6	6	11:29	28.7%
at Kentucky (1/26)	33	30	+3	30	41	(11)	63	71	(8)	10	10	5	6	15:37	39.0%
at Texas (1/29)	23	26	(3)	40	47	(7)	63	73	(10)	2	11	1	1	0:09	0.4%
TEXAS TECH (2/2)	46	26	+20	33	37	(4)	79	63	+16	24	-	0	0	39:37	99.0%
at Kansas State (2/5)	33	30	+3	34	44	(10)	67	74	(7)	6	10	2	2	7:41	19.2%
OKLAHOMA STATE (2/9)	36	36	-	48	36	+12	84	72	+12	19	1	3	4	36:23	91.0%
at TCU (2/11)	37	37	-	32	32	-	82	77	+5	12	7	5	13	28:22	63.0%
WEST VIRGINIA (2/16)	43	16	+27	35	37	(2)	78	53	+25	36	2	3	3	35:45	89.4%
at Texas Tech (2/23)	20	45	(25)	42	46	(4)	62	91	(29)	-	33	0	0	0:00	0.0%
KANSAS STATE (2/25)	34	27	+7	30	22	+8	64	49	+15	16	7	2	3	28:56	72.3%
at Oklahoma State (3/2)	32	37	(5)	40	30	+10	72	67	+5	7	7	5	8	14:22	35.9%
at Oklahoma (3/5)	28	41	(13)	40	40	-	68	81	(13)	-	24	2	0	0:00	0.0%
BAYLOR (3/9)															
<b>AVG/GM</b>	<b>35.1</b>	<b>32.6</b>	<b>+2.8</b>	<b>38.9</b>	<b>36.5</b>	<b>+2.1</b>	<b>75.5</b>	<b>70.1</b>	<b>+5.4</b>	<b>13.7</b>	<b>8.4</b>	<b>3.5</b>	<b>5.2</b>	<b>24:32</b>	<b>60.6%</b>
<b>AVG/GM - BIG 12 ONLY</b>	<b>33.9</b>	<b>32.5</b>	<b>+2.0</b>	<b>37.2</b>	<b>37.3</b>	<b>(0.6)</b>	<b>71.9</b>	<b>70.3</b>	<b>+1.6</b>	<b>11.7</b>	<b>9.3</b>	<b>3.1</b>	<b>4.7</b>	<b>22:02</b>	<b>54.9%</b>

## KANSAS' RECORD WHEN...

	2018-19	Bill Self era
Leading At Half	13-3	381-31
Trailing At Half	7-4	71-69
Tied At Half	2-1	17-4
Leading With 5:00 Remaining in Regulation	19-2	430-17
Trailing With 5:00 Remaining in Regulation	1-6	33-84
Tied With 5:00 Remaining in Regulation	2-0	6-3
In Overtime	3-0	23-9
Kansas Outrebounds Opponent	14-4	348-43
Kansas Is Outrebounded	6-4	100-54
Kansas Is Tied in Rebounds	2-0	21-7
Kansas Commits More Turnovers	8-7	182-70
Opponent Commits More Turnovers	13-1	254-30
Kansas Is Tied in Turnovers	1-0	34-4
Kansas Has More Free Throw Attempts	15-1	306-30
Opponent Has More Free Throw Attempts	6-7	144-72
Kansas is Tied in Free Throw Attempts	1-0	19-2
Kansas Shoots 50% or Better	11-0	249-9
Kansas Shoots Less Than 50%	11-8	220-95
Opponent Shoots 50% or Better	0-1	7-24
Opponent Shoots Less Than 50%	22-7	462-80
Kansas Shoots Better Than Opponent	19-3	436-37
Opponent Shoots Better Than Kansas	3-5	33-65
Kansas and Opponent Tied in FG%	0-0	0-2
Kansas Bench Outscores Opponent Bench	12-3	297-38
Opponent Bench Outscores Kansas Bench	9-5	163-63
Kansas is Tied in Bench Points	1-0	9-3
Kansas Scores Between 0-59	0-0	9-16
Kansas Scores Between 60-69	2-7	68-56
Kansas Scores Between 70-79	9-1	147-19
Kansas Scores Between 80-89	9-0	156-12
Kansas Scores Between 90-99	2-0	64-1
Kansas Scores 100 or More	0-0	25-0
Opponent Scores Between 0-59	4-0	166-1
Opponent Scores Between 60-69	9-1	180-29
Opponent Scores Between 70-79	6-4	90-36
Opponent Scores Between 80-89	3-2	30-31
Opponent Scores 90 or More	0-1	3-7
On Mondays	5-0	69-16
On Tuesdays	3-3	54-17
On Wednesdays	3-0	65-6
On Thursdays	0-0	29-4
On Fridays	2-0	55-8
On Saturdays	9-5	165-43
On Sundays	0-0	32-10
In November	5-0	76-11
In December	6-1	89-14
In January	5-4	115-23
In February	5-2	99-27
In March	1-1	88-28
In April	0-0	2-1
On CBS	2-0	55-20
On CBS Sports Network	0-0	2-0
On ESPN	10-5	135-48
On ESPN2	6-3	84-15
On ESPNU	0-0	37-5
On Jayhawk TV	4-0	89-3
On Big 12 Network TV	0-0	41-6
On AXS	0-0	1-0
On TBS/TNT/TruTV	0-0	12-3
On NBCSports Network	0-0	1-1
On FSI	0-0	2-0
On Fox Sports Net	0-0	4-1
On ABC	0-0	6-2

### MISCELLANEOUS STREAKS

Kansas' All-Time Record	2,270-857
Consecutive games with a 3-point field goal	146
Consecutive games opponent under 100 points	101
Number of 100-point games in Kansas history	116
Number of 100-point games in Bill Self era	25
KU's All-Time Overtime Record	70-57
KU's last OT game	2/11/2019 (Kansas 82, TCU 77 [OT])
Consecutive Allen Fieldhouse Sellouts	290

ATTENDANCE	G	TOTAL	AVERAGE
Home (Allen Fieldhouse)	15	244,500	16,300
Home (Sprint Center)	1	15,210	15,210
Away	11	141,200	12,836
Neutral	3	29,379	9,793
<b>Total</b>	<b>30</b>	<b>430,291</b>	<b>14,343</b>

## MISCELLANEOUS STATS

### STARTING LINEUPS (7)

(W-L)	1	2	3	4	5
8-0	Dotson	Grimes	Vick	D. Lawson	Azubuike
6-4	Dotson	Grimes	Vick	Garrett	D. Lawson
5-2	Dotson	Grimes	Agbaji	D. Lawson	McCormack
1-0	Dotson	Grimes	Garrett	D. Lawson	Azubuike
1-0	Dotson	Moore	Grimes	Garrett	D. Lawson
1-1	Dotson	Grimes	Agbaji	Vick	D. Lawson
0-1	Dotson	Grimes	Agbaji	Garrett	D. Lawson

### WIN/LOSS MARGIN

	1	2	3	4	5	6	7	8	9	10	11-15	16-29	30+
Wins	-	1	2	1	4	2	1	-	2	-	3	5	1
Losses	1	-	-	1	-	-	1	1	-	1	1	2	-

### VIOLATIONS/TECHNICAL FOULS

	3-Seconds	5-Seconds	10-Seconds	Shot Clock Exp.	Lane Viol.	Technicals	Goaltending
Kansas	1	1	1	6	2	1	4
Opponent	-	1	-	18	2	-	7

### LEADS AND DEFICITS

KU's Biggest Halftime Lead	27 (43-16) vs. West Virginia (2-16-19)
KU's Biggest Halftime Lead Blown	8 (39-31) at Arizona State (12-22-18)
KU's Biggest Halftime Deficit	25 (20-45) at Texas Tech (2-23-19)
KU's Biggest Halftime Deficit Erased	9 (38-47) vs. Marquette (11-21-18)
KU's Biggest Overall Lead	37 (87-50) vs. South Dakota (12-18-18)
KU's Biggest Win Total	36 (89-53) vs. South Dakota (12-18-18)
KU's Biggest Loss Total	29 (62-91) at Texas Tech (2-23-19)
KU's Biggest Lead Blown	12 (61-49) at TCU (2-11-19)
	12 (39-27) at Arizona State (12-22-18)
KU's Biggest Overall Deficit	33 (77-46) at Texas Tech (2-23-19)
KU's Biggest Deficit Overcome	12 (43-31) vs. Stanford (12-1-18)
	12 (30-42) vs. Marquette (11-21-18)
	12 (20-32) vs. Louisiana (11-16-18)

### JUMP BALLS CONTROLLED (INCLUDES OT)

Kansas	14
Opponents	19

### HOW KU SCORED FIRST POINTS

3-Pointer	10	Udoka Azubuike
Jump Shot	10	David McCormack
Lay-Up	7	Charlie Moore
Free Throw	3	
Alley-Oop	-	
Dunk	-	
Follow	-	

### BENCH POINTS

	PTS (AVG)
Kansas	409 (13.6)
Opponents	465 (15.5)

### WHO SCORED KU'S FIRST POINTS

Lagerald Vick	11
Devon Dotson	5
Dedric Lawson	5
Dedric Lawson	5
Ochai Agbaji	2
Quentin Grimes	4
Ochai Agbaji	2
Udoka Azubuike	1
Quentin Grimes	1

### DOUBLE-FIGURE SCORING

Dedric Lawson	14
Lagerald Vick	5
Ochai Agbaji	3
Udoka Azubuike	2
Devon Dotson	2
Marcus Garrett	1
Quentin Grimes	1

### FIRST PLAYER OFF THE BENCH (sometimes multiple players)

Mitch Lightfoot	18
Charlie Moore	11
Ochai Agbaji	6
Marcus Garrett	5
Lagerald Vick	2
K.J. Lawson	1
David McCormack	1

### DOUBLE-FIGURE REBOUNDING

Dedric Lawson	19
Ochai Agbaji	2
Udoka Azubuike	1

### INDIVIDUAL MISCELLANEOUS STATISTICS (\*HUSTLE PLAYS)

NO. - PLAYER	*FLOOR BURNS	DUNKS	CHARGES DRAWN	FT-FTA (LAST 5:00/OT)
0 - Garrett	17	4	1	5-11
1 - D. Lawson	39	2	6	36-47
2 - Moore	9	-	1	7-10
5 - Grimes	24	2	-	12-16
11 - Dotson	36	1	4	38-47
12 - Teahan	1	-	-	-
13 - K.J. Lawson	13	-	-	4-6
20 - Luinstra	-	-	-	-
22 - De Sousa	-	-	-	-
24 - Vick	14	7	-	6-8
30 - Agbaji	17	12	1	8-12
33 - McCormack	14	7	-	1-3
35 - Azubuike	5	37	-	4-10
44 - Lightfoot	18	5	13	1-3
<b>TOTALS</b>	<b>207</b>	<b>77</b>	<b>26</b>	<b>122-173 (.705)</b>
<b>OPPONENTS</b>	<b>169</b>	<b>63</b>	<b>39</b>	<b>103-145 (.710)</b>

BOX SCORES

**1 #1/1 KANSAS 92, #10/10 MICHIGAN STATE 87**  
Nov. 6, 2018 | Indianapolis, Ind. | Bankers Life Fieldhouse



Michigan St. 87 • 0-1

##	Player	Total			3-Ptr			Rebounds			PF	TP	A	TO	Blk	Stl	Min
		FG-FGA	FG-FGA	FT-FTA	FG-FGA	FG-FGA	FT-FTA	Off	Def	Tot							
25	Kenny Goins	5-11	3-8	4-6	1	10	11	3	17	3	0	1	0	33			
44	Nick Ward	2-8	0-0	5-10	0	5	5	4	9	0	5	1	1	25			
01	Joshua Langford	5-11	4-6	4-4	3	1	4	4	18	1	2	1	0	29			
05	Cassius Winston	3-10	2-4	5-6	0	3	3	2	13	11	5	0	2	34			
20	Matt McQuaid	3-6	1-2	5-6	0	5	5	2	12	3	1	1	0	34			
00	Kyle Ahrens	2-4	2-3	0-0	0	3	3	2	6	0	1	0	1	9			
03	Foster Loyer	1-1	0-0	0-0	0	0	0	0	2	0	1	0	0	5			
11	Aaron Henry	2-4	0-0	0-2	0	3	3	1	4	0	0	0	1	14			
15	Thomas Kithier	0-0	0-0	0-1	0	1	1	2	0	0	0	0	0	3			
23	Xavier Tillman	3-4	0-0	0-1	1	1	2	5	6	1	3	2	0	13			
30	Marcus Bingham Jr.	0-0	0-0	0-0	0	0	0	0	0	0	1	0	1	1			
	Team				2	1	3										
	Totals	26-59	12-23	23-35	7	33	40	25	87	19	18	7	5	200			

FG % 1st Half: 9-26 34.6% 2nd half: 17-33 51.5% Game: 26-59 44.1% Deadball Rebounds 8.1  
3FG % 1st Half: 4-9 44.4% 2nd half: 8-14 57.1% Game: 12-23 52.2%  
FT % 1st Half: 14-25 56.0% 2nd half: 9-10 90.0% Game: 23-35 65.7%

Kansas 92 • 1-0

##	Player	Total			3-Ptr			Rebounds			PF	TP	A	TO	Blk	Stl	Min
		FG-FGA	FG-FGA	FT-FTA	FG-FGA	FG-FGA	FT-FTA	Off	Def	Tot							
01	Dedric Lawson	5-18	0-2	10-12	4	10	14	2	20	6	2	2	2	38			
35	Udoka Azubuike	7-10	0-0	3-7	2	1	3	4	17	1	2	4	1	20			
05	Quentin Grimes	7-14	6-10	1-2	0	1	1	3	21	4	1	0	1	30			
11	Devon Dotson	6-11	3-5	1-2	0	2	3	16	3	4	0	3	3	34			
24	Lagerald Vick	1-7	0-4	0-0	0	3	3	2	2	3	2	0	3	32			
00	Marcus Garrett	1-3	0-0	2-2	0	1	1	4	4	2	0	0	0	14			
02	Charlie Moore	0-1	0-1	1-2	2	1	3	3	1	0	0	0	0	11			
13	K.J. Lawson	1-1	1-1	1-2	1	5	6	3	4	1	0	0	0	10			
33	David McCormack	1-2	0-0	1-4	1	2	3	1	3	1	0	0	0	5			
44	Mitch Lightfoot	2-2	0-0	0-0	1	0	1	3	4	0	0	1	0	6			
	Team				2	3	5										
	Totals	31-69	10-23	20-33	13	29	42	28	92	21	11	7	10	200			

FG % 1st Half: 19-40 47.5% 2nd half: 12-29 41.4% Game: 31-69 44.9% Deadball Rebounds 4.1  
3FG % 1st Half: 5-12 41.7% 2nd half: 5-11 45.5% Game: 10-23 43.5%  
FT % 1st Half: 7-12 58.3% 2nd half: 13-21 61.9% Game: 20-33 60.6%

Officials: Mike Eades, Terry Wymmer, Keith Kimble  
Technical fouls: Michigan St.-None. Kansas-None.  
Attendance: 18907  
2018 Champions Classic

Score by periods	1st	2nd	Total
Michigan St.	36	51	87
Kansas	50	42	92

Last FG - MSU 2nd-00:34, KU 2nd-04:53.  
Largest lead - MSU by 2 1st-19:38, KU by 17 1st-03:21.  
MSU led for 01:13. KU led for 37:50. Game was tied for 00:57.

Score tied - 2 times.  
Lead changed - 5 times.

**2 #2/1 KANSAS 84, VERMONT 68**  
Nov. 12, 2018 | Lawrence, Kan. | Allen Fieldhouse



Vermont 68 • 1-1

##	Player	Total			3-Ptr			Rebounds			PF	TP	A	TO	Blk	Stl	Min
		FG-FGA	FG-FGA	FT-FTA	FG-FGA	FG-FGA	FT-FTA	Off	Def	Tot							
03	Lamb, Anthony	8-15	2-6	6-6	0	4	4	1	24	3	3	2	0	36			
15	Kpedi, Ra	1-3	0-0	1-2	0	1	1	4	3	0	1	0	0	14			
00	Smith, Stef	4-8	3-5	2-4	1	7	8	2	13	2	3	0	0	34			
20	Duncan, Ernie	5-13	3-8	4-4	0	2	2	1	17	3	2	0	1	36			
21	Duncan, Everett	0-0	0-0	0-0	1	4	5	2	0	0	0	0	1	26			
01	Nash, Skyler	0-0	0-0	0-0	0	0	0	0	0	0	0	0	0	4			
04	Duncan, Robin	0-0	0-0	0-0	0	0	0	0	0	0	1	0	0	3			
14	Moll, Isalah	2-7	0-1	0-0	0	2	2	2	4	1	2	0	0	14			
24	Shungu, Ben	2-3	1-1	0-1	1	1	2	1	5	1	0	0	1	18			
35	Davis, Ryan	1-7	0-5	0-0	2	1	3	0	2	1	0	0	0	15			
	Team				0	1	1										
	Totals	23-56	9-26	13-17	5	23	28	13	68	11	12	2	3	200			

FG % 1st Half: 13-26 50.0% 2nd half: 10-30 33.3% Game: 23-56 41.1% Deadball Rebounds 2.1  
3FG % 1st Half: 6-15 40.0% 2nd half: 3-11 27.3% Game: 9-26 34.6%  
FT % 1st Half: 4-7 57.1% 2nd half: 9-10 90.0% Game: 13-17 76.5%

Kansas 84 • 2-0

##	Player	Total			3-Ptr			Rebounds			PF	TP	A	TO	Blk	Stl	Min
		FG-FGA	FG-FGA	FT-FTA	FG-FGA	FG-FGA	FT-FTA	Off	Def	Tot							
01	Lawson, Dedric	0-6	0-0	0-0	1	6	7	4	0	2	3	0	1	19			
35	Azubuike, Udoka	10-17	0-0	3-6	1	10	11	2	23	0	3	1	0	34			
05	Grimes, Quentin	4-8	2-4	0-0	1	2	3	4	10	3	0	0	0	31			
11	Dotson, Devon	3-5	1-2	0-0	2	4	6	1	7	0	1	0	2	27			
24	Vick, Lagerald	12-14	8-8	0-0	1	2	3	2	32	1	2	0	1	33			
00	Garrett, Marcus	1-6	0-1	2-2	1	4	5	1	4	3	0	0	2	26			
02	Moore, Charlie	3-6	1-3	0-0	0	1	1	2	7	2	0	0	1	21			
13	Lawson, K.J.	0-0	0-0	0-0	0	0	0	1	0	0	0	0	0	3			
44	Lightfoot, Mitch	0-1	0-1	1-2	0	1	1	1	1	1	0	1	0	6			
	Team				1	0	1										
	Totals	33-63	12-19	6-10	8	30	38	18	84	19	13	2	7	200			

FG % 1st Half: 17-33 51.5% 2nd half: 16-30 53.3% Game: 33-63 52.4% Deadball Rebounds 2  
3FG % 1st Half: 5-10 50.0% 2nd half: 7-9 77.8% Game: 12-19 63.2%  
FT % 1st Half: 1-3 33.3% 2nd half: 5-7 71.4% Game: 6-10 60.0%

Officials: James Luckie, Michael Stephens, Jeb Hartness  
Technical fouls: Vermont-None. Kansas-None.  
Attendance: 16300  
NIT Season Tip-Off (Campus Round)

Score by periods	1st	2nd	Total
Vermont	36	32	68
Kansas	40	44	84

Points	In	Off	2nd	Fast	Bench
VU	16	9	5	5	11
KU	32	18	16	11	12

Last FG - VU 2nd-03:17, KU 2nd-00:40.  
Largest lead - VU by 8 1st-16:00, KU by 18 2nd-07:26.  
Attendance: 4981  
KU led for 15:26. KU led for 23:58. Game was tied for 00:36.

Score tied - 1 time.  
Lead changed - 6 times.

**3 #2/1 KANSAS 89, LOUISIANA 76**  
Nov. 16, 2018 | Lawrence, Kan. | Allen Fieldhouse



Louisiana 76 • 1-2

##	Player	Total			3-Ptr			Rebounds			PF	TP	A	TO	Blk	Stl	Min
		FG-FGA	FG-FGA	FT-FTA	FG-FGA	FG-FGA	FT-FTA	Off	Def	Tot							
23	Gant, JaKeenan	8-17	2-7	0-0	2	4	6	4	18	0	2	0	1	38			
55	Miller, Justin	7-16	4-12	4-4	0	7	7	5	22	0	2	0	0	22			
00	Russell, Cedric	4-7	2-5	0-0	0	1	1	3	10	5	2	0	2	36			
01	Marquett, Malik	4-9	3-6	3-4	3	2	5	3	14	2	1	0	2	29			
35	Stroman, Marcus	1-7	0-2	3-4	1	3	4	2	5	9	4	0	4	39			
03	Hayes, Jeremy	1-3	0-1	0-0	0	1	1	0	2	0	2	0	0	11			
11	Davis, Jerekius	2-4	1-3	0-0	0	2	2	2	5	0	0	0	1	17			
15	Hardy, P.J.	0-0	0-0	0-0	0	1	1	0	0	0	0	0	0	4			
22	Wesley, Trajan	0-0	0-0	0-0	0	0	0	1	0	0	1	0	0	4			
	Team				2	3	5										
	Totals	27-63	12-36	10-12	8	24	32	20	76	16	15	0	10	200			

FG % 1st Half: 14-31 45.2% 2nd half: 13-32 40.6% Game: 27-63 42.9% Deadball Rebounds 1  
3FG % 1st Half: 6-17 35.3% 2nd half: 6-19 31.6% Game: 12-36 33.3%  
FT % 1st Half: 7-8 87.5% 2nd half: 3-4 75.0% Game: 10-12 83.3%

Kansas 89 • 3-0

##	Player	Total			3-Ptr			Rebounds			PF	TP	A	TO	Blk	Stl	Min
		FG-FGA	FG-FGA	FT-FTA	FG-FGA	FG-FGA	FT-FTA	Off	Def	Tot							
01	Lawson, Dedric	6-11	0-1	7-10	4	2	6	3	19	3	5	0	1	27			
35	Azubuike, Udoka	8-10	0-0	1-4	4	4	8	3	17	1	2</						

BOX SCORES

**5 #2/2 KANSAS 87, #5/5 TENNESSEE 81 (OT)**  
Nov. 23, 2018 | Brooklyn, N.Y. | Barclays Center



Tennessee 81 • 4-1

##	Player	Total			3-Ptr			Rebounds			PF	TP	A	TO	Blk	Stl	Min
		FG-FGA	FG-FGA	FT-FTA	FG-FGA	FG-FGA	FT-FTA	Off	Def	Tot							
00	BONE, Jordan	6-10	2-3	2-2	2	4	6	1	16	5	1	1	1	40-			
02	WILLIAMS, Grant	6-13	1-2	5-6	2	6	8	5	18	6	5	1	2	34			
05	SCHOFIELD, Admiral	9-22	2-8	1-3	3	3	6	4	21	2	1	0	0	31			
11	ALEXANDER, Kyle	4-7	0-1	2-3	3	4	7	4	10	0	1	1	1	34			
23	BOWDEN, Jordan	2-6	0-3	0-0	1	3	4	3	4	1	2	1	0	35			
01	TURNER, Lamonte	3-13	2-9	2-2	0	3	3	3	10	3	0	0	1	27			
10	FULKERSON, John	0-1	0-0	0-0	1	1	2	4	0	2	3	0	0	8			
15	WALKER, Derrick	0-1	0-0	0-1	0	2	2	1	0	0	1	0	0	4			
35	PONS, Yves	1-2	0-0	0-0	0	1	1	0	2	0	0	0	0	12			
Team					1	0	1										
Totals		31-75	7-27	12-17	13	27	40	25	81	19	14	4	5	225			

FG % 1st Half: 13-33 39.4% 2nd half: 13-31 41.9% OT: 5-11 45.5% Game: 31-75 41.3% Deadball Rebounds 2  
 3FG % 1st Half: 3-13 23.1% 2nd half: 3-10 30.0% OT: 1-4 25.0% Game: 7-27 25.9%  
 FT % 1st Half: 4-6 66.7% 2nd half: 7-8 87.5% OT: 1-3 33.3% Game: 12-17 70.6%

Kansas 87 • 5-0

##	Player	Total			3-Ptr			Rebounds			PF	TP	A	TO	Blk	Stl	Min
		FG-FGA	FG-FGA	FT-FTA	FG-FGA	FG-FGA	FT-FTA	Off	Def	Tot							
01	LAWSON, Dedic	9-16	0-2	6-11	5	8	13	3	24	5	2	0	1	41			
05	GRIMES, Quentin	1-4	0-2	3-6	0	4	4	0	5	0	2	0	1	21			
11	DOTSON, Devon	5-8	1-1	6-7	1	3	4	2	17	2	2	0	0	40			
24	VICK, Lagerald	6-12	3-7	0-0	1	1	2	2	15	4	2	0	1	43			
35	AZUBUIKE, Udoka	4-6	0-0	1-2	1	3	4	5	9	0	4	1	1	17			
02	MOORE, Charlie	3-10	1-4	2-2	0	1	1	1	9	2	1	0	0	32			
13	LAWSON, K.J.	2-4	0-1	4-6	1	5	6	4	8	0	1	0	2	19			
33	MCCORMACK, David	0-0	0-0	0-0	0	1	1	0	0	2	0	0	0	4			
44	LIGHTFOOT, Mitch	0-0	0-0	0-0	0	3	3	0	0	0	1	0	0	8			
Team					2	3	5										
Totals		30-60	5-17	22-34	11	32	43	18	87	13	16	2	6	225			

FG % 1st Half: 13-27 48.1% 2nd half: 13-25 52.0% OT: 4-8 50.0% Game: 30-60 50.0% Deadball Rebounds 4.2  
 3FG % 1st Half: 3-9 22.2% 2nd half: 3-7 42.9% OT: 0-1 0.0% Game: 5-17 29.4%  
 FT % 1st Half: 3-8 37.5% 2nd half: 9-13 69.2% OT: 10-13 76.9% Game: 22-34 64.7%

Officials: Joe Lindsay, Gerry Pollard, Wally Rutecki  
 Technical fouls: Tennessee-None. Kansas-None.

Attendance: 5491  
 2018 NIT Season Tip-Off Tournament - Championship  
 All-Tournament Team: Jordan Nwora, Louisville; Sam Hauser, Marquette; Jordan Bone, Tennessee; Lagerald Vick, Kansas  
 Most Valuable Player: Dedic Lawson, Kansas

Score by periods	1st	2nd	OT	Total
Tennessee	33	36	12	81
Kansas	31	38	18	87

	In	Off	2nd	Fast	Bench
Points	Paint	T/O	Chance	Break	
Tennessee	40	16	9	0	12
KU	48	14	11	12	17

Last FG - UT 00-30, KU OT-01:23.  
 Largest lead - UT by 9 2nd-16:05, KU by 7 OT-01:23.  
 UT led for 17:17. KU led for 22:37. Game was tied for 05:06.

Score tied - 7 times.  
 Lead changed - 12 times.

**7 #2/2 KANSAS 72, WOFFORD 47**  
Dec. 4, 2018 | Lawrence, Kan. | Allen Fieldhouse



Wofford 47 • 6-3

##	Player	Total			3-Ptr			Rebounds			PF	TP	A	TO	Blk	Stl	Min
		FG-FGA	FG-FGA	FT-FTA	FG-FGA	FG-FGA	FT-FTA	Off	Def	Tot							
24	Aluma,Keve	1-7	0-0	0-0	0	3	7	2	2	0	3	0	0	0	31		
33	Jackson,Cameron	6-16	1-1	2-4	8	2	10	3	15	0	6	1	0	25			
03	Magee,Fletcher	1-14	0-9	5-5	2	4	6	0	7	0	1	0	0	32			
05	Murphy,Storm	2-7	1-4	0-0	0	2	2	1	5	2	0	0	0	23			
10	Hoover,Nathan	2-7	0-4	0-0	3	3	3	1	4	0	3	0	0	24			
01	Goodwin,Chevez	0-0	0-0	0-0	0	1	1	2	0	0	0	0	0	6			
02	Manning, Jr.,Michael	0-0	0-0	0-0	0	0	0	0	0	0	0	0	0	1			
11	Larson,Ryan	0-2	0-1	0-0	0	2	2	1	0	1	2	0	1	17			
12	Michael,Alex	0-1	0-0	0-0	0	0	0	0	0	0	0	0	0	1			
14	Cottrell,Drew	0-0	0-0	0-0	0	0	0	0	0	0	0	0	0	1			
21	Hollowell,Tray	1-5	1-4	0-0	0	3	3	0	3	2	2	0	0	19			
31	Theme-Love,Donovan	0-0	0-0	0-0	0	1	1	0	0	0	0	0	0	4			
50	Pegram,Matt	4-6	2-3	1-1	4	4	8	4	11	0	1	2	0	16			
Team					1	1	2										
Totals		17-65	5-26	8-10	19	26	45	14	47	5	18	3	11	200			

FG % 1st Half: 10-29 34.5% 2nd half: 7-36 19.4% Game: 17-65 26.2% Deadball Rebounds 1  
 3FG % 1st Half: 2-9 22.2% 2nd half: 3-17 17.6% Game: 5-26 19.2%  
 FT % 1st Half: 4-5 80.0% 2nd half: 4-5 80.0% Game: 8-10 80.0%

Kansas 72 • 7-0

##	Player	Total			3-Ptr			Rebounds			PF	TP	A	TO	Blk	Stl	Min
		FG-FGA	FG-FGA	FT-FTA	FG-FGA	FG-FGA	FT-FTA	Off	Def	Tot							
01	Lawson, Dedic	10-17	0-4	0-0	2	6	8	2	20	1	1	3	2	35			
35	Azubuike, Udoka	0-1	0-0	0-0	2	2	4	0	0	0	0	0	0	4			
00	Garrett, Marcus	2-6	1-4	2-3	0	7	7	1	7	3	0	1	2	30			
05	Grimes, Quentin	6-10	1-4	1-2	0	3	3	1	14	1	0	0	0	32			
11	Dotson, Devon	6-9	1-3	3-3	0	3	3	3	16	3	2	0	3	30			
02	Moore, Charlie	2-8	0-5	0-0	0	0	0	1	4	0	0	1	0	16			
12	Teahar, Chris	0-0	0-0	0-0	0	0	0	0	0	0	0	0	0	2			
13	Lawson, K.J.	2-4	0-1	1-2	1	1	2	2	5	3	1	0	1	17			
20	Luinstra, Garrett	0-0	0-0	0-0	0	0	0	0	1	0	0	0	0	1			
24	Vick, Lagerald	0-3	0-2	0-0	0	2	2	0	0	0	2	0	1	22			
33	MCCORMACK, David	3-5	0-0	0-0	0	3	3	0	6	0	0	0	0	5			
44	Lightfoot, Mitch	0-0	0-0	0-0	1	1	2	0	0	0	1	0	0	6			
Team					0	2	2										
Totals		31-63	3-23	7-10	6	30	36	11	72	11	7	5	9	200			

FG % 1st Half: 13-29 44.8% 2nd half: 18-34 52.9% Game: 31-63 49.2% Deadball Rebounds 3  
 3FG % 1st Half: 1-10 10.0% 2nd half: 2-13 15.4% Game: 3-23 13.0%  
 FT % 1st Half: 2-3 66.7% 2nd half: 5-7 71.4% Game: 7-10 70.0%

Officials: Keith Kimble, Jeb Hartness, John Gaffney  
 Technical fouls: Wofford-None. Kansas-None.  
 Attendance: 16300

Score by periods	1st	2nd	Total
Wofford	26	21	47
Kansas	29	43	72

	In	Off	2nd	Fast	Bench
Points	Paint	T/O	Chance	Break	
Wofford	16	5	12	3	14
KU	46	25	7	17	15

Last FG - WOF 2nd-01:56, KU 2nd-01:05.  
 Largest lead - WOF by 3 1st-19:08, KU by 29 2nd-03:07.  
 WOF led for 04:59. KU led for 32:36. Game was tied for 02:25.

Score tied - 2 times.  
 Lead changed - 7 times.

**6 #2/2 KANSAS 90, STANFORD 84 (OT)**  
Dec. 1, 2018 | Lawrence, Kan. | Allen Fieldhouse



Stanford 84 • 4-4

##	Player	Total			3-Ptr			Rebounds			PF	TP	A	TO	Blk	Stl	Min
		FG-FGA	FG-FGA	FT-FTA	FG-FGA	FG-FGA	FT-FTA	Off	Def	Tot							
00	Okpala,KZ	7-13	3-5	5-6	1	7	8	4	22	4	3	2	0	43			
13	Da Silva,Oscar	2-10	0-7	2-2	1	6	7	2	6	1	4	0	0	29			
20	Sharma,Josh	3-4	0-0	2-4	0	2	2	5	8	1	0	3	2	19			
01	Davis,Daejon	6-15	2-6	5-5	2	6	8	2	19	3	5	0	0	44			
04	White,Isaac	5-7	5-7	0-0	2	1	3	0	15	1	0	0	0	27			
02	Wills,Bryce	0-0	0-0	0-0	0	0	0	0	0	0	1	0	0	3			
05	Pugh,Kodye	0-2	0-0	0-0	1	0	1	0	0	0	1	0	0	2			
11	Delaire,Jaiden	0-2	0-2	0-0	0	0	0	0	0	0	1	0	0	9			
23	Ryan,Cormac	4-9	2-7	2-2	0	2	2	4	12	1	2	0	1	32			
32	Kisunas,Lukas	0-0	0-0	0-0	1	0	1	1	0	0	2	0	0	3			
33	Stanback,Trevor	1-1	0-0	0-0	2	2	4	2	2	0	1	1	0	14			
Team					0	0	0										
Totals		28-63	12-34	16-19	10	26	36	22	84	13	18	6	3	225			

FG % 1st Half: 11-27 40.7% 2nd half: 14-30 46.7% OT: 3-6 50.0% Game: 28-63 44.4% Deadball Rebounds 2  
 3FG % 1st Half: 5-15 33.3% 2nd half: 6-15 40.0% OT: 1-4 25.0% Game: 12-34 35.3%  
 FT % 1st Half: 8-10 80.0% 2nd half: 6-7 85.7% OT: 2-2 100.0% Game: 16-19 84.2%



BOX SCORES

**9 #1/1 KANSAS 74, #17/16 VILLANOVA 71**  
Dec. 15, 2018 | Lawrence, Kan. | Allen Fieldhouse



Villanova 71 • 8-4

#	Player	Total			3-Ptr			Rebounds			PF	TP	A	TO	Blk	Stl	Min
		FG-FGA	FG-FGA	FT-FTA	Off	Def	Tot	Off	Def	Tot							
04	Paschall, Eric	f	4-10	2-3	7-8	3	1	4	4	17	1	3	0	1	33		
15	Bey, Saddiq	f	3-8	1-3	0-0	4	1	5	2	7	1	1	0	2	36		
21	Cosby-Roundtree, D	f	1-2	0-0	1-2	3	8	11	5	3	1	1	2	0	28		
02	Gillespie, Collin	g	5-14	1-7	4-6	0	2	2	3	15	3	2	0	1	36		
05	Booth, Phil	g	11-21	4-11	3-3	0	2	2	2	29	2	0	0	0	38		
10	Swider, Cole	g	0-1	0-1	0-0	0	0	0	0	0	0	0	0	0	4		
23	Samuels, Jermaine	g	0-3	0-3	0-0	0	1	1	3	0	1	0	1	15			
24	Cremona, Joe	g	0-0	0-0	0-0	0	0	0	2	0	0	1	0	10			
Team						0	1	1									
Totals			24-59	8-28	15-19	10	16	26	21	71	8	9	2	5	200		

FG % 1st Half: 10-26 38.5% 2nd half: 14-33 42.4% Game: 24-59 40.7%  
 3FG % 1st Half: 5-13 38.5% 2nd half: 3-15 20.0% Game: 8-28 28.6%  
 FT % 1st Half: 6-8 75.0% 2nd half: 9-11 81.8% Game: 15-19 78.9%

Kansas 74 • 9-0

#	Player	Total			3-Ptr			Rebounds			PF	TP	A	TO	Blk	Stl	Min
		FG-FGA	FG-FGA	FT-FTA	Off	Def	Tot	Off	Def	Tot							
01	Dedric Lawson	f	10-15	1-2	7-9	2	10	12	4	28	1	0	0	0	38		
00	Marcus Garrett	g	0-4	0-2	1-2	3	1	4	1	1	3	1	1	4	37		
05	Quentin Grimes	g	0-2	0-1	1-2	0	0	0	3	1	1	3	0	0	14		
11	Devon Dotson	g	3-6	1-1	4-4	1	1	2	4	11	1	2	0	0	26		
24	Lagerald Vick	g	9-15	3-8	8-10	0	7	7	2	29	1	3	0	0	39		
02	Charlie Moore	g	0-1	0-0	2-2	0	1	1	3	2	0	3	0	0	17		
13	K.J. Lawson	g	0-2	0-1	0-0	2	1	3	1	0	2	1	0	0	14		
33	David McCormack	g	0-0	0-0	0-0	0	0	0	0	0	0	0	0	0	1		
44	Mitch Lightfoot	g	1-1	0-0	0-1	0	2	2	1	2	0	1	1	0	14		
Team						1	3	4									
Totals			23-46	5-15	23-30	9	26	35	19	74	9	14	2	4	200		

FG % 1st Half: 11-22 50.0% 2nd half: 12-24 50.0% Game: 23-46 50.0%  
 3FG % 1st Half: 4-11 36.4% 2nd half: 1-4 25.0% Game: 5-15 33.3%  
 FT % 1st Half: 7-8 87.5% 2nd half: 16-22 72.7% Game: 23-30 76.7%

Officials: Ray Natili, Michael Stephens, James Breeding  
 Technical fouls: Villanova-None. Kansas-None.  
 Attendance: 16300

Score by periods	1st	2nd	Total
Villanova	31	40	71
Kansas	33	41	74

Last FG - NOVA 2nd-00:09, KU 2nd-02:23.  
 Largest lead - NOVA by 5 1st-14:33, KU by 9 1st-02:43.  
 NOVA led for 06:37. KU led for 28:36. Game was tied for 04:47.

Points	In	Off	2nd	Fast	Bench
NOVA	Paint	T/O	Chance	Break	
KU	24	9	12	2	0
KU	24	10	5	4	

Score tied - 8 times.  
 Lead changed - 8 times.

**10 #1/1 KANSAS 89, SOUTH DAKOTA 53**  
Dec. 18, 2018 | Lawrence, Kan. | Allen Fieldhouse



South Dakota 53 • 6-6

#	Player	Total			3-Ptr			Rebounds			PF	TP	A	TO	Blk	Stl	Min
		FG-FGA	FG-FGA	FT-FTA	Off	Def	Tot	Off	Def	Tot							
12	Trey Burch-Manning	f	1-5	0-2	0-2	0	4	4	5	2	2	4	0	2	25		
03	Dan Jech	f	1-5	0-0	0-0	1	0	1	1	2	0	0	0	0	16		
31	Triston Simpson	g	2-7	0-1	0-0	1	1	2	0	4	3	5	0	3	33		
10	Cody Kelley	g	0-7	0-2	0-0	1	4	5	3	0	4	2	0	2	27		
22	Tyler Peterson	g	7-13	1-3	0-0	2	3	5	4	15	1	2	0	1	33		
00	Stanley Umude	g	10-17	2-4	6-9	1	5	6	1	28	4	4	2	0	34		
13	Matt Johns	g	0-0	0-0	0-0	0	0	0	0	0	0	0	0	0	4		
20	Brandon Armstrong	g	0-0	0-0	0-0	0	1	1	0	0	0	0	0	0	7		
24	Nathan Robinson	g	0-3	0-1	0-2	1	4	5	0	0	0	0	0	0	14		
33	Logan Power	g	1-1	0-0	0-0	0	0	0	1	2	0	0	0	0	7		
Team						0	2	2									
Totals			22-58	3-13	6-13	7	24	31	15	53	14	17	2	8	200		

FG % 1st Half: 11-24 45.8% 2nd half: 11-34 32.4% Game: 22-58 37.9%  
 3FG % 1st Half: 2-7 28.6% 2nd half: 1-6 16.7% Game: 3-13 23.1%  
 FT % 1st Half: 3-6 50.0% 2nd half: 3-7 42.9% Game: 6-13 46.2%

Kansas 89 • 10-0

#	Player	Total			3-Ptr			Rebounds			PF	TP	A	TO	Blk	Stl	Min
		FG-FGA	FG-FGA	FT-FTA	Off	Def	Tot	Off	Def	Tot							
01	Lawson, Dedric	f	7-11	0-3	2-2	2	12	14	3	16	0	3	1	3	26		
00	Garrett, Marcus	g	3-4	0-1	1-2	0	5	5	0	7	5	0	3	0	29		
05	Grimes, Quentin	g	3-9	0-3	0-1	1	2	3	2	6	0	3	0	0	21		
11	Dotson, Devon	g	3-7	0-1	2-2	0	2	2	1	8	6	2	0	0	28		
24	Vick, Lagerald	g	5-12	2-3	0-0	2	3	5	2	12	2	3	1	3	33		
02	Moore, Charlie	g	6-9	6-9	0-0	0	0	0	1	18	4	1	0	2	21		
13	Lawson, K.J.	g	1-3	1-2	0-0	0	0	0	4	3	0	0	0	0	9		
20	Luinstra, Garrett	g	0-1	0-0	0-0	1	0	1	0	0	0	0	0	0	2		
33	McCormack, David	g	4-7	0-0	4-4	1	5	6	2	12	1	0	2	0	17		
44	Lightfoot, Mitch	g	2-3	0-1	3-4	3	3	6	1	7	1	0	1	0	14		
Team						0	0	0									
Totals			34-66	9-23	12-15	10	32	42	16	89	19	12	5	11	200		

FG % 1st Half: 14-35 40.0% 2nd half: 20-31 64.5% Game: 34-66 51.5%  
 3FG % 1st Half: 1-8 12.5% 2nd half: 8-15 53.3% Game: 9-23 39.1%  
 FT % 1st Half: 8-10 80.0% 2nd half: 4-5 80.0% Game: 12-15 80.0%

Officials: Doug Sirmans, Paul Janssen, Bert Smith  
 Technical fouls: South Dakota-None. Kansas-None.  
 Attendance: 16300

USD 12 T. Burch-Manning fouled out with 6:05 remaining in the game.

Score by periods	1st	2nd	Total
South Dakota	27	26	53
Kansas	37	52	89

Last FG - USD 2nd-00:31, KU 2nd-00:17.  
 Largest lead - USD None, KU by 37 2nd-01:53.  
 USD led for 00:00. KU led for 39:39. Game was tied for 00:21.

Points	In	Off	2nd	Fast	Bench
USD	Paint	T/O	Chance	Break	
KU	32	11	5	2	30
KU	38	19	0	17	40

Score tied - 0 times.  
 Lead changed - 0 times.

**11 #18/19 ARIZONA STATE 80, #1/1 KANSAS 76**  
Dec. 22, 2018 | Tempe, Ariz. | Wells Fargo Arena



Kansas 76 • 10-1

#	Player	Total			3-Ptr			Rebounds			PF	TP	A	TO	Blk	Stl	Min
		FG-FGA	FG-FGA	FT-FTA	Off	Def	Tot	Off	Def	Tot							
01	Dedric Lawson	f	12-15	1-2	5-5	2	12	14	4	30	1	2	1	0	31		
00	Marcus Garrett	g	0-5	0-1	7-8	3	3	6	3	7	1	1	0	1	22		
05	Quentin Grimes	g	4-12	0-5	0-0	2	0	2	1	8	3	2	1	0	31		
11	Devon Dotson	g	4-7	2-4	2-2	0	4	4	3	12	5	5	1	1	32		
24	Lagerald Vick	g	5-16	3-11	1-1	0	2	2	4	14	1	3	0	2	37		
02	Charlie Moore	g	1-5	1-3	0-0	0	1	1	1	3	0	2	0	2	16		
13	K.J. Lawson	g	0-2	0-2	0-0	2	2	2	2	0	2	0	0	0	12		
33	David McCormack	g	1-2	0-0	0-0	2	2	4	2	2	0	0	1	0	11		
44	Mitch Lightfoot	g	0-1	0-0	0-0	1	1	2	2	0	0	1	1	0	8		
Team						1	2	3									
Totals			27-65	7-28	15-16	11	29	40	22	76	13	16	5	6	200		

FG % 1st Half: 16-37 43.2% 2nd half: 11-28 39.3% Game: 27-65 41.5%  
 3FG % 1st Half: 4-14 28.6% 2nd half: 3-14 21.4% Game: 7-28 25.0%  
 FT % 1st Half: 3-3 100.0% 2nd half: 12-13 92.3% Game: 15-16 93.8%

Arizona State 80 • 9-2

#	Player	Total			3-Ptr			Rebounds			PF	TP	A	TO	Blk	Stl	Min
		FG-FGA	FG-FGA	FT-FTA	Off	Def	Tot	Off	Def	Tot							
14	Lawrence, Kimani	f	3-7	1-3	0-0	1	2	3	1	7	1	1	0	1	25		
23	White, Romello	f	3-7	0-0	5-9	5	0	5	3	11	1	0	2	0	27		
45	Cheatham, Zylan	f	5-8	0-1	3-7	2	9	11	2	13	1	4	1	0	34		
00	Dort, Luquentz	g	3-14	1-3	6-8	2	2	4	2	13	5	3	1	1	31		
01	Martin, Remy	g	4-10	1-5	1-2	1	3	4	2	10							

BOX SCORES

**13 #5/6 KANSAS 70, #23/25 OKLAHOMA 63**  
Jan. 2, 2019 | Lawrence, Kan. | Allen Fieldhouse



Oklahoma 63 • 11-2 (0-1)

##	Player	Total			3-Ptr			Rebounds			PF	TP	A	TO	Blk	Stl	Min
		FG-FGA	FG-FGA	FT-FTA	FG-FGA	FG-FGA	FT-FTA	Off	Def	Tot							
21	Doolittle, Kristian	f	5-12	0-0	2-3	1	7	8	4	12	2	2	0	0	1	32	
35	Manek, Brady	f	6-13	1-4	3-5	5	6	11	0	16	0	0	1	1	0	32	
00	James, Christian	g	4-15	1-7	2-4	0	12	12	2	11	2	2	0	2	37		
02	Calixte, Aaron	g	4-8	2-4	0-0	0	1	1	2	10	2	4	0	0	27		
03	Reynolds, Miles	g	3-5	0-1	1-1	1	2	3	5	7	2	4	0	2	30		
01	Odomes, Rashard	g	0-1	0-1	0-0	1	0	1	2	0	0	3	1	0	12		
04	McNeace, Jamuni	g	0-1	0-0	0-0	1	0	1	0	0	0	0	0	0	2		
05	Freeman, Matt	g	0-4	0-4	0-0	1	0	1	1	0	0	1	0	0	15		
24	Bieniemy, Jamal	g	3-3	1-1	0-0	0	0	0	1	7	0	0	0	0	13		
Team						1	1	2				1					
Totals			25-62	5-22	8-13	11	29	40	17	63	9	17	2	5	200		

FG % 1st Half: 11-31 35.5% 2nd half: 14-31 45.2% Game: 25-62 40.3%  
 3FG % 1st Half: 2-12 16.7% 2nd half: 3-10 30.0% Game: 5-22 22.7%  
 FT % 1st Half: 1-2 50.0% 2nd half: 7-11 63.6% Game: 8-13 61.5%

Kansas 70 • 12-1 (1-0)

##	Player	Total			3-Ptr			Rebounds			PF	TP	A	TO	Blk	Stl	Min
		FG-FGA	FG-FGA	FT-FTA	FG-FGA	FG-FGA	FT-FTA	Off	Def	Tot							
01	Lawson, Dedic	r	6-17	0-3	1-1	4	11	15	2	13	1	1	3	0	37		
35	Azubuike, Udoka	c	4-5	0-0	0-1	3	6	9	2	8	0	1	2	0	34		
05	Grimes, Quentin	g	6-11	1-6	1-3	2	2	4	14	1	3	0	1	35			
11	Dotson, Devon	g	4-10	1-3	7-8	0	5	5	4	16	1	2	0	4	28		
24	Vick, Lagerald	g	5-12	2-7	0-1	0	4	4	1	12	1	4	1	3	25		
00	Garrett, Marcus	g	1-3	0-1	3-4	0	1	1	2	5	1	0	1	28			
02	Moore, Charlie	g	0-4	0-1	2-4	1	2	3	1	2	1	0	0	1	13		
13	Lawson, K.J.	g	0-0	0-0	0-0	0	0	0	0	0	0	1	0	0	1		
33	McCormack, David	g	0-1	0-0	0-0	1	0	1	1	0	0	1	0	1	6		
44	Lightfoot, Mitch	g	0-0	0-0	0-0	1	0	1	0	0	0	0	0	4			
Team						0	1	1									
Totals			26-63	4-21	14-22	12	30	42	17	70	10	14	6	11	200		

FG % 1st Half: 18-39 46.2% 2nd half: 8-24 33.3% Game: 26-63 41.3%  
 3FG % 1st Half: 2-12 16.7% 2nd half: 2-9 22.2% Game: 4-21 19.0%  
 FT % 1st Half: 2-3 66.7% 2nd half: 12-19 63.2% Game: 14-22 63.6%

Officials: Joe DeRosa, James Luckie, Lee Cassell  
 Technical fouls: Oklahoma-None. Kansas-None.  
 Attendance: 16300  
 OU 03 M. Reynolds fouled out with 38 seconds remaining in the game.

Score by periods	1st	2nd	Total
Oklahoma	25	38	63
Kansas	40	30	70

Points	In	Off	2nd	Fast	Bench
OU	Paint	T/O	Chance	Break	
32	14	6	6	7	
40	22	13	12	7	

Last FG - OU 2nd-00:30, KU 2nd-02:35.  
 Largest lead - OU by 7 1st-17:31, KU by 15 1st-00:04.  
 OU led for 07:37. KU led for 31:37. Game was tied for 00:46.

Score tied - 0 times.  
 Lead changed - 1 time.

**15 #7/9 KANSAS 77, #25/rv TCU 68**  
Jan. 9, 2019 | Lawrence, Kan. | Allen Fieldhouse



TCU 68 • 12-2 (1-1)

##	Player	Total			3-Ptr			Rebounds			PF	TP	A	TO	Blk	Stl	Min
		FG-FGA	FG-FGA	FT-FTA	FG-FGA	FG-FGA	FT-FTA	Off	Def	Tot							
15	MILLER, JD	r	1-6	1-4	0-0	1	8	9	1	3	0	1	0	1	25		
21	SAMUEL, Kevin	c	6-7	0-0	0-0	4	4	8	3	12	1	2	1	0	26		
01	BANE, Desmond	g	6-10	1-1	0-0	0	4	4	4	13	2	2	0	0	37		
22	NEMPHARD, RJ	g	3-6	3-6	5-6	0	4	4	3	14	1	3	1	0	27		
25	ROBINSON, Alex	g	4-12	2-4	2-3	1	2	3	4	12	4	4	0	0	35		
05	DAVIS, Kendrick	g	2-6	0-1	0-0	0	4	4	1	4	3	3	0	2	22		
12	NOI, Kouat	g	3-7	2-5	2-4	1	1	2	2	10	1	3	1	3	28		
Team						0	0	0									
Totals			25-54	9-21	9-13	7	27	34	18	68	12	20	3	6	200		

FG % 1st Half: 11-26 42.3% 2nd half: 14-28 50.0% Game: 25-54 46.3%  
 3FG % 1st Half: 3-8 37.5% 2nd half: 6-13 46.2% Game: 9-21 42.9%  
 FT % 1st Half: 6-8 75.0% 2nd half: 3-5 60.0% Game: 9-13 69.2%

Kansas 77 • 13-2 (2-1)

##	Player	Total			3-Ptr			Rebounds			PF	TP	A	TO	Blk	Stl	Min
		FG-FGA	FG-FGA	FT-FTA	FG-FGA	FG-FGA	FT-FTA	Off	Def	Tot							
01	Lawson, Dedic	r	10-19	2-4	9-13	6	8	14	1	31	0	3	0	3	35		
00	Garrett, Marcus	g	3-8	0-0	2-3	1	3	4	1	8	3	0	0	2	35		
05	Grimes, Quentin	g	2-5	0-3	1-2	0	2	2	4	5	1	2	0	0	16		
11	Dotson, Devon	g	0-6	0-3	5-6	0	1	1	3	5	3	1	1	2	27		
24	Vick, Lagerald	g	5-10	2-7	0-0	1	3	4	2	12	4	6	0	0	36		
02	Moore, Charlie	g	0-3	0-1	0-0	0	0	0	0	0	1	0	0	1	4		
13	Lawson, K.J.	g	2-3	0-1	3-3	1	0	1	0	7	0	0	0	0	11		
30	Agbaji, Ochai	g	3-5	1-2	0-0	1	3	4	2	7	1	0	1	2	25		
33	McCormack, David	g	0-0	0-0	0-0	0	0	0	0	0	0	0	0	0	1		
44	Lightfoot, Mitch	g	1-1	0-0	0-0	0	3	3	0	2	0	0	0	0	10		
Team						1	0	1									
Totals			26-60	5-21	20-27	11	23	34	13	77	13	12	2	10	200		

FG % 1st Half: 15-31 48.4% 2nd half: 11-29 37.9% Game: 26-60 43.3%  
 3FG % 1st Half: 2-10 20.0% 2nd half: 3-11 27.3% Game: 5-21 23.8%  
 FT % 1st Half: 8-11 72.7% 2nd half: 12-16 75.0% Game: 20-27 74.1%

Officials: Gerry Pollard, Gary Maxwell, Jeb Hartness  
 Technical fouls: TCU-None. Kansas-None.  
 Attendance: 16300

Score by periods	1st	2nd	Total
TCU	31	37	68
Kansas	40	37	77

Points	In	Off	2nd	Fast	Bench
TCU	Paint	T/O	Chance	Break	
30	13	7	6	14	
40	24	13	8	16	

Last FG - TCU 2nd-01:41, KU 2nd-01:10.  
 Largest lead - TCU by 2 1st-19:14, KU by 11 2nd-19:45.  
 TCU led for 03:03. KU led for 34:36. Game was tied for 02:21.

Score tied - 5 times.  
 Lead changed - 7 times.

**14 IOWA STATE 77, #5/6 KANSAS 60**  
Jan. 5, 2019 | Ames, Iowa | Hilton Coliseum



Kansas 60 • 12-2, 1-1 Big 12

##	Player	Total			3-Ptr			Rebounds			PF	TP	A	TO	Blk	Stl	Min
		FG-FGA	FG-FGA	FT-FTA	FG-FGA	FG-FGA	FT-FTA	Off	Def	Tot							
00	Marcus Garrett	r	4-8	0-1	0-0	2	2	4	1	8	0	1	0	0	0	30	
01	Dedic Lawson	r	5-11	0-1	3-6	2	10	12	3	13	3	6	1	0	32		
05	Quentin Grimes	g	7-14	3-6	2-3	2	4	6	1	19	2	2	0	1	31		
11	Devon Dotson	g	3-5	1-2	1-2	2	5	7	1	8	3	5	0	2	31		
24	Lagerald Vick	g	2-8	2-6	0-0	0	4	4	0	6	1	7	0	2	29		
02	Charlie Moore	g	1-5	0-2	0-0	2	1	3	1	2	2	0	0	0	19		
12	Chris Teahan	g	0-0	0-0	0-0	0	0	0	0	0	0	0	0	0	2		
13	K.J. Lawson	g	1-2	0-1	0-0	0	1	1	1	2	1	1	0	1	9		
33	David McCormack	g	1-2	0-0	0-0	0	1	1	1	2	0	0	0	0	10		
44	Mitch Lightfoot	g	0-0	0-1	0-0	0	0	0	1	0	0	1	0	0	7		
Team						3	0	3									
Totals			24-56	6-20	6-11	13	28	41	10	60	12	24	1	6	200		

FG % 1st Half: 12-27 44.4% 2nd half: 12-29 41.4% Game: 24-56 42.9%  
 3FG % 1st Half: 4-11 36.4% 2nd half: 2-9 22.2% Game: 6-20 30.0%  
 FT % 1st Half: 4-7 57.1% 2nd half: 2-4 50.0% Game: 6-11 54.5%

Iowa State 77 • 12-2, 2-0 Big 12

##	Player	Total			3-Ptr			Rebounds			PF	TP	A	TO	Blk	Stl	Min
		FG-FGA	FG-FGA	FT-FTA	FG-FGA	FG-FGA	FT-FTA	Off	Def	Tot							
01	Weiler-Babb, Nick	r	4-10	2-4	2-2	1	2	3	1	12	4	2	1	4	38		
03	Shayok, Marial	r	9-12	5-5	1-2	0	5	5	2	24	1	5	0	2	34		
11	Horton-Tucker, Talen	g	2-9	0-4	0-0	0	0	0	2	4	5	0	0	1	30		
12	Jacobson, Michael	g	4-9	0-2	1-2	2	9	11	2	9	2	0					

BOX SCORES

**17 #7/8 KANSAS 80, TEXAS 78**  
Jan. 14, 2019 | Lawrence, Kan. | Allen Fieldhouse



**Texas 78 • 10-7 (2-3)**

#	Player	Total			3-Ptr			Rebounds			PF	TP	A	TO	Blk	Stl	Min
		FG	FGA	FT	FTA	Off	Def	Tot									
00	Hayes, Jaxson	f	4-5	0-0	0-0	2	2	4	5	8	1	0	1	0	1	17	
21	Osetkowski, Dylan	f	5-13	0-2	1-1	4	5	9	2	11	1	1	0	1	29		
02	Coleman III, Matt	g	7-12	2-3	0-0	2	2	4	1	16	8	0	0	1	38		
12	Roach II, Kerwin	g	4-11	3-8	2-2	0	2	2	3	13	4	1	1	0	32		
55	Mitrou-Long, Elijah	g	2-7	2-6	0-0	0	2	2	0	6	0	1	0	0	20		
03	Ramey, Courtney	g	3-7	2-4	2-2	1	5	6	2	10	5	0	0	0	24		
13	Febres, Jase	g	4-14	4-11	0-0	0	3	3	2	12	0	1	0	0	28		
20	Sims, Jericho	g	0-0	0-0	2-2	4	3	7	3	2	0	1	0	0	12		
	Team					1	0	1									
	<b>Totals</b>		<b>29-69</b>	<b>13-34</b>	<b>7-7</b>	<b>14</b>	<b>24</b>	<b>38</b>	<b>18</b>	<b>78</b>	<b>19</b>	<b>6</b>	<b>2</b>	<b>2</b>	<b>200</b>		

FG % 1st Half: 16-36 44.4% 2nd half: 13-33 39.4% Game: 29-69 42.0% Deadball Rebounds: 0  
 3FG % 1st Half: 8-19 42.1% 2nd half: 5-15 33.3% Game: 13-34 38.2%  
 FT % 1st Half: 0-0 0.0% 2nd half: 7-7 100.0% Game: 7-7 100.0%

**Kansas 80 • 15-2 (4-1)**

#	Player	Total			3-Ptr			Rebounds			PF	TP	A	TO	Blk	Stl	Min
		FG	FGA	FT	FTA	Off	Def	Tot									
01	Lawson, Dedic	r	6-8	0-0	5-8	0	8	8	3	17	0	0	0	0	0	26	
00	Garrett, Marcus	g	8-11	3-4	1-4	0	2	2	20	3	2	1	3	35			
05	Grimes, Quentin	g	2-5	2-5	0-0	0	2	2	1	6	0	1	0	0	29		
11	Dotson, Devon	g	3-6	1-2	3-4	1	4	5	2	10	5	0	0	0	36		
24	Vick, Lagerald	g	7-14	5-8	2-2	0	4	4	0	21	4	0	0	1	32		
02	Moore, Charlie	g	0-1	0-1	0-0	0	0	0	0	0	0	0	0	0	3		
30	Agbaji, Ochai	g	2-5	0-2	0-0	0	4	4	1	4	2	0	1	0	25		
33	McCormack, David	g	1-3	0-0	0-1	3	1	4	2	2	0	1	0	0	8		
44	Lightfoot, Mitch	g	0-1	0-0	0-2	0	0	0	1	0	0	0	0	0	6		
	Team					2	0	2									
	<b>Totals</b>		<b>29-54</b>	<b>11-22</b>	<b>11-21</b>	<b>6</b>	<b>25</b>	<b>31</b>	<b>12</b>	<b>80</b>	<b>14</b>	<b>4</b>	<b>1</b>	<b>5</b>	<b>200</b>		

FG % 1st Half: 15-29 51.7% 2nd half: 14-25 56.0% Game: 29-54 53.7% Deadball Rebounds: 5,1  
 3FG % 1st Half: 6-12 50.0% 2nd half: 5-10 50.0% Game: 11-22 50.0%  
 FT % 1st Half: 2-7 28.6% 2nd half: 9-14 64.3% Game: 11-21 52.4%

Officials: John Higgins, Mike Roberts, Michael Greenstein  
 Technical fouls: Texas-None. Kansas-None.  
 Attendance: 16300  
 UT 10 J. Hayes fouled out with 2:05 remaining in the game.

Score by periods	1st	2nd	Total
Texas	40	38	78
Kansas	38	42	80

	Points	In Paint	Off T/O	2nd Chance	Fast Break	Bench
UT	28	3	17	3	24	4
KU	34	12	2	6	6	6

Last FG - UT 2nd-00:09, KU 2nd-01:33.  
 Largest lead - UT by 5 1st-00:30, KU by 10 2nd-11:51.  
 UT led for 02:41. KU led for 36:19. Game was tied for 01:00.  
 Score tied - 2 times.  
 Lead changed - 4 times.

**18 WEST VIRGINIA 65, #7/8 KANSAS 64**  
Jan. 19, 2019 | Morgantown, W.Va. | WVU Coliseum



**Kansas 64**

#	Player	Total			3-Ptr			Rebounds			PF	TP	A	TO	Blk	Stl	Min
		FG	FGA	FT	FTA	Off	Def	Tot									
00	Marcus Garrett	*	6-12	0-2	3-4	0	2	2	4	15	3	1	0	6	34		
01	Dedic Lawson	*	5-11	0-1	5-6	4	7	11	1	15	0	3	1	1	34		
05	Quentin Grimes	*	3-7	2-4	0-0	0	2	2	2	8	2	2	0	0	30		
11	Devon Dotson	*	3-5	1-1	2-2	0	1	1	3	9	1	7	0	0	34		
24	Lagerald Vick	*	5-12	2-6	1-1	1	2	3	1	13	0	2	0	0	33		
02	Charlie Moore	*	0-1	0-0	0-0	0	1	1	0	0	0	0	0	0	3		
13	K.J. Lawson	*	1-5	0-2	0-0	2	2	4	3	2	0	0	0	0	16		
30	Ochai Agbaji	*	0-1	0-0	0-0	1	2	3	0	0	0	3	0	0	4		
33	David McCormack	*	1-1	0-0	0-0	1	3	4	0	2	0	0	0	0	8		
44	Mitch Lightfoot	*	0-0	0-0	0-0	0	0	0	1	0	0	0	0	0	4		
	Team					0	3	3									
	<b>Totals</b>		<b>24-55</b>	<b>5-16</b>	<b>11-13</b>	<b>9</b>	<b>25</b>	<b>34</b>	<b>15</b>	<b>64</b>	<b>6</b>	<b>18</b>	<b>1</b>	<b>7</b>	<b>200</b>		

FG % 1st Half: 10-27 37.0% 2nd half: 14-28 50.0% Game: 24-55 43.6% Deadball Rebounds: 1  
 3FG % 1st Half: 0-6 0.0% 2nd half: 5-10 50.0% Game: 5-16 31.3%  
 FT % 1st Half: 3-3 100.0% 2nd half: 8-10 80.0% Game: 11-13 84.6%

**West Virginia 65**

#	Player	Total			3-Ptr			Rebounds			PF	TP	A	TO	Blk	Stl	Min
		FG	FGA	FT	FTA	Off	Def	Tot									
10	Haley, Jermalne	*	5-5	0-0	3-4	1	4	5	2	13	2	3	0	1	28		
12	Gordon, Andrew	*	2-3	0-0	0-0	0	2	2	3	4	0	2	0	0	13		
14	Harler, Chase	*	3-3	1-1	0-0	0	2	2	1	7	0	1	0	0	19		
21	Harris, Wesley	*	2-5	1-3	0-0	0	1	1	0	5	0	1	0	0	30		
23	Ahmad, Esa	*	3-9	2-3	0-0	1	6	7	2	8	3	2	1	2	35		
01	Culver, Derek	*	4-10	0-0	3-5	2	5	7	4	11	3	3	1	1	27		
03	Bolden, James	*	4-13	1-4	3-4	0	0	0	1	12	2	0	0	4	29		
05	McCabe, Jordan	*	0-1	0-0	0-0	0	1	1	0	0	1	1	0	1	5		
15	West, Lamont	*	2-5	0-3	1-1	1	1	2	1	5	1	0	0	2	14		
	Team					0	1	1									
	<b>Totals</b>		<b>25-54</b>	<b>5-14</b>	<b>10-14</b>	<b>5</b>	<b>23</b>	<b>28</b>	<b>14</b>	<b>65</b>	<b>12</b>	<b>13</b>	<b>2</b>	<b>11</b>	<b>200</b>		

FG % 1st Half: 11-28 39.3% 2nd half: 14-26 53.8% Game: 25-54 46.3% Deadball Rebounds: 3  
 3FG % 1st Half: 0-3 0.0% 2nd half: 5-11 45.5% Game: 5-14 35.7%  
 FT % 1st Half: 1-1 100.0% 2nd half: 9-13 69.2% Game: 10-14 71.4%

Officials: Doug Sirmmons, Roger Ayers, Keith Kimble  
 Technical fouls: Kansas-None. West Virginia-None.  
 Attendance: 12657

Score by periods	1st	2nd	Total
Kansas	23	41	64
West Virginia	23	42	65

	Points	In Paint	Off T/O	2nd Chance	Fast Break	Bench
KU	32	15	6	4	4	4
WVU	34	9	8	6	4	28

Last FG - KU 2nd-02:35, WVU 2nd-00:07.  
 Largest lead - KU by 6 2nd-02:35, WVU by 3 1st-11:05.  
 KU led for 26:06. WVU led for 11:32. Game was tied for 02:22.  
 Score tied - 7 times.  
 Lead changed - 17 times.

**19 #9/10 KANSAS 80, #24/25 IOWA STATE 76**  
Jan. 21, 2019 | Lawrence, Kan. | Allen Fieldhouse



**Iowa State 76 • 14-5 (4-3)**

#	Player	Total			3-Ptr			Rebounds			PF	TP	A	TO	Blk	Stl	Min
		FG	FGA	FT	FTA	Off	Def	Tot									
12	Jacobson, Michael	r	4-7	1-1	3-6	3	8	11	3	12	0	4	1	3	34		
01	Weiler-Babb, Nick	g	4-8	2-5	0-0	1	3	4	1	10	4	1	1	2	39		
03	Shayok, Marial	g	9-18	3-8	5-5	2	4	6	1	26	1	4	0	2	37		
11	Horton-Tucker, Talen	g	6-15	4-8	0-2	1	2	3	5	16	2	2	0	0	26		
22	Haliburton, Tyrese	g	3-5	1-3	2-2	3	2	5	0	9	2	0	1	0	33		
02	Lard, Cameron	g	0-1	0-0	0-0	1	1	2	5	0	0	0	0	0	6		
05	Wigginton, Lindell	g	1-8	1-5	0-2	1	3	4	3	3	3	0	0	0	25		
	Team					1	0	1									
	<b>Totals</b>		<b>27-62</b>	<b>12-30</b>	<b>10-17</b>	<b>13</b>	<b>23</b>	<b>36</b>	<b>18</b>	<b>76</b>	<b>12</b>	<b>14</b>	<b>3</b>	<b>7</b>	<b>200</b>		

FG % 1st Half: 17-32 53.1% 2nd half: 10-30 33.3% Game: 27-62 43.5% Deadball Rebounds: 2  
 3FG % 1st Half: 6-16 37.5% 2nd half: 6-14 42.9% Game: 12-30 40.0%  
 FT % 1st Half: 2-4 50.0% 2nd half: 8-13 61.5% Game: 10-17 58.8%

**Kansas 80 • 16-3 (5-2)**

#	Player	Total			3-Ptr			Rebounds			PF	TP	A	TO	Blk	Stl	Min
		FG	FGA	FT	FTA	Off	Def	Tot									
01	Lawson, Dedic	r	13-17	2-2	1-2	7	8	15	3	29	1	4	1	0	38		
00	Garrett, Marcus	g	8-12	0-0	0-3	1	4	5	2	16	0	2	1	3	39		
05	Grimes, Quentin	g	0-4	0-1	0-0	0	0	0	0	0	0	0	0	1	19		
11	Dotson, Devon	g	3-12	0-1	5-6	0	2	2	3	11	8	0	0	2	38		
24	Vick, Lagerald	g	5-11	2-6	2-2	0	3	3	0	14	1	2	0	0	37		
02	Moore, Charlie	g	0-0	0-0	0-0	0	0	0	0	0	0	0	0	1	2		
13	Lawson, K.J.	g	1-2	0-0	0-0	1	2	3	4	2	0	1	0	0	9		
30	Agbaji, Ochai	g															

BOX SCORES

**21 TEXAS 73, #11/12 KANSAS 63**  
Jan. 26, 2019 | Austin, Texas | Frank Erwin Center



##	Player	Total			3-Ptr			Rebounds			PF	TP	A	TO	Blk	Stl	Min
		FG-FGA	FG-FGA	FT-FTA	FG-FGA	FG-FGA	FT-FTA	Off	Def	Tot							
01	Lawson, Detric	f	4-15	1-5	4-4	1	6	7	2	13	1	2	2	3	34		
00	Garrett, Marcus	g	1-4	0-1	0-0	2	3	5	2	2	1	1	0	0	26		
05	Grimes, Quentin	g	1-5	1-3	0-0	0	1	1	3	3	1	1	0	1	20		
11	Dotson, Devon	g	3-6	0-0	3-4	0	4	4	3	9	4	1	0	1	29		
30	Agbaji, Ochai	g	8-10	2-4	6-8	4	3	7	4	24	0	2	1	2	35		
02	Moore, Charlie	g	0-0	0-0	0-0	0	0	0	1	0	0	0	0	0	6		
13	Lawson, K.J.	g	0-0	0-0	0-0	0	0	0	1	0	0	1	0	0	4		
24	Vick, Lagerald	g	4-9	2-5	0-0	0	2	2	0	10	1	1	0	1	23		
33	McCormack, David	g	1-1	0-0	0-0	0	0	0	1	2	2	1	0	0	9		
44	Lightfoot, Mitch	g	0-1	0-0	0-0	0	0	0	3	0	0	0	1	0	14		
Team						1	0	1									
Totals			22-51	6-18	13-16	8	19	27	20	63	10	13	4	8	200		

FG % 1st Half: 10-23 43.5% 2nd half: 12-28 42.9% Game: 22-51 43.1%  
 3FG % 1st Half: 2-5 40.0% 2nd half: 4-13 30.8% Game: 6-18 33.3%  
 FT % 1st Half: 1-2 50.0% 2nd half: 12-14 85.7% Game: 13-16 81.3%

**Texas 73 • 12-9, 4-4**

##	Player	Total			3-Ptr			Rebounds			PF	TP	A	TO	Blk	Stl	Min
		FG-FGA	FG-FGA	FT-FTA	FG-FGA	FG-FGA	FT-FTA	Off	Def	Tot							
10	Hayes, Jaxson	f	3-5	0-0	7-8	4	5	9	4	13	1	0	2	2	29		
21	Osetkowski, Dylan	f	5-10	0-3	6-6	3	1	4	1	16	3	2	0	1	35		
02	Coleman III, Matt	g	1-4	0-2	0-0	0	6	6	1	2	4	2	0	0	36		
03	Ramey, Courtney	g	3-5	3-5	0-0	1	1	2	1	9	1	3	0	1	24		
12	Roach II, Kerwin	g	3-13	3-9	6-7	1	3	4	15	3	4	0	1	36			
13	Febres, Jase	g	4-9	4-8	0-0	0	2	2	1	12	1	0	0	1	26		
20	Sims, Jericho	g	2-3	0-0	2-2	0	1	1	1	6	0	1	0	0	11		
55	Mitrou-Long, Elijah	g	0-1	0-1	0-0	0	0	0	0	0	0	0	0	0	3		
Team						1	2	3									
Totals			21-50	10-28	21-23	10	21	31	13	73	13	12	2	5	200		

FG % 1st Half: 9-28 32.1% 2nd half: 12-22 54.5% Game: 21-50 42.0%  
 3FG % 1st Half: 5-16 31.3% 2nd half: 5-12 41.7% Game: 10-28 35.7%  
 FT % 1st Half: 3-4 75.0% 2nd half: 18-19 94.7% Game: 21-23 91.3%

Officials: Joe DeRosa, Kipp Kissinger, Darron George  
 Technical fouls: Kansas-None. Texas-None.  
 Attendance: 11934

Score by periods	1st	2nd	Total
Kansas	23	40	63
Texas	26	47	73

	In	Off	2nd	Fast	Bench
Points	Paint	T/O	Chance	Break	
KU	30	13	13	15	12
UT	16	7	10	2	18

Last FG - KU 2nd-01:01, UT 2nd-01:16.  
 Largest lead - KU by 2 1st-19:22, UT by 11 1st-05:53.  
 KU led for 00:09. UT led for 37:42. Game was tied for 02:09.

Score tied - 1 time.  
 Lead changed - 1 time.

**22 #11/12 KANSAS 79, #15/16 TEXAS TECH 63**  
Feb. 2, 2019 | Lawrence, Kan. | Allen Fieldhouse



##	Player	Total			3-Ptr			Rebounds			PF	TP	A	TO	Blk	Stl	Min
		FG-FGA	FG-FGA	FT-FTA	FG-FGA	FG-FGA	FT-FTA	Off	Def	Tot							
11	Owens, Tariq	r	6-10	0-3	0-0	6	4	10	2	12	0	0	3	0	29		
32	Odiase, Norensse	c	0-3	0-0	2-6	3	4	7	3	2	0	0	1	1	17		
13	Mooney, Matt	g	4-10	1-3	2-2	0	3	0	11	3	0	0	2	28			
23	Culver, Jarrett	g	5-17	0-6	0-1	1	5	6	2	10	1	5	0	0	32		
25	Moretti, Davide	g	3-8	3-8	5-5	0	2	2	14	1	0	0	1	33			
00	Edwards, Kyle	g	1-6	1-3	0-0	0	4	1	3	1	1	0	1	20			
01	Francis, Brandone	g	1-5	1-3	0-0	1	1	2	3	3	1	2	0	15			
03	Corprew, Deshawn	g	1-2	0-0	1-2	2	1	3	1	3	0	2	0	12			
20	Hicks, Parker	g	0-0	0-0	0-0	0	2	2	0	0	0	0	0	3			
24	Benson, Avery	g	1-2	0-1	0-0	0	1	1	1	2	1	0	0	4			
30	Sorrells, Andrew	g	0-1	0-0	0-0	0	0	0	0	0	0	0	0	3			
35	Mballa, Josh	g	0-0	0-0	3-6	0	0	0	3	0	0	0	1	0	4		
Team						0	2	2									
Totals			22-64	6-28	13-22	13	29	42	15	63	8	11	5	7	200		

FG % 1st Half: 10-33 30.3% 2nd half: 12-31 38.7% Game: 22-64 34.4%  
 3FG % 1st Half: 3-14 21.4% 2nd half: 3-14 21.4% Game: 6-28 21.4%  
 FT % 1st Half: 3-4 75.0% 2nd half: 10-18 55.6% Game: 13-22 59.1%

**Kansas 79 • 17-5 (6-3)**

##	Player	Total			3-Ptr			Rebounds			PF	TP	A	TO	Blk	Stl	Min
		FG-FGA	FG-FGA	FT-FTA	FG-FGA	FG-FGA	FT-FTA	Off	Def	Tot							
01	Lawson, Detric	r	9-14	3-3	4-5	2	8	10	5	25	0	0	2	0	28		
05	Grimes, Quentin	g	2-7	2-5	0-1	1	2	3	2	6	4	0	0	2	31		
11	Dotson, Devon	g	7-12	3-5	3-5	0	3	3	2	20	4	4	0	3	34		
24	Vick, Lagerald	g	4-7	3-4	2-2	1	5	6	1	13	2	1	1	0	36		
30	Agbaji, Ochai	g	3-8	1-4	3-6	1	9	10	3	10	3	2	0	1	33		
02	Moore, Charlie	g	1-5	0-3	0-0	0	1	1	1	2	6	2	0	0	15		
12	Teahan, Chris	g	0-2	0-2	0-0	0	1	1	0	0	0	1	0	0	2		
13	Lawson, K.J.	g	1-3	1-3	0-0	0	0	0	2	3	0	0	0	0	6		
20	Luinstra, Garrett	g	0-1	0-1	0-0	0	0	0	0	0	0	0	0	0	2		
33	McCormack, David	g	0-0	0-0	0-0	0	1	1	0	0	0	2	0	0	6		
44	Lightfoot, Mitch	g	0-0	0-0	0-0	0	1	1	2	0	0	1	0	0	7		
Team						2	1	3									
Totals			27-59	13-30	12-19	7	32	39	18	79	19	13	3	6	200		

FG % 1st Half: 16-29 55.2% 2nd half: 11-30 36.7% Game: 27-59 45.8%  
 3FG % 1st Half: 9-15 60.0% 2nd half: 4-15 26.7% Game: 13-30 43.3%  
 FT % 1st Half: 5-6 83.3% 2nd half: 7-13 53.8% Game: 12-19 63.2%

Officials: Doug Simrons, Michael Stephens, Michael Greenstein  
 Technical fouls: Texas Tech-Francis, Brandone. Kansas-Vick, Lagerald.  
 Attendance: 16300

Score by periods	1st	2nd	Total
Texas Tech	26	37	63
Kansas	46	33	79

	In	Off	2nd	Fast	Bench
Points	Paint	T/O	Chance	Break	
TTU	26	16	10	5	14
KU	26	15	5	14	5

Last FG - TTU 2nd-01:01, KU 2nd-03:51  
 Largest lead - TTU None. KU by 24 2nd-04:27.  
 TTU led for 00:00. KU led for 39:37. Game was tied for 00:23.

Score tied - 0 times.  
 Lead changed - 0 times.

**23 KANSAS STATE 74, #13/14 KANSAS 67**  
Feb. 5, 2019 | Manhattan, Kan. | Bramlage Coliseum



##	Player	Total			3-Ptr			Rebounds			PF	TP	A	TO	Blk	Stl	Min
		FG-FGA	FG-FGA	FT-FTA	FG-FGA	FG-FGA	FT-FTA	Off	Def	Tot							
01	Detric Lawson	f	6-15	1-5	5-6	3	6	9	4	18	1	4	2	2	40		
05	Quentin Grimes	g	2-4	2-2	0-0	0	1	1	4	6	0	5	0	0	20		
11	Devon Dotson	g	5-12	0-1	3-4	1	4	5	13	5	4	1	3	39			
24	Lagerald Vick	g	2-5	1-4	2-2	0	3	3	0	7	2	2	0	1	19		
30	Ochai Agbaji	g	3-7	0-2	0-2	1	3	4	3	6	0	4	1	1	35		
02	Charlie Moore	g	3-5	2-4	0-0	0	3	3	2	8	2	3	0	2	20		
12	Chris Teahan	g	0-0	0-0	0-0	0	0	0	0	0	0	0	0	0	1		
13	K.J. Lawson	g	1-2	1-2	0-0	0	1	1	2	3	0	1	0	0	12		
20	Garrett Luinstra	g	0-0	0-0	0-0	0	0	0	1	0	1	0	0	0	0		
44	Mitch Lightfoot	g	2-2	0-0	2-2	3	2	5	2	6	0	0	0	0	14		
Team						3	2	5									
Totals			24-52	7-20	12-16	11	25	36	23	67	11	23	4	9	200		

FG % 1st Half: 10-23 43.5% 2nd half: 14-29 48.3% Game: 24-52 46.2%  
 3FG % 1st Half: 4-10 40.0% 2nd half: 3-10 30.0% Game: 7-20 35.0%  
 FT % 1st Half: 9-12 75.0% 2nd half: 3-4 75.0% Game: 12-16 75.0%

**Kansas State 74 • 17-5 (7-2)**

##	Player	Total			3-Ptr			Rebounds			PF	TP	A	TO	Blk	Stl	Min
		FG-FGA	FG-FGA	FT-FTA	FG-FGA	FG-FGA	FT-FTA	Off	Def	Tot							
14	Mawien, Makol	f	0-1	0-0	1-2	0	2	2	3	1							

BOX SCORES

**25 #14/14 KANSAS 82, TCU 77 (OT)**  
Feb. 11, 2019 | Fort Worth, Texas | Schollmaier Arena



#	Player	Total			3-Ptr			Rebounds			PF	TP	A	TO	Blk	Stl	Min
		FG	FGA	FT	FTA	Off	Def	Tot									
01	Dedric Lawson	6	16	2	5	5	10	5	14	2	5	0	0	0	0	35	
33	David McCormack	1	3	0	2	4	4	4	4	0	0	1	0	0	17		
05	Quentin Grimes	2	11	1	8	0	0	2	5	5	4	1	0	0	36		
11	Devon Dotson	7	13	4	7	9	10	2	25	5	6	0	2	4	45		
30	Ochai Agbaji	6	12	2	6	6	10	1	20	1	1	1	1	1	41		
02	Charlie Moore	0	3	0	2	0	0	1	1	1	0	1	2	0	13		
13	K.J. Lawson	4	6	0	1	2	2	1	3	0	10	0	0	0	16		
44	Mitch Lightfoot	2	4	0	1	2	3	3	6	5	4	0	0	3	22		
Team																	
Totals		28	68	9	30	17	23	12	37	49	22	82	13	15	5	225	

FG % 1st Half: 13-32 40.6% 2nd half: 12-30 40.0% OT: 3-6 50.0% Game: 28-68 41.2% Deadball Rebounds: 1.1  
 3FG % 1st Half: 5-16 31.3% 2nd half: 3-10 30.0% OT: 1-4 25.0% Game: 9-30 30.0%  
 FT % 1st Half: 6-7 85.7% 2nd half: 5-8 62.5% OT: 6-8 75.0% Game: 17-23 73.9%

**TCU 77 • 17-7 (5-6)**

#	Player	Total			3-Ptr			Rebounds			PF	TP	A	TO	Blk	Stl	Min
		FG	FGA	FT	FTA	Off	Def	Tot									
12	NOI, Kouat	6	17	1	9	1	1	3	3	6	2	14	1	0	0	42	
15	MILLER, JD	2	8	0	2	4	6	2	6	8	3	8	0	0	0	28	
21	SAMUEL, Kevin	2	4	0	0	2	3	5	3	4	0	1	2	0	26		
01	BANE, Desmond	8	15	2	2	0	0	1	6	7	2	18	1	3	0	44	
25	ROBINSON, Alex	4	14	3	7	2	2	0	4	4	5	13	4	4	1	42	
05	DAVIS, Kendrick	4	9	1	3	7	11	0	5	5	1	16	7	3	0	36	
11	MAYEN, Lat	1	4	1	3	0	0	1	2	1	3	0	0	0	5		
22	NEMBARD, RJ	0	0	0	0	0	0	0	0	0	1	1	0	0	2		
Team																	
Totals		27	71	8	26	15	24	11	32	43	18	77	13	13	4	225	

FG % 1st Half: 14-31 45.2% 2nd half: 12-33 36.4% OT: 1-7 14.3% Game: 27-71 38.0% Deadball Rebounds: 4.1  
 3FG % 1st Half: 6-16 37.5% 2nd half: 2-9 22.2% OT: 0-1 0.0% Game: 8-26 30.8%  
 FT % 1st Half: 3-4 75.0% 2nd half: 6-9 66.7% OT: 6-11 54.5% Game: 15-24 62.5%

Officials: Doug Simmons, Michael Stephens, Ray Natili  
 Technical fouls: Kansas-None. TCU-None.  
 Attendance: 7356

Score by periods	1st	2nd	OT	Total
Kansas	37	32	13	82
TCU	37	32	8	77

	In	Off	2nd	Fast	Bench
Points	Paint	T/O	Chance	Break	
KU	34	13	14	8	14
TCU	36	15	9	20	20

Last FG - KU OT-01:09, TCU OT-02:26.  
 Largest lead - KU by 12 2nd-09:03, TCU by 7 1st-18:29.  
 KU led for 28:22. TCU led for 13:03. Game was tied for 03:35.

Score tied - 5 times.  
 Lead changed - 13 times.

**27 #14/4 TEXAS TECH 91, #12/12 KANSAS 62**  
Feb. 25, 2019 | Lubbock, Texas | United Supermarkets Arena



#	Player	Total			3-Ptr			Rebounds			PF	TP	A	TO	Blk	Stl	Min
		FG	FGA	FT	FTA	Off	Def	Tot									
01	Lawson, Dedric	3	8	1	7	2	3	5	3	14	1	2	1	2	1	26	
05	Grimes, Quentin	1	3	1	3	0	3	3	2	3	3	0	0	2	27		
11	Dotson, Devon	3	7	1	0	0	2	2	4	7	1	2	0	0	35		
30	Agbaji, Ochai	1	6	0	3	0	2	2	1	2	0	2	1	0	30		
33	McCormack, David	3	3	0	2	0	4	2	8	0	3	0	0	0	22		
00	Garrett, Marcus	4	6	1	1	0	0	2	9	0	0	0	0	0	16		
02	Moore, Charlie	3	8	3	7	0	0	1	1	9	1	2	0	0	19		
12	Teahan, Chris	0	0	0	0	0	0	0	0	0	0	0	0	0	3		
13	Lawson, K.J.	3	6	2	5	0	1	2	1	8	1	1	1	0	20		
20	Luinstra, Garrett	0	0	0	0	0	0	0	0	0	0	0	0	0	1		
44	Lightfoot, Mitch	1	1	0	0	0	2	2	4	1	2	1	1	0	11		
Team																	
Totals		22	48	9	21	9	12	5	18	23	17	62	8	13	2	200	

FG % 1st Half: 9-23 39.1% 2nd half: 13-25 52.0% Game: 22-48 45.8% Deadball Rebounds: 3  
 3FG % 1st Half: 2-8 25.0% 2nd half: 7-13 53.8% Game: 9-21 42.9%  
 FT % 1st Half: 0-2 0.0% 2nd half: 9-10 90.0% Game: 9-12 75.0%

**Texas Tech 91 • 22-5, 10-4**

#	Player	Total			3-Ptr			Rebounds			PF	TP	A	TO	Blk	Stl	Min
		FG	FGA	FT	FTA	Off	Def	Tot									
11	Owens, Tariq	5	6	0	1	0	3	0	3	4	10	0	0	1	1	17	
13	Mooney, Matt	5	8	3	4	0	0	0	1	13	6	3	0	0	31		
23	Culver, Jarrett	10	21	3	8	3	5	1	2	1	26	4	0	0	34		
25	Moretti, Davide	3	5	3	4	2	2	0	4	2	11	5	2	0	1	33	
32	Odiase, Norense	3	4	0	2	5	4	9	13	1	8	0	0	1	0	27	
00	Edwards, Kyle	3	5	2	3	0	1	1	1	8	1	1	0	0	1		
01	Francis, Brandone	3	5	3	4	0	0	0	0	9	2	1	0	0	22		
03	Corprew, Deshawn	2	2	2	2	0	0	4	4	1	6	0	1	0	1		
10	Onidigo, Malik	0	0	0	0	0	0	0	0	0	0	0	0	0	1		
24	Benson, Avery	0	0	0	0	0	0	0	0	0	0	0	0	0	2		
30	Sorrells, Andrew	0	0	0	0	0	0	0	0	0	0	0	0	0	1		
Team																	
Totals		34	56	16	26	7	13	9	21	30	11	91	19	8	2	200	

FG % 1st Half: 17-31 54.8% 2nd half: 17-25 68.0% Game: 34-56 60.7% Deadball Rebounds: 1  
 3FG % 1st Half: 9-15 60.0% 2nd half: 7-11 63.6% Game: 16-26 61.5%  
 FT % 1st Half: 2-4 50.0% 2nd half: 5-9 55.6% Game: 7-13 53.8%

Officials: Gary Maxwell, Keith Kimble, Ray Natili  
 Technical fouls: Kansas-None, Texas Tech-None.  
 Attendance: 15098

Score by periods	1st	2nd	Total
Kansas	20	42	62
Texas Tech	45	46	91

	In	Off	2nd	Fast	Bench
Points	Paint	T/O	Chance	Break	
KU	20	9	3	0	28
TTU	26	13	11	4	23

Last FG - KU 2nd-00:52, TTU 2nd-01:09.  
 Largest lead - KU None, TTU by 33 2nd-05:38.  
 KU led for 00:00. TTU led for 39:25. Game was tied for 00:32.

Score tied - 0 times.  
 Lead changed - 0 times.

**26 #14/14 KANSAS 78, WEST VIRGINIA 53**  
Feb. 16, 2019 | Lawrence, Kan. | Allen Fieldhouse



#	Player	Total			3-Ptr			Rebounds			PF	TP	A	TO	Blk	Stl	Min
		FG	FGA	FT	FTA	Off	Def	Tot									
01	Culver, Derek	2	10	0	0	5	9	4	8	4	9	4	2	2	2	32	
11	Matthews Jr., Emmitt	3	9	1	4	0	3	2	5	1	7	1	4	0	1	20	
15	West, Lamont	4	8	0	4	3	4	1	4	5	4	11	0	3	2	27	
02	Knapper, Brandon	1	5	1	4	2	2	0	1	1	2	5	2	3	0	19	
10	Haley, Jermaine	0	6	0	3	0	0	2	3	1	0	4	2	0	1	35	
00	Doomes, Trey	0	0	0	0	0	0	0	0	0	0	0	0	0	0	0+	
05	McCabe, Jordan	3	9	0	4	0	1	1	2	0	6	2	3	0	2	19	
12	Gordon, Andrew	0	0	0	0	0	0	0	0	0	5	0	1	4	0	10	
14	Harler, Chase	5	9	1	3	0	2	0	2	0	11	0	1	0	1	25	
20	Horton, Taevon	1	2	0	1	0	0	1	1	0	2	0	0	0	0	5	
31	Routt, Logan	1	1	0	0	0	0	1	1	2	0	1	0	1	8		
Team																	
Totals		20	59	3	23	10	15	21	36	18	53	14	24	4	11	200	

FG % 1st Half: 7-28 25.0% 2nd half: 13-31 41.9% Game: 20-59 33.9% Deadball Rebounds: 4  
 3FG % 1st Half: 1-10 10.0% 2nd half: 2-13 15.4% Game: 3-23 13.0%  
 FT % 1st Half: 1-2 50.0% 2nd half: 9-13 69.2% Game: 10-15 66.7%

**Kansas 78 • 20-6 (9-4)**

#	Player	Total			3-Ptr			Rebounds			PF	TP	A	TO	Blk	Stl	Min
		FG	FGA	FT	FTA	Off	Def	Tot									
01	Lawson, Dedric	4	8	2	3	4	4	0	4	4	0	14	2	1	0	32	
33	McCormack, David	4	4	0	2	4	3	1	4	4	10	1	4	2	2	24	
05	Grimes, Quentin	2	8	0	0	2	2	2	2	2	4	2	4	0	2	22	
11	Dotson, Devon	5	7	1	4	4	2	3	5	1	15	8	2	0	0	31	
30	Agbaji, Ochai	4	9														

BOX SCORES

**29 #15/16 KANSAS 72, OKLAHOMA STATE 67**  
 March 2, 2019 | Stillwater, Okla. | Gallagher-Iba Arena 

Kansas 72 • 21-7

##	Player	Total		3-Ptr		Rebounds			PF	TP	A	TO	Bk	Stl	Min
		FG-FGA	FT-FTA	FG-FGA	FT-FTA	Off	Def	Tot							
01	Lawson, Detric	f	5-11	1-1	9-9	4	11	15	1	20	0	4	0	3	34
33	McCormack, David	f	1-4	0-0	3-4	0	3	3	1	5	1	1	1	0	11
05	Grimes, Quentin	g	6-11	4-7	1-2	1	3	4	3	17	3	3	0	1	36
11	Dotson, Devon	g	2-10	0-4	0-0	2	2	4	4	4	4	5	0	0	32
30	Agbaji, Ochai	g	3-10	3-8	2-3	0	5	5	2	11	2	0	1	0	29
00	Garrett, Marcus	g	2-3	0-1	2-2	2	4	6	0	6	0	0	0	1	27
02	Moore, Charlie	g	0-0	0-0	0-0	0	1	1	2	0	1	1	0	0	8
13	Lawson, K.J.	g	1-4	0-2	0-0	1	0	1	0	2	0	1	0	0	6
44	Lightfoot, Mitch	g	2-3	0-0	3-3	0	1	1	1	7	3	0	1	1	17
	Team					1	0	1							
	Totals		22-56	8-23	20-23	11	30	41	14	72	14	15	3	6	200

FG % 1st Half: 11-33 33.3% 2nd half: 11-23 47.8% Game: 22-56 39.3% Deadball Rebounds 0  
 3FG % 1st Half: 3-12 25.0% 2nd half: 5-11 45.5% Game: 8-23 34.8%  
 FT % 1st Half: 7-9 77.8% 2nd half: 13-14 92.9% Game: 20-23 87.0%

Oklahoma State 67 • 10-18

##	Player	Total		3-Ptr		Rebounds			PF	TP	A	TO	Bk	Stl	Min
		FG-FGA	FT-FTA	FG-FGA	FT-FTA	Off	Def	Tot							
12	McGriff, Cameron	f	8-19	2-9	1-1	2	6	8	5	19	0	0	1	1	38
14	Anel, Yor	f	2-7	0-0	0-2	2	4	6	4	4	0	4	4	1	28
00	Dziagwa, Thomas	g	6-16	3-10	0-0	0	5	5	4	15	1	2	0	0	38
13	Likekele, Isaac	g	2-6	0-0	0-0	0	4	4	0	4	6	2	0	1	33
21	Waters, Lindy	g	2-6	2-6	0-0	0	0	0	3	6	2	1	0	0	25
01	Jones, Curtis	g	7-9	4-4	1-2	1	4	5	0	19	1	0	0	0	29
05	Demuth, Duncan	g	0-0	0-0	0-0	0	0	0	2	0	1	1	1	0	7
31	Dee Mitchell	g	0-0	0-0	0-0	0	1	1	0	0	0	0	0	0	2
	Team					3	2	5							
	Totals		27-63	11-29	2-5	8	26	34	18	67	11	13	6	3	200

FG % 1st Half: 15-33 45.5% 2nd half: 12-30 40.0% Game: 27-63 42.9% Deadball Rebounds 1  
 3FG % 1st Half: 7-14 50.0% 2nd half: 4-15 26.7% Game: 11-29 37.9%  
 FT % 1st Half: 0-0 0.0% 2nd half: 2-5 40.0% Game: 2-5 40.0%

Officials: Antinio Petty, Paul Janssen, John Higgins  
 Technical fouls: Kansas-None. Oklahoma State-None.  
 Attendance: 9335

Score by periods	1st	2nd	Total
Kansas	32	40	72
Oklahoma State	37	30	67

	In	Off	2nd	Fast	
Points	Paint	T/O	Chance	Break	Bench
KU	26	13	9	12	15
OSU	18	13	5	11	19

Last FG - KU 2nd-02:42, OSU 2nd-04:02.  
 Largest lead - KU by 7 2nd-13:22, OSU by 7 1st-09:05.  
 KU led for 14:22. OSU led for 22:31. Game was tied for 03:07.

Score tied - 5 times.  
 Lead changed - 8 times.

**30 OKLAHOMA 81, #13/14 KANSAS 68**  
 March 5, 2019 | Norman, Okla. | Lloyd Noble Center 

Kansas 68 • 22-8 (11-6)

##	Player	Total		3-Ptr		Rebounds			PF	TP	A	TO	Bk	Stl	Min
		FG-FGA	FT-FTA	FG-FGA	FT-FTA	Off	Def	Tot							
01	Detric Lawson	f	6-11	3-7	3-4	3	8	11	2	18	0	1	0	1	27
33	David McCormack	f	8-11	0-0	2-3	2	3	5	4	18	1	0	0	2	21
05	Quentin Grimes	g	1-6	1-4	0-0	0	1	1	1	3	0	3	0	1	26
11	Devon Dotson	g	2-7	0-3	2-4	1	2	3	0	6	4	3	0	0	26
30	Ochai Agbaji	g	4-12	1-7	0-0	0	3	3	3	9	0	1	1	0	31
00	Marcus Garrett	g	4-10	0-5	0-0	2	3	5	2	8	0	3	0	0	26
02	Charlie Moore	g	1-3	1-2	0-0	0	0	0	1	3	2	1	0	0	9
12	Chris Teahan	g	1-1	1-1	0-0	0	0	0	0	3	0	0	0	0	2
13	K.J. Lawson	g	0-3	0-2	0-0	0	5	5	1	0	1	1	0	0	13
20	Garrett Luinstra	g	0-0	0-0	0-0	0	0	0	0	0	0	0	0	0	2
44	Mitch Lightfoot	g	0-2	0-0	0-0	2	2	4	4	0	0	2	0	0	17
	Team					2	2	4							
	Totals		27-66	7-31	7-11	12	29	41	18	68	8	15	1	4	200

FG % 1st Half: 10-28 35.7% 2nd half: 17-38 44.7% Game: 27-66 40.9% Deadball Rebounds 3  
 3FG % 1st Half: 2-14 14.3% 2nd half: 5-17 29.4% Game: 7-31 22.6%  
 FT % 1st Half: 6-8 75.0% 2nd half: 1-3 33.3% Game: 7-11 63.6%

Oklahoma 81 • 19-11 (7-10)

##	Player	Total		3-Ptr		Rebounds			PF	TP	A	TO	Bk	Stl	Min
		FG-FGA	FT-FTA	FG-FGA	FT-FTA	Off	Def	Tot							
21	Doolittle, Kristian	f	7-11	0-0	10-11	1	10	11	3	24	3	1	0	2	33
35	Manek, Brady	f	8-14	3-7	2-2	0	5	5	1	21	1	1	0	0	32
00	James, Christian	g	2-8	2-6	0-0	0	3	3	0	6	2	0	0	2	34
01	Odomes, Rashard	g	4-6	1-2	3-4	1	1	2	1	12	1	0	0	0	26
24	Bieniemy, Jamal	g	3-7	1-3	0-0	0	3	3	3	7	8	4	0	1	34
02	Calixte, Aaron	g	1-3	0-2	0-0	0	0	0	3	2	1	2	0	0	10
03	Reynolds, Miles	g	1-2	0-0	1-4	0	1	1	1	3	0	1	0	0	15
04	McNeace, Jamuni	g	0-2	0-0	0-1	0	3	3	1	0	0	0	0	0	8
05	Freeman, Matt	g	2-4	2-3	0-0	0	0	0	1	6	0	0	0	3	6
22	Geha, Patrick	g	0-0	0-0	0-0	0	0	0	0	0	0	0	0	0	1
44	Polla, Hannes	g	0-0	0-0	0-0	0	0	0	0	0	0	0	0	0	1
	Team					1	2	3							
	Totals		28-57	9-23	16-22	3	28	31	14	81	16	9	0	8	200

FG % 1st Half: 16-30 53.3% 2nd half: 12-27 44.4% Game: 28-57 49.1% Deadball Rebounds 3  
 3FG % 1st Half: 7-13 53.8% 2nd half: 2-10 20.0% Game: 9-23 39.1%  
 FT % 1st Half: 2-2 100.0% 2nd half: 14-20 70.0% Game: 16-22 72.7%

Officials: Kelly Self, Kipp Kissinger, Keith Kimble  
 Technical fouls: Kansas-None. Oklahoma-None.  
 Attendance: 9839  
 Est. Attendance: 8234

Score by periods	1st	2nd	Total
Kansas	28	40	68
Oklahoma	41	40	81

	In	Off	2nd	Fast	
Points	Paint	T/O	Chance	Break	Bench
KU	26	10	6	0	14
OU	32	21	5	6	11

Last FG - KU 2nd-00:05, OU 2nd-00:44.  
 Largest lead - KU None, OU by 24 2nd-08:31.  
 KU led for 00:00. OU led for 38:08. Game was tied for 01:52.

Score tied - 2 times.  
 Lead changed - 0 times.

# CAREER RECORDS

## SCORING

1. Danny Manning	2,951	1985-88
2. Nick Collison	2,097	2000-03
3. Raef LaFrentz	2,066	1995-98
4. Clyde Lovellette	1,979	1950-52
5. Sherron Collins	1,888	2007-10
6. Frank Mason III	1,885	2014-17
7. Darnell Valentine	1,821	1978-81
8. Keith Langford	1,812	2002-05
9. Perry Ellis	1,798	2013-16
10. Paul Pierce	1,768	1996-98
11. Dave Robisch	1,754	1969-71
12. Kirk Hinrich	1,753	2000-03
13. Devonte' Graham	1,750	2015-18
14. Kevin Pritchard	1,692	1987-90
15. Mark Randall	1,627	1987, 89-91
16. Wayne Simien	1,593	2002-05
17. Tyshawn Taylor	1,580	2009-12
18. Jeff Boschee	1,560	1999-2002
19. Kenny Gregory	1,555	1998-2001
19. Calvin Thompson	1,548	1983-86
21. Drew Gooden	1,526	2000-02
22. Ron Kellogg	1,508	1983-86
23. Bud Stallworth	1,495	1970-72
24. Tony Guy	1,488	1979-82
25. Brandon Rush	1,477	2006-08
26. Wilt Chamberlain	1,433	1957-58
27. Richard Scott	1,375	1991-94
28. Adonis Jordan	1,373	1990-93
29. Marcus Morris	1,371	2009-11
30. Mario Chalmers	1,341	2006-08
31. Walter Wesley	1,315	1964-66
32. Jo Jo White	1,286	1966-69
33. Eric Chenowith	1,281	1998-2001
34. Jerod Haase	1,264	1995-97
35. Steve Woodberry	1,240	1991-94
36. Scot Pollard	1,209	1994-97
37. Greg Dreiling	1,209	1984-86
38. Jacque Vaughn	1,207	1994-97
39. Wayne Selden Jr.	1,202	2014-16
40. Aaron Miles	1,183	2002-05
41. Svi Mykhailiuk	1,181	2015-18
42. Milt Newton	1,166	1985, 87-89
43. Rick Suttle	1,156	1973-75
44. Billy Thomas	1,152	1995-98
45. Wayne Hightower	1,128	1960-61
<b>46. Lagerald Vick</b>	<b>1,100</b>	<b>2016-Present</b>
47. Charlie Black	1,082	1942-43, 46-47
48. Rex Walters	1,064	1992-93
49. Otto Schnellbacher	1,062	1943, 46-48
50. Kelly Knight	1,057	1980, 82-84
51. Ryan Robertson	1,055	1996-99
52. Nolen Ellison	1,045	1961-63
53. Carl Henry	1,044	1983-84
54. Cole Aldrich	1,038	2008-10
55. Jerry Gardner	1,030	1960-62
56. Bill Bridges	1,028	1959-61
57. Thomas Robinson	1,026	2010-12
58. Cedric Hunter	1,022	1984-87
David Magley	1,022	1979-82
60. Rodger Bohnenstiehl	1,006	1966-67-68
61. Norman Cook	1,004	1974-75-76

## REBOUNDS

1. Danny Manning	1,187	1985-88
2. Raef LaFrentz	1,186	1995-98
3. Nick Collison	1,143	2000-03
4. Bill Bridges	1,081	1959-61
5. Eric Chenowith	933	1998-2001
6. Drew Gooden	905	2000-02
7. Wayne Simien	884	2002-05
8. Wilt Chamberlain	877	1957-58
9. Cole Aldrich	860	2008-10
10. Scot Pollard	850	1994-97
11. Clyde Lovellette	839	1950-52
12. Perry Ellis	834	2013-16
13. Dave Robisch	815	1969-71
14. Greg Ostertag	770	1992-95
15. Thomas Robinson	763	2010-12
16. Mark Randall	723	1987, 89-91
17. Landen Lucas	702	2014-17
18. Paul Mokeski	680	1977-79
19. Marcus Morris	676	2009-11
Paul Pierce	676	1996-98

## ASSISTS

<i>(started 1974-75)</i>			
1. Aaron Miles	954	2002-05	
2. Jacque Vaughn	804	1994-97	
3. Cedric Hunter	684	1984-87	
4. Kirk Hinrich	668	2000-03	
5. Devonte' Graham	632	2015-18	
6. Darnell Valentine	609	1978-81	
7. Frank Mason III	576	2014-17	
8. Tyshawn Taylor	575	2009-12	
9. Adonis Jordan	568	1990-93	
10. Sherron Collins	552	2007-10	
11. Russell Robinson	500	2005-08	
12. Kevin Pritchard	499	1987-90	
13. Ryan Robertson	485	1996-99	
14. Mark Turgeon	437	1984-87	
15. Jeff Boschee	425	1999-2002	
16. Mario Chalmers	420	2006-08	
17. Elijah Johnson	399	2010-13	
18. Steve Woodberry	361	1991-94	
19. Jerod Haase	343	1995-97	
20. Danny Manning	342	1985-88	
21. Tony Guy	327	1979-82	

## 3-POINT FIELD GOALS MADE

<i>(started 1986-87)</i>			
1. Jeff Boschee	338	1999-2002	
2. Devonte' Graham	296	2015-18	
3. Billy Thomas	269	1995-98	
4. Svi Mykhailiuk	237	2015-18	
5. Kirk Hinrich	236	2000-03	
6. Sherron Collins	232	2007-10	
7. Brandon Rush	205	2006-08	
8. Terry Brown	200	1990-91	
9. Frank Mason III	185	2014-17	
10. Mario Chalmers	180	2006-08	
11. Adonis Jordan	179	1990-93	
12. Tyrel Reed	176	2008-11	
<b>13. Lagerald Vick</b>	<b>167</b>	<b>2016-Present</b>	
14. Wayne Selden Jr.	162	2014-16	
15. Jerod Haase	156	1995-97	
16. Kevin Pritchard	154	1987-90	
17. Rex Walters	151	1992-93	
18. Elijah Johnson	147	2010-13	
19. Ryan Robertson	144	1996-99	
20. J.R. Giddens	137	2004-05	

## 3-POINT FIELD GOAL ATTEMPTS

<i>(started 1986-87)</i>			
1. Jeff Boschee	843	1999-2002	
2. Devonte' Graham	723	2015-18	
3. Billy Thomas	691	1995-98	
4. Sherron Collins	615	2007-10	
5. Svi Mykhailiuk	579	2015-18	
6. Kirk Hinrich	546	2000-03	
7. Terry Brown	485	1990-91	
8. Brandon Rush	471	2006-08	
9. Jerod Haase	461	1995-97	
10. Wayne Selden Jr.	443	2014-16	
11. Frank Mason III	440	2014-17	
12. Adonis Jordan	437	1990-93	
13. Tyrel Reed	433	2008-11	
14. Elijah Johnson	430	2010-13	
Mario Chalmers	430	2006-08	
<b>16. Lagerald Vick</b>	<b>412</b>	<b>2016-Present</b>	
17. Kevin Pritchard	379	1987-90	
18. Sean Pearson	371	1993-96	
18. J.R. Giddens	369	2004-05	
20. Rex Walters	361	1992-93	
21. Ryan Robertson	354	1996-99	
22. Tyshawn Taylor	324	2009-12	

## 3-POINT FIELD GOAL PCT.

<i>(Min. 200 attempts; started 1986-87)</i>			
1. Milt Newton	100-224	44.6	1987-89
2. Jeff Guldner	90-205	43.9	1987-90
3. Brandon Rush	205-471	43.5	2005-08
4. Kirk Hinrich	236-546	43.2	2000-03
5. Steve Woodberry	126-298	42.3	1991-94
6. Frank Mason III	185-440	42.0	2014-17
7. Mario Chalmers	180-430	41.9	2005-08
8. Rex Walters	151-361	41.8	1992-93
9. Brady Morningstar	116-281	41.3	2007-11
10. Terry Brown	200-485	41.2	1990-91
11. Devonte' Graham	296-723	40.9	2015-18
Svi Mykhailiuk	237-579	40.9	2015-18
Adonis Jordan	179-437	40.9	1990-93
Ryan Robertson	144-354	40.7	1996-99
Tyrel Reed	176-433	40.6	2008-11
Kevin Pritchard	154-379	40.6	1987-90
<b>17. Lagerald Vick</b>	<b>167-412</b>	<b>40.5</b>	<b>2016-Pr.</b>
18. Jeff Boschee	338-843	40.1	1999-02
19. Keith Langford	102-257	39.7	2002-05
20. Billy Thomas	269-691	38.9	1995-98
21. Jacque Vaughn	105-274	38.3	1994-97
22. Sherron Collins	232-655	37.7	2007-10

## STEALS

<i>(started 1975-76)</i>			
1. Darnell Valentine	336	1978-81	
2. Mario Chalmers	283	2006-08	
3. Aaron Miles	264	2002-05	
4. Danny Manning	250	1985-88	
5. Russell Robinson	247	2005-08	
6. Kirk Hinrich	206	2000-03	
7. Devonte' Graham	197	2015-18	
8. Kevin Pritchard	190	1987-90	
9. Nick Bradford	187	1997-2000	
10. Adonis Jordan	181	1990-93	
11. Alonzo Jamison	175	1990-92	
12. Jerod Haase	174	1995-97	
13. Tyshawn Taylor	172	2009-12	
14. Frank Mason III	165	2014-17	
15. Jeff Boschee	161	1999-2002	
Tony Guy	161	1979-82	
17. Jacque Vaughn	160	1994-97	
Steve Woodberry	160	1991-94	
19. Cedric Hunter	157	1984-87	
20. Nick Collison	155	2000-03	
21. Paul Pierce	147	1996-98	
22. Sherron Collins	145	2007-10	
23. Ryan Robertson	143	1996-99	

## BLOCKED SHOTS

<i>(started 1974-75)</i>			
1. Jeff Withey	311	2010-13	
2. Greg Ostertag	258	1992-95	
3. Cole Aldrich	253	2008-10	
4. Nick Collison	243	2000-03	
5. Eric Chenowith	242	1998-2001	
6. Scot Pollard	218	1994-97	
7. Danny Manning	200	1985-88	
8. John Crawford	155	1978-81	
9. Sasha Kaun	150	2005-08	
10. Donnie Von Moore	147	1974-75, 77-78	
11. Raef LaFrentz	138	1995-98	
Greg Dreiling	138	1984-86	
13. Paul Mokeski	136	1976-79	
14. Jamari Traylor	126	2013-16	
15. B.J. Williams	112	1994-97	
16. Darrell Arthur	109	2007-08	
17. Drew Gooden	107	2000-02	
18. Patrick Richey	106	1991-94	
19. Markieff Morris	103	2009-11	
20. Paul Pierce	98	1996-98	

--	Udoka Azubuike	92	2017-Present
--	Mitch Lightfoot	87	2017-Present

## CONSECUTIVE GAMES STARTED

1. Danny Manning	141	1985-88
2. Raef LaFrentz	116	1995-98
3. Frank Mason III	110	2014-17
Aaron Miles	110	2002-05
5. Wayne Selden Jr.	101	2014-16
6. Jacque Vaughn	100	1994-97
7. Keith Langford	98	2002-05
8. Cedric Hunter	89	1984-87
9. Jo Jo White	84	1966-69
10. Devonte' Graham	82	2015-18
11. Greg Dreiling	78	1984-86
12. Kirk Hinrich	73	2000-03

## MINUTES PLAYED

1. Danny Manning	4,961	1985-88
2. Devonte' Graham	4,498	2015-18
3. Frank Mason III	4,347	2014-17
4. Kirk Hinrich	4,187	2000-03
5. Jeff Boschee	4,109	1999-2002
6. Sherron Collins	4,071	2007-10
7. Tyshawn Taylor	4,039	2009-12
8. Kevin Pritchard	3,982	1987-90
9. Tony Guy	3,911	1979-82
10. Darnell Valentine	3,906	1978-81
11. Nick Collison	3,894	2000-03

# SINGLE SEASON RECORDS - INDIVIDUAL

## POINTS

1.	Danny Manning (1988)	942
2.	Clyde Lovellette (1952)	886
3.	Danny Manning (1987)	860
4.	Wilt Chamberlain (1957)	800
5.	Paul Pierce (1998)	777
6.	Frank Mason III (2017)	753
7.	Drew Gooden (2002)	734
8.	Nick Collison (2003)	702
9.	Thomas Robinson (2012)	692
10.	Dave Robisch (1970)	689

## POINTS PER GAME

1.	Wilt Chamberlain (1958)	30.1
2.	Wilt Chamberlain (1957)	29.6
3.	Clyde Lovellette (1952)	28.6
4.	Dave Robisch (1970)	26.5
5.	Bud Stallworth (1972)	25.3
6.	Danny Manning (1988)	24.8
7.	Danny Manning (1987)	23.9
8.	Walter Wesley (1965)	23.5
9.	Clyde Lovellette (1951)	22.8
10.	Wayne Hightower (1960)	21.8
--	<b>Dedric Lawson (2019)</b>	<b>19.0</b>

## REBOUNDS

1.	Wilt Chamberlain (1957)	510
2.	Thomas Robinson (2012)	463
3.	Drew Gooden (2002)	423
4.	Clyde Lovellette (1952)	410
5.	Cole Aldrich (2009)	387
6.	Bill Bridges (1960)	385
7.	Nick Collison (2003)	380
8.	Wilt Chamberlain (1958)	367
9.	Cole Aldrich (2010)	354
10.	Bill Bridges (1961)	353
--	<b>Dedric Lawson (2019)</b>	<b>314</b>

## REBOUNDS PER GAME

1.	Wilt Chamberlain (1957)	18.9
2.	Wilt Chamberlain (1958)	17.5
3.	Bill Bridges (1961)	14.1
4.	Bill Bridges (1960)	13.8
5.	Bill Bridges (1959)	13.7
6.	Clyde Lovellette (1952)	13.2
7.	Dave Robisch (1970)	12.1
8.	Thomas Robinson (2012)	11.9
9.	Wayne Hightower (1961)	11.6
10.	Drew Gooden (2002)	11.4
--	<b>Dedric Lawson (2019)</b>	<b>10.5</b>

## DOUBLE-DOUBLES

1.	Thomas Robinson (2012)	27
2.	Drew Gooden (2002)	25
3.	Cole Aldrich (2009)	21
4.	Raef LaFrentz (1997)	21
5.	<b>Dedric Lawson (2019)</b>	<b>19</b>
6.	Raef LaFrentz (1998)	19
7.	Dave Robisch (1970)	19
8.	Danny Manning (1987)	18
9.	Dave Robisch (1971)	17
10.	Wayne Simien (2005)	16
--	Nick Collison (2003)	16

## ASSISTS

1.	Devonte' Graham (2018)	282
2.	Cedric Hunter (1986)	278
3.	Aaron Miles (2002)	252
4.	Ryan Robertson (1998)	248
5.	Aaron Miles (2003)	244
6.	Aaron Miles (2004)	242
7.	Jacque Vaughn (1995)	238
8.	Kirk Hinrich (2001)	229
9.	Jacque Vaughn (1996)	223
10.	Aaron Miles (2005)	216

## STEALS

1.	Mario Chalmers (2008)	97
2.	Mario Chalmers (2007)	97
3.	Darnell Valentine (1981)	92
4.	Aaron Miles (2003)	91
5.	Darnell Valentine (1979)	91
6.	Mario Chalmers (2006)	89
7.	Alonzo Jamison (1992)	87
8.	3x (last Alonzo Jamison, 1991)	80

## FIELD GOALS MADE

1.	Danny Manning (1988)	381
2.	Clyde Lovellette (1952)	352
3.	Danny Manning (1987)	347
4.	Paul Pierce (1998)	287
5.	Drew Gooden (2002)	285
6.	Nick Collison (2003)	281
7.	Danny Manning (1986)	279
8.	Bud Stallworth (1972)	277
9.	Wilt Chamberlain (1957)	275

## FIELD GOALS ATTEMPTED

1.	Clyde Lovellette (1952)	742
2.	Danny Manning (1988)	653
3.	Bud Stallworth (1972)	620
4.	Wilt Chamberlain (1957)	588
5.	Drew Gooden (2002)	566
6.	Danny Manning (1987)	562
7.	Paul Pierce (1998)	559
8.	Clyde Lovellette (1951)	554
9.	Dave Robisch (1970)	526
10.	Sherron Collins (2009)	521

## FIELD GOAL PCT. (MIN 175 ATT.)

1.	Udoka Azubuike (2018)	77.0
2.	Mark Randall (1989)	64.6
3.	Mark Randall (1991)	64.3
4.	Richard Scott (1992)	63.9
5.	Landen Lucas (2017)	63.1
6.	Darnell Jackson (2008)	62.6
7.	Sasha Kaun (2008)	61.9
8.	Danny Manning (1987)	61.7
9.	Freeman West (1989)	61.3
10.	Richard Scott (1993)	60.8

## FREE THROWS MADE

1.	Wilt Chamberlain (1957)	250
2.	Wayne Hightower (1960)	193
3.	Frank Mason III (2017)	189
4.	Dave Robisch (1970)	189
5.	Clyde Lovellette (1952)	182
6.	Wilt Chamberlain (1958)	177
7.	Andrew Wiggins (2014)	176
8.	Danny Manning (1988)	171
9.	Devonte' Graham (2018)	167
--	Wayne Simien (2004)	167

## Dedric Lawson (2019)

1.	Wilt Chamberlain (1957)	399
2.	Wilt Chamberlain (1958)	292
3.	Wayne Hightower (1960)	285
4.	Walter Wesley (1966)	262
5.	Dave Robisch (1970)	254
6.	Clyde Lovellette (1952)	250
7.	Thomas Robinson (2012)	239
8.	Frank Mason III (2017)	238
9.	B. H. Born (1953)	234
10.	Danny Manning (1988)	233
--	Dave Robisch (1971)	233

## FREE THROW PCT. (MIN. 75 ATT.)

1.	Steve Woodberry (1993)	87.9
2.	Rex Walters (1993)	87.3
3.	Ryan Robertson (1999)	87.1
4.	Al Kelley (1954)	86.2
5.	Calvin Thompson (1984)	85.9
6.	Sherron Collins (2010)	85.5
7.	Kirk Hinrich (2001)	84.3
8.	Ron Kellogg (1986)	84.3
--	Ron Kellogg (1985)	84.3

<b>Dedric Lawson (2019)</b>	<b>79.5</b>
<b>Devon Dotson (2019)</b>	<b>79.3</b>

## 3-POINT FIELD GOALS MADE

1.	Svi Mykhailiuk (2018)	115
2.	Terry Brown (1991)	111
3.	Devonte' Graham (2018)	110
4.	Jeff Boschee (2002)	110
5.	Billy Thomas (1998)	105
6.	Devonte' Graham (2017)	94
7.	Kirk Hinrich (2003)	89
8.	Terry Brown (1990)	89
9.	Malik Newman (2018)	85
10.	Rex Walters (1993)	83
--	<b>Lagerald Vick (2019)</b>	<b>66</b>

## 3-POINT FIELD GOALS ATTEMPTED

1.	Terry Brown (1991)	277
2.	Devonte' Graham (2018)	271
3.	Billy Thomas (1998)	262
4.	Svi Mykhailiuk (2018)	259
5.	Devonte' Graham (2017)	242
6.	Jeff Boschee (2002)	237
7.	Jeff Boschee (1999)	222
8.	Kirk Hinrich (2003)	219
9.	Terry Brown (1990)	208
10.	Malik Newman (2018)	205
--	Sherron Collins (2009)	205
--	<b>Lagerald Vick (2019)</b>	<b>145</b>

## 3-PT FIELD GOAL PCT. (MIN. 80 ATT)

1.	Kirk Hinrich (2001)	50.5
2.	Aaron Miles (2005)	50.0
3.	Jeff Guelndner (1990)	48.6
4.	Kirk Hinrich (2002)	47.8
5.	Tyrel Reed (2010)	47.3
6.	Brandon Rush (2006)	47.2
7.	Frank Mason III (2017)	47.1
8.	Mario Chalmers (2008)	46.8
9.	Jeff Boschee (2002)	46.4
--	<b>Lagerald Vick (2019)</b>	<b>45.5</b>

## MINUTES PLAYED

1.	Devonte' Graham (2018)	1,435
2.	Danny Manning (1988)	1,336
3.	Tyshawn Taylor (2012)	1,303
4.	Frank Mason III (2017)	1,301
5.	Frank Mason III (2016)	1,272
6.	Devonte' Graham (2017)	1,269
7.	Danny Manning (1986)	1,256
8.	Elijah Johnson (2012)	1,254
9.	Travis Releford (2013)	1,252
10.	Danny Manning (1987)	1,249

## MINUTES PER GAME

1.	Tony Guy (1982)	39.4
2.	David Magley (1982)	39.0
3.	Clinton Johnson (1976)	38.2
4.	Wilmore Fowler (1979)	37.9
5.	Devonte' Graham (2018)	37.8
6.	Darnell Valentine (1981)	37.1
7.	John Douglas (1977)	36.4
8.	Carl Henry (1983)	36.2
9.	Tony Guy (1981)	36.2
10.	Frank Mason III (2017)	36.1

# SINGLE SEASON TEAM RECORDS

## POINTS PER GAME

YEAR	PTS	GMS	AVG	
1.	1989-90	3223	35	92.1
2.	2001-02	3365	37	90.9
3.	1988-89	2758	31	89.0
4.	1996-97	3058	36	84.9
5.	1997-98	3300	39	84.6
--	<b>2018-19</b>	<b>2266</b>	<b>30</b>	<b>75.5</b>

## FIELD GOAL PCT.

YEAR	FGS	FGAs	FG%	
1.	1985-86	1260	2266	55.6
2.	1984-95	1019	1898	53.7
3.	1989-90	1204	2258	53.3
4.	1988-89	1024	1925	53.2
5.	1983-84	924	1769	52.2
--	<b>2018-19</b>	<b>818</b>	<b>1760</b>	<b>46.5</b>

## 3-POINT FIELD GOALS MADE

YEAR	3FGs	
1.	2017-18	391
2.	2016-17	318
3.	2015-16	304
4.	2010-11	271
--	2007-08	271
--	<b>2018-19</b>	<b>226</b>

## 3-POINT FIELD GOAL ATTEMPTS

YEAR	3FGAs	
1.	2017-18	974
2.	2016-17	787
3.	2015-16	728
4.	2010-11	710
5.	2007-08	683
--	<b>2018-19</b>	<b>637</b>

## 3-PT FIELD GOAL PCT.

YEAR	3FGs	3FGAs	3FG%	
1.	1989-90	230	531	43.3
2.	2015-16	304	728	41.8
3.	2001-02	224	536	41.8
4.	1988-89	143	344	41.6
5.	1992-93	215	527	40.8
--	<b>2018-19</b>	<b>226</b>	<b>637</b>	<b>35.5</b>

## ASSISTS PER GAME

YEAR	AST	GMS	AVG	
1.	1989-90	763	35	21.8
2.	1985-86	814	39	20.9
3.	2001-02	767	37	20.7
4.	1988-89	620	31	20.0
5.	2000-01	641	33	19.4
--	1984-85	660	34	19.4
--	<b>2018-19</b>	<b>402</b>	<b>30</b>	<b>13.4</b>

## STEALS PER GAME

YEAR	STL	GMS	AVG	
1.	2002-03	373	38	9.82
2.	2005-06	323	33	9.79
3.	1996-97	351	36	9.75
4.	2001-02	357	37	9.65
5.	1990-91	325	35	9.29
--	<b>2018-19</b>	<b>204</b>	<b>30</b>	<b>6.8</b>

## OPPONENT FIELD GOAL PCT.

(since 1985-86 [shot clock era])

YEAR	OPP. FG%	
1.	2012-13	36.1
2.	2005-06	37.0
3.	2006-07	37.6
4.	2000-02	37.8
--	1994-95	37.8
--	<b>2018-19</b>	<b>40.8</b>

## OPPONENT 3-POINT FG PCT.

YEAR	OPP. 3FG%	
1.	2010-11	29.8
2.	2012-13	30.3
3.	1998-99	30.5
4.	1991-92	30.5
5.	1997-98	31.4
--	<b>2018-19</b>	<b>34.3</b>



# KANSAS FRESHMEN RECORDS - SINGLE SEASON

## POINTS

1. Andrew Wiggins (2014).....	597
2. Ben McLemore (2013).....	589
3. Josh Jackson (2017).....	572
4. Danny Manning (1985).....	496
5. Xavier Henry (2010).....	483
6. Brandon Rush (2006).....	444
7. Kerry Boagni (1983).....	408
8. Paul Pierce (1996).....	404
9. Darnell Valentine (1978).....	392
10. Mario Chalmers (2006).....	379
11. J.R. Giddens (2004).....	374
12. Darrell Arthur (2007).....	361
13. Jeff Boschee (1999).....	361
14. Nick Collison (2000).....	357
15. Sherron Collins (2007).....	354

**Devon Dotson (2019).....349**

## POINTS PER GAME

1. Andrew Wiggins (2014).....	17.1
2. Josh Jackson (2017).....	16.3
3. Ben McLemore (2013).....	15.9
4. Danny Manning (1985).....	14.6
5. Kerry Boagni (1983).....	14.1
6. Brandon Rush (2006).....	13.5
7. Darnell Valentine (1978).....	13.5
8. Xavier Henry (2010).....	13.4
9. Paul Pierce (1996).....	11.9
10. Ricky Ross (1980).....	11.7
<b>11. Devon Dotson (2019).....</b>	<b>11.6</b>

## REBOUNDS

1. Josh Jackson (2017).....	258
Danny Manning (1985).....	258
3. Drew Gooden (2000).....	248
4. Nick Collison (2000).....	234
5. Raef LaFrentz (1995).....	231
6. Joel Embiid (2014).....	227
7. Norm Cook (1974).....	196
8. Brandon Rush (2006).....	195
9. Ben McLemore (2013).....	192
10. Eric Chenoweth (1998).....	191

## REBOUNDS PER GAME

1. Joel Embiid (2014).....	8.1
2. Danny Manning (1985).....	7.6
3. Drew Gooden (2000).....	7.5
4. Raef LaFrentz (1995).....	7.5
5. Josh Jackson (2017).....	7.4
6. Nick Collison (2000).....	6.9
7. Norm Cook (1974).....	6.5
8. Paul Mokeski (1976).....	6.4
9. Brandon Rush (2006).....	5.9
10. Cliff Alexander (2015).....	5.3
Wayne Simien (2002).....	5.3
Paul Pierce (1996).....	5.3

## ASSISTS

1. Aaron Miles (2002).....	252
2. Jacque Vaughn (1994).....	181
3. Mark Turgeon (1984).....	138
4. Darnell Valentine (1978).....	130
5. Mario Chalmers (2006).....	127
6. Kirk Hinrich (2000).....	123
7. Jeff Boschee (1999).....	121
8. Sherron Collins (2007).....	112
<b>9. Devon Dotson (2019).....</b>	<b>109</b>
Adonis Jordan (1990).....	109
10. Danny Manning (1985).....	108

## BLOCKS

1. Joel Embiid (2014).....	72
2. Eric Chenoweth (1998).....	62
3. Darrell Arthur (2007).....	54
4. David Padgett (2004).....	43
5. Julian Wright (2006).....	42
6. Josh Jackson (2017).....	37
Cliff Alexander (2015).....	37
7. Cole Aldrich (2008).....	34
Greg Ostertag (1992).....	34
Danny Manning (1985).....	34
10. Nick Collison (2000).....	32

## STEALS

1. Mario Chalmers (2006).....	89
2. Darnell Valentine (1978).....	80
3. Aaron Miles (2002).....	60
4. Josh Jackson (2017).....	59
5. Danny Manning (1985).....	58
6. Xavier Henry (2010).....	54
7. Paul Pierce (1996).....	44
8. Kelly Oubre Jr. (2015).....	41
Andrew Wiggins (2014).....	41
<b>10. Devon Dotson (2019).....</b>	<b>40</b>
Jeff Boschee (1999).....	40

## FIELD GOALS MADE

1. Josh Jackson (2017).....	220
2. Danny Manning (1985).....	209
3. Ben McLemore (2013).....	198
4. Andrew Wiggins (2014).....	189
5. Kerry Boagni (1983).....	171
6. Brandon Rush (2006).....	170
7. Xavier Henry (2010).....	162
8. Darrell Arthur (2007).....	149
9. Nick Collison (2000).....	145
10. Norm Cook (1974).....	144

## FIELD GOALS ATTEMPTED

1. Josh Jackson (2017).....	429
2. Andrew Wiggins (2014).....	422
3. Ben McLemore (2013).....	400
4. Danny Manning (1985).....	369
5. Brandon Rush (2006).....	359
6. Xavier Henry (2010).....	354
Kerry Boagni (1983).....	354
8. Paul Pierce (1996).....	341
Jeff Boschee (1999).....	322
10. Ricky Ross (1980).....	320

## FIELD GOAL PCT.

1. Joel Embiid (2014).....	62.6
2. Jeff Gueddner (1987).....	59.5
3. Cheick Diallo (2016).....	56.9
Travis Releford (2009).....	56.9
4. Cliff Alexander (2015).....	56.6
Danny Manning (1985).....	56.6
6. Julian Wright (2006).....	56.4
7. Richard Scott (1991).....	56.3
8. Carlton Bragg Jr. (2016).....	56.1
9. Lagerald Wick (2016).....	56.0

## FREE THROWS MADE

1. Andrew Wiggins (2014).....	176
2. Ben McLemore (2013).....	120
3. Josh Jackson (2017).....	98
4. Joel Embiid (2014).....	98
<b>5. Devon Dotson (2019).....</b>	<b>92</b>
6. Xavier Henry (2010).....	90
7. Mario Chalmers (2006).....	89
8. Paul Pierce (1996).....	83
9. Kelly Oubre Jr. (2015).....	79
Keith Langford (2002).....	79

## FREE THROWS ATTEMPTED

1. Andrew Wiggins (2014).....	227
2. Josh Jackson (2017).....	173
3. Joel Embiid (2014).....	143
Darnell Valentine (1978).....	143
5. Ben McLemore (2013).....	138
6. Paul Pierce (1996).....	137
<b>7. Devon Dotson (2019).....</b>	<b>116</b>
8. Xavier Henry (2010).....	115
9. Mario Chalmers (2006).....	113
Keith Langford (2002).....	113

## FREE THROW PCT. (MIN. 75 ATT.)

1. Ben McLemore (2013).....	87.0
2. Greg Gurley (1992).....	80.0
<b>3. Devon Dotson (2019).....</b>	<b>79.3</b>
Aaron Miles (2002).....	79.3
5. Calvin Thompson (1983).....	78.9
6. Mario Chalmers (2006).....	78.8
7. Steve Woodberry (1991).....	78.4
8. Xavier Henry (2010).....	78.3
9. Andrew Wiggins (2014).....	77.5
10. Ryan Robertson (1996).....	77.0
11. Sherron Collins (2007).....	76.6

## 3-POINT FIELD GOALS MADE

1. Jeff Boschee (1999).....	79
2. J.R. Giddens (2004).....	74
3. Ben McLemore (2013).....	73
4. Xavier Henry (2010).....	69
5. Brandon Rush (2006).....	50
6. Billy Thomas (1995).....	49
7. Mario Chalmers (2006).....	48
8. Sherron Collins (2007).....	47
9. Andrew Wiggins (2014).....	43
<b>10. Quentin Grimes (2019).....</b>	<b>42</b>
Wayne Selden Jr. (2014).....	42

## 3-POINT FIELD GOALS ATTEMPTED

1. Jeff Boschee (1999).....	222
2. J.R. Giddens (2004).....	182
3. Ben McLemore (2013).....	174
4. Xavier Henry (2010).....	165
5. Wayne Selden Jr. (2014).....	128
Mario Chalmers (2006).....	128
7. Andrew Wiggins (2014).....	126
Billy Thomas (1995).....	126
<b>9. Quentin Grimes (2019).....</b>	<b>124</b>
10. Sherron Collins (2007).....	116

## 3-PT FIELD GOAL PCT. (MIN. 80 ATT)

1. Jeff Gueddner (1987).....	57.1
2. Brandon Rush (2006).....	47.2
3. Steve Woodberry (1991).....	45.5
4. Ryan Robertson (1996).....	45.2
5. Ben McLemore (2013).....	42.0
6. Xavier Henry (2010).....	41.8
7. Patrick Richey (1991).....	41.5
8. Kevin Pritchard (1987).....	40.9
9. J.R. Giddens (2004).....	40.7
10. Sherron Collins (2007).....	40.5

## MINUTES PLAYED

1. Ben McLemore (2013).....	1,191
2. Andrew Wiggins (2014).....	1,148
3. Danny Manning (1985).....	1,120
4. Josh Jackson (2017).....	1,077
5. Brandon Rush (2006).....	1,047
6. Wayne Selden Jr. (2014).....	1,022
7. Aaron Miles (2002).....	1,017
8. Xavier Henry (2010).....	990
<b>9. Devon Dotson (2019).....</b>	<b>969</b>
Jeff Boschee (1999).....	969
10. Kevin Pritchard (1987).....	962

## GAMES PLAYED

1. Marcus Garrett (2018).....	39
Eric Chenoweth (1998).....	39
Kenny Gregory (1998).....	39
4. Sherron Collins (2007).....	38
5. Ben McLemore (2013).....	37
Perry Ellis (2013).....	37
Keith Langford (2002).....	37
Aaron Miles (2002).....	37

## GAMES STARTED

1. Ben McLemore (2013).....	37
2. Wayne Selden Jr. (2014).....	35
Andrew Wiggins (2014).....	35
4. Xavier Henry (2010).....	36
Aaron Miles (2002).....	36
6. Josh Jackson (2017).....	35
Jacque Vaughn (1994).....	35

## SINGLE GAME FRESHMEN RECORDS SINCE 1988-89

### POINTS SCORED

Pts	Player	Opponent	Date
41	Andrew Wiggins	at West Virginia	3-8-14
36	Ben McLemore	vs. West Virginia	3-2-13
33	Ben McLemore	vs. Iowa State	1-9-13
31	Josh Jackson	at Texas Tech	2-11-17
30	Andrew Wiggins	vs. Oklahoma St.	3-13-14

### REBOUNDS

Rbs	Player	Opponent	Date
20	Eric Chenoweth	at Texas A&M	1-14-98
19	Andrew Wiggins	at Iowa State	1-13-14
16	Raef LaFrentz	at Missouri	1-9-95
15	Markieff Morris	vs. UMKC	11-16-08
14	Nick Collison	vs. Colorado	1-24-00

### ASSISTS

Ass	Player	Opponent	Date
15	Aaron Miles	vs. Texas Tech	3-9-02
13	Aaron Miles	at Texas	2-11-02
12	Aaron Miles	vs. Nebraska	1-9-02
11	Five Times		

(last by Tyshawn Taylor vs. Jackson St, 12-6-08)

### STEALS

Stl	Player	Opponent	Date
7	Xavier Henry	vs. Baylor	1-25-10
6	Mario Chalmers	at Iowa State	1-28-06
5	Josh Jackson	vs. West Virginia	2-13-17
4	Marcus Garrett	South Dakota State	11-17-17

### BLOCKS

Blk	Player	Opponent	Date
8	Joel Embiid	vs. Oklahoma State	1-18-14
7	Joel Embiid	vs. UTEP	11-30-13
6	Joel Embiid	vs. Texas	2-22-14
5	Josh Jackson	vs. Nebraska	12-10-16
4	Cliff Alexander	at Texas Tech	2-10-15

# THE LAST TIME...

## A TEAM SCORED 100+ POINTS IN A GAME

KU	104 (W, 104-74)	vs. Oklahoma, 2-19-18
Opp.	103 (L, 99-103)	by Indiana, 11-11-16

## A TEAM SCORED 50 OR FEWER POINTS IN A GAME

KU	40 (L, 40-72)	vs. Kentucky, 11-18-14
Opp.	49 (W, 64-49)	by Kansas State, 2-25-19

## A TEAM SCORED 90+ POINTS IN ALLEN FIELDHOUSE

KU	90 (W, 90-84 [ot])	vs. Stanford, 12-1-18
Opp.	95 (L, 85-95)	by Arizona State, 12-10-17

## A TEAM SCORED 60 OR FEWER POINTS IN ALLEN FIELDHOUSE

KU	57 (L, 57-61)	vs. San Diego State, 1-5-14
Opp.	49 (W, 64-49)	by Kansas State, 2-25-19

## A TEAM SCORED 90 POINTS IN A LOSS

KU	99 (99-103 OT)	vs. Indiana, 11-11-16
Opp.	106 (L, 106-109 3OT)	by Oklahoma, 1-4-16

## A TEAM SCORED 60 OR FEWER POINTS IN A VICTORY

KU	56 (W, 56-55)	at Baylor, 1-7-15
Opp.	60 (L, 57-60)	by Stanford, 3-23-14

## A TEAM HAD 5+ PLAYERS SCORE IN DOUBLE FIGURES

KU	K.J. Lawson (15), Dotson (15), D. Lawson (14), Agbaji (10), McCormack (10)	vs. West Virginia, 2-16-19
Opp.	Coleman (16), Roach (13), Febres (12), Osetkowski (11), Ramey (10)	by Texas, 1-14-19

## A TEAM WON A GAME BY 25+ POINTS

KU	+25 (78-53)	vs. West Virginia, 2-16-19
Opp.	+29 (62-91)	by Texas Tech, 2-23-19

## A TEAM WON A GAME BY 50+ POINTS

KU	+51 (123-72)	vs. Chaminade, 11-23-15
Opp.		Never

## A TEAM WON AN OVERTIME GAME (SINGLE-OVERTIME)

KU	82-77	at TCU, 2-11-19
Opp.	92-89	by Iowa State, 2-4-17

## A TEAM WON A DOUBLE-OVERTIME GAME

KU	68-68	at Oklahoma State, 2-20-13
Opp.	80-79	by Texas Tech, 2-14-05

## A TEAM WON A TRIPLE-OVERTIME GAME

KU	109-106	vs. Oklahoma, 1-4-16
Opp.	76-73	by Oklahoma State, 2-4-81

## A TEAM SHOT 60% FG IN A GAME

KU	60.3% (35-58)	vs. Texas, 2-26-18
Opp.	60.7% (34-56)	by Texas Tech, 2-23-19

## A TEAM SHOT 30% OR WORSE FG IN A GAME

KU	19.6%	vs. Kentucky, 11-18-14
Opp.	30.0%	by Eastern Michigan, 12-29-18

## A TEAM MADE 12+ 3-POINT FG IN A GAME

KU	13	vs. Texas Tech, 2-2-19
Opp.	16	by Texas Tech, 2-23-19

## A TEAM DID NOT MAKE A 3-POINT FG IN A GAME

KU	0-8	vs. TCU, 3-12-15
Opp.	0-9	by Stanford, 3-23-14

## A TEAM SHOT 60% 3-POINT FG IN A GAME (min. 10)

KU	63.2 (12-19)	vs. Vermont, 11-12-18
Opp.	61.5% (16-26)	by Texas Tech, 2-23-19

## A TEAM MADE 30+ FREE THROWS IN A GAME

KU	33	vs. West Virginia, 2-13-17
Opp.	30	by Stanford, 12-3-16

## A TEAM MADE 5 OR FEWER FREE THROWS IN A GAME

KU	4	vs. West Virginia, 3-10-18
Opp.	2	by Oklahoma State, 3-2-19

## A TEAM ATTEMPTED 40+ FREE THROWS IN A GAME

KU	44	vs. West Virginia, 2-13-17
Opp.	47	by West Virginia, 1-12-16

## A TEAM SHOT 90% OR BETTER FREE THROWS IN A GAME

KU	93.8 (15-16)	at Arizona State, 12-22-18
Opp.	100.0 (5-5)	by Kansas State, 2-25-19

## A TEAM SHOT 40% OR WORSE FREE THROWS IN A GAME

KU	30.0% (3-10)	vs. Texas, 2-26-18
Opp.	40.0% (2-5)	by Oklahoma State, 3-2-19

## A TEAM HAD 25+ OFFENSIVE REBOUNDS IN A GAME

KU	28	vs. Fort Hays State, 12-10-03
Opp.	26	by Baylor, 1-12-19

## A TEAM HAD 5 OR FEWER OFFENSIVE REBOUNDS IN A GAME

KU	5	at Texas Tech, 2-23-19
Opp.	3	by Oklahoma, 3-5-19

## A TEAM HAD 30+ DEFENSIVE REBOUNDS IN A GAME

KU	30	at Oklahoma State, 3-2-19
Opp.	32	by TCU, 2-11-19

## A TEAM HAD 40+ DEFENSIVE REBOUNDS IN A GAME

KU	43	vs. Oklahoma, 1-4-16
Opp.	41	by Oklahoma, 1-4-16

## A TEAM HAD 50+ TOTAL REBOUNDS IN A GAME

KU	51	vs. Texas Southern, 11-21-17
Opp.	50	by Indiana, 11-11-16

## A TEAM HAD 60+ TOTAL REBOUNDS IN A GAME

KU	60	vs. Oklahoma, 1-4-16
Opp.		Never

## A TEAM HAD 25 OR FEWER TOTAL REBOUNDS IN A GAME

KU	23	at Texas Tech, 2-23-19
Opp.	25	by Oklahoma, 2-19-18

## A TEAM OUT-REBOUNDED ITS OPPONENT BY 15+

KU	+15 (41-26)	at Iowa State, 1-5-19
Opp.	+19 (49-30)	by Baylor, 1-12-19

## A TEAM OUT-REBOUNDED ITS OPPONENT BY 20+

KU	+23 (49-26)	vs. Omaha, 12-18-17
Opp.		Never

## A TEAM OUT-REBOUNDED ITS OPPONENT BY 30+

KU	+30 (61-31)	vs. Alcorn State, 12-2-09
Opp.		Never

## 3+ PLAYERS WITH 10+ REBOUNDS IN A GAME

KU	Ochai Agbaji (11), Devon Dotson (10), Detric Lawson (10)	at TCU, 2-11-19
Opp.	P.J. Washington (13), Reid Travis (12), Keldon Johnson (10)	of Kentucky, 1-26-19

## 2 PLAYERS WITH A DOUBLE-DOUBLE IN SAME GAME

KU	O. Agbaji (20p, 11r), D. Dotson (25p, 10r), D. Lawson (14p, 10r)	at TCU, 2-11-19
Opp.	P. Washington (20p, 13r), R. Travis (18p, 12r) & K. Johnson (15p, 10r)	of Kentucky, 1-26-19

## 3 PLAYERS WITH A DOUBLE-DOUBLE IN SAME GAME

KU	O. Agbaji (20p, 11r), D. Dotson (25p, 10r), D. Lawson (14p, 10r)	at TCU, 2-11-19
Opp.	P. Washington (20p, 13r), R. Travis (18p, 12r) & K. Johnson (15p, 10r)	of Kentucky, 1-26-19

## A PLAYER WITH A TRIPLE-DOUBLE IN A GAME

KU	Jeff Withey (16 pts, 12 reb, 12 blk)	vs. San Jose State, 11-26-12
Opp.	Denzel Valentine (29 pts, 12 reb, 12 ast)	of Michigan State, 11-17-15

## A TEAM HAD 25+ ASSISTS IN A GAME

KU	25	vs. Eastern Michigan, 12-29-18
Opp.	26	by Oklahoma, 1-10-94

## A TEAM HAD 7 OR FEWER ASSISTS IN A GAME

KU	6	at West Virginia, 1-19-19
Opp.	7	by Eastern Michigan, 12-29-18

# THE LAST TIME...

## A TEAM HAD 15+ STEALS IN A GAME

KU	15	vs. Towson, 11-11-11
Opp.	22	by West Virginia, 1-16-16

## A TEAM DID NOT HAVE A STEAL IN A GAME

KU		vs. Syracuse, 3-18-01
Opp.		Oakland, 11-25-09

## A TEAM HAD 10+ BLOCKED SHOTS IN A GAME

KU	11	at Baylor, 1-12-19
Opp.	10	by Kentucky, 11-14-17

## A TEAM DID NOT BLOCK A SHOT IN A GAME

KU		vs. Stanford, 12-1-18
Opp.		by Oklahoma, 3-5-19

## A TEAM COMMITTED 30+ FOULS IN A GAME

KU	32	vs. Indiana, 11-11-16
Opp.	31	by West Virginia, 2-13-17

## A TEAM COMMITTED 10 OR FEWER FOULS IN A GAME

KU	8	vs. Kansas State, 2-25-19
Opp.	10	by Omaha, 12-18-17

## A TEAM HAD TWO PLAYERS DISQUALIFIED (FOUL OUT)

KU	Quentin Grimes / Dedric Lawson / Mitch Lightfoot	at TCU, 2-11-19
Opp.	Talen Horton-Tucker / Tyrese Haliburton	of Iowa State, 1-21-19

## A TEAM HAD THREE PLAYERS DISQUALIFIED (FOUL OUT)

KU	Quentin Grimes / Dedric Lawson / Mitch Lightfoot	at TCU, 2-11-19
Opp.	Poythress / Willis / Lee / Labissiere	of Kentucky, 1-30-16

## A TEAM HAD FOUR PLAYERS DISQUALIFIED (FOUL OUT)

KU	Frank Mason III / Devonte' Graham / Carlton Bragg Jr. / Landen Lucas	vs. Indiana, 11-11-16
Opp.		Never

## A TEAM SCORED 50+ POINTS IN A HALF

KU	52, 2nd half	vs. South Dakota, 12-18-18
Opp.	51, 2nd half	by Michigan State, 11-6-18

## A TEAM SCORED 60+ POINTS IN A HALF

KU	66, 1st half	vs. Texas Southern, 11-21-17
Opp.	60, 2nd half	by Texas Tech, 2-13-99

## A TEAM HAD 20 OR FEWER POINTS IN A HALF

KU	20, 1st half	at Texas Tech, 2-23-19
Opp.	16, 1st half	by West Virginia, 2-16-19

## A TEAM SHOT 70% OR BETTER FG IN A HALF

KU	72.0 (18-25), 2nd half	vs. West Virginia, 3-10-18
Opp.	75.0, 1st half	by Baylor, 1-25-93

## A TEAM SHOT 20% OR WORSE FG IN A HALF

KU	13.6%, 1st half	at TCU, 2-6-13
Opp.	19.4%, 2nd half	by Wofford, 12-4-18

## A TEAM MADE 7+ 3-POINTERS IN A HALF

KU	9, 1st half	vs. Texas Tech, 2-2-19
Opp.	7, 1st half	by Oklahoma, 3-5-19

## A TEAM MADE DID NOT MAKE A 3-POINTER IN A HALF

KU	0-6, 1st half	at West Virginia, 1-19-19
Opp.	0-8, 1st half	by Kentucky, 1-26-19

## A TEAM DID NOT MAKE A FREE THROW IN A HALF

KU	1st half (0-2)	at Texas Tech, 2-23-19
Opp.	1st half (0-0)	by Texas, 1-14-19

## A TEAM DID NOT ATTEMPT A FREE THROW IN A HALF

KU	1st half	vs. Kansas State, 3-9-18
Opp.	1st half	by Oklahoma State, 3-2-19

## A TEAM HAD 30+ REBOUNDS IN A HALF

KU	32, 2nd half	vs. UMKC, 12-6-16
Opp.	31, 2nd half	by Baylor, 1-12-19

## A TEAM HAD 15+ ASSISTS IN A HALF

KU	16, 2nd half	vs. South Dakota, 12-18-18
Opp.	15, 1st half	by North Carolina, 3-25-12

## A TEAM DID NOT HAVE A TURNOVER IN A HALF

KU	1st half	vs. Texas, 1-14-19
Opp.	2nd half	vs. Kansas State, 1-13-18

## A TEAM HAD 10+ STEALS IN A HALF

KU	10, 1st half	vs. Texas, 1-21-17
Opp.	11, 2nd half	by Long Beach State, 12-6-11

## A TEAM HAD 7+ BLOCKED SHOTS IN A HALF

KU	7, 1st half	at Baylor, 1-12-19
Opp.	7, 1st half and 2nd half	by Texas, 2-28-15

## A PLAYER SCORED 30+ POINTS IN A GAME

KU	31 by Dedric Lawson	vs. TCU, 1-9-19
Opp.	31 by Gabe Devoe	of Clemson, 3-23-18

## A PLAYER SCORED 40+ POINTS IN A GAME

KU	41 by Andrew Wiggins	at West Virginia, 3-8-14
Opp.	46 by Buddy Hield	of Oklahoma, 1-4-16

## A PLAYER SHOT 80% OR BETTER FG IN A GAME (MIN. 10 ATT.)

KU	80.0 (8-10) by Ochai Agbaji	at Texas, 1-29-19
Opp.	90.9 (10-11) by Eric Paschall	of Villanova, 3-31-18

## A PLAYER MADE 7+ 3-POINTERS IN A GAME

KU	7 by Lagerald Vick	vs. Louisiana, 11-16-18
Opp.	7 by Deonte Burton	of Iowa State, 2-4-17

## A PLAYER SHOT 100% 3-POINT FG (MIN. 5 ATT.)

KU	8-8 by Lagerald Vick	vs. Vermont, 11-12-18
Opp.	5-5 by Marial Shayok	of Iowa State, 1-5-19

## A PLAYER MADE 12+ FREE THROWS IN A GAME

KU	13 (13-13) by Devonte' Graham	vs. Texas Tech, 1-2-18
Opp.	19 (19-22) by Reid Travis	of Stanford, 12-3-16

## A PLAYER SHOT 100% FREE THROWS IN A GAME (MIN. 10 ATT.)

KU	13-13 by Devonte' Graham	vs. Texas Tech, 1-2-18
Opp.	12-12 by Taurean Prince	of Baylor, 1-2-16

## A PLAYER HAD 8+ OFFENSIVE REBOUNDS IN A GAME

KU	9 by Jeff Withey	vs. Baylor, 1-16-12
Opp.	8 by Mark Vital	of Baylor, 1-12-19

## A PLAYER HAD 12+ DEFENSIVE REBOUNDS IN A GAME

KU	12 by Dedric Lawson	at Arizona State, 12-22-18
Opp.	12 by Christian James	of Oklahoma, 1-2-19

## A PLAYER HAD 15+ TOTAL REBOUNDS IN A GAME

KU	15 by Dedric Lawson	at Oklahoma State, 3-2-19
Opp.	23 by Angel Delgado	of Seton Hall, 3-17-18

## A PLAYER HAD 10+ ASSISTS IN A GAME

KU	10 by Quentin Grimes	vs. Vermont, 11-12-18
Opp.	11 by Cassius Winston	of Michigan State, 11-6-18

## A PLAYER HAD 7+ TURNOVERS IN A GAME

KU	7 by Devon Dotson	at West Virginia, 1-19-19
Opp.	7 by Mark Vital	of Baylor, 2-10-18

## A PLAYER HAD 7+ BLOCKED SHOTS IN A GAME

KU	8 by Joel Embiid	vs. Oklahoma State, 1-18-14
Opp.	8 by Mohamed Bamba	of Texas, 12-29-17

## A PLAYER HAD 7+ STEALS IN A GAME

KU	7 by Xavier Henry	vs. Baylor, 1-20-10
Opp.	7 by Terry Black	of Baylor, 2-26-00

## A PLAYER PLAYED ALL 40 MINUTES IN REGULATION

KU	Devon Dotson	at TCU, 2-11-19
Opp.	Grayson Allen	of Duke, 3-25-18

## 2018-19 OVERALL STATS

RECORD:	OVERALL	HOME	AWAY	NEUTRAL
ALL GAMES	22-8	16-0	3-8	3-0
CONFERENCE	11-6	8-0	3-6	0-0
NON-CONFERENCE	11-2	8-0	0-2	3-0

#	Player	gp-gs	min	avg	Total			3-Point		F-Throw		Rebounds				pf	dq	a	to	blk	stl	pts	avg
					fg-fga	fg%	3fg-fga	3fg%	ft-fga	ft%	off	def	tot	avg									
01	Lawson, Dedric	30-30	978	32.6	203-412	.493	27-74	.365	136-171	.795	92	222	314	10.5	81	3	55	68	30	36	569	19.0	
24	Vick, Lagerald	23-20	759	33.0	118-248	.476	66-145	.455	23-30	.767	11	80	91	4.0	30	0	43	58	5	27	325	14.1	
35	Azubiuke, Udoka	9-9	184	20.4	55-78	.705	0-0	.000	11-32	.344	20	41	61	6.8	26	1	5	18	14	4	121	13.4	
11	Dotson, Devon	30-30	969	32.3	115-242	.475	27-71	.380	92-116	.793	17	92	109	3.6	76	3	109	73	5	40	349	11.6	
30	Agbaji, Ochai	16-10	425	26.6	54-115	.470	20-60	.333	23-33	.697	14	61	75	4.7	31	1	12	22	8	10	151	9.4	
05	Grimes, Quentin	30-30	800	26.7	84-218	.385	42-124	.339	24-44	.545	14	57	71	2.4	68	1	55	59	3	16	234	7.8	
00	Garrett, Marcus	24-13	678	28.3	63-150	.420	10-42	.238	37-61	.607	23	64	87	3.6	42	0	47	28	9	38	173	7.2	
02	Moore, Charlie	29-1	396	13.7	32-110	.291	19-69	.275	10-14	.714	6	22	28	1.0	31	0	38	25	2	17	93	3.2	
13	Lawson, K.J.	29-0	288	9.9	32-72	.444	12-38	.316	16-21	.762	17	40	57	2.0	40	0	15	17	1	5	92	3.2	
33	McCormack, David	28-7	251	9.0	34-61	.557	0-0	.000	16-28	.571	25	44	69	2.5	32	0	7	17	11	6	84	3.0	
44	Lightfoot, Mitch	28-0	321	11.5	26-46	.565	1-8	.125	16-30	.533	29	51	80	2.9	49	2	14	12	22	5	69	2.5	
12	Teahan, Chris	9-0	17	1.9	2-5	.400	2-5	.400	0-0	.000	0	1	1	0.1	2	0	1	1	0	0	6	0.7	
20	Luinstra, Garrett	8-0	9	1.1	0-3	.000	0-1	.000	0-0	.000	1	0	1	0.1	2	0	1	1	0	0	0	0.0	
Team											32	50	82		1		4						
Total.....		30	6075		818-1760	.465	226-637	.355	404-580	.697	301	825	1126	37.5	511	11	402	403	110	204	2266	75.5	
Opponents.....		30	6075		750-1837	.408	263-766	.343	341-495	.689	327	737	1064	35.5	514	-	402	406	101	190	2104	70.1	

TEAM STATISTICS	KU	OPP	Date	Opponent	Score	Att.		
SCORING	2266	2104	! 11/06/18	vs Michigan St.	w 92-87	18907		
Points per game	75.5	70.1	~ 11/12/18	VERMONT	w 84-68	16300		
Scoring margin	+5.4	-		11/16/18	LOUISIANA	w 89-76	16300	
FIELD GOALS-ATT	818-1760	750-1837	# 11/21/18	vs Marquette	w 77-68	4981		
Field goal pct	.465	.408	# 11/23/18	vs Tennessee	Wot 87-81	5491		
3 POINT FG-ATT	226-637	263-766	12/01/18	STANFORD	Wot 90-84	16300		
3-point FG pct	.355	.343	12/04/18	WOFFORD	w 72-47	16300		
3-pt FG made per game	7.5	8.8	% 12/08/18	NEW MEXICO STATE	w 63-60	15210		
FREE THROWS-ATT	404-580	341-495	12/15/18	VILLANOVA	w 74-71	16300		
Free throw pct	.697	.689	12/18/18	SOUTH DAKOTA	w 89-53	16300		
F-Throws made per game	13.5	11.4	12/22/18	at Arizona State	L 76-80	14592		
REBOUNDS	1126	1064	12/29/18	EASTERN MICHIGAN	w 87-63	16300		
Rebounds per game	37.5	35.5	* 01/02/19	OKLAHOMA	w 70-63	16300		
Rebounding margin	+2.1	-	* 01/05/19	at Iowa State	L 60-77	14384		
ASSISTS	402	402	* 01/09/19	TCU	w 77-68	16300		
Assists per game	13.4	13.4	* 01/12/19	at Baylor	w 73-68	9091		
TURNOVERS	403	406	* 01/14/19	TEXAS	w 80-78	16300		
Turnovers per game	13.4	13.5	* 01/19/19	at West Virginia	L 64-65	12657		
Turnover margin	+0.1	-	* 01/21/19	IOWA STATE	w 80-76	16300		
Assist/turnover ratio	1.0	1.0	01/26/19	at Kentucky	L 63-71	24387		
STEALS	204	190	* 01/29/19	at Texas	L 63-73	11934		
Steals per game	6.8	6.3	* 02/02/19	TEXAS TECH	w 79-63	16300		
BLOCKS	110	101	* 02/05/19	at Kansas State	L 67-74	12528		
Blocks per game	3.7	3.4	* 02/09/19	OKLAHOMA STATE	w 84-72	16300		
ATTENDANCE	259710	170580	* 02/11/19	at TCU	Wot 82-77	7356		
Home games-Avg/Game	16-16232	11-12836	* 02/16/19	WEST VIRGINIA	w 78-53	16300		
Neutral site-Avg/Game	-	3-9793	* 02/23/19	at Texas Tech	L 62-91	15098		
Score by Periods	1st	2nd	OT	Totals				
Kansas	1052	1168	46	2266				
Opponents	969	1106	29	2104				
					* 02/25/19	KANSAS STATE	w 64-49	16300
					* 03/02/19	at Oklahoma State	w 72-67	9335
					* 03/05/19	at Oklahoma	L 68-81	9839

\* Conference game

! Champions Classic (Indianapolis)

~ NIT Season Tip-Off (Lawrence)

# NIT Season Tip-Off (Brooklyn)

## 2018-19 CONFERENCE-ONLY STATS

RECORD:	OVERALL	HOME	AWAY	NEUTRAL
ALL GAMES	11-6	8-0	3-6	0-0
CONFERENCE	11-6	8-0	3-6	0-0
NON-CONFERENCE	0-0	0-0	0-0	0-0

#	Player	gp-gs	min	avg	Total		3-Point		F-Throw		Rebounds				pf	dq	a	to	blk	stl	pts	avg
					fg-fga	fg%	3fg-fga	3fg%	ft-fa	ft%	off	def	tot	avg								
01	Lawson, Dedric	17-17	562	33.1	111-230	.483	21-51	.412	71-91	.780	51	119	170	10.0	40	2	23	43	19	22	314	18.5
24	Vick, Lagerald	10-9	306	30.6	45-98	.459	27-61	.443	9-11	.818	3	33	36	3.6	6	0	18	29	3	8	126	12.6
11	Dotson, Devon	17-17	558	32.8	64-144	.444	16-44	.364	62-78	.795	10	58	68	4.0	44	2	68	47	3	22	206	12.1
30	Agbaji, Ochai	15-10	404	26.9	52-109	.477	19-56	.339	21-31	.677	12	61	73	4.9	31	1	12	21	8	10	144	9.6
00	Garrett, Marcus	12-7	354	29.5	44-83	.530	6-20	.300	13-25	.520	12	29	41	3.4	24	0	19	15	4	18	107	8.9
35	Azubuike, Udoka	1-1	23	23.0	4-5	.800	0-0	.000	0-1	.000	3	6	9	9.0	2	0	0	1	2	0	8	8.0
05	Grimes, Quentin	17-17	471	27.7	45-123	.366	26-77	.338	8-18	.444	9	35	44	2.6	38	1	27	33	2	13	124	7.3
13	Lawson, K.J.	16-0	178	11.1	22-49	.449	7-25	.280	8-9	.889	9	20	29	1.8	20	0	3	11	1	1	59	3.7
33	McCormack, David	16-7	166	10.4	21-36	.583	0-0	.000	11-18	.611	16	21	37	2.3	23	0	5	15	5	5	53	3.3
44	Lightfoot, Mitch	16-0	210	13.1	15-27	.556	1-5	.200	10-20	.500	18	30	48	3.0	33	2	8	7	14	5	41	2.6
02	Moore, Charlie	17-0	174	10.2	13-53	.245	7-31	.226	2-4	.500	3	12	15	0.9	11	0	22	13	1	7	35	2.1
12	Chris Teahan	7-0	13	1.9	2-5	.400	2-5	.400	0-0	.000	0	1	1	0.1	1	0	0	1	0	0	6	0.9
20	Luinstra, Garrett	6-0	6	1.0	0-2	.000	0-1	.000	0-0	.000	0	0	0	0.0	1	0	1	1	0	0	0	0.0
Team											19	26	45				4					
Total.....		17	3425		438-964	.454	132-376	.351	215-306	.703	165	451	616	36.2	274	8	206	241	62	111	1223	71.9
Opponents.....		17	3425		430-1027	.419	156-425	.367	179-260	.688	179	407	586	34.5	274	-	226	218	50	120	1195	70.3

TEAM STATISTICS	KU	OPP	Date	Opponent	Score	Att.
SCORING	1223	1195	* 01/02/19	OKLAHOMA	W 70-63	16300
Points per game	71.9	70.3	* 01/05/19	at Iowa State	L 60-77	14384
Scoring margin	+1.6	-	* 01/09/19	TCU	W 77-68	16300
FIELD GOALS-ATT	438-964	430-1027	* 01/12/19	at Baylor	W 73-68	9091
Field goal pct	.454	.419	* 01/14/19	TEXAS	W 80-78	16300
3 POINT FG-ATT	132-376	156-425	* 01/19/19	at West Virginia	L 64-65	12657
3-point FG pct	.351	.367	* 01/21/19	IOWA STATE	W 80-76	16300
3-pt FG made per game	7.8	9.2	* 01/29/19	at Texas	L 63-73	11934
FREE THROWS-ATT	215-306	179-260	* 02/02/19	TEXAS TECH	W 79-63	16300
Free throw pct	.703	.688	* 02/05/19	at Kansas State	L 67-74	12528
F-Throws made per game	12.6	10.5	* 02/09/19	OKLAHOMA STATE	W 84-72	16300
REBOUNDS	616	586	* 02/11/19	at TCU	Wot 82-77	7356
Rebounds per game	36.2	34.5	* 02/16/19	WEST VIRGINIA	W 78-53	16300
Rebounding margin	+1.8	-	* 02/23/19	at Texas Tech	L 62-91	15098
ASSISTS	206	226	* 02/25/19	KANSAS STATE	W 64-49	16300
Assists per game	12.1	13.3	* 03/02/19	at Oklahoma State	W 72-67	9335
TURNOVERS	241	218	* 03/05/19	at Oklahoma	L 68-81	9839
Turnovers per game	14.2	12.8				
Turnover margin	-1.4	-				
Assist/turnover ratio	0.9	1.0				
STEALS	111	120				
Steals per game	6.5	7.1				
BLOCKS	62	50				
Blocks per game	3.6	2.9				
ATTENDANCE	130400	102222				
Home games-Avg/Game	8-16300	9-11358				
Neutral site-Avg/Game	-	0-0				

Score by Periods	1st	2nd	OT	Totals
Kansas	577	633	13	1223
Opponents	543	644	8	1195



## ALL-TIME SERIES

### KANSAS LEADS, 31-5

Lawrence, Kan. (Allen Fieldhouse) . . . . .	16-0 (15-0)
Waco, Texas (Ferrell Center) . . . . .	13-3 (13-3)
Neutral Sites . . . . .	2-2
Big 12 Play . . . . .	27-2
Big 12 Championship (Sprint Center) . . . . .	2-2 (2-1)

### HIGHEST SCORES - KANSAS

Lawrence . . . . .	102
. . . . . KU 102-74, in 2015-16	
Waco . . . . .	87
. . . . . KU 87-68, in 1996-97	

### COACHING RECORDS

<b>Bill Self vs. Baylor</b>	Total . . . . .	23-5
	At Kansas . . . . .	23-4
<b>Scott Drew vs. Kansas</b>	Total . . . . .	4-23

### HIGHEST SCORES - BAYLOR

Lawrence . . . . .	90
. . . . . KU 100-90, in 2007-08	
Waco . . . . .	85
. . . . . BU 85-77, in 2000-01	

### LARGEST WINNING MARGINS

<b>Kansas</b>	Lawrence . . . . .	47
	Waco . . . . .	26
<b>Baylor</b>	Lawrence . . . . .	no wins
	Waco . . . . .	23

### GAME-BY-GAME

12/03/1951 . . . . . Lawrence . . . . .	W	57-46
12/10/1966 . . . . . Lawrence . . . . .	W	68-56
01/11/1997 . . . . . Waco . . . . .	W	87-68
01/28/1998 . . . . . Lawrence . . . . .	W	94-47
01/06/1999 . . . . . Waco . . . . .	W	66-62
02/26/2000 . . . . . Lawrence . . . . .	W	80-70
02/12/2001 . . . . . Waco . . . . .	L	77-85
02/16/2002 . . . . . Lawrence . . . . .	W	87-72
02/11/2003 . . . . . Waco . . . . .	W	79-58
02/18/2004 . . . . . Lawrence . . . . .	W	74-54
01/25/2005 . . . . . Waco . . . . .	W	86-66
02/21/2006 . . . . . Lawrence . . . . .	W	76-61
01/24/2007 . . . . . Waco . . . . .	W	82-56
02/09/2008 . . . . . Lawrence . . . . .	W	100-90
02/02/2009 . . . . . Waco . . . . .	W	75-65
03/12/2009 . . . . . Oklahoma City, Okla.* . . . .	L	64-71
01/20/2010 . . . . . Lawrence . . . . .	W	81-75
01/17/2011 . . . . . Waco . . . . .	W	85-65
01/16/2012 . . . . . Lawrence . . . . .	W	92-74
02/08/2012 . . . . . Waco . . . . .	W	68-54
03/09/2012 . . . . . Kansas City, Mo.* . . . .	L	72-81
01/14/2013 . . . . . Lawrence . . . . .	W	61-44
03/09/2013 . . . . . Waco . . . . .	L	58-81
01/20/2014 . . . . . Lawrence . . . . .	W	78-68
02/04/2014 . . . . . Waco . . . . .	W	69-52
01/07/2015 . . . . . Waco . . . . .	W	56-55
02/14/2015 . . . . . Lawrence . . . . .	W	74-64
03/13/2015 . . . . . Kansas City, Mo.* . . . .	W	62-52
01/02/2016 . . . . . Lawrence . . . . .	W	102-74
02/23/2016 . . . . . Waco . . . . .	W	66-60
03/11/2016 . . . . . Kansas City, Mo.* . . . .	W	70-66
02/01/2017 . . . . . Lawrence . . . . .	W	73-68
02/18/2017 . . . . . Waco . . . . .	W	67-65
01/20/2018 . . . . . Lawrence . . . . .	W	70-67
02/10/2018 . . . . . Waco . . . . .	L	64-80
01/12/2019 . . . . . Waco . . . . .	W	73-68

\*Big 12 Championship

# THE JAYHAWKS VS. BAYLOR (\*STARTER)

## #0 MARCUS GARRETT

OPPONENT (Date)	MP	FG-A	PCT	3PT-A	PCT	FT-A	PCT	O-D-T	PF	A	TO	BLK	ST	TP
BAYLOR (1.20.18) - W	21	1-5	.200	0-1	.000	3-8	.375	1-2-3	1	0	0	0	0	5
at Baylor (2.10.18) - L	20	2-3	.667	0-1	.000	2-2	1.000	2-1-3	0	1	1	0	2	6
*at Baylor (1.12.19) -W	25	1-2	.500	0-0	.000	2-4	.500	1-2-3	4	4	2	1	0	4
<b>TOTAL (3 games)</b>	<b>66</b>	<b>4-10</b>	<b>.400</b>	<b>0-2</b>	<b>.000</b>	<b>7-14</b>	<b>.500</b>	<b>4-5-9</b>	<b>5</b>	<b>5</b>	<b>3</b>	<b>1</b>	<b>2</b>	<b>15</b>
<b>Averages</b>	<b>22</b>							<b>3.0</b>		<b>1.7</b>		<b>0.3</b>	<b>0.6</b>	<b>5.0</b>

## #1 DEDRIC LAWSON

OPPONENT (Date)	MP	FG-A	PCT	3PT-A	PCT	FT-A	PCT	O-D-T	PF	A	TO	BLK	ST	TP
*at Baylor (1.12.19) -W	32	7-12	.583	0-0	---	3-6	.500	1-2-3	2	1	4	5	5	17

## #2 CHARLIE MOORE

OPPONENT (Date)	MP	FG-A	PCT	3PT-A	PCT	FT-A	PCT	O-D-T	PF	A	TO	BLK	ST	TP
at Baylor (1.12.19) -W	6	0-2	.000	0-1	.000	0-0	---	0-0-0	0	0	0	0	0	0

## #5 QUENTIN GRIMES

OPPONENT (Date)	MP	FG-A	PCT	3PT-A	PCT	FT-A	PCT	O-D-T	PF	A	TO	BLK	ST	TP
*at Baylor (1.12.19) -W	27	2-7	.286	1-4	.250	2-2	1.000	0-6-6	1	1	1	2	0	7

## #11 DEVON DOTSON

OPPONENT (Date)	MP	FG-A	PCT	3PT-A	PCT	FT-A	PCT	O-D-T	PF	A	TO	BLK	ST	TP
*at Baylor (1.12.19) -W	33	3-4	.750	1-1	1.000	7-10	.700	0-5-5	5	5	3	1	0	14

## #13 K.J. LAWSON

OPPONENT (Date)	MP	FG-A	PCT	3PT-A	PCT	FT-A	PCT	O-D-T	PF	A	TO	BLK	ST	TP
at Baylor (1.12.19) -W	11	1-2	.500	0-0	---	1-2	.500	1-0-1	1	0	0	0	0	3

## #24 LAGERALD VICK

OPPONENT (Date)	MP	FG-A	PCT	3PT-A	PCT	FT-A	PCT	O-D-T	PF	A	TO	BLK	ST	TP
BAYLOR (1.2.16) - W	2	1-1	1.000	1-1	1.000	0-0	---	0-0-0	0	0	0	0	0	3
vs. Baylor (3.11.16) - W	1	0-0	---	0-0	---	0-0	---	0-0-0	1	0	0	0	0	0
BAYLOR (2.11.17) - W	14	0-4	.000	0-2	.000	0-0	---	0-1-1	1	1	1	0	0	0
at Baylor (2.18.17) - W	30	3-5	.600	1-2	.500	1-2	.500	1-5-6	1	1	1	0	0	8
*BAYLOR (1.20.18) - W	31	2-6	.333	1-3	.333	0-0	---	0-5-5	3	1	2	0	0	5
at Baylor (2.10.18) - L	32	4-9	.444	0-3	.000	1-2	.500	1-3-4	1	1	3	0	1	9
*at Baylor (1.12.19) -W	36	6-10	.600	6-8	.750	0-1	.000	0-3-3	1	2	4	1	0	18
<b>TOTAL (7 games)</b>	<b>146</b>	<b>16-35</b>	<b>.457</b>	<b>9-19</b>	<b>.474</b>	<b>2-5</b>	<b>.400</b>	<b>2-17-19</b>	<b>8</b>	<b>6</b>	<b>11</b>	<b>1</b>	<b>1</b>	<b>43</b>
<b>Averages</b>	<b>20.9</b>							<b>2.7</b>		<b>0.9</b>		<b>0.1</b>	<b>0.1</b>	<b>6.1</b>

## #30 OCHAI AGBAJI

OPPONENT (Date)	MP	FG-A	PCT	3PT-A	PCT	FT-A	PCT	O-D-T	PF	A	TO	BLK	ST	TP
at Baylor (1.12.19) -W	21	4-5	.800	1-2	.500	1-2	.500	1-2-3	2	0	0	0	1	10

## #33 DAVID MCCORMACK

OPPONENT (Date)	MP	FG-A	PCT	3PT-A	PCT	FT-A	PCT	O-D-T	PF	A	TO	BLK	ST	TP
at Baylor (1.12.19) -W	6	0-0	---	0-0	---	0-0	---	0-0-0	1	0	0	0	0	0

## #44 MITCH LIGHTFOOT

OPPONENT (Date)	MP	FG-A	PCT	3PT-A	PCT	FT-A	PCT	O-D-T	PF	A	TO	BLK	ST	TP
BAYLOR (2.1.17) - W	5	1-1	1.000	0-0	---	0-0	---	0-1-1	1	0	0	2	0	2
at Baylor (2.18.17) - W	4	0-0	---	0-0	---	0-0	---	0-0-0	0	0	0	1	0	0
BAYLOR (1.20.18) - W	6	0-2	.000	0-0	---	0-0	---	1-0-1	2	0	0	1	0	0
at Baylor (2.10.18) - L	22	1-6	.167	0-1	.000	0-0	---	3-0-3	5	2	0	2	0	2
at Baylor (1.12.19) -W	3	0-0	---	0-0	---	0-0	---	0-4-4	2	0	0	1	0	0
<b>TOTAL (5 games)</b>	<b>40</b>	<b>2-9</b>	<b>.222</b>	<b>0-1</b>	<b>.000</b>	<b>0-0</b>	<b>---</b>	<b>4-5-9</b>	<b>10</b>	<b>2</b>	<b>0</b>	<b>7</b>	<b>0</b>	<b>4</b>
<b>Averages</b>	<b>8.0</b>							<b>1.8</b>		<b>0.4</b>		<b>1.4</b>	<b>0.0</b>	<b>0.8</b>



0

**MARCUS GARRETT** SO • Guard • 6-5 • 195 • Dallas, Texas • Skyline HS

## SEASON STATS

PPG	RPG	APG	FG%	3FG%	FT%
<b>7.2</b>	<b>3.6</b>	<b>2.0</b>	<b>42%</b>	<b>24%</b>	<b>61%</b>
CAREER					
5.3	3.5	1.4	44%	25%	55%

## CAREER HIGHS

Points	20	vs. Texas (1.14.19)
Field Goals	8	2x, last vs. Iowa State (1.21.19)
Rebounds	11	vs. Texas Southern (11.21.17)
Assists	5	3x, last vs. Oklahoma (1.2.19)
Blocks	2	2x, last vs. Marquette (11.21.18)
Steals	6	at West Virginia (1.19.19)
Minutes	39	vs. Iowa State (1.21.19)

## NOTES

After missing five games with a sprained ankle, has averaged 25.5 minutes in his last four games and is 12-for-23 (52.2 percent) FGs in that span ... Ranks fifth in the Big 12 in steals at 1.6 ... Has 13 starts this season ... Averages 8.9 ppg in Big 12 play and 7.2 ppg overall ... Had 16 points, five rebounds and three steals vs. Iowa State (1/21) ... His six steals at West Virginia (1/19) were a career high to go along with 15 points ... Posted a career-high points (20) and tied career high with three 3-pointers vs. Texas (1/14). **2017-18:** Had seven starts with six in Big 12 play.



1

**DETRIC LAWSON** (DEE-drick) R-Jr • Forward • 6-9 • 235 • Memphis, Tenn. • Hamilton HS • Memphis

## SEASON STATS

PPG	RPG	APG	FG%	3FG%	FT%
<b>19.0</b>	<b>10.5</b>	<b>1.8</b>	<b>49%</b>	<b>37%</b>	<b>80%</b>
CAREER (INCLUDES AT MEMPHIS IN 2015-16 AND 2016-17)					
17.9	9.9	2.6	45%	32%	75%

## CAREER HIGHS (\*AT MEMPHIS)

Points	*35	vs. Iowa (11.26.16)
Field Goals	*15	vs. Iowa (11.26.16)
Rebounds	*16	at Tulane (2.13.16)
Assists	*8	vs. South Carolina (12-30-16)
Blocks	*8	vs. UAB (12.10.16)
Steals	5	at Baylor (1.12.19)
Minutes	41	vs. Tennessee (11.23.18)

## NOTES

NPOY and All-American candidate ... Leads the Big 12 in scoring (19.0), rebounding (10.5) and DDs (19) and is ninth in FG% (49.3) ... Only league player averaging a double-double ... Has posted three straight DDs ... Has made 29 of his last 31 free throws over the last five games ... Has made 21 of his 27 3-pointers in 2018-19 in the last 12 games, including three at OU (3/5) ... Has 14 games of 20-plus points, including five in Big 12 play ... Had 29 points and 15 rebounds vs. Iowa State (1/21) ... Had a career-high five steals and season-high five blocked shots at Baylor (1/12) ... Scored a season-high 31 points vs. TCU (1/9) ... Has 55 career double-doubles.



2

**CHARLIE MOORE** R-SO • Guard • 5-11 • 180 • Chicago, Ill. • Morgan Park HS • California

## SEASON STATS

PPG	RPG	APG	FG%	3FG%	FT%
<b>3.2</b>	<b>1.0</b>	<b>1.3</b>	<b>29%</b>	<b>28%</b>	<b>71%</b>
CAREER (INCLUDES AT CALIFORNIA IN 2016-17)					
8.0	1.5	2.5	37%	33%	75%

## CAREER HIGHS (\*AT CALIFORNIA)

Points	*38	vs. UC Irvine (11.16.16)
Field Goals	*10	vs. UC Irvine (11.16.16)
Rebounds	*6	2x, last vs. Oregon St. (2.24.17)
Assists	*8	2x, last vs. Colorado (2.5.17)
Blocks	1	vs. Wofford (12.4.18)
Steals	*4	vs. UC Davis (12.10.16)
Minutes	*41	vs. Utah (2.2.17)

## NOTES

Has made five 3-pointers in the last four games ... Has four games with multiple 3-pointers made, including two in league play ... His nine points (three 3FGs) at Texas Tech (2/23) were his most in Big 12 play ... Had eight points (3-of-5 FGs), 2-for-4 3FGs, at Kansas State (2/5) ... Posted a season-high six assists vs. Texas Tech (2/2) ... Posted season highs in points (18) and 3-pointers made (6) vs. South Dakota (12/18) ... A transfer from California following the 2016-17 season ... Started all 34 games while at California.



5

**QUENTIN GRIMES** FR • Guard • 6-5 • 210 • The Woodlands, Texas • College Park HS

## SEASON STATS

PPG	RPG	APG	FG%	3FG%	FT%
<b>7.8</b>	<b>2.4</b>	<b>1.8</b>	<b>39%</b>	<b>34%</b>	<b>55%</b>
CAREER					
7.8	2.4	1.8	39%	34%	55%

## CAREER HIGHS

Points	21	vs. Michigan State (11.6.18)
Field Goals	7	2x, last at Iowa State (1.5.19)
Rebounds	6	2x, last at Baylor (1.12.19)
Assists	10	vs. Vermont (11.12.18)
Blocks	2	at Baylor (1.12.19)
Steals	2	3x last at Texas Tech (2.23.19)
Minutes	36	2x, last at Oklahoma St. (3.2.19)

## NOTES

Has shot 50 percent or better in two of his last three games and 10 times this season ... Has 14 assists in his last six games ... Second on the team with 42 3-pointers made ... Has made multiple 3-pointers 12 times this season and has made eight threes in his last three contests ... Scored 17 points, including 4-for-7 3FGs at OSU (3/2) ... Posted 12 points on 3-of-6 3FGs vs. Kansas State (2/25) ... Scored 13 points, 3-for-5 from 3FG, at Kentucky (1/26) ... Posted six rebounds with 19 points at Iowa State (1/5) ... Scored a season-high 21 points in the season opener vs. Michigan State (11/6).



11

**DEVON DOTSON** (deh-VAWN) FR • Guard • 6-2 • 185 • Charlotte, N.C. • Providence Day School

## SEASON STATS

PPG	RPG	APG	FG%	3FG%	FT%
<b>11.6</b>	<b>3.6</b>	<b>3.6</b>	<b>48%</b>	<b>38%</b>	<b>79%</b>
CAREER					
11.6	3.6	3.6	48%	38%	79%

## CAREER HIGHS

Points	25	at TCU (2.11.19)
Field Goals	7	2x, last at TCU (2.11.19)
Rebounds	10	at TCU (2.11.19)
Assists	8	2x, last vs. West Virginia (2.16.19)
Blocks	1	5x, last at Kansas State (2.5.19)
Steals	4	vs. Oklahoma (1.2.19)
Minutes	45	at TCU (2.11.19)

## NOTES

CBS Sports/USBWA National Freshman of the Week after his career-high 25 points, 10 rebounds and 45 minutes in the OT win at TCU (2/11) ... Is 19th in the Big 12 in scoring (11.6), seventh in assists (3.6), 13th in FG% (47.5), tied for ninth in steals (1.3) and eighth in assist-to-turnover ratio (1.5) ... Has led Kansas in assists 16 times and steals 11 times ... Has 14 games with multiple steals ... Had 15 points and a career-high-tying eight assists vs. WVU (2/16) ... Scored 16 points and a career-high four steals vs. Oklahoma (1/2) ... Big 12 Newcomer of the Week (12/31).



12

**CHRIS TEAHAN** SO • Guard • 6-4 • 195 • Leawood, Kan. • Rockhurst HS

## SEASON STATS

PPG	RPG	APG	FG%	3FG%	FT%
<b>0.7</b>	<b>0.1</b>	<b>0.1</b>	<b>40%</b>	<b>40%</b>	<b>-</b>
CAREER					
0.9	0.4	0.1	38%	31%	100%

## CAREER HIGHS

Points	4	vs. Toledo (11.28.17)
Field Goals	1	6x, last at Oklahoma (3.5.19)
Rebounds	3	vs. South Dakota State (11.17.17)
Assists	1	2x, last vs. E. Michigan (12.29.18)
Blocks	-	-
Steals	-	-
Minutes	4	4x, last vs. Omaha (12.18.17)

## NOTES

Has played in nine games this season, including seven Big 12 contest ... Was 1-for-1 with three points at OU (3/5) ... Scored his first points of the season with a 3-pointer vs. West Virginia (2/16) ... **2017-18:** Appeared in 10 games, two in conference play and three postseason ... Averaged 2.3 minutes per contest ... Had a season-high four points vs. Toledo (11/28) ... An invited walk-on who was a two-sport athlete at Rockhurst HS in Kansas City, Missouri ... Older brother, Conner, played five seasons at KU and on two Final Four teams (2008 and 2012).



13

**K.J. LAWSON** R-SO • Guard • 6-8 • 210 • Memphis, Tenn. • Hamilton HS • Memphis

## SEASON STATS

PPG	RPG	APG	FG%	3FG%	FT%
<b>3.2</b>	<b>2.0</b>	<b>0.5</b>	<b>44%</b>	<b>32%</b>	<b>76%</b>
CAREER (INCLUDES AT MEMPHIS IN 2015-16 AND 2016-17)					
8.1	4.9	1.6	40%	32%	70%

## CAREER HIGHS (\*AT MEMPHIS)

Points	*28	at Houston (1.19.17)
Field Goals	*12	at Houston (1.19.17)
Rebounds	*19	vs. East Carolina (1.28.17)
Assists	*7	vs. McNeese (11.22.16)
Blocks	*2	4x, last vs. Tulsa (2.7.17)
Steals	*3	vs. South Florida (1.14.17)
Minutes	*43	at Houston (1.19.17)

## NOTES

Averaged 13.8 minutes per contest in his last eight games (9.9 for the season) ... Had a season-high 24 minutes, 15 points, on 5-of-7 shooting (3-of-4 3FGs) vs. West Virginia (2/16) ... Scored 10 points at TCU (2/11) ... Had eight points, six rebounds and two steals in 19 minutes vs. Tennessee (11/23) ... A transfer from Memphis who sat out the 2017-18 season due to NCAA rules ... Played in 42 games while at Memphis with 33 starts, an 11.5 career scoring average and 7.0 career rebound average.



**20 GARRETT LUINSTRA** (loo-IN-struh) FR • Guard • 6-2 • 155 • Lawrence, Kan. • Lawrence Free State HS

**SEASON STATS**

PPG	RPG	APG	FG%	3FG%	FT%
<b>0.0</b>	<b>0.1</b>	<b>0.1</b>	<b>0%</b>	<b>0%</b>	<b>-</b>
CAREER					
<b>0.0</b>	<b>0.1</b>	<b>0.1</b>	<b>0%</b>	<b>0%</b>	<b>-</b>

**CAREER HIGHS**

Points	-
Field Goals	-
Rebounds	1 vs. South Dakota (12.18.18)
Assists	1 at Kansas State (2.5.19)
Blocks	-
Steals	-
Minutes	2 3x, last at Oklahoma (3.5.19)

**NOTES**

Has played in eight games this season, including six in Big 12 play ... Played final two minutes at OU (3/5) ... Logged one minute at TTU (2/23) and vs. WVU (2/16) ... Played a minute at Kansas State (2/5) with one assist ... Played two minutes with one rebound vs. South Dakota (12/18) ... Made KU debut playing one minute vs. Wofford (12/4) ... Averaged 19 points his senior year in guiding Free State High School to the 6A state title game and a 19-6 record ... A first-team all-state selection and the Sunflower League Player of the Year his senior season.



**22 SILVIO DE SOUSA** (deh-SOE-suh) SO • Forward • 6-9 • 245 • Luanda, Angola • IMG Academy (Fla.)

**SEASON STATS (2017-18)**

PPG	RPG	BPG	FG%	3FG%	FT%
<b>4.0</b>	<b>3.7</b>	<b>0.2</b>	<b>68%</b>	<b>-</b>	<b>71%</b>
CAREER					
<b>4.0</b>	<b>3.7</b>	<b>0.2</b>	<b>68%</b>	<b>-</b>	<b>71%</b>

**CAREER HIGHS**

Points	16 vs. West Virginia (3.10.18)
Field Goals	8 vs. West Virginia (3.10.18)
Rebounds	11 vs. Kansas State (3.9.18)
Assists	1 4x, last vs. Duke (3.25.18)
Blocks	1 3x, last vs. Duke (3.25.18)
Steals	1 vs. West Virginia (3.10.18)
Minutes	26 2x, last vs. vs. Duke (3.25.18)

**NOTES**

**2017-18:** Averaged 4.8 points and 5.4 rebounds in the 2018 NCAA Tournament ... Tied season high with 26 minutes vs. Duke (3/25) with 10 rebounds and scoring four points ... Averaged 20.0 minutes, 10.0 ppg and 9.7 rpg in the Big 12 Championship ... Posted his first double-double (16 points, 10 rebounds) vs. West Virginia (3/10) in the Big 12 title game ... Pulled down six or more rebounds seven times, including his last three games in the NCAA Tournament ... Joined the team following graduation from IMG Academy in Bradenton, Florida, following the fall 2017 semester.



**24 LAGERALD VICK** SR • Guard • 6-5 • 190 • Memphis, Tenn. • Douglass HS

**SEASON STATS**

PPG	RPG	APG	FG%	3FG%	FT%
<b>14.1</b>	<b>4.0</b>	<b>1.9</b>	<b>48%</b>	<b>46%</b>	<b>77%</b>
CAREER					
<b>9.4</b>	<b>3.5</b>	<b>1.4</b>	<b>48%</b>	<b>41%</b>	<b>74%</b>

**CAREER HIGHS**

Points	33 vs. Louisiana (11.16.18)
Field Goals	12 2x, last vs. Vermont (11.12.18)
Rebounds	11 vs. Texas Southern (11.21.17)
Assists	7 3x, last vs. Washington (12.6.17)
Blocks	3 vs. Oakland (11.24.17)
Steals	3 6x, last vs. Oklahoma (1.2.19)
Minutes	43 2x, last vs. Stanford (12.1.18)

**NOTES**

Announced Feb. 7 that he will take a leave of absence from the team, with no timetable for a return ... Is 10th in the Big 12 in scoring (14.1), second in 3FGs made (2.9) and third in 3FG Pct. (45.5) ... Scored 18 points, including 6-of-8 from 3FG, on his birthday at Baylor (1/12) ... Has made three or more 3FGs 10 times this season ... Scored 29 points with seven rebounds vs. Villanova (12/15) ... Two-time Big 12 Player of the Week (11/19, 12/3) ... Posted a career-high 33 points with nine rebounds vs. Louisiana (11/16) ... Had 32 points vs. Vermont (11/12) ... Surpassed 1,000 career points at Baylor (1/12).



**30 OCHAI AGBAJI** (OCH-eye uh-BAH-gee) FR • Guard • 6-5 • 210 • Kansas City, Mo. • Oak Park HS

**SEASON STATS**

PPG	RPG	APG	FG%	3FG%	FT%
<b>9.4</b>	<b>4.7</b>	<b>0.8</b>	<b>47%</b>	<b>33%</b>	<b>70%</b>
CAREER					
<b>9.4</b>	<b>4.7</b>	<b>0.8</b>	<b>47%</b>	<b>33%</b>	<b>70%</b>

**CAREER HIGHS**

Points	24 at Texas (1.29.19)
Field Goals	8 2x, last vs. Oklahoma State (2.9.19)
Rebounds	11 at TCU (2.11.19)
Assists	3 vs. Texas Tech (2.2.19)
Blocks	1 8x, last at Oklahoma (3.5.19)
Steals	2 2x, last at Texas (1.29.19)
Minutes	41 at TCU (2.11.19)

**NOTES**

Has started the last 10 games ... Has three 20-point games and seven 10-point games ... Has five multiple 3FG games ... Posted second double-double of the season with 20 points and 11 rebounds at TCU (2/11) ... Big 12 Newcomer of the Week (2/4) ... Had 23 points on 8-of-12 shooting, 5-7 3FGs, with six rebounds vs. Oklahoma State (2/9) ... Posted first career double-double with 10 points and 10 rebounds vs. Texas Tech (2/2) ... Had a career-high night in his first start of the season with 24 points at Texas (1/29) ... Pulled his redshirt and made his debut vs. TCU (1/9).



**33 DAVID MCCORMACK** FR • Forward • 6-10 • 265 • Norfolk, Va. • Oak Hill Academy

**SEASON STATS**

PPG	RPG	BPG	FG%	3FG%	FT%
<b>3.0</b>	<b>2.5</b>	<b>0.4</b>	<b>56%</b>	<b>-</b>	<b>57%</b>
CAREER					
<b>3.0</b>	<b>2.5</b>	<b>0.4</b>	<b>56%</b>	<b>-</b>	<b>57%</b>

**CAREER HIGHS**

Points	18 at Oklahoma (3.5.19)
Field Goals	8 at Oklahoma (3.5.19)
Rebounds	6 2x, last vs. South Dakota (12.18.18)
Assists	2 at Texas (1.29.19)
Blocks	2 2x, last vs. West Virginia (2.16.19)
Steals	2 2x, last at Oklahoma (3.5.19)
Minutes	24 vs. West Virginia (2.16.19)

**NOTES**

Has started the last seven games ... Averaging 15.7 minutes in his last seven games (9.0 for the season) ... Averaging 8.2 ppg and 3.4 rpg and is 16-for-23 FGs in his last five games ... Posted a career-high 18 points, on 8-of-11 shooting, with five rebounds at OU (3/5) ... Played a season-high 24 minutes with 10 points, four rebounds, two blocks and two steals vs. WVU (2/16) ... A 2018 McDonald's All-American who also represented the USA at the Nike Hoop Summit ... A big body who showed a lot of discipline in losing more than 50 pounds during high school.



**35 UDOKA AZUBUIKE** (az-uh-BOO-kee) JR • Center • 7-0 • 270 • Delta, Nigeria • Potter's House Christian Academy

**SEASON STATS**

PPG	RPG	BPG	FG%	3FG%	FT%
<b>13.4</b>	<b>6.8</b>	<b>1.6</b>	<b>71%</b>	<b>-</b>	<b>34%</b>
CAREER					
<b>11.5</b>	<b>6.4</b>	<b>1.6</b>	<b>74%</b>	<b>-</b>	<b>39%</b>

**CAREER HIGHS**

Points	26 at Nebraska (12.16.17)
Field Goals	13 at Nebraska (12.16.17)
Rebounds	13 at Texas (12.29.17)
Assists	2 4x, last vs. Marquette (11.21.18)
Blocks	5 2x, last vs. Texas (2.26.18)
Steals	3 vs. Oklahoma (2.19.18)
Minutes	34 3x, last vs. Vermont (11.12.18)

**NOTES**

KU announced Jan. 6 he would miss the remainder of the season due to a wrist injury ... Had successful surgery Jan. 9 ... Tied his season high with 23 points vs. E. Michigan (12/29) ... Missed the previous four games (Villanova, 12/15; NMSU, 12/8; USD, 12/18; at ASU 12/22) due to a sprained ankle suffered vs. Wofford (12/4) ... Had 18 points and nine rebounds vs. Stanford (12/1). **2017-18:** Led NCAA Division I in FG Pct. at 77.0 ... Posted seven 20-point games in 2017-18 ... Played in 11 games with six starts as a freshman in 2016-17 before a season-ending wrist injury.



**44 MITCH LIGHTFOOT** JR • Forward • 6-8 • 225 • Gilbert, Ariz. • Gilbert Christian HS

**SEASON STATS**

PPG	RPG	BPG	FG%	3FG%	FT%
<b>2.5</b>	<b>2.9</b>	<b>0.8</b>	<b>57%</b>	<b>13%</b>	<b>53%</b>
CAREER					
<b>2.6</b>	<b>2.4</b>	<b>0.9</b>	<b>57%</b>	<b>32%</b>	<b>54%</b>

**CAREER HIGHS**

Points	11 vs. Oakland (11.24.17)
Field Goals	4 4x, last vs. Kansas State (3.9.18)
Rebounds	11 vs. Penn (3.15.18)
Assists	3 at Oklahoma State (3.2.19)
Blocks	6 at TCU (1.6.18)
Steals	2 at Iowa State (2.13.18)
Minutes	31 vs. Kansas State (2.25.19)

**NOTES**

Has averaged 4.9 ppg and 5.1 rpg in his last eight games ... Is 14-for-23 (60.9 percent) from the field in his last eight games ... Logged a career-high 31 minutes with nine points, five rebounds and three blocks vs. Kansas State (2/25) ... Leads KU with 13 charges drawn and is second with 22 blocked shots. **2017-18:** Started seven games ... Pulled down a career-high 11 rebounds vs. Penn (3/18) with nine points in the NCAA Tournament ... Finished second on the team with 54 blocked shots ... Ranked eighth in the Big 12 with 1.5 blocked shots per game.