



KANSAS

#KUBball
f /KANSASBASKETBALL
t @KUHOOPS
i @KUHOOPS

MARCH 14, 2019 | BIG 12 CHAMPIONSHIP - QUARTERFINALS | GAME NOTES

KANSAS COMMUNICATIONS

JAYHAWKS

23-8
OVERALL

12-6
BIG 12

#17 / #18
RANKING (AP/COACHES)



-vs-



16-15
OVERALL

8-10
BIG 12

- / -
RANKING (AP/COACHES)

LONGHORNS

Bill Self
HEAD COACH

470-104 (.819)
RECORD AT KU, 16TH SEASON

Shaka Smart
HEAD COACH

66-65 (.504)
RECORD AT UT, 4TH SEASON

SCHEDULE (H: 17-0; A: 3-8; N: 3-0)

KU Rnk	OPP Rnk	Opponent	TV	Time/Result
NOVEMBER (5-0)				
6	1/1	10/10 vs. Michigan State!	ESPN	W, 92-87
12	2/1	-/- VERMONT-	ESPN2	W, 84-68
16	2/1	-/- LOUISIANA	JTV/ESPN+	W, 89-76
21	2/2	rv/rv vs. Marquette#	ESPN2	W, 77-68
23	2/2	5/5 vs. Tennessee#	ESPN2	W, 87-82 ot
DECEMBER (6-1)				
1	2/2	-/- STANFORD	ESPN	W, 90-84 ot
4	2/2	-/- WOFFORD	JTV/ESPN+	W, 72-47
8	2/2	-/- NEW MEXICO STATE*	ESPN2	W, 63-60
15	1/1	17/16 VILLANOVA	ESPN	W, 74-71
18	1/1	-/- SOUTH DAKOTA	JTV/ESPN+	W, 89-53
22	1/1	18/19 at Arizona State	ESPN2	L, 76-80
29	5/5	-/- EASTERN MICHIGAN	JTV/ESPN+	W, 87-63
JANUARY (5-4)				
2	5/6	23/25 OKLAHOMA*	ESPN2	W, 70-63
5	5/6	rv/rv at Iowa State*	ESPN2	L, 60-77
9	7/9	25/rv TCU*	ESPN2	W, 77-68
12	7/9	-/- at Baylor*	ESPN	W, 73-68
14	7/8	-/- TEXAS*	ESPN	W, 80-78
19	7/8	-/- at West Virginia*	ESPN	L, 64-65
21	9/10	24/25 IOWA STATE*	ESPN	W, 80-76
26	9/10	8/9 at Kentucky<	ESPN	L, 63-71
29	11/12	-/- at Texas*	ESPN	L, 63-73
FEBRUARY (5-2)				
2	11/12	16/15 TEXAS TECH*	CBS	W, 79-63
5	13/14	rv/rv at Kansas State*	ESPN	L, 67-74
9	13/14	-/- OKLAHOMA STATE*	ESPN	W, 84-72
11	14/14	rv/- at TCU*	ESPN	W, 82-77 ot
16	14/14	-/- WEST VIRGINIA*	ESPN	W, 78-53
23	12/12	14/14 at Texas Tech*	ESPN	L, 62-91
25	15/16	16/15 KANSAS STATE*	ESPN	W, 64-49
MARCH (2-1)				
2	15/16	-/- at Oklahoma State*	CBS	W, 72-67
5	13/14	-/- at Oklahoma*	ESPN2	L, 68-81
9	13/14	rv/rv BAYLOR*	ESPN	W, 78-70
BIG 12 CHAMPIONSHIP - KANSAS CITY, MO.				
14	17/18 (3)	-/- (6) vs. Texas	ESPN2	8:30 p.m.
15	-/-	-/- Semifinals	ESPN2	8:30 p.m.
16	-/-	-/- Final	ESPN	5 p.m.

All times Central and subject to change
Rank: AP Top 25 / USA Today Coaches' Poll
! State Farm Champions Classic (Indianapolis, Ind.); ~ NIT Season Tip-Off (Campus Round); # NIT Season Tip-Off (Brooklyn, N.Y.); ^ Jayhawk Shootout (Kansas City, Mo.); < SEC/Big 12 Challenge; * Big 12 Conference Game

COMMUNICATIONS

CHRIS THEISEN
Asst. AD for Comm.
e theisen@ku.edu
c 785.331.9356

BRAD GILBERT
Asst. Comm. Director
e bgilbert@ku.edu
c 785.424.4008

GAME 32 #17/18 KANSAS vs TEXAS
Big 12 Championship • Quarterfinals
Kansas City, Mo. • Sprint Center (18,972)
Thursday, March 14, 2019 • 8:30 p.m. (CT)

ESPN2
Play-by-Play: Jon Sciambi
Analysts: Robbie Hummel
Reporter: Tara Petrolino
Producer: Joe McCoy
Director: Anthony DeMarco

JAYHAWK RADIO NETWORK
Radio: IMG Jayhawk Radio Network
Webcast: KUathletics.com/Radio
Play-by-Play: Brian Hanni
Analyst: Greg Gurley
Producer/Engineer: Steve Kincaid

TIP-OFF

- Kansas is the No. 3 seed for the Big 12 Championship for the third time with the others being in 1999 and 2004. Kansas won the 1999 Big 12 Championship behind Most Outstanding Player Jeff Boshee. In 2004, the Jayhawks lost to Texas in the Big 12 semifinal. This year ended a 10-year run as No. 1 seed for KU. (More info on KU in Big 12 Champ. on pg. 48.)
- Kansas is defending Big 12 tournament champion and has won 15 conference postseason tourney titles and 11 in the Big 12 era which began in 1996-97. Kansas (11), Iowa State (4), Oklahoma (3) and Oklahoma State (2) are active league members with Big 12 tourney titles.
- Since the Big 12's inception in 1996-97, Kansas 44-11 in the league tournament. KU is 20-3 in its first games, 1-0 in opening-round games, 19-3 in the quarterfinals, 13-6 in semifinals and 11-2 in finals.
- Kansas is 1-1 against Texas this season with an 80-78 win on Jan. 14 in Allen Fieldhouse and a 73-63 loss at UT on Jan. 29. KU leads the overall series with UT, 32-9, including a 4-1 record in the Big 12 Championship (2-0 in Sprint Center).
- Three Jayhawks – Dedic Lawson, Devon Dotson and Marcus Garrett – earned Big 12 postseason awards announced March 10. Lawson was a unanimous selection for All-Big 12 First Team, the Big 12 Newcomer of the Year and unanimous selection for the Big 12 All-Newcomer Team. Dotson was All-Big 12 Third Team and a member of the Big 12 All-Freshman Team. Garrett was named to the Big 12 All-Defensive Team.
- On March 6, redshirt-junior Dedic Lawson was named one of 10 semifinalists for the Naismith Trophy Player of the Year Award. KU's Frank Mason III won the honor in 2017 as did Danny Manning in 1988.
- During the regular season, Lawson led the Big 12 in scoring at 19.1 ppg, rebounding at 10.6 rpg and double-doubles with 20, which ranks tied for seventh nationally. The last conference player to lead the league in scoring and rebounding in the same season was Blake Griffin of Oklahoma in 2008-09.

SERIES AT A GLANCE (MORE ON PG 47)

OVERALL KU LEADS, 32-9
in Big 12 Tourn. (Sprint) KU leads, 4-1 (2-0)
Last Meeting UT, 73-63 (1.29.19 @ UT)

75.6	<< POINTS PER GAME	71.2
46.4	<< FG%	43.6
35.5	<< 3FG%	34.1
69.5	FT% >>	71.3
37.7	<< REBOUNDS PER GAME	33.8
13.4	<< ASSISTS PER GAME	12.9
3.7	BLOCKS PER GAME >>	4.1
6.8	<< STEALS PER GAME	6.0
70.1	SCORING DEFENSE >>	67.1
40.7	<< FG% DEFENSE	43.0
33.8	<< 3FG% DEFENSE	36.7
+2.0	<< REBOUND MARGIN	-0.5
1.0	AST-TO RATIO >>	1.2

LAST GAME STARTERS

11 DOTSON FR • GUARD	5 GRIMES FR • GUARD	30 AGBAJI FR • GUARD	1 LAWSON R-JR • FORWARD	33 McCORMACK FR • FORWARD
MIN 32.4	MIN 26.5	MIN 26.8	MIN 32.7	MIN 9.3
PPG 11.7	PPG 7.8	PPG 9.2	PPG 19.1	PPG 3.3
FG% 47.6%	FG% 38.8%	FG% 45.6%	FG% 49.1%	FG% 57.1%
3FG% 37.3%	3FG% 35.2%	3FG% 31.7%	3FG% 36.0%	REB 2.6
AST 3.5	AST 1.9	REB 4.9	REB 10.6	BLK 0.4

NUMERICAL ROSTER

NO.	NAME	POS.	HT.	WT.	YR.	EXP.	HOMETOWN / HIGH SCHOOL / PREVIOUS SCHOOL
0	Marcus Garrett	G	6-5	195	So.	1L	Dallas, Texas / Skyline HS
1	Dedric Lawson	F	6-9	235	RS-Jr.	TR	Memphis, Tenn. / Hamilton HS / Memphis
2	Charlie Moore	G	5-11	180	RS-So.	TR	Chicago, Ill. / Morgan Park HS / California
5	Quentin Grimes	G	6-5	210	Fr.	HS	The Woodlands, Texas / College Park HS
10	Elijah Elliott	G	6-3	185	Fr.	HS	Southlake, Texas / Carroll Senior HS
11	Devon Dotson	G	6-2	185	Fr.	HS	Charlotte, N.C. / Providence Day School
12	Chris Teahan	G	6-4	195	So.	1L	Leawood, Kan. / Rockhurst HS
13	K.J. Lawson	G	6-8	210	RS-So.	TR	Memphis, Tenn. / Hamilton HS / Memphis
20	Garrett Luinstra	G	6-2	155	Fr.	HS	Lawrence, Kan. / Lawrence Free State HS
22	Silvio De Sousa	F	6-9	245	So.	1L	Luanda, Angola / IMG Academy [Fla.]
24	Lagerald Vick	G	6-5	190	Sr.	3L	Memphis, Tenn. / Douglass HS
30	Ochai Agbaji	G	6-5	210	Fr.	HS	Kansas City, Mo. / Oak Park HS
33	David McCormack	F	6-10	265	Fr.	HS	Norfolk, Va. / Oak Hill Academy
35	Udoka Azubuike	C	7-0	270	Jr.	2L	Delta, Nigeria / Potter's House Christian Academy [Fla.]
44	Mitch Lightfoot	F	6-8	225	Jr.	2L	Gilbert, Ariz. / Gilbert Christian HS

COACHING STAFF

NAME	POSITION // YEAR AT KU	ALMA MATER // YEAR
Bill Self	Head Coach // 16th	Oklahoma State // 1985
Kurtis Townsend	Assistant Coach // 15th	Western Kentucky // 1982
Norm Roberts	Assistant Coach // 8th	Queens College // 1987
Jerrance Howard	Assistant Coach // 6th	Illinois // 2004
Brennan Bechard	Dir. of Operations // 8th	Kansas // 2009
Fred Quartlebaum	Dir. of S-A Development // 5th	Fordham // 1989
Jeremy Case	Video Coordinator // 4th	Kansas // 2005

PRONUNCIATIONS

Udoka Azubuike.....you-DOE-kuh az-uh-BOO-kee
 Silvio De Sousa.....deh-SOE-suh
 Devon Dotson.....DEH-vawn
 Dedric Lawson.....DEE-drik
 Garrett Luinstra.....loo-IN-struh
 Ochai Agbaji.....OCH-eye uh-BAH-gée

RADIO/TV ROSTER



0 **MARCUS GARRETT**
So. · G · 6-5 · 195
Dallas, Texas




1 **DEDRIC LAWSON**
R-Jr. · F · 6-9 · 235
Memphis, Tenn.




2 **CHARLIE MOORE**
R-So. · G · 5-11 · 180
Chicago, Ill.



5 **QUENTIN GRIMES**
Fr. · G · 6-5 · 210
The Woodlands, Texas



10 **ELIJAH ELLIOTT**
Fr. · G · 6-3 · 185
Southlake, Texas




11 **DEVON DOTSON**
Fr. · G · 6-2 · 185
Charlotte, N.C.



12 **CHRIS TEAHAN**
So. · G · 6-4 · 195
Leawood, Kan.



13 **K.J. LAWSON**
R-So. · G · 6-8 · 210
Memphis, Tenn.




20 **GARRETT LUINSTRA**
Fr. · G · 6-2 · 155
Lawrence, Kan.



22 **SILVIO DE SOUSA**
So. · F · 6-9 · 245
Luanda, Angola



24 **LAGERALD VICK**
Sr. · G · 6-5 · 190
Memphis, Tenn.



30 **OCHAI AGBAJI**
Fr. · G · 6-5 · 210
Kansas City, Mo.



33 **DAVID MCCORMACK**
Fr. · F · 6-10 · 265
Norfolk, Va.



35 **UDOKA AZUBUIKE**
Jr. · C · 7-0 · 270
Delta, Nigeria



44 **MITCH LIGHTFOOT**
Jr. · F · 6-8 · 225
Gilbert, Ariz.



BILL SELF
Head Coach
16th Season



KURTIS TOWNSEND
Assistant Coach
15th Season



NORM ROBERTS
Assistant Coach
Eighth Season



JERRANCE HOWARD
Assistant Coach
Sixth Season



BRENNAN BECHARD
Director of Operations
Eighth Season



FRED QUARTLEBAUM
Dir. of S-A Development
Fifth Season

TEXAS LONGHORNS

NO.	NAME	POS.	HT.	WT.	CL.	HOMETOWN / PREVIOUS SCHOOL(S)
0	Gerald Liddell	F	6-8	200	Fr.-HS	Cibolo, Texas / Steele HS
1	Andrew Jones	G	6-4	180	Jr.-2L	Irving, Texas / MacArthur HS
2	Matt Coleman III	G	6-2	180	So.-1L	Norfolk, Virginia / Oak Hill Academy
3	Courtney Ramey	G	6-3	185	Fr.-HS	St. Louis, Missouri / Webster Groves HS
4	Drayton Whiteside	G	6-0	156	Jr.-HS	Austin, Texas / Vandegrift HS
5	Royce Hamm Jr.	F	6-8	240	So.-1L	Houston, Texas / Aldine Davis HS
10	Jaxson Hayes	F	6-11	220	Fr.-HS	Loveland, Ohio / Cincinnati Moeller HS
12	Kerwin Roach II	G	6-4	180	Sr.-3L	Houston, Texas / North Shore HS
13	Jase Febres	G	6-5	190	So.-1L	Houston, Texas / Westfield HS
20	Jericho Sims	F	6-9	240	So.-1L	Minneapolis, Minnesota / Cristo Rey Jesuit HS
21	Dylan Osetkowski	F	6-9	250	Sr.-1L	San Diego, California / JSerra Catholic HS / Tulane
22	Blake Nevins	G	6-5	205	So.-HS	Cypress, Texas / Cypress Ranch HS
30	Brock Cunningham	F	6-6	215	Fr.-HS	Austin, Texas / Westlake HS
33	Kamaka Hepa	F	6-9	225	Fr.-HS	Barrow, Alaska / Jefferson HS [Oregon]
55	Elijah Mitrou-Long	G	6-1	185	Jr.-TR	Mississauga, Ontario, Canada / John Carroll [Md.] HS / Mount St. Mary's

Head Coach: Shaka Smart (Kenyon College '99)

Associate Head Coach: Darrin Horn; **Assistant Coaches:** Neill Berry, Jai Lucas

ABOUT KANSAS

No. 17/18 Kansas is 23-8 overall and finished 12-6 in Big 12 play after its 78-70 win against Baylor March 9. In all games, Kansas ranks in the top three in the Big 12 in scoring offense (second at 75.6), field goal percentage (third at 46.4) and field goal percentage defense (third at 40.7). KU has a +2.0 rebound margin and also averages 7.5 3-pointers made, 13.4 assists, 6.8 steals and 3.7 blocked shots per game. In Big 12 games, KU averaged 72.3 points and led the league in defensive rebounds (28.6).

Redshirt-junior F Dedic Lawson has posted four straight double-doubles after his 23 points and 14 rebounds against Baylor (3/9). He leads the Big 12 in scoring at 19.1 ppg, rebounding at 10.6 rpg and with 20 double-doubles, which ranks tied for seventh nationally. The Big 12 Newcomer of the Year and All-Big 12 First Team selection, Dedic Lawson has 15 games of 20 or more points and he is the only player in the league averaging a double-double. A three-time Big 12 Player of the Week (11/12, 11/26, 12/26) and five-time league newcomer of the week (12/3, 12/17, 1/14, 1/28, 2/11), Lawson leads KU with 33 blocked shots and his 1.1 blocks per game are fifth in the conference. Lawson is 10th in the Big 12 with a 49.1 field goal percentage.

his last four games and multiple threes in six of his last 10 games. He averages 7.8 points and 2.4 rebounds per contest.

After missing five games with a sprained ankle, sophomore G Marcus Garrett has been back the last four KU contests. In that span, Garrett is 14-for-28 (50.0 percent) from the field. Garrett ranks fourth in the Big 12 with 1.6 steals per contest. He scored 8.8 points in Big 12 play and overall averages 7.2 points and 3.6 rebounds per game and has 50 assists.

Other KU regulars include freshman F David McCormack (3.3 ppg, 2.6 rpg), redshirt-sophomore G K.J. Lawson (3.1 ppg, 2.0 rpg), redshirt-sophomore G Charlie Moore (3.1 ppg, 19 3-pointers) and junior F Mitch Lightfoot (2.5 ppg, 2.9 rpg). McCormack has started each of the last eight games and has averaged 15.0 points and 5.0 rebounds in his last two games. Lightfoot has averaged 5.0 rebounds in his last nine games.

ABOUT TEXAS

Located in Austin, Texas, with an enrollment of 51,334, Texas is 16-15 on the season and finished sixth in the Big 12 with an 8-10 league record. The Longhorns look to end a two-game losing streak after their 69-59 loss to TCU on March 9. Texas is coached by Shaka Smart who is 66-65 in his fourth season at UT and 229-121 in his 10th year overall. Texas is 2-1 on neutral courts this season.

Texas averages 71.2 points per game with a +4.1 scoring margin. The Longhorns rank in the top three in the Big 12 in 3-point field goals made (second at 8.5). UT averages 33.8 rebounds per game and also averages 12.9 assists, 6.0 steals and 4.1 blocked shots per contest.

Senior G Kerwin Roach II leads Texas in scoring at 15.0 points per game which is sixth in the Big 12. Roach's 45 3-pointers made are third-most on the team, as are his 74 assists. He pulls down 4.5 rebounds per game and has 31 steals. Freshman F Jaxson Hayes is a starter who leads the Big 12 in field goal percentage at 73.2 percent. He ranks third in the league in blocked shots at 2.3 per contest. Hayes scores 10.3 points and pulls down 5.1 rebounds per game.

Sophomore G Matt Coleman III leads Texas with 114 assists and he scores 10.2 points per game. Coleman has made 35 3-pointers this season. Senior F Dylan Osetkowski is third in the Big 12 in rebounds per game at 7.4. He leads UT in steals with 36 and scores 10.2 points per contest.

Sophomore G Jase Febres has 16 starts this season and he leads UT with 73 3-pointers made while his 2.4 threes per outing are third in the league. Febres averages 8.7 points per contest. Junior G Elijah Mitrou-Long is third on the team with 28 steals. He averages 6.0 points and 2.2 rebounds per game.

Other UT regulars include freshman G Courtney Ramey (8.0 ppg, 3.1 rpg), sophomore F Jericho Sims (3.9 ppg, 3.0 rpg), sophomore F Royce Hamm Jr. (2.3 ppg, 2.3 rpg) and freshman F Kamaka Hepa (2.0 ppg). Ramey's 46 3-pointers are second most on the team.

2018-19 QUICK FACTS

GENERAL INFORMATION

Location	Lawrence, Kan.
Enrollment	28,510
Founded	1866
Nickname	Jayhawks
School Colors	Crimson (Pantone 186) and Blue (Pantone 293)
Conference	Big 12
Chancellor	Douglas A. Girod
Athletics Director	Jeff Long
Deputy Athletics Director (MBB)	Sean Lester
Athletics Website	www.KUAthletics.com
Ticket Office Phone	1.800.34.HAWKS (42957)

HISTORY

Seasons of Basketball	121st
First Season	1888-89
All-Time Record (Win %)	2,271-857 (.726)
Conference Regular-Season Titles (last)	61 (2018)
Conference Postseason Tourn. Titles (last)	15 (2018)
NCAA Tournament Appearances (last)	47 (2018)
NCAA Tournament Record	107-46
Consecutive NCAA Appearances	29 (1990-pres.)
NCAA Final Four Appearances (last)	15 (2018)
NIT Appearances (last)	2 (1969)

ALLEN FIELDHOUSE

Year Opened (Seasons)	1955 (64th season)
Capacity	16,300
Consecutive Sellouts	291 games (Since 2001-02)
All-Time Record (Win %)	788-113 (.875)
Record under Bill Self (Win %)	.250-13 (.951)

COACHING STAFF

Head Coach	Bill Self (Oklahoma State, '85)
Record at KU	470-104 (16th season)
Overall Record	677-209 (26th season)
Assistant Coach	Kurtis Townsend (W. Kentucky, '82)
	15th season
Assistant Coach	Norm Roberts (Queens College, '87)
	Eighth season
Assistant Coach	Jerrance Howard (Illinois, '04)
	Sixth season

2017-18 REVIEW

Overall Record	31-8 (.795)
Big 12 Record (Finish)	13-5 (1st)
Home Record	14-4 (14-3 in AFH)
Road Record	7-3
Neutral Record	10-1
Big 12 Championship	No. 1 Seed / Champion
	vs. WVU - W, 81-70
NCAA Tournament	No. 1 Seed / Final Four
	vs. Villanova - L, 79-95
Associated Press Poll Ranking (final)	4
USA TODAY Coaches' Poll Ranking (final)	3

2018-19 TEAM INFORMATION

Letterwinners Returning / Lost	6 / 6
Starters Returning / Lost	2 / 3
Newcomers	9
Fr / So / Jr / Sr	5 / 5 / 3 / 1

COMMUNICATIONS

Chris Theisen	Assistant AD Communications (MBB)
Phone	785.331.9356
Email	theisen@ku.edu
Brad Gilbert	Asst. Communications Director (MBB)
Phone	785.424.4008
Email	bgilbert@ku.edu
Mailing Address	Kansas Athletics Communications
	1651 Naismith Drive, Parrott 1400
	Lawrence, KS 66045-4069
Main Office Phone	785.864.3417
Twitter/Instagram	@KUHoops
Facebook	/KansasBasketball
Hashtags	#KUBall #RockChalk #PayHeed

NCAA DI DOUBLE-DOUBLE LEADERS

RNK	PLAYER (SCHOOL)	GAMES	DOUBLE-DOUBLES
1	Devontae Cacok (UNC-Willington)	33	24
2	Nico Carvacho (Colorado St.)	31	22
t3	Mike Daum (South Dakota St.)	32	21
t3	Jordan Murphy (Minnesota)	31	21
t3	Ethan Happ (Wisconsin)	31	21
t3	Cletrell Pope (Bethune-Cookman)	30	21
t7	Dedic Lawson (Kansas)	31	20
t7	Bruno Fernando (Maryland)	31	20

Through games played on March 11, 2019

Freshman G Devon Dotson is averaged 12.3 ppg, 3.9 rpg, 3.8 apg and 1.3 spg in Big 12 play. Included was a 15-point and career-high-tying eight assists against West Virginia (2/16). Named the Wayman Tisdale National Freshman of the Week on Feb. 12, Dotson ranks 15th in the Big 12 in scoring (11.7), seventh in assists (3.5), 12th in field goal percentage (47.6), eighth in steals (1.4) and eighth in assist-to-turnover ratio (1.4).

Freshman G Ochai Agbaji is coming off an eight-rebound effort against Baylor, which were his most in seven games. He has seven games of 10 or more points, including three 20-point efforts. Agbaji has five games with multiple 3-pointers. Agbaji pulled his redshirt prior to the TCU game (1/9) and averages 9.2 points and 4.9 rebounds per contest.

Freshman G Quentin Grimes is 11-for-21 (52.4 percent) from 3-point range in his last four contests after his 3-for-4 effort from beyond the arc against Baylor (3/9). He is second on the team with 45 3-pointers made this season and he has made 14 treys in

2018-19 MEDIA INFORMATION

Weekly Press Conference

Bill Self will conduct press conferences throughout the season. Media members should contact the communications office for accurate dates and times. Video of the press conference will stream live on *ESPN+*. Remaining schedule: March 17.

JAYHAWK IMG RADIO NETWORK AFFILIATES

Abilene/Salina	KDJM-101.7 FM
Coffeyville	KGGF-104.1 FM
Concordia	KNCK-94.9 FM
Dodge City	KGNO-1370 AM
Emporia	KVOE-1400 AM
Fort Scott	KMDO-1400 AM
Fort Scott	KOMB-103.9 FM
Garden City	KBUF-1030 AM
Glen Elder	KZDY-96.3 FM
Goodland/Colby	KWGB-97.9 FM
Great Bend/Larned	KBGL-106.9 FM
Hays	KAYS-1400 AM
Hutchinson	KSKU-94.7 FM
Iola	KIOL-1370 AM
Kansas City	KCTE-1510 AM
Kansas City	KCTE-99.3 FM
Kansas City	WHB-810 AM
Lawrence (Flagship)	KLWN-1320 AM
Lawrence (Flagship)	KKSW-105.9 FM
Liberal	KSCB-1270 AM
Marysville	KNDY-95.5 FM
Parsons	KLKC-1540 AM
Parsons	KLKC-93.5 FM
Phillipsburg	KKAN-1490 AM
Phillipsburg	KQMA-92.5 FM
Russell	KRSL-95.9 FM
Topeka	KMAJ-1440 AM
Topeka	KWIC 99.3 FM
Wellington	KLEY-100.3 FM
Wichita	KFH-1240 AM
Wichita	KFH-97.5 FM

ASSOCIATED PRESS (AP)

MARCH 11, 2019

RANK	SCHOOL (FIRST PLACE VOTES)	RECORD	POINTS
1	Gonzaga (41)	29-2	1,572
2	Virginia (23)	28-2	1,559
3	North Carolina	26-5	1,474
4	Kentucky	26-5	1,373
5	Duke	26-5	1,298
6	Michigan State	25-6	1,226
7	Texas Tech	26-5	1,211
8	Tennessee	27-4	1,200
9	LSU	26-5	1,089
10	Michigan	26-5	1,041
11	Houston	29-2	963
12	Florida State	25-6	856
13	Purdue	23-8	831
14	Nevada	28-3	684
15	Kansas State	24-7	680
16	Virginia Tech	23-7	625
17	KANSAS	23-8	602
18	Buffalo	28-3	539
19	Wisconsin	22-9	466
20	Wofford	28-4	387
21	Maryland	22-9	319
22	Auburn	22-9	268
23	Marquette	23-8	109
24	Cincinnati	25-6	108
25	Villanova	22-9	80

OTHERS RECEIVING VOTES: UCF 62, VCU 53, Mississippi State 37, Utah State 34, **New Mexico State 16**, Louisville 11, Murray State 11, **Iowa State 8**, Temple 4, Clemson 3, Liberty 1

USA TODAY (COACHES)

MARCH 11, 2019

RANK	SCHOOL (FIRST PLACE VOTES)	RECORD	POINTS
1	Gonzaga	29-2	796
2	Virginia	28-2	772
3	North Carolina	26-5	735
4	Kentucky	26-5	684
5	Duke	26-5	632
6	Texas Tech	26-5	610
7	Michigan State	25-6	590
8	Tennessee	27-4	557
9	Louisiana State	26-5	515
10	Houston	29-2	496
11	Michigan	26-5	494
12	Purdue	23-8	471
13	Florida State	25-6	426
14	Kansas State	24-7	406
15	Virginia Tech	23-7	304
16	Buffalo	28-3	289
17	Nevada	28-3	277
18	KANSAS	23-8	267
19	Wisconsin	22-9	246
20	Wofford	28-4	191
21	Maryland	22-9	136
22	Marquette	23-8	105
23	Cincinnati	25-6	104
24	Auburn	22-9	76
25	Villanova	22-9	65

OTHERS RECEIVING VOTES: Central Florida 27, Mississippi State 26, VCU 21, Utah State 19, Hofstra 13, Washington 11, **Arizona State 11**, Murray State 10, **Iowa State 8**, Louisville 3, Seton Hall 3, Liberty 2, **Baylor 1**, UC Irvine 1

WEEK-BY-WEEK RANKINGS

WEEK	AP	COACHES	NCAA NET
Preseason	1 (37)	1 (14)	-
Nov. 12	2 (14)	-	-
Nov. 19	2 (7)	2	-
Nov. 26	2 (31)	2 (15)	11
Dec. 3	2 (19)	2 (10)	14
Dec. 10	1 (57)	1 (26)	6
Dec. 17	1 (56)	1 (27)	5
Dec. 24	5 (4)	5 (2)	16
Dec. 31	5 (4)	6	15
Jan. 7	7	9	16
Jan. 14	7	8	12
Jan. 21	9	10	19
Jan. 28	11	12	16
Feb. 4	13	14	17
Feb. 11	14	14	18
Feb. 18	12	12	18
Feb. 25	15	16	20
March 4	13	14	16
March 11	17	18	20
March 18			

() - First place votes in parenthesis

RANKINGS BREAKDOWN

	AP	COACHES
Weeks in Top 25	769 (284)	541 (297)
Weeks in Top 10	552 (210)	426 (223)
Weeks in Top 5	336 (130)	288 (142)
Weeks at No. 1	69 (29)	61 (30)
Most Consecutive Weeks in Top 25	199* (199*)	207* (207*)
Most Consecutive Weeks at No. 1	15 (9)	15 (9)
W-L vs Top 25	229-193 (98-48)	-
Home vs Top 25	90-47 (44-6)	-
Away vs Top 25	52-76 (23-21)	-
Neutral vs Top 25	87-70 (30-21)	-
W-L vs Top 10	100-107 (40-20)	-
Home vs Top 10	34-31 (14-2)	-
Away vs Top 10	21-36 (10-6)	-
Neutral vs Top 10	45-41 (16-12)	-

() - Bill Self era in parenthesis

* - Current Streak - longest active in the NCAA

2018-19 BIG 12 STANDINGS (AS OF 3.9.19)

Team	BIG 12							OVERALL						
	Record	Pct	Home	Away	Neutral	Streak	Record	Pct	Home	Away	Neutral	Streak		
Texas Tech	14-4	.778	8-1	6-3	0-0	W9	26-5	.839	17-1	6-3	3-1	W9		
Kansas State	14-4	.778	7-2	7-2	0-0	W3	24-7	.774	15-2	7-5	2-0	W3		
KANSAS	12-6	.667	9-0	3-6	0-0	W1	23-8	.742	17-0	3-8	3-0	W1		
Baylor	10-8	.556	6-3	4-5	0-0	L3	19-12	.613	13-5	5-6	1-1	L3		
Iowa State	9-9	.500	5-4	4-5	0-0	L3	20-11	.645	12-4	6-6	2-1	L3		
Texas	8-10	.444	6-3	2-7	0-0	L2	16-15	.516	12-6	2-8	2-1	L2		
Oklahoma	7-11	.389	5-4	2-7	0-0	L1	19-12	.613	11-4	5-7	3-1	L1		
TCU	7-11	.389	5-4	2-7	0-0	W1	19-12	.613	12-5	4-7	3-0	W1		
Oklahoma State	5-13	.278	3-6	2-7	0-0	W2	12-19	.387	8-7	2-10	2-2	W2		
West Virginia	4-14	.222	4-5	0-9	0-0	L1	12-19	.387	10-6	0-10	2-3	L1		

THE SERIES

In a series that dates back to 1938, Kansas leads Texas 32-9, including a 4-1 record in the Big 12 Championship with the last meeting a KU 85-73 win in the 2011 championship game. The two teams split the 2019 regular season with Kansas winning 80-78 on Jan. 14 in Allen Fieldhouse and Texas claiming victory, 73-63 on Jan. 29 in Austin. KU has won 10 of the last 11 meetings, 15 of the last 17 battles and 18 of the last 21 matchups, starting with the 2008 Big 12 Championship title game. Before Texas' 73-63 on Jan. 29, 2019, in Austin, KU's 10-straight series wins began Feb. 22, 2014, with an 85-54 win in Allen Fieldhouse.

Since the inception of the Big 12, Kansas holds a 28-8 record against Texas with a 24-7 mark in regular-season play and 4-1 record in the Big 12 Championship. Kansas head coach Bill Self is 22-9 all-time against Texas, including 22-7 while at KU. Texas head coach Shaka Smart is 2-7 versus Kansas, including 1-7 while at UT. Smart's 2011 VCU team defeated Kansas, 71-61, in the NCAA Tournament Southwest Region championship game in San Antonio.

A KANSAS WIN WOULD...

Make Kansas 24-8 give KU 24 victories for the 14th-consecutive season, beginning in 2005-06 ... Make KU 4-0 in neutral-site games this season and 14-1 over the last two seasons ... Make Kansas 21-3 in Big 12 Championship first games (1-0 in first round, 20-3 in quarterfinals) ... Advance KU to the conference tourney semifinals for the 20th time in Big 12 history and 38th time overall ... Improve Kansas to 75-27 in league tournament play and 45-11 at the Big 12 Championship ... Make Kansas 40-9 all-time in Sprint Center, including 2-0 this season ... Make the Kansas-Texas series 33-9 in favor of the Jayhawks, including 5-1 in Big 12 Championship history ... Make Bill Self 471-104 while at Kansas, 678-209 overall, 23-9 all-time versus Texas (23-7 while at KU) and 40-12 all-time in conference tournaments (31-7 while at KU) ... Make Kansas 2,272-857 all-time.

A KANSAS LOSS WOULD...

Make Kansas 23-9 ... Make Kansas 20-4 in Big 12 Championship first games (1-0 in first round, 19-4 in quarterfinals) ... Hand KU its first neutral-site loss this season and just its second neutral site loss in 15 games over the last two seasons ... Drop Kansas to 74-27 in league tournament play, including 44-12 in the Big 12 Championship ... Make Kansas 39-10 all-time in Sprint Center, including 1-1 this season ... Give Texas two-consecutive series wins against Kansas for only the second time in the series with the other in the 2003-04 season ... Make the KU-UT series 32-10 in favor of the Jayhawks ... Make Bill Self 470-105 while at Kansas, 677-210 overall, 22-10 all-time versus Texas (22-8 while at KU) and 39-13 all-time in conference tournaments (30-8 while at KU) ... Make Kansas 2,271-858 all-time.

LAST TIME OUT

For the 20th time in its history, Kansas posted an unbeaten record at Allen Fieldhouse as the No. 13/14 Jayhawks closed out the regular-season campaign with a 78-70 win over Baylor March 9. Redshirt-junior Dedric Lawson collected his 20th double-double of the year in scoring a team-high 23 points and 14 rebounds as the Jayhawks collected their 12th league win for the 19th-straight season.

The opening half was a back-and-forth affair, with neither team able to gain an advantage of more than five points. Freshman David McCormack was a force the Baylor defense had difficulty stopping over the first 20 minutes. The freshman forward poured in 10 of his 12 points on the day in the opening half, including three-straight field goals to help KU build a 22-18 lead with just under eight minutes to play in first frame.

Kansas jumped on the Bears in the minutes following the intermission. Devon Dotson and McCormack each converted on lay-ups before Lawson tallied a pair of buckets to push the KU lead to 40-29 less than three minutes into the second half.

Kansas kept the visitors at arm's length from there as Lawson's prowess from the free throw line and a pair of 3-pointers from Quentin Grimes. Grimes' triple at the 11:18 mark put the Jayhawks ahead 54-40.

Lawson led the team in scoring for the fifth-straight game, scoring 23 points, which included an 11-of-12 clip from the charity stripe. Dotson added 15 points to go along with three rebounds and a pair of steals, while McCormack finished with 12 points on 6-of-9 shooting as well as pulling down five rebounds.

BAYLOR LEFTOVERS & NOTABLES

- The win gave Kansas 23 victories for the 30th-consecutive season, beginning in 1989-90.
- The victory also gave KU 12 league victories for the 19th-straight year, beginning in 2000-01.
- Kansas has now won 36-straight home season finale wins, a streak which started in 1983-84.
- The win also concluded Kansas' 20th undefeated season in Allen Fieldhouse and its first since going 16-0 in 2015-16.
- KU went 17-0 at home this season and extended its home court winning streak to 21 games, 20 in Allen Fieldhouse
- Since Texas Tech (Feb. 23) shot 61.5 percent from beyond the arc, the Jayhawks have not allowed an opponent to shoot better than 40 percent from 3-point range in the four games since.
- Baylor's 22 second-chance points were the most by a KU opponent this season, and the most since Oklahoma State tallied 26 points off offensive boards on Feb. 3, 2018.
- Redshirt-junior F Dedric Lawson tallied his 20th double-double of the season and the 56th of his career as he scored 23 points and hauled in 14 rebounds. He is now in sole possession of fifth place on Kansas' single-season double-doubles list.
- Lawson became just the third Jayhawk to tally 20 double-doubles in a season during the Bill Self era. (Thomas Robinson - 27 in 2012, and Cole Aldrich - 21 in 2009.)
- Lawson finished with a team and season-high 11 made free throws. It was the third time this season Lawson has finished with double-digit makes from the free throw line and his first time since Dec. 1, 2018, against Stanford.
- Over his last four games, Lawson is 29-for-31 (93.5 percent) from the free throw line.
- Freshman G Devon Dotson moved into 12th place all-time for total points scored in a single season as a freshman with 364.



NCAA TOP-150



BIG 12 TOP-10

STATISTIC RANKINGS

(as of 3.10.2019)

	STAT	NCAA	BIG 12
W-L%	.742	39th	3rd
SCORING	75.6	101st	2nd
SCORING DEFENSE	70.1	-	7th
SCORING MARGIN	+5.5	85th	4th
REBOUNDING	37.7	61st	3rd
REBOUNDING DEF.	35.4	-	9th
REBOUNDING MARGIN	+2.0	117th	5th
ASSISTS	13.4	-	6th
ASSIST-TO RATIO	1.0	-	9th
TURNOVER MARGIN	+0.1	-	5th
STEALS	6.8	106th	5th
BLOCKED SHOTS	3.7	128th	7th
FG%	46.4	69th	3rd
FG% DEF.	40.7	30th	3rd
3FG MADE	7.5	-	6th
3FG%	35.5	118th	4th
3FG% DEF.	33.8	148th	6th
FT%	69.5	-	4th

INDIVIDUAL (ALL GAMES)

SCORING

Dedric Lawson	19.1	67th	1st
---------------	------	------	-----

FIELD GOAL PERCENTAGE (MIN. 5 MADE PER GAME)

Dedric Lawson	49.1	127th	3rd
---------------	------	-------	-----

FREE THROWS MADE

Dedric Lawson	147	54th	1st
Devon Dotson	98	-	4th

FREE THROWS ATTEMPTED

Dedric Lawson	183	70th	1st
---------------	-----	------	-----

FREE THROW PERCENTAGE

Dedric Lawson	80.3	-	4th
Devon Dotson	77.8	-	5th

REBOUNDING

Dedric Lawson	10.6	12th	1st
---------------	------	------	-----

DEFENSIVE REBOUNDS

Dedric Lawson	7.5	21st	1st
---------------	-----	------	-----

OFFENSIVE REBOUNDS

Dedric Lawson	3.1	35th	2nd
---------------	-----	------	-----

ASSISTS

Devon Dotson	3.5	-	7th
--------------	-----	---	-----

STEALS

Marcus Garrett	1.6	122nd	4th
----------------	-----	-------	-----

BLOCKS

Dedric Lawson	1.1	-	5th
---------------	-----	---	-----

DOUBLE-DOUBLES

Dedric Lawson	20	7th	1st
---------------	----	-----	-----

2018-19 ACCOLADES

TEAM

NIT Season Tip-Off Champion
Preseason No. 1 in Associated Press Poll
Preseason No. 1 in USA TODAY Coaches' Poll
Preseason No. 1 in Big 12 Conference Coaches' Poll

OCHAI AGBAJI

Big 12 Newcomer of the Week (2.4.19)

UDOKA AZUBUIKE

Academic All-Big 12 First Team
Kareem Abdul-Jabbar Center of the Year Award Candidate (1 of 20)
Preseason All-Big 12 Honorable Mention

DEVON DOTSON

All-Big 12 Third Team
Big 12 All-Freshman Team
USBWA Wayman Tisdale Freshman of the Week (2.12.19)
Big 12 Newcomer of the Week (12.31.18)
Bob Cousy Point Guard of the Year Award Candidate (1 of 20)

MARCUS GARRETT

Big 12 All-Defensive Team

QUENTIN GRIMES

Big 12 Newcomer of the Week (11.12.18)
Wooden Award Preseason Watch List (1 of 50)
Naismith Trophy Watch List (1 of 50)
Jerry West Shooting Guard of the Year Candidate (1 of 20)
Preseason Big 12 Freshman of the Year
Preseason All-Big 12 Honorable Mention

DEDRIC LAWSON

Sporting News Second Team All-American (3.11.19)
Big 12 Newcomer of the Year
All-Big 12 First Team
Big 12 All-Newcomer Team
Karl Malone Power Forward of the Year Award Finalist (1 of 5)
Naismith Trophy Semifinalist (1 of 10)
Naismith Trophy Midseason Team (1 of 30)
co-Big 12 Newcomer of the Week (2.11.19)
Karl Malone Power Forward of the Year Award Watch List (1 of 10)
Oscar Robertson Trophy Final Midseason Watch List (1 of 12)
Wooden Award Late Season Watch List (1 of 20)
co-Big 12 Newcomer of the Week (1.28.19)
Sporting News Midseason First Team All-American (1.15.19)
Big 12 Newcomer of the Week (1.14.19)
Wooden Award Midseason Watch List (1 of 25)
Big 12 Player of the Week (12.26.18)
Oscar Robertson Trophy Midseason Watch List (12.21.18)
Big 12 Newcomer of the Week (12.17.18)
Big 12 Newcomer of the Week (12.3.18)
Big 12 Player of the Week (11.26.18)
NIT Season Tip-Off MVP & All-Tournament Team
Big 12 Player of the Week (11.12.18)
Wooden Award Preseason Watch List (1 of 50)
NABC Player of the Year candidate (1 of 20)
Naismith Trophy Watch List (1 of 50)
Preseason Associated Press All-America
Karl Malone Power Forward of the Year Award Candidate (1 of 20)
Preseason All-Big 12 First Team

CHARLIE MOORE

Academic All-Big 12 First Team

LAGERALD VICK

Big 12 Player of the Week (12.3.18)
NIT Season Tip-Off All-Tournament Team
Big 12 Player of the Week (11.19.18)

KANSAS AT THE PHILLIPS 66 BIG 12 CHAMPIONSHIP

- KU's 11 Big 12 Championship titles are more than any other school in the league. Iowa State is second with four titles, while Oklahoma (3) and Oklahoma State (2) are the only other current schools to have won a Big 12 tourney. Kansas won the first three events 1997-98-99, then the 2006-07-08-10-11-13-16-18 titles. KU is 11-2 in tourney title games, having only lost the 2002 title to Oklahoma and the 2015 title to Iowa State.
- Kansas is the only team to have won at least 40 games in the Big 12 Championship. The Jayhawks are 44-11 (80.0 percent) in the event. Texas (26-22, 54.2), Oklahoma State (23-19, 54.8) and Oklahoma (22-19, 53.7 percent) are the only other schools above .500 in the event.
- With a 30-7 (81.1 percent) record, KU head coach Bill Self has the highest winning percentage in Big 12 Championship history with more than one tournament (Frank Haith went 3-0 at Missouri in 2012).
- Kansas has been the No. 1 seed 15 times (1997-98-2002-03-07-09-10-11-12-13-14-15-16-17-18), No. 2 seed four times (2001-05-06-08), No. 3 seed three times (1999-2004-19) and was the No. 5 seed in 2000.
- Kansas has won 20 of its 22 first games in the Big 12 Championship with the 2009 loss to Baylor and 2017 loss to TCU being the only blemishes. The Jayhawks are 1-0 in opening-round games and 19-3 in quarterfinal contests. In 2000 KU was the No. 5 seed, won its first game and lost in the quarterfinals. All of KU's other first games were in the quarterfinals.
- KU has reached the semifinals in 19 of the 22 Big 12 Championships. The Jayhawks did not reach the 2000, 2009 or 2017 semis.
- Kansas has won eight of its 11 Big 12 titles as the No. 1 seed – 1997, 1998, 2007, 2010, 2011, 2013, 2016 and 2018. KU was the No. 3 seed in its 1999 title run and the No. 2 seed in 2006 and 2008. The lowest seed to win the event was a No. 4 seed Iowa State in 2017.
- Kansas has had 46 conference championship all-tournament selections, including 29 in the 22-year history of the Big 12 Championship. Last year, Malik Newman was Most Outstanding Player of the event.

KANSAS IN KANSAS CITY

Kansas City has been a second home for KU over the years. The Jayhawks' first-ever game -- a 16-5 loss to Kansas City YMCA on Feb. 3, 1899 -- was played in Kansas City. The March 14, 2019, Big 12 Championship quarterfinal will mark KU's 309th all-time game played in Kansas City, and its 49th in Sprint Center. Excluding exhibition contests, KU is 39-9 in Sprint Center including winning the 2008, 2010, 2011, 2013, 2016 and 2018 Big 12 Championships in the venue and the 2012 and 2016 CBE Hall of Fame Classics.

MORE ON THE JAYHAWKS IN KANSAS CITY

- Beginning in 1984-85, Kansas has played at least one regular-season game, be it in a tournament or a home contest, in Kansas City in 30 of the last 33 seasons. KU only missed 1987-88, 1990-91 and 1996-97 and in those seasons the Jayhawks played league tournament or NCAA Tournament postseason games in KC.

- KU is 225-83 in games played in Kansas City.
- KU played 106 games in Kemper Arena with an 81-25 record. Kansas went 26-4 in Kemper Arena from 1997 until 2006, when it played its last game in the venue. Included in that run were Big 12 Championship titles in 1997, 1998 and 1999.
- Kemper Arena was the host of the 1988 NCAA Final Four when the Jayhawks won the national championship.
- Kansas has won a mind-boggling 27 conference tournaments (13 holiday conference tourneys and 14 postseason league titles) with 25 of those in Kansas City. The lone two titles not in KC were in 2006 in Dallas and 2007 in Oklahoma City.

KANSAS CONFERENCE TOURNAMENT TITLES IN KC

Municipal Auditorium (Conference Holiday Tournament) – 1951, 1953, 1956, 1957, 1962, 1964, 1965, 1966, 1968, 1970

Kemper Arena (*Big Eight Holiday Tournament) – *1974, *1977, *1978, 1981, 1984, 1986, 1992, 1997, 1998, 1999, 2006, 2007

Sprint Center – 2008, 2010, 2013, 2016, 2018

KANSAS IN SPRINT CENTER

In the 11-plus seasons since its opening, Sprint Center has been a welcome site for Kansas basketball, with the Jayhawks holding a 39-9 record in the venue. Below is a breakdown of how KU has fared in the venue. Not included are three exhibition victories for KU, two versus Canada while prepping for the 2015 World University Games, and an October 2017 fundraising win against Missouri.

KANSAS AT SPRINT CENTER YEAR-BY-YEAR

SEASON	RECORD	NOTES
2007-08	4-0	Big 12 Champ. Title
2008-09	1-2	
2009-10	4-0	Big 12 Champ. Title
2010-11	4-0	Big 12 Champ. Title
2011-12	1-2	
2012-13	8-0	CBE Title, Big 12 Title, NCAA 1st/2nd
2013-14	2-1	
2014-15	3-1	Big 12 Champ. Finalist
2015-16	4-0	Big 12 Champ. Finalist
2016-17	4-2	CBE Classic Title
2017-18	3-1	Big 12 Champ. Title
2018-19	1-0	
Overall	39-9	81.3 winning %

TRIO OF JAYHAWKS EARN ALL-BIG 12 HONORS

Highlighted by Big 12 Newcomer of the Year Dedric Lawson, Kansas is well represented on the men's basketball 2018-19 All-Big 12 Team selected by the conference coaches, the league announced March 10.

Lawson was selected the Big 12 Newcomer of the Year and a unanimous selection for All-Big 12 First Team. The redshirt-junior forward was joined on the all-league team by KU guard Devon Dotson, who was third team honoree and also selected to the Big 12 All-Freshman Team. Sophomore Marcus Garrett was named to the Big 12 All-Defensive Team. Coaches were not allowed to vote for players from their own team.

UP NEXT



at **BIG 12 CHAMPIONSHIP SEMIFINALS**
Friday, March 15
Kansas City, Mo.
Sprint Center (18,972)
8:30 p.m. • ESPN2

Should Kansas win, the Jayhawks will play in the semifinals on Friday, March 15, at 8:30 p.m. (Central) on ESPN2.

KU would face the winner of the No. 2 Texas Tech vs. No. 7 Oklahoma/No. 10 West Virginia contest. Kansas is 21-16 all-time in conference tournament semifinals, including 13-6 in the Big 12 Championship.

THIS DAY IN KANSAS BASKETBALL HISTORY

MARCH

14

Kansas is 12-5 all-time in games on March 14

March 14, 2008: Kansas only needed 19 field goals to outduel the Nebraska Cornhuskers in a 64-54 win in the quarterfinals in the Big 12 Championship in Kansas City's Sprint Center. KU guards Sherron Collins and Mario Chalmers scored 13 and 12 points, respectively, while forward Darnell Jackson added 12 points and nine rebounds in the win. After Nebraska held KU to just 22 first-half points, the Jayhawks outscored the Cornhuskers 42-27 in the second half to advance to the semifinals of the first Big 12 Championship held in the then-one-year-old Sprint Center. Kansas went on to win the tournament with an 84-74 victory over the No. 1 seed Texas Longhorns.

Lawson is the second-consecutive Jayhawk to be named Big 12 Newcomer of the Year as Malik Newman earned the honor in 2017-18. Dating back to the Big Eight Conference, Lawson is the 10th Kansas player to be named its conference's newcomer of the year.

In the 23-year history of the conference, Kansas lays claim to a league-best 119 All-Big 12 selections which includes first-, second-, third-, honorable mention, all-defensive, all-freshman and all-newcomer team honorees. Texas is second with 94. Lawson gives Kansas a first-team selection for the 19th-consecutive season and the 21st time in the history of the league. Kansas has 22 All-Big 12 First Team choices in the 16 seasons under head coach Bill Self.

LOOKING BACK AT "THE STREAK"

With Kansas failing to win this season's Big 12 regular-season title, it will bring an end to one of the more remarkable streaks in the history of collegiate basketball. From 2005-18, the Jayhawks won or shared 14-consecutive league titles, a mark which topped UCLA's previous collegiate record of 13-straight league championships. Here are some "nuggets" from Kansas' NCAA record 14-straight conference titles:

- Kansas won the title outright 10 times and shared it four times (2005, 2006, 2008 and 2013). Overall, Kansas has won 18 of the 23 Big 12 regular-season titles (78.2 percent), with those four seasons being the only ties. Texas is second with three titles (13.0 percent), Iowa State third with two, while Kansas State, Oklahoma and Oklahoma State have one each.
- In the 14-year streak, including the four ties and the two-game edge in 2018, Kansas won the Big 12 regular-season title by an average of 1.4 games. Twice, in 2009-10 and 2016-17, Kansas won the Big 12 regular-season title by four games.
- In the 14-year streak, 89 Jayhawks saw action during conference play, helping contribute to the run of titles. That list includes five players on this season's roster: Udoka Azubuike, Silvio De Sousa, Mitch Lightfoot, Lagerald Vick and Chris Teahan.
- In Kansas' national championship season, 2007-08, the Jayhawks won the fourth of the 14-straight Big 12 Conference titles.
- Matt Kleinmann, Landen Lucas, Brady Morningstar, Travis Releford, Tyler Self, Jamari Traylor, Conner Teahan and Jeff Withey each won five Big 12 regular-season titles, as they were redshirts during their KU careers. Teahan is the only KU player in the streak to have been on two Final Four teams in 2008 and 2012.
- In 2005, George W. Bush was beginning his second term as the 43rd President of the United States. Barack Obama, the 44th President, would serve two terms and current Commander-In-Chief, Donald Trump, the 45th President, giving the streak three sitting U.S. commanders.
- The last time Kansas failed to claim the regular-season Big 12 title (2004), Facebook was less than a year old, Twitter had not yet been launched, current KU football coach Les Miles was at the helm at Oklahoma State and current KU freshman guard Ochai Agbaji was three years old.

KU NAVIGATING THE TOUGHEST SLATE IN THE NCAA

The NCAA Evaluation Tool ("NET") has shown that, not only have the Jayhawks endured the strongest schedule in the nation, but have tallied some of the more impressive wins among the 353 teams in Division I. Kansas's strength of schedule ranks No. 1 in the latest NET breakdown (March 10), with the Jayhawks playing opponents that have an average NET ranking of 60th, a figure that leads the nation.

The Jayhawks have also collected some impressive wins during this gauntlet of a schedule, claiming 10 wins against teams in "Quadrant 1" (Home 1-30, Neutral 1-50, Away 1-75). KU is one of only four teams in the nation with double-figure Quad 1 wins (Michigan State - 11, Virginia - 10, Kentucky - 10).

TOP-5 STRENGTH OF SCHEDULE RANKINGS

SOS	TEAM	AVG OPP. NET (RNK)	QUAD 1 RECORD
1	KANSAS	58 (1st)	10-7
2	Duke	85 (13th)	8-4
3	Louisville	91 (30th)	4-10
4	North Carolina	87 (19th)	9-5
5	Penn St.	74 (6th)	3-12

LAWSON COLLECTION OF NATIONAL ACCOLADES GROWS

Redshirt-junior Dedric Lawson has had a quickly growing collection of accolades that have him among a small list of players on watch for national awards come season's end. Here is a quick rundown of the recent announcements that included Lawson:

- Lawson was named to the 2018-19 *Sporting News All-America Second Team*, the publication announced March 10. It marked the third-straight season a Jayhawk was named to a TSN All-America Team.
- On March 9, Lawson was named to the **John R. Wooden Award** presented by Wendy's final ballot by the Los Angeles Athletic Club. Kansas has had representation each of the last two seasons at the Wooden Award ceremony as Frank Mason III won the award in 2017 and Devonte' Graham was a finalist last year. Lawson is vying to become the third Jayhawk to win the honor with Mason in 2017 and Danny Manning in 1988.
- On Feb. 6, Lawson was named one of 12 to the **Oscar Robertson Trophy** Final Midseason Watch List by the USBWA. Like the Wooden, the Oscar Robertson Trophy recognizes the national player of the year. Frank Mason III was the first KU player to win the Oscar Robertson Trophy in 2017.
- On March 6, Lawson was one of 10 semifinalists for the **Naismith Trophy**, by the Atlanta Tip Off Club. KU's Frank Mason III won the honor in 2017 as did Danny Manning in 1988. The Naismith Trophy will announce its four finalists on March 19.
- On March 7, Lawson was named one of five finalists for the **Karl Malone Power Forward of the Year Award** by the Naismith Hall of Fame. Established in 2015, the Karl Malone Power Forward of the Year will be named April 12, 2019.

Pay Heed, All Who Enter:
BEWARE OF "THE PHOG"

NATIONAL CHAMPIONS

1922, 1923, 1952, 1988, 2008

BIG 12 CHAMPIONS

1997*, 1998*, 1999^, 2002, 2003, 2005,
2006*, 2007*, 2008*, 2009, 2010*, 2011*,
2012, 2013*, 2014, 2015, 2016*, 2017, 2018*

*Regular season titles listed
* - Regular season & tournament champions
^ - Tournament champions only*

- Kansas has 2,271 all-time victories, second most in NCAA Division I history (Kentucky - 2,286).
- From the 2008-09 season to the present (11 seasons) Kansas has held 373 of its 400 opponents under 50 percent shooting.
- KU has held opponents to fewer than 100 points in 587 of its last 589 games. The last team to score 100 on Kansas in a 40-minute game was Oklahoma (100-78) on Feb. 27, 1990.
- The Jayhawks have not been slotted outside the top-15 in the Associated Press Top-25 poll since Jan. 6, 2014. A streak which now spans over more than five seasons.
- The Jayhawks have won 20 of their last 22 regular-season games against AP top-10 teams. Under Bill Self, KU is 40-20 against top-10 opponents, a figure that includes postseason play.
- KU has now won at least 12 league games for 19-straight years, which is the longest active streak in the nation.
- Kansas won its 1,100th all-time conference game with a 72-67 win against Oklahoma State (3/2/19). The Jayhawks won their 300th Big 12 game vs. Oklahoma (2/19/18).
- Each KU senior class since 1986-87 has won at least 100 games. Last year's fourth-year seniors Devonte' Graham and Sviatoslav Mykhailiuk amassed 121 wins.
- Entering 2018-19, Bill Self has won 25 or more games in each of his last 13 seasons as a head coach.
- Kansas is the only team in the Big 12 to have a .500 winning percentage or better series record against every conference foe.
- Kansas is first in the conference in wins with a 314-70 record in Big 12 regular-season games. Texas is next at 233-150. Including the league postseason championship, Kansas is tops at 358-81, while Texas is second at 258-172.
- KU is the only Big 12 school to have won a regular-season championship with two different coaches (Roy Williams and Bill Self).
- Under Bill Self, Kansas is 128-8 (94.1 percent) in Big 12 home games: 8-0 in 2004, 7-1 in 2005, 7-1 in 2006, 7-1 in 2007, 8-0 in 2008, 8-0 in 2009, 8-0 in 2010, 7-1 in 2011, 9-0 in 2012, 8-1 in 2013, 9-0 in 2014, 9-0 in 2015, 9-0 in 2016, 8-1 in 2017, 7-2 in 2018 and 9-0 in 2019.
- Under Bill Self, Kansas has experienced only one regular-season conference sweep by a Big 12 opponent. In 111 regular-season Big 12 home-and-home series during the Self era, Kansas has 73 sweeps, 37 splits and has been swept once.

KU BY THE NUMBERS

14	Consecutive conference regular-season titles - 2005-06-07-08-09-10-11-12-13-14-15-16-17-18, a KU record and the longest in NCAA history.
15	30+ win seasons, including 2017-18, which ties an NCAA record.
16	Streaks of 10 or more consecutive wins in the Bill Self era, including the 10-straight to start the 2018-19 season.
18	Big 12 Conference regular-season championships for KU in the league's 22-year existence.
20	Undefeated home seasons at Allen Fieldhouse, including 2007-08, 2008-09, 2009-10, 2011-12, 2014-15, 2015-16 and 2018-19 under Bill Self.
20	Times a KU player or coach has been inducted into the Naismith Basketball Hall of Fame, which includes current head coach Bill Self.
23	Championships for Kansas in the Bill Self era - 14 Big 12 regular-season titles, eight Big 12 postseason championships and one NCAA.
23	Or more victories for Kansas in each of the past 30 seasons beginning in 1989-90.
25	Consecutive seasons Kansas has won 10 or more league games, starting in 1995 (56 times overall), which is the longest active streak in the nation.
29	Consecutive seasons KU has made the NCAA Tournament, the longest active streak in the nation and best all-time.
30	Consecutive seasons Kansas has won 20 or more games, including 2018-19 , the longest active streak in the NCAA, which began in 1989-90.
30	Consensus All-America First Team selections, including Devonte' Graham in 2017-18, the most of any NCAA Division I school.
31	Consecutive seasons Kansas has led its conference in home attendance, beginning in 1986-87.
61	Conference regular-season championships, most in NCAA Division I.
130.4	Decibels reached inside of Allen Fieldhouse on Feb. 13, 2017, when the arena broke the Guinness Book of World Records mark for loudest crowd roar at an indoor sports event.
197	Kansas victories from the 2006-07 to 2011-12 seasons, the most in NCAA Division I history in a six-year span.
291	Consecutive sellouts in Allen Fieldhouse, dating back to 2001-02.
470	Victories for Bill Self, now in his 16th season at Kansas. He was the fastest KU coach to reach 450 wins and is the second-winningest coach in KU history.
788	All-time Kansas victories inside Allen Fieldhouse. The historic building opened in 1955 and KU holds a 788-113 record in its home venue.
2,271	All-time Kansas men's basketball victories; second-most in NCAA Division I history.

YOUTH MOVEMENT

Kansas has one of the youngest teams in the nation having started four freshmen in each of its last eight games. In KU's 18 conference games, the Jayhawk freshmen have accounted for 47.1 percent of the minutes played and 43.7 percent of the scoring.

KANSAS CLASS BREAKDOWN IN BIG 12 PLAY		
CLASS	% OF MIN PLAYED	% OF PTS SCORED
Senior	8.4%	9.7%
Junior	23.5%	30.0%
Sophomore	21.0%	16.6%
Freshman	47.1%	43.7%

KANSAS STREAKING AT HOME (AGAIN)

The Jayhawks are once again building an impressive winning streak on their home court, something that has been a common occurrence in Lawrence over recent decades. KU has won 21-straight home games, 20 of which have come at Allen Fieldhouse (Dec. 8, 2018 win at Sprint Center considered a home game). The streak currently ranks as the fourth-longest active among NCAA DI schools. KU's last home loss came to Oklahoma State on Feb. 3, 2018.

Kansas has now posted home-court winning streaks of 20 games or more 15 times, with 11 of those streaks coming at Allen Fieldhouse. The program record is 69-straight home wins from Feb. 7, 2007 to Jan. 22, 2011. That streak is a Big 12 record and the 11th-longest in NCAA DI history.

NCAA DI LONGEST ACTIVE HOME COURT WINNING STREAKS			
TEAM	STREAK	STARTED	NEXT HOME GAME
Tennessee	26	1/06/18	None this season
Buffalo	26	12/09/17	None this season
Gonzaga	22	1/27/18	None this season
KANSAS	21	2/6/18	None this season

DOUBLE-DOUBLE MACHINE

After his 23 points and 14 rebounds against Baylor (3/9), redshirt-junior F Dedric Lawson posted his Big 12-leading 20th double-doubles this season, including four straight, nine of his last 14 contests and 12 in his last 19 outings. Lawson entered the 2018-19 season with 36 double-doubles in his two seasons at Memphis. He had 17 as a freshman in 2015-16 and 19 as a sophomore in 2016-17.

Lawson's 56 career double-doubles are fourth on the NCAA Division I active list. Lawson is the only non-senior on the NCAA Division I top-10 list.

Lawson is also already making his impact on the Kansas single-season double-double chart. His 20 DDs are fifth on the school's top-10 list of single-season double-doubles. Thomas Robinson holds the record with 27 DDs in the 2011-12 season.

ACTIVE NCAA DI CAREER DOUBLE-DOUBLE LEADERS			
RNK	PLAYER (TEAM)	GMS	DOUBLE-DOUBLES
1	James Thompson VI (E. Mich.)	132	73
2	Jordan Murphy (Minnesota)	128	66
3	Devontae Cacok (UNC-Williamington)	129	59
4	Dedric Lawson (Memphis/Kansas)	96	56
5	Mike Daum (South Dakota State)	136	53

Through games played on March 11, 2019

KANSAS VS. TOP-25 TEAMS

With its win versus then-No. 23 Kansas State (2/25), Kansas is 8-3 against top-25 teams in 2018-19. Under Bill Self, KU is 98-48 against AP-ranked opponents. In his first 16 seasons at KU, Self's Jayhawks have collected four wins or more over top-25 ranked foes in 13 of those seasons, which includes a 43-19 record from 2014-present.

KU's record against top-10 ranked opponents is even more impressive. KU is 18-5 against foes ranked inside the top-10 of the AP poll since 2013-14, including 2-1 this season and 4-1 in 2017-18. Last season, KU's top-10 wins included Kentucky, West Virginia, Texas Tech and Duke. Since Bill Self's first season, the Jayhawks are 13-3 against AP top-10 teams inside Allen Fieldhouse, which includes KU's current streak of nine-straight home victories against top-10 foes.

KU VS. AP TOP-25 TEAMS UNDER SELF		
SEASON	RECORD	VS. TOP-10
2018-19	8-3	2-1
2017-18	8-4	4-1
2016-17	6-3	5-1
2015-16	12-4	4-1
2014-15	10-6	0-1
2013-14	7-2	3-0
2012-13	5-2	2-1
2011-12	7-5	6-4
2010-11	5-1	1-1
2009-10	8-1	2-0
2008-09	3-3	1-2
2007-08	5-2	3-0
2006-07	5-2	2-2
2005-06	3-3	1-2
2004-05	4-2	3-1
2003-04	2-5	1-2
TOTAL	98-48	40-20

AZUBUIKE, MOORE NAMED TO ACADEMIC ALL-BIG 12

Kansas men's basketball junior Udoka Azubuike and redshirt-sophomore Charlie Moore were named to the Academic All-Big 12 First Team, announced by the league office on Feb. 28.

This is the second-straight season Azubuike, from Delta, Nigeria, has been named Academic All-Big 12 as he was a second-team selection in 2017-18. Moore, from Chicago, is earning the honor for his first time, which is also the first time he was eligible.

Kansas has a league-leading 59 all-time Academic All-Big 12 honorees since the inception of the conference in 1996-97. Texas is second with 54 and Oklahoma third with 50. KU has 44 Academic All-Big 12 First Team honorees and 15 second-team selections.

TOUGH COMPETITION

Many talk about how tough the Kansas schedule is for 2018-19. One look at KU's nonconference opponents shows that six foes were preseason selections in their respective league races, with an additional five picked for second-place finishes. Five teams went on to finish to win at least a share of its 2018-19 league title.

KU'S NONCON OPPONENTS IN PRESEASON LEAGUE POLLS		
CONFERENCE	OPPONENT	PRE PICK / FINISH
America East	Vermont (W, 86-68)	1st / 1st
Big East	Villanova (W, 74-71)	1st / 1st
	Marquette (W, 77-68)	2nd / 2nd
Big Ten	Michigan St. (W, 92-87)	1st / t1st
Mid-American	Eastern Michigan (W, 87-63)	1st / 3rd
Pac-12	Arizona State (L, 76-80)	6th / 2nd
	Stanford (W, 90-84 ot)	9th / t8th
SEC	Kentucky (L, 63-71)	1st / t2nd
	Tennessee (W, 87-81 ot)	2nd / t2nd
Southern	Wofford (W, 72-47)	2nd / 1st
Summit	South Dakota (W, 89-53)	2nd / t5th
Sun Belt	Louisiana (W, 89-76)	2nd / 5th
WAC	New Mexico St. (W, 63-60)	1st / 1st

Preseason polls included both those from coaches and media panels

TOP-10 TRIUMPHS

The loss at then-No. 8 Kentucky on Jan. 26, ended one of the more remarkable regular-season streaks in the nation. The Jayhawks won 13-straight regular-season games over teams ranked in the top-10 of the AP poll, which included two wins this season (92-87 vs. then-No. 10 Michigan St., 87-81 vs. then-No. 5 Tennessee). Since the 1996-97 season, no other team in the nation has strung together more than seven regular-season wins over top-10 foes. Prior to the Kentucky loss, KU's last regular-season loss to a top-10 came to then-No. 1 Kentucky in the 2014 Champions Classic (11/18/14).

Even more impressive, prior to its Champions Classic loss to the Wildcats in 2014, the Jayhawks amassed a streak of seven-straight regular-season top-10 victories. This means that Kansas is an astounding 20-2 in its last 22 regular-season contests against top-10 ranked squads. Since Bill Self took the reins of the Jayhawks in 2003, KU is 40-20 against top-10 teams, which includes postseason play.

LONGEST REGULAR-SEASON WIN STREAKS VS. AP TOP-10 OPPONENTS (SINCE 1996-97)

SCHOOL	CONSEC. WINS	DATES
KANSAS	13	1/4/16 - 1/26/19
Duke	7	2/28/98 - 2/3/99
Kentucky	7	1/29/02 - 1/3/2004
Syracuse	7	11/20/09 - 12/07/10
KANSAS	7	2/8/12 - 1/18/14

CONFERENCE SUCCESS

Kansas entered conference play having won 18 of the 22 Big 12 regular-season titles (includes ties), including the last 14, which is an NCAA record. Kansas' 61 conference titles are the most in NCAA Division I. Kentucky is second with 54 and Penn third at 37. KU's 14-straight league titles, all under head coach Bill Self, is the longest streak in NCAA Division I and in school history.

CONSECUTIVE REG. SEASON TITLES

#	TEAM	CONFERENCE	SEASONS
14	KANSAS	Big 12	2005-18
13	UCLA	PAC-10	1967-79
11	Gonzaga	West Coast	2001-11
10	Connecticut	Yankee	1951-60

KU SIGNS TWO IN EARLY SIGNING PERIOD

Combo guards Issac "Mackey" McBride and Christian Braun signed a National Letter of Intent to play men's basketball at Kansas, KU coach Bill Self announced Nov. 14.

A 6-foot-1, 180-pound guard from Little Rock, Arkansas, McBride has rewritten the record book at Baptist Preparatory School. In guiding Baptist Prep to three-straight state championships, McBride set the school's single-season scoring record with 707 points his sophomore year in 2016-17. As a junior, he broke his own mark by scoring 883 points in 2017-18, which included a school-record 46-point game. In that, McBride averaged 24.5 points, 4.0 rebounds, 2.5 assists and 1.6 steals per game in 2017-18.

McBride is a two-time all-state selection and was the most valuable player of the last two state tournaments his sophomore and junior seasons. A four-star recruit who is ranked 109 by Rivals.com, McBride is the highest-ranked player in the state of Arkansas. He plays AAU basketball for the Arkansas Hawks.

Originally from Burlington, Kansas, Braun (6-foot-6, 180 pounds) moved to Overland Park, Kansas, his freshman year high school and has won back-to-back 6A state championships his sophomore and junior seasons at Blue Valley Northwest High School. A four-star prospect who is ranked No. 112 by Rivals.com, last year Braun averaged 14.2 points, 5.1 rebounds and 3.1 assists as a junior at Blue Valley Northwest. Braun plays for MoKan on the AAU circuit.

WHAT TO LOOK FOR IN 2018-19

- Detric Lawson is making his mark on the KU record books, now with 19 double-doubles as a Jayhawk. That figure ranks tied for fifth on the school's all-time single-season list. Thomas Robinson holds the single-season record with 27 double-doubles during the 2012 season.
- Lawson has also pulled down 952 career rebounds (624 at Memphis and 328 at Kansas) in 96 games, a mark that ranks him 15th on the NCAA DI active list. He is one of two active players in the top 20 to have 800-plus rebounds in under 100 career games.
- Lawson's 9.9 career-rebound average is eighth on the NCAA Division I active players' list.
- KU will look to feature a consensus First Team All-American for the third-straight year, something that has not occurred in the program since 1922-25. Since 1990, only six NCAA DI programs have boasted a consensus First Team AA in three-straight seasons.

AROUND THE BIG 12**THIS WEEK'S SCHEDULE/RESULTS****Wednesday, March 13**

No. 8 TCU vs. No. 9 Oklahoma State (ESPNU), 6:00 p.m.
No. 7 Oklahoma vs. No. 10 West Virginia (ESPNU), 8:30 p.m.

Thursday, March 14

No. 4 Baylor vs. No. 5 Iowa State (ESPN2), 11:30 a.m.
No. 1 K-State vs. Game 1 Winner (ESPN2), 1:30 p.m.
No. 2 Texas Tech vs. Game 2 Winner (ESPN2), 6:00 p.m.
No. 3 Kansas vs. No. 6 Texas (ESPN2), 8:30 p.m.

Friday, March 15

Game 3 Winner vs. Game 4 Winner (ESPN/2), 6 p.m.
Game 5 Winner vs. Game 6 Winner (ESPN/2), 8:30 p.m.

Saturday, March 16

Game 7 Winner vs. Game 8 Winner (ESPN), 5 p.m.

**NEWS & NOTES**

- In a race that came down to the final game, Kansas State and Texas Tech were crowned Big 12 men's basketball regular-season co-champions.
- The Big 12 regular-season trophy is the second for K-State and the first for TTU. The Wildcats shared the 2012-13 crown with Kansas. It marks the 21st all-time conference title for K-State and the 13th for the Red Raiders.
- K-State had the tiebreaker edge over Texas Tech and enters the Phillips 66 Big 12 Men's Championship as the No. 1 seed while TTU will be the No. 2 seed.
- The Big 12 is one of just two leagues (Big East) in which every team has at least 12 wins on the season. The Big 12 was the first league to have 80% of teams reach 15 wins and joins the BE as the only leagues to have 80% of teams at 16+ victories.
- The Big 12 has had at least six 20-win teams the past 12 consecutive seasons. Texas Tech, Kansas, K-State and Iowa State have all reached 20. Baylor, Oklahoma and TCU need one more victory.
- The Big 12 is the only league with 80% of its teams in the top 47 of the NCAA "NET" ratings and has all of its teams within the top 110 - 9. Texas Tech, 20. Kansas, 23. Iowa State, 24. K-State, 36. Baylor, 39. Texas, 40. Oklahoma, 47. TCU, 82. Oklahoma State and 110. West Virginia.
- Big 12 teams have a total of 48 Quadrant 1 wins and 101 combined Q1 and Q2 wins.
- Kansas is one of just four teams with 10 Q1 wins, while Oklahoma is the only school nationally that has not played a Q4 team this season.
- Six Big 12 teams since 2014 have made the NCAA Championship field with a below .500 record in conference games. Since 1983, a national total of 43 teams have received at-large NCAA berths with a losing record in conference games. Kansas (1st), Texas (6th), Oklahoma State (7th), West Virginia (11th) and Oklahoma (18th) are ranked in the top 25 for strength of schedule. All Big 12 teams are in the top 55.
- Among conferences, the Big 12 ranks first in the NET rankings with an average NET ranking of 43.0 and the lowest average strength of schedule rating at 24.6.
- 40 of 90 (44.4%) conference games have been decided by 7-or-fewer points with 52 of 90 (57.8%) determined by 10-or-less points.
- The Big 12 is one of the nation's best defensive leagues, allowing 67.7 ppg.

BIG 12 POSTSEASON AWARDS**PLAYER OF THE YEAR**

Jarrett Culver, Texas Tech, G, So.

NEWCOMER OF THE YEAR

Detric Lawson, Kansas, F, RS-Jr.

** - Unanimous Selection

SIXTH MAN AWARD

Lindell Wigginton, Iowa State, G, So.

DEFENSIVE PLAYER OF THE YEAR

Barry Brown, Jr., Kansas State, G, Sr.

FRESHMAN OF THE YEAR

Jaxson Hayes, Texas, F

COACH OF THE YEAR

Chris Beard, Texas Tech

FRESHMAN OF THE YEAR

Kristian Doolittle, Oklahoma, F, Jr.

All-Big 12 First Team**Detric Lawson, Kansas, F, RS-Jr.****

Marial Shayok, Iowa State, G, Sr.
Barry Brown, Kansas State, G, Sr.**
Dean Wade, Kansas State, F, Sr.
Jarrett Culver, Texas Tech, G, So.**

All-Big 12 Third Team**Devon Dotson, Kansas, G, Fr.**

Kristian Doolittle, Oklahoma, F, Jr.
Christian James, Oklahoma, G, Sr.
Alex Robinson, TCU, G, Sr.
Davide Moretti, Texas Tech, G, So.

Big 12 All-Defensive Team

Mark Vital, Baylor, G/F, So.
Marcus Garrett, Kansas, G, So.
Barry Brown, Jr., KSU, G, Sr.**
Jaxson Hayes, Texas, F, Fr.**
Matt Mooney, Texas Tech, G, Sr.
Tariq Owens, Texas Tech, F, Sr.


All-Big 12 Honorable Mention

Jared Butler (BU), Mario Kegler (BU), Mark Vital (BU), Talen Horton-Tucker (ISU), Nick Weiler-Babb (ISU), Lindell Wigginton (ISU), Xavier Sneed (KSU), Kamau Stokes (KSU), Brady Manek (OU), Cameron McGriff (OSU), Lindy Waters (OSU), Kouat Noi (TCU), Matt Coleman III (UT), Kerwin Roach II (UT), Tariq Owens (TTU)

Big 12 All-Newcomer Team

Makai Mason, Baylor, G, Sr.
Marial Shayok, Iowa State, G, Sr.
Detric Lawson, Kansas, F, Jr.**
Jaxson Hayes, Texas, F, Fr.
Matt Mooney, Texas Tech, G, Sr.


JAYHAWKS IN THE NBA



CHECK DIALLO
6-9 | 220 | New Orleans | KU from 2015-16

2018-19 STATS			
PPG	RPG	BLKPG	PER
5.6	4.7	0.5	17.95


CAREER		
PPG	RPG	BLKPG
5.2	4.4	0.5



MARKIEFF MORRIS
6-9 | 235 | Oklahoma City | KU from 2009-11

2018-19 STATS			
PPG	RPG	BLKPG	PER
10.5	4.9	0.5	11.97


CAREER		
PPG	RPG	BLKPG
11.8	5.6	0.6



JOEL EMBIID
7-0 | 250 | Philadelphia | KU from 2013-14

2018-19 STATS			
PPG	RPG	BLKPG	PER
27.4	13.5	1.9	25.69


CAREER		
PPG	RPG	BLKPG
24.0	11.2	2.0



SVI MYKHAILIUK
6-8 | 205 | Detroit | KU from 2015-18

2018-19 STATS			
PPG	APG	RPG	PER
3.2	0.9	0.9	6.19


CAREER		
PPG	APG	RPG
3.2	0.9	0.9



DEVONTE' GRAHAM
6-2 | 185 | Charlotte | KU from 2015-18

2018-19 STATS			
PPG	APG	RPG	PER
4.5	2.2	1.2	10.39

CAREER		
PPG	APG	RPG
4.5	2.2	1.2



KELLY OUBRE JR.
6-7 | 205 | Phoenix | KU from 2014-15

2018-19 STATS			
PPG	APG	RPG	PER
14.8	1.2	4.7	14.99


CAREER		
PPG	APG	RPG
9.2	0.8	3.7



JOSH JACKSON
6-8 | 200 | Phoenix | KU from 2016-17

2018-19 STATS			
PPG	APG	RPG	PER
10.9	2.3	4.1	10.44


CAREER		
PPG	APG	RPG
12.1	1.9	4.4



WAYNE SELDEN JR.
6-5 | 230 | Chicago | KU from 2013-16

2018-19 STATS			
PPG	APG	RPG	PER
6.4	1.4	1.9	8.61

CAREER		
PPG	APG	RPG
7.1	1.5	1.7



FRANK MASON III
5-11 | 190 | Sacramento | KU from 2014-17

2018-19 STATS			
PPG	APG	RPG	PER
4.9	2.4	1.1	12.74


CAREER		
PPG	APG	RPG
6.7	2.7	2.0



ANDREW WIGGINS
6-8 | 194 | Minnesota | KU from 2013-14

2018-19 STATS			
PPG	APG	RPG	PER
17.6	2.4	4.8	12.00

CAREER		
PPG	APG	RPG
19.4	2.1	4.2



MARCUS MORRIS
6-9 | 235 | Boston | KU from 2009-11

2018-19 STATS			
PPG	RPG	BLKPG	PER
14.2	5.9	0.3	14.84

CAREER		
PPG	RPG	BLKPG
11.5	4.6	0.3

PER or Player Efficiency Ranking is the overall rating of a player's per-minute statistical production. The league average is 15.00.

NBA JAYHAWKS SCHEDULE (MARCH 14-16)

THURSDAY, MARCH 14

Away	Home	Time (CT)	TV
Oklahoma City	Indiana	6:00 PM	
Sacramento	Boston	6:30 PM	
Minnesota	Utah	8:00 PM	

FRIDAY, MARCH 15

Away	Home	Time (CT)	TV
Los Angeles	Detroit	6:00 PM	
Sacramento	Philadelphia	6:00 PM	
Charlotte	Washington	6:00 PM	
Phoenix	Houston	7:00 PM	
Portland	New Orleans	7:00 PM	
Chicago	LA	9:30 PM	NBTV

SATURDAY, MARCH 16

Away	Home	Time (CT)	TV
Atlanta	Boston	11:30 AM	
Phoenix	New Orleans	6:00 PM	
Golden State	Oklahoma City	7:30 PM	ABC



JAYHAWKS CURRENTLY IN THE NBA (11)

PLAYER	YEARS AT KU	NBA SEASON	CURRENT TEAM
Check Diallo	2015-16	3rd	New Orleans
Joel Embiid	2013-14	4th	Philadelphia
Devonte' Graham	2015-18	1st	Charlotte
Josh Jackson	2016-17	2nd	Phoenix
Frank Mason III	2014-17	2nd	Sacramento
Marcus Morris	2009-11	8th	Boston
Markieff Morris	2009-11	8th	Oklahoma City
Svi Mykhailiuk	2015-18	1st	Detroit
Kelly Oubre Jr.	2014-15	4th	Phoenix
Wayne Selden Jr.	2013-16	3rd	Chicago
Andrew Wiggins	2013-14	5th	Minnesota

JAYHAWKS IN THE NBA DRAFT (Bill Self era)

YEAR	PLAYER	ROUND / OVERALL	TEAM
2005	Wayne Simien	1st / 29th	Miami
2007	Julian Wright *	1st / 13th	New Orleans
2008	Brandon Rush *	1st / 13th	Portland
2008	Darrell Arthur	1st / 27th	New Orleans
2008	Mario Chalmers	2nd / 34th	Minnesota
2008	Darnell Jackson	2nd / 52nd	Miami
2008	Sasha Kaun	2nd / 56th	Seattle
2010	Xavier Henry *	1st / 12th	Memphis
2010	Cole Aldrich *	1st / 11th	New Orleans
2011	Marcus Morris *	1st / 13th	Houston
2011	Markieff Morris *	1st / 14th	Phoenix
2011	Josh Selby	2nd / 49th	Memphis
2012	Thomas Robinson *	1st / 5th	Sacramento
2012	Tyshawn Taylor	2nd / 41st	Portland
2013	Ben McLemore *	1st / 7th	Sacramento
2013	Jeff Withey	2nd / 39th	Portland
2014	Andrew Wiggins *	1st / 1st	Cleveland
2014	Joel Embiid *	1st / 3rd	Philadelphia
2015	Kelly Oubre Jr.	1st / 15th	Atlanta
2016	Check Diallo	2nd / 33rd	New Orleans
2017	Josh Jackson *	1st / 4th	Phoenix
2017	Frank Mason III	2nd / 34th	Sacramento
2018	Devonte' Graham	2nd / 34th	Charlotte
2018	Svi Mykhailiuk	2nd / 47th	Los Angeles

* - lottery pick (top 14)

QUICK FACTS - JAYHAWKS IN THE NBA

- 74 Jayhawks have competed at the NBA level, including 28 who were coached by **Bill Self** at KU and 12 currently in the league.
- **Bill Self** has coached 24 NBA Draft picks at KU, including 10 lottery picks.
- 33 Jayhawks have been picked in the first round of the NBA Draft.
- 12 Jayhawks have won 18 NBA titles, most recently Sasha Kaun with the 2015-16 Cleveland Cavaliers.
- Three Jayhawks have earned NBA Finals MVP honors: **Wilt Chamberlain** (1972, L.A. Lakers), **Jo Jo White** (1976, Boston) and **Paul Pierce** (2008, Boston).
- **Wilt Chamberlain** earned NBA MVP honors four times (1960, 1966, 1967, 1968) in his 15-year NBA career.
- 16 Jayhawks have had NBA careers lasting 10 seasons or longer.



BILL SELF

HEAD COACH

Oklahoma State '85
16th Season at Kansas
26th Season Overall

Family: Cindy (wife), Lauren (daughter),
Tyler (son), Ella (granddaughter)

CAREER RECORD // YEAR-BY-YEAR

YEAR	OVERALL W-L / %	CONF. W-L / %	NOTE
ORAL ROBERTS (1993-97)			
1993-94	6-21 .222	- -	None
1994-95	10-17 .370	- -	None
1995-96	18-9 .667	- -	None
1996-97	21-7 .750	- -	NIT
TULSA (1997-2000)			
1997-98	19-12 .613	9-5 .643	3rd WAC
1998-99	23-10 .697	9-5 .643	t-1st WAC / NCAA Rnd of 32
1999-00	32-5 .865	12-2 .857	1st WAC / NCAA Elite Eight
ILLINOIS (2000-03)			
2000-01	27-8 .771	13-3 .813	t-1st Big Ten / NCAA Elite Eight
2001-02	26-9 .743	11-5 .688	t-1st Big Ten / NCAA Sweet 16
2002-03	25-7 .781	11-5 .688	* 2nd Big Ten / NCAA Rnd of 32
KANSAS (2003-present)			
2003-04	24-9 .727	12-4 .750	2nd Big 12 / NCAA Elite Eight
2004-05	23-7 .767	12-4 .750	t-1st Big 12 / NCAA Rnd of 64
2005-06	25-8 .758	13-3 .813	* t-1st Big 12 / NCAA Rnd of 64
2006-07	33-5 .868	14-2 .875	* 1st Big 12 / NCAA Elite Eight
2007-08	37-3 .925	13-3 .813	* t-1st Big 12 / NCAA Champions
2008-09	27-8 .771	14-2 .875	1st Big 12 / NCAA Sweet 16
2009-10	33-3 .917	15-1 .938	* 1st Big 12 / NCAA Rnd of 32
2010-11	35-3 .921	14-2 .875	* 1st Big 12 / NCAA Elite Eight
2011-12	32-7 .821	16-2 .889	1st Big 12 / NCAA Runner-Up
2012-13	31-6 .838	14-4 .778	* t-1st Big 12 / NCAA Sweet 16
2013-14	25-10 .714	14-4 .778	1st Big 12 / NCAA Rnd of 32
2014-15	27-9 .750	13-5 .722	1st Big 12 / NCAA Rnd of 32
2015-16	33-5 .868	15-3 .833	* 1st Big 12 / NCAA Elite Eight
2016-17	31-5 .861	16-2 .889	1st Big 12 / NCAA Elite Eight
2017-18	31-8 .795	13-5 .722	* 1st Big 12 / NCAA Final Four
2018-19	23-8 .742	12-6 .667	3rd
TOTAL	677-209 .764	285-77 .787	
KANSAS	470-104 .819	219-52 .808	22 Big 12 titles (14 reg. season, 8 tourney)
ILLINOIS	78-24 .765	35-13 .729	Three Big Ten titles (2 reg. season, 1 tourney)
TULSA	74-27 .733	30-12 .714	Two WAC titles / 4-2 NCAA tourney record
ORU	55-54 .505	- -	

* - won conference tournament

Note - Oral Roberts was independent during Self's tenure, so all games played at ORU were nonconference.

KANSAS RECORD // HOME-ROAD-NEUTRAL

	W	L	%
HOME (AFH) AT KU	250	13	.951
HOME (SPRINT CENTER) AT KU *	9	3	.750
ROAD AT KU	109	55	.665
NEUTRAL AT KU	102	33	.756
TOTAL	470	104	.819

* Since 2007-08, regular-season games played at Sprint Center on the KU season-ticket package are considered home games.

In Conference Tournament (at Kansas)	39-12 (30-7)
In NCAA Tournament (at Kansas)	47-19 (37-14)
In Postseason Play (at Kansas)	86-31 (67-21)
In Overtime (at Kansas)	30-13 (23-9)

NATIONAL CHAMPION
2008

CONFERENCE CHAMPION
18 REGULAR SEASON TITLES
9 TOURNAMENT TITLES

HALL OF FAME
CLASS OF 2017 INDUCTEE

TROPHY CASE

- **NCAA Championship title** (2008)
- **NCAA Final Four** (2008, 2012, 2018)
- **18 Regular Season Conference Titles:** 2 at Tulsa (1999, 2000); 2 at Illinois (2001, 2002); 14 at Kansas (2005, 2006, 2007, 2008, 2009, 2010, 2011, 2012, 2013, 2014, 2015, 2016, 2017, 2018)
- **9 Conference Tournament Titles:** 1 at Illinois (2003); 8 at Kansas (2006, 2007, 2008, 2010, 2011, 2013, 2016, 2018)

CAREER HONORS

- **Naismith Memorial Basketball Hall of Fame**
Class of 2017 inductee
- **National Coach of the Year** - 2000 (*Sporting News*; Wooden), 2009 (Yahoo! Sports; *Sporting News*; Athlon Sports; CBSSports.com; USBWA; AP; CBS/Chevrolet; ESPN.com), 2012 (*Sporting News*; Adolph Rupp; Naismith), 2016 (AP, Bleacher Report, *USA Today*)
- **Conference Coach of the Year** - 2000 (WAC), 2006 (Big 12), 2009 (Big 12), 2011 (Big 12), 2012 (co-Big 12), 2015 (Big 12 by AP), 2016 (Big 12 by AP), 2017 (Big 12), 2018 (co-Big 12 and AP)
- **Wooden Award "Legends of Coaching"** - 2013
- **Oklahoma Sports Hall of Fame** - 2013 induction
- **Wayman Tisdale Humanitarian Award** (USBWA) - 2014
- **Mannie Jackson - Basketball's Human Spirit Award** (Naismith Hall of Fame) - 2015
- **Winged Foot Award** (for national champion coach) - 2008
- **Naismith Coach of the Year Finalist** (Atlanta Tipoff Club) - 2000, 2001, 2002, 2003, 2009, 2012, 2017

NOTES

- Bill Self was named the eighth coach in Kansas basketball history on April 21, 2003.
- In September 2017, Self was inducted into the Naismith Memorial Basketball Hall of Fame in Springfield, Massachusetts.
- Self won his 600th career game on Dec. 6, 2016, with KU's 105-62 win against UMKC. He became the 46th coach in NCAA Division I to accomplish the feat and the ninth fastest.
- While at Kansas, Self has won a national championship, a KU- and NCAA-record 14-straight regular-season Big 12 Conference titles and eight league tournament championships.
- At Kansas, Self has won more regular-season league titles (14) than he has home losses (13) in Allen Fieldhouse. With KU's win versus Siena (11/18/16), Self became the winningest coach in Allen Fieldhouse, posting his 207th victory in the venue.
- In his first trip to the Final Four in 2008, Self's team won the title. Self is one of 11 active coaches in NCAA Division I to have won a national title. Kansas' 14-straight conference titles (2005-18) is the longest streak in NCAA Division I history.
- In Self's first 15 seasons at Kansas, he has coached 11 NBA Lottery selections including Andrew Wiggins and Joel Embiid, the No. 1 and No. 3 overall selections in the 2014 NBA Draft. Wiggins was the second-ever Jayhawk to go No. 1 with the other being Danny Manning in 1988.
- Self has guided his teams to 20-straight 23-win seasons dating back to 1998-99.
- Self's teams have won 18 league crowns in the last 20 years, including the 2018 title. The other two seasons resulted in runner-up conference finishes.
- Kansas' four-straight 30-win seasons from 2009-10 to 2012-13 are the most consecutive 30-win seasons in NCAA history (note: Memphis did it from 2006-09 yet later vacated the 2008 season).
- Self was the head coach for Team USA's U18 team that competed and won gold at the 2018 FIBA Americas Championship held in St. Catherines, Canada, in the summer of 2018.
- Self is one of five coaches in NCAA Division I history to have led three different teams - Tulsa, Illinois and Kansas - to the NCAA Elite Eight, including seven times with KU (2004-07-08-11-12-16-17). The other coaches are: Gene Bartow, John Calipari, Rick Pitino and Eddie Sutton.
- A 1985 graduate of Oklahoma State, Self began his coaching career as a graduate assistant at Kansas in 1985-86 under head coach Larry Brown. He then returned to his alma mater as an assistant for seven seasons under coaches Leonard Hamilton and Eddie Sutton. His first head coaching job was at Oral Roberts in 1993-94, then Tulsa (1997-98), Illinois (2000-03) and Kansas (2003-present).



MARCUS GARRETT

Sophomore • Guard • 6-5 • 195 • Dallas, Texas • Skyline HS

SEASON STATS

PPG	RPG	APG	FG%	3FG%	FT%
7.2	3.6	2.0	42%	27%	59%

LAST GAME VS. BAYLOR (3.9.19)

MIN	PTS	REBS	ASTS	BLKS	STLS
27	7	2	3	1	2

2017-18: Pulled down five or more rebounds in 12 games ... Had 12 games with multiple steals in 2017-18 ... Scored in double figures five times ... Recorded two double-doubles ... Had seven starts with six in Big 12 play ... Had a season-high 13 points vs. Texas Southern (11/21) ... co-Big 12 Newcomer of the Week (11/7) ... 2017 Texas HS Gatorade Player of the Year.

CAREER HONORS

Big 12 All-Defensive Team [2019]
Co-Big 12 Newcomer of the Week (11.13.17)

CAREER HIGHS

Points	20	vs. Texas (1.14.19)
Field Goals	8	vs. Iowa State (1.21.19) vs. Texas (1.14.19)
Field Goal Att.	13	vs. Marquette (11.21.18)
3PT Field Goals	3	vs. Texas (1.14.19) vs. Texas Southern (11.21.17)
3PT Field Goal Att.	5	at Oklahoma (3.5.19) vs. Texas Southern (11.21.17)
Free Throws	7	at Arizona State (12.22.18)
Free Throw Att.	8	at Arizona State (12.22.18) vs. Baylor (1.20.18)
Rebounds	11	vs. Texas Southern (11.21.17)
Assists	5	3x, last vs. Oklahoma (1.2.19)
Blocks	2	vs. Marquette (11.21.18) vs. Texas Southern (11.21.17)
Steals	6	at West Virginia (1.19.19)
Minutes	39	vs. Iowa State (1.21.19)

MISCELLANEOUS

	FR	SO	CAREER
Double-Doubles	2	-	2
10+ Points	5	5	10
20+ Points	0	1	1
5+ Rebounds	12	9	21
10+ Rebounds	2	-	2
5+ Assists	0	3	3
2+ 3PT Field Goals	2	3	5
2+ Steals	12	12	24
2+ Blocks	1	1	2
Led Team in Pts.	0	1	1
Led Team in Rebs.	4	-	4
Led Team in Assists	0	5	5
Led Team in Steals	8	10	18
Led Team in Blocks	2	5	7

2018-19 GAME-BY-GAME

OPPONENT (Date)	MP	FG-A	PCT	3PT-A	PCT	FT-A	PCT	O-D-T	PF	A	TO	BLK	ST	TP
vs. Michigan State (11.6)	14	1-3	.333	0-0	---	2-2	1.000	0-1-1	4	2	0	0	0	4
VERMONT (11.12)	26	1-6	.167	0-1	.000	2-2	1.000	1-4-5	1	3	0	0	2	4
LOUISIANA (11.16)	24	1-3	.333	0-2	.000	4-6	.667	1-1-2	0	5	2	0	1	6
vs. Marquette (11.21)	28	4-13	.308	1-3	.333	2-5	.400	1-2-3	0	0	0	2	1	11
vs. Tennessee (11.23)	DNP - INJURED													
STANFORD (12.1)	33	2-5	.400	0-0	---	0-0	---	0-1-1	0	1	2	0	4	4
^WOFFORD (12.4)	30	2-6	.333	1-4	.250	2-3	.667	0-7-7	1	3	0	1	2	7
^NEW MEXICO STATE (12.8)	31	4-7	.571	2-4	.500	0-2	.000	1-2-3	3	2	1	0	0	10
^VILLANOVA (12.15)	37	0-4	.000	0-2	.000	1-2	.500	3-1-4	1	3	1	1	4	1
^SOUTH DAKOTA (12.18)	29	3-4	.750	0-1	.000	1-2	.500	0-5-5	0	5	0	0	3	7
^at Arizona State (12.22)	22	0-5	.000	0-1	.000	7-8	.875	3-3-6	3	1	1	0	1	7
EASTERN MICHIGAN (12.29)	18	0-2	.000	0-2	.000	1-2	.500	0-4-4	1	3	3	0	0	1
OKLAHOMA (1.2)	28	1-3	.333	0-1	.000	3-4	.750	0-1-1	2	5	1	0	1	5
^at Iowa State (1.5)	30	4-8	.500	0-1	.000	0-0	---	2-2-4	1	0	1	0	0	8
^TCU (1.9)	35	3-8	.375	0-0	---	2-3	.667	1-3-4	1	3	0	0	2	8
^at Baylor (1.12)	25	1-2	.500	0-0	---	2-4	.500	1-2-3	4	4	2	1	0	4
^TEXAS (1.14)	35	8-11	.727	3-4	.750	1-4	.250	0-2-2	2	3	2	1	3	20
^at West Virginia (1.19)	34	6-12	.500	0-2	.000	3-4	.750	0-2-2	4	3	1	0	6	15
^IOWA STATE (1.21)	39	8-12	.667	0-0	---	0-3	.000	1-4-5	2	0	2	1	3	16
^at Kentucky (1.26)	32	1-9	.111	0-2	.000	2-2	1.000	1-4-5	4	0	3	1	2	4
^at Texas (1.29)	26	1-4	.250	0-1	.000	0-0	---	2-3-5	2	1	1	0	0	2
TEXAS TECH (2.2)	DNP -- INJURED													
at Kansas State (2.5)	DNP -- INJURED													
OKLAHOMA STATE (2.9)	DNP -- INJURED													
at TCU (2.11)	DNP -- INJURED													
WEST VIRGINIA (2.16)	DNP -- INJURED													
at Texas Tech (2.23)	22	4-6	.667	1-1	1.000	0-0	---	0-0-0	2	0	0	0	0	9
KANSAS STATE (2.25)	27	2-4	.500	2-4	.500	0-1	.000	1-3-4	2	0	2	1	2	6
at Oklahoma State (3.2)	27	2-3	.667	0-1	.000	2-2	1.000	2-4-6	0	0	0	0	1	6
at Oklahoma (3.5)	26	4-10	.400	0-5	.000	0-0	---	2-3-5	2	0	3	0	0	8
BAYLOR (3.9)	27	2-5	.400	2-3	.667	1-4	.250	1-1-2	1	3	1	1	2	7
vs. Texas (3.14)														
TOTAL	705	65-155	.419	12-45	.267	38-65	.585	24-65-89	43	50	29	10	40	180

^ Starter

CAREER YEAR-BY-YEAR STATISTICS

SEASON	GP	GS	MIN	AVG	FG	FGA	PCT	3FG	3FGA	PCT	FT	FTA	PCT	OFF	DEF	TOT	AVG	PF	FO	AST	TO	BLK	STL	PTS	AVG
2017-18	39	7	748	19.2	62	136	.456	12	45	.267	25	51	.490	36	95	131	3.4	60	0	44	30	8	35	161	4.1
2018-19	25	13	705	28.2	65	155	.419	12	45	.267	38	65	.585	24	65	89	3.6	43	0	50	29	10	40	180	7.2
TOTAL	64	20	1453	22.7	127	291	.436	24	90	.267	63	116	.543	60	160	220	3.4	103	0	94	59	18	75	341	5.3

BIG 12 ONLY YEAR-BY-YEAR STATISTICS

SEASON	GP	GS	MIN	AVG	FG	FGA	PCT	3FG	3FGA	PCT	FT	FTA	PCT	OFF	DEF	TOT	AVG	PF	FO	AST	TO	BLK	STL	PTS	AVG
2017-18	18	6	347	19.3	32	62	.516	6	17	.353	12	26	.462	16	34	50	2.8	24	0	17	13	2	13	82	4.6
2018-19	13	7	381	29.3	46	88	.523	8	23	.348	14	29	.483	13	30	43	3.3	25	0	22	16	5	20	114	8.8
TOTAL	31	13	728	23.5	78	150	.520	14	40	.350	26	55	.473	29	64	93	3.0	49	0	39	29	7	33	196	6.3



DEDRIC LAWSON (DEE-drick)

RS-Junior • Forward • 6-9 • 235 • Memphis, Tenn. • Hamilton HS • Memphis

SEASON STATS

PPG	RPG	APG	FG%	3FG%	FT%
19.1	10.6	1.8	49%	36%	80%

LAST GAME VS. BAYLOR (3.9.19)

MIN	PTS	REBS	ASTS	BLKS	STLS
36	23	14	1	3	2

A transfer from Memphis who sat out the 2017-18 season due to NCAA rules ... Has two years of eligibility remaining beginning in the 2018-19 season ... A double-double machine having 36 in two seasons while at Memphis (17 as a freshman and 19 as a sophomore) ... Led Memphis in scoring both his freshman and sophomore seasons.

CAREER HONORS

- The Sporting News All-America Second Team [2019]
- All-Big 12 First Team [2019]
- Big 12 Newcomer of the Year [2019]
- Karl Malone Power Forward of the Year Award Finalist (1 of 5)
- Naismith Trophy Semifinalist (1 of 10)
- Naismith Trophy Midseason Team (1 of 30)
- Oscar Robertson Trophy Final Midseason Watch List (1 of 10)
- Karl Malone Power Forward of the Year Award Watch List (1 of 20)
- Oscar Robertson Trophy Final Midseason Watch List (1 of 12)
- Wooden Award Midseason Watch List (1 of 25)
- 3x Big 12 Player of the Week (11.12, 11.26, 12.26)
- 5x Big 12 Newcomer of the Week (12.2, 12.17, 1.14, 1.28, 2.11)
- Oscar Robertson Midseason Watch List (1 of 20)
- NIT Season Tip-Off Most Valuable Player
- Wooden Award Preseason Watch List (1 of 50)
- NABC Player of the Year candidate (1 of 20)
- Preseason Associated Press All-America
- Karl Malone Power Forward of the Year Award Candidate (1 of 20)
- Preseason All-Big 12 First Team

- AT MEMPHIS:** All-American Athletic Conference First Team [2016-17]; NABC All-District Team [2016-17]; Collegelinsider.com Freshman All-America Team [2016]; American Athletic Conference Rookie of the Year [2015-16]; NABC All-District Team [2015-16]; American Athletic Conference All-Tournament Team [2016]; All-American Athletic Conference Second Team [2015-16]

CAREER HIGHS (*AT MEMPHIS)

Points	*35	vs. Iowa (11.26.16)
Field Goals	*15	vs. Iowa (11.26.16)
Field Goal Att.	*22	2x, last vs. Temple (2.12.17)
3PT Field Goals	*4	at Tulsa (1.11.17)
3PT Attempts	*9	at Tulsa (1.11.17)
Free Throws	*14	at UCF (2.4.17)
Free Throw Att.	*14	at UCF (2.4.17)
Rebounds	*16	at Tulane (2.13.16)
Assists	*8	vs. So. Carolina (12.30.16)
Blocks	*8	vs. UAB (12.10.16)
Steals	5	at Baylor (1.12.19)
Minutes	41	vs. Tennessee (11.23.18)

MISCELLANEOUS (*AT MEMPHIS)

	*FR	*SO	R-JR	CAREER
Double-Doubles	17	19	20	56
10+ Points	26	30	29	85
20+ Points	11	15	15	41
30+ Points	-	1	2	3
5+ Rebounds	28	32	28	89
10+ Rebounds	19	20	20	59
3+ Assists	17	18	8	43
2+ 3PT Field Goals	8	8	8	24
2+ Steals	10	13	11	34
2+ Blocks	14	17	9	41
Led Team in Pts.	14	16	17	47
Led Team in Rebs.	21	19	24	54
Led Team in Assists	10	7	6	23
Led Team in Steals	5	10	7	22
Led Team in Blocks	15	25	15	55

CAREER YEAR-BY-YEAR STATISTICS (*AT MEMPHIS)

SEASON	GP	GS	MIN	AVG	FG	FGA	PCT	3FG	3FGA	PCT	FT	FTA	PCT	OFF	DEF	TOT	AVG	PF	FO	AST	TO	BLK	STL	PTS	AVG
2015-16*	33	32	1062	32.2	182	445	.409	28	80	.350	129	182	.709	104	203	307	9.3	86	2	84	104	55	39	521	15.8
2016-17*	32	32	1104	34.5	216	469	.461	30	111	.270	152	205	.741	92	225	317	9.9	81	1	105	76	68	41	614	19.2
2018-19	31	31	1014	32.7	209	426	.491	27	75	.360	147	183	.803	96	232	328	10.6	82	3	56	70	33	38	592	19.1
TOTAL	96	95	3180	33.1	607	1340	.453	85	266	.320	428	570	.751	292	660	952	9.9	249	6	245	250	156	118	1727	18.0

BIG 12 ONLY YEAR-BY-YEAR STATISTICS

SEASON	GP	GS	MIN	AVG	FG	FGA	PCT	3FG	3FGA	PCT	FT	FTA	PCT	OFF	DEF	TOT	AVG	PF	FO	AST	TO	BLK	STL	PTS	AVG
2018-19	18	18	598	33.2	117	244	.480	21	52	.404	82	103	.796	55	129	184	10.2	41	2	24	45	22	24	337	18.7
TOTAL	18	18	598	33.2	117	244	.480	21	52	.404	82	103	.796	55	129	184	10.2	41	2	24	45	22	24	337	18.7

2018-19 GAME-BY-GAME

OPPONENT (Date)	MP	FG-A	PCT	3PT-A	PCT	FT-A	PCT	O-D-T	PF	A	TO	BLK	ST	TP
^vs. Michigan State (11.6)	38	5-18	.278	0-2	.000	10-12	.833	4-10-14	2	6	2	2	2	20
*VERMONT (11.12)	19	0-6	.000	0-0	---	0-0	---	1-6-7	4	2	3	0	1	0
*LOUISIANA (11.16)	27	6-11	.545	0-1	.000	7-10	.700	4-2-6	3	3	5	0	1	19
^vs. Marquette (11.21)	33	9-16	.563	1-1	1.000	7-7	1.000	4-8-12	3	3	1	2	0	26
^vs. Tennessee (11.23)	41	9-16	.563	0-2	.000	6-11	.545	5-8-13	3	5	2	0	1	24
*STANFORD (12.1)	36	7-16	.438	0-1	.000	10-11	.909	4-11-15	5	2	2	0	2	24
*WOFFORD (12.4)	35	10-17	.588	0-4	.000	0-0	---	2-6-8	2	1	1	3	2	20
*NEW MEXICO STATE (12.8)	31	8-15	.533	1-2	.500	3-5	.600	5-5-10	0	1	2	1	1	20
*VILLANOVA (12.15)	38	10-15	.667	1-2	.500	7-9	.778	2-10-12	4	1	0	0	0	28
*SOUTH DAKOTA (12.18)	26	7-11	.636	0-3	.000	2-2	1.000	2-12-14	3	0	3	1	3	16
*at Arizona State (12.22)	31	12-15	.800	1-2	.500	5-5	1.000	2-12-14	4	1	2	1	0	30
*EASTERN MICHIGAN (12.29)	22	2-8	.250	0-0	---	4-4	1.000	2-2-4	4	5	1	0	0	8
*OKLAHOMA (1.2)	37	6-17	.353	0-3	.000	1-1	1.000	4-11-15	2	1	1	3	0	13
*at Iowa State (1.5)	32	5-11	.455	0-1	.000	3-6	.500	2-10-12	3	3	6	1	0	13
*TCU (1.9)	35	10-19	.526	2-4	.500	9-13	.692	6-8-14	1	0	3	0	3	31
*at Baylor (1.12)	32	7-12	.583	0-0	---	3-6	.500	1-2-3	2	1	4	5	5	17
*TEXAS (1.14)	26	6-8	.750	0-0	---	5-8	.625	0-8-8	3	0	0	0	0	17
*at West Virginia (1.19)	34	5-11	.455	0-1	.000	5-6	.833	4-7-11	1	0	3	1	1	15
*IOWA STATE (1.21)	38	13-17	.765	2-2	1.000	1-2	.500	7-8-15	3	1	4	1	0	29
*at Kentucky (1.26)	39	7-18	.389	2-3	.667	4-4	1.000	4-11-15	4	2	1	1	1	20
*at Texas (1.29)	34	4-15	.267	1-5	.200	4-4	1.000	1-6-7	2	1	2	2	3	13
*TEXAS TECH (2.2)	28	9-14	.643	3-3	1.000	4-5	.800	2-8-10	5	0	0	2	0	25
*at Kansas State (2.5)	40	6-15	.400	1-5	.200	5-6	.833	3-6-9	4	1	4	2	2	18
*OKLAHOMA STATE (2.9)	39	10-17	.588	3-6	.500	2-2	1.000	2-5-7	2	5	2	0	1	25
*at TCU (2.11)	35	6-16	.375	2-5	.400	0-1	.000	5-5-10	5	2	5	0	0	14
*WEST VIRGINIA (2.16)	32	4-8	.500	2-3	.667	4-4	1.000	0-4-4	0	2	1	0	1	14
*at Texas Tech (2.23)	26	3-8	.375	1-1	1.000	7-8	.875	2-3-5	3	1	2	1	0	14
*KANSAS STATE (2.25)	33	6-20	.300	0-4	.000	6-6	1.000	5-9-14	1	5	1	1	2	18
*at Oklahoma State (3.2)	34	5-11	.455	1-1	1.000	9-9	1.000	4-11-15	1	0	4	0	3	20
*at Oklahoma (3.5)	27	6-11	.545	3-7	.429	3-4	.750	3-8-11	2	0	1	0	1	18
*BAYLOR (3.9)	36	6-14	.429	0-1	.000	11-12	.917	4-10-14	1	1	2	3	2	23
vs. Texas (3.14)														
TOTAL	1014	209-426	.491	27-75	.360	147-183	.803	96-232-328	82	56	70	33	38	592

^ Starter



CHARLIE MOORE

RS-Sophomore • Guard • 5-11 • 180 • Chicago, Ill. • Morgan Park HS • California

SEASON STATS

PPG	RPG	APG	FG%	3FG%	FT%
3.1	0.9	1.3	29%	27%	71%

LAST GAME VS. BAYLOR (3.9.19)

MIN	PTS	REBS	ASTS	BLKS	STLS
8	0	0	0	0	1

A transfer from California following the 2016-17 season ... Sat out 2017-18 due to transfer rules ... One of 28 invited to tryout for the USA Basketball U19 team in the summer of 2017 ... Started all 34 games while at California during his freshman year in 2016-17 ... Averaged 28.8 minutes, 12.2 points and 3.5 assists while at California ... Scored 10 or more points in 22 games, including four 20-point efforts his freshman year at California.

CAREER HONORS

- Academic All-Big 12 First Team [2018-19]
- Pac-12 All-Freshman Honorable Mention [2016-17]
- Pac-12 Player of the Week [11.21.16]

CAREER HIGHS (*AT CALIFORNIA)

Points	*38	vs. UC Irvine (11.16.16)
Field Goals	*10	vs. UC Irvine (11.16.16)
Field Goal Att.	*20	vs. UC Irvine (11.16.16)
3PT Field Goals	6	vs. South Dakota (12.18.18)
3-Point Att.	9	vs. South Dakota (12.18.18)
Free Throws	*15	vs. UC Irvine (11.16.16)
Free Throw Att.	*17	vs. UC Irvine (11.16.16)
Rebounds	*6	vs. Oregon State (2.24.17)
	*6	at Oregon (1.19.17)
Assists	*8	vs. Colorado (2.5.17)
	*8	vs. Stanford (1.29.17)
Blocks	1	vs. Kansas State (2.25.19)
		vs. Wofford (12.4.18)
Steals	*4	vs. UC Davis (12.10.16)
Minutes	*41	vs. Utah (2.2.17)

MISCELLANEOUS (*AT CALIFORNIA)

	*FR	R-SO	CAREER
Double-Doubles	-	-	0
10+ Points	22	1	23
20+ Points	4	-	4
5+ Rebounds	2	-	2
5+ Assists	9	1	10
10+ Assists	-	-	0
2+ 3PT Field Goals	11	4	15
2+ Steals	8	4	12
2+ Blocks	-	-	0
Led Team in Pts.	6	1	7
Led Team in Rebs.	1	-	1
Led Team in Assists	21	1	22
Led Team in Steals	14	2	16
Led Team in Blocks	0	-	0

2018-19 GAME-BY-GAME

OPPONENT (Date)	MP	FG-A	PCT	3PT-A	PCT	FT-A	PCT	O-D-T	PF	A	TO	BLK	ST	TP
vs. Michigan State (11.6)	11	0-1	.000	0-1	.000	1-2	.500	2-1-3	3	0	0	0	0	1
VERMONT (11.12)	21	3-6	.500	1-3	.333	0-0	---	0-1-1	2	2	0	0	1	7
LOUISIANA (11.16)	21	0-5	.000	0-3	.000	0-0	---	0-4-4	2	3	1	0	0	0
vs. Marquette (11.21)	14	0-0	---	0-0	---	0-0	---	0-1-1	0	0	0	0	1	0
vs. Tennessee (11.25)	32	3-10	.300	1-4	.250	2-2	1.000	0-1-1	1	2	1	0	0	9
STANFORD (12.1)	16	0-1	.000	0-1	.000	3-4	.750	0-0-0	2	3	0	0	0	3
WOFFORD (12.4)	16	2-8	.250	0-5	.000	0-0	---	0-0-0	1	0	0	1	0	4
*NEW MEXICO STATE (12.8)	24	2-7	.286	1-5	.200	0-0	---	1-0-1	2	1	1	0	3	5
VILLANOVA (12.15)	17	0-1	.000	0-0	---	2-2	1.000	0-1-1	3	0	3	0	0	2
SOUTH DAKOTA (12.18)	21	6-9	.667	6-9	.667	0-0	---	0-0-0	1	4	1	0	2	18
at Arizona State (12.22)	16	1-5	.200	1-3	.333	0-0	---	0-1-1	1	0	2	0	2	3
EASTERN MICHIGAN (12.29)	13	2-4	.500	2-4	.500	0-0	---	0-0-0	2	1	3	0	1	6
OKLAHOMA (1.2)	13	0-4	.000	0-1	.000	2-4	.500	1-2-3	1	1	0	0	1	2
at Iowa State (1.5)	19	1-5	.200	0-2	.000	0-0	---	2-1-3	1	2	0	0	0	2
TCU (1.9)	4	0-3	.000	0-1	.000	0-0	---	0-0-0	0	1	0	0	1	0
at Baylor (1.12)	6	0-2	.000	0-1	.000	0-0	---	0-0-0	0	0	0	0	0	0
TEXAS (1.14)	3	0-1	.000	0-1	.000	0-0	---	0-0-0	0	0	0	0	0	0
at West Virginia (1.19)	3	0-1	.000	0-0	---	0-0	---	0-1-1	0	0	0	0	0	0
IOWA STATE (1.21)	2	0-0	---	0-0	---	0-0	---	0-0-0	0	0	0	0	1	0
at Kentucky (1.26)							DNP							
at Texas (1.29)	6	0-0	---	0-0	---	0-0	---	0-0-0	1	0	0	0	0	0
TEXAS TECH (2.2)	15	1-5	.200	0-3	.000	0-0	---	0-1-1	1	6	2	0	0	2
at Kansas State (2.5)	20	3-5	.600	2-4	.500	0-0	---	0-3-3	2	2	3	0	2	8
OKLAHOMA STATE (2.9)	13	2-7	.286	0-4	.000	0-0	---	0-0-0	0	1	0	0	1	4
at TCU (2.11)	13	0-3	.000	0-2	.000	0-0	---	0-1-1	1	1	2	0	1	0
WEST VIRGINIA (2.16)	13	1-4	.250	0-2	.000	0-0	---	0-0-0	0	2	2	0	0	2
at Texas Tech (2.23)	19	3-8	.375	3-7	.429	0-0	---	0-1-1	1	1	2	0	0	9
KANSAS STATE (2.25)	8	1-2	.500	1-1	1.000	0-0	---	0-1-1	0	2	0	1	0	3
at Oklahoma State (3.2)	8	0-0	---	0-0	---	0-0	---	0-1-1	2	1	1	0	0	0
at Oklahoma (3.5)	9	1-3	.333	1-2	.500	0-0	---	0-0-0	1	2	1	0	0	3
BAYLOR (3.9)	8	0-2	.000	0-1	.000	0-0	---	0-0-0	3	0	0	0	1	0
vs. Texas (3.14)														
TOTAL	404	32-112	.286	19-70	.271	10-14	.714	6-22-28	34	38	25	2	18	93

^ Starter

CAREER YEAR-BY-YEAR STATISTICS (*AT CALIFORNIA)

SEASON	GP	GS	MIN	AVG	FG	FGA	PCT	3FG	3FGA	PCT	FT	FTA	PCT	OFF	DEF	TOT	AVG	PF	FO	AST	TO	BLK	STL	PTS	AVG	
2016-17*	34	34	980	28.8	135	348	.388	45	128	.352	99	131	.756	12	55	67	2.0	87	0	120	99	0	37	414	12.2	
2017-18																										
REDSHIRT SEASON																										
2018-19	30	1	404	13.5	32	112	.286	19	70	.271	10	14	.714	6	22	28	0.9	34	0	38	25	2	18	93	3.1	
TOTAL	64	35	1384	21.6	167	460	.363	64	198	.323	109	145	.752	18	77	95	1.5	121	0	158	124	2	55	507	7.9	

BIG 12 ONLY YEAR-BY-YEAR STATISTICS

SEASON	GP	GS	MIN	AVG	FG	FGA	PCT	3FG	3FGA	PCT	FT	FTA	PCT	OFF	DEF	TOT	AVG	PF	FO	AST	TO	BLK	STL	PTS	AVG
2018-19	18	0	182	10.1	13	55	.236	7	32	.219	2	4	.500	3	12	15	0.8	14	0	22	13	1	8	35	1.9
TOTAL	18	0	182	10.1	13	55	.236	7	32	.219	2	4	.500	3	12	15	0.8	14	0	22	13	1	8	35	1.9



QUENTIN GRIMES

Freshman • Guard • 6-5 • 210 • The Woodlands, Texas • College Park HS

SEASON STATS

PPG	RPG	APG	FG%	3FG%	FT%
7.8	2.4	1.9	39%	35%	55%

LAST GAME VS. BAYLOR (3.9.19)

MIN	PTS	REBS	ASTS	BLKS	STLS
22	9	2	5	0	0

A five-star combo guard who did the all-star game circuit following his senior year of high school ... Earned many high school All-American honors and was the state player of the year in Texas ... Ended up ranked No. 8 in the national recruiting rankings ... Has valuable USA Basketball experience, including a gold medal won in 2018 at the FIBA U18 Americas Championship, coached by Bill Self.

CAREER HONORS

- Big 12 Newcomer of the Week (11.12.18)
- Jerry West Shooting Guard of the Year Candidate (1 of 20)
- Preseason Big 12 Freshman of the Year
- Preseason All-Big 12 Honorable Mention

CAREER HIGHS

Points	21	vs. Michigan State (11.6.18)
Field Goals	7	at Iowa State (1.5.19) vs. Michigan State (11.6.18)
Field Goal Att.	14	at Iowa State (1.5.19) vs. Michigan State (11.6.18)
3PT Field Goals	6	vs. Michigan State (11.6.18)
3PT Field Goal Att.	10	vs. Michigan State (11.6.18)
Free Throws	6	vs. Eastern Michigan (12.29.18)
Free Throw Att.	6	vs. Eastern Michigan (12.29.18) vs. Tennessee (11.23.18)
Rebounds	6	at Baylor (1.12.19) at Iowa State (1.5.19)
Assists	10	vs. Vermont (11.12.18)
Blocks	2	at Baylor (1.12.19)
Steals	2	3x, last at Texas Tech (2.23.19)
Minutes	36	3x, last at Oklahoma St. (3.2.19)

MISCELLANEOUS

	FRESHMAN/CAREER
Double-Doubles	1
10+ Points	9
20+ Points	1
5+ Rebounds	2
10+ Rebounds	-
3+ Assists	9
3+ 3PT Field Goals	6
2+ Steals	3
2+ Blocks	1
Led Team in Pts.	2
Led Team in Rebs.	1
Led Team in Assists	3
Led Team in Steals	2
Led Team in Blocks	1

2018-19 GAME-BY-GAME

OPPONENT (Date)	MP	FG-A	PCT	3PT-A	PCT	FT-A	PCT	O-D-T	PF	A	TO	BLK	ST	TP
^vs. Michigan State (11.6)	30	7-14	.500	6-10	.600	1-2	.500	0-1-1	3	4	1	0	1	21
^VERMONT (11.12)	31	4-8	.500	2-4	.500	0-0	---	1-2-3	4	10	3	0	0	10
^LOUISIANA (11.16)	31	2-7	.286	1-2	.500	1-1	1.000	1-1-2	2	3	1	0	1	6
^vs. Marquette (11.21)	26	0-3	.000	0-1	.000	3-4	.750	0-4-4	4	0	2	0	0	3
^vs. Tennessee (11.23)	21	1-4	.250	0-2	.000	3-6	.500	0-4-4	0	0	2	0	1	5
^STANFORD (12.1)	16	1-6	.167	0-3	.000	0-0	---	0-1-1	2	0	1	0	0	2
^WOFFORD (12.4)	32	6-10	.600	1-4	.250	1-2	.500	0-3-3	1	1	0	0	0	14
^NEW MEXICO STATE (12.8)	18	2-5	.400	1-3	.333	0-0	---	0-1-1	3	2	4	0	0	5
^VILLANOVA (12.15)	14	0-2	.000	0-1	.000	1-2	.500	0-0-0	3	1	3	0	0	1
^SOUTH DAKOTA (12.18)	21	3-9	.333	0-3	.000	0-1	.000	1-2-3	2	0	3	0	0	6
^at Arizona State (12.22)	31	4-12	.333	0-5	.000	0-0	---	2-0-2	1	3	2	1	0	8
^EASTERN MICHIGAN (12.29)	29	4-6	.667	2-4	.500	6-6	1.000	0-2-2	2	2	3	0	0	16
^OKLAHOMA (1.2)	35	6-11	.545	1-6	.167	1-3	.333	2-0-2	4	1	3	0	1	14
^at Iowa State (1.5)	31	7-14	.500	3-6	.500	2-3	.667	2-4-6	1	2	2	0	1	19
^TCU (1.9)	16	2-5	.400	0-3	.000	1-2	.500	0-2-2	4	1	2	0	0	5
^at Baylor (1.12)	27	2-7	.286	1-4	.250	2-2	1.000	0-6-6	1	1	1	2	0	7
^TEXAS (1.14)	29	2-5	.400	2-5	.400	0-0	---	0-2-2	1	0	1	0	0	6
^at West Virginia (1.19)	30	3-7	.429	2-4	.500	0-0	---	0-2-2	2	2	2	0	0	8
^IOWA STATE (1.21)	19	0-4	.000	0-1	.000	0-0	---	0-0-0	0	0	0	0	1	0
^at Kentucky (1.26)	29	5-9	.556	3-5	.600	0-2	.000	0-1-1	3	2	1	0	0	13
^at Texas (1.29)	20	1-5	.200	1-3	.333	0-0	---	0-1-1	3	1	1	0	1	3
^TEXAS TECH (2.2)	31	2-7	.286	2-5	.400	0-1	.000	1-2-3	2	4	0	0	2	6
^at Kansas State (2.5)	20	2-4	.500	2-2	1.000	0-0	---	0-1-1	4	0	5	0	0	6
OKLAHOMA STATE (2.9)	30	2-7	.286	2-6	.333	0-1	.000	1-3-4	2	1	4	0	0	6
at TCU (2.11)	36	2-11	.182	1-8	.125	0-0	---	0-2-2	5	4	1	0	0	5
^WEST VIRGINIA (2.16)	22	2-8	.250	0-4	.000	0-0	---	0-2-2	2	2	4	0	2	4
^at Texas Tech (2.23)	27	1-3	.333	1-3	.333	0-2	.000	0-3-3	2	3	0	0	2	3
^KANSAS STATE (2.25)	36	4-8	.500	3-6	.500	1-2	.500	2-1-3	1	2	1	0	1	12
^at Oklahoma State (3.2)	36	6-11	.545	4-7	.571	1-2	.500	1-3-4	3	3	3	0	1	17
^at Oklahoma (3.5)	26	1-6	.167	1-4	.250	0-0	---	0-1-1	1	0	3	0	1	3
^BAYLOR (3.9)	22	3-6	.500	3-4	.750	0-0	---	0-2-2	2	5	1	0	0	9
vs. Texas (3.14)														
TOTAL	822	87-224	.388	45-128	.352	24-44	.545	14-59-73	70	60	60	3	16	243

^ Starter

CAREER YEAR-BY-YEAR STATISTICS

SEASON	GP	GS	MIN	AVG	FG	FGA	PCT	3FG	3FGA	PCT	FT	FTA	PCT	OFF	DEF	TOT	AVG	PF	FO	AST	TO	BLK	STL	PTS	AVG
2018-19	31	31	822	26.5	87	224	.388	45	128	.352	24	44	.545	14	59	73	2.4	70	1	60	60	3	16	243	7.8
TOTAL	31	31	822	26.5	87	224	.388	45	128	.352	24	44	.545	14	59	73	2.4	70	1	60	60	3	16	243	7.8

BIG 12 ONLY YEAR-BY-YEAR STATISTICS

SEASON	GP	GS	MIN	AVG	FG	FGA	PCT	3FG	3FGA	PCT	FT	FTA	PCT	OFF	DEF	TOT	AVG	PF	FO	AST	TO	BLK	STL	PTS	AVG
2018-19	18	18	493	27.4	48	129	.372	29	81	.358	8	18	.444	9	37	46	2.6	40	1	32	34	2	13	133	7.4
TOTAL	18	18	493	27.4	48	129	.372	29	81	.358	8	18	.444	9	37	46	2.6	40	1	32	34	2	13	133	7.4



DEVON DOTSON (deh-VAWN)

Freshman • Guard • 6-2 • 185 • Charlotte, N.C. • Providence Day School

SEASON STATS

PPG	RPG	APG	FG%	3FG%	FT%
11.7	3.6	3.5	48%	37%	78%

LAST GAME VS. BAYLOR (3.9.19)

MIN	PTS	REBS	ASTS	BLKS	STLS
34	15	3	0	0	2

An explosive combo guard who picked up numerous postseason honors and played in all-star games following the 2017-18 season including McDonald's All-America and the Jordan Brand Classic ... Ended ranked No. 20 by Rivals.com, No. 21 by 247Sports.com and No. 24 by ESPN100.

CAREER HONORS

- All-Big 12 Third Team [2019]
- Big 12 All-Freshman Team [2019]
- CBS Sports/USBWA Freshman of the Week (2.12)
- Big 12 Newcomer of the Week (12.31)
- Bob Cousy Point Guard of the Year Award (1 of 20)

CAREER HIGHS

Points	25	at TCU (2.11.19)
Field Goals	7	at TCU (2.11.19) vs. Texas Tech (2.2.19)
Field Goal Att.	13	at TCU (2.11.19)
3PT Field Goals	4	at TCU (2.11.19)
3PT Field Goal Att.	7	at TCU (2.11.19)
Free Throws	7	3x, last at TCU (2.11.19)
Free Throw Att.	10	vs. Baylor (3.9.19) at Baylor (1.12.19)
Rebounds	10	at TCU (2.11.19)
Assists	8	vs. West Virginia (2.16.19) vs. Iowa State (1.21.19)
Blocks	1	5x, last at Kansas State (2.5.19)
Steals	4	vs. Oklahoma (1.2.19)
Minutes	45	at TCU (2.11.19)

MISCELLANEOUS

	FRESHMAN/CAREER
Double-Doubles	1
10+ Points	19
20+ Points	2
5+ Rebounds	9
10+ Rebounds	1
5+ Assists	8
3+ 3PT Field Goals	3
2+ Steals	15
2+ Blocks	-
Led Team in Pts.	3
Led Team in Rebs.	-
Led Team in Assists	16
Led Team in Steals	12
Led Team in Blocks	2

2018-19 GAME-BY-GAME

OPPONENT (Date)	MP	FG-A	PCT	3PT-A	PCT	FT-A	PCT	O-D-T	PF	A	TO	BLK	ST	TP
^vs. Michigan State (11.6)	34	6-11	.545	3-5	.600	1-2	.500	0-2-2	3	3	4	0	3	16
^VERMONT (11.12)	27	3-5	.600	1-2	.500	0-0	---	2-4-6	1	0	1	0	2	7
^LOUISIANA (11.16)	20	2-6	.333	0-2	.000	0-0	---	0-3-3	2	3	1	0	0	4
^vs. Marquette (11.21)	31	4-7	.571	0-0	---	2-2	1.000	1-2-3	2	4	1	0	3	10
^vs. Tennessee (11.23)	40	5-8	.625	1-1	1.000	6-7	.857	1-3-4	2	2	2	0	0	17
^STANFORD (12.1)	43	3-7	.429	0-0	---	4-7	.571	0-2-2	3	4	0	0	2	10
^WOFFORD (12.4)	30	6-9	.667	1-3	.333	3-3	1.000	0-3-3	3	3	2	0	3	16
^NEW MEXICO STATE (12.8)	39	3-8	.375	0-2	.000	2-3	.667	2-2-4	2	2	3	0	1	8
^VILLANOVA (12.15)	26	3-6	.500	1-1	1.000	4-4	1.000	1-1-2	4	1	2	0	0	11
^SOUTH DAKOTA (12.18)	28	3-7	.429	0-1	.000	2-2	1.000	0-2-2	1	6	2	0	0	8
^at Arizona State (12.22)	32	4-7	.571	2-4	.500	2-2	1.000	0-4-4	3	5	5	1	1	12
^EASTERN MICHIGAN (12.29)	28	5-7	.714	1-2	.500	4-6	.667	0-3-3	1	4	2	1	3	15
^OKLAHOMA (1.2)	28	4-10	.400	1-3	.333	7-8	.875	0-5-5	4	1	2	0	4	16
^at Iowa State (1.5)	31	3-5	.600	1-2	.500	1-2	.500	2-5-7	1	3	5	0	2	8
^TCU (1.9)	27	0-6	.000	0-3	.000	5-6	.833	0-1-1	3	3	1	1	2	5
^at Baylor (1.12)	33	3-4	.750	1-1	1.000	7-10	.700	0-5-5	5	5	3	1	0	14
^TEXAS (1.14)	36	3-6	.500	1-2	.500	3-4	.750	1-4-5	2	5	0	0	0	10
^at West Virginia (1.19)	34	3-5	.600	1-1	1.000	2-2	1.000	0-1-1	3	1	7	0	0	9
^IOWA STATE (1.21)	38	3-12	.250	0-1	.000	5-6	.833	0-2-2	3	8	0	0	2	11
^at Kentucky (1.26)	33	4-10	.400	1-4	.250	0-0	---	0-3-3	5	4	1	0	0	9
^at Texas (1.29)	29	3-6	.500	0-0	---	3-4	.750	0-4-4	3	4	1	0	1	9
^TEXAS TECH (2.2)	34	7-12	.583	3-5	.600	3-5	.600	0-3-3	2	4	4	0	3	20
^at Kansas State (2.5)	39	5-12	.417	0-1	.000	3-4	.750	1-4-5	5	5	4	1	3	13
^OKLAHOMA STATE (2.9)	37	6-10	.600	1-4	.250	5-5	1.000	1-4-5	2	4	1	0	2	18
^at TCU (2.11)	45	7-13	.538	4-7	.571	7-9	.778	0-10-10	2	5	6	0	2	25
^WEST VIRGINIA (2.16)	31	5-7	.714	1-1	1.000	4-4	1.000	2-3-5	1	8	2	0	0	15
^at Texas Tech (2.23)	25	3-7	.429	1-1	1.000	0-0	---	0-2-2	4	1	2	0	0	7
^KANSAS STATE (2.25)	33	5-12	.417	1-5	.200	5-5	1.000	0-1-1	0	3	1	0	1	16
^at Oklahoma State (3.2)	32	2-10	.200	0-4	.000	0-0	---	2-2-4	4	4	5	0	0	4
^at Oklahoma (3.5)	26	2-7	.286	0-3	.000	2-4	.500	1-2-3	0	4	3	0	0	6
^BAYLOR (3.9)	34	4-8	.500	1-4	.250	6-10	.600	2-1-3	3	0	3	0	2	15
vs. Texas (3.14)														
TOTAL	1003	119-250	.476	28-75	.373	98-126	.778	19-93-112	79	109	76	5	42	364

^ Starter

CAREER YEAR-BY-YEAR STATISTICS

SEASON	GP	GS	MIN	AVG	FG	FGA	PCT	3FG	3FGA	PCT	FT	FTA	PCT	OFF	DEF	TOT	AVG	PF	FO	AST	TO	BLK	STL	PTS	AVG
2018-19	31	31	1003	32.4	119	250	.476	28	75	.373	98	126	.778	19	93	112	3.6	79	3	109	76	5	42	364	11.7
TOTAL	31	31	1003	32.4	119	250	.476	28	75	.373	98	126	.778	19	93	112	3.6	79	3	109	76	5	42	364	11.7

BIG 12 ONLY YEAR-BY-YEAR STATISTICS

SEASON	GP	GS	MIN	AVG	FG	FGA	PCT	3FG	3FGA	PCT	FT	FTA	PCT	OFF	DEF	TOT	AVG	PF	FO	AST	TO	BLK	STL	PTS	AVG
2018-19	18	18	592	32.9	68	152	.447	17	48	.354	68	88	.773	12	59	71	3.9	47	2	68	50	3	24	221	12.3
TOTAL	18	18	592	32.9	68	152	.447	17	48	.354	68	88	.773	12	59	71	3.9	47	2	68	50	3	24	221	12.3

CHRIS TEAHAN

Sophomore • Guard • 6-4 • 175 • Leawood, Kan. • Rockhurst HS

SEASON STATS

PPG	RPG	APG	FG%	3FG%	FT%
0.7	0.1	0.1	40%	40%	-

LAST GAME AT OKLAHOMA (3.5.19)

MIN	PTS	REBS	ASTS	BLKS	STLS
2	3	0	0	0	0

2017-18: Appeared in 10 games, two in conference play and three postseason ... Averaged 2.3 minutes per contest ... Made his second 3-pointer of the season in scoring three points vs. Omaha (12/18) ... Had a season-high four points vs. Toledo (11/28) ... Logged four minutes against South Dakota State (11/17) with three points and three rebounds ... An invited walk-on who was a two-sport athlete at Rockhurst HS in Kansas City, Missouri ... Older brother, Conner, played five seasons at KU and on two Final Four teams.



CAREER HONORS

CAREER HIGHS

Points	4	vs. Toledo (11.28.17)
Field Goals	1	6x, last at Oklahoma (3.5.19)
Field Goal Att.	2	6x, last vs. West Virginia (2.16.19)
3PT Field Goals	1	at Oklahoma (3.5.19)
		vs. West Virginia (2.16.19)
		vs. Omaha (12.18.17)
		vs. South Dakota St. (11.17.17)
3PT Field Goal Att.	2	4x, last vs. West Virginia (2.16.19)
Free Throws	2	vs. Toledo (11.28.17)
Free Throw Att.	2	vs. Toledo (11.28.17)
Rebounds	3	vs. South Dakota St. (11.17.17)
Assists	1	vs. Eastern Michigan (12.29.18)
		vs. Tennessee St. (11.10.17)
Blocks	-	-
Steals	-	-
Minutes	4	4x, last vs. Omaha (12.18.17)

MISCELLANEOUS

	FR	SO	CAREER
5+ Minutes	-	-	-
4+ Points	1	-	1
3+ Rebounds	1	-	1
3+ Assists	-	-	-
2+ 3PT Field Goals	-	-	-
2+ Steals	-	-	-
2+ Blocks	1	-	1
Led Team in Pts.	-	-	-
Led Team in Rebs.	-	-	-
Led Team in Steals	-	-	-
Led Team in Blocks	-	-	-

2018-19 GAME-BY-GAME

OPPONENT (Date)	MP	FG-A	PCT	3PT-A	PCT	FT-A	PCT	O-D-T	PF	A	TO	BLK	ST	TP
vs. Michigan State (11.6)														
VERMONT (11.12)														
LOUISIANA (11.16)														
vs. Marquette (11.21)														
vs. Tennessee (11.23)														
STANFORD (12.1)														
WOFFORD (12.4)	2	0-0	---	0-0	---	0-0	---	0-0-0	0	0	0	0	0	0
NEW MEXICO STATE (12.8)														
VILLANOVA (12.15)														
SOUTH DAKOTA (12.18)														
at Arizona State (12.22)														
EASTERN MICHIGAN (12.29)	2	0-0	---	0-0	---	0-0	----	0-0-0	1	1	0	0	0	0
OKLAHOMA (1.2)														
at Iowa State (1.5)	2	0-0	---	0-0	---	0-0	---	0-0-0	0	0	0	0	0	0
TCU (1.9)														
at Baylor (1.12)														
TEXAS (1.14)														
at West Virginia (1.19)														
IOWA STATE (1.21)														
at Kentucky (1.26)														
at Texas (1.29)														
TEXAS TECH (2.2)	2	0-2	.000	0-2	.000	0-0	---	0-1-1	0	0	1	0	0	0
at Kansas State (2.5)	1	0-0	---	0-0	---	0-0	---	0-0-0	0	0	0	0	0	0
OKLAHOMA STATE (2.9)														
at TCU (2.11)														
WEST VIRGINIA (2.16)	3	1-2	.500	1-2	.500	0-0	---	0-0-0	1	0	0	0	0	3
at Texas Tech (2.23)	3	0-0	---	0-0	---	0-0	---	0-0-0	0	0	0	0	0	0
KANSAS STATE (2.25)	0+	0-0	---	0-0	---	0-0	---	0-0-0	0	0	0	0	0	0
at Oklahoma State (3.2)														
at Oklahoma (3.5)	2	1-1	1.000	1-1	1.000	0-0	---	0-0-0	0	0	0	0	0	3
*BAYLOR (3.9)														
vs. Texas (3.14)														
TOTAL	17	2-5	.400	2-5	.400	0-0	---	0-1-1	2	1	1	0	0	6

^ Starter

CAREER YEAR-BY-YEAR STATISTICS

SEASON	GP	GS	MIN	AVG	FG	FGA	PCT	3FG	3FGA	PCT	FT	FTA	PCT	OFF	DEF	TOT	AVG	PF	FO	AST	TO	BLK	STL	PTS	AVG
2017-18	11	0	25	2.3	4	11	.364	2	8	.250	2	2	1.000	2	5	7	0.6	2	0	1	3	0	0	12	1.1
2018-19	9	0	17	1.9	2	5	.400	2	5	.400	0	0	.000	0	1	1	0.1	2	0	1	1	0	0	6	0.7
TOTAL	20	0	42	2.1	6	16	.375	4	13	.308	2	2	1.000	2	6	8	0.4	4	0	2	4	0	0	18	0.9

BIG 12 ONLY YEAR-BY-YEAR STATISTICS

SEASON	GP	GS	MIN	AVG	FG	FGA	PCT	3FG	3FGA	PCT	FT	FTA	PCT	OFF	DEF	TOT	AVG	PF	FO	AST	TO	BLK	STL	PTS	AVG
2017-18	2	0	2	1.0	0	1	.000	0	1	.000	0	0	.000	0	0	0	0.0	0	0	0	0	0	0	0	0.0
2018-19	7	0	13	1.9	2	5	.400	2	5	.400	0	0	.000	0	1	1	0.1	1	0	0	1	0	0	6	0.9
TOTAL	9	0	15	1.7	2	6	.333	2	6	.333	0	0	.000	0	1	1	0.1	1	0	0	1	0	0	6	0.7



K.J. LAWSON

RS-Sophomore • Guard • 6-8 • 205 • Memphis, Tenn. • Hamilton HS • Memphis

SEASON STATS

PPG	RPG	APG	FG%	3FG%	FT%
3.1	2.0	0.5	45%	32%	76%

LAST GAME VS. BAYLOR (3.9.19)

MIN	PTS	REBS	ASTS	BLKS	STLS
7	2	2	1	0	0

A transfer from Memphis who sat out the 2017-18 season due to NCAA rules ... Played in 42 games while at Memphis with 33 starts, an 11.5 career scoring average and 7.0 career rebound average ... Had nine career double-doubles ... Granted a medical redshirt following the 2015-16 season.

CAREER HONORS

American Athletic Conference Rookie of the Year [2017]
 American Athletic Conference All-Rookie Team [2017]

CAREER HIGHS (*AT MEMPHIS)

Points	*28	at Houston (1.19.17)
Rebounds	*19	vs. East Carolina (1.28.17)
Field Goals	*12	at Houston (1.19.17)
Field Goal Att.	*23	vs. East Carolina (1.28.17)
3PT Field Goals	3	vs. West Virginia (2.16.19)
	*3	vs. UTRGV (11.14.16)
3PT Attempts	5	at Texas Tech (2.23.19)
Free Throws	*9	vs. Jackson State (11.30.16)
Free Throw Att.	*11	vs. Tulane (3.2.17)
Assists	*7	vs. McNeese (11.22.16)
Blocks	*2	4x, last vs. Tulsa (2.7.17)
Steals	*3	vs. South Florida (1.14.17)
Minutes	*43	at Houston (1.19.17)

MISCELLANEOUS (*AT MEMPHIS)

	*FR	*SO	R-SO	CAREER
Double-Doubles	-	9	-	9
10+ Points	4	20	2	26
20+ Points	-	4	-	4
5+ Rebounds	4	26	3	33
10+ Rebounds	-	12	-	12
3+ Assists	1	18	2	21
2+ 3PT Field Goals	-	4	3	7
2+ Steals	1	2	1	4
2+ Blocks	1	3	-	4
Led Team in Pts.	1	6	1	8
Led Team in Rebs.	0	14	-	14
Led Team in Assists	0	5	1	6
Led Team in Steals	0	5	1	6
Led Team in Blocks	0	5	-	5

2018-19 GAME-BY-GAME

OPPONENT (Date)	MP	FG-A	PCT	3PT-A	PCT	FT-A	PCT	O-D-T	PF	A	TO	BLK	ST	TP
vs. Michigan State (11.6)	10	1-1	1.000	1-1	1.000	1-2	.500	1-5-6	3	1	0	0	0	4
VERMONT (11.12)	3	0-0	---	0-0	---	0-0	---	0-0-0	1	0	1	0	0	0
LOUISIANA (11.16)	2	1-1	1.000	0-0	---	0-0	---	0-0-0	0	0	0	0	1	2
vs. Marquette (11.21)	2	0-0	---	0-0	---	0-0	---	0-2-2	0	0	0	0	0	0
vs. Tennessee (11.23)	19	2-4	.500	0-1	.000	4-6	.667	1-5-6	4	0	1	0	2	8
STANFORD (12.1)	4	0-0	---	0-0	---	2-2	1.000	2-0-2	1	0	1	0	0	2
WOFFORD (12.4)	17	2-4	.500	0-1	.000	1-2	.500	1-1-2	2	3	1	0	1	5
NEW MEXICO STATE (12.8)	4	1-1	1.000	1-1	1.000	0-0	---	0-1-1	0	1	0	0	0	3
VILLANOVA (12.15)	14	0-2	.000	0-1	.000	0-0	---	2-1-3	1	2	1	0	0	0
SOUTH DAKOTA (12.18)	9	1-3	.333	1-2	.500	0-0	---	0-0-0	4	0	0	0	0	3
at Arizona State (12.22)	12	0-2	.000	0-2	.000	0-0	---	0-2-2	2	2	0	0	0	0
EASTERN MICHIGAN (12.29)	11	2-4	.500	2-4	.500	0-0	---	1-3-4	1	3	1	0	0	6
OKLAHOMA (1.2)	1	0-0	---	0-0	---	0-0	---	0-0-0	0	0	1	0	0	0
at Iowa State (1.5)	9	1-2	.500	0-1	.000	0-0	---	0-1-1	1	1	1	0	1	2
TCU (1.9)	11	2-3	.667	0-1	.000	3-3	1.000	1-0-1	0	0	0	0	0	7
at Baylor (1.12)	11	1-2	.500	0-0	---	1-2	.500	1-0-1	1	0	0	0	0	3
TEXAS (1.14)							DNP							
at West Virginia (1.19)	16	1-5	.200	0-2	.000	0-0	---	2-2-4	3	0	0	0	0	2
IOWA STATE (1.21)	9	1-2	.500	0-0	---	0-0	---	1-2-3	4	0	1	0	0	2
at Kentucky (1.26)	3	0-1	.000	0-0	---	0-0	---	0-0-0	1	0	0	0	0	0
at Texas (1.29)	4	0-0	---	0-0	---	0-0	---	0-0-0	1	0	1	0	0	0
TEXAS TECH (2.2)	6	1-3	.333	1-3	.333	0-0	---	0-0-0	2	0	0	0	0	3
at Kansas State (2.5)	12	1-2	.500	1-2	.500	0-0	---	0-1-1	2	0	1	0	0	3
OKLAHOMA STATE (2.9)	11	1-3	.333	0-1	.000	0-0	---	0-1-1	1	0	1	0	0	2
at TCU (2.11)	16	4-6	.667	0-1	.000	2-2	1.000	2-1-3	0	0	0	0	0	10
WEST VIRGINIA (2.16)	24	5-7	.714	3-4	.750	2-2	1.000	0-3-3	1	0	1	1	0	15
at Texas Tech (2.23)	20	3-6	.500	2-5	.400	0-0	---	1-1-2	1	1	1	0	0	8
KANSAS STATE (2.25)	9	0-1	.000	0-1	.000	0-0	---	0-3-3	2	0	1	0	0	0
at Oklahoma State (3.2)	6	1-4	.250	0-2	.000	0-0	---	1-0-1	0	0	1	0	0	2
at Oklahoma (3.5)	13	0-3	.000	0-2	.000	0-0	---	0-5-5	1	1	1	0	0	0
BAYLOR (3.9)	7	1-1	1.000	0-0	---	0-0	---	1-1-2	1	1	2	0	0	2
vs. Texas (3.14)														
TOTAL	295	33-73	.452	12-38	.316	16-21	.762	18-41-59	41	16	19	1	5	94

^ Starter

CAREER YEAR-BY-YEAR STATISTICS (*AT MEMPHIS)

SEASON	GP	GS	MIN	AVG	FG	FGA	PCT	3FG	3FGA	PCT	FT	FTA	PCT	OFF	DEF	TOT	AVG	PF	FO	AST	TO	BLK	STL	PTS	AVG		
2015-16*	10	2	197	19.7	26	71	.366	2	9	.222	34	51	.667	10	25	35	3.5	26	1	11	19	6	6	88	8.8		
2016-17*	32	31	1078	33.7	145	363	.399	22	67	.328	82	118	.695	73	186	259	8.1	72	1	88	66	13	16	394	12.3		
2017-18																											
REDSHIRT YEAR																											
2018-19	30	0	295	9.8	33	73	.452	12	38	.316	16	21	.762	18	41	59	2.0	41	0	16	19	1	5	94	3.1		
TOTAL	72	33	1570	21.8	204	507	.402	36	114	.316	132	190	.695	101	252	353	4.9	139	2	115	104	20	27	576	8.0		

BIG 12 ONLY YEAR-BY-YEAR STATISTICS

SEASON	GP	GS	MIN	AVG	FG	FGA	PCT	3FG	3FGA	PCT	FT	FTA	PCT	OFF	DEF	TOT	AVG	PF	FO	AST	TO	BLK	STL	PTS	AVG
2018-19	17	0	185	10.9	23	50	.460	7	25	.280	8	9	.889	10	21	31	1.8	21	0	4	13	1	1	61	3.6
TOTAL	17	0	185	10.9	23	50	.460	7	25	.280	8	9	.889	10	21	31	1.8	21	0	4	13	1	1	61	3.6



GARRETT LUINSTRA (loo-IN-struh)

Freshman • Guard • 6-2 • 155 • Lawrence, Kan. • Lawrence Free State HS

SEASON STATS

PPG	RPG	APG	FG%	3FG%	FT%
0.0	0.1	0.1	0%	0%	-

LAST GAME AT OKLAHOMA (3.5.19)

MIN	PTS	REBS	ASTS	BLKS	STLS
2	0	0	0	0	0

An invited walk-on ... A combo guard who set his high school's single-season scoring record with 456 points as a senior ... Averaged 19 points his senior year in guiding Free State High School to the 6A state title game and a 19-6 record ... A first-team all-state selection and the Sunflower League Player of the Year his senior season.

CAREER HONORS

CAREER HIGHS

Points	-
Field Goals	-
Field Goal Att.	1 vs. West Virginia (2.16.19) vs. Texas Tech (2.2.19) vs. South Dakota (12.18.18)
3PT Field Goals	-
3PT Field Goal Att.	1 vs. Texas Tech (2.2.19)
Free Throws	-
Free Throw Att.	-
Rebounds	1 vs. South Dakota (12.18.18)
Assists	1 at Kansas State (2.5.19)
Blocks	-
Steals	-
Minutes	2 at Oklahoma (3.5.19) vs. Texas Tech (2.2.19) vs. South Dakota (12.18.18)

MISCELLANEOUS

FRESHMAN/CAREER

5+ Minutes	-
4+ Points	-
3+ Rebounds	-
2+ Assists	-
2+ 3PT Field Goals	-
2+ Steals	-
2+ Blocks	-
Led Team in Pts.	-
Led Team in Rebs.	-
Led Team in Steals	-
Led Team in Blocks	-

2018-19 GAME-BY-GAME

OPPONENT (Date)	MP	FG-A	PCT	3PT-A	PCT	FT-A	PCT	O-D-T	PF	A	TO	BLK	ST	TP
vs. Michigan State (11.6)														
VERMONT (11.12)														
LOUISIANA (11.16)														
vs. Marquette (11.21)														
vs. Tennessee (11.23)														
STANFORD (12.1)														
WOFFORD (12.4)	1	0-0	---	0-0	---	0-0	---	0-0-0	1	0	0	0	0	0
NEW MEXICO STATE (12.8)														
VILLANOVA (12.15)														
SOUTH DAKOTA (12.18)	2	0-1	.000	0-0	---	0-0	---	1-0-1	0	0	0	0	0	0
at Arizona State (12.22)														
EASTERN MICHIGAN (12.29)														
OKLAHOMA (1.2)														
at Iowa State (1.5)														
TCU (1.9)														
at Baylor (1.12)														
TEXAS (1.14)														
at West Virginia (1.19)														
IOWA STATE (1.21)														
at Kentucky (1.26)														
at Texas (1.29)														
TEXAS TECH (2.2)	2	0-1	.000	0-1	.000	0-0	---	0-0-0	0	0	0	0	0	0
at Kansas State (2.5)	0+	0-0	---	0-0	---	0-0	---	0-0-0	1	1	0	0	0	0
OKLAHOMA STATE (2.9)														
at TCU (2.11)														
WEST VIRGINIA (2.16)	1	0-1	.000	0-0	---	0-0	---	0-0-0	0	0	1	0	0	0
at Texas Tech (2.23)	1	0-0	---	0-0	---	0-0	---	0-0-0	0	0	0	0	0	0
KANSAS STATE (2.25)	0+	0-0	---	0-0	---	0-0	---	0-0-0	0	0	0	0	0	0
at Oklahoma State (3.2)														
at Oklahoma (3.5)	2	0-0	---	0-0	---	0-0	---	0-0-0	0	0	0	0	0	0
^BAYLOR (3.9)														
vs. Texas (3.14)														
TOTAL	9	0-3	.000	0-1	.000	0-0	---	1-0-1	2	1	1	0	0	0

^ Starter

CAREER YEAR-BY-YEAR STATISTICS

SEASON	GP	GS	MIN	AVG	FG	FGA	PCT	3FG	3FGA	PCT	FT	FTA	PCT	OFF	DEF	TOT	AVG	PF	FO	AST	TO	BLK	STL	PTS	AVG
2018-19	8	0	9	1.1	0	3	.000	0	1	.000	0	0	.000	1	0	1	0.1	2	0	1	1	0	0	0	0.0
TOTAL	8	0	9	1.1	0	3	.000	0	1	.000	0	0	.000	1	0	1	0.1	2	0	1	1	0	0	0	0.0

BIG 12 ONLY YEAR-BY-YEAR STATISTICS

SEASON	GP	GS	MIN	AVG	FG	FGA	PCT	3FG	3FGA	PCT	FT	FTA	PCT	OFF	DEF	TOT	AVG	PF	FO	AST	TO	BLK	STL	PTS	AVG
2018-19	6	0	6	1.0	0	2	.000	0	1	.000	0	0	.000	0	0	0	0.0	1	0	1	1	0	0	0	0.0
TOTAL	6	0	6	1.0	0	2	.000	0	1	.000	0	0	.000	0	0	0	0.0	1	0	1	1	0	0	0	0.0



SILVIO DE SOUSA (deh-SOE-suh)

Freshman • Forward • 6-9 • 245 • Luanda, Angola • IMG Academy (Fla.)

LAST SEASON STATS

PPG	RPG	BPG	FG%	3FG%	FT%
4.0	3.7	0.2	68%	-	71%

LAST GAME VS. VILLANOVA (3.31.18)

MIN	PTS	REBS	ASTS	BLKS	STLS
10	7	7	0	0	0

2017-18: Averaged 4.8 points and 5.4 rebounds in the 2018 NCAA Tournament ... Tied season high with 26 minutes vs. Duke (3/25) with 10 rebounds and scoring four points ... Averaged 20.0 minutes, 10.0 ppg and 9.7 rpg in the Big 12 Championship ... Posted his first double-double (16 points, 10 rebounds) vs. West Virginia (3/10) in the Big 12 title game ... Pulled down six or more rebounds seven times, including his last three games in the NCAA Tournament ... Joined the team following graduation from IMG Academy in Bradenton, Florida, following the fall 2017 semester.

CAREER HONORS

CAREER HIGHS

Points	16	vs. West Virginia (3.10.18)
Field Goals	8	vs. West Virginia (3.10.18)
Field Goal Att.	8	vs. West Virginia (3.10.18)
3PT Field Goals	-	-
3PT Field Goal Att.	-	-
Free Throws	4	vs. Oklahoma (2.19.18)
Free Throw Att.	4	3x, last vs. Villanova (3.31.18)
Rebounds	11	vs. Kansas State (3.9.18)
Assists	1	4x, last vs. Duke (3.25.18)
Blocks	1	3x, last vs. Duke (3.25.18)
Steals	1	vs. West Virginia (3.10.18)
Minutes	26	vs. Duke (3.25.18) vs. West Virginia (3.10.18)

MISCELLANEOUS

	FR	SO	CAREER
Double-Doubles	1		1
10+ Points	2		2
20+ Points	-		-
5+ Rebounds	7		7
10+ Rebounds	3		3
3+ Assists	-		-
2+ Steals	-		-
2+ Blocks	-		-
Led Team in Pts.	-		-
Led Team in Rebs.	4		4
Led Team in Assists	-		-
Led Team in Steals	-		-
Led Team in Blocks	1		1

2018-19 GAME-BY-GAME

OPPONENT (Date)	MP	FG-A	PCT	3PT-A	PCT	FT-A	PCT	O-D-T	PF	A	TO	BLK	ST	TP
vs. Michigan State (11.6)														DNP
VERMONT (11.12)														DNP
LOUISIANA (11.16)														DNP
vs. Marquette (11.21)														DNP
vs. Tennessee (11.23)														DNP
STANFORD (12.1)														DNP
WOFFORD (12.4)														DNP
NEW MEXICO STATE (12.8)														DNP
VILLANOVA (12.15)														DNP
SOUTH DAKOTA (12.18)														DNP
at Arizona State (12.22)														DNP
EASTERN MICHIGAN (12.29)														DNP
OKLAHOMA (1.2)														DNP
at Iowa State (1.5)														DNP
TCU (1.9)														DNP
at Baylor (1.12)														DNP
TEXAS (1.14)														DNP
at West Virginia (1.19)														DNP
IOWA STATE (1.21)														DNP
at Kentucky (1.26)														DNP
at Texas (1.29)														DNP
TEXAS TECH (2.2)														DNP
at Kansas State (2.5)														DNP
OKLAHOMA STATE (2.9)														DNP
at TCU (2.11)														DNP
WEST VIRGINIA (2.16)														DNP
at Texas Tech (2.23)														DNP
KANSAS STATE (2.25)														DNP
at Oklahoma State (3.2)														DNP
at Oklahoma (3.5)														DNP
BAYLOR (3.9)														DNP
vs. Texas (3.14)														DNP
TOTAL														

^ Starter

CAREER YEAR-BY-YEAR STATISTICS

SEASON	GP	GS	MIN	AVG	FG	FGA	PCT	3FG	3FGA	PCT	FT	FTA	PCT	OFF	DEF	TOT	AVG	PF	FO	AST	TO	BLK	STL	PTS	AVG
2017-18	20	0	175	8.8	32	47	.681	0	0	.000	15	21	.714	33	41	74	3.7	33	0	4	18	3	1	79	4.0
2018-19	-	-	-	-	-	-	-	-	-	-	-	-	-	-	-	-	-	-	-	-	-	-	-	-	-
TOTAL	20	0	175	8.8	32	47	.681	0	0	.000	15	21	.714	33	41	74	3.7	33	0	4	18	3	1	79	4.0

BIG 12 ONLY YEAR-BY-YEAR STATISTICS

SEASON	GP	GS	MIN	AVG	FG	FGA	PCT	3FG	3FGA	PCT	FT	FTA	PCT	OFF	DEF	TOT	AVG	PF	FO	AST	TO	BLK	STL	PTS	AVG
2017-18	11	0	50	4.5	9	14	.643	0	0	.000	7	9	.778	12	6	18	1.6	14	0	2	7	0	0	25	2.3
2018-19	-	-	-	-	-	-	-	-	-	-	-	-	-	-	-	-	-	-	-	-	-	-	-	-	-
TOTAL	11	0	50	4.5	9	14	.643	0	0	.000	7	9	.778	12	6	18	1.6	14	0	2	7	0	0	25	2.3

20 • Game Notes



LAGERALD VICK

Senior • Guard • 6-5 • 190 • Memphis, Tenn. • Douglass HS

SEASON STATS

PPG	RPG	APG	FG%	3FG%	FT%
14.1	4.0	1.9	48%	46%	77%

LAST GAME AT KANSAS STATE (2.5.19)

MIN	PTS	REBS	ASTS	BLKS	STLS
19	7	3	2	0	1

Announced Feb. 7 that he will take a leave of absence from the team, with no timetable for a return ... Lone senior on the Kansas roster ... Made 13 3-pointers in his last six games in 2017-18 ... All-Big 12 Honorable Mention ... Had six 20-point efforts ... Recorded 12 games of six-plus rebounds in 2017-18 including eight boards vs. Clemson (3/23) ... Averaged 7.4 ppg and shot 37 percent from beyond the arc in 2016-17.

CAREER HONORS

- 2x Big 12 Player of the Week (11.19, 12.3)
- NIT Season Tip-Off All-Tournament Team
- All-Big 12 Honorable Mention [2017-18]
- Academic All-Big 12 Rookie Team [2015-16]

CAREER HIGHS

Points	33	vs. Louisiana (11.16.18)
Field Goals	12	vs. Vermont (11.12.18) vs. Washington (12.6.17)
Field Goal Att.	23	vs. Washington (12.6.17)
3PT Field Goals	8	vs. Vermont (11.12.18)
3PT Field Goal Att.	12	vs. Louisiana (11.16.18)
Free Throws	8	vs. Villanova (12.15.18)
Free Throw Att.	10	vs. Villanova (12.15.18)
Rebounds	11	vs. Texas Southern (11.21.17)
Assists	7	3x, last vs. Washington (12.6.17)
Blocks	3	vs. Oakland (11.24.17)
Steals	3	6x, last vs. Oklahoma (1.2.19)
Minutes	43	2x, last vs. Stanford (12.1.18)

MISCELLANEOUS

	FR	SO	JR	SR	CAREER
Double-Doubles	0	0	1	-	1
10+ Points	0	7	24	17	48
20+ Points	0	1	6	5	12
30+ Points	0	0	0	2	2
5+ Rebounds	1	12	21	7	35
10+ Rebounds	0	0	1	-	1
3+ Assists	0	2	12	6	20
3+ 3PT Field Goals	0	4	9	10	23
2+ Steals	0	6	10	7	23
2+ Blocks	0	2	2	-	4
Led Team in Pts.	0	1	3	6	10
Led Team in Rebs.	0	1	4	1	6
Led Team in Assists	0	0	3	2	5
Led Team in Steals	0	5	6	5	16
Led Team in Blocks	0	6	6	1	13

2018-19 GAME-BY-GAME

OPPONENT (Date)	MP	FG-A	PCT	3PT-A	PCT	FT-A	PCT	O-D-T	PF	A	TO	BLK	ST	TP
^vs. Michigan State (11.6)	32	1-7	.143	0-4	.000	0-0	---	0-3-3	2	3	2	0	3	2
^VERMONT (11.12)	33	12-14	.857	8-8	1.000	0-0	---	1-2-3	2	1	2	0	1	32
^LOUISIANA (11.16)	40	11-18	.611	7-12	.583	4-5	.800	2-7-9	0	2	3	0	2	33
^vs. Marquette (11.21)	36	6-12	.500	3-5	.600	1-2	.500	0-2-2	2	0	2	0	1	16
^vs. Tennessee (11.23)	43	6-12	.500	3-7	.429	0-0	---	1-1-2	2	4	2	0	1	15
^STANFORD (12.1)	43	10-17	.588	7-11	.636	0-0	.000	1-4-5	3	1	3	0	1	27
WOFFORD (12.4)	22	0-3	.000	0-2	.000	0-0	---	0-2-2	0	0	2	0	1	0
NEW MEXICO STATE (12.8)	31	2-8	.250	1-3	.333	0-0	---	0-6-6	2	5	1	1	2	5
^VILLANOVA (12.15)	39	9-15	.600	3-8	.375	8-10	.800	0-7-7	2	1	3	0	0	29
^SOUTH DAKOTA (12.18)	33	5-12	.417	2-3	.667	0-0	---	2-3-5	2	2	3	1	3	12
^at Arizona State (12.22)	37	5-16	.313	3-11	.273	1-1	1.000	0-2-2	4	1	3	0	2	14
^EASTERN MICHIGAN (12.29)	29	2-7	.286	0-5	.000	0-1	.000	0-3-3	0	4	2	0	1	4
^OKLAHOMA (1.2)	25	5-12	.417	2-7	.286	0-1	.000	0-4-4	1	1	4	1	3	12
^at Iowa State (1.5)	29	2-8	.250	2-6	.333	0-0	---	0-4-4	0	1	7	0	2	6
^TCU (1.9)	36	5-10	.500	2-7	.286	0-0	---	1-3-4	2	4	6	0	0	12
^at Baylor (1.12)	36	6-10	.600	6-8	.750	0-1	.000	0-3-3	1	2	4	1	0	18
^TEXAS (1.14)	32	7-14	.500	5-8	.625	2-2	1.000	0-4-4	0	4	0	0	1	21
^at West Virginia (1.19)	33	5-12	.417	2-6	.333	1-1	1.000	1-2-3	1	0	2	0	0	13
^IOWA STATE (1.21)	37	5-11	.455	2-6	.333	2-2	1.000	0-3-3	0	1	2	0	0	14
^at Kentucky (1.26)	35	4-9	.444	2-5	.400	0-0	---	1-5-6	3	1	1	0	1	10
at Texas (1.29)	23	4-9	.444	2-5	.400	0-0	---	0-2-2	0	1	1	0	1	10
^TEXAS TECH (2.2)	36	4-7	.571	3-4	.750	2-2	1.000	1-5-6	1	2	1	1	0	13
^at Kansas State (2.5)	19	2-5	.400	1-4	.250	2-2	1.000	0-3-3	0	2	2	0	1	7
OKLAHOMA STATE (2.9)														DNP
at TCU (2.11)														DNP
WEST VIRGINIA (2.16)														DNP
at Texas Tech (2.23)														DNP
KANSAS STATE (2.25)														DNP
at Oklahoma State (3.2)														DNP
at Oklahoma (3.5)														DNP
BAYLOR (3.9)														DNP
vs. Texas (3.14)														
TOTAL	759	118-248	.476	66-145	.455	23-30	.767	11-80-91	30	43	58	5	27	325

^ Starter

CAREER YEAR-BY-YEAR STATISTICS

SEASON	GP	GS	MIN	AVG	FG	FGA	PCT	3FG	3FGA	PCT	FT	FTA	PCT	OFF	DEF	TOT	AVG	PF	FO	AST	TO	BLK	STL	PTS	AVG
2015-16	19	0	91	4.8	14	25	.560	8	17	.471	3	6	.500	1	4	5	0.3	6	0	8	6	1	3	39	2.1
2016-17	36	6	878	24.4	97	219	.443	34	92	.370	38	46	.826	36	91	127	3.5	58	1	34	40	15	21	266	7.4
2017-18	39	35	1289	33.1	187	383	.488	59	158	.373	37	55	.673	37	150	187	4.8	74	0	83	64	13	34	470	12.1
2018-19	23	20	759	33.0	118	248	.476	66	145	.455	23	30	.767	11	80	91	4.0	30	0	43	58	5	27	325	14.1
TOTAL	117	61	3017	25.8	416	875	.475	167	412	.405	101	137	.737	85	325	410	3.5	168	1	168	168	34	85	1100	9.4

BIG 12 ONLY YEAR-BY-YEAR STATISTICS

SEASON	GP	GS	MIN	AVG	FG	FGA	PCT	3FG	3FGA	PCT	FT	FTA	PCT	OFF	DEF	TOT	AVG	PF	FO	AST	TO	BLK	STL	PTS	AVG
2015-16	8	0	25	3.1	5	9	.556	5	8	.625	0	0	.000	0	1	1	0.1	3	0	0	1	0	0	15	1.9
2016-17	18	0	424	23.6	41	99	.414	15	43	.349	25	30	.833	18	41	59	3.3	27	1	14	20	5	9	122	6.8
2017-18	18	14	587	32.6	63	152	.414	22	75	.293	14	24	.583	10	62	72	4.0	42	0	25	29	4	12	162	9.0
2018-19	10	9	306	30.6	45	98	.459	27	61	.443	9	11	.818	3	33	36	3.6	6	0	18	29	3	8	126	12.6
TOTAL	54	23	1342	24.9	154	358	.430	69	187	.369	48	65	.738	31	137	168	3.1	78	1	57	79	12	29	425	7.9



OCHAI AGBAJI (OCH-eye uh-BAH-gee)

Freshman • Guard • 6-5 • 210 • Kansas City, Mo. • Oak Park HS

SEASON STATS

PPG	RPG	APG	FG%	3FG%	FT%
9.2	4.9	0.9	46%	32%	70%

LAST GAME VS. BAYLOR (3.9.19)

MIN	PTS	REBS	ASTS	BLKS	STLS
30	6	8	4	0	0

Played in his first game of the season vs. TCU (1/9) ... Previously declared a redshirt for 2018-19 on Nov. 5 ... A Kansas City product who is very athletic and has a great shooting touch ... Verbally committed to Kansas in February 2018 ... Bill Self compares Agbaji to Kansas City Jayhawk Travis Releford who played in 138 career games and was a two-year starter while at KU.

CAREER HONORS

Big 12 Newcomer of the Week (2.4.19)

CAREER HIGHS

Points	24	at Texas (1.29.19)
Field Goals	8	vs. Oklahoma State (2.9.19) at Texas (1.29.19)
Field Goal Att.	12	at Oklahoma (3.5.19) at TCU (2.11.19) vs. Oklahoma State (2.9.19)
3PT Field Goals	5	vs. Oklahoma State (2.9.19)
3PT Field Goal Att.	8	at Oklahoma State (3.2.19)
Free Throws	6	at TCU (2.11.19) at Texas (1.29.19)
Free Throw Att.	8	at Texas (1.29.19)
Rebounds	11	at TCU (2.11.19)
Assists	4	vs. Baylor (3.9.19)
Blocks	1	8x, last at Oklahoma (3.5.19)
Steals	2	at Texas (1.29.19) vs. TCU (1.9.19)
Minutes	41	at TCU (2.11.19)

MISCELLANEOUS

	FRESHMAN/CAREER
Double-Doubles	2
10+ Points	7
20+ Points	3
5+ Rebounds	7
10+ Rebounds	2
3+ Assists	2
2+ 3PT Field Goals	5
2+ Steals	2
2+ Blocks	-
Led Team in Pts.	1
Led Team in Rebs.	3
Led Team in Assists	-
Led Team in Steals	-
Led Team in Blocks	5

2018-19 GAME-BY-GAME

OPPONENT (Date)	MP	FG-A	PCT	3PT-A	PCT	FT-A	PCT	O-D-T	PF	A	TO	BLK	ST	TP
vs. Michigan State (11.6)														
VERMONT (11.12)														
LOUISIANA (11.16)														
vs. Marquette (11.21)														
vs. Tennessee (11.23)														
STANFORD (12.1)														
WOFFORD (12.4)														
NEW MEXICO STATE (12.8)														
VILLANOVA (12.15)														
SOUTH DAKOTA (12.18)														
at Arizona State (12.22)														
EASTERN MICHIGAN (12.29)														
OKLAHOMA (1.2)														
at Iowa State (1.5)														
TCU (1.9)	25	3-5	.600	1-2	.500	0-0	---	1-3-4	2	1	0	1	2	7
at Baylor (1.12)	21	4-5	.800	1-2	.500	1-2	.500	1-2-3	2	0	0	0	1	10
TEXAS (1.14)	25	2-5	.400	0-2	.000	0-0	---	0-4-4	1	2	0	0	1	4
at West Virginia (1.19)	4	0-1	.000	0-0	---	0-0	---	1-2-3	0	0	3	0	0	0
IOWA STATE (1.21)	16	3-6	.500	2-4	.500	0-0	.000	1-4-5	5	0	2	1	0	8
at Kentucky (1.26)	21	2-6	.333	1-4	.250	2-2	1.000	2-0-2	0	0	1	0	0	7
*at Texas (1.29)	35	8-10	.800	2-4	.500	6-8	.750	4-3-7	4	0	2	1	2	24
*TEXAS TECH (2.2)	33	3-8	.375	1-4	.250	3-6	.500	1-9-10	3	3	2	0	1	10
*at Kansas State (2.5)	35	3-7	.429	0-2	.000	0-2	.000	1-3-4	3	0	4	1	1	6
*OKLAHOMA STATE (2.9)	36	8-12	.667	5-7	.714	2-2	1.000	1-5-6	1	2	0	0	0	23
*at TCU (2.11)	41	6-12	.500	2-6	.333	6-6	1.000	1-10-11	0	1	1	1	1	20
*WEST VIRGINIA (2.16)	27	4-9	.444	1-4	.250	1-2	.500	0-3-3	4	1	3	0	1	10
*at Texas Tech (2.23)	30	1-6	.167	0-3	.000	0-0	---	0-2-2	1	0	2	1	0	2
*KANSAS STATE (2.25)	16	0-1	.000	0-1	.000	0-0	---	0-3-3	0	0	1	0	0	0
*at Oklahoma State (3.2)	29	3-10	.300	3-8	.375	2-3	.667	0-5-5	2	2	0	1	0	11
*at Oklahoma (3.5)	31	4-12	.333	1-7	.143	0-0	---	0-3-3	3	0	1	1	0	9
*BAYLOR (3.9)	30	3-10	.300	0-3	.000	0-0	---	1-7-8	3	4	1	0	0	6
vs. Texas (3.14)														
TOTAL	455	57-125	.456	20-63	.317	23-33	.697	15-68-83	34	16	23	8	10	157

^ Starter

CAREER YEAR-BY-YEAR STATISTICS

SEASON	GP	GS	MIN	AVG	FG	FGA	PCT	3FG	3FGA	PCT	FT	FTA	PCT	OFF	DEF	TOT	AVG	PF	FO	AST	TO	BLK	STL	PTS	AVG
2018-19	17	11	455	26.8	57	125	.456	20	63	.317	23	33	.697	15	68	83	4.9	34	1	16	23	8	10	157	9.2
TOTAL	17	11	455	26.8	57	125	.456	20	63	.317	23	33	.697	15	68	83	4.9	34	1	16	23	8	10	157	9.2

BIG 12 ONLY YEAR-BY-YEAR STATISTICS

SEASON	GP	GS	MIN	AVG	FG	FGA	PCT	3FG	3FGA	PCT	FT	FTA	PCT	OFF	DEF	TOT	AVG	PF	FO	AST	TO	BLK	STL	PTS	AVG
2018-19	16	11	434	27.1	55	119	.462	19	59	.322	21	31	.677	13	68	81	5.1	34	1	16	22	8	10	150	9.4
TOTAL	16	11	434	27.1	55	119	.462	19	59	.322	21	31	.677	13	68	81	5.1	34	1	16	22	8	10	150	9.4

DAVID McCORMACK

Freshman • Forward • 6-10 • 265 • Norfolk, Va. • Oak Hill Academy

SEASON STATS

PPG	RPG	BPG	FG%	3FG%	FT%
3.3	2.6	0.4	57%	-	57%

LAST GAME VS. BAYLOR (3.9.19)

MIN	PTS	REBS	ASTS	BLKS	STLS
18	12	5	0	1	0

A 2018 McDonald's All-American who also represented the USA at the Nike Hoop Summit ... A big body who showed a lot of discipline in losing more than 50 pounds during high school ... Can play both power forward and center and can open up the middle with his outside shooting.



CAREER HONORS

CAREER HIGHS

Points	18	at Oklahoma (3.5.19)
Field Goals	8	at Oklahoma (3.5.19)
Field Goal Att.	11	at Oklahoma (3.5.19)
3PT Field Goals	-	
3PT Field Goal Att.	-	
Free Throws	4	vs. South Dakota (12.18.18)
Free Throw Att.	4	5x, last at Oklahoma St. (3.2.19)
Rebounds	6	vs. South Dakota (12.18.18) vs. Louisiana (11.16.18)
Assists	2	at Texas (1.29.19)
Blocks	2	vs. West Virginia (2.16.19) vs. South Dakota (12.18.18)
Steals	2	at Oklahoma (3.5.19) vs. West Virginia (2.16.19)
Minutes	24	vs. West Virginia (2.16.19)

MISCELLANEOUS

	FRESHMAN/CAREER
Double-Doubles	-
10+ Points	4
20+ Points	-
5+ Rebounds	6
10+ Rebounds	-
2+ Assists	1
1+ 3PT Field Goals	-
2+ Steals	2
2+ Blocks	2
Led Team in Pts.	1
Led Team in Rebs.	-
Led Team in Assists	-
Led Team in Steals	2
Led Team in Blocks	4

2018-19 GAME-BY-GAME

OPPONENT (Date)	MP	FG-A	PCT	3PT-A	PCT	FT-A	PCT	O-D-T	PF	A	TO	BLK	ST	TP
vs. Michigan State (11.6)	5	1-2	.500	0-0	---	1-4	.250	1-2-3	1	1	0	0	0	3
VERMONT (11.12)						DNP								
LOUISIANA (11.16)	10	1-4	.250	0-0	---	0-0	---	4-2-6	0	0	0	1	0	2
vs. Marquette (11.21)	2	1-1	1.000	0-0	---	0-0	---	0-0-0	0	0	0	0	0	2
vs. Tennessee (11.23)	4	0-0	---	0-0	---	0-0	---	0-1-1	1	0	2	0	0	0
STANFORD (12.1)	1	0-0	---	0-0	---	0-0	---	0-1-1	0	0	0	0	0	0
WOFFORD (12.4)	5	3-5	.600	0-0	---	0-0	---	0-3-3	0	0	0	0	0	6
NEW MEXICO STATE (12.8)	4	0-1	.000	0-0	---	0-0	---	0-0-0	0	0	0	1	0	0
VILLANOVA (12.15)	1	0-0	---	0-0	---	0-0	---	0-0-0	0	0	0	0	0	0
SOUTH DAKOTA (12.18)	17	4-7	.571	0-0	---	4-4	1.000	1-5-6	2	1	0	2	0	12
at Arizona State (12.22)	11	1-2	.500	0-0	---	0-0	---	2-2-4	2	0	0	1	0	2
EASTERN MICHIGAN (12.29)	17	2-2	1.000	0-0	---	0-1	.000	0-5-5	2	0	0	1	1	4
OKLAHOMA (1.2)	6	0-1	.000	0-0	---	0-0	---	1-0-1	1	0	1	0	1	0
at Iowa State (1.5)	10	1-2	.500	0-0	---	0-0	---	0-1-1	1	0	0	0	0	2
TCU (1.9)	1	0-0	---	0-0	---	0-0	---	0-0-0	0	0	0	0	0	0
at Baylor (1.12)	6	0-0	---	0-0	---	0-0	---	0-0-0	1	0	0	0	0	0
TEXAS (1.14)	8	1-3	.333	0-0	---	0-1	.000	3-1-4	2	0	1	0	0	2
at West Virginia (1.19)	8	1-1	1.000	0-0	---	0-0	---	1-3-4	0	0	0	0	0	2
IOWA STATE (1.21)	2	0-0	---	0-0	---	0-0	---	0-1-1	0	0	0	0	0	0
at Kentucky (1.26)	8	0-1	.000	0-0	---	0-1	.000	1-2-3	1	0	0	0	0	0
at Texas (1.29)	9	1-1	1.000	0-0	---	0-0	---	0-0-0	1	2	1	0	0	2
TEXAS TECH (2.2)	6	0-0	---	0-0	---	0-0	---	0-1-1	0	0	2	0	0	0
at Kansas State (2.5)						DNP								
*OKLAHOMA STATE (2.9)	14	0-3	.000	0-0	---	0-0	---	4-1-5	2	0	0	1	0	0
*at TCU (2.11)	17	1-3	.333	0-0	---	2-4	.500	1-2-3	4	0	0	1	0	4
*WEST VIRGINIA (2.16)	24	4-4	1.000	0-0	---	2-4	.500	3-1-4	4	1	4	2	2	10
*at Texas Tech (2.23)	16	3-3	1.000	0-0	---	2-2	1.000	0-4-4	2	0	3	0	0	8
*KANSAS STATE (2.25)	7	0-0	---	0-0	---	0-0	---	1-0-1	0	0	2	0	0	0
*at Oklahoma State (3.2)	11	1-4	.250	0-0	---	3-4	.750	0-3-3	1	1	1	1	0	5
*at Oklahoma (3.5)	21	8-11	.727	0-0	---	2-3	.667	2-3-5	4	1	0	0	2	18
*BAYLOR (3.9)	18	6-9	.667	0-0	---	0-0	---	1-4-5	2	0	0	1	0	12
vs. Texas (3.14)														
TOTAL	269	40-70	.571	0-0	---	16-28	.571	26-48-74	34	7	17	12	6	96

^ Starter

CAREER YEAR-BY-YEAR STATISTICS

SEASON	GP	GS	MIN	AVG	FG	FGA	PCT	3FG	3FGA	PCT	FT	FTA	PCT	OFF	DEF	TOT	AVG	PF	FO	AST	TO	BLK	STL	PTS	AVG
2018-19	29	8	269	9.3	40	70	.571	0	0	.000	16	28	.571	26	48	74	2.6	34	0	7	17	12	6	96	3.3
TOTAL	29	8	269	9.3	40	70	.571	0	0	.000	16	28	.571	26	48	74	2.6	34	0	7	17	12	6	96	3.3

BIG 12 ONLY YEAR-BY-YEAR STATISTICS

SEASON	GP	GS	MIN	AVG	FG	FGA	PCT	3FG	3FGA	PCT	FT	FTA	PCT	OFF	DEF	TOT	AVG	PF	FO	AST	TO	BLK	STL	PTS	AVG
2018-19	17	8	184	10.8	27	45	.600	0	0	.000	11	18	.611	17	25	42	2.5	25	0	5	15	6	5	65	3.8
TOTAL	17	8	184	10.8	27	45	.600	0	0	.000	11	18	.611	17	25	42	2.5	25	0	5	15	6	5	65	3.8



UDOKA AZUBUIKE

(you-DOE-kuh az-uh-BOO-kee)

Junior • Center • 7-0 • 270 • Delta, Nigeria • Potter's House Christian Academy

SEASON STATS

PPG	RPG	BPG	FG%	3FG%	FT%
13.4	6.8	1.6	71%	-	34%

LAST GAME VS. OKLAHOMA (1.2.19)

MIN	PTS	REBS	ASTS	BLKS	STLS
23	8	9	0	2	0

Announced Jan. 6 he will miss the remainder of the 2018-19 season due to surgery on his right wrist ... Led NCAA Division I in field goal percentage at 77.0, which ranks second best for a season in NCAA history ... Posted his sixth double-double of the season with 14 points and 11 rebounds vs. Clemson (3/23) ... Had 11 games with nine or more rebounds ... Ranked seventh in the Big 12 in rebound average (7.0) and sixth in blocked shots (1.7) ... Posted seven 20-point games season in 2017-18 ... Played in 11 games with six starts as a freshman in 2016-17 before a season-ending wrist injury.

CAREER HONORS

- Academic All-Big 12 First Team [2018-19]
- Kareem Abdul-Jabbar Center of the Year Award Candidate (1 of 20)
- Preseason All-Big 12 Honorable Mention
- All-Big 12 Third Team [2017-18]
- Academic All-Big 12 Second Team [2017-18]

CAREER HIGHS

Points	26	at Nebraska (12.16.17)
Field Goals	13	at Nebraska (12.16.17)
Field Goal Att.	17	vs. Vermont (11.12.18)
	17	at Nebraska (12.16.17)
3PT Field Goals	-	-
3PT Field Goal Att.	-	-
Free Throws	7	vs. West Virginia (2.17.18)
Free Throw Att.	11	vs. Baylor (1.20.18)
Rebounds	13	at Texas (12.29.17)
Assists	2	4x, last vs. Marquette (11.21.18)
Blocks	5	vs. Texas (2.26.18)
		vs. Kansas State (1.13.18)
Steals	3	vs. Oklahoma (2.19.18)
Minutes	34	3x, last vs. Vermont (11.12.18)

MISCELLANEOUS

	FR	SO	JR	CAREER
Double-Doubles	1	6	1	8
10+ Points	1	25	5	30
20+ Points	0	7	2	9
5+ Rebounds	4	30	5	39
10+ Rebounds	1	6	1	8
3+ Assists	0	0	-	0
2+ Steals	0	4	-	4
2+ Blocks	5	19	4	28
Led Team in Pts.	0	7	1	8
Led Team in Rebs.	3	20	2	25
Led Team in Assists	0	0	-	0
Led Team in Steals	0	1	-	1
Led Team in Blocks	6	22	5	33

2018-19 GAME-BY-GAME

OPPONENT (Date)	MP	FG-A	PCT	3PT-A	PCT	FT-A	PCT	O-D-T	PF	A	TO	BLK	ST	TP
^vs. Michigan State (11.6)	20	7-10	.700	0-0	---	3-7	.429	2-1-3	4	1	2	4	1	17
^VERMONT (11.12)	34	10-17	.588	0-0	---	3-6	.500	1-10-11	2	0	3	1	0	23
^LOUISIANA (11.16)	23	8-10	.800	0-0	---	1-4	.250	4-4-8	3	1	2	4	0	17
^vs. Marquette (11.21)	15	3-5	.600	0-0	---	0-3	.000	1-3-4	4	2	2	0	0	6
^vs. Tennessee (11.23)	17	4-6	.667	0-0	---	1-2	.500	1-3-4	5	0	4	1	1	9
^STANFORD (12.1)	28	9-11	.818	0-0	---	0-3	.000	3-6-9	4	1	2	0	1	18
^WOFFORD (12.4)	4	0-1	.000	0-0	---	0-0	---	2-2-4	0	0	0	0	0	0
NEW MEXICO STATE (12.8)								DNP -- INJURED						
VILLANOVA (12.15)								DNP -- INJURED						
SOUTH DAKOTA (12.18)								DNP -- INJURED						
at Arizona State (12.22)								DNP -- INJURED						
^EASTERN MICHIGAN (12.29)	20	10-13	.769	0-0	---	3-6	.500	3-6-9	2	0	2	2	1	23
^OKLAHOMA (1.2)	23	4-5	.800	0-0	---	0-1	.000	3-6-9	2	0	1	2	0	8
at Iowa State (1.5)								DNP -- INJURED						
TCU (1.9)								DNP -- INJURED						
at Baylor (1.12)								DNP -- INJURED						
TEXAS (1.14)								DNP -- INJURED						
at West Virginia (1.19)								DNP -- INJURED						
IOWA STATE (1.21)								DNP -- INJURED						
at Kentucky (1.26)								DNP -- INJURED						
at Texas (1.29)								DNP -- INJURED						
TEXAS TECH (2.2)								DNP -- INJURED						
at Kansas State (2.5)								DNP -- INJURED						
OKLAHOMA STATE (2.9)								DNP -- INJURED						
at TCU (2.11)								DNP -- INJURED						
WEST VIRGINIA (2.16)								DNP -- INJURED						
at Texas Tech (2.23)								DNP -- INJURED						
KANSAS STATE (2.25)								DNP -- INJURED						
at Oklahoma State (3.2)								DNP -- INJURED						
at Oklahoma (3.5)								DNP -- INJURED						
^BAYLOR (3.9)								DNP -- INJURED						
vs. Texas (3.14)														
TOTAL	184	55-78	.705	0-0	---	11-32	.344	20-41-61	26	5	18	14	4	121

^ Starter

CAREER YEAR-BY-YEAR STATISTICS

SEASON	GP	GS	MIN	AVG	FG	FGA	PCT	3FG	3FGA	PCT	FT	FTA	PCT	OFF	DEF	TOT	AVG	PF	FO	AST	TO	BLK	STL	PTS	AVG
2016-17	11	6	142	12.9	22	35	.629	0	0	.000	11	29	.379	13	35	48	4.4	31	0	2	15	18	2	55	5.0
2017-18	36	34	848	23.6	211	274	.770	0	0	.000	45	109	.413	87	165	252	7.0	108	4	24	63	60	20	467	13.0
2018-19	9	9	184	20.4	55	78	.705	0	0	.000	11	32	.344	20	41	61	6.8	26	1	5	18	14	4	121	13.4
TOTAL	56	49	1174	21.0	288	387	.744	0	0	.000	67	170	.394	120	241	361	6.4	165	5	31	96	92	26	643	11.5

BIG 12 ONLY YEAR-BY-YEAR STATISTICS

SEASON	GP	GS	MIN	AVG	FG	FGA	PCT	3FG	3FGA	PCT	FT	FTA	PCT	OFF	DEF	TOT	AVG	PF	FO	AST	TO	BLK	STL	PTS	AVG
2016-17	-	-	-	-	-	-	-	-	-	-	-	-	-	-	-	-	-	-	-	-	-	-	-	-	-
2017-18	18	18	431	23.9	100	127	.787	0	0	.000	32	76	.421	42	76	118	6.6	59	2	11	38	32	11	232	12.9
2018-19	1	1	23	23.0	4	5	.800	0	0	.000	0	1	.000	3	6	9	9.0	2	0	0	1	2	0	8	8.0
TOTAL	19	19	454	23.9	104	132	.788	0	0	.000	32	77	.416	45	82	127	6.7	61	2	11	39	34	11	240	12.6



MITCH LIGHTFOOT

Junior • Forward • 6-8 • 225 • Gilbert, Arizona • Gilbert Christian HS

SEASON STATS

PPG	RPG	BPG	FG%	3FG%	FT%
2.5	2.9	0.8	54%	13%	53%

LAST GAME VS. BAYLOR (3.9.19)

MIN	PTS	REBS	ASTS	BLKS	STLS
18	4	4	0	1	0

Started seven games in 2017-18 ... Pulled down a career-high 11 rebounds vs. Penn (3/18) with nine points ... Went 22-for-31 (71.0 percent) in his last 11 games ... Finished second on the team with 54 blocked shots ... Ranked eighth in the Big 12 with 1.5 blocked shots per game ... Led Kansas with 16 charges drawn ... Was born in Kansas City and moved to Arizona as a youth ... Played in 26 games as a freshman.

CAREER HONORS

CAREER HIGHS

Points	11	vs. Oakland (11.24.17)
Field Goals	4	4x, last vs. Kansas State (3.9.18)
Field Goal Att.	7	at West Virginia (1.15.18) vs. Texas Southern (11.21.17)
3PT Field Goals	2	vs. Tennessee St. (11.10.17)
3PT Field Goal Att.	3	vs. Texas Southern (11.21.17)
Free Throws	4	at Nebraska (12.16.17) vs. Oakland (11.24.17)
Free Throw Att.	5	vs. Kansas State (2.25.19) vs. Oklahoma State (2.9.19)
Rebounds	11	vs. Penn (3.15.18)
Assists	3	at Oklahoma State (3.2.19)
Blocks	6	at TCU (1.6.18)
Steals	2	at Iowa State (2.13.18)
Minutes	31	vs. Kansas State (2.25.19)

MISCELLANEOUS

	FR	SO	JR	CAREER
Double-Doubles	0	0	-	0
10+ Points	0	2	-	2
20+ Points	0	0	-	0
5+ Rebounds	1	10	8	19
10+ Rebounds	0	1	-	1
2+ Assists	0	1	3	4
2+ 3PT Field Goals	0	1	-	1
2+ Steals	0	1	-	1
2+ Blocks	3	13	4	20
Led Team in Pts.	0	0	-	0
Led Team in Rebs.	0	2	2	4
Led Team in Assists	0	0	-	0
Led Team in Steals	0	1	-	1
Led Team in Blocks	6	19	10	35

2018-19 GAME-BY-GAME

OPPONENT (Date)	MP	FG-A	PCT	3PT-A	PCT	FT-A	PCT	O-D-T	PF	A	TO	BLK	ST	TP
vs. Michigan State (11.6)	6	2-2	1.000	0-0	---	0-0	---	1-0-1	3	0	0	1	0	4
VERMONT (11.12)	6	0-1	.000	0-1	.000	1-2	.500	0-1-1	1	1	0	1	0	1
LOUISIANA (11.16)	2	0-0	---	0-0	---	0-0	---	0-0-0	1	0	1	0	0	0
vs. Marquette (11.21)	13	1-1	1.000	0-0	---	1-1	1.000	1-1-2	0	1	0	1	0	3
vs. Tennessee (11.23)	8	0-0	---	0-0	---	0-0	---	0-3-3	0	0	0	1	0	0
STANFORD (12.1)	5	0-1	.000	0-0	---	0-0	---	1-0-1	0	0	0	0	0	0
WOFFORD (12.4)	6	0-0	---	0-0	---	0-0	---	1-1-2	0	0	1	0	0	0
NEW MEXICO STATE (12.8)	18	3-6	.500	0-1	.000	1-2	.500	2-4-6	3	1	1	1	0	7
VILLANOVA (12.15)	14	1-1	1.000	0-0	---	0-1	.000	0-2-2	1	0	1	1	0	2
SOUTH DAKOTA (12.18)	14	2-3	.667	0-1	.000	3-4	.750	3-3-6	1	1	0	1	0	7
at Arizona State (12.22)	8	0-1	.000	0-0	---	0-0	---	1-1-2	2	0	1	1	0	0
EASTERN MICHIGAN (12.29)	11	2-3	.667	0-0	---	0-0	---	1-5-6	4	2	0	0	0	4
OKLAHOMA (1.2)	4	0-0	---	0-0	---	0-0	---	1-0-1	0	0	0	0	0	0
at Iowa State (1.5)	7	0-1	.000	0-1	.000	0-0	---	0-0-0	1	0	1	0	0	0
TCU (1.9)	10	1-1	1.000	0-0	---	0-0	---	0-3-3	0	0	0	0	0	2
at Baylor (1.12)	3	0-0	---	0-0	---	0-0	---	0-2-2	2	0	0	1	0	0
TEXAS (1.14)	6	0-1	.000	0-0	---	0-2	.000	0-0-0	1	0	0	0	0	0
at West Virginia (1.19)	4	0-0	---	0-0	---	0-0	---	0-0-0	1	0	0	0	0	0
IOWA STATE (1.21)								DNP						
at Kentucky (1.26)								DNP						
at Texas (1.29)	14	0-1	.000	0-0	---	0-0	---	0-0-0	3	0	0	1	0	0
TEXAS TECH (2.2)	7	0-0	---	0-0	---	0-0	---	0-1-1	2	0	1	0	0	0
at Kansas State (2.5)	14	2-2	1.000	0-0	---	2-2	1.000	3-2-5	2	0	0	0	0	6
OKLAHOMA STATE (2.9)	20	2-3	.667	0-1	.000	2-5	.400	5-4-9	5	1	0	2	1	6
at TCU (2.11)	22	2-4	.500	0-1	.000	0-1	.000	3-3-6	5	0	0	3	1	4
WEST VIRGINIA (2.16)	23	2-3	.667	0-0	---	1-2	.500	1-6-7	3	1	1	3	1	5
at Texas Tech (2.23)	11	1-1	1.000	0-0	---	0-0	---	2-2-4	1	1	1	0	1	2
KANSAS STATE (2.25)	31	3-5	.600	1-2	.500	2-5	.400	1-4-5	2	2	1	3	0	9
at Oklahoma State (3.2)	17	2-3	.667	0-0	---	3-3	1.000	0-1-1	1	3	0	1	1	7
at Oklahoma (3.5)	17	0-2	.000	0-0	---	0-0	---	2-2-4	4	0	2	0	0	0
BAYLOR (3.9)	18	1-4	.250	0-0	---	2-4	.500	2-2-4	3	0	2	1	0	4
vs. Texas (3.14)														
TOTAL	339	27-50	.540	1-8	.125	18-34	.529	31-53-84	52	14	14	23	5	73

^ Starter

CAREER YEAR-BY-YEAR STATISTICS

SEASON	GP	GS	MIN	AVG	FG	FGA	PCT	3FG	3FGA	PCT	FT	FTA	PCT	OFF	DEF	TOT	AVG	PF	FO	AST	TO	BLK	STL	PTS	AVG
2016-17	26	0	102	3.9	10	18	.556	2	3	.667	2	12	.167	9	16	25	1.0	17	0	1	7	11	2	24	0.9
2017-18	38	7	531	14.0	60	105	.571	6	17	.353	18	25	.720	48	68	116	3.1	83	3	10	29	54	10	144	3.8
2018-19	29	0	339	11.7	27	50	.540	1	8	.125	18	34	.529	31	53	84	2.9	52	2	14	14	23	5	73	2.5
TOTAL	93	7	972	10.5	97	173	.561	9	28	.321	38	71	.535	88	137	225	2.4	152	5	25	50	88	17	241	2.6

BIG 12 ONLY YEAR-BY-YEAR STATISTICS

SEASON	GP	GS	MIN	AVG	FG	FGA	PCT	3FG	3FGA	PCT	FT	FTA	PCT	OFF	DEF	TOT	AVG	PF	FO	AST	TO	BLK	STL	PTS	AVG
2016-17	10	0	39	3.9	2	5	.400	0	0	.000	1	4	.250	4	5	9	0.9	7	0	0	3	6	0	5	0.5
2017-18	18	2	238	13.2	26	51	.510	1	8	.125	3	5	.600	24	22	46	2.6	33	1	7	6	27	5	56	3.1
2018-19	17	0	228	13.4	16	31	.516	1	5	.200	12	24	.500	20	32	52	3.1	36	2	8	9	15	5	45	2.6
TOTAL	45	2	505	11.2	44	87	.506	2	13	.154	16	33	.485	48	59	107	2.4	76	3	15	18	48	10	106	2.4

GAME-BY-GAME COMPARISONS

Opponent	1st	2nd	Score	Mar	Total FG	FG Pct	3-Pointers	3FG Pct	Free Throws	FT Pct	Rebounds	Mar	Assist	TOver	Block	Steal	Fouls
vs. Michigan State (11/6)	50/36	42/51	92-87	+5	31-69/26-59	.449/.441	10-23/12-23	.435/.522	20-33/23-35	.606/.657	42/40	+2	21/19	11/18	7/7	10/5	28/25
VERMONT (11/12)	40/36	44/32	84-68	+16	33-63/23-56	.524/.411	12-19/9-26	.632/.346	6-10/13-17	.600/.765	38/28	+10	19/11	13/12	2/2	7/3	18/13
LOUISIANA (11/16)	44/41	45/35	89-76	+13	32-65/27-63	.492/.429	8-22/12-36	.364/.333	17-26/10-12	.654/.833	45/32	+13	20/16	16/15	5/0	6/10	14/20
vs. Marquette (11/21)	38/47	39/21	77-68	+9	28-58/25-60	.483/.417	5-10/14-31	.500/.452	16-24/4-5	.667/.800	38/31	+7	10/17	8/13	5/7	6/2	15/22
vs. Tennessee (11/23)	31/33	38/36	87-81	+6	30-60/31-75	.500/.413	5-17/7-27	.294/.259	22-34/12-17	.647/.706	43/40	+3	13/19	16/14	2/4	6/5	18/25
STANFORD (12/1)	29/35	46/40	90-84	+6	32-64/28-63	.500/.444	7-16/12-34	.438/.353	19-27/16-19	.704/.842	37/36	+1	12/13	11/18	0/6	10/3	20/22
WOFFORD (12/4)	29/26	43/21	72-47	+25	31-63/17-65	.492/.262	3-23/5-26	.130/.192	7-10/8-10	.700/.800	36/45	(9)	11/5	7/18	5/3	9/1	11/14
NEW MEXICO ST. (12/8)	26/28	37/32	63-60	+3	25-58/25-55	.431/.455	7-21/7-26	.333/.269	6-12/3-10	.500/.300	36/37	(1)	15/20	13/16	4/4	7/6	15/15
VILLANOVA (12/15)	33/31	41/40	74-71	+3	23-46/24-59	.500/.407	5-15/8-28	.333/.286	23-30/15-19	.767/.789	35/26	+9	9/8	14/9	2/2	4/5	19/21
SOUTH DAKOTA (12/18)	37/27	52/26	89-53	+36	34-66/22-58	.515/.379	9-23/3-13	.391/.231	12-15/6-13	.800/.462	42/31	+11	19/14	12/17	5/2	11/8	16/15
at Arizona State (12/22)	39/31	37/49	76-80	(4)	27-65/26-63	.415/.413	7-28/8-21	.250/.381	15-16/20-32	.938/.625	40/41	(1)	13/13	16/11	5/5	6/9	22/12
Eastern Michigan (12/29)	46/25	41/38	87-63	+24	31-56/21-70	.554/.300	7-21/6-32	.333/.188	18-26/15-23	.692/.652	42/42	-	25/7	17/16	4/1	7/9	20/23
OKLAHOMA (1/2)	40/25	30/38	70-63	+7	26-63/25-62	.413/.403	4-21/5-22	.190/.227	14-22/8-13	.636/.615	42/40	+2	10/9	14/17	6/2	11/5	17/17
at Iowa State (1/5)	32/36	28/41	60-77	(17)	24-56/28-61	.429/.459	6-20/13-25	.300/.520	6-11/8-10	.545/.800	41/26	+15	12/18	24/12	1/4	6/13	10/12
TCU (1/9)	40/31	37/37	77-68	+9	26-60/25-54	.433/.463	5-21/9-21	.238/.429	20-27/9-13	.741/.692	34/34	-	13/12	12/20	2/3	10/6	13/18
at Baylor (1/12)	35/25	38/43	73-68	+5	24-44/25-75	.545/.333	9-16/9-31	.563/.290	16-27/9-15	.593/.600	30/49	(19)	13/13	14/14	11/3	6/9	19/23
TEXAS (1/14)	38/40	42/38	80-78	+2	29-54/29-69	.537/.420	11-22/13-34	.500/.382	11-21/7-7	.524/1.000	31/38	(7)	14/19	4/6	1/2	5/2	12/18
at West Virginia (1/19)	23/23	41/42	64-65	(1)	24-55/25-54	.436/.463	5-16/5-14	.313/.357	11-13/10-14	.846/.714	34/28	+6	6/12	18/13	1/2	7/11	15/14
IOWA STATE (1/21)	37/42	43/34	80-76	+4	33-64/27-62	.516/.435	6-14/12-30	.429/.400	8-13/10-17	.615/.588	38/36	+2	10/12	11/14	3/3	7/7	17/18
at Kentucky (1/26)	33/30	30/41	63-71	(8)	23-63/25-64	.365/.391	9-23/4-18	.391/.222	8-11/17-23	.727/.739	36/49	(13)	9/14	8/11	2/8	4/4	21/13
at Texas (1/29)	23/26	40/47	63-73	(10)	22-51/21-50	.431/.420	6-18/10-28	.333/.357	13-16/21-23	.813/.913	27/31	(4)	10/13	13/12	4/2	8/5	20/13
TEXAS TECH (2/2)	46/26	33/37	79-63	+16	27-59/22-64	.458/.344	13-30/6-28	.433/.214	12-19/13-22	.632/.591	39/42	(3)	19/8	13/11	3/5	6/7	18/15
at Kansas State (2/5)	33/30	34/44	67-74	(7)	24-52/25-58	.462/.431	7-20/10-24	.350/.417	12-16/14-24	.750/.583	36/30	+6	11/17	23/12	4/1	9/11	23/15
OKLAHOMA STATE (2/9)	36/36	48/36	84-72	+12	31-62/24-55	.500/.436	11-29/9-20	.379/.450	11-15/15-18	.733/.833	38/27	+11	14/11	8/8	3/3	5/4	15/15
at TCU (2/11)	37/37	32/32	82-77	+5	28-68/27-71	.412/.380	9-30/8-26	.300/.308	17-23/15-24	.739/.625	49/43	+6	13/13	15/13	5/4	5/8	22/18
WEST VIRGINIA (2/16)	43/16	35/37	78-53	+25	28-53/20-59	.528/.339	8-20/3-23	.400/.130	14-18/10-15	.778/.667	31/36	(5)	17/14	19/24	6/4	7/11	16/18
at Texas Tech (2/23)	20/45	42/46	62-91	(29)	22-48/34-56	.458/.607	9-21/16-26	.429/.615	9-12/7-13	.750/.538	23/30	(7)	8/19	13/8	2/2	3/5	17/11
KANSAS STATE (2/25)	34/27	30/22	64-49	+15	21-53/18-57	.396/.316	8-24/8-21	.333/.381	14-19/5-5	.737/1.000	41/31	+10	14/9	10/12	6/4	6/5	8/17
at Oklahoma State (3/2)	32/37	40/30	72-67	+5	22-56/27-63	.393/.429	8-23/11-29	.348/.379	20-23/2-5	.870/.400	41/34	+7	14/11	15/13	3/6	6/3	14/18
at Oklahoma (3/5)	28/41	40/40	68-81	(13)	27-66/28-57	.409/.491	7-31/9-23	.226/.391	7-11/16-22	.636/.727	41/31	+10	8/16	15/9	1/0	4/8	18/14
BAYLOR (3/9)	32/29	46/41	78-70	+8	26-59/24-67	.441/.358	6-16/6-31	.375/.194	20-30/16-24	.667/.667	43/43	-	14/7	12/13	6/3	7/7	19/22
vs. Texas (3/14)																	

Note: Game totals are displayed in the format KANSAS/OPPONENT for each category

SPECIALTY SCORING STATS

Opponent	PAINT			OFF TURNOVERS			2ND CHANCE			FAST BREAK			BENCH		
	KU	OPP	MARGIN	KU	OPP	MARGIN	KU	OPP	MARGIN	KU	OPP	MARGIN	KU	OPP	MARGIN
vs. Michigan State (11/6)	40	24	+16	20	11	+9	12	11	+1	24	26	(2)	16	18	(2)
VERMONT (11/12)	32	16	+16	18	9	+9	16	5	+11	11	5	+6	12	11	+1
LOUISIANA (11/16)	44	24	+20	17	23	(6)	20	4	+16	7	23	-16	10	7	+3
vs. Marquette (11/21)	40	16	+24	15	5	+10	11	6	+5	8	0	+8	16	10	+6
vs. Tennessee (11/23)	48	40	+8	14	16	(2)	11	9	+2	12	0	+12	17	12	+5
STANFORD (12/1)	46	32	+14	22	9	+13	20	9	+11	5	2	+3	9	14	(5)
WOFFORD (12/4)	46	16	+30	25	5	+20	7	12	(5)	17	3	+14	15	14	+1
NEW MEXICO ST. (12/8)	32	36	(4)	29	16	+13	14	12	+2	6	5	+1	15	19	(4)
VILLANOVA (12/15)	24	30	(6)	10	9	+1	10	12	(2)	5	2	+3	4	0	+4
SOUTH DAKOTA (12/18)	38	32	+6	19	11	+8	10	5	+5	17	2	+15	40	30	+10
at Arizona State (12/22)	38	26	+12	10	13	(3)	6	11	(5)	10	7	+3	5	26	(21)
Eastern Michigan (12/29)	46	20	+26	20	17	+3	12	7	+5	16	9	+7	21	30	(9)
OKLAHOMA (1/2)	40	32	+8	22	14	+8	13	6	+7	12	6	+6	7	7	-
at Iowa State (1/5)	32	20	+12	4	20	(16)	12	6	+6	4	3	+1	6	14	(8)
TCU (1/9)	38	30	+8	24	13	+11	13	7	+6	8	6	+2	16	14	+2
at Baylor (1/12)	24	32	(8)	15	17	(2)	5	14	(9)	2	4	(2)	13	24	(11)
TEXAS (1/14)	34	28	+6	12	3	+9	2	17	(15)	6	3	+3	6	24	(18)
at West Virginia (1/19)	32	34	(2)	15	9	+6	6	8	(2)	4	6	(2)	4	28	(24)
IOWA STATE (1/21)	46	26	+20	17	8	+9	10	10	-	4	6	(2)	10	3	+7
at Kentucky (1/26)	20	38	(18)	10	8	+2	17	18	(1)	6	8	(2)	7	0	+7
at Texas (1/29)	30	16	+14	13	7	+6	13	10	+3	15	2	+13	12	18	(6)
TEXAS TECH (2/2)	26	26	-	15	16	(1)	5	10	(5)	14	5	+9	5	14	(9)
at Kansas State (2/5)	32	26	+6	12	22	(10)	13	7	+6	10	10	-	17	20	(3)
OKLAHOMA STATE (2/9)	28	22	+6	7	10	(3)	11	11	-	9	10	(1)	12	4	+8
at TCU (2/11)	34	36	(2)	13	15	(2)	14	9	+5	8	20	(12)	14	20	(6)
WEST VIRGINIA (2/16)	30	20	+10	24	18	+6	9	10	(1)	6	14	(8)	25	21	+4
at Texas Tech (2/23)	20	26	(6)	9	13	(4)	3	11	(8)	0	4	(4)	28	23	+5
KANSAS STATE (2/25)	22	8	+14	12	11	+1	13	7	+6	2	0	+2	18	10	+8
at Oklahoma State (3/2)	26	18	+8	13	13	-	9	5	+4	12	11	+1	15	19	(4)
at Oklahoma (3/5)	26	32	(6)	10	21	(11)	6	5	+1	0	6	(6)	14	11	+3
BAYLOR (3/9)	36	34	+2	10	22	(12)	11	22	(11)	5	6	(1)	13	15	(2)
vs. Texas (3/14)															
AVG/GM - OVERALL	33.9	26.3	+7.6	15.4	13.0	+2.4	10.8	9.5	+1.3	8.5	6.9	+1.6	13.6	15.5	(1.9)
AVG/GM - BIG 12 ONLY	30.9	25.9	+5.0	13.7	14.0	(0.3)	9.3	9.7	(0.4)	6.7	6.8	(0.1)	13.1	16.1	(3.0)

INDIVIDUAL LEADERS GAME-BY-GAME

OPPONENT	SCORE	W/L	POINTS	REBOUNDS	ASSISTS	STEALS	BLOCKS
vs. Michigan State (11/6)	92-87	W	21-Quentin Grimes	14-Dedric Lawson	6-Dedric Lawson	3-Lagerald Vick Devon Dotson	4-Udoka Azubuike
VERMONT (11/12)	84-68	W	32-Lagerald Vick	11-Udoka Azubuike	10-Quentin Grimes	2-Devon Dotson Marcus Garrett	1-Mitch Lightfoot Udoka Azubuike
LOUISIANA (11/16)	89-76	W	33-Lagerald Vick	9-Lagerald Vick	5-Marcus Garrett	2-Lagerald Vick	4-Udoka Azubuike
vs. Marquette (11/21)	77-68	W	26-Dedric Lawson	12-Dedric Lawson	4-Devon Dotson	3-Devon Dotson	2-Marcus Garrett Dedric Lawson
vs. Tennessee (11/23)	87-81	WOT	24-Dedric Lawson	13-Dedric Lawson	5-Dedric Lawson	2-K.J. Lawson	1-Mitch Lightfoot Udoka Azubuike
STANFORD (12/1)	90-84	WOT	27-Lagerald Vick	15-Dedric Lawson	4-Devon Dotson	4-Marcus Garrett	-
WOFFORD (12/4)	72-47	W	20-Dedric Lawson	8-Dedric Lawson	3-Three Tied	3-Devon Dotson	3-Dedric Lawson
NEW MEXICO STATE (12/8)	63-60	W	20-Dedric Lawson	10-Dedric Lawson	5-Lagerald Vick	3-Charlie Moore	1-Four Tied
VILLANOVA (12/15)	74-71	W	29-Lagerald Vick	12-Dedric Lawson	3-Marcus Garrett	4-Marcus Garrett	1-Marcus Garrett Mitch Lightfoot
SOUTH DAKOTA (12/18)	89-53	W	18-Charlie Moore	14-Dedric Lawson	6-Devon Dotson	3-Three Tied	2-David McCormack
at Arizona State (12/22)	76-80	L	30-Dedric Lawson	14-Dedric Lawson	5-Devon Dotson	2-Charlie Moore Lagerald Vick	1-Five Tied
EASTERN MICHIGAN (12/29)	87-63	W	23-Udoka Azubuike	9-Udoka Azubuike	5-Dedric Lawson	3-Devon Dotson	2-Udoka Azubuike
OKLAHOMA (1/2)	70-63	W	16-Devon Dotson	15-Dedric Lawson	5-Marcus Garrett	4-Devon Dotson	3-Dedric Lawson
at Iowa State (1/5)	60-77	L	19-Quentin Grimes	12-Dedric Lawson	3-Dedric Lawson Devon Dotson	2-Devon Dotson Lagerald Vick	1-Dedric Lawson
TCU (1/9)	77-68	W	31-Dedric Lawson	14-Dedric Lawson	4-Lagerald Vick	3-Dedric Lawson	1-Ochai Agbaji Devon Dotson
at Baylor (1/12)	73-68	W	18-Vick, Lagerald	6-Grimes, Quentin	5-Dotson, Devon	5-Lawson, Dedric	5-Lawson, Dedric
TEXAS (1/14)	80-78	W	21-Vick, Lagerald	8-Lawson, Dedric	5-Dotson, Devon	3-Garrett, Marcus	1-Garrett, Marcus
at West Virginia (1/19)	64-65	L	15-Lawson, Dedric Garrett, Marcus	11-Lawson, Dedric	3-Garrett, Marcus	6-Garrett, Marcus	1-Lawson, Dedric
IOWA STATE (1/21)	80-76	W	29-Lawson, Dedric	15-Lawson, Dedric	8-Dotson, Devon	3-Garrett, Marcus	1-Three Tied
at Kentucky (1/26)	63-71	L	20-Lawson, Dedric	15-Lawson, Dedric	4-Dotson, Devon	2-Garrett, Marcus	1-Lawson, Dedric Garrett, Marcus
at Texas (1/29)	63-73	L	24-Agbaji, Ochai	7-Lawson, Dedric Agbaji, Ochai	4-Dotson, Devon	3-Lawson, Dedric	2-Lawson, Dedric
TEXAS TECH (2/2)	79-63	W	25-Lawson, Dedric	10-Agbaji, Ochai Lawson, Dedric	6-Moore, Charlie	3-Dotson, Devon	2-Lawson, Dedric
at Kansas State (2/5)	67-74	L	18-Lawson, Dedric	9-Lawson, Dedric	5-Dotson, Devon	3-Dotson, Devon	2-Lawson, Dedric
OKLAHOMA STATE (2/9)	84-72	W	25-Lawson, Dedric	9-Lightfoot, Mitch	5-Lawson, Dedric	2-Dotson, Devon	2-Lightfoot, Mitch
at TCU (2/11)	82-77	WOT	25-Dotson, Devon	11-Agbaji, Ochai	5-Dotson, Devon	2-Dotson, Devon	3-Lightfoot, Mitch
WEST VIRGINIA (2/16)	78-53	W	15-Lawson, K.J. Dotson, Devon	7-Lightfoot, Mitch	8-Dotson, Devon	2-Grimes, Quentin McCormack, David	3-Lightfoot, Mitch
at Texas Tech (2/23)	62-91	L	14-Lawson, Dedric	5-Lawson, Dedric	3-Grimes, Quentin	2-Grimes, Quentin	1-Lawson, Dedric Agbaji, Ochai
KANSAS STATE (2/25)	64-49	W	18-Lawson, Dedric	14-Lawson, Dedric	5-Lawson, Dedric	2-Lawson, Dedric Garrett, Marcus	3-Lightfoot, Mitch
at Oklahoma State (3/2)	72-67	W	20-Lawson, Dedric	15-Lawson, Dedric	4-Dotson, Devon	3-Lawson, Dedric	1-Three Tied
at Oklahoma (3/5)	68-81	L	18-McCormack, David Lawson, Dedric	11-Lawson, Dedric	4-Dotson, Devon	2-McCormack, David	1-Agbaji, Ochai
BAYLOR (3/9)	78-70	W	23-Lawson, Dedric	14-Lawson, Dedric	5-Grimes, Quentin	2-Garrett, Marcus	3-Three Tied
vs. Texas (3/14)							

INDIVIDUAL SUPERLATIVES

CATEGORY	KANSAS	OPPONENT
Points Scored	33 by Lagerald Vick vs. Louisiana (11-16-18)	31 by Jared Butler of Baylor (3-9-19)
Total Field Goals	13 by Detric Lawson vs. Iowa State (1-21-19)	11 by Phil Booth of Villanova (12-15-18)
Total FGs Attempted	20 by Detric Lawson vs. Kansas State (2-25-19)	23 by Markus Howard of Marquette (11-21-18)
Highest FG% (5 made)	85.7 (12-14) by Lagerald Vick vs. Vermont (11-12-18)	100.0 (5-5) by Jermaine Haley of West Virginia (1-19-19)
Highest FG% (10 made)	85.7 (12-14) by Lagerald Vick vs. Vermont (11-12-18)	58.8 (10-17) by Stanley Umude of South Dakota (12-18-18)
3-Point Field Goals	8 by Lagerald Vick vs. Vermont (11-12-18)	6 by Sam Hauser of Marquette (11-21-18)
3-Pt. FGs Attempted	12 by Lagerald Vick vs. Louisiana (11-16-18)	13 by Sam Hauser of Marquette (11-21-18)
3-Point FG% (min. 3 made)	100.0 (3-3) by Detric Lawson vs. Texas Tech (2-2-19) 100.0 (8-8) by Lagerald Vick vs. Vermont (11-12-18)	100.0 (5-5) by Marial Shayok of Iowa State (1-4-19) 100.0 (4-4) by Curtis Jones of Oklahoma State (3-2-19)
Free Throws	11 by Detric Lawson vs. Baylor (3-9-19)	10 by Kristian Doolittle of Oklahoma (3-5-19)
Free Throws Attempted	13 by Detric Lawson vs. TCU (1-9-19)	11 by Kristian Doolittle of Oklahoma (3-5-19) 11 by Kendric Davis of TCU (2-11-19)
Free Throw % (min. 5 made)	100.0, 7x, last by Detric Lawson (9-9) at Oklahoma State (3-2-19)	100.0, 5x, last (6-6) by Dylan Osetkowski of Texas (1-29-19)
Offensive Rebounds	7 by Detric Lawson vs. Iowa State (1-21-19)	8 by Mark Vital of Baylor (1-12-19) 8 by Cameron Jackson of Wofford (12-4-18)
Defensive Rebounds	12 by Detric Lawson at Arizona State (12-22-18) 12 by Detric Lawson vs. South Dakota (12-18-18)	12 by Christian James of Oklahoma (1-2-19)
Total Rebounds	15, 5x, last by Detric Lawson at Oklahoma State (3-2-19)	14 by James Thompson IV of Eastern Michigan (12-29-18)
Assists	10 by Quentin Grimes vs. Vermont (11-12-18)	11 by Cassius Winston of Michigan State (11-6-18)
Turnovers	7 by Devon Dotson at West Virginia (1-19-19) 7 by Lagerald Vick at Iowa State (1-5-19)	6 by Cameron Jackson of Wofford (12-4-18)
Blocked Shots	5 by Detric Lawson at Baylor (1-12-19)	5 by Nick Richards of Kentucky (1-26-19) 5 by Theo John of Marquette (11-21-18)
Steals	6 by Marcus Garrett at West Virginia (1-19-19)	4, 6x, last by Alex Robinson of TCU (2-11-19)
Minutes Played (including OT)	45 by Devon Dotson at TCU (2-11-19)	44, 2x, last by Desmond Bane of TCU (2-11-19)

TEAM SUPERLATIVES

KANSAS HIGH	KANSAS LOW	CATEGORY	OPPONENT HIGH	OPPONENT LOW
92 vs. Michigan State (11-6-18)	60 at Iowa State (1-5-19)	Points	91 by Texas Tech (2-23-19)	47 by Wofford (12-4-18)
52 (2nd) vs. South Dakota (12-18-18)	20 (1st) at Texas Tech (2-23-19)	Points/Half	51 (2nd) by Michigan State (11-6-18)	16 (1st) by West Virginia (2-16-19)
18 vs. Tennessee (11-23-18)	15 vs. Stanford (12-1-18)	Points/OT	12 by Tennessee (11-23-18)	9 by Stanford (12-1-18)
34 vs. South Dakota (12-18-18)	21 vs. Kansas State (2-25-19)	Field Goals	34 by Texas Tech (2-23-19)	17 by Wofford (12-4-18)
69 vs. Michigan State (11-6-18)	44 at Baylor (1-12-19)	Field Goal Attempts	75 by Baylor (1-12-19) 75 by Tennessee (11-23-18)	50 by Texas (1-29-19)
55.4 (31-56) vs. Eastern Michigan (12-29-18)	36.5 (23-63) at Kentucky (1-26-19)	Field Goal Percentage	60.7 (34-56) by Texas Tech (2-23-19)	26.2 (17-65) by Wofford (12-4-18)
13 vs. Texas Tech (2-2-19)	3 vs. Wofford (12-4-18)	3-Point Field Goals	16 by Texas Tech (2-23-19)	3 by West Virginia (2-16-19) 3 by South Dakota (12-18-18)
31 at Oklahoma (3-5-19)	10 vs. Marquette (11-21-18)	3-Point Field Goal Attempts	36 by Louisiana (11-16-18)	13 by South Dakota (12-18-18)
63.2 (12-19) vs. Vermont (11-12-18)	13.0 (3-23) vs. Wofford (12-4-18)	3-Point Field Goal Percentage	61.5 (16-26) by Texas Tech (2-23-19)	13.0 (3-23) by West Virginia (2-16-19)
23 vs. Villanova (12-15-18)	6, 3x, last at Iowa State (1-5-19)	Free Throws Made	23 by Michigan State (11-6-18)	2 by Oklahoma State (3-2-19)
34 vs. Tennessee (11-23-18)	10 vs. Wofford (12-4-18) 10 vs. Vermont (11-12-18)	Free Throw Attempts	35 by Michigan State (11-6-18)	5, 3x, last by Oklahoma State (3-2-19)
93.8 (15-16) at Arizona State (12-22-18)	50.0 (6-12) vs. New Mexico State (12-8-18)	Free Throw Percentage	100.0 (7-7) by Texas (1-14-19) 100.0 (5-5) by Kansas State (2-25-19)	30.0 (3-10) by New Mexico State (12-8-18)
16 vs. Louisiana (11-16-18)	4 at Baylor (1-12-19)	Offensive Rebounds	26 by Baylor (1-12-19)	3 by Oklahoma (3-5-19)
37 at TCU (2-11-19)	18 at Texas Tech (2-23-19)	Defensive Rebounds	33 by Michigan State (11-6-18)	16 by Villanova (12-15-18)
49 at TCU (2-11-19)	23 at Texas Tech (2-23-19)	Rebounds	49 at Kentucky (1-26-19) 49 by Baylor (1-12-19)	26 by Iowa State (1-5-19) 26 by Villanova (12-15-18)
28 vs. Michigan State (11-6-18)	8 vs. Kansas State (2-25-19)	Fouls	25 by Tennessee (11-23-18) 25 by Michigan State (11-6-18)	11 by Texas Tech (2-23-19)
3 at TCU (2-11-19)	0, 21x, last vs. Baylor (3-9-19)	DQs	2 by Iowa State (1-21-19)	0, 14x, last by Oklahoma (3-5-19)
25 vs. Eastern Michigan (12-29-18)	6 at West Virginia (1-19-19)	Assists	20 by New Mexico State (12-8-18)	5 by Wofford (12-4-18)
24 at Iowa State (1-5-19)	4 vs. Texas (1-14-19)	Turnovers	24 vs. West Virginia (2-16-19)	6 by Texas (1-14-19)
11 at Baylor (1-12-19)	0 vs. Stanford (12-1-18)	Blocked Shots	8 by Kentucky (1-26-19)	0 by Oklahoma (3-5-19) 0 by Louisiana (11-16-18)
11 vs. Oklahoma (1-2-19) 11 vs. South Dakota (12-18-18)	3 at Texas Tech (2-23-19)	Steals	13 by Iowa State (1-5-19)	1 by Wofford (12-4-18)

LEAD/DEFICIT BREAKDOWN GAME-BY-GAME

Opponent	FIRST HALF SCORE			SECOND HALF SCORE			FINAL SCORE			LARGEST		TIMES TIED	LEAD CHANGES	TIME LED	
	KU	OPP	MARGIN	KU	OPP	MARGIN	KU	OPP	MARGIN	LEAD	DEFICIT			MIN.	%
vs. Michigan State (11/6)	50	36	+14	42	51	(9)	92	87	+5	17	2	2	5	37:49	94.5%
VERMONT (11/12)	40	36	+4	44	32	+12	84	68	+16	18	8	1	6	23:58	59.9%
LOUISIANA (11/16)	44	41	+3	45	35	+10	89	76	+13	15	12	5	4	27:53	69.7%
vs. Marquette (11/21)	38	47	(9)	39	21	+18	77	68	+9	14	12	2	5	21:42	54.3%
vs. Tennessee (11/23)	31	33	(2)	38	36	+2	87	81	+6	7	9	7	12	22:37	50.3%
STANFORD (12/1)	29	35	(6)	46	40	+6	90	84	+6	8	12	10	15	15:58	35.5%
WOFFORD (12/4)	29	26	+3	43	21	+22	72	47	+25	29	3	2	7	32:36	81.5%
NEW MEXICO STATE (12/8)	26	28	(2)	37	32	+5	63	60	+3	10	7	8	4	19:33	48.9%
VILLANOVA (12/15)	33	31	+2	41	40	+1	74	71	+3	9	5	8	8	28:36	71.5%
SOUTH DAKOTA (12/18)	37	27	+10	52	26	+26	89	53	+36	37	-	0	0	39:39	99.1%
at Arizona State (12/22)	39	31	+8	37	49	(12)	76	80	(4)	12	4	1	1	37:19	93.3%
EASTERN MICHIGAN (12/29)	46	25	+21	41	38	+3	87	63	+24	25	3	2	4	37:55	94.8%
OKLAHOMA (1/2)	40	25	+15	30	38	(8)	70	63	+7	15	7	0	1	31:37	79.0%
at Iowa State (1/5)	32	36	(4)	28	41	(13)	60	77	(17)	4	19	9	10	5:55	14.8%
TCU (1/9)	40	31	+9	37	37	0	77	68	+9	11	2	5	7	34:36	86.5%
at Baylor (1/12)	35	25	+10	38	43	(5)	73	68	+5	23	2	0	1	38:25	96.0%
TEXAS (1/14)	38	40	(2)	42	38	+4	80	78	+2	10	5	2	4	36:19	90.8%
at West Virginia (1/19)	23	23	-	41	42	(1)	64	65	(1)	6	3	7	17	26:06	65.3%
IOWA STATE (1/21)	37	42	(5)	43	34	+9	80	76	+4	8	8	6	6	11:29	28.7%
at Kentucky (1/26)	33	30	+3	30	41	(11)	63	71	(8)	10	10	5	6	15:37	39.0%
at Texas (1/29)	23	26	(3)	40	47	(7)	63	73	(10)	2	11	1	1	0:09	0.4%
TEXAS TECH (2/2)	46	26	+20	33	37	(4)	79	63	+16	24	-	0	0	39:37	99.0%
at Kansas State (2/5)	33	30	+3	34	44	(10)	67	74	(7)	6	10	2	2	7:41	19.2%
OKLAHOMA STATE (2/9)	36	36	-	48	36	+12	84	72	+12	19	1	3	4	36:23	91.0%
at TCU (2/11)	37	37	-	32	32	-	82	77	+5	12	7	5	13	28:22	63.0%
WEST VIRGINIA (2/16)	43	16	+27	35	37	(2)	78	53	+25	36	2	3	3	35:45	89.4%
at Texas Tech (2/23)	20	45	(25)	42	46	(4)	62	91	(29)	-	33	0	0	0:00	0.0%
KANSAS STATE (2/25)	34	27	+7	30	22	+8	64	49	+15	16	7	2	3	28:56	72.3%
at Oklahoma State (3/2)	32	37	(5)	40	30	+10	72	67	+5	7	7	5	8	14:22	35.9%
at Oklahoma (3/5)	28	41	(13)	40	40	-	68	81	(13)	-	24	2	0	0:00	0.0%
BAYLOR (3/9)	32	29	+3	46	41	+5	78	70	+8	14	2	9	3	33:15	83.1%
vs. Texas (3/14)															
AVG/GM	35.0	32.5	+2.5	39.2	36.7	+2.5	75.6	70.1	+5.5	13.7	8.2	3.7	5.2	24:49	61.3%
AVG/GM - BIG 12 ONLY	33.8	32.3	+1.5	37.7	37.5	+0.2	72.3	70.3	+2.0	11.8	8.8	3.4	4.6	22:40	56.4%

KANSAS' RECORD WHEN...

	2018-19	Bill Self era
Leading At Half	14-3	381-31
Trailing At Half	7-4	71-69
Tied At Half	2-1	17-4
Leading With 5:00 Remaining in Regulation	20-2	430-17
Trailing With 5:00 Remaining in Regulation	1-6	33-84
Tied With 5:00 Remaining in Regulation	2-0	6-3
In Overtime	3-0	23-9
Kansas Outrebounds Opponent	14-4	348-43
Kansas Is Outrebounded	6-4	100-54
Kansas Is Tied in Rebounds	3-0	22-7
Kansas Commits More Turnovers	8-7	182-70
Opponent Commits More Turnovers	14-1	255-30
Kansas Is Tied in Turnovers	1-0	34-4
Kansas Has More Free Throw Attempts	16-1	307-30
Opponent Has More Free Throw Attempts	6-7	144-72
Kansas is Tied in Free Throw Attempts	1-0	19-2
Kansas Shoots 50% or Better	11-0	249-9
Kansas Shoots Less Than 50%	12-8	221-95
Opponent Shoots 50% or Better	0-1	7-24
Opponent Shoots Less Than 50%	23-7	463-80
Kansas Shoots Better Than Opponent	20-3	437-37
Opponent Shoots Better Than Kansas	3-5	33-65
Kansas and Opponent Tied in FG%	0-0	0-2
Kansas Bench Outscores Opponent Bench	12-3	297-38
Opponent Bench Outscores Kansas Bench	10-5	164-63
Kansas is Tied in Bench Points	1-0	9-3
Kansas Scores Between 0-59	0-0	9-16
Kansas Scores Between 60-69	2-7	68-56
Kansas Scores Between 70-79	10-1	148-19
Kansas Scores Between 80-89	9-0	156-12
Kansas Scores Between 90-99	2-0	64-1
Kansas Scores 100 or More	0-0	25-0
Opponent Scores Between 0-59	4-0	166-1
Opponent Scores Between 60-69	9-1	180-29
Opponent Scores Between 70-79	7-4	91-36
Opponent Scores Between 80-89	3-2	30-31
Opponent Scores 90 or More	0-1	3-7
On Mondays	5-0	69-16
On Tuesdays	3-3	54-17
On Wednesdays	3-0	65-6
On Thursdays	0-0	29-4
On Fridays	2-0	55-8
On Saturdays	10-5	166-43
On Sundays	0-0	32-10
In November	5-0	76-11
In December	6-1	89-14
In January	5-4	115-23
In February	5-2	99-27
In March	2-1	89-28
In April	0-0	2-1
On CBS	2-0	55-20
On CBS Sports Network	0-0	2-0
On ESPN	11-5	136-48
On ESPN2	6-3	84-15
On ESPNU	0-0	37-5
On Jayhawk TV	4-0	89-3
On Big 12 Network TV	0-0	41-6
On AXS	0-0	1-0
On TBS/TNT/TruTV	0-0	12-3
On NBCSports Network	0-0	1-1
On FSI	0-0	2-0
On Fox Sports Net	0-0	4-1
On ABC	0-0	6-2

MISCELLANEOUS STREAKS

Kansas' All-Time Record	2,271-857
Consecutive games with a 3-point field goal	147
Consecutive games opponent under 100 points	102
Number of 100-point games in Kansas history	116
Number of 100-point games in Bill Self era	25
KU's All-Time Overtime Record	70-57
KU's last OT game	2/11/2019 (Kansas 82, TCU 77 [OT])
Consecutive Allen Fieldhouse Sellouts	291

ATTENDANCE	G	TOTAL	AVERAGE
Home (Allen Fieldhouse)	16	260,800	16,300
Home (Sprint Center)	1	15,210	15,210
Away	11	141,200	12,836
Neutral	3	29,379	9,793
Total	31	466,591	14,406

MISCELLANEOUS STATS

STARTING LINEUPS (7)

(W-L)	1	2	3	4	5
8-0	Dotson	Grimes	Vick	D. Lawson	Azubuike
6-4	Dotson	Grimes	Vick	Garrett	D. Lawson
7-2	Dotson	Grimes	Agbaji	D. Lawson	McCormack
1-0	Dotson	Grimes	Garrett	D. Lawson	Azubuike
1-0	Dotson	Moore	Grimes	Garrett	D. Lawson
1-1	Dotson	Grimes	Agbaji	Vick	D. Lawson
0-1	Dotson	Grimes	Agbaji	Garrett	D. Lawson

WIN/LOSS MARGIN

	1	2	3	4	5	6	7	8	9	10	11-15	16-29	30+
Wins	-	1	2	1	4	2	1	1	2	-	3	5	1
Losses	1	-	-	1	-	-	1	1	-	1	1	2	-

VIOLATIONS/TECHNICAL FOULS

	3-Seconds	5-Seconds	10-Seconds	Shot Clock Exp.	Lane Viol.	Technicals	Goaltending
Kansas	1	1	1	6	2	1	5
Opponent	-	1	-	18	2	-	7

LEADS AND DEFICITS

KU's Biggest Halftime Lead	27 (43-16) vs. West Virginia (2-16-19)
KU's Biggest Halftime Lead Blown	8 (39-31) at Arizona State (12-22-18)
KU's Biggest Halftime Deficit	25 (20-45) at Texas Tech (2-23-19)
KU's Biggest Halftime Deficit Erased	9 (38-47) vs. Marquette (11-21-18)
KU's Biggest Overall Lead	37 (87-50) vs. South Dakota (12-18-18)
KU's Biggest Win Total	36 (89-53) vs. South Dakota (12-18-18)
KU's Biggest Loss Total	29 (62-91) at Texas Tech (2-23-19)
KU's Biggest Lead Blown	12 (61-49) at TCU (2-11-19)
	12 (39-27) at Arizona State (12-22-18)
KU's Biggest Overall Deficit	33 (77-46) at Texas Tech (2-23-19)
KU's Biggest Deficit Overcome	12 (43-31) vs. Stanford (12-1-18)
	12 (30-42) vs. Marquette (11-21-18)
	12 (20-32) vs. Louisiana (11-16-18)

JUMP BALLS CONTROLLED (INCLUDES OT)

Kansas	15
Opponents	19

HOW KU SCORED FIRST POINTS

3-Pointer	10
Jump Shot	10
Lay-Up	7
Free Throw	3
Alley-Oop	-
Dunk	1
Follow	-

BENCH POINTS

	PTS (AVG)
Kansas	424 (13.7)
Opponents	478 (15.4)

WHO SCORED KU'S FIRST POINTS

Lagerald Vick	11	Dedric Lawson	19
Devon Dotson	5	Ochai Agbaji	2
Dedric Lawson	5	Udoka Azubuike	1
Quentin Grimes	4	Devon Dotson	1
Ochai Agbaji	2	Quentin Grimes	1

20-PLUS POINT GAMES

Dedric Lawson	14
Lagerald Vick	5
Ochai Agbaji	3
Udoka Azubuike	2
Devon Dotson	2
Marcus Garrett	1
Quentin Grimes	1

DOUBLE-FIGURE SCORING

Devon Dotson	19	Udoka Azubuike	2
Lagerald Vick	17	Marcus Garrett	1
Quentin Grimes	9	Quentin Grimes	1

DOUBLE-FIGURE REBOUNDING

Dedric Lawson	20	K.J. Lawson	1
Ochai Agbaji	2	David McCormack	1
Udoka Azubuike	1		
Devon Dotson	1		

INDIVIDUAL MISCELLANEOUS STATISTICS (*HUSTLE PLAYS)

NO. - PLAYER	*FLOOR BURNS	DUNKS	CHARGES DRAWN	FT-FTA (LAST 5:00/OT)
0 - Garrett	18	4	1	5-11
1 - D. Lawson	39	2	6	36-47
2 - Moore	10	-	1	7-10
5 - Grimes	25	2	-	12-16
11 - Dotson	39	1	4	42-52
12 - Teahan	1	-	-	-
13 - K.J. Lawson	14	-	-	4-6
20 - Luinstra	-	-	-	-
22 - De Sousa	-	-	-	-
24 - Vick	14	7	-	6-8
30 - Agbaji	18	13	1	8-12
33 - McCormack	15	8	-	1-3
35 - Azubuike	5	37	-	4-10
44 - Lightfoot	22	5	14	1-5
TOTALS	220	79	27	126-180 (.700)
OPPONENTS	179	63	39	105-147 (.714)

BOX SCORES

1

#1/1 KANSAS 92, #10/10 MICHIGAN STATE 87
Nov. 6, 2018 | Indianapolis, Ind. | Bankers Life Fieldhouse



Michigan St. 87 • 0-1

#	Player	Total			3-Ptr			Rebounds			PF	TP	A	TO	Blk	Stl	Min
		FG-FGA	FG-FGA	FT-FTA	FG-FGA	FG-FGA	FT-FTA	Off	Def	Tot							
25	Kenny Goins	5-11	3-8	4-6	1	10	11	3	17	3	0	1	0	33			
44	Nick Ward	2-8	0-0	5-10	0	5	5	4	9	0	5	1	1	25			
01	Joshua Langford	5-11	4-6	4-4	3	1	4	4	18	1	2	1	0	29			
05	Cassius Winston	3-10	2-4	5-6	0	3	3	2	13	11	5	0	2	34			
20	Matt McQuaid	3-6	1-2	5-6	0	5	5	2	12	3	1	1	0	34			
00	Kyle Ahrens	2-4	2-3	0-0	0	3	3	2	6	0	1	0	1	9			
03	Foster Loyer	1-1	0-0	0-0	0	0	0	0	2	0	1	0	0	5			
11	Aaron Henry	2-4	0-0	0-2	0	3	3	1	4	0	0	0	1	14			
15	Thomas Kithier	0-0	0-0	0-1	0	1	1	2	0	0	0	0	0	3			
23	Xavier Tillman	3-4	0-0	0-1	1	1	2	5	6	1	3	2	0	13			
30	Marcus Bingham Jr.	0-0	0-0	0-0	0	0	0	0	0	0	1	0	1	1			
	Team				2	1	3										
	Totals	26-59	12-23	23-35	7	33	40	25	87	19	18	7	5	200			

FG % 1st Half: 9-26 34.6% 2nd half: 17-33 51.5% Game: 26-59 44.1% Deadball Rebounds 8.1
3FG % 1st Half: 4-9 44.4% 2nd half: 8-14 57.1% Game: 12-23 52.2%
FT % 1st Half: 14-25 56.0% 2nd half: 9-10 90.0% Game: 23-35 65.7%

Kansas 92 • 1-0

#	Player	Total			3-Ptr			Rebounds			PF	TP	A	TO	Blk	Stl	Min
		FG-FGA	FG-FGA	FT-FTA	FG-FGA	FG-FGA	FT-FTA	Off	Def	Tot							
01	Dedric Lawson	5-18	0-2	10-12	4	10	14	2	20	6	2	2	2	38			
35	Udoka Azubuike	7-10	0-0	3-7	2	1	3	4	17	1	2	4	1	20			
05	Quentin Grimes	7-14	6-10	1-2	0	1	1	3	21	4	1	0	1	30			
11	Devon Dotson	6-11	3-5	1-2	0	2	3	16	3	4	0	3	3	34			
24	Lagerald Vick	1-7	0-4	0-0	0	3	3	2	2	3	2	0	3	32			
00	Marcus Garrett	1-3	0-0	2-2	0	1	1	4	4	2	0	0	0	14			
02	Charlie Moore	0-1	0-1	1-2	2	1	3	3	1	0	0	0	0	11			
13	K.J. Lawson	1-1	1-1	1-2	1	5	6	3	4	1	0	0	0	10			
33	David McCormack	1-2	0-0	1-4	1	2	3	1	3	1	0	0	0	5			
44	Mitch Lightfoot	2-2	0-0	0-0	1	0	1	3	4	0	0	1	0	6			
	Team				2	3	5										
	Totals	31-69	10-23	20-33	13	29	42	28	92	21	11	7	10	200			

FG % 1st Half: 19-40 47.5% 2nd half: 12-29 41.4% Game: 31-69 44.9% Deadball Rebounds 4.1
3FG % 1st Half: 5-12 41.7% 2nd half: 5-11 45.5% Game: 10-23 43.5%
FT % 1st Half: 7-12 58.3% 2nd half: 13-21 61.9% Game: 20-33 60.6%

Officials: Mike Eades, Terry Wymmer, Keith Kimble
Technical fouls: Michigan St.-None. Kansas-None.
Attendance: 18907
2018 Champions Classic

Score by periods	1st	2nd	Total
Michigan St.	36	51	87
Kansas	50	42	92

Points	In	Off	2nd	Fast	Bench
MSU	Paint	T/O	Chance	Break	
KU	24	11	7	26	18
	40	22	12	24	16

Last FG - MSU 2nd-00:34, KU 2nd-04:53.
Largest lead - MSU by 2 1st-19:38, KU by 17 1st-03:21.
Score tied - 2 times.
Lead changed - 5 times.

2

#2/1 KANSAS 84, VERMONT 68
Nov. 12, 2018 | Lawrence, Kan. | Allen Fieldhouse



Vermont 68 • 1-1

#	Player	Total			3-Ptr			Rebounds			PF	TP	A	TO	Blk	Stl	Min
		FG-FGA	FG-FGA	FT-FTA	FG-FGA	FG-FGA	FT-FTA	Off	Def	Tot							
03	Lamb, Anthony	8-15	2-6	6-6	0	4	4	1	24	3	3	2	0	36			
15	Kpedi, Ra	1-3	0-0	1-2	0	1	1	4	3	0	1	0	0	14			
00	Smith, Stef	4-8	3-5	2-4	1	7	8	2	13	2	3	0	0	34			
20	Duncan, Ernie	5-13	3-8	4-4	0	2	2	1	17	3	2	0	1	36			
21	Duncan, Everett	0-0	0-0	0-0	1	4	5	2	0	0	0	0	1	26			
01	Nash, Skyler	0-0	0-0	0-0	0	0	0	0	0	0	0	0	0	4			
04	Duncan, Robin	0-0	0-0	0-0	0	0	0	0	0	0	1	0	0	3			
14	Moll, Isalah	2-7	0-1	0-0	0	2	2	2	4	1	2	0	0	14			
24	Shungu, Ben	2-3	1-1	0-1	1	1	2	1	5	1	0	0	1	18			
35	Davis, Ryan	1-7	0-5	0-0	2	1	3	0	2	1	0	0	0	15			
	Team				0	1	1										
	Totals	23-56	9-26	13-17	5	23	28	13	68	11	12	2	3	200			

FG % 1st Half: 13-26 50.0% 2nd half: 10-30 33.3% Game: 23-56 41.1% Deadball Rebounds 2.1
3FG % 1st Half: 6-15 40.0% 2nd half: 3-11 27.3% Game: 9-26 34.6%
FT % 1st Half: 4-7 57.1% 2nd half: 9-10 90.0% Game: 13-17 76.5%

Kansas 84 • 2-0

#	Player	Total			3-Ptr			Rebounds			PF	TP	A	TO	Blk	Stl	Min
		FG-FGA	FG-FGA	FT-FTA	FG-FGA	FG-FGA	FT-FTA	Off	Def	Tot							
01	Lawson, Dedric	0-6	0-0	0-0	1	6	7	4	0	2	3	0	1	19			
35	Azubuike, Udoka	10-17	0-0	3-6	1	10	11	2	23	0	3	1	0	34			
05	Grimes, Quentin	4-8	2-4	0-0	1	2	3	4	10	10	3	0	0	31			
11	Dotson, Devon	3-5	1-2	0-0	2	4	6	1	7	0	1	0	2	27			
24	Vick, Lagerald	12-14	8-8	0-0	1	2	3	2	32	1	2	0	1	33			
00	Garrett, Marcus	1-6	0-1	2-2	1	4	5	1	4	3	0	0	2	26			
02	Moore, Charlie	3-6	1-3	0-0	0	1	1	2	7	2	0	0	1	21			
13	Lawson, K.J.	0-0	0-0	0-0	0	0	0	1	0	0	0	0	0	3			
44	Lightfoot, Mitch	0-1	0-1	1-2	0	1	1	1	1	1	0	1	0	6			
	Team				1	0	1										
	Totals	33-63	12-19	6-10	8	30	38	18	84	19	13	2	7	200			

FG % 1st Half: 17-33 51.5% 2nd half: 16-30 53.3% Game: 33-63 52.4% Deadball Rebounds 2
3FG % 1st Half: 5-10 50.0% 2nd half: 7-9 77.8% Game: 12-19 63.2%
FT % 1st Half: 1-3 33.3% 2nd half: 5-7 71.4% Game: 6-10 60.0%

Officials: James Luckie, Michael Stephens, Jeb Hartness
Technical fouls: Vermont-None. Kansas-None.
Attendance: 16300
NIT Season Tip-Off (Campus Round)

Score by periods	1st	2nd	Total
Vermont	36	32	68
Kansas	40	44	84

Points	In	Off	2nd	Fast	Bench
VU	Paint	T/O	Chance	Break	
KU	16	9	5	5	11
	32	18	16	11	12

Last FG - VU 2nd-03:17, KU 2nd-00:40.
Largest lead - VU by 8 1st-16:00, KU by 18 2nd-07:26.
Attendance: 4981
Lead changed - 6 times.

3

#2/1 KANSAS 89, LOUISIANA 76
Nov. 16, 2018 | Lawrence, Kan. | Allen Fieldhouse



Louisiana 76 • 1-2

#	Player	Total			3-Ptr			Rebounds			PF	TP	A	TO	Blk	Stl	Min
		FG-FGA	FG-FGA	FT-FTA	FG-FGA	FG-FGA	FT-FTA	Off	Def	Tot							
23	Gant, JaKeenan	8-17	2-7	0-0	2	4	6	4	18	0	2	0	1	38			
55	Miller, Justin	7-16	4-12	4-4	0	7	7	5	22	0	2	0	0	22			
00	Russell, Cedric	4-7	2-5	0-0	0	1	1	3	10	5	2	0	2	36			
01	Marquett, Malik	4-9	3-6	3-4	3	2	5	3	14	2	1	0	2	29			
35	Stroman, Marcus	1-7	0-2	3-4	1	3	4	2	5	9	4	0	4	39			
03	Hayes, Jeremy	1-3	0-1	0-0	0	1	1	0	2	0	2	0	0	11			
11	Davis, Jerekius	2-4	1-3	0-0	0	2	2	2	5	0	0	0	1	17			
15	Hardy, P.J.	0-0	0-0	0-0	0	1	1	0	0	0	0	0	0	4			
22	Wesley, Trajan	0-0	0-0	0-0	0	0	0	1	0	0	1	0	0	4			
	Team				2	3	5										
	Totals	27-63	12-36	10-12	8	24	32	20	76	16	15	0	10	200			

FG % 1st Half: 14-31 45.2% 2nd half: 13-32 40.6% Game: 27-63 42.9% Deadball Rebounds 1
3FG % 1st Half: 6-17 35.3% 2nd half: 6-19 31.6% Game: 12-36 33.3%
FT % 1st Half: 7-8 87.5% 2nd half: 3-4 75.0% Game: 10-12 83.3%

Kansas 89 • 3-0

#	Player	Total			3-Ptr			Rebounds			PF	TP	A	TO	Blk	Stl	Min
		FG-FGA	FG-FGA	FT-FTA	FG-FGA	FG-FGA	FT-FTA	Off	Def	Tot							
01	Lawson, Dedric	6-11	0-1	7-10	4	2	6	3	19	3	5	0	1	27			
35	Azubuike, Udoka	8-10	0-0	1-4	4	4	8	3	17	1	2	4	0	23			
05	Grimes, Quentin	2-7	1-2	1-1	1	1	2	6	3	1	0	1	0	31			
11	Dotson, Devon	2-6	0-2	0-0	0	3	3	2	4	3	1	0	0	20			
24	Vick, Lagerald	11-18	7-12	4-5	2	7	9	0	33</								

BOX SCORES

5 #2/2 KANSAS 87, #5/5 TENNESSEE 81 (OT)
Nov. 23, 2018 | Brooklyn, N.Y. | Barclays Center



Tennessee 81 • 4-1

##	Player	Total			3-Ptr			Rebounds			PF	TP	A	TO	Blk	Stl	Min
		FG-FGA	FG-FGA	FT-FTA	FG-FGA	FG-FGA	FT-FTA	Off	Def	Tot							
00	BONE, Jordan	6-10	2-3	2-2	2	4	6	1	16	5	1	1	1	40-			
02	WILLIAMS, Grant	6-13	1-2	5-6	2	6	8	5	18	6	5	1	2	34			
05	SCHOFIELD, Admiral	9-22	2-8	1-3	3	3	6	4	21	2	1	0	0	31			
11	ALEXANDER, Kyle	4-7	0-1	2-3	3	4	7	4	10	0	1	1	1	34			
23	BOWDEN, Jordan	2-6	0-3	0-0	1	3	4	3	4	1	2	1	0	35			
01	TURNER, Lamonte	3-13	2-9	2-2	0	3	3	3	10	3	0	0	1	27			
10	FULKERSON, John	0-1	0-0	0-0	1	1	2	4	0	2	3	0	0	8			
15	WALKER, Derrick	0-1	0-0	0-1	0	2	2	1	0	0	1	0	0	4			
35	PONS, Yves	1-2	0-0	0-0	0	1	1	0	2	0	0	0	0	12			
Team		1		0		1		0		2		5		25			
Totals		31-75	7-27	12-17	13	27	40	25	81	19	14	4	5	225			

FG % 1st Half: 13-33 39.4% 2nd half: 13-31 41.9% OT: 5-11 45.5% Game: 31-75 41.3% Deadball Rebounds 2
 3FG % 1st Half: 3-13 23.1% 2nd half: 3-10 30.0% OT: 1-4 25.0% Game: 7-27 25.9%
 FT % 1st Half: 4-6 66.7% 2nd half: 7-8 87.5% OT: 1-3 33.3% Game: 12-17 70.6%

Kansas 87 • 5-0

##	Player	Total			3-Ptr			Rebounds			PF	TP	A	TO	Blk	Stl	Min
		FG-FGA	FG-FGA	FT-FTA	FG-FGA	FG-FGA	FT-FTA	Off	Def	Tot							
01	LAWSON, Dedic	9-16	0-2	6-11	5	8	13	3	24	5	2	0	1	41			
05	GRIMES, Quentin	1-4	0-2	3-6	0	4	4	0	5	0	2	0	1	21			
11	DOTSON, Devon	5-8	1-1	6-7	1	3	4	2	17	2	2	0	0	40			
24	VICK, Lagerald	6-12	3-7	0-0	1	1	2	2	15	4	2	0	1	43			
35	AZUBUIKE, Udoka	4-6	0-0	1-2	1	3	4	5	9	0	4	1	1	17			
02	MOORE, Charlie	3-10	1-4	2-2	0	1	1	1	9	2	1	0	0	32			
13	LAWSON, K.J.	2-4	0-1	4-6	1	5	6	4	8	0	1	0	2	19			
33	MCCORMACK, David	0-0	0-0	0-0	0	1	1	0	0	0	2	0	0	4			
44	LIGHTFOOT, Mitch	0-0	0-0	0-0	0	3	3	0	0	0	0	1	0	8			
Team		2		3		5		18		87		13		16			
Totals		30-60	5-17	22-34	11	32	43	18	87	13	16	2	6	225			

FG % 1st Half: 13-25 52.0% 2nd half: 13-25 52.0% OT: 4-8 50.0% Game: 30-60 50.0% Deadball Rebounds 4.2
 3FG % 1st Half: 2-9 22.2% 2nd half: 3-7 42.9% OT: 0-1 0.0% Game: 5-17 29.4%
 FT % 1st Half: 3-8 37.5% 2nd half: 9-13 69.2% OT: 10-13 76.9% Game: 22-34 64.7%

Officials: Joe Lindsay, Gerry Pollard, Wally Rutecki
 Technical fouls: Tennessee-None. Kansas-None.

Attendance: 5491
 2018 NIT Season Tip-Off Tournament - Championship
 All-Tournament Team: Jordan Nwora, Louisville; Sam Hauser, Marquette; Jordan Bone, Tennessee; Lagerald Vick, Kansas
 Most Valuable Player: Dedic Lawson, Kansas

Score by periods	1st	2nd	OT	Total
Tennessee	33	36	12	81
Kansas	31	38	18	87

	Points	In Paint	Off T/O	2nd Chance	Fast Break	Bench
Tennessee	40	16	9	0	12	12
KU	48	14	11	12	17	17

Last FG - UT 00-30, KU OT-01:23.
 Largest lead - UT by 9 2nd-16:05, KU by 7 OT-01:23.
 UT led for 17:17. KU led for 22:37. Game was tied for 05:06.

Score tied - 7 times.
 Lead changed - 12 times.

7 #2/2 KANSAS 72, WOFFORD 47
Dec. 4, 2018 | Lawrence, Kan. | Allen Fieldhouse



Wofford 47 • 6-3

##	Player	Total			3-Ptr			Rebounds			PF	TP	A	TO	Blk	Stl	Min
		FG-FGA	FG-FGA	FT-FTA	FG-FGA	FG-FGA	FT-FTA	Off	Def	Tot							
24	Aluma,Keve	1-7	0-0	0-0	4	3	7	2	2	0	3	0	0	0	31		
33	Jackson,Cameron	6-16	1-1	2-4	8	2	10	3	15	0	6	1	0	25			
03	Magee,Fletcher	1-14	0-9	5-5	2	4	6	0	7	0	1	0	0	32			
05	Murphy,Storm	2-7	1-4	0-0	0	2	2	1	5	2	0	0	0	23			
10	Hoover,Nathan	2-7	0-4	0-0	3	3	3	1	4	0	3	0	0	24			
01	Goodwin,Chevez	0-0	0-0	0-0	0	1	1	2	0	0	0	0	0	6			
02	Manning, Jr.,Michael	0-0	0-0	0-0	0	0	0	0	0	0	0	0	0	1			
11	Larson,Ryan	0-2	0-1	0-0	0	2	2	1	0	1	2	0	1	17			
12	Michael,Alex	0-1	0-0	0-0	0	0	0	0	0	0	0	0	0	1			
14	Cottrell,Drew	0-0	0-0	0-0	0	0	0	0	0	0	0	0	0	1			
21	Hollowell,Tray	1-5	1-4	0-0	0	3	3	0	3	2	2	0	0	19			
31	Theme-Love,Donovan	0-0	0-0	0-0	0	1	1	0	0	0	0	0	0	4			
50	Pegram,Matt	4-6	2-3	1-1	4	4	8	4	11	0	1	2	0	16			
Team		1		2		4		14		47		5		18			
Totals		17-65	5-26	8-10	19	26	45	14	47	5	18	3	11	200			

FG % 1st Half: 10-29 34.5% 2nd half: 7-36 19.4% Game: 17-65 26.2% Deadball Rebounds 1
 3FG % 1st Half: 2-9 22.2% 2nd half: 3-17 17.6% Game: 5-26 19.2%
 FT % 1st Half: 4-5 80.0% 2nd half: 4-5 80.0% Game: 8-10 80.0%

Kansas 72 • 7-0

##	Player	Total			3-Ptr			Rebounds			PF	TP	A	TO	Blk	Stl	Min
		FG-FGA	FG-FGA	FT-FTA	FG-FGA	FG-FGA	FT-FTA	Off	Def	Tot							
01	Lawson, Dedic	10-17	0-4	0-0	2	6	8	2	20	1	1	3	2	35			
35	Azubuike, Udoka	0-1	0-0	0-0	2	2	4	0	0	0	0	0	0	4			
00	Garrett, Marcus	2-6	1-4	2-3	0	7	7	1	7	3	0	1	2	30			
05	Grimes, Quentin	6-10	1-4	1-2	0	3	3	1	14	1	0	0	0	32			
11	Dotson, Devon	6-9	1-3	3-3	0	3	3	3	16	3	2	0	3	30			
02	Moore, Charlie	2-8	0-5	0-0	0	0	0	1	4	0	0	0	1	16			
12	Teahar, Chris	0-0	0-0	0-0	0	0	0	0	0	0	0	0	0	2			
13	Lawson, K.J.	2-4	0-1	1-2	1	1	2	2	5	3	1	0	1	17			
20	Luinstra, Garrett	0-0	0-0	0-0	0	0	0	1	0	0	0	0	0	1			
24	Vick, Lagerald	0-3	0-2	0-0	0	2	2	0	0	0	2	0	1	22			
33	Mccormack, David	3-5	0-0	0-0	0	3	3	0	6	0	0	0	0	5			
44	Lightfoot, Mitch	0-0	0-0	0-0	1	1	2	0	0	0	1	0	0	6			
Team		0		2		2		11		72		11		7			
Totals		31-63	3-23	7-10	6	30	36	11	72	11	7	5	9	200			

FG % 1st Half: 13-29 44.8% 2nd half: 18-34 52.9% Game: 31-63 49.2% Deadball Rebounds 3
 3FG % 1st Half: 1-10 10.0% 2nd half: 2-13 15.4% Game: 3-23 13.0%
 FT % 1st Half: 2-3 66.7% 2nd half: 5-7 71.4% Game: 7-10 70.0%

Officials: Keith Kimble, Jeb Hartness, John Gaffney
 Technical fouls: Wofford-None. Kansas-None.
 Attendance: 16300

Score by periods	1st	2nd	Total
Wofford	26	21	47
Kansas	29	43	72

	Points	In Paint	Off T/O	2nd Chance	Fast Break	Bench
Wofford	16	5	12	3	14	14
KU	46	25	7	17	15	15

Last FG - WOF 2nd-01:56, KU 2nd-01:05.
 Largest lead - WOF by 3 1st-19:08, KU by 29 2nd-03:07.
 WOF led for 04:59. KU led for 32:36. Game was tied for 02:25.

Score tied - 2 times.
 Lead changed - 7 times.

6 #2/2 KANSAS 90, STANFORD 84 (OT)
Dec. 1, 2018 | Lawrence, Kan. | Allen Fieldhouse



Stanford 84 • 4-4

##	Player	Total			3-Ptr			Rebounds			PF	TP	A	TO	Blk	Stl	Min
		FG-FGA	FG-FGA	FT-FTA	FG-FGA	FG-FGA	FT-FTA	Off	Def	Tot							
00	Okpala,KZ	7-13	3-5	5-6	1	7	8	4	22	4	3	2	0	43			
13	Da Silva,Oscar	2-10	0-7	2-2	1	6	7	2	6	1	4	0	0	29			
20	Sharma,Josh	3-4	0-0	2-4	0	2	2	5	8	1	0	3	2	19			
01	Davis,Daejon	6-15	2-6	5-5	2	6	8	2	19	3	5	0	0	44			
04	White,Isaac	5-7	5-7	0-0	2	1	3	0	15	1	0	0	0	27			
02	Wills,Bryce	0-0	0-0	0-0	0	0	0	0	0	0	1	0	0	3			
05	Pugh,Kodye	0-2	0-0	0-0	1	0	1	0	0	0	1	0	0	2			
11	Delaire,Jaiden	0-2	0-2	0-0	0	0	0	0	0	0	1	0	0	9			
23	Ryan,Cormac	4-9	2-7	2-2	0	2	2	4	12	1	2	0	1	32			
32	Kisunas,Lukas	0-0	0-0	0-0	1	0	1	1	0	0	2	0	0	3			
33	Stanback,Trevor	1-1	0-0	0-0	2	2	4	2	2	0	1	1	0	14			
Team		0		0		0		0		0		0		22			
Totals		28-63	12-34	16-19	10	26	36	22	84	13	18	6	3	225			

FG % 1st Half: 11-27 40.7% 2nd half: 14-30 46.7% OT: 3-6 50.0% Game: 28-63 44.4% Deadball Rebounds 2
 3FG % 1st Half: 5-15 33.3% 2nd half: 6-15 40.0% OT: 1-4 25.0% Game: 12-34 35.3%
 FT % 1st Half: 8-10 80.0% 2nd half: 6-7 85.7% OT: 2-2 100.0% Game: 16-19 84.2%

BOX SCORES

9 #1/1 KANSAS 74, #17/16 VILLANOVA 71
Dec. 15, 2018 | Lawrence, Kan. | Allen Fieldhouse



Villanova 71 • 8-4

#	Player	Total			3-Ptr			Rebounds			PF	TP	A	TO	Blk	Stl	Min
		FG-FGA	FG-FGA	FT-FTA	Off	Def	Tot	Off	Def	Tot							
04	Paschall, Eric	f	4-10	2-3	7-8	3	1	4	4	17	1	3	0	1	33		
15	Bey, Saddiq	f	3-8	1-3	0-0	4	1	5	2	7	1	1	0	2	36		
21	Cosby-Roundtree, D	f	1-2	0-0	1-2	3	8	11	5	3	1	1	2	0	28		
2	Gillespie, Collin	g	5-14	1-7	4-6	0	2	2	3	15	3	2	0	1	36		
05	Booth, Phil	g	11-21	4-11	3-3	0	2	2	2	29	2	0	0	0	38		
10	Swider, Cole	g	0-1	0-1	0-0	0	0	0	0	0	0	0	0	0	4		
23	Samuels, Jermaine	g	0-3	0-3	0-0	0	1	1	3	0	1	0	1	15			
24	Cremonio, Joe	g	0-0	0-0	0-0	0	0	0	2	0	1	0	0	10			
Team						0	1	1									
Totals			24-59	8-28	15-19	10	16	26	21	71	8	9	2	5	200		

FG % 1st Half: 10-26 38.5% 2nd half: 14-33 42.4% Game: 24-59 40.7%
 3FG % 1st Half: 5-13 38.5% 2nd half: 3-15 20.0% Game: 8-28 28.6%
 FT % 1st Half: 6-8 75.0% 2nd half: 9-11 81.8% Game: 15-19 78.9%

Kansas 74 • 9-0

#	Player	Total			3-Ptr			Rebounds			PF	TP	A	TO	Blk	Stl	Min
		FG-FGA	FG-FGA	FT-FTA	Off	Def	Tot	Off	Def	Tot							
01	Dedric Lawson	f	10-15	1-2	7-9	2	10	12	4	28	1	0	0	0	38		
00	Marcus Garrett	g	0-4	0-2	1-2	3	1	4	1	1	3	1	1	4	37		
05	Quentin Grimes	g	0-2	0-1	1-2	0	0	0	3	1	1	3	0	0	14		
11	Devon Dotson	g	3-6	1-1	4-4	1	1	2	4	11	1	2	0	0	26		
24	Lagerald Vick	g	9-15	3-8	8-10	0	7	7	2	29	1	3	0	0	39		
02	Charlie Moore	g	0-1	0-0	2-2	0	1	1	3	2	0	3	0	0	17		
13	K.J. Lawson	g	0-2	0-1	0-0	2	1	3	1	0	2	1	0	0	14		
33	David McCormack	g	0-0	0-0	0-0	0	0	0	0	0	0	0	0	0	1		
44	Mitch Lightfoot	g	1-1	0-0	0-1	0	2	2	1	2	0	1	1	0	14		
Team						1	3	4									
Totals			23-46	5-15	23-30	9	26	35	19	74	9	14	2	4	200		

FG % 1st Half: 11-22 50.0% 2nd half: 12-24 50.0% Game: 23-46 50.0%
 3FG % 1st Half: 4-11 36.4% 2nd half: 1-4 25.0% Game: 5-15 33.3%
 FT % 1st Half: 7-8 87.5% 2nd half: 16-22 72.7% Game: 23-30 76.7%

Officials: Ray Natili, Michael Stephens, James Breeding
 Technical fouls: Villanova-None. Kansas-None.
 Attendance: 16300

Score by periods	1st	2nd	Total
Villanova	31	40	71
Kansas	33	41	74

Last FG - NOVA 2nd-00:09, KU 2nd-02:23.
 Largest lead - NOVA by 5 1st-14:33, KU by 9 1st-02:43.
 NOVA led for 06:37. KU led for 28:36. Game was tied for 04:47.

	In	Off	2nd	Fast	Bench
Points	Paint	T/O	Chance	Break	
NOVA	24	9	12	2	0
KU	24	10	5	4	

Score tied - 8 times.
 Lead changed - 8 times.

10 #1/1 KANSAS 89, SOUTH DAKOTA 53
Dec. 18, 2018 | Lawrence, Kan. | Allen Fieldhouse



South Dakota 53 • 6-6

#	Player	Total			3-Ptr			Rebounds			PF	TP	A	TO	Blk	Stl	Min
		FG-FGA	FG-FGA	FT-FTA	Off	Def	Tot	Off	Def	Tot							
12	Trey Burch-Manning	f	1-5	0-2	0-2	0	4	4	5	2	2	4	0	2	25		
03	Dan Jech	f	1-5	0-0	0-0	1	0	1	1	2	0	0	0	0	16		
31	Triston Simpson	g	2-7	0-1	0-0	1	1	2	0	4	3	5	0	3	33		
10	Cody Kelley	g	0-7	0-2	0-0	1	4	5	3	0	4	2	0	2	27		
22	Tyler Peterson	g	7-13	1-3	0-0	2	3	5	4	15	1	2	0	1	33		
00	Stanley Umude	g	10-17	2-4	6-9	1	5	6	1	28	4	4	2	0	34		
13	Matt Johns	g	0-0	0-0	0-0	0	0	0	0	0	0	0	0	0	4		
20	Brandon Armstrong	g	0-0	0-0	0-0	0	1	1	0	0	0	0	0	0	7		
24	Nathan Robinson	g	0-3	0-1	0-2	1	4	5	0	0	0	0	0	0	14		
33	Logan Power	g	1-1	0-0	0-0	0	0	0	1	2	0	0	0	0	7		
Team						0	2	2									
Totals			22-58	3-13	6-13	7	24	31	15	53	14	17	2	8	200		

FG % 1st Half: 11-24 45.8% 2nd half: 11-34 32.4% Game: 22-58 37.9%
 3FG % 1st Half: 2-7 28.6% 2nd half: 1-6 16.7% Game: 3-13 23.1%
 FT % 1st Half: 3-6 50.0% 2nd half: 3-7 42.9% Game: 6-13 46.2%

Kansas 89 • 10-0

#	Player	Total			3-Ptr			Rebounds			PF	TP	A	TO	Blk	Stl	Min
		FG-FGA	FG-FGA	FT-FTA	Off	Def	Tot	Off	Def	Tot							
01	Lawson, Dedric	f	7-11	0-3	2-2	2	12	14	3	16	0	3	1	3	26		
00	Garrett, Marcus	g	3-4	0-1	1-2	0	5	5	0	7	5	0	3	0	29		
05	Grimes, Quentin	g	3-9	0-3	0-1	1	2	3	2	6	0	3	0	0	21		
11	Dotson, Devon	g	3-7	0-1	2-2	0	2	2	1	8	6	2	0	0	28		
24	Vick, Lagerald	g	5-12	2-3	0-0	2	3	5	2	12	2	3	1	3	33		
02	Moore, Charlie	g	6-9	6-9	0-0	0	0	0	1	18	4	1	0	2	21		
13	Lawson, K.J.	g	1-3	1-2	0-0	0	0	0	4	3	0	0	0	0	9		
20	Luinstra, Garrett	g	0-1	0-0	0-0	1	0	1	0	0	0	0	0	0	2		
33	McCormack, David	g	4-7	0-0	4-4	1	5	6	2	12	1	0	2	0	17		
44	Lightfoot, Mitch	g	2-3	0-1	3-4	3	3	6	1	7	1	0	1	0	14		
Team						0	0	0									
Totals			34-66	9-23	12-15	10	32	42	16	89	19	12	5	11	200		

FG % 1st Half: 14-35 40.0% 2nd half: 20-31 64.5% Game: 34-66 51.5%
 3FG % 1st Half: 1-8 12.5% 2nd half: 8-15 53.3% Game: 9-23 39.1%
 FT % 1st Half: 8-10 80.0% 2nd half: 4-5 80.0% Game: 12-15 80.0%

Officials: Doug Sirmans, Paul Janssen, Bert Smith
 Technical fouls: South Dakota-None. Kansas-None.
 Attendance: 16300
 USD 12 T. Burch-Manning fouled out with 6:05 remaining in the game.

Score by periods	1st	2nd	Total
South Dakota	27	26	53
Kansas	37	52	89

Last FG - USD 2nd-00:31, KU 2nd-00:17.
 Largest lead - USD None, KU by 37 2nd-01:53.
 USD led for 00:00. KU led for 39:39. Game was tied for 00:21.

	In	Off	2nd	Fast	Bench
Points	Paint	T/O	Chance	Break	
USD	32	11	5	2	30
KU	38	19	10	17	40

Score tied - 0 times.
 Lead changed - 0 times.

11 #18/19 ARIZONA STATE 80, #1/1 KANSAS 76
Dec. 22, 2018 | Tempe, Ariz. | Wells Fargo Arena



Kansas 76 • 10-1

#	Player	Total			3-Ptr			Rebounds			PF	TP	A	TO	Blk	Stl	Min
		FG-FGA	FG-FGA	FT-FTA	Off	Def	Tot	Off	Def	Tot							
01	Dedric Lawson	f	12-15	1-2	5-5	2	12	14	4	30	1	2	1	0	31		
00	Marcus Garrett	g	0-5	0-1	7-8	3	3	6	3	7	1	1	0	1	22		
05	Quentin Grimes	g	4-12	0-5	0-0	2	0	2	1	8	3	2	1	0	31		
11	Devon Dotson	g	4-7	2-4	2-2	0	4	4	3	12	5	5	1	1	32		
24	Lagerald Vick	g	5-16	3-11	1-1	0	2	2	4	14	1	3	0	2	37		
02	Charlie Moore	g	1-5	1-3	0-0	0	1	1	1	3	0	2	0	2	16		
13	K.J. Lawson	g	0-2	0-2	0-0	2	2	2	2	0	2	0	0	0	12		
33	David McCormack	g	1-2	0-0	0-0	2	2	4	2	2	0	0	1	0	11		
44	Mitch Lightfoot	g	0-1	0-0	0-0	1	1	2	2	0	0	1	1	0	8		
Team						1	2	3									
Totals			27-65	7-28	15-16	11	29	40	22	76	13	16	5	6	200		

FG % 1st Half: 16-37 43.2% 2nd half: 11-28 39.3% Game: 27-65 41.5%
 3FG % 1st Half: 4-14 28.6% 2nd half: 3-14 21.4% Game: 7-28 25.0%
 FT % 1st Half: 3-3 100.0% 2nd half: 12-13 92.3% Game: 15-16 93.8%

Arizona State 80 • 9-2

#	Player	Total			3-Ptr			Rebounds			PF	TP	A	TO	Blk	Stl	Min
		FG-FGA	FG-FGA	FT-FTA	Off	Def	Tot	Off	Def	Tot							
14	Lawrence, Kimani	f	3-7	1-3	0-0	1	2	3	1	7	1	1	0	1	25		
23	White, Romello	f	3-7	0-0	5-9	5	0	5	3	11	1	0	2	0	27		
45	Cheatham, Zylan	f	5-8	0-1	3-7	2	9	11	2	13	1	4	1	0	34		
00	Dort, Luquentz	g	3-14	1-3	6-8	2	2	4	2	13	5	3	1	1	31		
01	Martin, Remy	g	4-10	1-5	1-2	1	3	4	2	10	4	1	0	2	30		

BOX SCORES

13 #5/6 KANSAS 70, #23/25 OKLAHOMA 63
Jan. 2, 2019 | Lawrence, Kan. | Allen Fieldhouse



Oklahoma 63 • 11-2 (0-1)

##	Player	Total			3-Ptr			Rebounds			PF	TP	A	TO	Blk	Stl	Min
		FG-FGA	FG-FGA	FT-FTA	FG-FGA	FG-FGA	FT-FTA	Off	Def	Tot							
21	Doolittle, Kristian	5-12	0-0	2-3	1	7	8	4	12	2	2	0	0	1	32		
35	Manek, Brady	6-13	1-4	3-5	5	6	11	0	16	0	0	1	1	0	32		
00	James, Christian	4-15	1-7	2-4	0	12	12	2	11	2	2	0	2	2	37		
02	Calixte, Aaron	4-8	2-4	0-0	0	1	1	2	10	3	4	0	0	0	27		
03	Reynolds, Miles	3-5	0-1	1-1	1	2	3	5	7	2	4	0	2	30			
01	Odomes, Rashard	0-1	0-1	0-0	1	0	1	2	0	0	3	1	0	12			
04	McNeace, Jamuni	0-1	0-0	0-0	1	0	1	0	0	0	0	0	0	2			
05	Freeman, Matt	0-4	0-4	0-0	1	0	1	1	0	0	1	0	0	15			
24	Bieniemy, Jamal	3-3	1-1	0-0	0	0	0	1	7	0	0	0	0	13			
Team				1		2						1					
Totals		25-62	5-22	8-13	11	29	40	17	63	9	17	2	5	200			

FG % 1st Half: 11-31 35.5% 2nd half: 14-31 45.2% Game: 25-62 40.3%
 3FG % 1st Half: 2-12 16.7% 2nd half: 3-10 30.0% Game: 5-22 22.7%
 FT % 1st Half: 1-2 50.0% 2nd half: 7-11 63.6% Game: 8-13 61.5%

Kansas 70 • 12-1 (1-0)

##	Player	Total			3-Ptr			Rebounds			PF	TP	A	TO	Blk	Stl	Min
		FG-FGA	FG-FGA	FT-FTA	FG-FGA	FG-FGA	FT-FTA	Off	Def	Tot							
01	Lawson, Dedic	6-17	0-3	1-1	4	11	15	2	13	1	1	3	0	37			
35	Azubuike, Udoka	4-5	0-0	0-1	3	6	9	2	8	0	1	2	0	34			
05	Grimes, Quentin	6-11	1-6	1-3	2	2	4	14	1	3	0	1	35				
11	Dotson, Devon	4-10	1-3	7-8	0	5	5	4	16	1	2	0	4	28			
24	Vick, Lagerald	5-12	2-7	0-1	0	4	4	1	12	1	4	1	3	25			
00	Garrett, Marcus	1-3	0-1	3-4	0	1	1	2	5	5	1	0	1	28			
02	Moore, Charlie	0-4	0-1	2-4	1	2	3	1	2	1	0	1	1	13			
13	Lawson, K.J.	0-0	0-0	0-0	0	0	0	0	0	0	0	0	1	1			
33	McCormack, David	0-1	0-0	0-0	1	0	1	1	0	0	1	0	1	6			
44	Lightfoot, Mitch	0-0	0-0	0-0	1	0	1	0	0	0	0	0	0	4			
Team				0		1						0					
Totals		26-63	4-21	14-22	12	30	42	17	70	10	14	6	11	200			

FG % 1st Half: 18-39 46.2% 2nd half: 8-24 33.3% Game: 26-63 41.3%
 3FG % 1st Half: 2-12 16.7% 2nd half: 2-9 22.2% Game: 4-21 19.0%
 FT % 1st Half: 2-3 66.7% 2nd half: 12-19 63.2% Game: 14-22 63.6%

Officials: Joe DeRosa, James Luckie, Lee Cassell
 Technical fouls: Oklahoma-None. Kansas-None.
 Attendance: 16300
 OU 03 M. Reynolds fouled out with 38 seconds remaining in the game.

Score by periods	1st	2nd	Total
Oklahoma	25	38	63
Kansas	40	30	70

Points	In	Off	2nd	Fast	Bench
OU	Paint	T/O	Chance	Break	
32	14	6	6	7	
40	22	13	12	7	

Last FG - OU 2nd-00:30, KU 2nd-02:35.
 Largest lead - OU by 7 1st-17:31, KU by 15 1st-00:04.
 OU led for 07:37. KU led for 31:37. Game was tied for 00:46.

Score tied - 0 times.
 Lead changed - 1 time.

14 IOWA STATE 77, #5/6 KANSAS 60
Jan. 5, 2019 | Ames, Iowa | Hilton Coliseum



Kansas 60 • 12-2, 1-1 Big 12

##	Player	Total			3-Ptr			Rebounds			PF	TP	A	TO	Blk	Stl	Min
		FG-FGA	FG-FGA	FT-FTA	FG-FGA	FG-FGA	FT-FTA	Off	Def	Tot							
00	Marcus Garrett	4-8	0-1	0-0	2	2	4	1	8	0	1	0	0	30			
01	Dedic Lawson	5-11	0-1	3-6	2	10	12	3	13	3	6	1	0	32			
05	Quentin Grimes	7-14	3-6	2-3	2	4	6	1	19	2	2	0	1	31			
11	Devon Dotson	3-5	1-2	1-2	2	5	7	1	8	3	5	0	2	31			
24	Lagerald Vick	2-8	2-6	0-0	0	4	4	0	6	1	7	0	2	29			
02	Charlie Moore	1-5	0-2	0-0	2	1	3	1	2	2	0	0	0	19			
12	Chris Teahan	0-0	0-0	0-0	0	0	0	0	0	0	0	0	0	2			
13	K.J. Lawson	1-2	0-1	0-0	0	1	1	1	2	1	1	0	1	9			
33	David McCormack	1-2	0-0	0-0	0	1	1	1	2	0	0	0	0	10			
44	Mitch Lightfoot	0-0	0-1	0-0	0	0	0	1	0	0	1	0	0	7			
Team				3		3						1					
Totals		24-56	6-20	6-11	13	28	41	10	60	12	24	1	6	200			

FG % 1st Half: 12-27 44.4% 2nd half: 12-29 41.4% Game: 24-56 42.9%
 3FG % 1st Half: 4-11 36.4% 2nd half: 2-9 22.2% Game: 6-20 30.0%
 FT % 1st Half: 4-7 57.1% 2nd half: 2-4 50.0% Game: 6-11 54.5%

Iowa State 77 • 12-2, 2-0 Big 12

##	Player	Total			3-Ptr			Rebounds			PF	TP	A	TO	Blk	Stl	Min
		FG-FGA	FG-FGA	FT-FTA	FG-FGA	FG-FGA	FT-FTA	Off	Def	Tot							
01	Weiler-Babb, Nick	4-10	2-4	2-2	1	2	3	1	12	4	2	1	4	38			
03	Shayok, Marial	9-12	5-5	1-2	0	5	5	2	24	1	5	0	2	34			
11	Horton-Tucker, Talen	2-9	0-4	0-0	0	0	0	2	4	5	0	0	1	30			
12	Jacobson, Michael	4-9	0-2	1-2	2	9	11	2	9	2	0	0	1	30			
22	Haliburton, Tyrese	4-6	4-5	2-2	0	1	1	2	14	3	2	1	4	37			
00	Griffin, Zion	0-0	0-0	0-0	0	1	1	0	0	0	0	0	0	1			
02	Lard, Cameron	2-3	0-0	0-0	1	0	1	2	4	0	0	2	0	9			
04	Condit IV, George	0-0	0-0	0-0	0	0	0	0	0	0	0	0	0	1			
05	Wigginton, Lindell	2-11	2-5	2-2	1	1	2	1	8	3	2	0	1	17			
23	Talley Jr., Zoran	0-0	0-0	0-0	0	0	0	0	0	0	0	0	0	1			
24	Lewis, Terrence	0-0	0-0	0-0	0	0	0	0	0	0	0	0	0	1			
33	Young, Solomon	1-1	0-0	0-0	0	0	0	0	2	0	0	0	0	1			
Team				0		2						1					
Totals		28-61	13-25	8-10	5	21	26	12	77	18	12	4	13	200			

FG % 1st Half: 14-30 46.7% 2nd half: 14-31 45.2% Game: 28-61 45.9%
 3FG % 1st Half: 4-12 33.3% 2nd half: 9-13 69.2% Game: 13-25 52.0%
 FT % 1st Half: 4-6 66.7% 2nd half: 4-4 100.0% Game: 8-10 80.0%

Officials: Doug Simons, Tom Eades, Chance Moore
 Technical fouls: Kansas-TEAM. Iowa State-None.
 Attendance: 14384
 AP Ranking: KU #5
 Fouled Out: none

Score by periods	1st	2nd	Total
Kansas	32	28	60
Iowa State	36	41	77

Points	In	Off	2nd	Fast	Bench
KU	Paint	T/O	Chance	Break	
32	4	12	4	6	
40	20	6	3	14	

Last FG - KU 2nd-00:31, ISU 2nd-00:54.
 Largest lead - KU by 4 1st-05:46, ISU by 19 2nd-02:46.
 KU led for 05:55, ISU led for 27:44. Game was tied for 06:21.

Score tied - 9 times.
 Lead changed - 10 times.

15 #7/9 KANSAS 77, #25/rv TCU 68
Jan. 9, 2019 | Lawrence, Kan. | Allen Fieldhouse



TCU 68 • 12-2 (1-1)

##	Player	Total			3-Ptr			Rebounds			PF	TP	A	TO	Blk	Stl	Min
		FG-FGA	FG-FGA	FT-FTA	FG-FGA	FG-FGA	FT-FTA	Off	Def	Tot							
15	MILLER, JD	1-6	1-4	0-0	1	8	9	1	31	0	3	0	1	25			
21	SAMUEL, Kevin	6-7	0-0	0-0	4	4	8	3	12	1	2	1	0	26			
01	BANE, Desmond	6-10	1-1	0-0	0	4	4	4	13	2	2	0	0	37			
22	NEMBARD, RJ	3-6	3-6	5-6	0	4	4	3	14	1	3	1	0	27			
25	ROBINSON, Alex	4-12	2-4	2-3	1	2	3	4	12	4	4	0	0	35			
05	DAVIS, Kendrick	2-6	0-1	0-0	0	4	4	1	4	3	3	0	2	22			
12	NOI, Kouat	3-7	2-5	2-4	1	1	2	2	10	1	3	1	3	28			
Team				0		0						2					
Totals		25-54	9-21	9-13	7	27	34	18	68	12	20	3	6	200			

FG % 1st Half: 11-26 42.3% 2nd half: 14-28 50.0% Game: 25-54 46.3%
 3FG % 1st Half: 3-8 37.5% 2nd half: 6-13 46.2% Game: 9-21 42.9%
 FT % 1st Half: 6-8 75.0% 2nd half: 3-5 60.0% Game: 9-13 69.2%

Kansas 77 • 13-2 (2-1)

##	Player	Total			3-Ptr			Rebounds			PF	TP	A	TO	Blk	Stl	Min
		FG-FGA	FG-FGA	FT-FTA	FG-FGA	FG-FGA	FT-FTA	Off	Def	Tot							
01	Lawson, Dedic	10-19	2-4	9-13	6	8	14	1	31	0	3	0	3	35			
00	Garrett, Marcus	3-8	0-0	2-3	1	3	4	1	8	3	0	0	2	35			
05	Grimes, Quentin	2-5	0-3	1-2	0	2	2	4	5	1	2	0	0	16			
11	Dotson, Devon	0-6	0-3	5-6	0	1	1	3	5	3	1	1	2	27			
24	Vick, Lagerald	5-10	2-7	0-0	1	3	4	2	12	4	6	0	0	36			
02																	

BOX SCORES

17 #7/8 KANSAS 80, TEXAS 78
Jan. 14, 2019 | Lawrence, Kan. | Allen Fieldhouse



Texas 78 • 10-7 (2-3)

##	Player	Total			3-Ptr			Rebounds			PF	TP	A	TO	Blk	Stl	Min
		FG-FGA	FG-FGA	FT-FTA	Off	Def	Tot	Off	Def	Tot							
10	Hayes, Jaxson	f	4-5	0-0	0-0	2	2	4	5	8	1	0	1	0	1	17	
21	Osetkowski, Dylan	f	5-13	0-2	1-1	4	5	9	2	11	1	1	0	1	1	29	
02	Coleman III, Matt	g	7-12	2-3	0-0	2	2	4	1	16	8	0	0	1	38		
12	Roach II, Kerwin	g	4-11	3-8	2-2	0	2	2	3	13	4	1	1	0	32		
55	Mitrou-Long, Elijah	g	2-7	2-6	0-0	0	2	2	0	6	0	1	0	0	20		
03	Ramey, Courtney	g	3-7	2-4	2-2	1	5	6	2	10	5	0	0	0	24		
13	Febres, Jase	g	4-14	4-11	0-0	0	3	3	2	12	0	1	0	0	28		
20	Sims, Jericho	g	0-0	0-0	2-2	4	3	7	3	2	0	1	0	0	12		
	Team					1	0	1									
	Totals		29-69	13-34	7-7	14	24	38	18	78	19	6	2	2	200		

FG % 1st Half: 16-36 44.4% 2nd half: 13-33 39.4% Game: 29-69 42.0% Deadball Rebounds: 0
3FG % 1st Half: 8-19 42.1% 2nd half: 5-15 33.3% Game: 13-34 38.2%
FT % 1st Half: 0-0 0.0% 2nd half: 7-7 100.0% Game: 7-7 100.0%

Kansas 80 • 15-2 (4-1)

##	Player	Total			3-Ptr			Rebounds			PF	TP	A	TO	Blk	Stl	Min
		FG-FGA	FG-FGA	FT-FTA	Off	Def	Tot	Off	Def	Tot							
01	Lawson, Detric	f	6-8	0-0	5-8	0	8	8	3	17	0	0	0	0	0	26	
00	Garrett, Marcus	g	8-11	3-4	1-4	0	2	2	2	20	3	2	1	3	35		
05	Grimes, Quentin	g	2-5	2-5	0-0	0	2	2	1	6	0	1	0	0	29		
11	Dotson, Devon	g	3-6	1-2	3-4	1	4	5	2	10	5	0	0	0	36		
24	Vick, Lagerald	g	7-14	5-8	2-2	0	4	4	0	21	4	0	0	1	32		
02	Moore, Charlie	g	0-1	0-1	0-0	0	0	0	0	0	0	0	0	0	3		
30	Agbaji, Ochai	g	2-5	0-2	0-0	0	4	4	1	4	2	0	1	0	25		
33	McCormack, David	g	1-3	0-0	0-1	3	1	4	2	2	0	1	0	0	8		
44	Lightfoot, Mitch	g	0-1	0-0	0-2	0	0	0	1	0	0	0	0	0	6		
	Team					2	0	2									
	Totals		29-54	11-22	11-21	6	25	31	12	80	14	4	1	5	200		

FG % 1st Half: 15-29 51.7% 2nd half: 14-25 56.0% Game: 29-54 53.7% Deadball Rebounds: 5,1
3FG % 1st Half: 6-12 50.0% 2nd half: 5-10 50.0% Game: 11-22 50.0%
FT % 1st Half: 2-7 28.6% 2nd half: 9-14 64.3% Game: 11-21 52.4%

Officials: John Higgins, Mike Roberts, Michael Greenstein
Technical fouls: Texas-None. Kansas-None.
Attendance: 16300
UT 10 J. Hayes fouled out with 2:05 remaining in the game.

Score by periods	1st	2nd	Total
Texas	40	38	78
Kansas	38	42	80

Points	In	Off	2nd	Fast	Bench
UT	Paint	T/O	Chance	Break	24
KU	28	3	17	3	24
KU	34	12	2	6	6

Last FG - UT 2nd-00:09, KU 2nd-01:33.
Largest lead - UT by 5 1st-00:30, KU by 10 2nd-11:51.
UT led for 02:41. KU led for 36:19. Game was tied for 01:00.

Score tied - 2 times.
Lead changed - 4 times.

18 WEST VIRGINIA 65, #7/8 KANSAS 64
Jan. 19, 2019 | Morgantown, W.Va. | WVU Coliseum



Kansas 64

##	Player	Total			3-Ptr			Rebounds			PF	TP	A	TO	Blk	Stl	Min
		FG-FGA	FG-FGA	FT-FTA	Off	Def	Tot	Off	Def	Tot							
00	Marcus Garrett	*	6-12	0-2	3-4	0	2	2	4	15	3	1	0	6	34		
01	Detric Lawson	*	5-11	0-1	5-6	4	7	11	1	15	0	3	1	1	34		
05	Quentin Grimes	*	3-7	2-4	0-0	0	2	2	2	8	2	2	0	0	30		
11	Devon Dotson	*	3-5	1-1	2-2	0	1	1	3	9	1	7	0	0	34		
24	Lagerald Vick	*	5-12	2-6	1-1	1	2	3	1	13	0	2	0	0	33		
02	Charlie Moore	*	0-1	0-0	0-0	0	1	1	0	0	0	0	0	0	3		
13	K.J. Lawson	*	1-5	0-2	0-0	2	2	4	3	2	0	0	0	0	16		
30	Ochai Agbaji	*	0-1	0-0	0-0	1	2	3	0	0	0	3	0	0	4		
33	David McCormack	*	1-1	0-0	0-0	1	3	4	0	2	0	0	0	0	8		
44	Mitch Lightfoot	*	0-0	0-0	0-0	0	0	0	1	0	0	0	0	0	4		
	Team					0	3	3									
	Totals		24-55	5-16	11-13	9	25	34	15	64	6	18	1	7	200		

FG % 1st Half: 10-27 37.0% 2nd half: 14-28 50.0% Game: 24-55 43.6% Deadball Rebounds: 1
3FG % 1st Half: 0-3 0.0% 2nd half: 5-10 50.0% Game: 5-16 31.3%
FT % 1st Half: 3-3 100.0% 2nd half: 8-10 80.0% Game: 11-13 84.6%

West Virginia 65

##	Player	Total			3-Ptr			Rebounds			PF	TP	A	TO	Blk	Stl	Min
		FG-FGA	FG-FGA	FT-FTA	Off	Def	Tot	Off	Def	Tot							
10	Haley, Jermalne	*	5-5	0-0	3-4	1	4	5	2	13	2	3	0	1	28		
12	Gordon, Andrew	*	2-3	0-0	0-0	0	2	2	3	4	0	2	0	0	13		
14	Harler, Chase	*	3-3	1-1	0-0	0	2	2	1	7	0	1	0	0	19		
21	Harris, Wesley	*	2-5	1-3	0-0	0	1	1	0	5	0	1	0	0	30		
23	Ahmad, Esa	*	3-9	2-3	0-0	1	6	7	2	8	3	2	1	2	35		
01	Culver, Derek	*	4-10	0-0	3-5	2	5	7	4	11	3	3	1	1	27		
03	Bolden, James	*	4-13	1-4	3-4	0	0	0	0	12	2	0	0	4	29		
05	McCabe, Jordan	*	0-1	0-0	0-0	0	1	1	0	0	1	1	0	1	5		
15	West, Lamont	*	2-5	0-3	1-1	1	1	2	1	5	1	0	0	2	14		
	Team					0	1	1									
	Totals		25-54	5-14	10-14	5	23	28	14	65	12	13	2	11	200		

FG % 1st Half: 11-28 39.3% 2nd half: 14-26 53.8% Game: 25-54 46.3% Deadball Rebounds: 3
3FG % 1st Half: 0-3 0.0% 2nd half: 5-11 45.5% Game: 5-14 35.7%
FT % 1st Half: 1-1 100.0% 2nd half: 9-13 69.2% Game: 10-14 71.4%

Officials: Doug Sirmmons, Roger Ayers, Keith Kimble
Technical fouls: Kansas-None. West Virginia-None.
Attendance: 12657

Score by periods	1st	2nd	Total
Kansas	23	41	64
West Virginia	23	42	65

Points	In	Off	2nd	Fast	Bench
KU	Paint	T/O	Chance	Break	24
KU	32	15	6	4	4
WVU	34	9	8	6	28

Last FG - KU 2nd-02:35, WVU 2nd-00:07.
Largest lead - KU by 6 2nd-02:35, WVU by 3 1st-11:05.
KU led for 26:06. WVU led for 11:32. Game was tied for 02:22.

Score tied - 7 times.
Lead changed - 17 times.

19 #9/10 KANSAS 80, #24/25 IOWA STATE 76
Jan. 21, 2019 | Lawrence, Kan. | Allen Fieldhouse



Iowa State 76 • 14-5 (4-3)

##	Player	Total			3-Ptr			Rebounds			PF	TP	A	TO	Blk	Stl	Min
		FG-FGA	FG-FGA	FT-FTA	Off	Def	Tot	Off	Def	Tot							
12	Jacobson, Michael	f	4-7	1-1	3-6	3	8	11	3	12	0	4	1	3	34		
01	Weiler-Babb, Nick	g	4-8	2-5	0-0	1	3	4	1	10	4	1	1	2	39		
03	Shayok, Marial	g	9-18	3-8	5-5	2	4	6	1	26	1	4	0	2	37		
11	Horton-Tucker, Talen	g	6-15	4-8	0-2	1	2	3	5	16	2	2	0	0	26		
22	Haliburton, Tyrese	g	3-5	1-3	2-2	3	2	5	0	9	2	0	1	0	33		
02	Lard, Cameron	g	0-1	0-0	0-0	1	1	2	5	0	0	0	0	0	6		
05	Wigginton, Lindell	g	1-8	1-5	0-2	1	3	4	3	3	3	3	0	0	25		
	Team					1	0	1									
	Totals		27-62	12-30	10-17	13	23	36	18	76	12	14	3	7	200		

FG % 1st Half: 17-32 53.1% 2nd half: 10-30 33.3% Game: 27-62 43.5% Deadball Rebounds: 2
3FG % 1st Half: 6-16 37.5% 2nd half: 6-14 42.9% Game: 12-30 40.0%
FT % 1st Half: 2-4 50.0% 2nd half: 8-13 61.5% Game: 10-17 58.8%

Kansas 80 • 16-3 (5-2)

##	Player	Total			3-Ptr			Rebounds			PF	TP	A	TO	Blk	Stl	Min
		FG-FGA	FG-FGA	FT-FTA	Off	Def	Tot	Off	Def	Tot							
01	Lawson, Detric	f	13-17	2-2	1-2	7	8	15	3	29	1	4	1	0	38		
00	Garrett, Marcus	g	8-12	0-0	0-3	1	4	5	2	16	0	2	1	3	39		
05	Grimes, Quentin	g	0-4	0-1	0-0	0	0	0	0	0	0	0	0	1	19		
11	Dotson, Devon	g	3-12	0-1	5-6	0	2	2	3	11	8	0	0	2	38		
24	Vick, Lagerald	g	5-11	2-6	2-2	0	3	3	0	14	1	2	0	0	37		
02	Moore, Charlie	g	0-0	0-0	0-0	0	0	0	0	0	0	0	0	1	2		
13	Lawson, K.J.	g	1-2	0-0	0-0	1	2	3	4	2	0	1	0	0	9		
30	Agbaji, Ochai	g	3-6	2-4</													

BOX SCORES

21 TEXAS 73, #11/12 KANSAS 63
Jan. 26, 2019 | Austin, Texas | Frank Erwin Center



##	Player	Total			3-Ptr			Rebounds			PF	TP	A	TO	Blk	Stl	Min
		FG-FGA	FG-FGA	FT-FTA	FG-FGA	FG-FGA	FT-FTA	Off	Def	Tot							
01	Lawson, Detric	f	4-15	1-5	4-4	1	6	7	2	13	1	2	2	3	34		
00	Garrett, Marcus	g	1-4	0-1	0-0	2	3	5	2	2	1	1	0	0	26		
05	Grimes, Quentin	g	1-5	1-3	0-0	0	1	1	3	3	1	1	0	0	20		
11	Dotson, Devon	g	3-6	0-0	3-4	0	4	4	3	9	4	1	0	1	29		
30	Agbaji, Ochai	g	8-10	2-4	6-8	4	3	7	4	24	0	2	1	2	35		
02	Moore, Charlie	g	0-0	0-0	0-0	0	0	0	1	0	0	0	0	0	6		
13	Lawson, K.J.	g	0-0	0-0	0-0	0	0	0	1	0	0	1	0	0	4		
24	Vick, Lagerald	g	4-9	2-5	0-0	0	2	2	0	10	1	1	0	1	23		
33	McCormack, David	g	1-1	0-0	0-0	0	0	0	1	2	2	1	0	0	9		
44	Lightfoot, Mitch	g	0-1	0-0	0-0	0	0	0	3	0	0	0	1	0	14		
	Team					1	0	1									
	Totals		22-51	6-18	13-16	8	19	27	20	63	10	13	4	8	200		

FG % 1st Half: 10-23 43.5% 2nd half: 12-28 42.9% Game: 22-51 43.1% Deadeball Rebounds 3.1
 3FG % 1st Half: 2-5 40.0% 2nd half: 4-13 30.8% Game: 6-18 33.3%
 FT % 1st Half: 1-2 50.0% 2nd half: 12-14 85.7% Game: 13-16 81.3%

Texas 73 • 12-9, 4-4

##	Player	Total			3-Ptr			Rebounds			PF	TP	A	TO	Blk	Stl	Min
		FG-FGA	FG-FGA	FT-FTA	FG-FGA	FG-FGA	FT-FTA	Off	Def	Tot							
10	Hayes, Jaxson	f	3-5	0-0	7-8	4	5	9	4	13	1	0	2	2	29		
21	Osetkowski, Dylan	f	5-10	0-3	6-6	3	1	4	1	16	3	2	0	1	35		
02	Coleman III, Matt	g	1-4	0-2	0-0	0	6	6	1	2	4	2	0	0	36		
03	Ramey, Courtney	g	3-5	3-5	0-0	1	1	2	1	9	1	3	0	1	24		
12	Roach II, Kerwin	g	3-13	3-9	6-7	1	3	4	15	3	4	0	1	36			
13	Febres, Jase	g	4-9	4-8	0-0	0	2	2	1	12	1	0	0	26			
20	Sims, Jericho	g	2-3	0-0	2-2	0	1	1	1	6	0	1	0	0	11		
55	Mitrou-Long, Elijah	g	0-1	0-1	0-0	0	0	0	0	0	0	0	0	0	3		
	Team					1	2	3									
	Totals		21-50	10-28	21-23	10	21	31	13	73	13	12	2	5	200		

FG % 1st Half: 9-28 32.1% 2nd half: 12-22 54.5% Game: 21-50 42.0% Deadeball Rebounds 1
 3FG % 1st Half: 5-16 31.3% 2nd half: 5-12 41.7% Game: 10-28 35.7%
 FT % 1st Half: 3-4 75.0% 2nd half: 18-19 94.7% Game: 21-23 91.3%

Officials: Joe DeRosa, Kipp Kissinger, Darron George
 Technical fouls: Kansas-None. Texas-None.
 Attendance: 11934

Score by periods	1st	2nd	Total
Kansas	23	40	63
Texas	26	47	73

	In	Off	2nd	Fast	Bench
Points	Paint	T/O	Chance	Break	
KU	30	13	13	15	12
UT	16	7	10	2	18

Last FG - KU 2nd-01:01, UT 2nd-01:16.
 Largest lead - KU by 2 1st-19:22, UT by 11 1st-05:53.
 KU led for 00:09. UT led for 37:42. Game was tied for 02:09.

Score tied - 1 time.
 Lead changed - 1 time.

22 #11/12 KANSAS 79, #15/16 TEXAS TECH 63
Feb. 2, 2019 | Lawrence, Kan. | Allen Fieldhouse



##	Player	Total			3-Ptr			Rebounds			PF	TP	A	TO	Blk	Stl	Min
		FG-FGA	FG-FGA	FT-FTA	FG-FGA	FG-FGA	FT-FTA	Off	Def	Tot							
11	Owens, Tariq	r	6-10	0-3	0-0	6	4	10	2	12	0	0	3	0	29		
32	Odiase, Noreense	c	0-3	0-0	2-6	3	4	7	3	2	0	0	1	1	17		
13	Mooney, Matt	g	4-10	1-3	2-2	0	3	0	11	3	0	0	2	28			
23	Culver, Jarrett	g	5-17	0-6	0-1	1	5	6	2	10	1	5	0	32			
25	Moretti, Davide	g	3-8	3-8	5-5	0	2	2	14	1	0	0	1	33			
00	Edwards, Kyle	g	1-6	1-3	0-0	0	4	1	3	1	1	0	1	20			
01	Francis, Brandone	g	1-5	1-3	0-0	1	1	2	3	3	1	2	0	15			
03	Corprew, Deshawn	g	1-2	0-0	1-2	2	1	3	1	3	0	2	0	12			
20	Hicks, Parker	g	0-0	0-0	0-0	0	2	2	0	0	0	0	0	3			
24	Benson, Avery	g	1-2	0-1	0-0	0	1	1	2	1	0	0	1	4			
30	Sorrells, Andrew	g	0-1	0-0	0-0	0	0	0	0	0	0	0	0	3			
35	Mballa, Josh	g	0-0	0-0	3-6	0	0	0	3	0	0	0	1	0			
	Team					0	2	2									
	Totals		22-64	6-28	13-22	13	29	42	15	63	8	11	5	7	200		

FG % 1st Half: 10-33 30.3% 2nd half: 12-31 38.7% Game: 22-64 34.4% Deadeball Rebounds 5
 3FG % 1st Half: 3-14 21.4% 2nd half: 3-14 21.4% Game: 6-28 21.4%
 FT % 1st Half: 3-4 75.0% 2nd half: 10-18 55.6% Game: 13-22 59.1%

Kansas 79 • 17-5 (6-3)

##	Player	Total			3-Ptr			Rebounds			PF	TP	A	TO	Blk	Stl	Min
		FG-FGA	FG-FGA	FT-FTA	FG-FGA	FG-FGA	FT-FTA	Off	Def	Tot							
01	Lawson, Detric	r	9-14	3-3	4-5	2	8	10	5	25	0	0	2	0	28		
05	Grimes, Quentin	g	2-7	2-5	0-1	1	2	3	2	6	4	0	0	2	31		
11	Dotson, Devon	g	7-12	3-5	3-5	0	3	3	2	20	4	4	0	34			
24	Vick, Lagerald	g	4-7	3-4	2-2	1	5	6	1	13	2	1	0	36			
30	Agbaji, Ochai	g	3-8	1-4	3-6	1	9	10	3	10	3	2	0	1	33		
02	Moore, Charlie	g	1-5	0-3	0-0	0	1	1	1	2	6	2	0	15			
12	Teahan, Chris	g	0-2	0-2	0-0	0	1	1	0	0	1	0	0	2			
13	Lawson, K.J.	g	1-3	1-3	0-0	0	0	0	2	3	0	0	0	6			
20	Luinstra, Garrett	g	0-1	0-1	0-0	0	0	0	0	0	0	0	0	2			
33	McCormack, David	g	0-0	0-0	0-0	0	1	1	0	0	0	2	0	6			
44	Lightfoot, Mitch	g	0-0	0-0	0-0	0	1	1	2	0	1	0	0	7			
	Team					2	1	3									
	Totals		27-59	13-30	12-19	7	32	39	18	79	19	13	3	6	200		

FG % 1st Half: 16-29 55.2% 2nd half: 11-30 36.7% Game: 27-59 45.8% Deadeball Rebounds 3.1
 3FG % 1st Half: 9-15 60.0% 2nd half: 4-15 26.7% Game: 13-30 43.3%
 FT % 1st Half: 5-6 83.3% 2nd half: 7-13 53.8% Game: 12-19 62.2%

Officials: Doug Simmons, Michael Stephens, Michael Greenstein
 Technical fouls: Texas Tech-Francis, Brandone. Kansas-Vick, Lagerald.
 Attendance: 16300

Score by periods	1st	2nd	Total
Texas Tech	26	37	63
Kansas	46	33	79

	In	Off	2nd	Fast	Bench
Points	Paint	T/O	Chance	Break	
TU	26	16	10	5	14
KU	26	15	5	14	5

Last FG - TTU 2nd-01:01, KU 2nd-03:51
 Largest lead - TTU None, KU by 24 2nd-04:27.
 TTU led for 00:00. KU led for 39:37. Game was tied for 00:23.

Score tied - 0 times.
 Lead changed - 0 times.

23 KANSAS STATE 74, #13/14 KANSAS 67
Feb. 5, 2019 | Manhattan, Kan. | Bramlage Coliseum



##	Player	Total			3-Ptr			Rebounds			PF	TP	A	TO	Blk	Stl	Min
		FG-FGA	FG-FGA	FT-FTA	FG-FGA	FG-FGA	FT-FTA	Off	Def	Tot							
01	Detric Lawson	f	6-15	1-5	5-6	3	6	9	4	18	1	4	2	2	40		
05	Quentin Grimes	g	2-4	2-2	0-0	0	1	1	4	6	0	5	0	0	20		
11	Devon Dotson	g	5-12	0-1	3-4	1	4	5	13	5	4	1	3	39			
24	Lagerald Vick	g	2-5	1-4	2-2	0	3	3	0	7	2	2	0	1	19		
30	Ochai Agbaji	g	3-7	0-2	0-2	1	3	4	3	6	0	4	1	1	35		
02	Charlie Moore	g	3-5	2-4	0-0	0	3	3	2	8	2	3	0	2	20		
12	Chris Teahan	g	0-0	0-0	0-0	0	0	0	0	0	0	0	0	0			
13	K.J. Lawson	g	1-2	1-2	0-0	0	1	1	2	3	0	1	0	0	12		
20	Garrett Luinstra	g	0-0	0-0	0-0	0	0	0	1	0	1	0	0	0			
44	Mitch Lightfoot	g	2-2	0-0	2-2	3	2	5	2	6	0	0	0	0	14		
	Team					3	2	5									
	Totals		24-52	7-20	12-16	11	25	36	23	67	11	23	4	9	200		

FG % 1st Half: 10-23 43.5% 2nd half: 14-29 48.3% Game: 24-52 46.2% Deadeball Rebounds 2.2
 3FG % 1st Half: 4-10 40.0% 2nd half: 3-10 30.0% Game: 7-20 35.0%
 FT % 1st Half: 9-12 75.0% 2nd half: 3-4 75.0% Game: 12-16 75.0%

Kansas State 74 • 17-5 (7-2)

##	Player	Total			3-Ptr			Rebounds			PF	TP	A	TO	Blk	Stl	Min
		FG-FGA	FG-FGA	FT-FTA	FG-FGA	FG-FGA	FT-FTA	Off	Def	Tot							
14	Mawien, Makol	f	0-1	0-0	1-2	0	2	2	3	1	0	0	0	1	9		
32																	

BOX SCORES

25 #14/14 KANSAS 82, TCU 77 (OT)
 Feb. 11, 2019 | Fort Worth, Texas | Schollmaier Arena



#	Player	Total			3-Ptr			Rebounds			PF	TP	A	TO	Blk	Stl	Min
		FG-FGA	FG-FGA	FT-FTA	FG-FGA	FG-FGA	FT-FTA	Off	Def	Tot							
01	Dedric Lawson	6-16	2-5	0-1	5	5	10	5	14	2	5	0	0	0	35		
33	David McCormack	1-3	0-0	2-4	1	2	3	4	4	0	0	1	0	17			
05	Quentin Grimes	2-11	1-8	0-0	0	2	2	5	5	4	1	0	0	36			
11	Devon Dotson	7-13	4-7	7-9	0	10	10	2	25	5	6	0	2	45			
30	Ochai Agbaji	6-12	2-6	6-6	1	10	11	0	20	1	1	1	1	41			
02	Charlie Moore	0-3	0-2	0-0	0	1	1	1	0	1	2	0	1	13			
13	K.J. Lawson	4-6	0-1	2-2	2	1	3	0	10	0	0	0	0	16			
44	Mitch Lightfoot	2-4	0-1	0-1	3	3	6	5	4	0	0	3	1	22			
Team						0		3									
Totals		28-68	9-30	17-23	12	37	49	22	82	13	15	5	5	225			

FG % 1st Half: 13-32 40.6% 2nd half: 12-30 40.0% OT: 3-6 50.0% Game: 28-68 41.2% Deadball Rebounds: 1.1
 3FG % 1st Half: 5-16 31.3% 2nd half: 3-10 30.0% OT: 1-4 25.0% Game: 9-30 30.0%
 FT % 1st Half: 6-7 85.7% 2nd half: 5-8 62.5% OT: 6-8 75.0% Game: 17-23 73.9%

TCU 77 • 17-7 (5-6)

#	Player	Total			3-Ptr			Rebounds			PF	TP	A	TO	Blk	Stl	Min
		FG-FGA	FG-FGA	FT-FTA	FG-FGA	FG-FGA	FT-FTA	Off	Def	Tot							
12	NOI, Kouat	6-17	1-9	1-1	3	3	6	2	14	1	0	0	1	42			
15	MILLER, JD	2-8	0-2	4-6	2	6	8	3	8	0	0	1	0	28			
21	SAMUEL, Kevin	2-4	0-0	0-2	2	3	5	3	4	0	1	2	0	26			
01	BANE, Desmond	8-15	2-2	0-0	1	6	7	2	18	1	3	0	1	44			
25	ROBINSON, Alex	4-14	3-7	2-2	0	4	4	5	13	4	4	1	4	32			
05	DAVIS, Kendrick	4-9	1-3	7-11	0	5	5	1	16	7	3	0	2	46			
11	MAYEN, Lat	1-4	1-3	0-0	1	1	2	1	3	0	0	0	0	5			
22	NEMBARD, RJ	0-0	0-0	1-2	0	0	0	1	3	0	1	0	0	2			
Team						2		4									
Totals		27-71	8-26	15-24	11	32	43	18	77	13	13	4	8	225			

FG % 1st Half: 14-31 45.2% 2nd half: 12-33 36.4% OT: 1-7 14.3% Game: 27-71 38.0% Deadball Rebounds: 4.1
 3FG % 1st Half: 6-16 37.5% 2nd half: 2-9 22.2% OT: 0-1 0.0% Game: 8-26 30.8%
 FT % 1st Half: 3-4 75.0% 2nd half: 6-9 66.7% OT: 6-11 54.5% Game: 15-24 62.5%

Officials: Doug Simmons, Michael Stephens, Ray Natili
 Technical fouls: Kansas-None. TCU-None.
 Attendance: 7356

Score by periods	1st	2nd	OT	Total
Kansas	37	32	13	82
TCU	37	32	8	77

	In	Off	2nd	Fast	Bench
Points	Paint	T/O	Chance	Break	
KU	34	13	14	8	14
TCU	36	15	9	20	20

Last FG - KU OT-01:09, TCU OT-02:26.
 Largest lead - KU by 12 2nd-09:03, TCU by 7 1st-18:29.
 KU led for 28:22. TCU led for 13:03. Game was tied for 03:35.

Score tied - 5 times.
 Lead changed - 13 times.

26 #14/14 KANSAS 78, WEST VIRGINIA 53
 Feb. 16, 2019 | Lawrence, Kan. | Allen Fieldhouse



#	Player	Total			3-Ptr			Rebounds			PF	TP	A	TO	Blk	Stl	Min
		FG-FGA	FG-FGA	FT-FTA	FG-FGA	FG-FGA	FT-FTA	Off	Def	Tot							
01	Culver, Derek	2-10	0-0	5-9	4	8	12	4	9	4	2	2	2	32			
11	Matthews Jr., Emmitt	3-9	1-4	0-0	3	2	5	1	7	1	4	0	1	20			
15	West, Lamont	4-8	0-4	3-4	1	4	5	4	11	0	3	2	2	27			
02	Knapper, Brandon	1-5	1-4	2-2	0	1	1	2	5	2	3	0	1	19			
10	Haley, Jermaine	0-6	0-3	0-0	1	2	3	1	0	4	2	0	1	35			
00	Doomes, Trey	0-0	0-0	0-0	0	0	0	0	0	0	1	0	0	0+			
05	McCabe, Jordan	3-9	0-4	0-0	1	1	2	0	6	2	3	0	2	19			
12	Gordon, Andrew	0-0	0-0	0-0	0	0	0	0	5	0	1	0	0	10			
14	Harler, Chase	5-9	1-3	0-0	2	2	2	0	11	0	1	0	1	25			
20	Horton, Tavon	1-2	0-1	0-0	0	1	1	0	2	0	0	0	0	5			
31	Routt, Logan	1-1	0-0	0-0	0	1	1	1	2	0	1	0	1	8			
Team						3		4									
Totals		20-59	3-23	10-15	15	21	36	18	53	14	24	4	11	200			

FG % 1st Half: 7-28 25.0% 2nd half: 13-31 41.9% Game: 20-59 33.9% Deadball Rebounds: 4
 3FG % 1st Half: 1-10 10.0% 2nd half: 2-13 15.4% Game: 3-23 13.0%
 FT % 1st Half: 1-2 50.0% 2nd half: 9-13 69.2% Game: 10-15 66.7%

Kansas 78 • 20-6 (9-4)

#	Player	Total			3-Ptr			Rebounds			PF	TP	A	TO	Blk	Stl	Min
		FG-FGA	FG-FGA	FT-FTA	FG-FGA	FG-FGA	FT-FTA	Off	Def	Tot							
01	Lawson, Dedric	4-8	2-3	4-4	0	4	4	0	14	2	1	0	1	32			
33	McCormack, David	4-4	0-0	2-4	3	1	4	4	10	1	4	2	2	24			
05	Grimes, Quentin	2-8	0-0	0-0	0	2	2	2	4	2	4	0	2	22			
11	Dotson, Devon	5-7	1-1	4-4	2	3	5	1	15	8	2	0	0	31			
30	Agbaji, Ochai	4-9	1-4	1-2	0	3	3	4	10	1	3	0	1	27			
02	Moore, Charlie	1-4	0-2	0-0	0	0	0	0	2	2	2	0	0	13			
12	Teahan, Chris	1-2	1-2	0-0	0	0	0	1	3	0	0	0	0	3			
13	Lawson, K.J.	5-7	3-4	2-2	0	3	3	1	15	0	1	1	0	24			
20	Luinstra, Garrett	0-1	0-0	0-0	0	0	0	0	0	0	1	0	0	1			
44	Lightfoot, Mitch	2-3	0-0	1-2	1	6	7	3	5	1	1	3	1	23			
Team						0		3									
Totals		28-53	8-20	14-18	6	25	31	16	78	17	19	6	7	200			

FG % 1st Half: 14-25 56.0% 2nd half: 14-28 50.0% Game: 28-53 52.8% Deadball Rebounds: 2
 3FG % 1st Half: 4-10 40.0% 2nd half: 4-10 40.0% Game: 8-20 40.0%
 FT % 1st Half: 11-12 91.7% 2nd half: 3-6 50.0% Game: 14-18 77.8%

Officials: Joe DeRosa, Kipp Kissingner, Terry Wymer
 Technical fouls: West Virginia-None. Kansas-None.
 Attendance: 16300

Score by periods	1st	2nd	Total
West Virginia	16	37	53
Kansas	43	35	78

	In	Off	2nd	Fast	Bench
Points	Paint	T/O	Chance	Break	
West Virginia	20	18	10	14	21
KU	30	24	9	6	25

Last FG - WVU 2nd-01:07, KU 2nd-02:29.
 Largest lead - WVU by 2 1st-18:55, KU by 36 2nd-02:29.
 WVU led for 01:02. KU led for 35:45. Game was tied for 03:13.

Score tied - 3 times.
 Lead changed - 3 times.

27 #14/4 TEXAS TECH 91, #12/12 KANSAS 62
 Feb. 25, 2019 | Lubbock, Texas | United Supermarkets Arena



#	Player	Total			3-Ptr			Rebounds			PF	TP	A	TO	Blk	Stl	Min
		FG-FGA	FG-FGA	FT-FTA	FG-FGA	FG-FGA	FT-FTA	Off	Def	Tot							
01	Lawson, Dedric	3-8	1-1	7-8	2	3	5	3	14	1	2	1	0	26			
05	Grimes, Quentin	1-3	1-3	0-2	0	3	3	2	3	3	0	0	2	27			
11	Dotson, Devon	3-7	1-1	0-0	0	2	2	4	7	1	2	0	0	25			
30	Agbaji, Ochai	1-6	0-3	0-0	0	2	2	1	2	0	2	1	0	30			
33	McCormack, David	3-3	0-0	2-2	0	4	4	2	8	0	3	0	0	16			
00	Garrett, Marcus	4-6	1-1	0-0	0	0	0	2	9	0	0	0	0	22			
02	Moore, Charlie	3-8	3-7	0-0	0	1	1	1	9	1	2	0	0	19			
12	Teahan, Chris	0-0	0-0	0-0	0	0	0	0	0	0	0	0	0	3			
13	Lawson, K.J.	3-6	2-5	0-0	1	2	1	8	1	1	1	0	0	20			
20	Luinstra, Garrett	0-0	0-0	0-0	0	0	0	0	0	0	0	0	0	1			
44	Lightfoot, Mitch	1-1	0-0	0-0	2	2	4	1	2	1	1	0	1	11			
Team						0		0									
Totals		22-48	9-21	9-12	5	18	23	17	62	8	13	2	3	200			

FG % 1st Half: 9-23 39.1% 2nd half: 13-25 52.0% Game: 22-48 45.8% Deadball Rebounds: 3
 3FG % 1st Half: 2-8 25.0% 2nd half: 7-13 53.8% Game: 9-21 42.9%
 FT % 1st Half: 0-2 0.0% 2nd half: 9-10 90.0% Game: 9-12 75.0%

Texas Tech 91 • 22-5, 10-4

#	Player	Total			3-Ptr			Rebounds			PF	TP	A	TO	Blk	Stl	Min
		FG-FGA	FG-FGA	FT-FTA	FG-FGA	FG-FGA	FT-FTA	Off	Def	Tot							
11	Owens, Tariq	5-6	0-1	0-0	3	0	3	4	10	0	0	1	1	17			
13	Mooney, Matt	5-8	3-4	0-0	0	0	0	1	13	6	3	0	0	31			
23	Culver, Jarrett	10-21	3-8	3-5	1	1	2	1	26	4	0	0	0	34			
25	Moretti, Davide	3-5	3-4	2-2	0	4	4	2	11	5	2	0	1	33			
32	Odiase, Norense	3-4	0-0	2-5	4	9	13	1	8	0	0	1	0	27			
00	Edwards, Kyle	3-5	2-3	0-1	0	1	1	1	8	1							

BOX SCORES

29 #15/16 KANSAS 72, OKLAHOMA STATE 67
 March 2, 2019 | Stillwater, Okla. | Gallagher-Iba Arena



##	Player	Total			3-Ptr			Rebounds			PF	TP	A	TO	Blk	Stl	Min
		FG-FGA	FG-FGA	FT-FTA	FG-FGA	FG-FGA	FT-FTA	Off	Def	Tot							
01	Lawson, Detric	f	5-11	1-1	9-9	4	11	15	1	20	0	4	0	3	34		
33	McCormack, David	f	1-4	0-0	3-4	0	3	3	1	5	1	1	1	0	11		
05	Grimes, Quentin	g	6-11	4-7	1-2	1	3	4	3	17	3	3	0	1	36		
11	Dotson, Devon	g	2-10	0-4	0-0	2	2	4	4	4	5	0	0	0	32		
30	Agbaji, Ochai	g	3-10	3-8	2-3	0	5	5	2	11	2	0	1	0	29		
00	Garrett, Marcus	g	2-3	0-1	2-2	2	4	6	0	6	0	0	0	1	27		
02	Moore, Charlie	g	0-0	0-0	0-0	0	1	1	2	0	1	1	0	0	8		
13	Lawson, K.J.	g	1-4	0-2	0-0	1	0	1	0	2	0	1	0	0	6		
44	Lightfoot, Mitch	g	2-3	0-0	3-3	0	1	1	7	3	0	1	1	1	17		
Team						1	0	1									
Totals			22-56	8-23	20-23	11	30	41	14	72	14	15	3	6	200		

FG % 1st Half: 11-33 33.3% 2nd half: 11-23 47.8% Game: 22-56 39.3%
 3FG % 1st Half: 3-12 25.0% 2nd half: 5-11 45.5% Game: 8-23 34.8%
 FT % 1st Half: 7-9 77.8% 2nd half: 13-14 92.9% Game: 20-23 87.0%

Oklahoma State 67 • 10-18

##	Player	Total			3-Ptr			Rebounds			PF	TP	A	TO	Blk	Stl	Min
		FG-FGA	FG-FGA	FT-FTA	FG-FGA	FG-FGA	FT-FTA	Off	Def	Tot							
12	McGriff, Cameron	f	8-19	2-9	1-1	2	6	8	5	19	0	0	1	1	38		
14	Anei, Yor	f	2-7	0-0	0-2	2	4	6	4	4	0	4	4	1	28		
04	Dziagwa, Thomas	g	6-16	3-10	0-0	0	5	5	4	15	1	2	0	0	38		
13	Likekele, Isaac	g	2-6	0-0	0-0	0	4	4	0	4	6	2	0	1	33		
21	Waters, Lindy	g	2-6	2-6	0-0	0	0	0	3	6	2	1	0	0	25		
01	Jones, Curtis	g	7-9	4-4	1-2	1	4	5	0	19	1	0	0	0	29		
05	Demuth, Duncan	g	0-0	0-0	0-0	0	0	0	2	0	1	1	1	0	7		
31	Dee Mitchell	g	0-0	0-0	0-0	0	1	1	0	0	0	0	0	0	2		
Team						3	2	5									
Totals			27-63	11-29	2-5	8	26	34	18	67	11	13	6	3	200		

FG % 1st Half: 15-33 45.5% 2nd half: 12-30 40.0% Game: 27-63 42.9%
 3FG % 1st Half: 7-14 50.0% 2nd half: 4-15 26.7% Game: 11-29 37.9%
 FT % 1st Half: 0-0 0.0% 2nd half: 2-5 40.0% Game: 2-5 40.0%

Officials: Antinio Petty, Paul Janssen, John Higgins
 Technical fouls: Kansas-None. Oklahoma State-None.
 Attendance: 9335

Score by periods	1st	2nd	Total
Kansas	32	40	72
Oklahoma State	37	30	67

	In	Off	2nd	Fast	Bench
Points	Paint	T/O	Chance	Break	
KU	26	13	9	12	15
OSU	18	13	5	11	19

Last FG - KU 2nd-02:42, OSU 2nd-04:02.
 Largest lead - KU by 7 2nd-13:22, OSU by 7 1st-09:05.
 KU led for 14:22. OSU led for 22:31. Game was tied for 03:07.

31 #13/14 KANSAS 78, BAYLOR 70
 March 9, 2019 | Lawrence, Kan. | Allen Fieldhouse



##	Player	Total			3-Ptr			Rebounds			PF	TP	A	TO	Blk	Stl	Min
		FG-FGA	FG-FGA	FT-FTA	FG-FGA	FG-FGA	FT-FTA	Off	Def	Tot							
04	Kegler, Mario	f	3-6	1-3	4-4	1	5	6	3	11	0	2	0	0	31		
11	Vital, Mark	f	4-8	0-1	1-4	5	4	9	3	9	1	2	1	2	31		
33	Gillespie, Freddie	f	1-4	0-0	0-2	3	1	4	4	2	0	1	1	2	20		
03	McClure, King	g	1-10	0-7	0-0	2	5	7	4	2	0	1	1	0	24		
12	Butler, Jared	g	10-21	3-10	8-10	1	5	6	1	31	3	3	0	0	36		
00	Thamba, Flo	g	0-2	0-0	1-2	1	1	2	5	1	0	2	0	1	16		
02	Bando, Devonte	g	4-12	2-8	0-0	1	2	3	2	10	1	1	0	0	27		
24	Mayer, Matthew	g	1-4	0-2	2-2	1	1	2	0	4	2	1	0	2	15		
Team						3	1	4									
Totals			24-67	6-31	16-24	18	25	43	22	70	7	13	3	7	200		

FG % 1st Half: 10-28 35.7% 2nd half: 14-39 35.9% Game: 24-67 35.8%
 3FG % 1st Half: 2-15 13.3% 2nd half: 4-16 25.0% Game: 6-31 19.4%
 FT % 1st Half: 7-9 77.8% 2nd half: 9-15 60.0% Game: 16-24 66.7%

Kansas 78 • 23-8 (12-6)

##	Player	Total			3-Ptr			Rebounds			PF	TP	A	TO	Blk	Stl	Min
		FG-FGA	FG-FGA	FT-FTA	FG-FGA	FG-FGA	FT-FTA	Off	Def	Tot							
01	Lawson, Detric	f	6-14	0-1	11-12	4	10	14	1	23	1	2	3	2	36		
33	McCormack, David	f	6-9	0-0	0-0	1	4	5	2	12	0	0	1	0	18		
05	Grimes, Quentin	g	3-6	3-4	0-0	0	2	2	2	9	5	1	0	0	22		
11	Dotson, Devon	g	4-8	1-4	6-10	2	1	3	3	15	0	3	0	2	34		
30	Agbaji, Ochai	g	3-10	0-3	0-0	1	7	8	3	6	4	1	0	0	30		
00	Garrett, Marcus	g	2-5	2-3	1-4	1	1	2	1	7	3	1	1	2	27		
02	Moore, Charlie	g	0-2	0-1	0-0	0	0	0	3	0	0	0	0	1	8		
13	Lawson, K.J.	g	1-1	0-0	0-0	1	1	2	1	2	1	2	0	0	7		
44	Lightfoot, Mitch	g	1-4	0-0	2-4	2	2	4	3	4	0	2	1	0	18		
Team						0	3	3									
Totals			26-59	6-16	20-30	12	31	43	19	78	14	12	6	7	200		

FG % 1st Half: 12-29 41.4% 2nd half: 14-30 46.7% Game: 26-59 44.1%
 3FG % 1st Half: 3-7 42.9% 2nd half: 3-9 33.3% Game: 6-16 37.5%
 FT % 1st Half: 5-6 83.3% 2nd half: 15-24 62.5% Game: 20-30 66.7%

Officials: Joe DeRosa, Rick Crawford, Jeb Hartness
 Technical fouls: Baylor-None. Kansas-None.
 Attendance: 16300

Score by periods	1st	2nd	Total
Baylor	29	41	70
Kansas	32	46	78

	In	Off	2nd	Fast	Bench
Points	Paint	T/O	Chance	Break	
BU	34	22	22	6	15
KU	36	10	11	5	13

Last FG - BU 2nd-00:24, KU 2nd-01:32.
 Largest lead - BU by 2 1st-18:24, KU by 14 2nd-11:18.
 BU led for 01:49. KU led for 33:15. Game was tied for 04:56.

30 OKLAHOMA 81, #13/14 KANSAS 68
 March 5, 2019 | Norman, Okla. | Lloyd Noble Center



##	Player	Total			3-Ptr			Rebounds			PF	TP	A	TO	Blk	Stl	Min
		FG-FGA	FG-FGA	FT-FTA	FG-FGA	FG-FGA	FT-FTA	Off	Def	Tot							
01	Detric Lawson	f	6-11	3-7	3-4	3	8	11	2	18	0	1	0	1	27		
33	David McCormack	f	8-11	0-0	2-3	2	3	5	4	18	1	0	0	2	21		
05	Quentin Grimes	g	1-6	1-4	0-0	0	1	1	1	3	0	3	0	1	26		
11	Devon Dotson	g	2-7	0-3	2-4	1	2	3	0	6	4	3	0	0	26		
30	Ochai Agbaji	g	4-12	1-7	0-0	0	3	3	3	9	0	1	1	0	31		
00	Marcus Garrett	g	4-10	0-5	0-0	2	3	5	2	8	0	3	0	0	26		
02	Charlie Moore	g	1-3	1-2	0-0	0	0	0	1	3	2	1	0	0	9		
12	Chris Teahan	g	1-1	1-1	0-0	0	0	0	0	3	0	0	0	0	2		
13	K.J. Lawson	g	0-3	0-2	0-0	0	5	5	1	0	1	1	0	0	13		
20	Garrett Luinstra	g	0-0	0-0	0-0	0	0	0	0	0	0	0	0	0	2		
44	Mitch Lightfoot	g	0-2	0-0	0-0	2	2	4	4	0	0	2	0	1	17		
Team						2	2	4									
Totals			27-66	7-31	7-11	12	29	41	18	68	8	15	1	4	200		

FG % 1st Half: 10-28 35.7% 2nd half: 17-38 44.7% Game: 27-66 40.9%
 3FG % 1st Half: 2-14 14.3% 2nd half: 5-17 29.4% Game: 7-31 22.6%
 FT % 1st Half: 6-8 75.0% 2nd half: 1-3 33.3% Game: 7-11 63.6%

Oklahoma 81 • 19-11 (7-10)

##	Player	Total			3-Ptr			Rebounds			PF	TP	A	TO	Blk	Stl	Min
		FG-FGA	FG-FGA	FT-FTA	FG-FGA	FG-FGA	FT-FTA	Off	Def	Tot							
21	Doolittle, Kristian	f	7-11	0-0	10-11	1	10	11	3	24	3	1	0	2	33		
35	Manek, Brady	f	8-14	3-7	2-2	0	5	5	1	21	1	1	0	0	32		
00	James, Christian	g	2-8	2-6	0-0	0	3	3	0	6	2	0	0	2	34		
01	Odomes, Rashard	g	4-6	1-2	3-4	1	1	2	1	12	1	0	0	0	26		
24	Bieniemy, Jamal	g	3-7	1-3	0-0	0	3	3	3	7	8	4	0	1	34		
02	Calixte, Aaron	g	1-3	0-2	0-0	0	0	0	3	2	1	2	0	0	10		
03	Reynolds, Miles	g	1-2	0-0	1-4	0	1	1	1	3	0	1	0	0	15		
04	McNeace, Jamuni	g															

CAREER RECORDS

SCORING

1. Danny Manning	2,951	1985-88
2. Nick Collison	2,097	2000-03
3. Raef LaFrentz	2,066	1995-98
4. Clyde Lovellette	1,979	1950-52
5. Sherron Collins	1,888	2007-10
6. Frank Mason III	1,885	2014-17
7. Darnell Valentine	1,821	1978-81
8. Keith Langford	1,812	2002-05
9. Perry Ellis	1,798	2013-16
10. Paul Pierce	1,768	1996-98
11. Dave Robisch	1,754	1969-71
12. Kirk Hinrich	1,753	2000-03
13. Devonte' Graham	1,750	2015-18
14. Kevin Pritchard	1,692	1987-90
15. Mark Randall	1,627	1987, 89-91
16. Wayne Simien	1,593	2002-05
17. Tyshawn Taylor	1,580	2009-12
18. Jeff Boschee	1,560	1999-2002
19. Kenny Gregory	1,555	1998-2001
19. Calvin Thompson	1,548	1983-86
21. Drew Gooden	1,526	2000-02
22. Ron Kelllogg	1,508	1983-86
23. Bud Stallworth	1,495	1970-72
24. Tony Guy	1,488	1979-82
25. Brandon Rush	1,477	2006-08
26. Wilt Chamberlain	1,433	1957-58
27. Richard Scott	1,375	1991-94
28. Adonis Jordan	1,373	1990-93
29. Marcus Morris	1,371	2009-11
30. Mario Chalmers	1,341	2006-08
31. Walter Wesley	1,315	1964-66
32. Jo Jo White	1,286	1966-69
33. Eric Chenowith	1,281	1998-2001
34. Jerod Haase	1,264	1995-97
35. Steve Woodberry	1,240	1991-94
36. Scot Pollard	1,209	1994-97
37. Greg Dreiling	1,209	1984-86
38. Jacque Vaughn	1,207	1994-97
39. Wayne Selden Jr.	1,202	2014-16
40. Aaron Miles	1,183	2002-05
41. Svi Mykhailiuk	1,181	2015-18
42. Milt Newton	1,166	1985, 87-89
43. Rick Suttle	1,156	1973-75
44. Billy Thomas	1,152	1995-98
45. Wayne Hightower	1,128	1960-61
46. Lagerald Vick	1,100	2016-Present
47. Charlie Black	1,082	1942-43, 46-47
48. Rex Walters	1,064	1992-93
49. Otto Schnellbacher	1,062	1943, 46-48
50. Kelly Knight	1,057	1980, 82-84
51. Ryan Robertson	1,055	1996-99
52. Nolen Ellison	1,045	1961-63
53. Carl Henry	1,044	1983-84
54. Cole Aldrich	1,038	2008-10
55. Jerry Gardner	1,030	1960-62
56. Bill Bridges	1,028	1959-61
57. Thomas Robinson	1,026	2010-12
58. Cedric Hunter	1,022	1984-87
David Magley	1,022	1979-82
60. Rodger Bohnenstiehl	1,006	1966-67-68
61. Norman Cook	1,004	1974-75-76

REBOUNDS

1. Danny Manning	1,187	1985-88
2. Raef LaFrentz	1,186	1995-98
3. Nick Collison	1,143	2000-03
4. Bill Bridges	1,081	1959-61
5. Eric Chenowith	933	1998-2001
6. Drew Gooden	905	2000-02
7. Wayne Simien	884	2002-05
8. Wilt Chamberlain	877	1957-58
9. Cole Aldrich	860	2008-10
10. Scot Pollard	850	1994-97
11. Clyde Lovellette	839	1950-52
12. Perry Ellis	834	2013-16
13. Dave Robisch	815	1969-71
14. Greg Ostertag	770	1992-95
15. Thomas Robinson	763	2010-12
16. Mark Randall	723	1987, 89-91
17. Landen Lucas	702	2014-17
18. Paul Mokeski	680	1977-79
19. Marcus Morris	676	2009-11
Paul Pierce	676	1996-98

ASSISTS

<i>(started 1974-75)</i>			
1. Aaron Miles	954	2002-05	
2. Jacque Vaughn	804	1994-97	
3. Cedric Hunter	684	1984-87	
4. Kirk Hinrich	668	2000-03	
5. Devonte' Graham	632	2015-18	
6. Darnell Valentine	609	1978-81	
7. Frank Mason III	576	2014-17	
8. Tyshawn Taylor	575	2009-12	
9. Adonis Jordan	568	1990-93	
10. Sherron Collins	552	2007-10	
11. Russell Robinson	500	2005-08	
12. Kevin Pritchard	499	1987-90	
13. Ryan Robertson	485	1996-99	
14. Mark Turgeon	437	1984-87	
15. Jeff Boschee	425	1999-2002	
16. Mario Chalmers	420	2006-08	
17. Elijah Johnson	399	2010-13	
18. Steve Woodberry	361	1991-94	
19. Jerod Haase	343	1995-97	
20. Danny Manning	342	1985-88	
21. Tony Guy	327	1979-82	

3-POINT FIELD GOALS MADE

<i>(started 1986-87)</i>			
1. Jeff Boschee	338	1999-2002	
2. Devonte' Graham	296	2015-18	
3. Billy Thomas	269	1995-98	
4. Svi Mykhailiuk	237	2015-18	
5. Kirk Hinrich	236	2000-03	
6. Sherron Collins	232	2007-10	
7. Brandon Rush	205	2006-08	
8. Terry Brown	200	1990-91	
9. Frank Mason III	185	2014-17	
10. Mario Chalmers	180	2006-08	
11. Adonis Jordan	179	1990-93	
12. Tyrel Reed	176	2008-11	
13. Lagerald Vick	167	2016-Present	
14. Wayne Selden Jr.	162	2014-16	
15. Jerod Haase	156	1995-97	
16. Kevin Pritchard	154	1987-90	
17. Rex Walters	151	1992-93	
18. Elijah Johnson	147	2010-13	
19. Ryan Robertson	144	1996-99	
20. J.R. Giddens	137	2004-05	

3-POINT FIELD GOAL ATTEMPTS

<i>(started 1986-87)</i>			
1. Jeff Boschee	843	1999-2002	
2. Devonte' Graham	723	2015-18	
3. Billy Thomas	691	1995-98	
4. Sherron Collins	615	2007-10	
5. Svi Mykhailiuk	579	2015-18	
6. Kirk Hinrich	546	2000-03	
7. Terry Brown	485	1990-91	
8. Brandon Rush	471	2006-08	
9. Jerod Haase	461	1995-97	
10. Wayne Selden Jr.	443	2014-16	
11. Frank Mason III	440	2014-17	
12. Adonis Jordan	437	1990-93	
13. Tyrel Reed	433	2008-11	
14. Elijah Johnson	430	2010-13	
Mario Chalmers	430	2006-08	
16. Lagerald Vick	412	2016-Present	
17. Kevin Pritchard	379	1987-90	
18. Sean Pearson	371	1993-96	
18. J.R. Giddens	369	2004-05	
20. Rex Walters	361	1992-93	
21. Ryan Robertson	354	1996-99	
22. Tyshawn Taylor	324	2009-12	

3-POINT FIELD GOAL PCT.

<i>(Min. 200 attempts; started 1986-87)</i>			
1. Milt Newton	100-224	44.6	1987-89
2. Jeff Gueldner	90-205	43.9	1987-90
3. Brandon Rush	205-471	43.5	2005-08
4. Kirk Hinrich	236-546	43.2	2000-03
5. Steve Woodberry	126-298	42.3	1991-94
6. Frank Mason III	185-440	42.0	2014-17
7. Mario Chalmers	180-430	41.9	2005-08
8. Rex Walters	151-361	41.8	1992-93
9. Brady Morningstar	116-281	41.3	2007-11
10. Terry Brown	200-485	41.2	1990-91
11. Devonte' Graham	296-723	40.9	2015-18
Svi Mykhailiuk	237-579	40.9	2015-18
Adonis Jordan	179-437	40.9	1990-93
Ryan Robertson	144-354	40.7	1996-99
Tyrel Reed	176-433	40.6	2008-11
Kevin Pritchard	154-379	40.6	1987-90
17. Lagerald Vick	167-412	40.5	2016-Pr.
18. Jeff Boschee	338-843	40.1	1999-02
19. Keith Langford	102-257	39.7	2002-05
20. Billy Thomas	269-691	38.9	1995-98
21. Jacque Vaughn	105-274	38.3	1994-97
22. Sherron Collins	232-655	37.7	2007-10

STEALS

<i>(started 1975-76)</i>			
1. Darnell Valentine	336	1978-81	
2. Mario Chalmers	283	2006-08	
3. Aaron Miles	264	2002-05	
4. Danny Manning	250	1985-88	
5. Russell Robinson	247	2005-08	
6. Kirk Hinrich	206	2000-03	
7. Devonte' Graham	197	2015-18	
8. Kevin Pritchard	190	1987-90	
9. Nick Bradford	187	1997-2000	
10. Adonis Jordan	181	1990-93	
11. Alonzo Jamison	175	1990-92	
12. Jerod Haase	174	1995-97	
13. Tyshawn Taylor	172	2009-12	
14. Frank Mason III	165	2014-17	
15. Jeff Boschee	161	1999-2002	
Tony Guy	161	1979-82	
17. Jacque Vaughn	160	1994-97	
Steve Woodberry	160	1991-94	
19. Cedric Hunter	157	1984-87	
20. Nick Collison	155	2000-03	
21. Paul Pierce	147	1996-98	
22. Sherron Collins	145	2007-10	
23. Ryan Robertson	143	1996-99	

BLOCKED SHOTS

<i>(started 1974-75)</i>			
1. Jeff Withey	311	2010-13	
2. Greg Ostertag	258	1992-95	
3. Cole Aldrich	253	2008-10	
4. Nick Collison	243	2000-03	
5. Eric Chenowith	242	1998-2001	
6. Scot Pollard	218	1994-97	
7. Danny Manning	200	1985-88	
8. John Crawford	155	1978-81	
9. Sasha Kaun	150	2005-08	
10. Donnie Von Moore	147	1974-75, 77-78	
11. Raef LaFrentz	138	1995-98	
Greg Dreiling	138	1984-86	
13. Paul Mokeski	136	1976-79	
14. Jamari Traylor	126	2013-16	
15. B.J. Williams	112	1994-97	
16. Darrell Arthur	109	2007-08	
17. Drew Gooden	107	2000-02	
18. Patrick Richey	106	1991-94	
19. Markieff Morris	103	2009-11	
20. Paul Pierce	98	1996-98	

--	Udoka Azubuike	92	2017-Present
--	Mitch Lightfoot	88	2017-Present

CONSECUTIVE GAMES STARTED

1. Danny Manning	141	1985-88
2. Raef LaFrentz	116	1995-98
3. Frank Mason III	110	2014-17
Aaron Miles	110	2002-05
5. Wayne Selden Jr.	101	2014-16
6. Jacque Vaughn	100	1994-97
7. Keith Langford	98	2002-05
8. Cedric Hunter	89	1984-87
9. Jo Jo White	84	1966-69
10. Devonte' Graham	82	2015-18
11. Greg Dreiling	78	1984-86
12. Kirk Hinrich	73	2000-03

MINUTES PLAYED

1. Danny Manning	4,961	1985-88
2. Devonte' Graham	4,498	2015-18
3. Frank Mason III	4,347	2014-17
4. Kirk Hinrich	4,187	2000-03
5. Jeff Boschee	4,109	1999-2002
6. Sherron Collins	4,071	2007-10
7. Tyshawn Taylor	4,039	2009-12
8. Kevin Pritchard	3,982	1987-90
9. Tony Guy	3,911	1979-82
10. Darnell Valentine	3,906	1978-81
11. Nick Collison	3,894	2000-03

SINGLE SEASON RECORDS - INDIVIDUAL

POINTS

1. Danny Manning (1988)	942
2. Clyde Lovellette (1952)	886
3. Danny Manning (1987)	860
4. Wilt Chamberlain (1957)	800
5. Paul Pierce (1998)	777
6. Frank Mason III (2017)	753
7. Drew Gooden (2002)	734
8. Nick Collison (2003)	702
9. Thomas Robinson (2012)	692
10. Dave Robisch (1970)	689

POINTS PER GAME

1. Wilt Chamberlain (1958)	30.1
2. Wilt Chamberlain (1957)	29.6
3. Clyde Lovellette (1952)	28.6
4. Dave Robisch (1970)	26.5
5. Bud Stallworth (1972)	25.3
6. Danny Manning (1988)	24.8
7. Danny Manning (1987)	23.9
8. Walter Wesley (1965)	23.5
9. Clyde Lovellette (1951)	22.8
10. Wayne Hightower (1960)	21.8

-- **Dedric Lawson (2019) 19.1**

REBOUNDS

1. Wilt Chamberlain (1957)	510
2. Thomas Robinson (2012)	463
3. Drew Gooden (2002)	423
4. Clyde Lovellette (1952)	410
5. Cole Aldrich (2009)	387
6. Bill Bridges (1960)	385
7. Nick Collison (2003)	380
8. Wilt Chamberlain (1958)	367
9. Cole Aldrich (2010)	354
10. Bill Bridges (1961)	353

-- **Dedric Lawson (2019) 328**

REBOUNDS PER GAME

1. Wilt Chamberlain (1957)	18.9
2. Wilt Chamberlain (1958)	17.5
3. Bill Bridges (1961)	14.1
4. Bill Bridges (1960)	13.8
5. Bill Bridges (1959)	13.7
6. Clyde Lovellette (1952)	13.2
7. Dave Robisch (1970)	12.1
8. Thomas Robinson (2012)	11.9
9. Wayne Hightower (1961)	11.6
10. Drew Gooden (2002)	11.4
Raef LaFrentz (1998)	11.4

-- **Dedric Lawson (2019) 10.6**

DOUBLE-DOUBLES

1. Thomas Robinson (2012)	27
2. Drew Gooden (2002)	25
3. Cole Aldrich (2009)	21
Raef LaFrentz (1997)	21
4. Dedric Lawson (2019)	20
5. Raef LaFrentz (1998)	19
Dave Robisch (1970)	19
6. Danny Manning (1987)	18
7. Dave Robisch (1971)	17
8. Wayne Simien (2005)	16
Nick Collison (2003)	16

ASSISTS

1. Devonte' Graham (2018)	282
2. Cedric Hunter (1986)	278
3. Aaron Miles (2002)	252
4. Ryan Robertson (1998)	248
5. Aaron Miles (2003)	244
6. Aaron Miles (2004)	242
7. Jacque Vaughn (1995)	238
8. Kirk Hinrich (2001)	229
9. Jacque Vaughn (1996)	223
10. Aaron Miles (2005)	216

STEALS

1. Mario Chalmers (2008)	97
Mario Chalmers (2007)	97
3. Darnell Valentine (1981)	92
4. Aaron Miles (2003)	91
Darnell Valentine (1979)	91
6. Mario Chalmers (2006)	89
7. Alonzo Jamison (1992)	83
8. 3x (last Alonzo Jamison, 1991)	80

FIELD GOALS MADE

1. Danny Manning (1988)	381
2. Clyde Lovellette (1952)	352
3. Danny Manning (1987)	347
4. Paul Pierce (1998)	287
5. Drew Gooden (2002)	285
6. Nick Collison (2003)	281
7. Danny Manning (1986)	279
8. Bud Stallworth (1972)	277
9. Wilt Chamberlain (1957)	275

FIELD GOALS ATTEMPTED

1. Clyde Lovellette (1952)	742
2. Danny Manning (1988)	653
3. Bud Stallworth (1972)	620
4. Wilt Chamberlain (1957)	588
5. Drew Gooden (2002)	566
6. Danny Manning (1987)	562
7. Paul Pierce (1998)	559
8. Clyde Lovellette (1951)	554
9. Dave Robisch (1970)	526
10. Sherron Collins (2009)	521

FIELD GOAL PCT. (MIN 175 ATT.)

1. Udoka Azubuike (2018)	77.0
2. Mark Randall (1989)	64.6
3. Mark Randall (1991)	64.3
4. Richard Scott (1992)	63.9
5. Landen Lucas (2017)	63.1
6. Darnell Jackson (2008)	62.6
7. Sasha Kaun (2008)	61.9
8. Danny Manning (1987)	61.7
9. Freeman West (1989)	61.3
10. Richard Scott (1993)	60.8

FREE THROWS MADE

1. Wilt Chamberlain (1957)	250
2. Wayne Hightower (1960)	193
3. Frank Mason III (2017)	189
Dave Robisch (1970)	189
5. Clyde Lovellette (1952)	182
6. Wilt Chamberlain (1958)	177
7. Andrew Wiggins (2014)	176
8. Danny Manning (1988)	171
9. Devonte' Graham (2018)	167
Wayne Simien (2004)	167

-- **Dedric Lawson (2019) 147**

FREE THROWS ATTEMPTED

1. Wilt Chamberlain (1957)	399
2. Wilt Chamberlain (1958)	292
3. Wayne Hightower (1960)	285
4. Walter Wesley (1966)	262
5. Dave Robisch (1970)	254
6. Clyde Lovellette (1952)	250
7. Thomas Robinson (2012)	239
8. Frank Mason III (2017)	238
9. B. H. Born (1953)	234
10. Danny Manning (1988)	233
Dave Robisch (1971)	233

FREE THROW PCT. (MIN. 75 ATT.)

1. Steve Woodberry (1993)	87.9
2. Rex Walters (1993)	87.3
3. Ryan Robertson (1999)	87.1
4. Al Kelley (1954)	86.2
5. Calvin Thompson (1984)	85.9
6. Sherron Collins (2010)	85.5
7. Kirk Hinrich (2001)	84.3
Ron Kellogg (1986)	84.3
Ron Kellogg (1985)	84.3

-- **Dedric Lawson (2019) 80.3**
Devon Dotson (2019) 77.8

3-POINT FIELD GOALS MADE

1. Svi Mykhailiuk (2018)	115
2. Terry Brown (1991)	111
3. Devonte' Graham (2018)	110
Jeff Boschee (2002)	110
5. Billy Thomas (1998)	105
6. Devonte' Graham (2017)	94
7. Kirk Hinrich (2003)	89
Terry Brown (1990)	89
9. Malik Newman (2018)	85
10. Rex Walters (1993)	83

-- **Lagerald Vick (2019) 66**

3-POINT FIELD GOALS ATTEMPTED

1. Terry Brown (1991)	277
2. Devonte' Graham (2018)	271
3. Billy Thomas (1998)	262
4. Svi Mykhailiuk (2018)	259
5. Devonte' Graham (2017)	242
6. Jeff Boschee (2002)	237
7. Jeff Boschee (1999)	222
8. Kirk Hinrich (2003)	219
9. Terry Brown (1990)	208
10. Malik Newman (2018)	205
Sherron Collins (2009)	205

-- **Lagerald Vick (2019) 145**

3-PT FIELD GOAL PCT. (MIN. 80 ATT)

1. Kirk Hinrich (2001)	50.5
2. Aaron Miles (2005)	50.0
3. Jeff Guelndner (1990)	48.6
4. Kirk Hinrich (2002)	47.8
5. Tyrel Reed (2010)	47.3
6. Brandon Rush (2006)	47.2
7. Frank Mason III (2017)	47.1
8. Mario Chalmers (2008)	46.8
9. Jeff Boschee (2002)	46.4

-- **Lagerald Vick (2019) 45.5**

MINUTES PLAYED

1. Devonte' Graham (2018)	1,435
2. Danny Manning (1988)	1,336
3. Tyshawn Taylor (2012)	1,303
4. Frank Mason III (2017)	1,301
5. Frank Mason III (2016)	1,272
6. Devonte' Graham (2017)	1,269
7. Danny Manning (1986)	1,256
8. Elijah Johnson (2012)	1,254
9. Travis Releford (2013)	1,252
10. Danny Manning (1987)	1,249

MINUTES PER GAME

1. Tony Guy (1982)	39.4
2. David Magley (1982)	39.0
3. Clinton Johnson (1976)	38.2
4. Wilmore Fowler (1979)	37.9
5. Devonte' Graham (2018)	37.8
6. Darnell Valentine (1981)	37.1
7. John Douglas (1977)	36.4
8. Carl Henry (1983)	36.2
Tony Guy (1981)	36.2
10. Frank Mason III (2017)	36.1

SINGLE SEASON TEAM RECORDS

POINTS PER GAME

YEAR	PTS	GMS	AVG
1. 1989-90	3223	35	92.1
2. 2001-02	3365	37	90.9
3. 1988-89	2758	31	89.0
4. 1996-97	3058	36	84.9
5. 1997-98	3300	39	84.6
--			
2018-19	2344	31	75.6

FIELD GOAL PCT.

YEAR	FGs	FGAs	FG%
1. 1985-86	1260	2266	55.6
2. 1984-95	1019	1898	53.7
3. 1989-90	1204	2258	53.3
4. 1988-89	1024	1925	53.2
5. 1983-84	924	1769	52.2
--			
2018-19	855	1819	46.4

3-POINT FIELD GOALS MADE

YEAR	3FGs
1. 2017-18	391
2. 2016-17	318
3. 2015-16	304
4. 2010-11	271
2007-08	271
--	
2018-19	232

3-POINT FIELD GOAL ATTEMPTS

YEAR	3FGAs
1. 2017-18	974
2. 2016-17	787
3. 2015-16	728
4. 2010-11	710
5. 2007-08	683
--	
2018-19	653

3-PT FIELD GOAL PCT.

YEAR	3FGs	3FGAs	3FG%
1. 1989-90	230	531	43.3
2. 2015-16	304	728	41.8
2001-02	224	536	41.8
4. 1988-89	143	344	41.6
5. 1992-93	215	527	40.8
--			
2018-19	232	653	35.5

ASSISTS PER GAME

YEAR	AST	GMS	AVG
1. 1989-90	763	35	21.8
2. 1985-86	814	39	20.9
3. 2001-02	767	37	20.7
4. 1988-89	620	31	20.0
5. 2000-01	641	33	19.4
1984-85	660	34	19.4
--			
2018-19	416	31	13.4

STEALS PER GAME

YEAR	STL	GMS	AVG
1. 2002-03	373	38	9.82
2. 2005-06	323	33	9.79
3. 1996-97	351	36	9.75
4. 2001-02	357	37	9.65
5. 1990-91	325	35	9.29
--			
2018-19	211	31	6.8

OPPONENT FIELD GOAL PCT.

(since 1985-86 [shot clock era])

YEAR	OPP. FG%
1. 2012-13	36.1
2. 2005-06	37.0
3. 2006-07	37.6
4. 2000-02	37.8
1994-95	37.8
--	
2018-19	40.7

OPPONENT 3-POINT FG PCT.

YEAR	OPP. 3FG%
1. 2010-11	29.8
2. 2012-13	30.3
3. 1998-99	30.5
1991-92	30.5
5. 1997-98	31.4
--	
2018-19	33.8

KANSAS FRESHMEN RECORDS - SINGLE SEASON

POINTS

1. Andrew Wiggins (2014).....	597
2. Ben McLemore (2013).....	589
3. Josh Jackson (2017).....	572
4. Danny Manning (1985).....	496
5. Xavier Henry (2010).....	483
6. Brandon Rush (2006).....	444
7. Kerry Boagni (1983).....	408
8. Paul Pierce (1996).....	404
9. Darnell Valentine (1978).....	392
10. Mario Chalmers (2006).....	379
11. J.R. Giddens (2004).....	374
12. Devon Dotson (2019).....	364
13. Darrell Arthur (2007).....	361
Jeff Boschee (1999).....	361
15. Nick Collison (2000).....	357
16. Sherron Collins (2007).....	354

POINTS PER GAME

1. Andrew Wiggins (2014).....	17.1
2. Josh Jackson (2017).....	16.3
3. Ben McLemore (2013).....	15.9
4. Danny Manning (1985).....	14.6
5. Kerry Boagni (1983).....	14.1
6. Brandon Rush (2006).....	13.5
Darnell Valentine (1978).....	13.5
8. Xavier Henry (2010).....	13.4
9. Paul Pierce (1996).....	11.9
10. Devon Dotson (2019).....	11.7
Ricky Ross (1980).....	11.7

REBOUNDS

1. Josh Jackson (2017).....	258
Danny Manning (1985).....	258
3. Drew Gooden (2000).....	248
4. Nick Collison (2000).....	234
5. Raef LaFrentz (1995).....	231
6. Joel Embiid (2014).....	227
7. Norm Cook (1974).....	196
8. Brandon Rush (2006).....	195
9. Ben McLemore (2013).....	192
10. Eric Chenoweth (1998).....	191

REBOUNDS PER GAME

1. Joel Embiid (2014).....	8.1
2. Danny Manning (1985).....	7.6
3. Drew Gooden (2000).....	7.5
Raef LaFrentz (1995).....	7.5
5. Josh Jackson (2017).....	7.4
6. Nick Collison (2000).....	6.9
7. Norm Cook (1974).....	6.5
8. Paul Mokeski (1976).....	6.4
9. Brandon Rush (2006).....	5.9
10. Cliff Alexander (2015).....	5.3
Wayne Simien (2002).....	5.3
Paul Pierce (1996).....	5.3

ASSISTS

1. Aaron Miles (2002).....	252
2. Jacque Vaughn (1994).....	181
3. Mark Turgeon (1984).....	138
4. Darnell Valentine (1978).....	130
5. Mario Chalmers (2006).....	127
6. Kirk Hinrich (2000).....	123
7. Jeff Boschee (1999).....	121
8. Sherron Collins (2007).....	112
9. Devon Dotson (2019).....	109
Adonis Jordan (1990).....	109
10. Danny Manning (1985).....	108

BLOCKS

1. Joel Embiid (2014).....	72
2. Eric Chenoweth (1998).....	62
3. Darrell Arthur (2007).....	54
4. David Padgett (2004).....	43
5. Julian Wright (2006).....	42
6. Josh Jackson (2017).....	37
Cliff Alexander (2015).....	37
7. Cole Aldrich (2008).....	34
Greg Ostertag (1992).....	34
Danny Manning (1985).....	34
10. Nick Collison (2000).....	32

STEALS

1. Mario Chalmers (2006).....	89
2. Darnell Valentine (1978).....	80
3. Aaron Miles (2002).....	60
4. Josh Jackson (2017).....	59
5. Danny Manning (1985).....	58
6. Xavier Henry (2010).....	54
7. Paul Pierce (1996).....	44
8. Devon Dotson (2019).....	42
9. Kelly Oubre Jr. (2015).....	41
Andrew Wiggins (2014).....	41
11. Jeff Boschee (1999).....	40

FIELD GOALS MADE

1. Josh Jackson (2017).....	220
2. Danny Manning (1985).....	209
3. Ben McLemore (2013).....	198
4. Andrew Wiggins (2014).....	189
5. Kerry Boagni (1983).....	171
6. Brandon Rush (2006).....	170
7. Xavier Henry (2010).....	162
8. Darrell Arthur (2007).....	149
9. Nick Collison (2000).....	145
10. Norm Cook (1974).....	144

FIELD GOALS ATTEMPTED

1. Josh Jackson (2017).....	429
2. Andrew Wiggins (2014).....	422
3. Ben McLemore (2013).....	400
4. Danny Manning (1985).....	369
5. Brandon Rush (2006).....	359
6. Xavier Henry (2010).....	354
Kerry Boagni (1983).....	354
8. Paul Pierce (1996).....	341
Jeff Boschee (1999).....	322
10. Ricky Ross (1980).....	320

FIELD GOAL PCT.

1. Joel Embiid (2014).....	62.6
2. Jeff Gueddner (1987).....	59.5
3. Cheick Diallo (2016).....	56.9
Travis Releford (2009).....	56.9
5. Cliff Alexander (2015).....	56.6
Danny Manning (1985).....	56.6
7. Julian Wright (2006).....	56.4
8. Richard Scott (1991).....	56.3
9. Carlton Bragg Jr. (2016).....	56.1
10. Lagerald Wick (2016).....	56.0

FREE THROWS MADE

1. Andrew Wiggins (2014).....	176
2. Ben McLemore (2013).....	120
3. Devon Dotson (2019).....	98
4. Josh Jackson (2017).....	98
5. Joel Embiid (2014).....	98
6. Xavier Henry (2010).....	90
7. Mario Chalmers (2006).....	89
8. Paul Pierce (1996).....	83
9. Kelly Oubre Jr. (2015).....	79
Keith Langford (2002).....	79

FREE THROWS ATTEMPTED

1. Andrew Wiggins (2014).....	227
2. Josh Jackson (2017).....	173
3. Joel Embiid (2014).....	143
Darnell Valentine (1978).....	143
5. Ben McLemore (2013).....	138
6. Paul Pierce (1996).....	137
7. Devon Dotson (2019).....	126
8. Xavier Henry (2010).....	115
9. Mario Chalmers (2006).....	113
Keith Langford (2002).....	113

FREE THROW PCT. (MIN. 75 ATT.)

1. Ben McLemore (2013).....	87.0
2. Greg Gurlley (1992).....	80.0
Aaron Miles (2002).....	79.3
4. Calvin Thompson (1983).....	78.9
5. Mario Chalmers (2006).....	78.8
6. Steve Woodberry (1991).....	78.4
7. Xavier Henry (2010).....	78.3
8. Devon Dotson (2019).....	77.8
9. Andrew Wiggins (2014).....	77.5
10. Ryan Robertson (1996).....	77.0
11. Sherron Collins (2007).....	76.6

3-POINT FIELD GOALS MADE

1. Jeff Boschee (1999).....	79
2. J.R. Giddens (2004).....	74
3. Ben McLemore (2013).....	73
4. Xavier Henry (2010).....	69
5. Brandon Rush (2006).....	50
6. Billy Thomas (1995).....	49
7. Mario Chalmers (2006).....	48
8. Sherron Collins (2007).....	47
9. Quentin Grimes (2019).....	45
10. Andrew Wiggins (2014).....	43

3-POINT FIELD GOALS ATTEMPTED

1. Jeff Boschee (1999).....	222
2. J.R. Giddens (2004).....	182
3. Ben McLemore (2013).....	174
4. Xavier Henry (2010).....	165
5. Wayne Selden Jr. (2014).....	128
Mario Chalmers (2006).....	128
7. Quentin Grimes (2019).....	126
Andrew Wiggins (2014).....	126
Billy Thomas (1995).....	126
10. Sherron Collins (2007).....	116

3-PT FIELD GOAL PCT. (MIN. 80 ATT)

1. Jeff Gueddner (1987).....	57.1
2. Brandon Rush (2006).....	47.2
3. Steve Woodberry (1991).....	45.5
4. Ryan Robertson (1996).....	45.2
5. Ben McLemore (2013).....	42.0
6. Xavier Henry (2010).....	41.8
7. Patrick Richey (1991).....	41.5
8. Kevin Pritchard (1987).....	40.9
9. J.R. Giddens (2004).....	40.7
10. Sherron Collins (2007).....	40.5

MINUTES PLAYED

1. Ben McLemore (2013).....	1,191
2. Andrew Wiggins (2014).....	1,148
3. Danny Manning (1985).....	1,120
4. Josh Jackson (2017).....	1,077
5. Brandon Rush (2006).....	1,047
6. Wayne Selden Jr. (2014).....	1,022
7. Aaron Miles (2002).....	1,017
8. Devon Dotson (2019).....	1,003
9. Xavier Henry (2010).....	990
10. Jeff Boschee (1999).....	969

GAMES PLAYED

1. Marcus Garrett (2018).....	39
Eric Chenoweth (1998).....	39
Kenny Gregory (1998).....	39
4. Sherron Collins (2007).....	38
5. Ben McLemore (2013).....	37
Perry Ellis (2013).....	37
Keith Langford (2002).....	37
Aaron Miles (2002).....	37

GAMES STARTED

1. Ben McLemore (2013).....	37
2. Wayne Selden Jr. (2014).....	35
Andrew Wiggins (2014).....	35
4. Xavier Henry (2010).....	36
Aaron Miles (2002).....	36
6. Josh Jackson (2017).....	35
Jacque Vaughn (1994).....	35

SINGLE GAME FRESHMEN RECORDS SINCE 1988-89

POINTS SCORED

Pts	Player	Opponent	Date
41	Andrew Wiggins	at West Virginia	3-8-14
36	Ben McLemore	vs. West Virginia	3-2-13
33	Ben McLemore	vs. Iowa State	1-9-13
31	Josh Jackson	at Texas Tech	2-11-17
30	Andrew Wiggins	vs. Oklahoma St.	3-13-14

REBOUNDS

Rbs	Player	Opponent	Date
20	Eric Chenoweth	at Texas A&M	1-14-98
19	Andrew Wiggins	at Iowa State	1-13-14
16	Raef LaFrentz	at Missouri	1-9-95
15	Markieff Morris	vs. UMKC	11-16-08
14	Nick Collison	vs. Colorado	1-24-00

ASSISTS

Ast	Player	Opponent	Date
15	Aaron Miles	vs. Texas Tech	3-9-02
13	Aaron Miles	at Texas	2-11-02
12	Aaron Miles	vs. Nebraska	1-9-02
11	Five Times		

(last by Tyshawn Taylor vs. Jackson St, 12-6-08)

STEALS

Stl	Player	Opponent	Date
7	Xavier Henry	vs. Baylor	1-25-10
6	Mario Chalmers	at Iowa State	1-28-06
5	Josh Jackson	vs. West Virginia	2-13-17
4	Marcus Garrett	South Dakota State	11-17-17

BLOCKS

Blk	Player	Opponent	Date
8	Joel Embiid	vs. Oklahoma State	1-18-14
7	Joel Embiid	vs. UTEP	11-30-13
6	Joel Embiid	vs. Texas	2-22-14
5	Josh Jackson	vs. Nebraska	12-10-16
4	Cliff Alexander	at Texas Tech	2-10-15

THE LAST TIME...

A TEAM SCORED 100+ POINTS IN A GAME

KU	104 (W, 104-74)	vs. Oklahoma, 2-19-18
Opp.	103 (L, 99-103)	by Indiana, 11-11-16

A TEAM SCORED 50 OR FEWER POINTS IN A GAME

KU	40 (L, 40-72)	vs. Kentucky, 11-18-14
Opp.	49 (W, 64-49)	by Kansas State, 2-25-19

A TEAM SCORED 90+ POINTS IN ALLEN FIELDHOUSE

KU	90 (W, 90-84 [ot])	vs. Stanford, 12-1-18
Opp.	95 (L, 85-95)	by Arizona State, 12-10-17

A TEAM SCORED 60 OR FEWER POINTS IN ALLEN FIELDHOUSE

KU	57 (L, 57-61)	vs. San Diego State, 1-5-14
Opp.	49 (W, 64-49)	by Kansas State, 2-25-19

A TEAM SCORED 90 POINTS IN A LOSS

KU	99 (99-103 OT)	vs. Indiana, 11-11-16
Opp.	106 (L, 106-109 3OT)	by Oklahoma, 1-4-16

A TEAM SCORED 60 OR FEWER POINTS IN A VICTORY

KU	56 (W, 56-55)	at Baylor, 1-7-15
Opp.	60 (L, 57-60)	by Stanford, 3-23-14

A TEAM HAD 5+ PLAYERS SCORE IN DOUBLE FIGURES

KU	K.J. Lawson (15), Dotson (15), D. Lawson (14), Agbaji (10), McCormack (10)	vs. West Virginia, 2-16-19
Opp.	Coleman (16), Roach (13), Febres (12), Osetkowski (11), Ramey (10)	by Texas, 1-14-19

A TEAM WON A GAME BY 25+ POINTS

KU	+25 (78-53)	vs. West Virginia, 2-16-19
Opp.	+29 (62-91)	by Texas Tech, 2-23-19

A TEAM WON A GAME BY 50+ POINTS

KU	+51 (123-72)	vs. Chaminade, 11-23-15
Opp.		Never

A TEAM WON AN OVERTIME GAME (SINGLE-OVERTIME)

KU	82-77	at TCU, 2-11-19
Opp.	92-89	by Iowa State, 2-4-17

A TEAM WON A DOUBLE-OVERTIME GAME

KU	68-68	at Oklahoma State, 2-20-13
Opp.	80-79	by Texas Tech, 2-14-05

A TEAM WON A TRIPLE-OVERTIME GAME

KU	109-106	vs. Oklahoma, 1-4-16
Opp.	76-73	by Oklahoma State, 2-4-81

A TEAM SHOT 60% FG IN A GAME

KU	60.3% (35-58)	vs. Texas, 2-26-18
Opp.	60.7% (34-56)	by Texas Tech, 2-23-19

A TEAM SHOT 30% OR WORSE FG IN A GAME

KU	19.6%	vs. Kentucky, 11-18-14
Opp.	30.0%	by Eastern Michigan, 12-29-18

A TEAM MADE 12+ 3-POINT FG IN A GAME

KU	13	vs. Texas Tech, 2-2-19
Opp.	16	by Texas Tech, 2-23-19

A TEAM DID NOT MAKE A 3-POINT FG IN A GAME

KU	0-8	vs. TCU, 3-12-15
Opp.	0-9	by Stanford, 3-23-14

A TEAM SHOT 60% 3-POINT FG IN A GAME (min. 10)

KU	63.2 (12-19)	vs. Vermont, 11-12-18
Opp.	61.5% (16-26)	by Texas Tech, 2-22-19

A TEAM MADE 30+ FREE THROWS IN A GAME

KU	33	vs. West Virginia, 2-13-17
Opp.	30	by Stanford, 12-3-16

A TEAM MADE 5 OR FEWER FREE THROWS IN A GAME

KU	4	vs. West Virginia, 3-10-18
Opp.	2	by Oklahoma State, 3-2-19

A TEAM ATTEMPTED 40+ FREE THROWS IN A GAME

KU	44	vs. West Virginia, 2-13-17
Opp.	47	by West Virginia, 1-12-16

A TEAM SHOT 90% OR BETTER FREE THROWS IN A GAME

KU	93.8 (15-16)	at Arizona State, 12-22-18
Opp.	100.0 (5-5)	by Kansas State, 2-25-19

A TEAM SHOT 40% OR WORSE FREE THROWS IN A GAME

KU	30.0% (3-10)	vs. Texas, 2-26-18
Opp.	40.0% (2-5)	by Oklahoma State, 3-2-19

A TEAM HAD 25+ OFFENSIVE REBOUNDS IN A GAME

KU	28	vs. Fort Hays State, 12-10-03
Opp.	26	by Baylor, 1-12-19

A TEAM HAD 5 OR FEWER OFFENSIVE REBOUNDS IN A GAME

KU	5	at Texas Tech, 2-23-19
Opp.	3	by Oklahoma, 3-5-19

A TEAM HAD 30+ DEFENSIVE REBOUNDS IN A GAME

KU	31	vs. Baylor, 3-9-19
Opp.	32	by TCU, 2-11-19

A TEAM HAD 40+ DEFENSIVE REBOUNDS IN A GAME

KU	43	vs. Oklahoma, 1-4-16
Opp.	41	by Oklahoma, 1-4-16

A TEAM HAD 50+ TOTAL REBOUNDS IN A GAME

KU	51	vs. Texas Southern, 11-21-17
Opp.	50	by Indiana, 11-11-16

A TEAM HAD 60+ TOTAL REBOUNDS IN A GAME

KU	60	vs. Oklahoma, 1-4-16
Opp.		Never

A TEAM HAD 25 OR FEWER TOTAL REBOUNDS IN A GAME

KU	23	at Texas Tech, 2-23-19
Opp.	25	by Oklahoma, 2-19-18

A TEAM OUT-REBOUNDED ITS OPPONENT BY 15+

KU	+15 (41-26)	at Iowa State, 1-5-19
Opp.	+19 (49-30)	by Baylor, 1-12-19

A TEAM OUT-REBOUNDED ITS OPPONENT BY 20+

KU	+23 (49-26)	vs. Omaha, 12-18-17
Opp.		Never

A TEAM OUT-REBOUNDED ITS OPPONENT BY 30+

KU	+30 (61-31)	vs. Alcorn State, 12-2-09
Opp.		Never

3+ PLAYERS WITH 10+ REBOUNDS IN A GAME

KU	Ochai Agbaji (11), Devon Dotson (10), Detric Lawson (10)	at TCU, 2-11-19
Opp.	P.J. Washington (13), Reid Travis (12), Keldon Johnson (10)	of Kentucky, 1-26-19

2 PLAYERS WITH A DOUBLE-DOUBLE IN SAME GAME

KU	O. Agbaji (20p, 11r), D. Dotson (25p, 10r), D. Lawson (14p, 10r)	at TCU, 2-11-19
Opp.	P. Washington (20p, 13r), R. Travis (18p, 12r) & K. Johnson (15p, 10r)	of Kentucky, 1-26-19

3 PLAYERS WITH A DOUBLE-DOUBLE IN SAME GAME

KU	O. Agbaji (20p, 11r), D. Dotson (25p, 10r), D. Lawson (14p, 10r)	at TCU, 2-11-19
Opp.	P. Washington (20p, 13r), R. Travis (18p, 12r) & K. Johnson (15p, 10r)	of Kentucky, 1-26-19

A PLAYER WITH A TRIPLE-DOUBLE IN A GAME

KU	Jeff Withey (16 pts, 12 reb, 12 blk)	vs. San Jose State, 11-26-12
Opp.	Denzel Valentine (29 pts, 12 reb, 12 ast)	of Michigan State, 11-17-15

A TEAM HAD 25+ ASSISTS IN A GAME

KU	25	vs. Eastern Michigan, 12-29-18
Opp.	26	by Oklahoma, 1-10-94

A TEAM HAD 7 OR FEWER ASSISTS IN A GAME

KU	6	at West Virginia, 1-19-19
Opp.	7	by Baylor, 3-9-19

THE LAST TIME...

A TEAM HAD 15+ STEALS IN A GAME			
KU	15	vs. Towson, 11-11-11	
Opp.	22	by West Virginia, 1-16-16	
A TEAM DID NOT HAVE A STEAL IN A GAME			
KU		vs. Syracuse, 3-18-01	
Opp.		Oakland, 11-25-09	
A TEAM HAD 10+ BLOCKED SHOTS IN A GAME			
KU	11	at Baylor, 1-12-19	
Opp.	10	by Kentucky, 11-14-17	
A TEAM DID NOT BLOCK A SHOT IN A GAME			
KU		vs. Stanford, 12-1-18	
Opp.		by Oklahoma, 3-5-19	
A TEAM COMMITTED 30+ FOULS IN A GAME			
KU	32	vs. Indiana, 11-11-16	
Opp.	31	by West Virginia, 2-13-17	
A TEAM COMMITTED 10 OR FEWER FOULS IN A GAME			
KU	8	vs. Kansas State, 2-25-19	
Opp.	10	by Omaha, 12-18-17	
A TEAM HAD TWO PLAYERS DISQUALIFIED (FOUL OUT)			
KU	Quentin Grimes / Dedric Lawson / Mitch Lightfoot		at TCU, 2-11-19
Opp.	Talen Horton-Tucker / Tyrese Haliburton		of Iowa State, 1-21-19
A TEAM HAD THREE PLAYERS DISQUALIFIED (FOUL OUT)			
KU	Quentin Grimes / Dedric Lawson / Mitch Lightfoot		at TCU, 2-11-19
Opp.	Poythress / Willis / Lee / Labissiere		of Kentucky, 1-30-16
A TEAM HAD FOUR PLAYERS DISQUALIFIED (FOUL OUT)			
KU	Frank Mason III / Devonte' Graham / Carlton Bragg Jr. / Landen Lucas		vs. Indiana, 11-11-16
Opp.			Never
A TEAM SCORED 50+ POINTS IN A HALF			
KU	52, 2nd half	vs. South Dakota, 12-18-18	
Opp.	51, 2nd half	by Michigan State, 11-6-18	
A TEAM SCORED 60+ POINTS IN A HALF			
KU	66, 1st half	vs. Texas Southern, 11-21-17	
Opp.	60, 2nd half	by Texas Tech, 2-13-99	
A TEAM HAD 20 OR FEWER POINTS IN A HALF			
KU	20, 1st half	at Texas Tech, 2-23-19	
Opp.	16, 1st half	by West Virginia, 2-16-19	
A TEAM SHOT 70% OR BETTER FG IN A HALF			
KU	72.0 (18-25), 2nd half	vs. West Virginia, 3-10-18	
Opp.	75.0, 1st half	by Baylor, 1-25-93	
A TEAM SHOT 20% OR WORSE FG IN A HALF			
KU	13.6%, 1st half	at TCU, 2-6-13	
Opp.	19.4%, 2nd half	by Wofford, 12-4-18	
A TEAM MADE 7+ 3-POINTERS IN A HALF			
KU	9, 1st half	vs. Texas Tech, 2-2-19	
Opp.	7, 1st half	by Oklahoma, 3-5-19	
A TEAM MADE DID NOT MAKE A 3-POINTER IN A HALF			
KU	0-6, 1st half	at West Virginia, 1-19-19	
Opp.	0-8, 1st half	by Kentucky, 1-26-19	
A TEAM DID NOT MAKE A FREE THROW IN A HALF			
KU	1st half (0-2)	at Texas Tech, 2-23-19	
Opp.	1st half (0-0)	by Texas, 1-14-19	
A TEAM DID NOT ATTEMPT A FREE THROW IN A HALF			
KU	1st half	vs. Kansas State, 3-9-18	
Opp.	1st half	by Oklahoma State, 3-2-19	
A TEAM HAD 30+ REBOUNDS IN A HALF			
KU	32, 2nd half	vs. UMKC, 12-6-16	
Opp.	31, 2nd half	by Baylor, 1-12-19	

A TEAM HAD 15+ ASSISTS IN A HALF			
KU	16, 2nd half	vs. South Dakota, 12-18-18	
Opp.	15, 1st half	by North Carolina, 3-25-12	
A TEAM DID NOT HAVE A TURNOVER IN A HALF			
KU	1st half	vs. Texas, 1-14-19	
Opp.	2nd half	vs. Kansas State, 1-13-18	
A TEAM HAD 10+ STEALS IN A HALF			
KU	10, 1st half	vs. Texas, 1-21-17	
Opp.	11, 2nd half	by Long Beach State, 12-6-11	
A TEAM HAD 7+ BLOCKED SHOTS IN A HALF			
KU	7, 1st half	at Baylor, 1-12-19	
Opp.	7, 1st half and 2nd half	by Texas, 2-28-15	
A PLAYER SCORED 30+ POINTS IN A GAME			
KU	31 by Dedric Lawson	vs. TCU, 1-9-19	
Opp.	31 by Jared Butler	of Baylor, 3-9-19	
A PLAYER SCORED 40+ POINTS IN A GAME			
KU	41 by Andrew Wiggins	at West Virginia, 3-8-14	
Opp.	46 by Buddy Hield	of Oklahoma, 1-4-16	
A PLAYER SHOT 80% OR BETTER FG IN A GAME (MIN. 10 ATT.)			
KU	80.0 (8-10) by Ochai Agbaji	at Texas, 1-29-19	
Opp.	90.9 (10-11) by Eric Paschall	of Villanova, 3-31-18	
A PLAYER MADE 7+ 3-POINTERS IN A GAME			
KU	7 by Lagerald Vick	vs. Louisiana, 11-16-18	
Opp.	7 by Deonte Burton	of Iowa State, 2-4-17	
A PLAYER SHOT 100% 3-POINT FG (MIN. 5 ATT.)			
KU	8-8 by Lagerald Vick	vs. Vermont, 11-12-18	
Opp.	5-5 by Marial Shayok	of Iowa State, 1-5-19	
A PLAYER MADE 12+ FREE THROWS IN A GAME			
KU	13 (13-13) by Devonte' Graham	vs. Texas Tech, 1-2-18	
Opp.	19 (19-22) by Reid Travis	of Stanford, 12-3-16	
A PLAYER SHOT 100% FREE THROWS IN A GAME (MIN. 10 ATT.)			
KU	13-13 by Devonte' Graham	vs. Texas Tech, 1-2-18	
Opp.	12-12 by Taurean Prince	of Baylor, 1-2-16	
A PLAYER HAD 8+ OFFENSIVE REBOUNDS IN A GAME			
KU	9 by Jeff Withey	vs. Baylor, 1-16-12	
Opp.	8 by Mark Vital	of Baylor, 1-12-19	
A PLAYER HAD 12+ DEFENSIVE REBOUNDS IN A GAME			
KU	12 by Dedric Lawson	at Arizona State, 12-22-18	
Opp.	12 by Christian James	of Oklahoma, 1-2-19	
A PLAYER HAD 15+ TOTAL REBOUNDS IN A GAME			
KU	15 by Dedric Lawson	at Oklahoma State, 3-2-19	
Opp.	23 by Angel Delgado	of Seton Hall, 3-17-18	
A PLAYER HAD 10+ ASSISTS IN A GAME			
KU	10 by Quentin Grimes	vs. Vermont, 11-12-18	
Opp.	11 by Cassius Winston	of Michigan State, 11-6-18	
A PLAYER HAD 7+ TURNOVERS IN A GAME			
KU	7 by Devon Dotson	at West Virginia, 1-19-19	
Opp.	7 by Mark Vital	of Baylor, 2-10-18	
A PLAYER HAD 7+ BLOCKED SHOTS IN A GAME			
KU	8 by Joel Embiid	vs. Oklahoma State, 1-18-14	
Opp.	8 by Mohamed Bamba	of Texas, 12-29-17	
A PLAYER HAD 7+ STEALS IN A GAME			
KU	7 by Xavier Henry	vs. Baylor, 1-20-10	
Opp.	7 by Terry Black	of Baylor, 2-26-00	
A PLAYER PLAYED ALL 40 MINUTES IN REGULATION			
KU	Devon Dotson	at TCU, 2-11-19	
Opp.	Grayson Allen	of Duke, 3-25-18	

2018-19 OVERALL STATS

RECORD:	OVERALL	HOME	AWAY	NEUTRAL
ALL GAMES	23-8	17-0	3-8	3-0
CONFERENCE	12-6	9-0	3-6	0-0
NON-CONFERENCE	11-2	8-0	0-2	3-0

#	Player	gp-gs	min	avg	Total		3-Point		F-Throw		Rebounds				pf	dq	a	to	blk	stl	pts	avg
					fg-fga	fg%	3fg-fga	3fg%	ft-fga	ft%	off	def	tot	avg								
01	Lawson, Dedric	31-31	1014	32.7	209-426	.491	27-75	.360	147-183	.803	96	232	328	10.6	82	3	56	70	33	38	592	19.1
24	Vick, Lagerald	23-20	759	33.0	118-248	.476	66-145	.455	23-30	.767	11	80	91	4.0	30	0	43	58	5	27	325	14.1
35	Azubuike, Udoka	9-9	184	20.4	55-78	.705	0-0	.000	11-32	.344	20	41	61	6.8	26	1	5	18	14	4	121	13.4
11	Dotson, Devon	31-31	1003	32.4	119-250	.476	28-75	.373	98-126	.778	19	93	112	3.6	79	3	109	76	5	42	364	11.7
30	Agbaji, Ochai	17-11	455	26.8	57-125	.456	20-63	.317	23-33	.697	15	68	83	4.9	34	1	16	23	8	10	157	9.2
05	Grimes, Quentin	31-31	822	26.5	87-224	.388	45-128	.352	24-44	.545	14	59	73	2.4	70	1	60	60	3	16	243	7.8
00	Garrett, Marcus	25-13	705	28.2	65-155	.419	12-45	.267	38-65	.585	24	65	89	3.6	43	0	50	29	10	40	180	7.2
33	McCormack, David	29-8	269	9.3	40-70	.571	0-0	.000	16-28	.571	26	48	74	2.6	34	0	7	17	12	6	96	3.3
13	Lawson, K.J.	30-0	295	9.8	33-73	.452	12-38	.316	16-21	.762	18	41	59	2.0	41	0	16	19	1	5	94	3.1
02	Moore, Charlie	30-1	404	13.5	32-112	.286	19-70	.271	10-14	.714	6	22	28	0.9	34	0	38	25	2	18	93	3.1
44	Lightfoot, Mitch	29-0	339	11.7	27-50	.540	1-8	.125	18-34	.529	31	53	84	2.9	52	2	14	14	23	5	73	2.5
12	Teahan, Chris	9-0	17	1.9	2-5	.400	2-5	.400	0-0	.000	0	1	1	0.1	2	0	1	1	0	0	6	0.7
20	Luinstra, Garrett	8-0	9	1.1	0-3	.000	0-1	.000	0-0	.000	1	0	1	0.1	2	0	1	1	0	0	0	0.0
Team											32	53	85		1		4					
Total.....		31	6275		844-1819	.464	232-653	.355	424-610	.695	313	856	1169	37.7	530	11	416	415	116	211	2344	75.6
Opponents.....		31	6275		774-1904	.407	269-797	.338	357-519	.688	345	762	1107	35.7	536	-	409	419	104	197	2174	70.1

TEAM STATISTICS	KU	OPP	Date	Opponent	Score	Att.		
SCORING	2344	2174	! 11/06/18	vs Michigan St.	w 92-87	18907		
Points per game	75.6	70.1	~ 11/12/18	VERMONT	w 84-68	16300		
Scoring margin	+5.5	-		11/16/18	LOUISIANA	w 89-76	16300	
FIELD GOALS-ATT	844-1819	774-1904	# 11/21/18	vs Marquette	w 77-68	4981		
Field goal pct	.464	.407	# 11/23/18	vs Tennessee	Wot 87-81	5491		
3 POINT FG-ATT	232-653	269-797	12/01/18	STANFORD	Wot 90-84	16300		
3-point FG pct	.355	.338	12/04/18	WOFFORD	w 72-47	16300		
3-pt FG made per game	7.5	8.7	% 12/08/18	NEW MEXICO STATE	w 63-60	15210		
FREE THROWS-ATT	424-610	357-519	12/15/18	VILLANOVA	w 74-71	16300		
Free throw pct	.695	.688	12/18/18	SOUTH DAKOTA	w 89-53	16300		
F-Throws made per game	13.7	11.5	12/22/18	at Arizona State	L 76-80	14592		
REBOUNDS	1169	1107	12/29/18	EASTERN MICHIGAN	w 87-63	16300		
Rebounds per game	37.7	35.7	* 01/02/19	OKLAHOMA	w 70-63	16300		
Rebounding margin	+2.0	-	* 01/05/19	at Iowa State	L 60-77	14384		
ASSISTS	416	409	* 01/09/19	TCU	w 77-68	16300		
Assists per game	13.4	13.2	* 01/12/19	at Baylor	w 73-68	9091		
TURNOVERS	415	419	* 01/14/19	TEXAS	w 80-78	16300		
Turnovers per game	13.4	13.5	* 01/19/19	at West Virginia	L 64-65	12657		
Turnover margin	+0.1	-	* 01/21/19	IOWA STATE	w 80-76	16300		
Assist/turnover ratio	1.0	1.0	01/26/19	at Kentucky	L 63-71	24387		
STEALS	211	197	* 01/29/19	at Texas	L 63-73	11934		
Steals per game	6.8	6.4	* 02/02/19	TEXAS TECH	w 79-63	16300		
BLOCKS	116	104	* 02/05/19	at Kansas State	L 67-74	12528		
Blocks per game	3.7	3.4	* 02/09/19	OKLAHOMA STATE	w 84-72	16300		
ATTENDANCE	276010	170580	* 02/11/19	at TCU	Wot 82-77	7356		
Home games-Avg/Game	17-16236	11-12836	* 02/16/19	WEST VIRGINIA	w 78-53	16300		
Neutral site-Avg/Game	-	3-9793	* 02/23/19	at Texas Tech	L 62-91	15098		
Score by Periods	1st	2nd	OT	Totals				
Kansas	1084	1214	46	2344	* 02/25/19	KANSAS STATE	w 64-49	16300
Opponents	998	1147	29	2174	* 03/02/19	at Oklahoma State	w 72-67	9335
					* 03/05/19	at Oklahoma	L 68-81	9839
					* 03/09/19	BAYLOR	w 78-70	16300

* Conference game

! Champions Classic (Indianapolis)

~ NIT Season Tip-Off (Lawrence)

2018-19 CONFERENCE-ONLY STATS

RECORD:	OVERALL	HOME	AWAY	NEUTRAL
ALL GAMES	12-6	9-0	3-6	0-0
CONFERENCE	12-6	9-0	3-6	0-0
NON-CONFERENCE	0-0	0-0	0-0	0-0

#	Player	gp-gs	min	avg	Total		3-Point		F-Throw		Rebounds				pf	dq	a	to	blk	stl	pts	avg
					fg-fga	fg%	3fg-fga	3fg%	ft-fa	ft%	off	def	tot	avg								
01	Lawson, Dedric	18-18	598	33.2	117-244	.480	21-52	.404	82-103	.796	55	129	184	10.2	41	2	24	45	22	24	337	18.7
24	Vick, Lagerald	10-9	306	30.6	45-98	.459	27-61	.443	9-11	.818	3	33	36	3.6	6	0	18	29	3	8	126	12.6
11	Dotson, Devon	18-18	592	32.9	68-152	.447	17-48	.354	68-88	.773	12	59	71	3.9	47	2	68	50	3	24	221	12.3
30	Agbaji, Ochai	16-11	434	27.1	55-119	.462	19-59	.322	21-31	.677	13	68	81	5.1	34	1	16	22	8	10	150	9.4
00	Garrett, Marcus	13-7	381	29.3	46-88	.523	8-23	.348	14-29	.483	13	30	43	3.3	25	0	22	16	5	20	114	8.8
35	Azubiuke, Udoka	1-1	23	23.0	4-5	.800	0-0	.000	0-1	.000	3	6	9	9.0	2	0	0	1	2	0	8	8.0
05	Grimes, Quentin	18-18	493	27.4	48-129	.372	29-81	.358	8-18	.444	9	37	46	2.6	40	1	32	34	2	13	133	7.4
33	McCormack, David	17-8	184	10.8	27-45	.600	0-0	.000	11-18	.611	17	25	42	2.5	25	0	5	15	6	5	65	3.8
13	Lawson, K.J.	17-0	185	10.9	23-50	.460	7-25	.280	8-9	.889	10	21	31	1.8	21	0	4	13	1	1	61	3.6
44	Lightfoot, Mitch	17-0	228	13.4	16-31	.516	1-5	.200	12-24	.500	20	32	52	3.1	36	2	8	9	15	5	45	2.6
02	Moore, Charlie	18-0	182	10.1	13-55	.236	7-32	.219	2-4	.500	3	12	15	0.8	14	0	22	13	1	8	35	1.9
12	Chris Teahan	7-0	13	1.9	2-5	.400	2-5	.400	0-0	.000	0	1	1	0.1	1	0	0	1	0	0	6	0.9
20	Luinstra, Garrett	6-0	6	1.0	0-2	.000	0-1	.000	0-0	.000	0	0	0	0.0	1	0	1	1	0	0	0	0.0
Team											19	29	48				4					
Total.....		18	3625		464-1023	.454	138-392	.352	235-336	.699	177	482	659	36.6	293	8	220	253	68	118	1301	72.3
Opponents.....		18	3625		454-1094	.415	162-456	.355	195-284	.687	197	432	629	34.9	296	-	233	231	53	127	1265	70.3

TEAM STATISTICS	KU	OPP	Date	Opponent	Score	Att.
SCORING	1301	1265	* 01/02/19	OKLAHOMA	w 70-63	16300
Points per game	72.3	70.3	* 01/05/19	at Iowa State	L 60-77	14384
Scoring margin	+2.0	-	* 01/09/19	TCU	w 77-68	16300
FIELD GOALS-ATT	464-1023	454-1094	* 01/12/19	at Baylor	w 73-68	9091
Field goal pct	.454	.415	* 01/14/19	TEXAS	w 80-78	16300
3 POINT FG-ATT	138-392	162-456	* 01/19/19	at West Virginia	L 64-65	12657
3-point FG pct	.352	.355	* 01/21/19	IOWA STATE	w 80-76	16300
3-pt FG made per game	7.7	9.0	* 01/29/19	at Texas	L 63-73	11934
FREE THROWS-ATT	235-336	195-284	* 02/02/19	TEXAS TECH	w 79-63	16300
Free throw pct	.699	.687	* 02/05/19	at Kansas State	L 67-74	12528
F-Throws made per game	13.1	10.8	* 02/09/19	OKLAHOMA STATE	w 84-72	16300
REBOUNDS	659	629	* 02/11/19	at TCU	Wot 82-77	7356
Rebounds per game	36.6	34.9	* 02/16/19	WEST VIRGINIA	w 78-53	16300
Rebounding margin	+1.7	-	* 02/23/19	at Texas Tech	L 62-91	15098
ASSISTS	220	233	* 02/25/19	KANSAS STATE	w 64-49	16300
Assists per game	12.2	12.9	* 03/02/19	at Oklahoma State	w 72-67	9335
TURNOVERS	253	231	* 03/05/19	at Oklahoma	L 68-81	9839
Turnovers per game	14.1	12.8	* 03/09/19	BAYLOR	w 78-70	16300
Turnover margin	-1.2	-				
Assist/turnover ratio	0.9	1.0				
STEALS	118	127				
Steals per game	6.6	7.1				
BLOCKS	68	53				
Blocks per game	3.8	2.9				
ATTENDANCE	146700	102222				
Home games-Avg/Game	9-16300	9-11358				
Neutral site-Avg/Game	-	0-0				

Score by Periods	1st	2nd	OT	Totals
Kansas	609	679	13	1301
Opponents	572	685	8	1265

* Conference game
 ! Champions Classic (Indianapolis)
 ~ NIT Season Tip-Off (Lawrence)
 # NIT Season Tip-Off (Brooklyn)
 % Jayhawk Shootout (Kansas City)

THE JAYHAWKS VS. TEXAS (*STARTER)

#0 MARCUS GARRETT

OPPONENT (Date)	MP	FG-A	PCT	3PT-A	PCT	FT-A	PCT	O-D-T	PF	A	TO	BLK	ST	TP
*at Texas (12.29.17) - W	18	1-3	.333	0-1	.000	0-0	---	1-2-3	1	2	1	1	2	2
TEXAS (2.26.18) - W	25	4-7	.571	1-1	1.000	2-4	.500	1-3-4	1	3	1	1	3	11
*TEXAS (1.14.19) - W	35	8-11	.727	3-4	.750	1-4	.250	0-2-2	2	3	2	1	3	20
*at Texas (1.29.19) - L	26	1-4	.250	0-1	.000	0-0	---	2-3-5	2	1	1	0	0	2
TOTAL (4 games)	104	14-25	.560	4-7	.571	3-8	.375	4-10-14	6	9	5	3	8	35
Averages	26.0							3.5		2.3		0.8	2.0	8.8

#1 DEDRIC LAWSON

OPPONENT (Date)	MP	FG-A	PCT	3PT-A	PCT	FT-A	PCT	O-D-T	PF	A	TO	BLK	ST	TP
*TEXAS (1.14.19) - W	26	6-8	.750	0-0	---	5-8	.625	0-8-8	3	0	0	0	0	17
*at Texas (1.29.19) - L	34	4-15	.267	1-5	.200	4-4	1.000	1-6-7	2	1	2	2	3	13
TOTAL (2 games)	60	10-23	.435	1-5	.200	9-12	.750	1-14-15	5	1	2	2	3	30
Averages	30.0							7.5		0.5		1.0	1.5	15.0

#2 CHARLIE MOORE

OPPONENT (Date)	MP	FG-A	PCT	3PT-A	PCT	FT-A	PCT	O-D-T	PF	A	TO	BLK	ST	TP
TEXAS (1.14.19) - W	3	0-1	.000	0-1	.000	0-0	---	0-0-0	0	0	0	0	0	0
at Texas (1.29.19) - L	6	0-0	---	0-0	---	0-0	---	0-0-0	1	0	0	0	0	0
TOTAL (2 games)	9	0-1	.000	0-1	.000	0-0	---	0-0-0	1	0	0	0	0	0
Averages	4.5							0.0		0.0		0.0	0.0	0.0

#5 QUENTIN GRIMES

OPPONENT (Date)	MP	FG-A	PCT	3PT-A	PCT	FT-A	PCT	O-D-T	PF	A	TO	BLK	ST	TP
*TEXAS (1.14.19) - W	29	2-5	.400	2-5	.400	0-0	---	0-2-2	1	0	1	0	0	6
*at Texas (1.29.19) - L	20	1-5	.200	1-3	.333	0-0	---	0-1-1	3	1	1	0	1	3
TOTAL (2 games)	49	3-10	.300	3-8	.375	0-0	---	0-3-3	4	1	2	0	1	9
Averages	24.5							1.5		0.5		0.0	0.5	4.5

#11 DEVON DOTSON

OPPONENT (Date)	MP	FG-A	PCT	3PT-A	PCT	FT-A	PCT	O-D-T	PF	A	TO	BLK	ST	TP
*TEXAS (1.14.19) - W	36	3-6	.500	1-2	.500	3-4	.750	1-4-5	2	5	0	0	0	10
*at Texas (1.29.19) - L	29	3-6	.500	0-0	.000	3-4	.750	0-4-4	3	4	1	0	1	9
TOTAL (2 games)	65	6-12	.500	1-2	.500	6-8	.750	1-8-9	5	9	1	0	1	19
Averages	32.5							4.5		4.5		0.0	0.5	9.5

#24 LAGERALD VICK

OPPONENT (Date)	MP	FG-A	PCT	3PT-A	PCT	FT-A	PCT	O-D-T	PF	A	TO	BLK	ST	TP
at Texas (2.29.16) - W	3	1-1	1.000	1-1	1.000	0-0	---	0-0-0	0	0	0	0	0	3
TEXAS (1.21.17) - W	18	1-4	.250	1-2	.500	2-2	1.000	2-1-3	2	0	2	0	1	5
at Texas (2.25.17) - W	24	3-4	.750	1-1	1.000	0-0	---	0-4-4	0	0	1	0	1	7
*at Texas (12.29.17) - W	38	8-14	.571	5-8	.625	0-0	---	1-3-4	3	2	1	1	0	21
*TEXAS (2.26.18) - W	28	2-5	.400	0-2	.000	0-1	.000	1-5-6	0	4	2	0	1	4
*TEXAS (1.14.19) - W	32	7-14	.500	5-8	.625	2-2	1.000	0-4-4	0	4	0	0	1	21
at Texas (1.29.19) - L	23	4-9	.444	2-5	.400	0-0	---	0-2-2	0	1	1	0	1	10
TOTAL (7 games)	166	26-51	.510	15-27	.556	4-5	.800	4-19-23	5	11	7	1	4	71
Averages	23.7							3.3		1.6		0.1	0.6	10.1

#30 OCHAI AGBAJI

OPPONENT (Date)	MP	FG-A	PCT	3PT-A	PCT	FT-A	PCT	O-D-T	PF	A	TO	BLK	ST	TP
TEXAS (1.14.19) - W	25	2-5	.400	0-2	.000	0-0	---	0-4-4	1	2	0	0	1	4
*at Texas (1.29.19) - L	35	8-10	.800	2-4	.500	6-8	.750	4-3-7	4	0	2	1	2	24
TOTAL (2 games)	60	10-15	.667	2-6	.333	6-8	.750	4-7-11	5	2	2	1	3	28
Averages	30.0							5.5		1.0		0.5	1.5	14.0

#33 DAVID MCCORMACK

OPPONENT (Date)	MP	FG-A	PCT	3PT-A	PCT	FT-A	PCT	O-D-T	PF	A	TO	BLK	ST	TP
TEXAS (1.14.19) - W	8	1-3	.333	0-0	---	1-4	.250	3-1-4	2	0	1	0	0	2
at Texas (1.29.19) - L	9	1-1	1.000	0-0	---	0-0	---	0-0-0	1	2	1	0	0	2
TOTAL (2 games)	17	2-4	.500	0-0	---	1-4	.250	3-1-4	3	2	2	0	0	4
Averages	8.5							2.0		1.0		0.0	0.0	2.0

#44 MITCH LIGHTFOOT

OPPONENT (Date)	MP	FG-A	PCT	3PT-A	PCT	FT-A	PCT	O-D-T	PF	A	TO	BLK	ST	TP
TEXAS (1.21.17) - W	4	1-1	1.000	0-0	---	0-0	---	1-1-2	0	0	0	0	0	2
at Texas (12.29.17) - W	10	0-0	---	0-0	---	0-0	---	0-1-1	1	0	0	1	1	0
TEXAS (2.26.18) - W	15	3-4	.750	0-0	---	0-0	---	0-4-4	2	0	1	1	0	6
TEXAS (1.14.19) - W	6	0-1	.000	0-0	---	0-2	.000	0-0-0	1	0	0	0	0	0
at Texas (1.29.19) - L	14	0-1	.000	0-0	---	0-0	---	0-0-0	3	0	0	1	0	0
TOTAL (5 games)	49	4-7	.571	0-0	---	0-2	.000	1-6-7	7	0	1	3	1	8
Averages	9.8							1.4		0.0		0.6	0.2	1.6



-VS-



ALL-TIME SERIES

KANSAS LEADS, 32-9

Lawrence, Kan. (Allen Fieldhouse)	17-1 (15-1)
Austin, Texas (Erwin Center)	10-7 (10-7)
Neutral Sites	5-1
Big 12 Play	24-7
Big 12 Championship (Sprint Center)	4-1 (2-0)

HIGHEST SCORES - KU

Lawrence	90
. KU 90-87, in 2002-03	
. KU 90-65, in 2004-05	
. KU 90-86, in 2006-07	
Austin	110
. KU 110-103, in 2001-02	

COACHING RECORDS

Bill Self vs. Texas	
Total	22-9
At Kansas	22-7
Shaka Smart vs. Kansas	
Total	2-7
At Texas	1-7

HIGHEST SCORES - UT

Lawrence	87
. KU 90-87, in 2002-03	
Austin	103
. KU 110-103, in 2001-02	

LARGEST MARGINS

Kansas	
Lawrence	31
Austin	30 (twice)
Texas	
Lawrence	11
Austin	25

GAME-BY-GAME

12/16/1938 Austin	L	34-36
12/17/1938 Austin	W	49-35
12/09/1940 Lawrence	W	35-27
12/10/1940 Lawrence	W	48-45
03/11/1960 Manhattan, Kan. ^	W	90-81
01/06/1997 Lawrence	W	86-61
01/10/1998 Austin	W	102-72
01/18/1999 Lawrence	W	76-67
02/28/2000 Austin	L	54-68
02/03/2001 Lawrence	W	82-66
02/11/2002 Austin (ot)	W	110-103
01/27/2003 Lawrence	W	90-87
02/23/2004 Austin	L	67-82
03/13/2004 Dallas, Texas*	L	60-64
01/29/2005 Lawrence	W	90-65
02/25/2006 Austin	L	55-80
03/12/2006 Dallas, Texas*	W	80-68
03/03/2007 Lawrence	W	90-86
03/11/2007 Oklahoma City, Okla. (ot)*	W	88-84
02/12/2008 Austin	L	69-72
03/16/2008 Kansas City, Mo.	W	84-74
03/07/2009 Lawrence	W	83-73
02/08/2010 Austin	W	80-68
01/22/2011 Lawrence	L	63-74
03/12/2011 Kansas City, Mo.*	W	85-73
01/21/2012 Austin	W	69-66
03/03/2012 Lawrence	W	73-63
01/19/2013 Austin	W	64-59
02/16/2013 Lawrence	W	73-47
02/01/2014 Austin	L	69-81
02/22/2014 Lawrence	W	85-54
01/24/2015 Austin	W	75-62
02/28/201		

KANSAS IN THE BIG 12 CHAMPIONSHIP

BIG 12 CHAMPIONSHIP RECORD

First Round 1-0	As No. 5 seed 1-1
Quarterfinals 19-3	As No. 3 seed 4-1
Semifinals 13-6	As No. 2 seed 8-2
Final 11-2	As No. 1 seed 31-7
Overall 44-11	Overall 44-11

BIG 12 CHAMPIONSHIP GAME-BY-GAME

DATE	RND	KU SEED	OPP SEED	OPPONENT	RESULT	SITE
3.7.97	QF	1	8	Oklahoma State	W, 74-59	Kansas City
3.8.97	SF	1	4	Iowa State	W, 72-48	Kansas City
3.9.97	F	1	10	Missouri	W, 87-60	Kansas City
3.6.98	QF	1	8	Kansas State	W, 68-61	Kansas City
3.7.98	SF	1	4	Nebraska	W, 91-59	Kansas City
3.8.98	F	1	3	Oklahoma	W, 72-58	Kansas City
3.5.99	QF	3	6	Nebraska	W, 77-53	Kansas City
3.6.99	SF	3	7	Kansas State	W, 69-58	Kansas City
3.7.99	F	3	5	Oklahoma State	W, 53-37	Kansas City
3.9.00	1st	5	12	Kansas State	W, 84-60	Kansas City
3.10.00	QF	5	4	Oklahoma State	L, 58-77	Kansas City
3.9.01	QF	2	10	Kansas State	W, 94-63	Kansas City
3.10.01	SF	2	3	Oklahoma	L, 57-62	Kansas City
3.8.02	QF	1	9	Colorado	W, 102-73	Kansas City
3.9.02	SF	1	5	Texas Tech	W, 90-50	Kansas City
3.10.02	F	1	2	Oklahoma	L, 55-64	Kansas City
3.14.03	QF	1	9	Iowa State	W, 89-74	Dallas
3.15.03	SF	1	5	Missouri	L, 63-68	Dallas
3.12.04	QF	3	6	Missouri	W, 94-69	Dallas
3.13.04	SF	3	2	Texas	L, 60-64	Dallas
3.11.05	QF	2	10	Kansas State	W, 80-67	Kansas City
3.12.05	SF	2	3	Oklahoma State	L, 75-78	Kansas City
3.10.06	QF	2	7	Oklahoma State	W, 63-62	Dallas
3.11.06	SF	2	6	Nebraska	W, 79-65	Dallas
3.12.06	F	2	1	Texas	W, 80-68	Dallas
3.9.07	QF	1	9	Oklahoma	W, 64-47	Okla. City
3.10.07	SF	1	4	Kansas State	W, 67-61	Okla. City
3.11.07	F	1	3	Texas	W, 88-84 (ot)	Okla. City
3.14.08	QF	2	7	Nebraska	W, 64-54	Kansas City
3.15.08	SF	2	6	Texas A&M	W, 77-71	Kansas City
3.16.08	F	2	1	Texas	W, 84-74	Kansas City
3.12.09	QF	1	9	Baylor	L, 64-71	Okla. City
3.11.10	QF	1	9	Texas Tech	W, 80-68	Kansas City
3.12.10	SF	1	4	Texas A&M	W, 79-66	Kansas City
3.13.10	F	1	2	Kansas State	W, 72-64	Kansas City
3.10.11	QF	1	9	Oklahoma State	W, 63-62	Kansas City
3.11.11	SF	1	5	Colorado	W, 90-83	Kansas City
3.12.11	F	1	2	Texas	W, 85-73	Kansas City
3.8.12	QF	1	9	Texas A&M	W, 83-66	Kansas City
3.9.12	SF	1	4	Baylor	L, 72-81	Kansas City
3.14.13	QF	1	9	Texas Tech	W, 91-63	Kansas City
3.15.13	SF	1	5	Iowa State	W, 88-73	Kansas City
3.16.13	F	1	2	Kansas State	W, 70-54	Kansas City
3.13.14	QF	1	8	Oklahoma State	W, 77-70 (ot)	Kansas City
3.14.14	SF	1	4	Iowa State	L, 83-94	Kansas City
3.12.15	QF	1	9	TCU	W, 64-59	Kansas City
3.13.15	SF	1	4	Baylor	W, 62-62	Kansas City
3.14.15	F	1	2	Iowa State	L, 66-70	Kansas City
3.10.16	QF	1	8	Kansas State	W, 85-63	Kansas City
3.11.16	SF	1	5	Baylor	W, 70-66	Kansas City
3.12.16	F	1	2	West Virginia	W, 81-71	Kansas City
3.9.17	QF	1	9	TCU	L, 82-85	Kansas City
3.8.18	QF	1	8	Oklahoma State	W, 82-68	Kansas City
3.9.18	SF	1	4	Kansas State	W, 83-67	Kansas City
3.10.18	F	1	3	West Virginia	W, 81-70	Kansas City

TEAM RECORDS - SINGLE GAME

CATEGORY	STAT	OPPONENT (YEAR, ROUND)
Points	102	Colorado (2002, QF)
Fewest Points	53	Oklahoma State (1999, F)
Field Goals	40	Colorado (2002, QF)
Field Goal Att.	86	Colorado (2002, QF)
Field Goal %	66% (31-47)	Texas Tech (2013, QF)
3PT FGs	15	West Virginia (2018, F)
3PT FG Att.	28	Kansas State (2018, SF)
3PT FG %	66.7% (10-15)	Texas A&M (2012, QF)
Free Throws	29	Colorado (2011, SF)
Free Throw Att.	33	Colorado (2011, SF)
Free Throw %	93.3% (14-15)	Oklahoma (2002, F)
Rebounds	56	Texas Tech (2002, SF)
Assists	31	Texas Tech (2002, SF)
Blocks	10	2x
Steals	15	2x

Bold - Overall Big 12 Championship Record

TEAM RECORDS - TOURNAMENT

CATEGORY	STAT	YEAR (GAMES)
Points	249	2013 (3)
Field Goals	96	2002 (3)
Field Goal Att.	210	2002 (3)
Field Goal %	55.6%	2013 (3)
3PT FGs	34	2018 (3)
3PT FG Att.	75	2018 (3)
3PT FG %	50%	2008 (3)
Free Throws	61	2010 (3)
Free Throw Att.	83	2010 (3)
Free Throw %	84.6%	2002 (3)
Rebounds	150	2002 (3)
Assists	67	2002 (3)
Blocks	25	2002 (3)
Steals	32	2002 (3)

INDIVIDUAL RECORDS - SINGLE GAME

CATEGORY	STAT	PLAYER (OPP, YEAR, ROUND)
Points	31	Wayne Simien (MU, 2004, QF)
Field Goals	12	Wayne Simien (OSU, 2005, SF) Paul Pierce (MU, 1997, F)
Field Goal Att.	20	Sherron Collins (BU, 2009, QF) Paul Pierce (KSU, 1998, QF)
Field Goal % (Min. 10 att.)	91.7% (11-12)	Perry Ellis (ISU, 2014, SF)
3PT FGs	8	Mario Chalmers (UT, 2008, F)
3PT FG Att.	12	Sherron Collins (BU, 2009, QF) Mario Chalmers (UT, 2008, F)
3PT FG % (Min. 5 att.)	83.3% (5-6)	Jeff Boschee (KSU, 2001, QF)
Free Throws	15	Kelly Oubre Jr. (TCU, 2015, QF)
Free Throw Att.	19	Kelly Oubre Jr. (TCU, 2015, QF)
Free Throw % (Min. 10 att.)	100% (10-10)	Devonte' Graham (WVU, 2016, F) Eric Chenowith (KSU, 1999, SF)
Rebounds	21	Drew Gooden (TTU, 2002, SF)
Assists	15	Aaron Miles (TTU, 2002, SF)
Blocks	5	Jeff Withey (BU, 2012, SF) Nick Collison (TTU, 2002, SF)
Steals	8	Nick Bradford (KSU, 2000, 1st Rnd)

Bold - Overall Big 12 Championship Record

INDIVIDUAL RECORDS - SINGLE TOURN.

CATEGORY	STAT	PLAYER (YEAR, GAMES)
Points	72	Malik Newman (2018, 3)
Field Goals	27	Paul Pierce (1997, 3)
Field Goal Att.	55	Paul Pierce (1998, 3)
2-Game FG% (Min. 5FGA/gm)	78.9% 15-19	Perry Ellis (2014, 2)
3-Game FG% (Min. 5FGA/gm)	78.3% 18-23	Perry Ellis (2013, 3)
3PT FGs	15	Malik Newman (2018, 3)
3PT FG Att.	22	Malik Newman (2018, 3) Brandon Rush (2008, 3) Jeff Boschee (1999, 3)
3PT FG %	72.7% (8-11)	Jeff Boschee (2001, 2)
Free Throws	20	Kelly Oubre Jr. (2015, 3)
Free Throw Att.	24	Kelly Oubre Jr. (2015, 3)
Free Throw % (Min. 10 att.)	100%	
Rebounds	40	Drew Gooden (2002, 3)
Assists	31	Aaron Miles (2002, 3)
Blocks	9	Jeff Withey (2012, 2)

BIG 12 CHAMPIONSHIP AWARDS

MOST OUTSTANDING PLAYER

1997	Paul Pierce
1998	Paul Pierce
1999	Jeff Boschee
2006	Mario Chalmers
2008	Brandon Rush
2010	Sherron Collins
2011	Marcus Morris
2013	Jeff Withey
2016	Devonte' Graham
2018	Malik Newman

ALL-TOURNAMENT TEAM

1997	Paul Pierce, Raef LaFrentz, Jacque Vaughn
1998	Paul Pierce, Raef LaFrentz
1999	Jeff Boschee, Eric Chenowith
2002	Nick Collison, Drew Gooden
2004	Wayne Simien
2005	Wayne Simien
2006	Mario Chalmers, Julian Wright
2007	Brandon Rush, Julian Wright
2008	Brandon Rush, Mario Chalmers
2010	Sherron Collins, Cole Aldrich
2011	Marcus Morris, Markieff Morris
2013	Jeff Withey, Perry Ellis
2014	Andrew Wiggins
2015	Wayne Selden
2016	Devonte' Graham, Perry Ellis
2018	Malik Newman, Devonte' Graham

TOURNAMENT-LEADING SCORERS

1998	Paul Pierce (67 points)
2002	Drew Gooden (56 points)
2016	Perry Ellis (58 points, tied)
2018	Malik Newman (72 points)

TOURNAMENT-LEADING REBOUNDERS

1997	Raef LaFrentz (30 rebounds)
2002	Drew Gooden (40 rebounds)
2010	Cole Aldrich (35 rebounds)



0

MARCUS GARRETT SO • Guard • 6-5 • 195 • Dallas, Texas • Skyline HS

SEASON STATS

PPG	RPG	APG	FG%	3FG%	FT%
7.2	3.6	2.0	42%	27%	59%
CAREER					
5.3	3.4	1.5	44%	27%	54%

CAREER HIGHS

Points	20	vs. Texas (1.14.19)
Field Goals	8	2x, last vs. Iowa State (1.21.19)
Rebounds	11	vs. Texas Southern (11.21.17)
Assists	5	3x, last vs. Oklahoma (1.2.19)
Blocks	2	2x, last vs. Marquette (11.21.18)
Steals	6	at West Virginia (1.19.19)
Minutes	39	vs. Iowa State (1.21.19)

NOTES

Named to the 2019 Big 12 All-Defensive Team ... After missing five games with a sprained ankle, has averaged 25.8 minutes in his last four games and is 14-for-28 (50.0 percent) FGs in that span ... Ranks fourth in the Big 12 in steals at 1.5 ... Has 13 starts this season ... Averaged 8.8 ppg in Big 12 play and 7.2 ppg overall ... Made two 3-pointers vs. Baylor (3/9) ... Had 16 points, five rebounds and three steals vs. Iowa State (1/21) ... His six steals at West Virginia (1/19) were a career high ... Posted a career-high points (20) and tied career high with three 3-pointers vs. Texas (1/14). **2017-18:** Had seven starts with six in Big 12 play.



1

DETRIC LAWSON (DEE-drick) R-Jr • Forward • 6-9 • 235 • Memphis, Tenn. • Hamilton HS • Memphis

SEASON STATS

PPG	RPG	APG	FG%	3FG%	FT%
19.1	10.6	1.8	49%	36%	80%
CAREER (INCLUDES AT MEMPHIS IN 2015-16 AND 2016-17)					
18.0	9.9	2.6	45%	32%	75%

CAREER HIGHS (*AT MEMPHIS)

Points	*35	vs. Iowa (11.26.16)
Field Goals	*15	vs. Iowa (11.26.16)
Rebounds	*16	at Tulane (2.13.16)
Assists	*8	vs. South Carolina (12-30-16)
Blocks	*8	vs. UAB (12.10.16)
Steals	5	at Baylor (1.12.19)
Minutes	41	vs. Tennessee (11.23.18)

NOTES

The Sporting News All-America Second Team ... All-Big 12 First Team ... Big 12 Newcomer of the Year ... Leads the Big 12 in scoring (19.1), rebounding (10.6) and DDs (20) ... Only league player averaging a double-double ... Has posted four-straight DDs ... Has made 40 of his last 43 free throws over the last six games ... Has made 21 of his 27 3-pointers in the last 13 games ... Has 15 games of 20-plus points, including six in Big 12 play ... Had 29 points and 15 rebounds vs. Iowa State (1/21) ... Had a career-high five steals and season-high five blocked shots at Baylor (1/12) ... Scored a season-high 31 points vs. TCU (1/9) ... Has 56 career double-doubles.



2

CHARLIE MOORE R-SO • Guard • 5-11 • 180 • Chicago, Ill. • Morgan Park HS • California

SEASON STATS

PPG	RPG	APG	FG%	3FG%	FT%
3.1	0.9	1.3	29%	27%	71%
CAREER (INCLUDES AT CALIFORNIA IN 2016-17)					
7.9	1.5	2.5	36%	32%	75%

CAREER HIGHS (*AT CALIFORNIA)

Points	*38	vs. UC Irvine (11.16.16)
Field Goals	*10	vs. UC Irvine (11.16.16)
Rebounds	*6	2x, last vs. Oregon St. (2.24.17)
Assists	*8	2x, last vs. Colorado (2.5.17)
Blocks	1	2x, last vs. Kansas St. (2.25.19)
Steals	*4	vs. UC Davis (12.10.16)
Minutes	*41	vs. Utah (2.2.17)

NOTES

2019 Academic All-Big 12 First Team ... Has made five 3-pointers in the last five games ... Has four games with multiple 3-pointers made, including two in league play ... His nine points (three 3FGs) at Texas Tech (2/23) were his most in Big 12 play ... Had eight points (3-of-5 FGs), 2-for-4 3FGs, at Kansas State (2/5) ... Posted a season-high six assists vs. Texas Tech (2/2) ... Posted season highs in points (18) and 3-pointers made (6) vs. South Dakota (12/18) ... A transfer from California following the 2016-17 season ... Started all 34 games while at California.



5

QUENTIN GRIMES FR • Guard • 6-5 • 210 • The Woodlands, Texas • College Park HS

SEASON STATS

PPG	RPG	APG	FG%	3FG%	FT%
7.8	2.4	1.9	39%	35%	55%
CAREER					
7.8	2.4	1.9	39%	35%	55%

CAREER HIGHS

Points	21	vs. Michigan State (11.6.18)
Field Goals	7	2x, last at Iowa State (1.5.19)
Rebounds	6	2x, last at Baylor (1.12.19)
Assists	10	vs. Vermont (11.12.18)
Blocks	2	at Baylor (1.12.19)
Steals	2	3x, last at Texas Tech (2.23.19)
Minutes	36	2x, last at Oklahoma St. (3.2.19)

NOTES

Has shot 50 percent or better in three of his last four games and 11 times this season ... Has 19 assists in his last seven games ... Second on the team with 45 3-pointers made ... Has made multiple 3-pointers 13 times this season and has made 11 threes in his last four contests ... Scored 17 points, including 4-for-7 3FGs at OSU (3/2) ... Posted 12 points on 3-of-6 3FGs vs. Kansas State (2/25) ... Scored 13 points, 3-for-5 from 3FG, at Kentucky (1/26) ... Posted six rebounds with 19 points at Iowa State (1/5) ... Scored a season-high 21 points in the season opener vs. Michigan State (11/6).



11

DEVON DOTSON (deh-VAWN) FR • Guard • 6-2 • 185 • Charlotte, N.C. • Providence Day School

SEASON STATS

PPG	RPG	APG	FG%	3FG%	FT%
11.7	3.6	3.5	48%	37%	78%
CAREER					
11.7	3.6	3.5	48%	37%	78%

CAREER HIGHS

Points	25	at TCU (2.11.19)
Field Goals	7	2x, last at TCU (2.11.19)
Rebounds	10	at TCU (2.11.19)
Assists	8	2x, last vs. West Virginia (2.16.19)
Blocks	1	5x, last at Kansas State (2.5.19)
Steals	4	vs. Oklahoma (1.2.19)
Minutes	45	at TCU (2.11.19)

NOTES

All-Big 12 Third Team ... Big 12 All-Freshman Team ... CBS Sports/USBWA National Freshman of the Week after his career-high 25 points, 10 rebounds at TCU (2/11) ... Is 15th in the Big 12 in scoring (11.7), seventh in assists (3.5), 12th in FG% (47.5), eighth in steals (1.4) and eighth in assist-to-turnover ratio (1.4) ... Has led KU in assists 16 times and steals 12 times ... Has 15 games with multiple steals ... Had 15 points and a career-high tying eight assists vs. WVU (2/16) ... Scored 16 points and a career-high four steals vs. Oklahoma (1/2) ... Big 12 Newcomer of the Week (12/31).



12

CHRIS TEAHAN SO • Guard • 6-4 • 195 • Leawood, Kan. • Rockhurst HS

SEASON STATS

PPG	RPG	APG	FG%	3FG%	FT%
0.7	0.1	0.1	40%	40%	-
CAREER					
0.9	0.4	0.1	38%	31%	100%

CAREER HIGHS

Points	4	vs. Toledo (11.28.17)
Field Goals	1	6x, last at Oklahoma (3.5.19)
Rebounds	3	vs. South Dakota State (11.17.17)
Assists	1	2x, last vs. E. Michigan (12.29.18)
Blocks	-	-
Steals	-	-
Minutes	4	4x, last vs. Omaha (12.18.17)

NOTES

Has played in nine games this season, including seven Big 12 contests ... Was 1-for-1 with three points at OU (3/5) ... Scored his first points of the season with a 3-pointer vs. West Virginia (2/16) ... **2017-18:** Appeared in 10 games, two in conference play and three postseason ... Averaged 2.3 minutes per contest ... Had a season-high four points vs. Toledo (11/28) ... An invited walk-on who was a two-sport athlete at Rockhurst HS in Kansas City, Missouri ... Older brother, Conner, played five seasons at KU and on two Final Four teams (2008 and 2012).



13

K.J. LAWSON R-SO • Guard • 6-8 • 210 • Memphis, Tenn. • Hamilton HS • Memphis

SEASON STATS

PPG	RPG	APG	FG%	3FG%	FT%
3.1	2.0	0.5	45%	32%	76%
CAREER (INCLUDES AT MEMPHIS IN 2015-16 AND 2016-17)					
8.0	4.9	1.6	40%	32%	70%

CAREER HIGHS (*AT MEMPHIS)

Points	*28	at Houston (1.19.17)
Field Goals	*12	at Houston (1.19.17)
Rebounds	*19	vs. East Carolina (1.28.17)
Assists	*7	vs. McNeese (11.22.16)
Blocks	*2	4x, last vs. Tulsa (2.7.17)
Steals	*3	vs. South Florida (1.14.17)
Minutes	*43	at Houston (1.19.17)

NOTES

Averaged 13.0 minutes per contest in his last nine games (9.8 for the season) ... Had a season-high 24 minutes, 15 points on 5-of-7 shooting (3-of-4 3FGs), vs. West Virginia (2/16) ... Scored 10 points at TCU (2/11) ... Had eight points, six rebounds and two steals in 19 minutes vs. Tennessee (11/23) ... A transfer from Memphis who sat out the 2017-18 season due to NCAA rules ... Played in 42 games while at Memphis with 33 starts, an 11.5 career scoring average and 7.0 career rebound average.



20 GARRETT LUINSTR (loo-IN-struh) FR • Guard • 6-2 • 155 • Lawrence, Kan. • Lawrence Free State HS

SEASON STATS

PPG	RPG	APG	FG%	3FG%	FT%
0.0	0.1	0.1	0%	0%	-
CAREER					
0.0	0.1	0.1	0%	0%	-

CAREER HIGHS

Points	-
Field Goals	-
Rebounds	1 vs. South Dakota (12.18.18)
Assists	1 at Kansas State (2.5.19)
Blocks	-
Steals	-
Minutes	2 3x, last at Oklahoma (3.5.19)

NOTES

Has played in eight games this season, including six in Big 12 play ... Played final two minutes at OU (3/5) ... Logged one minute at TTU (2/23) and vs. WVU (2/16) ... Played a minute at Kansas State (2/5) with one assist ... Played two minutes with one rebound vs. South Dakota (12/18) ... Made KU debut playing one minute vs. Wofford (12/4) ... Averaged 19 points his senior year in guiding Free State High School to the 6A state title game and a 19-6 record ... A first-team all-state selection and the Sunflower League Player of the Year his senior season.



22 SILVIO DE SOUSA (deh-SOE-suh) SO • Forward • 6-9 • 245 • Luanda, Angola • IMG Academy (Fla.)

SEASON STATS (2017-18)

PPG	RPG	BPG	FG%	3FG%	FT%
4.0	3.7	0.2	68%	-	71%
CAREER					
4.0	3.7	0.2	68%	-	71%

CAREER HIGHS

Points	16 vs. West Virginia (3.10.18)
Field Goals	8 vs. West Virginia (3.10.18)
Rebounds	11 vs. Kansas State (3.9.18)
Assists	1 4x, last vs. Duke (3.25.18)
Blocks	1 3x, last vs. Duke (3.25.18)
Steals	1 vs. West Virginia (3.10.18)
Minutes	26 2x, last vs. vs. Duke (3.25.18)

NOTES

2017-18: Averaged 4.8 points and 5.4 rebounds in the 2018 NCAA Tournament ... Tied season high with 26 minutes vs. Duke (3/25) with 10 rebounds and scoring four points ... Averaged 20.0 minutes, 10.0 ppg and 9.7 rpg in the Big 12 Championship ... Posted his first double-double (16 points, 10 rebounds) vs. West Virginia (3/10) in the Big 12 title game ... Pulled down six or more rebounds seven times, including his last three games in the NCAA Tournament ... Joined the team following graduation from IMG Academy in Bradenton, Florida, following the fall 2017 semester.



24 LAGERALD VICK SR • Guard • 6-5 • 190 • Memphis, Tenn. • Douglass HS

SEASON STATS

PPG	RPG	APG	FG%	3FG%	FT%
14.1	4.0	1.9	48%	46%	77%
CAREER					
9.4	3.5	1.4	48%	41%	74%

CAREER HIGHS

Points	33 vs. Louisiana (11.16.18)
Field Goals	12 2x, last vs. Vermont (11.12.18)
Rebounds	11 vs. Texas Southern (11.21.17)
Assists	7 3x, last vs. Washington (12.6.17)
Blocks	3 vs. Oakland (11.24.17)
Steals	3 6x, last vs. Oklahoma (1.2.19)
Minutes	43 2x, last vs. Stanford (12.1.18)

NOTES

Announced Feb. 7 that he was taking a leave of absence from the team, and on March 11, Bill Self announced he would not be returning this season ... Scored 18 points, including 6-of-8 from 3FG, on his birthday at Baylor (1/12) ... Has made three or more 3FGs 10 times this season ... Scored 29 points with seven rebounds vs. Villanova (12/15) ... Two-time Big 12 Player of the Week (11/19, 12/3) ... Posted a career-high 33 points with nine rebounds vs. Louisiana (11/16) ... Had 32 points vs. Vermont (11/12) ... Surpassed 1,000 career points at Baylor (1/12).



30 OCHAI AGBAJI (OCH-eye uh-BAH-gee) FR • Guard • 6-5 • 210 • Kansas City, Mo. • Oak Park HS

SEASON STATS

PPG	RPG	APG	FG%	3FG%	FT%
9.2	4.9	0.9	46%	32%	70%
CAREER					
9.2	4.9	0.9	46%	32%	70%

CAREER HIGHS

Points	24 at Texas (1.29.19)
Field Goals	8 2x, last vs. Oklahoma State (2.9.19)
Rebounds	11 at TCU (2.11.19)
Assists	4 vs. Baylor (3.9.19)
Blocks	1 8x, last at Oklahoma (3.5.19)
Steals	2 2x, last at Texas (1.29.19)
Minutes	41 at TCU (2.11.19)

NOTES

Has started the last 11 games ... Has three 20-point games and seven 10+ point games ... Has five multiple 3FG games ... Posted second double-double of the season with 20 points and 11 rebounds at TCU (2/11) ... Big 12 Newcomer of the Week (2/4) ... Had 23 points on 8-of-12 shooting, 5-7 3FGs, with six rebounds vs. Oklahoma State (2/9) ... Posted first career double-double with 10 points and 10 rebounds vs. Texas Tech (2/2) ... Had a career-high night in his first start of the season with 24 points at Texas (1/29) ... Pulled his redshirt and made his debut vs. TCU (1/9).



33 DAVID MCCORMACK FR • Forward • 6-10 • 265 • Norfolk, Va. • Oak Hill Academy

SEASON STATS

PPG	RPG	BPG	FG%	3FG%	FT%
3.3	2.6	0.4	57%	-	57%
CAREER					
3.3	2.6	0.4	57%	-	57%

CAREER HIGHS

Points	18 at Oklahoma (3.5.19)
Field Goals	8 at Oklahoma (3.5.19)
Rebounds	6 2x, last vs. South Dakota (12.18.18)
Assists	2 at Texas (1.29.19)
Blocks	2 2x, last vs. West Virginia (2.16.19)
Steals	2 2x, last at Oklahoma (3.5.19)
Minutes	24 vs. West Virginia (2.16.19)

NOTES

Has started the last eight games ... Averaging 15.0 ppg and 5.0 rpg in his last two games and is 14-for-20 (60.0 percent) FGs in that span ... Is 22-for-32 (68.8 percent) FGs in his last six games ... Had 12 points and five rebounds vs. Baylor (3/9) ... Posted a career-high 18 points, on 8-of-11 shooting, with five rebounds at OU (3/5) ... A 2018 McDonald's All-American who also represented the USA at the Nike Hoop Summit ... A big body who showed a lot of discipline in losing more than 50 pounds during high school.



35 UDOKA AZUBUIKE (az-uh-BOO-kee) JR • Center • 7-0 • 270 • Delta, Nigeria • Potter's House Christian Academy

SEASON STATS

PPG	RPG	BPG	FG%	3FG%	FT%
13.4	6.8	1.6	71%	-	34%
CAREER					
11.5	6.4	1.6	74%	-	39%

CAREER HIGHS

Points	26 at Nebraska (12.16.17)
Field Goals	13 at Nebraska (12.16.17)
Rebounds	13 at Texas (12.29.17)
Assists	2 4x, last vs. Marquette (11.21.18)
Blocks	5 2x, last vs. Texas (2.26.18)
Steals	3 vs. Oklahoma (2.19.18)
Minutes	34 3x, last vs. Vermont (11.12.18)

NOTES

Academic All-Big 12 First Team ... KU announced Jan. 6 he would miss the remainder of the season due to a wrist injury ... Had successful surgery Jan. 9 ... Missed the previous four games (Villanova, 12/15; NMSU, 12/8; USD, 12/18; at ASU 12/22) due to a sprained ankle suffered vs. Wofford (12/4) ... Had 18 points and nine rebounds vs. Stanford (12/1) ... 2018 Academic All-Big 12 Second Team ... Led NCAA Division I in FG Pct. at 77.0 ... Played in 11 games with six starts as a freshman in 2016-17 before a season-ending wrist injury.



44 MITCH LIGHTFOOT JR • Forward • 6-8 • 225 • Gilbert, Ariz. • Gilbert Christian HS

SEASON STATS

PPG	RPG	BPG	FG%	3FG%	FT%
2.5	2.9	0.8	54%	13%	53%
CAREER					
2.6	2.4	0.9	56%	32%	54%

CAREER HIGHS

Points	11 vs. Oakland (11.24.17)
Field Goals	4 4x, last vs. Kansas State (3.9.18)
Rebounds	11 vs. Penn (3.15.18)
Assists	3 at Oklahoma State (3.2.19)
Blocks	6 at TCU (1.6.18)
Steals	2 at Iowa State (2.13.18)
Minutes	31 vs. Kansas State (2.25.19)

NOTES

Has averaged 4.8 ppg and 5.0 rpg in his last nine games ... Logged a career-high 31 minutes with nine points, five rebounds and three blocks vs. Kansas State (2/25) ... Leads KU with 14 charges drawn and is second with 23 blocked shots. **2017-18:** Started seven games ... Pulled down a career-high 11 rebounds vs. Penn (3/18) with nine points in the NCAA Tournament ... Finished second on the team with 54 blocked shots ... Ranked eighth in the Big 12 with 1.5 blocked shots per game ... Led Kansas with 16 charges drawn.

**2019 PHILLIPS 66
BIG 12 MEN'S BASKETBALL
CHAMPIONSHIP**



**SPRINT CENTER
KANSAS CITY**

FIRST ROUND

WEDNESDAY, MARCH 13

NO. 8 TCU
GAME 1 • 6:00 P.M. • ESPNU
NO. 9 OKLAHOMA STATE

NO. 7 OKLAHOMA
GAME 2 • 8:00 P.M. • ESPNU
NO. 10 WEST VIRGINIA

QUARTERFINALS

THURSDAY, MARCH 14

NO. 4 BAYLOR
GAME 3 • 11:30 A.M. • ESPN2
NO. 5 IOWA STATE

NO. 1 KANSAS STATE
GAME 4 • 1:30 P.M. • ESPN2
GAME 1 WINNER

NO. 2 TEXAS TECH
GAME 5 • 6:00 P.M. • ESPN2
GAME 2 WINNER

NO. 3 KANSAS
GAME 6 • 8:00 P.M. • ESPN2
NO. 6 TEXAS

SEMIFINALS

FRIDAY, MARCH 15

GAME 3 WINNER
GAME 7 • 6:00 P.M. • ESPN/2

GAME 4 WINNER

GAME 5 WINNER
GAME 8 • 8:00 P.M. • ESPN/2

GAME 6 WINNER

FINAL

SATURDAY, MARCH 16

GAME 7 WINNER
GAME 9 • 5:00 P.M. • ESPN

GAME 8 WINNER

BIG 12 CHAMPION

FUTURE CHAMPIONSHIP DATES
(SPRINT CENTER, KANSAS CITY)

2020: MARCH 11-14
2021: MARCH 10-13

BIG12SPORTS.COM
@BIG12CONFERENCE
#BIG12MBB

ALL TIMES CENTRAL. TIMES/NETWORK LINEUPS ARE SUBJECT TO CHANGE
SECOND GAME OF EACH SESSION BEGINS 30 MINUTES AFTER THE CONCLUSION OF THE FIRST GAME
ALL GAMES ALSO AVAILABLE VIA ESPN APP