



KANSAS

#KUBball

f /KANSASBASKETBALL

@KUHOOPS

@KUHOOPS

MARCH 16, 2019 | BIG 12 CHAMPIONSHIP - FINAL | GAME NOTES

KANSAS COMMUNICATIONS

JAYHAWKS

25-8
OVERALL

12-6
BIG 12

#17 / #18
RANKING (AP/COACHES)



-vs-



22-11
OVERALL

9-9
BIG 12

rv / rv
RANKING (AP/COACHES)

CYCLONES

Bill Self
HEAD COACH

472-104 (.819)
RECORD AT KU, 16TH SEASON

Steve Prohm
HEAD COACH

82-52 (.612)
RECORD AT ISU, FOURTH SEASON

SCHEDULE (H: 17-0; A: 3-8; N: 5-0)

KU Rnk	OPP Rnk	Opponent	TV	Time/Result
NOVEMBER (5-0)				
6	1/1	10/10 vs. Michigan State!	ESPN	W, 92-87
12	2/1	-/- VERMONT-	ESPN2	W, 84-68
16	2/1	-/- LOUISIANA	JTV/ESPN+	W, 89-76
21	2/2	rv/rv vs. Marquette#	ESPN2	W, 77-68
23	2/2	5/5 vs. Tennessee#	ESPN2	W, 87-82 ot
DECEMBER (6-1)				
1	2/2	-/- STANFORD	ESPN	W, 90-84 ot
4	2/2	-/- WOFFORD	JTV/ESPN+	W, 72-47
8	2/2	-/- NEW MEXICO STATE*	ESPN2	W, 63-60
15	1/1	17/16 VILLANOVA	ESPN	W, 74-71
18	1/1	-/- SOUTH DAKOTA	JTV/ESPN+	W, 89-53
22	1/1	18/19 at Arizona State	ESPN2	L, 76-80
29	5/5	-/- EASTERN MICHIGAN	JTV/ESPN+	W, 87-63
JANUARY (5-4)				
2	5/6	23/25 OKLAHOMA*	ESPN2	W, 70-63
5	5/6	rv/rv at Iowa State*	ESPN2	L, 60-77
9	7/9	25/rv TCU*	ESPN2	W, 77-68
12	7/9	-/- at Baylor*	ESPN	W, 73-68
14	7/8	-/- TEXAS*	ESPN	W, 80-78
19	7/8	-/- at West Virginia*	ESPN	L, 64-65
21	9/10	24/25 IOWA STATE*	ESPN	W, 80-76
26	9/10	8/9 at Kentucky<	ESPN	L, 63-71
29	11/12	-/- at Texas*	ESPN	L, 63-73
FEBRUARY (5-2)				
2	11/12	16/15 TEXAS TECH*	CBS	W, 79-63
5	13/14	rv/rv at Kansas State*	ESPN	L, 67-74
9	13/14	-/- OKLAHOMA STATE*	ESPN	W, 84-72
11	14/14	rv/- at TCU*	ESPN	W, 82-77 ot
16	14/14	-/- WEST VIRGINIA*	ESPN	W, 78-53
23	12/12	14/14 at Texas Tech*	ESPN	L, 62-91
25	15/16	16/15 KANSAS STATE*	ESPN	W, 64-49
MARCH (4-1)				
2	15/16	-/- at Oklahoma State*	CBS	W, 72-67
5	13/14	-/- at Oklahoma*	ESPN2	L, 68-81
9	13/14	rv/rv BAYLOR*	ESPN	W, 78-70
BIG 12 CHAMPIONSHIP - KANSAS CITY, MO.				
14	17/18 (3)	-/(6) vs. Texas	ESPN2	W, 65-57
15	17/18 (3)	-/(10) vs. West Virginia	ESPN2	W, 88-74
16	17/18 (3)	rv/rv(5) vs. Iowa State	ESPN	5 p.m.

All times Central and subject to change

Rank: AP Top 25 / USA Today Coaches' Poll

! State Farm Champions Classic (Indianapolis, Ind.); ~ NIT Season Tip-Off (Campus Round); # NIT Season Tip-Off (Brooklyn, N.Y.); ^ Jayhawk Shootout (Kansas City, Mo.); < SEC/Big 12 Challenge; * Big 12 Conference Game

COMMUNICATIONS

CHRIS THEISEN

Asst. AD for Comm.
c theisen@ku.edu
c 785.331.9356

BRAD GILBERT

Asst. Comm. Director
c brgilbert@ku.edu
c 785.424.4008

GAME #17/18 KANSAS vs IOWA STATE

34

Big 12 Championship • Final
Kansas City, Mo. • Sprint Center (18,972)
Saturday, March 16, 2019 • 5 p.m. (CT)

ESPN

Play-by-Play: Bob Wischusen
Analysts: Fran Fraschilla
Reporter: Holly Rowe
Producer: Scott Gustafson
Director: Mike Roig

JAYHAWK RADIO NETWORK

Radio: IMG Jayhawk Radio Network
Webcast: KUathletics.com/Radio
Play-by-Play: Brian Hanni
Analyst: Greg Gurley
Producer/Engineer: Steve Kincaid

TIP-OFF

- No. 3 seed Kansas (25-8) will face No. 5 seed Iowa State (22-11) in the title game of the 2019 Phillips 66 Big 12 Championship, March 16, at 5 p.m. (Central) on ESPN. KU advanced to the finals with an 88-74 win against No. 10 West Virginia in the semifinals, March 15.
- KU advanced to the finals for the 22nd time in conference postseason tournament play, including the 14th time in the 23-year history of the Big 12. KU is 11-2 in Big 12 tourney title contests, 15-6 all-time. [\(More info on KU in Big 12 Champ. on pg. 11.\)](#)
- Kansas and Iowa State are meeting for the 12th time in conference tournament history, including the sixth time since the Big 12 began in 1996-97. Kansas and Iowa State last met in the 2015 championship game with ISU winning 70-66. Kansas is 6-5 against Iowa State in conference tourney play, including 3-2 in the Big 12 era.
- Kansas is the No. 3 seed for the Big 12 Championship for the third time with the others being in 1999 and 2004. Kansas won the 1999 Big 12 Championship behind Most Outstanding Player Jeff Boschee. In 2004, the Jayhawks lost to Texas in the Big 12 semifinal. This year ended a 10-year run as No. 1 seed for KU.
- Kansas is defending Big 12 tournament champion and has won 15 conference postseason tourney titles and 11 in the Big 12 era, which began in 1996-97. Kansas (11), Iowa State (4), Oklahoma (3) and Oklahoma State (2) are active league members with Big 12 tourney titles.
- Since the Big 12's inception in 1996-97, Kansas 46-11 in the league tournament. KU is 21-3 in its first games, 1-0 in opening-round games, 19-3 in the quarterfinals, 14-6 in semifinals and 11-2 in finals.
- Kansas is 1-1 against Iowa State this season with a 77-60 loss at Ames on Jan. 5 and an 80-76 win in Allen Fieldhouse on Jan. 21. Kansas leads the overall series with Iowa State, 94-17, which includes a 6-5 mark in conference tournaments (3-2 in the Big 12 Championship).

SERIES AT A GLANCE

OVERALL KU LEADS, 182-65
in Big 12 Champ. (Sprint Center) KU leads, 3-2 (1-2)
Last Meeting KU, 80-76 (1.21.19 @ KU)



75.7	POINTS PER GAME >>	77.4
46.5	FG% >>	47.7
35.5	3FG% >>	36.5
70.1	FT% >>	73.1
38.0	<< REBOUNDS PER GAME	35.2
13.4	ASSISTS PER GAME >>	15.3
3.9	BLOCKS PER GAME >>	4.6
6.8	STEALS PER GAME >>	6.9
69.8	SCORING DEFENSE >>	68.4
40.6	<< FG% DEFENSE	42.0
33.5	<< 3FG% DEFENSE	34.2
+2.5	<< REBOUND MARGIN	+0.7
1.0	AST-TO RATIO >>	1.4

LAST GAME STARTERS

11 DOTSON FR • GUARD	5 GRIMES FR • GUARD	30 AGBAJI FR • GUARD	1 LAWSON R-JR • FORWARD	33 McCORMACK FR • FORWARD
MIN 32.4	MIN 26.8	MIN 26.4	MIN 32.5	MIN 10.4
PPG 11.9	PPG 8.3	PPG 8.8	PPG 19.2	PPG 3.7
FG% 47.6%	FG% 38.5%	FG% 44.6%	FG% 49.3%	FG% 60.0%
3FG% 37.2%	3FG% 35.9%	3FG% 30.9%	3FG% 37.5%	REB 2.9
AST 3.6	AST 2.0	REB 4.7	REB 10.4	BLK 0.4

NUMERICAL ROSTER

NO.	NAME	POS.	HT.	WT.	YR.	EXP.	HOMETOWN / HIGH SCHOOL / PREVIOUS SCHOOL
0	Marcus Garrett	G	6-5	195	So.	1L	Dallas, Texas / Skyline HS
1	Dedric Lawson	F	6-9	235	RS-Jr.	TR	Memphis, Tenn. / Hamilton HS / Memphis
2	Charlie Moore	G	5-11	180	RS-So.	TR	Chicago, Ill. / Morgan Park HS / California
5	Quentin Grimes	G	6-5	210	Fr.	HS	The Woodlands, Texas / College Park HS
10	Elijah Elliott	G	6-3	185	Fr.	HS	Southlake, Texas / Carroll Senior HS
11	Devon Dotson	G	6-2	185	Fr.	HS	Charlotte, N.C. / Providence Day School
12	Chris Teahan	G	6-4	195	So.	1L	Leawood, Kan. / Rockhurst HS
13	K.J. Lawson	G	6-8	210	RS-So.	TR	Memphis, Tenn. / Hamilton HS / Memphis
20	Garrett Luinstra	G	6-2	155	Fr.	HS	Lawrence, Kan. / Lawrence Free State HS
22	Silvio De Sousa	F	6-9	245	So.	1L	Luanda, Angola / IMG Academy [Fla.]
24	Lagerald Vick	G	6-5	190	Sr.	3L	Memphis, Tenn. / Douglass HS
30	Ochai Agbaji	G	6-5	210	Fr.	HS	Kansas City, Mo. / Oak Park HS
33	David McCormack	F	6-10	265	Fr.	HS	Norfolk, Va. / Oak Hill Academy
35	Udoka Azubuike	C	7-0	270	Jr.	2L	Delta, Nigeria / Potter's House Christian Academy [Fla.]
44	Mitch Lightfoot	F	6-8	225	Jr.	2L	Gilbert, Ariz. / Gilbert Christian HS

COACHING STAFF

NAME	POSITION // YEAR AT KU	ALMA MATER // YEAR
Bill Self	Head Coach // 16th	Oklahoma State // 1985
Kurtis Townsend	Assistant Coach // 15th	Western Kentucky // 1982
Norm Roberts	Assistant Coach // 8th	Queens College // 1987
Jerrance Howard	Assistant Coach // 6th	Illinois // 2004
Brennan Bechard	Dir. of Operations // 8th	Kansas // 2009
Fred Quartlebaum	Dir. of S-A Development // 5th	Fordham // 1989
Jeremy Case	Video Coordinator // 4th	Kansas // 2005

PRONUNCIATIONS

Udoka Azubuike.....you-DOE-kuh az-uh-BOO-kee
 Silvio De Sousa.....deh-SOE-suh
 Devon Dotson.....DEH-vawn
 Dedric Lawson.....DEE-drik
 Garrett Luinstra.....loo-IN-struh
 Ochai Agbaji.....OCH-eye uh-BAH-gée

RADIO/TV ROSTER



0 **MARCUS GARRETT**
So. · G · 6-5 · 195
Dallas, Texas




1 **DEDRIC LAWSON**
R-Jr. · F · 6-9 · 235
Memphis, Tenn.



2 **CHARLIE MOORE**
R-So. · G · 5-11 · 180
Chicago, Ill.



5 **QUENTIN GRIMES**
Fr. · G · 6-5 · 210
The Woodlands, Texas



10 **ELIJAH ELLIOTT**
Fr. · G · 6-3 · 185
Southlake, Texas




11 **DEVON DOTSON**
Fr. · G · 6-2 · 185
Charlotte, N.C.



12 **CHRIS TEAHAN**
So. · G · 6-4 · 195
Leawood, Kan.



13 **K.J. LAWSON**
R-So. · G · 6-8 · 210
Memphis, Tenn.



20 **GARRETT LUINSTRA**
Fr. · G · 6-2 · 155
Lawrence, Kan.



22 **SILVIO DE SOUSA**
So. · F · 6-9 · 245
Luanda, Angola



24 **LAGERALD VICK**
Sr. · G · 6-5 · 190
Memphis, Tenn.



30 **OCHAI AGBAJI**
Fr. · G · 6-5 · 210
Kansas City, Mo.



33 **DAVID MCCORMACK**
Fr. · F · 6-10 · 265
Norfolk, Va.



35 **UDOKA AZUBUIKE**
Jr. · C · 7-0 · 270
Delta, Nigeria



44 **MITCH LIGHTFOOT**
Jr. · F · 6-8 · 225
Gilbert, Ariz.



BILL SELF
Head Coach
16th Season



KURTIS TOWNSEND
Assistant Coach
15th Season



NORM ROBERTS
Assistant Coach
Eighth Season



JERRANCE HOWARD
Assistant Coach
Sixth Season



BRENNAN BECHARD
Director of Operations
Eighth Season



FRED QUARTLEBAUM
Dir. of S-A Development
Fifth Season

IOWA STATE CYCLONES

NO.	NAME	POS.	HT.	WT.	CL.	HOMETOWN / PREVIOUS SCHOOL(S)
0	Zion Griffin	F	6-6	205	Fr.	Darien, Ill. / Hinsdale South
1	Nick Weiler-Babb	G	6-5	205	Sr.	Arlington, Texas / Arlington Martin
2	Cameron Lard	F	6-9	245	So.	Natchitoches, La. / Pro Vision Academy
3	Marial Shayok	G	6-6	198	R-Sr.	Ottawa, Ontario / Blair Academy
4	George Condit IV	F	6-10	216	Fr.	Chicago, Ill. / Corliss
5	Lindell Wigginton	G	6-2	189	So.	Dartmouth, Nova Scotia / Oak Hill Academy
10	Nate Schuster	G	6-4	185	Fr.	Menomonee Falls, Wis. / Menomonee Falls
11	Talen Horton-Tucker	G	6-4	233	Fr.	Chicago, Ill. / Simeon
12	Michael Jacobson	F	6-9	230	R-Jr.	Waukegan, Iowa / Waukegan
13	Prentiss Nixon	G	6-2	189	Sr.	Bolingbrook, Ill. / Bolingbrook
15	Carter Boothe	G	6-0	193	Fr.	Leon, Iowa / Central Decatur
22	Tyrese Haliburton	G	6-5	172	Fr.	Oshkosh, Wis. / North
23	Zoran Talley Jr.	F	6-7	198	Sr.	Merrillville, Ind. / Merrillville / Don Bosco
24	Terrence Lewis	G	6-6	203	So.	Milwaukee, Wis. / Riverside
25	Eric Steyer	G	6-5	170	R-Fr.	Ames, Iowa / Ames
33	Solomon Young	F	6-8	243	Jr.	Sacramento, Calif. / Sacramento

Head Coach: Steve Prohm (Alabama '97)

Assistant Coaches: James Kane, Daniyal Robinson, William Small

ABOUT KANSAS

Ranked No. 17/18 nationally, Kansas is 25-8 overall and finished 12-6 in Big 12 play. In all games, Kansas ranks in the top three in the Big 12 in scoring offense (second at 75.7), field goal percentage (third at 46.5) and field goal percentage defense (third at 40.6). KU has a +2.5 rebound margin and also averages 7.4 3-pointers made, 13.4 assists, 6.8 steals and 3.9 blocked shots per game. Through two Big 12 Championship games, KU is averaging 76.5 points, with a +11.0 scoring margin, a +9.5 rebound margin and 13.5 assists, 7.0 steals and 6.0 blocked shots in its two victories.

Redshirt-junior F Detric Lawson is coming off his 16th 20-point effort of the season after his 24 points, with eight rebounds against West Virginia (3/15). Lawson leads the Big 12 in scoring at 19.2 ppg, rebounding at 10.4 rpg and with 20 double-doubles. The Big 12 Newcomer of the Year and All-Big 12 First Team selection, Detric Lawson is the only player in the league averaging a double-double. A three-time Big 12 Player of the Week (11/12, 11/26, 12/26) and five-time league newcomer of the week (12/3, 12/17, 1/14, 1/28, 2/11), Lawson leads KU with 35 blocked shots and his 1.1 blocks per game are sixth in the conference. Lawson is 10th in the Big 12 with a 49.3 field goal percentage.

Freshman G Devon Dotson is averaging 15.0 points, 5.0 assists and 4.5 rebounds in the Big 12 Championship. He averaged 12.3 ppg, 3.9 rpg, 3.8 apg and 1.3 spg in Big 12 play. An All-Big 12 Third Team honoree, Dotson ranks 16th in the Big 12 in scoring (11.9), sixth in assists (3.6), 13th in field goal percentage (47.6), ninth in steals (1.3) and eighth in assist-to-turnover ratio (1.5).

Freshman G Ochai Agbaji has seven games of 10 or more points, including three 20-point efforts. Agbaji has five games with multiple 3-pointers. Agbaji pulled his redshirt prior to the TCU game (1/9) and averages 8.8 points and 4.7 rebounds per contest.

Freshman G Quentin Grimes is averaging 15.0 points, 6.0 rebounds, 3.5 assists and 2.5 steals with six 3-pointers made in the two Big 12 Championship contests. His 18 points against West Virginia (3/15) were his third most this season. He is 17-for-35 (48.6 percent) from 3-point range in his last six contests, including a 5-for-8 effort from beyond the arc against WVU (3/15). Grimes is second on the team with 51 3-pointers made this season. He averages 8.3 points and 2.6 rebounds per contest.

Sophomore G Marcus Garrett scored 11 points against West Virginia (3/15) with five rebounds. He pulled down a season-high eight rebounds with five points against Texas (3/14) in the Big 12 quarterfinals. Garrett ranks fourth in the Big 12 with 1.5 steals per game. He scored 8.8 points in Big 12 play and overall averages 7.3 points and 3.8 rebounds and has 53 assists.

Other KU regulars include freshman F David McCormack (3.7 ppg, 2.9 rpg), redshirt-sophomore G Charlie Moore (3.0 ppg, 1.9 rpg), redshirt-sophomore G K.J. Lawson (2.9 ppg, 1.9 rpg), and junior F Mitch Lightfoot (2.5 ppg, 2.8 rpg). McCormack has

started each of the last 10 games and is averaging 10.0 ppg and a team-leading 8.5 rpg in the Big 12 Championship. He is 8-for-10 from the field in the tourney and has averaged 12.5 points and 6.8 rebounds in his last four contests and is 22-for-30 (73.3 percent) from the field in that span.

THE SERIES

Kansas leads the all-time series with Iowa State, 182-65, dating back to 1908. The two teams split this season with ISU winning 77-60 on Jan. 5 in Ames and KU winning 80-76 on Jan. 21 in Allen Fieldhouse. Kansas holds a slim 6-4 series edge in the last 10 meetings. Iowa State won two of those contests in the Big 12 Championship (88-73 in the 2014 semifinals and 70-66 in the 2015 title game). Prior to the recent closeness in the series, KU posted an 18-1 record versus the Cyclones from 2006 until 2014.

Since the inception of the Big 12, Kansas is 37-14 against Iowa State with a 34-12 record in regular-season play and a 3-2 mark in the Big 12 Championship. KU head coach Bill Self is 27-9 all-time versus Iowa State, including 26-9 while at KU, while ISU's Steve Prohm is 3-5 against Kansas. Eight of the last 12 meetings have been decided by seven points or less and six of those by five points or fewer.

A KANSAS WIN WOULD...

Make Kansas 26-8 give KU 26 victories for the fifth-straight season and 12th time in the 16-seasons under head coach Bill Self ... Give Kansas its 12th Big 12 Championship title and its 16th all-time postseason conference tournament title ... Make Kansas 12-2 in Big 12 Championship title games, 16-6 in all-time conference tourney championship games ... Make KU 6-0 in neutral-site games this season and 16-1 over the last two seasons ... Improve Kansas to 77-27 in league tournament play and 47-11 at the Big 12 Championship ... Make Kansas 42-9 all-time in Sprint Center, including 4-0 this season ... Make the Kansas-Iowa State series 183-65 in favor of the Jayhawks, including 7-5 in conference tournament meetings, 4-2 in the Big 12 Championship ... Make Bill Self 473-104 while at Kansas, 680-209 overall, 28-9 all-time versus Iowa State (27-9 while at KU) and 42-12 all-time in conference tournaments (33-7 while at KU) ... Make Kansas 2,274-857 all-time.

A KANSAS LOSS WOULD...

Make Kansas 25-9 ... Make Kansas 15-7 all-time in conference tournament finals, including 11-3 in Big 12 Championship title contests ... Hand KU its first neutral-site loss this season (5-1) and just its second neutral site loss in 17 games (15-2) over the last two seasons ... Drop Kansas to 76-28 in league tournament play, including 46-12 in the Big 12 Championship ... Make Kansas 41-10 all-time in Sprint Center, including 3-1 this season ... Make the Kansas-Iowa State series 182-66 in favor of the Jayhawks, including 6-6 in conference tournament play, 3-3 in Big 12 Championship meetings ... Make Bill Self 472-105 while at Kansas, 679-210 overall, 27-10 all-time versus Iowa State (26-10 while at KU) and 41-13 all-time in conference tournaments (32-8 while at KU) ... Make Kansas 2,273-858 all-time.

2018-19 QUICK FACTS

GENERAL INFORMATION

Location	Lawrence, Kan.
Enrollment	28,510
Founded	1866
Nickname	Jayhawks
School Colors	Crimson (Pantone 186) and Blue (Pantone 293)
Conference	Big 12
Chancellor	Douglas A. Girod
Athletics Director	Jeff Long
Deputy Athletics Director (MBB)	Sean Lester
Athletics Website	www.KUAthletics.com
Ticket Office Phone	1.800.34.HAWKS (42957)

HISTORY

Seasons of Basketball	121st
First Season	1888-89
All-Time Record (Win %)	2,273-857 (.726)
Conference Regular-Season Titles (last)	61 (2018)
Conference Postseason Tourn. Titles (last)	15 (2018)
NCAA Tournament Appearances (last)	47 (2018)
NCAA Tournament Record	107-46
Consecutive NCAA Appearances	29 (1990-pres.)
NCAA Final Four Appearances (last)	15 (2018)
NIT Appearances (last)	2 (1969)

ALLEN FIELDHOUSE

Year Opened (Seasons)	1955 (64th season)
Capacity	16,300
Consecutive Sellouts	291 games (Since 2001-02)
All-Time Record (Win %)	788-113 (.875)
Record under Bill Self (Win %)	.250-13 (.951)

COACHING STAFF

Head Coach	Bill Self (Oklahoma State, '85)
Record at KU	472-104 (16th season)
Overall Record	679-209 (26th season)
Assistant Coach	Kurtis Townsend (W. Kentucky, '82)
	15th season
Assistant Coach	Norm Roberts (Queens College, '87)
	Eighth season
Assistant Coach	Jerrance Howard (Illinois, '04)
	Sixth season

2017-18 REVIEW

Overall Record	31-8 (.795)
Big 12 Record (Finish)	13-5 (1st)
Home Record	14-4 (14-3 in AFH)
Road Record	7-3
Neutral Record	10-1
Big 12 Championship	No. 1 Seed / Champion vs. WVU - W, 81-70
NCAA Tournament	No. 1 Seed / Final Four vs. Villanova - L, 79-95
Associated Press Poll Ranking (final)	4
USA TODAY Coaches' Poll Ranking (final)	3

2018-19 TEAM INFORMATION

Letterwinners Returning / Lost	6 / 6
Starters Returning / Lost	2 / 3
Newcomers	9
Fr / So / Jr / Sr	5 / 5 / 3 / 1

COMMUNICATIONS

Chris Theisen	Assistant AD Communications (MBB)
Phone	785.331.9356
Email	theisen@ku.edu
Brad Gilbert	Asst. Communications Director (MBB)
Phone	785.424.4008
Email	rbgilbert@ku.edu
Mailing Address	Kansas Athletics Communications 1651 Naismith Drive, Parrott 1400 Lawrence, KS 66045-4069
Main Office Phone	785.864.3417
Twitter/Instagram	@KUHoops
Facebook	/KansasBasketball
Hashtags	#KUball #RockChalk #PayHeed

2018-19 MEDIA INFORMATION

Weekly Press Conference

Bill Self will conduct press conferences throughout the season. Media members should contact the communications office for accurate dates and times. Video of the press conference will stream live on *ESPN+*. Remaining schedule: March 17.

JAYHAWK IMG RADIO NETWORK AFFILIATES

Abilene/Salina	KDJM-101.7 FM
Coffeyville	KGGF-104.1 FM
Concordia	KNCK-94.9 FM
Dodge City	KGNO-1370 AM
Emporia	KVOE-1400 AM
Fort Scott	KMDO-1400 AM
Fort Scott	KOMB-103.9 FM
Garden City	KBUF-1030 AM
Glen Elder	KZDY-96.3 FM
Goodland/Colby	KWGB-97.9 FM
Great Bend/Larned	KBGL-106.9 FM
Hays	KAYS-1400 AM
Hutchinson	KSKU-94.7 FM
Iola	KIOL-1370 AM
Kansas City	KCTE-1510 AM
Kansas City	KCTE-99.3 FM
Kansas City	WHB-810 AM
Lawrence (Flagship)	KLWN-1320 AM
Lawrence (Flagship)	KKSW-105.9 FM
Liberal	KSCB-1270 AM
Marysville	KNDY-95.5 FM
Parsons	KLKC-1540 AM
Parsons	KLKC-93.5 FM
Phillipsburg	KKAN-1490 AM
Phillipsburg	KQMA-92.5 FM
Russell	KRSL-95.9 FM
Topeka	KMAJ-1440 AM
Topeka	KWIC 99.3 FM
Wellington	KLEY-100.3 FM
Wichita	KFH-1240 AM
Wichita	KFH-97.5 FM

ASSOCIATED PRESS (AP)

MARCH 11, 2019

RANK	SCHOOL (FIRST PLACE VOTES)	RECORD	POINTS
1	Gonzaga (41)	29-2	1,572
2	Virginia (23)	28-2	1,559
3	North Carolina	26-5	1,474
4	Kentucky	26-5	1,373
5	Duke	26-5	1,298
6	Michigan State	25-6	1,226
7	Texas Tech	26-5	1,211
8	Tennessee	27-4	1,200
9	LSU	26-5	1,089
10	Michigan	26-5	1,041
11	Houston	29-2	963
12	Florida State	25-6	856
13	Purdue	23-8	831
14	Nevada	28-3	684
15	Kansas State	24-7	680
16	Virginia Tech	23-7	625
17	KANSAS	23-8	602
18	Buffalo	28-3	539
19	Wisconsin	22-9	466
20	Wofford	28-4	387
21	Maryland	22-9	319
22	Auburn	22-9	268
23	Marquette	23-8	109
24	Cincinnati	25-6	108
25	Villanova	22-9	80

OTHERS RECEIVING VOTES: UCF 62, VCU 53, Mississippi State 37, Utah State 34, **New Mexico State 16**, Louisville 11, Murray State 11, **Iowa State 8**, Temple 4, Clemson 3, Liberty 1

USA TODAY (COACHES)

MARCH 11, 2019

RANK	SCHOOL (FIRST PLACE VOTES)	RECORD	POINTS
1	Gonzaga	29-2	796
2	Virginia	28-2	772
3	North Carolina	26-5	735
4	Kentucky	26-5	684
5	Duke	26-5	632
6	Texas Tech	26-5	610
7	Michigan State	25-6	590
8	Tennessee	27-4	557
9	Louisiana State	26-5	515
10	Houston	29-2	496
11	Michigan	26-5	494
12	Purdue	23-8	471
13	Florida State	25-6	426
14	Kansas State	24-7	406
15	Virginia Tech	23-7	304
16	Buffalo	28-3	289
17	Nevada	28-3	277
18	KANSAS	23-8	267
19	Wisconsin	22-9	246
20	Wofford	28-4	191
21	Maryland	22-9	136
22	Marquette	23-8	105
23	Cincinnati	25-6	104
24	Auburn	22-9	76
25	Villanova	22-9	65

OTHERS RECEIVING VOTES: Central Florida 27, Mississippi State 26, VCU 21, Utah State 19, Hofstra 13, Washington 11, **Arizona State 11**, Murray State 10, **Iowa State 8**, Louisville 3, Seton Hall 3, Liberty 2, **Baylor 1**, UC Irvine 1

WEEK-BY-WEEK RANKINGS

WEEK	AP	COACHES	NCAA NET
Preseason	1 (37)	1 (14)	-
Nov. 12	2 (14)	-	-
Nov. 19	2 (7)	2	-
Nov. 26	2 (31)	2 (15)	11
Dec. 3	2 (19)	2 (10)	14
Dec. 10	1 (57)	1 (26)	6
Dec. 17	1 (56)	1 (27)	5
Dec. 24	5 (4)	5 (2)	16
Dec. 31	5 (4)	6	15
Jan. 7	7	9	16
Jan. 14	7	8	12
Jan. 21	9	10	19
Jan. 28	11	12	16
Feb. 4	13	14	17
Feb. 11	14	14	18
Feb. 18	12	12	18
Feb. 25	15	16	20
March 4	13	14	16
March 11	17	18	20
March 18			

() - First place votes in parenthesis

RANKINGS BREAKDOWN

	AP	COACHES
Weeks in Top 25	769 (284)	541 (297)
Weeks in Top 10	552 (210)	426 (223)
Weeks in Top 5	336 (130)	288 (142)
Weeks at No. 1	69 (29)	61 (30)
Most Consecutive Weeks in Top 25	199* (199*)	207* (207*)
Most Consecutive Weeks at No. 1	15 (9)	15 (9)
W-L vs Top 25	229-193 (98-48)	-
Home vs Top 25	90-47 (44-6)	-
Away vs Top 25	52-76 (23-21)	-
Neutral vs Top 25	87-70 (30-21)	-
W-L vs Top 10	100-107 (40-20)	-
Home vs Top 10	34-31 (14-2)	-
Away vs Top 10	21-36 (10-6)	-
Neutral vs Top 10	45-41 (16-12)	-

() - Bill Self era in parenthesis

* - Current Streak - longest active in the NCAA

2018-19 BIG 12 STANDINGS (AS OF 3.15.19)

Team	BIG 12							OVERALL						
	Record	Pct	Home	Away	Neutral	Streak	Record	Pct	Home	Away	Neutral	Streak		
Texas Tech	14-4	.778	8-1	6-3	0-0	W9	26-6	.813	17-1	6-3	3-2	L1		
Kansas State	14-4	.778	7-2	7-2	0-0	W3	25-8	.758	15-2	7-5	3-1	L1		
KANSAS	12-6	.667	9-0	3-6	0-0	W1	25-8	.758	17-0	3-8	5-0	W3		
Baylor	10-8	.556	6-3	4-5	0-0	L3	19-13	.594	13-5	5-6	1-2	L4		
Iowa State	9-9	.500	5-4	4-5	0-0	L3	22-11	.667	12-4	6-6	4-1	W2		
Texas	8-10	.444	6-3	2-7	0-0	L2	16-16	.500	12-6	2-8	2-2	L3		
TCU	7-11	.389	5-4	2-7	0-0	W1	20-13	.606	12-5	4-7	4-1	L1		
Oklahoma	7-11	.389	5-4	2-7	0-0	L1	19-13	.594	11-4	5-7	3-2	L2		
Oklahoma State	5-13	.278	3-6	2-7	0-0	W2	12-20	.375	8-7	2-10	2-3	L1		
West Virginia	4-14	.222	4-5	0-9	0-0	L1	14-20	.412	10-6	0-10	4-4	L1		

LAST TIME OUT

Impressive shooting nights from Dedric Lawson and Quentin Grimes helped push the No. 17/18 Kansas Jayhawks past the West Virginia Mountaineers, 88-74, Friday night in the Phillips 66 Big 12 Championship semifinal contest at Sprint Center. The No. 3-seeded Jayhawks advanced to meet No. 5 seed Iowa State in the tournament final on Saturday, March 16 at 5 p.m. (CT).

Down 30-23 with 6:07, Grimes caught fire from beyond the arc late in the first half and the Jayhawks flipped the momentum before the halftime buzzer sounded. The freshman out of The Woodlands, Texas, hit four triples over the final 4:15 of the opening frame, which included converting on a rare and-one opportunity from deep. Grimes' four-point play gave the lead back to Kansas at 38-36, still with 2:28 before the break.

After a pair of Marcus Garrett lay-ups to keep the Jayhawks' furious finish to the first half going, Grimes rose up from well beyond the arc and swished his fifth 3-pointer of the night just before time expired. The basket capped a 16-4 KU run to close the half and gave Kansas a 48-40 advantage as the two squads headed to the intermission.

The break from action did little to halt the KU momentum. Lawson scored nine points in the six minutes following the restart and aided the Jayhawks to a 16-6 run after coming out of the locker room. The stretch saw KU push its lead to 18 points, going up 64-46 on Garrett's lay-up at the 14:29 mark. Kansas' bench then got into the scoring action as Mitch Lightfoot and Charlie Moore combined for six points during a 9-1 Jayhawk spurt that saw the KU lead reach its largest of the night at 23 points, 75-52, with just over eight minutes to play in regulation.

The Mountaineers made one final push to get back in the game as the No. 10 seed went on a 10-0 run over the next two minutes and slashed the Kansas advantage to 13 points. But Dotson had an answer after a Bill Self timeout. The freshman point guard cut to the rim for a lay-up and kicked off an 11-4 stretch that got KU's lead back to 20 points and handed the final knockout blow to the Mountaineers.

Lawson finished the night with his 16th 20-point scoring effort of the season, posting 24 points on 9-of-13 shooting. Grimes added 18 points which included five 3-pointers, all of which were in the second half. He also pulled down eight rebounds and collected four steals, both of which were season-highs. Dotson contributed 13 points to the KU scoring effort and added six assists and five rebounds in 30 minutes of action.

WEST VIRGINIA LEFTOVERS & NOTABLES

- KU moved to 5-0 in neutral-site games this season and 15-1 over the last two seasons.
- The win improved Kansas to 76-27 in league tournament play and 46-11 at the Big 12 Championship.
- The victory made Kansas 41-9 all-time in Sprint Center, including 3-0 this season.
- The win also made the Kansas-West Virginia series 12-5 in favor of the Jayhawks, including 3-0 in Big 12 Championship history

- Kansas used a 13-2 run to erase a 34-30 deficit into a 43-36 lead with lead.
- Over the final three minutes of the first half and the first 5:30 of the second, KU outscored WVU 32-10 in that span.
- KU went 10-of-10 from the free throw line in the first half marking the first time Kansas has shot 100 percent from the line in a half with a minimum of 10 attempts since Kansas went 13-of-13 against Kansas State in the second half on January 29, 2018.
- West Virginia's one made 3-pointer in the second half was the fewest by a Jayhawk opponent since the Mountaineers made just one in the first half of February 16 contest earlier this season.
- KU's 88 points were the most by the Jayhawks at the Sprint Center since Kansas tallied 98 in a victory over Purdue on March 23, 2017, in the NCAA Tournament. The point total was its most in a Big 12 Championship game since KU defeated Iowa State 88-73 on March 15, 2013.
- Kansas shot 52.4 percent from the field marking the 12th time this season the Jayhawks have shot 50 percent or better. KU is 12-0 in those contests with a 250-9 record in the Self era.
- Redshirt-junior F Dedric Lawson recorded his ninth multiple 3-point field goal game of the season as Lawson went 2-of-3 for the game.
- Freshman G Devon Dotson has 394 points this season, putting him ninth in the Kansas freshman single-season record book as he moved past Darnell Valentine who scored 392 points in 1977-78.
- In Dotson's two games in the Big 12 Championship, has posted an assist-to-turnover ratio of 10:1.
- Dotson's 30 minutes logged moved him past Brandon Rush who tallied 1,047 minutes in 2006 for fifth all-time in minutes played in a single season as a KU freshman. Dotson has now played in 1,070 minutes this season.
- Dotson committed just one turnover on the night marking the eighth straight game he's had five or less turnovers.
- Junior F Mitch Lightfoot blocked three shots in the first half for the second-consecutive game.
- Lightfoot swatted a season-high four shots in 15 minutes played and has eight blocked shots in his last three games.
- Freshman G Quentin Grimes' 5-of-5 clip from 3-point range in the first half matched the most by a Jayhawk in a half this season. Charlie Moore hit five in the second half against South Dakota on December 18, 2018.
- Grimes has made 51 threes on the season as he moved past Sherron Collins who made 47 in 2007, Mario Chalmers who made 48 in 2006, Billy Thomas who hit 49 in 1995 and Brandon Rush who made 50 in 2006 for fifth all-time in threes made in a Kansas single season by a freshman.
- Since the calendar turned to March, Grimes is 14-of-29 from beyond the arc (48.2 percent).
- Sophomore G Marcus Garrett tallied 11 points along with five rebounds and two assists. His 10+ point game marked Garrett's first since he scored 16 against Iowa State on January 21, 2019.



NCAA TOP-150



BIG 12 TOP-10

STATISTIC RANKINGS

(as of 3.10.2019)

	STAT	NCAA	BIG 12
W-L%	.742	39th	3rd
SCORING	75.6	101st	2nd
SCORING DEFENSE	70.1	-	7th
SCORING MARGIN	+5.5	85th	4th
REBOUNDING	37.7	61st	3rd
REBOUNDING DEF.	35.4	-	9th
REBOUNDING MARGIN	+2.0	117th	5th
ASSISTS	13.4	-	6th
ASSIST-TO RATIO	1.0	-	9th
TURNOVER MARGIN	+0.1	-	5th
STEALS	6.8	106th	5th
BLOCKED SHOTS	3.7	128th	7th
FG%	46.4	69th	3rd
FG% DEF.	40.7	30th	3rd
3FG MADE	7.5	-	6th
3FG%	35.5	118th	4th
3FG% DEF.	33.8	148th	6th
FT%	69.5	-	4th

INDIVIDUAL (ALL GAMES)

SCORING

Dedric Lawson	19.1	67th	1st
---------------	------	------	-----

FIELD GOAL PERCENTAGE (MIN. 5 MADE PER GAME)

Dedric Lawson	49.1	127th	3rd
---------------	------	-------	-----

FREE THROWS MADE

Dedric Lawson	147	54th	1st
Devon Dotson	98	-	4th

FREE THROWS ATTEMPTED

Dedric Lawson	183	70th	1st
---------------	-----	------	-----

FREE THROW PERCENTAGE

Dedric Lawson	80.3	-	4th
Devon Dotson	77.8	-	5th

REBOUNDING

Dedric Lawson	10.6	12th	1st
---------------	------	------	-----

DEFENSIVE REBOUNDS

Dedric Lawson	7.5	21st	1st
---------------	-----	------	-----

OFFENSIVE REBOUNDS

Dedric Lawson	3.1	35th	2nd
---------------	-----	------	-----

ASSISTS

Devon Dotson	3.5	-	7th
--------------	-----	---	-----

STEALS

Marcus Garrett	1.6	122nd	4th
----------------	-----	-------	-----

BLOCKS

Dedric Lawson	1.1	-	5th
---------------	-----	---	-----

DOUBLE-DOUBLES

Dedric Lawson	20	7th	1st
---------------	----	-----	-----

2018-19 ACCOLADES

TEAM

NIT Season Tip-Off Champion
 Preseason No. 1 in Associated Press Poll
 Preseason No. 1 in USA TODAY Coaches' Poll
 Preseason No. 1 in Big 12 Conference Coaches' Poll

OCHAI AGBAJI

Big 12 Newcomer of the Week (2.4.19)

UDOKA AZUBUIKE

Academic All-Big 12 First Team
 Kareem Abdul-Jabbar Center of the Year Award Candidate (1 of 20)
 Preseason All-Big 12 Honorable Mention

DEVON DOTSON

USBWA District VI All-District Team (3.12.19)
 All-Big 12 Third Team
 Big 12 All-Freshman Team
 USBWA Wayman Tisdale Freshman of the Week (2.12.19)
 Big 12 Newcomer of the Week (12.31.18)
 Bob Cousy Point Guard of the Year Award Candidate (1 of 20)

MARCUS GARRETT

Big 12 All-Defensive Team

QUENTIN GRIMES

Big 12 Newcomer of the Week (11.12.18)
 Wooden Award Preseason Watch List (1 of 50)
 Naismith Trophy Watch List (1 of 50)
 Jerry West Shooting Guard of the Year Candidate (1 of 20)
 Preseason Big 12 Freshman of the Year
 Preseason All-Big 12 Honorable Mention

DEDRIC LAWSON

Sports Illustrated Third Team All-American (3.13.19)
 USBWA District VI Player of the Year (3.12.19)
Sporting News Second Team All-American (3.11.19)
 Big 12 Newcomer of the Year
 All-Big 12 First Team
 Big 12 All-Newcomer Team
 Karl Malone Power Forward of the Year Award Finalist (1 of 5)
 Naismith Trophy Semifinalist (1 of 10)
 Naismith Trophy Midseason Team (1 of 30)
 co-Big 12 Newcomer of the Week (2.11.19)
 Karl Malone Power Forward of the Year Award Watch List (1 of 10)
 Oscar Robertson Trophy Final Midseason Watch List (1 of 12)
 Wooden Award Late Season Watch List (1 of 20)
 co-Big 12 Newcomer of the Week (1.28.19)
Sporting News Midseason First Team All-American (1.15.19)
 Big 12 Newcomer of the Week (1.14.19)
 Wooden Award Midseason Watch List (1 of 25)
 Big 12 Player of the Week (12.26.18)
 Oscar Robertson Trophy Midseason Watch List (12.21.18)
 Big 12 Newcomer of the Week (12.17.18)
 Big 12 Newcomer of the Week (12.3.18)
 Big 12 Player of the Week (11.26.18)
 NIT Season Tip-Off MVP & All-Tournament Team
 Big 12 Player of the Week (11.12.18)
 Wooden Award Preseason Watch List (1 of 50)
 NABC Player of the Year candidate (1 of 20)
 Naismith Trophy Watch List (1 of 50)
 Preseason Associated Press All-America
 Karl Malone Power Forward of the Year Award Candidate (1 of 20)
 Preseason All-Big 12 First Team

CHARLIE MOORE

Academic All-Big 12 First Team

LAGERALD VICK

Big 12 Player of the Week (12.3.18)
 NIT Season Tip-Off All-Tournament Team
 Big 12 Player of the Week (11.19.18)

KANSAS AT THE PHILLIPS 66 BIG 12 CHAMPIONSHIP

- KU's 11 Big 12 Championship titles are more than any other school in the league. Iowa State is second with four titles, while Oklahoma (3) and Oklahoma State (2) are the only other current schools to have won a Big 12 tourney. Kansas won the first three events 1997-98-99, then the 2006-07-08-10-11-13-16-18 titles. KU is 11-2 in tourney title games, having only lost the 2002 title to Oklahoma and the 2015 title to Iowa State.
- Kansas is the only team to have won at least 40 games in the Big 12 Championship. The Jayhawks are 46-11 (80.7 percent) in the event. Texas (26-23, 53.1), Oklahoma State (23-20, 53.5) and Oklahoma (22-20, 52.4 percent) are the only other schools above .500 in the event.
- With a 32-7 (82.1 percent) record, KU head coach Bill Self has the highest winning percentage in Big 12 Championship history with more than one tournament (Frank Haith went 3-0 at Missouri in 2012).
- Kansas has been the No. 1 seed 15 times (1997-98-2002-03-07-09-10-11-12-13-14-15-16-17-18), No. 2 seed four times (2001-05-06-08), No. 3 seed three times (1999-2004-19) and was the No. 5 seed in 2000.
- Kansas has won 21 of its 23 first games in the Big 12 Championship with the 2009 loss to Baylor and 2017 loss to TCU being the only blemishes. The Jayhawks are 1-0 in opening-round games and 20-3 in quarterfinal contests. In 2000 KU was the No. 5 seed, won its first game and lost in the quarterfinals. All of KU's other first games were in the quarterfinals.
- Including 2019, KU has reached the semifinals in 20 of the 23 Big 12 Championships. The Jayhawks did not reach the 2000, 2009 or 2017 semis.
- Kansas has won eight of its 11 Big 12 titles as the No. 1 seed – 1997, 1998, 2007, 2010, 2011, 2013, 2016 and 2018. KU was the No. 3 seed in its 1999 title run and the No. 2 seed in 2006 and 2008. The lowest seed to win the event was a No. 4 seed Iowa State in 2017.
- Kansas has had 46 conference championship all-tournament selections, including 29 in the 22-year history of the Big 12 Championship. Last year, Malik Newman was Most Outstanding Player of the event.

KANSAS IN KANSAS CITY

Kansas City has been a second home for KU over the years. The Jayhawks' first-ever game -- a 16-5 loss to Kansas City YMCA on Feb. 3, 1899 -- was played in Kansas City. The March 16, 2019, Big 12 Championship title game will mark KU's 311th all-time game played in Kansas City, and its 51st in Sprint Center. Excluding exhibition contests, KU is 41-9 in Sprint Center including winning the 2008, 2010, 2011, 2013, 2016 and 2018 Big 12 Championships in the venue and the 2012 and 2016 CBE Hall of Fame Classics.

MORE ON THE JAYHAWKS IN KANSAS CITY

- Beginning in 1984-85, Kansas has played at least one regular-season game, be it in a tournament or a home contest, in Kansas City in 30 of the last 33 seasons. KU only missed 1987-88, 1990-91 and 1996-97 and in those seasons the Jayhawks played league tournament or NCAA Tournament postseason games in KC.
- KU is 227-83 in games played in Kansas City.

- KU played 106 games in Kemper Arena with an 81-25 record. Kansas went 26-4 in Kemper Arena from 1997 until 2006, when it played its last game in the venue. Included in that run were Big 12 Championship titles in 1997, 1998 and 1999.
- Kemper Arena was the host of the 1988 NCAA Final Four when the Jayhawks won the national championship.
- Kansas has won a mind-boggling 27 conference tournaments (13 holiday conference tourneys and 14 postseason league titles) with 25 of those in Kansas City. The lone two titles not in KC were in 2006 in Dallas and 2007 in Oklahoma City.

KANSAS CONFERENCE TOURNAMENT TITLES IN KC

Municipal Auditorium (Conference Holiday Tournament) – 1951, 1953, 1956, 1957, 1962, 1964, 1965, 1966, 1968, 1970
Kemper Arena (*Big Eight Holiday Tournament) – *1974, *1977, *1978, 1981, 1984, 1986, 1992, 1997, 1998, 1999, 2006, 2007
Sprint Center – 2008, 2010, 2013, 2016, 2018

KANSAS IN SPRINT CENTER

In the 11-plus seasons since its opening, Sprint Center has been a welcome site for Kansas basketball, with the Jayhawks holding a 41-9 record in the venue. Below is a breakdown of how KU has fared in the venue. Not included are three exhibition victories for KU, two versus Canada while prepping for the 2015 World University Games, and an October 2017 fundraising win against Missouri.

KANSAS AT SPRINT CENTER YEAR-BY-YEAR

SEASON	RECORD	NOTES
2007-08	4-0	Big 12 Champ. Title
2008-09	1-2	
2009-10	4-0	Big 12 Champ. Title
2010-11	4-0	Big 12 Champ. Title
2011-12	1-2	
2012-13	8-0	CBE Title, Big 12 Title, NCAA 1st/2nd
2013-14	2-1	
2014-15	3-1	Big 12 Champ. Finalist
2015-16	4-0	Big 12 Champ. Finalist
2016-17	4-2	CBE Classic Title
2017-18	3-1	Big 12 Champ. Title
2018-19	3-0	
Overall	41-9	82.0 winning %

TRIO OF JAYHAWKS EARN ALL-BIG 12 HONORS

Highlighted by Big 12 Newcomer of the Year Dedric Lawson, Kansas is well represented on the men's basketball 2018-19 All-Big 12 Team selected by the conference coaches, the league announced March 10.

Lawson was selected the Big 12 Newcomer of the Year and a unanimous selection for All-Big 12 First Team. The redshirt-junior forward was joined on the all-league team by KU guard Devon Dotson, who was third team honoree and also selected to the Big 12 All-Freshman Team. Sophomore Marcus Garrett was named to the Big 12 All-Defensive Team. Coaches were not allowed to vote for players from their own team.

Lawson is the second-consecutive Jayhawk to be named Big 12

UP NEXT



NCAA SELECTION SUNDAY

Sunday, March 17, 2019
 5 p.m. CT • CBS

Kansas will learn its NCAA Tournament fate on Sunday, March 17. CBS will televise the selections from 5-6 p.m. (CT). Kansas will be making its 48th NCAA Tournament appearance, including its NCAA record 30th in a row, a streak which started in 1990.

THIS DAY IN KANSAS BASKETBALL HISTORY

MARCH

16

Kansas is 13-3 all-time in games on March 16

March 16, 2007: No. 1 seed Kansas advanced to the second round of the NCAA Tournament defeating Niagara, 107-67, at the United Center in Chicago. Sophomore Mario Chalmers sparked the victory with a team-high 19 points, while sophomore Julian Wright posted a double-double with 10 points and 10 rebounds. As a team, the Jayhawks shot 54 percent (40-of-74) and 11 different KU players scored in the victory. Kansas went on to top Kentucky and Southern Illinois in the ensuing rounds of the NCAA Tournament before falling to No. 2-seed UCLA in the Elite Eight in San Jose. KU finished the season at 31-7 with titles in both the Big 12's regular-season and tournament.

Newcomer of the Year as Malik Newman earned the honor in 2017-18. Dating back to the Big Eight Conference, Lawson is the 10th Kansas player to be named its conference's newcomer of the year.

In the 23-year history of the conference, Kansas lays claim to a league-best 119 All-Big 12 selections which includes first-, second-, third-, honorable mention, all-defensive, all-freshman and all-newcomer team honorees. Texas is second with 94. Lawson gives Kansas a first-team selection for the 19th-consecutive season and the 21st time in the history of the league. Kansas has 22 All-Big 12 First Team choices in the 16 seasons under head coach Bill Self.

LOOKING BACK AT "THE STREAK"

With Kansas failing to win this season's Big 12 regular-season title, it will bring an end to one of the more remarkable streaks in the history of collegiate basketball. From 2005-18, the Jayhawks won or shared 14-consecutive league titles, a mark which topped UCLA's previous collegiate record of 13-straight league championships. Here are some "nuggets" from Kansas' NCAA record 14-straight conference titles:

- Kansas won the title outright 10 times and shared it four times (2005, 2006, 2008 and 2013). Overall, Kansas has won 18 of the 23 Big 12 regular-season titles (78.2 percent), with those four seasons being the only ties. Texas is second with three titles (13.0 percent), Iowa State third with two, while Kansas State, Oklahoma and Oklahoma State have one each.
- In the 14-year streak, including the four ties and the two-game edge in 2018, Kansas won the Big 12 regular-season title by an average of 1.4 games. Twice, in 2009-10 and 2016-17, Kansas won the Big 12 regular-season title by four games.
- In the 14-year streak, 89 Jayhawks saw action during conference play, helping contribute to the run of titles. That list includes five players on this season's roster: Udoka Azubuike, Silvio De Sousa, Mitch Lightfoot, Lagerald Vick and Chris Teahan.
- In Kansas' national championship season, 2007-08, the Jayhawks won the fourth of the 14-straight Big 12 Conference titles.
- Matt Kleinmann, Landen Lucas, Brady Morningstar, Travis Releford, Tyler Self, Jamari Traylor, Conner Teahan and Jeff Withey each won five Big 12 regular-season titles, as they were redshirts during their KU careers. Teahan is the only KU player in the streak to have been on two Final Four teams in 2008 and 2012.
- In 2005, George W. Bush was beginning his second term as the 43rd President of the United States. Barrack Obama, the 44th President, would serve two terms and current Commander-in-Chief, Donald Trump, the 45th President, giving the streak three sitting U.S. commanders.
- The last time Kansas failed to claim the regular-season Big 12 title (2004), Facebook was less than a year old, Twitter had not yet been launched, current KU football coach Les Miles was at the helm at Oklahoma State and current KU freshman guard Ochai Agbaji was three years old.

KU NAVIGATING THE TOUGHEST SLATE IN THE NCAA

The NCAA Evaluation Tool ("NET") has shown that, not only have the Jayhawks endured the strongest schedule in the nation, but have tallied some of the more impressive wins among the 353 teams in Division I. Kansas's strength of schedule ranks No. 1 in the latest NET breakdown (March 10), with the Jayhawks playing opponents that have an average NET ranking of 60th, a figure that leads the nation.

The Jayhawks have also collected some impressive wins during this gauntlet of a schedule, claiming 10 wins against teams in "Quadrant 1" (Home 1-30, Neutral 1-50, Away 1-75). KU is one of only four teams in the nation with double-figure Quad 1 wins (Michigan State - 11, Virginia - 10, Kentucky - 10).

TOP-5 STRENGTH OF SCHEDULE RANKINGS

SOS	TEAM	AVG OPP. NET (RNK)	QUAD 1 RECORD
1	KANSAS	58 (1st)	10-7
2	Duke	85 (13th)	8-4
3	Louisville	91 (30th)	4-10
4	North Carolina	87 (19th)	9-5
5	Penn St.	74 (6th)	3-12

LAWSON COLLECTION OF NATIONAL ACCOLADES GROWS

Redshirt-junior Dedric Lawson has had a quickly growing collection of accolades that have him among a small list of players on watch for national awards come season's end. Here is a quick rundown of the recent announcements that included Lawson:

- Lawson was named to the 2018-19 *Sporting News All-America Second Team*, the publication announced March 10. It marked the third-straight season a Jayhawk was named to a TSN All-America Team.
- On March 9, Lawson was named to the **John R. Wooden Award** presented by Wendy's final ballot by the Los Angeles Athletic Club. Kansas has had representation each of the last two seasons at the Wooden Award ceremony as Frank Mason III won the award in 2017 and Devonte' Graham was a finalist last year. Lawson is vying to become the third Jayhawk to win the honor with Mason in 2017 and Danny Manning in 1988.
- On Feb. 6, Lawson was named one of 12 to the **Oscar Robertson Trophy** Final Midseason Watch List by the USBWA. Like the Wooden, the Oscar Robertson Trophy recognizes the national player of the year. Frank Mason III was the first KU player to win the Oscar Robertson Trophy in 2017.
- On March 6, Lawson was one of 10 semifinalists for the **Naismith Trophy**, by the Atlanta Tip Off Club. KU's Frank Mason III won the honor in 2017 as did Danny Manning in 1988. The Naismith Trophy will announce its four finalists on March 19.
- On March 7, Lawson was named one of five finalists for the **Karl Malone Power Forward of the Year Award** by the Naismith Hall of Fame. Established in 2015, the Karl Malone Power Forward of the Year will be named April 12, 2019.

Pay Heed, All Who Enter:
BEWARE OF "THE PHOG"

NATIONAL CHAMPIONS

1922, 1923, 1952, 1988, 2008

BIG 12 CHAMPIONS

1997*, 1998*, 1999^, 2002, 2003, 2005,
2006*, 2007*, 2008*, 2009, 2010*, 2011*,
2012, 2013*, 2014, 2015, 2016*, 2017, 2018*

Regular season titles listed
* - Regular season & tournament champions
^ - Tournament champions only

- Kansas has 2,273 all-time victories, second most in NCAA Division I history (Kentucky - 2,290).
- From the 2008-09 season to the present (11 seasons) Kansas has held 375 of its 402 opponents under 50 percent shooting.
- KU has held opponents to fewer than 100 points in 589 of its last 591 games. The last team to score 100 on Kansas in a 40-minute game was Oklahoma (100-78) on Feb. 27, 1990.
- The Jayhawks have won 20 of their last 22 regular-season games against AP top-10 teams. Under Bill Self, KU is 40-20 against top-10 opponents, a figure that includes postseason play.
- KU has now won at least 12 league games for 19-straight years, which is the longest active streak in the nation.
- Kansas won its 1,100th all-time conference game with a 72-67 win against Oklahoma State (3/2/19). The Jayhawks won their 300th Big 12 game vs. Oklahoma (2/19/18).
- Each KU senior class since 1986-87 has won at least 100 games. Last year's fourth-year seniors Devonte' Graham and Sviatoslav Mykhailiuk amassed 121 wins.
- Entering 2018-19, Bill Self has won 25 or more games in each of his last 13 seasons as a head coach.
- Kansas is the only team in the Big 12 to have a .500 winning percentage or better series record against every conference foe.
- Kansas is first in the conference in wins with a 314-70 record in Big 12 regular-season games. Texas is next at 233-150. Including the league postseason championship, Kansas is tops at 360-81, while Texas is second at 259-173.
- KU is the only Big 12 school to have won a regular-season championship with two different coaches (Roy Williams and Bill Self).
- Under Bill Self, Kansas is 128-8 (94.1 percent) in Big 12 home games: 8-0 in 2004, 7-1 in 2005, 7-1 in 2006, 7-1 in 2007, 8-0 in 2008, 8-0 in 2009, 8-0 in 2010, 7-1 in 2011, 9-0 in 2012, 8-1 in 2013, 9-0 in 2014, 9-0 in 2015, 9-0 in 2016, 8-1 in 2017, 7-2 in 2018 and 9-0 in 2019.
- Under Bill Self, Kansas has experienced only one regular-season conference sweep by a Big 12 opponent. In 111 regular-season Big 12 home-and-home series during the Self era, Kansas has 73 sweeps, 37 splits and has been swept once.

KU BY THE NUMBERS

14	Consecutive conference regular-season titles - 2005-06-07-08-09-10-11-12-13-14-15-16-17-18, a KU record and the longest in NCAA history.
15	30+ win seasons, including 2017-18, which ties an NCAA record.
16	Streaks of 10 or more consecutive wins in the Bill Self era, including the 10-straight to start the 2018-19 season.
18	Big 12 Conference regular-season championships for KU in the league's 22-year existence.
20	Undefeated home seasons at Allen Fieldhouse, including 2007-08, 2008-09, 2009-10, 2011-12, 2014-15, 2015-16 and 2018-19 under Bill Self.
20	Times a KU player or coach has been inducted into the Naismith Basketball Hall of Fame, which includes current head coach Bill Self.
23	Championships for Kansas in the Bill Self era - 14 Big 12 regular-season titles, eight Big 12 postseason championships and one NCAA.
23	Or more victories for Kansas in each of the past 30 seasons beginning in 1989-90.
25	Consecutive seasons Kansas has won 10 or more league games, starting in 1995 (56 times overall), which is the longest active streak in the nation.
29	Consecutive seasons KU has made the NCAA Tournament, the longest active streak in the nation and best all-time.
30	Consecutive seasons Kansas has won 20 or more games, including 2018-19 , the longest active streak in the NCAA, which began in 1989-90.
30	Consensus All-America First Team selections, including Devonte' Graham in 2017-18, the most of any NCAA Division I school.
31	Consecutive seasons Kansas has led its conference in home attendance, beginning in 1986-87.
61	Conference regular-season championships, most in NCAA Division I.
130.4	Decibels reached inside of Allen Fieldhouse on Feb. 13, 2017, when the arena broke the Guinness Book of World Records mark for loudest crowd roar at an indoor sports event.
197	Kansas victories from the 2006-07 to 2011-12 seasons, the most in NCAA Division I history in a six-year span.
291	Consecutive sellouts in Allen Fieldhouse, dating back to 2001-02.
470	Victories for Bill Self, now in his 16th season at Kansas. He was the fastest KU coach to reach 450 wins and is the second-winningest coach in KU history.
788	All-time Kansas victories inside Allen Fieldhouse. The historic building opened in 1955 and KU holds a 788-113 record in its home venue.
2,273	All-time Kansas men's basketball victories; second-most in NCAA Division I history.

YOUTH MOVEMENT

Kansas has one of the youngest teams in the nation having started four freshmen in each of its last eight games. In KU's 18 conference games, the Jayhawk freshmen have accounted for 47.1 percent of the minutes played and 43.7 percent of the scoring.

KANSAS CLASS BREAKDOWN IN BIG 12 PLAY

CLASS	% OF MIN PLAYED	% OF PTS SCORED
Senior	8.4%	9.7%
Junior	23.5%	30.0%
Sophomore	21.0%	16.6%
Freshman	47.1%	43.7%

KANSAS STREAKING AT HOME (AGAIN)

The Jayhawks are once again building an impressive winning streak on their home court, something that has been a common occurrence in Lawrence over recent decades. KU has won 21-straight home games, 20 of which have come at Allen Fieldhouse (Dec. 8, 2018 win at Sprint Center considered a home game). The streak currently ranks as the fourth-longest active among NCAA DI schools. KU's last home loss came to Oklahoma State on Feb. 3, 2018.

Kansas has now posted home-court winning streaks of 20 games or more 15 times, with 11 of those streaks coming at Allen Fieldhouse. The program record is 69-straight home wins from Feb. 7, 2007 to Jan. 22, 2011. That streak is a Big 12 record and the 11th-longest in NCAA DI history.

NCAA DI LONGEST ACTIVE HOME COURT WINNING STREAKS

TEAM	STREAK	STARTED	NEXT HOME GAME
Tennessee	26	1/06/18	None this season
Buffalo	26	12/09/17	None this season
Gonzaga	22	1/27/18	None this season
KANSAS	21	2/6/18	None this season

DOUBLE-DOUBLE MACHINE

After his 23 points and 14 rebounds against Baylor (3/9), redshirt-junior F Dedric Lawson posted his Big 12-leading 20th double-doubles this season, including four straight, nine of his last 14 contests and 12 in his last 19 outings. Lawson entered the 2018-19 season with 36 double-doubles in his two seasons at Memphis. He had 17 as a freshman in 2015-16 and 19 as a sophomore in 2016-17.

Lawson's 56 career double-doubles are fourth on the NCAA Division I active list. Lawson is the only non-senior on the NCAA Division I top-10 list.

Lawson is also already making his impact on the Kansas single-season double-double chart. His 20 DDs are fifth on the school's top-10 list of single-season double-doubles. Thomas Robinson holds the record with 27 DDs in the 2011-12 season.

ACTIVE NCAA DI CAREER DOUBLE-DOUBLE LEADERS

RNK	PLAYER (TEAM)	GMS	DOUBLE-DOUBLES
1	James Thompson VI (E. Mich.)	132	73
2	Jordan Murphy (Minnesota)	128	66
3	Devontae Cacok (UNC-Williamington)	129	59
4	Dedric Lawson (Memphis/Kansas)	96	56
5	Mike Daum (South Dakota State)	136	53

Through games played on March 11, 2019

KANSAS VS. TOP-25 TEAMS

With its win versus then-No. 23 Kansas State (2/25), Kansas is 8-3 against top-25 teams in 2018-19. Under Bill Self, KU is 98-48 against AP-ranked opponents. In his first 16 seasons at KU, Self's Jayhawks have collected four wins or more over top-25 ranked foes in 13 of those seasons, which includes a 43-19 record from 2014-present.

KU's record against top-10 ranked opponents is even more impressive. KU is 18-5 against foes ranked inside the top-10 of the AP poll since 2013-14, including 2-1 this season and 4-1 in 2017-18. Last season, KU's top-10 wins included Kentucky, West Virginia, Texas Tech and Duke. Since Bill Self's first season, the Jayhawks are 13-3 against AP top-10 teams inside Allen Fieldhouse, which includes KU's current streak of nine-straight home victories against top-10 foes.

KU VS. AP TOP-25 TEAMS UNDER SELF

SEASON	RECORD	VS. TOP-10
2018-19	8-3	2-1
2017-18	8-4	4-1
2016-17	6-3	5-1
2015-16	12-4	4-1
2014-15	10-6	0-1
2013-14	7-2	3-0
2012-13	5-2	2-1
2011-12	7-5	6-4
2010-11	5-1	1-1
2009-10	8-1	2-0
2008-09	3-3	1-2
2007-08	5-2	3-0
2006-07	5-2	2-2
2005-06	3-3	1-2
2004-05	4-2	3-1
2003-04	2-5	1-2
TOTAL	98-48	40-20

AZUBUIKE, MOORE NAMED TO ACADEMIC ALL-BIG 12

Kansas men's basketball junior Udoka Azubuike and redshirt-sophomore Charlie Moore were named to the Academic All-Big 12 First Team, announced by the league office on Feb. 28.

This is the second-straight season Azubuike, from Delta, Nigeria, has been named Academic All-Big 12 as he was a second-team selection in 2017-18. Moore, from Chicago, is earning the honor for his first time, which is also the first time he was eligible.

Kansas has a league-leading 59 all-time Academic All-Big 12 honorees since the inception of the conference in 1996-97. Texas is second with 54 and Oklahoma third with 50. KU has 44 Academic All-Big 12 First Team honorees and 15 second-team selections.

TOUGH COMPETITION

Many talk about how tough the Kansas schedule is for 2018-19. One look at KU's nonconference opponents shows that six foes were preseason selections in their respective league races, with an additional five picked for second-place finishes. Five teams went on to finish to win at least a share of its 2018-19 league title.

KU'S NONCON OPPONENTS IN PRESEASON LEAGUE POLLS

CONFERENCE	OPPONENT	PRE PICK / FINISH
America East	Vermont (W, 86-68)	1st / 1st
Big East	Villanova (W, 74-71)	1st / 1st
	Marquette (W, 77-68)	2nd / 2nd
Big Ten	Michigan St. (W, 92-87)	1st / t1st
Mid-American	Eastern Michigan (W, 87-63)	1st / 3rd
Pac-12	Arizona State (L, 76-80)	6th / 2nd
	Stanford (W, 90-84 ot)	9th / t8th
SEC	Kentucky (L, 63-71)	1st / t2nd
	Tennessee (W, 87-81 ot)	2nd / t2nd
Southern	Wofford (W, 72-47)	2nd / 1st
Summit	South Dakota (W, 89-53)	2nd / t5th
Sun Belt	Louisiana (W, 89-76)	2nd / 5th
WAC	New Mexico St. (W, 63-60)	1st / 1st

Preseason polls included both those from coaches and media panels

TOP-10 TRIUMPHS

The loss at then-No. 8 Kentucky on Jan. 26, ended one of the more remarkable regular-season streaks in the nation. The Jayhawks won 13-straight regular-season games over teams ranked in the top-10 of the AP poll, which included two wins this season (92-87 vs. then-No. 10 Michigan St., 87-81 vs. then-No. 5 Tennessee). Since the 1996-97 season, no other team in the nation has strung together more than seven regular-season wins over top-10 foes. Prior to the Kentucky loss, KU's last regular-season loss to a top-10 came to then-No. 1 Kentucky in the 2014 Champions Classic (11/18/14).

Even more impressive, prior to its Champions Classic loss to the Wildcats in 2014, the Jayhawks amassed a streak of seven-straight regular-season top-10 victories. This means that Kansas is an astounding 20-2 in its last 22 regular-season contests against top-10 ranked squads. Since Bill Self took the reins of the Jayhawks in 2003, KU is 40-20 against top-10 teams, which includes postseason play.

LONGEST REGULAR-SEASON WIN STREAKS VS. AP TOP-10 OPPONENTS (SINCE 1996-97)

SCHOOL	CONSEC. WINS	DATES
KANSAS	13	1/4/16 - 1/26/19
Duke	7	2/28/98 - 2/3/99
Kentucky	7	1/29/02 - 1/3/2004
Syracuse	7	11/20/09 - 12/07/10
KANSAS	7	2/8/12 - 1/18/14

CONFERENCE SUCCESS

Kansas entered conference play having won 18 of the 22 Big 12 regular-season titles (includes ties), including the last 14, which is an NCAA record. Kansas' 61 conference titles are the most in NCAA Division I. Kentucky is second with 54 and Penn third at 37. KU's 14-straight league titles, all under head coach Bill Self, is the longest streak in NCAA Division I and in school history.

CONSECUTIVE REG. SEASON TITLES

#	TEAM	CONFERENCE	SEASONS
14	KANSAS	Big 12	2005-18
13	UCLA	PAC-10	1967-79
11	Gonzaga	West Coast	2001-11
10	Connecticut	Yankee	1951-60

KU SIGNS TWO IN EARLY SIGNING PERIOD

Combo guards Issac "Mackey" McBride and Christian Braun signed a National Letter of Intent to play men's basketball at Kansas, KU coach Bill Self announced Nov. 14.

A 6-foot-1, 180-pound guard from Little Rock, Arkansas, McBride has rewritten the record book at Baptist Preparatory School. In guiding Baptist Prep to three-straight state championships, McBride set the school's single-season scoring record with 707 points his sophomore year in 2016-17. As a junior, he broke his own mark by scoring 883 points in 2017-18, which included a school-record 46-point game. In that, McBride averaged 24.5 points, 4.0 rebounds, 2.5 assists and 1.6 steals per game in 2017-18.

McBride is a two-time all-state selection and was the most valuable player of the last two state tournaments his sophomore and junior seasons. A four-star recruit who is ranked 109 by Rivals.com, McBride is the highest-ranked player in the state of Arkansas. He plays AAU basketball for the Arkansas Hawks.

Originally from Burlington, Kansas, Braun (6-foot-6, 180 pounds) moved to Overland Park, Kansas, his freshman year high school and has won back-to-back 6A state championships his sophomore and junior seasons at Blue Valley Northwest High School. A four-star prospect who is ranked No. 112 by Rivals.com, last year Braun averaged 14.2 points, 5.1 rebounds and 3.1 assists as a junior at Blue Valley Northwest. Braun plays for MoKan on the AAU circuit.

WHAT TO LOOK FOR IN 2018-19

- Dedric Lawson is making his mark on the KU record books, now with 20 double-doubles as a Jayhawk. That figure ranks fifth on the school's all-time single-season list. Thomas Robinson holds the single-season record with 27 double-doubles during the 2012 season.
- Lawson has also pulled down 952 career rebounds (624 at Memphis and 328 at Kansas) in 96 games, a mark that ranks him 15th on the NCAA DI active list. He is one of two active players in the top 20 to have 800-plus rebounds in under 100 career games.
- Lawson's 9.9 career-rebound average is eighth on the NCAA Division I active players' list.
- KU will look to feature a consensus First Team All-American for the third-straight year, something that has not occurred in the program since 1922-25. Since 1990, only six NCAA DI programs have boasted a consensus First Team AA in three-straight seasons.

AROUND THE BIG 12**THIS WEEK'S SCHEDULE/RESULTS****Wednesday, March 13**

No. 8 TCU 73, No. 9 Oklahoma State 70
No. 10 West Virginia 72, No. 7 Oklahoma 71

Thursday, March 14

No. 5 Iowa State 83, No. 4 Baylor 66
No. 1 K-State 70, No. 8 TCU 61
No. 10 West Virginia 79, No. 2 Texas Tech 74
No. 3 Kansas 65, No. 6 Texas 57

Friday, March 15

No. 5 Iowa State 63, No. 1 Kansas State 59
No. 3 Kansas 88, No. 10. West Virginia 74

Saturday, March 16

No. 5 Iowa State vs. No. 3 Kansas, ESPN, 5 p.m.

**NEWS & NOTES**

- In a race that came down to the final game, Kansas State and Texas Tech were crowned Big 12 men's basketball regular-season co-champions.
- The Big 12 regular-season trophy is the second for K-State and the first for TTU. The Wildcats shared the 2012-13 crown with Kansas. It marks the 21st all-time conference title for K-State and the 13th for the Red Raiders.
- K-State had the tiebreaker edge over Texas Tech and enters the Phillips 66 Big 12 Men's Championship as the No. 1 seed while TTU will be the No. 2 seed.
- The Big 12 is one of just two leagues (Big East) in which every team has at least 12 wins on the season. The Big 12 was the first league to have 80% of teams reach 15 wins and joins the BE as the only leagues to have 80% of teams at 16+ victories.
- The Big 12 has had at least six 20-win teams the past 12 consecutive seasons. Texas Tech, Kansas, K-State and Iowa State have all reached 20. Baylor, Oklahoma and TCU need one more victory.
- The Big 12 is the only league with 80% of its teams in the top 47 of the NCAA "NET" ratings and has all of its teams within the top 110 - 9. Texas Tech, 20. Kansas, 23. Iowa State, 24. K-State, 36. Baylor, 39. Texas, 40. Oklahoma, 47. TCU, 82. Oklahoma State and 110. West Virginia.
- Big 12 teams have a total of 48 Quadrant 1 wins and 101 combined Q1 and Q2 wins.
- Kansas is one of just four teams with 10 Q1 wins, while Oklahoma is the only school nationally that has not played a Q4 team this season.
- Six Big 12 teams since 2014 have made the NCAA Championship field with a below .500 record in conference games. Since 1983, a national total of 43 teams have received at-large NCAA berths with a losing record in conference games. Kansas (1st), Texas (6th), Oklahoma State (7th), West Virginia (11th) and Oklahoma (18th) are ranked in the top 25 for strength of schedule. All Big 12 teams are in the top 55.
- Among conferences, the Big 12 ranks first in the NET rankings with an average NET ranking of 43.0 and the lowest average strength of schedule rating at 24.6.
- 40 of 90 (44.4%) conference games have been decided by 7-or-fewer points with 52 of 90 (57.8%) determined by 10-or-less points.
- The Big 12 is one of the nation's best defensive leagues, allowing 67.7 ppg.

BIG 12 POSTSEASON AWARDS**PLAYER OF THE YEAR**

Jarrett Culver, Texas Tech, G, So.

NEWCOMER OF THE YEAR

Dedric Lawson, Kansas, F, RS-Jr.

** - Unanimous Selection

SIXTH MAN AWARD

Lindell Wigginton, Iowa State, G, So.

DEFENSIVE PLAYER OF THE YEAR

Barry Brown, Jr., Kansas State, G, Sr.

FRESHMAN OF THE YEAR

Jaxson Hayes, Texas, F

COACH OF THE YEAR

Chris Beard, Texas Tech

FRESHMAN OF THE YEAR

Kristian Doolittle, Oklahoma, F, Jr.

All-Big 12 First Team

Dedric Lawson, Kansas, F, RS-Jr.**

Marial Shayok, Iowa State, G, Sr.
Barry Brown, Kansas State, G, Sr.**
Dean Wade, Kansas State, F, Sr.
Jarrett Culver, Texas Tech, G, So.**

All-Big 12 Third Team

Devon Dotson, Kansas, G, Fr.

Kristian Doolittle, Oklahoma, F, Jr.
Christian James, Oklahoma, G, Sr.
Alex Robinson, TCU, G, Sr.
Davide Moretti, Texas Tech, G, So.

Big 12 All-Defensive Team

Mark Vital, Baylor, G/F, So.
Marcus Garrett, Kansas, G, So.
Barry Brown, Jr., KSU, G, Sr.**
Jaxson Hayes, Texas, F, Fr.**
Matt Mooney, Texas Tech, G, Sr.
Tariq Owens, Texas Tech, F, Sr.

All-Big 12 Honorable Mention

Jared Butler (BU), Mario Kegler (BU), Mark Vital (BU), Talen Horton-Tucker (ISU), Nick Weiler-Babb (ISU), Lindell Wigginton (ISU), Xavier Sneed (KSU), Kamau Stokes (KSU), Brady Manek (OU), Cameron McGriff (OSU), Lindy Waters (OSU), Kouat Noi (TCU), Matt Coleman III (UT), Kerwin Roach II (UT), Tariq Owens (TTU)

Big 12 All-Newcomer Team

Makai Mason, Baylor, G, Sr.
Marial Shayok, Iowa State, G, Sr.
Dedric Lawson, Kansas, F, Jr.**
Jaxson Hayes, Texas, F, Fr.
Matt Mooney, Texas Tech, G, Sr.

JAYHAWKS IN THE NBA



CHECK DIALLO
6-9 | 220 | New Orleans | KU from 2015-16

2018-19 STATS			
PPG	RPG	BLKPG	PER
5.6	4.7	0.5	17.95


CAREER		
PPG	RPG	BLKPG
5.2	4.4	0.5



MARKIEFF MORRIS
6-9 | 235 | Oklahoma City | KU from 2009-11

2018-19 STATS			
PPG	RPG	BLKPG	PER
10.5	4.9	0.5	11.97


CAREER		
PPG	RPG	BLKPG
11.8	5.6	0.6



JOEL EMBIID
7-0 | 250 | Philadelphia | KU from 2013-14

2018-19 STATS			
PPG	RPG	BLKPG	PER
27.4	13.5	1.9	25.69


CAREER		
PPG	RPG	BLKPG
24.0	11.2	2.0



SVI MYKHAILIUK
6-8 | 205 | Detroit | KU from 2015-18

2018-19 STATS			
PPG	APG	RPG	PER
3.2	0.9	0.9	6.19


CAREER		
PPG	APG	RPG
3.2	0.9	0.9



DEVONTE' GRAHAM
6-2 | 185 | Charlotte | KU from 2015-18

2018-19 STATS			
PPG	APG	RPG	PER
4.5	2.2	1.2	10.39

CAREER		
PPG	APG	RPG
4.5	2.2	1.2



KELLY OUBRE JR.
6-7 | 205 | Phoenix | KU from 2014-15

2018-19 STATS			
PPG	APG	RPG	PER
14.8	1.2	4.7	14.99


CAREER		
PPG	APG	RPG
9.2	0.8	3.7



JOSH JACKSON
6-8 | 200 | Phoenix | KU from 2016-17

2018-19 STATS			
PPG	APG	RPG	PER
10.9	2.3	4.1	10.44

CAREER		
PPG	APG	RPG
12.1	1.9	4.4



WAYNE SELDEN JR.
6-5 | 230 | Chicago | KU from 2013-16

2018-19 STATS			
PPG	APG	RPG	PER
6.4	1.4	1.9	8.61

CAREER		
PPG	APG	RPG
7.1	1.5	1.7



FRANK MASON III
5-11 | 190 | Sacramento | KU from 2014-17

2018-19 STATS			
PPG	APG	RPG	PER
4.9	2.4	1.1	12.74


CAREER		
PPG	APG	RPG
6.7	2.7	2.0



ANDREW WIGGINS
6-8 | 194 | Minnesota | KU from 2013-14

2018-19 STATS			
PPG	APG	RPG	PER
17.6	2.4	4.8	12.00

CAREER		
PPG	APG	RPG
19.4	2.1	4.2



MARCUS MORRIS
6-9 | 235 | Boston | KU from 2009-11

2018-19 STATS			
PPG	RPG	BLKPG	PER
14.2	5.9	0.3	14.84

CAREER		
PPG	RPG	BLKPG
11.5	4.6	0.3

PER or Player Efficiency Ranking is the overall rating of a player's per-minute statistical production. The league average is 15.00.

NBA JAYHAWKS SCHEDULE (MARCH 14-16)

THURSDAY, MARCH 14

Away	Home	Time (CT)	TV
Oklahoma City	Indiana	6:00 PM	
Sacramento	Boston	6:30 PM	
Minnesota	Utah	8:00 PM	

FRIDAY, MARCH 15

Away	Home	Time (CT)	TV
Los Angeles	Detroit	6:00 PM	
Sacramento	Philadelphia	6:00 PM	
Charlotte	Washington	6:00 PM	
Phoenix	Houston	7:00 PM	
Portland	New Orleans	7:00 PM	
Chicago	LA	9:30 PM	NBTV

SATURDAY, MARCH 16

Away	Home	Time (CT)	TV
Atlanta	Boston	11:30 AM	
Phoenix	New Orleans	6:00 PM	
Golden State	Oklahoma City	7:30 PM	ABC



JAYHAWKS CURRENTLY IN THE NBA (11)

PLAYER	YEARS AT KU	NBA SEASON	CURRENT TEAM
Check Diallo	2015-16	3rd	New Orleans
Joel Embiid	2013-14	4th	Philadelphia
Devonte' Graham	2015-18	1st	Charlotte
Josh Jackson	2016-17	2nd	Phoenix
Frank Mason III	2014-17	2nd	Sacramento
Marcus Morris	2009-11	8th	Boston
Markieff Morris	2009-11	8th	Oklahoma City
Svi Mykhailiuk	2015-18	1st	Detroit
Kelly Oubre Jr.	2014-15	4th	Phoenix
Wayne Selden Jr.	2013-16	3rd	Chicago
Andrew Wiggins	2013-14	5th	Minnesota

JAYHAWKS IN THE NBA DRAFT (Bill Self era)

YEAR	PLAYER	ROUND / OVERALL	TEAM
2005	Wayne Simien	1st / 29th	Miami
2007	Julian Wright *	1st / 13th	New Orleans
2008	Brandon Rush *	1st / 13th	Portland
2008	Darrell Arthur	1st / 27th	New Orleans
2008	Mario Chalmers	2nd / 34th	Minnesota
2008	Darnell Jackson	2nd / 52nd	Miami
2008	Sasha Kaun	2nd / 56th	Seattle
2010	Xavier Henry *	1st / 12th	Memphis
2010	Cole Aldrich *	1st / 11th	New Orleans
2011	Marcus Morris *	1st / 13th	Houston
2011	Markieff Morris *	1st / 14th	Phoenix
2011	Josh Selby	2nd / 49th	Memphis
2012	Thomas Robinson *	1st / 5th	Sacramento
2012	Tyshawn Taylor	2nd / 41st	Portland
2013	Ben McLemore *	1st / 7th	Sacramento
2013	Jeff Withey	2nd / 39th	Portland
2014	Andrew Wiggins *	1st / 1st	Cleveland
2014	Joel Embiid *	1st / 3rd	Philadelphia
2015	Kelly Oubre Jr.	1st / 15th	Atlanta
2016	Check Diallo	2nd / 33rd	New Orleans
2017	Josh Jackson *	1st / 4th	Phoenix
2017	Frank Mason III	2nd / 34th	Sacramento
2018	Devonte' Graham	2nd / 34th	Charlotte
2018	Svi Mykhailiuk	2nd / 47th	Los Angeles

* - lottery pick (top 14)

QUICK FACTS - JAYHAWKS IN THE NBA

- 74 Jayhawks have competed at the NBA level, including 28 who were coached by **Bill Self** at KU and 12 currently in the league.
- **Bill Self** has coached 24 NBA Draft picks at KU, including 10 lottery picks.
- 33 Jayhawks have been picked in the first round of the NBA Draft.
- 12 Jayhawks have won 18 NBA titles, most recently Sasha Kaun with the 2015-16 Cleveland Cavaliers.
- Three Jayhawks have earned NBA Finals MVP honors: **Wilt Chamberlain** (1972, L.A. Lakers), **Jo Jo White** (1976, Boston) and **Paul Pierce** (2008, Boston).
- **Wilt Chamberlain** earned NBA MVP honors four times (1960, 1966, 1967, 1968) in his 15-year NBA career.
- 16 Jayhawks have had NBA careers lasting 10 seasons or longer.

KANSAS IN THE BIG 12 CHAMPIONSHIP

BIG 12 CHAMPIONSHIP RECORD

First Round 1-0	As No. 5 seed 1-1
Quarterfinals 20-3	As No. 3 seed 6-1
Semifinals 14-6	As No. 2 seed 8-2
Final 11-2	As No. 1 seed 31-7
Overall 46-11	Overall 46-11

BIG 12 CHAMPIONSHIP GAME-BY-GAME

DATE	RND	KU SEED	OPP SEED	OPPONENT	RESULT	SITE
3.7.97	QF	1	8	Oklahoma State	W, 74-59	Kansas City
3.8.97	SF	1	4	Iowa State	W, 72-48	Kansas City
3.9.97	F	1	10	Missouri	W, 87-60	Kansas City
3.6.98	QF	1	8	Kansas State	W, 68-61	Kansas City
3.7.98	SF	1	4	Nebraska	W, 91-59	Kansas City
3.8.98	F	1	3	Oklahoma	W, 72-58	Kansas City
3.5.99	QF	3	6	Nebraska	W, 77-53	Kansas City
3.6.99	SF	3	7	Kansas State	W, 69-58	Kansas City
3.7.99	F	3	5	Oklahoma State	W, 53-37	Kansas City
3.9.00	1st	5	12	Kansas State	W, 84-60	Kansas City
3.10.00	QF	5	4	Oklahoma State	L, 58-77	Kansas City
3.9.01	QF	2	10	Kansas State	W, 94-63	Kansas City
3.10.01	SF	2	3	Oklahoma	L, 57-62	Kansas City
3.8.02	QF	1	9	Colorado	W, 102-73	Kansas City
3.9.02	SF	1	5	Texas Tech	W, 90-50	Kansas City
3.10.02	F	1	2	Oklahoma	L, 55-64	Kansas City
3.14.03	QF	1	9	Iowa State	W, 89-74	Dallas
3.15.03	SF	1	5	Missouri	L, 63-68	Dallas
3.12.04	QF	3	6	Missouri	W, 94-69	Dallas
3.13.04	SF	3	2	Texas	L, 60-64	Dallas
3.11.05	QF	2	10	Kansas State	W, 80-67	Kansas City
3.12.05	SF	2	3	Oklahoma State	L, 75-78	Kansas City
3.10.06	QF	2	7	Oklahoma State	W, 63-62	Dallas
3.11.06	SF	2	6	Nebraska	W, 79-65	Dallas
3.12.06	F	2	1	Texas	W, 80-68	Dallas
3.9.07	QF	1	9	Oklahoma	W, 64-47	Okla. City
3.10.07	SF	1	4	Kansas State	W, 67-61	Okla. City
3.11.07	F	1	3	Texas	W, 88-84 (ot)	Okla. City
3.14.08	QF	2	7	Nebraska	W, 64-54	Kansas City
3.15.08	SF	2	6	Texas A&M	W, 77-71	Kansas City
3.16.08	F	2	1	Texas	W, 84-74	Kansas City
3.12.09	QF	1	9	Baylor	L, 64-71	Okla. City
3.11.10	QF	1	9	Texas Tech	W, 80-68	Kansas City
3.12.10	SF	1	4	Texas A&M	W, 79-66	Kansas City
3.13.10	F	1	2	Kansas State	W, 72-64	Kansas City
3.10.11	QF	1	9	Oklahoma State	W, 63-62	Kansas City
3.11.11	SF	1	5	Colorado	W, 90-83	Kansas City
3.12.11	F	1	2	Texas	W, 85-73	Kansas City
3.8.12	QF	1	9	Texas A&M	W, 83-66	Kansas City
3.9.12	SF	1	4	Baylor	L, 72-81	Kansas City
3.14.13	QF	1	9	Texas Tech	W, 91-63	Kansas City
3.15.13	SF	1	5	Iowa State	W, 88-73	Kansas City
3.16.13	F	1	2	Kansas State	W, 70-54	Kansas City
3.13.14	QF	1	8	Oklahoma State	W, 77-70 (ot)	Kansas City
3.14.14	SF	1	4	Iowa State	L, 83-94	Kansas City
3.12.15	QF	1	9	TCU	W, 64-59	Kansas City
3.13.15	SF	1	4	Baylor	W, 62-62	Kansas City
3.14.15	F	1	2	Iowa State	L, 66-70	Kansas City
3.10.16	QF	1	8	Kansas State	W, 85-63	Kansas City
3.11.16	SF	1	5	Baylor	W, 70-66	Kansas City
3.12.16	F	1	2	West Virginia	W, 81-71	Kansas City
3.9.17	QF	1	9	TCU	L, 82-85	Kansas City
3.8.18	QF	1	8	Oklahoma State	W, 82-68	Kansas City
3.9.18	SF	1	4	Kansas State	W, 83-67	Kansas City
3.10.18	F	1	3	West Virginia	W, 81-70	Kansas City
3.14.19	QF	3	6	Texas	W, 65-57	Kansas City
3.15.19	SF	3	10	West Virginia	W, 88-74	Kansas City
3.16.19	F	3	5	Iowa State	Kansas City	

TEAM RECORDS - SINGLE GAME

CATEGORY	STAT	OPPONENT (YEAR, ROUND)
Points	102	Colorado (2002, QF)
Fewest Points	53	Oklahoma State (1999, F)
Field Goals	40	Colorado (2002, QF)
Field Goal Att.	86	Colorado (2002, QF)
Field Goal %	66% (31-47)	Texas Tech (2013, QF)
3PT FGs	15	West Virginia (2018, F)
3PT FG Att.	28	Kansas State (2018, SF)
3PT FG %	66.7% (10-15)	Texas A&M (2012, QF)
Free Throws	29	Colorado (2011, SF)
Free Throw Att.	33	Colorado (2011, SF)
Free Throw %	93.3% (14-15)	Oklahoma (2002, F)
Rebounds	56	Texas Tech (2002, SF)
Assists	31	Texas Tech (2002, SF)
Blocks	10	2x
Steals	15	2x

Bold - Overall Big 12 Championship Record

TEAM RECORDS - TOURNAMENT

CATEGORY	STAT	YEAR (GAMES)
Points	249	2013 (3)
Field Goals	96	2002 (3)
Field Goal Att.	210	2002 (3)
Field Goal %	55.6%	2013 (3)
3PT FGs	34	2018 (3)
3PT FG Att.	75	2018 (3)
3PT FG %	50%	2008 (3)
Free Throws	61	2010 (3)
Free Throw Att.	83	2010 (3)
Free Throw %	84.6%	2002 (3)
Rebounds	150	2002 (3)
Assists	67	2002 (3)
Blocks	25	2002 (3)
Steals	32	2002 (3)

INDIVIDUAL RECORDS - SINGLE GAME

CATEGORY	STAT	PLAYER (OPP, YEAR, ROUND)
Points	31	Wayne Simien (MU, 2004, QF)
Field Goals	12	Wayne Simien (OSU, 2005, SF) Paul Pierce (MU, 1997, F)
Field Goal Att.	20	Sherron Collins (BU, 2009, QF) Paul Pierce (KSU, 1998, QF)
Field Goal % (Min. 10 att.)	91.7% (11-12)	Perry Ellis (ISU, 2014, SF)
3PT FGs	8	Mario Chalmers (UT, 2008, F)
3PT FG Att.	12	Sherron Collins (BU, 2009, QF) Mario Chalmers (UT, 2008, F)
3PT FG % (Min. 5 att.)	83.3% (5-6)	Jeff Boschee (KSU, 2001, QF)
Free Throws	15	Kelly Oubre Jr. (TCU, 2015, QF)
Free Throw Att.	19	Kelly Oubre Jr. (TCU, 2015, QF)
Free Throw % (Min. 10 att.)	100% (10-10)	Devonte' Graham (WVU, 2016, F) Eric Chenowith (KSU, 1999, SF)
Rebounds	21	Drew Gooden (TTU, 2002, SF)
Assists	15	Aaron Miles (TTU, 2002, SF)
Blocks	5	Jeff Withey (BU, 2012, SF) Nick Collison (TTU, 2002, SF)
Steals	8	Nick Bradford (KSU, 2000, 1st Rnd)

Bold - Overall Big 12 Championship Record

INDIVIDUAL RECORDS - SINGLE TOURN.

CATEGORY	STAT	PLAYER (YEAR, GAMES)
Points	72	Malik Newman (2018, 3)
Field Goals	27	Paul Pierce (1997, 3)
Field Goal Att.	55	Paul Pierce (1998, 3)
2-Game FG% (Min. 5FGA/gm)	78.9% 15-19	Perry Ellis (2014, 2)
3-Game FG% (Min. 5FGA/gm)	78.3% 18-23	Perry Ellis (2013, 3)
3PT FGs	15	Malik Newman (2018, 3)
3PT FG Att.	22	Malik Newman (2018, 3) Brandon Rush (2008, 3) Jeff Boschee (1999, 3)
3PT FG %	72.7% (8-11)	Jeff Boschee (2001, 2)
Free Throws	20	Kelly Oubre Jr. (2015, 3)
Free Throw Att.	24	Kelly Oubre Jr. (2015, 3)
Free Throw % (Min. 10 att.)	100%	
Rebounds	40	Drew Gooden (2002, 3)
Assists	31	Aaron Miles (2002, 3)
Blocks	9	Jeff Withey (2012, 2)

BIG 12 CHAMPIONSHIP AWARDS

MOST OUTSTANDING PLAYER

1997	Paul Pierce
1998	Paul Pierce
1999	Jeff Boschee
2006	Mario Chalmers
2008	Brandon Rush
2010	Sherron Collins
2011	Marcus Morris
2013	Jeff Withey
2016	Devonte' Graham
2018	Malik Newman

ALL-TOURNAMENT TEAM

1997	Paul Pierce, Raef LaFrentz, Jacque Vaughn
1998	Paul Pierce, Raef LaFrentz
1999	Jeff Boschee, Eric Chenowith
2002	Nick Collison, Drew Gooden
2004	Wayne Simien
2005	Wayne Simien
2006	Mario Chalmers, Julian Wright
2007	Brandon Rush, Julian Wright
2008	Brandon Rush, Mario Chalmers
2010	Sherron Collins, Cole Aldrich
2011	Marcus Morris, Markieff Morris
2013	Jeff Withey, Perry Ellis
2014	Andrew Wiggins
2015	Wayne Selden
2016	Devonte' Graham, Perry Ellis
2018	Malik Newman, Devonte' Graham

TOURNAMENT-LEADING SCORERS

1998	Paul Pierce (67 points)
2002	Drew Gooden (56 points)
2016	Perry Ellis (58 points, tied)
2018	Malik Newman (72 points)

TOURNAMENT-LEADING REBOUNDERS

1997	Raef LaFrentz (30 rebounds)
2002	Drew Gooden (40 rebounds)
2010	Cole Aldrich (35 rebounds)

2018-19 Kansas Men's Basketball
Kansas Combined Team Statistics (as of Mar 15, 2019)
All games

RECORD:	OVERALL	HOME	AWAY	NEUTRAL
ALL GAMES	25-8	17-0	3-8	5-0
CONFERENCE	12-6	9-0	3-6	0-0
NON-CONFERENCE	13-2	8-0	0-2	5-0

#	Player	gp-gs	min	avg	Total		3-Point		F-Throw		Rebounds				pf	dq	a	to	blk	stl	pts	avg
					fg-fga	fg%	3fg-fga	3fg%	ft-fa	ft%	off	def	tot	avg								
01	Dedric Lawson	33-33	1074	32.5	224-454	.493	30-80	.375	154-191	.806	99	243	342	10.4	87	3	57	78	35	41	632	19.2
24	Lagerald Vick	23-20	759	33.0	118-248	.476	66-145	.455	23-30	.767	11	80	91	4.0	30	0	43	58	5	27	325	14.1
35	Udoka Azubuike	9-9	184	20.4	55-78	.705	0-0	.000	11-32	.344	20	41	61	6.8	26	1	5	18	14	4	121	13.4
11	Devon Dotson	33-33	1070	32.4	129-271	.476	29-78	.372	107-137	.781	20	101	121	3.7	80	3	119	77	5	44	394	11.9
30	Ochai Agbaji	19-13	502	26.4	62-139	.446	21-68	.309	23-34	.676	16	73	89	4.7	38	1	19	24	10	10	168	8.8
05	Quentin Grimes	33-33	886	26.8	95-247	.385	51-142	.359	32-53	.604	16	69	85	2.6	75	1	67	63	3	21	273	8.3
00	Marcus Garrett	27-13	755	28.0	72-168	.429	12-47	.255	40-68	.588	24	78	102	3.8	45	0	53	32	10	41	196	7.3
33	David McCormack	31-10	323	10.4	48-80	.600	0-0	.000	20-34	.588	37	54	91	2.9	36	0	9	23	13	7	116	3.7
02	Charlie Moore	32-1	421	13.2	33-116	.284	19-71	.268	10-14	.714	6	24	30	0.9	34	0	39	27	2	19	95	3.0
13	K.J. Lawson	32-0	307	9.6	33-73	.452	12-38	.316	16-21	.762	18	44	62	1.9	43	0	16	19	1	6	94	2.9
44	Mitch Lightfoot	31-0	366	11.8	29-55	.527	1-9	.111	18-34	.529	32	55	87	2.8	57	2	14	17	30	5	77	2.5
12	Teahan, Chris	10-0	18	1.8	2-5	.400	2-5	.400	0-0	.000	0	1	1	0.1	2	0	1	2	0	0	6	0.6
20	Luinstra, Garrett	9-0	10	1.1	0-3	.000	0-1	.000	0-0	.000	1	0	1	0.1	2	0	1	1	0	0	0	0.0
Team											36	54	90		1		5					
Total.....		33	6675		900-1937	.465	243-684	.355	454-648	.701	336	917	1253	38.0	556	11	443	444	128	225	2497	75.7
Opponents.....		33	6675		824-2029	.406	283-844	.335	374-552	.678	365	807	1172	35.5	571	-	437	438	110	211	2305	69.8

TEAM STATISTICS	KU	OPP	Date	Opponent	Score	Att.		
SCORING	2497	2305	! 11/06/18	vs Michigan St.	w 92-87	18907		
Points per game	75.7	69.8	~ 11/12/18	VERMONT	w 84-68	16300		
Scoring margin	+5.8	-	11/16/18	LOUISIANA	w 89-76	16300		
FIELD GOALS-ATT	900-1937	824-2029	# 11/21/18	vs Marquette	w 77-68	4981		
Field goal pct	.465	.406	# 11/23/18	vs Tennessee	Wot 87-81	5491		
3 POINT FG-ATT	243-684	283-844	12/01/18	STANFORD	Wot 90-84	16300		
3-point FG pct	.355	.335	12/04/18	WOFFORD	w 72-47	16300		
3-pt FG made per game	7.4	8.6	% 12/08/18	NEW MEXICO STATE	w 63-60	15210		
FREE THROWS-ATT	454-648	374-552	12/15/18	VILLANOVA	w 74-71	16300		
Free throw pct	.701	.678	12/18/18	SOUTH DAKOTA	w 89-53	16300		
F-Throws made per game	13.8	11.3	12/22/18	at Arizona State	L 76-80	14592		
REBOUNDS	1253	1172	12/29/18	EASTERN MICHIGAN	w 87-63	16300		
Rebounds per game	38.0	35.5	* 01/02/19	OKLAHOMA	w 70-63	16300		
Rebounding margin	+2.5	-	* 01/05/19	at Iowa State	L 60-77	14384		
ASSISTS	443	437	* 01/09/19	TCU	w 77-68	16300		
Assists per game	13.4	13.2	* 01/12/19	at Baylor	w 73-68	9091		
TURNOVERS	444	438	* 01/14/19	TEXAS	w 80-78	16300		
Turnovers per game	13.5	13.3	* 1/19/19	at West Virginia	L 64-65	12657		
Turnover margin	-0.2	-	* 01/21/19	IOWA STATE	w 80-76	16300		
Assist/turnover ratio	1.0	1.0	01/26/19	at Kentucky	L 63-71	24387		
STEALS	225	211	* 01/29/19	at Texas	L 63-73	11934		
Steals per game	6.8	6.4	* 02/02/19	TEXAS TECH	w 79-63	16300		
BLOCKS	128	110	* 02/05/19	at Kansas State	L 67-74	12528		
Blocks per game	3.9	3.3	* 02/09/19	OKLAHOMA STATE	w 84-72	16300		
ATTENDANCE	276010	208573	* 02/11/19	at TCU	Wot 82-77	7356		
Home games-Avg/Game	17-16236	11-12836	* 02/16/19	WEST VIRGINIA	w 78-53	16300		
Neutral site-Avg/Game	-	5-13474	* 2/23/19	at Texas Tech	L 62-91	15098		
Score by Periods	1st	2nd	OT	Totals				
Kansas	1161	1290	46	2497	* 03/02/19	at Oklahoma State	w 72-67	9335
Opponents	1067	1209	29	2305	* 03/05/19	at Oklahoma	L 68-81	9839
					* 03/09/19	BAYLOR	w 78-70	16300
					03/14/19	vs Texas	w 65-57	18927
					03/15/19	vs West Virginia	w 88-74	19066

* Conference game
! Champions Classic (Indianapolis)
~ NIT Season Tip-Off (Lawrence)
NIT Season Tip-Off (Brooklyn)
% Jayhawk Shootout (Kansas City)

**2018-19 Kansas Men's Basketball
Kansas Combined Team Statistics (as of Mar 15, 2019)
Big 12 Tournament**

RECORD:	OVERALL	HOME	AWAY	NEUTRAL
ALL GAMES	2-0	0-0	0-0	2-0
CONFERENCE	0-0	0-0	0-0	0-0
NON-CONFERENCE	2-0	0-0	0-0	2-0

#	Player	gp-gs	min	avg	Total		3-Point		F-Throw		Rebounds				pf	dq	a	to	blk	stl	pts	avg
					fg-fga	fg%	3fg-fga	3fg%	ft-fta	ft%	off	def	tot	avg								
01	Dedric Lawson	2-2	60	30.0	15-28	.536	3-5	.600	7-8	.875	3	11	14	7.0	5	0	1	8	2	3	40	20.0
05	Quentin Grimes	2-2	64	32.0	8-23	.348	6-14	.429	8-9	.889	2	10	12	6.0	5	0	7	3	0	5	30	15.0
11	Devon Dotson	2-2	67	33.5	10-21	.476	1-3	.333	9-11	.818	1	8	9	4.5	1	0	10	1	0	2	30	15.0
33	David McCormack	2-2	54	27.0	8-10	.800	0-0	.000	4-6	.667	11	6	17	8.5	2	0	2	6	1	1	20	10.0
00	Marcus Garrett	2-0	50	25.0	7-13	.538	0-2	.000	2-3	.667	0	13	13	6.5	2	0	3	3	0	1	16	8.0
30	Ochai Agbaji	2-2	47	23.5	5-14	.357	1-5	.200	0-1	.000	1	5	6	3.0	4	0	3	1	2	0	11	5.5
44	Mitch Lightfoot	2-0	27	13.5	2-5	.400	0-1	.000	0-0	.000	1	2	3	1.5	5	0	0	3	7	0	4	2.0
02	Charlie Moore	2-0	17	8.5	1-4	.250	0-1	.000	0-0	.000	0	2	2	1.0	0	0	1	2	0	1	2	1.0
12	Chris Teahan	1-0	1	1.0	0-0	.000	0-0	.000	0-0	.000	0	0	0	0.0	0	0	0	1	0	0	0	0.0
20	Garrett Luinstra	1-0	1	1.0	0-0	.000	0-0	.000	0-0	.000	0	0	0	0.0	0	0	0	0	0	0	0	0.0
13	K.J. Lawson	2-0	12	6.0	0-0	.000	0-0	.000	0-0	.000	0	3	3	1.5	2	0	0	0	0	1	0	0.0
Team											4	1	5				1					
Total.....		2	400		56-118	.475	11-31	.355	30-38	.789	23	61	84	42.0	26	0	27	29	12	14	153	76.5
Opponents.....		2	400		50-125	.400	14-47	.298	17-33	.515	20	45	65	32.5	35	-	28	19	6	14	131	65.5

TEAM STATISTICS

	KU	OPP	Date	Opponent	Score	Att.
SCORING	153	131	03/14/19	vs Texas	w 65-57	18927
Points per game	76.5	65.5	03/15/19	vs West Virginia	w 88-74	19066
Scoring margin	+11.0	-				
FIELD GOALS-ATT	56-118	50-125				
Field goal pct	.475	.400				
3 POINT FG-ATT	11-31	14-47				
3-point FG pct	.355	.298				
3-pt FG made per game	5.5	7.0				
FREE THROWS-ATT	30-38	17-33				
Free throw pct	.789	.515				
F-Throws made per game	15.0	8.5				
REBOUNDS	84	65				
Rebounds per game	42.0	32.5				
Rebounding margin	+9.5	-				
ASSISTS	27	28				
Assists per game	13.5	14.0				
TURNOVERS	29	19				
Turnovers per game	14.5	9.5				
Turnover margin	-5.0	-				
Assist/turnover ratio	0.9	1.5				
STEALS	14	14				
Steals per game	7.0	7.0				
BLOCKS	12	6				
Blocks per game	6.0	3.0				
ATTENDANCE	0	37993				
Home games-Avg/Game	0-0	0-0				
Neutral site-Avg/Game	-	2-18996				

Score by Periods

	1st	2nd	Totals
Kansas	77	76	153
Opponents	69	62	131

**2018-19 Kansas Men's Basketball
Kansas Team Game-by-Game Comparison (as of Mar 15, 2019)
All games**

Opponent	1st	2nd	Score	Mar	Total FG	FG Pct	3-Pointers	3FG Pct	Free Throws	FT Pct	Rebounds	Assist	T/Over	Block	Steal	Fouls
Michigan St.	50/36	42/51	92-87	+5	31-69/26-59	.449/.441	10-23/12-23	.435/.522	20-33/23-35	.606/.657	42/40 +2	21/19	11/18	7/7	10/5	28/25
VERMONT	40/36	44/32	84-68	+16	33-63/23-56	.524/.411	12-19/9-26	.632/.346	6-10/13-17	.600/.765	38/28 +10	19/11	13/12	2/2	7/3	18/13
LOUISIANA	44/41	45/35	89-76	+13	32-65/27-63	.492/.429	8-22/12-36	.364/.333	17-26/10-12	.654/.833	45/32 +13	20/16	16/15	5/0	6/10	14/20
Marquette	38/47	39/21	77-68	+9	28-58/25-60	.483/.417	5-10/14-31	.500/.452	16-24/4-5	.667/.800	38/31 +7	10/17	8/13	5/7	6/2	15/22
Tennessee	31/33	38/36	87-81	+6	30-60/31-75	.500/.413	5-17/7-27	.294/.259	22-34/12-17	.647/.706	43/40 +3	13/19	16/14	2/4	6/5	18/25
STANFORD	29/35	46/40	90-84	+6	32-64/28-63	.500/.444	7-16/12-34	.438/.353	19-27/16-19	.704/.842	37/36 +1	12/13	11/18	0/6	10/3	20/22
WOFFORD	29/26	43/21	72-47	+25	31-63/17-65	.492/.262	3-23/5-26	.130/.192	7-10/8-10	.700/.800	36/45 (9)	11/5	7/8	5/3	9/1	11/14
NEW MEXICO STATE	26/28	37/32	63-60	+3	25-58/25-55	.431/.455	7-21/7-26	.333/.269	6-12/3-10	.500/.300	36/37 (1)	15/20	13/16	4/4	7/6	15/15
VILLANOVA	33/31	41/40	74-71	+3	23-46/24-59	.500/.407	5-15/8-28	.333/.286	23-30/15-19	.767/.789	35/26 +9	9/8	14/9	2/2	4/5	19/21
SOUTH DAKOTA	37/27	52/26	89-53	+36	34-66/22-58	.515/.379	9-23/3-13	.391/.231	12-15/6-13	.800/.462	42/31 +11	19/14	12/17	5/2	1/8	16/15
Arizona State	39/31	37/49	76-80	(4)	27-65/26-63	.415/.413	7-28/8-21	.250/.381	15-16/20-32	.938/.625	40/41 (1)	13/13	16/11	5/5	6/9	22/12
EASTERN MICHIGAN	46/25	41/38	87-63	+24	31-56/21-70	.554/.300	7-21/6-32	.333/.188	18-26/15-23	.692/.652	42/42 -	25/7	17/16	4/1	7/9	20/23
OKLAHOMA	40/25	30/38	70-63	+7	26-63/25-62	.413/.403	4-21/5-22	.190/.227	14-22/8-13	.636/.615	42/40 +2	10/9	14/17	6/2	11/5	17/17
Iowa State	32/36	28/41	60-77	(17)	24-56/28-61	.429/.459	6-20/13-25	.300/.520	6-11/8-10	.545/.800	41/26 +15	12/18	24/12	1/4	6/13	10/12
TCU	40/31	37/37	77-68	+9	26-60/25-54	.433/.463	5-21/9-21	.238/.429	20-27/9-13	.741/.692	34/34 -	13/12	12/20	2/3	10/6	13/18
Baylor	35/25	38/43	73-68	+5	24-44/25-75	.545/.333	9-16/9-31	.563/.290	16-27/9-15	.593/.600	30/49 (19)	13/13	14/14	11/3	6/9	19/23
TEXAS	38/40	42/38	80-78	+2	29-54/29-69	.537/.420	11-22/13-34	.500/.382	11-21/7-7	.524/1000	31/38 (7)	14/19	4/6	1/2	5/2	12/18
West Virginia	23/23	41/42	64-65	(1)	24-55/25-54	.436/.463	5-16/5-14	.313/.357	11-13/10-14	.846/.714	34/28 +6	6/12	18/13	1/2	7/11	15/14
IOWA STATE	37/42	43/34	80-76	+4	33-64/27-62	.516/.435	6-14/12-30	.429/.400	8-13/10-17	.615/.588	38/36 +2	10/12	11/14	3/3	7/7	17/18
Kentucky	33/30	30/41	63-71	(8)	23-63/25-64	.365/.391	9-23/4-18	.391/.222	8-11/17-23	.727/.739	36/49 (13)	9/14	8/11	2/8	4/4	21/13
Texas	23/26	40/47	63-73	(10)	22-51/21-50	.431/.420	6-18/10-28	.333/.357	13-16/21-23	.813/.913	27/31 (4)	10/13	13/12	4/2	8/5	20/13
TEXAS TECH	46/26	33/37	79-63	+16	27-59/22-64	.458/.344	13-30/6-28	.433/.214	12-19/13-22	.632/.591	39/42 (3)	19/8	13/11	3/5	6/7	18/15
Kansas State	33/30	34/44	67-74	(7)	24-52/25-58	.462/.431	7-20/10-24	.350/.417	12-16/14-24	.750/.583	36/30 +6	11/17	23/12	4/1	9/11	23/15
OKLAHOMA STATE	36/36	48/36	84-72	+12	31-62/24-55	.500/.436	11-29/9-20	.379/.450	11-15/15-18	.733/.833	38/27 +11	14/11	8/8	3/3	5/4	15/15
TCU	37/37	32/32	82-77	+5	28-68/27-71	.412/.380	9-30/8-26	.300/.308	17-23/15-24	.739/.625	49/43 +6	13/13	15/13	5/4	5/8	22/18
WEST VIRGINIA	43/16	35/37	78-53	+25	28-53/20-59	.528/.339	8-20/3-23	.400/.130	14-18/10-15	.778/.667	31/36 (5)	17/14	19/24	6/4	7/11	16/18
Texas Tech	20/45	42/46	62-91	(29)	22-48/34-56	.458/.607	9-21/16-26	.429/.615	9-12/7-13	.750/.538	23/30 (7)	8/19	13/8	2/2	3/5	17/11
KANSAS STATE	34/27	30/22	64-49	+15	21-53/18-57	.396/.316	8-24/8-21	.333/.381	14-19/5-5	.737/1000	41/31 +10	14/9	10/12	6/4	6/5	8/17
Oklahoma State	32/37	40/30	72-67	+5	22-56/27-63	.393/.429	8-23/11-29	.348/.379	20-23/2-5	.870/.400	41/34 +7	14/11	15/13	3/6	6/3	14/18
Oklahoma	28/41	40/40	68-81	(13)	27-66/28-57	.409/.491	7-31/9-23	.226/.391	7-11/16-22	.636/.727	41/31 +10	8/16	15/9	1/0	4/8	18/14
BAYLOR	32/29	46/41	78-70	+8	26-59/24-67	.441/.358	6-16/6-31	.375/.194	20-30/16-24	.667/.667	43/43 -	14/7	12/13	6/3	7/7	19/22
Texas	29/29	36/28	65-57	+8	23-55/20-56	.418/.357	3-11/8-25	.273/.320	16-22/9-16	.727/.563	41/32 +9	11/10	13/8	5/4	6/11	11/19
West Virginia	48/40	40/34	88-74	+14	33-63/30-69	.524/.435	8-20/6-22	.400/.273	14-16/8-17	.875/.471	43/33 +10	16/18	16/11	7/2	8/3	15/16

Note: Game totals are displayed in the format TEAM/OPPONENT for each category

2018-19 Kansas Men's Basketball
Kansas Game-by-Game Highs (as of Mar 15, 2019)
All games

Opponent	Date	Score	Points	Rebounds	Assists	Steals	Blocked shots
vs Michigan St.	11/06/18	92-87	21-Quentin Grimes	14-Dedric Lawson	6-Dedric Lawson	3-Lagerald Vick Devon Dotson	4-Udoka Azubuike
VERMONT	11/12/18	84-68	32-Lagerald Vick	11-Udoka Azubuike	10-Quentin Grimes	2-Devon Dotson Marcus Garrett	1-Mitch Lightfoot Udoka Azubuike
LOUISIANA	11/16/18	89-76	33-Lagerald Vick	9-Lagerald Vick	5-Marcus Garrett	2-Lagerald Vick	4-Udoka Azubuike
vs Marquette	11/21/18	77-68	26-Dedric Lawson	12-Dedric Lawson	4-Devon Dotson	3-Devon Dotson	2-Marcus Garrett Dedric Lawson
vs Tennessee	11/23/18	87-81	24-Dedric Lawson	13-Dedric Lawson	5-Dedric Lawson	2-K.J. Lawson	1-Mitch Lightfoot Udoka Azubuike
STANFORD	12/01/18	90-84	27-Lagerald Vick	15-Dedric Lawson	4-Devon Dotson	4-Marcus Garrett	None
WOFFORD	12/04/18	72-47	20-Dedric Lawson	8-Dedric Lawson	3-K.J. Lawson Devon Dotson Marcus Garrett	3-Devon Dotson	3-Dedric Lawson
NEW MEXICO STATE	12/08/18	63-60	20-Dedric Lawson	10-Dedric Lawson	5-Lagerald Vick	3-Charlie Moore	1-Mitch Lightfoot Dedric Lawson Lagerald Vick David McCormack
VILLANOVA	12/15/18	74-71	29-Lagerald Vick	12-Dedric Lawson	3-Marcus Garrett	4-Marcus Garrett	1-Marcus Garrett Mitch Lightfoot
SOUTH DAKOTA	12/18/18	89-53	18-Charlie Moore	14-Dedric Lawson	6-Devon Dotson	3-Dedric Lawson Lagerald Vick Marcus Garrett	2-David McCormack
at Arizona State	12/22/18	76-80	30-Dedric Lawson	14-Dedric Lawson	5-Devon Dotson	2-Charlie Moore Lagerald Vick	1-Devon Dotson Dedric Lawson Mitch Lightfoot Quentin Grimes David McCormack
EASTERN MICHIGAN	12/29/18	87-63	23-Udoka Azubuike	9-Udoka Azubuike	5-Dedric Lawson	3-Devon Dotson	2-Udoka Azubuike
OKLAHOMA	01/02/19	70-63	16-Devon Dotson	15-Dedric Lawson	5-Marcus Garrett	4-Devon Dotson	3-Dedric Lawson
at Iowa State	01/05/19	60-77	19-Quentin Grimes	12-Dedric Lawson	3-Dedric Lawson Devon Dotson	2-Devon Dotson Lagerald Vick	1-Dedric Lawson
TCU	01/09/19	77-68	31-Dedric Lawson	14-Dedric Lawson	4-Lagerald Vick	3-Dedric Lawson	1-Ochai Agbaji Devon Dotson
at Baylor	01/12/19	73-68	18-Lagerald Vick	6-Quentin Grimes	5-Devon Dotson	5-Dedric Lawson	5-Dedric Lawson
TEXAS	01/14/19	80-78	21-Lagerald Vick	8-Dedric Lawson	5-Devon Dotson	3-Marcus Garrett	1-Marcus Garrett
at West Virginia	1/19/19	64-65	15-Dedric Lawson Marcus Garrett	11-Dedric Lawson	3-Marcus Garrett	6-Marcus Garrett	1-Dedric Lawson
IOWA STATE	01/21/19	80-76	29-Dedric Lawson	15-Dedric Lawson	8-Devon Dotson	3-Marcus Garrett	1-Dedric Lawson Ochai Agbaji Marcus Garrett
at Kentucky	01/26/19	63-71	20-Dedric Lawson	15-Dedric Lawson	4-Devon Dotson	2-Marcus Garrett	1-Dedric Lawson Marcus Garrett
at Texas	01/29/19	63-73	24-Ochai Agbaji	7-Dedric Lawson Ochai Agbaji	4-Devon Dotson	3-Dedric Lawson	2-Dedric Lawson
TEXAS TECH	02/02/19	79-63	25-Dedric Lawson	10-Ochai Agbaji Dedric Lawson	6-Charlie Moore	3-Devon Dotson	2-Dedric Lawson
at Kansas State	02/05/19	67-74	18-Dedric Lawson	9-Dedric Lawson	5-Devon Dotson	3-Devon Dotson	2-Dedric Lawson
OKLAHOMA STATE	02/09/19	84-72	25-Dedric Lawson	9-Mitch Lightfoot	5-Dedric Lawson	2-Devon Dotson	2-Mitch Lightfoot
at TCU	02/11/19	82-77	25-Devon Dotson	11-Ochai Agbaji	5-Devon Dotson	2-Devon Dotson	3-Mitch Lightfoot
WEST VIRGINIA	02/16/19	78-53	15-K.J. Lawson Devon Dotson	7-Mitch Lightfoot	8-Devon Dotson	2-Quentin Grimes David McCormack	3-Mitch Lightfoot
at Texas Tech	2/23/19	62-91	14-Dedric Lawson	5-Dedric Lawson	3-Quentin Grimes	2-Quentin Grimes	1-Dedric Lawson Ochai Agbaji

2018-19 Kansas Men's Basketball
Kansas Game-by-Game Highs (as of Mar 15, 2019)
All games

Opponent	Date	Score	Points	Rebounds	Assists	Steals	Blocked shots
KANSAS STATE	02/25/19	64-49	18-Dedric Lawson	14-Dedric Lawson	5-Dedric Lawson	2-Dedric Lawson Marcus Garrett	3-Mitch Lightfoot
at Oklahoma State	03/02/19	72-67	20-Dedric Lawson	15-Dedric Lawson	4-Devon Dotson	3-Dedric Lawson	1-Mitch Lightfoot David McCormack Ochai Agbaji
at Oklahoma	03/05/19	68-81	18-David McCormack Dedric Lawson	11-Dedric Lawson	4-Devon Dotson	2-David McCormack	1-Ochai Agbaji
BAYLOR	03/09/19	78-70	23-Dedric Lawson	14-Dedric Lawson	5-Quentin Grimes	2-Marcus Garrett Devon Dotson Dedric Lawson	3-Dedric Lawson
vs Texas	03/14/19	65-57	17-Devon Dotson	9-David McCormack	4-Devon Dotson	2-Dedric Lawson	3-Mitch Lightfoot
vs West Virginia	03/15/19	88-74	24-Dedric Lawson	8-Quentin Grimes David McCormack Dedric Lawson	6-Devon Dotson	4-Quentin Grimes	4-Mitch Lightfoot

2018-19 Kansas Men's Basketball
Kansas Individual Game-by-Game (as of Mar 15, 2019)
All games

#00 Marcus Garrett

Opponent	Date	gs	min	Total		3-Pointers		Free throws		Rebounds				pf	a	t/o	blk	stl	pts	avg	
				fg-fga	pct	3fg-fga	pct	ft-fa	pct	off	def	tot	avg								
vs Michigan St.	11/06/18		14	1-3	.333	0-0	.000	2-2	1.000	0	1	1	1.0	4	2	0	0	0	4	4.0	
VERMONT	11/12/18		26	1-6	.167	0-1	.000	2-2	1.000	1	4	5	3.0	1	3	0	0	2	4	4.0	
LOUISIANA	11/16/18		24	1-3	.333	0-2	.000	4-6	.667	1	1	2	2.7	0	5	2	0	1	6	4.7	
vs Marquette	11/21/18		28	4-13	.308	1-3	.333	2-5	.400	1	2	3	2.8	0	0	0	2	1	11	6.3	
STANFORD	12/01/18		33	2-5	.400	0-0	.000	0-0	.000	0	1	1	2.4	0	1	2	0	4	4	5.8	
WOFFORD	12/04/18	*	30	2-6	.333	1-4	.250	2-3	.667	0	7	7	3.2	1	3	0	1	2	7	6.0	
NEW MEXICO STATE	12/08/18	*	31	4-7	.571	2-4	.500	0-2	.000	1	2	3	3.1	3	2	1	0	0	10	6.6	
VILLANOVA	12/15/18	*	37	0-4	.000	0-2	.000	1-2	.500	3	1	4	3.3	1	3	1	1	4	1	5.9	
SOUTH DAKOTA	12/18/18	*	29	3-4	.750	0-1	.000	1-2	.500	0	5	5	3.4	0	5	0	0	3	7	6.0	
at Arizona State	12/22/18	*	22	0-5	.000	0-1	.000	7-8	.875	3	3	6	3.7	3	1	1	0	1	7	6.1	
EASTERN MICHIGAN	12/29/18		18	0-2	.000	0-2	.000	1-2	.500	0	4	4	3.7	1	3	3	0	0	1	5.6	
OKLAHOMA	01/02/19		28	1-3	.333	0-1	.000	3-4	.750	0	1	1	3.5	2	5	1	0	1	5	5.6	
at Iowa State	01/05/19	*	30	4-8	.500	0-1	.000	0-0	.000	2	2	4	3.5	1	0	1	0	0	8	5.8	
TCU	01/09/19	*	35	3-8	.375	0-0	.000	2-3	.667	1	3	4	3.6	1	3	0	0	2	8	5.9	
at Baylor	01/12/19	*	25	1-2	.500	0-0	.000	2-4	.500	1	2	3	3.5	4	4	2	1	0	4	5.8	
TEXAS	01/14/19	*	35	8-11	.727	3-4	.750	1-4	.250	0	2	2	3.4	2	3	2	1	3	20	6.7	
at West Virginia	1/19/19	*	34	6-12	.500	0-2	.000	3-4	.750	0	2	2	3.4	4	3	1	0	6	15	7.2	
IOWA STATE	01/21/19	*	39	8-12	.667	0-0	.000	0-3	.000	1	4	5	3.4	2	0	2	1	3	16	7.7	
at Kentucky	01/26/19	*	32	1-9	.111	0-2	.000	2-2	1.000	1	4	5	3.5	4	0	3	1	2	4	7.5	
at Texas	01/29/19	*	26	1-4	.250	0-1	.000	0-0	.000	2	3	5	3.6	2	1	1	0	0	2	7.2	
at Texas Tech	2/23/19		22	4-6	.667	1-1	1.000	0-0	.000	0	0	0	3.4	2	0	0	0	0	9	7.3	
KANSAS STATE	02/25/19		27	2-4	.500	2-4	.500	0-1	.000	1	3	4	3.5	2	0	2	1	2	6	7.2	
at Oklahoma State	03/02/19		27	2-3	.667	0-1	.000	2-2	1.000	2	4	6	3.6	0	0	0	0	1	6	7.2	
at Oklahoma	03/05/19		26	4-10	.400	0-5	.000	0-0	.000	2	3	5	3.6	2	0	3	0	0	8	7.2	
BAYLOR	03/09/19		27	2-5	.400	2-3	.667	1-4	.250	1	1	2	3.6	1	3	1	1	2	7	7.2	
vs Texas	03/14/19		20	2-4	.500	0-1	.000	1-1	1.000	0	8	8	3.7	0	1	2	0	1	5	7.1	
vs West Virginia	03/15/19		30	5-9	.556	0-1	.000	1-2	.500	0	5	5	3.8	2	2	1	0	0	11	7.3	
Totals			13	755	72-168	.429	12-47	.255	40-68	.588	24	78	102	3.8	45	53	32	10	41	196	7.3

Games played: 27
 Minutes/game: 28.0
 Points/game: 7.3
 FG Pct: 42.9
 3FG Pct: 25.5
 FT Pct: 58.8

Rebounds/game: 3.8
 Assists/game: 2.0
 Turnovers/game: 1.2
 Assist/turnover ratio: 1.7
 Steals/game: 1.5
 Blocks/game: 0.4

2018-19 Kansas Men's Basketball
Kansas Individual Game-by-Game (as of Mar 15, 2019)
All games

#01 Detric Lawson

Opponent	Date	gs	min	Total		3-Pointers		Free throws		Rebounds				pf	a	t/o	blk	stl	pts	avg	
				fg-fga	pct	3fg-fga	pct	ft-fa	pct	off	def	tot	avg								
vs Michigan St.	11/06/18	*	38	5-18	.278	0-2	.000	10-12	.833	4	10	14	14.0	2	6	2	2	2	20	20.0	
VERMONT	11/12/18	*	19	0-6	.000	0-0	.000	0-0	.000	1	6	7	10.5	4	2	3	0	1	0	10.0	
LOUISIANA	11/16/18	*	27	6-11	.545	0-1	.000	7-10	.700	4	2	6	9.0	3	3	5	0	1	19	13.0	
vs Marquette	11/21/18	*	33	9-16	.563	1-1	1.000	7-7	1.000	4	8	12	9.8	3	3	1	2	0	26	16.3	
vs Tennessee	11/23/18	*	41	9-16	.563	0-2	.000	6-11	.545	5	8	13	10.4	3	5	2	0	1	24	17.8	
STANFORD	12/01/18	*	36	7-16	.438	0-1	.000	10-11	.909	4	11	15	11.2	5	2	2	0	2	24	18.8	
WOFFORD	12/04/18	*	35	10-17	.588	0-4	.000	0-0	.000	2	6	8	10.7	2	1	1	3	2	20	19.0	
NEW MEXICO STATE	12/08/18	*	31	8-15	.533	1-2	.500	3-5	.600	5	5	10	10.6	0	1	2	1	1	20	19.1	
VILLANOVA	12/15/18	*	38	10-15	.667	1-2	.500	7-9	.778	2	10	12	10.8	4	1	0	0	0	28	20.1	
SOUTH DAKOTA	12/18/18	*	26	7-11	.636	0-3	.000	2-2	1.000	2	12	14	11.1	3	0	3	1	3	16	19.7	
at Arizona State	12/22/18	*	31	12-15	.800	1-2	.500	5-5	1.000	2	12	14	11.4	4	1	2	1	0	30	20.6	
EASTERN MICHIGAN	12/29/18	*	22	2-8	.250	0-0	.000	4-4	1.000	2	2	4	10.8	4	5	1	0	0	8	19.6	
OKLAHOMA	01/02/19	*	37	6-17	.353	0-3	.000	1-1	1.000	4	11	15	11.1	2	1	1	3	0	13	19.1	
at Iowa State	01/05/19	*	32	5-11	.455	0-1	.000	3-6	.500	2	10	12	11.1	3	3	6	1	0	13	18.6	
TCU	01/09/19	*	35	10-19	.526	2-4	.500	9-13	.692	6	8	14	11.3	1	0	3	0	3	31	19.5	
at Baylor	01/12/19	*	32	7-12	.583	0-0	.000	3-6	.500	1	2	3	10.8	2	1	4	5	5	17	19.3	
TEXAS	01/14/19	*	26	6-8	.750	0-0	.000	5-8	.625	0	8	8	10.6	3	0	0	0	0	17	19.2	
at West Virginia	1/19/19	*	34	5-11	.455	0-1	.000	5-6	.833	4	7	11	10.7	1	0	3	1	1	15	18.9	
IOWA STATE	01/21/19	*	38	13-17	.765	2-2	1.000	1-2	.500	7	8	15	10.9	3	1	4	1	0	29	19.5	
at Kentucky	01/26/19	*	39	7-18	.389	2-3	.667	4-4	1.000	4	11	15	11.1	4	2	1	1	1	20	19.5	
at Texas	01/29/19	*	34	4-15	.267	1-5	.200	4-4	1.000	1	6	7	10.9	2	1	2	2	3	13	19.2	
TEXAS TECH	02/02/19	*	28	9-14	.643	3-3	1.000	4-5	.800	2	8	10	10.9	5	0	0	2	0	25	19.5	
at Kansas State	02/05/19	*	40	6-15	.400	1-5	.200	5-6	.833	3	6	9	10.8	4	1	4	2	2	18	19.4	
OKLAHOMA STATE	02/09/19	*	39	10-17	.588	3-6	.500	2-2	1.000	2	5	7	10.6	2	5	2	0	1	25	19.6	
at TCU	02/11/19	*	35	6-16	.375	2-5	.400	0-1	.000	5	5	10	10.6	5	2	5	0	0	14	19.4	
WEST VIRGINIA	02/16/19	*	32	4-8	.500	2-3	.667	4-4	1.000	0	4	4	10.3	0	2	1	0	1	14	19.2	
at Texas Tech	2/23/19	*	26	3-8	.375	1-1	1.000	7-8	.875	2	3	5	10.1	3	1	2	1	0	14	19.0	
KANSAS STATE	02/25/19	*	33	6-20	.300	0-4	.000	6-6	1.000	5	9	14	10.3	1	5	1	1	2	18	19.0	
at Oklahoma State	03/02/19	*	34	5-11	.455	1-1	1.000	9-9	1.000	4	11	15	10.4	1	0	4	0	3	20	19.0	
at Oklahoma	03/05/19	*	27	6-11	.545	3-7	.429	3-4	.750	3	8	11	10.5	2	0	1	0	1	18	19.0	
BAYLOR	03/09/19	*	36	6-14	.429	0-1	.000	11-12	.917	4	10	14	10.6	1	1	2	3	2	23	19.1	
vs Texas	03/14/19	*	34	6-15	.400	1-2	.500	3-4	.750	1	5	6	10.4	3	1	6	1	2	16	19.0	
vs West Virginia	03/15/19	*	26	9-13	.692	2-3	.667	4-4	1.000	2	6	8	10.4	2	0	2	1	1	24	19.2	
Totals			33	1074	224-454	.493	30-80	.375	154-191	.806	99	243	342	10.4	87	57	78	35	41	632	19.2

Games played: 33
Minutes/game: 32.5
Points/game: 19.2
FG Pct: 49.3
3FG Pct: 37.5
FT Pct: 80.6

Rebounds/game: 10.4
Assists/game: 1.7
Turnovers/game: 2.4
Assist/turnover ratio: 0.7
Steals/game: 1.2
Blocks/game: 1.1

2018-19 Kansas Men's Basketball
Kansas Individual Game-by-Game (as of Mar 15, 2019)
All games

#02 Charlie Moore

Opponent	Date	gs	min	Total		3-Pointers		Free throws		Rebounds				pf	a	t/o	blk	stl	pts	avg
				fg-fga	pct	3fg-fga	pct	ft-fa	pct	off	def	tot	avg							
vs Michigan St.	11/06/18		11	0-1	.000	0-1	.000	1-2	.500	2	1	3	3.0	3	0	0	0	0	1	1.0
VERMONT	11/12/18		21	3-6	.500	1-3	.333	0-0	.000	0	1	1	2.0	2	2	0	0	1	7	4.0
LOUISIANA	11/16/18		21	0-5	.000	0-3	.000	0-0	.000	0	4	4	2.7	2	3	1	0	0	0	2.7
vs Marquette	11/21/18		14	0-0	.000	0-0	.000	0-0	.000	0	1	1	2.3	0	0	0	0	1	0	2.0
vs Tennessee	11/23/18		32	3-10	.300	1-4	.250	2-2	1.000	0	1	1	2.0	1	2	1	0	0	9	3.4
STANFORD	12/01/18		16	0-1	.000	0-1	.000	3-4	.750	0	0	0	1.7	2	3	0	0	0	3	3.3
WOFFORD	12/04/18		16	2-8	.250	0-5	.000	0-0	.000	0	0	0	1.4	1	0	0	1	0	4	3.4
NEW MEXICO STATE	12/08/18	*	24	2-7	.286	1-5	.200	0-0	.000	1	0	1	1.4	2	1	1	0	3	5	3.6
VILLANOVA	12/15/18		17	0-1	.000	0-0	.000	2-2	1.000	0	1	1	1.3	3	0	3	0	0	2	3.4
SOUTH DAKOTA	12/18/18		21	6-9	.667	6-9	.667	0-0	.000	0	0	0	1.2	1	4	1	0	2	18	4.9
at Arizona State	12/22/18		16	1-5	.200	1-3	.333	0-0	.000	0	1	1	1.2	1	0	2	0	2	3	4.7
EASTERN MICHIGAN	12/29/18		13	2-4	.500	2-4	.500	0-0	.000	0	0	0	1.1	2	1	3	0	1	6	4.8
OKLAHOMA	01/02/19		13	0-4	.000	0-1	.000	2-4	.500	1	2	3	1.2	1	1	0	0	1	2	4.6
at Iowa State	01/05/19		19	1-5	.200	0-2	.000	0-0	.000	2	1	3	1.4	1	2	0	0	0	2	4.4
TCU	01/09/19		4	0-3	.000	0-1	.000	0-0	.000	0	0	0	1.3	0	1	0	0	1	0	4.1
at Baylor	01/12/19		6	0-2	.000	0-1	.000	0-0	.000	0	0	0	1.2	0	0	0	0	0	0	3.9
TEXAS	01/14/19		3	0-1	.000	0-1	.000	0-0	.000	0	0	0	1.1	0	0	0	0	0	0	3.6
at West Virginia	1/19/19		3	0-1	.000	0-0	.000	0-0	.000	0	1	1	1.1	0	0	0	0	0	0	3.4
IOWA STATE	01/21/19		2	0-0	.000	0-0	.000	0-0	.000	0	0	0	1.1	0	0	0	0	1	0	3.3
at Texas	01/29/19		6	0-0	.000	0-0	.000	0-0	.000	0	0	0	1.0	1	0	0	0	0	0	3.1
TEXAS TECH	02/02/19		15	1-5	.200	0-3	.000	0-0	.000	0	1	1	1.0	1	6	2	0	0	2	3.0
at Kansas State	02/05/19		20	3-5	.600	2-4	.500	0-0	.000	0	3	3	1.1	2	2	3	0	2	8	3.3
OKLAHOMA STATE	02/09/19		13	2-7	.286	0-4	.000	0-0	.000	0	0	0	1.0	0	1	0	0	1	4	3.3
at TCU	02/11/19		13	0-3	.000	0-2	.000	0-0	.000	0	1	1	1.0	1	1	2	0	1	0	3.2
WEST VIRGINIA	02/16/19		13	1-4	.250	0-2	.000	0-0	.000	0	0	0	1.0	0	2	2	0	0	2	3.1
at Texas Tech	2/23/19		19	3-8	.375	3-7	.429	0-0	.000	0	1	1	1.0	1	1	2	0	0	9	3.3
KANSAS STATE	02/25/19		8	1-2	.500	1-1	1.000	0-0	.000	0	1	1	1.0	0	2	0	1	0	3	3.3
at Oklahoma State	03/02/19		8	0-0	.000	0-0	.000	0-0	.000	0	1	1	1.0	2	1	1	0	0	0	3.2
at Oklahoma	03/05/19		9	1-3	.333	1-2	.500	0-0	.000	0	0	0	1.0	1	2	1	0	0	3	3.2
BAYLOR	03/09/19		8	0-2	.000	0-1	.000	0-0	.000	0	0	0	0.9	3	0	0	0	1	0	3.1
vs Texas	03/14/19		7	0-1	.000	0-0	.000	0-0	.000	0	1	1	0.9	0	0	0	0	1	0	3.0
vs West Virginia	03/15/19		10	1-3	.333	0-1	.000	0-0	.000	0	1	1	0.9	0	1	2	0	0	2	3.0
Totals		1	421	33-116	.284	19-71	.268	10-14	.714	6	24	30	0.9	34	39	27	2	19	95	3.0

Games played: 32
Minutes/game: 13.2
Points/game: 3.0
FG Pct: 28.4
3FG Pct: 26.8
FT Pct: 71.4

Rebounds/game: 0.9
Assists/game: 1.2
Turnovers/game: 0.8
Assist/turnover ratio: 1.4
Steals/game: 0.6
Blocks/game: 0.1

2018-19 Kansas Men's Basketball
Kansas Individual Game-by-Game (as of Mar 15, 2019)
All games

#05 Quentin Grimes

Opponent	Date	gs	min	Total		3-Pointers		Free throws		Rebounds				pf	a	t/o	blk	stl	pts	avg	
				fg-fga	pct	3fg-fga	pct	ft-fa	pct	off	def	tot	avg								
vs Michigan St.	11/06/18	*	30	7-14	.500	6-10	.600	1-2	.500	0	1	1	1.0	3	4	1	0	1	21	21.0	
VERMONT	11/12/18	*	31	4-8	.500	2-4	.500	0-0	.000	1	2	3	2.0	4	10	3	0	0	10	15.5	
LOUISIANA	11/16/18	*	31	2-7	.286	1-2	.500	1-1	1.000	1	1	2	2.0	2	3	1	0	1	6	12.3	
vs Marquette	11/21/18	*	26	0-3	.000	0-1	.000	3-4	.750	0	4	4	2.5	4	0	2	0	0	3	10.0	
vs Tennessee	11/23/18	*	21	1-4	.250	0-2	.000	3-6	.500	0	4	4	2.8	0	0	2	0	1	5	9.0	
STANFORD	12/01/18	*	16	1-6	.167	0-3	.000	0-0	.000	0	1	1	2.5	2	0	1	0	0	2	7.8	
WOFFORD	12/04/18	*	32	6-10	.600	1-4	.250	1-2	.500	0	3	3	2.6	1	1	0	0	0	14	8.7	
NEW MEXICO STATE	12/08/18	*	18	2-5	.400	1-3	.333	0-0	.000	0	1	1	2.4	3	2	4	0	0	5	8.3	
VILLANOVA	12/15/18	*	14	0-2	.000	0-1	.000	1-2	.500	0	0	0	2.1	3	1	3	0	0	1	7.4	
SOUTH DAKOTA	12/18/18	*	21	3-9	.333	0-3	.000	0-1	.000	1	2	3	2.2	2	0	3	0	0	6	7.3	
at Arizona State	12/22/18	*	31	4-12	.333	0-5	.000	0-0	.000	2	0	2	2.2	1	3	2	1	0	8	7.4	
EASTERN MICHIGAN	12/29/18	*	29	4-6	.667	2-4	.500	6-6	1.000	0	2	2	2.2	2	2	3	0	0	16	8.1	
OKLAHOMA	01/02/19	*	35	6-11	.545	1-6	.167	1-3	.333	2	0	2	2.2	4	1	3	0	1	14	8.5	
at Iowa State	01/05/19	*	31	7-14	.500	3-6	.500	2-3	.667	2	4	6	2.4	1	2	2	0	1	19	9.3	
TCU	01/09/19	*	16	2-5	.400	0-3	.000	1-2	.500	0	2	2	2.4	4	1	2	0	0	5	9.0	
at Baylor	01/12/19	*	27	2-7	.286	1-4	.250	2-2	1.000	0	6	6	2.6	1	1	1	2	0	7	8.9	
TEXAS	01/14/19	*	29	2-5	.400	2-5	.400	0-0	.000	0	2	2	2.6	1	0	1	0	0	6	8.7	
at West Virginia	1/19/19	*	30	3-7	.429	2-4	.500	0-0	.000	0	2	2	2.6	2	2	2	0	0	8	8.7	
IOWA STATE	01/21/19	*	19	0-4	.000	0-1	.000	0-0	.000	0	0	0	2.4	0	0	0	0	1	0	8.2	
at Kentucky	01/26/19	*	29	5-9	.556	3-5	.600	0-2	.000	0	1	1	2.4	3	2	1	0	0	13	8.5	
at Texas	01/29/19	*	20	1-5	.200	1-3	.333	0-0	.000	0	1	1	2.3	3	1	1	0	1	3	8.2	
TEXAS TECH	02/02/19	*	31	2-7	.286	2-5	.400	0-1	.000	1	2	3	2.3	2	4	0	0	2	6	8.1	
at Kansas State	02/05/19	*	20	2-4	.500	2-2	1.000	0-0	.000	0	1	1	2.3	4	0	5	0	0	6	8.0	
OKLAHOMA STATE	02/09/19	*	30	2-7	.286	2-6	.333	0-1	.000	1	3	4	2.3	2	1	4	0	0	6	7.9	
at TCU	02/11/19	*	36	2-11	.182	1-8	.125	0-0	.000	0	2	2	2.3	5	4	1	0	0	5	7.8	
WEST VIRGINIA	02/16/19	*	22	2-8	.250	0-4	.000	0-0	.000	0	2	2	2.3	2	2	4	0	2	4	7.7	
at Texas Tech	2/23/19	*	27	1-3	.333	1-3	.333	0-2	.000	0	3	3	2.3	2	3	0	0	2	3	7.5	
KANSAS STATE	02/25/19	*	36	4-8	.500	3-6	.500	1-2	.500	2	1	3	2.4	1	2	1	0	1	12	7.6	
at Oklahoma State	03/02/19	*	36	6-11	.545	4-7	.571	1-2	.500	1	3	4	2.4	3	3	3	0	1	17	8.0	
at Oklahoma	03/05/19	*	26	1-6	.167	1-4	.250	0-0	.000	0	1	1	2.4	1	0	3	0	1	3	7.8	
BAYLOR	03/09/19	*	22	3-6	.500	3-4	.750	0-0	.000	0	2	2	2.4	2	5	1	0	0	9	7.8	
vs Texas	03/14/19	*	33	2-10	.200	1-6	.167	7-8	.875	1	3	4	2.4	2	3	1	0	1	12	8.0	
vs West Virginia	03/15/19	*	31	6-13	.462	5-8	.625	1-1	1.000	1	7	8	2.6	3	4	2	0	4	18	8.3	
Totals			33	886	95-247	.385	51-142	.359	32-53	.604	16	69	85	2.6	75	67	63	3	21	273	8.3

Games played: 33
Minutes/game: 26.8
Points/game: 8.3
FG Pct: 38.5
3FG Pct: 35.9
FT Pct: 60.4

Rebounds/game: 2.6
Assists/game: 2.0
Turnovers/game: 1.9
Assist/turnover ratio: 1.1
Steals/game: 0.6
Blocks/game: 0.1

2018-19 Kansas Men's Basketball
Kansas Individual Game-by-Game (as of Mar 15, 2019)
All games

#11 Devon Dotson

Opponent	Date	gs	min	Total		3-Pointers		Free throws		Rebounds				pf	a	t/o	blk	stl	pts	avg	
				fg-fga	pct	3fg-fga	pct	ft-fa	pct	off	def	tot	avg								
vs Michigan St.	11/06/18	*	34	6-11	.545	3-5	.600	1-2	.500	0	2	2	2.0	3	3	4	0	3	16	16.0	
VERMONT	11/12/18	*	27	3-5	.600	1-2	.500	0-0	.000	2	4	6	4.0	1	0	1	0	2	7	11.5	
LOUISIANA	11/16/18	*	20	2-6	.333	0-2	.000	0-0	.000	0	3	3	3.7	2	3	1	0	0	4	9.0	
vs Marquette	11/21/18	*	31	4-7	.571	0-0	.000	2-2	1.000	1	2	3	3.5	2	4	1	0	3	10	9.3	
vs Tennessee	11/23/18	*	40	5-8	.625	1-1	1.000	6-7	.857	1	3	4	3.6	2	2	2	0	0	17	10.8	
STANFORD	12/01/18	*	43	3-7	.429	0-0	.000	4-7	.571	0	2	2	3.3	3	4	0	0	2	10	10.7	
WOFFORD	12/04/18	*	30	6-9	.667	1-3	.333	3-3	1.000	0	3	3	3.3	3	3	2	0	3	16	11.4	
NEW MEXICO STATE	12/08/18	*	39	3-8	.375	0-2	.000	2-3	.667	2	2	4	3.4	2	2	3	0	1	8	11.0	
VILLANOVA	12/15/18	*	26	3-6	.500	1-1	1.000	4-4	1.000	1	1	2	3.2	4	1	2	0	0	11	11.0	
SOUTH DAKOTA	12/18/18	*	28	3-7	.429	0-1	.000	2-2	1.000	0	2	2	3.1	1	6	2	0	0	8	10.7	
at Arizona State	12/22/18	*	32	4-7	.571	2-4	.500	2-2	1.000	0	4	4	3.2	3	5	5	1	1	12	10.8	
EASTERN MICHIGAN	12/29/18	*	28	5-7	.714	1-2	.500	4-6	.667	0	3	3	3.2	1	4	2	1	3	15	11.2	
OKLAHOMA	01/02/19	*	28	4-10	.400	1-3	.333	7-8	.875	0	5	5	3.3	4	1	2	0	4	16	11.5	
at Iowa State	01/05/19	*	31	3-5	.600	1-2	.500	1-2	.500	2	5	7	3.6	1	3	5	0	2	8	11.3	
TCU	01/09/19	*	27	0-6	.000	0-3	.000	5-6	.833	0	1	1	3.4	3	3	1	1	2	5	10.9	
at Baylor	01/12/19	*	33	3-4	.750	1-1	1.000	7-10	.700	0	5	5	3.5	5	5	3	1	0	14	11.1	
TEXAS	01/14/19	*	36	3-6	.500	1-2	.500	3-4	.750	1	4	5	3.6	2	5	0	0	0	10	11.0	
at West Virginia	1/19/19	*	34	3-5	.600	1-1	1.000	2-2	1.000	0	1	1	3.4	3	1	7	0	0	9	10.9	
IOWA STATE	01/21/19	*	38	3-12	.250	0-1	.000	5-6	.833	0	2	2	3.4	3	8	0	0	2	11	10.9	
at Kentucky	01/26/19	*	33	4-10	.400	1-4	.250	0-0	.000	0	3	3	3.4	5	4	1	0	0	9	10.8	
at Texas	01/29/19	*	29	3-6	.500	0-0	.000	3-4	.750	0	4	4	3.4	3	4	1	0	1	9	10.7	
TEXAS TECH	02/02/19	*	34	7-12	.583	3-5	.600	3-5	.600	0	3	3	3.4	2	4	4	0	3	20	11.1	
at Kansas State	02/05/19	*	39	5-12	.417	0-1	.000	3-4	.750	1	4	5	3.4	5	5	4	1	3	13	11.2	
OKLAHOMA STATE	02/09/19	*	37	6-10	.600	1-4	.250	5-5	1.000	1	4	5	3.5	2	4	1	0	2	18	11.5	
at TCU	02/11/19	*	45	7-13	.538	4-7	.571	7-9	.778	0	10	10	3.8	2	5	6	0	2	25	12.0	
WEST VIRGINIA	02/16/19	*	31	5-7	.714	1-1	1.000	4-4	1.000	2	3	5	3.8	1	8	2	0	0	15	12.2	
at Texas Tech	2/23/19	*	25	3-7	.429	1-1	1.000	0-0	.000	0	2	2	3.7	4	1	2	0	0	7	12.0	
KANSAS STATE	02/25/19	*	33	5-12	.417	1-5	.200	5-5	1.000	0	1	1	3.6	0	3	1	0	1	16	12.1	
at Oklahoma State	03/02/19	*	32	2-10	.200	0-4	.000	0-0	.000	2	2	4	3.7	4	4	5	0	0	4	11.8	
at Oklahoma	03/05/19	*	26	2-7	.286	0-3	.000	2-4	.500	1	2	3	3.6	0	4	3	0	0	6	11.6	
BAYLOR	03/09/19	*	34	4-8	.500	1-4	.250	6-10	.600	2	1	3	3.6	3	0	3	0	2	15	11.7	
vs Texas	03/14/19	*	37	6-11	.545	1-1	1.000	4-5	.800	1	3	4	3.6	1	4	0	0	1	17	11.9	
vs West Virginia	03/15/19	*	30	4-10	.400	0-2	.000	5-6	.833	0	5	5	3.7	0	6	1	0	1	13	11.9	
Totals			33	1070	129-271	.476	29-78	.372	107-137	.781	20	101	121	3.7	80	119	77	5	44	394	11.9

Games played: 33
Minutes/game: 32.4
Points/game: 11.9
FG Pct: 47.6
3FG Pct: 37.2
FT Pct: 78.1

Rebounds/game: 3.7
Assists/game: 3.6
Turnovers/game: 2.3
Assist/turnover ratio: 1.5
Steals/game: 1.3
Blocks/game: 0.2

2018-19 Kansas Men's Basketball
Kansas Individual Game-by-Game (as of Mar 15, 2019)
All games

#12 Teahan, Chris

Opponent	Date	gs	min	Total		3-Pointers		Free throws		Rebounds				pf	a	t/o	blk	stl	pts	avg
				fg-fga	pct	3fg-fga	pct	ft-fa	pct	off	def	tot	avg							
WOFFORD	12/04/18	2		0-0	.000	0-0	.000	0-0	.000	0	0	0	0.0	0	0	0	0	0	0	0.0
EASTERN MICHIGAN	12/29/18	2		0-0	.000	0-0	.000	0-0	.000	0	0	0	0.0	1	1	0	0	0	0	0.0
at Iowa State	01/05/19	2		0-0	.000	0-0	.000	0-0	.000	0	0	0	0.0	0	0	0	0	0	0	0.0
TEXAS TECH	02/02/19	2		0-2	.000	0-2	.000	0-0	.000	0	1	1	0.3	0	0	1	0	0	0	0.0
at Kansas State	02/05/19	1		0-0	.000	0-0	.000	0-0	.000	0	0	0	0.2	0	0	0	0	0	0	0.0
WEST VIRGINIA	02/16/19	3		1-2	.500	1-2	.500	0-0	.000	0	0	0	0.2	1	0	0	0	0	3	0.5
at Texas Tech	2/23/19	3		0-0	.000	0-0	.000	0-0	.000	0	0	0	0.1	0	0	0	0	0	0	0.4
KANSAS STATE	02/25/19	0		0-0	.000	0-0	.000	0-0	.000	0	0	0	0.1	0	0	0	0	0	0	0.4
at Oklahoma	03/05/19	2		1-1	1.000	1-1	1.000	0-0	.000	0	0	0	0.1	0	0	0	0	0	3	0.7
vs West Virginia	03/15/19	1		0-0	.000	0-0	.000	0-0	.000	0	0	0	0.1	0	0	1	0	0	0	0.6
Totals		0	18	2-5	.400	2-5	.400	0-0	.000	0	1	1	0.1	2	1	2	0	0	6	0.6

Games played: 10
Minutes/game: 1.8
Points/game: 0.6
FG Pct: 40.0
3FG Pct: 40.0

Rebounds/game: 0.1
Assists/game: 0.1
Turnovers/game: 0.2
Assist/turnover ratio: 0.5

2018-19 Kansas Men's Basketball
Kansas Individual Game-by-Game (as of Mar 15, 2019)
All games

#13 K.J. Lawson

Opponent	Date	gs	min	Total		3-Pointers		Free throws		Rebounds				pf	a	t/o	blk	stl	pts	avg	
				fg-fga	pct	3fg-fga	pct	ft-fga	pct	off	def	tot	avg								
vs Michigan St.	11/06/18		10	1-1	1.000	1-1	1.000	1-2	.500	1	5	6	6.0	3	1	0	0	0	4	4.0	
VERMONT	11/12/18		3	0-0	.000	0-0	.000	0-0	.000	0	0	0	3.0	1	0	1	0	0	0	2.0	
LOUISIANA	11/16/18		2	1-1	1.000	0-0	.000	0-0	.000	0	0	0	2.0	0	0	0	0	1	2	2.0	
vs Marquette	11/21/18		2	0-0	.000	0-0	.000	0-0	.000	0	2	2	2.0	0	0	0	0	0	0	1.5	
vs Tennessee	11/23/18		19	2-4	.500	0-1	.000	4-6	.667	1	5	6	2.8	4	0	1	0	2	8	2.8	
STANFORD	12/01/18		4	0-0	.000	0-0	.000	2-2	1.000	2	0	2	2.7	1	0	1	0	0	2	2.7	
WOFFORD	12/04/18		17	2-4	.500	0-1	.000	1-2	.500	1	1	2	2.6	2	3	1	0	1	5	3.0	
NEW MEXICO STATE	12/08/18		4	1-1	1.000	1-1	1.000	0-0	.000	0	1	1	2.4	0	1	0	0	0	3	3.0	
VILLANOVA	12/15/18		14	0-2	.000	0-1	.000	0-0	.000	2	1	3	2.4	1	2	1	0	0	0	2.7	
SOUTH DAKOTA	12/18/18		9	1-3	.333	1-2	.500	0-0	.000	0	0	0	2.2	4	0	0	0	0	3	2.7	
at Arizona State	12/22/18		12	0-2	.000	0-2	.000	0-0	.000	0	2	2	2.2	2	2	0	0	0	0	2.5	
EASTERN MICHIGAN	12/29/18		11	2-4	.500	2-4	.500	0-0	.000	1	3	4	2.3	1	3	1	0	0	6	2.8	
OKLAHOMA	01/02/19		1	0-0	.000	0-0	.000	0-0	.000	0	0	0	2.2	0	0	1	0	0	0	2.5	
at Iowa State	01/05/19		9	1-2	.500	0-1	.000	0-0	.000	0	1	1	2.1	1	1	1	0	1	2	2.5	
TCU	01/09/19		11	2-3	.667	0-1	.000	3-3	1.000	1	0	1	2.0	0	0	0	0	0	7	2.8	
at Baylor	01/12/19		11	1-2	.500	0-0	.000	1-2	.500	1	0	1	1.9	1	0	0	0	0	3	2.8	
at West Virginia	1/19/19		16	1-5	.200	0-2	.000	0-0	.000	2	2	4	2.1	3	0	0	0	0	2	2.8	
IOWA STATE	01/21/19		9	1-2	.500	0-0	.000	0-0	.000	1	2	3	2.1	4	0	1	0	0	2	2.7	
at Kentucky	01/26/19		3	0-1	.000	0-0	.000	0-0	.000	0	0	0	2.0	1	0	0	0	0	0	2.6	
at Texas	01/29/19		4	0-0	.000	0-0	.000	0-0	.000	0	0	0	1.9	1	0	1	0	0	0	2.5	
TEXAS TECH	02/02/19		6	1-3	.333	1-3	.333	0-0	.000	0	0	0	1.8	2	0	0	0	0	3	2.5	
at Kansas State	02/05/19		12	1-2	.500	1-2	.500	0-0	.000	0	1	1	1.8	2	0	1	0	0	3	2.5	
OKLAHOMA STATE	02/09/19		11	1-3	.333	0-1	.000	0-0	.000	0	1	1	1.7	1	0	1	0	0	2	2.5	
at TCU	02/11/19		16	4-6	.667	0-1	.000	2-2	1.000	2	1	3	1.8	0	0	0	0	0	10	2.8	
WEST VIRGINIA	02/16/19		24	5-7	.714	3-4	.750	2-2	1.000	0	3	3	1.8	1	0	1	1	0	15	3.3	
at Texas Tech	2/23/19		20	3-6	.500	2-5	.400	0-0	.000	1	1	2	1.8	1	1	1	0	0	8	3.5	
KANSAS STATE	02/25/19		9	0-1	.000	0-1	.000	0-0	.000	0	3	3	1.9	2	0	1	0	0	0	3.3	
at Oklahoma State	03/02/19		6	1-4	.250	0-2	.000	0-0	.000	1	0	1	1.9	0	0	1	0	0	2	3.3	
at Oklahoma	03/05/19		13	0-3	.000	0-2	.000	0-0	.000	0	5	5	2.0	1	1	1	0	0	0	3.2	
BAYLOR	03/09/19		7	1-1	1.000	0-0	.000	0-0	.000	1	1	2	2.0	1	1	2	0	0	2	3.1	
vs Texas	03/14/19		2	0-0	.000	0-0	.000	0-0	.000	0	1	1	1.9	0	0	0	0	0	0	3.0	
vs West Virginia	03/15/19		10	0-0	.000	0-0	.000	0-0	.000	0	2	2	1.9	2	0	0	0	1	0	2.9	
Totals			0	307	33-73	.452	12-38	.316	16-21	.762	18	44	62	1.9	43	16	19	1	6	94	2.9

Games played: 32
Minutes/game: 9.6
Points/game: 2.9
FG Pct: 45.2
3FG Pct: 31.6
FT Pct: 76.2

Rebounds/game: 1.9
Assists/game: 0.5
Turnovers/game: 0.6
Assist/turnover ratio: 0.8
Steals/game: 0.2
Blocks/game: 0.0

2018-19 Kansas Men's Basketball
Kansas Individual Game-by-Game (as of Mar 15, 2019)
All games

#20 Luinstra, Garrett

Opponent	Date	gs	min	Total		3-Pointers		Free throws		Rebounds				pf	a	t/o	blk	stl	pts	avg
				fg-fga	pct	3fg-fga	pct	ft-fta	pct	off	def	tot	avg							
WOFFORD	12/04/18	1		0-0	.000	0-0	.000	0-0	.000	0	0	0	0.0	1	0	0	0	0	0	0.0
SOUTH DAKOTA	12/18/18	2		0-1	.000	0-0	.000	0-0	.000	1	0	1	0.5	0	0	0	0	0	0	0.0
TEXAS TECH	02/02/19	2		0-1	.000	0-1	.000	0-0	.000	0	0	0	0.3	0	0	0	0	0	0	0.0
at Kansas State	02/05/19	0		0-0	.000	0-0	.000	0-0	.000	0	0	0	0.3	1	1	0	0	0	0	0.0
WEST VIRGINIA	02/16/19	1		0-1	.000	0-0	.000	0-0	.000	0	0	0	0.2	0	0	1	0	0	0	0.0
at Texas Tech	2/23/19	1		0-0	.000	0-0	.000	0-0	.000	0	0	0	0.2	0	0	0	0	0	0	0.0
KANSAS STATE	02/25/19	0		0-0	.000	0-0	.000	0-0	.000	0	0	0	0.1	0	0	0	0	0	0	0.0
at Oklahoma	03/05/19	2		0-0	.000	0-0	.000	0-0	.000	0	0	0	0.1	0	0	0	0	0	0	0.0
vs West Virginia	03/15/19	1		0-0	.000	0-0	.000	0-0	.000	0	0	0	0.1	0	0	0	0	0	0	0.0
Totals		0	10	0-3	.000	0-1	.000	0-0	.000	1	0	1	0.1	2	1	1	0	0	0	0.0

Games played: 9
Minutes/game: 1.1
FG Pct: 0.0
3FG Pct: 0.0

Rebounds/game: 0.1
Assists/game: 0.1
Turnovers/game: 0.1
Assist/turnover ratio: 1.0

2018-19 Kansas Men's Basketball
Kansas Individual Game-by-Game (as of Mar 15, 2019)
All games

#24 Lagerald Vick

Opponent	Date	gs	min	Total		3-Pointers		Free throws		Rebounds				pf	a	t/o	blk	stl	pts	avg	
				fg-fga	pct	3fg-fga	pct	ft-fa	pct	off	def	tot	avg								
vs Michigan St.	11/06/18	*	32	1-7	.143	0-4	.000	0-0	.000	0	3	3	3.0	2	3	2	0	3	2	2.0	
VERMONT	11/12/18	*	33	12-14	.857	8-8	1.000	0-0	.000	1	2	3	3.0	2	1	2	0	1	32	17.0	
LOUISIANA	11/16/18	*	40	11-18	.611	7-12	.583	4-5	.800	2	7	9	5.0	0	2	3	0	2	33	22.3	
vs Marquette	11/21/18	*	36	6-12	.500	3-5	.600	1-2	.500	0	2	2	4.3	2	0	2	0	1	16	20.8	
vs Tennessee	11/23/18	*	43	6-12	.500	3-7	.429	0-0	.000	1	1	2	3.8	2	4	2	0	1	15	19.6	
STANFORD	12/01/18	*	43	10-17	.588	7-11	.636	0-0	.000	1	4	5	4.0	3	1	3	0	1	27	20.8	
WOFFORD	12/04/18		22	0-3	.000	0-2	.000	0-0	.000	0	2	2	3.7	0	0	2	0	1	0	17.9	
NEW MEXICO STATE	12/08/18		31	2-8	.250	1-3	.333	0-0	.000	0	6	6	4.0	2	5	1	1	2	5	16.3	
VILLANOVA	12/15/18	*	39	9-15	.600	3-8	.375	8-10	.800	0	7	7	4.3	2	1	3	0	0	29	17.7	
SOUTH DAKOTA	12/18/18	*	33	5-12	.417	2-3	.667	0-0	.000	2	3	5	4.4	2	2	3	1	3	12	17.1	
at Arizona State	12/22/18	*	37	5-16	.313	3-11	.273	1-1	1.000	0	2	2	4.2	4	1	3	0	2	14	16.8	
EASTERN MICHIGAN	12/29/18	*	29	2-7	.286	0-5	.000	0-1	.000	0	3	3	4.1	0	4	2	0	1	4	15.8	
OKLAHOMA	01/02/19	*	25	5-12	.417	2-7	.286	0-1	.000	0	4	4	4.1	1	1	4	1	3	12	15.5	
at Iowa State	01/05/19	*	29	2-8	.250	2-6	.333	0-0	.000	0	4	4	4.1	0	1	7	0	2	6	14.8	
TCU	01/09/19	*	36	5-10	.500	2-7	.286	0-0	.000	1	3	4	4.1	2	4	6	0	0	12	14.6	
at Baylor	01/12/19	*	36	6-10	.600	6-8	.750	0-1	.000	0	3	3	4.0	1	2	4	1	0	18	14.8	
TEXAS	01/14/19	*	32	7-14	.500	5-8	.625	2-2	1.000	0	4	4	4.0	0	4	0	0	1	21	15.2	
at West Virginia	1/19/19	*	33	5-12	.417	2-6	.333	1-1	1.000	1	2	3	3.9	1	0	2	0	0	13	15.1	
IOWA STATE	01/21/19	*	37	5-11	.455	2-6	.333	2-2	1.000	0	3	3	3.9	0	1	2	0	0	14	15.0	
at Kentucky	01/26/19	*	35	4-9	.444	2-5	.400	0-0	.000	1	5	6	4.0	3	1	1	0	1	10	14.8	
at Texas	01/29/19		23	4-9	.444	2-5	.400	0-0	.000	0	2	2	3.9	0	1	1	0	1	10	14.5	
TEXAS TECH	02/02/19	*	36	4-7	.571	3-4	.750	2-2	1.000	1	5	6	4.0	1	2	1	1	0	13	14.5	
at Kansas State	02/05/19	*	19	2-5	.400	1-4	.250	2-2	1.000	0	3	3	4.0	0	2	2	0	1	7	14.1	
Totals			20	759	118-248	.476	66-145	.455	23-30	.767	11	80	91	4.0	30	43	58	5	27	325	14.1

Games played: 23
Minutes/game: 33.0
Points/game: 14.1
FG Pct: 47.6
3FG Pct: 45.5
FT Pct: 76.7

Rebounds/game: 4.0
Assists/game: 1.9
Turnovers/game: 2.5
Assist/turnover ratio: 0.7
Steals/game: 1.2
Blocks/game: 0.2

2018-19 Kansas Men's Basketball
Kansas Individual Game-by-Game (as of Mar 15, 2019)
All games

#30 Ochai Agbaji

Opponent	Date	gs	min	Total		3-Pointers		Free throws		Rebounds				pf	a	t/o	blk	stl	pts	avg	
				fg-fga	pct	3fg-fga	pct	ft-fa	pct	off	def	tot	avg								
TCU	01/09/19		25	3-5	.600	1-2	.500	0-0	.000	1	3	4	4.0	2	1	0	1	2	7	7.0	
at Baylor	01/12/19		21	4-5	.800	1-2	.500	1-2	.500	1	2	3	3.5	2	0	0	0	1	10	8.5	
TEXAS	01/14/19		25	2-5	.400	0-2	.000	0-0	.000	0	4	4	3.7	1	2	0	0	1	4	7.0	
at West Virginia	1/19/19		4	0-1	.000	0-0	.000	0-0	.000	1	2	3	3.5	0	0	3	0	0	0	5.3	
IOWA STATE	01/21/19		16	3-6	.500	2-4	.500	0-0	.000	1	4	5	3.8	5	0	2	1	0	8	5.8	
at Kentucky	01/26/19		21	2-6	.333	1-4	.250	2-2	1.000	2	0	2	3.5	0	0	1	0	0	7	6.0	
at Texas	01/29/19	*	35	8-10	.800	2-4	.500	6-8	.750	4	3	7	4.0	4	0	2	1	2	24	8.6	
TEXAS TECH	02/02/19	*	33	3-8	.375	1-4	.250	3-6	.500	1	9	10	4.8	3	3	2	0	1	10	8.8	
at Kansas State	02/05/19	*	35	3-7	.429	0-2	.000	0-2	.000	1	3	4	4.7	3	0	4	1	1	6	8.4	
OKLAHOMA STATE	02/09/19	*	36	8-12	.667	5-7	.714	2-2	1.000	1	5	6	4.8	1	2	0	0	0	23	9.9	
at TCU	02/11/19	*	41	6-12	.500	2-6	.333	6-6	1.000	1	10	11	5.4	0	1	1	1	1	20	10.8	
WEST VIRGINIA	02/16/19	*	27	4-9	.444	1-4	.250	1-2	.500	0	3	3	5.2	4	1	3	0	1	10	10.8	
at Texas Tech	2/23/19	*	30	1-6	.167	0-3	.000	0-0	.000	0	2	2	4.9	1	0	2	1	0	2	10.1	
KANSAS STATE	02/25/19	*	16	0-1	.000	0-1	.000	0-0	.000	0	3	3	4.8	0	0	1	0	0	0	9.4	
at Oklahoma State	03/02/19	*	29	3-10	.300	3-8	.375	2-3	.667	0	5	5	4.8	2	2	0	1	0	11	9.5	
at Oklahoma	03/05/19	*	31	4-12	.333	1-7	.143	0-0	.000	0	3	3	4.7	3	0	1	1	0	9	9.4	
BAYLOR	03/09/19	*	30	3-10	.300	0-3	.000	0-0	.000	1	7	8	4.9	3	4	1	0	0	6	9.2	
vs Texas	03/14/19	*	26	1-5	.200	0-1	.000	0-1	.000	0	3	3	4.8	1	2	0	0	0	2	8.8	
vs West Virginia	03/15/19	*	21	4-9	.444	1-4	.250	0-0	.000	1	2	3	4.7	3	1	1	2	0	9	8.8	
Totals			13	502	62-139	.446	21-68	.309	23-34	.676	16	73	89	4.7	38	19	24	10	10	168	8.8

Games played: 19
Minutes/game: 26.4
Points/game: 8.8
FG Pct: 44.6
3FG Pct: 30.9
FT Pct: 67.6

Rebounds/game: 4.7
Assists/game: 1.0
Turnovers/game: 1.3
Assist/turnover ratio: 0.8
Steals/game: 0.5
Blocks/game: 0.5

2018-19 Kansas Men's Basketball
Kansas Individual Game-by-Game (as of Mar 15, 2019)
All games

#33 David McCormack

Opponent	Date	gs	min	Total		3-Pointers		Free throws		Rebounds				pf	a	t/o	blk	stl	pts	avg	
				fg-fga	pct	3fg-fga	pct	ft-fa	pct	off	def	tot	avg								
vs Michigan St.	11/06/18		5	1-2	.500	0-0	.000	1-4	.250	1	2	3	3.0	1	1	0	0	0	3	3.0	
LOUISIANA	11/16/18		10	1-4	.250	0-0	.000	0-0	.000	4	2	6	4.5	0	0	0	1	0	2	2.5	
vs Marquette	11/21/18		2	1-1	1.000	0-0	.000	0-0	.000	0	0	0	3.0	0	0	0	0	0	2	2.3	
vs Tennessee	11/23/18		4	0-0	.000	0-0	.000	0-0	.000	0	1	1	2.5	1	0	2	0	0	0	1.8	
STANFORD	12/01/18		1	0-0	.000	0-0	.000	0-0	.000	0	1	1	2.2	0	0	0	0	0	0	1.4	
WOFFORD	12/04/18		5	3-5	.600	0-0	.000	0-0	.000	0	3	3	2.3	0	0	0	0	0	6	2.2	
NEW MEXICO STATE	12/08/18		4	0-1	.000	0-0	.000	0-0	.000	0	0	0	2.0	0	0	0	1	0	0	1.9	
VILLANOVA	12/15/18		1	0-0	.000	0-0	.000	0-0	.000	0	0	0	1.8	0	0	0	0	0	0	1.6	
SOUTH DAKOTA	12/18/18		17	4-7	.571	0-0	.000	4-4	1.000	1	5	6	2.2	2	1	0	2	0	12	2.8	
at Arizona State	12/22/18		11	1-2	.500	0-0	.000	0-0	.000	2	2	4	2.4	2	0	0	1	0	2	2.7	
EASTERN MICHIGAN	12/29/18		17	2-2	1.000	0-0	.000	0-1	.000	0	5	5	2.6	2	0	0	1	1	4	2.8	
OKLAHOMA	01/02/19		6	0-1	.000	0-0	.000	0-0	.000	1	0	1	2.5	1	0	1	0	1	0	2.6	
at Iowa State	01/05/19		10	1-2	.500	0-0	.000	0-0	.000	0	1	1	2.4	1	0	0	0	0	2	2.5	
TCU	01/09/19		1	0-0	.000	0-0	.000	0-0	.000	0	0	0	2.2	0	0	0	0	0	0	2.4	
at Baylor	01/12/19		6	0-0	.000	0-0	.000	0-0	.000	0	0	0	2.1	1	0	0	0	0	0	2.2	
TEXAS	01/14/19		8	1-3	.333	0-0	.000	0-1	.000	3	1	4	2.2	2	0	1	0	0	2	2.2	
at West Virginia	1/19/19		8	1-1	1.000	0-0	.000	0-0	.000	1	3	4	2.3	0	0	0	0	0	2	2.2	
IOWA STATE	01/21/19		2	0-0	.000	0-0	.000	0-0	.000	0	1	1	2.2	0	0	0	0	0	0	2.1	
at Kentucky	01/26/19		8	0-1	.000	0-0	.000	0-1	.000	1	2	3	2.3	1	0	0	0	0	0	1.9	
at Texas	01/29/19		9	1-1	1.000	0-0	.000	0-0	.000	0	0	0	2.2	1	2	1	0	0	2	2.0	
TEXAS TECH	02/02/19		6	0-0	.000	0-0	.000	0-0	.000	0	1	1	2.1	0	0	2	0	0	0	1.9	
OKLAHOMA STATE	02/09/19	*	14	0-3	.000	0-0	.000	0-0	.000	4	1	5	2.2	2	0	0	1	0	0	1.8	
at TCU	02/11/19	*	17	1-3	.333	0-0	.000	2-4	.500	1	2	3	2.3	4	0	0	1	0	4	1.9	
WEST VIRGINIA	02/16/19	*	24	4-4	1.000	0-0	.000	2-4	.500	3	1	4	2.3	4	1	4	2	2	10	2.2	
at Texas Tech	2/23/19	*	16	3-3	1.000	0-0	.000	2-2	1.000	0	4	4	2.4	2	0	3	0	0	8	2.4	
KANSAS STATE	02/25/19	*	7	0-0	.000	0-0	.000	0-0	.000	1	0	1	2.3	0	0	2	0	0	0	2.3	
at Oklahoma State	03/02/19	*	11	1-4	.250	0-0	.000	3-4	.750	0	3	3	2.4	1	1	1	1	0	5	2.4	
at Oklahoma	03/05/19	*	21	8-11	.727	0-0	.000	2-3	.667	2	3	5	2.5	4	1	0	0	2	18	3.0	
BAYLOR	03/09/19	*	18	6-9	.667	0-0	.000	0-0	.000	1	4	5	2.6	2	0	0	1	0	12	3.3	
vs Texas	03/14/19	*	29	6-7	.857	0-0	.000	1-3	.333	6	3	9	2.8	2	0	3	1	0	13	3.6	
vs West Virginia	03/15/19	*	25	2-3	.667	0-0	.000	3-3	1.000	5	3	8	2.9	0	2	3	0	1	7	3.7	
Totals			10	323	48-80	.600	0-0	.000	20-34	.588	37	54	91	2.9	36	9	23	13	7	116	3.7

Games played: 31
Minutes/game: 10.4
Points/game: 3.7
FG Pct: 60.0
FT Pct: 58.8

Rebounds/game: 2.9
Assists/game: 0.3
Turnovers/game: 0.7
Assist/turnover ratio: 0.4
Steals/game: 0.2
Blocks/game: 0.4

2018-19 Kansas Men's Basketball
Kansas Individual Game-by-Game (as of Mar 15, 2019)
All games

#35 Udoka Azubuike

Opponent	Date	gs	min	Total		3-Pointers		Free throws		Rebounds				pf	a	t/o	blk	stl	pts	avg	
				fg-fga	pct	3fg-fga	pct	ft-fa	pct	off	def	tot	avg								
vs Michigan St.	11/06/18	*	20	7-10	.700	0-0	.000	3-7	.429	2	1	3	3.0	4	1	2	4	1	17	17.0	
VERMONT	11/12/18	*	34	10-17	.588	0-0	.000	3-6	.500	1	10	11	7.0	2	0	3	1	0	23	20.0	
LOUISIANA	11/16/18	*	23	8-10	.800	0-0	.000	1-4	.250	4	4	8	7.3	3	1	2	4	0	17	19.0	
vs Marquette	11/21/18	*	15	3-5	.600	0-0	.000	0-3	.000	1	3	4	6.5	4	2	2	0	0	6	15.8	
vs Tennessee	11/23/18	*	17	4-6	.667	0-0	.000	1-2	.500	1	3	4	6.0	5	0	4	1	1	9	14.4	
STANFORD	12/01/18	*	28	9-11	.818	0-0	.000	0-3	.000	3	6	9	6.5	4	1	2	0	1	18	15.0	
WOFFORD	12/04/18	*	4	0-1	.000	0-0	.000	0-0	.000	2	2	4	6.1	0	0	0	0	0	0	12.9	
EASTERN MICHIGAN	12/29/18	*	20	10-13	.769	0-0	.000	3-6	.500	3	6	9	6.5	2	0	2	2	1	23	14.1	
OKLAHOMA	01/02/19	*	23	4-5	.800	0-0	.000	0-1	.000	3	6	9	6.8	2	0	1	2	0	8	13.4	
Totals			9	184	55-78	.705	0-0	.000	11-32	.344	20	41	61	6.8	26	5	18	14	4	121	13.4

Games played: 9
Minutes/game: 20.4
Points/game: 13.4
FG Pct: 70.5
FT Pct: 34.4

Rebounds/game: 6.8
Assists/game: 0.6
Turnovers/game: 2.0
Assist/turnover ratio: 0.3
Steals/game: 0.4
Blocks/game: 1.6

2018-19 Kansas Men's Basketball
Kansas Individual Game-by-Game (as of Mar 15, 2019)
All games

#44 Mitch Lightfoot

Opponent	Date	gs	min	Total		3-Pointers		Free throws		Rebounds				pf	a	t/o	blk	stl	pts	avg
				fg-fga	pct	3fg-fga	pct	ft-fa	pct	off	def	tot	avg							
vs Michigan St.	11/06/18		6	2-2	1.000	0-0	.000	0-0	.000	1	0	1	1.0	3	0	0	1	0	4	4.0
VERMONT	11/12/18		6	0-1	.000	0-1	.000	1-2	.500	0	1	1	1.0	1	1	0	1	0	1	2.5
LOUISIANA	11/16/18		2	0-0	.000	0-0	.000	0-0	.000	0	0	0	0.7	1	0	1	0	0	1.7	
vs Marquette	11/21/18		13	1-1	1.000	0-0	.000	1-1	1.000	1	1	2	1.0	0	1	0	1	0	3	2.0
vs Tennessee	11/23/18		8	0-0	.000	0-0	.000	0-0	.000	0	3	3	1.4	0	0	0	1	0	0	1.6
STANFORD	12/01/18		5	0-1	.000	0-0	.000	0-0	.000	1	0	1	1.3	0	0	0	0	0	0	1.3
WOFFORD	12/04/18		6	0-0	.000	0-0	.000	0-0	.000	1	1	2	1.4	0	0	1	0	0	0	1.1
NEW MEXICO STATE	12/08/18		18	3-6	.500	0-1	.000	1-2	.500	2	4	6	2.0	3	1	1	1	0	7	1.9
VILLANOVA	12/15/18		14	1-1	1.000	0-0	.000	0-1	.000	0	2	2	2.0	1	0	1	1	0	2	1.9
SOUTH DAKOTA	12/18/18		14	2-3	.667	0-1	.000	3-4	.750	3	3	6	2.4	1	1	0	1	0	7	2.4
at Arizona State	12/22/18		8	0-1	.000	0-0	.000	0-0	.000	1	1	2	2.4	2	0	1	1	0	0	2.2
EASTERN MICHIGAN	12/29/18		11	2-3	.667	0-0	.000	0-0	.000	1	5	6	2.7	4	2	0	0	0	4	2.3
OKLAHOMA	01/02/19		4	0-0	.000	0-0	.000	0-0	.000	1	0	1	2.5	0	0	0	0	0	0	2.2
at Iowa State	01/05/19		7	0-1	.000	0-1	.000	0-0	.000	0	0	0	2.4	1	0	1	0	0	0	2.0
TCU	01/09/19		10	1-1	1.000	0-0	.000	0-0	.000	0	3	3	2.4	0	0	0	0	0	2	2.0
at Baylor	01/12/19		3	0-0	.000	0-0	.000	0-0	.000	0	2	2	2.4	2	0	0	1	0	0	1.9
TEXAS	01/14/19		6	0-1	.000	0-0	.000	0-2	.000	0	0	0	2.2	1	0	0	0	0	0	1.8
at West Virginia	1/19/19		4	0-0	.000	0-0	.000	0-0	.000	0	0	0	2.1	1	0	0	0	0	0	1.7
at Texas	01/29/19		14	0-1	.000	0-0	.000	0-0	.000	0	0	0	2.0	3	0	0	1	0	0	1.6
TEXAS TECH	02/02/19		7	0-0	.000	0-0	.000	0-0	.000	0	1	1	2.0	2	0	1	0	0	0	1.5
at Kansas State	02/05/19		14	2-2	1.000	0-0	.000	2-2	1.000	3	2	5	2.1	2	0	0	0	0	6	1.7
OKLAHOMA STATE	02/09/19		20	2-3	.667	0-1	.000	2-5	.400	5	4	9	2.4	5	1	0	2	1	6	1.9
at TCU	02/11/19		22	2-4	.500	0-1	.000	0-1	.000	3	3	6	2.6	5	0	0	3	1	4	2.0
WEST VIRGINIA	02/16/19		23	2-3	.667	0-0	.000	1-2	.500	1	6	7	2.8	3	1	1	3	1	5	2.1
at Texas Tech	2/23/19		11	1-1	1.000	0-0	.000	0-0	.000	2	2	4	2.8	1	1	1	0	1	2	2.1
KANSAS STATE	02/25/19		31	3-5	.600	1-2	.500	2-5	.400	1	4	5	2.9	2	2	1	3	0	9	2.4
at Oklahoma State	03/02/19		17	2-3	.667	0-0	.000	3-3	1.000	0	1	1	2.8	1	3	0	1	1	7	2.6
at Oklahoma	03/05/19		17	0-2	.000	0-0	.000	0-0	.000	2	2	4	2.9	4	0	2	0	0	0	2.5
BAYLOR	03/09/19		18	1-4	.250	0-0	.000	2-4	.500	2	2	4	2.9	3	0	2	1	0	4	2.5
vs Texas	03/14/19		12	0-2	.000	0-0	.000	0-0	.000	1	2	3	2.9	2	0	0	3	0	0	2.4
vs West Virginia	03/15/19		15	2-3	.667	0-1	.000	0-0	.000	0	0	0	2.8	3	0	3	4	0	4	2.5
Totals		0	366	29-55	.527	1-9	.111	18-34	.529	32	55	87	2.8	57	14	17	30	5	77	2.5

Games played: 31
Minutes/game: 11.8
Points/game: 2.5
FG Pct: 52.7
3FG Pct: 11.1
FT Pct: 52.9

Rebounds/game: 2.8
Assists/game: 0.5
Turnovers/game: 0.5
Assist/turnover ratio: 0.8
Steals/game: 0.2
Blocks/game: 1.0