



KANSAS

#KUBball

f /KANSASBASKETBALL

@KUHOOPS

@KUHOOPS

MARCH 23, 2019 | NCAA TOURNAMENT - SECOND ROUND | GAME NOTES

KANSAS COMMUNICATIONS

JAYHAWKS

26-9

OVERALL

12-6

BIG 12

#17 / #17

RANKING (AP/COACHES)



-vs-



27-9

OVERALL

11-7

SEC

#14 / #18

RANKING (AP/COACHES)

TIGERS

Bill Self
HEAD COACH

473-105 (.818)
RECORD AT KU, 16TH SEASON

Bruce Pearl
HEAD COACH

97-71 (.577)
RECORD AT AU, FIFTH SEASON

SCHEDULE (H: 17-0; A: 3-8; N: 6-1)

KU Rnk	OPP Rnk	Opponent	TV	Time/Result
NOVEMBER (5-0)				
6	1/1	10/10 vs. Michigan State!	ESPN	W, 92-87
12	2/1	-/- VERMONT-	ESPN2	W, 84-68
16	2/1	-/- LOUISIANA	JTV/ESPN+	W, 89-76
21	2/2	rv/rv vs. Marquette#	ESPN2	W, 77-68
23	2/2	5/5 vs. Tennessee#	ESPN2	W, 87-82 ot
DECEMBER (6-1)				
1	2/2	-/- STANFORD	ESPN	W, 90-84 ot
4	2/2	-/- WOFFORD	JTV/ESPN+	W, 72-47
8	2/2	-/- NEW MEXICO STATE*	ESPN2	W, 63-60
15	1/1	17/16 VILLANOVA	ESPN	W, 74-71
18	1/1	-/- SOUTH DAKOTA	JTV/ESPN+	W, 89-53
22	1/1	18/19 at Arizona State	ESPN2	L, 76-80
29	5/5	-/- EASTERN MICHIGAN	JTV/ESPN+	W, 87-63
JANUARY (5-4)				
2	5/6	23/25 OKLAHOMA*	ESPN2	W, 70-63
5	5/6	rv/rv at Iowa State*	ESPN2	L, 60-77
9	7/9	25/rv TCU*	ESPN2	W, 77-68
12	7/9	-/- at Baylor*	ESPN	W, 73-68
14	7/8	-/- TEXAS*	ESPN	W, 80-78
19	7/8	-/- at West Virginia*	ESPN	L, 64-65
21	9/10	24/25 IOWA STATE*	ESPN	W, 80-76
26	9/10	8/9 at Kentucky<	ESPN	L, 63-71
29	11/12	-/- at Texas*	ESPN	L, 63-73
FEBRUARY (5-2)				
2	11/12	16/15 TEXAS TECH*	CBS	W, 79-63
5	13/14	rv/rv at Kansas State*	ESPN	L, 67-74
9	13/14	-/- OKLAHOMA STATE*	ESPN	W, 84-72
11	14/14	rv/- at TCU*	ESPN	W, 82-77 ot
16	14/14	-/- WEST VIRGINIA*	ESPN	W, 78-53
23	12/12	14/14 at Texas Tech*	ESPN	L, 62-91
25	15/16	16/15 KANSAS STATE*	ESPN	W, 64-49
MARCH (5-2)				
2	15/16	-/- at Oklahoma State*	CBS	W, 72-67
5	13/14	-/- at Oklahoma*	ESPN2	L, 68-81
9	13/14	rv/rv BAYLOR*	ESPN	W, 78-70
BIG 12 CHAMPIONSHIP - KANSAS CITY, MO.				
14	17/18 (3)	-/- (6) vs. Texas	ESPN2	W, 65-57
15	17/18 (3)	-/- (10) vs. West Virginia	ESPN2	W, 88-74
16	17/18 (3)	rv/rv (5) vs. Iowa State	ESPN	L, 66-78
NCAA CHAMPIONSHIP (1st & 2nd ROUNDS) - SALT LAKE CITY				
21	17/17 (4)	-/- (13) vs. Northeastern	TNT	W, 87-53
23	17/17 (4)	14/18 (5) vs. Auburn	TBS	8:40 p.m.

All times Central and subject to change

Rank: AP Top 25 / USA Today Coaches' Poll

! State Farm Champions Classic (Indianapolis, Ind.); ~ NIT Season Tip-Off (Campus Round); # NIT Season Tip-Off (Brooklyn, N.Y.); ^ Jayhawk Shootout (Kansas City, Mo.); < SEC/Big 12 Challenge; * Big 12 Game

COMMUNICATIONS

CHRIS THEISEN

Asst. AD for Comm.
e theisen@ku.edu
c 785.331.9356

BRAD GILBERT

Asst. Comm. Director
e bgilbert@ku.edu
c 785.424.4008

GAME (4) KANSAS vs (5) AUBURN

36

NCAA Championship • Second Round
Salt Lake City, Utah • Vivint Smart Home Arena (18,284)
Saturday, March 23, 2019 • 8:40 p.m. (CT)



Play-by-Play: Andrew Catalon
Analysts: Steve Lappas
Reporter: Lisa Byington
Producer: Johnathan Segal
Director: Andy Goldberg



Radio: IMG Jayhawk Radio Network
Webcast: KUathletics.com/Radio
Play-by-Play: Brian Hanni
Analyst: Greg Gurley
Producer/Engineer: Steve Kincaid

TIP-OFF

- Kansas is making its 48th NCAA Tournament appearance and has a 108-46 record in the event. The Jayhawks have advanced to 31 Sweet 16 contests, 15 Final Fours and three of their five national championships have been in NCAA Championship format (1952, 1988, 2008).
- Kansas' 30-consecutive NCAA Championship appearances, beginning in 1990, is the longest active streak and the longest consecutive in NCAA tournament appearances history.
- Since seeding in the NCAA Tournament began in 1979, this is the fifth time Kansas entered the event a No. 4 seed. KU was also a No. 4 seed in 1994, 2001, 2004 and 2006 with the last two in the Bill Self era. The Jayhawks are 8-4 all-time as a No. 4 seed and 5-0 versus the No. 5 seed.
- This year marks the 19th-straight season that the Jayhawks have earned a top-four seed in the NCAA Tournament.
- This season, Kansas has faced 15 different teams in the 2019 NCAA Tournament field with a combined record of 14-7.
- With the 87-53 win against Northeastern (3/21), Kansas has won its last 13 NCAA Tournament first-round games, a string which started in 2007. Kansas is 23-10 all-time in Round of 32 games (since 1981).
- Entering the week, only three active players – Marcus Garrett, Mitch Lightfoot, Chris Teahan – had played in NCAA Tournament contests. Garrett and Teahan were members of last year's Final Four team and Lightfoot was also part of KU's 2017 Elite Eight run.
- With its No. 17 ranking this week, Kansas has now been inside the top-25 of the Associated Press poll for 200-consecutive weeks, a streak which began on Feb. 2, 2009. North Carolina holds the next-longest active streak at 100 weeks.
- RS-Junior Dedic Lawson, the Big 12's Newcomer of the Year as well as a *Sporting News* and USBWA All-American, is one of only two players participating in the NCAA Tournament to be averaging 18-plus ppg and 10-plus rpg (Dylan Windler of Belmont).

KU IN THE NCAA TOURNEY (More on pg. 49)

OVERALL (under Bill Self) 108-46 (38-14)
as No. 4 seed 8-4
In Round of 32 (Since 1981) 23-10



75.7	POINTS PER GAME >>	79.5
46.5	<< FG%	44.8
35.1	3FG% >>	37.7
70.1	FT% >>	71.2
38.3	<< REBOUNDS PER GAME	34.3
13.3	ASSISTS PER GAME >>	14.4
3.9	BLOCKS PER GAME >>	4.8
6.8	STEALS PER GAME >>	9.4
69.6	SCORING DEFENSE >>	68.4
40.5	<< FG% DEFENSE	43.5
33.2	<< 3FG% DEFENSE	35.1
+3.0	<< REBOUND MARGIN	-0.8
1.0	AST-TO RATIO >>	1.2

LAST GAME STARTERS

11 DOTSON FR • GUARD	5 GRIMES FR • GUARD	30 AGBAJI FR • GUARD	1 LAWSON R-JR • FORWARD	33 McCORMACK FR • FORWARD
MIN 32.4	MIN 27.3	MIN 25.9	MIN 32.5	MIN 10.4
PPG 12.3	PPG 8.2	PPG 8.9	PPG 19.3	PPG 3.6
FG% 48.0%	FG% 38.1%	FG% 45.7%	FG% 49.1%	FG% 61.0%
3FG% 36.0%	3FG% 34.0%	3FG% 31.5%	3FG% 38.4%	REB 3.0
AST 3.5	AST 2.0	REB 4.8	REB 10.3	BLK 0.4

NUMERICAL ROSTER

NO.	NAME	POS.	HT.	WT.	YR.	EXP.	HOMETOWN / HIGH SCHOOL / PREVIOUS SCHOOL
0	Marcus Garrett	G	6-5	195	So.	1L	Dallas, Texas / Skyline HS
1	Dedric Lawson	F	6-9	235	RS-Jr.	TR	Memphis, Tenn. / Hamilton HS / Memphis
2	Charlie Moore	G	5-11	180	RS-So.	TR	Chicago, Ill. / Morgan Park HS / California
5	Quentin Grimes	G	6-5	210	Fr.	HS	The Woodlands, Texas / College Park HS
10	Elijah Elliott	G	6-3	185	Fr.	HS	Southlake, Texas / Carroll Senior HS
11	Devon Dotson	G	6-2	185	Fr.	HS	Charlotte, N.C. / Providence Day School
12	Chris Teahan	G	6-4	195	So.	1L	Leawood, Kan. / Rockhurst HS
13	K.J. Lawson	G	6-8	210	RS-So.	TR	Memphis, Tenn. / Hamilton HS / Memphis
20	Garrett Luinstra	G	6-2	155	Fr.	HS	Lawrence, Kan. / Lawrence Free State HS
22	Silvio De Sousa	F	6-9	245	So.	1L	Luanda, Angola / IMG Academy [Fla.]
24	Lagerald Vick	G	6-5	190	Sr.	3L	Memphis, Tenn. / Douglass HS
30	Ochai Agbaji	G	6-5	210	Fr.	HS	Kansas City, Mo. / Oak Park HS
33	David McCormack	F	6-10	265	Fr.	HS	Norfolk, Va. / Oak Hill Academy
35	Udoka Azubuike	C	7-0	270	Jr.	2L	Delta, Nigeria / Potter's House Christian Academy [Fla.]
44	Mitch Lightfoot	F	6-8	225	Jr.	2L	Gilbert, Ariz. / Gilbert Christian HS

COACHING STAFF

NAME	POSITION // YEAR AT KU	ALMA MATER // YEAR
Bill Self	Head Coach // 16th	Oklahoma State // 1985
Kurtis Townsend	Assistant Coach // 15th	Western Kentucky // 1982
Norm Roberts	Assistant Coach // 8th	Queens College // 1987
Jerrance Howard	Assistant Coach // 6th	Illinois // 2004
Brennan Bechard	Dir. of Operations // 8th	Kansas // 2009
Fred Quartlebaum	Dir. of S-A Development // 5th	Fordham // 1989
Jeremy Case	Video Coordinator // 4th	Kansas // 2005

PRONUNCIATIONS

Udoka Azubuike.....you-DOE-kuh az-uh-BOO-kee
 Silvio De Sousa.....deh-SOE-suh
 Devon Dotson.....DEH-vawn
 Dedric Lawson.....DEE-drik
 Garrett Luinstra.....loo-IN-struh
 Ochai Agbaji.....OCH-eye uh-BAH-gée

RADIO/TV ROSTER



0 **MARCUS GARRETT**
So. · G · 6-5 · 195
Dallas, Texas




1 **DEDRIC LAWSON**
R-Jr. · F · 6-9 · 235
Memphis, Tenn.



2 **CHARLIE MOORE**
R-So. · G · 5-11 · 180
Chicago, Ill.



5 **QUENTIN GRIMES**
Fr. · G · 6-5 · 210
The Woodlands, Texas



10 **ELIJAH ELLIOTT**
Fr. · G · 6-3 · 185
Southlake, Texas



11 **DEVON DOTSON**
Fr. · G · 6-2 · 185
Charlotte, N.C.



12 **CHRIS TEAHAN**
So. · G · 6-4 · 195
Leawood, Kan.



13 **K.J. LAWSON**
R-So. · G · 6-8 · 210
Memphis, Tenn.



20 **GARRETT LUINSTRA**
Fr. · G · 6-2 · 155
Lawrence, Kan.



22 **SILVIO DE SOUSA**
So. · F · 6-9 · 245
Luanda, Angola



24 **LAGERALD VICK**
Sr. · G · 6-5 · 190
Memphis, Tenn.



30 **OCHAI AGBAJI**
Fr. · G · 6-5 · 210
Kansas City, Mo.



33 **DAVID MCCORMACK**
Fr. · F · 6-10 · 265
Norfolk, Va.



35 **UDOKA AZUBUIKE**
Jr. · C · 7-0 · 270
Delta, Nigeria



44 **MITCH LIGHTFOOT**
Jr. · F · 6-8 · 225
Gilbert, Ariz.



BILL SELF
Head Coach
16th Season



KURTIS TOWNSEND
Assistant Coach
15th Season



NORM ROBERTS
Assistant Coach
Eighth Season



JERRANCE HOWARD
Assistant Coach
Sixth Season



BRENNAN BECHARD
Director of Operations
Eighth Season



FRED QUARTLEBAUM
Dir. of S-A Development
Fifth Season

AUBURN TIGERS

NO.	NAME	POS.	HT.	WT.	CL.	HOMETOWN / PREVIOUS SCHOOL(S)
0	Horace Spencer	F	6-8	225	Sr.	Philadelphia, Pa. / Findlay Prep
1	Jared Harper	G	5-11	175	Jr.	Mableton, Ga. / Pebblebrook
2	Bryce Brown	G	6-5	198	Sr.	Stone Mountain, Ga. / Tucker
3	Danjel Purifoy	F	6-7	230	Jr.	Centreville, Ala. / Hargrave Military Academy
4	Malik Dunbar	G-F	6-6	230	Sr.	North Augusta, S.C.
5	Chuma Okeke	F	6-8	230	So.	Atlanta, Ga. / Westlake
10	Samir Doughty	G	6-4	195	Jr.	Philadelphia, Pa. / VCU
12	J'Von McCormick	G	6-0	175	Jr.	New Orleans, La.
14	Preston Cook	G	6-4	200	Fr.	Auburn, Ala. / Auburn
20	Myles Parker	F	6-8	200	Fr.	Madison, Ala. / Madison Academy
21	Devontae Williams	G	6-5	215	Jr.	Opp, Ala. / Opp
22	Will Macoy	G	6-4	200	Jr.	Birmingham, Ala. / Vestavia Hills
24	Anfernee McLemore	F	6-7	220	Jr.	Warwick, Ga. / Worth County
33	Chase Maasdorp	G	6-0	165	Fr.	Lakewood Ranch, Fla. / The Out-of-Door Academy
41	Cole Blackstock	F	6-9	260	Sr.	Killen, Ala. / Brooks
50	Austin Wiley	C	6-11	260	Jr.	Hoover, Ala. / Calusa Prep
54	Thomas Collier	F	6-9	215	Jr.	Birmingham, Ala. / Briarwood Christian

Head Coach: Bruce Pearl (Boston College '82)

Assistant Coaches: Ira Bowman, Wes Flanigan, Steven Pearl

ABOUT KANSAS

Ranked No. 17/17 nationally, Kansas is 26-9 overall and finished third in the 2019 Big 12 race with a 12-6 record. Kansas is coached by Bill Self who was inducted into the Naismith Basketball Hall of Fame in 2017. Self is 473-105 in his 16th season at Kansas and 680-210 in his 26th season overall.

In all games, Kansas ranks in the top three in the Big 12 in scoring offense (second at 75.7), field goal percentage (third at 46.5) and field goal percentage defense (third at 40.5). KU has outrebounded seven of its last eight opponents and has a +3.0 rebound margin. Kansas also averages 7.3 3-pointers made, 13.3 assists, 6.8 steals and 3.9 blocked shots per game. In three Big 12 Championship games, in which KU finished runner-up, the Jayhawks averaged 73.0 points, a +8.0 rebound margin, 13.3 assists, 7.3 steals and 6.0 blocks.

Redshirt-junior F Detric Lawson was named to the Big 12 Championship All-Tournament Team where he averaged 19.3 points, 7.3 rebounds and 2.0 steals in three games. On most every All-America team and national player of the year list, Lawson leads the Big 12 in scoring at 19.3 ppg, rebounding at 10.3 rpg and with 21 double-doubles after his 25-point, 11-rebound effort against Northeastern (3/21). The Big 12 Newcomer of the Year and All-Big 12 First Team selection, Lawson leads KU with 37 blocked shots and his 1.1 blocks per game are sixth in the conference.

NCAA DI DOUBLE-DOUBLE LEADERS

RNK	PLAYER (SCHOOL)	GAMES	DOUBLE-DOUBLES
1	Devontae Cacok (UNC-Willington)	33	24
t2	Jordan Murphy (Minnesota)	35	22
t2	Mike Daum (South Dakota St.)	33	22
t2	Nico Carvacho (Colorado St.)	32	22
t2	Cletrell Pope (Bethune-Cookman)	31	22
t6	Detric Lawson (Kansas)	35	21

Through games played on March 21, 2019

Freshman G Devon Dotson is averaging 16.0 points per game in his last five games. He joined Detric Lawson on the Big 12 Championship All-Tournament Team where he averaged 15.7 points, 4.3 assists and 4.0 rebounds in the three games. Dotson averaged 12.3 ppg, 3.9 rpg, 3.8 apg and 1.3 spg in Big 12 play. An All-Big 12 Third Team honoree, Dotson ranks 13th in the Big 12 in scoring (12.3), sixth in assists (3.5), 13th in field goal percentage (48.0), 10th in steals (1.3) and ninth in assist-to-turnover ratio (1.6).

Freshman G Ochai Agbaji has started the last 14 games for Kansas and has pulled down five or more rebounds in his last two games. After his 13 point against Northeastern, Agbaji has eight games of 10 or more points, including three 20-point efforts. Agbaji pulled his redshirt prior to the TCU game (1/9) and averages 8.9 points and 4.8 rebounds per contest.

Freshman G Quentin Grimes had a solid Big 12 Championship where he averaged 13.3 points, 4.3 rebounds, 2.3 assists and 2.0 steals with six 3-pointers made in the three contests. His 18 points against West

Virginia (3/15) were his third most this season. Grimes is second on the team with 52 3-pointers made this season. He averages 8.2 points and 2.5 rebounds per contest.

Sophomore G Marcus Garrett is averaging 8.3 rebounds in his last four games. He also had a solid Big 12 Championship where he averaged 7.7 points, 9.3 rebounds and 2.3 assists. Included was a career-high 15 rebounds, with seven points and four assists in the title game against Iowa State (3/16). Garrett ranks fourth in the Big 12 with 1.5 steals per game. He scored 8.8 points in Big 12 play.

Other KU regulars include freshman F David McCormack (3.6 ppg, 3.0 rpg), redshirt-sophomore G K.J. Lawson (3.1 ppg, 1.9 rpg), redshirt-sophomore G Charlie Moore (3.0 ppg, 20 3-pointers), and junior F Mitch Lightfoot (2.5 ppg, 2.9 rpg). McCormack has started each of the last 12 games and has pulled down five or more rebounds in four of his last five games. K.J. Lawson scored 13 points against Northeastern (3/21), which was his third double-figure game of the season.

ABOUT AUBURN

Located in Auburn, Alabama, win an enrollment 25,469, Auburn is 27-9 and takes a nine-game winning streak into the Kansas contest after its 78-77 win against New Mexico State (3/21). The Tigers are ranked No. 14/18 in the national polls and finished tied for fourth in the Southeastern Conference (SEC) with an 11-7 league record. Auburn was the SEC automatic qualifier for the NCAA Tournament after winning four games in four days claiming the conference tourney title. Auburn is coached by Bruce Pearl who is 97-71 in his fifth season at Auburn and 559-216 in his 24th season overall.

Auburn averages 79.5 points per game and has a +11.2 scoring margin, which ranks 21st nationally. The Tigers lead the nation in 3-point field goals made this season with 408 and are third nationally in 3-point field goals attempted (1,083), fourth in 3-pointers made per game (11.3) and fourth steals at 9.4. Auburn pulls down 34.3 rebounds per game and also averages 14.4 assists and 4.8 blocked shots per game.

Senior G Bryce Brown leads Auburn in scoring at 15.7 points per game. He also has made a team-high 124 3-pointers and is second on the squad with 70 assists. Junior G Jared Harper is next in scoring at 15.3 points per game and also second with 92 3-pointers made. Harper leads Auburn with 206 assists and has 42 steals. Sophomore F Chuma Okeke leads Auburn with 6.8 rebounds per game to complement his 11.8 scoring average. Okeke has made 50 3-pointers and leads the team with 44 blocked shots and 63 steals. Other Auburn starters include senior G/F Malik Dunbar (6.8 ppg, 3.3 rpg) and junior F Anfernee McLemore (6.6 ppg, 3.8 rpg). Dunbar has made 39 3-pointers and has 33 steals, while McLemore is second on the team with 39 blocked shots. Other Auburn regulars include junior G Samir Doughty (7.3 ppg, 3.3 rpg), senior F Horace Spencer (4.5 ppg, 4.3 rpg), junior G J'Von McCormick (3.9 ppg) and junior F Danjel Purifoy (3.3 ppg). Doughty is second on the team with 51 steals and has 63 assists.

2018-19 QUICK FACTS

GENERAL INFORMATION

Location	Lawrence, Kan.
Enrollment	28,510
Founded	1866
Nickname	Jayhawks
School Colors	Crimson (Pantone 186) and Blue (Pantone 293)
Conference	Big 12
Chancellor	Douglas A. Girod
Athletics Director	Jeff Long
Deputy Athletics Director (MBB)	Sean Lester
Athletics Website	www.KUAthletics.com
Ticket Office Phone	1.800.34.HAWKS (42957)

HISTORY

Seasons of Basketball	121st
First Season	1888-89
All-Time Record (Win %)	2,274-858 (.726)
Conference Regular-Season Titles (last)	61 (2018)
Conference Postseason Tourn. Titles (last)	15 (2018)
NCAA Tournament Appearances (last)	.48 (2019)
NCAA Tournament Record	108-46
Consecutive NCAA Appearances	30 (1990-pres.)
NCAA Final Four Appearances (last)	15 (2018)
NIT Appearances (last)	2 (1969)

ALLEN FIELDHOUSE

Year Opened (Seasons)	1955 (64th season)
Capacity	16,300
Consecutive Sellouts	291 games (Since 2001-02)
All-Time Record (Win %)	788-113 (.875)
Record under Bill Self (Win %)	.250-13 (.951)

COACHING STAFF

Head Coach	Bill Self (Oklahoma State, '85)
Record at KU	473-105 (16th season)
Overall Record	680-210 (26th season)
Assistant Coach	Kurtis Townsend (W. Kentucky, '82)
	15th season
Assistant Coach	Norm Roberts (Queens College, '87)
	Eighth season
Assistant Coach	Jerrance Howard (Illinois, '04)
	Sixth season

2017-18 REVIEW

Overall Record	31-8 (.795)
Big 12 Record (Finish)	13-5 (1st)
Home Record	14-4 (14-3 in AFH)
Road Record	7-3
Neutral Record	10-1
Big 12 Championship	No. 1 Seed / Champion
	vs. WVU - W, 81-70
NCAA Tournament	No. 1 Seed / Final Four
	vs. Villanova - L, 79-95
Associated Press Poll Ranking (final)	.4
USA TODAY Coaches' Poll Ranking (final)	.3

2018-19 TEAM INFORMATION

Letterwinners Returning / Lost	6 / 6
Starters Returning / Lost	2 / 3
Newcomers	.9
Fr / So / Jr / Sr	5 / 5 / 3 / 1

COMMUNICATIONS

Chris Theisen	Assistant AD Communications (MBB)
Phone	785.331.9356
Email	theisen@ku.edu
Brad Gilbert	Asst. Communications Director (MBB)
Phone	785.424.4008
Email	bgilbert@ku.edu
Mailing Address	Kansas Athletics Communications
	1651 Naismith Drive, Parrott 1400
	Lawrence, KS 66045-4069
Main Office Phone	785.864.3417
Twitter/Instagram	@KUHoops
Facebook	/KansasBasketball
Hashtags	#KUball #RockChalk #PayHeed



COVERING KANSAS IN SALT LAKE CITY

DATES

March 19-23, 2019 (Tuesday-Saturday)

KANSAS TRAVEL PLANS

On Tuesday, March 19, Kansas will practice in Lawrence, before flying to Salt Lake City, departing Allen Fieldhouse at 1:30 p.m. (Central). KU's communications office will be represented by Chris Theisen (theisen@ku.edu; cell-785.331.9356) and Brad Gilbert (brgilbert@ku.edu; cell-785.424.4008).

KANSAS INTERVIEWS

Beginning Wednesday, March 20, at 12:35 p.m. (MT), the Kansas locker room will be open to the media with two KU players in the news conference, followed by head coach Bill Self at 12:50 p.m. (MT). The locker room will close at 1:05 p.m. (MT), and KU will have its open practice at Vivint Smart Home Arena from 1:15-1:55 p.m. (MT). Any additional requests for head coach Bill Self should be directed to Theisen or Gilbert. Following each game of the NCAA Tournament, the KU locker room will be open for 30 minutes, with Self and a minimum of two players attending the postgame press conference.

NCAA TOURNAMENT HISTORY

Kansas is making its 48th NCAA Tournament appearance and has a 107-46 record in the event. The Jayhawks have advanced to 31 Sweet 16 contests, 15 Final Fours and three of their five national championships have been in NCAA Championship format (1952, 1988, 2008). Kansas' 30-consecutive NCAA Championship appearances, beginning in 1990, is the longest-active streak and the longest consecutive in NCAA tourney appearances history.

TELEVISION

No. 4 seed Kansas (25-9) will face No. 13 seed Northeastern on Thursday, March 21 at approximately 3 p.m. (Central) or 30 minutes following the Auburn-New Mexico State contest, which tips-off at 12:30 p.m. (CT). The game will be televised on TNT. Should Kansas win, it would face the Auburn-New Mexico State winner on Saturday, March 23 (time and TV are TBD).

KANSAS IN SALT LAKE CITY FOR THE NCAA TOURNAMENT

Kansas will be playing its first NCAA Tournament game in Utah and just the third game in the Beehive State. KU last played a game in Utah on Dec. 20, 1968 against Utah State in Logan. The Jayhawks won 67-61. The only other contest for KU came on Dec. 20, 1960 when Kansas fell to BYU, 80-70, in Provo.

WESTWOOD ONE BROADCAST INFORMATION

John Sadak (pxp) & Dan Dickau (color)
Sirius channel 137 and XM channel 203.

1) www.ncaa.com/marchmadnesslive (locate audio by individual game)

2) westwoodonesports.com/saltlakecity (every game from Salt Lake City in its entirety)

Mobile Apps:

1) Via the free NCAA March Madness Live app

ASSOCIATED PRESS (AP)

MARCH 18, 2019 (FINAL)

RANK	SCHOOL (FIRST PLACE VOTES)	RECORD	POINTS
1	Duke (58)	29-5	1,592
2	Virginia (5)	29-3	1,497(5)
3	North Carolina	27-6	1,453
4	Gonzaga (1)	30-3	1,398
5	Michigan State	28-6	1,382
6	Tennessee	29-5	1,270
7	Kentucky	27-6	1,232
8	Michigan	28-6	1,146
9	Texas Tech	26-6	1,033
10	Florida State	27-7	1,017
11	Houston	31-3	933
12	LSU	26-6	886
13	Purdue	23-9	727
14	Auburn	26-9	665
15	Buffalo	31-3	608
16	Virginia Tech	24-8	595
17	KANSAS	25-9	590
18	Kansas State	25-8	529
19	Wofford	29-4	385
20	Nevada	29-4	361
21	Wisconsin	23-10	339
22	Cincinnati	28-6	335
23	Villanova	25-9	306
24	Iowa State	23-11	245
25	Utah State	28-6	73

OTHERS RECEIVING VOTES: Marquette 63, Maryland 55, Mississippi State 35, Murray State 12, **New Mexico State 11**, UCF 9, Louisville 8, VCU 4, Seton Hall 3, Old Dominion 2, Liberty 1

USA TODAY (COACHES)

MARCH 18, 2019

RANK	SCHOOL (FIRST PLACE VOTES)	RECORD	POINTS
1	Duke (25)	29-5	744
2	Virginia (1)	29-3	701
3	Gonzaga (3)	30-3	667
4	North Carolina	27-6	666
5	Tennessee (1)	29-5	636
6	Michigan State	28-6	598
7	Kentucky	27-6	565
8	Michigan	28-6	538
9	Houston	31-3	494
10	Texas Tech	26-6	454
11	Florida State	27-7	453
12	Louisiana State	26-6	370
13	Purdue	23-9	356
14	Kansas State	25-8	297
15	Virginia Tech	24-8	285
16	Buffalo	31-3	278
17	KANSAS	25-9	273
18	Auburn	26-9	213
19	Wofford	29-4	191
20	Nevada	29-4	182
21	Wisconsin	23-10	170
22	Villanova	25-9	151
23	Iowa State	23-11	141
24	Cincinnati	28-6	134
25	Utah State	28-6	48

OTHERS RECEIVING VOTES: Mississippi State 24; Seton Hall 7; **Arizona State 6**; Murray State 6; VCU 5; Washington 4; Louisville 3; Central Florida 3; Oregon 2; UC Irvine 2; Liberty 2; Florida 2

WEEK-BY-WEEK RANKINGS

WEEK	AP	COACHES	NCAA NET
Preseason	1 (37)	1 (14)	-
Nov. 12	2 (14)	-	-
Nov. 19	2 (7)	2	-
Nov. 26	2 (31)	2 (15)	11
Dec. 3	2 (19)	2 (10)	14
Dec. 10	1 (57)	1 (26)	6
Dec. 17	1 (56)	1 (27)	5
Dec. 24	5 (4)	5 (2)	16
Dec. 31	5 (4)	6	15
Jan. 7	7	9	16
Jan. 14	7	8	12
Jan. 21	9	10	19
Jan. 28	11	12	16
Feb. 4	13	14	17
Feb. 11	14	14	18
Feb. 18	12	12	18
Feb. 25	15	16	20
March 4	13	14	16
March 11	17	18	20
March 18	17	17	20

() - First place votes in parenthesis

RANKINGS BREAKDOWN

	AP	COACHES
Weeks in Top 25	770 (285)	542 (298)
Weeks in Top 10	552 (210)	426 (223)
Weeks in Top 5	336 (130)	288 (142)
Weeks at No. 1	69 (29)	61 (30)
Most Consecutive Weeks in Top 25	200* (200*)	208* (208*)
Most Consecutive Weeks at No. 1	15 (9)	15 (9)
W-L vs Top 25	229-193 (98-48)	-
Home vs Top 25	90-47 (44-6)	-
Away vs Top 25	52-76 (23-21)	-
Neutral vs Top 25	87-70 (30-21)	-
W-L vs Top 10	100-107 (40-20)	-
Home vs Top 10	34-31 (14-2)	-
Away vs Top 10	21-36 (10-6)	-
Neutral vs Top 10	45-41 (16-12)	-

() - Bill Self era in parenthesis

* - Current Streak - longest active in the NCAA

2018-19 BIG 12 STANDINGS (AS OF 3.21.19)

Team	BIG 12						OVERALL					
	Record	Pct	Home	Away	Neutral	Streak	Record	Pct	Home	Away	Neutral	Streak
Texas Tech	14-4	.778	8-1	6-3	0-0	W9	26-6	.813	17-1	6-3	3-2	L1
Kansas State	14-4	.778	7-2	7-2	0-0	W3	25-8	.758	15-2	7-5	3-1	L1
KANSAS	12-6	.667	9-0	3-6	0-0	W1	26-9	.743	17-0	3-8	6-1	W1
Baylor	10-8	.556	6-3	4-5	0-0	L3	20-13	.606	13-5	5-6	2-2	W1
Iowa State	9-9	.500	5-4	4-5	0-0	L3	23-11	.676	12-4	6-6	5-1	W3
Texas	8-10	.444	6-3	2-7	0-0	L2	17-16	.515	13-6	2-8	2-2	W1
TCU	7-11	.389	5-4	2-7	0-0	W1	21-13	.618	13-5	4-7	4-1	W1
Oklahoma	7-11	.389	5-4	2-7	0-0	L1	19-13	.594	11-4	5-7	3-2	L2
Oklahoma State	5-13	.278	3-6	2-7	0-0	W2	12-20	.375	8-7	2-10	2-3	L1
West Virginia	4-14	.222	4-5	0-9	0-0	L1	15-20	.429	11-6	0-10	4-4	W1

THE SERIES

Kansas and Auburn are meeting for the second time with the Tigers defeating the Jayhawks, 66-64, on March 16, 1985, in the second round of the NCAA Tournament in South Bend, Indiana.

Kansas and Auburn have two common opponents from the 2018-19 season. Kansas defeated Tennessee, 87-81 in overtime, in the finals of the NIT Season Tip-Off on Nov. 23, while Auburn went 2-0 versus Tennessee, which included an 84-64 win in the SEC Tournament title game. Kansas lost at Kentucky, 71-63, in the SEC/Big 12 Challenge on Jan. 26, while Auburn was swept by Kentucky in its two meetings this season.

A KANSAS WIN WOULD...

Make Kansas 27-9 and give KU 27 victories for the fifth-straight season and the 12th time in the last 13 seasons beginning in 2006-07 ... Advance Kansas to its 32nd round of 16 in the NCAA Tournament and its 24th Sweet 16 (with the term starting in 1975) ... Give KU its fourth-straight NCAA Tournament second-game victory and make KU 25-10 all-time in second games played in the event ... Make the KU-Auburn series tied at 1-1 and make the Jayhawks 2-1 against SEC foes this season ... Make KU 7-1 in neutral-site games this season ... Make Kansas 109-46 all-time in NCAA Tournament games ... Make Bill Self 474-105 while at Kansas, 681-210 all-time and 49-19 in the NCAA Tournament (39-14 while at KU) ... Make Kansas 2,275-858 all-time.

A KANSAS LOSS WOULD...

End Kansas' season at 26-10 ... Give the Jayhawks 10 losses in a season for just the second time in Bill Self's 16-year tenure in Lawrence with the other in 2014 ... End a Kansas three-straight second-round NCAA Tournament win streak which started in 2016 ... Make Kansas 24-11 in NCAA Tournament second round games played ... Drop KU to 8-5 all-time as a No. 4 seed in the NCAA Tournament ... Make Kansas 6-2 in neutral-site games this season ... Make Bill Self 473-106 while at Kansas, 680-211 all-time and 48-20 in the NCAA Tournament (38-15 while at Kansas)... Make Kansas 2,274-859 all-time.

NORTHEASTERN LEFTOVERS

- The Jayhawks hit 70.4 percent from the field in the second half (19-of-27), Kansas' best shooting performance in a half this season and its best since KU shot 72 percent (18-25) in the second half against West Virginia on March 10, 2018.
- Northeastern opened the second half on a 5-0 run but KU responded with an 18-2 run of its own to take a 55-32 lead, Northeastern never got back within 20 points.
- KU's 34-of-61 mark from the field tallied a season-best 55.7 percent shooting percentage.
- KU held its opponent to under 60 points for the sixth time this season, the Jayhawks are a perfect 6-0 in those contests and 168-1 under Self.
- The 53 points were the fewest by a Jayhawk opponent in the NCAA Tournament since Kansas defeated Detroit, 65-50, on March 16, 2012.
- Kansas held the Huskies to 28.1 percent shooting on the day, Northeastern's worst shooting performance of the season.
- Northeastern started 3-of-4 from deep and, after that point, went 3-for-24 from long range.

- Redshirt-junior F Detric Lawson recorded his 21st double-double of the season which ties him for third all-time on the Kansas single-season list with Cole Aldrich (2009) and Raef LaFrentz (1997).
- Devon Dotson's two assists moved him past Kirk Hinrich who dished 123 in 2000 for sixth all-time in assists during a single season by a Kansas freshman.
- K.J. Lawson's six field goals were a season-high and his 23 minutes marked the third time he has played 20 or more minutes in 2018-19.

KANSAS VS. THE 2019 NCAA CHAMPIONSHIP FIELD

Kansas has faced 15 NCAA Tournament teams in 2018-19 with a 14-7 record. Those include No. 2 seed Kentucky (0-1), No. 2 Michigan State (1-0), No. 2 Tennessee (1-0), No. 3 Texas Tech (1-1), No. 4 Kansas State (1-1), No. 5 Marquette (1-0), No. 6 Iowa State (1-2), No. 6 Villanova (1-0), No. 7 Wofford (1-0), No. 9 Baylor (2-0), No. 9 Oklahoma (1-1), No. 11 Arizona State (0-1), No. 12 New Mexico State (1-0), No. 13 Northeastern (1-0) and No. 13 Vermont (1-0).

KANSAS IN THE NCAA TOURNAMENT

- This year marks Kansas' 48th NCAA Tournament appearance, which ranks third nationally: Kentucky (57), North Carolina (49), Kansas (48), UCLA (47).
- Kansas' 30-straight NCAA Tournament appearances, from 1990-2019, is the nation's longest active streak and the best all time. North Carolina is second with 27 straight from 1975-2001.
- Under head coach Bill Self, Kansas is 38-14 (73.1 percent) in the NCAA Tournament with 10 Sweet 16s, eight Elite Eights, three Final Fours, one NCAA National Championship and one NCAA runner-up finish.
- The average seed under Self is 2.0 with eight No. 1 seeds, three No. 2 seeds, two No. 3 seeds and three No. 4 seeds. Kansas was a No. 1 seed in the last three NCAA Tournaments and, prior to this year, was a 1 or 2 seed each of the last nine events.
- In the last 17 NCAA Tournaments, Kansas has a 47-16 (74.6 percent) record with one NCAA National Championship (2008), five Final Fours (2002-03-08-12-18) and 10 Elite Eight (2002-03-04-07-08-11-12-16-17-18) appearances.
- Kansas sports an all-time NCAA Tournament record of 108-46. The Jayhawks' 108 wins trail only Kentucky (128), North Carolina (124) and Duke (112).
- KU will play its 155th NCAA Tournament game on Saturday. The Jayhawks' 154 games in the event rank third all-time in NCAA history, behind Kentucky (180) and North Carolina (179).
- KU's NCAA Tournament winning percentage of 70.1 percent ranks sixth all-time for a minimum of 20 games played.
- Kansas coach Bill Self is making his 21st-consecutive appearance in the NCAA Tournament as a head coach, which is the fifth-best consecutive string in tourney history by a head coach: 24 Mike Krzyzewski (1996-2019), 23 Dean Smith (1975-97), 22 Tom Izzo (1998-2019), 21 Bill Self (1999-2019), 20 Roy Williams (1990-2009), 17 Rick Barnes (1996-2012). Self, Krzyzewski and Izzo are the only active streaks.
- KU is one of nine schools that has won at least three NCAA Tournaments. The Jayhawks won the NCAA crown in 1952, 1988 and 2008. The other schools are: UCLA (11), Kentucky (8), North Carolina (6), Indiana (5), Duke (4), Connecticut (4), Kansas (3), Louisville (3) and Villanova (3).



NCAA TOP-150



BIG 12 TOP-10

STATISTIC RANKINGS

(as of 3.21.2019)

	STAT	NCAA	BIG 12
W-L%	.743	36th	3rd
SCORING	75.7	95th	2nd
SCORING DEFENSE	69.6	130th	7th
SCORING MARGIN	+6.1	68th	4th
REBOUNDING	38.3	40th	2nd
REBOUNDING DEF.	35.6	-	9th
REBOUNDING MARGIN	+3.0	84th	3rd
ASSISTS	13.3	-	7th
ASSIST-TO RATIO	1.0	-	9th
TURNOVER MARGIN	-0.2	-	6th
STEALS	6.8	103rd	5th
BLOCKED SHOTS	3.9	100th	7th
FG%	46.5	60th	3rd
FG% DEF.	40.5	26th	3rd
3FG MADE	7.3	-	7th
3FG%	35.1	136th	4th
3FG% DEF.	33.2	112th	4th
FT%	70.1	-	4th

INDIVIDUAL (ALL GAMES)

SCORING

Detric Lawson 19.3 60th 1st

FIELD GOAL PERCENTAGE (MIN. 5 MADE PER GAME)

Detric Lawson 49.1 119th 3rd

FREE THROWS MADE

Detric Lawson 160 44th 1st

Devon Dotson 1114 - 3rd

FREE THROWS ATTEMPTED

Detric Lawson 198 59th 1st

Devon Dotson 145 - 4th

FREE THROW PERCENTAGE

Detric Lawson 80.4 134th 4th

Devon Dotson 78.6 - 5th

REBOUNDING

Detric Lawson 10.3 15th 1st

DEFENSIVE REBOUNDS

Detric Lawson 7.3 24th 1st

OFFENSIVE REBOUNDS

Detric Lawson 3.1 38th 2nd

ASSISTS

Devon Dotson 3.5 - 6th

STEALS

Marcus Garrett 1.5 - 4th

BLOCKS

Detric Lawson 1.1 - 6th

Mitch Lightfoot 1.0 - 7th

DOUBLE-DOUBLES

Detric Lawson 21 6th 1st

2018-19 ACCOLADES

TEAM

NIT Season Tip-Off Champion
Preseason No. 1 in Associated Press Poll
Preseason No. 1 in USA TODAY Coaches' Poll
Preseason No. 1 in Big 12 Conference Coaches' Poll

OCHAI AGBAJI

Big 12 Newcomer of the Week (2.4.19)

UDOKA AZUBUIKE

Academic All-Big 12 First Team
Kareem Abdul-Jabbar Center of the Year Award Candidate (1 of 20)
Preseason All-Big 12 Honorable Mention

DEVON DOTSON

Big 12 All-Tournament Team
USBWA District VI All-District Team (3.12.19)
All-Big 12 Third Team
Big 12 All-Freshman Team
USBWA Wayman Tisdale Freshman of the Week (2.12.19)
Big 12 Newcomer of the Week (12.31.18)
Bob Cousy Point Guard of the Year Award Candidate (1 of 20)

MARCUS GARRETT

Big 12 All-Defensive Team

QUENTIN GRIMES

Big 12 Newcomer of the Week (11.12.18)
Wooden Award Preseason Watch List (1 of 50)
Naismith Trophy Watch List (1 of 50)
Jerry West Shooting Guard of the Year Candidate (1 of 20)
Preseason Big 12 Freshman of the Year
Preseason All-Big 12 Honorable Mention

DEDRIC LAWSON

USBWA All-America Third Team (3.18.19)
Big 12 All-Tournament Team
Sports Illustrated Third Team All-American (3.13.19)
USBWA District VI Player of the Year (3.12.19)
Sporting News Second Team All-American (3.11.19)
Big 12 Newcomer of the Year
All-Big 12 First Team
Big 12 All-Newcomer Team
Karl Malone Power Forward of the Year Award Finalist (1 of 5)
Naismith Trophy Semifinalist (1 of 10)
Naismith Trophy Midseason Team (1 of 30)
co-Big 12 Newcomer of the Week (2.11.19)
Karl Malone Power Forward of the Year Award Watch List (1 of 10)
Oscar Robertson Trophy Final Midseason Watch List (1 of 12)
Wooden Award Late Season Watch List (1 of 20)
co-Big 12 Newcomer of the Week (1.28.19)
Sporting News Midseason First Team All-American (1.15.19)
Big 12 Newcomer of the Week (1.14.19)
Wooden Award Midseason Watch List (1 of 25)
Big 12 Player of the Week (12.26.18)
Oscar Robertson Trophy Midseason Watch List (12.21.18)
Big 12 Newcomer of the Week (12.17.18)
Big 12 Newcomer of the Week (12.3.18)
Big 12 Player of the Week (11.26.18)
NIT Season Tip-Off MVP & All-Tournament Team
Big 12 Player of the Week (11.12.18)
Wooden Award Preseason Watch List (1 of 50)
NABC Player of the Year candidate (1 of 20)
Naismith Trophy Watch List (1 of 50)
Preseason Associated Press All-America
Karl Malone Power Forward of the Year Award Candidate (1 of 20)
Preseason All-Big 12 First Team

CHARLIE MOORE

Academic All-Big 12 First Team

LAGERALD VICK

Big 12 Player of the Week (12.3.18)
NIT Season Tip-Off All-Tournament Team
Big 12 Player of the Week (11.19.18)

KANSAS IN THE NCAA TOURNAMENT (CONT.)

- Kansas has appeared in the Final Four 15 times, making KU one of just six schools to reach the Final Four 10-plus times: North Carolina (20), UCLA (17), Kentucky (17), Duke (16), Kansas (15) and Ohio State (10).
- Five different Jayhawks have been named NCAA Championship Most Outstanding Player, including B.H. Born in 1953 and Wilt Chamberlain in 1957, who both won the award even though KU lost in the title game. Clyde Lovellette (1952) and Danny Manning (1988) also won the honor. Mario Chalmers won the Most Outstanding Player Award for the 2008 NCAA Championship.

SEED NOTES

Since seeding in the NCAA Tournament began in 1979, this is the fifth time Kansas entered the event a No. 4 seed. KU was also a No. 4 seed in 1994, 2001, 2004 and 2006 with the last two in the Bill Self era. The Jayhawks are 8-4 all-time as a No. 4 seed. Kansas is 5-0 all-time against the No. 5 seed with the last win against the seed coming in KU's 2018 run to the Final Four, an 80-76 win versus Clemson in the Sweet 16 in Omaha, Nebraska.

CRADLE OF TOURNAMENT COACHING LEGENDS

There are 11 head coaches who have advanced to the NCAA Tournament who graduated from the University of Kansas. In fact, the 127 combined NCAA Tournament wins by those coaches are easily the most by graduates of any one school: Phog Allen (KU 1906, 10-3), Tad Boyle (KU 1985, 1-4), Tim Carter (KU 1979, 0-2), Frosty Cox (KU 1930, 2-4), Jerod Haase (KU 1997, 1-1), Dick Harp (KU 1940, 4-2), Danny Manning (KU 1991, 0-1), Ralph Miller (KU 1942, 5-11), Adolph Rupp (KU 1922, 30-18), Dean Smith (KU 1953, 65-27) and Mark Turgeon (KU 1987, 9-8).

KANSAS AP RANKED FOR 200TH-STRAIGHT WEEK

With the release of the Associated Press' final 2018-19 top-25 on March 18, the Jayhawks found themselves among those ranked for the 200th-straight week. That streak ranks as the longest-active in NCAA DI and is 100 weeks clear of the next closest school.

Kansas' current streak began on Feb. 2, 2009 when KU reentered the AP ranks at No. 21. Since that week, the Jayhawks have not been slotted outside the top-20.

MOST CONSECUTIVE WEEKS RANKED IN AP TOP-25 (ACTIVE)

TEAM	CONSECUTIVE WEEKS	STARTED
KANSAS	200	2/2/2009
North Carolina	100	2/24/2014
Duke	62	2/15/2016
Gonzaga	57	11/2/2016
Michigan State	38	11/3/2017

TRIO OF JAYHAWKS EARN ALL-BIG 12 HONORS

Highlighted by Big 12 Newcomer of the Year Dedric Lawson, Kansas is well represented on the men's basketball 2018-19 All-Big 12 Team selected by the conference coaches, the league announced March 10.

Lawson was selected the Big 12 Newcomer of the Year and a unanimous selection for All-Big 12 First Team. The redshirt-junior forward was joined on the all-league team by KU guard Devon Dotson, who was third team honoree and also selected to the Big 12 All-Freshman Team. Sophomore Marcus Garrett was named to the Big 12 All-Defensive Team. Coaches were not allowed to vote for players from their own team.

Lawson is the second-consecutive Jayhawk to be named Big 12 Newcomer of the Year as Malik Newman earned the honor in 2017-18. Dating back to the Big Eight Conference, Lawson is the 10th Kansas player to be named its conference's newcomer of the year.

In the 23-year history of the conference, Kansas lays claim to a league-best 119 All-Big 12 selections which includes first-, second-, third-, honorable mention, all-defensive, all-freshman and all-newcomer team honorees. Texas is second with 94. Lawson gives Kansas a first-team selection for the 19th-consecutive season and the 21st time in the history of the league. Kansas has 22 All-Big 12 First Team choices in the 16 seasons under head coach Bill Self.

LOOKING BACK AT "THE STREAK"

With Kansas failing to win this season's Big 12 regular-season title, it brought an end to one of the more remarkable streaks in the history of collegiate basketball. From 2005-18, the Jayhawks won or shared 14-consecutive league titles, a mark which topped UCLA's previous collegiate record of 13-straight league championships. Here are some "nuggets" from Kansas' NCAA record 14-straight conference titles:

- Kansas won the title outright 10 times and shared it four times (2005, 2006, 2008 and 2013). Overall, Kansas has won 18 of the 23 Big 12 regular-season titles (78.2 percent), with those four seasons being the only ties. Texas is second with three titles (13.0 percent), Iowa State third with two, while Kansas State, Oklahoma and Oklahoma State have one each.
- In the 14-year streak, including the four ties and the two-game edge in 2018, Kansas won the Big 12 regular-season title by an average of 1.4 games. Twice, in 2009-10 and 2016-17, Kansas won the Big 12 regular-season title by four games.
- In the 14-year streak, 89 Jayhawks saw action during conference play, helping contribute to the run of titles. That list includes five players on this season's roster: Udoka Azubuike, Silvio De Sousa, Mitch Lightfoot, Lagerald Vick and Chris Teahan.
- In Kansas' national championship season, 2007-08, the Jayhawks won the fourth of the 14-straight Big 12 Conference titles.
- In 2005, George W. Bush was beginning his second term as the 43rd President of the United States. Barack Obama, the 44th President, would serve two terms and current Commander-In-Chief, Donald Trump, the 45th President, giving the streak three sitting U.S. commanders.
- The last time Kansas failed to claim the regular-season Big 12 title (2004), Facebook was less than a year old, Twitter had not yet been launched, current KU football coach Les Miles was at the helm at Oklahoma State and current KU freshman guard Ochai Agbaji was three years old.

UP NEXT



NCAA CHAMPIONSHIP SWEET 16

Friday, March 29, 2019
Kansas City, Mo.
Sprint Center

Should Kansas win, it would advance to the Sweet 16 for the fourth-straight year. The Midwest Regional semifinals will be held in Kansas City's Sprint Center on March 29.

THIS DAY IN KANSAS BASKETBALL HISTORY

MARCH

23

Kansas is 7-5 all-time in games on March 23

March 23, 2012: Elijah Johnson cut down the lane for a layup with 13.5 seconds left to secure Kansas' 60-57 win over North Carolina State in the NCAA Midwest Regional Semifinal in St. Louis. While Johnson came up big in the final seconds, Thomas Robinson was huge all evening for the Jayhawks collecting his single-season school record 26th double-double with 18 points and 15 boards. The Jayhawks went on to defeat North Carolina in the Elite Eight to secure a Final Four bid in New Orleans, where they eventually fell to Kentucky in the NCAA final. Kansas finished the 2011-12 campaign at 32-7 and a 16-2 mark in Big 12 play en route to a regular-season league title and NCAA runner-up finish.

KU NAVIGATES THE TOUGHEST SLATE IN THE NCAA

The NCAA Evaluation Tool ("NET") has shown that, not only have the Jayhawks endured the strongest schedule in the nation, but have tallied some of the more impressive wins among the 353 teams in Division I. Kansas's strength of schedule ranks No. 1 in the latest NET breakdown (March 17), with the Jayhawks playing opponents that have an average NET ranking of 57th, a figure that leads the nation.

The Jayhawks have also collected some impressive wins during this gauntlet of a schedule, claiming 11 wins against teams in "Quadrant 1" (Home 1-30, Neutral 1-50, Away 1-75). KU is one of only four teams in the nation with 11 or more Quad 1 wins (Michigan State - 13, Virginia - 12, Duke - 11).

TOP-5 STRENGTH OF SCHEDULE RANKINGS

SOS	TEAM	AVG OPP. NET (RNK)	QUAD 1 RECORD
1	KANSAS	57 (1st)	11-8
2	Duke	79 (12th)	11-4
3	Louisville	89 (28th)	4-11
4	North Carolina	83 (15th)	10-6
5	Texas	70 (4th)	5-10

LAWSON COLLECTION OF NATIONAL ACCOLADES GROWS

Redshirt-junior Dedric Lawson has had a quickly growing collection of accolades that have him among a small list of players on watch for national awards come season's end. Here is a quick rundown of the recent announcements that included Lawson:

- The **USBWA** named Lawson to its **All-America Third Team** on March 18. The announcement made Lawson the third-straight Jayhawk to earn a spot on one of the USBWA's AA teams.
- Lawson was named to the 2018-19 **Sporting News All-America Second Team**, the publication announced March 10. It marked the third-straight season a Jayhawk was named to a TSN All-America Team.
- On March 9, Lawson was named to the **John R. Wooden Award** presented by Wendy's final ballot by the Los Angeles Athletic Club. Kansas has had representation each of the last two seasons at the Wooden Award ceremony as Frank Mason III won the award in 2017 and Devonte' Graham was a finalist last year. Lawson is vying to become the third Jayhawk to win the honor with Mason in 2017 and Danny Manning in 1988.
- On March 7, Lawson was named one of five finalists for the **Karl Malone Power Forward of the Year Award** by the Naismith Hall of Fame. Established in 2015, the Karl Malone Power Forward of the Year will be named April 12, 2019.
- On March 6, Lawson was one of 10 semifinalists for the **Naismith Trophy**, by the Atlanta Tip Off Club. KU's Frank Mason III won the honor in 2017 as did Danny Manning in 1988. The Naismith Trophy will announce its four finalists on March 19.

YOUTH MOVEMENT

Kansas has one of the youngest teams in the nation having started four freshmen in each of its last eight games. In KU's 18 conference games, the Jayhawk freshmen have accounted for 47.1 percent of the minutes played and 43.7 percent of the scoring.

KANSAS CLASS BREAKDOWN IN BIG 12 PLAY

CLASS	% OF MIN PLAYED	% OF PTS SCORED
Senior	8.4%	9.7%
Junior	23.5%	30.0%
Sophomore	21.0%	16.6%
Freshman	47.1%	43.7%

DOUBLE-DOUBLE MACHINE

After his 25 points and 11 rebounds against Northeastern (3/21), redshirt-junior F Dedric Lawson posted his Big 12-leading 21st double-doubles this season. Lawson entered the 2018-19 season with 36 double-doubles in his two seasons at Memphis. He had 17 as a freshman in 2015-16 and 19 as a sophomore in 2016-17.

Lawson's 57 career double-doubles are fourth on the NCAA Division I active list. Lawson is the only non-senior on the NCAA Division I top-10 list.

Lawson is also already making his impact on the Kansas single-season double-double chart. His 21 DDs are tied for third on the school's top-10 list of single-season double-doubles with Cole Aldrich (2009) and Raef LaFrentz (1997). Thomas Robinson holds the record with 27 DDs in the 2011-12 season.

ACTIVE NCAA DI CAREER DOUBLE-DOUBLE LEADERS

RNK	PLAYER (TEAM)	GMS	DOUBLE-DOUBLES
1	James Thompson VI (E. Mich.)	132	73
2	Jordan Murphy (Minnesota)	132	67
3	Devontae Cacak (UNC-Willilmington)	129	59
4	Dedric Lawson (Memphis/Kansas)	100	57
5	Mike Daum (South Dakota State)	137	54

Through games played on March 21, 2019

KANSAS STREAKING AT HOME (AGAIN)

The Jayhawks are once again building an impressive winning streak on their home court, something that has been a common occurrence in Lawrence over recent decades. KU has won 21-straight home games, 20 of which have come at Allen Fieldhouse (Dec. 8, 2018 win at Sprint Center considered a home game). The streak currently ranks as the fourth-longest active among NCAA DI schools. KU's last home loss came to Oklahoma State on Feb. 3, 2018. The Jayhawks recently wrapped up their 20th undefeated season at Allen Fieldhouse and its first since 2015-16. Since Bill Self took the reins in 2003-04, Kansas as posted seven unblemished records on James Naismith Court. The Jayhawks have won more Big 12 regular-season titles (14) than have lost home games (13) in that span.

Kansas has now posted home-court winning streaks of 20 games or more 15 times, with 11 of those streaks coming at Allen Fieldhouse. The program record is 69-straight home wins from Feb. 7, 2007 to Jan. 22, 2011. That streak is a Big 12 record and the 11th-longest in NCAA DI history.

Pay Heed, All Who Enter:
BEWARE OF "THE PHOG"

NATIONAL CHAMPIONS

1922, 1923, 1952, 1988, 2008

BIG 12 CHAMPIONS

1997*, 1998*, 1999^, 2002, 2003, 2005, 2006*, 2007*, 2008*, 2009, 2010*, 2011*, 2012, 2013*, 2014, 2015, 2016*, 2017, 2018*

Regular season titles listed

** - Regular season & tournament champions*

^ - Tournament champions only

- Kansas has 2,274 all-time victories, second most in NCAA Division I history (Kentucky - 2,291).
- From the 2008-09 season to the present (11 seasons) Kansas has held 377 of its 404 opponents under 50 percent shooting.
- KU has held opponents to fewer than 100 points in 591 of its last 593 games. The last team to score 100 on Kansas in a 40-minute game was Oklahoma (100-78) on Feb. 27, 1990.
- Kansas has been ranked in the Associated Press top-25 poll for 200-consecutive weeks (as of 3/18/19). The next closest active streak is North Carolina at 100-straight weeks ranked. KU's current stretch began on Feb. 2, 2009.
- The Jayhawks have won 20 of their last 22 regular-season games against AP top-10 teams. Under Bill Self, KU is 40-20 against top-10 opponents, a figure that includes postseason play.
- KU has now won at least 12 league games for 19-straight years, which is the longest active streak in the nation.
- Kansas won its 1,100th all-time conference game with a 72-67 win against Oklahoma State (3/2/19). The Jayhawks won their 300th Big 12 game vs. Oklahoma (2/19/18).
- Each KU senior class since 1986-87 has won at least 100 games. Last year's fourth-year seniors Devonte' Graham and Sviatoslav Mykhailiuk amassed 121 wins.
- Including 2018-19, Bill Self has won 25 or more games in each of his last 14 seasons as a head coach.
- Kansas is the only team in the Big 12 to have a .500 winning percentage or better series record against every conference foe.
- Kansas is first in the conference in wins with a 314-70 record in Big 12 regular-season games. Texas is next at 233-151. Including the league postseason championship, Kansas is tops at 360-82, while Texas is second at 258-174.
- KU is the only Big 12 school to have won a regular-season championship with two different coaches (Roy Williams and Bill Self).
- Under Bill Self, Kansas is 128-8 (94.1 percent) in Big 12 home games: 8-0 in 2004, 7-1 in 2005, 7-1 in 2006, 7-1 in 2007, 8-0 in 2008, 8-0 in 2009, 8-0 in 2010, 7-1 in 2011, 9-0 in 2012, 8-1 in 2013, 9-0 in 2014, 9-0 in 2015, 9-0 in 2016, 8-1 in 2017, 7-2 in 2018 and 9-0 in 2019.
- Under Bill Self, Kansas has experienced only one regular-season conference sweep by a Big 12 opponent. In 111 regular-season Big 12 home-and-home series during the Self era, Kansas has 73 sweeps, 37 splits and has been swept once.

KU BY THE NUMBERS

14	Consecutive conference regular-season titles - 2005-06-07-08-09-10-11-12-13-14-15-16-17-18, a KU record and the longest in NCAA history.
15	30+ win seasons, including 2017-18, which ties an NCAA record.
16	Streaks of 10 or more consecutive wins in the Bill Self era, including the 10-straight to start the 2018-19 season.
18	Big 12 Conference regular-season championships for KU in the league's 22-year existence.
20	Undefeated home seasons at Allen Fieldhouse, including 2007-08, 2008-09, 2009-10, 2011-12, 2014-15, 2015-16 and 2018-19 under Bill Self.
20	Times a KU player or coach has been inducted into the Naismith Basketball Hall of Fame, which includes current head coach Bill Self.
23	Championships for Kansas in the Bill Self era - 14 Big 12 regular-season titles, eight Big 12 postseason championships and one NCAA.
23	Or more victories for Kansas in each of the past 30 seasons beginning in 1989-90.
25	Consecutive seasons Kansas has won 10 or more league games, starting in 1995 (56 times overall), which is the longest active streak in the nation.
30	Consecutive seasons KU has made the NCAA Tournament, the longest active streak in the nation and best all-time.
30	Consecutive seasons Kansas has won 20 or more games, including 2018-19 , the longest active streak in the NCAA, which began in 1989-90.
30	Consensus All-America First Team selections, including Devonte' Graham in 2017-18, the most of any NCAA Division I school.
31	Consecutive seasons Kansas has led its conference in home attendance, beginning in 1986-87.
61	Conference regular-season championships, most in NCAA Division I.
130.4	Decibels reached inside of Allen Fieldhouse on Feb. 13, 2017, when the arena broke the Guinness Book of World Records mark for loudest crowd roar at an indoor sports event.
200	Consecutive weeks Kansas has been ranked inside the Associated Press top-25. The current streak began on Feb. 2, 2009.
291	Consecutive sellouts in Allen Fieldhouse, dating back to 2001-02.
473	Victories for Bill Self, now in his 16th season at Kansas. He was the fastest KU coach to reach 450 wins and is the second-winningest coach in KU history.
788	All-time Kansas victories inside Allen Fieldhouse. The historic building opened in 1955 and KU holds a 788-113 record in its home venue.
2,274	All-time Kansas men's basketball victories; second-most in NCAA Division I history.

NCAA DI LONGEST ACTIVE HOME COURT WINNING STREAKS

TEAM	STREAK	STARTED	NEXT HOME GAME
Tennessee	26	1/06/18	None this season
Buffalo	26	12/09/17	None this season
Gonzaga	22	1/27/18	None this season
KANSAS	21	2/6/18	None this season

LAWSON AND DOTSON NAMED TO ALL-DISTRICT TEAM

Kansas redshirt-junior Dedric Lawson and freshman Devon Dotson have been named to the 2019 U.S. Basketball Writers Association (USBWA) All-District VI Team with Lawson earning the district's player of the year, the USBWA announced on March 12.

This is the third-straight year a Jayhawk has been named the USBWA District VI Player of the Year as Devonte' Graham was last year's recipient and Frank Mason III the 2017 honoree. Mason went on to win the 2017 Oscar Robertson Trophy, the USBWA's national player of the year award.

Voted on by the 900-plus USBWA membership, the USBWA District VI includes NCAA Division I players from the states of Iowa, Missouri, Kansas, Oklahoma, Nebraska, North Dakota and South Dakota. The 2019 USBWA District VI Team, consisting of 11 players, includes seven players from the Big 12 Conference.

KANSAS VS. TOP-25 TEAMS

With its win versus then-No. 23 Kansas State (2/25), Kansas is 8-3 against top-25 teams in 2018-19. Under Bill Self, KU is 98-48 against AP-ranked opponents. In his first 16 seasons at KU, Self's Jayhawks have collected four wins or more over top-25 ranked foes in 13 of those seasons, which includes a 43-19 record from 2014-present.

KU's record against top-10 ranked opponents is even more impressive. KU is 18-5 against foes ranked inside the top-10 of the AP poll since 2013-14, including 2-1 this season and 4-1 in 2017-18. Last season, KU's top-10 wins included Kentucky, West Virginia, Texas Tech and Duke. Since Bill Self's first season, the Jayhawks are 13-3 against AP top-10 teams inside Allen Fieldhouse, which includes KU's current streak of nine-straight home victories against top-10 foes.

KU VS. AP TOP-25 TEAMS UNDER SELF

SEASON	RECORD	VS. TOP-10
2018-19	8-3	2-1
2017-18	8-4	4-1
2016-17	6-3	5-1
2015-16	12-4	4-1
2014-15	10-6	0-1
2013-14	7-2	3-0
2012-13	5-2	2-1
2011-12	7-5	6-4
2010-11	5-1	1-1
2009-10	8-1	2-0
2008-09	3-3	1-2
2007-08	5-2	3-0
2006-07	5-2	2-2
2005-06	3-3	1-2
2004-05	4-2	3-1
2003-04	2-5	1-2
TOTAL	98-48	40-20

AZUBUIKE, MOORE NAMED TO ACADEMIC ALL-BIG 12

Kansas men's basketball junior Udoka Azubuike and redshirt-sophomore Charlie Moore were named to the Academic All-Big 12 First Team, announced by the league office on Feb. 28.

This is the second-straight season Azubuike, from Delta, Nigeria, has been named Academic All-Big 12 as he was a second-team

selection in 2017-18. Moore, from Chicago, is earning the honor for his first time, which is also the first time he was eligible.

Kansas has a league-leading 59 all-time Academic All-Big 12 honorees since the inception of the conference in 1996-97. Texas is second with 54 and Oklahoma third with 50. KU has 44 Academic All-Big 12 First Team honorees and 15 second-team selections.

TOUGH COMPETITION

Many talk about how tough the Kansas schedule is for 2018-19. One look at KU's nonconference opponents shows that six foes were preseason selections in their respective league races, with an additional five picked for second-place finishes. Five teams went on to finish to win at least a share of their 2018-19 league title.

KU'S NONCON OPPONENTS IN PRESEASON LEAGUE POLLS

CONFERENCE	OPPONENT	PRE PICK / FINISH
America East	Vermont (W, 86-68)	1st / 1st
Big East	Villanova (W, 74-71) Marquette (W, 77-68)	1st / 1st 2nd / 2nd
Big Ten	Michigan St. (W, 92-87)	1st / t1st
Mid-American	Eastern Michigan (W, 87-63)	1st / 3rd
Pac-12	Arizona State (L, 76-80) Stanford (W, 90-84 ot)	6th / 2nd 9th / t8th
SEC	Kentucky (L, 63-71) Tennessee (W, 87-81 ot)	1st / t2nd 2nd / t2nd
Southern	Wofford (W, 72-47)	2nd / 1st
Summit	South Dakota (W, 89-53)	2nd / t5th
Sun Belt	Louisiana (W, 89-76)	2nd / 5th
WAC	New Mexico St. (W, 63-60)	1st / 1st

Preseason polls included both those from coaches and media panels

CONFERENCE SUCCESS

Kansas entered conference play having won 18 of the 22 Big 12 regular-season titles (includes ties), including the last 14, which is an NCAA record. Kansas' 61 conference titles are the most in NCAA Division I. Kentucky is second with 54 and Penn third at 37. KU's 14-straight league titles, all under head coach Bill Self, is the longest streak in NCAA Division I and in school history.

CONSECUTIVE REG. SEASON TITLES

#	TEAM	CONFERENCE	SEASONS
14	KANSAS	Big 12	2005-18
13	UCLA	PAC-10	1967-79
11	Gonzaga	West Coast	2001-11
10	Connecticut	Yankee	1951-60

TOP-10 TRIUMPHS

The loss at then-No. 8 Kentucky on Jan. 26 ended one of the more remarkable regular-season streaks in the nation. The Jayhawks won 13-straight regular-season games over teams ranked in the top-10 of the AP poll, which included two wins this season (92-87 vs. then-No. 10 Michigan St., 87-81 vs. then-No. 5 Tennessee). Since the 1996-97 season, no other team in the nation has strung together more than seven regular-season wins over top-10 foes. Prior to the Kentucky loss, KU's last regular-season loss to a top-10 came to then-No. 1 Kentucky in the 2014 Champions Classic (11/18/14).

Even more impressive, prior to its Champions Classic loss to the Wildcats in 2014, the Jayhawks amassed a streak of seven-straight regular-season top-10 victories. This means that Kansas is an astounding 20-2 in its last 22 regular-season contests against top-10 ranked squads. Since Bill Self took the reins of the Jayhawks in 2003, KU is 40-20 against top-10 teams, which includes postseason play.

LONGEST REGULAR-SEASON WIN STREAKS VS. AP TOP-10 OPPONENTS (SINCE 1996-97)

SCHOOL	CONSEC. WINS	DATES
KANSAS	13	1/4/16 - 1/26/19
Duke	7	2/28/98 - 2/3/99
Kentucky	7	1/29/02 - 1/3/2004
Syracuse	7	11/20/09 - 12/07/10
KANSAS	7	2/8/12 - 1/18/14

KU SIGNS TWO IN EARLY SIGNING PERIOD

Combo guards Issac "Mackey" McBride and Christian Braun signed a National Letter of Intent to play men's basketball at Kansas, KU coach Bill Self announced Nov. 14. Both concluded their senior seasons as Gatorade Player of the Year in their respective state.

A 6-foot-1, 180-pound guard from Little Rock, Arkansas, McBride has rewritten the record book at Baptist Preparatory School. In guiding Baptist Prep to three-straight state championships his freshman through junior seasons, McBride set the school's single-season scoring record with 707 points his sophomore year in 2016-17. As a junior, he broke his own mark by scoring 883 points in 2017-18, which included a school-record 46-point game. As a senior, McBride averaged 28.9 points, 4.5 rebounds and 4.1 assists per game in 2018-19.

McBride is a three-time all-state selection and was the most valuable player of the 2017 and 2018 state tournaments his sophomore and junior seasons. A four-star recruit who is ranked 109 by Rivals.com, McBride is the highest-ranked player in the state of Arkansas. He plays AAU basketball for the Arkansas Hawks.

Originally from Burlington, Kansas, Braun (6-foot-6, 180 pounds) moved to Overland Park, Kansas, his freshman year high school and won three straight 6A state championships his sophomore, junior and senior seasons at Blue Valley Northwest High School. A four-star prospect, Braun averaged 27.8 points, 9.3 rebounds, 3.8 assists and 1.8 steals his senior season at Blue Valley Northwest. Braun plays for MoKan on the AAU circuit.

WHAT TO LOOK FOR IN 2018-19

- Dedric Lawson is making his mark on the KU record books, now with 21 double-doubles as a Jayhawk. That figure ranks tied for third on the school's all-time single-season list. Thomas Robinson holds the single-season record with 27 double-doubles during the 2012 season.
- Lawson has also pulled down 985 career rebounds (624 at Memphis and 361 at Kansas) in 100 games, a mark that ranks him 15th on the NCAA DI active list.
- Lawson's 9.9 career-rebound average is eighth on the NCAA Division I active players' list.
- KU will look to feature a consensus First Team All-American for the third-straight year, something that has not occurred in the program since 1922-25. Since 1990, only six NCAA DI programs have boasted a consensus First Team AA in three-straight seasons.

AROUND THE BIG 12**THIS WEEK'S SCHEDULE/RESULTS**

Tuesday, March 19
at Texas 79, South Dakota State 73 [NIT]

Wednesday, March 20
at West Virginia 77, Grand Canyon 63 [CBI]
at TCU 82, Sam Houston State 69 [NIT]

NCAA Championship
Thursday, March 21
No. 4 Kansas 87, No. 13 Northeastern 53
Salt Lake City [Midwest Regional]
No. 9 Baylor 78, No. 8 Syracuse 69 (truTV)
Salt Lake City [West Regional]

Friday, March 22
No. 9 Oklahoma vs. No. 8 Ole Miss in Columbia, S.C. (truTV), 11:40 a.m. (South Regional)
No. 3 Texas Tech vs. No. 14 Northern Kentucky in Tulsa (TNT), 12:30 p.m. (West Regional)
No. 4 K-State vs. No. 13 UC Irvine in San Jose (TBS), 1 p.m. (South Regional)
No. 6 Iowa State vs. No. 11 Ohio State in Tulsa (TBS), 8:20 p.m. (Midwest Regional)

**NEWS & NOTES**

- For the second consecutive season and second time in Conference history, the Big 12 will send 90 percent of its men's basketball teams to postseason play. The percentage is the second-highest of all conferences and the most among the autonomy leagues.
- The Big 12 leads the nation with 60 percent of its teams in the NCAA Championship. Iowa State won the Phillips 66 Big 12 Championship to earn the league's automatic bid.
- This season marks the 10th in which the Conference has placed six teams in the NCAA field. The Big 12 has had six or more NCAA tournament teams in 15 of 22 years, including seven as a 10-member league.
- Over the last six years, the Big 12 has had 40 teams selected for the NCAA Championship - the second-best total of any conference. All 10 squads have danced at least once in the last three seasons.
- The Big 12 has done well at the start of the NCAA Championship. The league is 38-25 (.603) in NCAA games in the round of 64 and 23-15 (.605) in the round of 32 over the past 10 seasons (2009-18). All-time the Conference is 82-44 (.651) in the round of 64 and 47-35 (.573) in the round of 32. No Big 12 team has played in the "First Four".
- Since 1996-97, the Big 12 leads all leagues in NCAA Championship games with a .454 field goal percentage, 37.2 rebounds and 14.1 assists per game. The Big 12's average of 72.8 points is tied for the second-highest of all conferences.
- The Big 12 led the nation in NET ranking (.5828), strength of schedule (.5920) and non-conference strength of schedule (.5574). Its Division I win percentage (.6062) is second among the conferences. 70% of Big 12 teams are in the top 40 of the NET.
- In a race that came down to the final game, Kansas State and Texas Tech were crowned Big 12 men's basketball regular season co-champions.

BIG 12 POSTSEASON AWARDS**PLAYER OF THE YEAR**

Jarrett Culver, Texas Tech, G, So.

NEWCOMER OF THE YEAR

Dedric Lawson, Kansas, F, RS-Jr.

** - Unanimous Selection

SIXTH MAN AWARD

Lindell Wigginton, Iowa State, G, So.

DEFENSIVE PLAYER OF THE YEAR

Barry Brown, Jr., Kansas State, G, Sr.

FRESHMAN OF THE YEAR

Jaxson Hayes, Texas, F

COACH OF THE YEAR

Chris Beard, Texas Tech

FRESHMAN OF THE YEAR

Kristian Doolittle, Oklahoma, F, Jr.

All-Big 12 First Team

Dedric Lawson, Kansas, F, RS-Jr.**

Marial Shayok, Iowa State, G, Sr.
Barry Brown, Kansas State, G, Sr.**
Dean Wade, Kansas State, F, Sr.
Jarrett Culver, Texas Tech, G, So.**

All-Big 12 Third Team

Devon Dotson, Kansas, G, Fr.

Kristian Doolittle, Oklahoma, F, Jr.
Christian James, Oklahoma, G, Sr.
Alex Robinson, TCU, G, Sr.
Davide Moretti, Texas Tech, G, So.

Big 12 All-Defensive Team

Mark Vital, Baylor, G/F, So.
Marcus Garrett, Kansas, G, So.
Barry Brown, Jr., KSU, G, Sr.**
Jaxson Hayes, Texas, F, Fr.**
Matt Mooney, Texas Tech, G, Sr.
Tariq Owens, Texas Tech, F, Sr.

All-Big 12 Second Team

Makai Mason, Baylor, G, Sr.
Jaxson Hayes, Texas, F, Fr.
Desmond Bane, TCU, G, Jr.
Matt Mooney, Texas Tech, G, Sr.
Derek Culver, West Virginia, F, Fr.

All-Big 12 Honorable Mention

Jared Butler (BU), Mario Kegler (BU), Mark Vital (BU), Talen Horton-Tucker (ISU), Nick Weiler-Babb (ISU), Lindell Wigginton (ISU), Xavier Sneed (KSU), Kamau Stokes (KSU), Brady Manek (OU), Cameron McGriff (OSU), Lindy Waters (OSU), Kouat Noi (TCU), Matt Coleman III (UT), Kerwin Roach II (UT), Tariq Owens (TTU)

Big 12 All-Newcomer Team

Makai Mason, Baylor, G, Sr.
Marial Shayok, Iowa State, G, Sr.
Dedric Lawson, Kansas, F, Jr.**
Jaxson Hayes, Texas, F, Fr.
Matt Mooney, Texas Tech, G, Sr.

JAYHAWKS IN THE NBA



CHEICK DIALLO

6-9 | 220 | New Orleans | KU from 2015-16

2018-19 STATS

PPG	RPG	BLKPG	PER
5.6	4.7	0.5	17.95

CAREER

PPG	RPG	BLKPG
5.2	4.4	0.5



MARKIEFF MORRIS

6-9 | 235 | Oklahoma City | KU from 2009-11

2018-19 STATS

PPG	RPG	BLKPG	PER
10.5	4.9	0.5	11.97

CAREER

PPG	RPG	BLKPG
11.8	5.6	0.6



JOEL EMBIID


7-0 | 250 | Philadelphia | KU from 2013-14

2018-19 STATS

PPG	RPG	BLKPG	PER
27.4	13.5	1.9	25.69

CAREER

PPG	RPG	BLKPG
24.0	11.2	2.0



SVI MYKHAILIUK

6-8 | 205 | Detroit | KU from 2015-18

2018-19 STATS

PPG	APG	RPG	PER
3.2	0.9	0.9	6.19

CAREER

PPG	APG	RPG
3.2	0.9	0.9



DEVONTE' GRAHAM

6-2 | 185 | Charlotte | KU from 2015-18

2018-19 STATS

PPG	APG	RPG	PER
4.5	2.2	1.2	10.39

CAREER

PPG	APG	RPG
4.5	2.2	1.2



KELLY OUBRE JR.

6-7 | 205 | Phoenix | KU from 2014-15

2018-19 STATS

PPG	APG	RPG	PER
14.8	1.2	4.7	14.99

CAREER

PPG	APG	RPG
9.2	0.8	3.7



JOSH JACKSON

6-8 | 200 | Phoenix | KU from 2016-17

2018-19 STATS

PPG	APG	RPG	PER
10.9	2.3	4.1	10.44

CAREER

PPG	APG	RPG
12.1	1.9	4.4



WAYNE SELDEN JR.


6-5 | 230 | Chicago | KU from 2013-16

2018-19 STATS

PPG	APG	RPG	PER
6.4	1.4	1.9	8.61

CAREER

PPG	APG	RPG
7.1	1.5	1.7



FRANK MASON III


5-11 | 190 | Sacramento | KU from 2014-17

2018-19 STATS

PPG	APG	RPG	PER
4.9	2.4	1.1	12.74

CAREER

PPG	APG	RPG
6.7	2.7	2.0



ANDREW WIGGINS

6-8 | 194 | Minnesota | KU from 2013-14

2018-19 STATS

PPG	APG	RPG	PER
17.6	2.4	4.8	12.00

CAREER

PPG	APG	RPG
19.4	2.1	4.2



MARCUS MORRIS

6-9 | 235 | Boston | KU from 2009-11

2018-19 STATS

PPG	RPG	BLKPG	PER
14.2	5.9	0.3	14.84

CAREER

PPG	RPG	BLKPG
11.5	4.6	0.3

PER or Player Efficiency Ranking is the overall rating of a player's per-minute statistical production. The league average is 15.00.

NBA JAYHAWKS SCHEDULE (MARCH 21-23)

THURSDAY, MARCH 21

Away	Home	Time (CT)	TV
Minnesota	Charlotte	6:00 PM	
Detroit	Phoenix	9:00 PM	
Dallas	Sacramento	9:00 PM	

FRIDAY, MARCH 22

Away	Home	Time (CT)	TV
Oklahoma City	Toronto	6:30 PM	

SATURDAY, MARCH 23

Away	Home	Time (CT)	TV
Boston	Charlotte	5:00 PM	
Philadelphia	Atlanta	6:30 PM	NBATV
Utah	Chicago	7:00 PM	
Minnesota	Memphis	7:00 PM	
Detroit	Portland	9:00 PM	NBATV
Phoenix	Sacramento	9:00 PM	



JAYHAWKS CURRENTLY IN THE NBA (11)

PLAYER	YEARS AT KU	NBA SEASON	CURRENT TEAM
Cheick Diallo	2015-16	3rd	New Orleans
Joel Embiid	2013-14	4th	Philadelphia
Devonte' Graham	2015-18	1st	Charlotte
Josh Jackson	2016-17	2nd	Phoenix
Frank Mason III	2014-17	2nd	Sacramento
Marcus Morris	2009-11	8th	Boston
Markieff Morris	2009-11	8th	Oklahoma City
Svi Mykhailiuk	2015-18	1st	Detroit
Kelly Oubre Jr.	2014-15	4th	Phoenix
Wayne Selden Jr.	2013-16	3rd	Chicago
Andrew Wiggins	2013-14	5th	Minnesota

JAYHAWKS IN THE NBA DRAFT (Bill Self era)

YEAR	PLAYER	ROUND / OVERALL	TEAM
2005	Wayne Simien	1st / 29th	Miami
2007	Julian Wright *	1st / 13th	New Orleans
2008	Brandon Rush *	1st / 13th	Portland
2008	Darrell Arthur	1st / 27th	New Orleans
2008	Mario Chalmers	2nd / 34th	Minnesota
2008	Darnell Jackson	2nd / 52nd	Miami
2008	Sasha Kaun	2nd / 56th	Seattle
2010	Xavier Henry *	1st / 12th	Memphis
2010	Cole Aldrich *	1st / 11th	New Orleans
2011	Marcus Morris *	1st / 13th	Houston
2011	Markieff Morris *	1st / 14th	Phoenix
2011	Josh Selby	2nd / 49th	Memphis
2012	Thomas Robinson *	1st / 5th	Sacramento
2012	Tyshawn Taylor	2nd / 41st	Portland
2013	Ben McLemore *	1st / 7th	Sacramento
2013	Jeff Withey	2nd / 39th	Portland
2014	Andrew Wiggins *	1st / 1st	Cleveland
2014	Joel Embiid *	1st / 3rd	Philadelphia
2015	Kelly Oubre Jr.	1st / 15th	Atlanta
2016	Cheick Diallo	2nd / 33rd	New Orleans
2017	Josh Jackson *	1st / 4th	Phoenix
2017	Frank Mason III	2nd / 34th	Sacramento
2018	Devonte' Graham	2nd / 34th	Charlotte
2018	Svi Mykhailiuk	2nd / 47th	Los Angeles

* - lottery pick (top 14)

QUICK FACTS - JAYHAWKS IN THE NBA

- 74 Jayhawks have competed at the NBA level, including 28 who were coached by **Bill Self** at KU and 12 currently in the league.
- **Bill Self** has coached 24 NBA Draft picks at KU, including 10 lottery picks.
- 33 Jayhawks have been picked in the first round of the NBA Draft.
- 12 Jayhawks have won 18 NBA titles, most recently Sasha Kaun with the 2015-16 Cleveland Cavaliers.
- Three Jayhawks have earned NBA Finals MVP honors: **Wilt Chamberlain** (1972, L.A. Lakers), **Jo Jo White** (1976, Boston) and **Paul Pierce** (2008, Boston).
- **Wilt Chamberlain** earned NBA MVP honors four times (1960, 1966, 1967, 1968) in his 15-year NBA career.
- 16 Jayhawks have had NBA careers lasting 10 seasons or longer.



BILL SELF

HEAD COACH

Oklahoma State '85
16th Season at Kansas
26th Season Overall

Family: Cindy (wife), Lauren (daughter),
Tyler (son), Ella (granddaughter)

CAREER RECORD // YEAR-BY-YEAR

YEAR	OVERALL W-L / %	CONF. W-L / %	NOTE
ORAL ROBERTS (1993-97)			
1993-94	6-21 .222	- -	None
1994-95	10-17 .370	- -	None
1995-96	18-9 .667	- -	None
1996-97	21-7 .750	- -	NIT
TULSA (1997-2000)			
1997-98	19-12 .613	9-5 .643	3rd WAC
1998-99	23-10 .697	9-5 .643	t-1st WAC / NCAA Rnd of 32
1999-00	32-5 .865	12-2 .857	1st WAC / NCAA Elite Eight
ILLINOIS (2000-03)			
2000-01	27-8 .771	13-3 .813	t-1st Big Ten / NCAA Elite Eight
2001-02	26-9 .743	11-5 .688	t-1st Big Ten / NCAA Sweet 16
2002-03	25-7 .781	11-5 .688	* 2nd Big Ten / NCAA Rnd of 32
KANSAS (2003-present)			
2003-04	24-9 .727	12-4 .750	2nd Big 12 / NCAA Elite Eight
2004-05	23-7 .767	12-4 .750	t-1st Big 12 / NCAA Rnd of 64
2005-06	25-8 .758	13-3 .813	* t-1st Big 12 / NCAA Rnd of 64
2006-07	33-5 .868	14-2 .875	* 1st Big 12 / NCAA Elite Eight
2007-08	37-3 .925	13-3 .813	* t-1st Big 12 / NCAA Champions
2008-09	27-8 .771	14-2 .875	1st Big 12 / NCAA Sweet 16
2009-10	33-3 .917	15-1 .938	* 1st Big 12 / NCAA Rnd of 32
2010-11	35-3 .921	14-2 .875	* 1st Big 12 / NCAA Elite Eight
2011-12	32-7 .821	16-2 .889	1st Big 12 / NCAA Runner-Up
2012-13	31-6 .838	14-4 .778	* t-1st Big 12 / NCAA Sweet 16
2013-14	25-10 .714	14-4 .778	1st Big 12 / NCAA Rnd of 32
2014-15	27-9 .750	13-5 .722	1st Big 12 / NCAA Rnd of 32
2015-16	33-5 .868	15-3 .833	* 1st Big 12 / NCAA Elite Eight
2016-17	31-5 .861	16-2 .889	1st Big 12 / NCAA Elite Eight
2017-18	31-8 .795	13-5 .722	* 1st Big 12 / NCAA Final Four
2018-19	26-9 .743	12-6 .667	3rd Big 12 / NCAA
TOTAL	680-210 .764	285-77 .787	
KANSAS	473-105 .818	219-52 .808	22 Big 12 titles (14 reg. season, 8 tourney)
ILLINOIS	78-24 .765	35-13 .729	Three Big Ten titles (2 reg. season, 1 tourney)
TULSA	74-27 .733	30-12 .714	Two WAC titles / 4-2 NCAA tourney record
ORU	55-54 .505	- -	

* - won conference tournament

Note - Oral Roberts was independent during Self's tenure, so all games played at ORU were nonconference.

KANSAS RECORD // HOME-ROAD-NEUTRAL

	W	L	%
HOME (AFH) AT KU	250	13	.951
HOME (SPRINT CENTER) AT KU *	9	3	.750
ROAD AT KU	109	55	.665
NEUTRAL AT KU	105	34	.755
TOTAL	473	105	.818

* Since 2007-08, regular-season games played at Sprint Center on the KU season-ticket package are considered home games.

In Conference Tournament (at Kansas) 41-13 (32-8)
 In NCAA Tournament (at Kansas) 48-19 (38-14)
 In Postseason Play (at Kansas) 89-32 (70-22)
 In Overtime (at Kansas) 30-13 (23-9)

NATIONAL CHAMPION
2008

CONFERENCE CHAMPION
18 REGULAR SEASON TITLES
9 TOURNAY TITLES

HALL OF FAME
CLASS OF 2017 INDUCTEE

TROPHY CASE

- **NCAA Championship title** (2008)
- **NCAA Final Four** (2008, 2012, 2018)
- **18 Regular Season Conference Titles:** 2 at Tulsa (1999, 2000); 2 at Illinois (2001, 2002); 14 at Kansas (2005, 2006, 2007, 2008, 2009, 2010, 2011, 2012, 2013, 2014, 2015, 2016, 2017, 2018)
- **9 Conference Tournament Titles:** 1 at Illinois (2003); 8 at Kansas (2006, 2007, 2008, 2010, 2011, 2013, 2016, 2018)

CAREER HONORS

- **Naismith Memorial Basketball Hall of Fame**
Class of 2017 inductee
- **National Coach of the Year** - 2000 (*Sporting News*; Wooden), 2009 (Yahoo! Sports; *Sporting News*; Athlon Sports; CBSSports.com; USBWA; AP; CBS/Chevrolet; ESPN.com), 2012 (*Sporting News*; Adolph Rupp; Naismith), 2016 (AP, Bleacher Report, *USA Today*)
- **Conference Coach of the Year** - 2000 (WAC), 2006 (Big 12), 2009 (Big 12), 2011 (Big 12), 2012 (co-Big 12), 2015 (Big 12 by AP), 2016 (Big 12 by AP), 2017 (Big 12), 2018 (co-Big 12 and AP)
- **Wooden Award "Legends of Coaching"** - 2013
- **Oklahoma Sports Hall of Fame** - 2013 induction
- **Wayman Tisdale Humanitarian Award** (USBWA) - 2014
- **Mannie Jackson - Basketball's Human Spirit Award** (Naismith Hall of Fame) - 2015
- **Winged Foot Award** (for national champion coach) - 2008
- **Naismith Coach of the Year Finalist** (Atlanta Tipoff Club) - 2000, 2001, 2002, 2003, 2009, 2012, 2017

NOTES

- Bill Self was named the eighth coach in Kansas basketball history on April 21, 2003.
- In September 2017, Self was inducted into the Naismith Memorial Basketball Hall of Fame in Springfield, Massachusetts.
- Self won his 600th career game on Dec. 6, 2016, with KU's 105-62 win against UMKC. He became the 46th coach in NCAA Division I to accomplish the feat and the ninth fastest.
- While at Kansas, Self has won a national championship, a KU- and NCAA-record 14-straight regular-season Big 12 Conference titles and eight league tournament championships.
- At Kansas, Self has won more regular-season league titles (14) than he has home losses (13) in Allen Fieldhouse. With KU's win versus Siena (11/18/16), Self became the winningest coach in Allen Fieldhouse, posting his 207th victory in the venue.
- In his first trip to the Final Four in 2008, Self's team won the title. Self is one of 11 active coaches in NCAA Division I to have won a national title. Kansas' 14-straight conference titles (2005-18) is the longest streak in NCAA Division I history.
- In Self's first 15 seasons at Kansas, he has coached 11 NBA Lottery selections including Andrew Wiggins and Joel Embiid, the No. 1 and No. 3 overall selections in the 2014 NBA Draft. Wiggins was the second-ever Jayhawk to go No. 1 with the other being Danny Manning in 1988.
- Self has guided his teams to 20-straight 23-win seasons dating back to 1998-99.
- Self's teams have won 18 league crowns in the last 20 years, including the 2018 title. The other two seasons resulted in runner-up conference finishes.
- Kansas' four-straight 30-win seasons from 2009-10 to 2012-13 are the most consecutive 30-win seasons in NCAA history (note: Memphis did it from 2006-09 yet later vacated the 2008 season).
- Self was the head coach for Team USA's U18 team that competed and won gold at the 2018 FIBA Americas Championship held in St. Catherines, Canada, in the summer of 2018.
- Self is one of five coaches in NCAA Division I history to have led three different teams - Tulsa, Illinois and Kansas - to the NCAA Elite Eight, including seven times with KU (2004-07-08-11-12-16-17). The other coaches are: Gene Bartow, John Calipari, Rick Pitino and Eddie Sutton.
- A 1985 graduate of Oklahoma State, Self began his coaching career as a graduate assistant at Kansas in 1985-86 under head coach Larry Brown. He then returned to his alma mater as an assistant for seven seasons under coaches Leonard Hamilton and Eddie Sutton. His first head coaching job was at Oral Roberts in 1993-94, then Tulsa (1997-98), Illinois (2000-03) and Kansas (2003-present).



MARCUS GARRETT

Sophomore • Guard • 6-5 • 195 • Dallas, Texas • Skyline HS

SEASON STATS

PPG	RPG	APG	FG%	3FG%	FT%
7.3	4.2	2.0	42%	25%	58%

LAST GAME VS. NORTHEASTERN (3.21.19)

MIN	PTS	REBS	ASTS	BLKS	STLS
26	8	5	0	0	1

2017-18: Pulled down five or more rebounds in 12 games ... Had 12 games with multiple steals in 2017-18 ... Scored in double figures five times ... Recorded two double-doubles ... Had seven starts with six in Big 12 play ... Had a season-high 13 points vs. Texas Southern (11/21) ... co-Big 12 Newcomer of the Week (11/7) ... 2017 Texas HS Gatorade Player of the Year.

CAREER HONORS

Big 12 All-Defensive Team [2019]
Co-Big 12 Newcomer of the Week (11.13.17)

CAREER HIGHS

Points	20	vs. Texas (1.14.19)
Field Goals	8	vs. Iowa State (1.21.19) vs. Texas (1.14.19)
Field Goal Att.	13	vs. Marquette (11.21.18)
3PT Field Goals	3	vs. Texas (1.14.19) vs. Texas Southern (11.21.17)
3PT Field Goal Att.	5	at Oklahoma (3.5.19) vs. Texas Southern (11.21.17)
Free Throws	7	at Arizona State (12.22.18)
Free Throw Att.	8	at Arizona State (12.22.18) vs. Baylor (1.20.18)
Rebounds	15	vs. Iowa State (3.16.19)
Assists	5	3x, last vs. Oklahoma (1.2.19)
Blocks	2	vs. Marquette (11.21.18) vs. Texas Southern (11.21.17)
Steals	6	at West Virginia (1.19.19)
Minutes	39	vs. Iowa State (1.21.19)

MISCELLANEOUS

	FR	SO	CAREER
Double-Doubles	2	-	2
10+ Points	5	6	11
20+ Points	0	1	1
5+ Rebounds	12	13	25
10+ Rebounds	2	1	3
5+ Assists	0	3	3
2+ 3PT Field Goals	2	4	6
2+ Steals	12	12	24
2+ Blocks	1	1	2
Led Team in Pts.	0	1	1
Led Team in Rebs.	4	1	5
Led Team in Assists	0	6	6
Led Team in Steals	8	10	18
Led Team in Blocks	2	5	7

2018-19 GAME-BY-GAME

OPPONENT (Date)	MP	FG-A	PCT	3PT-A	PCT	FT-A	PCT	O-D-T	PF	A	TO	BLK	ST	TP
vs. Michigan State (11.6)	14	1-3	.333	0-0	---	2-2	1.000	0-1-1	4	2	0	0	0	4
VERMONT (11.12)	26	1-6	.167	0-1	.000	2-2	1.000	1-4-5	1	3	0	0	2	4
LOUISIANA (11.16)	24	1-3	.333	0-2	.000	4-6	.667	1-1-2	0	5	2	0	1	6
vs. Marquette (11.21)	28	4-13	.308	1-3	.333	2-5	.400	1-2-3	0	0	0	2	1	11
vs. Tennessee (11.23)	DNP - INJURED													
STANFORD (12.1)	33	2-5	.400	0-0	---	0-0	---	0-1-1	0	1	2	0	4	4
^WOFFORD (12.4)	30	2-6	.333	1-4	.250	2-3	.667	0-7-7	1	3	0	1	2	7
^NEW MEXICO STATE (12.8)	31	4-7	.571	2-4	.500	0-2	.000	1-2-3	3	2	1	0	0	10
^VILLANOVA (12.15)	37	0-4	.000	0-2	.000	1-2	.500	3-1-4	1	3	1	1	4	1
^SOUTH DAKOTA (12.18)	29	3-4	.750	0-1	.000	1-2	.500	0-5-5	0	5	0	0	3	7
^at Arizona State (12.22)	22	0-5	.000	0-1	.000	7-8	.875	3-3-6	3	1	1	0	1	7
EASTERN MICHIGAN (12.29)	18	0-2	.000	0-2	.000	1-2	.500	0-4-4	1	3	3	0	0	1
OKLAHOMA (1.2)	28	1-3	.333	0-1	.000	3-4	.750	0-1-1	2	5	1	0	1	5
^at Iowa State (1.5)	30	4-8	.500	0-1	.000	0-0	---	2-2-4	1	0	1	0	0	8
^TCU (1.9)	35	3-8	.375	0-0	---	2-3	.667	1-3-4	1	3	0	0	2	8
^at Baylor (1.12)	25	1-2	.500	0-0	---	2-4	.500	1-2-3	4	4	2	1	0	4
^TEXAS (1.14)	35	8-11	.727	3-4	.750	1-4	.250	0-2-2	2	3	2	1	3	20
^at West Virginia (1.19)	34	6-12	.500	0-2	.000	3-4	.750	0-2-2	4	3	1	0	6	15
^IOWA STATE (1.21)	39	8-12	.667	0-0	---	0-3	.000	1-4-5	2	0	2	1	3	16
^at Kentucky (1.26)	32	1-9	.111	0-2	.000	2-2	1.000	1-4-5	4	0	3	1	2	4
^at Texas (1.29)	26	1-4	.250	0-1	.000	0-0	---	2-3-5	2	1	1	0	0	2
TEXAS TECH (2.2)	DNP -- INJURED													
at Kansas State (2.5)	DNP -- INJURED													
OKLAHOMA STATE (2.9)	DNP -- INJURED													
at TCU (2.11)	DNP -- INJURED													
WEST VIRGINIA (2.16)	DNP -- INJURED													
at Texas Tech (2.23)	22	4-6	.667	1-1	1.000	0-0	---	0-0-0	2	0	0	0	0	9
KANSAS STATE (2.25)	27	2-4	.500	2-4	.500	0-1	.000	1-3-4	2	0	2	1	2	6
at Oklahoma State (3.2)	27	2-3	.667	0-1	.000	2-2	1.000	2-4-6	0	0	0	0	1	6
at Oklahoma (3.5)	26	4-10	.400	0-5	.000	0-0	---	2-3-5	2	0	3	0	0	8
BAYLOR (3.9)	27	2-5	.400	2-3	.667	1-4	.250	1-1-2	1	3	1	1	2	7
vs. Texas (3.14)	20	2-4	.500	0-1	.000	1-1	1.000	0-8-8	0	1	2	0	1	5
vs. West Virginia (3.15)	30	5-9	.556	0-1	.000	1-2	.500	0-5-5	2	2	1	0	0	11
vs. Iowa State (3.16)	35	2-12	.167	0-2	.000	3-6	.500	4-11-15	4	4	1	0	1	7
vs. Northeastern (3.21)	26	4-6	.667	0-0	---	0-0	---	1-4-5	3	0	2	0	1	8
vs. Auburn (3.23)														
TOTAL	816	78-186	.419	12-49	.245	43-74	.581	29-93-122	52	57	35	10	43	211

^ Starter

CAREER YEAR-BY-YEAR STATISTICS

SEASON	GP	GS	MIN	AVG	FG	FGA	PCT	3FG	3FGA	PCT	FT	FTA	PCT	OFF	DEF	TOT	AVG	PF	FO	AST	TO	BLK	STL	PTS	AVG
2017-18	39	7	748	19.2	62	136	.456	12	45	.267	25	51	.490	36	95	131	3.4	60	0	44	30	8	35	161	4.1
2018-19	29	13	816	28.1	78	186	.419	12	49	.245	43	74	.581	29	93	122	4.2	52	0	57	35	10	43	211	7.3
TOTAL	68	20	1564	23.0	140	322	.435	24	94	.255	68	125	.544	65	188	253	3.7	112	0	101	65	18	78	372	5.5

BIG 12 ONLY YEAR-BY-YEAR STATISTICS

SEASON	GP	GS	MIN	AVG	FG	FGA	PCT	3FG	3FGA	PCT	FT	FTA	PCT	OFF	DEF	TOT	AVG	PF	FO	AST	TO	BLK	STL	PTS	AVG
2017-18	18	6	347	19.3	32	62	.516	6	17	.353	12	26	.462	16	34	50	2.8	24	0	17	13	2	13	82	4.6
2018-19	13	7	381	29.3	46	88	.523	8	23	.348	14	29	.483	13	30	43	3.3	25	0	22	16	5	20	114	8.8
TOTAL	31	13	728	23.5	78	150	.520	14	40	.350	26	55	.473	29	64	93	3.0	49	0	39	29	7	33	196	6.3



DEDRIC LAWSON (DEE-drick)

RS-Junior • Forward • 6-9 • 235 • Memphis, Tenn. • Hamilton HS • Memphis

SEASON STATS

PPG	RPG	APG	FG%	3FG%	FT%
19.3	10.3	1.7	49%	38%	81%

LAST GAME VS. NORTHEASTERN (3.21.19)

MIN	PTS	REBS	ASTS	BLKS	STLS
27	25	11	0	1	1

A transfer from Memphis who sat out the 2017-18 season due to NCAA rules ... Has two years of eligibility remaining beginning in the 2018-19 season ... A double-double machine having 36 in two seasons while at Memphis (17 as a freshman and 19 as a sophomore) ... Led Memphis in scoring both his freshman and sophomore seasons.

CAREER HONORS

- Big 12 All-Tournament Team [2019]
- The Sporting News All-America Second Team [2019]
- All-Big 12 First Team [2019]
- Big 12 Newcomer of the Year [2019]
- Karl Malone Power Forward of the Year Award Finalist (1 of 5)
- Naismith Trophy Semifinalist (1 of 10)
- Naismith Trophy Midseason Team (1 of 30)
- Karl Malone Power Forward of the Year Award Watch List (1 of 10)
- Oscar Robertson Trophy Final Midseason Watch List (1 of 12)
- Wooden Award Midseason Watch List (1 of 25)
- 3x Big 12 Player of the Week (11.12, 11.26, 12.26)
- 5x Big 12 Newcomer of the Week (12.2, 12.17, 11.4, 1.28, 2.11)
- Oscar Robertson Midseason Watch List (1 of 20)
- NIT Season Tip-Off Most Valuable Player
- Wooden Award Preseason Watch List (1 of 50)
- NABC Player of the Year candidate (1 of 20)
- Preseason Associated Press All-America
- Karl Malone Power Forward of the Year Award Candidate (1 of 20)
- Preseason All-Big 12 First Team

AT MEMPHIS: All-American Athletic Conference First Team [2016-17]; NABC All-District Team [2016-17]; Collegenator.com Freshman All-America Team [2016]; American Athletic Conference Rookie of the Year [2015-16]; NABC All-District Team [2015-16]; American Athletic Conference All-Tournament Team [2016]; All-American Athletic Conference Second Team [2015-16]

CAREER HIGHS (*AT MEMPHIS)

Points	*35	vs. Iowa (11.26.16)
Field Goals	*15	vs. Iowa (11.26.16)
Field Goal Att.	*22	2x, last vs. Temple (2.12.17)
3PT Field Goals	*4	at Tulsa (1.11.17)
3PT Attempts	*9	at Tulsa (1.11.17)
Free Throws	*14	at UCF (2.4.17)
Free Throw Att.	*14	at UCF (2.4.17)
Rebounds	*16	at Tulane (2.13.16)
Assists	*8	vs. So. Carolina (12.30.16)
Blocks	*8	vs. UAB (12.10.16)
Steals	5	at Baylor (1.12.19)
Minutes	41	vs. Tennessee (11.23.18)

MISCELLANEOUS (*AT MEMPHIS)

	*FR	*SO	R-JR	CAREER
Double-Doubles	17	19	21	57
10+ Points	26	30	33	89
20+ Points	11	15	17	43
30+ Points	-	1	2	3
5+ Rebounds	28	32	32	93
10+ Rebounds	19	20	21	60
3+ Assists	17	18	8	43
2+ 3PT Field Goals	8	8	10	26
2+ Steals	10	13	13	36
2+ Blocks	14	17	9	41
Led Team in Pts.	14	16	20	50
Led Team in Rebs.	21	19	26	56
Led Team in Assists	10	7	6	23
Led Team in Steals	5	10	9	24
Led Team in Blocks	15	25	16	56

2018-19 GAME-BY-GAME

OPPONENT (Date)	MP	FG-A	PCT	3PT-A	PCT	FT-A	PCT	O-D-T	PF	A	TO	BLK	ST	TP
^vs. Michigan State (11.6)	38	5-18	.278	0-2	.000	10-12	.833	4-10-14	2	6	2	2	2	20
^VERMONT (11.12)	19	0-6	.000	0-0	---	0-0	---	1-6-7	4	2	3	0	1	0
^LOUISIANA (11.16)	27	6-11	.545	0-1	.000	7-10	.700	4-2-6	3	3	5	0	1	19
^vs. Marquette (11.21)	33	9-16	.563	1-1	1.000	7-7	1.000	4-8-12	3	3	1	2	0	26
^vs. Tennessee (11.23)	41	9-16	.563	0-2	.000	6-11	.545	5-8-13	3	5	2	0	1	24
^STANFORD (12.1)	36	7-16	.438	0-1	.000	10-11	.909	4-11-15	5	2	2	0	2	24
^WOFFORD (12.4)	35	10-17	.588	0-4	.000	0-0	---	2-6-8	2	1	1	3	2	20
^NEW MEXICO STATE (12.8)	31	8-15	.533	1-2	.500	3-5	.600	5-5-10	0	1	2	1	1	20
^VILLANOVA (12.15)	38	10-15	.667	1-2	.500	7-9	.778	2-10-12	4	1	0	0	0	28
^SOUTH DAKOTA (12.18)	26	7-11	.636	0-3	.000	2-2	1.000	2-12-14	3	0	3	1	3	16
^at Arizona State (12.22)	31	12-15	.800	1-2	.500	5-5	1.000	2-12-14	4	1	2	1	0	30
^EASTERN MICHIGAN (12.29)	22	2-8	.250	0-0	---	4-4	1.000	2-2-4	4	5	1	0	0	8
^OKLAHOMA (1.2)	37	6-17	.353	0-3	.000	1-1	1.000	4-11-15	2	1	1	3	0	13
^at Iowa State (1.5)	32	5-11	.455	0-1	.000	3-6	.500	2-10-12	3	3	6	1	0	13
^TCU (1.9)	35	10-19	.526	2-4	.500	9-13	.692	6-8-14	1	0	3	0	3	31
^at Baylor (1.12)	32	7-12	.583	0-0	---	3-6	.500	1-2-3	2	1	4	5	5	17
^TEXAS (1.14)	26	6-8	.750	0-0	---	5-8	.625	0-8-8	3	0	0	0	0	17
^at West Virginia (1.19)	34	5-11	.455	0-1	.000	5-6	.833	4-7-11	1	0	3	1	1	15
^IOWA STATE (1.21)	38	13-17	.765	2-2	1.000	1-2	.500	7-8-15	3	1	4	1	0	29
^at Kentucky (1.26)	39	7-18	.389	2-3	.667	4-4	1.000	4-11-15	4	2	1	1	1	20
^at Texas (1.29)	34	4-15	.267	1-5	.200	4-4	1.000	1-6-7	2	1	2	2	3	13
^TEXAS TECH (2.2)	28	9-14	.643	3-3	1.000	4-5	.800	2-8-10	5	0	0	2	0	25
^at Kansas State (2.5)	40	6-15	.400	1-5	.200	5-6	.833	3-6-9	4	1	4	2	2	18
^OKLAHOMA STATE (2.9)	39	10-17	.588	3-6	.500	2-2	1.000	2-5-7	2	5	2	0	1	25
^at TCU (2.11)	35	6-16	.375	2-5	.400	0-1	.000	5-5-10	5	2	5	0	0	14
^WEST VIRGINIA (2.16)	32	4-8	.500	2-3	.667	4-4	1.000	0-4-4	0	2	1	0	1	14
^at Texas Tech (2.23)	26	3-8	.375	1-1	1.000	7-8	.875	2-3-5	3	1	2	1	0	14
^KANSAS STATE (2.25)	33	6-20	.300	0-4	.000	6-6	1.000	5-9-14	1	5	1	1	2	18
^at Oklahoma State (3.2)	34	5-11	.455	1-1	1.000	9-9	1.000	4-11-15	1	0	4	0	3	20
^at Oklahoma (3.5)	27	6-11	.545	3-7	.429	3-4	.750	3-8-11	2	0	1	0	1	18
^BAYLOR (3.9)	36	6-14	.429	0-1	.000	11-12	.917	4-10-14	1	1	2	3	2	23
^vs. Texas (3.14)	34	6-15	.400	1-2	.500	3-4	.750	1-5-6	3	1	6	1	2	16
^vs. West Virginia (3.15)	26	9-13	.692	2-3	.667	4-4	1.000	2-6-8	2	0	2	1	1	24
^vs. Iowa State (3.16)	37	8-21	.381	0-1	.000	2-3	.667	5-3-8	2	1	1	1	3	18
^vs. Northeastern (3.21)	27	9-16	.563	3-5	.600	4-4	1.000	3-8-11	2	0	1	1	1	25
vs. Auburn (3.23)														
TOTAL	1138	241-491	.491	33-86	.384	160-198	.808	107-254-361	91	58	80	37	45	675

^ Starter

CAREER YEAR-BY-YEAR STATISTICS (*AT MEMPHIS)

SEASON	GP	GS	MIN	AVG	FG	FGA	PCT	3FG	3FGA	PCT	FT	FTA	PCT	OFF	DEF	TOT	AVG	PF	FO	AST	TO	BLK	STL	PTS	AVG
2015-16*	33	32	1062	32.2	182	445	.409	28	80	.350	129	182	.709	104	203	307	9.3	86	2	84	104	55	39	521	15.8
2016-17*	32	32	1104	34.5	216	469	.461	30	111	.270	152	205	.741	92	225	317	9.9	81	1	105	76	68	41	614	19.2
2018-19	35	35	1138	32.5	241	491	.491	33	86	.384	160	198	.808	107	254	361	10.3	91	3	58	80	37	45	675	19.3
TOTAL	100	99	3304	33.0	639	1405	.455	91	277	.329	441	585	.754	303	682	985	9.9	258	6	247	260	160	125	1810	18.1

BIG 12 ONLY YEAR-BY-YEAR STATISTICS

SEASON	GP	GS	MIN	AVG	FG	FGA	PCT	3FG	3FGA	PCT	FT	FTA	PCT	OFF	DEF	TOT	AVG	PF	FO	AST	TO	BLK	STL	PTS	AVG
2018-19	18	18	598	33.2	117	244	.480	21	52	.404	82	103	.796	55	129	184	10.2	41	2	24	45	22	24	337	18.7
TOTAL	18	18	598	33.2	117	244	.480	21	52	.404	82	103	.796	55	129	184	10.2	41	2	24	45	22	24	337	18.7



CHARLIE MOORE

RS-Sophomore • Guard • 5-11 • 180 • Chicago, Ill. • Morgan Park HS • California

SEASON STATS

PPG	RPG	APG	FG%	3FG%	FT%
3.0	0.9	1.2	29%	27%	71%

LAST GAME VS. NORTHEASTERN (3.21.19)

MIN	PTS	REBS	ASTS	BLKS	STLS
16	2	1	1	0	1

A transfer from California following the 2016-17 season ... Sat out 2017-18 due to transfer rules ... One of 28 invited to tryout for the USA Basketball U19 team in the summer of 2017 ... Started all 34 games while at California during his freshman year in 2016-17 ... Averaged 28.8 minutes, 12.2 points and 3.5 assists while at California ... Scored 10 or more points in 22 games, including four 20-point efforts his freshman year at California.

CAREER HONORS

- Academic All-Big 12 First Team [2018-19]
- Pac-12 All-Freshman Honorable Mention [2016-17]
- Pac-12 Player of the Week [11.21.16]

CAREER HIGHS (*AT CALIFORNIA)

Points	*38	vs. UC Irvine (11.16.16)
Field Goals	*10	vs. UC Irvine (11.16.16)
Field Goal Att.	*20	vs. UC Irvine (11.16.16)
3PT Field Goals	6	vs. South Dakota (12.18.18)
3-Point Att.	9	vs. South Dakota (12.18.18)
Free Throws	*15	vs. UC Irvine (11.16.16)
Free Throw Att.	*17	vs. UC Irvine (11.16.16)
Rebounds	*6	vs. Oregon State (2.24.17)
	*6	at Oregon (1.19.17)
Assists	*8	vs. Colorado (2.5.17)
	*8	vs. Stanford (1.29.17)
Blocks	1	vs. Kansas State (2.25.19)
		vs. Wofford (12.4.18)
Steals	*4	vs. UC Davis (12.10.16)
Minutes	*41	vs. Utah (2.2.17)

MISCELLANEOUS (*AT CALIFORNIA)

	*FR	R-SO	CAREER
Double-Doubles	-	-	0
10+ Points	22	1	23
20+ Points	4	-	4
5+ Rebounds	2	-	2
5+ Assists	9	1	10
10+ Assists	-	-	0
2+ 3PT Field Goals	11	4	15
2+ Steals	8	4	12
2+ Blocks	-	-	0
Led Team in Pts.	6	1	7
Led Team in Rebs.	1	-	1
Led Team in Assists	21	1	22
Led Team in Steals	14	2	16
Led Team in Blocks	0	-	0

2018-19 GAME-BY-GAME

OPPONENT (Date)	MP	FG-A	PCT	3PT-A	PCT	FT-A	PCT	O-D-T	PF	A	TO	BLK	ST	TP
vs. Michigan State (11.6)	11	0-1	.000	0-1	.000	1-2	.500	2-1-3	3	0	0	0	0	1
VERMONT (11.12)	21	3-6	.500	1-3	.333	0-0	---	0-1-1	2	2	0	0	1	7
LOUISIANA (11.16)	21	0-5	.000	0-3	.000	0-0	---	0-4-4	2	3	1	0	0	0
vs. Marquette (11.21)	14	0-0	---	0-0	---	0-0	---	0-1-1	0	0	0	0	1	0
vs. Tennessee (11.23)	32	3-10	.300	1-4	.250	2-2	1.000	0-1-1	1	2	1	0	0	9
STANFORD (12.1)	16	0-1	.000	0-1	.000	3-4	.750	0-0-0	2	3	0	0	0	3
WOFFORD (12.4)	16	2-8	.250	0-5	.000	0-0	---	0-0-0	1	0	0	1	0	4
*NEW MEXICO STATE (12.8)	24	2-7	.286	1-5	.200	0-0	---	1-0-1	2	1	1	0	3	5
VILLANOVA (12.15)	17	0-1	.000	0-0	---	2-2	1.000	0-1-1	3	0	3	0	0	2
SOUTH DAKOTA (12.18)	21	6-9	.667	6-9	.667	0-0	---	0-0-0	1	4	1	0	2	18
at Arizona State (12.22)	16	1-5	.200	1-3	.333	0-0	---	0-1-1	1	0	2	0	2	3
EASTERN MICHIGAN (12.29)	13	2-4	.500	2-4	.500	0-0	---	0-0-0	2	1	3	0	1	6
OKLAHOMA (1.2)	13	0-4	.000	0-1	.000	2-4	.500	1-2-3	1	1	0	0	1	2
at Iowa State (1.5)	19	1-5	.200	0-2	.000	0-0	---	2-1-3	1	2	0	0	0	2
TCU (1.9)	4	0-3	.000	0-1	.000	0-0	---	0-0-0	0	1	0	0	1	0
at Baylor (1.12)	6	0-2	.000	0-1	.000	0-0	---	0-0-0	0	0	0	0	0	0
TEXAS (1.14)	3	0-1	.000	0-1	.000	0-0	---	0-0-0	0	0	0	0	0	0
at West Virginia (1.19)	3	0-1	.000	0-0	---	0-0	---	0-1-1	0	0	0	0	0	0
IOWA STATE (1.21)	2	0-0	---	0-0	---	0-0	---	0-0-0	0	0	0	0	1	0
at Kentucky (1.26)								DNP						
at Texas (1.29)	6	0-0	---	0-0	---	0-0	---	0-0-0	1	0	0	0	0	0
TEXAS TECH (2.2)	15	1-5	.200	0-3	.000	0-0	---	0-1-1	1	6	2	0	0	2
at Kansas State (2.5)	20	3-5	.600	2-4	.500	0-0	---	0-3-3	2	2	3	0	2	8
OKLAHOMA STATE (2.9)	13	2-7	.286	0-4	.000	0-0	---	0-0-0	0	1	0	0	1	4
at TCU (2.11)	13	0-3	.000	0-2	.000	0-0	---	0-1-1	1	1	2	0	1	0
WEST VIRGINIA (2.16)	13	1-4	.250	0-2	.000	0-0	---	0-0-0	0	2	2	0	0	2
at Texas Tech (2.23)	19	3-8	.375	3-7	.429	0-0	---	0-1-1	1	1	2	0	0	9
KANSAS STATE (2.25)	8	1-2	.500	1-1	1.000	0-0	---	0-1-1	0	2	0	1	0	3
at Oklahoma State (3.2)	8	0-0	---	0-0	---	0-0	---	0-1-1	2	1	1	0	0	0
at Oklahoma (3.5)	9	1-3	.333	1-2	.500	0-0	---	0-0-0	1	2	1	0	0	3
BAYLOR (3.9)	8	0-2	.000	0-1	.000	0-0	---	0-0-0	3	0	0	0	1	0
vs. Texas (3.14)	7	0-1	.000	0-0	---	0-0	---	0-1-1	0	0	0	0	1	0
vs. West Virginia (3.15)	10	1-3	.333	0-1	.000	0-0	---	0-1-1	0	1	2	0	0	2
vs. Iowa State (3.16)	14	2-3	.667	1-1	1.000	0-0	---	1-0-1	0	1	1	0	1	5
vs. Northeastern (3.21)	16	1-4	.250	0-2	.000	0-0	---	0-1-1	2	1	2	0	1	2
vs. Auburn (3.23)														
TOTAL	451	36-123	.293	20-74	.270	10-14	.714	7-25-32	36	41	30	2	21	102

^ Starter

CAREER YEAR-BY-YEAR STATISTICS (*AT CALIFORNIA)

SEASON	GP	GS	MIN	AVG	FG	FGA	PCT	3FG	3FGA	PCT	FT	FTA	PCT	OFF	DEF	TOT	AVG	PF	FO	AST	TO	BLK	STL	PTS	AVG	
2016-17*	34	34	980	28.8	135	348	.388	45	128	.352	99	131	.756	12	55	67	2.0	87	0	120	99	0	37	414	12.2	
2017-18																										
REDSHIRT SEASON																										
2018-19	34	1	451	13.3	36	123	.293	20	74	.270	10	14	.714	7	25	32	0.9	36	0	41	30	2	21	102	3.0	
TOTAL	68	35	1431	21.0	171	471	.363	65	202	.322	109	145	.752	19	80	99	1.5	123	0	161	129	2	58	516	7.6	

BIG 12 ONLY YEAR-BY-YEAR STATISTICS

SEASON	GP	GS	MIN	AVG	FG	FGA	PCT	3FG	3FGA	PCT	FT	FTA	PCT	OFF	DEF	TOT	AVG	PF	FO	AST	TO	BLK	STL	PTS	AVG
2018-19	18	0	182	10.1	13	55	.236	7	32	.219	2	4	.500	3	12	15	0.8	14	0	22	13	1	8	35	1.9
TOTAL	18	0	182	10.1	13	55	.236	7	32	.219	2	4	.500	3	12	15	0.8	14	0	22	13	1	8	35	1.9



QUENTIN GRIMES

Freshman • Guard • 6-5 • 210 • The Woodlands, Texas • College Park HS

SEASON STATS

PPG	RPG	APG	FG%	3FG%	FT%
8.2	2.5	2.0	38%	34%	59%

LAST GAME VS. NORTHEASTERN (3.21.19)

MIN	PTS	REBS	ASTS	BLKS	STLS
31	3	1	3	1	0

A five-star combo guard who did the all-star game circuit following his senior year of high school ... Earned many high school All-American honors and was the state player of the year in Texas ... Ended up ranked No. 8 in the national recruiting rankings ... Has valuable USA Basketball experience, including a gold medal won in 2018 at the FIBA U18 Americas Championship, coached by Bill Self.

CAREER HONORS

- Big 12 Newcomer of the Week (11.12.18)
- Jerry West Shooting Guard of the Year Candidate (1 of 20)
- Preseason Big 12 Freshman of the Year
- Preseason All-Big 12 Honorable Mention

CAREER HIGHS

Points	21	vs. Michigan State (11.6.18)
Field Goals	7	at Iowa State (1.5.19) vs. Michigan State (11.6.18)
Field Goal Att.	14	at Iowa State (1.5.19) vs. Michigan State (11.6.18)
3PT Field Goals	6	vs. Michigan State (11.6.18)
3PT Field Goal Att.	10	vs. Michigan State (11.6.18)
Free Throws	7	vs. Texas (3.14.19)
Free Throw Att.	8	vs. Texas (3.14.19)
Rebounds	8	vs. West Virginia (3.15.19)
Assists	10	vs. Vermont (11.12.18)
Blocks	2	at Baylor (1.12.19) vs. West Virginia (3.15.19)
Steals	4	vs. West Virginia (3.15.19)
Minutes	37	vs. Iowa State (3.16.19)

MISCELLANEOUS

	FRESHMAN/CAREER
Double-Doubles	1
10+ Points	12
20+ Points	1
5+ Rebounds	3
10+ Rebounds	-
3+ Assists	12
3+ 3PT Field Goals	7
2+ Steals	4
2+ Blocks	2
Led Team in Pts.	2
Led Team in Rebs.	2
Led Team in Assists	4
Led Team in Steals	3
Led Team in Blocks	3

2018-19 GAME-BY-GAME

OPPONENT (Date)	MP	FG-A	PCT	3PT-A	PCT	FT-A	PCT	O-D-T	PF	A	TO	BLK	ST	TP
^vs. Michigan State (11.6)	30	7-14	.500	6-10	.600	1-2	.500	0-1-1	3	4	1	0	1	21
^VERMONT (11.12)	31	4-8	.500	2-4	.500	0-0	---	1-2-3	4	10	3	0	0	10
^LOUISIANA (11.16)	31	2-7	.286	1-2	.500	1-1	1.000	1-1-2	2	3	1	0	1	6
^vs. Marquette (11.21)	26	0-3	.000	0-1	.000	3-4	.750	0-4-4	4	0	2	0	0	3
^vs. Tennessee (11.23)	21	1-4	.250	0-2	.000	3-6	.500	0-4-4	0	0	2	0	1	5
^STANFORD (12.1)	16	1-6	.167	0-3	.000	0-0	---	0-1-1	2	0	1	0	0	2
^WOFFORD (12.4)	32	6-10	.600	1-4	.250	1-2	.500	0-3-3	1	1	0	0	0	14
^NEW MEXICO STATE (12.8)	18	2-5	.400	1-3	.333	0-0	---	0-1-1	3	2	4	0	0	5
^VILLANOVA (12.15)	14	0-2	.000	0-1	.000	1-2	.500	0-0-0	3	1	3	0	0	1
^SOUTH DAKOTA (12.18)	21	3-9	.333	0-3	.000	0-1	.000	1-2-3	2	0	3	0	0	6
^at Arizona State (12.22)	31	4-12	.333	0-5	.000	0-0	---	2-0-2	1	3	2	1	0	8
^EASTERN MICHIGAN (12.29)	29	4-6	.667	2-4	.500	6-6	1.000	0-2-2	2	2	3	0	0	16
^OKLAHOMA (1.2)	35	6-11	.545	1-6	.167	1-3	.333	2-0-2	4	1	3	0	1	14
^at Iowa State (1.5)	31	7-14	.500	3-6	.500	2-3	.667	2-4-6	1	2	2	0	1	19
^TCU (1.9)	16	2-5	.400	0-3	.000	1-2	.500	0-2-2	4	1	2	0	0	5
^at Baylor (1.12)	27	2-7	.286	1-4	.250	2-2	1.000	0-6-6	1	1	1	2	0	7
^TEXAS (1.14)	29	2-5	.400	2-5	.400	0-0	---	0-2-2	1	0	1	0	0	6
^at West Virginia (1.19)	30	3-7	.429	2-4	.500	0-0	---	0-2-2	2	2	2	0	0	8
^IOWA STATE (1.21)	19	0-4	.000	0-1	.000	0-0	---	0-0-0	0	0	0	0	1	0
^at Kentucky (1.26)	29	5-9	.556	3-5	.600	0-2	.000	0-1-1	3	2	1	0	0	13
^at Texas (1.29)	20	1-5	.200	1-3	.333	0-0	---	0-1-1	3	1	1	0	1	3
^TEXAS TECH (2.2)	31	2-7	.286	2-5	.400	0-1	.000	1-2-3	2	4	0	0	2	6
^at Kansas State (2.5)	20	2-4	.500	2-2	1.000	0-0	---	0-1-1	4	0	5	0	0	6
OKLAHOMA STATE (2.9)	30	2-7	.286	2-6	.333	0-1	.000	1-3-4	2	1	4	0	0	6
at TCU (2.11)	36	2-11	.182	1-8	.125	0-0	---	0-2-2	5	4	1	0	0	5
^WEST VIRGINIA (2.16)	22	2-8	.250	0-4	.000	0-0	---	0-2-2	2	2	4	0	2	4
^at Texas Tech (2.23)	27	1-3	.333	1-3	.333	0-2	.000	0-3-3	2	3	0	0	2	3
^KANSAS STATE (2.25)	36	4-8	.500	3-6	.500	1-2	.500	2-1-3	1	2	1	0	1	12
^at Oklahoma State (3.2)	36	6-11	.545	4-7	.571	1-2	.500	1-3-4	3	3	3	0	1	17
^at Oklahoma (3.5)	26	1-6	.167	1-4	.250	0-0	---	0-1-1	1	0	3	0	1	3
^BAYLOR (3.9)	22	3-6	.500	3-4	.750	0-0	---	0-2-2	2	5	1	0	0	9
^vs. Texas (3.14)	33	2-10	.200	1-6	.167	7-8	.875	1-3-4	2	3	1	0	1	12
^vs. West Virginia (3.15)	31	6-13	.462	5-8	.625	1-1	1.000	1-7-8	3	4	2	0	4	18
^vs. Iowa State (3.16)	37	5-12	.417	0-6	.000	0-1	.000	0-1-1	5	0	1	2	1	10
^vs. Northeastern (3.21)	31	1-6	.167	1-5	.200	0-0	---	0-1-1	2	3	1	1	0	3
vs. Auburn (3.23)														
TOTAL	954	101-265	.381	52-153	.340	32-54	.593	16-71-87	82	70	65	6	22	286

^ Starter

CAREER YEAR-BY-YEAR STATISTICS

SEASON	GP	GS	MIN	AVG	FG	FGA	PCT	3FG	3FGA	PCT	FT	FTA	PCT	OFF	DEF	TOT	AVG	PF	FO	AST	TO	BLK	STL	PTS	AVG
2018-19	35	35	954	27.3	101	265	.381	52	153	.340	32	54	.593	16	71	87	2.5	82	2	70	65	6	22	286	8.2
TOTAL	35	35	954	27.3	101	265	.381	52	153	.340	32	54	.593	16	71	87	2.5	82	2	70	65	6	22	286	8.2

BIG 12 ONLY YEAR-BY-YEAR STATISTICS

SEASON	GP	GS	MIN	AVG	FG	FGA	PCT	3FG	3FGA	PCT	FT	FTA	PCT	OFF	DEF	TOT	AVG	PF	FO	AST	TO	BLK	STL	PTS	AVG
2018-19	18	18	493	27.4	48	129	.372	29	81	.358	8	18	.444	9	37	46	2.6	40	1	32	34	2	13	133	7.4
TOTAL	18	18	493	27.4	48	129	.372	29	81	.358	8	18	.444	9	37	46	2.6	40	1	32	34	2	13	133	7.4



DEVON DOTSON (deh-VAWN)

Freshman • Guard • 6-2 • 185 • Charlotte, N.C. • Providence Day School

SEASON STATS

PPG	RPG	APG	FG%	3FG%	FT%
12.3	3.7	3.5	48%	36%	79%

LAST GAME VS. NORTHEASTERN (3.21.19)

MIN	PTS	REBS	ASTS	BLKS	STLS
30	18	4	2	0	2

An explosive combo guard who picked up numerous postseason honors and played in all-star games following the 2017-18 season including McDonald's All-America and the Jordan Brand Classic ... Ended ranked No. 20 by Rivals.com, No. 21 by 247Sports.com and No. 24 by ESPN100.

CAREER HONORS

- Big 12 All-Tournament Team [2019]
- All-Big 12 Third Team [2019]
- Big 12 All-Freshman Team [2019]
- CBS Sports/USBWA Freshman of the Week (2.12)
- Big 12 Newcomer of the Week (12.31)
- Bob Cousy Point Guard of the Year Award (1 of 20)

CAREER HIGHS

Points	25	at TCU (2.11.19)
Field Goals	7	3x, last vs. Iowa State (3.16.19)
Field Goal Att.	13	vs. Iowa State (3.16.19) at TCU (2.11.19)
3PT Field Goals	4	at TCU (2.11.19)
3PT Field Goal Att.	7	at TCU (2.11.19)
Free Throws	7	3x, last at TCU (2.11.19)
Free Throw Att.	10	vs. Baylor (3.9.19) at Baylor (1.12.19)
Rebounds	10	at TCU (2.11.19)
Assists	8	vs. West Virginia (2.16.19) vs. Iowa State (1.21.19)
Blocks	1	5x, last at Kansas State (2.5.19)
Steals	4	vs. Oklahoma (1.2.19)
Minutes	45	at TCU (2.11.19)

MISCELLANEOUS

	FRESHMAN/CAREER
Double-Doubles	1
10+ Points	23
20+ Points	2
5+ Rebounds	10
10+ Rebounds	1
5+ Assists	9
3+ 3PT Field Goals	3
2+ Steals	16
2+ Blocks	-
Led Team in Pts.	4
Led Team in Rebs.	-
Led Team in Assists	18
Led Team in Steals	13
Led Team in Blocks	2

2018-19 GAME-BY-GAME

OPPONENT (Date)	MP	FG-A	PCT	3PT-A	PCT	FT-A	PCT	O-D-T	PF	A	TO	BLK	ST	TP
^vs. Michigan State (11.6)	34	6-11	.545	3-5	.600	1-2	.500	0-2-2	3	3	4	0	3	16
^VERMONT (11.12)	27	3-5	.600	1-2	.500	0-0	---	2-4-6	1	0	1	0	2	7
^LOUISIANA (11.16)	20	2-6	.333	0-2	.000	0-0	---	0-3-3	2	3	1	0	0	4
^vs. Marquette (11.21)	31	4-7	.571	0-0	---	2-2	1.000	1-2-3	2	4	1	0	3	10
^vs. Tennessee (11.23)	40	5-8	.625	1-1	1.000	6-7	.857	1-3-4	2	2	2	0	0	17
^STANFORD (12.1)	43	3-7	.429	0-0	---	4-7	.571	0-2-2	3	4	0	0	2	10
^WOFFORD (12.4)	30	6-9	.667	1-3	.333	3-3	1.000	0-3-3	3	3	2	0	3	16
^NEW MEXICO STATE (12.8)	39	3-8	.375	0-2	.000	2-3	.667	2-2-4	2	2	3	0	1	8
^VILLANOVA (12.15)	26	3-6	.500	1-1	1.000	4-4	1.000	1-1-2	4	1	2	0	0	11
^SOUTH DAKOTA (12.18)	28	3-7	.429	0-1	.000	2-2	1.000	0-2-2	1	6	2	0	0	8
^at Arizona State (12.22)	32	4-7	.571	2-4	.500	2-2	1.000	0-4-4	3	5	5	1	1	12
^EASTERN MICHIGAN (12.29)	28	5-7	.714	1-2	.500	4-6	.667	0-3-3	1	4	2	1	3	15
^OKLAHOMA (1.2)	28	4-10	.400	1-3	.333	7-8	.875	0-5-5	4	1	2	0	4	16
^at Iowa State (1.5)	31	3-5	.600	1-2	.500	1-2	.500	2-5-7	1	3	5	0	2	8
^TCU (1.9)	27	0-6	.000	0-3	.000	5-6	.833	0-1-1	3	3	1	1	2	5
^at Baylor (1.12)	33	3-4	.750	1-1	1.000	7-10	.700	0-5-5	5	5	3	1	0	14
^TEXAS (1.14)	36	3-6	.500	1-2	.500	3-4	.750	1-4-5	2	5	0	0	0	10
^at West Virginia (1.19)	34	3-5	.600	1-1	1.000	2-2	1.000	0-1-1	3	1	7	0	0	9
^IOWA STATE (1.21)	38	3-12	.250	0-1	.000	5-6	.833	0-2-2	3	8	0	0	2	11
^at Kentucky (1.26)	33	4-10	.400	1-4	.250	0-0	---	0-3-3	5	4	1	0	0	9
^at Texas (1.29)	29	3-6	.500	0-0	---	3-4	.750	0-4-4	3	4	1	0	1	9
^TEXAS TECH (2.2)	34	7-12	.583	3-5	.600	3-5	.600	0-3-3	2	4	4	0	3	20
^at Kansas State (2.5)	39	5-12	.417	0-1	.000	3-4	.750	1-4-5	5	5	4	1	3	13
^OKLAHOMA STATE (2.9)	37	6-10	.600	1-4	.250	5-5	1.000	1-4-5	2	4	1	0	2	18
^at TCU (2.11)	45	7-13	.538	4-7	.571	7-9	.778	0-10-10	2	5	6	0	2	25
^WEST VIRGINIA (2.16)	31	5-7	.714	1-1	1.000	4-4	1.000	2-3-5	1	8	2	0	0	15
^at Texas Tech (2.23)	25	3-7	.429	1-1	1.000	0-0	---	0-2-2	4	1	2	0	0	7
^KANSAS STATE (2.25)	33	5-12	.417	1-5	.200	5-5	1.000	0-1-1	0	3	1	0	1	16
^at Oklahoma State (3.2)	32	2-10	.200	0-4	.000	0-0	---	2-2-4	4	4	5	0	0	4
^at Oklahoma (3.5)	26	2-7	.286	0-3	.000	2-4	.500	1-2-3	0	4	3	0	0	6
^BAYLOR (3.9)	34	4-8	.500	1-4	.250	6-10	.600	2-1-3	3	0	3	0	2	15
^vs. Texas (3.14)	37	6-11	.545	1-1	1.000	4-5	.800	1-3-4	1	4	0	0	1	17
^vs. West Virginia (3.15)	30	4-10	.400	0-2	.000	5-6	.833	0-5-5	0	6	1	0	1	13
^vs. Iowa State (3.16)	34	7-13	.538	1-3	.333	2-3	.667	1-2-3	4	3	2	0	1	17
^vs. Northeastern (3.21)	30	6-12	.500	1-5	.200	5-5	1.000	0-4-4	2	2	0	0	2	18
vs. Auburn (3.23)														
TOTAL	1134	142-296	.480	31-86	.360	114-145	.786	21-107-128	86	124	79	5	47	429

^ Starter

CAREER YEAR-BY-YEAR STATISTICS

SEASON	GP	GS	MIN	AVG	FG	FGA	PCT	3FG	3FGA	PCT	FT	FTA	PCT	OFF	DEF	TOT	AVG	PF	FO	AST	TO	BLK	STL	PTS	AVG
2018-19	35	35	1134	32.4	142	296	.480	31	86	.360	114	145	.786	21	107	128	3.7	86	3	124	79	5	47	429	12.3
TOTAL	35	35	1134	32.4	142	296	.480	31	86	.360	114	145	.786	21	107	128	3.7	86	3	124	79	5	47	429	12.3

BIG 12 ONLY YEAR-BY-YEAR STATISTICS

SEASON	GP	GS	MIN	AVG	FG	FGA	PCT	3FG	3FGA	PCT	FT	FTA	PCT	OFF	DEF	TOT	AVG	PF	FO	AST	TO	BLK	STL	PTS	AVG
2018-19	18	18	592	32.9	68	152	.447	17	48	.354	68	88	.773	12	59	71	3.9	47	2	68	50	3	24	221	12.3
TOTAL	18	18	592	32.9	68	152	.447	17	48	.354	68	88	.773	12	59	71	3.9	47	2	68	50	3	24	221	12.3

CHRIS TEAHAN

Sophomore • Guard • 6-4 • 175 • Leawood, Kan. • Rockhurst HS



SEASON STATS

PPG	RPG	APG	FG%	3FG%	FT%
0.5	0.1	0.1	40%	40%	-

LAST GAME VS. NORTHEASTERN (3.21.19)

MIN	PTS	REBS	ASTS	BLKS	STLS
1	0	0	0	0	0

2017-18: Appeared in 10 games, two in conference play and three postseason ... Averaged 2.3 minutes per contest ... Made his second 3-pointer of the season in scoring three points vs. Omaha (12/18) ... Had a season-high four points vs. Toledo (11/28) ... Logged four minutes against South Dakota State (11/17) with three points and three rebounds ... An invited walk-on who was a two-sport athlete at Rockhurst HS in Kansas City, Missouri ... Older brother, Conner, played five seasons at KU and on two Final Four teams.

CAREER HONORS

CAREER HIGHS

Points	4	vs. Toledo (11.28.17)
Field Goals	1	6x, last at Oklahoma (3.5.19)
Field Goal Att.	2	6x, last vs. West Virginia (2.16.19)
3PT Field Goals	1	at Oklahoma (3.5.19)
		vs. West Virginia (2.16.19)
		vs. Omaha (12.18.17)
		vs. South Dakota St. (11.17.17)
3PT Field Goal Att.	2	4x, last vs. West Virginia (2.16.19)
Free Throws	2	vs. Toledo (11.28.17)
Free Throw Att.	2	vs. Toledo (11.28.17)
Rebounds	3	vs. South Dakota St. (11.17.17)
Assists	1	vs. Eastern Michigan (12.29.18)
		vs. Tennessee St. (11.10.17)
Blocks	-	-
Steals	-	-
Minutes	4	4x, last vs. Omaha (12.18.17)

MISCELLANEOUS

	FR	SO	CAREER
5+ Minutes	-	-	-
4+ Points	1	-	1
3+ Rebounds	1	-	1
3+ Assists	-	-	-
2+ 3PT Field Goals	-	-	-
2+ Steals	-	-	-
2+ Blocks	1	-	1
Led Team in Pts.	-	-	-
Led Team in Rebs.	-	-	-
Led Team in Steals	-	-	-
Led Team in Blocks	-	-	-

2018-19 GAME-BY-GAME

OPPONENT (Date)	MP	FG-A	PCT	3PT-A	PCT	FT-A	PCT	O-D-T	PF	A	TO	BLK	ST	TP
vs. Michigan State (11.6)														
VERMONT (11.12)														
LOUISIANA (11.16)														
vs. Marquette (11.21)														
vs. Tennessee (11.23)														
STANFORD (12.1)														
WOFFORD (12.4)	2	0-0	---	0-0	---	0-0	---	0-0-0	0	0	0	0	0	0
NEW MEXICO STATE (12.8)														
VILLANOVA (12.15)														
SOUTH DAKOTA (12.18)														
at Arizona State (12.22)														
EASTERN MICHIGAN (12.29)	2	0-0	---	0-0	---	0-0	----	0-0-0	1	1	0	0	0	0
OKLAHOMA (1.2)														
at Iowa State (1.5)	2	0-0	---	0-0	---	0-0	---	0-0-0	0	0	0	0	0	0
TCU (1.9)														
at Baylor (1.12)														
TEXAS (1.14)														
at West Virginia (1.19)														
IOWA STATE (1.21)														
at Kentucky (1.26)														
at Texas (1.29)														
TEXAS TECH (2.2)	2	0-2	.000	0-2	.000	0-0	---	0-1-1	0	0	1	0	0	0
at Kansas State (2.5)	1	0-0	---	0-0	---	0-0	---	0-0-0	0	0	0	0	0	0
OKLAHOMA STATE (2.9)														
at TCU (2.11)														
WEST VIRGINIA (2.16)	3	1-2	.500	1-2	.500	0-0	---	0-0-0	1	0	0	0	0	3
at Texas Tech (2.23)	3	0-0	---	0-0	---	0-0	---	0-0-0	0	0	0	0	0	0
KANSAS STATE (2.25)	0+	0-0	---	0-0	---	0-0	---	0-0-0	0	0	0	0	0	0
at Oklahoma State (3.2)														
at Oklahoma (3.5)	2	1-1	1.000	1-1	1.000	0-0	---	0-0-0	0	0	0	0	0	3
*BAYLOR (3.9)														
vs. Texas (3.14)														
vs. West Virginia (3.15)	1	0-0	---	0-0	---	0-0	---	0-0-0	0	0	1	0	0	0
vs. Iowa State (3.16)														
vs. Northeastern (3.21)	1	0-0	---	0-0	---	0-0	---	0-0-0	0	0	0	0	0	0
vs. Auburn (3.23)														
TOTAL	19	2-5	.400	2-5	.400	0-0	---	0-1-1	2	1	2	0	0	6

^ Starter

CAREER YEAR-BY-YEAR STATISTICS

SEASON	GP	GS	MIN	AVG	FG	FGA	PCT	3FG	3FGA	PCT	FT	FTA	PCT	OFF	DEF	TOT	AVG	PF	FO	AST	TO	BLK	STL	PTS	AVG
2017-18	11	0	25	2.3	4	11	.364	2	8	.250	2	2	1.000	2	5	7	0.6	2	0	1	3	0	0	12	1.1
2018-19	11	0	19	1.7	2	5	.400	2	5	.400	0	0	.000	0	1	1	0.1	2	0	1	2	0	0	6	0.5
TOTAL	22	0	44	2.0	6	16	.375	4	13	.308	2	2	1.000	2	6	8	0.4	4	0	2	5	0	0	18	0.8

BIG 12 ONLY YEAR-BY-YEAR STATISTICS

SEASON	GP	GS	MIN	AVG	FG	FGA	PCT	3FG	3FGA	PCT	FT	FTA	PCT	OFF	DEF	TOT	AVG	PF	FO	AST	TO	BLK	STL	PTS	AVG
2017-18	2	0	2	1.0	0	1	.000	0	1	.000	0	0	.000	0	0	0	0.0	0	0	0	0	0	0	0	0.0
2018-19	7	0	13	1.9	2	5	.400	2	5	.400	0	0	.000	0	1	1	0.1	1	0	0	1	0	0	6	0.9
TOTAL	9	0	15	1.7	2	6	.333	2	6	.333	0	0	.000	0	1	1	0.1	1	0	0	1	0	0	6	0.7



K.J. LAWSON

RS-Sophomore • Guard • 6-8 • 205 • Memphis, Tenn. • Hamilton HS • Memphis

SEASON STATS

PPG	RPG	APG	FG%	3FG%	FT%
3.1	1.9	0.5	46%	31%	73%

LAST GAME VS. NORTHEASTERN (3.21.19)

MIN	PTS	REBS	ASTS	BLKS	STLS
23	13	3	2	0	0

A transfer from Memphis who sat out the 2017-18 season due to NCAA rules ... Played in 42 games while at Memphis with 33 starts, an 11.5 career scoring average and 7.0 career rebound average ... Had nine career double-doubles ... Granted a medical redshirt following the 2015-16 season.

CAREER HONORS

American Athletic Conference Rookie of the Year [2017]
 American Athletic Conference All-Rookie Team [2017]

CAREER HIGHS (*AT MEMPHIS)

Points	*28	at Houston (1.19.17)
Rebounds	*19	vs. East Carolina (1.28.17)
Field Goals	*12	at Houston (1.19.17)
Field Goal Att.	*23	vs. East Carolina (1.28.17)
3PT Field Goals	3	vs. West Virginia (2.16.19)
	*3	vs. UTRGV (11.14.16)
3PT Attempts	5	at Texas Tech (2.23.19)
Free Throws	*9	vs. Jackson State (11.30.16)
Free Throw Att.	*11	vs. Tulane (3.2.17)
Assists	*7	vs. McNeese (11.22.16)
Blocks	*2	4x, last vs. Tulsa (2.7.17)
Steals	*3	vs. South Florida (1.14.17)
Minutes	*43	at Houston (1.19.17)

MISCELLANEOUS (*AT MEMPHIS)

	*FR	*SO	R-SO	CAREER
Double-Doubles	-	9	-	9
10+ Points	4	20	3	27
20+ Points	-	4	-	4
5+ Rebounds	4	26	3	33
10+ Rebounds	-	12	-	12
3+ Assists	1	18	2	21
2+ 3PT Field Goals	-	4	3	7
2+ Steals	1	2	1	4
2+ Blocks	1	3	-	4
Led Team in Pts.	1	6	1	8
Led Team in Rebs.	0	14	-	14
Led Team in Assists	0	5	1	6
Led Team in Steals	0	5	1	6
Led Team in Blocks	0	5	-	5

2018-19 GAME-BY-GAME

OPPONENT (Date)	MP	FG-A	PCT	3PT-A	PCT	FT-A	PCT	O-D-T	PF	A	TO	BLK	ST	TP
vs. Michigan State (11.6)	10	1-1	1.000	1-1	1.000	1-2	.500	1-5-6	3	1	0	0	0	4
VERMONT (11.12)	3	0-0	---	0-0	---	0-0	---	0-0-0	1	0	1	0	0	0
LOUISIANA (11.16)	2	1-1	1.000	0-0	---	0-0	---	0-0-0	0	0	0	0	1	2
vs. Marquette (11.21)	2	0-0	---	0-0	---	0-0	---	0-2-2	0	0	0	0	0	0
vs. Tennessee (11.23)	19	2-4	.500	0-1	.000	4-6	.667	1-5-6	4	0	1	0	2	8
STANFORD (12.1)	4	0-0	---	0-0	---	2-2	1.000	2-0-2	1	0	1	0	0	2
WOFFORD (12.4)	17	2-4	.500	0-1	.000	1-2	.500	1-1-2	2	3	1	0	1	5
NEW MEXICO STATE (12.8)	4	1-1	1.000	1-1	1.000	0-0	---	0-1-1	0	1	0	0	0	3
VILLANOVA (12.15)	14	0-2	.000	0-1	.000	0-0	---	2-1-3	1	2	1	0	0	0
SOUTH DAKOTA (12.18)	9	1-3	.333	1-2	.500	0-0	---	0-0-0	4	0	0	0	0	3
at Arizona State (12.22)	12	0-2	.000	0-2	.000	0-0	---	0-2-2	2	2	0	0	0	0
EASTERN MICHIGAN (12.29)	11	2-4	.500	2-4	.500	0-0	---	1-3-4	1	3	1	0	0	6
OKLAHOMA (1.2)	1	0-0	---	0-0	---	0-0	---	0-0-0	0	0	1	0	0	0
at Iowa State (1.5)	9	1-2	.500	0-1	.000	0-0	---	0-1-1	1	1	1	0	1	2
TCU (1.9)	11	2-3	.667	0-1	.000	3-3	1.000	1-0-1	0	0	0	0	0	7
at Baylor (1.12)	11	1-2	.500	0-0	---	1-2	.500	1-0-1	1	0	0	0	0	3
TEXAS (1.14)							DNP							
at West Virginia (1.19)	16	1-5	.200	0-2	.000	0-0	---	2-2-4	3	0	0	0	0	2
IOWA STATE (1.21)	9	1-2	.500	0-0	---	0-0	---	1-2-3	4	0	1	0	0	2
at Kentucky (1.26)	3	0-1	.000	0-0	---	0-0	---	0-0-0	1	0	0	0	0	0
at Texas (1.29)	4	0-0	---	0-0	---	0-0	---	0-0-0	1	0	1	0	0	0
TEXAS TECH (2.2)	6	1-3	.333	1-3	.333	0-0	---	0-0-0	2	0	0	0	0	3
at Kansas State (2.5)	12	1-2	.500	1-2	.500	0-0	---	0-1-1	2	0	1	0	0	3
OKLAHOMA STATE (2.9)	11	1-3	.333	0-1	.000	0-0	---	0-1-1	1	0	1	0	0	2
at TCU (2.11)	16	4-6	.667	0-1	.000	2-2	1.000	2-1-3	0	0	0	0	0	10
WEST VIRGINIA (2.16)	24	5-7	.714	3-4	.750	2-2	1.000	0-3-3	1	0	1	1	0	15
at Texas Tech (2.23)	20	3-6	.500	2-5	.400	0-0	---	1-1-2	1	1	1	0	0	8
KANSAS STATE (2.25)	9	0-1	.000	0-1	.000	0-0	---	0-3-3	2	0	1	0	0	0
at Oklahoma State (3.2)	6	1-4	.250	0-2	.000	0-0	---	1-0-1	0	0	1	0	0	2
at Oklahoma (3.5)	13	0-3	.000	0-2	.000	0-0	---	0-5-5	1	1	1	0	0	0
BAYLOR (3.9)	7	1-1	1.000	0-0	---	0-0	---	1-1-2	1	1	2	0	0	2
vs. Texas (3.14)	2	0-0	---	0-0	---	0-0	---	0-1-1	0	0	0	0	0	0
vs. West Virginia (3.15)	10	0-0	---	0-0	---	0-0	---	0-2-2	2	0	0	0	1	0
vs. Iowa State (3.16)	3	0-1	.000	0-1	.000	0-0	---	0-1-1	0	0	1	0	1	0
vs. Northeastern (3.21)	23	6-10	.600	1-3	.333	0-1	.000	0-3-3	2	2	1	0	0	13
vs. Auburn (3.23)														
TOTAL	333	39-84	.464	13-42	.310	16-22	.727	18-48-66	45	18	21	1	7	107

^ Starter

CAREER YEAR-BY-YEAR STATISTICS (*AT MEMPHIS)

SEASON	GP	GS	MIN	AVG	FG	FGA	PCT	3FG	3FGA	PCT	FT	FTA	PCT	OFF	DEF	TOT	AVG	PF	FO	AST	TO	BLK	STL	PTS	AVG
2015-16*	10	2	197	19.7	26	71	.366	2	9	.222	34	51	.667	10	25	35	3.5	26	1	11	19	6	6	88	8.8
2016-17*	32	31	1078	33.7	145	363	.399	22	67	.328	82	118	.695	73	186	259	8.1	72	1	88	66	13	16	394	12.3
2017-18																									
2018-19	34	0	333	9.8	39	84	.464	13	42	.310	16	22	.727	18	48	66	1.9	45	0	18	21	1	7	107	3.1
TOTAL	76	33	1608	21.2	210	518	.405	37	118	.314	132	191	.691	101	259	360	4.7	143	2	117	106	20	29	589	7.8

BIG 12 ONLY YEAR-BY-YEAR STATISTICS

SEASON	GP	GS	MIN	AVG	FG	FGA	PCT	3FG	3FGA	PCT	FT	FTA	PCT	OFF	DEF	TOT	AVG	PF	FO	AST	TO	BLK	STL	PTS	AVG
2018-19	17	0	185	10.9	23	50	.460	7	25	.280	8	9	.889	10	21	31	1.8	21	0	4	13	1	1	61	3.6
TOTAL	17	0	185	10.9	23	50	.460	7	25	.280	8	9	.889	10	21	31	1.8	21	0	4	13	1	1	61	3.6



GARRETT LUINSTRA (loo-IN-struh)

Freshman • Guard • 6-2 • 155 • Lawrence, Kan. • Lawrence Free State HS

SEASON STATS

PPG	RPG	APG	FG%	3FG%	FT%
0.0	0.1	0.3	0%	0%	-

LAST GAME VS. NORTHEASTERN (3.21.19)

MIN	PTS	REBS	ASTS	BLKS	STLS
1	0	0	2	0	0

An invited walk-on ... A combo guard who set his high school's single-season scoring record with 456 points as a senior ... Averaged 19 points his senior year in guiding Free State High School to the 6A state title game and a 19-6 record ... A first-team all-state selection and the Sunflower League Player of the Year his senior season.

CAREER HONORS

CAREER HIGHS

Points	-
Field Goals	-
Field Goal Att.	1 vs. West Virginia (2.16.19) vs. Texas Tech (2.2.19) vs. South Dakota (12.18.18)
3PT Field Goals	-
3PT Field Goal Att.	1 vs. Texas Tech (2.2.19)
Free Throws	-
Free Throw Att.	-
Rebounds	1 vs. South Dakota (12.18.18)
Assists	2 vs. Northeastern (3.21.19)
Blocks	-
Steals	-
Minutes	2 at Oklahoma (3.5.19) vs. Texas Tech (2.2.19) vs. South Dakota (12.18.18)

MISCELLANEOUS

FRESHMAN/CAREER

5+ Minutes	-
4+ Points	-
3+ Rebounds	-
2+ Assists	1
2+ 3PT Field Goals	-
2+ Steals	-
2+ Blocks	-
Led Team in Pts.	-
Led Team in Rebs.	-
Led Team in Steals	-
Led Team in Blocks	-

2018-19 GAME-BY-GAME

OPPONENT (Date)	MP	FG-A	PCT	3PT-A	PCT	FT-A	PCT	O-D-T	PF	A	TO	BLK	ST	TP
vs. Michigan State (11.6)														
VERMONT (11.12)														
LOUISIANA (11.16)														
vs. Marquette (11.21)														
vs. Tennessee (11.23)														
STANFORD (12.1)														
WOFFORD (12.4)	1	0-0	---	0-0	---	0-0	---	0-0-0	1	0	0	0	0	0
NEW MEXICO STATE (12.8)														
VILLANOVA (12.15)														
SOUTH DAKOTA (12.18)	2	0-1	.000	0-0	---	0-0	---	1-0-1	0	0	0	0	0	0
at Arizona State (12.22)														
EASTERN MICHIGAN (12.29)														
OKLAHOMA (1.2)														
at Iowa State (1.5)														
TCU (1.9)														
at Baylor (1.12)														
TEXAS (1.14)														
at West Virginia (1.19)														
IOWA STATE (1.21)														
at Kentucky (1.26)														
at Texas (1.29)														
TEXAS TECH (2.2)	2	0-1	.000	0-1	.000	0-0	---	0-0-0	0	0	0	0	0	0
at Kansas State (2.5)	0+	0-0	---	0-0	---	0-0	---	0-0-0	1	1	0	0	0	0
OKLAHOMA STATE (2.9)														
at TCU (2.11)														
WEST VIRGINIA (2.16)	1	0-1	.000	0-0	---	0-0	---	0-0-0	0	0	1	0	0	0
at Texas Tech (2.23)	1	0-0	---	0-0	---	0-0	---	0-0-0	0	0	0	0	0	0
KANSAS STATE (2.25)	0+	0-0	---	0-0	---	0-0	---	0-0-0	0	0	0	0	0	0
at Oklahoma State (3.2)														
at Oklahoma (3.5)	2	0-0	---	0-0	---	0-0	---	0-0-0	0	0	0	0	0	0
^BAYLOR (3.9)														
vs. Texas (3.14)														
vs. West Virginia (3.15)	1	0-0	---	0-0	---	0-0	---	0-0-0	0	0	0	0	0	0
vs. Iowa State (3.16)														
vs. Northeastern (3.21)	1	0-0	---	0-0	---	0-0	---	0-0-0	1	2	0	0	0	0
vs. Auburn (3.23)														
TOTAL	11	0-3	.000	0-1	.000	0-0	---	1-0-1	3	3	1	0	0	0

^ Starter

CAREER YEAR-BY-YEAR STATISTICS

SEASON	GP	GS	MIN	AVG	FG	FGA	PCT	3FG	3FGA	PCT	FT	FTA	PCT	OFF	DEF	TOT	AVG	PF	FO	AST	TO	BLK	STL	PTS	AVG
2018-19	10	0	11	1.1	0	3	.000	0	1	.000	0	0	.000	1	0	1	0.1	3	0	3	1	0	0	0	0.0
TOTAL	10	0	11	1.1	0	3	.000	0	1	.000	0	0	.000	1	0	1	0.1	3	0	3	1	0	0	0	0.0

BIG 12 ONLY YEAR-BY-YEAR STATISTICS

SEASON	GP	GS	MIN	AVG	FG	FGA	PCT	3FG	3FGA	PCT	FT	FTA	PCT	OFF	DEF	TOT	AVG	PF	FO	AST	TO	BLK	STL	PTS	AVG
2018-19	6	0	6	1.0	0	2	.000	0	1	.000	0	0	.000	0	0	0	0.0	1	0	1	1	0	0	0	0.0
TOTAL	6	0	6	1.0	0	2	.000	0	1	.000	0	0	.000	0	0	0	0.0	1	0	1	1	0	0	0	0.0



SILVIO DE SOUSA (deh-SOE-suh)

Freshman • Forward • 6-9 • 245 • Luanda, Angola • IMG Academy (Fla.)

LAST SEASON STATS

PPG	RPG	BPG	FG%	3FG%	FT%
4.0	3.7	0.2	68%	-	71%

LAST GAME VS. VILLANOVA (3.31.18)

MIN	PTS	REBS	ASTS	BLKS	STLS
10	7	7	0	0	0

2017-18: Averaged 4.8 points and 5.4 rebounds in the 2018 NCAA Tournament ... Tied season high with 26 minutes vs. Duke (3/25) with 10 rebounds and scoring four points ... Averaged 20.0 minutes, 10.0 ppg and 9.7 rpg in the Big 12 Championship ... Posted his first double-double (16 points, 10 rebounds) vs. West Virginia (3/10) in the Big 12 title game ... Pulled down six or more rebounds seven times, including his last three games in the NCAA Tournament ... Joined the team following graduation from IMG Academy in Bradenton, Florida, following the fall 2017 semester.

CAREER HONORS

CAREER HIGHS

Points	16	vs. West Virginia (3.10.18)
Field Goals	8	vs. West Virginia (3.10.18)
Field Goal Att.	8	vs. West Virginia (3.10.18)
3PT Field Goals	-	-
3PT Field Goal Att.	-	-
Free Throws	4	vs. Oklahoma (2.19.18)
Free Throw Att.	4	3x, last vs. Villanova (3.31.18)
Rebounds	11	vs. Kansas State (3.9.18)
Assists	1	4x, last vs. Duke (3.25.18)
Blocks	1	3x, last vs. Duke (3.25.18)
Steals	1	vs. West Virginia (3.10.18)
Minutes	26	vs. Duke (3.25.18) vs. West Virginia (3.10.18)

MISCELLANEOUS

	FR	SO	CAREER
Double-Doubles	1		1
10+ Points	2		2
20+ Points	-		-
5+ Rebounds	7		7
10+ Rebounds	3		3
3+ Assists	-		-
2+ Steals	-		-
2+ Blocks	-		-
Led Team in Pts.	-		-
Led Team in Rebs.	4		4
Led Team in Assists	-		-
Led Team in Steals	-		-
Led Team in Blocks	1		1

2018-19 GAME-BY-GAME

OPPONENT (Date)	MP	FG-A	PCT	3PT-A	PCT	FT-A	PCT	O-D-T	PF	A	TO	BLK	ST	TP
vs. Michigan State (11.6)														DNP
VERMONT (11.12)														DNP
LOUISIANA (11.16)														DNP
vs. Marquette (11.21)														DNP
vs. Tennessee (11.23)														DNP
STANFORD (12.1)														DNP
WOFFORD (12.4)														DNP
NEW MEXICO STATE (12.8)														DNP
VILLANOVA (12.15)														DNP
SOUTH DAKOTA (12.18)														DNP
at Arizona State (12.22)														DNP
EASTERN MICHIGAN (12.29)														DNP
OKLAHOMA (1.2)														DNP
at Iowa State (1.5)														DNP
TCU (1.9)														DNP
at Baylor (1.12)														DNP
TEXAS (1.14)														DNP
at West Virginia (1.19)														DNP
IOWA STATE (1.21)														DNP
at Kentucky (1.26)														DNP
at Texas (1.29)														DNP
TEXAS TECH (2.2)														DNP
at Kansas State (2.5)														DNP
OKLAHOMA STATE (2.9)														DNP
at TCU (2.11)														DNP
WEST VIRGINIA (2.16)														DNP
at Texas Tech (2.23)														DNP
KANSAS STATE (2.25)														DNP
at Oklahoma State (3.2)														DNP
at Oklahoma (3.5)														DNP
BAYLOR (3.9)														DNP
vs. Texas (3.14)														DNP
vs. West Virginia (3.15)														DNP
vs. Iowa State (3.16)														DNP
vs. Texas (3.14)														DNP
vs. West Virginia (3.15)														DNP
vs. Iowa State (3.16)														DNP
vs. Northeastern (3.21)														DNP
vs. Auburn (3.23)														DNP
TOTAL														

^ Starter

CAREER YEAR-BY-YEAR STATISTICS

SEASON	GP	GS	MIN	AVG	FG	FGA	PCT	3FG	3FGA	PCT	FT	FTA	PCT	OFF	DEF	TOT	AVG	PF	FO	AST	TO	BLK	STL	PTS	AVG
2017-18	20	0	175	8.8	32	47	.681	0	0	.000	15	21	.714	33	41	74	3.7	33	0	4	18	3	1	79	4.0
2018-19	-	-	-	-	-	-	-	-	-	-	-	-	-	-	-	-	-	-	-	-	-	-	-	-	-
TOTAL	20	0	175	8.8	32	47	.681	0	0	.000	15	21	.714	33	41	74	3.7	33	0	4	18	3	1	79	4.0

BIG 12 ONLY YEAR-BY-YEAR STATISTICS

SEASON	GP	GS	MIN	AVG	FG	FGA	PCT	3FG	3FGA	PCT	FT	FTA	PCT	OFF	DEF	TOT	AVG	PF	FO	AST	TO	BLK	STL	PTS	AVG
2017-18	11	0	50	4.5	9	14	.643	0	0	.000	7	9	.778	12	6	18	1.6	14	0	2	7	0	0	25	2.3
2018-19	-	-	-	-	-	-	-	-	-	-	-	-	-	-	-	-	-	-	-	-	-	-	-	-	-
TOTAL	11	0	50	4.5	9	14	.643	0	0	.000	7	9	.778	12	6	18	1.6	14	0	2	7	0	0	25	2.3

20 • Game Notes

LAGERALD VICK

Senior • Guard • 6-5 • 190 • Memphis, Tenn. • Douglass HS

SEASON STATS

PPG	RPG	APG	FG%	3FG%	FT%
14.1	4.0	1.9	48%	46%	77%

LAST GAME AT KANSAS STATE (2.5.19)

MIN	PTS	REBS	ASTS	BLKS	STLS
19	7	3	2	0	1



CAREER HONORS

- 2x Big 12 Player of the Week (11.19, 12.3)
- NIT Season Tip-Off All-Tournament Team
- All-Big 12 Honorable Mention [2017-18]
- Academic All-Big 12 Rookie Team [2015-16]

CAREER HIGHS

Points	33	vs. Louisiana (11.16.18)
Field Goals	12	vs. Vermont (11.12.18) vs. Washington (12.6.17)
Field Goal Att.	23	vs. Washington (12.6.17)
3PT Field Goals	8	vs. Vermont (11.12.18)
3PT Field Goal Att.	12	vs. Louisiana (11.16.18)
Free Throws	8	vs. Villanova (12.15.18)
Free Throw Att.	10	vs. Villanova (12.15.18)
Rebounds	11	vs. Texas Southern (11.21.17)
Assists	7	3x, last vs. Washington (12.6.17)
Blocks	3	vs. Oakland (11.24.17)
Steals	3	6x, last vs. Oklahoma (1.2.19)
Minutes	43	2x, last vs. Stanford (12.1.18)

MISCELLANEOUS

	FR	SO	JR	SR	CAREER
Double-Doubles	0	0	1	-	1
10+ Points	0	7	24	17	48
20+ Points	0	1	6	5	12
30+ Points	0	0	0	2	2
5+ Rebounds	1	12	21	7	35
10+ Rebounds	0	0	1	-	1
3+ Assists	0	2	12	6	20
3+ 3PT Field Goals	0	4	9	10	23
2+ Steals	0	6	10	7	23
2+ Blocks	0	2	2	-	4
Led Team in Pts.	0	1	3	6	10
Led Team in Rebs.	0	1	4	1	6
Led Team in Assists	0	0	3	2	5
Led Team in Steals	0	5	6	5	16
Led Team in Blocks	0	6	6	1	13

2018-19 GAME-BY-GAME

OPPONENT (Date)	MP	FG-A	PCT	3PT-A	PCT	FT-A	PCT	O-D-T	PF	A	TO	BLK	ST	TP
^vs. Michigan State (11.6)	32	1-7	.143	0-4	.000	0-0	---	0-3-3	2	3	2	0	3	2
^VERMONT (11.12)	33	12-14	.857	8-8	1.000	0-0	---	1-2-3	2	1	2	0	1	32
^LOUISIANA (11.16)	40	11-18	.611	7-12	.583	4-5	.800	2-7-9	0	2	3	0	2	33
^vs. Marquette (11.21)	36	6-12	.500	3-5	.600	1-2	.500	0-2-2	2	0	2	0	1	16
^vs. Tennessee (11.23)	43	6-12	.500	3-7	.429	0-0	---	1-1-2	2	4	2	0	1	15
^STANFORD (12.1)	43	10-17	.588	7-11	.636	0-0	.000	1-4-5	3	1	3	0	1	27
WOFFORD (12.4)	22	0-3	.000	0-2	.000	0-0	---	0-2-2	0	0	2	0	1	0
NEW MEXICO STATE (12.8)	31	2-8	.250	1-3	.333	0-0	---	0-6-6	2	5	1	1	2	5
^VILLANOVA (12.15)	39	9-15	.600	3-8	.375	8-10	.800	0-7-7	2	1	3	0	0	29
^SOUTH DAKOTA (12.18)	33	5-12	.417	2-3	.667	0-0	---	2-3-5	2	2	3	1	3	12
^at Arizona State (12.22)	37	5-16	.313	3-11	.273	1-1	1.000	0-2-2	4	1	3	0	2	14
^EASTERN MICHIGAN (12.29)	29	2-7	.286	0-5	.000	0-1	.000	0-3-3	0	4	2	0	1	4
^OKLAHOMA (1.2)	25	5-12	.417	2-7	.286	0-1	.000	0-4-4	1	1	4	1	3	12
^at Iowa State (1.5)	29	2-8	.250	2-6	.333	0-0	---	0-4-4	0	1	7	0	2	6
^TCU (1.9)	36	5-10	.500	2-7	.286	0-0	---	1-3-4	2	4	6	0	0	12
^at Baylor (1.12)	36	6-10	.600	6-8	.750	0-1	.000	0-3-3	1	2	4	1	0	18
^TEXAS (1.14)	32	7-14	.500	5-8	.625	2-2	1.000	0-4-4	0	4	0	0	1	21
^at West Virginia (1.19)	33	5-12	.417	2-6	.333	1-1	1.000	1-2-3	1	0	2	0	0	13
^IOWA STATE (1.21)	37	5-11	.455	2-6	.333	2-2	1.000	0-3-3	0	1	2	0	0	14
^at Kentucky (1.26)	35	4-9	.444	2-5	.400	0-0	---	1-5-6	3	1	1	0	1	10
^at Texas (1.29)	23	4-9	.444	2-5	.400	0-0	---	0-2-2	0	1	1	0	1	10
^TEXAS TECH (2.2)	36	4-7	.571	3-4	.750	2-2	1.000	1-5-6	1	2	1	1	0	13
^at Kansas State (2.5)	19	2-5	.400	1-4	.250	2-2	1.000	0-3-3	0	2	2	0	1	7
OKLAHOMA STATE (2.9)														
at TCU (2.11)														
WEST VIRGINIA (2.16)														
at Texas Tech (2.23)														
KANSAS STATE (2.25)														
at Oklahoma State (3.2)														
at Oklahoma (3.5)														
BAYLOR (3.9)														
vs. Texas (3.14)														
vs. West Virginia (3.15)														
vs. Iowa State (3.16)														
vs. Texas (3.14)														
vs. West Virginia (3.15)														
vs. Iowa State (3.16)														
vs. Northeastern (3.21)														
vs. Auburn (3.23)														
TOTAL	759	118-248	.476	66-145	.455	23-30	.767	11-80-91	30	43	58	5	27	325

^ Starter

CAREER YEAR-BY-YEAR STATISTICS

SEASON	GP	GS	MIN	AVG	FG	FGA	PCT	3FG	3FGA	PCT	FT	FTA	PCT	OFF	DEF	TOT	AVG	PF	FO	AST	TO	BLK	STL	PTS	AVG
2015-16	19	0	91	4.8	14	25	.560	8	17	.471	3	6	.500	1	4	5	0.3	6	0	8	6	1	3	39	2.1
2016-17	36	6	878	24.4	97	219	.443	34	92	.370	38	46	.826	36	91	127	3.5	58	1	34	40	15	21	266	7.4
2017-18	39	35	1289	33.1	187	383	.488	59	158	.373	37	55	.673	37	150	187	4.8	74	0	83	64	13	34	470	12.1
2018-19	23	20	759	33.0	118	248	.476	66	145	.455	23	30	.767	11	80	91	4.0	30	0	43	58	5	27	325	14.1
TOTAL	117	61	3017	25.8	416	875	.475	167	412	.405	101	137	.737	85	325	410	3.5	168	1	168	168	34	85	1100	9.4

BIG 12 ONLY YEAR-BY-YEAR STATISTICS

SEASON	GP	GS	MIN	AVG	FG	FGA	PCT	3FG	3FGA	PCT	FT	FTA	PCT	OFF	DEF	TOT	AVG	PF	FO	AST	TO	BLK	STL	PTS	AVG
2015-16	8	0	25	3.1	5	9	.556	5	8	.625	0	0	.000	0	1	1	0.1	3	0	0	1	0	0	15	1.9
2016-17	18	0	424	23.6	41	99	.414	15	43	.349	25	30	.833	18	41	59	3.3	27	1	14	20	5	9	122	6.8
2017-18	18	14	587	32.6	63	152	.414	22	75	.293	14	24	.583	10	62	72	4.0	42	0	25	29	4	12	162	9.0
2018-19	10	9	306	30.6	45	98	.459	27	61	.443	9	11	.818	3	33	36	3.6	6	0	18	29	3	8	126	12.6
TOTAL	54	23	1342	24.9	154	358	.430	69	187	.369	48	65	.738	31	137	168	3.1	78	1	57	79	12	29	425	7.9



OCHAI AGBAJI (OCH-eye uh-BAH-gee)

Freshman • Guard • 6-5 • 210 • Kansas City, Mo. • Oak Park HS

SEASON STATS

PPG	RPG	APG	FG%	3FG%	FT%
8.9	4.8	1.0	46%	32%	69%

LAST GAME VS. NORTHEASTERN (3.21.19)

MIN	PTS	REBS	ASTS	BLKS	STLS
21	13	5	0	1	0

Played in his first game of the season vs. TCU (1/9) ... Previously declared a redshirt for 2018-19 on Nov. 5 ... A Kansas City product who is very athletic and has a great shooting touch ... Verbally committed to Kansas in February 2018 ... Bill Self compares Agbaji to Kansas City Jayhawk Travis Releford who played in 138 career games and was a two-year starter while at KU.

CAREER HONORS

Big 12 Newcomer of the Week (2.4.19)

CAREER HIGHS

Points	24	at Texas (1.29.19)
Field Goals	8	vs. Oklahoma State (2.9.19) at Texas (1.29.19)
Field Goal Att.	12	at Oklahoma (3.5.19) at TCU (2.11.19) vs. Oklahoma State (2.9.19)
3PT Field Goals	5	vs. Oklahoma State (2.9.19)
3PT Field Goal Att.	8	at Oklahoma State (3.2.19)
Free Throws	6	at TCU (2.11.19) at Texas (1.29.19)
Free Throw Att.	8	at Texas (1.29.19)
Rebounds	11	at TCU (2.11.19)
Assists	4	vs. Baylor (3.9.19)
Blocks	2	vs. West Virginia (3.15.19)
Steals	2	at Texas (1.29.19) vs. TCU (1.9.19)
Minutes	41	at TCU (2.11.19)

MISCELLANEOUS

	FRESHMAN/CAREER
Double-Doubles	2
10+ Points	8
20+ Points	3
5+ Rebounds	9
10+ Rebounds	2
3+ Assists	2
2+ 3PT Field Goals	5
2+ Steals	2
2+ Blocks	1
Led Team in Pts.	1
Led Team in Rebs.	3
Led Team in Assists	-
Led Team in Steals	-
Led Team in Blocks	6

2018-19 GAME-BY-GAME

OPPONENT (Date)	MP	FG-A	PCT	3PT-A	PCT	FT-A	PCT	O-D-T	PF	A	TO	BLK	ST	TP
vs. Michigan State (11.6)														
VERMONT (11.12)														
LOUISIANA (11.16)														
vs. Marquette (11.21)														
vs. Tennessee (11.23)														
STANFORD (12.1)														
WOFFORD (12.4)														
NEW MEXICO STATE (12.8)														
VILLANOVA (12.15)														
SOUTH DAKOTA (12.18)														
at Arizona State (12.22)														
EASTERN MICHIGAN (12.29)														
OKLAHOMA (1.2)														
at Iowa State (1.5)														
TCU (1.9)	25	3-5	.600	1-2	.500	0-0	---	1-3-4	2	1	0	1	2	7
at Baylor (1.12)	21	4-5	.800	1-2	.500	1-2	.500	1-2-3	2	0	0	0	1	10
TEXAS (1.14)	25	2-5	.400	0-2	.000	0-0	---	0-4-4	1	2	0	0	1	4
at West Virginia (1.19)	4	0-1	.000	0-0	---	0-0	---	1-2-3	0	0	3	0	0	0
IOWA STATE (1.21)	16	3-6	.500	2-4	.500	0-0	.000	1-4-5	5	0	2	1	0	8
at Kentucky (1.26)	21	2-6	.333	1-4	.250	2-2	1.000	2-0-2	0	0	1	0	0	7
*at Texas (1.29)	35	8-10	.800	2-4	.500	6-8	.750	4-3-7	4	0	2	1	2	24
*TEXAS TECH (2.2)	33	3-8	.375	1-4	.250	3-6	.500	1-9-10	3	3	2	0	1	10
*at Kansas State (2.5)	35	3-7	.429	0-2	.000	0-2	.000	1-3-4	3	0	4	1	1	6
*OKLAHOMA STATE (2.9)	36	8-12	.667	5-7	.714	2-2	1.000	1-5-6	1	2	0	0	0	23
*at TCU (2.11)	41	6-12	.500	2-6	.333	6-6	1.000	1-10-11	0	1	1	1	1	20
*WEST VIRGINIA (2.16)	27	4-9	.444	1-4	.250	1-2	.500	0-3-3	4	1	3	0	1	10
*at Texas Tech (2.23)	30	1-6	.167	0-3	.000	0-0	---	0-2-2	1	0	2	1	0	2
*KANSAS STATE (2.25)	16	0-1	.000	0-1	.000	0-0	---	0-3-3	0	0	1	0	0	0
*at Oklahoma State (3.2)	29	3-10	.300	3-8	.375	2-3	.667	0-5-5	2	2	0	1	0	11
*at Oklahoma (3.5)	31	4-12	.333	1-7	.143	0-0	---	0-3-3	3	0	1	1	0	9
*BAYLOR (3.9)	30	3-10	.300	0-3	.000	0-0	---	1-7-8	3	4	1	0	0	6
*vs. Texas (3.14)	26	1-5	.200	0-1	.000	0-1	.000	0-3-3	1	2	0	0	0	2
*vs. West Virginia (3.15)	21	4-9	.444	1-4	.250	0-0	---	1-2-3	3	1	1	2	0	9
*vs. Iowa State (3.16)	21	2-7	.286	1-4	.250	0-0	---	3-3-6	2	1	3	1	0	5
*vs. Northeastern (3.21)	21	5-5	1.000	1-1	1.000	2-2	1.000	2-3-5	3	0	3	1	0	13
vs. Auburn (3.23)														
TOTAL	544	69-151	.457	23-73	.315	25-36	.694	21-79-100	43	20	30	12	10	186

* Starter

CAREER YEAR-BY-YEAR STATISTICS

SEASON	GP	GS	MIN	AVG	FG	FGA	PCT	3FG	3FGA	PCT	FT	FTA	PCT	OFF	DEF	TOT	AVG	PF	FO	AST	TO	BLK	STL	PTS	AVG
2018-19	21	15	544	25.9	69	151	.457	23	73	.315	25	36	.694	21	79	100	4.8	43	1	20	30	12	10	186	8.9
TOTAL	21	15	544	25.9	69	151	.457	23	73	.315	25	36	.694	21	79	100	4.8	43	1	20	30	12	10	186	8.9

BIG 12 ONLY YEAR-BY-YEAR STATISTICS

SEASON	GP	GS	MIN	AVG	FG	FGA	PCT	3FG	3FGA	PCT	FT	FTA	PCT	OFF	DEF	TOT	AVG	PF	FO	AST	TO	BLK	STL	PTS	AVG
2018-19	16	11	434	27.1	55	119	.462	19	59	.322	21	31	.677	13	68	81	5.1	34	1	16	22	8	10	150	9.4
TOTAL	16	11	434	27.1	55	119	.462	19	59	.322	21	31	.677	13	68	81	5.1	34	1	16	22	8	10	150	9.4

DAVID McCORMACK

Freshman • Forward • 6-10 • 265 • Norfolk, Va. • Oak Hill Academy

SEASON STATS

PPG	RPG	BPG	FG%	3FG%	FT%
3.6	3.0	0.4	61%	-	59%

LAST GAME VS. NORTHEASTERN (3.21.19)

MIN	PTS	REBS	ASTS	BLKS	STLS
11	0	5	2	0	0

A 2018 McDonald's All-American who also represented the USA at the Nike Hoop Summit ... A big body who showed a lot of discipline in losing more than 50 pounds during high school ... Can play both power forward and center and can open up the middle with his outside shooting.



CAREER HONORS

CAREER HIGHS

Points	18	at Oklahoma (3.5.19)
Field Goals	8	at Oklahoma (3.5.19)
Field Goal Att.	11	at Oklahoma (3.5.19)
3PT Field Goals	-	
3PT Field Goal Att.	-	
Free Throws	4	vs. South Dakota (12.18.18)
Free Throw Att.	4	5x, last at Oklahoma St. (3.2.19)
Rebounds	9	vs. Texas (3.14.19)
Assists	2	3x, last vs. Northeastern (3.21.19)
Blocks	2	vs. West Virginia (2.16.19) vs. South Dakota (12.18.18)
Steals	2	at Oklahoma (3.5.19) vs. West Virginia (2.16.19)
Minutes	29	vs. Texas (3.14.19)

MISCELLANEOUS

	FRESHMAN/CAREER
Double-Doubles	-
10+ Points	5
20+ Points	-
5+ Rebounds	9
10+ Rebounds	-
2+ Assists	3
1+ 3PT Field Goals	-
2+ Steals	2
2+ Blocks	2
Led Team in Pts.	1
Led Team in Rebs.	2
Led Team in Assists	-
Led Team in Steals	2
Led Team in Blocks	4

2018-19 GAME-BY-GAME

OPPONENT (Date)	MP	FG-A	PCT	3PT-A	PCT	FT-A	PCT	O-D-T	PF	A	TO	BLK	ST	TP
vs. Michigan State (11.6)	5	1-2	.500	0-0	---	1-4	.250	1-2-3	1	1	0	0	0	3
VERMONT (11.12)								DNP						
LOUISIANA (11.16)	10	1-4	.250	0-0	---	0-0	---	4-2-6	0	0	0	1	0	2
vs. Marquette (11.21)	2	1-1	1.000	0-0	---	0-0	---	0-0-0	0	0	0	0	0	2
vs. Tennessee (11.23)	4	0-0	---	0-0	---	0-0	---	0-1-1	1	0	2	0	0	0
STANFORD (12.1)	1	0-0	---	0-0	---	0-0	---	0-1-1	0	0	0	0	0	0
WOFFORD (12.4)	5	3-5	.600	0-0	---	0-0	---	0-3-3	0	0	0	0	0	6
NEW MEXICO STATE (12.8)	4	0-1	.000	0-0	---	0-0	---	0-0-0	0	0	0	1	0	0
VILLANOVA (12.15)	1	0-0	---	0-0	---	0-0	---	0-0-0	0	0	0	0	0	0
SOUTH DAKOTA (12.18)	17	4-7	.571	0-0	---	4-4	1.000	1-5-6	2	1	0	2	0	12
at Arizona State (12.22)	11	1-2	.500	0-0	---	0-0	---	2-2-4	2	0	0	1	0	2
EASTERN MICHIGAN (12.29)	17	2-2	1.000	0-0	---	0-1	.000	0-5-5	2	0	0	1	1	4
OKLAHOMA (1.2)	6	0-1	.000	0-0	---	0-0	---	1-0-1	1	0	1	0	1	0
at Iowa State (1.5)	10	1-2	.500	0-0	---	0-0	---	0-1-1	1	0	0	0	0	2
TCU (1.9)	1	0-0	---	0-0	---	0-0	---	0-0-0	0	0	0	0	0	0
at Baylor (1.12)	6	0-0	---	0-0	---	0-0	---	0-0-0	1	0	0	0	0	0
TEXAS (1.14)	8	1-3	.333	0-0	---	0-1	.000	3-1-4	2	0	1	0	0	2
at West Virginia (1.19)	8	1-1	1.000	0-0	---	0-0	---	1-3-4	0	0	0	0	0	2
IOWA STATE (1.21)	2	0-0	---	0-0	---	0-0	---	0-1-1	0	0	0	0	0	0
at Kentucky (1.26)	8	0-1	.000	0-0	---	0-1	.000	1-2-3	1	0	0	0	0	0
at Texas (1.29)	9	1-1	1.000	0-0	---	0-0	---	0-0-0	1	2	1	0	0	2
TEXAS TECH (2.2)	6	0-0	---	0-0	---	0-0	---	0-1-1	0	0	2	0	0	0
at Kansas State (2.5)								DNP						
*OKLAHOMA STATE (2.9)	14	0-3	.000	0-0	---	0-0	---	4-1-5	2	0	0	1	0	0
*at TCU (2.11)	17	1-3	.333	0-0	---	2-4	.500	1-2-3	4	0	0	1	0	4
*WEST VIRGINIA (2.16)	24	4-4	1.000	0-0	---	2-4	.500	3-1-4	4	1	4	2	2	10
*at Texas Tech (2.23)	16	3-3	1.000	0-0	---	2-2	1.000	0-4-4	2	0	3	0	0	8
*KANSAS STATE (2.25)	7	0-0	---	0-0	---	0-0	---	1-0-1	0	0	2	0	0	0
*at Oklahoma State (3.2)	11	1-4	.250	0-0	---	3-4	.750	0-3-3	1	1	1	1	0	5
*at Oklahoma (3.5)	21	8-11	.727	0-0	---	2-3	.667	2-3-5	4	1	0	0	2	18
*BAYLOR (3.9)	18	6-9	.667	0-0	---	0-0	---	1-4-5	2	0	0	1	0	12
*vs. Texas (3.14)	29	6-7	.857	0-0	---	1-3	.333	6-3-9	2	0	3	1	0	13
*vs. West Virginia (3.15)	25	2-3	.667	0-0	---	3-3	1.000	5-3-8	0	2	3	0	1	7
*vs. Iowa State (3.16)	8	2-2	1.000	0-0	---	0-0	---	1-1-2	1	0	1	0	0	4
*vs. Northeastern (3.21)	11	0-0	---	0-0	---	0-0	---	2-3-5	1	2	1	0	0	0
vs. Auburn (3.23)														
TOTAL	342	50-82	.610	0-0	---	20-34	.588	40-58-98	38	11	25	13	7	120

^ Starter

CAREER YEAR-BY-YEAR STATISTICS

SEASON	GP	GS	MIN	AVG	FG	FGA	PCT	3FG	3FGA	PCT	FT	FTA	PCT	OFF	DEF	TOT	AVG	PF	FO	AST	TO	BLK	STL	PTS	AVG
2018-19	33	12	342	10.4	50	82	.610	0	0	.000	20	34	.588	40	58	98	3.0	38	0	11	25	13	7	120	3.6
TOTAL	33	12	342	10.4	50	82	.610	0	0	.000	20	34	.588	40	58	98	3.0	38	0	11	25	13	7	120	3.6

BIG 12 ONLY YEAR-BY-YEAR STATISTICS

SEASON	GP	GS	MIN	AVG	FG	FGA	PCT	3FG	3FGA	PCT	FT	FTA	PCT	OFF	DEF	TOT	AVG	PF	FO	AST	TO	BLK	STL	PTS	AVG
2018-19	17	8	184	10.8	27	45	.600	0	0	.000	11	18	.611	17	25	42	2.5	25	0	5	15	6	5	65	3.8
TOTAL	17	8	184	10.8	27	45	.600	0	0	.000	11	18	.611	17	25	42	2.5	25	0	5	15	6	5	65	3.8



UDOKA AZUBUIKE

(you-DOE-kuh az-uh-BOO-kee)

Junior • Center • 7-0 • 270 • Delta, Nigeria • Potter's House Christian Academy

SEASON STATS

PPG	RPG	BPG	FG%	3FG%	FT%
13.4	6.8	1.6	71%	-	34%

LAST GAME VS. OKLAHOMA (12.19)

MIN	PTS	REBS	ASTS	BLKS	STLS
23	8	9	0	2	0

Announced Jan. 6 he will miss the remainder of the 2018-19 season due to surgery on his right wrist ... Led NCAA Division I in field goal percentage at 77.0, which ranks second best for a season in NCAA history ... Posted his sixth double-double of the season with 14 points and 11 rebounds vs. Clemson (3/23) ... Had 11 games with nine or more rebounds ... Ranked seventh in the Big 12 in rebound average (7.0) and sixth in blocked shots (1.7) ... Posted seven 20-point games season in 2017-18 ... Played in 11 games with six starts as a freshman in 2016-17 before a season-ending wrist injury.

CAREER HONORS

- Academic All-Big 12 First Team [2018-19]
- Kareem Abdul-Jabbar Center of the Year Award Candidate (1 of 20)
- Preseason All-Big 12 Honorable Mention
- All-Big 12 Third Team [2017-18]
- Academic All-Big 12 Second Team [2017-18]

CAREER HIGHS

Points	26	at Nebraska (12.16.17)
Field Goals	13	at Nebraska (12.16.17)
Field Goal Att.	17	vs. Vermont (11.12.18)
	17	at Nebraska (12.16.17)
3PT Field Goals	-	-
3PT Field Goal Att.	-	-
Free Throws	7	vs. West Virginia (2.17.18)
Free Throw Att.	11	vs. Baylor (1.20.18)
Rebounds	13	at Texas (12.29.17)
Assists	2	4x, last vs. Marquette (11.21.18)
Blocks	5	vs. Texas (2.26.18)
		vs. Kansas State (1.13.18)
Steals	3	vs. Oklahoma (2.19.18)
Minutes	34	3x, last vs. Vermont (11.12.18)

MISCELLANEOUS

	FR	SO	JR	CAREER
Double-Doubles	1	6	1	8
10+ Points	1	25	5	30
20+ Points	0	7	2	9
5+ Rebounds	4	30	5	39
10+ Rebounds	1	6	1	8
3+ Assists	0	0	-	0
2+ Steals	0	4	-	4
2+ Blocks	5	19	4	28
Led Team in Pts.	0	7	1	8
Led Team in Rebs.	3	20	2	25
Led Team in Assists	0	0	-	0
Led Team in Steals	0	1	-	1
Led Team in Blocks	6	22	5	33

2018-19 GAME-BY-GAME

OPPONENT (Date)	MP	FG-A	PCT	3PT-A	PCT	FT-A	PCT	O-D-T	PF	A	TO	BLK	ST	TP
^vs. Michigan State (11.6)	20	7-10	.700	0-0	---	3-7	.429	2-1-3	4	1	2	4	1	17
^VERMONT (11.12)	34	10-17	.588	0-0	---	3-6	.500	1-10-11	2	0	3	1	0	23
^LOUISIANA (11.16)	23	8-10	.800	0-0	---	1-4	.250	4-4-8	3	1	2	4	0	17
^vs. Marquette (11.21)	15	3-5	.600	0-0	---	0-3	.000	1-3-4	4	2	2	0	0	6
^vs. Tennessee (11.23)	17	4-6	.667	0-0	---	1-2	.500	1-3-4	5	0	4	1	1	9
^STANFORD (12.1)	28	9-11	.818	0-0	---	0-3	.000	3-6-9	4	1	2	0	0	18
^WOFFORD (12.4)	4	0-1	.000	0-0	---	0-0	---	2-2-4	0	0	0	0	0	0
NEW MEXICO STATE (12.8)								DNP -- INJURED						
VILLANOVA (12.15)								DNP -- INJURED						
SOUTH DAKOTA (12.18)								DNP -- INJURED						
at Arizona State (12.22)								DNP -- INJURED						
^EASTERN MICHIGAN (12.29)	20	10-13	.769	0-0	---	3-6	.500	3-6-9	2	0	2	2	1	23
^OKLAHOMA (1.2)	23	4-5	.800	0-0	---	0-1	.000	3-6-9	2	0	1	2	0	8
at Iowa State (1.5)								DNP -- INJURED						
TCU (1.9)								DNP -- INJURED						
at Baylor (1.12)								DNP -- INJURED						
TEXAS (1.14)								DNP -- INJURED						
at West Virginia (1.19)								DNP -- INJURED						
IOWA STATE (1.21)								DNP -- INJURED						
at Kentucky (1.26)								DNP -- INJURED						
at Texas (1.29)								DNP -- INJURED						
TEXAS TECH (2.2)								DNP -- INJURED						
at Kansas State (2.5)								DNP -- INJURED						
OKLAHOMA STATE (2.9)								DNP -- INJURED						
at TCU (2.11)								DNP -- INJURED						
WEST VIRGINIA (2.16)								DNP -- INJURED						
at Texas Tech (2.23)								DNP -- INJURED						
KANSAS STATE (2.25)								DNP -- INJURED						
at Oklahoma State (3.2)								DNP -- INJURED						
at Oklahoma (3.5)								DNP -- INJURED						
^BAYLOR (3.9)								DNP -- INJURED						
vs. Texas (3.14)								DNP -- INJURED						
vs. West Virginia (3.15)								DNP -- INJURED						
vs. Iowa State (3.16)								DNP -- INJURED						
vs. Texas (3.14)								DNP -- INJURED						
vs. West Virginia (3.15)								DNP -- INJURED						
vs. Iowa State (3.16)								DNP -- INJURED						
vs. Northeastern (3.21)								DNP -- INJURED						
vs. Auburn (3.23)								DNP -- INJURED						
TOTAL	184	55-78	.705	0-0	---	11-32	.344	20-41-61	26	5	18	14	4	121

^ Starter

CAREER YEAR-BY-YEAR STATISTICS

SEASON	GP	GS	MIN	AVG	FG	FGA	PCT	3FG	3FGA	PCT	FT	FTA	PCT	OFF	DEF	TOT	AVG	PF	FO	AST	TO	BLK	STL	PTS	AVG
2016-17	11	6	142	12.9	22	35	.629	0	0	.000	11	29	.379	13	35	48	4.4	31	0	2	15	18	2	55	5.0
2017-18	36	34	848	23.6	211	274	.770	0	0	.000	45	109	.413	87	165	252	7.0	108	4	24	63	60	20	467	13.0
2018-19	9	9	184	20.4	55	78	.705	0	0	.000	11	32	.344	20	41	61	6.8	26	1	5	18	14	4	121	13.4
TOTAL	56	49	1174	21.0	288	387	.744	0	0	.000	67	170	.394	120	241	361	6.4	165	5	31	96	92	26	643	11.5

BIG 12 ONLY YEAR-BY-YEAR STATISTICS

SEASON	GP	GS	MIN	AVG	FG	FGA	PCT	3FG	3FGA	PCT	FT	FTA	PCT	OFF	DEF	TOT	AVG	PF	FO	AST	TO	BLK	STL	PTS	AVG
2016-17	-	-	-	-	-	-	-	-	-	-	-	-	-	-	-	-	-	-	-	-	-	-	-	-	-
2017-18	18	18	431	23.9	100	127	.787	0	0	.000	32	76	.421	42	76	118	6.6	59	2	11	38	32	11	232	12.9
2018-19	1	1	23	23.0	4	5	.800	0	0	.000	0	1	.000	3	6	9	9.0	2	0	0	1	2	0	8	8.0
TOTAL	19	19	454	23.9	104	132	.788	0	0	.000	32	77	.416	45	82	127	6.7	61	2	11	39	34	11	240	12.6



MITCH LIGHTFOOT

Junior • Forward • 6-8 • 225 • Gilbert, Arizona • Gilbert Christian HS

SEASON STATS

PPG	RPG	BPG	FG%	3FG%	FT%
2.5	2.9	1.0	54%	20%	53%

LAST GAME VS. NORTHEASTERN (3.21.19)

MIN	PTS	REBS	ASTS	BLKS	STLS
13	5	7	0	1	1

Started seven games in 2017-18 ... Pulled down a career-high 11 rebounds vs. Penn (3/18) with nine points ... Went 22-for-31 (71.0 percent) in his last 11 games ... Finished second on the team with 54 blocked shots ... Ranked eighth in the Big 12 with 1.5 blocked shots per game ... Led Kansas with 16 charges drawn ... Was born in Kansas City and moved to Arizona as a youth ... Played in 26 games as a freshman.

CAREER HONORS

CAREER HIGHS

Points	11	vs. Oakland (11.24.17)
Field Goals	4	4x, last vs. Kansas State (3.9.18)
Field Goal Att.	7	at West Virginia (1.15.18) vs. Texas Southern (11.21.17)
3PT Field Goals	2	vs. Tennessee St. (11.10.17)
3PT Field Goal Att.	3	vs. Texas Southern (11.21.17)
Free Throws	4	at Nebraska (12.16.17) vs. Oakland (11.24.17)
Free Throw Att.	5	vs. Kansas State (2.25.19) vs. Oklahoma State (2.9.19)
Rebounds	11	vs. Penn (3.15.18)
Assists	3	at Oklahoma State (3.2.19)
Blocks	6	at TCU (1.6.18)
Steals	2	at Iowa State (2.13.18)
Minutes	31	vs. Kansas State (2.25.19)

MISCELLANEOUS

	FR	SO	JR	CAREER
Double-Doubles	0	0	-	0
10+ Points	0	2	-	2
20+ Points	0	0	-	0
5+ Rebounds	1	10	9	20
10+ Rebounds	0	1	-	1
2+ Assists	0	1	3	4
2+ 3PT Field Goals	0	1	-	1
2+ Steals	0	1	-	1
2+ Blocks	3	13	7	23
Led Team in Pts.	0	0	-	0
Led Team in Rebs.	0	2	2	4
Led Team in Assists	0	0	-	0
Led Team in Steals	0	1	-	1
Led Team in Blocks	6	19	14	39

2018-19 GAME-BY-GAME

OPPONENT (Date)	MP	FG-A	PCT	3PT-A	PCT	FT-A	PCT	O-D-T	PF	A	TO	BLK	ST	TP
vs. Michigan State (11.6)	6	2-2	1.000	0-0	---	0-0	---	1-0-1	3	0	0	1	0	4
VERMONT (11.12)	6	0-1	.000	0-1	.000	1-2	.500	0-1-1	1	1	0	1	0	1
vs. LOUISIANA (11.16)	2	0-0	---	0-0	---	0-0	---	0-0-0	1	0	1	0	0	0
vs. Marquette (11.21)	13	1-1	1.000	0-0	---	1-1	1.000	1-1-2	0	1	0	1	0	3
vs. Tennessee (11.23)	8	0-0	---	0-0	---	0-0	---	0-3-3	0	0	0	1	0	0
STANFORD (12.1)	5	0-1	.000	0-0	---	0-0	---	1-0-1	0	0	0	0	0	0
WOFFORD (12.4)	6	0-0	---	0-0	---	0-0	---	1-1-2	0	0	1	0	0	0
NEW MEXICO STATE (12.8)	18	3-6	.500	0-1	.000	1-2	.500	2-4-6	3	1	1	1	0	7
VILLANOVA (12.15)	14	1-1	1.000	0-0	---	0-1	.000	0-2-2	1	0	1	1	0	2
SOUTH DAKOTA (12.18)	14	2-3	.667	0-1	.000	3-4	.750	3-3-6	1	1	0	1	0	7
at Arizona State (12.22)	8	0-1	.000	0-0	---	0-0	---	1-1-2	2	0	1	1	0	0
EASTERN MICHIGAN (12.29)	11	2-3	.667	0-0	---	0-0	---	1-5-6	4	2	0	0	0	4
OKLAHOMA (1.2)	4	0-0	---	0-0	---	0-0	---	1-0-1	0	0	0	0	0	0
at Iowa State (1.5)	7	0-1	.000	0-1	.000	0-0	---	0-0-0	1	0	1	0	0	0
TCU (1.9)	10	1-1	1.000	0-0	---	0-0	---	0-3-3	0	0	0	0	0	2
at Baylor (1.12)	3	0-0	---	0-0	---	0-0	---	0-2-2	2	0	0	1	0	0
TEXAS (1.14)	6	0-1	.000	0-0	---	0-2	.000	0-0-0	1	0	0	0	0	0
at West Virginia (1.19)	4	0-0	---	0-0	---	0-0	---	0-0-0	1	0	0	0	0	0
IOWA STATE (1.21)								DNP						
at Kentucky (1.26)								DNP						
at Texas (1.29)	14	0-1	.000	0-0	---	0-0	---	0-0-0	3	0	0	1	0	0
TEXAS TECH (2.2)	7	0-0	---	0-0	---	0-0	---	0-1-1	2	0	1	0	0	0
at Kansas State (2.5)	14	2-2	1.000	0-0	---	2-2	1.000	3-2-5	2	0	0	0	0	6
OKLAHOMA STATE (2.9)	20	2-3	.667	0-1	.000	2-5	.400	5-4-9	5	1	0	2	1	6
at TCU (2.11)	22	2-4	.500	0-1	.000	0-1	.000	3-3-6	5	0	0	3	1	4
WEST VIRGINIA (2.16)	23	2-3	.667	0-0	---	1-2	.500	1-6-7	3	1	1	3	1	5
at Texas Tech (2.23)	11	1-1	1.000	0-0	---	0-0	---	2-2-4	1	1	1	0	1	2
KANSAS STATE (2.25)	31	3-5	.600	1-2	.500	2-5	.400	1-4-5	2	2	1	3	0	9
at Oklahoma State (3.2)	17	2-3	.667	0-0	---	3-3	1.000	0-1-1	1	3	0	1	1	7
at Oklahoma (3.5)	17	0-2	.000	0-0	---	0-0	---	2-2-4	4	0	2	0	0	0
BAYLOR (3.9)	18	1-4	.250	0-0	---	2-4	.500	2-2-4	3	0	2	1	0	4
vs. Texas (3.14)	12	0-2	.000	0-0	---	0-0	---	1-2-3	2	0	0	3	0	0
vs. West Virginia (3.15)	15	2-3	.667	0-1	.000	0-0	---	0-0-0	3	0	3	4	0	4
vs. Iowa State (3.16)	11	0-0	---	0-0	---	0-0	---	0-2-2	1	0	0	2	0	0
vs. Northeastern (3.21)	13	2-2	1.000	1-1	1.000	0-0	---	1-6-7	1	0	1	1	1	5
vs. Auburn (3.23)														
TOTAL	390	31-57	.544	2-10	.200	18-34	.529	33-63-96	59	14	18	33	6	82

^ Starter

CAREER YEAR-BY-YEAR STATISTICS

SEASON	GP	GS	MIN	AVG	FG	FGA	PCT	3FG	3FGA	PCT	FT	FTA	PCT	OFF	DEF	TOT	AVG	PF	FO	AST	TO	BLK	STL	PTS	AVG
2016-17	26	0	102	3.9	10	18	.556	2	3	.667	2	12	.167	9	16	25	1.0	17	0	1	7	11	2	24	0.9
2017-18	38	7	531	14.0	60	105	.571	6	17	.353	18	25	.720	48	68	116	3.1	83	3	10	29	54	10	144	3.8
2018-19	33	0	390	11.8	31	57	.544	2	10	.200	18	34	.529	33	63	96	2.9	59	2	14	18	33	6	82	2.5
TOTAL	97	7	1023	10.5	101	180	.561	10	30	.333	38	71	.535	90	147	237	2.4	159	5	25	54	98	18	250	2.6

BIG 12 ONLY YEAR-BY-YEAR STATISTICS

SEASON	GP	GS	MIN	AVG	FG	FGA	PCT	3FG	3FGA	PCT	FT	FTA	PCT	OFF	DEF	TOT	AVG	PF	FO	AST	TO	BLK	STL	PTS	AVG
2016-17	10	0	39	3.9	2	5	.400	0	0	.000	1	4	.250	4	5	9	0.9	7	0	0	3	6	0	5	0.5
2017-18	18	2	238	13.2	26	51	.510	1	8	.125	3	5	.600	24	22	46	2.6	33	1	7	6	27	5	56	3.1
2018-19	17	0	228	13.4	16	31	.516	1	5	.200	12	24	.500	20	32	52	3.1	36	2	8	9	15	5	45	2.6
TOTAL	45	2	505	11.2	44	87	.506	2	13	.154	16	33	.485	48	59	107	2.4	76	3	15	18	48	10	106	2.4

GAME-BY-GAME COMPARISONS

Opponent	1st	2nd	Score	Mar	Total FG	FG Pct	3-Pointers	3FG Pct	Free Throws	FT Pct	Rebounds	Mar	Assist	TOver	Block	Steal	Fouls
vs. Michigan State (11/6)	50/36	42/51	92-87	+5	31-69/26-59	.449/.441	10-23/12-23	.435/.522	20-33/23-35	.606/.657	42/40	+2	21/19	11/18	7/7	10/5	28/25
VERMONT (11/12)	40/36	44/32	84-68	+16	33-63/23-56	.524/.411	12-19/9-26	.632/.346	6-10/13-17	.600/.765	38/28	+10	19/11	13/12	2/2	7/3	18/13
LOUISIANA (11/16)	44/41	45/35	89-76	+13	32-65/27-63	.492/.429	8-22/12-36	.364/.333	17-26/10-12	.654/.833	45/32	+13	20/16	16/15	5/0	6/10	14/20
vs. Marquette (11/21)	38/47	39/21	77-68	+9	28-58/25-60	.483/.417	5-10/14-31	.500/.452	16-24/4-5	.667/.800	38/31	+7	10/17	8/13	5/7	6/2	15/22
vs. Tennessee (11/23)	31/33	38/36	87-81	+6	30-60/31-75	.500/.413	5-17/7-27	.294/.259	22-34/12-17	.647/.706	43/40	+3	13/19	16/14	2/4	6/5	18/25
STANFORD (12/1)	29/35	46/40	90-84	+6	32-64/28-63	.500/.444	7-16/12-34	.438/.353	19-27/16-19	.704/.842	37/36	+1	12/13	11/18	0/6	10/3	20/22
WOFFORD (12/4)	29/26	43/21	72-47	+25	31-63/17-65	.492/.262	3-23/5-26	.130/.192	7-10/8-10	.700/.800	36/45	(9)	11/5	7/18	5/3	9/1	11/14
NEW MEXICO ST. (12/8)	26/28	37/32	63-60	+3	25-58/25-55	.431/.455	7-21/7-26	.333/.269	6-12/3-10	.500/.300	36/37	(1)	15/20	13/16	4/4	7/6	15/15
VILLANOVA (12/15)	33/31	41/40	74-71	+3	23-46/24-59	.500/.407	5-15/8-28	.333/.286	23-30/15-19	.767/.789	35/26	+9	9/8	14/9	2/2	4/5	19/21
SOUTH DAKOTA (12/18)	37/27	52/26	89-53	+36	34-66/22-58	.515/.379	9-23/3-13	.391/.231	12-15/6-13	.800/.462	42/31	+11	19/14	12/17	5/2	11/8	16/15
at Arizona State (12/22)	39/31	37/49	76-80	(4)	27-65/26-63	.415/.413	7-28/8-21	.250/.381	15-16/20-32	.938/.625	40/41	(1)	13/13	16/11	5/5	6/9	22/12
Eastern Michigan (12/29)	46/25	41/38	87-63	+24	31-56/21-70	.554/.300	7-21/6-32	.333/.188	18-26/15-23	.692/.652	42/42	-	25/7	17/16	4/1	7/9	20/23
OKLAHOMA (1/2)	40/25	30/38	70-63	+7	26-63/25-62	.413/.403	4-21/5-22	.190/.227	14-22/8-13	.636/.615	42/40	+2	10/9	14/17	6/2	11/5	17/17
at Iowa State (1/5)	32/36	28/41	60-77	(17)	24-56/28-61	.429/.459	6-20/13-25	.300/.520	6-11/8-10	.545/.800	41/26	+15	12/18	24/12	1/4	6/13	10/12
TCU (1/9)	40/31	37/37	77-68	+9	26-60/25-54	.433/.463	5-21/9-21	.238/.429	20-27/9-13	.741/.692	34/34	-	13/12	12/20	2/3	10/6	13/18
at Baylor (1/12)	35/25	38/43	73-68	+5	24-44/25-75	.545/.333	9-16/9-31	.563/.290	16-27/9-15	.593/.600	30/49	(19)	13/13	14/14	11/3	6/9	19/23
TEXAS (1/14)	38/40	42/38	80-78	+2	29-54/29-69	.537/.420	11-22/13-34	.500/.382	11-21/7-7	.524/1.000	31/38	(7)	14/19	4/6	1/2	5/2	12/18
at West Virginia (1/19)	23/23	41/42	64-65	(1)	24-55/25-54	.436/.463	5-16/5-14	.313/.357	11-13/10-14	.846/.714	34/28	+6	6/12	18/13	1/2	7/11	15/14
IOWA STATE (1/21)	37/42	43/34	80-76	+4	33-64/27-62	.516/.435	6-14/12-30	.429/.400	8-13/10-17	.615/.588	38/36	+2	10/12	11/14	3/3	7/7	17/18
at Kentucky (1/26)	33/30	30/41	63-71	(8)	23-63/25-64	.365/.391	9-23/4-18	.391/.222	8-11/17-23	.727/.739	36/49	(13)	9/14	8/11	2/8	4/4	21/13
at Texas (1/29)	23/26	40/47	63-73	(10)	22-51/21-50	.431/.420	6-18/10-28	.333/.357	13-16/21-23	.813/.913	27/31	(4)	10/13	13/12	4/2	8/5	20/13
TEXAS TECH (2/2)	46/26	33/37	79-63	+16	27-59/22-64	.458/.344	13-30/6-28	.433/.214	12-19/13-22	.632/.591	39/42	(3)	19/8	13/11	3/5	6/7	18/15
at Kansas State (2/5)	33/30	34/44	67-74	(7)	24-52/25-58	.462/.431	7-20/10-24	.350/.417	12-16/14-24	.750/.583	36/30	+6	11/17	23/12	4/1	9/11	23/15
OKLAHOMA STATE (2/9)	36/36	48/36	84-72	+12	31-62/24-55	.500/.436	11-29/9-20	.379/.450	11-15/15-18	.733/.833	38/27	+11	14/11	8/8	3/3	5/4	15/15
at TCU (2/11)	37/37	32/32	82-77	+5	28-68/27-71	.412/.380	9-30/8-26	.300/.308	17-23/15-24	.739/.625	49/43	+6	13/13	15/13	5/4	5/8	22/18
WEST VIRGINIA (2/16)	43/16	35/37	78-53	+25	28-53/20-59	.528/.339	8-20/3-23	.400/.130	14-18/10-15	.778/.667	31/36	(5)	17/14	19/24	6/4	7/11	16/18
at Texas Tech (2/23)	20/45	42/46	62-91	(29)	22-48/34-56	.458/.607	9-21/16-26	.429/.615	9-12/7-13	.750/.538	23/30	(7)	8/19	13/8	2/2	3/5	17/11
KANSAS STATE (2/25)	34/27	30/22	64-49	+15	21-53/18-57	.396/.316	8-24/8-21	.333/.381	14-19/5-5	.737/1.000	41/31	+10	14/9	10/12	6/4	6/5	8/17
at Oklahoma State (3/2)	32/37	40/30	72-67	+5	22-56/27-63	.393/.429	8-23/11-29	.348/.379	20-23/2-5	.870/.400	41/34	+7	14/11	15/13	3/6	6/3	14/18
at Oklahoma (3/5)	28/41	40/40	68-81	(13)	27-66/28-57	.409/.491	7-31/9-23	.226/.391	7-11/16-22	.636/.727	41/31	+10	8/16	15/9	1/0	4/8	18/14
BAYLOR (3/9)	32/29	46/41	78-70	+8	26-59/24-67	.441/.358	6-16/6-31	.375/.194	20-30/16-24	.667/.667	43/43	-	14/7	12/13	6/3	7/7	19/22
vs. Texas (3/14)	29/29	36/28	65-57	+8	23-55/20-56	.418/.357	3-11/8-25	.273/.320	16-22/9-16	.727/.563	41/32	+9	11/10	13/8	5/4	6/11	11/19
vs. West Virginia (3/15)	48/40	40/34	88-74	+14	33-63/30-69	.524/.435	8-20/6-22	.400/.273	14-16/8-17	.875/.471	43/33	+10	16/18	16/11	7/2	8/3	15/16
vs. Iowa State (3/16)	22/32	44/46	66-78	(12)	28-71/26-54	.394/.481	3-18/7-19	.167/.368	7-13/19-25	.538/.760	41/36	+5	10/12	11/11	6/7	8/9	19/16
vs. Northeastern (3/21)	37/25	50/28	87-53	+34	34-61/16-57	.557/.281	8-22/6-28	.364/.214	11-12/15-20	.917/.750	45/27	+18	12/7	12/10	4/3	6/8	19/12
vs. Auburn (3/23)																	

Note: Game totals are displayed in the format KANSAS/OPPONENT for each category

SPECIALTY SCORING STATS

Opponent	PAINT			OFF TURNOVERS			2ND CHANCE			FAST BREAK			BENCH		
	KU	OPP	MARGIN	KU	OPP	MARGIN	KU	OPP	MARGIN	KU	OPP	MARGIN	KU	OPP	MARGIN
vs. Michigan State (11/6)	40	24	+16	20	11	+9	12	11	+1	24	26	(2)	16	18	(2)
VERMONT (11/12)	32	16	+16	18	9	+9	16	5	+11	11	5	+6	12	11	+1
LOUISIANA (11/16)	44	24	+20	17	23	(6)	20	4	+16	7	23	-16	10	7	+3
vs. Marquette (11/21)	40	16	+24	15	5	+10	11	6	+5	8	0	+8	16	10	+6
vs. Tennessee (11/23)	48	40	+8	14	16	(2)	11	9	+2	12	0	+12	17	12	+5
STANFORD (12/1)	46	32	+14	22	9	+13	20	9	+11	5	2	+3	9	14	(5)
WOFFORD (12/4)	46	16	+30	25	5	+20	7	12	(5)	17	3	+14	15	14	+1
NEW MEXICO ST. (12/8)	32	36	(4)	29	16	+13	14	12	+2	6	5	+1	15	19	(4)
VILLANOVA (12/15)	24	30	(6)	10	9	+1	10	12	(2)	5	2	+3	4	0	+4
SOUTH DAKOTA (12/18)	38	32	+6	19	11	+8	10	5	+5	17	2	+15	40	30	+10
at Arizona State (12/22)	38	26	+12	10	13	(3)	6	11	(5)	10	7	+3	5	26	(21)
Eastern Michigan (12/29)	46	20	+26	20	17	+3	12	7	+5	16	9	+7	21	30	(9)
OKLAHOMA (1/2)	40	32	+8	22	14	+8	13	6	+7	12	6	+6	7	7	-
at Iowa State (1/5)	32	20	+12	4	20	(16)	12	6	+6	4	3	+1	6	14	(8)
TCU (1/9)	38	30	+8	24	13	+11	13	7	+6	8	6	+2	16	14	+2
at Baylor (1/12)	24	32	(8)	15	17	(2)	5	14	(9)	2	4	(2)	13	24	(11)
TEXAS (1/14)	34	28	+6	12	3	+9	2	17	(15)	6	3	+3	6	24	(18)
at West Virginia (1/19)	32	34	(2)	15	9	+6	6	8	(2)	4	6	(2)	4	28	(24)
IOWA STATE (1/21)	46	26	+20	17	8	+9	10	10	-	4	6	(2)	10	3	+7
at Kentucky (1/26)	20	38	(18)	10	8	+2	17	18	(1)	6	8	(2)	7	0	+7
at Texas (1/29)	30	16	+14	13	7	+6	13	10	+3	15	2	+13	12	18	(6)
TEXAS TECH (2/2)	26	26	-	15	16	(1)	5	10	(5)	14	5	+9	5	14	(9)
at Kansas State (2/5)	32	26	+6	12	22	(10)	13	7	+6	10	10	-	17	20	(3)
OKLAHOMA STATE (2/9)	28	22	+6	7	10	(3)	11	11	-	9	10	(1)	12	4	+8
at TCU (2/11)	34	36	(2)	13	15	(2)	14	9	+5	8	20	(12)	14	20	(6)
WEST VIRGINIA (2/16)	30	20	+10	24	18	+6	9	10	(1)	6	14	(8)	25	21	+4
at Texas Tech (2/23)	20	26	(6)	9	13	(4)	3	11	(8)	0	4	(4)	28	23	+5
KANSAS STATE (2/25)	22	8	+14	12	11	+1	13	7	+6	2	0	+2	18	10	+8
at Oklahoma State (3/2)	26	18	+8	13	13	-	9	5	+4	12	11	+1	15	19	(4)
at Oklahoma (3/5)	26	32	(6)	10	21	(11)	6	5	+1	0	6	(6)	14	11	+3
BAYLOR (3/9)	36	34	+2	10	22	(12)	11	22	(11)	5	6	(1)	13	15	(2)
vs. Texas (3/14)	34	20	+14	9	11	(2)	6	2	+4	17	0	+17	5	17	(12)
vs. West Virginia (3/15)	46	40	+6	9	18	(9)	13	9	+4	17	4	+13	17	28	(11)
vs. Iowa State (3/16)	50	30	+20	15	12	+3	14	6	+8	10	2	+8	12	21	(9)
vs. Northeastern (3/21)	50	16	+34	12	7	+5	15	8	+7	17	13	+4	28	15	+13
vs. Auburn (3/23)															
AVG/GM - OVERALL	35.1	26.3	+8.8	14.9	12.9	+2.0	10.9	9.2	+1.7	9.3	6.7	+2.6	13.8	16.0	(2.2)
AVG/GM - BIG 12 ONLY	30.9	25.9	+5.0	13.7	14.0	(0.3)	9.3	9.7	(0.4)	6.7	6.8	(0.1)	13.1	16.1	(3.0)
AVG/GM - POSTSEASON	45.0	26.5	+18.5	11.3	12.0	(0.7)	12.0	6.3	+5.7	15.3	4.8	+10.5	15.5	20.3	(4.8)

INDIVIDUAL LEADERS GAME-BY-GAME

OPPONENT	SCORE	W/L	POINTS	REBOUNDS	ASSISTS	STEALS	BLOCKS
vs. Michigan State (11/6)	92-87	W	21-Quentin Grimes	14-Dedric Lawson	6-Dedric Lawson	3-Lagerald Vick Devon Dotson	4-Udoka Azubuike
VERMONT (11/12)	84-68	W	32-Lagerald Vick	11-Udoka Azubuike	10-Quentin Grimes	2-Devon Dotson Marcus Garrett	1-Mitch Lightfoot Udoka Azubuike
LOUISIANA (11/16)	89-76	W	33-Lagerald Vick	9-Lagerald Vick	5-Marcus Garrett	2-Lagerald Vick	4-Udoka Azubuike
vs. Marquette (11/21)	77-68	W	26-Dedric Lawson	12-Dedric Lawson	4-Devon Dotson	3-Devon Dotson	2-Marcus Garrett Dedric Lawson
vs. Tennessee (11/23)	87-81	WOT	24-Dedric Lawson	13-Dedric Lawson	5-Dedric Lawson	2-K.J. Lawson	1-Mitch Lightfoot Udoka Azubuike
STANFORD (12/1)	90-84	WOT	27-Lagerald Vick	15-Dedric Lawson	4-Devon Dotson	4-Marcus Garrett	-
WOFFORD (12/4)	72-47	W	20-Dedric Lawson	8-Dedric Lawson	3-Three Tied	3-Devon Dotson	3-Dedric Lawson
NEW MEXICO STATE (12/8)	63-60	W	20-Dedric Lawson	10-Dedric Lawson	5-Lagerald Vick	3-Charlie Moore	1-Four Tied
VILLANOVA (12/15)	74-71	W	29-Lagerald Vick	12-Dedric Lawson	3-Marcus Garrett	4-Marcus Garrett	1-Marcus Garrett Mitch Lightfoot
SOUTH DAKOTA (12/18)	89-53	W	18-Charlie Moore	14-Dedric Lawson	6-Devon Dotson	3-Three Tied	2-David McCormack
at Arizona State (12/22)	76-80	L	30-Dedric Lawson	14-Dedric Lawson	5-Devon Dotson	2-Charlie Moore Lagerald Vick	1-Five Tied
EASTERN MICHIGAN (12/29)	87-63	W	23-Udoka Azubuike	9-Udoka Azubuike	5-Dedric Lawson	3-Devon Dotson	2-Udoka Azubuike
OKLAHOMA (1/2)	70-63	W	16-Devon Dotson	15-Dedric Lawson	5-Marcus Garrett	4-Devon Dotson	3-Dedric Lawson
at Iowa State (1/5)	60-77	L	19-Quentin Grimes	12-Dedric Lawson	3-Dedric Lawson Devon Dotson	2-Devon Dotson Lagerald Vick	1-Dedric Lawson
TCU (1/9)	77-68	W	31-Dedric Lawson	14-Dedric Lawson	4-Lagerald Vick	3-Dedric Lawson	1-Ochai Agbaji Devon Dotson
at Baylor (1/12)	73-68	W	18-Vick, Lagerald	6-Grimes, Quentin	5-Dotson, Devon	5-Lawson, Dedric	5-Lawson, Dedric
TEXAS (1/14)	80-78	W	21-Vick, Lagerald	8-Lawson, Dedric	5-Dotson, Devon	3-Garrett, Marcus	1-Garrett, Marcus
at West Virginia (1/19)	64-65	L	15-Lawson, Dedric Garrett, Marcus	11-Lawson, Dedric	3-Garrett, Marcus	6-Garrett, Marcus	1-Lawson, Dedric
IOWA STATE (1/21)	80-76	W	29-Lawson, Dedric	15-Lawson, Dedric	8-Dotson, Devon	3-Garrett, Marcus	1-Three Tied
at Kentucky (1/26)	63-71	L	20-Lawson, Dedric	15-Lawson, Dedric	4-Dotson, Devon	2-Garrett, Marcus	1-Lawson, Dedric Garrett, Marcus
at Texas (1/29)	63-73	L	24-Agbaji, Ochai	7-Lawson, Dedric Agbaji, Ochai	4-Dotson, Devon	3-Lawson, Dedric	2-Lawson, Dedric
TEXAS TECH (2/2)	79-63	W	25-Lawson, Dedric	10-Agbaji, Ochai Lawson, Dedric	6-Moore, Charlie	3-Dotson, Devon	2-Lawson, Dedric
at Kansas State (2/5)	67-74	L	18-Lawson, Dedric	9-Lawson, Dedric	5-Dotson, Devon	3-Dotson, Devon	2-Lawson, Dedric
OKLAHOMA STATE (2/9)	84-72	W	25-Lawson, Dedric	9-Lightfoot, Mitch	5-Lawson, Dedric	2-Dotson, Devon	2-Lightfoot, Mitch
at TCU (2/11)	82-77	WOT	25-Dotson, Devon	11-Agbaji, Ochai	5-Dotson, Devon	2-Dotson, Devon	3-Lightfoot, Mitch
WEST VIRGINIA (2/16)	78-53	W	15-Lawson, K.J. Dotson, Devon	7-Lightfoot, Mitch	8-Dotson, Devon	2-Grimes, Quentin McCormack, David	3-Lightfoot, Mitch
at Texas Tech (2/23)	62-91	L	14-Lawson, Dedric	5-Lawson, Dedric	3-Grimes, Quentin	2-Grimes, Quentin	1-Lawson, Dedric Agbaji, Ochai
KANSAS STATE (2/25)	64-49	W	18-Lawson, Dedric	14-Lawson, Dedric	5-Lawson, Dedric	2-Lawson, Dedric Garrett, Marcus	3-Lightfoot, Mitch
at Oklahoma State (3/2)	72-67	W	20-Lawson, Dedric	15-Lawson, Dedric	4-Dotson, Devon	3-Lawson, Dedric	1-Three Tied
at Oklahoma (3/5)	68-81	L	18-McCormack, David Lawson, Dedric	11-Lawson, Dedric	4-Dotson, Devon	2-McCormack, David	1-Agbaji, Ochai
BAYLOR (3/9)	78-70	W	23-Lawson, Dedric	14-Lawson, Dedric	5-Grimes, Quentin	2-Garrett, Marcus	3-Three Tied
vs. Texas (3/14)	65-57	W	17-Dotson, Devon	9-McCormack, David	4-Dotson, Devon	2-Lawson, Dedric	3-Lightfoot, Mitch
vs. West Virginia (3/15)	88-74	W	24-Lawson, Dedric	8-Three Tied	6-Dotson, Devon	4-Grimes, Quentin	4-Lightfoot, Mitch
vs. Iowa State (3/16)	66-78	L	18-Lawson, Dedric	15-Garrett, Marcus	4-Garrett, Marcus	3-Lawson, Dedric	2-Grimes, Quentin Lightfoot, Mitch
vs. Northeastern (3/21)	87-53	W	25-Lawson, Dedric	11-Lawson, Dedric	3-Grimes, Quentin	2-Dotson, Devon	1-Three Tied
vs. Auburn (3/23)							

INDIVIDUAL SUPERLATIVES

CATEGORY	KANSAS	OPPONENT
Points Scored	33 by Lagerald Vick vs. Louisiana (11-16-18)	31 by Jared Butler of Baylor (3-9-19)
Total Field Goals	13 by Dedric Lawson vs. Iowa State (1-21-19)	11 by Phil Booth of Villanova (12-15-18)
Total FGs Attempted	21 by Dedric Lawson vs. Iowa State (3-16-19)	23 by Markus Howard of Marquette (11-21-18)
Highest FG% (5 made)	100.0 (5-5) by Ochai Agbaji vs. Northeastern (3-21-19)	100.0 (5-5) by Jermaine Haley of West Virginia (1-19-19)
Highest FG% (10 made)	85.7 (12-14) by Lagerald Vick vs. Vermont (11-12-18)	58.8 (10-17) by Stanley Umude of South Dakota (12-18-18)
3-Point Field Goals	8 by Lagerald Vick vs. Vermont (11-12-18)	6 by Sam Hauser of Marquette (11-21-18)
3-Pt. FGs Attempted	12 by Lagerald Vick vs. Louisiana (11-16-18)	13 by Sam Hauser of Marquette (11-21-18)
3-Point FG% (min. 3 made)	100.0 (3-3) by Dedric Lawson vs. Texas Tech (2-2-19) 100.0 (8-8) by Lagerald Vick vs. Vermont (11-12-18)	100.0 (5-5) by Marial Shayok of Iowa State (1-4-19) 100.0 (4-4) by Curtis Jones of Oklahoma State (3-2-19)
Free Throws	11 by Dedric Lawson vs. Baylor (3-9-19)	10 by Kristian Doolittle of Oklahoma (3-5-19)
Free Throws Attempted	13 by Dedric Lawson vs. TCU (1-9-19)	11 by Kristian Doolittle of Oklahoma (3-5-19) 11 by Kendric Davis of TCU (2-11-19)
Free Throw % (min. 5 made)	100.0, 7x, last by Dedric Lawson (9-9) at Oklahoma State (3-2-19)	100.0, 5x, last (6-6) by Dylan Osetkowski of Texas (1-29-19)
Offensive Rebounds	7 by Dedric Lawson vs. Iowa State (1-21-19)	8 by Mark Vital of Baylor (1-12-19) 8 by Cameron Jackson of Wofford (12-4-18)
Defensive Rebounds	12 by Dedric Lawson at Arizona State (12-22-18) 12 by Dedric Lawson vs. South Dakota (12-18-18)	12 by Christian James of Oklahoma (1-2-19)
Total Rebounds	15, 6x, last by Marcus Garrett vs. Iowa State (3-16-19)	14 by James Thompson IV of Eastern Michigan (12-29-18)
Assists	10 by Quentin Grimes vs. Vermont (11-12-18)	11 by Cassius Winston of Michigan State (11-6-18)
Turnovers	7 by Devon Dotson at West Virginia (1-19-19) 7 by Lagerald Vick at Iowa State (1-5-19)	6 by Cameron Jackson of Wofford (12-4-18)
Blocked Shots	5 by Dedric Lawson at Baylor (1-12-19)	5 by Nick Richards of Kentucky (1-26-19) 5 by Theo John of Marquette (11-21-18)
Steals	6 by Marcus Garrett at West Virginia (1-19-19)	4, 6x, last by Alex Robinson of TCU (2-11-19)
Minutes Played (including OT)	45 by Devon Dotson at TCU (2-11-19)	44, 2x, last by Desmond Bane of TCU (2-11-19)

TEAM SUPERLATIVES

KANSAS HIGH	KANSAS LOW	CATEGORY	OPPONENT HIGH	OPPONENT LOW
92 vs. Michigan State (11-6-18)	60 at Iowa State (1-5-19)	Points	91 by Texas Tech (2-23-19)	47 by Wofford (12-4-18)
52 (2nd) vs. South Dakota (12-18-18)	20 (1st) at Texas Tech (2-23-19)	Points/Half	51 (2nd) by Michigan State (11-6-18)	16 (1st) by West Virginia (2-16-19)
18 vs. Tennessee (11-23-18)	15 vs. Stanford (12-1-18)	Points/OT	12 by Tennessee (11-23-18)	9 by Stanford (12-1-18)
34 vs. Northeastern (3-21-19)	21 vs. Kansas State (2-25-19)	Field Goals	34 by Texas Tech (2-23-19)	16 by Northeastern (3-21-19)
34 vs. South Dakota (12-18-18)				
71 vs. Iowa State (3-16-19)	44 at Baylor (1-12-19)	Field Goal Attempts	75 by Baylor (1-12-19) 75 by Tennessee (11-23-18)	50 by Texas (1-29-19)
55.7 (34-61) vs. Northeastern (3-21-19)	36.5 (23-63) at Kentucky (1-26-19)	Field Goal Percentage	60.7 (34-56) by Texas Tech (2-23-19)	26.2 (17-65) by Wofford (12-4-18)
13 vs. Texas Tech (2-2-19)	3, 3x, last vs. Iowa State (3-16-19)	3-Point Field Goals	16 by Texas Tech (2-23-19)	3 by West Virginia (2-16-19) 3 by South Dakota (12-18-18)
31 at Oklahoma (3-5-19)	10 vs. Marquette (11-21-18)	3-Point Field Goal Attempts	36 by Louisiana (11-16-18)	13 by South Dakota (12-18-18)
63.2 (12-19) vs. Vermont (11-12-18)	13.0 (3-23) vs. Wofford (12-4-18)	3-Point Field Goal Percentage	61.5 (16-26) by Texas Tech (2-23-19)	13.0 (3-23) by West Virginia (2-16-19)
23 vs. Villanova (12-15-18)	6, 3x, last at Iowa State (1-5-19)	Free Throws Made	23 by Michigan State (11-6-18)	2 by Oklahoma State (3-2-19)
34 vs. Tennessee (11-23-18)	10 vs. Wofford (12-4-18) 10 vs. Vermont (11-12-18)	Free Throw Attempts	35 by Michigan State (11-6-18)	5, 3x, last by Oklahoma State (3-2-19)
93.8 (15-16) at Arizona State (12-22-18)	50.0 (6-12) vs. New Mexico State (12-8-18)	Free Throw Percentage	100.0 (7-7) by Texas (1-14-19) 100.0 (5-5) by Kansas State (2-25-19)	30.0 (3-10) by New Mexico State (12-8-18)
17 vs. Iowa State (3-16-19)	4 at Baylor (1-12-19)	Offensive Rebounds	26 by Baylor (1-12-19)	3 by Oklahoma (3-5-19)
37 at TCU (2-11-19)	18 at Texas Tech (2-23-19)	Defensive Rebounds	33 by Michigan State (11-6-18)	16 by Villanova (12-15-18)
49 at TCU (2-11-19)	23 at Texas Tech (2-23-19)	Rebounds	49 at Kentucky (1-26-19) 49 by Baylor (1-12-19)	26 by Iowa State (1-5-19) 26 by Villanova (12-15-18)
28 vs. Michigan State (11-6-18)	8 vs. Kansas State (2-25-19)	Fouls	25 by Tennessee (11-23-18) 25 by Michigan State (11-6-18)	11 by Texas Tech (2-23-19)
3 at TCU (2-11-19)	0, 23x, last vs. West Virginia (3-15-19)	DQs	2 by Iowa State (1-21-19)	0, 17x, last by Iowa State (3-16-19)
25 vs. Eastern Michigan (12-29-18)	6 at West Virginia (1-19-19)	Assists	20 by New Mexico State (12-8-18)	5 by Wofford (12-4-18)
24 at Iowa State (1-5-19)	4 vs. Texas (1-14-19)	Turnovers	24 vs. West Virginia (2-16-19)	6 by Texas (1-14-19)
11 at Baylor (1-12-19)	0 vs. Stanford (12-1-18)	Blocked Shots	8 by Kentucky (1-26-19)	0 by Oklahoma (3-5-19) 0 by Louisiana (11-16-18)
11 vs. Oklahoma (1-2-19) 11 vs. South Dakota (12-18-18)	3 at Texas Tech (2-23-19)	Steals	13 by Iowa State (1-5-19)	1 by Wofford (12-4-18)

LEAD/DEFICIT BREAKDOWN GAME-BY-GAME

Opponent	FIRST HALF SCORE			SECOND HALF SCORE			FINAL SCORE			LARGEST		TIMES TIED	LEAD CHANGES	TIME LED	
	KU	OPP	MARGIN	KU	OPP	MARGIN	KU	OPP	MARGIN	LEAD	DEFICIT			MIN.	%
vs. Michigan State (11/6)	50	36	+14	42	51	(9)	92	87	+5	17	2	2	5	37:49	94.5%
VERMONT (11/12)	40	36	+4	44	32	+12	84	68	+16	18	8	1	6	23:58	59.9%
LOUISIANA (11/16)	44	41	+3	45	35	+10	89	76	+13	15	12	5	4	27:53	69.7%
vs. Marquette (11/21)	38	47	(9)	39	21	+18	77	68	+9	14	12	2	5	21:42	54.3%
vs. Tennessee (11/23)	31	33	(2)	38	36	+2	87	81	+6	7	9	7	12	22:37	50.3%
STANFORD (12/1)	29	35	(6)	46	40	+6	90	84	+6	8	12	10	15	15:58	35.5%
WOFFORD (12/4)	29	26	+3	43	21	+22	72	47	+25	29	3	2	7	32:36	81.5%
NEW MEXICO STATE (12/8)	26	28	(2)	37	32	+5	63	60	+3	10	7	8	4	19:33	48.9%
VILLANOVA (12/15)	33	31	+2	41	40	+1	74	71	+3	9	5	8	8	28:36	71.5%
SOUTH DAKOTA (12/18)	37	27	+10	52	26	+26	89	53	+36	37	-	0	0	39:39	99.1%
at Arizona State (12/22)	39	31	+8	37	49	(12)	76	80	(4)	12	4	1	1	37:19	93.3%
EASTERN MICHIGAN (12/29)	46	25	+21	41	38	+3	87	63	+24	25	3	2	4	37:55	94.8%
OKLAHOMA (1/2)	40	25	+15	30	38	(8)	70	63	+7	15	7	0	1	31:37	79.0%
at Iowa State (1/5)	32	36	(4)	28	41	(13)	60	77	(17)	4	19	9	10	5:55	14.8%
TCU (1/9)	40	31	+9	37	37	0	77	68	+9	11	2	5	7	34:36	86.5%
at Baylor (1/12)	35	25	+10	38	43	(5)	73	68	+5	23	2	0	1	38:25	96.0%
TEXAS (1/14)	38	40	(2)	42	38	+4	80	78	+2	10	5	2	4	36:19	90.8%
at West Virginia (1/19)	23	23	-	41	42	(1)	64	65	(1)	6	3	7	17	26:06	65.3%
IOWA STATE (1/21)	37	42	(5)	43	34	+9	80	76	+4	8	8	6	6	11:29	28.7%
at Kentucky (1/26)	33	30	+3	30	41	(11)	63	71	(8)	10	10	5	6	15:37	39.0%
at Texas (1/29)	23	26	(3)	40	47	(7)	63	73	(10)	2	11	1	1	0:09	0.4%
TEXAS TECH (2/2)	46	26	+20	33	37	(4)	79	63	+16	24	-	0	0	39:37	99.0%
at Kansas State (2/5)	33	30	+3	34	44	(10)	67	74	(7)	6	10	2	2	7:41	19.2%
OKLAHOMA STATE (2/9)	36	36	-	48	36	+12	84	72	+12	19	1	3	4	36:23	91.0%
at TCU (2/11)	37	37	-	32	32	-	82	77	+5	12	7	5	13	28:22	63.0%
WEST VIRGINIA (2/16)	43	16	+27	35	37	(2)	78	53	+25	36	2	3	3	35:45	89.4%
at Texas Tech (2/23)	20	45	(25)	42	46	(4)	62	91	(29)	-	33	0	0	0:00	0.0%
KANSAS STATE (2/25)	34	27	+7	30	22	+8	64	49	+15	16	7	2	3	28:56	72.3%
at Oklahoma State (3/2)	32	37	(5)	40	30	+10	72	67	+5	7	7	5	8	14:22	35.9%
at Oklahoma (3/5)	28	41	(13)	40	40	-	68	81	(13)	-	24	2	0	0:00	0.0%
BAYLOR (3/9)	32	29	+3	46	41	+5	78	70	+8	14	2	9	3	33:15	83.1%
vs. Texas (3/14)	29	29	-	36	28	+8	65	57	+8	11	4	6	8	30:44	76.8%
vs. West Virginia (3/15)	48	40	+8	40	34	+6	88	74	+14	23	7	2	3	25:02	62.6%
vs. Iowa State (3/16)	22	32	(10)	44	46	(2)	66	78	(12)	2	17	4	4	1:40	4.2%
vs. Northeastern (3/21)	37	25	+12	50	28	+22	87	53	+34	34	2	4	2	35:46	89.4%
vs. Auburn (3/23)															
AVG/GM	34.9	32.4	+2.5	39.5	36.4	+3.1	75.7	69.6	+6.1	14.1	8.1	3.7	5.1	24:39	61.0%
AVG/GM - BIG 12 ONLY	33.8	32.3	+1.5	37.7	37.5	+0.2	72.3	70.3	+2.0	11.8	8.8	3.4	4.6	22:40	56.4%
AVG/GM - POSTSEASON	34.0	31.5	+2.5	42.5	34.0	+8.5	76.5	65.5	+11.0	17.5	7.5	4.0	4.3	23:18	58.3%

KANSAS' RECORD WHEN...

	2018-19	Bill Self era
Leading At Half	16-3	383-31
Trailing At Half	7-5	71-70
Tied At Half	3-1	18-4
Leading With 5:00 Remaining in Regulation	23-2	433-17
Trailing With 5:00 Remaining in Regulation	1-7	33-85
Tied With 5:00 Remaining in Regulation	2-0	6-3
In Overtime	3-0	23-9
Kansas Outrebounds Opponent	17-5	351-44
Kansas Is Outrebounded	6-4	100-54
Kansas Is Tied in Rebounds	3-0	22-7
Kansas Commits More Turnovers	11-7	185-70
Opponent Commits More Turnovers	14-1	255-30
Kansas Is Tied in Turnovers	1-1	34-5
Kansas Has More Free Throw Attempts	17-1	308-30
Opponent Has More Free Throw Attempts	8-8	146-73
Kansas is Tied in Free Throw Attempts	1-0	19-2
Kansas Shoots 50% or Better	13-0	251-9
Kansas Shoots Less Than 50%	13-9	222-96
Opponent Shoots 50% or Better	0-1	7-24
Opponent Shoots Less Than 50%	26-8	466-81
Kansas Shoots Better Than Opponent	23-3	440-37
Opponent Shoots Better Than Kansas	3-6	33-66
Kansas and Opponent Tied in FG%	0-0	0-2
Kansas Bench Outscores Opponent Bench	13-3	298-38
Opponent Bench Outscores Kansas Bench	12-6	166-64
Kansas is Tied in Bench Points	1-0	9-3
Kansas Scores Between 0-59	0-0	9-16
Kansas Scores Between 60-69	3-8	69-57
Kansas Scores Between 70-79	10-1	148-19
Kansas Scores Between 80-89	11-0	158-12
Kansas Scores Between 90-99	2-0	64-1
Kansas Scores 100 or More	0-0	25-0
Opponent Scores Between 0-59	6-0	168-1
Opponent Scores Between 60-69	9-1	180-29
Opponent Scores Between 70-79	8-5	92-37
Opponent Scores Between 80-89	3-2	30-31
Opponent Scores 90 or More	0-1	3-7
On Mondays	5-0	69-16
On Tuesdays	3-3	54-17
On Wednesdays	3-0	65-6
On Thursdays	2-0	31-4
On Fridays	3-0	56-8
On Saturdays	10-6	166-44
On Sundays	0-0	32-10
In November	5-0	76-11
In December	6-1	89-14
In January	5-4	115-23
In February	5-2	99-27
In March	5-2	92-29
In April	0-0	2-1
On CBS	2-0	55-20
On CBS Sports Network	0-0	2-0
On ESPN	11-6	136-49
On ESPN2	8-3	86-15
On ESPNU	0-0	37-5
On Jayhawk TV	4-0	89-3
On Big 12 Network TV	0-0	41-6
On AXS	0-0	1-0
On TBS/TNT/TruTV	1-0	13-3
On NBCSports Network	0-0	1-1
On FSI	0-0	2-0
On Fox Sports Net	0-0	4-1
On ABC	0-0	6-2

MISCELLANEOUS STREAKS

Kansas' All-Time Record	2,274-858
Consecutive games with a 3-point field goal	151
Consecutive games opponent under 100 points	106
Number of 100-point games in Kansas history	116
Number of 100-point games in Bill Self era	25
KU's All-Time Overtime Record	70-57
KU's last OT game	2/11/2019 (Kansas 82, TCU 77 [OT])
Consecutive Allen Fieldhouse Sellouts	291

ATTENDANCE	G	TOTAL	AVERAGE
Home (Allen Fieldhouse)	16	260,800	16,300
Home (Sprint Center)	1	15,210	15,210
Away	11	141,200	12,836
Neutral	7	103,014	14,716
Total	35	520,224	14,864

MISCELLANEOUS STATS

STARTING LINEUPS (7)

(W-L)	1	2	3	4	5
8-0	Dotson	Grimes	Vick	D. Lawson	Azubuike
6-4	Dotson	Grimes	Vick	Garrett	D. Lawson
10-3	Dotson	Grimes	Agbaji	D. Lawson	McCormack
1-0	Dotson	Grimes	Garrett	D. Lawson	Azubuike
1-0	Dotson	Moore	Grimes	Garrett	D. Lawson
1-1	Dotson	Grimes	Agbaji	Vick	D. Lawson
0-1	Dotson	Grimes	Agbaji	Garrett	D. Lawson

WIN/LOSS MARGIN

	1	2	3	4	5	6	7	8	9	10	11-15	16-29	30+
Wins	-	1	2	1	4	2	1	2	2	-	4	5	2
Losses	1	-	-	1	-	-	1	1	-	1	2	2	-

VIOLATIONS/TECHNICAL FOULS

	3-Seconds	5-Seconds	10-Seconds	Shot Clock Exp.	Lane Viol.	Technical	Goaltending
Kansas	1	2	1	6	2	1	7
Opponent	-	1	-	24	2	-	8

LEADS AND DEFICITS

KU's Biggest Halftime Lead	27 (43-16) vs. West Virginia (2-16-19)
KU's Biggest Halftime Lead Blown	8 (39-31) at Arizona State (12-22-18)
KU's Biggest Halftime Deficit	25 (20-45) at Texas Tech (2-23-19)
KU's Biggest Halftime Deficit Erased	9 (38-47) vs. Marquette (11-21-18)
KU's Biggest Overall Lead	37 (87-50) vs. South Dakota (12-18-18)
KU's Biggest Win Total	36 (89-53) vs. South Dakota (12-18-18)
KU's Biggest Loss Total	29 (62-91) at Texas Tech (2-23-19)
KU's Biggest Lead Blown	12 (61-49) at TCU (2-11-19)
	12 (39-27) at Arizona State (12-22-18)
KU's Biggest Overall Deficit	33 (77-46) at Texas Tech (2-23-19)
KU's Biggest Deficit Overcome	12 (43-31) vs. Stanford (12-1-18)
	12 (30-42) vs. Marquette (11-21-18)
	12 (20-32) vs. Louisiana (11-16-18)

JUMP BALLS CONTROLLED (INCLUDES OT)

Kansas	16
Opponents	22
HOW KU SCORED FIRST POINTS	
3-Pointer	12
Jump Shot	11
Lay-Up	8
Free Throw	3
Alley-Oop	-
Dunk	1
Follow	-

BENCH POINTS

Kansas	486 (13.9)
Opponents	559 (16.0)

WHO SCORED KU'S FIRST POINTS

Lagerald Vick	11
Quentin Grimes	6
Dedric Lawson	6
Devon Dotson	5
David McCormack	3
Ochai Agbaji	2
Udoka Azubuike	1
Charlie Moore	1

DOUBLE-DOUBLES

Dedric Lawson	21
Ochai Agbaji	2
Udoka Azubuike	1
Devon Dotson	1
Quentin Grimes	1

20-PLUS POINT GAMES

Dedric Lawson	16
Lagerald Vick	5
Ochai Agbaji	3
Udoka Azubuike	2
Devon Dotson	2
Marcus Garrett	1
Quentin Grimes	1

DOUBLE-FIGURE SCORING

Dedric Lawson	33
Devon Dotson	23
Lagerald Vick	17
Marcus Garrett	17
Quentin Grimes	12
Ochai Agbaji	7
Marcus Garrett	6
Udoka Azubuike	5
David McCormack	5
K.J. Lawson	2
Charlie Moore	1

DOUBLE-FIGURE REBOUNDING

Dedric Lawson	21
Ochai Agbaji	2
Udoka Azubuike	1
Devon Dotson	1
Marcus Garrett	1
K.J. Lawson	1
David McCormack	1

INDIVIDUAL MISCELLANEOUS STATISTICS (*HUSTLE PLAYS)

NO. - PLAYER	*FLOOR BURNS	DUNKS	CHARGES DRAWN	FT-FTA (LAST 5:00/OT)
0 - Garrett	24	4	1	8-15
1 - D. Lawson	46	2	6	41-53
2 - Moore	12	-	1	7-10
5 - Grimes	30	2	-	16-20
11 - Dotson	47	1	4	42-53
12 - Teahan	1	-	-	-
13 - K.J. Lawson	15	-	-	4-6
20 - Luinstra	-	-	-	-
22 - De Sousa	-	-	-	-
24 - Vick	14	7	-	6-8
30 - Agbaji	26	15	1	10-14
33 - McCormack	24	8	-	1-3
35 - Azubuike	5	37	-	4-10
44 - Lightfoot	26	6	14	1-5
TOTALS	270	82	27	140-197 (.711)
OPPONENTS	116	66	40	115-158 (.728)

BOX SCORES

1 #1/1 KANSAS 92, #10/10 MICHIGAN STATE 87
Nov. 6, 2018 | Indianapolis, Ind. | Bankers Life Fieldhouse



Michigan St. 87 • 0-1

#	Player	Total			3-Ptr			Rebounds			PF	TP	A	TO	Blk	Stl	Min
		FG-FGA	FG-FGA	FT-FTA	FG-FGA	FG-FGA	FT-FTA	Off	Def	Tot							
25	Kenny Goins	f	5-11	3-8	4-6	1	10	11	3	17	3	0	1	0	33		
44	Nick Ward	f	2-8	0-0	5-10	0	5	5	4	9	0	5	1	1	25		
01	Joshua Langford	g	5-11	4-6	4-4	3	1	4	4	18	1	2	1	0	29		
05	Cassius Winston	g	3-10	2-4	5-6	0	3	3	2	13	11	5	0	2	34		
20	Matt McQuaid	g	3-6	1-2	5-6	0	5	5	2	12	3	1	1	0	34		
00	Kyle Ahrens	g	2-4	2-3	0-0	0	3	3	2	6	0	1	0	1	9		
03	Foster Loyer	g	1-1	0-0	0-0	0	0	0	2	6	0	1	0	0	5		
11	Aaron Henry	g	2-4	0-0	0-2	0	3	3	1	4	0	0	0	1	14		
15	Thomas Kithier	g	0-0	0-0	0-0	0	1	1	2	0	0	0	0	0	3		
23	Xavier Tillman	g	3-4	0-0	0-1	1	1	2	5	6	1	3	2	0	13		
30	Marcus Bingham Jr.	g	0-0	0-0	0-0	0	0	0	0	0	0	1	0	1	1		
	Team					2	1	3									
	Totals		26-59	12-23	23-35	7	33	40	25	87	19	18	7	5	200		

FG % 1st Half: 9-26 34.6% 2nd half: 17-33 51.5% Game: 26-59 44.1% Deadball Rebounds 8,1
3FG % 1st Half: 4-9 44.4% 2nd half: 8-14 57.1% Game: 12-23 52.2%
FT % 1st Half: 14-25 56.0% 2nd half: 9-10 90.0% Game: 23-35 65.7%

Kansas 92 • 1-0

#	Player	Total			3-Ptr			Rebounds			PF	TP	A	TO	Blk	Stl	Min
		FG-FGA	FG-FGA	FT-FTA	FG-FGA	FG-FGA	FT-FTA	Off	Def	Tot							
01	Dedric Lawson	f	5-18	0-2	10-12	4	10	14	2	20	6	2	2	2	38		
35	Udoka Azubuike	c	7-10	0-0	3-7	2	1	3	4	17	1	2	4	1	20		
05	Quentin Grimes	g	7-14	6-10	1-2	0	1	1	3	21	4	1	0	1	30		
11	Devon Dotson	g	6-11	3-5	1-2	0	2	2	3	16	3	4	0	3	34		
24	Lagerald Vick	g	1-7	0-4	0-0	0	3	3	2	2	3	2	0	3	32		
00	Marcus Garrett	g	1-3	0-0	2-2	0	1	1	4	4	2	0	0	0	14		
02	Charlie Moore	g	0-1	0-1	1-2	2	1	3	3	1	0	0	0	0	11		
13	K.J. Lawson	g	1-1	1-1	1-2	1	5	6	3	4	1	0	0	0	10		
33	David McCormack	g	1-2	0-0	1-4	1	2	3	1	3	1	0	0	0	5		
44	Mitch Lightfoot	g	2-2	0-0	0-0	1	0	1	3	4	0	0	1	0	6		
	Team					2	3	5									
	Totals		31-69	10-23	20-33	13	29	42	28	92	21	11	7	10	200		

FG % 1st Half: 19-40 47.5% 2nd half: 12-29 41.4% Game: 31-69 44.9% Deadball Rebounds 4,1
3FG % 1st Half: 5-12 41.7% 2nd half: 5-11 45.5% Game: 10-23 43.5%
FT % 1st Half: 7-12 58.3% 2nd half: 13-21 61.9% Game: 20-33 60.6%

Officials: Mike Eades, Terry Wymmer, Keith Kimble
Technical fouls: Michigan St.-None. Kansas-None.
Attendance: 18907
2018 Champions Classic

Score by periods	1st	2nd	Total
Michigan St.	36	51	87
Kansas	50	42	92

Points	In	Off	2nd	Fast	Bench
MSU	Paint	T/O	Chance	Break	
KU	24	11	7	26	18
	40	22	12	24	16

Last FG - MSU 2nd-00:34, KU 2nd-04:53.
Largest lead - MSU by 2 1st-19:38, KU by 17 1st-03:21.
MSU led for 01:13. KU led for 37:50. Game was tied for 00:57.

Score tied - 2 times.
Lead changed - 5 times.

2 #2/1 KANSAS 84, VERMONT 68
Nov. 12, 2018 | Lawrence, Kan. | Allen Fieldhouse



Vermont 68 • 1-1

#	Player	Total			3-Ptr			Rebounds			PF	TP	A	TO	Blk	Stl	Min
		FG-FGA	FG-FGA	FT-FTA	FG-FGA	FG-FGA	FT-FTA	Off	Def	Tot							
03	Lamb, Anthony	f	8-15	2-6	6-6	0	4	4	1	24	3	3	2	0	36		
15	Kpedi, Ra	f	1-3	0-0	1-2	0	1	1	4	3	0	1	0	0	14		
00	Smith, Stef	g	4-8	3-5	2-4	1	7	8	2	13	2	3	0	0	34		
20	Duncan, Ernie	g	5-13	3-8	4-4	0	2	2	1	17	3	2	0	1	36		
21	Duncan, Everett	g	0-0	0-0	0-0	1	4	5	2	0	0	0	0	0	26		
01	Nash, Skyler	g	0-0	0-0	0-0	0	0	0	0	0	0	0	0	0	4		
04	Duncan, Robin	g	0-0	0-0	0-0	0	0	0	0	0	0	0	1	0	3		
14	Moll, Isalah	g	2-7	0-1	0-0	0	2	2	2	4	1	2	0	0	14		
24	Shungu, Ben	g	2-3	1-1	0-1	1	1	2	1	5	1	0	0	1	18		
35	Davis, Ryan	g	1-7	0-5	0-0	2	1	3	0	2	1	0	0	0	15		
	Team					0	1	1									
	Totals		23-56	9-26	13-17	5	23	28	13	68	11	12	2	3	200		

FG % 1st Half: 13-26 50.0% 2nd half: 10-30 33.3% Game: 23-56 41.1% Deadball Rebounds 2,1
3FG % 1st Half: 6-15 40.0% 2nd half: 7-9 77.8% Game: 9-26 34.6%
FT % 1st Half: 4-7 57.1% 2nd half: 9-10 90.0% Game: 13-17 76.5%

Kansas 84 • 2-0

#	Player	Total			3-Ptr			Rebounds			PF	TP	A	TO	Blk	Stl	Min
		FG-FGA	FG-FGA	FT-FTA	FG-FGA	FG-FGA	FT-FTA	Off	Def	Tot							
01	Lawson, Dedric	f	0-6	0-0	0-0	1	6	7	4	0	2	3	0	1	19		
35	Azubuike, Udoka	c	10-17	0-0	3-6	1	10	11	2	23	0	3	1	0	34		
05	Grimes, Quentin	g	4-8	2-4	0-0	1	2	3	4	10	10	3	0	0	31		
11	Dotson, Devon	g	3-5	1-2	0-0	2	4	6	1	7	0	1	0	2	27		
24	Vick, Lagerald	g	12-14	8-8	0-0	1	2	3	2	32	1	2	0	1	33		
00	Garrett, Marcus	g	1-6	0-1	2-2	1	4	5	1	4	3	0	0	2	26		
02	Moore, Charlie	g	3-6	1-3	0-0	0	1	1	2	7	2	0	0	1	21		
13	Lawson, K.J.	g	0-0	0-0	0-0	0	0	0	1	0	0	0	0	0	3		
44	Lightfoot, Mitch	g	0-1	0-1	1-2	0	1	1	1	1	1	0	1	0	6		
	Team					1	0	1									
	Totals		33-63	12-19	6-10	8	30	38	18	84	19	13	2	7	200		

FG % 1st Half: 17-33 51.5% 2nd half: 16-30 53.3% Game: 33-63 52.4% Deadball Rebounds 2
3FG % 1st Half: 5-10 50.0% 2nd half: 7-9 77.8% Game: 12-19 63.2%
FT % 1st Half: 1-3 33.3% 2nd half: 5-7 71.4% Game: 6-10 60.0%

Officials: James Luckie, Michael Stephens, Jeb Hartness
Technical fouls: Vermont-None. Kansas-None.
Attendance: 16300
NIT Season Tip-Off (Campus Round)

Score by periods	1st	2nd	Total
Vermont	36	32	68
Kansas	40	44	84

Points	In	Off	2nd	Fast	Bench
VU	Paint	T/O	Chance	Break	
KU	16	9	5	5	11
	32	18	16	11	12

Last FG - VU 2nd-03:17, KU 2nd-00:40.
Largest lead - VU by 8 1st-16:00, KU by 18 2nd-07:26.
Attendance: 4981
KU led for 15:26. KU led for 23:58. Game was tied for 00:36.

Score tied - 1 time.
Lead changed - 6 times.

3 #2/1 KANSAS 89, LOUISIANA 76
Nov. 16, 2018 | Lawrence, Kan. | Allen Fieldhouse



Louisiana 76 • 1-2

#	Player	Total			3-Ptr			Rebounds			PF	TP	A	TO	Blk	Stl	Min
		FG-FGA	FG-FGA	FT-FTA	FG-FGA	FG-FGA	FT-FTA	Off	Def	Tot							
23	Gant, JaKeenan	f	8-17	2-7	0-0	4	2	6	4	18	0	2	0	1	38		
55	Miller, Justin	f	7-16	4-12	4-4	0	7	7	5	22	0	2	0	0	22		
00	Russell, Cedric	g	4-7	2-5	0-0	0	1	1	3	10	5	2	0	2	36		
01	Marquett, Malik	g	4-9	3-6	3-4	3	2	5	3	14	2	1	0	2	29		
35	Stroman, Marcus	g	1-7	0-2	3-4	1	3	4	2	5	9	4	0	4	39		
03	Hayes, Jeremy	g	1-3	0-1	0-0	0	1	1	0	2	0	2	0	0	11		
11	Davis, Jerekius	g	2-4	1-3	0-0	0	2	2	2	5	0	0	0	1	17		
15	Hardy, P.J.	g	0-0	0-0	0-0	0	1	1	0	0	0	0	0	0	4		
22	Wesley, Trajan	g	0-0	0-0	0-0	0	0	0	1	0	0	1	0	0	4		
	Team					2	3	5									
	Totals		27-63	12-36	10-12	8	24	32	20	76	16	15	0	10	200		

FG % 1st Half: 14-31 45.2% 2nd half: 13-32 40.6% Game: 27-63 42.9% Deadball Rebounds 1
3FG % 1st Half: 6-17 35.3% 2nd half: 6-19 31.6% Game: 12-36 33.3%
FT % 1st Half: 7-8 87.5% 2nd half: 3-4 75.0% Game: 10-12 83.3%

Kansas 89 • 3-0

#	Player	Total			3-Ptr			Rebounds			PF	TP	A	TO	Blk	Stl	Min
		FG-FGA	FG-FGA	FT-FTA	FG-FGA	FG-FGA	FT-FTA	Off	Def	Tot							
01	Lawson, Dedric	f	6-11	0-1	7-10	4	2	6	3	19	3	5	0	1	27		
35	Azubuike, Udoka	c															

BOX SCORES

5 #2/2 KANSAS 87, #5/5 TENNESSEE 81 (OT)
Nov. 23, 2018 | Brooklyn, N.Y. | Barclays Center



Tennessee 81 • 4-1

##	Player	Total			3-Ptr			Rebounds			PF	TP	A	TO	Blk	Stl	Min
		FG-FGA	FG-FGA	FT-FTA	FG-FGA	FG-FGA	FT-FTA	Off	Def	Tot							
00	BONE, Jordan	* 6-10	2-3	2-2	2	4	6	1	16	5	1	1	1	40-			
02	WILLIAMS, Grant	* 6-13	1-2	5-6	2	6	8	5	18	6	5	1	2	34			
05	SCHOFIELD, Admiral	* 9-22	2-8	1-3	3	3	6	4	21	2	1	0	0	31			
11	ALEXANDER, Kyle	* 4-7	0-1	2-3	3	4	7	4	10	0	1	1	1	34			
23	BOWDEN, Jordan	* 2-6	0-3	0-0	1	3	4	3	4	1	2	1	0	35			
01	TURNER, Lamonte	* 3-13	2-9	2-2	0	3	3	3	10	3	0	0	1	27			
10	FULKERSON, John	* 0-1	0-0	0-0	1	1	2	4	0	2	3	0	0	8			
15	WALKER, Derrick	* 0-1	0-0	0-1	0	2	2	1	0	0	1	0	0	4			
35	PONS, Yves	* 1-2	0-0	0-0	0	1	1	0	2	0	0	0	0	12			
Team					1	0	1										
Totals		31-75	7-27	12-17	13	27	40	25	81	19	14	4	5	225			

FG % 1st Half: 13-33 39.4% 2nd half: 13-31 41.9% OT: 5-11 45.5% Game: 31-75 41.3% Deadball Rebounds 2
 3FG % 1st Half: 3-13 23.1% 2nd half: 3-10 30.0% OT: 1-4 25.0% Game: 7-27 25.9%
 FT % 1st Half: 4-6 66.7% 2nd half: 7-8 87.5% OT: 1-3 33.3% Game: 12-17 70.6%

Kansas 87 • 5-0

##	Player	Total			3-Ptr			Rebounds			PF	TP	A	TO	Blk	Stl	Min
		FG-FGA	FG-FGA	FT-FTA	FG-FGA	FG-FGA	FT-FTA	Off	Def	Tot							
01	LAWSON, Dedic	* 9-16	0-2	6-11	5	8	13	3	24	5	2	0	1	41			
05	GRIMES, Quentin	* 1-4	0-2	3-6	0	4	4	0	5	0	2	0	1	21			
11	DOTSON, Devon	* 5-8	1-1	6-7	1	3	4	2	17	2	2	0	0	40			
24	VICK, Lagerald	* 6-12	3-7	0-0	1	1	2	2	15	4	2	0	1	43			
35	AZUBUIKE, Udoka	* 4-6	0-0	1-2	1	3	4	5	9	0	4	1	1	17			
02	MOORE, Charlie	* 3-10	1-4	2-2	0	1	1	1	9	2	1	0	0	32			
13	LAWSON, K.J.	* 2-4	0-1	4-6	1	5	6	4	8	0	1	0	2	19			
33	MCCORMACK, David	* 0-0	0-0	0-0	0	1	1	0	0	2	0	0	0	4			
44	LIGHTFOOT, Mitch	* 0-0	0-0	0-0	0	3	3	0	0	0	1	0	0	8			
Team					2	3	5										
Totals		30-60	5-17	22-34	11	32	43	18	87	13	16	2	6	225			

FG % 1st Half: 13-27 48.1% 2nd half: 13-25 52.0% OT: 4-8 50.0% Game: 30-60 50.0% Deadball Rebounds 4,2
 3FG % 1st Half: 2-9 22.2% 2nd half: 3-7 42.9% OT: 0-1 0.0% Game: 5-17 29.4%
 FT % 1st Half: 3-8 37.5% 2nd half: 9-13 69.2% OT: 10-13 76.9% Game: 22-34 64.7%

Officials: Joe Lindsay, Gerry Pollard, Wally Rutecki
 Technical fouls: Tennessee-None. Kansas-None.
 Attendance: 5491

2018 NIT Season Tip-Off Tournament - Championship
 All-Tournament Team: Jordan Nwora, Louisville; Sam Hauser, Marquette; Jordan Bone, Tennessee; Lagerald Vick, Kansas
 Most Valuable Player: Deric Lawson, Kansas

Score by periods	1st	2nd	OT	Total
Tennessee	33	36	12	81
Kansas	31	38	18	87

Points	In Paint	Off T/O	2nd Chance	Fast Break	Bench
Tennessee	40	16	9	0	12
Kansas	48	14	11	12	17

Last FG - UT 00:30, KU OT-01:23.
 Largest lead - UT by 9 2nd-16:05, KU by 7 OT-01:23.
 UT led for 17:17. KU led for 22:37. Game was tied for 05:06.

7 #2/2 KANSAS 72, WOFFORD 47
Dec. 4, 2018 | Lawrence, Kan. | Allen Fieldhouse



Wofford 47 • 6-3

##	Player	Total			3-Ptr			Rebounds			PF	TP	A	TO	Blk	Stl	Min
		FG-FGA	FG-FGA	FT-FTA	FG-FGA	FG-FGA	FT-FTA	Off	Def	Tot							
24	Aluma,Keve	f 1-7	0-0	0-0	4	3	7	2	2	0	3	0	0	0	31		
33	Jackson,Cameron	f 6-16	1-1	2-4	8	2	10	3	15	0	6	1	0	25			
03	Magee,Fletcher	g 1-14	0-9	5-5	2	4	6	0	7	0	1	0	0	32			
05	Murphy,Storm	g 2-7	1-4	0-0	0	2	2	1	5	2	0	0	0	23			
10	Hoover,Nathan	g 2-7	0-4	0-0	3	3	3	1	4	0	3	0	0	24			
01	Goodwin,Chevez	0-0	0-0	0-0	0	1	1	2	0	0	0	0	0	6			
02	Manning, Jr.,Michael	0-0	0-0	0-0	0	0	0	0	0	0	0	0	0	1			
11	Larson,Ryan	0-2	0-1	0-0	0	2	2	1	0	1	2	0	1	17			
12	Michael,Alex	0-1	0-0	0-0	0	0	0	0	0	0	0	0	0	1			
14	Cottrell,Drew	0-0	0-0	0-0	0	0	0	0	0	0	0	0	0	1			
21	Hollowell,Tray	1-5	1-4	0-0	0	3	3	0	3	2	2	0	0	19			
31	Theme-Love,Donovan	0-0	0-0	0-0	0	1	1	0	0	0	0	0	0	4			
50	Pegram,Matt	4-6	2-3	1-1	4	4	8	4	11	0	1	2	0	16			
Team					1	1	2										
Totals		17-65	5-26	8-10	19	26	45	14	47	5	18	3	1	200			

FG % 1st Half: 10-29 34.5% 2nd half: 7-36 19.4% Game: 17-65 26.2% Deadball Rebounds 1
 3FG % 1st Half: 2-9 22.2% 2nd half: 3-17 17.6% Game: 5-26 19.2%
 FT % 1st Half: 4-5 80.0% 2nd half: 4-5 80.0% Game: 8-10 80.0%

Kansas 72 • 7-0

##	Player	Total			3-Ptr			Rebounds			PF	TP	A	TO	Blk	Stl	Min
		FG-FGA	FG-FGA	FT-FTA	FG-FGA	FG-FGA	FT-FTA	Off	Def	Tot							
01	Lawson, Dedic	f 10-17	0-4	0-0	2	6	8	2	20	1	1	3	2	35			
35	Azubuike, Udoka	c 0-1	0-0	0-0	2	2	4	0	0	0	0	0	0	4			
00	Garrett, Marcus	g 2-6	1-4	2-3	0	7	7	1	7	3	0	1	2	30			
05	Grimes, Quentin	g 6-10	1-4	1-2	0	3	3	1	14	1	0	0	0	32			
11	Dotson, Devon	g 6-9	1-3	3-3	0	3	3	3	16	3	2	0	3	30			
02	Moore, Charlie	2-8	0-5	0-0	0	0	0	1	4	0	0	0	1	16			
12	Teahan, Chris	0-0	0-0	0-0	0	0	0	0	0	0	0	0	0	2			
13	Lawson, K.J.	2-4	0-1	1-2	1	1	2	2	5	3	1	0	1	17			
20	Luinstra, Garrett	0-0	0-0	0-0	0	0	0	0	0	0	0	0	0	1			
24	Vick, Lagerald	0-3	0-2	0-0	0	2	2	0	0	0	2	0	1	22			
33	MCCORMACK, David	3-5	0-0	0-0	0	3	3	0	6	0	0	0	0	5			
44	Lightfoot, Mitch	0-0	0-0	0-0	1	1	2	0	0	0	1	0	0	6			
Team					0	2	2										
Totals		31-63	3-23	7-10	6	30	36	11	72	11	7	5	9	200			

FG % 1st Half: 13-29 44.8% 2nd half: 18-34 52.9% Game: 31-63 49.2% Deadball Rebounds 3
 3FG % 1st Half: 1-10 10.0% 2nd half: 2-13 15.4% Game: 3-23 13.0%
 FT % 1st Half: 2-3 66.7% 2nd half: 5-7 71.4% Game: 7-10 70.0%

Officials: Keith Kimble, Jeb Hartness, John Gaffney
 Technical fouls: Wofford-None. Kansas-None.
 Attendance: 16300

Score by periods	1st	2nd	Total
Wofford	26	21	47
Kansas	29	43	72

Points	In Paint	Off T/O	2nd Chance	Fast Break	Bench
Wofford	16	5	12	3	14
Kansas	46	25	7	17	15

Last FG - WOF 2nd-01:56, KU 2nd-01:05.
 Largest lead - WOF by 3 1st-19:08, KU by 29 2nd-03:07.
 WOF led for 04:59. KU led for 32:36. Game was tied for 02:25.

Score tied - 7 times.
 Lead changed - 7 times.

6 #2/2 KANSAS 90, STANFORD 84 (OT)
Dec. 1, 2018 | Lawrence, Kan. | Allen Fieldhouse



Stanford 84 • 4-4

##	Player	Total			3-Ptr			Rebounds			PF	TP	A	TO	Blk	Stl	Min
		FG-FGA	FG-FGA	FT-FTA	FG-FGA	FG-FGA	FT-FTA	Off	Def	Tot							
00	Okpala,KZ	f 7-13	3-5	5-6	1	7	8	4	22	4	3	2	0	43			
13	Da Silva,Oscar	f 2-10	0-7	2-2	1	6	7	2	6	1	4	0	0	29			
20	Sharma,Josh	c 3-4	0-0	2-4	0	2	2	5	8	1	0	3	2	19			
01	Davis,Daejon	g 6-15	2-6	5-5	2	6	8	2	19	3	5	0	0	44			
04	White,Isaac	g 5-7	5-7	0-0	2	1	3	0	15	1	0	0	0	27			
02	Wills,Bryce	g 0-0	0-0	0-0	0	0	0	1	0	0	1	0	0	3			
05	Pugh,Kodye	0-2	0-0	0-0	1	0	1	0	0	1	0	0	0	2			
11	Delaire,Jaiden	0-2	0-2	0-0	0	0	0	1	0	1	0	0	0	9			
23	Ryan,Cormac	4-9	2-7	2-2	0	2	2	4	12	1	2	0	1	32			
32	Kisunas,Lukas	0-0	0-0	0-0	1	0	1	1	0	0	2	0	0	3			
33	Stanback,Trevor	1-1	0-0	0-0	2	2	4	2	2	0	1	1	0	14			
Team					0	0	0										
Totals		28-63	12-34	16-19	10	26	36	22	84	13	18	6	3	225			

FG % 1st Half: 11-27 40.7% 2nd half: 14-30 46.7% OT: 3-6 50.0% Game: 28-63 44.4% Deadball Rebounds 2
 3FG % 1st Half: 5-15 33.3% 2nd half: 6-15 40.0% OT: 1-4 25.0% Game: 12-34 35.3%
 FT % 1st Half: 8-10 80.0% 2nd half: 6-7 85.7% OT: 2-2 100.0% Game: 16-19 84.2%

Kansas 90 • 6-0

##	Player	Total			3-Ptr			Rebounds			PF	TP	A	TO	Blk	Stl	Min
		FG-FGA	FG-FGA	FT-FTA	FG												

BOX SCORES

9 #1/1 KANSAS 74, #17/16 VILLANOVA 71
Dec. 15, 2018 | Lawrence, Kan. | Allen Fieldhouse



Villanova 71 • 8-4

#	Player	Total			3-Ptr			Rebounds			PF	TP	A	TO	Blk	Stl	Min
		FG-FGA	FG-FGA	FT-FTA	Off	Def	Tot	Off	Def	Tot							
04	Paschall, Eric	f	4-10	2-3	7-8	3	1	4	4	17	1	3	0	1	33		
15	Bey, Saddiq	f	3-8	1-3	0-0	4	1	5	2	7	1	1	0	2	36		
21	Cosby-Roundtree, D	f	1-2	0-0	1-2	3	8	11	5	3	1	1	2	0	28		
02	Gillespie, Collin	g	5-14	1-7	4-6	0	2	2	3	15	3	2	0	1	36		
05	Booth, Phil	g	11-21	4-11	3-3	0	2	2	2	29	2	0	0	0	38		
10	Swider, Cole	g	0-1	0-1	0-0	0	0	0	0	0	0	0	0	0	4		
23	Samuels, Jermaine	g	0-3	0-3	0-0	0	1	1	3	0	1	0	1	15			
24	Cremona, Joe	g	0-0	0-0	0-0	0	0	0	2	0	1	0	0	10			
Team						1	1	1									
Totals			24-59	8-28	15-19	10	16	26	21	71	8	9	2	5	200		

FG % 1st Half: 10-26 38.5% 2nd half: 14-33 42.4% Game: 24-59 40.7%
 3FG % 1st Half: 5-13 38.5% 2nd half: 3-15 20.0% Game: 8-28 28.6%
 FT % 1st Half: 6-8 75.0% 2nd half: 9-11 81.8% Game: 15-19 78.9%

Kansas 74 • 9-0

#	Player	Total			3-Ptr			Rebounds			PF	TP	A	TO	Blk	Stl	Min
		FG-FGA	FG-FGA	FT-FTA	Off	Def	Tot	Off	Def	Tot							
01	Dedric Lawson	f	10-15	1-2	7-9	2	10	12	4	28	1	0	0	0	38		
00	Marcus Garrett	g	0-4	0-2	1-2	3	1	4	1	1	3	1	1	4	37		
05	Quentin Grimes	g	0-2	0-1	1-2	0	0	0	3	1	1	3	0	0	14		
11	Devon Dotson	g	3-6	1-1	4-4	1	1	2	4	11	1	2	0	0	26		
24	Lagerald Vick	g	9-15	3-8	8-10	0	7	7	2	29	1	3	0	0	39		
02	Charlie Moore	g	0-1	0-0	2-2	0	1	1	3	2	0	3	0	0	17		
13	K.J. Lawson	g	0-2	0-1	0-0	2	1	3	1	0	2	1	0	0	14		
33	David McCormack	g	0-0	0-0	0-0	0	0	0	0	0	0	0	0	0	1		
44	Mitch Lightfoot	g	1-1	0-0	0-1	0	2	2	1	2	0	1	1	0	14		
Team						1	3	4									
Totals			23-46	5-15	23-30	9	26	35	19	74	9	14	2	4	200		

FG % 1st Half: 11-22 50.0% 2nd half: 12-24 50.0% Game: 23-46 50.0%
 3FG % 1st Half: 4-11 36.4% 2nd half: 1-4 25.0% Game: 5-15 33.3%
 FT % 1st Half: 7-8 87.5% 2nd half: 16-22 72.7% Game: 23-30 76.7%

Officials: Ray Natili, Michael Stephens, James Breeding
 Technical fouls: Villanova-None. Kansas-None.
 Attendance: 16300

Score by periods	1st	2nd	Total
Villanova	31	40	71
Kansas	33	41	74

Last FG - NOVA 2nd-00:09, KU 2nd-02:23.
 Largest lead - NOVA by 5 1st-14:33, KU by 9 1st-02:43.
 NOVA led for 06:37. KU led for 28:36. Game was tied for 04:47.

10 #1/1 KANSAS 89, SOUTH DAKOTA 53
Dec. 18, 2018 | Lawrence, Kan. | Allen Fieldhouse



South Dakota 53 • 6-6

#	Player	Total			3-Ptr			Rebounds			PF	TP	A	TO	Blk	Stl	Min
		FG-FGA	FG-FGA	FT-FTA	Off	Def	Tot	Off	Def	Tot							
12	Trey Burch-Manning	f	1-5	0-2	0-2	0	4	4	5	2	2	4	0	2	25		
03	Dan Jech	f	1-5	0-0	0-0	1	0	1	1	2	0	0	0	0	16		
31	Triston Simpson	g	2-7	0-1	0-0	1	1	2	0	4	3	5	0	3	33		
10	Cody Kelley	g	0-7	0-2	0-0	1	4	5	3	0	4	2	0	2	27		
22	Tyler Peterson	g	7-13	1-3	0-0	2	3	5	4	15	1	2	0	1	33		
00	Stanley Umude	g	10-17	2-4	6-9	1	5	6	1	28	4	4	2	0	34		
13	Matt Johns	g	0-0	0-0	0-0	0	0	0	0	0	0	0	0	0	4		
20	Brandon Armstrong	g	0-0	0-0	0-0	0	1	1	0	0	0	0	0	0	7		
24	Nathan Robinson	g	0-3	0-1	0-2	1	4	5	0	0	0	0	0	0	14		
33	Logan Power	g	1-1	0-0	0-0	0	0	0	1	2	0	0	0	0	7		
Team						0	2	2									
Totals			22-58	3-13	6-13	7	24	31	15	53	14	17	2	8	200		

FG % 1st Half: 11-24 45.8% 2nd half: 11-34 32.4% Game: 22-58 37.9%
 3FG % 1st Half: 2-7 28.6% 2nd half: 1-6 16.7% Game: 3-13 23.1%
 FT % 1st Half: 3-6 50.0% 2nd half: 3-7 42.9% Game: 6-13 46.2%

Kansas 89 • 10-0

#	Player	Total			3-Ptr			Rebounds			PF	TP	A	TO	Blk	Stl	Min
		FG-FGA	FG-FGA	FT-FTA	Off	Def	Tot	Off	Def	Tot							
01	Lawson, Dedric	f	7-11	0-3	2-2	2	12	14	3	16	0	3	1	3	26		
00	Garrett, Marcus	g	3-4	0-1	1-2	0	5	5	0	7	5	0	0	3	29		
05	Grimes, Quentin	g	3-9	0-3	0-1	1	2	3	2	6	0	3	0	0	21		
11	Dotson, Devon	g	3-7	0-1	2-2	0	2	2	1	8	6	2	0	0	28		
24	Vick, Lagerald	g	5-12	2-3	0-0	2	3	5	2	12	2	3	1	3	33		
02	Moore, Charlie	g	6-9	6-9	0-0	0	0	0	1	18	4	1	0	2	21		
13	Lawson, K.J.	g	1-3	1-2	0-0	0	0	0	4	3	0	0	0	0	9		
20	Luinstra, Garrett	g	0-1	0-0	0-0	1	0	1	0	0	0	0	0	0	2		
33	McCormack, David	g	4-7	0-0	4-4	1	5	6	2	12	1	0	2	0	17		
44	Lightfoot, Mitch	g	2-3	0-1	3-4	3	3	6	1	7	1	0	1	0	14		
Team						0	0	0									
Totals			34-66	9-23	12-15	10	32	42	16	89	19	12	5	11	200		

FG % 1st Half: 14-35 40.0% 2nd half: 20-31 64.5% Game: 34-66 51.5%
 3FG % 1st Half: 1-8 12.5% 2nd half: 8-15 53.3% Game: 9-23 39.1%
 FT % 1st Half: 8-10 80.0% 2nd half: 4-5 80.0% Game: 12-15 80.0%

Officials: Doug Sirmans, Paul Janssen, Bert Smith
 Technical fouls: South Dakota-None. Kansas-None.
 Attendance: 16300

Score by periods	1st	2nd	Total
South Dakota	27	26	53
Kansas	37	52	89

Last FG - USD 2nd-00:31, KU 2nd-00:17.
 Largest lead - USD None, KU by 37 2nd-01:53.
 USD led for 00:00. KU led for 39:39. Game was tied for 00:21.

11 #18/19 ARIZONA STATE 80, #1/1 KANSAS 76
Dec. 22, 2018 | Tempe, Ariz. | Wells Fargo Arena



Kansas 76 • 10-1

#	Player	Total			3-Ptr			Rebounds			PF	TP	A	TO	Blk	Stl	Min
		FG-FGA	FG-FGA	FT-FTA	Off	Def	Tot	Off	Def	Tot							
01	Dedric Lawson	f	12-15	1-2	5-5	2	12	14	4	30	1	2	1	0	31		
00	Marcus Garrett	g	0-5	0-1	7-8	3	3	6	3	7	1	1	0	1	22		
05	Quentin Grimes	g	4-12	0-5	0-0	2	0	2	1	8	3	2	1	0	31		
11	Devon Dotson	g	4-7	2-4	2-2	0	4	4	3	12	5	5	1	1	32		
24	Lagerald Vick	g	5-16	3-11	1-1	0	2	2	4	14	1	3	0	2	37		
02	Charlie Moore	g	1-5	1-3	0-0	0	1	1	1	3	0	2	0	2	16		
13	K.J. Lawson	g	0-2	0-2	0-0	2	0	2	2	0	2	0	0	0	12		
33	David McCormack	g	1-2	0-0	0-0	2	2	4	2	2	0	0	1	0	11		
44	Mitch Lightfoot	g	0-1	0-0	0-0	1	1	2	2	0	0	1	1	0	8		
Team						1	2	3									
Totals			27-65	7-28	15-16	11	29	40	22	76	13	16	5	6	200		

FG % 1st Half: 16-37 43.2% 2nd half: 11-28 39.3% Game: 27-65 41.5%
 3FG % 1st Half: 4-14 28.6% 2nd half: 3-14 21.4% Game: 7-28 25.0%
 FT % 1st Half: 3-3 100.0% 2nd half: 12-13 92.3% Game: 15-16 93.8%

Arizona State 80 • 9-2

#	Player	Total			3-Ptr			Rebounds			PF	TP	A	TO	Blk	Stl	Min
		FG-FGA	FG-FGA	FT-FTA	Off	Def	Tot	Off	Def	Tot							
14	Lawrence, Kimani	f	3-7	1-3	0-0	1	2	3	1	7	1	1	0	1	25		
23	White, Romello	f	3-7	0-0	5-9	5	0	5	3	11	1	0	2	0	27		
45	Cheatham, Zylan	f	5-8	0-1	3-7	2	9	11	2	13	1	4	1	0	34		
00	Dort, Luquentz	g	3-14	1-3	6-8	2	2	4	2	13	5	3	1	1	31		
01	Martin, Remy	g	4-10	1-5	1-2	1	3	4	2	10	4	1	0	2	30		
02	Edwards, Rob	g	5-8	3-5	2-4	0	4	4	0	15	1	1	1	1	27		
32	Lake, De'Quon	g	0-2	0-0	3-4	1	2	3	1	3	0	0	0	0	10		
35	Cherry, Taeshon	g	3-7	2-4	0-0	0	2	2	1	8	0	1	0	4	16		
Team						2	3	5									
Totals			26-63	8-21	20-32	14	27	41	12	80	13	11	5	9	200		

BOX SCORES

13 #5/6 KANSAS 70, #23/25 OKLAHOMA 63
Jan. 2, 2019 | Lawrence, Kan. | Allen Fieldhouse



##	Player	Total			3-Ptr			Rebounds			PF	TP	A	TO	Blk	Stl	Min
		FG-FGA	FG-FGA	FT-FTA	FG-FGA	FG-FGA	FT-FTA	Off	Def	Tot							
21	Doolittle, Kristian	5-12	0-0	2-3	1	7	8	4	12	2	2	0	0	0	0	32	
35	Manek, Brady	6-13	1-4	3-5	5	6	11	0	16	0	0	1	1	3	32		
00	James, Christian	4-15	1-7	2-4	0	12	12	2	11	2	2	0	2	2	37		
02	Calixte, Aaron	4-8	2-4	0-0	0	1	1	2	10	3	4	0	0	0	27		
03	Reynolds, Miles	3-5	0-1	1-1	1	2	3	5	7	2	4	0	2	3	30		
01	Odomes, Rashard	0-1	0-1	0-0	1	0	1	2	0	0	3	1	0	0	12		
04	McNeace, Jamuni	0-1	0-0	0-0	1	0	1	0	0	0	0	0	0	0	2		
05	Freeman, Matt	0-4	0-4	0-0	1	0	1	0	0	1	0	0	0	0	15		
24	Bieniemy, Jamal	3-3	1-1	0-0	0	0	0	1	7	0	0	0	0	0	13		
Team				1	1	2											
Totals		25-62	5-22	8-13	11	29	40	17	63	9	17	2	5	20	200		

FG % 1st Half: 11-31 35.5% 2nd half: 14-31 45.2% Game: 25-62 40.3%
 3FG % 1st Half: 2-12 16.7% 2nd half: 3-10 30.0% Game: 5-22 22.7%
 FT % 1st Half: 1-2 50.0% 2nd half: 7-11 63.6% Game: 8-13 61.5%

Deadball Rebounds: 1

Kansas 70 • 12-1 (1-0)

##	Player	Total			3-Ptr			Rebounds			PF	TP	A	TO	Blk	Stl	Min
		FG-FGA	FG-FGA	FT-FTA	FG-FGA	FG-FGA	FT-FTA	Off	Def	Tot							
01	Lawson, Dedic	6-17	0-3	1-1	4	11	15	2	13	1	1	3	0	3	37		
35	Azubuikwe, Udoka	4-5	0-0	0-3	3	6	9	2	8	0	1	2	0	2	23		
05	Grimes, Quentin	6-11	1-6	1-3	2	0	2	4	14	1	3	0	1	3	35		
11	Dotson, Devon	4-10	1-3	7-8	0	5	5	4	16	1	2	0	4	2	28		
24	Vick, Lagerald	5-12	2-7	0-1	0	4	4	1	12	1	4	1	3	2	25		
00	Garrett, Marcus	1-3	0-1	3-4	0	1	1	2	5	5	1	0	1	2	28		
02	Moore, Charlie	0-4	0-1	2-4	1	2	3	1	2	1	0	0	1	1	13		
13	Lawson, K.J.	0-0	0-0	0-0	0	0	0	0	0	0	1	0	0	1	1		
33	McCormack, David	0-1	0-0	0-0	1	0	1	0	0	1	0	1	0	1	6		
44	Lightfoot, Mitch	0-0	0-0	0-0	1	0	1	0	0	0	0	0	0	0	4		
Team				0	1	1											
Totals		26-63	4-21	14-22	12	30	42	17	70	10	14	6	11	20	200		

FG % 1st Half: 18-39 46.2% 2nd half: 8-24 33.3% Game: 26-63 41.3%
 3FG % 1st Half: 2-12 16.7% 2nd half: 2-9 22.2% Game: 4-21 19.0%
 FT % 1st Half: 2-3 66.7% 2nd half: 12-19 63.2% Game: 14-22 63.6%

Deadball Rebounds: 4

Officials: Joe DeRosa, James Luckie, Lee Cassell
 Technical fouls: Oklahoma-None. Kansas-None.
 Attendance: 16300
 OU 03 M. Reynolds fouled out with 38 seconds remaining in the game.

Score by periods	1st	2nd	Total
Oklahoma	25	38	63
Kansas	40	30	70

In Points Off 2nd Fast
 OU 32 30 14 6 6
 KU 40 22 13 12 7

Score tied - 0 times.
 Lead changed - 1 time.

Last FG - OU 2nd-00:30, KU 2nd-02:35.
 Largest lead - OU by 7 1st-17:31, KU by 15 1st-00:04.
 OU led for 07:37, KU led for 31:37. Game was tied for 00:46.

14 IOWA STATE 77, #5/6 KANSAS 60
Jan. 5, 2019 | Ames, Iowa | Hilton Coliseum



Kansas 60 • 12-2, 1-1 Big 12

##	Player	Total			3-Ptr			Rebounds			PF	TP	A	TO	Blk	Stl	Min
		FG-FGA	FG-FGA	FT-FTA	FG-FGA	FG-FGA	FT-FTA	Off	Def	Tot							
00	Marcus Garrett	4-8	0-1	0-0	2	2	4	1	8	0	1	0	0	0	30		
01	Dedic Lawson	5-11	0-1	3-6	2	10	12	3	13	3	6	1	0	0	32		
05	Quentin Grimes	7-14	3-6	2-3	2	4	6	1	19	2	2	0	1	31			
11	Devon Dotson	3-5	1-2	1-2	2	5	7	1	8	3	5	0	2	31			
24	Lagerald Vick	2-8	2-6	0-0	0	4	4	0	6	1	7	0	2	29			
02	Charlie Moore	1-5	0-2	0-0	2	1	3	1	2	2	0	0	0	19			
12	Chris Teahan	0-0	0-0	0-0	0	0	0	0	0	0	0	0	0	2			
13	K.J. Lawson	1-2	0-1	0-0	0	1	1	1	2	1	1	0	1	9			
33	David McCormack	1-2	0-0	0-0	0	1	1	1	2	0	0	0	0	10			
44	Mitch Lightfoot	0-1	0-1	0-0	0	0	0	1	0	0	1	0	0	7			
Team				0	3	3											
Totals		24-56	6-20	6-11	13	28	41	10	60	12	24	1	6	200			

FG % 1st Half: 12-27 44.4% 2nd half: 12-29 41.4% Game: 24-56 42.9%
 3FG % 1st Half: 4-11 36.4% 2nd half: 2-9 22.2% Game: 6-20 30.0%
 FT % 1st Half: 4-7 57.1% 2nd half: 2-4 50.0% Game: 6-11 54.5%

Deadball Rebounds: 3

Iowa State 77 • 12-2, 2-0 Big 12

##	Player	Total			3-Ptr			Rebounds			PF	TP	A	TO	Blk	Stl	Min
		FG-FGA	FG-FGA	FT-FTA	FG-FGA	FG-FGA	FT-FTA	Off	Def	Tot							
01	Weiler-Babb, Nick	4-10	2-4	2-2	1	2	3	1	12	4	2	1	4	38			
03	Shayok, Marial	9-12	5-5	1-2	0	5	5	2	24	1	5	0	2	34			
11	Horton-Tucker, Talen	2-9	0-4	0-0	0	0	0	2	4	5	0	0	1	30			
12	Jacobson, Michael	4-9	0-2	1-2	2	9	11	2	9	2	0	0	1	30			
22	Haliburton, Tyrese	4-6	4-5	2-2	0	1	1	2	14	3	2	1	4	37			
00	Griffin, Zion	0-0	0-0	0-0	0	1	1	0	0	0	0	0	0	1			
02	Lard, Cameron	2-3	0-0	0-0	1	0	1	2	4	0	0	2	0	9			
04	Condit IV, George	0-0	0-0	0-0	0	0	0	0	0	0	0	0	0	1			
05	Wigginton, Lindell	2-11	2-5	2-2	1	1	2	1	8	3	2	0	1	17			
23	Talley Jr., Zoran	0-0	0-0	0-0	0	0	0	0	0	0	0	0	0	1			
24	Lewis, Terrence	0-0	0-0	0-0	0	0	0	0	0	0	0	0	0	1			
33	Young, Solomon	1-1	0-0	0-0	0	0	0	0	2	0	0	0	0	1			
Team				0	2	2											
Totals		28-61	13-25	8-10	5	21	26	12	77	18	12	4	13	200			

FG % 1st Half: 14-30 46.7% 2nd half: 14-31 45.2% Game: 28-61 45.9%
 3FG % 1st Half: 4-12 33.3% 2nd half: 9-13 69.2% Game: 13-25 52.0%
 FT % 1st Half: 4-6 66.7% 2nd half: 4-4 100.0% Game: 8-10 80.0%

Deadball Rebounds: 2

Officials: Doug Simons, Tom Eades, Chance Moore
 Technical fouls: Kansas-TEAM. Iowa State-None.
 Attendance: 14384
 AP Ranking: KU #5
 Fouled Out: none

Score by periods	1st	2nd	Total
Kansas	32	28	60
Iowa State	36	41	77

In Points Off 2nd Fast
 KU 32 30 14 6 6
 ISU 20 20 6 3 14

Score tied - 9 times.
 Lead changed - 10 times.

Last FG - KU 2nd-00:31, ISU 2nd-00:54.
 Largest lead - KU by 4 1st-05:46, ISU by 19 2nd-02:46.
 KU led for 05:55, ISU led for 27:44. Game was tied for 06:21.

15 #7/9 KANSAS 77, #25/rv TCU 68
Jan. 9, 2019 | Lawrence, Kan. | Allen Fieldhouse



TCU 68 • 12-2 (1-1)

##	Player	Total			3-Ptr			Rebounds			PF	TP	A	TO	Blk	Stl	Min
		FG-FGA	FG-FGA	FT-FTA	FG-FGA	FG-FGA	FT-FTA	Off	Def	Tot							
15	MILLER, JD	1-6	1-4	0-0	1	8	9	1	3	0	1	0	1	25			
21	SAMUEL, Kevin	6-7	0-0	0-0	4	4	8	3	12	1	2	1	0	26			
01	BANE, Desmond	6-10	1-1	0-0	0	4	4	4	13	2	2	0	0	37			
22	NEMHARD, RJ	3-6	3-6	5-6	0	4	4	3	14	1	3	1	0	27			
25	ROBINSON, Alex	4-12	2-4	2-3	1	2	3	4	12	4	4	0	0	35			
05	DAVIS, Kendrick	2-6	0-1	0-0	0	4	4	1	4	3	3	0	2	22			
12	NOI, Kouat	3-7	2-5	2-4	1	1	2	2	10	1	3	1	3	28			
Team				0	0	0											
Totals		25-54	9-21	9-13	7	27	34	18	68	12	20	3	6	200			

FG % 1st Half: 11-26 42.3% 2nd half: 14-28 50.0% Game: 25-54 46.3%
 3FG % 1st Half: 3-8 37.5% 2nd half: 6-13 46.2% Game: 9-21 42.9%
 FT % 1st Half: 6-8 75.0% 2nd half: 3-5 60.0% Game: 9-13 69.2%

Deadball Rebounds: 3

Kansas 77 • 13-2 (2-1)

##	Player	Total			3-Ptr			Rebounds			PF	TP	A	TO	Blk	Stl	Min
		FG-FGA	FG-FGA	FT-FTA	FG-FGA	FG-FGA	FT-FTA	Off	Def	Tot							
01	Lawson, Dedic	10-19	2-4	9-13	6	8	14	1	31	0	3	0	3	35			
00	Garrett, Marcus	3-8	0-0	2-3	1	3	4	1	8	3	0	0	2	35			
05	Grimes, Quentin	2-5	0-3	1-2	0	2	2	4	5	1	2	0	0	16			
11	Dotson, Devon	0-6	0-3	0-6	0	1	1	3	5	3	1	1	2	27			
24	Vick, Lagerald	5-10	2-7	0-0	1	3	4	2	12	4	6	0	0	36			
02	Moore, Charlie	0-3	0-1	0-0	0	0	0	0	0	1	0	0	1	4			
13	Lawson, K.J.	2-3	0-1	3-3	1	0	1	0	7	0	0	0	0	11			
30	Agbaji, Ochai	3-5	1-2	0-0	1	3	4	2	7	1	0	1	2	25			
33	McCormack, David	0-0	0-0	0-0	0	0	0	0	0	0	0	0	0	1			
44	Lightfoot, Mitch	1-1	0-0	0-0	0	3	3	0	2	0	0	0	0	10			
Team				1	0	1											

BOX SCORES

17 #7/8 KANSAS 80, TEXAS 78
Jan. 14, 2019 | Lawrence, Kan. | Allen Fieldhouse



Texas 78 • 10-7 (2-3)

##	Player	Total			3-Ptr			Rebounds			PF	TP	A	TO	Blk	Stl	Min
		FG-FGA	FG-FGA	FT-FTA	FG-FGA	FG-FGA	FT-FTA	Off	Def	Tot							
10	Hayes, Jaxson	f	4-5	0-0	0-0	2	2	4	5	8	1	0	1	0	0	17	
21	Osetkowski, Dylan	f	5-13	0-2	1-1	4	5	9	2	11	1	1	0	1	0	29	
02	Coleman III, Matt	g	7-12	2-3	0-0	2	2	4	1	16	8	0	0	1	0	38	
12	Roach II, Kerwin	g	4-11	3-8	2-2	0	2	2	3	13	4	1	1	0	0	32	
55	Mitrou-Long, Elijah	g	2-7	2-6	0-0	0	2	2	0	6	0	1	0	0	0	20	
03	Ramey, Courtney	g	3-7	2-4	2-2	1	5	6	2	10	5	0	0	0	0	24	
13	Bebes, Jase	g	4-14	4-11	0-0	0	3	3	2	12	0	1	0	0	0	28	
20	Sims, Jericho	g	0-0	0-0	2-2	4	3	7	3	2	0	1	0	0	0	12	
Team						1	0	1									
Totals			29-69	13-34	7-7	14	24	38	18	78	19	6	2	2	0	200	

FG % 1st Half: 16-36 44.4% 2nd half: 13-33 39.4% Game: 29-69 42.0% Deadball Rebounds 0
 3FG % 1st Half: 8-19 42.1% 2nd half: 5-15 33.3% Game: 13-34 38.2%
 FT % 1st Half: 0-0 0.0% 2nd half: 7-7 100.0% Game: 7-7 100.0%

Kansas 80 • 15-2 (4-1)

##	Player	Total			3-Ptr			Rebounds			PF	TP	A	TO	Blk	Stl	Min
		FG-FGA	FG-FGA	FT-FTA	FG-FGA	FG-FGA	FT-FTA	Off	Def	Tot							
01	Lawson, Detric	f	6-8	0-0	5-8	0	8	8	3	17	0	0	0	0	0	26	
00	Garrett, Marcus	g	8-11	3-4	1-4	0	2	2	2	20	3	2	1	3	35		
05	Grimes, Quentin	g	2-5	2-5	0-0	0	2	2	1	6	0	1	0	0	0	29	
11	Dotson, Devon	g	3-6	1-2	3-4	1	4	5	2	10	5	0	0	0	0	36	
24	Vick, Lagerald	g	7-14	5-8	2-2	0	4	4	0	21	4	0	0	0	0	32	
02	Moore, Charlie	g	0-1	0-1	0-0	0	0	0	0	0	0	0	0	0	0	3	
30	Agbaji, Ochai	g	2-5	0-2	0-0	0	4	4	1	4	2	0	0	1	0	25	
33	McCormack, David	g	1-3	0-0	0-1	3	1	4	2	2	0	1	0	0	0	8	
44	Lightfoot, Mitch	g	0-1	0-0	0-2	0	0	0	1	0	0	0	0	0	0	6	
Team						2	0	2									
Totals			29-54	11-22	11-21	6	25	31	12	80	14	4	1	5	0	200	

FG % 1st Half: 15-29 51.7% 2nd half: 14-25 56.0% Game: 29-54 53.7% Deadball Rebounds 5,1
 3FG % 1st Half: 6-12 50.0% 2nd half: 5-10 50.0% Game: 11-22 50.0%
 FT % 1st Half: 2-7 28.6% 2nd half: 9-14 64.3% Game: 11-21 52.4%

Officials: John Higgins, Mike Roberts, Michael Greenstein
 Technical fouls: Texas-None. Kansas-None.
 Attendance: 16300
 UT 10 J. Hayes fouled out with 2:05 remaining in the game.

Score by periods	1st	2nd	Total
Texas	40	38	78
Kansas	38	42	80

Points	In	Off	2nd	Fast	Bench
UT	Paint	T/O	Chance	Break	
KU	28	3	17	3	24
KU	34	12	2	6	6

Last FG - UT 2nd-00:09, KU 2nd-01:33.
 Largest lead - UT by 5 1st-00:30, KU by 10 2nd-11:51.
 UT led for 02:41. KU led for 36:19. Game was tied for 01:00.
 Score tied - 2 times.
 Lead changed - 4 times.

18 WEST VIRGINIA 65, #7/8 KANSAS 64
Jan. 19, 2019 | Morgantown, W.Va. | WVU Coliseum



Kansas 64

##	Player	Total			3-Ptr			Rebounds			PF	TP	A	TO	Blk	Stl	Min
		FG-FGA	FG-FGA	FT-FTA	FG-FGA	FG-FGA	FT-FTA	Off	Def	Tot							
00	Marcus Garrett	*	6-12	0-2	3-4	0	2	2	4	15	3	1	0	6	34		
01	Detric Lawson	*	5-11	0-1	5-6	4	7	11	1	15	0	3	1	1	34		
05	Quentin Grimes	*	3-7	2-4	0-0	0	2	2	2	8	2	2	0	0	30		
11	Devon Dotson	*	3-5	1-1	2-2	0	1	1	3	9	1	7	0	0	34		
24	Lagerald Vick	*	5-12	2-6	1-1	1	2	3	1	13	0	2	0	0	33		
02	Charlie Moore	*	0-1	0-0	0-0	0	1	1	0	0	0	0	0	0	3		
13	K.J. Lawson	*	1-5	0-2	0-0	2	2	4	3	2	0	0	0	0	16		
30	Ochai Agbaji	*	0-1	0-0	0-0	1	2	3	0	0	0	3	0	0	4		
33	David McCormack	*	1-1	0-0	0-0	1	3	4	0	2	0	0	0	0	8		
44	Mitch Lightfoot	*	0-0	0-0	0-0	0	0	0	1	0	0	0	0	0	4		
Team						0	3	3									
Totals			24-55	5-16	11-13	9	25	34	15	64	6	18	1	7	200		

FG % 1st Half: 10-27 37.0% 2nd half: 14-28 50.0% Game: 24-55 43.6% Deadball Rebounds 1
 3FG % 1st Half: 0-3 0.0% 2nd half: 5-10 50.0% Game: 5-16 31.3%
 FT % 1st Half: 3-3 100.0% 2nd half: 8-10 80.0% Game: 11-13 84.6%

West Virginia 65

##	Player	Total			3-Ptr			Rebounds			PF	TP	A	TO	Blk	Stl	Min
		FG-FGA	FG-FGA	FT-FTA	FG-FGA	FG-FGA	FT-FTA	Off	Def	Tot							
10	Haley, Jermaine	*	5-5	0-0	3-4	1	4	5	2	13	2	3	0	1	28		
12	Gordon, Andrew	*	2-3	0-0	0-0	0	2	2	3	4	0	2	0	0	13		
14	Harler, Chase	*	3-3	1-1	0-0	0	2	2	1	7	0	1	0	0	19		
21	Harris, Wesley	*	2-5	1-3	0-0	0	1	1	0	5	0	1	0	0	30		
23	Ahmad, Esa	*	3-9	2-3	0-0	1	6	7	2	8	3	2	1	2	35		
01	Culver, Derek	*	4-10	0-0	3-5	2	5	7	4	11	3	3	1	1	27		
03	Bolden, James	*	4-13	1-4	3-4	0	0	0	1	12	2	0	0	4	29		
05	McCabe, Jordan	*	0-1	0-0	0-0	0	1	1	0	0	1	1	0	1	5		
15	West, Lamont	*	2-5	0-3	1-1	1	1	2	1	5	1	0	0	2	14		
Team						0	1	1									
Totals			25-54	5-14	10-14	5	23	28	14	65	12	13	2	11	200		

FG % 1st Half: 11-28 39.3% 2nd half: 14-26 53.8% Game: 25-54 46.3% Deadball Rebounds 3
 3FG % 1st Half: 0-3 0.0% 2nd half: 5-11 45.5% Game: 5-16 31.3%
 FT % 1st Half: 1-1 100.0% 2nd half: 9-13 69.2% Game: 10-14 71.4%

Officials: Doug Sirmmons, Roger Ayers, Keith Kimble
 Technical fouls: Kansas-None. West Virginia-None.
 Attendance: 12657

Score by periods	1st	2nd	Total
Kansas	23	41	64
West Virginia	23	42	65

Points	In	Off	2nd	Fast	Bench
KU	Paint	T/O	Chance	Break	
KU	32	15	6	4	4
WVU	34	9	8	6	28

Last FG - KU 2nd-02:35, WVU 2nd-00:07.
 Largest lead - KU by 6 2nd-02:35, WVU by 3 1st-11:05.
 KU led for 26:06. WVU led for 11:32. Game was tied for 02:22.
 Score tied - 7 times.
 Lead changed - 17 times.

19 #9/10 KANSAS 80, #24/25 IOWA STATE 76
Jan. 21, 2019 | Lawrence, Kan. | Allen Fieldhouse



Iowa State 76 • 14-5 (4-3)

##	Player	Total			3-Ptr			Rebounds			PF	TP	A	TO	Blk	Stl	Min
		FG-FGA	FG-FGA	FT-FTA	FG-FGA	FG-FGA	FT-FTA	Off	Def	Tot							
12	Jacobson, Michael	f	4-7	1-1	3-6	3	8	11	3	12	0	4	1	0	34		
01	Weiler-Babb, Nick	g	4-8	2-5	0-0	1	3	4	1	10	4	1	1	2	39		
03	Shayok, Marial	g	9-18	3-8	5-5	2	4	6	1	26	1	4	0	2	37		
11	Horton-Tucker, Talen	g	6-15	4-8	0-2	1	2	3	5	16	2	2	0	0	26		
22	Haliburton, Tyrese	g	3-5	1-3	2-2	3	2	5	0	9	2	0	1	0	33		
02	Lard, Cameron	g	0-1	0-0	0-0	1	1	2	5	0	0	0	0	0	6		
05	Wigginton, Lindell	g	1-8	1-5	0-2	1	3	4	3	3	3	3	0	0	25		
Team						1	0	1									
Totals			27-62	12-30	10-17	13	23	36	18	76	12	14	3	7	200		

FG % 1st Half: 17-32 53.1% 2nd half: 10-30 33.3% Game: 27-62 43.5% Deadball Rebounds 2
 3FG % 1st Half: 6-16 37.5% 2nd half: 6-14 42.9% Game: 12-30 40.0%
 FT % 1st Half: 2-4 50.0% 2nd half: 8-13 61.5% Game: 10-17 58.8%

Kansas 80 • 16-3 (5-2)

##	Player	Total			3-Ptr			Rebounds			PF	TP	A	TO	Blk	Stl	Min
		FG-FGA	FG-FGA	FT-FTA	FG-FGA	FG-FGA	FT-FTA	Off	Def	Tot							
01	Lawson, Detric	f	13-17	2-2	1-2	7	8	15	3	29	1	4	1	0	38		
00	Garrett, Marcus	g	8-12	0-0	0-3	1	4	5	2	16	0	2	1	3	39		
05	Grimes, Quentin	g	0-4	0-1	0-0	0	0	0	0	0	0	0	0	1	19		
11	Dotson, Devon	g	3-12	0-1	5-6	0	2	2	3	11	8	0	0	2	38		
24	Vick, Lagerald	g	5-11	2-6	2-2	0	3	3	0	14	1	2	0	0	37		
02	Moore, Charlie	g	0-0	0-0	0-0	0	0	0	0	0	0	0	0	1	2		
13	Lawson, K.J.	g	1-2	0-0	0-0	1	2	3	4	2	0	1	0	0	9		
3																	

BOX SCORES

21 TEXAS 73, #11/12 KANSAS 63
Jan. 26, 2019 | Austin, Texas | Frank Erwin Center



##	Player	Total			3-Ptr			Rebounds			PF	TP	A	TO	Blk	Stl	Min
		FG-FGA	FG-FGA	FT-FTA	FG-FGA	FG-FGA	FT-FTA	Off	Def	Tot							
01	Lawson, Detric	f	4-15	1-5	4-4	1	6	7	2	13	1	2	2	3	3	34	
00	Garrett, Marcus	g	1-4	0-1	0-0	2	3	5	2	2	1	1	0	0	26		
05	Grimes, Quentin	g	1-5	1-3	0-0	0	1	1	3	3	1	1	0	1	20		
11	Dotson, Devon	g	3-6	0-0	3-4	0	4	4	3	9	4	1	0	1	29		
30	Agbaji, Ochai	g	8-10	2-4	6-8	4	3	7	4	24	0	2	1	2	35		
02	Moore, Charlie	g	0-0	0-0	0-0	0	0	0	0	0	0	0	0	0	6		
13	Lawson, K.J.	g	0-0	0-0	0-0	0	0	0	1	0	0	1	0	0	4		
24	Vick, Lagerald	g	4-9	2-5	0-0	0	2	2	0	10	1	1	0	1	23		
33	McCormack, David	g	1-1	0-0	0-0	0	0	0	1	2	2	1	0	0	9		
44	Lightfoot, Mitch	g	0-1	0-0	0-0	0	0	0	3	0	0	0	1	0	14		
	Team					1	0	1									
	Totals		22-51	6-18	13-16	8	19	27	20	63	10	13	4	8	200		

FG % 1st Half: 10-23 43.5% 2nd half: 12-28 42.9% Game: 22-51 43.1%
 3FG % 1st Half: 2-5 40.0% 2nd half: 4-13 30.8% Game: 6-18 33.3%
 FT % 1st Half: 1-2 50.0% 2nd half: 12-14 85.7% Game: 13-16 81.3%

Texas 73 • 12-9, 4-4

##	Player	Total			3-Ptr			Rebounds			PF	TP	A	TO	Blk	Stl	Min
		FG-FGA	FG-FGA	FT-FTA	FG-FGA	FG-FGA	FT-FTA	Off	Def	Tot							
10	Hayes, Jaxson	f	3-5	0-0	7-8	4	5	9	4	13	1	0	2	2	29		
21	Osetkowski, Dylan	f	5-10	0-3	6-6	3	1	4	1	16	3	2	0	1	35		
02	Coleman III, Matt	g	1-4	0-2	0-0	0	6	6	1	2	4	2	0	0	36		
03	Ramey, Courtney	g	3-5	3-5	0-0	1	1	2	1	9	1	3	0	1	24		
12	Roach II, Kerwin	g	3-13	3-9	6-7	1	3	4	4	15	3	4	0	1	36		
13	Febres, Jase	g	4-9	4-8	0-0	0	2	2	1	12	1	0	0	0	26		
20	Sims, Jericho	g	2-3	0-0	2-2	0	1	1	1	6	0	1	0	0	11		
55	Mitrou-Long, Elijah	g	0-1	0-1	0-0	0	0	0	0	0	0	0	0	0	3		
	Team					1	2	3									
	Totals		21-50	10-28	21-23	10	21	31	13	73	13	12	2	5	200		

FG % 1st Half: 9-28 32.1% 2nd half: 12-22 54.5% Game: 21-50 42.0%
 3FG % 1st Half: 5-16 31.3% 2nd half: 5-12 41.7% Game: 10-28 35.7%
 FT % 1st Half: 3-4 75.0% 2nd half: 18-19 94.7% Game: 21-23 91.3%

Officials: Joe DeRosa, Kipp Kissinger, Darron George
 Technical fouls: Kansas-None. Texas-None.
 Attendance: 11934

Score by periods	1st	2nd	Total
Kansas	23	40	63
Texas	26	47	73

	In	Off	2nd	Fast	Bench
Points	Paint	T/O	Chance	Break	
KU	30	13	13	15	12
UT	16	7	10	2	18

Last FG - KU 2nd-01:01, UT 2nd-01:16.
 Largest lead - KU by 2 1st-19:22, UT by 11 1st-05:53.
 KU led for 00:09. UT led for 37:42. Game was tied for 02:09.

Score tied - 1 time.
 Lead changed - 1 time.

22 #11/12 KANSAS 79, #15/16 TEXAS TECH 63
Feb. 2, 2019 | Lawrence, Kan. | Allen Fieldhouse



##	Player	Total			3-Ptr			Rebounds			PF	TP	A	TO	Blk	Stl	Min
		FG-FGA	FG-FGA	FT-FTA	FG-FGA	FG-FGA	FT-FTA	Off	Def	Tot							
11	Owens,Tariq	f	6-10	0-3	0-0	6	4	10	2	12	0	0	3	0	29		
32	Odiase,Norensse	c	0-3	0-0	2-6	3	4	7	3	2	0	0	1	1	17		
13	Mooney,Matt	g	4-10	1-3	2-2	0	3	3	0	11	3	0	0	2	28		
23	Culver,Jarrett	g	5-17	0-6	0-1	1	5	6	2	10	1	5	0	0	32		
25	Moretti, Davide	g	3-8	3-8	5-5	0	2	2	2	14	1	0	0	1	33		
00	Edwards,Kyler	g	1-6	1-3	0-0	0	4	4	1	3	1	1	0	1	20		
01	Francis,Brandone	g	1-5	1-3	0-0	1	1	2	3	3	1	2	0	1	15		
03	Corprew,Deshawn	g	1-2	0-0	1-2	2	1	3	1	3	0	2	0	0	12		
20	Hicks,Parker	g	0-0	0-0	0-0	0	2	2	0	0	0	0	0	0	3		
24	Benson,Avery	g	1-2	0-1	0-0	0	1	1	1	2	1	0	0	1	4		
30	Sorrells,Andrew	g	0-1	0-1	0-0	0	0	0	0	0	0	0	0	0	3		
35	Mballa,Josh	g	0-0	0-0	3-6	0	0	0	0	3	0	0	1	0	4		
	Team					0	2	2									
	Totals		22-64	6-28	13-22	13	29	42	15	63	8	11	5	7	200		

FG % 1st Half: 10-33 30.3% 2nd half: 12-31 38.7% Game: 22-64 34.4%
 3FG % 1st Half: 3-14 21.4% 2nd half: 3-14 21.4% Game: 6-28 21.4%
 FT % 1st Half: 3-4 75.0% 2nd half: 10-18 55.6% Game: 13-22 59.1%

Kansas 79 • 17-5 (6-3)

##	Player	Total			3-Ptr			Rebounds			PF	TP	A	TO	Blk	Stl	Min
		FG-FGA	FG-FGA	FT-FTA	FG-FGA	FG-FGA	FT-FTA	Off	Def	Tot							
01	Lawson, Detric	f	9-14	3-3	4-5	2	8	10	5	25	0	0	2	0	28		
05	Grimes, Quentin	g	2-7	2-5	0-1	1	2	3	2	6	4	0	0	2	31		
11	Dotson, Devon	g	7-12	3-5	3-5	0	3	3	2	20	4	4	0	3	34		
24	Vick, Lagerald	g	4-7	3-4	2-2	1	5	6	1	13	2	1	1	0	36		
30	Agbaji, Ochai	g	3-8	1-4	3-6	1	9	10	3	10	3	2	0	1	33		
02	Moore, Charlie	g	1-5	0-3	0-0	0	1	1	1	2	6	2	0	0	15		
12	Teahon, Chris	g	0-2	0-2	0-0	0	1	1	0	0	0	1	0	0	2		
13	Lawson, K.J.	g	1-3	1-3	0-0	0	0	0	2	3	0	0	0	0	6		
20	Luinstra, Garrett	g	0-1	0-1	0-0	0	0	0	0	0	0	0	0	0	2		
33	McCormack, David	g	0-0	0-0	0-0	0	1	1	0	0	0	2	0	0	6		
44	Lightfoot, Mitch	g	0-0	0-0	0-0	0	1	1	2	0	1	0	0	0	7		
	Team					2	1	3									
	Totals		27-59	13-30	12-19	7	32	39	18	79	19	13	3	6	200		

FG % 1st Half: 16-29 55.2% 2nd half: 11-30 36.7% Game: 27-59 45.8%
 3FG % 1st Half: 9-15 60.0% 2nd half: 4-15 26.7% Game: 13-30 43.3%
 FT % 1st Half: 5-6 83.3% 2nd half: 7-13 53.8% Game: 12-19 63.2%

Officials: Doug Simmons, Michael Stephens, Michael Greenstein
 Technical fouls: Texas Tech-Francis,Brandone. Kansas-Vick, Lagerald.
 Attendance: 16300

Score by periods	1st	2nd	Total
Texas Tech	26	37	63
Kansas	46	33	79

	In	Off	2nd	Fast	Bench
Points	Paint	T/O	Chance	Break	
TTU	26	16	10	5	14
KU	26	15	5	14	5

Last FG - TTU 2nd-01:01, KU 2nd-03:51.
 Largest lead - TTU None, KU by 24 2nd-04:27.
 TTU led for 00:00. KU led for 39:37. Game was tied for 00:23.

Score tied - 0 times.
 Lead changed - 0 times.

23 KANSAS STATE 74, #13/14 KANSAS 67
Feb. 5, 2019 | Manhattan, Kan. | Bramlage Coliseum



##	Player	Total			3-Ptr			Rebounds			PF	TP	A	TO	Blk	Stl	Min
		FG-FGA	FG-FGA	FT-FTA	FG-FGA	FG-FGA	FT-FTA	Off	Def	Tot							
01	Detric Lawson	f	6-15	1-5	5-6	3	6	9	4	18	1	4	2	2	40		
05	Quentin Grimes	g	2-4	2-2	0-0	0	1	1	4	6	0	5	0	0	20		
11	Devon Dotson	g	5-12	0-1	3-4	1	4	5	13	5	4	1	3	39			
24	Lagerald Vick	g	2-5	1-4	2-2	0	3	3	0	7	2	2	0	1	19		
30	Ochai Agbaji	g	3-7	0-2	0-2	1	3	4	3	6	0	4	1	1	35		
02	Charlie Moore	g	3-5	2-4	0-0	0	3	3	2	8	2	3	0	2	20		
12	Chris Teahan	g	0-0	0-0	0-0	0	0	0	0	0	0	0	0	0	1		
13	K.J. Lawson	g	1-2	1-2	0-0	0	1	1	2	3	0	1	0	0	12		
20	Garrett Luinstra	g	0-0	0-0	0-0	0	0	0	1	0	1	0	0	0	4		
44	Mitch Lightfoot	g	2-2	0-0	2-2	3	2	5	2	6	0	0	0	0	14		
	Team					3	2	5									
	Totals		24-52	7-20	12-16	11	25	36	23	67	11	23	4	9	200		

FG % 1st Half: 10-23 43.5% 2nd half: 14-29 48.3% Game: 24-52 46.2%
 3FG % 1st Half: 4-10 40.0% 2nd half: 3-10 30.0% Game: 7-20 35.0%
 FT % 1st Half: 9-12 75.0% 2nd half: 3-4 75.0% Game: 12-16 75.0%

Kansas State 74 • 17-5 (7-2)

##	Player	Total			3-Ptr			Rebounds			PF	TP	A	TO	Blk	Stl	Min
		FG-FGA	FG-FGA	FT-FTA	FG-FGA	FG-FGA	FT-FTA	Off	Def	Tot							

BOX SCORES

25 #14/14 KANSAS 82, TCU 77 (OT)
Feb. 11, 2019 | Fort Worth, Texas | Schollmaier Arena



#	Player	Total			3-Ptr			Rebounds			PF	TP	A	TO	Blk	Stl	Min
		FG-FGA	FG-FGA	FT-FTA	FG-FGA	FG-FGA	FT-FTA	Off	Def	Tot							
01	Dedric Lawson	f	6-16	2-5	0-1	5	5	10	5	14	2	5	0	0	0	35	
33	David McCormack	f	1-3	0-0	2-4	1	2	3	4	4	0	0	0	0	0	17	
05	Quentin Grimes	g	2-11	1-8	0-0	0	2	2	5	5	4	1	0	0	0	36	
11	Devon Dotson	g	7-13	4-7	7-9	0	10	10	2	25	5	6	0	2	4	45	
30	Ochai Agbaji	g	6-12	2-6	6-6	1	10	11	0	20	1	1	1	1	1	41	
02	Charlie Moore	g	0-3	0-2	0-0	0	1	1	1	0	1	2	0	1	1	13	
13	K.J. Lawson	g	4-6	0-1	2-2	2	1	3	0	10	0	0	0	0	0	16	
44	Mitch Lightfoot	g	2-4	0-1	0-1	3	3	6	5	4	0	0	3	1	2	22	
Team						0	3	3									
Totals			28-68	9-30	17-23	12	37	49	22	82	13	15	5	5	22	225	

FG % 1st Half: 13-32 40.6% 2nd half: 12-30 40.0% OT: 3-6 50.0% Game: 28-68 41.2% Deadball Rebounds 1.1
 3FG % 1st Half: 5-16 31.3% 2nd half: 3-10 30.0% OT: 1-4 25.0% Game: 9-30 30.0%
 FT % 1st Half: 6-7 85.7% 2nd half: 5-8 62.5% OT: 6-8 75.0% Game: 17-23 73.9%

TCU 77 • 17-7 (5-6)

#	Player	Total			3-Ptr			Rebounds			PF	TP	A	TO	Blk	Stl	Min
		FG-FGA	FG-FGA	FT-FTA	FG-FGA	FG-FGA	FT-FTA	Off	Def	Tot							
12	NOI, Kouat	f	6-17	1-9	1-1	3	3	6	2	14	1	0	0	1	4	22	
15	MILLER, JD	f	2-8	0-2	4-6	2	6	8	3	8	0	0	1	0	0	28	
21	SAMUEL, Kevin	c	2-4	0-0	2-2	2	3	5	3	4	0	1	2	0	0	26	
01	BANE, Desmond	g	8-15	2-2	0-0	1	6	7	2	18	1	3	0	1	4	44	
25	ROBINSON, Alex	g	4-14	3-7	2-2	0	4	4	5	13	4	4	1	4	2	42	
05	DAVIS, Kendrick	g	4-9	1-3	7-11	0	5	5	1	16	7	3	0	2	3	36	
11	MAYEN, Lat	g	1-4	1-3	0-0	1	1	2	1	3	0	0	0	0	0	5	
22	NEMBHARD, RJ	g	0-0	0-0	1-2	0	0	0	1	1	0	1	0	0	0	2	
Team						2	4	6									
Totals			27-71	8-26	15-24	11	32	43	18	77	13	13	4	8	22	225	

FG % 1st Half: 14-31 45.2% 2nd half: 12-33 36.4% OT: 1-7 14.3% Game: 27-71 38.0% Deadball Rebounds 4.1
 3FG % 1st Half: 6-16 37.5% 2nd half: 2-9 22.2% OT: 0-1 0.0% Game: 8-26 30.8%
 FT % 1st Half: 3-4 75.0% 2nd half: 6-9 66.7% OT: 6-11 54.5% Game: 15-24 62.5%

Officials: Doug Simmons, Michael Stephens, Ray Natili
 Technical fouls: Kansas-None. TCU-None.
 Attendance: 7356

Score by periods	1st	2nd	OT	Total
Kansas	37	32	13	82
TCU	37	32	8	77

	In	Off	2nd	Fast	Bench
Points	Paint	T/O	Chance	Break	
KU	34	13	14	8	14
TCU	36	15	9	20	20

Last FG - KU OT-01:09, TCU OT-02:26.
 Largest lead - KU by 12 2nd-09:03, TCU by 7 1st-18:29.
 KU led for 28:22. TCU led for 13:03. Game was tied for 03:35.

Score tied - 5 times.
 Lead changed - 13 times.

26 #14/14 KANSAS 78, WEST VIRGINIA 53
Feb. 16, 2019 | Lawrence, Kan. | Allen Fieldhouse



#	Player	Total			3-Ptr			Rebounds			PF	TP	A	TO	Blk	Stl	Min
		FG-FGA	FG-FGA	FT-FTA	FG-FGA	FG-FGA	FT-FTA	Off	Def	Tot							
01	Culver, Derek	f	2-10	0-0	5-9	4	8	12	4	9	4	2	2	2	32		
11	Matthews Jr., Emmitt	f	3-9	1-4	0-0	3	2	5	1	7	1	4	0	1	20		
15	West, Lamont	f	4-8	0-4	3-4	1	4	5	4	11	0	3	2	2	27		
02	Knapper, Brandon	g	1-5	1-4	2-2	0	1	1	2	5	2	3	0	1	19		
10	Haley, Jermaine	g	0-6	0-3	0-0	1	2	3	1	0	4	2	0	1	35		
00	Doomes, Trey	g	0-0	0-0	0-0	0	0	0	0	0	0	0	0	0	0		
05	McCabe, Jordan	g	3-9	0-4	0-0	1	1	2	0	6	2	3	0	2	19		
12	Gordon, Andrew	g	0-0	0-0	0-0	0	0	0	0	5	1	4	0	0	10		
14	Harler, Chase	g	5-9	1-3	0-0	2	2	0	2	0	11	0	1	0	25		
20	Horton, Taevon	g	1-2	0-1	0-0	0	1	1	0	2	0	0	0	0	5		
31	Routt, Logan	g	1-1	0-0	0-0	0	1	1	1	2	0	1	0	1	8		
Team						3	1	4									
Totals			20-59	3-23	10-15	15	21	36	18	53	14	24	4	11	200		

FG % 1st Half: 7-28 25.0% 2nd half: 13-31 41.9% Game: 20-59 33.9% Deadball Rebounds 4
 3FG % 1st Half: 1-10 10.0% 2nd half: 2-13 15.4% Game: 3-23 13.0%
 FT % 1st Half: 1-2 50.0% 2nd half: 9-13 69.2% Game: 10-15 66.7%

Kansas 78 • 20-6 (9-4)

#	Player	Total			3-Ptr			Rebounds			PF	TP	A	TO	Blk	Stl	Min
		FG-FGA	FG-FGA	FT-FTA	FG-FGA	FG-FGA	FT-FTA	Off	Def	Tot							
01	Lawson, Dedric	f	4-8	2-3	4-4	0	4	4	0	14	2	1	0	1	32		
33	McCormack, David	f	4-4	0-0	2-4	3	1	4	4	10	1	4	2	2	24		
05	Grimes, Quentin	g	2-8	0-0	0-0	0	2	2	2	4	2	4	2	0	22		
11	Dotson, Devon	g	5-7	1-1	4-4	2	3	5	1	15	8	2	0	0	31		
30	Agbaji, Ochai	g	4-9	1-4	1-2	0	3	3	4	10	1	3	0	1	27		
02	Moore, Charlie	g	1-4	0-2	0-0	0	0	0	0	2	2	2	0	0	13		
12	Teahan, Chris	g	1-2	1-2	0-0	0	0	0	0	1	3	0	0	0	4		
13	Lawson, K.J.	g	5-7	3-4	2-2	0	3	3	1	15	0	1	1	0	23		
20	Luinstra, Garrett	g	0-1	0-0	0-0	0	0	0	0	0	0	1	0	0	1		
44	Lightfoot, Mitch	g	2-3	0-0	1-2	1	6	7	3	5	1	1	3	1	23		
Team						0	3	3									
Totals			28-53	8-20	14-18	6	25	31	16	78	17	19	6	7	200		

FG % 1st Half: 14-25 56.0% 2nd half: 14-28 50.0% Game: 28-53 52.8% Deadball Rebounds 2
 3FG % 1st Half: 4-10 40.0% 2nd half: 4-10 40.0% Game: 8-20 40.0%
 FT % 1st Half: 11-12 91.7% 2nd half: 3-6 50.0% Game: 14-18 77.8%

Officials: Joe DeRosa, Kipp Kissingner, Terry Wymer
 Technical fouls: West Virginia-None. Kansas-None.
 Attendance: 16300

Score by periods	1st	2nd	Total
West Virginia	16	37	53
Kansas	43	35	78

	In	Off	2nd	Fast	Bench
Points	Paint	T/O	Chance	Break	
West Virginia	20	18	10	6	21
KU	30	24	9	6	25

Last FG - WVU 2nd-01:07, KU 2nd-02:29.
 Largest lead - WVU by 2 1st-18:55, KU by 36 2nd-02:29.
 WVU led for 01:02. KU led for 35:45. Game was tied for 03:13.

Score tied - 3 times.
 Lead changed - 3 times.

27 #14/4 TEXAS TECH 91, #12/12 KANSAS 62
Feb. 25, 2019 | Lubbock, Texas | United Supermarkets Arena



#	Player	Total			3-Ptr			Rebounds			PF	TP	A	TO	Blk	Stl	Min
		FG-FGA	FG-FGA	FT-FTA	FG-FGA	FG-FGA	FT-FTA	Off	Def	Tot							
01	Lawson, Dedric	f	3-8	1-1	7-8	2	3	5	3	14	1	2	1	0	0	26	
05	Grimes, Quentin	f	1-3	1-3	0-2	0	3	3	2	3	3	0	0	2	27		
11	Dotson, Devon	f	3-7	1-1	0-0	0	2	2	4	7	1	2	0	0	25		
30	Agbaji, Ochai	f	1-6	0-3	0-0	0	2	2	1	2	0	2	1	0	30		
33	McCormack, David	f	3-3	0-0	2-2	0	4	2	8	0	3	0	0	0	16		
00	Garrett, Marcus	g	4-6	1-1	0-0	0	0	0	2	9	0	0	0	0	22		
02	Moore, Charlie	g	3-8	3-7	0-0	0	1	1	1	9	1	2	0	0	19		
12	Teahan, Chris	g	0-0	0-0	0-0	0	0	0	0	0	0	0	0	0	3		
13	Lawson, K.J.	g	3-6	2-5	0-0	1	1	2	1	8	1	1	0	0	20		
20	Luinstra, Garrett	g	0-0	0-0	0-0	0	0	0	0	0	0	0	0	0	1		
44	Lightfoot, Mitch	g	1-1	0-0	0-0	2	2	4	1	2	1	1	0	1	11		
Team						0	0	0									
Totals			22-48	9-21	9-12	5	18	23	17	62	8	13	2	3	200		

FG % 1st Half: 9-23 39.1% 2nd half: 13-25 52.0% Game: 22-48 45.8% Deadball Rebounds 3
 3FG % 1st Half: 2-8 25.0% 2nd half: 7-13 53.8% Game: 9-21 42.9%
 FT % 1st Half: 0-2 0.0% 2nd half: 9-10 90.0% Game: 9-12 75.0%

Texas Tech 91 • 22-5, 10-4

#	Player	Total			3-Ptr			Rebounds			PF	TP	A	TO	Blk	Stl	Min
		FG-FGA	FG-FGA	FT-FTA	FG-FGA	FG-FGA	FT-FTA	Off	Def	Tot							
11	Owens, Tariq	f	5-6	0-1	0-0	3	0	3	4	10	0	0	1	1	17		
13	Mooney, Matt	f															

BOX SCORES

29 #15/16 KANSAS 72, OKLAHOMA STATE 67
 March 2, 2019 | Stillwater, Okla. | Gallagher-Iba Arena



Kansas 72 • 21-7

##	Player	Total			3-Ptr			Rebounds			PF	TP	A	TO	Blk	Stl	Min
		FG-FGA	FG-FGA	FT-FTA	FG-FGA	FG-FGA	FT-FTA	Off	Def	Tot							
01	Lawson, Detric	f	5-11	1-1	9-9	4	11	15	1	20	0	4	0	3	34		
33	McCormack, David	f	1-4	0-0	3-4	0	3	3	1	5	1	1	1	0	11		
05	Grimes, Quentin	g	6-11	4-7	1-2	1	3	4	3	17	3	3	0	1	36		
11	Dotson, Devon	g	2-10	0-4	0-0	2	2	4	4	4	4	5	0	0	32		
30	Agbaji, Ochai	g	3-10	3-8	2-3	0	5	5	2	11	2	0	1	0	29		
00	Garrett, Marcus	g	2-3	0-1	2-2	2	4	6	0	6	0	0	0	1	27		
02	Moore, Charlie	g	0-0	0-0	0-0	0	1	1	2	0	1	1	0	0	8		
13	Lawson, K.J.	g	1-4	0-2	0-0	1	0	1	0	2	0	1	0	0	6		
44	Lightfoot, Mitch	g	2-3	0-0	3-3	0	1	1	1	7	3	0	1	1	17		
Team						1	0	1									
Totals			22-56	8-23	20-23	11	30	41	14	72	14	15	3	6	200		

FG % 1st Half: 11-33 33.3% 2nd half: 11-23 47.8% Game: 22-56 39.3%
 3FG % 1st Half: 3-12 25.0% 2nd half: 5-11 45.5% Game: 8-23 34.8%
 FT % 1st Half: 7-9 77.8% 2nd half: 13-14 92.9% Game: 20-23 87.0%

Oklahoma State 67 • 10-18

##	Player	Total			3-Ptr			Rebounds			PF	TP	A	TO	Blk	Stl	Min
		FG-FGA	FG-FGA	FT-FTA	FG-FGA	FG-FGA	FT-FTA	Off	Def	Tot							
12	McGriff, Cameron	f	8-19	2-9	1-1	2	6	8	5	19	0	0	1	1	38		
14	Anei, Yor	f	2-7	0-0	0-2	2	4	6	4	4	0	4	4	1	28		
04	Dziagwa, Thomas	g	6-16	3-10	0-0	0	5	5	4	15	1	2	0	0	38		
13	Likekele, Isaac	g	2-6	0-0	0-0	0	4	4	0	4	6	2	0	1	33		
21	Waters, Lindy	g	2-6	2-6	0-0	0	0	0	3	6	2	1	0	0	25		
01	Jones, Curtis	g	7-9	4-4	1-2	1	4	5	0	19	1	0	0	0	29		
05	Demuth, Duncan	g	0-0	0-0	0-0	0	0	0	2	0	1	1	1	0	7		
31	Dee Mitchell	g	0-0	0-0	0-0	0	1	1	0	0	0	0	0	0	2		
Team						3	2	5									
Totals			27-63	11-29	2-5	8	26	34	18	67	11	13	6	3	200		

FG % 1st Half: 15-33 45.5% 2nd half: 12-30 40.0% Game: 27-63 42.9%
 3FG % 1st Half: 7-14 50.0% 2nd half: 4-15 26.7% Game: 11-29 37.9%
 FT % 1st Half: 0-0 0.0% 2nd half: 2-5 40.0% Game: 2-5 40.0%

Officials: Antinio Petty, Paul Janssen, John Higgins
 Technical fouls: Kansas-None. Oklahoma State-None.
 Attendance: 9335

Score by periods	1st	2nd	Total
Kansas	32	40	72
Oklahoma State	37	30	67

Points	In	Off	2nd	Fast	Bench
	Paint	T/O	Chance	Break	
KU	26	13	9	12	15
OSU	18	13	5	11	19

Last FG - KU 2nd-02:42, OSU 2nd-04:02.
 Largest lead - KU by 7 2nd-13:22, OSU by 7 1st-09:05.
 KU led for 14:22. OSU led for 22:31. Game was tied for 03:07.

Score tied - 5 times.
 Lead changed - 8 times.

30 OKLAHOMA 81, #13/14 KANSAS 68
 March 5, 2019 | Norman, Okla. | Lloyd Noble Center



Kansas 68 • 22-8 (11-6)

##	Player	Total			3-Ptr			Rebounds			PF	TP	A	TO	Blk	Stl	Min
		FG-FGA	FG-FGA	FT-FTA	FG-FGA	FG-FGA	FT-FTA	Off	Def	Tot							
01	Detric Lawson	f	6-11	3-7	3-4	3	8	11	2	18	0	1	0	1	27		
33	David McCormack	f	8-11	0-0	2-3	2	3	5	4	18	1	0	0	2	21		
05	Quentin Grimes	g	1-6	1-4	0-0	0	1	1	1	3	0	3	0	1	26		
11	Devon Dotson	g	2-7	0-3	2-4	1	2	3	0	6	4	3	0	0	26		
30	Ochai Agbaji	g	4-12	1-7	0-0	0	3	3	3	9	0	1	1	0	31		
00	Marcus Garrett	g	4-10	0-5	0-0	2	3	5	2	8	0	3	0	0	26		
02	Charlie Moore	g	1-3	1-2	0-0	0	0	0	1	3	2	1	0	0	9		
12	Chris Teahan	g	1-1	1-1	0-0	0	0	0	0	3	2	0	0	0	2		
13	K.J. Lawson	g	0-3	0-2	0-0	0	5	5	1	0	1	1	0	0	13		
20	Garrett Luinstra	g	0-0	0-0	0-0	0	0	0	0	0	0	0	0	0	2		
44	Mitch Lightfoot	g	0-2	0-0	0-0	2	2	4	4	0	0	2	0	0	17		
Team						2	2	4									
Totals			27-66	7-31	7-11	12	29	41	18	68	8	15	1	4	200		

FG % 1st Half: 10-28 35.7% 2nd half: 17-38 44.7% Game: 27-66 40.9%
 3FG % 1st Half: 2-14 14.3% 2nd half: 5-17 29.4% Game: 7-31 22.6%
 FT % 1st Half: 6-8 75.0% 2nd half: 1-3 33.3% Game: 7-11 63.6%

Oklahoma 81 • 19-11 (7-10)

##	Player	Total			3-Ptr			Rebounds			PF	TP	A	TO	Blk	Stl	Min
		FG-FGA	FG-FGA	FT-FTA	FG-FGA	FG-FGA	FT-FTA	Off	Def	Tot							
21	Doolittle, Kristian	f	7-11	0-0	10-11	1	10	11	3	24	3	1	0	2	33		
35	Manek, Brady	f	8-14	3-7	2-2	0	5	5	1	21	1	1	0	0	32		
00	James, Christian	g	2-8	2-6	0-0	0	3	3	0	6	2	0	0	2	34		
01	Odomes, Rashard	g	4-6	1-2	3-4	1	1	2	1	12	1	0	0	0	26		
24	Bieniemy, Jamal	g	3-7	1-3	0-0	0	3	3	3	7	8	4	0	1	34		
02	Calixte, Aaron	g	1-3	0-2	0-0	0	0	0	3	2	1	2	0	0	10		
03	Reynolds, Miles	g	1-2	0-0	1-4	0	1	1	1	3	0	1	0	0	15		
04	McNeace, Jamuni	g	0-2	0-0	0-1	0	3	3	1	0	0	0	0	0	8		
05	Freeman, Matt	g	2-4	2-3	0-0	0	0	0	1	6	0	0	0	3	6		
22	Geha, Patrick	g	0-0	0-0	0-0	0	0	0	0	0	0	0	0	0	1		
44	Polla, Hannes	g	0-0	0-0	0-0	0	0	0	0	0	0	0	0	0	1		
Team						1	2	3									
Totals			28-57	9-23	16-22	3	28	31	14	81	16	9	0	8	200		

FG % 1st Half: 16-30 53.3% 2nd half: 12-27 44.4% Game: 28-57 49.1%
 3FG % 1st Half: 7-13 53.8% 2nd half: 2-10 20.0% Game: 9-23 39.1%
 FT % 1st Half: 2-2 100.0% 2nd half: 14-20 70.0% Game: 16-22 72.7%

Officials: Kelly Self, Kipp Kissinger, Keith Kimble
 Technical fouls: Kansas-None. Oklahoma-None.
 Attendance: 9839
 Est. Attendance: 8234

Score by periods	1st	2nd	Total
Kansas	28	40	68
Oklahoma	41	40	81

Points	In	Off	2nd	Fast	Bench
	Paint	T/O	Chance	Break	
KU	26	10	6	0	14
OU	32	21	5	6	11

Last FG - KU 2nd-00:05, OU 2nd-00:44.
 Largest lead - KU None, OU by 24 2nd-08:31.
 KU led for 00:00. OU led for 38:08. Game was tied for 01:52.

Score tied - 2 times.
 Lead changed - 0 times.

31 #13/14 KANSAS 78, BAYLOR 70
 March 9, 2019 | Lawrence, Kan. | Allen Fieldhouse



Baylor 70 • 19-12 (10-8)

##	Player	Total			3-Ptr			Rebounds			PF	TP	A	TO	Blk	Stl	Min
		FG-FGA	FG-FGA	FT-FTA	FG-FGA	FG-FGA	FT-FTA	Off	Def	Tot							
04	Kegler, Mario	f	3-6	1-3	4-4	1	5	6	3	11	0	2	0	0	31		
11	Vital, Mark	f	4-8	0-1	1-4	5	4	9	3	9	1	2	1	2	31		
33	Gillespie, Freddie	f	1-4	0-0	0-2	3	1	4	4	2	0	1	1	2	20		
03	McClure, King	g	1-10	0-7	0-0	2	5	7	4	2	0	1	1	0	24		
12	Butler, Jared	g	10-21	3-10	8-10	1	5	6	1	31	3	3	0	0	36		
00	Thamba, Flo	g	0-2	0-0	1-2	1	1	2	5	1	0	2	0	1	16		
02	Bandoo, Devonte	g	4-12	2-8	0-0	1	2	2	10	1	1	0	0	0	27		
24	Mayer, Matthew	g	1-4	0-2	2-2	1	1	2	0	4	2	1	0	2	15		
Team						3	1	4									
Totals			24-67	6-31	16-24	18	25	43	22	70	7	13	3	7	200		

FG % 1st Half: 10-28 35.7% 2nd half: 14-39 35.9% Game: 24-67 35.8%
 3FG % 1st Half: 2-15 13.3% 2nd half: 4-16 25.0% Game: 6-31 19.4%
 FT % 1st Half: 7-9 77.8% 2nd half: 9-15 60.0% Game: 16-24 66.7%

Kansas 78 • 23-8 (12-6)

##	Player	Total			3-Ptr			Rebounds			PF	TP	A	TO	Blk	Stl	Min
		FG-FGA	FG-FGA	FT-FTA	FG-FGA	FG-FGA	FT-FTA	Off	Def	Tot							
01	Lawson, Detric	f	6-14	0-1	11-12	4	10	14	1	23	1	2	3	2	36		
33	McCormack, David	f	6-9	0-0	0-0	1	4	5	2	12	0	0	1	0	22		
05	Grimes, Quentin	g	3-6	3-4	0-0	0	2	2	2	9	5	1	0	0	18		
11	Dotson, Devon	g	4-8	1-4													

BOX SCORES

33 #17/18 KANSAS 88, WEST VIRGINIA 74
 March 15, 2019 | Kansas City, Mo. | Sprint Center



West Virginia 74 • 14-20, 4-14

#	Player	Total		3-Ptr		Rebounds			PF	TP	A	TO	Blk	Stl	Min
		FG-FGA	FG-FGA	FT-FTA	Off	Def	Tot								
01	Culver, Derek	f	6-12	0-1	2-4	4	7	11	2	14	4	5	0	0	27
11	Matthews Jr., Emmitt	f	2-10	1-5	0-0	2	1	3	1	5	0	0	0	0	32
15	West, Lamont	f	5-11	2-4	4-6	1	3	4	3	16	0	2	0	1	31
05	McCabe, Jordan	g	3-7	1-5	0-0	0	2	2	3	7	2	2	0	0	21
10	Haley, Jermaine	g	2-5	0-1	0-2	0	1	1	0	4	6	0	0	1	27
02	Knapper, Brandon	g	4-9	1-3	1-3	0	1	1	1	10	4	0	0	1	26
12	Gordon, Andrew	g	3-7	0-0	1-2	1	2	3	2	7	0	0	1	0	7
14	Harler, Chase	g	3-5	1-3	0-0	0	1	1	3	7	1	0	1	0	21
31	Routt, Logan	g	2-3	0-0	0-0	1	1	2	1	4	1	2	0	0	8
Team						4	1	5							
Totals			30-69	6-22	8-17	13	20	33	16	74	18	11	2	3	200

FG % 1st Half: 16-31 51.6% 2nd half: 14-38 36.8% Game: 30-69 43.5% Deadball Rebounds 3
 3FG % 1st Half: 5-13 38.5% 2nd half: 1-9 11.1% Game: 6-22 27.3%
 FT % 1st Half: 3-9 33.3% 2nd half: 5-8 62.5% Game: 8-17 47.1%

Kansas 88 • 25-8, 12-6

#	Player	Total		3-Ptr		Rebounds			PF	TP	A	TO	Blk	Stl	Min
		FG-FGA	FG-FGA	FT-FTA	Off	Def	Tot								
01	Lawson, Dedic	f	9-13	2-3	4-4	2	6	8	2	24	0	2	1	1	26
33	McCormack, David	f	2-3	0-0	3-3	5	3	8	0	7	2	3	0	1	25
05	Grimes, Quentin	g	6-13	5-8	1-1	1	7	8	3	18	4	2	0	4	31
11	Dotson, Devon	g	4-10	0-2	5-6	0	5	5	0	13	6	1	0	1	30
30	Agbaji, Ochai	g	4-9	1-4	0-0	1	2	3	3	9	1	1	2	0	21
00	Garrett, Marcus	g	5-9	0-1	1-2	0	5	5	2	11	2	1	0	0	30
02	Moore, Charlie	g	1-3	0-1	0-0	0	1	1	0	2	1	2	0	0	10
12	Teahan, Chris	g	0-0	0-0	0-0	0	0	0	0	0	0	1	0	0	1
13	Lawson, K.J.	g	0-0	0-0	0-0	0	2	2	2	0	0	0	0	1	10
20	Luinstra, Garrett	g	0-0	0-0	0-0	0	0	0	0	0	0	0	0	0	1
44	Lightfoot, Mitch	g	2-3	0-1	0-0	0	0	0	3	4	0	3	4	0	15
Team						2	1	3							
Totals			33-63	8-20	14-16	11	32	43	15	88	16	16	7	8	200

FG % 1st Half: 16-32 50.0% 2nd half: 17-31 54.8% Game: 33-63 52.4% Deadball Rebounds 1
 3FG % 1st Half: 6-10 60.0% 2nd half: 2-10 20.0% Game: 8-20 40.0%
 FT % 1st Half: 10-10 100.0% 2nd half: 4-6 66.7% Game: 14-16 87.5%

Officials: Doug Simmons, Kipp Kissinger, Keith Kimble
 Technical fouls: West Virginia-None. Kansas-None.
 Attendance: 19066
 2019 Phillips 66 Big 12 Men's Basketball Championship Semifinal

Score by periods	1st	2nd	Total
West Virginia	40	34	74
Kansas	48	40	88

	In	Off	2nd	Fast	Bench
Points	Paint	T/O	Chance	Break	
WVU	40	18	9	4	28
KU	46	9	13	17	17

Last FG - WVU 2nd-00:08, KU 2nd-01:12.
 Largest lead - WVU by 7 1st-06:07, KU by 23 2nd-08:14.
 WVU led for 13:11. KU led for 25:02. Game was tied for 01:47.

Score tied - 2 times.
 Lead changed - 3 times.

34 IOWA STATE 78, #17/18 KANSAS 66
 March 16, 2019 | Kansas City, Mo. | Sprint Center



Iowa State 78 • 23-11, 9-9

#	Player	Total		3-Ptr		Rebounds			PF	TP	A	TO	Blk	Stl	Min
		FG-FGA	FG-FGA	FT-FTA	Off	Def	Tot								
12	Jacobson, Michael	f	6-8	2-2	0-0	2	3	5	4	14	0	2	2	1	24
01	Weiler-Babb, Nick	g	3-7	1-3	2-2	1	7	8	1	9	5	2	0	3	38
03	Shayok, Marial	g	5-12	0-5	5-6	1	3	4	1	15	3	4	1	1	38
11	Horton-Tucker, Talen	g	2-8	0-2	4-6	0	5	5	2	8	1	2	0	2	22
22	Haliburton, Tyrese	g	4-6	3-5	0-0	1	1	2	2	11	1	0	2	1	33
02	Lard, Cameron	g	1-1	0-0	0-1	0	3	3	2	2	0	0	1	0	4
04	Conditt IV, George	g	1-1	0-0	0-0	1	1	2	2	2	0	0	1	0	12
05	Wigginton, Lindell	g	4-11	1-2	8-10	0	6	6	2	17	2	1	0	1	29
Team						1	0	1							
Totals			26-54	7-19	19-25	7	29	36	16	78	12	11	7	9	200

FG % 1st Half: 13-31 41.9% 2nd half: 13-23 56.5% Game: 26-54 48.1% Deadball Rebounds 2
 3FG % 1st Half: 3-11 27.3% 2nd half: 4-8 50.0% Game: 7-19 36.8%
 FT % 1st Half: 3-7 42.9% 2nd half: 16-18 88.9% Game: 19-25 76.0%

Kansas 66 • 25-9, 12-6

#	Player	Total		3-Ptr		Rebounds			PF	TP	A	TO	Blk	Stl	Min
		FG-FGA	FG-FGA	FT-FTA	Off	Def	Tot								
01	Lawson, Dedic	f	8-21	0-1	2-3	5	3	8	2	18	1	1	1	3	27
33	McCormack, David	f	2-2	0-0	0-0	1	1	2	1	4	0	1	0	0	8
05	Grimes, Quentin	g	5-12	0-6	0-1	0	1	1	5	10	0	1	2	1	37
11	Dotson, Devon	g	7-13	1-3	2-3	1	2	3	4	17	3	2	0	1	34
30	Agbaji, Ochai	g	2-7	1-4	0-0	3	3	6	2	5	1	3	1	0	21
00	Garrett, Marcus	g	2-12	0-2	3-6	4	11	15	4	7	4	1	0	1	35
02	Moore, Charlie	g	2-3	1-1	0-0	1	0	1	0	5	1	1	0	1	14
13	Lawson, K.J.	g	0-1	0-1	0-0	0	1	1	0	0	0	1	0	1	3
44	Lightfoot, Mitch	g	0-0	0-0	0-0	0	2	2	1	0	0	0	2	0	11
Team						2	0	2							
Totals			28-71	3-18	7-13	17	24	41	19	66	10	11	6	8	200

FG % 1st Half: 10-36 27.8% 2nd half: 18-35 51.4% Game: 28-71 39.4% Deadball Rebounds 3,1
 3FG % 1st Half: 0-9 0.0% 2nd half: 4-8 50.0% Game: 3-18 16.7%
 FT % 1st Half: 2-8 25.0% 2nd half: 5-5 100.0% Game: 7-13 53.8%

Officials: Joe DeRosa, John Higgins, Doug Simmons
 Technical fouls: Iowa State-None. Kansas-Lawson, Dedic.
 Attendance: 19066
 2019 Phillips 66 Big 12 Men's Basketball Championship Final
 Most Outstanding Player: Marial Shayock (Iowa State)
 All-Tournament Team: D. Dotson (KU), D. Lawson (KU), L. Wigginton (ISU), M. Jacobson (ISU), M. Shayock (ISU)

Score by periods	1st	2nd	Total
Iowa State	32	46	78
Kansas	22	44	66

	In	Off	2nd	Fast	Bench
Points	Paint	T/O	Chance	Break	
ISU	30	12	6	2	21
KU	50	15	14	10	12

Last FG - ISU 2nd-02:33, KU 2nd-00:30.
 Largest lead - ISU by 17 2nd-17:13, KU by 2 1st-18:47.
 ISU led for 36:32. KU led for 01:40. Game was tied for 01:48.

Score tied - 4 times.
 Lead changed - 4 times.

35 #17/17 KANSAS 87, NORTHEASTERN 53
 March 21, 2019 | Salt Lake City, Utah | Vivint Smart Home Arena



Northeastern 53 • 23-11

#	Player	Total		3-Ptr		Rebounds			PF	TP	A	TO	Blk	Stl	Min
		FG-FGA	FG-FGA	FT-FTA	Off	Def	Tot								
30	Anthony Green	c	1-2	0-0	3-6	1	1	2	0	5	0	2	0	2	20
04	Vasa Pusica	g	2-13	2-6	1-2	0	1	1	1	7	1	1	1	2	32
12	Jordan Roland	g	5-13	2-8	0-0	1	0	1	2	12	1	0	0	1	28
20	Bolden Brace	g	1-5	1-3	4-4	2	7	9	4	7	4	0	2	1	31
22	Donnell Gresham	g	2-8	0-5	3-4	0	8	8	2	7	1	0	0	1	34
00	Jason Strong	g	0-1	0-0	0-0	0	0	0	0	0	0	0	0	0	5
01	Shawn Oceus	g	2-6	0-3	2-2	2	0	2	2	6	0	3	0	1	22
11	Jeremy Miller	g	2-3	0-1	0-0	1	0	1	0	4	0	1	0	0	7
13	Myles Franklin	g	0-1	0-0	2-2	0	0	0	0	2	0	0	0	0	6
33	Tomas Murphy	g	1-5	1-2	0-0	0	0	0	1	3	0	0	0	0	15
Team						2	1	3							
Totals			16-57	6-28	15-20	9	18	27	12	53	7	10	3	8	200

FG % 1st Half: 8-31 25.8% 2nd half: 8-26 30.8% Game: 16-57 28.1% Deadball Rebounds 2
 3FG % 1st Half: 5-17 29.4% 2nd half: 1-11 9.1% Game: 6-28 21.4%
 FT % 1st Half: 4-7 57.1% 2nd half: 11-13 84.6% Game: 15-20 75.0%

Kansas 87 • 26-9

#	Player	Total		3-Ptr		Rebounds			PF	TP	A	TO	Blk	Stl	Min
		FG-FGA	FG-FGA	FT-FTA	Off	Def	Tot								
01	Lawson, Dedic	f	9-16	3-5	4-4	3	8	11	2	25	0	1	1	1	27
33	McCormack, David	f	0-0	0-0	0-0	2	3	5	1	0	2	1	0	0	11
05	Grimes, Quentin	g	1-6	1-5	0-0	0	1	1	2	3	3	1	1	0	31
11	Dotson, Devon	g	6-12												

CAREER RECORDS

SCORING

1. Danny Manning	2,951	1985-88
2. Nick Collison	2,097	2000-03
3. Raef LaFrentz	2,066	1995-98
4. Clyde Lovellette	1,979	1950-52
5. Sherron Collins	1,888	2007-10
6. Frank Mason III	1,885	2014-17
7. Darnell Valentine	1,821	1978-81
8. Keith Langford	1,812	2002-05
9. Perry Ellis	1,798	2013-16
10. Paul Pierce	1,768	1996-98
11. Dave Robisch	1,754	1969-71
12. Kirk Hinrich	1,753	2000-03
13. Devonte' Graham	1,750	2015-18
14. Kevin Pritchard	1,692	1987-90
15. Mark Randall	1,627	1987, 89-91
16. Wayne Simien	1,593	2002-05
17. Tyshawn Taylor	1,580	2009-12
18. Jeff Boschee	1,560	1999-2002
19. Kenny Gregory	1,555	1998-2001
19. Calvin Thompson	1,548	1983-86
21. Drew Gooden	1,526	2000-02
22. Ron Kellogg	1,508	1983-86
23. Bud Stallworth	1,495	1970-72
24. Tony Guy	1,488	1979-82
25. Brandon Rush	1,477	2006-08
26. Wilt Chamberlain	1,433	1957-58
27. Richard Scott	1,375	1991-94
28. Adonis Jordan	1,373	1990-93
29. Marcus Morris	1,371	2009-11
30. Mario Chalmers	1,341	2006-08
31. Walter Wesley	1,315	1964-66
32. Jo Jo White	1,286	1966-69
33. Eric Chenowith	1,281	1998-2001
34. Jerod Haase	1,264	1995-97
35. Steve Woodberry	1,240	1991-94
36. Scot Pollard	1,209	1994-97
37. Greg Dreiling	1,209	1984-86
38. Jacque Vaughn	1,207	1994-97
39. Wayne Selden Jr.	1,202	2014-16
40. Aaron Miles	1,183	2002-05
41. Svi Mykhailiuk	1,181	2015-18
42. Milt Newton	1,166	1985, 87-89
43. Rick Suttle	1,156	1973-75
44. Billy Thomas	1,152	1995-98
45. Wayne Hightower	1,128	1960-61
46. Lagerald Vick	1,100	2016-Present
47. Charlie Black	1,082	1942-43, 46-47
48. Rex Walters	1,064	1992-93
49. Otto Schnellbacher	1,062	1943, 46-48
50. Kelly Knight	1,057	1980, 82-84
51. Ryan Robertson	1,055	1996-99
52. Nolen Ellison	1,045	1961-63
53. Carl Henry	1,044	1983-84
54. Cole Aldrich	1,038	2008-10
55. Jerry Gardner	1,030	1960-62
56. Bill Bridges	1,028	1959-61
57. Thomas Robinson	1,026	2010-12
58. Cedric Hunter	1,022	1984-87
David Magley	1,022	1979-82
60. Rodger Bohnenstiehl	1,006	1966-67-68
61. Norman Cook	1,004	1974-75-76

REBOUNDS

1. Danny Manning	1,187	1985-88
2. Raef LaFrentz	1,186	1995-98
3. Nick Collison	1,143	2000-03
4. Bill Bridges	1,081	1959-61
5. Eric Chenowith	933	1998-2001
6. Drew Gooden	905	2000-02
7. Wayne Simien	884	2002-05
8. Wilt Chamberlain	877	1957-58
9. Cole Aldrich	860	2008-10
10. Scot Pollard	850	1994-97
11. Clyde Lovellette	839	1950-52
12. Perry Ellis	834	2013-16
13. Dave Robisch	815	1969-71
14. Greg Ostertag	770	1992-95
15. Thomas Robinson	763	2010-12
16. Mark Randall	723	1987, 89-91
17. Landen Lucas	702	2014-17
18. Paul Mokeski	680	1977-79
19. Marcus Morris	676	2009-11
Paul Pierce	676	1996-98

ASSISTS

<i>(started 1974-75)</i>			
1. Aaron Miles	954	2002-05	
2. Jacque Vaughn	804	1994-97	
3. Cedric Hunter	684	1984-87	
4. Kirk Hinrich	668	2000-03	
5. Devonte' Graham	632	2015-18	
6. Darnell Valentine	609	1978-81	
7. Frank Mason III	576	2014-17	
8. Tyshawn Taylor	575	2009-12	
9. Adonis Jordan	568	1990-93	
10. Sherron Collins	552	2007-10	
11. Russell Robinson	500	2005-08	
12. Kevin Pritchard	499	1987-90	
13. Ryan Robertson	485	1996-99	
14. Mark Turgeon	437	1984-87	
15. Jeff Boschee	425	1999-2002	
16. Mario Chalmers	420	2006-08	
17. Elijah Johnson	399	2010-13	
18. Steve Woodberry	361	1991-94	
19. Jerod Haase	343	1995-97	
20. Danny Manning	342	1985-88	
21. Tony Guy	327	1979-82	

3-POINT FIELD GOALS MADE

<i>(started 1986-87)</i>			
1. Jeff Boschee	338	1999-2002	
2. Devonte' Graham	296	2015-18	
3. Billy Thomas	269	1995-98	
4. Svi Mykhailiuk	237	2015-18	
5. Kirk Hinrich	236	2000-03	
6. Sherron Collins	232	2007-10	
7. Brandon Rush	205	2006-08	
8. Terry Brown	200	1990-91	
9. Frank Mason III	185	2014-17	
10. Mario Chalmers	180	2006-08	
11. Adonis Jordan	179	1990-93	
12. Tyrel Reed	176	2008-11	
13. Lagerald Vick	167	2016-Present	
14. Wayne Selden Jr.	162	2014-16	
15. Jerod Haase	156	1995-97	
16. Kevin Pritchard	154	1987-90	
17. Rex Walters	151	1992-93	
18. Elijah Johnson	147	2010-13	
19. Ryan Robertson	144	1996-99	
20. J.R. Giddens	137	2004-05	

3-POINT FIELD GOAL ATTEMPTS

<i>(started 1986-87)</i>			
1. Jeff Boschee	843	1999-2002	
2. Devonte' Graham	723	2015-18	
3. Billy Thomas	691	1995-98	
4. Sherron Collins	615	2007-10	
5. Svi Mykhailiuk	579	2015-18	
6. Kirk Hinrich	546	2000-03	
7. Terry Brown	485	1990-91	
8. Brandon Rush	471	2006-08	
9. Jerod Haase	461	1995-97	
10. Wayne Selden Jr.	443	2014-16	
11. Frank Mason III	440	2014-17	
12. Adonis Jordan	437	1990-93	
13. Tyrel Reed	433	2008-11	
14. Elijah Johnson	430	2010-13	
Mario Chalmers	430	2006-08	
16. Lagerald Vick	412	2016-Present	
17. Kevin Pritchard	379	1987-90	
18. Sean Pearson	371	1993-96	
18. J.R. Giddens	369	2004-05	
20. Rex Walters	361	1992-93	
21. Ryan Robertson	354	1996-99	
22. Tyshawn Taylor	324	2009-12	

3-POINT FIELD GOAL PCT.

<i>(Min. 200 attempts; started 1986-87)</i>			
1. Milt Newton	100-224	44.6	1987-89
2. Jeff Gueldner	90-205	43.9	1987-90
3. Brandon Rush	205-471	43.5	2005-08
4. Kirk Hinrich	236-546	43.2	2000-03
5. Steve Woodberry	126-298	42.3	1991-94
6. Frank Mason III	185-440	42.0	2014-17
7. Mario Chalmers	180-430	41.9	2005-08
8. Rex Walters	151-361	41.8	1992-93
9. Brady Morningstar	116-281	41.3	2007-11
10. Terry Brown	200-485	41.2	1990-91
11. Devonte' Graham	296-723	40.9	2015-18
Svi Mykhailiuk	237-579	40.9	2015-18
Adonis Jordan	179-437	40.9	1990-93
Ryan Robertson	144-354	40.7	1996-99
Tyrel Reed	176-433	40.6	2008-11
Kevin Pritchard	154-379	40.6	1987-90
17. Lagerald Vick	167-412	40.5	2016-Pr.
18. Jeff Boschee	338-843	40.1	1999-02
19. Keith Langford	102-257	39.7	2002-05
20. Billy Thomas	269-691	38.9	1995-98
21. Jacque Vaughn	105-274	38.3	1994-97
22. Sherron Collins	232-655	37.7	2007-10

STEALS

<i>(started 1975-76)</i>			
1. Darnell Valentine	336	1978-81	
2. Mario Chalmers	283	2006-08	
3. Aaron Miles	264	2002-05	
4. Danny Manning	250	1985-88	
5. Russell Robinson	247	2005-08	
6. Kirk Hinrich	206	2000-03	
7. Devonte' Graham	197	2015-18	
8. Kevin Pritchard	190	1987-90	
9. Nick Bradford	187	1997-2000	
10. Adonis Jordan	181	1990-93	
11. Alonzo Jamison	175	1990-92	
12. Jerod Haase	174	1995-97	
13. Tyshawn Taylor	172	2009-12	
14. Frank Mason III	165	2014-17	
15. Jeff Boschee	161	1999-2002	
Tony Guy	161	1979-82	
17. Jacque Vaughn	160	1994-97	
Steve Woodberry	160	1991-94	
19. Cedric Hunter	157	1984-87	
20. Nick Collison	155	2000-03	
21. Paul Pierce	147	1996-98	
22. Sherron Collins	145	2007-10	
23. Ryan Robertson	143	1996-99	

BLOCKED SHOTS

<i>(started 1974-75)</i>			
1. Jeff Withey	311	2010-13	
2. Greg Ostertag	258	1992-95	
3. Cole Aldrich	253	2008-10	
4. Nick Collison	243	2000-03	
5. Eric Chenowith	242	1998-2001	
6. Scot Pollard	218	1994-97	
7. Danny Manning	200	1985-88	
8. John Crawford	155	1978-81	
9. Sasha Kaun	150	2005-08	
10. Donnie Von Moore	147	1974-75, 77-78	
11. Raef LaFrentz	138	1995-98	
Greg Dreiling	138	1984-86	
13. Paul Mokeski	136	1976-79	
14. Jamari Traylor	126	2013-16	
15. B.J. Williams	112	1994-97	
16. Darrell Arthur	109	2007-08	
17. Drew Gooden	107	2000-02	
18. Patrick Richey	106	1991-94	
19. Markieff Morris	103	2009-11	
20. Paul Pierce	98	1996-98	

Mitch Lightfoot	97	2017-Present
Udoka Azubuike	92	2017-Present

CONSECUTIVE GAMES STARTED

1. Danny Manning	141	1985-88
2. Raef LaFrentz	116	1995-98
3. Frank Mason III	110	2014-17
Aaron Miles	110	2002-05
5. Wayne Selden Jr.	101	2014-16
6. Jacque Vaughn	100	1994-97
7. Keith Langford	98	2002-05
8. Cedric Hunter	89	1984-87
9. Jo Jo White	84	1966-69
10. Devonte' Graham	82	2015-18
11. Greg Dreiling	78	1984-86
12. Kirk Hinrich	73	2000-03

MINUTES PLAYED

1. Danny Manning	4,961	1985-88
2. Devonte' Graham	4,498	2015-18
3. Frank Mason III	4,347	2014-17
4. Kirk Hinrich	4,187	2000-03
5. Jeff Boschee	4,109	1999-2002
6. Sherron Collins	4,071	2007-10
7. Tyshawn Taylor	4,039	2009-12
8. Kevin Pritchard	3,982	1987-90
9. Tony Guy	3,911	1979-82
10. Darnell Valentine	3,906	1978-81
11. Nick Collison	3,894	2000-03

SINGLE SEASON RECORDS - INDIVIDUAL

POINTS

1.	Danny Manning (1988)	942
2.	Clyde Lovellette (1952)	886
3.	Danny Manning (1987)	860
4.	Wilt Chamberlain (1957)	800
5.	Paul Pierce (1998)	777
6.	Frank Mason III (2017)	753
7.	Drew Gooden (2002)	734
8.	Nick Collison (2003)	702
9.	Thomas Robinson (2012)	692
10.	Dave Robisch (1970)	689
--	Dedric Lawson (2019)	675

POINTS PER GAME

1.	Wilt Chamberlain (1958)	30.1
2.	Wilt Chamberlain (1957)	29.6
3.	Clyde Lovellette (1952)	28.6
4.	Dave Robisch (1970)	26.5
5.	Bud Stallworth (1972)	25.3
6.	Danny Manning (1988)	24.8
7.	Danny Manning (1987)	23.9
8.	Walter Wesley (1965)	23.5
9.	Clyde Lovellette (1951)	22.8
10.	Wayne Hightower (1960)	21.8
--	Dedric Lawson (2019)	19.3

REBOUNDS

1.	Wilt Chamberlain (1957)	510
2.	Thomas Robinson (2012)	463
3.	Drew Gooden (2002)	423
4.	Clyde Lovellette (1952)	410
5.	Cole Aldrich (2009)	387
6.	Bill Bridges (1960)	385
7.	Nick Collison (2003)	380
8.	Wilt Chamberlain (1958)	367
9.	Dedric Lawson (2019)	361
10.	Cole Aldrich (2010)	354

REBOUNDS PER GAME

1.	Wilt Chamberlain (1957)	18.9
2.	Wilt Chamberlain (1958)	17.5
3.	Bill Bridges (1961)	14.1
4.	Bill Bridges (1960)	13.8
5.	Bill Bridges (1959)	13.7
6.	Clyde Lovellette (1952)	13.2
7.	Dave Robisch (1970)	12.1
8.	Thomas Robinson (2012)	11.9
9.	Wayne Hightower (1961)	11.6
10.	Drew Gooden (2002)	11.4
--	Dedric Lawson (2019)	10.3

DOUBLE-DOUBLES

1.	Thomas Robinson (2012)	27
2.	Drew Gooden (2002)	25
3.	Dedric Lawson (2019)	21
--	Cole Aldrich (2009)	21
--	Raef LaFrentz (1997)	21
6.	Raef LaFrentz (1998)	19
--	Dave Robisch (1970)	19
8.	Danny Manning (1987)	18
9.	Dave Robisch (1971)	17
10.	Wayne Simien (2005)	16
--	Nick Collison (2003)	16

ASSISTS

1.	Devonte' Graham (2018)	282
2.	Cedric Hunter (1986)	278
3.	Aaron Miles (2002)	252
4.	Ryan Robertson (1998)	248
5.	Aaron Miles (2003)	244
6.	Aaron Miles (2004)	242
7.	Jacque Vaughn (1995)	238
8.	Kirk Hinrich (2001)	229
9.	Jacque Vaughn (1996)	223
10.	Aaron Miles (2005)	216

STEALS

1.	Mario Chalmers (2008)	97
--	Mario Chalmers (2007)	97
3.	Darnell Valentine (1981)	92
4.	Aaron Miles (2003)	91
--	Darnell Valentine (1979)	91
6.	Mario Chalmers (2006)	89
7.	Alonzo Jamison (1992)	87
8.	3x (last Alonzo Jamison, 1991)	83

FIELD GOALS MADE

1.	Danny Manning (1988)	381
2.	Clyde Lovellette (1952)	352
3.	Danny Manning (1987)	347
4.	Paul Pierce (1998)	287
5.	Drew Gooden (2002)	285
6.	Nick Collison (2003)	281
7.	Danny Manning (1986)	279
8.	Bud Stallworth (1972)	277
9.	Wilt Chamberlain (1957)	275

FIELD GOALS ATTEMPTED

1.	Clyde Lovellette (1952)	742
2.	Danny Manning (1988)	653
3.	Bud Stallworth (1972)	620
4.	Wilt Chamberlain (1957)	588
5.	Drew Gooden (2002)	566
6.	Danny Manning (1987)	562
7.	Paul Pierce (1998)	559
8.	Clyde Lovellette (1951)	554
9.	Dave Robisch (1970)	526
10.	Sherron Collins (2009)	521

FIELD GOAL PCT. (MIN 175 ATT.)

1.	Udoka Azubuike (2018)	77.0
2.	Mark Randall (1989)	64.6
3.	Mark Randall (1991)	64.3
4.	Richard Scott (1992)	63.9
5.	Landen Lucas (2017)	63.1
6.	Darnell Jackson (2008)	62.6
7.	Sasha Kaun (2008)	61.9
8.	Danny Manning (1987)	61.7
9.	Freeman West (1989)	61.3
10.	Richard Scott (1993)	60.8

FREE THROWS MADE

1.	Wilt Chamberlain (1957)	250
2.	Wayne Hightower (1960)	193
3.	Frank Mason III (2017)	189
--	Dave Robisch (1970)	189
5.	Clyde Lovellette (1952)	182
6.	Wilt Chamberlain (1958)	177
7.	Andrew Wiggins (2014)	176
8.	Danny Manning (1988)	171
9.	Devonte' Graham (2018)	167
--	Wayne Simien (2004)	167

Dedric Lawson (2019)

160

FREE THROWS ATTEMPTED

1.	Wilt Chamberlain (1957)	399
2.	Wilt Chamberlain (1958)	292
3.	Wayne Hightower (1960)	285
4.	Walter Wesley (1966)	262
5.	Dave Robisch (1970)	254
6.	Clyde Lovellette (1952)	250
7.	Thomas Robinson (2012)	239
8.	Frank Mason III (2017)	238
9.	B. H. Born (1953)	234
10.	Danny Manning (1988)	233
--	Dave Robisch (1971)	233

FREE THROW PCT. (MIN. 75 ATT.)

1.	Steve Woodberry (1993)	87.9
2.	Rex Walters (1993)	87.3
3.	Ryan Robertson (1999)	87.1
4.	Al Kelley (1954)	86.2
5.	Calvin Thompson (1984)	85.9
6.	Sherron Collins (2010)	85.5
7.	Kirk Hinrich (2001)	84.3
--	Ron Kellogg (1986)	84.3
--	Ron Kellogg (1985)	84.3

Dedric Lawson (2019)

80.8

Devon Dotson (2019)

78.6

3-POINT FIELD GOALS MADE

1.	Svi Mykhailiuk (2018)	115
2.	Terry Brown (1991)	111
3.	Devonte' Graham (2018)	110
--	Jeff Boschee (2002)	110
5.	Billy Thomas (1998)	105
6.	Devonte' Graham (2017)	94
7.	Kirk Hinrich (2003)	89
--	Terry Brown (1990)	89
9.	Malik Newman (2018)	85
10.	Rex Walters (1993)	83

Lagerald Vick (2019)

66

3-POINT FIELD GOALS ATTEMPTED

1.	Terry Brown (1991)	277
2.	Devonte' Graham (2018)	271
3.	Billy Thomas (1998)	262
4.	Svi Mykhailiuk (2018)	259
5.	Devonte' Graham (2017)	242
6.	Jeff Boschee (2002)	237
7.	Jeff Boschee (1999)	222
8.	Kirk Hinrich (2003)	219
9.	Terry Brown (1990)	208
10.	Malik Newman (2018)	205
--	Sherron Collins (2009)	205

Quentin Grimes (2019)

153

3-PT FIELD GOAL PCT. (MIN. 80 ATT)

1.	Kirk Hinrich (2001)	50.5
2.	Aaron Miles (2005)	50.0
3.	Jeff Guelddner (1990)	48.6
4.	Kirk Hinrich (2002)	47.8
5.	Tyrel Reed (2010)	47.3
6.	Brandon Rush (2006)	47.2
7.	Frank Mason III (2017)	47.1
8.	Mario Chalmers (2008)	46.8
9.	Jeff Boschee (2002)	46.4

Lagerald Vick (2019)

45.5

MINUTES PLAYED

1.	Devonte' Graham (2018)	1,435
2.	Danny Manning (1988)	1,336
3.	Tyshawn Taylor (2012)	1,303
4.	Frank Mason III (2017)	1,301
5.	Frank Mason III (2016)	1,272
6.	Devonte' Graham (2017)	1,269
7.	Danny Manning (1986)	1,256
8.	Elijah Johnson (2012)	1,254
9.	Travis Releford (2013)	1,252
10.	Danny Manning (1987)	1,249

MINUTES PER GAME

1.	Tony Guy (1982)	39.4
2.	David Magley (1982)	39.0
3.	Clinton Johnson (1976)	38.2
4.	Wilmore Fowler (1979)	37.9
5.	Devonte' Graham (2018)	37.8
6.	Darnell Valentine (1981)	37.1
7.	John Douglas (1977)	36.4
8.	Carl Henry (1983)	36.2
--	Tony Guy (1981)	36.2
10.	Frank Mason III (2017)	36.1

SINGLE SEASON TEAM RECORDS

POINTS PER GAME

YEAR	PTS	GMS	AVG	
1.	1989-90	3223	35	92.1
2.	2001-02	3365	37	90.9
3.	1988-89	2758	31	89.0
4.	1996-97	3058	36	84.9
5.	1997-98	3300	39	84.6
--	2018-19	2650	35	75.7

FIELD GOAL PCT.

YEAR	FGs	FGAs	FG%	
1.	1985-86	1260	2266	55.6
2.	1984-95	1019	1898	53.7
3.	1989-90	1204	2258	53.3
4.	1988-89	1024	1925	53.2
5.	1983-84	924	1769	52.2
--	2018-19	962	2069	46.5

3-POINT FIELD GOALS MADE

YEAR	3FGs	
1.	2017-18	391
2.	2016-17	318
3.	2015-16	304
4.	2010-11	271
--	2007-08	271
--	2018-19	254

3-POINT FIELD GOAL ATTEMPTS

YEAR	3FGAs	
1.	2017-18	974
2.	2016-17	787
3.	2015-16	728
4.	2018-19	724
5.	2010-11	710

3-PT FIELD GOAL PCT.

YEAR	3FGs	3FGAs	3FG%	
1.	1989-90	230	531	43.3
2.	2015-16	304	728	41.8
3.	2001-02	224	536	41.8
4.	1988-89	143	344	41.6
5.	1992-93	215	527	40.8
--	2018-19	254	724	35.1

ASSISTS PER GAME

YEAR	AST	GMS	AVG	
1.	1989-90	763	35	21.8
2.	1985-86	814	39	20.9
3.	2001-02	767	37	20.7
4.	1988-89	620	31	20.0
5.	2000-01	641	33	19.4
--	1984-85	660	34	19.4
--	2018-19	465	35	13.3

STEALS PER GAME

YEAR	STL	GMS	AVG	
1.	2002-03	373	38	9.82
2.	2005-06	323	33	9.79
3.	1996-97	351	36	9.75
4.	2001-02	357	37	9.65
5.	1990-91	325	35	9.29
--	2018-19	239	35	6.8

OPPONENT FIELD GOAL PCT.

(since 1985-86 [shot clock era])

YEAR	OPP. FG%	
1.	2012-13	36.1
2.	2005-06	37.0
3.	2006-07	37.6
4.	2000-02	37.8
--	1994-95	37.8
--	2018-19	40.5

OPPONENT 3-POINT FG PCT.

YEAR	OPP. 3FG%	
1.	2010-11	29.8
2.	2012-13	30.3
3.	1998-99	30.5
4.	1991-92	30.5
5.	1997-98	31.4
--	2018-19	33.2

KANSAS FRESHMEN RECORDS - SINGLE SEASON

POINTS

1. Andrew Wiggins (2014).....	597
2. Ben McLemore (2013).....	589
3. Josh Jackson (2017).....	572
4. Danny Manning (1985).....	496
5. Xavier Henry (2010).....	483
6. Brandon Rush (2006).....	444
7. Devon Dotson (2019).....	429
8. Kerry Boagni (1983).....	408
9. Paul Pierce (1996).....	404
10. Darnell Valentine (1978).....	392
11. Mario Chalmers (2006).....	379
12. J.R. Giddens (2004).....	374
13. Darrell Arthur (2007).....	361
Jeff Boschee (1999).....	361
15. Nick Collison (2000).....	357

POINTS PER GAME

1. Andrew Wiggins (2014).....	17.1
2. Josh Jackson (2017).....	16.3
3. Ben McLemore (2013).....	15.9
4. Danny Manning (1985).....	14.6
5. Kerry Boagni (1983).....	14.1
6. Brandon Rush (2006).....	13.5
Darnell Valentine (1978).....	13.5
8. Xavier Henry (2010).....	13.4
9. Devon Dotson (2019).....	12.3
10. Paul Pierce (1996).....	11.9
11. Ricky Ross (1980).....	11.7

REBOUNDS

1. Josh Jackson (2017).....	258
Danny Manning (1985).....	258
3. Drew Gooden (2000).....	248
4. Nick Collison (2000).....	234
5. Raef LaFrentz (1995).....	231
6. Joel Embiid (2014).....	227
7. Norm Cook (1974).....	196
8. Brandon Rush (2006).....	195
9. Ben McLemore (2013).....	192
10. Eric Chenowith (1998).....	191

REBOUNDS PER GAME

1. Joel Embiid (2014).....	8.1
2. Danny Manning (1985).....	7.6
3. Drew Gooden (2000).....	7.5
Raef LaFrentz (1995).....	7.5
5. Josh Jackson (2017).....	7.4
6. Nick Collison (2000).....	6.9
7. Norm Cook (1974).....	6.5
8. Paul Mokeski (1976).....	6.4
9. Brandon Rush (2006).....	5.9
10. Cliff Alexander (2015).....	5.3
Wayne Simien (2002).....	5.3
Paul Pierce (1996).....	5.3

ASSISTS

1. Aaron Miles (2002).....	252
2. Jacque Vaughn (1994).....	181
3. Mark Turgeon (1984).....	138
4. Darnell Valentine (1978).....	130
5. Mario Chalmers (2006).....	127
6. Devon Dotson (2019).....	124
7. Kirk Hinrich (2000).....	123
8. Jeff Boschee (1999).....	121
9. Sherron Collins (2007).....	112
10. Adonis Jordan (1990).....	109

BLOCKS

1. Joel Embiid (2014).....	72
2. Eric Chenowith (1998).....	62
3. Darrell Arthur (2007).....	54
4. David Padgett (2004).....	43
5. Julian Wright (2006).....	42
6. Josh Jackson (2017).....	37
Cliff Alexander (2015).....	37
7. Cole Aldrich (2008).....	34
Greg Ostertag (1992).....	34
Danny Manning (1985).....	34
10. Nick Collison (2000).....	32

STEALS

1. Mario Chalmers (2006).....	89
2. Darnell Valentine (1978).....	80
3. Aaron Miles (2002).....	60
4. Josh Jackson (2017).....	59
5. Danny Manning (1985).....	58
6. Xavier Henry (2010).....	54
7. Devon Dotson (2019).....	47
8. Paul Pierce (1996).....	44
9. Kelly Oubre Jr. (2015).....	41
Andrew Wiggins (2014).....	41

FIELD GOALS MADE

1. Josh Jackson (2017).....	220
2. Danny Manning (1985).....	209
3. Ben McLemore (2013).....	198
4. Andrew Wiggins (2014).....	189
5. Kerry Boagni (1983).....	171
6. Brandon Rush (2006).....	170
7. Xavier Henry (2010).....	162
8. Darrell Arthur (2007).....	149
9. Nick Collison (2000).....	145
10. Norm Cook (1974).....	144
--	--
Devon Dotson (2019).....	142

FIELD GOALS ATTEMPTED

1. Josh Jackson (2017).....	429
2. Andrew Wiggins (2014).....	422
3. Ben McLemore (2013).....	400
4. Danny Manning (1985).....	369
5. Brandon Rush (2006).....	359
6. Xavier Henry (2010).....	354
Kerry Boagni (1983).....	354
8. Paul Pierce (1996).....	341
Jeff Boschee (1999).....	322
10. Ricky Ross (1980).....	320
--	--
Devon Dotson (2019).....	296

FIELD GOAL PCT.

1. Joel Embiid (2014).....	62.6
2. Jeff Guedner (1987).....	59.5
3. Cheick Diallo (2016).....	56.9
Travis Releford (2009).....	56.9
5. Cliff Alexander (2015).....	56.6
Danny Manning (1985).....	56.6
7. Julian Wright (2006).....	56.4
8. Richard Scott (1991).....	56.3
9. Carlton Bragg Jr. (2016).....	56.1
10. Lagerald Vick (2016).....	56.0

FREE THROWS MADE

1. Andrew Wiggins (2014).....	176
2. Ben McLemore (2013).....	120
3. Devon Dotson (2019).....	114
4. Josh Jackson (2017).....	98
5. Joel Embiid (2014).....	98
6. Xavier Henry (2010).....	90
7. Mario Chalmers (2006).....	89
8. Paul Pierce (1996).....	83
9. Kelly Oubre Jr. (2015).....	79
Keith Langford (2002).....	79

FREE THROWS ATTEMPTED

1. Andrew Wiggins (2014).....	227
2. Josh Jackson (2017).....	173
3. Devon Dotson (2019).....	145
4. Joel Embiid (2014).....	143
Darnell Valentine (1978).....	143
6. Ben McLemore (2013).....	138
7. Paul Pierce (1996).....	137
8. Xavier Henry (2010).....	115
9. Mario Chalmers (2006).....	113
Keith Langford (2002).....	113

FREE THROW PCT. (MIN. 75 ATT.)

1. Ben McLemore (2013).....	87.0
2. Greg Gurley (1992).....	80.0
Aaron Miles (2002).....	79.3
4. Calvin Thompson (1983).....	78.9
5. Mario Chalmers (2006).....	78.8
6. Devon Dotson (2019).....	78.6
7. Steve Woodberry (1991).....	78.4
8. Xavier Henry (2010).....	78.3
9. Andrew Wiggins (2014).....	77.5
10. Ryan Robertson (1996).....	77.0
11. Sherron Collins (2007).....	76.6

3-POINT FIELD GOALS MADE

1. Jeff Boschee (1999).....	79
2. J.R. Giddens (2004).....	74
3. Ben McLemore (2013).....	73
4. Xavier Henry (2010).....	69
5. Quentin Grimes (2019).....	52
6. Brandon Rush (2006).....	50
7. Billy Thomas (1995).....	49
8. Mario Chalmers (2006).....	48
9. Sherron Collins (2007).....	47
10. Andrew Wiggins (2014).....	43

3-POINT FIELD GOALS ATTEMPTED

1. Jeff Boschee (1999).....	222
2. J.R. Giddens (2004).....	182
3. Ben McLemore (2013).....	174
4. Xavier Henry (2010).....	165
5. Quentin Grimes (2019).....	153
6. Wayne Selden Jr. (2014).....	128
Mario Chalmers (2006).....	128
8. Andrew Wiggins (2014).....	126
Billy Thomas (1995).....	126
10. Sherron Collins (2007).....	116

3-PT FIELD GOAL PCT. (MIN. 80 ATT)

1. Jeff Guedner (1987).....	57.1
2. Brandon Rush (2006).....	47.2
3. Steve Woodberry (1991).....	45.5
4. Ryan Robertson (1996).....	45.2
5. Ben McLemore (2013).....	42.0
6. Xavier Henry (2010).....	41.8
7. Patrick Richey (1991).....	41.5
8. Kevin Pritchard (1987).....	40.9
9. J.R. Giddens (2004).....	40.7
10. Sherron Collins (2007).....	40.5

MINUTES PLAYED

1. Ben McLemore (2013).....	1,191
2. Andrew Wiggins (2014).....	1,148
3. Devon Dotson (2019).....	1,134
4. Danny Manning (1985).....	1,120
5. Josh Jackson (2017).....	1,077
6. Brandon Rush (2006).....	1,047
7. Wayne Selden Jr. (2014).....	1,022
8. Aaron Miles (2002).....	1,017
9. Xavier Henry (2010).....	990
10. Jeff Boschee (1999).....	969

GAMES PLAYED

1. Marcus Garrett (2018).....	39
Eric Chenowith (1998).....	39
Kenny Gregory (1998).....	39
4. Sherron Collins (2007).....	38
5. Ben McLemore (2013).....	37
Perry Ellis (2013).....	37
Keith Langford (2002).....	37
Aaron Miles (2002).....	37

GAMES STARTED

1. Ben McLemore (2013).....	37
2. Wayne Selden Jr. (2014).....	35
Andrew Wiggins (2014).....	35
4. Xavier Henry (2010).....	36
Aaron Miles (2002).....	36
6. Devon Dotson (2019).....	35
Quentin Grimes (2019).....	35
Josh Jackson (2017).....	35
Jacque Vaughn (1994).....	35

SINGLE GAME FRESHMEN RECORDS SINCE 1988-89

POINTS SCORED

Pts	Player	Opponent	Date
41	Andrew Wiggins	at West Virginia	3-8-14
36	Ben McLemore	vs. West Virginia	3-2-13
33	Ben McLemore	vs. Iowa State	1-9-13
31	Josh Jackson	at Texas Tech	2-11-17
30	Andrew Wiggins	vs. Oklahoma St.	3-13-14

REBOUNDS

Rbs	Player	Opponent	Date
20	Eric Chenowith	at Texas A&M	1-14-98
19	Andrew Wiggins	at Iowa State	1-13-14
16	Raef LaFrentz	at Missouri	1-9-95
15	Markieff Morris	vs. UMKC	11-16-08
14	Nick Collison	vs. Colorado	1-24-00

ASSISTS

Ass	Player	Opponent	Date
15	Aaron Miles	vs. Texas Tech	3-9-02
13	Aaron Miles	at Texas	2-11-02
12	Aaron Miles	vs. Nebraska	1-9-02
11	Five Times		

(last by Tyshawn Taylor vs. Jackson St, 12-6-08)

STEALS

Stl	Player	Opponent	Date
7	Xavier Henry	vs. Baylor	1-25-10
6	Mario Chalmers	at Iowa State	1-28-06
5	Josh Jackson	vs. West Virginia	2-13-17
4	Marcus Garrett	South Dakota State	11-17-17

BLOCKS

Blk	Player	Opponent	Date
8	Joel Embiid	vs. Oklahoma State	1-18-14
7	Joel Embiid	vs. UTEP	11-30-13
6	Joel Embiid	vs. Texas	2-22-14
5	Josh Jackson	vs. Nebraska	12-10-16
4	Cliff Alexander	at Texas Tech	2-10-15

THE LAST TIME...

A TEAM SCORED 100+ POINTS IN A GAME		
KU	104 (W, 104-74)	vs. Oklahoma, 2-19-18
Opp.	103 (L, 99-103)	by Indiana, 11-11-16
A TEAM SCORED 50 OR FEWER POINTS IN A GAME		
KU	40 (L, 40-72)	vs. Kentucky, 11-18-14
Opp.	49 (W, 64-49)	by Kansas State, 2-25-19
A TEAM SCORED 90+ POINTS IN ALLEN FIELDHOUSE		
KU	90 (W, 90-84 [ot])	vs. Stanford, 12-1-18
Opp.	95 (L, 85-95)	by Arizona State, 12-10-17
A TEAM SCORED 60 OR FEWER POINTS IN ALLEN FIELDHOUSE		
KU	57 (L, 57-61)	vs. San Diego State, 1-5-14
Opp.	49 (W, 64-49)	by Kansas State, 2-25-19
A TEAM SCORED 90 POINTS IN A LOSS		
KU	99 (99-103 OT)	vs. Indiana, 11-11-16
Opp.	106 (L, 106-109 3OT)	by Oklahoma, 1-4-16
A TEAM SCORED 60 OR FEWER POINTS IN A VICTORY		
KU	56 (W, 56-55)	at Baylor, 1-7-15
Opp.	60 (L, 57-60)	by Stanford, 3-23-14
A TEAM HAD 5+ PLAYERS SCORE IN DOUBLE FIGURES		
KU	K.J. Lawson (15), Dotson (15), D. Lawson (14), Agbaji (10), McCormack (10)	vs. West Virginia, 2-16-19
Opp.	Coleman (16), Roach (13), Febres (12), Osetkowski (11), Ramey (10)	by Texas, 1-14-19
A TEAM WON A GAME BY 25+ POINTS		
KU	+34 (87-53)	vs. Northeastern, 3-21-19
Opp.	+29 (62-91)	by Texas Tech, 2-23-19
A TEAM WON A GAME BY 50+ POINTS		
KU	+51 (123-72)	vs. Chaminade, 11-23-15
Opp.		Never
A TEAM WON AN OVERTIME GAME (SINGLE-OVERTIME)		
KU	82-77	at TCU, 2-11-19
Opp.	92-89	by Iowa State, 2-4-17
A TEAM WON A DOUBLE-OVERTIME GAME		
KU	68-68	at Oklahoma State, 2-20-13
Opp.	80-79	by Texas Tech, 2-14-05
A TEAM WON A TRIPLE-OVERTIME GAME		
KU	109-106	vs. Oklahoma, 1-4-16
Opp.	76-73	by Oklahoma State, 2-4-81
A TEAM SHOT 60% FG IN A GAME		
KU	60.3% (35-58)	vs. Texas, 2-26-18
Opp.	60.7% (34-56)	by Texas Tech, 2-23-19
A TEAM SHOT 30% OR WORSE FG IN A GAME		
KU	19.6%	vs. Kentucky, 11-18-14
Opp.	28.1% (16-57)	by Northeastern, 3-21-19
A TEAM MADE 12+ 3-POINT FG IN A GAME		
KU	13	vs. Texas Tech, 2-2-19
Opp.	16	by Texas Tech, 2-23-19
A TEAM DID NOT MAKE A 3-POINT FG IN A GAME		
KU	0-8	vs. TCU, 3-12-15
Opp.	0-9	by Stanford, 3-23-14
A TEAM SHOT 60% 3-POINT FG IN A GAME (min. 10)		
KU	63.2 (12-19)	vs. Vermont, 11-12-18
Opp.	61.5% (16-26)	by Texas Tech, 2-22-19
A TEAM MADE 30+ FREE THROWS IN A GAME		
KU	33	vs. West Virginia, 2-13-17
Opp.	30	by Stanford, 12-3-16
A TEAM MADE 5 OR FEWER FREE THROWS IN A GAME		
KU	4	vs. West Virginia, 3-10-18
Opp.	2	by Oklahoma State, 3-2-19

A TEAM ATTEMPTED 40+ FREE THROWS IN A GAME		
KU	44	vs. West Virginia, 2-13-17
Opp.	47	by West Virginia, 1-12-16
A TEAM SHOT 90% OR BETTER FREE THROWS IN A GAME		
KU	91.7 (11-12)	vs. Northeastern, 3-21-19
Opp.	100.0 (5-5)	by Kansas State, 2-25-19
A TEAM SHOT 40% OR WORSE FREE THROWS IN A GAME		
KU	30.0% (3-10)	vs. Texas, 2-26-18
Opp.	40.0% (2-5)	by Oklahoma State, 3-2-19
A TEAM HAD 25+ OFFENSIVE REBOUNDS IN A GAME		
KU	28	vs. Fort Hays State, 12-10-03
Opp.	26	by Baylor, 1-12-19
A TEAM HAD 5 OR FEWER OFFENSIVE REBOUNDS IN A GAME		
KU	5	at Texas Tech, 2-23-19
Opp.	3	by Oklahoma, 3-5-19
A TEAM HAD 30+ DEFENSIVE REBOUNDS IN A GAME		
KU	35	vs. Northeastern, 3-21-19
Opp.	32	by TCU, 2-11-19
A TEAM HAD 40+ DEFENSIVE REBOUNDS IN A GAME		
KU	43	vs. Oklahoma, 1-4-16
Opp.	41	by Oklahoma, 1-4-16
A TEAM HAD 50+ TOTAL REBOUNDS IN A GAME		
KU	51	vs. Texas Southern, 11-21-17
Opp.	50	by Indiana, 11-11-16
A TEAM HAD 60+ TOTAL REBOUNDS IN A GAME		
KU	60	vs. Oklahoma, 1-4-16
Opp.		Never
A TEAM HAD 25 OR FEWER TOTAL REBOUNDS IN A GAME		
KU	23	at Texas Tech, 2-23-19
Opp.	25	by Oklahoma, 2-19-18
A TEAM OUT-REBOUNDED ITS OPPONENT BY 15+		
KU	+18 (45-27)	vs. Northeastern, 3-21-19
Opp.	+19 (49-30)	by Baylor, 1-12-19
A TEAM OUT-REBOUNDED ITS OPPONENT BY 20+		
KU	+23 (49-26)	vs. Omaha, 12-18-17
Opp.		Never
A TEAM OUT-REBOUNDED ITS OPPONENT BY 30+		
KU	+30 (61-31)	vs. Alcorn State, 12-2-09
Opp.		Never
3+ PLAYERS WITH 10+ REBOUNDS IN A GAME		
KU	Ochai Agbaji (11), Devon Dotson (10), Detric Lawson (10)	at TCU, 2-11-19
Opp.	P.J. Washington (13), Reid Travis (12), Keldon Johnson (10)	of Kentucky, 1-26-19
2 PLAYERS WITH A DOUBLE-DOUBLE IN SAME GAME		
KU	O. Agbaji (20p, 11r), D. Dotson (25p, 10r), D. Lawson (14p, 10r)	at TCU, 2-11-19
Opp.	P. Washington (20p, 13r), R. Travis (18p, 12r) & K. Johnson (15p, 10r)	of Kentucky, 1-26-19
3 PLAYERS WITH A DOUBLE-DOUBLE IN SAME GAME		
KU	O. Agbaji (20p, 11r), D. Dotson (25p, 10r), D. Lawson (14p, 10r)	at TCU, 2-11-19
Opp.	P. Washington (20p, 13r), R. Travis (18p, 12r) & K. Johnson (15p, 10r)	of Kentucky, 1-26-19
A PLAYER WITH A TRIPLE-DOUBLE IN A GAME		
KU	Jeff Withey (16 pts, 12 reb, 12 blk)	vs. San Jose State, 11-26-12
Opp.	Denzel Valentine (29 pts, 12 reb, 12 ast)	of Michigan State, 11-17-15
A TEAM HAD 25+ ASSISTS IN A GAME		
KU	25	vs. Eastern Michigan, 12-29-18
Opp.	26	by Oklahoma, 1-10-94
A TEAM HAD 7 OR FEWER ASSISTS IN A GAME		
KU	6	at West Virginia, 1-19-19
Opp.	7	by Northeastern, 3-21-19

THE LAST TIME...

A TEAM HAD 15+ STEALS IN A GAME

KU	15	vs. Towson, 11-11-11
Opp.	22	by West Virginia, 1-16-16

A TEAM DID NOT HAVE A STEAL IN A GAME

KU		vs. Syracuse, 3-18-01
Opp.		Oakland, 11-25-09

A TEAM HAD 10+ BLOCKED SHOTS IN A GAME

KU	11	at Baylor, 1-12-19
Opp.	10	by Kentucky, 11-14-17

A TEAM DID NOT BLOCK A SHOT IN A GAME

KU		vs. Stanford, 12-1-18
Opp.		by Oklahoma, 3-5-19

A TEAM COMMITTED 30+ FOULS IN A GAME

KU	32	vs. Indiana, 11-11-16
Opp.	31	by West Virginia, 2-13-17

A TEAM COMMITTED 10 OR FEWER FOULS IN A GAME

KU	8	vs. Kansas State, 2-25-19
Opp.	10	by Omaha, 12-18-17

A TEAM HAD TWO PLAYERS DISQUALIFIED (FOUL OUT)

KU	Quentin Grimes / Dedric Lawson / Mitch Lightfoot	at TCU, 2-11-19
Opp.	Talen Horton-Tucker / Tyrese Haliburton	of Iowa State, 1-21-19

A TEAM HAD THREE PLAYERS DISQUALIFIED (FOUL OUT)

KU	Quentin Grimes / Dedric Lawson / Mitch Lightfoot	at TCU, 2-11-19
Opp.	Poythress / Willis / Lee / Labissiere	of Kentucky, 1-30-16

A TEAM HAD FOUR PLAYERS DISQUALIFIED (FOUL OUT)

KU	Frank Mason III / Devonte' Graham / Carlton Bragg Jr. / Landen Lucas	vs. Indiana, 11-11-16
Opp.		Never

A TEAM SCORED 50+ POINTS IN A HALF

KU	50, 2nd half	vs. Northeastern, 3-21-19
Opp.	51, 2nd half	by Michigan State, 11-6-18

A TEAM SCORED 60+ POINTS IN A HALF

KU	66, 1st half	vs. Texas Southern, 11-21-17
Opp.	60, 2nd half	by Texas Tech, 2-13-99

A TEAM HAD 20 OR FEWER POINTS IN A HALF

KU	20, 1st half	at Texas Tech, 2-23-19
Opp.	16, 1st half	by West Virginia, 2-16-19

A TEAM SHOT 70% OR BETTER FG IN A HALF

KU	70.4 (19-27), 2nd half	vs. Northeastern, 3-21-19
Opp.	75.0, 1st half	by Baylor, 1-25-93

A TEAM SHOT 20% OR WORSE FG IN A HALF

KU	13.6%, 1st half	at TCU, 2-6-13
Opp.	19.4%, 2nd half	by Wofford, 12-4-18

A TEAM MADE 7+ 3-POINTERS IN A HALF

KU	9, 1st half	vs. Texas Tech, 2-2-19
Opp.	7, 1st half	by Oklahoma, 3-5-19

A TEAM MADE DID NOT MAKE A 3-POINTER IN A HALF

KU	0-9, 1st half	vs. Iowa State, 3-16-19
Opp.	0-8, 1st half	by Kentucky, 1-26-19

A TEAM DID NOT MAKE A FREE THROW IN A HALF

KU	1st half (0-2)	at Texas Tech, 2-23-19
Opp.	1st half (0-0)	by Texas, 1-14-19

A TEAM DID NOT ATTEMPT A FREE THROW IN A HALF

KU	1st half	vs. Kansas State, 3-9-18
Opp.	1st half	by Oklahoma State, 3-2-19

A TEAM HAD 30+ REBOUNDS IN A HALF

KU	32, 2nd half	vs. UMKC, 12-6-16
Opp.	31, 2nd half	by Baylor, 1-12-19

A TEAM HAD 15+ ASSISTS IN A HALF

KU	16, 2nd half	vs. South Dakota, 12-18-18
Opp.	15, 1st half	by North Carolina, 3-25-12

A TEAM DID NOT HAVE A TURNOVER IN A HALF

KU	1st half	vs. Texas, 1-14-19
Opp.	2nd half	vs. Kansas State, 1-13-18

A TEAM HAD 10+ STEALS IN A HALF

KU	10, 1st half	vs. Texas, 1-21-17
Opp.	11, 2nd half	by Long Beach State, 12-6-11

A TEAM HAD 7+ BLOCKED SHOTS IN A HALF

KU	7, 1st half	at Baylor, 1-12-19
Opp.	7, 1st half and 2nd half	by Texas, 2-28-15

A PLAYER SCORED 30+ POINTS IN A GAME

KU	31 by Dedric Lawson	vs. TCU, 1-9-19
Opp.	31 by Jared Butler	of Baylor, 3-9-19

A PLAYER SCORED 40+ POINTS IN A GAME

KU	41 by Andrew Wiggins	at West Virginia, 3-8-14
Opp.	46 by Buddy Hield	of Oklahoma, 1-4-16

A PLAYER SHOT 80% OR BETTER FG IN A GAME (MIN. 10 ATT.)

KU	80.0 (8-10) by Ochai Agbaji	at Texas, 1-29-19
Opp.	90.9 (10-11) by Eric Paschall	of Villanova, 3-31-18

A PLAYER MADE 7+ 3-POINTERS IN A GAME

KU	7 by Lagerald Vick	vs. Louisiana, 11-16-18
Opp.	7 by Deonte Burton	of Iowa State, 2-4-17

A PLAYER SHOT 100% 3-POINT FG (MIN. 5 ATT.)

KU	8-8 by Lagerald Vick	vs. Vermont, 11-12-18
Opp.	5-5 by Marial Shayok	of Iowa State, 1-5-19

A PLAYER MADE 12+ FREE THROWS IN A GAME

KU	13 (13-13) by Devonte' Graham	vs. Texas Tech, 1-2-18
Opp.	19 (19-22) by Reid Travis	of Stanford, 12-3-16

A PLAYER SHOT 100% FREE THROWS IN A GAME (MIN. 10 ATT.)

KU	13-13 by Devonte' Graham	vs. Texas Tech, 1-2-18
Opp.	12-12 by Taurean Prince	of Baylor, 1-2-16

A PLAYER HAD 8+ OFFENSIVE REBOUNDS IN A GAME

KU	9 by Jeff Withey	vs. Baylor, 1-16-12
Opp.	8 by Mark Vital	of Baylor, 1-12-19

A PLAYER HAD 12+ DEFENSIVE REBOUNDS IN A GAME

KU	12 by Dedric Lawson	at Arizona State, 12-22-18
Opp.	12 by Christian James	of Oklahoma, 1-2-19

A PLAYER HAD 15+ TOTAL REBOUNDS IN A GAME

KU	15 by Marcus Garrett	vs. Iowa State, 3-16-19
Opp.	23 by Angel Delgado	of Seton Hall, 3-17-18

A PLAYER HAD 10+ ASSISTS IN A GAME

KU	10 by Quentin Grimes	vs. Vermont, 11-12-18
Opp.	11 by Cassius Winston	of Michigan State, 11-6-18

A PLAYER HAD 7+ TURNOVERS IN A GAME

KU	7 by Devon Dotson	at West Virginia, 1-19-19
Opp.	7 by Mark Vital	of Baylor, 2-10-18

A PLAYER HAD 7+ BLOCKED SHOTS IN A GAME

KU	8 by Joel Embiid	vs. Oklahoma State, 1-18-14
Opp.	8 by Mohamed Bamba	of Texas, 12-29-17

A PLAYER HAD 7+ STEALS IN A GAME

KU	7 by Xavier Henry	vs. Baylor, 1-20-10
Opp.	7 by Terry Black	of Baylor, 2-26-00

A PLAYER PLAYED ALL 40 MINUTES IN REGULATION

KU	Devon Dotson	at TCU, 2-11-19
Opp.	Grayson Allen	of Duke, 3-25-18

2018-19 OVERALL STATS

Overall record: 26-9 Conf: 12-6 Home: 17-0 Away: 3-8 Neutral: 6-1

#	Player	gp-gs	min	avg	Total		3-Point		F-Throw		Rebounds				pf	dq	a	to	blk	stl	pts	avg
					fg-fga	fg%	3fg-fga	3fg%	ft-fga	ft%	off	def	tot	avg								
01	Lawson, Dedric	35-35	1138	32.5	241-491	.491	33-86	.384	160-198	.808	107	254	361	10.3	91	3	58	80	37	45	675	19.3
24	Vick, Lagerald	23-20	759	33.0	118-248	.476	66-145	.455	23-30	.767	11	80	91	4.0	30	0	43	58	5	27	325	14.1
35	Azubuike, Udoka	9-9	184	20.4	55-78	.705	0-0	.000	11-32	.344	20	41	61	6.8	26	1	5	18	14	4	121	13.4
11	Dotson, Devon	35-35	1134	32.4	142-296	.480	31-86	.360	114-145	.786	21	107	128	3.7	86	3	124	79	5	47	429	12.3
30	Agbaji, Ochai	21-15	544	25.9	69-151	.457	23-73	.315	25-36	.694	21	79	100	4.8	43	1	20	30	12	10	186	8.9
05	Grimes, Quentin	35-35	954	27.3	101-265	.381	52-153	.340	32-54	.593	16	71	87	2.5	82	2	70	65	6	22	286	8.2
00	Garrett, Marcus	29-13	816	28.1	78-186	.419	12-49	.245	43-74	.581	29	93	122	4.2	52	0	57	35	10	43	211	7.3
33	McCormack, David	33-12	342	10.4	50-82	.610	0-0	.000	20-34	.588	40	58	98	3.0	38	0	11	25	13	7	120	3.6
13	Lawson, K.J.	34-0	333	9.8	39-84	.464	13-42	.310	16-22	.727	18	48	66	1.9	45	0	18	21	1	7	107	3.1
02	Moore, Charlie	34-1	451	13.3	36-123	.293	20-74	.270	10-14	.714	7	25	32	0.9	36	0	41	30	2	21	102	3.0
44	Lightfoot, Mitch	33-0	390	11.8	31-57	.544	2-10	.200	18-34	.529	33	63	96	2.9	59	2	14	18	33	6	82	2.5
12	Teahan, Chris	11-0	19	1.7	2-5	.400	2-5	.400	0-0	.000	0	1	1	0.1	2	0	1	2	0	0	6	0.5
20	Luinstra, Garrett	10-0	11	1.1	0-3	.000	0-1	.000	0-0	.000	1	0	1	0.1	3	0	3	1	0	0	0	0.0
Team											39	56	95		1		5					
Total.....		35	7075		962-2069	.465	254-724	.351	472-673	.701	363	976	1339	38.3	594	12	465	467	138	239	2650	75.7
Opponents.....		35	7075		866-2140	.405	296-891	.332	408-597	.683	381	854	1235	35.3	599	-	456	459	120	228	2436	69.6

TEAM STATISTICS	KU	OPP	Date	Opponent	Score	Att.		
SCORING	2650	2436	! 11/06/18	vs Michigan St.	w 92-87	18907		
Points per game	75.7	69.6	~ 11/12/18	VERMONT	w 84-68	16300		
Scoring margin	+6.1	-	11/16/18	LOUISIANA	w 89-76	16300		
FIELD GOALS-ATT	962-2069	866-2140	# 11/21/18	vs Marquette	w 77-68	4981		
Field goal pct	.465	.405	# 11/23/18	vs Tennessee	Wot 87-81	5491		
3 POINT FG-ATT	254-724	296-891	12/01/18	STANFORD	Wot 90-84	16300		
3-point FG pct	.351	.332	12/04/18	WOFFORD	w 72-47	16300		
3-pt FG made per game	7.3	8.5	% 12/08/18	NEW MEXICO STATE	w 63-60	15210		
FREE THROWS-ATT	472-673	408-597	12/15/18	VILLANOVA	w 74-71	16300		
Free throw pct	.701	.683	12/18/18	SOUTH DAKOTA	w 89-53	16300		
F-Throws made per game	13.5	11.7	12/22/18	at Arizona State	L 76-80	14592		
REBOUNDS	1339	1235	12/29/18	EASTERN MICHIGAN	w 87-63	16300		
Rebounds per game	38.3	35.3	* 01/02/19	OKLAHOMA	w 70-63	16300		
Rebounding margin	+3.0	-	* 01/05/19	at Iowa State	L 60-77	14384		
ASSISTS	465	456	* 01/09/19	TCU	w 77-68	16300		
Assists per game	13.3	13.0	* 01/12/19	at Baylor	w 73-68	9091		
TURNOVERS	467	459	* 01/14/19	TEXAS	w 80-78	16300		
Turnovers per game	13.3	13.1	* 01/19/19	at West Virginia	L 64-65	12657		
Turnover margin	-0.2	-	* 01/21/19	IOWA STATE	w 80-76	16300		
Assist/turnover ratio	1.0	1.0	01/26/19	at Kentucky	L 63-71	24387		
STEALS	239	228	* 01/29/19	at Texas	L 63-73	11934		
Steals per game	6.8	6.5	* 02/02/19	TEXAS TECH	w 79-63	16300		
BLOCKS	138	120	* 02/05/19	at Kansas State	L 67-74	12528		
Blocks per game	3.9	3.4	* 02/09/19	OKLAHOMA STATE	w 84-72	16300		
ATTENDANCE	276010	244215	* 02/11/19	at TCU	Wot 82-77	7356		
Home games-Avg/Game	17-16236	11-12836	* 02/16/19	WEST VIRGINIA	w 78-53	16300		
Neutral site-Avg/Game	-	7-14716	* 02/23/19	at Texas Tech	L 62-91	15098		
Score by Periods	1st	2nd	OT	Totals	* 02/25/19	KANSAS STATE	w 64-49	16300
Kansas	1220	1384	46	2650	* 03/02/19	at Oklahoma State	w 72-67	9335
Opponents	1124	1283	29	2436	* 03/05/19	at Oklahoma	L 68-81	9839
					* 03/09/19	BAYLOR	w 78-70	16300
					03/14/19	vs Texas	w 65-57	18927
					03/15/19	vs West Virginia	w 88-74	19066
					03/16/19	vs Iowa State	L 66-78	19066
					03/21/19	vs Northeastern	w 87-53	16576

* Conference game
 ! Champions Classic (Indianapolis)
 ~ NIT Season Tip-Off (Lawrence)
 # NIT Season Tip-Off (Brooklyn)
 % Jayhawk Shootout (Kansas City)

2018-19 CONFERENCE-ONLY STATS

RECORD:	OVERALL	HOME	AWAY	NEUTRAL
ALL GAMES	12-6	9-0	3-6	0-0
CONFERENCE	12-6	9-0	3-6	0-0
NON-CONFERENCE	0-0	0-0	0-0	0-0

#	Player	gp-gs	min	avg	Total		3-Point		F-Throw		Rebounds				pf	dq	a	to	blk	stl	pts	avg		
					fg-fga	fg%	3fg-fga	3fg%	ft-fta	ft%	off	def	tot	avg										
01	Lawson, Dedric	18-18	598	33.2	117-244	.480	21-52	.404	82-103	.796	55	129	184	10.2	41	2	24	45	22	24	337	18.7		
24	Vick, Lagerald	10-9	306	30.6	45-98	.459	27-61	.443	9-11	.818	3	33	36	3.6	6	0	18	29	3	8	126	12.6		
11	Dotson, Devon	18-18	592	32.9	68-152	.447	17-48	.354	68-88	.773	12	59	71	3.9	47	2	68	50	3	24	221	12.3		
30	Agbaji, Ochai	16-11	434	27.1	55-119	.462	19-59	.322	21-31	.677	13	68	81	5.1	34	1	16	22	8	10	150	9.4		
00	Garrett, Marcus	13-7	381	29.3	46-88	.523	8-23	.348	14-29	.483	13	30	43	3.3	25	0	22	16	5	20	114	8.8		
35	Azubuike, Udoka	1-1	23	23.0	4-5	.800	0-0	.000	0-1	.000	3	6	9	9.0	2	0	0	1	2	0	8	8.0		
05	Grimes, Quentin	18-18	493	27.4	48-129	.372	29-81	.358	8-18	.444	9	37	46	2.6	40	1	32	34	2	13	133	7.4		
33	McCormack, David	17-8	184	10.8	27-45	.600	0-0	.000	11-18	.611	17	25	42	2.5	25	0	5	15	6	5	65	3.8		
13	Lawson, K.J.	17-0	185	10.9	23-50	.460	7-25	.280	8-9	.889	10	21	31	1.8	21	0	4	13	1	1	61	3.6		
44	Lightfoot, Mitch	17-0	228	13.4	16-31	.516	1-5	.200	12-24	.500	20	32	52	3.1	36	2	8	9	15	5	45	2.6		
02	Moore, Charlie	18-0	182	10.1	13-55	.236	7-32	.219	2-4	.500	3	12	15	0.8	14	0	22	13	1	8	35	1.9		
12	Chris Teahan	7-0	13	1.9	2-5	.400	2-5	.400	0-0	.000	0	1	1	0.1	1	0	0	1	0	0	6	0.9		
20	Luinstra, Garrett	6-0	6	1.0	0-2	.000	0-1	.000	0-0	.000	0	0	0	0.0	1	0	1	1	0	0	0	0.0		
Team											19	29	48											
Total.....		18	3625		464-1023	.454	138-392	.352	235-336	.699	177	482	659	36.6	293	8	220	253	68	118	1301	72.3		
Opponents.....		18	3625		454-1094	.415	162-456	.355	195-284	.687	197	432	629	34.9	296	-	233	231	53	127	1265	70.3		

TEAM STATISTICS	KU	OPP	Date	Opponent	Score	Att.
SCORING	1301	1265	* 01/02/19	OKLAHOMA	W 70-63	16300
Points per game	72.3	70.3	* 01/05/19	at Iowa State	L 60-77	14384
Scoring margin	+2.0	-	* 01/09/19	TCU	W 77-68	16300
FIELD GOALS-ATT	464-1023	454-1094	* 01/12/19	at Baylor	W 73-68	9091
Field goal pct	.454	.415	* 01/14/19	TEXAS	W 80-78	16300
3 POINT FG-ATT	138-392	162-456	* 01/19/19	at West Virginia	L 64-65	12657
3-point FG pct	.352	.355	* 01/21/19	IOWA STATE	W 80-76	16300
3-pt FG made per game	7.7	9.0	* 01/29/19	at Texas	L 63-73	11934
FREE THROWS-ATT	235-336	195-284	* 02/02/19	TEXAS TECH	W 79-63	16300
Free throw pct	.699	.687	* 02/05/19	at Kansas State	L 67-74	12528
F-Throws made per game	13.1	10.8	* 02/09/19	OKLAHOMA STATE	W 84-72	16300
REBOUNDS	659	629	* 02/11/19	at TCU	Wot 82-77	7356
Rebounds per game	36.6	34.9	* 02/16/19	WEST VIRGINIA	W 78-53	16300
Rebounding margin	+1.7	-	* 02/23/19	at Texas Tech	L 62-91	15098
ASSISTS	220	233	* 02/25/19	KANSAS STATE	W 64-49	16300
Assists per game	12.2	12.9	* 03/02/19	at Oklahoma State	W 72-67	9335
TURNOVERS	253	231	* 03/05/19	at Oklahoma	L 68-81	9839
Turnovers per game	14.1	12.8	* 03/09/19	BAYLOR	W 78-70	16300
Turnover margin	-1.2	-	* Conference game			
Assist/turnover ratio	0.9	1.0	! Champions Classic (Indianapolis)			
STEALS	118	127	~ NIT Season Tip-Off (Lawrence)			
Steals per game	6.6	7.1	# NIT Season Tip-Off (Brooklyn)			
BLOCKS	68	53	% Jayhawk Shootout (Kansas City)			
Blocks per game	3.8	2.9				
ATTENDANCE	146700	102222				
Home games-Avg/Game	9-16300	9-11358				
Neutral site-Avg/Game	-	0-0				

Score by Periods	1st	2nd	OT	Totals
Kansas	609	679	13	1301
Opponents	572	685	8	1265

2018-19 POSTSEASON STATS

RECORD:	OVERALL	HOME	AWAY	NEUTRAL
ALL GAMES	3-1	0-0	0-0	3-1
CONFERENCE	0-0	0-0	0-0	0-0
NON-CONFERENCE	3-1	0-0	0-0	3-1

#	Player	gp-gs	min	avg	Total		3-Point		F-Throw		Rebounds					pts	avg					
					fg-fga	fg%	3fg-fga	3fg%	ft-fga	ft%	off	def	tot	avg	pf			dq	a	to	blk	stl
01	Lawson, Detric	4-4	124	31.0	32-65	.492	6-11	.545	13-15	.867	11	22	33	8.3	9	0	2	10	4	7	83	20.8
11	Dotson, Devon	4-4	131	32.8	23-46	.500	3-11	.273	16-19	.842	2	14	16	4.0	7	0	15	3	0	5	65	16.3
05	Grimes, Quentin	4-4	132	33.0	14-41	.341	7-25	.280	8-10	.800	2	12	14	3.5	12	1	10	5	3	6	43	10.8
00	Garrett, Marcus	4-0	111	27.8	13-31	.419	0-4	.000	5-9	.556	5	28	33	8.3	9	0	7	6	0	3	31	7.8
30	Agbaji, Ochai	4-4	89	22.3	12-26	.462	3-10	.300	2-3	.667	6	11	17	4.3	9	0	4	7	4	0	29	7.3
33	McCormack, David	4-4	73	18.3	10-12	.833	0-0	.000	4-6	.667	14	10	24	6.0	4	0	4	8	1	1	24	6.0
13	Lawson, K.J.	4-0	38	9.5	6-11	.545	1-4	.250	0-1	.000	0	7	7	1.8	4	0	2	2	0	2	13	3.3
02	Moore, Charlie	4-0	47	11.8	4-11	.364	1-4	.250	0-0	.000	1	3	4	1.0	2	0	3	5	0	3	9	2.3
44	Lightfoot, Mitch	4-0	51	12.8	4-7	.571	1-2	.500	0-0	.000	2	10	12	3.0	7	0	0	4	10	1	9	2.3
12	Teahan, Chris	2-0	2	1.0	0-0	.000	0-0	.000	0-0	.000	0	0	0	0.0	0	0	0	1	0	0	0	0.0
20	Luinstra, Garrett	2-0	2	1.0	0-0	.000	0-0	.000	0-0	.000	0	0	0	0.0	1	0	2	0	0	0	0	0.0
Team											7	3	10					1				
Total.....		4	800		118-250	.472	22-71	.310	48-63	.762	50	120	170	42.5	64	1	49	52	22	28	306	76.5
Opponents.....		4	800		92-236	.390	27-94	.287	51-78	.654	36	92	128	32.0	63	-	47	40	16	31	262	65.5

TEAM STATISTICS	KU	OPP	Date	Opponent	Score	Att.
SCORING	306	262	03/14/19	vs Texas	w 65-57	18927
Points per game	76.5	65.5	03/15/19	vs West Virginia	w 88-74	19066
Scoring margin	+11.0	-	03/16/19	vs Iowa State	L 66-78	19066
FIELD GOALS-ATT	118-250	92-236	03/21/19	vs Northeastern	w 87-53	0
Field goal pct	.472	.390				
3 POINT FG-ATT	22-71	27-94				
3-point FG pct	.310	.287				
3-pt FG made per game	5.5	6.8				
FREE THROWS-ATT	48-63	51-78				
Free throw pct	.762	.654				
F-Throws made per game	12.0	12.8				
REBOUNDS	170	128				
Rebounds per game	42.5	32.0				
Rebounding margin	+10.5	-				
ASSISTS	49	47				
Assists per game	12.3	11.8				
TURNOVERS	52	40				
Turnovers per game	13.0	10.0				
Turnover margin	-3.0	-				
Assist/turnover ratio	0.9	1.2				
STEALS	28	31				
Steals per game	7.0	7.8				
BLOCKS	22	16				
Blocks per game	5.5	4.0				
ATTENDANCE	0	57059				
Home games-Avg/Game	0-0	0-0				
Neutral site-Avg/Game	-	4-14265				

Score by Periods	1st	2nd	Totals
Kansas	136	170	306
Opponents	126	136	262

KANSAS IN THE NCAA TOURNAMENT

NCAA TOURNAMENT GAME-BY-GAME

DATE	RND	KU SEED	OPP SEED	OPPONENT	RESULT	SITE
3.16.40	DP#			Oklahoma State	W, 45-43	Oklahoma City
3.22.40	8			Rice	W, 50-43	Kansas City
3.23.40	4			USC	W, 43-42	Kansas City
3.30.40	2			Indiana	L, 42-60	Kansas City
3.17.42	DP#			Oklahoma State	W, 38-28	Kansas City
3.20.42	8			Colorado	L, 44-46	Kansas City
3.21.42	C8			Rice	W, 55-53	Kansas City
3.18.46	DP#			Oklahoma State	L, 38-49	Kansas City
3.14.50	DP#			Bradley	L, 57-59	Kansas City
3.21.52	16			TCU	W, 68-64	Kansas City
3.22.52	8			St. Louis	W, 74-55	Kansas City
3.25.52	4			Santa Clara	W, 74-55	Seattle
3.26.52	2			St. John's	W, 80-63	Seattle
3.13.53	16			Oklahoma City	W, 73-65	Manhattan
3.14.53	8			Oklahoma State	W, 61-55	Manhattan
3.17.53	4			Washington	W, 79-53	Kansas City
3.19.53	2			Indiana	L, 68-69	Kansas City
3.15.57	16			SMU	W, 73-65 OT	Dallas
3.16.57	8			Oklahoma City	W, 81-61	Dallas
3.22.57	4			San Francisco	W, 80-56	Kansas City
3.23.57	2			North Carolina	L, 53-54 3OT	Kansas City
3.11.60	16			Texas	W, 90-81	Manhattan
3.12.60	8			Cincinnati	L, 71-82	Manhattan
3.11.66	16			SMU	W, 76-70	Lubbock
3.12.66	8			Texas Western	L, 80-81 2OT	Lubbock
3.17.67	16			Houston	L, 53-66	Lawrence
3.18.67	C16			Louisville	W, 70-68	Lawrence
3.18.71	16			Houston	W, 78-77	Wichita
3.20.71	8			Drake	W, 73-71	Wichita
3.25.71	4			UCLA	L, 60-68	Houston
3.27.71	C4			Western Kentucky	L, 75-77	Houston
3.14.74	16			Creighton	W, 55-54	Tulsa
3.16.74	8			Oral Roberts	W, 93-90	Tulsa
3.23.74	4			Marquette	L, 51-64	Greensboro
3.25.74	C4			UCLA	L, 61-78	Greensboro
3.15.75	16			Notre Dame	L, 71-77	Tulsa
3.11.78	16			UCLA	L, 76-83	Eugene
3.13.81	64	7	10	Mississippi	W, 69-66	Wichita
3.15.81	32	7	2	Arizona State	W, 88-71	Wichita
3.20.81	16	7	4	Wichita State	L, 65-66	New Orleans
3.16.84	64	5	12	Alcorn State	W, 57-56	Lincoln
3.18.84	32	5	4	Wake Forest	L, 59-69	Lincoln
3.14.85	64	3	14	Ohio	W, 49-38	South Bend
3.16.85	32	3	11	Auburn	L, 64-66	South Bend
3.13.86	64	1	16	N. Carolina A&T	W, 71-46	Dayton
3.15.86	32	1	9	Temple	W, 65-43	Dayton
3.21.86	16	1	5	Michigan State	W, 96-86 OT	Kansas City
3.23.86	8	1	6	N.C. State	W, 75-67	Kansas City
3.29.86	4	1	1	Duke	L, 67-71	Dallas
3.13.87	64	5	12	Houston	W, 66-55	Atlanta
3.15.87	32	5	13	Missouri State	W, 67-63	Atlanta
M.19.87	16	5	1	Georgetown	L, 57-70	Louisville

DATE	RND	KU SEED	OPP SEED	OPPONENT	RESULT	SITE
3.18.88	64	6	11	Xavier	W, 85-72	Lincoln
3.20.88	32	6	14	Murray State	W, 61-58	Lincoln
3.25.88	16	6	7	Vanderbilt	W, 77-64	Pontiac
3.27.88	8	6	4	Kansas State	W, 71-58	Pontiac
4.2.88	4	6	2	Duke	W, 66-59	Kansas City
4.4.88	2	6	1	Oklahoma	W, 83-79	Kansas City
3.16.90	64	2	15	Robert Morris	W, 79-71	Atlanta
3.18.90	32	2	7	UCLA	L, 70-71	Atlanta
3.14.91	64	3	14	New Orleans	W, 54-49	Louisville
3.16.91	32	3	6	Pittsburgh	W, 77-66	Louisville
3.21.91	16	3	2	Indiana	W, 83-65	Charlotte
3.23.91	8	3	1	Arkansas	W, 93-81	Charlotte
3.30.91	4	3	1	North Carolina	W, 79-73	Indianapolis
4.1.91	2	3	2	Duke	L, 65-72	Indianapolis
3.20.92	64	1	16	Howard	W, 100-67	Dayton
3.22.92	32	1	9	UTEP	L, 60-66	Dayton
3.18.93	64	2	15	Ball State	W, 94-72	Chicago
3.20.93	32	2	7	Brigham Young	W, 90-76	Chicago
3.25.93	16	2	6	California	W, 93-76	St. Louis
3.27.93	8	2	1	Indiana	W, 83-77	St. Louis
4.3.93	4	2	1	North Carolina	L, 68-78	New Orleans
3.17.94	64	4	13	Chattanooga	W, 102-73	Lexington
3.19.94	32	4	5	Wake Forest	W, 69-58	Lexington
3.24.94	16	4	1	Purdue	L, 78-83	Knoxville
3.16.95	64	1	16	Colgate	W, 82-68	Dayton
3.18.95	32	1	8	Western Kentucky	W, 75-70	Dayton
3.24.95	16	1	4	Virginia	L, 58-67	Kansas City
3.15.96	64	2	15	S.C. State	W, 92-54	Tempe
3.17.96	32	2	10	Santa Clara	W, 76-51	Tempe
3.22.96	16	2	3	Arizona	W, 83-80	Denver
3.24.96	8	2	4	Syracuse	L, 57-60	Denver
3.13.97	64	1	16	Jackson State	W, 78-64	Memphis
3.15.97	32	1	8	Purdue	W, 75-61	Memphis
3.21.97	16	1	4	Arizona	L, 82-85	Birmingham
3.13.98	64	1	16	Prairie View A&M	W, 110-52	Oklahoma City
3.15.98	32	1	8	Rhode Island	L, 75-80	Oklahoma City
3.12.99	64	6	11	Evansville	W, 95-74	New Orleans
3.14.99	32	6	3	Kentucky	L, 88-92 OT	New Orleans
3.17.00	64	8	9	DePaul	W, 81-77 OT	Winston-Salem
3.19.00	32	8	1	Duke	L, 64-69	Winston-Salem
3.16.01	64	4	13	CS Northridge	W, 99-75	Dayton
3.18.01	32	4	5	Syracuse	W, 87-58	Dayton
3.23.01	16	4	1	Illinois	L, 64-80	San Antonio
3.14.02	64	1	16	Holy Cross	W, 70-59	St. Louis
3.16.02	32	1	8	Stanford	W, 86-63	St. Louis
3.22.02	16	1	4	Illinois	W, 73-69	Madison
3.24.02	8	1	2	Oregon	W, 104-86	Madison
3.30.02	4	1	1	Maryland	L, 88-67	Atlanta
3.20.03	64	2	15	Utah State	W, 64-61	Oklahoma City
3.22.03	32	2	10	Arizona State	W, 108-76	Oklahoma City
3.27.03	16	2	3	Duke	W, 69-65	Anaheim
3.29.03	8	2	1	Arizona	W, 78-75	Anaheim
4.5.03	4	2	3	Marquette	W, 94-61	New Orleans
4.7.03	2	2	3	Syracuse	L, 78-81	New Orleans

DATE	RND	KU SEED	OPP SEED	OPPONENT	RESULT	SITE
3.19.04	64	4	13	Illinois-Chicago	W, 77-53	Kansas City
3.21.04	32	4	12	Pacific	W, 78-63	Kansas City
3.26.04	16	4	9	UAB	W, 100-74	St. Louis
3.28.04	8	4	3	Georgia Tech	L, 71-79 OT	St. Louis
3.18.05	64	3	14	Bucknell	L, 63-64	Oklahoma City
3.17.06	64	4	13	Bradley	L, 73-77	Auburn Hills
3.16.07	64	1	16	Niagara	W, 107-67	Chicago
3.18.07	32	1	8	Kentucky	W, 88-76	Chicago
3.22.07	16	1	4	Southern Illinois	W, 61-58	San Jose
3.24.07	8	1	2	UCLA	L, 55-68	San Jose
3.20.08	64	1	16	Portland State	W, 85-61	Omaha
3.22.08	32	1	8	UNLV	W, 75-61	Omaha
3.28.08	16	1	12	Villanova	W, 72-57	Detroit
3.30.08	8	1	10	Davidson	W, 59-57	Detroit
4.5.08	4	1	1	North Carolina	W, 84-66	San Antonio
4.7.08	2	1	1	Memphis	W, 75-68 OT	San Antonio
3.20.09	64	3	14	North Dakota St.	W, 84-74	Minneapolis
3.22.09	32	3	11	Dayton	W, 60-43	Minneapolis
3.27.09	16	3	2	Michigan State	L, 62-67	Indianapolis
3.18.10	64	1	16	Lehigh	W, 90-74	Oklahoma City
3.20.10	32	1	9	Northern Iowa	L, 67-69	Oklahoma City
3.18.11	64	1	16	Boston	W, 72-53	Tulsa
3.20.11	32	1	9	Illinois	W, 73-59	Tulsa
3.25.11	16	1	12	Richmond	W, 77-57	San Antonio
3.27.11	8	1	11	VCU	L, 61-71	San Antonio
3.16.12	64	2	15	Detroit	W, 65-50	Omaha
3.18.12	32	2	10	Purdue	W, 63-60	Omaha
3.23.12	16	2	11	North Carolina St.	W, 60-57	St. Louis
3.25.12	8	2	1	North Carolina	W, 80-67	St. Louis
3.31.12	4	2	2	Ohio State	W, 64-62	New Orleans
4.2.12	2	2	1	Kentucky	L, 59-67	New Orleans
3.22.13	64	1	16	Western Kentucky	W, 64-57	Kansas City
3.24.13	32	1	8	North Carolina	W, 70-58	Kansas City
3.29.13	16	1	4	Michigan	L, 85-87 OT	Arlington
3.21.14	64	2	15	Eastern Kentucky	W, 80-69	St. Louis
3.23.14	32	2	10	Stanford	L, 57-60	St. Louis
3.20.15	64	2	15	New Mexico St.	W, 75-56	Omaha
3.22.15	32	2	7	Wichita State	L, 65-78	Omaha
3.17.16	64	1	16	Austin Peay	W, 105-79	Des Moines
3.19.16	32	1	9	UConn	W, 73-61	Des Moines
3.24.16	16	1	5	Maryland	W, 79-63	Louisville
3.26.16	8	1	2	Villanova	L, 59-64	Louisville
3.17.17	64	1	16	UC Davis	W, 100-62	Tulsa
3.19.17	32	1	9	Michigan State	W, 90-70	Tulsa
3.23.17	16	1	4	Purdue	W, 98-66	Kansas City
3.25.17	8	1	3	Oregon	L, 60-74	Kansas City
3.15.18	64	1	16	Penn	W, 76-60	Wichita
3.17.18	32	1	8	Seton Hall	W, 83-79	Wichita
3.23.18	16	1	5	Clemson	W, 80-76	Omaha
3.25.18	8	1	2	Duke	W, 85-81 OT	Omaha
3.31.18	4	1	1	Villanova	L, 79-95	San Antonio
3.21.19	64	4	13	Northeastern	W, 87-53	Salt Lake City
3.23.19	32	4	5	Auburn	W, 94-51	Salt Lake City

NCAA TOURNAMENT TITLES (3)

1952 1988 2008

NCAA TOURNAMENT RECORD

NCAA Tournament Total	108-46
! In 1st games played	43-5
^ In 2nd games played	24-10
In Round of 16 Games	21-10
In Final Eight Games	15-10
* In Final Four Games	12-14
# In District Playoff Games	2-2

! Includes Sweet 16 games through 1974
 ^ Since 1981
 * Includes consolation games
 # Does not count in tournament totals

U.S. Olympic Playoffs	W-L
Olympic Playoff Total	5-3
In District Playoffs	3-0
In Finals	2-3

NCAA TOURNAMENT APPEARANCES (48)

YEAR (REGION)	YEAR (REGION)	YEAR (REGION)
1940 (Western)	1988 (Midwest)	2006 (Oakland)
1942 (Western)	1990 (East)	2007 (San Jose)
1952 (Midwest)	1991 (Southeast)	2008 (Midwest)
1953 (Midwest)	1992 (Midwest)	2009 (Midwest)
1957 (Midwest)	1993 (Midwest)	2010 (Midwest)
1960 (Midwest)	1994 (Southeast)	2011 (Southwest)
1966 (Midwest)	1995 (Midwest)	2012 (Midwest)
1967 (Midwest)	1996 (West)	2013 (South)
1971 (Midwest)	1997 (Southeast)	2014 (South)
1974 (Midwest)	1998 (Midwest)	2015 (Midwest)
1975 (Midwest)	1999 (Midwest)	2016 (South)
1978 (West)	2000 (East)	2017 (Midwest)
1981 (Midwest)	2001 (Midwest)	2018 (Midwest)
1984 (Midwest)	2002 (Midwest)	2019 (Midwest)
1985 (Southeast)	2003 (West)	
1986 (Midwest)	2004 (St. Louis)	
1987 (Southeast)	2005 (Syracuse)	

ROUND OF 16 APPEARANCES (31)

1952	1974	1993	2002	2011
1953	1981	1994	2003	2012
1957	1986	1995	2004	2013
1960	1987	1996	2007	2016
1966	1988	1997	2008	2017
1967	1991	2001	2009	2018
1971				

ELITE EIGHT APPEARANCES (24)

1940	1960	1988	2003	2012
1942	1966	1991	2004	2016
1952	1971	1993	2007	2017
1953				

NCAA TOURNAMENT - KANSAS RECORDS

INDIVIDUAL - CAREER

CATEGORY	STAT	PLAYER (YEARS, GAMES)
Points	328	Danny Manning (1985-86-87-88, 16 gms)
FG	140	Danny Manning (1985-86-87-88, 16 gms)
FT	60	Keith Langford (2002-03-04-05, 16 gms) Danny Manning (1985-86-87-88, 16 gms)
Rebounds	181	Nick Collison (2000-01-02-03, 16 gms) 117 Danny Manning (1985-86-87-88, 16 gms)
Assists	104	Aaron Miles (2002-03-04-05, 16 gms) 93 Jacque Vaughn (1994-95-96-97, 13 gms)

INDIVIDUAL - TOURNAMENT

CATEGORY	STAT	PLAYER (YEAR, GAMES)
Points	163	Danny Manning (1988, 6 games) 141 Clyde Lovellette (1952, 4 games)
FG	69	Danny Manning (1988, 6 games) 53 Clyde Lovellette (1952, 4 games)
FT	41	Wilt Chamberlain (1957, 4 games) 35 Clyde Lovellette (1952, 4 games)
Rebounds	81	Nick Collison (2003, 6 games) 75 Thomas Robinson (2012, 6 games) 62 Wilt Chamberlain (1957, 4 games)

INDIVIDUAL - SINGLE GAME

CATEGORY	STAT	PLAYER (YEAR, GAME)
Points	44	Clyde Lovellette (1952 vs. Saint Louis) 42 Danny Manning (1987 vs. SMS)
FG	16	Danny Manning (1988 vs. Vanderbilt) Danny Manning (1987 vs. SMS) Clyde Lovellette (1952 vs. Saint Louis)
FG Att.	33	Clyde Lovellette (1952 vs. TCU) 29 Danny Manning (1988 vs. Vanderbilt)
FT	18	Wayne Simien (2004 vs. UAB) 14 Wilt Chamberlain (1957 vs. Oklahoma City)
FT Att.	22	Wilt Chamberlain (1957 vs. Oklahoma City) 20 Wayne Simien (2004 vs. UAB)
Rebounds	22	Wilt Chamberlain (1957 vs. SMU) 21 Nick Collison (2003 vs. Syracuse)
Assists	12	Ryan Robertson (1998 vs. Prairie View A&M) Jacque Vaughn (1996 vs. S.C. State)
Blocks	10	Jeff Withey (2012 vs. North Carolina St) Cole Aldrich (2009 vs. Dayton)

OPP. INDIVIDUAL - SINGLE GAME

CATEGORY	STAT	PLAYER (YEAR, SCHOOL)
Points	44	Glenn Robinson (1994, Purdue)
FG	19	Oscar Robertson (1960, Cincinnati)
FG Att.	34	Hub Reed (1957, Oklahoma City)
FT	16	Reggie Williams (1987, Georgetown)
FT Att.	21	Adrian Dantley (1975, Notre Dame)
Rebounds	23	Angel Delgado (2018, Seton Hall)
Assists	11	Steve Blake (2002, Maryland) Abe Badmus (2005, Bucknell)

OPP. TEAM - SINGLE GAME

CATEGORY	STAT	PLAYER (YEAR, SCHOOL)
Points	97	Maryland, 2002 (FF)
FG	34	Two Times
FG Att.	86	Oklahoma City, 1957
3FG	18	Villanova, 2018
3FGA	40	Villanova, 2018
FT	35	Notre Dame, 1975
FT Att.	50	Notre Dame, 1975
FG %	56.1%	Duke, 1991
FT %	94.7%	Villanova, 2016

TEAM - TOURNAMENT

CATEGORY	STAT	YEAR, GAMES
Points	491	2003 (6 games)
	455	1991 (6 games)
	450	2008 (6 games)
	443	1988 (6 games)
FG	195	2003 (6 games)
	172	2008 (6 games)
	172	1988 (6 games)
	155	2002 (5 games)
FT	91	1953 (4 games)
	86	1957 (4 games)

TEAM - SINGLE GAME

CATEGORY	STAT	OPPONENT, YEAR
Points	110	Prairie View A&M, 1998
Fewest Points	32	Oklahoma State, 1942
Winning Margin	58	Prairie View, 1998
	(110-52)	
Losing Margin	18	Indiana, 1940
	(42-60)	
Most Points In A Loss	88	(88-97) Maryland, 2002 (FF) (88-92 OT) Kentucky, 1999
FG	42	Howard, 1992
Fewest FG	11	Oklahoma State, 1942
FG Att.	86	Oklahoma City, 1957
Fewest FG Att.	28	Ohio, 1985
FG %	67.8%	Arizona State, 2003
Lowest FG %	29.1%	Oklahoma City, 1957
Highest FG% / Half	75.9%	(2nd) Arizona St, 2003
Lowest FG% / Half	28.6% (2nd)	UCLA, 1974 (FF)
Points / Half	61	(2nd) Arizona St., 2003
Fewest Points / Half	16 (1st)	Oklahoma St., 1946
FT	31	Oklahoma City, 1957
Fewest FT	1	Wake Forest, 1984
FT Att.	42	Oklahoma City, 1957
Fewest FT Att.	2	Wake Forest, 1984
Highest FT %	100%	North Carolina, 1993 (FF)
Lowest FT %	45.5%	UCLA, 2007
3-Pt FG	15	Purdue, 2017
Fewest 3-Pt FG	0	Eastern Kentucky, 2014 Western Kentucky, 2013 Howard, 1992
3-Pt FG Att.	31	Kentucky, 1999
Fewest 3-Pt Att.	1	Missouri State, 1987
3-Pt FG %	100%	Missouri State, 1987
Lowest 3-Pt FG %	0.0%	Western Kentucky, 2013 Howard, 1992
Rebounds	64	Prairie View A&M, 1998
Fewest Rebounds	21	Ohio, 1985
Rebound Margin	+35	Prairie View A&M, 1998
Assists	33	Chattanooga, 1994
Fewest Assists	7	Stanford, 2014
Blocks	13	Jackson State, 1997
Fewest Blocks	0	3x, last New Orleans, 1991
Steals	17	UCLA, 2007
Fewest Steals	0	Syracuse, 2001
Fouls	39	Notre Dame, 1975
Fewest Fouls	9	3x, last USC, 1940 (FF)
DQs	6	Notre Dame, 1975



TOURNAMENT W-L VS. 2019 FIELD

OPPONENT	W-L	LAST GM	OPPONENT	W-L	LAST GM
Arizona State	2-0	2003	North Carolina	4-2	2013
Auburn	0-1	1985	North Dakota St.	1-0	2009
Bradley	0-1	2006	Prairie View A&M	1-0	1998
Cincinnati	0-1	1960	Ohio State	1-0	2012
Colgate	1-0	1995	Oklahoma	1-0	1988
Duke	3-3	2018	Oregon	1-1	2017
Houston	2-1	1987	Purdue	3-1	2017
Kansas State	1-0	1988	Saint Louis	1-0	1952
Kentucky	1-2	2012	Seton Hall	1-0	2018
Michigan	0-1	2013	Syracuse	1-2	2003
Michigan State	2-1	2017	Utah State	1-0	2003
Murray State	1-0	1988	Villanova	1-2	2018
New Mexico St.	1-0	2015	Virginia	0-1	1995

RECORD VS. SEED

Opp. Seed	KU's W-L	Last Faced (Opponent)
1	8-9	2018 (Villanova)
2	6-4	2018 (Duke)
3	3-4	2017 (Oregon)
4	4-5	2017 (Purdue)
5	5-0	2018 (Clemson)
6	3-1	1993 (California)
7	2-2	2015 (Wichita State)
8	7-1	2018 (Seton Hall)
9	6-2	2017 (Michigan State)
10	4-1	2014 (Stanford)
11	4-2	2012 (North Carolina State)
12	4-0	2011 (Richmond)
13	5-1	2019 (Northeastern)
14	4-1	2009 (North Dakota State)
15	7-0	2015 (New Mexico State)
16	14-0	2018 (Penn)

RECORD BY SEED

KU Seed	KU's W-L	Year(s)
1	39-13	1986, 1992, 1995, 1997, 1998, 2002, 2007, 2008, 2010, 2011, 2013, 2016, 2017, 2018
2	20-7	1990, 93, 96, 2003, 2012, 2014, 2015
3	8-4	1985, 1991, 2005, 2009
4	8-4	1994, 2001, 2004, 2006, 2019
5	3-2	1984, 1987
6	7-1	1988, 1999
7	2-1	1981
8	1-1	2000



0

MARCUS GARRETT

SO • Guard • 6-5 • 195 • Dallas, Texas • Skyline HS

SEASON STATS

PPG	RPG	APG	FG%	3FG%	FT%
7.3	4.2	2.0	42%	25%	58%
CAREER					
5.5	3.7	1.5	44%	26%	54%

CAREER HIGHS

Points	20	vs. Texas (1.14.19)
Field Goals	8	2x, last vs. Iowa State (1.21.19)
Rebounds	15	vs. Iowa State (3.16.19)
Assists	5	3x, last vs. Oklahoma (1.2.19)
Blocks	2	2x, last vs. Marquette (11.21.18)
Steals	6	at West Virginia (1.19.19)
Minutes	39	vs. Iowa State (1.21.19)

NOTES

Averaging 8.3 rebounds in his last four games ... Pulled down a career-high 15 rebounds vs. Iowa State (3/16) in the Big 12 title game ... Named to the 2019 Big 12 All-Defensive Team ... Ranks fourth in the Big 12 in steals at 1.5 ... Has 13 starts this season ... Missed five games due to a sprained ankle ... Averaged 8.8 ppg in Big 12 play and 7.3 ppg overall ... Had 16 points, five rebounds and three steals vs. Iowa State (1/21) ... His six steals at West Virginia (1/19) were a career high ... Posted a career-high points (20) and tied career high with three 3-pointers vs. Texas (1/14). **2017-18:** Had seven starts with six in Big 12 play.



1

DETRIC LAWSON

(DEE-drick) R-Jr • Forward • 6-9 • 235 • Memphis, Tenn. • Hamilton HS • Memphis

SEASON STATS

PPG	RPG	APG	FG%	3FG%	FT%
19.3	10.3	1.7	49%	38%	81%
CAREER (INCLUDES AT MEMPHIS IN 2015-16 AND 2016-17)					
18.1	9.9	2.5	46%	33%	75%

CAREER HIGHS (*AT MEMPHIS)

Points	*35	vs. Iowa (11.26.16)
Field Goals	*15	vs. Iowa (11.26.16)
Rebounds	*16	at Tulane (2.13.16)
Assists	*8	vs. South Carolina (12-30-16)
Blocks	*8	vs. UAB (12.10.16)
Steals	5	at Baylor (1.12.19)
Minutes	41	vs. Tennessee (11.23.18)

NOTES

Has 13 games of 20-plus points and 10-plus rebounds after his 25 points and 11 rebounds vs. Northeastern (3/21) ... Big 12 All-Tournament Team where he averaged 19.3 ppg and 7.3 rpg ... On most every All-America team ... All-Big 12 First Team ... Big 12 Newcomer of the Year ... Leads the Big 12 in scoring (19.3), rebounding (10.3) and DDs (21) ... Only league player averaging a double-double ... Has made 53 of his last 58 (91.4 percent) free throws over the last 10 games ... Has 17 games of 20-plus points ... Had 29 points and 15 rebounds vs. Iowa State (1/21) ... Had a career-high five steals and season-high five blocked shots at Baylor (1/12) ... Has 57 career DDs.



2

CHARLIE MOORE

R-SO • Guard • 5-11 • 180 • Chicago, Ill. • Morgan Park HS • California

SEASON STATS

PPG	RPG	APG	FG%	3FG%	FT%
3.0	0.9	1.2	29%	27%	71%
CAREER (INCLUDES AT CALIFORNIA IN 2016-17)					
7.6	1.5	2.4	36%	32%	75%

CAREER HIGHS (*AT CALIFORNIA)

Points	*38	vs. UC Irvine (11.16.16)
Field Goals	*10	vs. UC Irvine (11.16.16)
Rebounds	*6	2x, last vs. Oregon St. (2.24.17)
Assists	*8	2x, last vs. Colorado (2.5.17)
Blocks	1	2x, last vs. Kansas St. (2.25.19)
Steals	*4	vs. UC Davis (12.10.16)
Minutes	*41	vs. Utah (2.2.17)

NOTES

2019 Academic All-Big 12 First Team ... Has four games with multiple 3-pointers made ... His nine points (three 3FGs) at Texas Tech (2/23) were his most in Big 12 play ... Had eight points (3-of-5 FGs), 2-for-4 3FGs, at Kansas State (2/5) ... Posted a season-high six assists vs. Texas Tech (2/2) ... Posted season highs in points (18) and 3-pointers made (6) vs. South Dakota (12/18) ... A transfer from California following the 2016-17 season ... Started all 34 games while at California during his freshman year in 2016-17.



5

QUENTIN GRIMES

FR • Guard • 6-5 • 210 • The Woodlands, Texas • College Park HS

SEASON STATS

PPG	RPG	APG	FG%	3FG%	FT%
8.2	2.5	2.0	38%	34%	59%
CAREER					
8.2	2.5	2.0	38%	34%	59%

CAREER HIGHS

Points	21	vs. Michigan State (11.6.18)
Field Goals	7	2x, last at Iowa State (1.5.19)
Rebounds	8	vs. West Virginia (3.15.19)
Assists	10	vs. Vermont (11.12.18)
Blocks	2	2x, last vs. Iowa State (3.16.19)
Steals	4	vs. West Virginia (3.15.19)
Minutes	37	vs. Iowa State (3.16.19)

NOTES

Averaged 13.3 ppg, 4.3 rpg, 2.0 steals in the Big 12 Tournament ... Made five 3-pointers, going 5-for-8 from beyond the arc, with 18 points and a career-high four steals vs. West Virginia (3/15) ... Second on the team with 51 3-pointers made ... Has made multiple 3-pointers 14 times this season and has made 17 threes in his last seven contests ... Scored 17 points, including 4-for-7 3FGs at Oklahoma State (3/2) ... Posted 12 points on 3-of-6 3FGs vs. Kansas State (2/25) ... Scored 13 points, 3-for-5 from 3FG, at Kentucky (1/26) ... Posted six rebounds with 19 points at Iowa State (1/5).



11

DEVON DOTSON

(deh-VAWN) FR • Guard • 6-2 • 185 • Charlotte, N.C. • Providence Day School

SEASON STATS

PPG	RPG	APG	FG%	3FG%	FT%
12.3	3.7	3.5	48%	36%	79%
CAREER					
12.3	3.7	3.5	48%	36%	79%

CAREER HIGHS

Points	25	at TCU (2.11.19)
Field Goals	7	3x, last vs. Iowa State (3.16.19)
Rebounds	10	at TCU (2.11.19)
Assists	8	2x, last vs. West Virginia (2.16.19)
Blocks	1	5x, last at Kansas State (2.5.19)
Steals	4	vs. Oklahoma (1.2.19)
Minutes	45	at TCU (2.11.19)

NOTES

Is averaging 16.0 ppg in his last five games ... Scored 18 points with four rebounds and two steals vs. Northeastern (3/12) ... Big 12 All-Tournament Team ... Averaged 15.7 ppg, 4.0 rpg and 4.3 assists in the Big 12 Championship ... All-Big 12 Third Team ... Big 12 All-Freshman Team ... CBS Sports/USBWA National Freshman of the Week after his career-high 25 points, 10 rebounds at TCU (2/11) ... Has led KU in assists 18 times and steals 13 times ... Has 16 games with multiple steals ... Had 15 points and a career-high-tying eight assists vs. West Virginia (2/16).



12

CHRIS TEAHAN

SO • Guard • 6-4 • 195 • Leawood, Kan. • Rockhurst HS

SEASON STATS

PPG	RPG	APG	FG%	3FG%	FT%
0.5	0.1	0.1	40%	40%	-
CAREER					
0.8	0.4	0.1	38%	31%	100%

CAREER HIGHS

Points	4	vs. Toledo (11.28.17)
Field Goals	1	6x, last at Oklahoma (3.5.19)
Rebounds	3	vs. South Dakota State (11.17.17)
Assists	1	2x, last vs. E. Michigan (12.29.18)
Blocks	-	-
Steals	-	-
Minutes	4	4x, last vs. Omaha (12.18.17)

NOTES

Has played in 11 games this season, including seven Big 12 contests ... Was 1-for-1 with three points at OU (3/5) ... Scored his first points of the season with a 3-pointer vs. West Virginia (2/16) ... **2017-18:** Appeared in 10 games, two in conference play and three postseason ... Averaged 2.3 minutes per contest ... Had a season-high four points vs. Toledo (11/28) ... An invited walk-on who was a two-sport athlete at Rockhurst HS in Kansas City, Missouri ... Older brother, Conner, played five seasons at KU and on two Final Four teams (2008 and 2012).



13

K.J. LAWSON

R-SO • Guard • 6-8 • 210 • Memphis, Tenn. • Hamilton HS • Memphis

SEASON STATS

PPG	RPG	APG	FG%	3FG%	FT%
3.1	1.9	0.5	46%	31%	73%
CAREER (INCLUDES AT MEMPHIS IN 2015-16 AND 2016-17)					
7.8	4.7	1.5	41%	31%	69%

CAREER HIGHS (*AT MEMPHIS)

Points	*28	at Houston (1.19.17)
Field Goals	*12	at Houston (1.19.17)
Rebounds	*19	vs. East Carolina (1.28.17)
Assists	*7	vs. McNeese (11.22.16)
Blocks	*2	4x, last vs. Tulsa (2.7.17)
Steals	*3	vs. South Florida (1.14.17)
Minutes	*43	at Houston (1.19.17)

NOTES

A top reserve who has appeared in 34 games with 9.8 minutes per contest ... Had 13 points and three rebounds in 23 minutes vs. Northeastern (3/21) ... Had a season-high 24 minutes, 15 points on 5-of-7 shooting (3-of-4 3FGs), vs. West Virginia (2/16) ... Had eight points, six rebounds and two steals in 19 minutes vs. Tennessee (11/23) ... A transfer from Memphis who sat out the 2017-18 season due to NCAA rules ... Played in 42 games while at Memphis with 33 starts, an 11.5 career scoring average and 7.0 career rebound average.



20 GARRETT LUINSTR (loo-IN-struh) FR • Guard • 6-2 • 155 • Lawrence, Kan. • Lawrence Free State HS

SEASON STATS

PPG	RPG	APG	FG%	3FG%	FT%
0.0	0.1	0.3	0%	0%	-
CAREER					
0.0	0.1	0.3	0%	0%	-

CAREER HIGHS

Points	-
Field Goals	-
Rebounds	1 vs. South Dakota (12.18.18)
Assists	2 vs. Northeastern (3.21.19)
Blocks	-
Steals	-
Minutes	2 3x, last at Oklahoma (3.5.19)

NOTES

Has played in 10 games this season, including six in Big 12 play ... Had two assists vs. Northeastern (3/21) ... Played final two minutes at OU (3/5) ... Logged one minute at TTU (2/23) and vs. WVU (2/16) ... Played a minute at Kansas State (2/5) with one assist ... Made KU debut playing one minute vs. Wofford (12/4) ... Averaged 19 points his senior year in guiding Free State High School to the 6A state title game and a 19-6 record ... A first-team all-state selection and the Sunflower League Player of the Year his senior season.



22 SILVIO DE SOUSA (deh-SOE-suh) SO • Forward • 6-9 • 245 • Luanda, Angola • IMG Academy (Fla.)

SEASON STATS (2017-18)

PPG	RPG	BPG	FG%	3FG%	FT%
4.0	3.7	0.2	68%	-	71%
CAREER					
4.0	3.7	0.2	68%	-	71%

CAREER HIGHS

Points	16 vs. West Virginia (3.10.18)
Field Goals	8 vs. West Virginia (3.10.18)
Rebounds	11 vs. Kansas State (3.9.18)
Assists	1 4x, last vs. Duke (3.25.18)
Blocks	1 3x, last vs. Duke (3.25.18)
Steals	1 vs. West Virginia (3.10.18)
Minutes	26 2x, last vs. vs. Duke (3.25.18)

NOTES

2017-18: Averaged 4.8 points and 5.4 rebounds in the 2018 NCAA Tournament ... Tied season high with 26 minutes vs. Duke (3/25) with 10 rebounds and scoring four points ... Averaged 20.0 minutes, 10.0 ppg and 9.7 rpg in the Big 12 Championship ... Posted his first double-double (16 points, 10 rebounds) vs. West Virginia (3/10) in the Big 12 title game ... Pulled down six or more rebounds seven times, including his last three games in the NCAA Tournament ... Joined the team following graduation from IMG Academy in Bradenton, Florida, following the fall 2017 semester.



24 LAGERALD VICK SR • Guard • 6-5 • 190 • Memphis, Tenn. • Douglass HS

SEASON STATS

PPG	RPG	APG	FG%	3FG%	FT%
14.1	4.0	1.9	48%	46%	77%
CAREER					
9.4	3.5	1.4	48%	41%	74%

CAREER HIGHS

Points	33 vs. Louisiana (11.16.18)
Field Goals	12 2x, last vs. Vermont (11.12.18)
Rebounds	11 vs. Texas Southern (11.21.17)
Assists	7 3x, last vs. Washington (12.6.17)
Blocks	3 vs. Oakland (11.24.17)
Steals	3 6x, last vs. Oklahoma (1.2.19)
Minutes	43 2x, last vs. Stanford (12.1.18)

NOTES

Announced Feb. 7 that he was taking a leave of absence from the team, and on March 11, Bill Self announced he would not be returning this season ... Scored 18 points, including 6-of-8 from 3FG, on his birthday at Baylor (1/12) ... Has made three or more 3FGs 10 times this season ... Scored 29 points with seven rebounds vs. Villanova (12/15) ... Two-time Big 12 Player of the Week (11/19, 12/3) ... Posted a career-high 33 points with nine rebounds vs. Louisiana (11/16) ... Had 32 points vs. Vermont (11/12) ... Surpassed 1,000 career points at Baylor (1/12).



30 OCHAI AGBAJI (OCH-eye uh-BAH-gee) FR • Guard • 6-5 • 210 • Kansas City, Mo. • Oak Park HS

SEASON STATS

PPG	RPG	APG	FG%	3FG%	FT%
8.9	4.8	1.0	46%	32%	69%
CAREER					
8.9	4.8	1.0	46%	32%	69%

CAREER HIGHS

Points	24 at Texas (1.29.19)
Field Goals	8 2x, last vs. Oklahoma State (2.9.19)
Rebounds	11 at TCU (2.11.19)
Assists	4 vs. Baylor (3.9.19)
Blocks	2 vs. West Virginia (3.15.19)
Steals	2 2x, last at Texas (1.29.19)
Minutes	41 at TCU (2.11.19)

NOTES

Has started the last 15 games ... Has three 20-point games and seven 10+ point games ... Has five multiple 3FG games ... Scored 13 points on 5-of-5 shooting vs. Northeastern (3/21) ... Has two double-doubles ... Big 12 Newcomer of the Week (2/4) ... Had 23 points on 8-of-12 shooting, 5-7 3FGs, with six rebounds vs. Oklahoma State (2/9) ... Posted first career double-double with 10 points and 10 rebounds vs. Texas Tech (2/2) ... Had a career-high night in his first start of the season with 24 points at Texas (1/29) ... Pulled his redshirt and made his debut vs. TCU (1/9).



33 DAVID MCCORMACK FR • Forward • 6-10 • 265 • Norfolk, Va. • Oak Hill Academy

SEASON STATS

PPG	RPG	BPG	FG%	3FG%	FT%
3.6	3.0	0.4	61%	-	59%
CAREER					
3.6	3.0	0.4	61%	-	59%

CAREER HIGHS

Points	18 at Oklahoma (3.5.19)
Field Goals	8 at Oklahoma (3.5.19)
Rebounds	9 vs. Texas (3.14.19)
Assists	2 3x, last vs. Northeastern (3.21.19)
Blocks	2 2x, last vs. West Virginia (2.16.19)
Steals	2 2x, last at Oklahoma (3.5.19)
Minutes	29 vs. Texas (3.14.19)

NOTES

Has started the last 12 games ... Has nine games of five-plus rebounds, including four of his last five contests ... Averaged 8.0 ppg, 6.3 rpg, 2.3 assists, 2.0 steals and shot 83.3 percent (10-for-12) from the field in the Big 12 Championship ... Is 32-for-42 (76.2 percent) FGs in his last 10 games ... Posted a career-high 18 points, on 8-of-11 shooting, with five rebounds at Oklahoma (3/5) ... A 2018 McDonald's All-American who also represented the USA at the Nike Hoop Summit ... A big body who showed a lot of discipline in losing more than 50 pounds during high school.



35 UDOKA AZUBUIKE (az-uh-BOO-kee) JR • Center • 7-0 • 270 • Delta, Nigeria • Potter's House Christian Academy

SEASON STATS

PPG	RPG	BPG	FG%	3FG%	FT%
13.4	6.8	1.6	71%	-	34%
CAREER					
11.5	6.4	1.6	74%	-	39%

CAREER HIGHS

Points	26 at Nebraska (12.16.17)
Field Goals	13 at Nebraska (12.16.17)
Rebounds	13 at Texas (12.29.17)
Assists	2 4x, last vs. Marquette (11.21.18)
Blocks	5 2x, last vs. Texas (2.26.18)
Steals	3 vs. Oklahoma (2.19.18)
Minutes	34 3x, last vs. Vermont (11.12.18)

NOTES

Academic All-Big 12 First Team ... KU announced Jan. 6 he would miss the remainder of the season due to a wrist injury ... Had successful surgery Jan. 9 ... Missed the previous four games (Villanova, 12/15; NMSU, 12/8; USD, 12/18; at ASU 12/22) due to a sprained ankle suffered vs. Wofford (12/4) ... Had 18 points and nine rebounds vs. Stanford (12/1) ... 2018 Academic All-Big 12 Second Team ... Led NCAA Division I in FG Pct. at 77.0 ... Played in 11 games with six starts as a freshman in 2016-17 before a season-ending wrist injury.



44 MITCH LIGHTFOOT JR • Forward • 6-8 • 225 • Gilbert, Ariz. • Gilbert Christian HS

SEASON STATS

PPG	RPG	BPG	FG%	3FG%	FT%
2.5	2.9	1.0	54%	20%	53%
CAREER					
2.6	2.4	1.0	56%	33%	54%

CAREER HIGHS

Points	11 vs. Oakland (11.24.17)
Field Goals	4 4x, last vs. Kansas State (3.9.18)
Rebounds	11 vs. Penn (3.15.18)
Assists	3 at Oklahoma State (3.2.19)
Blocks	6 at TCU (1.6.18)
Steals	2 at Iowa State (2.13.18)
Minutes	31 vs. Kansas State (2.25.19)

NOTES

Pulled down seven rebounds with five points vs. Northeastern (3/21) ... Had nine blocked shots in three Big 12 Championship games, including a season-high four against West Virginia (3/15) ... Logged a career-high 31 minutes with nine points, five rebounds and three blocks vs. Kansas State (2/25) ... Leads KU with 14 charges drawn and is second with 33 blocked shots. **2017-18:** Started seven games ... Pulled down a career-high 11 rebounds vs. Penn (3/18) with nine points in the NCAA Tournament ... Finished second on the team with 54 blocked shots.