



KANSAS

#KUBball

f /KANSASBASKETBALL

@KUHOOPS

@KUHOOPS

DEC. 1, 2018 | STANFORD | GAME NOTES

KANSAS COMMUNICATIONS

JAYHAWKS

CARDINAL

5-0
OVERALL

0-0
BIG 12

#2 / #2
RANKING (AP/COACHES)



-vs-



4-3
OVERALL

0-0
PAC-12

- / -
RANKING (AP/COACHES)

Bill Self
HEAD COACH

452-96 (.825)
RECORD AT KU, 16TH SEASON

Jerod Haase
HEAD COACH

37-36 (.507)
RECORD AT STANFORD, 3RD SEASON

SCHEDULE (H: 2-0; A: 0-0; N: 3-0)

| Date | KU Rnk | OPP Rnk | Opponent | TV | Time/Result |
|-----------------------|---------------------|---------|---------------------|-----------|-------------|
| NOVEMBER (5-0) | | | | | |
| 6 | 1/1 | 10/10 | vs. Michigan State! | ESPN | W, 92-87 |
| 12 | 2/1 | -/- | VERMONT- | ESPN2 | W, 84-68 |
| 16 | 2/1 | -/- | LOUISIANA | JTV/ESPN+ | W, 89-76 |
| 21 | 2/2 | rv/rv | vs. Marquette# | ESPN2 | W, 77-68 |
| 23 | 2/2 | 5/5 | vs. Tennessee# | ESPN2 | W, 87-82 ot |
| DECEMBER | | | | | |
| 1 | 2/2 | -/- | STANFORD | ESPN | 4:30 p.m. |
| 4 | -/- | -/- | WOFFORD | JTV/ESPN+ | 7 p.m. |
| 8 | -/- | -/- | NEW MEXICO STATE* | ESPN2 | 7:30 p.m. |
| 15 | -/- | -/- | VILLANOVA | ESPN | 11 a.m. |
| 18 | -/- | -/- | SOUTH DAKOTA | JTV/ESPN+ | 7 p.m. |
| 22 | -/- | -/- | at Arizona State | ESPN2 | 8 p.m. |
| 29 | -/- | -/- | EASTERN MICHIGAN | JTV/ESPN+ | 1 p.m. |
| JANUARY | | | | | |
| 2 | -/- | -/- | OKLAHOMA* | ESPN2/U | 8 p.m. |
| 5 | -/- | -/- | at Iowa State* | ESPN2 | 4 p.m. |
| 9 | -/- | -/- | TCU* | ESPN2/U | 8 p.m. |
| 12 | -/- | -/- | at Baylor* | ESPN/2 | 3 p.m. |
| 14 | -/- | -/- | TEXAS* | ESPN/U | 8 p.m. |
| 19 | -/- | -/- | at West Virginia* | ESPN/2 | TBD |
| 21 | -/- | -/- | IOWA STATE* | ESPN/U | 8 p.m. |
| 26 | -/- | -/- | at Kentucky< | ESPN/2 | 5 p.m. |
| 29 | -/- | -/- | at Texas* | ESPN/2 | 6 p.m. |
| FEBRUARY | | | | | |
| 2 | -/- | -/- | TEXAS TECH* | CBS | 3 p.m. |
| 5 | -/- | -/- | at Kansas State* | ESPN/2 | 8 p.m. |
| 9 | -/- | -/- | OKLAHOMA STATE* | ESPN/2 | 11 a.m. |
| 11 | -/- | -/- | at TCU* | ESPN/2 | 8 p.m. |
| 16 | -/- | -/- | WEST VIRGINIA* | ESPN/2 | TBD |
| 23 | -/- | -/- | at Texas Tech* | ESPN/2 | 5/7 p.m. |
| 25 | -/- | -/- | KANSAS STATE* | ESPN | 8 p.m. |
| MARCH | | | | | |
| 2 | -/- | -/- | at Oklahoma State* | CBS | 11 a.m. |
| 5 | -/- | -/- | at Oklahoma* | ESPN/2 | 8 p.m. |
| 9 | -/- | -/- | BAYLOR* | ESPN/2 | 1 p.m. |
| 13-16 | Big 12 Championship | | | TBD | TBD |

All times Central and subject to change.

Rank: AP Top 25 / USA Today Coaches' Poll

! State Farm Champions Classic (Indianapolis, Ind.); ~ NIT Season Tip-Off (Campus Round); # NIT Season Tip-Off (Brooklyn, N.Y.); ^ Jayhawk Shootout (Kansas City, Mo.); < Big 12/Pac-12 Challenge; * Big 12 Conference Game

GAME 6 STANFORD vs #2/2 KANSAS

Lawrence, Kansas
Allen Fieldhouse (16,300)
Saturday, December 1, 2018 • 4:30 p.m. (CST)



Play-by-Play: Jon Sciambi
Analyst: Jay Bilas
Producer: Scott Gustafson
Director: Mike Roig



Radio: IMG Jayhawk Radio Network
Webcast: KUathletics.com/Radio
Play-by-Play: Brian Hanni
Analyst: Greg Gurley
Producer/Engineer: Steve Kincaid

TIP-OFF

- No. 2 Kansas (5-0) returns home to host Stanford (4-3) on Saturday, Dec. 1, at 4:30 p.m. on ESPN. KU is coming off the NIT Season Tip-Off championship. Stanford brings a two-game win streak to Lawrence after its 79-67 win versus Portland State on Nov. 28.
- With its win against No. 5 Tennessee in the title game of the NIT Season Tip-Off, Kansas has now won 13-straight regular-season games against teams ranked in the AP top-10. In fact, KU has won 20 of the last 21 regular-season contests versus top-10 teams dating back to Feb. 8, 2012.
- Kansas is looking to go 6-0 for the second-straight year and sixth time in Bill Self's 16 seasons at KU.
- The Jayhawks concluded the month of November without a loss (5-0). It marked the 12th time overall and the fifth time since 2007 that a KU squad has entered December perfect with four or more games played.
- Kansas leads the series with Stanford, 10-3, and the Jayhawks have won the last two meetings, each coming in the last two seasons.
- Kansas won its fifth-straight in-season tournament by claiming the NIT Season Tip-Off. Beginning with the Orlando Classic in 2014, the Jayhawks have also won the Maui Invitational in 2015, the CBE Classic in 2016 and the Miami Hoophall Invitational in 2017.
- Redshirt junior F Dedic Lawson has three double-doubles this season and 39 for his career. He is tied for fourth on the NCAA active double-double career list.
- Senior G Lagerald Vick is 21-of-32 from 3-point range in his last four games. His 21 treys mark the third-most ever by a Jayhawk in a four-game stretch and his 65.6 percent clip in that span is the highest by a KU player over four games with a minimum of 25 total attempts.
- Kansas is 3-for-3 in Big 12 Player of the Week honors this season with Dedic Lawson on Nov. 12 and 26 with Lagerald Vick sandwiched in between on Nov. 19. Additionally, freshman Quentin Grimes was the Big 12 Newcomer of the Week Nov. 12.

SERIES AT A GLANCE (MORE ON PG 6)

OVERALL **KANSAS LEADS 10-3**
In Lawrence (AFH) Kansas leads 5-0 (2-0)
Last Meeting KU, 75-54 @ Sacramento (12.21.17)



| | | |
|------|----------------------|------|
| 85.8 | << POINTS PER GAME | 68.7 |
| 48.9 | << FG% | 42.3 |
| 44.0 | << 3FG% | 30.1 |
| 63.8 | FT% >> | 69.3 |
| 41.2 | << REBOUNDS PER GAME | 36.3 |
| 16.6 | << ASSISTS PER GAME | 11.1 |
| 4.2 | BLOCKS PER GAME >> | 5.4 |
| 7.0 | STEALS PER GAME | 7.0 |
| 76.0 | SCORING DEFENSE >> | 68.3 |
| 42.2 | FG% DEFENSE >> | 41.1 |
| 37.8 | 3FG% DEFENSE >> | 24.0 |
| +7.0 | << REBOUND MARGIN | -2.1 |
| 1.3 | << AST-TO RATIO | 0.7 |

LAST GAME STARTERS

| DOTSON FR • GUARD | GRIMES FR • GUARD | VICK SR • GUARD | LAWSON R-JR • FORWARD | AZUBUIKE JR • CENTER |
|----------------------|----------------------|--------------------|--------------------------|-------------------------|
| MIN 30.4 | MIN 27.8 | MIN 36.8 | MIN 31.6 | MIN 21.8 |
| PPG 10.8 | PPG 9.0 | PPG 19.6 | PPG 17.8 | PPG 14.4 |
| FG% 54.1% | FG% 38.9% | FG% 57.1% | FG% 43.3% | FG% 66.7% |
| 3FG% 50.0% | 3FG% 47.4% | 3FG% 58.3% | REB 10.4 | REB 6.0 |
| AST 2.4 | AST 3.4 | AST 2.0 | AST 3.8 | BLK 2.0 |

COMMUNICATIONS

CHRIS THEISEN
Asst. AD for Comm.
e theisen@ku.edu
c 785.331.9356

BRAD GILBERT
Asst. Comm. Director
e bgilbert@ku.edu
c 785.424.4008

NUMERICAL ROSTER

| NO. | NAME | POS. | HT. | WT. | YR. | EXP. | HOMETOWN / HIGH SCHOOL / PREVIOUS SCHOOL |
|-----|------------------|------|------|-----|--------|------|--|
| 0 | Marcus Garrett | G | 6-5 | 195 | So. | 1L | Dallas, Texas / Skyline HS |
| 1 | Dedric Lawson | F | 6-9 | 235 | RS-Jr. | TR | Memphis, Tenn. / Hamilton HS / Memphis |
| 2 | Charlie Moore | G | 5-11 | 180 | RS-So. | TR | Chicago, Ill. / Morgan Park HS / California |
| 5 | Quentin Grimes | G | 6-5 | 210 | Fr. | HS | The Woodlands, Texas / College Park HS |
| 10 | Elijah Elliott | G | 6-3 | 185 | Fr. | HS | Southlake, Texas / Carroll Senior HS |
| 11 | Devon Dotson | G | 6-2 | 185 | Fr. | HS | Charlotte, N.C. / Providence Day School |
| 12 | Chris Teahan | G | 6-4 | 195 | So. | 1L | Leawood, Kan. / Rockhurst HS |
| 13 | K.J. Lawson | G | 6-8 | 210 | RS-So. | TR | Memphis, Tenn. / Hamilton HS / Memphis |
| 20 | Garrett Luinstra | G | 6-2 | 155 | Fr. | HS | Lawrence, Kan. / Lawrence Free State HS |
| 22 | Silvio De Sousa | F | 6-9 | 245 | So. | 1L | Luanda, Angola / IMG Academy [Fla.] |
| 24 | Lagerald Vick | G | 6-5 | 190 | Sr. | 3L | Memphis, Tenn. / Douglass HS |
| 30 | Ochai Agbaji | G | 6-5 | 210 | Fr. | HS | Kansas City, Mo. / Oak Park HS |
| 33 | David McCormack | F | 6-10 | 265 | Fr. | HS | Norfolk, Va. / Oak Hill Academy |
| 35 | Udoka Azubuike | C | 7-0 | 270 | Jr. | 2L | Delta, Nigeria / Potter's House Christian Academy [Fla.] |
| 44 | Mitch Lightfoot | F | 6-8 | 225 | Jr. | 2L | Gilbert, Ariz. / Gilbert Christian HS |

COACHING STAFF

| NAME | POSITION // YEAR AT KU | ALMA MATER // YEAR |
|------------------|--------------------------------|--------------------------|
| Bill Self | Head Coach // 16th | Oklahoma State // 1985 |
| Kurtis Townsend | Assistant Coach // 15th | Western Kentucky // 1982 |
| Norm Roberts | Assistant Coach // 8th | Queens College // 1987 |
| Jerrance Howard | Assistant Coach // 6th | Illinois // 2004 |
| Brennan Bechard | Dir. of Operations // 8th | Kansas // 2009 |
| Fred Quartlebaum | Dir. of S-A Development // 5th | Fordham // 1989 |
| Jeremy Case | Video Coordinator // 4th | Kansas // 2005 |

PRONUNCIATIONS

Udoka Azubuike..... you-DOE-kuh az-uh-BOO-kuu
 Silvio De Sousa..... deh-SOE-suh
 Devon Dotson..... DEH-vawn
 Dedric Lawson..... DEE-drik
 Garrett Luinstra..... loo-IN-struh
 Ochai Agbaji..... OH-chie uh-BAH-gée

RADIO/TV ROSTER



0 **MARCUS GARRETT**
So. · G · 6-5 · 195
Dallas, Texas




1 **DEDRIC LAWSON**
R-Jr. · F · 6-9 · 235
Memphis, Tenn.



2 **CHARLIE MOORE**
R-So. · G · 5-11 · 180
Chicago, Ill.



5 **QUENTIN GRIMES**
Fr. · G · 6-5 · 210
The Woodlands, Texas



10 **ELIJAH ELLIOTT**
Fr. · G · 6-3 · 185
Southlake, Texas




11 **DEVON DOTSON**
Fr. · G · 6-2 · 185
Charlotte, N.C.



12 **CHRIS TEAHAN**
So. · G · 6-4 · 195
Leawood, Kan.



13 **K.J. LAWSON**
R-So. · G · 6-8 · 210
Memphis, Tenn.



20 **GARRETT LUINSTRA**
Fr. · G · 6-2 · 155
Lawrence, Kan.



22 **SILVIO DE SOUSA**
So. · F · 6-9 · 245
Luanda, Angola



24 **LAGERALD VICK**
Sr. · G · 6-5 · 190
Memphis, Tenn.



30 **OCHAI AGBAJI**
Fr. · G · 6-5 · 210
Kansas City, Mo.



33 **DAVID MCCORMACK**
Fr. · F · 6-10 · 265
Norfolk, Va.



35 **UDOKA AZUBUIKE**
Jr. · C · 7-0 · 270
Delta, Nigeria



44 **MITCH LIGHTFOOT**
Jr. · F · 6-8 · 225
Gilbert, Ariz.



BILL SELF
Head Coach
16th Season



KURTIS TOWNSEND
Assistant Coach
15th Season



NORM ROBERTS
Assistant Coach
Eighth Season



JERRANCE HOWARD
Assistant Coach
Sixth Season



BRENNAN BECHARD
Director of Operations
Eighth Season



FRED QUARTLEBAUM
Dir. of S-A Development
Fifth Season

STANFORD CARDINAL

| NO. | NAME | POS. | HT. | WT. | YR. | HOMETOWN / HIGH SCHOOL / PREVIOUS SCHOOL |
|-----|-------------------|------|------|-----|-------|---|
| 0 | KZ Okpala | F | 6-9 | 215 | So. | Orange County, Calif. / Esperanza HS |
| 1 | Daejon Davis | G | 6-3 | 185 | So. | Seattle, Wash. / Garfield HS |
| 2 | Bryce Willis | G | 6-6 | 195 | Fr. | White Plains, N.Y. / Iona Preparatory School |
| 4 | Isaac White | G | 6-2 | 180 | So. | Adelaide, Australia / Sacred Heart College HS |
| 5 | Kodye Pugh | F | 6-8 | 205 | R-So. | Baltimore, Md. / Blair Academy (New Jersey) |
| 11 | Jaiden Delaire | F | 6-9 | 200 | Fr. | North Granby, Conn. / Granby Memorial |
| 12 | Keenan Fitzmorris | F | 7-0 | 210 | Fr. | Overland Park, Kan. / New Hampton School (N.H.) |
| 13 | Oscar da Silva | F | 6-9 | 225 | So. | Munich, Germany / Ludwig Gymnasium |
| 14 | Marcus Sheffield | G | 6-5 | 180 | R-Jr. | Alpharetta, Ga. / Chattahoochee HS |
| 15 | Rodney Herenton | G | 6-1 | 185 | Jr. | Chicago, Ill. / Stevenson HS |
| 20 | Josh Sharma | C | 7-0 | 230 | Sr. | Lexington, Mass. / Northfield Mount Hermon HS |
| 23 | Cormac Ryan | G | 6-5 | 190 | Fr. | New York, N.Y. / Milton Academy (Mass.) |
| 24 | Sam Beskind | G | 6-4 | 193 | Fr. | Tucson, Ariz. / Catalina Foothills HS |
| 32 | Lukas Kisunas | F | 6-10 | 245 | Fr. | Vilnius, Lithuania / Brewster Academy (N.H.) |
| 33 | Trevor Stanback | F | 6-11 | 225 | Jr. | Pasadena, Calif. / Maranatha |

Head Coach: Jerod Haase (Kansas, 1997)

Associate Head Coaches: Jeff Wulbrun, Adam Cohen; **Assistant Coach:** Jesse Pruitt

ABOUT KANSAS

No. 2 Kansas is 5-0 for the second-straight season and seventh time under head coach Bill Self after its 87-81 overtime win against then-No. 5 Tennessee in the title game of the NIT Season Tip-Off, Nov. 23. Through five games, Kansas leads the Big 12 in scoring offense at 85.8 and 3-point field goal percentage at 44.0 percent, which ranks in the top-10 in the NCAA. KU averages 41.2 rebounds per game with a +7.0 rebound margin. KU also has a +9.8 scoring margin and makes 8.0 3-pointers per game.

Senior G Lagerald Vick leads the Big 12 in scoring with 19.6 points per game and 3-point field made per game at 4.2. He is second on the league with a 58.3 3-point field goal percentage and is 21-of-32 (65.6 percent) from beyond the arc in his last four outings. Vick, who will play in his 100th career game Saturday, is tied for the team lead with eight steals.

Redshirt junior F Detric Lawson, who was named the Big 12 Player of the Week Nov. 26 for the second time this season, has recorded back-to-back double-doubles in his last two games and leads the Big 12 with a 10.4 rebound average. Detric Lawson is the only player in the conference averaging a double-double as his 17.8 scoring average is sixth in the league. He also leads the team with 19 assists and 30 free throws made. Junior C Udoka Azubuike is next in scoring at 14.4 points per game and his 6.0 rebound average is second on the squad. Azubuike leads the team with 10 blocked shots and a 66.7 field goal percentage. Freshmen guards Devon Dotson (10.8 ppg, team-high-tying eight steals) and Quentin Grimes (9.0 ppg, 17 assists) round out the Kansas starters.

Sophomore G Marcus Garrett (6.3 ppg, 2.8 rpg) has 10 assists. Garrett, who missed the Tennessee (11/23) game due to concussion-like symptoms, had a season-high 11 points against Marquette (11/21). Other KU regulars include redshirt sophomore G Charlie Moore (3.4 ppg, 2.0 rpg), redshirt sophomore G K.J. Lawson (2.8 ppg, 2.8 rpg), freshman F David McCormack (1.8 ppg, 2.5 rpg), and junior F Mitch Lightfoot (2.6 ppg).

NCAA DI LEADERS - TEAM 3-POINT FG%

| RNK | SCHOOL | 3FG | 3FGA | 3FG% |
|-----|-------------------|-----------|-----------|-------------|
| 1. | Indiana State | 33 | 67 | 49.3 |
| 2. | New Mexico | 45 | 94 | 47.9 |
| 3. | Creighton | 78 | 167 | 46.7 |
| 4. | Yale | 42 | 92 | 45.7 |
| 5. | Abilene Christian | 55 | 124 | 44.4 |
| 6. | Rider | 35 | 79 | 44.3 |
| 7. | KANSAS | 40 | 91 | 44.0 |
| 8. | Wisconsin | 56 | 128 | 43.8 |
| 9. | Toledo | 72 | 166 | 43.4 |
| 10. | Northern Colorado | 65 | 150 | 43.3 |

Through game played on 11.29.18

ABOUT STANFORD

Located in Stanford, California, with an enrollment of 16,424, Stanford is 4-3 on the season after its 79-67 win against Portland State on Nov. 28. The Cardinal are coached by former KU guard Jerod Haase, who is 37-36 in his third season at Stanford and 117-89 in his seventh season overall. Stanford has won two straight and its three losses have been to nationally-ranked North Carolina and Wisconsin and Florida, who is receiving votes in the Associated Press polls. Stanford averages 68.7 points per game. The Cardinal pull down 36.3 rebounds per contest and make 5.7 3-pointers per outing.

Stanford is young as all five of its projected starters are sophomores and freshmen. Sophomore F KZ Okpala leads Stanford in scoring with 16.3 points per game and his 6.0 rebound average is tied for the team lead. Freshman G Cormac Ryan is next in scoring at 10.7 points per game and he leads the Cardinal with 15 3-pointers made and is tied for the team lead with 10 steals. Ryan pulls down 4.3 rebounds per outing. Sophomore G Daejon David leads the team with 19 assists and is tied with Ryan for the team lead with 10 steals. He averages 7.6 points and 3.6 rebounds per game. Sophomore F Oscar da Silva is tied with Okpala for the team lead with a 6.0 rebound average and he scores 7.1 points per outing. Freshman G Bryce Willis (4.2 ppg, 2.7 rpg) rounds out the Stanford starters.

Senior C Josh Sharma has started three games and averages 6.9 points per outing. Other Stanford regulars include junior F Marcus Sheffield (6.0 ppg) and freshman F Jaiden Delaire (4.4 ppg).

A transfer from California, Haase played three seasons at KU from 1995-97 under head coach Roy Williams. From 1999-2003, Haase was on the KU staff as director of basketball operations. He then followed Williams to North Carolina where he was an assistant coach and director of basketball operations from 2003-09. He was then an assistant coach for the Tar Heels until taking the head coaching position at UAB, where he was from 2012-16. A 1997 Academic All-American at KU, Haase, who won two conference regular-season titles (1996, 1997) as a player at Kansas, ranks 34th on the KU career scoring list with 1,264 points. Haase led KU in 3-pointers made in 1995 and 1996 and also ranks 14th in career 3-point field goals made (156) and 12th in steals (174).

THE SERIES

Kansas holds a 10-3 all-time series advantage against Stanford, including victories in each of the last two seasons, an 89-74 win on Dec. 3, 2016, in Allen Fieldhouse and a 75-54 win on Dec. 21, 2017, in Sacramento. This series dates back to 1932 and Kansas won the first four meetings. In 2002, in St. Louis, Kansas defeated Stanford, 86-63, in the second round of the NCAA Tournament. KU would later advance to the Final Four in Atlanta.

2018-19 QUICK FACTS

GENERAL INFORMATION

| | |
|---------------------------------|--|
| Location | Lawrence, Kan. |
| Enrollment | 28,510 |
| Founded | 1866 |
| Nickname | Jayhawks |
| School Colors | Crimson (Pantone 186) and Blue (Pantone 293) |
| Conference | Big 12 |
| Chancellor | Douglas A. Girod |
| Athletics Director | Jeff Long |
| Deputy Athletics Director (MBB) | Sean Lester |
| Athletics Website | www.KUAthletics.com |
| Ticket Office Phone | 1.800.34.HAWKS (42957) |

HISTORY

| | |
|--|------------------|
| Seasons of Basketball | 120th |
| First Season | 1889-90 |
| All-Time Record (Win %) | 2,253-849 (.726) |
| Conference Regular-Season Titles (last) | 61 (2018) |
| Conference Postseason Tourn. Titles (last) | 15 (2018) |
| NCAA Tournament Appearances (last) | 47 (2018) |
| NCAA Tournament Record | 107-46 |
| Consecutive NCAA Appearances | 29 (1990-pres.) |
| NCAA Final Four Appearances (last) | 15 (2018) |
| NIT Appearances (last) | 2 (1969) |

ALLEN FIELDHOUSE

| | |
|--------------------------------|---------------------------|
| Year Opened (Seasons) | 1955 (64th season) |
| Capacity | 16,300 |
| Consecutive Sellouts | 277 games (Since 2001-02) |
| All-Time Record (Win %) | 774-113 (.872) |
| Record under Bill Self (Win %) | 236-13 (.948) |

COACHING STAFF

| | |
|-----------------|------------------------------------|
| Head Coach | Bill Self (Oklahoma State, '85) |
| Record at KU | 452-96 (16th season) |
| Overall Record | 659-201 (26th season) |
| Assistant Coach | Kurtis Townsend (W. Kentucky, '82) |
| | 15th season |
| Assistant Coach | Norm Roberts (Queens College, '87) |
| | 8th season |
| Assistant Coach | Jerrance Howard (Illinois, '04) |
| | Sixth season |

2017-18 REVIEW

| | |
|---|--|
| Overall Record | 31-8 (.795) |
| Big 12 Record (Finish) | 13-5 (1st) |
| Home Record | 14-4 (14-3 in AFH) |
| Road Record | 7-3 |
| Neutral Record | 10-1 |
| Big 12 Championship | No. 1 Seed / Champion vs. WVU - W, 81-70 |
| NCAA Tournament | No. 1 Seed / Final Four vs. Villanova - L, 79-95 |
| Associated Press Poll Ranking (final) | 4 |
| USA TODAY Coaches' Poll Ranking (final) | 3 |

2018-19 TEAM INFORMATION

| | |
|--------------------------------|---------------|
| Letterwinners Returning / Lost | 6 / 6 |
| Starters Returning / Lost | 2 / 3 |
| Newcomers | 9 |
| Fr / So / Jr / Sr | 5 / 5 / 3 / 1 |

COMMUNICATIONS

| | |
|-------------------|--|
| Todd Kober | Assoc. AD/Executive Dir. External Branding |
| Chris Theisen | Assistant AD Communications (MBB) |
| Phone | 785.331.9356 |
| Email | .theisen@ku.edu |
| Brad Gilbert | Asst. Communications Director (MBB) |
| Phone | 785.424.4008 |
| Email | .brgilbert@ku.edu |
| Mailing Address | Kansas Athletics Communications |
| | 1651 Naismith Drive, Suite 1400 |
| | Lawrence, KS 66045-4069 |
| Main Office Phone | 785.864.3417 |
| Twitter/Instagram | @KUHoops |
| Facebook | /KansasBasketball |
| Hashtags | #KUball #RockChalk #PayHead |

2018-19 MEDIA INFORMATION

Weekly Press Conference

Bill Self will conduct press conferences throughout the season. Media members should contact the communications office for accurate dates and times. Video of the press conference will stream live on KUathletics.com. Schedule: December 6, 13, 20, 31; January 7, 17, 24; February 14, 21, 28; March 7, 11, 17.

Big 12 Teleconference

The Big 12 Conference conducts weekly interviews with every league head coach throughout the season. Bill Self's scheduled time is from 10:00-10:08 a.m. each week. Contact the Big 12 office for the appropriate phone number and for the entire lineup of coaches' times. Schedule: January 3, 10, 17, 24, 31; February 7, 14, 21, 28; March 11.

Hawk Talk Radio Show

Hawk Talk, Bill Self's radio show, airs week during the season from 6-7 p.m. starting Oct. 30, on most Jayhawk Radio IMG Network stations. March 11 is the final show of the season. Hawk Talk will originate from the Johnny's Tavern West in Lawrence. Remaining Schedule: December 5, 11, 19; January 8, 15, 22, 30; February 6, 12, 19, 26; March 6, 11.

Credentials

Please apply at KUathletics.com/media

JAYHAWK IMG RADIO NETWORK AFFILIATES

| | |
|---------------------|---------------|
| Abilene/Salina | KDJM-101.7 FM |
| Coffeyville | KGGF-104.1 FM |
| Concordia | KNCK-94.9 FM |
| Dodge City | KGNO-1370 AM |
| Emporia | KVOE-1400 AM |
| Fort Scott | KMDO-1400 AM |
| Fort Scott | KOMB-103.9 FM |
| Garden City | KBUF-1030 AM |
| Glen Elder | KZDY-96.3 FM |
| Goodland/Colby | KWGB-97.9 FM |
| Great Bend/Larned | KBGL-106.9 FM |
| Hays | KAYS-1400 AM |
| Hutchinson | KSKU-94.7 FM |
| Iola | KIOL-1370 AM |
| Kansas City | KCTE-1510 AM |
| Kansas City | KCTE-99.3 FM |
| Kansas City | WHB-810 AM |
| Lawrence (Flagship) | KLWN-1320 AM |
| Lawrence (Flagship) | KKSW-105.9 FM |
| Liberal | KSCB-1270 AM |
| Marysville | KNDY-95.5 FM |
| Parsons | KLKC-1540 AM |
| Parsons | KLKC-93.5 FM |
| Phillipsburg | KKAN-1490 AM |
| Phillipsburg | KQMA-92.5 FM |
| Russell | KRSL-95.9 FM |
| Topeka | KMAJ-1440 AM |
| Topeka | KWIC-99.3 FM |
| Wellington | KLEY-100.3 FM |
| Wichita | KFH-1240 AM |
| Wichita | KFH-97.5 FM |

ASSOCIATED PRESS (AP)

NOVEMBER 26, 2018

| RANK | SCHOOL (FIRST PLACE VOTES) | RECORD | POINTS |
|-----------|----------------------------|------------|--------------|
| 1 | Gonzaga (32) | 6-0 | 1,590 |
| 2 | KANSAS (31) | 5-0 | 1,584 |
| 3 | Duke (1) | 5-1 | 1,486 |
| 4 | Virginia (1) | 6-0 | 1,396 |
| 5 | Nevada | 6-0 | 1,329 |
| 6 | Tennessee | 4-1 | 1,284 |
| 7 | Michigan | 6-0 | 1,213 |
| 8 | Auburn | 5-1 | 1,129 |
| 9 | Michigan State | 5-1 | 1,111 |
| 10 | Kentucky | 5-1 | 1,022 |
| 11 | North Carolina | 6-1 | 943 |
| 12 | Kansas State | 6-0 | 936 |
| 13 | Virginia Tech | 5-0 | 921 |
| 14 | Iowa | 5-0 | 599 |
| 15 | Florida State | 5-1 | 581 |
| 16 | Ohio State | 6-0 | 511 |
| 17 | Texas | 5-1 | 486 |
| 18 | Oregon | 4-1 | 439 |
| 19 | Purdue | 5-1 | 387 |
| 20 | Texas Tech | 6-0 | 380 |
| 21 | Buffalo | 5-0 | 351 |
| 22 | Wisconsin | 5-1 | 253 |
| 23 | Villanova | 5-2 | 217 |
| 24 | Maryland | 6-0 | 170 |
| 25 | Mississippi State | 4-1 | 161 |

OTHERS RECEIVING VOTES: Arizona State 156, Clemson 135, Furman 72, Creighton 65, LSU 41, Indiana 35, UCLA 30, Iowa State 22, St. John's 19, Minnesota 17, Miami 10, Syracuse 8, TCU 8, Nebraska 6, Arkansas 6, Notre Dame 4, UConn 4, Florida 3, UCF 3, Davidson 1, Houston 1

WEEK-BY-WEEK RANKINGS

| WEEK | AP | COACHES | NCAA NET |
|-----------|--------|---------|----------|
| Preseason | 1 (37) | 1 (14) | - |
| Nov. 12 | 2 (14) | - | - |
| Nov. 19 | 2 (7) | 2 | - |
| Nov. 26 | 2 (31) | 2 (15) | 11 |
| Dec. 3 | | | |
| Dec. 10 | | | |
| Dec. 17 | | | |
| Dec. 24 | | | |
| Dec. 31 | | | |
| Jan. 7 | | | |
| Jan. 14 | | | |
| Jan. 21 | | | |
| Jan. 28 | | | |
| Feb. 4 | | | |
| Feb. 11 | | | |
| Feb. 18 | | | |
| Feb. 25 | | | |
| March 4 | | | |
| March 11 | | | |

() - First place votes in parenthesis

USA TODAY (COACHES)

NOVEMBER 26, 2018

| RANK | SCHOOL (FIRST PLACE VOTES) | RECORD | POINTS |
|-----------|----------------------------|------------|------------|
| 1 | Gonzaga (17) | 6-0 | 784 |
| 2 | KANSAS (15) | 5-0 | 782 |
| 3 | Duke | 5-1 | 712 |
| 4 | Virginia | 6-0 | 710 |
| 5 | Michigan | 6-0 | 638 |
| 6 | Nevada | 6-0 | 614 |
| 7 | Tennessee | 4-1 | 612 |
| 8 | Michigan State | 5-1 | 542 |
| 9 | Kentucky | 5-1 | 502 |
| 10 | Auburn | 5-1 | 492 |
| 10 | Kansas State | 6-0 | 492 |
| 12 | Virginia Tech | 5-0 | 471 |
| 13 | North Carolina | 6-1 | 452 |
| 14 | Florida State | 5-1 | 275 |
| 15 | Iowa | 5-0 | 264 |
| 16 | Ohio State | 6-0 | 249 |
| 17 | Texas | 5-1 | 235 |
| 18 | Purdue | 5-1 | 209 |
| 19 | Texas Tech | 6-0 | 173 |
| 20 | Buffalo | 5-0 | 159 |
| 21 | Oregon | 4-1 | 157 |
| 22 | Wisconsin | 5-1 | 139 |
| 23 | Villanova | 5-2 | 118 |
| 24 | Clemson | 5-1 | 114 |
| 25 | Mississippi State | 4-1 | 97 |

OTHERS RECEIVING VOTES: Maryland 77, Arizona State 51, UCLA 37, LSU 36, Miami 30, Furman 27, Creighton 26, Minnesota 19, NC State 19, Iowa State 16, Butler 12, UCF 9, St. John's 9, Nebraska 8, Syracuse 7, Houston 7, TCU 7, Indiana 5, West Virginia 4, Arkansas 1, North Texas 1

RANKINGS BREAKDOWN

| | AP | COACHES |
|----------------------------------|-----------------|-------------|
| Weeks in Top 25 | 754 (269) | 527 (283) |
| Weeks in Top 10 | 544 (202) | 419 (216) |
| Weeks in Top 5 | 331 (125) | 285 (139) |
| Weeks at No. 1 | 67 (27) | 60 (29) |
| Most Consecutive Weeks in Top 25 | 184* (184*) | 189* (189*) |
| Most Consecutive Weeks at No. 1 | 15 (9) | 15 (9) |
| W-L vs Top 25 | 224-190 (92-45) | - |
| Home vs Top 25 | 85-47 (39-6) | - |
| Away vs Top 25 | 52-73 (23-18) | - |
| Neutral vs Top 25 | 87-70 (30-21) | - |
| W-L vs Top 10 | 100-107 (40-20) | - |
| Home vs Top 10 | 34-31 (14-2) | - |
| Away vs Top 10 | 21-35 (10-6) | - |
| Neutral vs Top 10 | 45-41 (16-12) | - |

() - Bill Self era in parenthesis

* - Current Streak - longest active in the NCAA

2018-19 BIG 12 STANDINGS (AS OF 11.29.18)

| Team | BIG 12 | | | | | | | OVERALL | | | | | | |
|----------------|------------|-------------|------------|------------|------------|----------|------------|--------------|------------|------------|------------|-----------|--|--|
| | Record | Pct | Home | Away | Neutral | Streak | Record | Pct | Home | Away | Neutral | Streak | | |
| Kansas State | 0-0 | .000 | 0-0 | 0-0 | 0-0 | - | 6-0 | 1.000 | 4-0 | 0-0 | 2-0 | W6 | | |
| Texas Tech | 0-0 | .000 | 0-0 | 0-0 | 0-0 | - | 6-0 | 1.000 | 4-0 | 0-0 | 2-0 | W6 | | |
| KANSAS | 0-0 | .000 | 0-0 | 0-0 | 0-0 | - | 5-0 | 1.000 | 2-0 | 0-0 | 3-0 | W5 | | |
| TCU | 0-0 | .000 | 0-0 | 0-0 | 0-0 | - | 4-0 | 1.000 | 4-0 | 0-0 | 0-0 | W4 | | |
| Iowa State | 0-0 | .000 | 0-0 | 0-0 | 0-0 | - | 6-1 | .857 | 4-0 | 0-0 | 2-1 | W3 | | |
| Oklahoma | 0-0 | .000 | 0-0 | 0-0 | 0-0 | - | 6-1 | .857 | 3-0 | 2-0 | 1-1 | W2 | | |
| Texas | 0-0 | .000 | 0-0 | 0-0 | 0-0 | - | 5-1 | .833 | 3-0 | 0-0 | 2-1 | L1 | | |
| Baylor | 0-0 | .000 | 0-0 | 0-0 | 0-0 | - | 5-2 | .714 | 4-1 | 0-0 | 1-1 | W2 | | |
| Oklahoma State | 0-0 | .000 | 0-0 | 0-0 | 0-0 | - | 4-2 | .667 | 2-0 | 0-1 | 2-1 | W1 | | |
| West Virginia | 0-0 | .000 | 0-0 | 0-0 | 0-0 | - | 4-2 | .667 | 2-1 | 0-0 | 2-1 | W3 | | |

SERIES (CONT.)

Last season, Kansas and Stanford met at Golden1 Center in Sacramento, California, with KU winning 75-54. Jayhawk center Udoka Azubuike led all scorers with 24 points to go along with seven rebounds, while Devonte' Graham and Sviatoslav Mykhailiuk each had 14 points. Current senior Lagerald Vick scored 13 points on 5-of-7 shooting. KU led 47-29 at half and shot 52.5 percent from the field for the game.

Saturday's game will be the third of a four-game series between Kansas and Stanford. The original agreement was for two years, concluding this season. With Stanford's appointment of former KU guard Jerod Haase as the Cardinal head coach, the two programs agreed on an extended series that included games in 2018 and 2019. Stanford will host the Jayhawks at Maples Pavilion on Dec. 29, 2019.

A KANSAS WIN WOULD...

Make Kansas 6-0 for the second-straight season and sixth time in head coach Bill Self's 16 seasons at KU ... Make KU 1-0 in the month of December for the fifth-straight season ... Make Kansas 11-3 all-time versus Stanford, giving KU a three-game series winning streak ... Give Kansas its eighth-straight win in Allen Fieldhouse, including a 3-0 record this season ... Make KU 237-13 in Allen Fieldhouse under head coach Bill Self and 776-113 all-time in the venue ... Make Self 453-96 while at Kansas and 660-201 overall ... Make Kansas 2,254-849 all-time.

A KANSAS LOSS WOULD...

Make Kansas 5-1, ending a five-game winning streak ... Make KU 0-1 in the month of December for the first time since the 2013-14 season ... End a Kansas two-game winning streak against Stanford, making the series 10-4 in favor of the Jayhawks ... End a KU seven-game winning streak in Allen Fieldhouse, making KU 3-1 at home this season ... Make KU 236-14 in Allen Fieldhouse under Bill Self and 775-114 all-time in the venue ... Make head coach Bill Self 451-97 while at Kansas and 658-202 overall ... Make Kansas 2,253-850 all-time.

LAST TIME OUT

An MVP effort by junior Dedic Lawson gave the No. 2 Kansas Jayhawks an 87-81 overtime win over No. 5 Tennessee in the championship game of the NIT Season Tip-Off Nov. 23 inside Barclays Center. Lawson tallied 24 points and collected 13 rebounds en route to claiming tournament most valuable player honors. Senior guard Lagerald Vick, who added 15 points, was also named to the all-tournament team as the Jayhawks claimed their fourth NIT title.

Redshirt sophomore Charlie Moore made two free throws with 1:24 remaining that ended regulation at 69-69, sending the contest into overtime. Highlighted by Dedic Lawson's seven points, KU outscored UT 18-12 in the extra period.

Kansas found its three redshirts, who sat out the 2017-18 season together, seeing extended time on the floor, and all contributed positively in Dedic Lawson; his brother, K.J. Lawson (eight points, six rebounds in 19 minutes); and Moore (nine points scored in 32 minutes).

Lagerald Vick continued to have the hot hand for the Jayhawks, as he collected 15 points in 43 minutes played, his fourth-straight contest in which he has scored in double-figures.

TENNESSEE LEFTOVERS & NOTABLES

- Kansas' 20-3 record in the NIT Season Tip-Off marked the third-most wins in the NIT, trailing Duke's 25 and Arizona's 22.
- Kansas' four NIT Season Tip-Off titles tie for the most in the event. Duke and Arizona have also won four NITs.
- The win gave the Jayhawks their 13th-straight regular-season victory over a top-10 ranked team.
- KU improved to 15-3 against Associated Press top-10 teams since the 2015-16 season.
- KU has won three-straight overtime games and is now 7-2 in its last nine OT contests. KU is 21-9 in games that go to overtime under Bill Self.
- The win gave the Jayhawks their fifth-straight in-season tournament championship, a streak which began in 2014.
- With Tennessee building a nine-point lead (45-36) with 16:06 left in regulation, Kansas has trailed by eight or more points in each of its last four games. KU went on to win each contest by six or more points.
- The Jayhawks' 18 points in overtime were their most since also scoring 18 points in a 97-89 extra-period win over Iowa State in Lawrence on Jan. 3, 2013.
- Dedic Lawson became the third Jayhawk to be named Most Valuable Player of the NIT Season Tip-Off joining Mark Randall (1989), Richard Scott (1993) and Paul Pierce (1997).

TOP-10 TRIUMPHS

With its win over then-No. 5 Tennessee in the title game of the NIT Season Tip-Off on Nov. 23, Kansas extended an impressive streak. The Jayhawks' victory marked their 13th-straight over an Associated Press top-10 opponent in regular-season play. Since the 1996-97 season, no other team in the nation has strung together more than seven regular-season wins over top-10 foes. KU's last regular-season loss to a team ranked in the AP's top-10 came to No. 1 Kentucky in the 2014 Champions Classic (11/18/14).

Even more impressive, prior to its Champions Classic loss to the Wildcats in 2014, the Jayhawks amassed a streak of seven-straight regular-season top-10 victories. This means that Kansas is an astounding 20-1 in its last 21 regular-season contests against top-10 ranked squads.

Since Bill Self took the reins of the Jayhawks in 2003, KU is 40-20 against top-10 teams, which includes postseason play.

LONGEST REGULAR-SEASON WIN STREAKS VS. AP TOP-10 OPPONENTS (SINCE 1996-97)

| SCHOOL | CONSEC. WINS | DATES |
|---------------|--------------|-------------------------|
| KANSAS | 13 | 1/4/16 - PRESENT |
| Duke | 7 | 2/28/98 - 2/3/99 |
| Kentucky | 7 | 1/29/02 - 1/3/2004 |
| Syracuse | 7 | 11/20/09 - 12/07/10 |
| KANSAS | 7 | 2/8/12 - 1/18/14 |



NCAA TOP-150



BIG 12 TOP-10

STATISTIC RANKINGS

(as of 11.29.2018)

| | STAT | NCAA | BIG 12 |
|-------------------|-------|-------|--------|
| W-L% | 1.000 | t1st | t1st |
| SCORING | 85.8 | 27th | 1st |
| SCORING DEFENSE | 76.0 | - | 9th |
| SCORING MARGIN | +9.8 | 100th | 5th |
| REBOUNDING | 41.2 | 41st | 2nd |
| REBOUNDING DEF. | 34.2 | - | 6th |
| REBOUNDING MARGIN | +7.0 | 50th | 4th |
| ASSISTS | 16.6 | 49th | 2nd |
| ASSIST-TO RATIO | 1.3 | 63rd | 4th |
| TURNOVER MARGIN | +1.6 | 126th | 5th |
| STEALS | 7.0 | 133rd | 5th |
| BLOCKED SHOTS | 4.2 | 98th | 8th |
| FG % | 48.9 | 47th | 4th |
| FG % DEF. | 42.2 | 143rd | 9th |
| 3FG MADE | 8.0 | - | 5th |
| 3FG% | 44.0 | 7th | 1st |
| 3FG% DEF. | 37.8 | - | 9th |
| FT% | 63.8 | - | 9th |

INDIVIDUAL (ALL GAMES)

SCORING

| | | | |
|---------------|------|-------|-----|
| Lagerald Vick | 19.6 | 69th | 1st |
| Dedic Lawson | 17.8 | 130th | 6th |

FIELD GOAL PERCENTAGE (MIN. 5 MADE PER GAME)

| | | | |
|----------------|------|------|-----|
| Udoka Azubuike | 66.7 | 16th | 2nd |
| Lagerald Vick | 57.1 | 69th | 4th |

3-POINT FIELD GOALS MADE PER GAME

| | | | |
|----------------|-----|-----|------|
| Lagerald Vick | 4.2 | 7th | 1st |
| Quentin Grimes | 1.8 | - | 10th |

3-PT FIELD GOAL PERCENTAGE (MIN. 2.5 MADE PER GAME)

| | | | |
|----------------|------|-----|------|
| Lagerald Vick | 58.3 | 6th | 2nd |
| Devon Dotson | 50.0 | - | t4th |
| Quentin Grimes | 47.4 | - | 6th |

REBOUNDING

| | | | |
|----------------|------|------|-------|
| Dedic Lawson | 10.4 | 18th | 1st |
| Udoka Azubuike | 6.0 | - | t14th |

ASSISTS

| | | | |
|--------------|-----|---|-----|
| Dedic Lawson | 3.8 | - | 9th |
|--------------|-----|---|-----|

ASSIST-TO-TURNOVER RATIO

| | | | |
|----------------|-----|---|------|
| Quentin Grimes | 1.9 | - | 9th |
| Dedic Lawson | 1.5 | - | 14th |

BLOCKS

| | | | |
|----------------|-----|------|-----|
| Udoka Azubuike | 2.0 | 60th | 8th |
|----------------|-----|------|-----|

DOUBLE-DOUBLES

| | | | |
|----------------|---|------|------|
| Dedic Lawson | 3 | 25th | t1st |
| Udoka Azubuike | 1 | - | t7th |
| Quentin Grimes | 1 | - | t7th |



-vs-



ALL-TIME SERIES

| OVERALL | KANSAS LEADS 10-3 |
|------------------------------|-----------------------|
| Home (Allen Fieldhouse) | KU leads 5-0 (2-0) |
| Away | Tied 1-1 |
| Neutral Sites | KU leads 4-2 |
| Current KU Streak | W2 |
| Longest KU Winning Streak | 4 (1932-46, 1967-89) |
| Longest KU Losing Streak | 2 (2003, 2014) |
| Largest KU Margin of Victory | 23 (86-63, 3.16.2002) |
| Largest KU Margin of Defeat | 6 (58-64, 12.6.2003) |

KANSAS-STANFORD SERIES

| | | | |
|------------|--------------------|---|-------|
| 12/30/1932 | Lawrence | W | 38-20 |
| 12/31/1932 | Lawrence | W | 38-17 |
| 01/02/1933 | Lawrence | W | 34-28 |
| 12/30/1946 | Kansas City, Mo. | W | 54-52 |
| 12/23/1963 | Palo Alto, Calif. | L | 64-69 |
| 12/18/1967 | Lawrence | W | 72-54 |
| 12/21/1968 | Palo Alto, Calif. | W | 76-67 |
| 12/30/1989 | Kansas City, Mo. | W | 83-61 |
| 03/16/2002 | St. Louis* | W | 86-63 |
| 12/06/2003 | Anaheim, Calif. | L | 58-64 |
| 03/23/2014 | St. Louis* | L | 57-60 |
| 12/03/2016 | Lawrence | W | 89-74 |
| 12/21/2017 | Sacramento, Calif. | W | 75-54 |

*NCAA Tournament (Second Round)

2018-19 ACCOLADES

TEAM

NIT Season Tip-Off Champion
 Preseason No. 1 in Associated Press Poll
 Preseason No. 1 in USA TODAY Coaches' Poll
 Preseason No. 1 in Big 12 Conference Coaches' Poll

UDOKA AZUBUIKE

Kareem Abdul-Jabbar Center of the Year Award Candidate (1 of 20)
 Preseason All-Big 12 Honorable Mention

DEVON DOTSON

Bob Cousy Point Guard of the Year Award Candidate (1 of 20)

QUENTIN GRIMES

Big 12 Newcomer of the Week (11.12.18)
 Wooden Award Preseason Watch List (1 of 50)
 Naismith Trophy Watch List (1 of 50)
 Jerry West Shooting Guard of the Year Candidate (1 of 20)
 Preseason Big 12 Freshman of the Year
 Preseason All-Big 12 Honorable Mention

DEDRIC LAWSON

NIT Season Tip-Off MVP & All-Tournament Team
 Big 12 Player of the Week (11.12.18)
 Wooden Award Preseason Watch List (1 of 50)
 NABC Player of the Year candidate (1 of 20)
 Naismith Trophy Watch List (1 of 50)
 Preseason Associated Press All-America
 Karl Malone Power Forward of the Year Award Candidate (1 of 20)
 Preseason All-Big 12 First Team

LAGERALD VICK

NIT Season Tip-Off All-Tournament Team
 Big 12 Player of the Week (11.19.18)

THREE-STRAIGHT BIG 12 PLAYER OF THE WEEKS FOR KU

Kansas redshirt junior Dedric Lawson posted back-to-back double-doubles in being named the most valuable player of the NIT Season Tip-Off and has been named the Big 12 Player of the Week in a vote by a media panel which covers the league, the conference announced Nov. 26.

This is the second time this season Lawson has earned the honor and the third-straight week Kansas has taken home the conference player of the week. Lawson's two weekly league honors, Nov. 12 and 26, were sandwiched by Jayhawk senior Lagerald Vick being named Nov. 19. Additionally, KU's Quentin Grimes was named the Big 12 Newcomer of the Week Nov. 12.

Lawson scored 26 points and pulled down 12 rebounds in Kansas' 77-68 win versus Marquette (11/21) in the NIT semifinals. The Memphis native also had three assists and two blocked shots against the Golden Eagles.

In KU's 87-81 overtime win against No. 5 Tennessee (11/23) in the title game, Lawson scored 24 points, pulled down 13 rebounds and had five assists. It marked the first time since 2003 a Jayhawk has posted 20 points, 10 rebounds and five assists. He averaged 25 points and 12.5 rebounds in Kansas' NIT title run and in the title game against the Volunteers, Lawson scored 17 of his 24 points in the second half and overtime.

DOUBLE-DOUBLE MACHINE

Redshirt junior F Dedric Lawson is tied for the Big 12 lead with three double-doubles this season. He is tied with Brady Manek (Oklahoma) and Dylan Osetkowski (Texas). Lawson entered the 2018-19 season with 36 double-doubles in his two seasons at Memphis. He had 17 as a freshman in 2015-16 and 19 as a sophomore in 2016-17. Lawson's 39 career double-doubles tie for fourth on the NCAA Division I active list. Lawson is the only non-senior on the NCAA Division I top-10 list.

ACTIVE NCAA DI CAREER DOUBLE-DOUBLE LEADERS

| RNK | PLAYER (TEAM) | GAMES | DOUBLE-DOUBLES |
|----------|---------------------------------------|-----------|----------------|
| 1 | James Thompson VI (E. Mich.) | 108 | 61 |
| 2 | Jordan Murphy (Minnesota) | 103 | 50 |
| 3 | Devontae Cacok (UNC-Willmington) | 104 | 40 |
| 4 | Dedric Lawson (Memphis/Kansas) | 70 | 39 |
| t4 | Zach Hankins (Xavier) | 113 | 39 |
| t6 | Mike Daum (South Dakota St.) | 112 | 38 |
| t6 | Ethan Happ (Wisconsin) | 112 | 38 |
| t6 | Drew McDonald (Northern Ky.) | 105 | 38 |

Through games played on Nov. 29, 2018

KU MEN AND WOMEN ONLY COMBINED UNDEFEATED SCHOOL LEFT

Through games of Nov. 30, Kansas is the only school in the nation to have both their men's and women's basketball programs undefeated. At Kansas, the men's team takes a 5-0 record into its game against Stanford, while the women's team is 6-0 following its win at LSU on Nov. 29.

TOUGH COMPETITION

Many talk about how tough the Kansas schedule is for 2018-19. One look at KU's nonconference opponents shows that six foes were preseason selections in their respective league races, with an additional five picked for second-place finishes.

KU'S NON-CON OPPONENTS IN PRESEASON LEAGUE POLLS

| CONFERENCE | OPPONENT | PRESEASON PICK |
|--------------|--|----------------|
| America East | Vermont (W, 86-68) | 1st |
| Big East | Villanova Marquette (W, 77-68) | 1st 2nd |
| Big Ten | Michigan St. (W, 92-87) | 1st |
| Mid-American | Eastern Michigan | 1st |
| Pac-12 | Arizona State Stanford | 6th 9th |
| SEC | Kentucky Tennessee (W, 87-81) | 1st 2nd |
| Southern | Wofford | 2nd |
| Summit | South Dakota | 2nd |
| Sun Belt | Louisiana (W, 89-76) | 2nd |
| WAC | New Mexico State | 1st |

Preseason polls included both those from coaches and media panels

VICK ON A ROLL

Kansas senior Lagerald Vick is in the midst of one of the best shooting stretches in program history. In his last four outings, the Memphis product combined for a 21-of-32 clip from 3-point range, good for 65.6 percent in that span.

Only one other Jayhawk in school history has hit 20 or more threes over a four-game stretch. "Downtown" Terry Brown (1989-91), connected on 20 or more threes over a string of four games on three separate occasions, once during the 1989-90 season and twice in 1990-91.

Vick's 65.6 percent shooting from deep over his last four contests has not been matched by another Jayhawk. The two closest are Wayne Selden Jr. and Malik Newman. Over four games during the 2014-15 season, Selden was 16-of-25 (64 percent), and last season, Newman also hit 16-of-25 over four outings in early March.

MOST 3-POINTERS BY A JAYHAWK IN A FOUR-GAME SPAN

| RNK | PLAYER | DATES | 3PT-3PTA | 3PT% |
|----------|----------------------|-----------------------|--------------|-------------|
| 1 | Terry Brown | 1/5-1/12/91 | 23-40 | 57.5 |
| 2 | Terry Brown | 1/2-1/10/91 | 22-42 | 52.4 |
| 3 | Lagerald Vick | 11/12-11/23/18 | 21-32 | 65.6 |
| 4 | Terry Brown | 12/2-12/9/89 | 20-35 | 57.1 |
| 5 | Svi Mykhailiuk | 12/29/17-1/9/18 | 19-35 | 54.3 |
| | Billy Thomas | 12/30/97-1/10/98 | 19-39 | 48.7 |

KANSAS IN THE NATIONAL POLLS

Kansas men's basketball entered this week at No. 2 in both the Associated Press and the USA TODAY Coaches' polls released on Nov. 26.

UP NEXT



VS WOFFORD

Tuesday, Dec. 4, 2018
 Lawrence, Kan.
 Allen Fieldhouse
 7 p.m. (CT)
 JTV / ESPN+

Kansas will meet Wofford for the first time in program history when the Terriers come to Lawrence on Tuesday, Dec. 4. Tip-off is slated for 7 p.m., on Jayhawk TV and ESPN+.

KU will then head down the road to Kansas City to take on New Mexico State in the Jayhawk Shootout inside Sprint Center on Saturday, Dec. 8. The contest is slated for 7:30 p.m., on ESPN2.

THIS DAY IN KANSAS BASKETBALL HISTORY

DECEMBER

1

Kansas is 27-4 all-time in games on Dec. 1

Dec. 1, 1988: The defending NCAA Champion Jayhawks won their home opener against Seattle, 98-65. This was the first game for first-year head coach Roy Williams in Allen Fieldhouse. Mark Randall led KU with 31 points in the victory. Coming off a National Championship year, the Jayhawks finished the 1988-89 season with a record of 19-12 overall, 6-8 in the Big Eight Conference, its worst record under Williams. Kansas has not had more than 10 losses in a season in the 29 years since.

Kansas has been ranked in each of the last 184 AP polls dating back to Feb. 3, 2009, which is the longest active streak in NCAA Division I. For the third time in poll history Kansas entered the season ranked No. 1 by Associated Press (AP), as the AP released its poll Oct. 22. Three days later, Oct. 25, Kansas was once again picked No. 1 in the *USA TODAY* Coaches' Poll.

This is the fifth-straight year the Jayhawks have opened the season in the top five of the coaches' poll. The No. 1 ranking marked the ninth time KU has been preseason No. 3 or higher in the coaches' poll. Additionally, it was the 13th time in the Bill Self era the Jayhawks have been preseason seventh or higher, including each of the last seven seasons. In 2017-18 Kansas opened the year No. 3 in the preseason coaches' poll and ended No. 3.

PRESEASON ALL-BIG 12

Kansas' Detric Lawson, Quentin Grimes and Udoka Azubuike each garnered recognition on the 2018-19 Preseason All-Big 12 Team as voted on by the league's men's basketball coaches, the conference office announced Oct. 17.

Lawson was named the 2018-19 Preseason Big 12 Newcomer of the Year, while Grimes was dubbed the league's preseason freshman of the year. Lawson was also a preseason all-conference first-team selection, while Azubuike and Grimes secured preseason honorable mention honors. Coaches were not allowed to vote for their own student-athletes in the selection process.

PRESEASON BIG 12 POLL

For the eighth-straight season and 18th time in the 23-year history of the league, Kansas topped the men's basketball Big 12 Preseason Poll, announced by the league office Oct. 19. The Jayhawks received all of the possible nine first-place votes in 2018-19 for the fourth-consecutive season.

KU has captured 18 outright or shared Big 12 regular-season championships in the previous 22 campaigns. The program's 14 consecutive, from 2005-present, and 61 overall conference titles are both NCAA records.

Historically, in the previous 17 occurrences Kansas has been named the preseason favorite, the Jayhawks won the Big 12 regular-season on 15 occasions. This includes the first preseason poll in 1996-97 in which only a media poll was conducted.

PRESEASON BIG 12 COACHES POLL

| RNK | TEAM (1ST PLACE VOTES) | POINTS |
|-----|------------------------|-----------|
| 1 | KANSAS (9) | 81 |
| 2 | Kansas State (1) | 72 |
| 3 | West Virginia | 61 |
| t4 | TCU | 54 |
| t4 | Texas | 54 |
| 6 | Iowa State | 41 |
| 7 | Texas Tech | 36 |
| 8 | Oklahoma | 21 |
| 9 | Baylor | 20 |
| 10 | Oklahoma State | 10 |

PRESEASON STARTING FIVE

Kansas was well represented on the Naismith Basketball Hall of Fame's Starting 5 awards released Oct. 15-19. Of the five awards announced, which consisted of 20 candidates per category, Kansas had one student-athlete on four of the five lists. Freshman guard Devon Dotson is up for the Bob Cousy Point Guard of the Year Award, freshman guard Quentin Grimes for the Jerry West Shooting Guard of the Year Award, RS-junior forward Detric Lawson for the Karl Malone Power Forward of the Year Award and junior center Udoka Azubuike for the Kareem Abdul-Jabbar Center of the Year Award.

Historically, Kansas has had numerous student-athletes named as candidates and finalists, including last year with Devonte' Graham being a Cousy finalist. In 2017, Frank Mason III was the recipient of the Cousy Award.

KANSAS VS TOP-25 TEAMS

With its win over No. 5 Tennessee in the NIT title game on Nov. 23 and versus No. 10 Michigan State to open the season on Nov. 6, Kansas added to an impressive record against ranked teams during the Bill Self era. Under Self, Kansas is now 92-45 against AP-ranked opponents. In his first 15 seasons at KU, Self's Jayhawks have collected four wins or more over top-25 ranked foes in 12 of those seasons, which includes a 37-16 record from 2014-present.

Kansas' record against top-10 ranked opponents is even more impressive. KU is 18-4 against foes ranked inside the top-10 of the AP poll since 2013-14, including 4-1 in 2017-18. Last season, KU's top-10 wins included Kentucky, West Virginia, Texas Tech and Duke. Since Bill Self's first season, the Jayhawks are 13-3 against AP top-10 teams inside Allen Fieldhouse, which includes KU's current streak of nine-straight home victories against top-10 foes.

KU VS. AP TOP-25 TEAMS UNDER SELF

| SEASON | RECORD | VS. TOP-10 |
|--------------|--------------|--------------|
| 2018-19 | 2-0 | 2-0 |
| 2017-18 | 8-4 | 4-1 |
| 2016-17 | 6-3 | 5-1 |
| 2015-16 | 12-4 | 4-1 |
| 2014-15 | 10-6 | 0-1 |
| 2013-14 | 7-2 | 3-0 |
| 2012-13 | 5-2 | 2-1 |
| 2011-12 | 7-5 | 6-4 |
| 2010-11 | 5-1 | 1-1 |
| 2009-10 | 8-1 | 2-0 |
| 2008-09 | 3-3 | 1-2 |
| 2007-08 | 5-2 | 3-1 |
| 2006-07 | 5-2 | 2-2 |
| 2005-06 | 3-3 | 1-2 |
| 2004-05 | 4-2 | 3-1 |
| 2003-04 | 2-5 | 1-2 |
| TOTAL | 92-45 | 40-20 |

Pay Heed, All Who Enter:
BEWARE OF "THE PHOG"

NATIONAL CHAMPIONS

1922, 1923, 1952, 1988, 2008

BIG 12 CHAMPIONS

1997*, 1998*, 1999^, 2002, 2003, 2005,
2006*, 2007*, 2008*, 2009, 2010*, 2011*,
2012, 2013*, 2014, 2015, 2016*, 2017, 2018*

Regular season titles listed
* - Regular season & tournament champions
^ - Tournament champions only

- Kansas has 2,253 all-time victories, second most in NCAA Division I history (Kentucky).
- From the 2008-09 season to the present (10 seasons) Kansas has held 348 of its 374 opponents under 50 percent shooting.
- KU has held opponents to fewer than 100 points in 561 of its last 563 games. The last team to score 100 on Kansas in a 40-minute game was Oklahoma (100-78) on Feb. 27, 1990.
- The Jayhawks have won 13-straight regular-season games against AP top-10 teams, as well as 20 of their last 21. Under Bill Self, KU is 40-20 against top-10 opponents, a figure that includes postseason play.
- KU has won at least 12 league games for 18-straight years, which is the longest active streak in the nation.
- Kansas won its 1,000th all-time conference game with a 83-50 win against Texas Tech (2/18/12). The Jayhawks won their 300th Big 12 game vs. Oklahoma (2/19/18).
- Each KU senior class since 1986-87 has won at least 100 games. Current KU senior Lagerald Vick has been a part of 100 wins while at Kansas. Last year's fourth-year seniors Devonte' Graham and Sviatoslav Mykhailiuk amassed 121 wins.
- Entering 2018-19, Bill Self has won 25 or more games in each of his last 13 seasons as a head coach.
- Kansas is the only team in the Big 12 to have a .500 winning percentage or better series record against every conference foe.
- Kansas is first in the conference in wins with a 302-64 record in Big 12 regular-season games. Texas is next at 225-141. Including the league postseason championship, Kansas is tops at 346-76, while Texas is second at 249-160.
- KU is the only Big 12 school to have won a regular-season championship with two different coaches (Roy Williams and Bill Self).
- Under Bill Self, Kansas is 116-8 (93.5 percent) in Big 12 home games: 8-0 in 2004, 7-1 in 2005, 7-1 in 2006, 7-1 in 2007, 8-0 in 2008, 8-0 in 2009, 8-0 in 2010, 7-1 in 2011, 9-0 in 2012, 8-1 in 2013, 9-0 in 2014, 9-0 in 2015, 9-0 in 2016, 8-1 in 2017 and 7-2 in 2018.
- Under Bill Self, Kansas has experienced only one regular-season conference sweep by a Big 12 opponent. In 103 regular-season Big 12 home-and-home series during the Self era, Kansas has 70 sweeps, 32 splits and has been swept once.

KU BY THE NUMBERS

| | |
|-------|---|
| 14 | Consecutive conference regular-season titles - 2005-06-07-08-09-10-11-12-13-14-15-16-17-18, a KU record and the longest in NCAA history. |
| 14 | Streaks of 10 or more consecutive wins in the Bill Self era. |
| 15 | 30+ win seasons, including 2017-18, which ties an NCAA record |
| 18 | Big 12 Conference regular-season championships for KU in the league's 22-year existence. |
| 19 | Undefeated home seasons at Allen Fieldhouse, including 2007-08, 2008-09, 2009-10, 2011-12, 2014-15, and 2015-16 under Bill Self. |
| 20 | Times a KU player or coach has been inducted into the Naismith Basketball Hall of Fame, which includes current head coach Bill Self. |
| 23 | Championships for Kansas in the Bill Self era - 14 Big 12 regular-season titles, eight Big 12 postseason championships and one NCAA. |
| 23 | Or more victories for Kansas in each of the past 29 seasons beginning in 1989-90. |
| 24 | Consecutive seasons Kansas has won 10 or more league games, starting in 1995 (55 times overall), which is the longest active streak in the nation. |
| 29 | Consecutive seasons KU has made the NCAA Tournament, the longest active streak in the nation and best all-time. |
| 29 | Consecutive seasons Kansas has won 20 or more games, including 2017-18, the longest active streak in the NCAA which began in 1989-90 |
| 30 | Consensus All-America First Team selections, including Devonte' Graham in 2017-18, the most of any NCAA Division I school. |
| 31 | Consecutive seasons Kansas has led its conference in home attendance, beginning in 1986-87. |
| 61 | Conference regular-season championships, most in NCAA Division I. |
| 197 | Kansas victories from the 2006-07 to 2011-12 seasons, the most in NCAA Division I history in a six-year span. |
| 277 | Consecutive sellouts in Allen Fieldhouse, dating back to 2001-02. |
| 452 | Victories for Bill Self, now in his 16th season at Kansas. He is the fastest KU coach to reach 451 wins and is the second-winningest coach in KU history. |
| 774 | All-time Kansas victories inside Allen Fieldhouse. The historic building opened in 1955 and KU holds a 774-113 record in its home venue. |
| 2,253 | All-time Kansas men's basketball victories; second-most in NCAA Division I history. |

KANSAS FROM DOWNTOWN

The 2018-19 Jayhawks are looking to continue a trend over recent seasons with some impressive shooting from behind the 3-point arc. KU is averaging eight treys per game after its first five outings to go along with a 44.0 percent clip, a figure that ranks in the top-10 nationally.

Last season's team was the third-consecutive KU squad to make 300 3-pointers in a season with the 2017-18 Jayhawks crushing the single-season school record for 3-pointers made, 391, and attempted, 974, surpassing 2016-17's record-setting marks of 318 made and 787 attempted. Three of the last eight Jayhawk squads have averaged more than seven treys per game, with both of the last two KU teams hitting an average of eight or more threes per contest.

KU'S MOST-PROLIFIC 3-POINT SHOOTING TEAMS

| SEASON | 3FG | 3FGA | 3FG% | AVG/GM |
|----------------|-----------|-----------|-------------|-------------|
| 2017-18 | 391 | 974 | 40.1 | 10.0 |
| 2016-17 | 318 | 787 | 40.4 | 8.8 |
| 2015-16 | 304 | 728 | 41.8 | 8.0 |
| 2018-19 | 40 | 91 | 44.0 | 8.0 |
| 2009-10 | 262 | 648 | 40.4 | 7.3 |

CONFERENCE SUCCESS

Kansas enters 2018-19 having won 18 of the 22 Big 12 regular-season titles (includes ties), including the last 14, which is an NCAA record. Kansas' 61 conference titles are the most in NCAA Division I. Kentucky is second with 54 and Penn third at 37. KU's 14-straight league titles, all under head coach Bill Self, is the longest active streak in NCAA Division I and the longest streak in school history.

CONSECUTIVE REG. SEASON TITLES

| # | TEAM | CONFERENCE | SEASONS |
|-----------|---------------|---------------|----------------|
| 14 | KANSAS | Big 12 | 2005-18 |
| 13 | UCLA | PAC-10 | 1967-79 |
| 11 | Gonzaga | West Coast | 2001-11 |
| 10 | Connecticut | Yankee | 1951-60 |
| 10 | UNLV | Big West | 1983-92 |

HISTORICALLY SPEAKING

Udoka Azubuike ended 2017-18 with the top field goal percentage in NCAA Division I at 77.0 percent and he was the only player shooting 70 percent or better with a minimum of five shots made per game. Azubuike broke the Big 12 single-season record of 69.3 percent, previously set by Ricardo Ratliffe of Missouri in 2011-12.

With a minimum of 175 attempts, Azubuike broke the Kansas single-season field goal percentage record of 64.6 percent by Mark Randall in 1988-89. On the NCAA level, with a minimum of five makes per game, Azubuike's 77.0 percent ranks second all-time behind Devontae Cacok of UNC-Wilmington, who set the NCAA record two seasons ago at (2016-17) at 80.0 percent.

KU SINGLE SEASON FIELD GOAL % LEADERS (MIN. 200 ATTEMPTS)

| RNK | PLAYER (SEASON) | FG | FGA | FG% |
|----------|------------------------------|------------|------------|-------------|
| 1 | Udoka Azubuike (2018) | 211 | 274 | .770 |
| 2 | Mark Randall (1989) | 201 | 311 | .646 |
| 3 | Mark Randall (1991) | 205 | 319 | .643 |
| 4 | Richard Scott (1992) | 138 | 216 | .639 |
| 5 | Darnell Jackson (2008) | 171 | 273 | .626 |

KU SIGNS TWO IN EARLY SIGNING PERIOD

Combo guards Issac "Mackey" McBride and Christian Braun have each signed a National Letter of Intent to play men's basketball at Kansas. KU head coach Bill Self announced Nov. 14, the first day of the signing period.

A 6-foot-1, 180-pound guard from Little Rock, Arkansas, McBride has rewritten the record book at Baptist Preparatory School. In guiding Baptist Prep to three-straight state championships, McBride set the school's single-season scoring record with 707 points his sophomore year in 2016-17. As a junior, he broke his own mark by scoring 883 points in 2017-18, which included a school-record 46-point game. In that, McBride averaged 24.5 points, 4.0 rebounds, 2.5 assists and 1.6 steals per game in 2017-18.

McBride is a two-time all-state selection and was the most valuable player of the last two state tournaments his sophomore and junior seasons. A four-star recruit who is ranked 109 by Rivals.com, McBride is the highest-ranked player in the state of Arkansas. He plays AAU basketball for the Arkansas Hawks.


Originally from Burlington, Kansas, Braun (6-foot-6, 180 pounds) moved to Overland Park, Kansas, his freshman year high school and has won back-to-back 6A state championships his sophomore and junior seasons at Blue Valley Northwest High School. A four-star prospect who is ranked No. 112 by Rivals.com, last year Braun averaged 14.2 points, 5.1 rebounds and 3.1 assists as a junior at Blue Valley Northwest. Braun plays for MoKan on the AAU circuit.

Braun comes from a basketball family. His father, Donald, was a walk-on at Kansas and his mother, Lisa, was a three-time All-Big Eight Conference honoree at Missouri where she played from 1987-91. His uncle, Mike Sandbothe, was a standout at Missouri from 1986-89, as was his aunt Lori from 1988-90. Additionally, his older brother, Parker, is a currently a freshman forward at MU.

WHAT TO LOOK FOR IN 2018-19

- Lagerald Vick has 873 career points and is 127 from becoming the 61st Jayhawk to score 1,000 career points.
- Vick has 122 career 3-pointers made which ranks 21st on the KU career list and is four shy from cracking the KU top-20.
- Udoka Azubuike has 88 career blocked shots and his 60 last season were the most since Joel Embiid swatted 72 in 2013-14. Azubuike is 12 shy of becoming the 20th player in school history to record 100 blocked shots.
- Not far behind Azubuike's blocked shots is junior Mitch Lightfoot with 69 career swats in two-plus seasons.
- Azubuike has a career field goal percentage of 74.2 as he is 265-for-357. The KU career field goal percentage record, with a minimum of 500 attempts, is 62.0 by Mark Randall (643-for-1,037 in 1987, 89-91).
- Kansas is 11 wins shy from winning its 1,100th conference game. All-time, the Jayhawks are 1,089-364 in league play and are 302-64 in the Big 12.


JAYHAWKS IN THE NBA



CHECK DIALLO
6-9 | 220 | New Orleans | KU from 2015-16

| 2018-19 STATS | | | |
|---------------|-----|-------|-------|
| PPG | RPG | BLKPG | PER |
| 4.3 | 3.8 | 0.7 | 20.00 |


| CAREER | | |
|--------|-----|-------|
| PPG | RPG | BLKPG |
| 4.8 | 4.1 | 0.5 |



MARCUS MORRIS
6-9 | 235 | Boston | KU from 2009-11

| 2018-19 STATS | | | |
|---------------|-----|-------|-------|
| PPG | RPG | BLKPG | PER |
| 13.9 | 6.7 | 0.2 | 15.36 |


| CAREER | | |
|--------|-----|-------|
| PPG | RPG | BLKPG |
| 11.3 | 4.5 | 0.2 |



JOEL EMBIID
7-0 | 250 | Philadelphia | KU from 2013-14

| 2018-19 STATS | | | |
|---------------|------|-------|-------|
| PPG | RPG | BLKPG | PER |
| 28.0 | 13.3 | 2.0 | 25.76 |


| CAREER | | |
|--------|------|-------|
| PPG | RPG | BLKPG |
| 23.2 | 10.6 | 2.0 |



MARKIEFF MORRIS
6-9 | 235 | Washington | KU from 2009-11

| 2018-19 STATS | | | |
|---------------|-----|-------|-------|
| PPG | RPG | BLKPG | PER |
| 11.6 | 5.2 | 0.7 | 13.76 |


| CAREER | | |
|--------|-----|-------|
| PPG | RPG | BLKPG |
| 11.9 | 5.6 | 0.6 |



DEVONTE' GRAHAM
6-2 | 185 | Charlotte | KU from 2015-18

| 2018-19 STATS | | | |
|---------------|-----|-----|------|
| PPG | APG | RPG | PER |
| 2.3 | 1.3 | 0.9 | 5.18 |

| CAREER | | |
|--------|-----|-----|
| PPG | APG | RPG |
| 2.3 | 1.3 | 0.9 |



SVI MYKHAILIUK
6-8 | 205 | Los Angeles | KU from 2015-18

| 2018-19 STATS | | | |
|---------------|-----|-----|------|
| PPG | APG | RPG | PER |
| 2.2 | 1.1 | 0.6 | 3.95 |


| CAREER | | |
|--------|-----|-----|
| PPG | APG | RPG |
| 2.2 | 1.1 | 0.6 |



JOSH JACKSON
6-8 | 200 | Phoenix | KU from 2016-17

| 2018-19 STATS | | | |
|---------------|-----|-----|------|
| PPG | APG | RPG | PER |
| 7.6 | 1.6 | 2.7 | 8.25 |

| CAREER | | |
|--------|-----|-----|
| PPG | APG | RPG |
| 12.0 | 1.6 | 4.2 |



KELLY OUBRE JR.
6-7 | 205 | Washington | KU from 2014-15

| 2018-19 STATS | | | |
|---------------|-----|-----|-------|
| PPG | APG | RPG | PER |
| 12.2 | 0.8 | 4.4 | 13.12 |


| CAREER | | |
|--------|-----|-----|
| PPG | APG | RPG |
| 8.0 | 0.7 | 3.5 |



FRANK MASON III
5-11 | 190 | Sacramento | KU from 2014-17

| 2018-19 STATS | | | |
|---------------|-----|-----|-------|
| PPG | APG | RPG | PER |
| 5.2 | 3.0 | 1.3 | 12.17 |


| CAREER | | |
|--------|-----|-----|
| PPG | APG | RPG |
| 7.2 | 2.9 | 2.2 |



WAYNE SELDEN JR.
6-5 | 230 | Memphis | KU from 2013-16

| 2018-19 STATS | | | |
|---------------|-----|-----|------|
| PPG | APG | RPG | PER |
| 5.8 | 1.1 | 1.3 | 8.54 |

| CAREER | | |
|--------|-----|-----|
| PPG | APG | RPG |
| 7.5 | 1.5 | 1.4 |



BEN MCLEMORE
6-5 | 201 | Sacramento | KU from 2012-13

| 2018-19 STATS | | | |
|---------------|-----|-----|------|
| PPG | APG | RPG | PER |
| 2.0 | 0.3 | 0.0 | 2.29 |

| CAREER | | |
|--------|-----|-----|
| PPG | APG | RPG |
| 8.9 | 1.1 | 2.5 |



ANDREW WIGGINS
6-8 | 194 | Minnesota | KU from 2013-14

| 2018-19 STATS | | | |
|---------------|-----|-----|-------|
| PPG | APG | RPG | PER |
| 14.9 | 2.3 | 3.7 | 10.31 |

| CAREER | | |
|--------|-----|-----|
| PPG | APG | RPG |
| 19.5 | 2.1 | 4.1 |

PER or Player Efficiency Ranking is the overall rating of a player's per-minute statistical production. The league average is 15.00.

NBA JAYHAWKS SCHEDULE (DEC. 1-3)

SATURDAY, DECEMBER 1

| Away | Home | Time (CT) | TV |
|----------|------------|-----------|--------|
| Brooklyn | Washington | 6:00 PM | |
| Boston | Minnesota | 7:00 PM | NBATAV |
| Indiana | Sacramento | 9:00 PM | |

SUNDAY, DECEMBER 2

| Away | Home | Time (CT) | TV |
|-------------|--------------|-----------|----|
| Phoenix | Los Angeles | 2:30 PM | |
| New Orleans | Charlotte | 4:00 PM | |
| Memphis | Philadelphia | 5:00 | |

MONDAY, DECEMBER 3

| Away | Home | Time (CT) | TV |
|------------|-------------|-----------|----|
| Washington | New York | 6:30 PM | |
| Houston | Minnesota | 7:00 PM | |
| Clippers | New Orleans | 7:00 PM | |



JAYHAWKS CURRENTLY IN THE NBA (12)

| PLAYER | YEARS AT KU | NBA SEASON | CURRENT TEAM |
|------------------|-------------|------------|--------------|
| Check Diallo | 2015-16 | 3rd | New Orleans |
| Joel Embiid | 2013-14 | 4th | Philadelphia |
| Devonte' Graham | 2015-18 | 1st | Charlotte |
| Josh Jackson | 2016-17 | 2nd | Phoenix |
| Frank Mason III | 2014-17 | 2nd | Sacramento |
| Ben McLemore | 2012-13 | 6th | Sacramento |
| Marcus Morris | 2009-11 | 8th | Boston |
| Markieff Morris | 2009-11 | 8th | Washington |
| Svi Mykhailiuk | 2015-18 | 1st | Los Angeles |
| Kelly Oubre Jr. | 2014-15 | 4th | Washington |
| Wayne Selden Jr. | 2013-16 | 3rd | Memphis |
| Andrew Wiggins | 2013-14 | 5th | Minnesota |

JAYHAWKS IN THE NBA DRAFT (Bill Self era)

| YEAR | PLAYER | ROUND / OVERALL | TEAM |
|------|-------------------|-----------------|--------------|
| 2005 | Wayne Simien | 1st / 29th | Miami |
| 2007 | Julian Wright * | 1st / 13th | New Orleans |
| 2008 | Brandon Rush * | 1st / 13th | Portland |
| 2008 | Darrell Arthur | 1st / 27th | New Orleans |
| 2008 | Mario Chalmers | 2nd / 34th | Minnesota |
| 2008 | Darnell Jackson | 2nd / 52nd | Miami |
| 2008 | Sasha Kaun | 2nd / 56th | Seattle |
| 2010 | Xavier Henry * | 1st / 12th | Memphis |
| 2010 | Cole Aldrich * | 1st / 11th | New Orleans |
| 2011 | Marcus Morris * | 1st / 13th | Houston |
| 2011 | Markieff Morris * | 1st / 14th | Phoenix |
| 2011 | Josh Selby | 2nd / 49th | Memphis |
| 2012 | Thomas Robinson * | 1st / 5th | Sacramento |
| 2012 | Tyshawn Taylor | 2nd / 41st | Portland |
| 2013 | Ben McLemore * | 1st / 7th | Sacramento |
| 2013 | Jeff Withey | 2nd / 39th | Portland |
| 2014 | Andrew Wiggins * | 1st / 1st | Cleveland |
| 2014 | Joel Embiid * | 1st / 3rd | Philadelphia |
| 2015 | Kelly Oubre Jr. | 1st / 15th | Atlanta |
| 2016 | Cheick Diallo | 2nd / 33rd | New Orleans |
| 2017 | Josh Jackson * | 1st / 4th | Phoenix |
| 2017 | Frank Mason III | 2nd / 34th | Sacramento |
| 2018 | Devonte' Graham | 2nd / 34th | Charlotte |
| 2018 | Svi Mykhailiuk | 2nd / 47th | Los Angeles |

* - lottery pick (top 14)

QUICK FACTS - JAYHAWKS IN THE NBA

- 74 Jayhawks have competed at the NBA level, including 28 who were coached by **Bill Self** at KU and 12 currently in the league.
- Bill Self** has coached 24 NBA Draft picks at KU, including 10 lottery picks.
- 33 Jayhawks have been picked in the first round of the NBA Draft.
- 12 Jayhawks have won 18 NBA titles, most recently Sasha Kaun with the 2015-16 Cleveland Cavaliers.
- Three Jayhawks have earned NBA Finals MVP honors: **Wilt Chamberlain** (1972, L.A. Lakers), **Jo Jo White** (1976, Boston) and **Paul Pierce** (2008, Boston).
- Wilt Chamberlain** earned NBA MVP honors four times (1960, 1966, 1967, 1968) in his 15-year NBA career.
- 16 Jayhawks have had NBA careers lasting 10 seasons or longer.



BILL SELF

HEAD COACH

Oklahoma State '85
16th Season at Kansas
26th Season Overall

Family: Cindy (wife), Lauren (daughter),
Tyler (son), Ella (granddaughter)

CAREER RECORD // YEAR-BY-YEAR

| YEAR | OVERALL W-L / % | CONF. W-L / % | NOTE |
|-------------------------------|-----------------------|----------------------|---|
| ORAL ROBERTS (1993-97) | | | |
| 1993-94 | 6-21 .222 | - - | None |
| 1994-95 | 10-17 .370 | - - | None |
| 1995-96 | 18-9 .667 | - - | None |
| 1996-97 | 21-7 .750 | - - | NIT |
| TULSA (1997-2000) | | | |
| 1997-98 | 19-12 .613 | 9-5 .643 | 3rd WAC |
| 1998-99 | 23-10 .697 | 9-5 .643 | t-1st WAC / NCAA Rnd of 32 |
| 1999-00 | 32-5 .865 | 12-2 .857 | 1st WAC / NCAA Elite Eight |
| ILLINOIS (2000-03) | | | |
| 2000-01 | 27-8 .771 | 13-3 .813 | t-1st Big Ten / NCAA Elite Eight |
| 2001-02 | 26-9 .743 | 11-5 .688 | t-1st Big Ten / NCAA Sweet 16 |
| 2002-03 | 25-7 .781 | 11-5 .688 | * 2nd Big Ten / NCAA Rnd of 32 |
| KANSAS (2003-present) | | | |
| 2003-04 | 24-9 .727 | 12-4 .750 | 2nd Big 12 / NCAA Elite Eight |
| 2004-05 | 23-7 .767 | 12-4 .750 | t-1st Big 12 / NCAA Rnd of 64 |
| 2005-06 | 25-8 .758 | 13-3 .813 | * t-1st Big 12 / NCAA Rnd of 64 |
| 2006-07 | 33-5 .868 | 14-2 .875 | * 1st Big 12 / NCAA Elite Eight |
| 2007-08 | 37-3 .925 | 13-3 .813 | * t-1st Big 12 / NCAA Champions |
| 2008-09 | 27-8 .771 | 14-2 .875 | 1st Big 12 / NCAA Sweet 16 |
| 2009-10 | 33-3 .917 | 15-1 .938 | * 1st Big 12 / NCAA Rnd of 32 |
| 2010-11 | 35-3 .921 | 14-2 .875 | * 1st Big 12 / NCAA Elite Eight |
| 2011-12 | 32-7 .821 | 16-2 .889 | 1st Big 12 / NCAA Runner-Up |
| 2012-13 | 31-6 .838 | 14-4 .778 | * t-1st Big 12 / NCAA Sweet 16 |
| 2013-14 | 25-10 .714 | 14-4 .778 | 1st Big 12 / NCAA Rnd of 32 |
| 2014-15 | 27-9 .750 | 13-5 .722 | 1st Big 12 / NCAA Rnd of 32 |
| 2015-16 | 33-5 .868 | 15-3 .833 | * 1st Big 12 / NCAA Elite Eight |
| 2016-17 | 31-5 .861 | 16-2 .889 | 1st Big 12 / NCAA Elite Eight |
| 2017-18 | 31-8 .795 | 13-5 .722 | * 1st Big 12 / NCAA Final Four |
| 2018-19 | 5-0 1.000 | - - | |
| TOTAL | 659 - 201 .766 | 273 - 71 .794 | |
| KANSAS | 452 - 96 .825 | 208 - 46 .819 | 22 Big 12 titles (14 reg. season, 8 tourney) |
| ILLINOIS | 78-24 .765 | 35-13 .729 | Three Big Ten titles (2 reg. season, 1 tourney) |
| TULSA | 74-27 .733 | 30-12 .714 | Two WAC titles / 4-2 NCAA tourney record |
| ORU | 55-54 .505 | - - | |

* - won conference tournament

Note - Oral Roberts was independent during Self's tenure, so all games played at ORU were nonconference.

KANSAS RECORD // HOME-ROAD-NEUTRAL

| | W | L | % |
|------------------------------|------------|-----------|-------------|
| HOME (AFH) AT KU | 236 | 13 | .948 |
| HOME (SPRINT CENTER) AT KU * | 8 | 3 | .727 |
| ROAD AT KU | 106 | 47 | .693 |
| NEUTRAL AT KU | 102 | 33 | .756 |
| TOTAL | 452 | 96 | .825 |

* Since 2007-08, regular-season games played at Sprint Center on the KU season-ticket package are considered home games.

| | |
|--------------------------------------|---------------|
| In Conference Tournament (at Kansas) | 39-12 (30-7) |
| In NCAA Tournament (at Kansas) | 47-19 (37-14) |
| In Postseason Play (at Kansas) | 86-31 (67-21) |
| In Overtime (at Kansas) | 28-13 (21-9) |

NATIONAL CHAMPION

2008



CONFERENCE CHAMPION

18 REGULAR SEASON TITLES
9 TOURNAY TITLES

HALL OF FAME CLASS OF 2017 INDUCTEE



TROPHY CASE

- **NCAA Championship title** (2008)
- **NCAA Final Four** (2008, 2012, 2018)
- **18 Regular Season Conference Titles:** 2 at Tulsa (1999, 2000); 2 at Illinois (2001, 2002); 14 at Kansas (2005, 2006, 2007, 2008, 2009, 2010, 2011, 2012, 2013, 2014, 2015, 2016, 2017, 2018)
- **9 Conference Tournament Titles:** 1 at Illinois (2003); 8 at Kansas (2006, 2007, 2008, 2010, 2011, 2013, 2016, 2018)

CAREER HONORS

- **Naismith Memorial Basketball Hall of Fame**
Class of 2017 inductee
- **National Coach of the Year** - 2000 (*Sporting News*; Wooden), 2009 (Yahoo! Sports; *Sporting News*; Athlon Sports; CBSSports.com; USBWA; AP; CBS/Chevrolet; ESPN.com), 2012 (*Sporting News*; Adolph Rupp; Naismith), 2016 (AP, Bleacher Report, *USA Today*)
- **Conference Coach of the Year** - 2000 (WAC), 2006 (Big 12), 2009 (Big 12), 2011 (Big 12), 2012 (co-Big 12), 2015 (Big 12 by AP), 2016 (Big 12 by AP), 2017 (Big 12), 2018 (co-Big 12 and AP)
- **Wooden Award "Legends of Coaching"** - 2013
- **Oklahoma Sports Hall of Fame** - 2013 induction
- **Wayman Tisdale Humanitarian Award** (USBWA) - 2014
- **Mannie Jackson - Basketball's Human Spirit Award** (Naismith Hall of Fame) - 2015
- **Winged Foot Award** (for national champion coach) - 2008
- **Naismith Coach of the Year Finalist** (Atlanta Tipoff Club) - 2000, 2001, 2002, 2003, 2009, 2012, 2017

NOTES

- Bill Self was named the eighth coach in Kansas basketball history on April 21, 2003.
- In September 2017, Self was inducted into the Naismith Memorial Basketball Hall of Fame in Springfield, Massachusetts.
- Self won his 600th career game on Dec. 6, 2016, with KU's 105-62 win against UMKC. He became the 46th coach in NCAA Division I to accomplish the feat and the ninth fastest.
- While at Kansas, Self has won a national championship, a KU- and NCAA-record 14-straight regular-season Big 12 Conference titles and eight league tournament championships.
- At Kansas, Self has won more regular-season league titles (14) than he has home losses (13) in Allen Fieldhouse. With KU's win versus Siena (11/18/16), Self became the winningest coach in Allen Fieldhouse, posting his 207th victory in the venue.
- In his first trip to the Final Four in 2008, Self's team won the title. Self is one of 11 active coaches in NCAA Division I to have won a national title. Kansas' 14-straight conference titles (2005-18) is the longest streak in NCAA Division I history.
- In Self's first 15 seasons at Kansas, he has coached 11 NBA Lottery selections including Andrew Wiggins and Joel Embiid, the No. 1 and No. 3 overall selections in the 2014 NBA Draft. Wiggins was the second-ever Jayhawk to go No. 1 with the other being Danny Manning in 1988.
- Self has guided his teams to 20-straight 23-win seasons dating back to 1998-99.
- Self's teams have won 18 league crowns in the last 20 years, including the 2018 title. The other two seasons resulted in runner-up conference finishes.
- Kansas' four-straight 30-win seasons from 2009-10 to 2012-13 are the most consecutive 30-win seasons in NCAA history (note: Memphis did it from 2006-09 yet later vacated the 2008 season).
- Self was the head coach for Team USA's U18 team that competed and won gold at the 2018 FIBA Americas Championship held in St. Catherines, Canada, in the summer of 2018.
- Self is one of five coaches in NCAA Division I history to have led three different teams - Tulsa, Illinois and Kansas - to the NCAA Elite Eight, including seven times with KU (2004-07-08-11-12-16-17). The other coaches are: Gene Bartow, John Calipari, Rick Pitino and Eddie Sutton.
- A 1985 graduate of Oklahoma State, Self began his coaching career as a graduate assistant at Kansas in 1985-86 under head coach Larry Brown. He then returned to his alma mater as an assistant for seven seasons under coaches Leonard Hamilton and Eddie Sutton. His first head coaching job was at Oral Roberts in 1993-94, then Tulsa (1997-98), Illinois (2000-03) and Kansas (2003-present).

MARCUS GARRETT

Sophomore • Guard • 6-5 • 195 • Dallas, Texas • Skyline HS

SEASON STATS

| PPG | RPG | APG | FG% | 3FG% | FT% |
|------------|------------|------------|------------|------------|------------|
| 6.3 | 2.8 | 2.5 | 28% | 17% | 67% |

LAST GAME VS. MARQUETTE (11.21.18)

| MIN | PTS | REBS | ASTS | BLKS | STLS |
|-----------|-----------|----------|----------|----------|----------|
| 28 | 11 | 3 | 0 | 2 | 1 |

2017-18: Pulled down five or more rebounds in 12 games ... Had 12 games with multiple steals in 2017-18 ... Scored in double figures five times ... Recorded two double-doubles ... Had seven starts with six in Big 12 play ... Had a season-high 13 points vs. Texas Southern (11/21) ... co-Big 12 Newcomer of the Week (11/7) ... 2017 Texas HS Gatorade Player of the Year.



CAREER HONORS

Co-Big 12 Newcomer of the Week (11.13.17)

CAREER HIGHS

| | | |
|---------------------|----|---|
| Points | 13 | vs. Texas Southern (11.21.17) |
| Field Goals | 5 | vs. Oakland (11.24.17) |
| Field Goal Att. | 13 | vs. Marquette (11.21.18) |
| 3PT Field Goals | 3 | vs. Texas Southern (11.21.17) |
| 3PT Field Goal Att. | 5 | vs. Texas Southern (11.21.17) |
| Free Throws | 4 | vs. Louisiana (11.16.18) |
| Free Throw Att. | 8 | vs. Baylor (1.20.18) |
| Rebounds | 11 | vs. Texas Southern (11.21.17) |
| Assists | 5 | vs. Louisiana (11.16.18) |
| Blocks | 2 | vs. Marquette (11.21.18) vs. Texas Southern (11.21.17) |
| Steals | 4 | vs. South Dakota St. (11.17.17) |
| Minutes | 33 | at TCU (1.6.18) |

MISCELLANEOUS

| | FR | SO | CAREER |
|---------------------|----|----|--------|
| Double-Doubles | 2 | - | 2 |
| 10+ Points | 5 | 1 | 6 |
| 20+ Points | 0 | - | 0 |
| 5+ Rebounds | 12 | 1 | 13 |
| 10+ Rebounds | 2 | - | 2 |
| 5+ Assists | 0 | 1 | 1 |
| 2+ 3PT Field Goals | 2 | - | 2 |
| 2+ Steals | 12 | 1 | 13 |
| 2+ Blocks | 1 | 1 | 2 |
| Led Team in Pts. | 0 | - | 0 |
| Led Team in Assists | 0 | 1 | 1 |
| Led Team in Rebs. | 4 | - | 4 |
| Led Team in Steals | 8 | 1 | 9 |
| Led Team in Blocks | 2 | 1 | 3 |

2018-19 GAME-BY-GAME

| OPPONENT (Date) | MP | FG-A | PCT | 3PT-A | PCT | FT-A | PCT | O-D-T | PF | A | TO | BLK | ST | TP |
|---------------------------|---------------|-------------|-------------|------------|-------------|--------------|-------------|---------------|----------|-----------|----------|----------|----------|-----------|
| vs. Michigan State (11.6) | 14 | 1-3 | .333 | 0-0 | --- | 2-2 | 1.000 | 0-1-1 | 4 | 2 | 0 | 0 | 0 | 4 |
| VERMONT (11.12) | 26 | 1-6 | .167 | 0-1 | .000 | 2-2 | 1.000 | 1-4-5 | 1 | 3 | 0 | 0 | 2 | 4 |
| LOUISIANA (11.16) | 24 | 1-3 | .333 | 0-2 | .000 | 4-6 | .667 | 1-1-2 | 0 | 5 | 2 | 0 | 1 | 6 |
| vs. Marquette (11.21) | 28 | 4-13 | .308 | 1-3 | .333 | 2-5 | .400 | 1-2-3 | 0 | 0 | 0 | 2 | 1 | 11 |
| vs. Tennessee (11.23) | DNP - INJURED | | | | | | | | | | | | | |
| STANFORD (12.1) | | | | | | | | | | | | | | |
| WOFFORD (12.4) | | | | | | | | | | | | | | |
| NEW MEXICO STATE (12.8) | | | | | | | | | | | | | | |
| VILLANOVA (12.15) | | | | | | | | | | | | | | |
| SOUTH DAKOTA (12.18) | | | | | | | | | | | | | | |
| at Arizona State (12.22) | | | | | | | | | | | | | | |
| EASTERN MICHIGAN (12.29) | | | | | | | | | | | | | | |
| OKLAHOMA (1.2) | | | | | | | | | | | | | | |
| at Iowa State (1.5) | | | | | | | | | | | | | | |
| TCU (1.9) | | | | | | | | | | | | | | |
| at Baylor (1.12) | | | | | | | | | | | | | | |
| TEXAS (1.14) | | | | | | | | | | | | | | |
| at West Virginia (1.19) | | | | | | | | | | | | | | |
| IOWA STATE (1.12) | | | | | | | | | | | | | | |
| at Kentucky (1.26) | | | | | | | | | | | | | | |
| at Texas (1.29) | | | | | | | | | | | | | | |
| TEXAS TECH (2.2) | | | | | | | | | | | | | | |
| at Kansas State (2.5) | | | | | | | | | | | | | | |
| OKLAHOMA STATE (2.9) | | | | | | | | | | | | | | |
| at TCU (2.11) | | | | | | | | | | | | | | |
| WEST VIRGINIA (2.16) | | | | | | | | | | | | | | |
| at Texas Tech (2.23) | | | | | | | | | | | | | | |
| KANSAS STATE (2.25) | | | | | | | | | | | | | | |
| at Oklahoma State (3.2) | | | | | | | | | | | | | | |
| at Oklahoma (3.5) | | | | | | | | | | | | | | |
| BAYLOR (3.9) | | | | | | | | | | | | | | |
| TOTAL | 92 | 7-25 | .280 | 1-6 | .167 | 10-15 | .667 | 3-8-11 | 5 | 10 | 2 | 2 | 4 | 25 |

^ Starter

CAREER YEAR-BY-YEAR STATISTICS

| SEASON | GP | GS | MIN | AVG | FG | FGA | PCT | 3FG | 3FGA | PCT | FT | FTA | PCT | OFF | DEF | TOT | AVG | PF | FO | AST | TO | BLK | STL | PTS | AVG |
|--------------|-----------|----------|------------|-------------|-----------|------------|-------------|-----------|-----------|-------------|-----------|-----------|-------------|-----------|------------|------------|------------|-----------|----------|-----------|-----------|-----------|-----------|------------|------------|
| 2017-18 | 39 | 7 | 748 | 19.2 | 62 | 136 | .456 | 12 | 45 | .267 | 25 | 51 | .490 | 36 | 95 | 131 | 3.4 | 60 | 0 | 44 | 30 | 8 | 35 | 161 | 4.1 |
| 2018-19 | 4 | 0 | 92 | 23.0 | 7 | 25 | .280 | 1 | 6 | .167 | 10 | 15 | .667 | 3 | 8 | 11 | 2.8 | 5 | 0 | 10 | 2 | 2 | 4 | 25 | 6.3 |
| TOTAL | 43 | 7 | 840 | 19.5 | 69 | 161 | .429 | 13 | 51 | .255 | 35 | 66 | .530 | 39 | 103 | 142 | 3.3 | 65 | 0 | 54 | 32 | 10 | 39 | 186 | 4.3 |



DEDRIC LAWSON (DEE-drick)

RS-Junior • Forward • 6-9 • 235 • Memphis, Tenn. • Hamilton HS • Memphis

SEASON STATS

| PPG | RPG | APG | FG% | 3FG% | FT% |
|-------------|-------------|------------|------------|------------|------------|
| 17.8 | 10.4 | 3.8 | 43% | 17% | 75% |

LAST GAME VS. TENNESSEE (11.23.18)

| MIN | PTS | REBS | ASTS | BLKS | STLS |
|-----------|-----------|-----------|----------|----------|----------|
| 41 | 24 | 13 | 5 | 0 | 1 |

A transfer from Memphis who sat out the 2017-18 season due to NCAA rules ... Has two years of eligibility remaining beginning in the 2018-19 season ... A double-double machine having 36 in two seasons while at Memphis (17 as a freshman and 19 as a sophomore) ... Led Memphis in scoring both his freshman and sophomore seasons.

CAREER HONORS

- Big 12 Player of the Week (11.26.18)
- NIT Season Tip-Off Most Valuable Player
- Big 12 Player of the Week (11.12.18)
- Wooden Award Preseason Watch List (1 of 50)
- NABC Player of the Year candidate (1 of 20)
- Naismith Trophy Watch List (1 of 50)
- Preseason Associated Press All-America
- Karl Malone Power Forward of the Year Award Candidate (1 of 20)
- Preseason All-Big 12 First Team
- All-American Athletic Conference First Team [2016-17]
- NABC All-District Team [2016-17]
- Colleg Insider.com Freshman All-America Team [2016]
- American Athletic Conference Rookie of the Year [2015-16]
- NABC All-District Team [2015-16]
- American Athletic Conference All-Tournament Team [2016]
- All-American Athletic Conference Second Team [2015-16]

CAREER HIGHS (*AT MEMPHIS)

| | | |
|-----------------|-----|-----------------------------|
| Points | *35 | vs. Iowa (11.26.16) |
| Rebounds | *16 | at Tulane (2.13.16) |
| Field Goals | *15 | vs. Iowa (11.26.16) |
| Field Goal Att. | *22 | vs. Temple (2.12.17) |
| | *22 | vs. Iowa (11.26.16) |
| 3PT Field Goals | *4 | at Tulsa (1.11.17) |
| 3PT Attempts | *9 | at Tulsa (1.11.17) |
| Free Throws | *14 | at UCF (2.4.17) |
| Free Throw Att. | *14 | at UCF (2.4.17) |
| Assists | *8 | vs. So. Carolina (12.30.16) |
| Steals | *3 | 7x, last vs. Tulsa (2.7.17) |
| Blocks | *8 | vs. UAB (12.10.16) |
| Minutes | 41 | vs. Tennessee (11.23.18) |

MISCELLANEOUS (*AT MEMPHIS)

| | *FR | *SO | R-JR | CAREER |
|---------------------|-----|-----|------|--------|
| Double-Doubles | 17 | 19 | 3 | 39 |
| 10+ Points | 26 | 30 | 4 | 60 |
| 20+ Points | 11 | 15 | 3 | 29 |
| 5+ Rebounds | 28 | 32 | 5 | 66 |
| 10+ Rebounds | 19 | 20 | 3 | 42 |
| 3+ Assists | 17 | 18 | 4 | 39 |
| 2+ 3PT Field Goals | 8 | 8 | - | 16 |
| 2+ Steals | 10 | 13 | 1 | 24 |
| 2+ Blocks | 14 | 17 | 2 | 34 |
| Led Team in Pts. | 14 | 16 | 2 | 32 |
| Led Team in Rebs. | 21 | 19 | 3 | 33 |
| Led Team in Assists | 10 | 7 | 2 | 19 |
| Led Team in Steals | 5 | 10 | - | 15 |
| Led Team in Blocks | 15 | 25 | 1 | 41 |

2018-19 GAME-BY-GAME

| OPPONENT (Date) | MP | FG-A | PCT | 3PT-A | PCT | FT-A | PCT | O-D-T | PF | A | TO | BLK | ST | TP |
|----------------------------|------------|--------------|-------------|------------|-------------|--------------|-------------|-----------------|-----------|-----------|-----------|----------|----------|-----------|
| ^vs. Michigan State (11.6) | 38 | 5-18 | .278 | 0-2 | .000 | 10-12 | .833 | 4-10-14 | 2 | 6 | 2 | 2 | 2 | 20 |
| ^VERMONT (11.12) | 19 | 0-6 | .000 | 0-0 | --- | 0-0 | --- | 1-6-7 | 4 | 2 | 3 | 0 | 1 | 0 |
| ^LOUISIANA (11.16) | 27 | 6-11 | .545 | 0-1 | .000 | 7-10 | .700 | 4-2-6 | 3 | 3 | 5 | 0 | 1 | 19 |
| ^vs. Marquette (11.21) | 33 | 9-16 | .563 | 1-1 | 1.000 | 7-7 | 1.000 | 4-8-12 | 3 | 3 | 1 | 2 | 0 | 26 |
| ^vs. Tennessee (11.23) | 41 | 9-16 | .563 | 0-2 | .000 | 6-11 | .545 | 5-8-13 | 3 | 5 | 2 | 0 | 1 | 24 |
| STANFORD (12.1) | | | | | | | | | | | | | | |
| WOFFORD (12.4) | | | | | | | | | | | | | | |
| NEW MEXICO STATE (12.8) | | | | | | | | | | | | | | |
| VILLANOVA (12.15) | | | | | | | | | | | | | | |
| SOUTH DAKOTA (12.18) | | | | | | | | | | | | | | |
| at Arizona State (12.22) | | | | | | | | | | | | | | |
| EASTERN MICHIGAN (12.29) | | | | | | | | | | | | | | |
| OKLAHOMA (1.2) | | | | | | | | | | | | | | |
| at Iowa State (1.5) | | | | | | | | | | | | | | |
| TCU (1.9) | | | | | | | | | | | | | | |
| at Baylor (1.12) | | | | | | | | | | | | | | |
| TEXAS (1.14) | | | | | | | | | | | | | | |
| at West Virginia (1.19) | | | | | | | | | | | | | | |
| IOWA STATE (1.12) | | | | | | | | | | | | | | |
| at Kentucky (1.26) | | | | | | | | | | | | | | |
| at Texas (1.29) | | | | | | | | | | | | | | |
| TEXAS TECH (2.2) | | | | | | | | | | | | | | |
| at Kansas State (2.5) | | | | | | | | | | | | | | |
| OKLAHOMA STATE (2.9) | | | | | | | | | | | | | | |
| at TCU (2.11) | | | | | | | | | | | | | | |
| WEST VIRGINIA (2.16) | | | | | | | | | | | | | | |
| at Texas Tech (2.23) | | | | | | | | | | | | | | |
| KANSAS STATE (2.25) | | | | | | | | | | | | | | |
| at Oklahoma State (3.2) | | | | | | | | | | | | | | |
| at Oklahoma (3.5) | | | | | | | | | | | | | | |
| BAYLOR (3.9) | | | | | | | | | | | | | | |
| TOTAL | 158 | 29-67 | .433 | 1-6 | .167 | 30-40 | .750 | 18-34-52 | 15 | 19 | 13 | 4 | 5 | 89 |

^ Starter

CAREER YEAR-BY-YEAR STATISTICS (*AT MEMPHIS)

| SEASON | GP | GS | MIN | AVG | FG | FGA | PCT | 3FG | 3FGA | PCT | FT | FTA | PCT | OFF | DEF | TOT | AVG | PF | FO | AST | TO | BLK | STL | PTS | AVG | | |
|-------------------------|-----------|-----------|-------------|-------------|------------|------------|-------------|-----------|------------|-------------|------------|------------|-------------|------------|------------|------------|------------|------------|----------|------------|------------|------------|-----------|-------------|-------------|--|--|
| 2015-16* | 33 | 32 | 1062 | 32.2 | 182 | 445 | .409 | 28 | 80 | .350 | 129 | 182 | .709 | 104 | 203 | 307 | 9.3 | 86 | 2 | 84 | 104 | 55 | 39 | 521 | 15.8 | | |
| 2016-17* | 32 | 32 | 1104 | 34.5 | 216 | 469 | .461 | 30 | 111 | .270 | 152 | 205 | .741 | 92 | 225 | 317 | 9.9 | 81 | 1 | 105 | 76 | 68 | 41 | 614 | 19.2 | | |
| 2017-18 REDSHIRT SEASON | | | | | | | | | | | | | | | | | | | | | | | | | | | |
| 2018-19 | 5 | 5 | 158 | 31.6 | 29 | 67 | .433 | 1 | 6 | .167 | 30 | 40 | .750 | 18 | 34 | 52 | 10.4 | 15 | 0 | 19 | 13 | 4 | 5 | 89 | 17.8 | | |
| TOTAL | 70 | 69 | 2324 | 33.2 | 427 | 981 | .435 | 59 | 197 | .299 | 311 | 427 | .728 | 214 | 462 | 676 | 9.7 | 182 | 3 | 208 | 193 | 127 | 85 | 1224 | 17.5 | | |



CHARLIE MOORE

RS-Sophomore • Guard • 5-11 • 180 • Chicago, Ill. • Morgan Park HS • California

SEASON STATS

| PPG | RPG | APG | FG% | 3FG% | FT% |
|------------|------------|------------|------------|------------|------------|
| 3.4 | 2.0 | 1.4 | 27% | 18% | 75% |

LAST GAME VS. TENNESSEE (11.23.18)

| MIN | PTS | REBS | ASTS | BLKS | STLS |
|-----------|----------|----------|----------|----------|----------|
| 32 | 9 | 1 | 2 | 0 | 0 |

A transfer from California following the 2016-17 season ... Sat out 2017-18 due to transfer rules ... One of 28 invited to tryout for the USA Basketball U19 team in the summer of 2017 ... Started all 34 games while at California during his freshman year in 2016-17 ... Averaged 28.8 minutes, 12.2 points and 3.5 assists while at California ... Scored 10 or more points in 22 games, including four 20-point efforts his freshman year at California.

CAREER HONORS

Pac-12 All-Freshman Honorable Mention [2016-17]

Pac-12 Player of the Week [11.21.16]

CAREER HIGHS (*AT CALIFORNIA)

| | | |
|-----------------|-----|---|
| Points | *38 | vs. UC Irvine (11.16.16) |
| Rebounds | *6 | vs. Oregon State (2.24.17) at Oregon (1.19.17) |
| Field Goals | *10 | vs. UC Irvine (11.16.16) |
| Field Goal Att. | *20 | vs. UC Irvine (11.16.16) |
| 3PT Field Goals | *5 | vs. Colorado (2.5.17) |
| 3-Point Att. | *8 | vs. Colorado (2.5.17) |
| Free Throws | *15 | vs. UC Irvine (11.16.16) |
| Free Throw Att. | *17 | vs. UC Irvine (11.16.16) |
| Assists | *8 | vs. Colorado (2.5.17) vs. Stanford (1.29.17) |
| Steals | *4 | vs. UC Davis (12.10.16) |
| Blocks | - | |
| Minutes | *41 | vs. Utah (2.2.17) |

MISCELLANEOUS (*AT CALIFORNIA)

| | *FR | R-SO | CAREER |
|---------------------|-----|------|--------|
| Double-Doubles | - | - | 0 |
| 10+ Points | 22 | - | 22 |
| 20+ Points | 4 | - | 4 |
| 5+ Rebounds | 2 | - | 2 |
| 5+ Assists | 9 | - | 9 |
| 10+ Assists | - | - | 0 |
| 2+ 3PT Field Goals | 11 | - | 11 |
| 2+ Steals | 8 | - | 8 |
| 2+ Blocks | - | - | 0 |
| Led Team in Pts. | 6 | - | 6 |
| Led Team in Rebs. | 1 | - | 1 |
| Led Team in Assists | 21 | - | 21 |
| Led Team in Steals | 14 | - | 14 |
| Led Team in Blocks | 0 | - | 0 |

2018-19 GAME-BY-GAME

| OPPONENT (Date) | MP | FG-A | PCT | 3PT-A | PCT | FT-A | PCT | O-D-T | PF | A | TO | BLK | ST | TP |
|---------------------------|-----------|-------------|-------------|-------------|-------------|------------|-------------|---------------|----------|----------|----------|----------|----------|-----------|
| vs. Michigan State (11.6) | 11 | 0-1 | .000 | 0-1 | .000 | 1-2 | .500 | 2-1-3 | 3 | 0 | 0 | 0 | 0 | 1 |
| VERMONT (11.12) | 21 | 3-6 | .500 | 1-3 | .333 | 0-0 | --- | 0-1-1 | 2 | 2 | 0 | 0 | 1 | 7 |
| LOUISIANA (11.16) | 21 | 0-5 | .000 | 0-3 | .000 | 0-0 | --- | 0-4-4 | 2 | 3 | 1 | 0 | 0 | 0 |
| vs. Marquette (11.21) | 14 | 0-0 | --- | 0-0 | --- | 0-0 | --- | 0-1-1 | 0 | 0 | 0 | 0 | 1 | 0 |
| vs. Tennessee (11.25) | 32 | 3-10 | .300 | 1-4 | .250 | 2-2 | 1.000 | 0-1-1 | 1 | 2 | 1 | 0 | 0 | 9 |
| STANFORD (12.1) | | | | | | | | | | | | | | |
| WOFFORD (12.4) | | | | | | | | | | | | | | |
| NEW MEXICO STATE (12.8) | | | | | | | | | | | | | | |
| VILLANOVA (12.15) | | | | | | | | | | | | | | |
| SOUTH DAKOTA (12.18) | | | | | | | | | | | | | | |
| at Arizona State (12.22) | | | | | | | | | | | | | | |
| EASTERN MICHIGAN (12.29) | | | | | | | | | | | | | | |
| OKLAHOMA (1.2) | | | | | | | | | | | | | | |
| at Iowa State (1.5) | | | | | | | | | | | | | | |
| TCU (1.9) | | | | | | | | | | | | | | |
| at Baylor (1.12) | | | | | | | | | | | | | | |
| TEXAS (1.14) | | | | | | | | | | | | | | |
| at West Virginia (1.19) | | | | | | | | | | | | | | |
| IOWA STATE (1.12) | | | | | | | | | | | | | | |
| at Kentucky (1.26) | | | | | | | | | | | | | | |
| at Texas (1.29) | | | | | | | | | | | | | | |
| TEXAS TECH (2.2) | | | | | | | | | | | | | | |
| at Kansas State (2.5) | | | | | | | | | | | | | | |
| OKLAHOMA STATE (2.9) | | | | | | | | | | | | | | |
| at TCU (2.11) | | | | | | | | | | | | | | |
| WEST VIRGINIA (2.16) | | | | | | | | | | | | | | |
| at Texas Tech (2.23) | | | | | | | | | | | | | | |
| KANSAS STATE (2.25) | | | | | | | | | | | | | | |
| at Oklahoma State (3.2) | | | | | | | | | | | | | | |
| at Oklahoma (3.5) | | | | | | | | | | | | | | |
| BAYLOR (3.9) | | | | | | | | | | | | | | |
| TOTAL | 99 | 6-22 | .273 | 2-11 | .182 | 3-4 | .750 | 2-8-10 | 8 | 7 | 2 | 0 | 2 | 17 |

^ Starter

CAREER YEAR-BY-YEAR STATISTICS (*AT CALIFORNIA)

| SEASON | GP | GS | MIN | AVG | FG | FGA | PCT | 3FG | 3FGA | PCT | FT | FTA | PCT | OFF | DEF | TOT | AVG | PF | FO | AST | TO | BLK | STL | PTS | AVG | |
|-----------------|-----------|-----------|-------------|-------------|------------|------------|-------------|-----------|------------|-------------|------------|------------|-------------|-----------|-----------|-----------|------------|-----------|----------|------------|------------|----------|-----------|------------|-------------|--|
| 2016-17* | 34 | 34 | 980 | 28.8 | 135 | 348 | .388 | 45 | 128 | .352 | 99 | 131 | .756 | 12 | 55 | 67 | 2.0 | 87 | 0 | 120 | 99 | 0 | 37 | 414 | 12.2 | |
| 2017-18 | | | | | | | | | | | | | | | | | | | | | | | | | | |
| REDSHIRT SEASON | | | | | | | | | | | | | | | | | | | | | | | | | | |
| 2018-19 | 5 | 0 | 99 | 19.8 | 6 | 22 | .273 | 2 | 11 | .182 | 3 | 4 | .750 | 2 | 8 | 10 | 2.0 | 8 | 0 | 7 | 2 | 0 | 2 | 17 | 3.4 | |
| TOTAL | 39 | 34 | 1079 | 27.7 | 141 | 370 | .381 | 47 | 139 | .338 | 102 | 135 | .756 | 14 | 63 | 77 | 2.0 | 95 | 0 | 127 | 101 | 0 | 39 | 431 | 11.1 | |



QUENTIN GRIMES

Freshman • Guard • 6-5 • 210 • The Woodlands, Texas • College Park HS

SEASON STATS

| PPG | RPG | APG | FG% | 3FG% | FT% |
|-----|-----|-----|-----|------|-----|
| 9.0 | 2.8 | 3.4 | 39% | 47% | 62% |

LAST GAME VS. TENNESSEE (11.23.18)

| MIN | PTS | REBS | ASTS | BLKS | STLS |
|-----|-----|------|------|------|------|
| 21 | 5 | 4 | 0 | 0 | 1 |

A five-star combo guard who did the all-star game circuit following his senior year of high school ... Earned many high school All-American honors and was the state player of the year in Texas ... Ended up ranked No. 8 in the national recruiting rankings ... Has valuable USA Basketball experience, including a gold medal won in 2018 at the FIBA U18 Americas Championship, coached by Bill Self.

CAREER HONORS

- Big 12 Newcomer of the Week (11.12.18)
- Jerry West Shooting Guard of the Year Candidate (1 of 20)
- Preseason Big 12 Freshman of the Year
- Preseason All-Big 12 Honorable Mention

CAREER HIGHS

| | | |
|---------------------|----|-----------------------------------|
| Points | 21 | vs. Michigan State (11.6.18) |
| Field Goals | 7 | vs. Michigan State (11.6.18) |
| Field Goal Att. | 14 | vs. Michigan State (11.6.18) |
| 3PT Field Goals | 6 | vs. Michigan State (11.6.18) |
| 3PT Field Goal Att. | 10 | vs. Michigan State (11.6.18) |
| Free Throws | 3 | vs. Tennessee (11.23.18) |
| | | vs. Marquette (11.21.18) |
| Free Throw Att. | 6 | vs. Tennessee (11.23.18) |
| Rebounds | 4 | vs. Tennessee (11.23.18) |
| | | vs. Marquette (11.21.18) |
| Assists | 10 | vs. Vermont (11.12.18) |
| Blocks | - | |
| Steals | 1 | 3x, last vs. Tennessee (11.23.18) |
| Minutes | 31 | vs. Louisiana (11.16.18) |
| | | vs. Vermont (11.12.18) |

MISCELLANEOUS

| | FRESHMAN/CAREER |
|---------------------|-----------------|
| Double-Doubles | 1 |
| 10+ Points | 2 |
| 20+ Points | 1 |
| 5+ Rebounds | - |
| 10+ Rebounds | - |
| 3+ Assists | 3 |
| 3+ 3PT Field Goals | 1 |
| 2+ Steals | - |
| 2+ Blocks | - |
| Led Team in Pts. | 1 |
| Led Team in Rebs. | - |
| Led Team in Assists | 1 |
| Led Team in Blocks | - |
| Led Team in Steals | - |

2018-19 GAME-BY-GAME

| OPPONENT (Date) | MP | FG-A | PCT | 3PT-A | PCT | FT-A | PCT | O-D-T | PF | A | TO | BLK | ST | TP |
|----------------------------|------------|--------------|-------------|-------------|-------------|-------------|-------------|----------------|-----------|-----------|----------|----------|----------|-----------|
| ^vs. Michigan State (11.6) | 30 | 7-14 | .500 | 6-10 | .600 | 1-2 | .500 | 0-1-1 | 3 | 4 | 1 | 0 | 1 | 21 |
| ^VERMONT (11.12) | 31 | 4-8 | .500 | 2-4 | .500 | 0-0 | --- | 1-2-3 | 4 | 10 | 3 | 0 | 0 | 10 |
| ^LOUISIANA (11.16) | 31 | 2-7 | .286 | 1-2 | .500 | 1-1 | 1.000 | 1-1-2 | 2 | 3 | 1 | 0 | 1 | 6 |
| ^vs. Marquette (11.21) | 26 | 0-3 | .000 | 0-1 | .000 | 3-4 | .750 | 0-4-4 | 4 | 0 | 2 | 0 | 0 | 3 |
| ^vs. Tennessee (11.23) | 21 | 1-4 | .250 | 0-2 | .000 | 3-6 | .500 | 0-4-4 | 0 | 0 | 2 | 0 | 1 | 5 |
| STANFORD (12.1) | | | | | | | | | | | | | | |
| WOFFORD (12.4) | | | | | | | | | | | | | | |
| NEW MEXICO STATE (12.8) | | | | | | | | | | | | | | |
| VILLANOVA (12.15) | | | | | | | | | | | | | | |
| SOUTH DAKOTA (12.18) | | | | | | | | | | | | | | |
| at Arizona State (12.22) | | | | | | | | | | | | | | |
| EASTERN MICHIGAN (12.29) | | | | | | | | | | | | | | |
| OKLAHOMA (1.2) | | | | | | | | | | | | | | |
| at Iowa State (1.5) | | | | | | | | | | | | | | |
| TCU (1.9) | | | | | | | | | | | | | | |
| at Baylor (1.12) | | | | | | | | | | | | | | |
| TEXAS (1.14) | | | | | | | | | | | | | | |
| at West Virginia (1.19) | | | | | | | | | | | | | | |
| IOWA STATE (1.12) | | | | | | | | | | | | | | |
| at Kentucky (1.26) | | | | | | | | | | | | | | |
| at Texas (1.29) | | | | | | | | | | | | | | |
| TEXAS TECH (2.2) | | | | | | | | | | | | | | |
| at Kansas State (2.5) | | | | | | | | | | | | | | |
| OKLAHOMA STATE (2.9) | | | | | | | | | | | | | | |
| at TCU (2.11) | | | | | | | | | | | | | | |
| WEST VIRGINIA (2.16) | | | | | | | | | | | | | | |
| at Texas Tech (2.23) | | | | | | | | | | | | | | |
| KANSAS STATE (2.25) | | | | | | | | | | | | | | |
| at Oklahoma State (3.2) | | | | | | | | | | | | | | |
| at Oklahoma (3.5) | | | | | | | | | | | | | | |
| BAYLOR (3.9) | | | | | | | | | | | | | | |
| TOTAL | 139 | 14-36 | .389 | 9-19 | .474 | 8-13 | .615 | 2-12-14 | 13 | 17 | 9 | 0 | 3 | 45 |

^ Starter

CAREER YEAR-BY-YEAR STATISTICS

| SEASON | GP | GS | MIN | AVG | FG | FGA | PCT | 3FG | 3FGA | PCT | FT | FTA | PCT | OFF | DEF | TOT | AVG | PF | FO | AST | TO | BLK | STL | PTS | AVG |
|--------------|----------|----------|------------|-------------|-----------|-----------|-------------|----------|-----------|-------------|----------|-----------|-------------|----------|-----------|-----------|------------|-----------|----------|-----------|----------|----------|----------|-----------|------------|
| 2018-19 | 5 | 5 | 139 | 27.8 | 14 | 36 | .389 | 9 | 19 | .474 | 8 | 13 | .615 | 2 | 12 | 14 | 2.8 | 13 | 0 | 17 | 9 | 0 | 3 | 45 | 9.0 |
| TOTAL | 5 | 5 | 139 | 27.8 | 14 | 36 | .389 | 9 | 19 | .474 | 8 | 13 | .615 | 2 | 12 | 14 | 2.8 | 13 | 0 | 17 | 9 | 0 | 3 | 45 | 9.0 |



DEVON DOTSON

(deh-VAWN)

Freshman • Guard • 6-2 • 185 • Charlotte, N.C. • Providence Day School

SEASON STATS

| PPG | RPG | APG | FG% | 3FG% | FT% |
|------|-----|-----|-----|------|-----|
| 10.8 | 3.6 | 2.4 | 54% | 50% | 82% |

LAST GAME VS. TENNESSEE (11.23.18)

| MIN | PTS | REBS | ASTS | BLKS | STLS |
|-----|-----|------|------|------|------|
| 40 | 17 | 4 | 2 | 0 | 0 |

An explosive combo guard who picked up numerous postseason honors and played in all-star games following the 2017-18 season including McDonald's All-America and the Jordan Brand Classic ... Ended ranked No. 20 by Rivals.com, No. 21 by 247Sports.com and No. 24 by ESPN100.

CAREER HONORS

Bob Cousy Point Guard of the Year Award (1 of 20)

CAREER HIGHS

| | | |
|---------------------|----|--|
| Points | 17 | vs. Tennessee (11.23.18) |
| Field Goals | 6 | vs. Michigan State (11.6.18) |
| Field Goal Att. | 11 | vs. Michigan State (11.6.18) |
| 3PT Field Goals | 3 | vs. Michigan State (11.6.18) |
| 3PT Field Goal Att. | 5 | vs. Michigan State (11.6.18) |
| Free Throws | 6 | vs. Tennessee (11.23.18) |
| Free Throw Att. | 7 | vs. Tennessee (11.23.18) |
| Rebounds | 6 | vs. Vermont (11.12.18) |
| Assists | 4 | vs. Marquette (11.21.18) |
| Blocks | - | |
| Steals | 3 | vs. Marquette (11.21.18) vs. Michigan State (11.6.18) |
| Minutes | 40 | vs. Tennessee (11.23.18) |

MISCELLANEOUS

| | FRESHMAN/CAREER |
|---------------------|-----------------|
| Double-Doubles | - |
| 10+ Points | 3 |
| 20+ Points | - |
| 5+ Rebounds | 1 |
| 10+ Rebounds | - |
| 3+ Assists | 3 |
| 3+ 3PT Field Goals | 1 |
| 2+ Steals | 3 |
| 2+ Blocks | - |
| Led Team in Pts. | - |
| Led Team in Rebs. | - |
| Led Team in Assists | 1 |
| Led Team in Blocks | - |
| Led Team in Steals | 3 |

2018-19 GAME-BY-GAME

| OPPONENT (Date) | MP | FG-A | PCT | 3PT-A | PCT | FT-A | PCT | O-D-T | PF | A | TO | BLK | ST | TP |
|----------------------------|------------|--------------|-------------|-------------|-------------|-------------|-------------|----------------|-----------|-----------|----------|----------|----------|-----------|
| ^vs. Michigan State (11.6) | 34 | 6-11 | .545 | 3-5 | .600 | 1-2 | .500 | 0-2-2 | 3 | 3 | 4 | 0 | 3 | 16 |
| ^VERMONT (11.12) | 27 | 3-5 | .600 | 1-2 | .500 | 0-0 | --- | 2-4-6 | 1 | 0 | 1 | 0 | 2 | 7 |
| ^LOUISIANA (11.16) | 20 | 2-6 | .333 | 0-2 | .000 | 0-0 | --- | 0-3-3 | 2 | 3 | 1 | 0 | 0 | 4 |
| ^vs. Marquette (11.21) | 31 | 4-7 | .571 | 0-0 | --- | 2-2 | 1.000 | 1-2-3 | 2 | 4 | 1 | 0 | 3 | 10 |
| ^vs. Tennessee (11.23) | 40 | 5-8 | .625 | 1-1 | 1.000 | 6-7 | .857 | 1-3-4 | 2 | 2 | 2 | 0 | 0 | 17 |
| STANFORD (12.1) | | | | | | | | | | | | | | |
| WOFFORD (12.4) | | | | | | | | | | | | | | |
| NEW MEXICO STATE (12.8) | | | | | | | | | | | | | | |
| VILLANOVA (12.15) | | | | | | | | | | | | | | |
| SOUTH DAKOTA (12.18) | | | | | | | | | | | | | | |
| at Arizona State (12.22) | | | | | | | | | | | | | | |
| EASTERN MICHIGAN (12.29) | | | | | | | | | | | | | | |
| OKLAHOMA (1.2) | | | | | | | | | | | | | | |
| at Iowa State (1.5) | | | | | | | | | | | | | | |
| TCU (1.9) | | | | | | | | | | | | | | |
| at Baylor (1.12) | | | | | | | | | | | | | | |
| TEXAS (1.14) | | | | | | | | | | | | | | |
| at West Virginia (1.19) | | | | | | | | | | | | | | |
| IOWA STATE (1.12) | | | | | | | | | | | | | | |
| at Kentucky (1.26) | | | | | | | | | | | | | | |
| at Texas (1.29) | | | | | | | | | | | | | | |
| TEXAS TECH (2.2) | | | | | | | | | | | | | | |
| at Kansas State (2.5) | | | | | | | | | | | | | | |
| OKLAHOMA STATE (2.9) | | | | | | | | | | | | | | |
| at TCU (2.11) | | | | | | | | | | | | | | |
| WEST VIRGINIA (2.16) | | | | | | | | | | | | | | |
| at Texas Tech (2.23) | | | | | | | | | | | | | | |
| KANSAS STATE (2.25) | | | | | | | | | | | | | | |
| at Oklahoma State (3.2) | | | | | | | | | | | | | | |
| at Oklahoma (3.5) | | | | | | | | | | | | | | |
| BAYLOR (3.9) | | | | | | | | | | | | | | |
| TOTAL | 152 | 20-37 | .541 | 5-10 | .500 | 9-11 | .818 | 4-14-18 | 10 | 12 | 9 | 0 | 8 | 54 |

^ Starter

CAREER YEAR-BY-YEAR STATISTICS

| SEASON | GP | GS | MIN | AVG | FG | FGA | PCT | 3FG | 3FGA | PCT | FT | FTA | PCT | OFF | DEF | TOT | AVG | PF | FO | AST | TO | BLK | STL | PTS | AVG |
|--------------|----------|----------|------------|-------------|-----------|-----------|-------------|----------|-----------|-------------|----------|-----------|-------------|----------|-----------|-----------|------------|-----------|----------|-----------|----------|----------|----------|-----------|-------------|
| 2018-19 | 5 | 5 | 152 | 30.4 | 20 | 37 | .541 | 5 | 10 | .500 | 9 | 11 | .818 | 4 | 14 | 18 | 3.6 | 10 | 0 | 12 | 9 | 0 | 8 | 54 | 10.8 |
| TOTAL | 5 | 5 | 152 | 30.4 | 20 | 37 | .541 | 5 | 10 | .500 | 9 | 11 | .818 | 4 | 14 | 18 | 3.6 | 10 | 0 | 12 | 9 | 0 | 8 | 54 | 10.8 |

CHRIS TEAHAN

Sophomore • Guard • 6-4 • 175 • Leawood, Kan. • Rockhurst HS



SEASON STATS

| PPG | RPG | APG | FG% | 3FG% | FT% |
|-----|-----|-----|-----|------|-----|
| - | - | - | - | - | - |

LAST GAME EXH VS. WASHBURN (11.18)

| MIN | PTS | REBS | ASTS | BLKS | STLS |
|-----|-----|------|------|------|------|
| 3 | 1 | 1 | 0 | 0 | 0 |

2017-18: Appeared in 10 games, two in conference play and three postseason ... Averaged 2.3 minutes per contest ... Made his second 3-pointer of the season in scoring three points vs. Omaha (12/18) ... Had a season-high four points vs. Toledo (11/28) ... Logged four minutes against South Dakota State (11/17) with three points and three rebounds ... An invited walk-on who was a two-sport athlete at Rockhurst HS in Kansas City, Missouri ... Older brother, Conner, played five seasons at KU and on two Final Four teams.

CAREER HONORS

CAREER HIGHS

| | | |
|---------------------|----|---------------------------------|
| Points | 4 | vs. Toledo (11.28.17) |
| Field Goals | 1 | 4x, last vs. Omaha (12.18.17) |
| Field Goal Att. | 2 | 4x, last vs. Oakland (11.21.17) |
| 3PT Field Goals | 1 | vs. Omaha (12.18.17) |
| | | vs. South Dakota St. (11.17.17) |
| 3PT Field Goal Att. | 2 | vs. Texas Southern (11.21.17) |
| | | vs. Tennessee St. (11.10.17) |
| Free Throws | 2 | vs. Toledo (11.28.17) |
| Free Throw Att. | 2 | vs. Toledo (11.28.17) |
| Rebounds | 3 | vs. South Dakota St. (11.17.17) |
| Assists | 1 | vs. Tennessee St. (11.10.17) |
| Blocks | -- | -- |
| Steals | -- | -- |
| Minutes | 4 | 4x, last vs. Omaha (12.18.17) |

MISCELLANEOUS

| | FR | SO | CAREER |
|--------------------|----|----|--------|
| 5+ Minutes | - | | 1 |
| 4+ Points | 1 | | 1 |
| 3+ Rebounds | 1 | | 1 |
| 3+ Assists | - | | - |
| 2+ 3PT Field Goals | - | | - |
| 2+ Steals | - | | - |
| 2+ Blocks | 1 | | 1 |
| Led Team in Pts. | - | | - |
| Led Team in Rebs. | - | | - |
| Led Team in Steals | - | | - |
| Led Team in Blocks | - | | - |

2018-19 GAME-BY-GAME

| OPPONENT (Date) | MP | FG-A | PCT | 3PT-A | PCT | FT-A | PCT | O-D-T | PF | A | TO | BLK | ST | TP |
|---------------------------|----|------|-----|-------|-----|------|-----|-------|----|---|----|-----|----|----|
| vs. Michigan State (11.6) | | | | | | | DNP | | | | | | | |
| VERMONT (11.12) | | | | | | | DNP | | | | | | | |
| LOUISIANA (11.16) | | | | | | | DNP | | | | | | | |
| vs. Marquette (11.21) | | | | | | | DNP | | | | | | | |
| vs. Tennessee (11.23) | | | | | | | DNP | | | | | | | |
| STANFORD (12.1) | | | | | | | | | | | | | | |
| WOFFORD (12.4) | | | | | | | | | | | | | | |
| NEW MEXICO STATE (12.8) | | | | | | | | | | | | | | |
| VILLANOVA (12.15) | | | | | | | | | | | | | | |
| SOUTH DAKOTA (12.18) | | | | | | | | | | | | | | |
| at Arizona State (12.22) | | | | | | | | | | | | | | |
| EASTERN MICHIGAN (12.29) | | | | | | | | | | | | | | |
| OKLAHOMA (1.2) | | | | | | | | | | | | | | |
| at Iowa State (1.5) | | | | | | | | | | | | | | |
| TCU (1.9) | | | | | | | | | | | | | | |
| at Baylor (1.12) | | | | | | | | | | | | | | |
| TEXAS (1.14) | | | | | | | | | | | | | | |
| at West Virginia (1.19) | | | | | | | | | | | | | | |
| IOWA STATE (1.12) | | | | | | | | | | | | | | |
| at Kentucky (1.26) | | | | | | | | | | | | | | |
| at Texas (1.29) | | | | | | | | | | | | | | |
| TEXAS TECH (2.2) | | | | | | | | | | | | | | |
| at Kansas State (2.5) | | | | | | | | | | | | | | |
| OKLAHOMA STATE (2.9) | | | | | | | | | | | | | | |
| at TCU (2.11) | | | | | | | | | | | | | | |
| WEST VIRGINIA (2.16) | | | | | | | | | | | | | | |
| at Texas Tech (2.23) | | | | | | | | | | | | | | |
| KANSAS STATE (2.25) | | | | | | | | | | | | | | |
| at Oklahoma State (3.2) | | | | | | | | | | | | | | |
| at Oklahoma (3.5) | | | | | | | | | | | | | | |
| BAYLOR (3.9) | | | | | | | | | | | | | | |
| TOTAL | | | | | | | | | | | | | | |

^ Starter

CAREER YEAR-BY-YEAR STATISTICS

| SEASON | GP | GS | MIN | AVG | FG | FGA | PCT | 3FG | 3FGA | PCT | FT | FTA | PCT | OFF | DEF | TOT | AVG | PF | FO | AST | TO | BLK | STL | PTS | AVG |
|--------------|-----------|----------|-----------|------------|----------|-----------|-------------|----------|----------|-------------|----------|----------|--------------|----------|----------|----------|------------|----------|----------|----------|----------|----------|----------|-----------|------------|
| 2017-18 | 11 | 0 | 25 | 2.3 | 4 | 11 | .364 | 2 | 8 | .250 | 2 | 2 | 1.000 | 2 | 5 | 7 | 0.6 | 2 | 0 | 1 | 3 | 0 | 0 | 12 | 1.1 |
| 2018-19 | 0 | 0 | 0 | 0.0 | 0 | 0 | .000 | 0 | 0 | .000 | 0 | 0 | .000 | 0 | 0 | 0 | 0.0 | 0 | 0 | 0 | 0 | 0 | 0 | 0 | 0.0 |
| TOTAL | 11 | 0 | 25 | 2.3 | 4 | 11 | .364 | 2 | 8 | .250 | 2 | 2 | 1.000 | 2 | 5 | 7 | 0.6 | 2 | 0 | 1 | 3 | 0 | 0 | 12 | 1.1 |



K.J. LAWSON

RS-Sophomore • Guard • 6-8 • 205 • Memphis, Tenn. • Hamilton HS • Memphis

SEASON STATS

| PPG | RPG | APG | FG% | 3FG% | FT% |
|-----|-----|-----|-----|------|-----|
| 2.8 | 2.8 | 0.2 | 67% | 50% | 63% |

LAST GAME VS. TENNESSEE (11.23.18)

| MIN | PTS | REBS | ASTS | BLKS | STLS |
|-----|-----|------|------|------|------|
| 19 | 8 | 6 | 0 | 0 | 2 |

A transfer from Memphis who sat out the 2017-18 season due to NCAA rules ... Played in 42 games while at Memphis with 33 starts, an 11.5 career scoring average and 7.0 career rebound average ... Had nine career double-doubles ... Granted a medical redshirt following the 2015-16 season.

CAREER HONORS

American Athletic Conference Rookie of the Year [2017]
American Athletic Conference All-Rookie Team [2017]

CAREER HIGHS (*AT MEMPHIS)

| | | |
|-----------------|-----|------------------------------|
| Points | *28 | at Houston (1-19-17) |
| Rebounds | *19 | vs. East Carolina (1-28-17) |
| Field Goals | *12 | at Houston (1-19-17) |
| Field Goal Att. | *23 | vs. East Carolina (1-28-17) |
| 3PT Field Goals | *3 | vs. UTRGV (11-14-16) |
| 3PT Attempts | *4 | 3x, last vs. UCF (1-22-17) |
| Free Throws | *9 | vs. Jackson State (11-30-16) |
| Free Throw Att. | *11 | vs. Tulane (3-2-17) |
| Assists | *7 | vs. McNeese (11-22-16) |
| Steals | *3 | vs. USF (1-14-17) |
| Blocks | *2 | 4x, last vs. Tulsa (2-7-17) |
| Minutes | *43 | at Houston (1-19-17) |

MISCELLANEOUS (*AT MEMPHIS)

| | *FR | *SO | R-SO | CAREER |
|---------------------|-----|-----|------|--------|
| Double-Doubles | - | 9 | - | 9 |
| 10+ Points | 4 | 20 | - | 24 |
| 20+ Points | - | 4 | - | 4 |
| 5+ Rebounds | 4 | 26 | 2 | 32 |
| 10+ Rebounds | - | 12 | - | 12 |
| 3+ Assists | 1 | 18 | - | 19 |
| 2+ 3PT Field Goals | - | 4 | - | 4 |
| 2+ Steals | 1 | 2 | 1 | 4 |
| 2+ Blocks | 1 | 3 | - | 4 |
| Led Team in Pts. | 1 | 6 | - | 7 |
| Led Team in Rebs. | 0 | 14 | - | 14 |
| Led Team in Assists | 0 | 5 | - | 5 |
| Led Team in Steals | 0 | 5 | 1 | 6 |
| Led Team in Blocks | 0 | 5 | - | 5 |

2018-19 GAME-BY-GAME

| OPPONENT (Date) | MP | FG-A | PCT | 3PT-A | PCT | FT-A | PCT | O-D-T | PF | A | TO | BLK | ST | TP |
|---------------------------|-----------|------------|-------------|------------|-------------|------------|-------------|----------------|----------|----------|----------|----------|----------|-----------|
| vs. Michigan State (11.6) | 10 | 1-1 | 1.000 | 1-1 | 1.000 | 1-2 | .500 | 1-5-6 | 3 | 1 | 0 | 0 | 0 | 4 |
| VERMONT (11.12) | 3 | 0-0 | --- | 0-0 | --- | 0-0 | --- | 0-0-0 | 1 | 0 | 1 | 0 | 0 | 0 |
| LOUISIANA (11.16) | 2 | 1-1 | 1.000 | 0-0 | --- | 0-0 | --- | 0-0-0 | 0 | 0 | 0 | 0 | 1 | 2 |
| vs. Marquette (11.21) | 2 | 0-0 | --- | 0-0 | --- | 0-0 | --- | 0-2-2 | 0 | 0 | 0 | 0 | 0 | 0 |
| vs. Tennessee (11.23) | 19 | 2-4 | .500 | 0-1 | .000 | 4-6 | .667 | 1-5-6 | 4 | 0 | 1 | 0 | 2 | 8 |
| STANFORD (12.1) | | | | | | | | | | | | | | |
| WOFFORD (12.4) | | | | | | | | | | | | | | |
| NEW MEXICO STATE (12.8) | | | | | | | | | | | | | | |
| VILLANOVA (12.15) | | | | | | | | | | | | | | |
| SOUTH DAKOTA (12.18) | | | | | | | | | | | | | | |
| at Arizona State (12.22) | | | | | | | | | | | | | | |
| EASTERN MICHIGAN (12.29) | | | | | | | | | | | | | | |
| OKLAHOMA (1.2) | | | | | | | | | | | | | | |
| at Iowa State (1.5) | | | | | | | | | | | | | | |
| TCU (1.9) | | | | | | | | | | | | | | |
| at Baylor (1.12) | | | | | | | | | | | | | | |
| TEXAS (1.14) | | | | | | | | | | | | | | |
| at West Virginia (1.19) | | | | | | | | | | | | | | |
| IOWA STATE (1.12) | | | | | | | | | | | | | | |
| at Kentucky (1.26) | | | | | | | | | | | | | | |
| at Texas (1.29) | | | | | | | | | | | | | | |
| TEXAS TECH (2.2) | | | | | | | | | | | | | | |
| at Kansas State (2.5) | | | | | | | | | | | | | | |
| OKLAHOMA STATE (2.9) | | | | | | | | | | | | | | |
| at TCU (2.11) | | | | | | | | | | | | | | |
| WEST VIRGINIA (2.16) | | | | | | | | | | | | | | |
| at Texas Tech (2.23) | | | | | | | | | | | | | | |
| KANSAS STATE (2.25) | | | | | | | | | | | | | | |
| at Oklahoma State (3.2) | | | | | | | | | | | | | | |
| at Oklahoma (3.5) | | | | | | | | | | | | | | |
| BAYLOR (3.9) | | | | | | | | | | | | | | |
| TOTAL | 36 | 4-6 | .667 | 1-2 | .500 | 5-8 | .625 | 2-12-14 | 8 | 1 | 2 | 0 | 3 | 14 |

^ Starter

CAREER YEAR-BY-YEAR STATISTICS (*AT MEMPHIS)

| SEASON | GP | GS | MIN | AVG | FG | FGA | PCT | 3FG | 3FGA | PCT | FT | FTA | PCT | OFF | DEF | TOT | AVG | PF | FO | AST | TO | BLK | STL | PTS | AVG |
|--------------|-----------|-----------|-------------|-------------|------------|------------|-------------|-----------|-----------|-------------|------------|------------|-------------|-----------|------------|------------|------------|------------|----------|------------|-----------|-----------|-----------|------------|-------------|
| 2015-16* | 10 | 2 | 197 | 19.7 | 26 | 71 | .366 | 2 | 9 | .222 | 34 | 51 | .667 | 10 | 25 | 35 | 3.5 | 26 | 1 | 11 | 19 | 6 | 6 | 88 | 8.8 |
| 2016-17* | 32 | 31 | 1078 | 33.7 | 145 | 363 | .399 | 22 | 67 | .328 | 82 | 118 | .695 | 73 | 186 | 259 | 8.1 | 72 | 1 | 88 | 66 | 13 | 16 | 394 | 12.3 |
| 2017-18 | | | | | | | | | | | | | | | | | | | | | | | | | |
| 2018-19 | 5 | 0 | 36 | 7.2 | 4 | 6 | .667 | 1 | 2 | .500 | 5 | 8 | .625 | 2 | 12 | 14 | 2.8 | 8 | 0 | 1 | 2 | 0 | 3 | 14 | 2.8 |
| TOTAL | 47 | 33 | 1311 | 27.9 | 175 | 440 | .398 | 25 | 78 | .321 | 121 | 177 | .684 | 85 | 223 | 308 | 6.6 | 106 | 2 | 100 | 87 | 19 | 25 | 496 | 10.6 |



GARRETT LUINSTRA (loo-IN-struh)

Freshman • Guard • 6-2 • 155 • Lawrence, Kan. • Lawrence Free State HS

SEASON STATS

| PPG | RPG | APG | FG% | 3FG% | FT% |
|-----|-----|-----|-----|------|-----|
| - | - | - | - | - | - |

LAST GAME EXH VS. WASHBURN (11.18)

| MIN | PTS | REBS | ASTS | BLKS | STLS |
|-----|-----|------|------|------|------|
| 2 | 0 | 1 | 0 | 0 | 0 |

An invited walk-on ... A combo guard who set his high school's single-season scoring record with 456 points as a senior ... Averaged 19 points his senior year in guiding Free State High School to the 6A state title game and a 19-6 record ... A first-team all-state selection and the Sunflower League Player of the Year his senior season.

CAREER HONORS

CAREER HIGHS

| | |
|---------------------|--|
| Points | |
| Field Goals | |
| Field Goal Att. | |
| 3PT Field Goals | |
| 3PT Field Goal Att. | |
| Free Throws | |
| Free Throw Att. | |
| Rebounds | |
| Assists | |
| Blocks | |
| Steals | |
| Minutes | |

MISCELLANEOUS

FRESHMAN/CAREER

| | |
|---------------------|--|
| Double-Doubles | |
| 10+ Points | |
| 20+ Points | |
| 5+ Rebounds | |
| 10+ Rebounds | |
| 3+ Assists | |
| 3+ 3PT Field Goals | |
| 2+ Steals | |
| 2+ Blocks | |
| Led Team in Pts. | |
| Led Team in Rebs. | |
| Led Team in Assists | |
| Led Team in Blocks | |
| Led Team in Steals | |

2018-19 GAME-BY-GAME

| OPPONENT (Date) | MP | FG-A | PCT | 3PT-A | PCT | FT-A | PCT | O-D-T | PF | A | TO | BLK | ST | TP |
|---------------------------|----|------|-----|-------|-----|------|-----|-------|----|---|----|-----|----|----|
| vs. Michigan State (11.6) | | | | | | | DNP | | | | | | | |
| VERMONT (11.12) | | | | | | | DNP | | | | | | | |
| LOUISIANA (11.16) | | | | | | | DNP | | | | | | | |
| vs. Marquette (11.21) | | | | | | | DNP | | | | | | | |
| vs. Tennessee (11.23) | | | | | | | DNP | | | | | | | |
| STANFORD (12.1) | | | | | | | | | | | | | | |
| WOFFORD (12.4) | | | | | | | | | | | | | | |
| NEW MEXICO STATE (12.8) | | | | | | | | | | | | | | |
| VILLANOVA (12.15) | | | | | | | | | | | | | | |
| SOUTH DAKOTA (12.18) | | | | | | | | | | | | | | |
| at Arizona State (12.22) | | | | | | | | | | | | | | |
| EASTERN MICHIGAN (12.29) | | | | | | | | | | | | | | |
| OKLAHOMA (1.2) | | | | | | | | | | | | | | |
| at Iowa State (1.5) | | | | | | | | | | | | | | |
| TCU (1.9) | | | | | | | | | | | | | | |
| at Baylor (1.12) | | | | | | | | | | | | | | |
| TEXAS (1.14) | | | | | | | | | | | | | | |
| at West Virginia (1.19) | | | | | | | | | | | | | | |
| IOWA STATE (1.12) | | | | | | | | | | | | | | |
| at Kentucky (1.26) | | | | | | | | | | | | | | |
| at Texas (1.29) | | | | | | | | | | | | | | |
| TEXAS TECH (2.2) | | | | | | | | | | | | | | |
| at Kansas State (2.5) | | | | | | | | | | | | | | |
| OKLAHOMA STATE (2.9) | | | | | | | | | | | | | | |
| at TCU (2.11) | | | | | | | | | | | | | | |
| WEST VIRGINIA (2.16) | | | | | | | | | | | | | | |
| at Texas Tech (2.23) | | | | | | | | | | | | | | |
| KANSAS STATE (2.25) | | | | | | | | | | | | | | |
| at Oklahoma State (3.2) | | | | | | | | | | | | | | |
| at Oklahoma (3.5) | | | | | | | | | | | | | | |
| BAYLOR (3.9) | | | | | | | | | | | | | | |
| TOTAL | | | | | | | | | | | | | | |

^ Starter

CAREER YEAR-BY-YEAR STATISTICS

| SEASON | GP | GS | MIN | AVG | FG | FGA | PCT | 3FG | 3FGA | PCT | FT | FTA | PCT | OFF | DEF | TOT | AVG | PF | FO | AST | TO | BLK | STL | PTS | AVG |
|--------------|----------|----------|----------|------------|----------|----------|-------------|----------|----------|-------------|----------|----------|-------------|----------|----------|----------|------------|----------|----------|----------|----------|----------|----------|----------|------------|
| 2018-19 | 0 | 0 | 0 | 0.0 | 0 | 0 | .000 | 0 | 0 | .000 | 0 | 0 | .000 | 0 | 0 | 0 | 0.0 | 0 | 0 | 0 | 0 | 0 | 0 | 0 | 0.0 |
| TOTAL | 0 | 0 | 0 | 0.0 | 0 | 0 | .000 | 0 | 0 | .000 | 0 | 0 | .000 | 0 | 0 | 0 | 0.0 | 0 | 0 | 0 | 0 | 0 | 0 | 0 | 0.0 |

SILVIO DE SOUSA

(deh-SOE-suh)

Freshman • Forward • 6-9 • 245 • Luanda, Angola • IMG Academy (Fla.)

LAST SEASON STATS

| PPG | RPG | BPG | FG% | 3FG% | FT% |
|-----|-----|-----|-----|------|-----|
| 4.0 | 3.7 | 0.2 | 68% | - | 71% |

LAST GAME VS. VILLANOVA (3.31.18)

| MIN | PTS | REBS | ASTS | BLKS | STLS |
|-----|-----|------|------|------|------|
| 10 | 7 | 7 | 0 | 0 | 0 |

2017-18: Averaged 4.8 points and 5.4 rebounds in the 2018 NCAA Tournament ... Tied season high with 26 minutes vs. Duke (3/25) with 10 rebounds and scoring four points ... Averaged 20.0 minutes, 10.0 ppg and 9.7 rpg in the Big 12 Championship ... Posted his first double-double (16 points, 10 rebounds) vs. West Virginia (3/10) in the Big 12 title game ... Pulled down six or more rebounds seven times, including his last three games in the NCAA Tournament ... Joined the team following graduation from IMG Academy in Bradenton, Florida, following the fall 2017 semester.

22

CAREER HONORS

CAREER HIGHS

| | | |
|---------------------|----|--|
| Points | 16 | vs. West Virginia (3.10.18) |
| Field Goals | 8 | vs. West Virginia (3.10.18) |
| Field Goal Att. | 8 | vs. West Virginia (3.10.18) |
| 3PT Field Goals | -- | -- |
| 3PT Field Goal Att. | -- | -- |
| Free Throws | 4 | vs. Oklahoma (2.19.18) |
| Free Throw Att. | 4 | vs. Villanova (3.31.18) vs. Clemson (3.23.18) vs. Oklahoma (2.19.18) |
| Rebounds | 11 | vs. Kansas State (3.9.18) |
| Assists | 1 | 4x, last vs. Duke (3.25.18) |
| Blocks | 1 | vs. Duke (3.25.18) vs. Clemson (3.23.18) vs. Texas A&M (1.27.18) |
| Steals | 1 | vs. West Virginia (3.10.18) |
| Minutes | 26 | vs. Duke (3.25.18) vs. West Virginia (3.10.18) |

MISCELLANEOUS

| | FR | SO | CAREER |
|---------------------|----|----|--------|
| Double-Doubles | 1 | | 1 |
| 10+ Points | 2 | | 2 |
| 20+ Points | -- | | -- |
| 5+ Rebounds | 7 | | 7 |
| 10+ Rebounds | 3 | | 3 |
| 3+ Assists | -- | | -- |
| 2+ Steals | -- | | -- |
| 2+ Blocks | -- | | -- |
| Led Team in Pts. | -- | | -- |
| Led Team in Rebs. | 4 | | 4 |
| Led Team in Assists | -- | | -- |
| Led Team in Steals | -- | | -- |
| Led Team in Blocks | 1 | | 1 |

2018-19 GAME-BY-GAME

| OPPONENT (Date) | MP | FG-A | PCT | 3PT-A | PCT | FT-A | PCT | O-D-T | PF | A | TO | BLK | ST | TP |
|---------------------------|----|------|-----|-------|-----|------|-----|-------|----|---|----|-----|----|----|
| vs. Michigan State (11.6) | | | | | | | | | | | | | | |
| VERMONT (11.12) | | | | | | | | | | | | | | |
| LOUISIANA (11.16) | | | | | | | | | | | | | | |
| vs. Marquette (11.21) | | | | | | | | | | | | | | |
| vs. Tennessee (11.23) | | | | | | | | | | | | | | |
| STANFORD (12.1) | | | | | | | | | | | | | | |
| WOFFORD (12.4) | | | | | | | | | | | | | | |
| NEW MEXICO STATE (12.8) | | | | | | | | | | | | | | |
| VILLANOVA (12.15) | | | | | | | | | | | | | | |
| SOUTH DAKOTA (12.18) | | | | | | | | | | | | | | |
| at Arizona State (12.22) | | | | | | | | | | | | | | |
| EASTERN MICHIGAN (12.29) | | | | | | | | | | | | | | |
| OKLAHOMA (1.2) | | | | | | | | | | | | | | |
| at Iowa State (1.5) | | | | | | | | | | | | | | |
| TCU (1.9) | | | | | | | | | | | | | | |
| at Baylor (1.12) | | | | | | | | | | | | | | |
| TEXAS (1.14) | | | | | | | | | | | | | | |
| at West Virginia (1.19) | | | | | | | | | | | | | | |
| IOWA STATE (1.12) | | | | | | | | | | | | | | |
| at Kentucky (1.26) | | | | | | | | | | | | | | |
| at Texas (1.29) | | | | | | | | | | | | | | |
| TEXAS TECH (2.2) | | | | | | | | | | | | | | |
| at Kansas State (2.5) | | | | | | | | | | | | | | |
| OKLAHOMA STATE (2.9) | | | | | | | | | | | | | | |
| at TCU (2.11) | | | | | | | | | | | | | | |
| WEST VIRGINIA (2.16) | | | | | | | | | | | | | | |
| at Texas Tech (2.23) | | | | | | | | | | | | | | |
| KANSAS STATE (2.25) | | | | | | | | | | | | | | |
| at Oklahoma State (3.2) | | | | | | | | | | | | | | |
| at Oklahoma (3.5) | | | | | | | | | | | | | | |
| BAYLOR (3.9) | | | | | | | | | | | | | | |
| TOTAL | | | | | | | | | | | | | | |

^ Starter

CAREER YEAR-BY-YEAR STATISTICS

| SEASON | GP | GS | MIN | AVG | FG | FGA | PCT | 3FG | 3FGA | PCT | FT | FTA | PCT | OFF | DEF | TOT | AVG | PF | FO | AST | TO | BLK | STL | PTS | AVG |
|--------------|-----------|----------|------------|------------|-----------|-----------|-------------|----------|----------|-------------|-----------|-----------|-------------|-----------|-----------|-----------|------------|-----------|----------|----------|-----------|----------|----------|-----------|------------|
| 2017-18 | 20 | 0 | 175 | 8.8 | 32 | 47 | .681 | 0 | 0 | .000 | 15 | 21 | .714 | 33 | 41 | 74 | 3.7 | 33 | 0 | 4 | 18 | 3 | 1 | 79 | 4.0 |
| 2018-19 | 0 | 0 | 0 | 0.0 | 0 | 0 | .000 | 0 | 0 | .000 | 0 | 0 | .000 | 0 | 0 | 0 | 0.0 | 0 | 0 | 0 | 0 | 0 | 0 | 0 | 0.0 |
| TOTAL | 20 | 0 | 175 | 8.8 | 32 | 47 | .681 | 0 | 0 | .000 | 15 | 21 | .714 | 33 | 41 | 74 | 3.7 | 33 | 0 | 4 | 18 | 3 | 1 | 79 | 4.0 |

LAGERALD VICK

Senior • Guard • 6-5 • 190 • Memphis, Tenn. • Douglass HS

SEASON STATS

| PPG | RPG | APG | FG% | 3FG% | FT% |
|------|-----|-----|-----|------|-----|
| 19.6 | 3.8 | 2.0 | 57% | 58% | 71% |

LAST GAME VS. TENNESSEE (11.23.18)

| MIN | PTS | REBS | ASTS | BLKS | STLS |
|-----|-----|------|------|------|------|
| 43 | 15 | 2 | 4 | 0 | 1 |

Lone senior on the Kansas roster ... Made 13 3-pointers in his last six games in 2017-18 ... All-Big 12 Honorable Mention ... Had six 20-point efforts ... Recorded 12 games of six-plus rebounds in 2017-18 including eight boards vs. Clemson (3/23) ... Averaged 7.4 ppg and shot 37 percent from beyond the arc in 2016-17.



CAREER HONORS

- NIT Season Tip-Off All-Tournament Team
- Big 12 Player of the Week (11.19.18)
- All-Big 12 Honorable Mention [2017-18]
- Academic All-Big 12 Rookie Team [2015-16]

CAREER HIGHS

| | | |
|---------------------|----|-------------------------------------|
| Points | 33 | vs. Louisiana (11.16.18) |
| Field Goals | 12 | vs. Vermont (11.12.18) |
| | 12 | vs. Washington (12.6.17) |
| Field Goal Att. | 23 | vs. Washington (12.6.17) |
| 3PT Field Goals | 8 | vs. Vermont (11.12.18) |
| 3PT Field Goal Att. | 12 | vs. Louisiana (11.16.18) |
| Free Throws | 4 | 6x, last vs. Louisiana (11.16.18) |
| Free Throw Att. | 6 | vs. West Virginia (2.17.18) |
| | | vs. Washington (12.6.17) |
| Rebounds | 11 | vs. Texas Southern (11.21.17) |
| Assists | 7 | vs. Washington (12.6.17) |
| | | vs. Syracuse (12.2.17) |
| | | vs. Texas Southern (11.21.17) |
| Blocks | 3 | vs. Oakland (11.24.17) |
| Steals | 3 | 4x, last vs. Michigan St. (11.6.18) |
| Minutes | 43 | vs. Tennessee (11.23.18) |

MISCELLANEOUS

| | FR | SO | JR | SR | CAREER |
|---------------------|----|----|----|----|--------|
| Double-Doubles | 0 | 0 | 1 | - | 1 |
| 10+ Points | 0 | 7 | 24 | 4 | 35 |
| 20+ Points | 0 | 1 | 6 | 2 | 9 |
| 30+ Points | 0 | 0 | 0 | 2 | 2 |
| 5+ Rebounds | 1 | 12 | 21 | 1 | 29 |
| 10+ Rebounds | 0 | 0 | 1 | - | 1 |
| 3+ Assists | 0 | 2 | 12 | 2 | 16 |
| 2+ 3PT Field Goals | 0 | 7 | 17 | 4 | 28 |
| 2+ Steals | 0 | 6 | 10 | 2 | 18 |
| 2+ Blocks | 0 | 2 | 2 | - | 4 |
| Led Team in Pts. | 0 | 1 | 3 | 2 | 6 |
| Led Team in Rebs. | 0 | 1 | 4 | 1 | 6 |
| Led Team in Assists | 0 | 0 | 3 | - | 3 |
| Led Team in Steals | 0 | 5 | 6 | 2 | 13 |
| Led Team in Blocks | 0 | 6 | 6 | - | 12 |

2018-19 GAME-BY-GAME

| OPPONENT (Date) | MP | FG-A | PCT | 3PT-A | PCT | FT-A | PCT | O-D-T | PF | A | TO | BLK | ST | TP |
|----------------------------|------------|--------------|-------------|--------------|-------------|------------|-------------|----------------|----------|-----------|-----------|----------|----------|-----------|
| ^vs. Michigan State (11.6) | 32 | 1-7 | .143 | 0-4 | .000 | 0-0 | --- | 0-3-3 | 2 | 3 | 2 | 0 | 3 | 2 |
| ^VERMONT (11.12) | 33 | 12-14 | .857 | 8-8 | 1.000 | 0-0 | --- | 1-2-3 | 2 | 1 | 2 | 0 | 1 | 32 |
| ^LOUISIANA (11.16) | 40 | 11-18 | .611 | 7-12 | .583 | 4-5 | .800 | 2-7-9 | 0 | 2 | 3 | 0 | 2 | 33 |
| ^vs. Marquette (11.21) | 36 | 6-12 | .500 | 3-5 | .600 | 1-2 | .500 | 0-2-2 | 2 | 0 | 2 | 0 | 1 | 16 |
| ^vs. Tennessee (11.23) | 43 | 6-12 | .500 | 3-7 | .429 | 0-0 | --- | 1-1-2 | 2 | 4 | 2 | 0 | 1 | 15 |
| STANFORD (12.1) | | | | | | | | | | | | | | |
| WOFFORD (12.4) | | | | | | | | | | | | | | |
| NEW MEXICO STATE (12.8) | | | | | | | | | | | | | | |
| VILLANOVA (12.15) | | | | | | | | | | | | | | |
| SOUTH DAKOTA (12.18) | | | | | | | | | | | | | | |
| at Arizona State (12.22) | | | | | | | | | | | | | | |
| EASTERN MICHIGAN (12.29) | | | | | | | | | | | | | | |
| OKLAHOMA (1.2) | | | | | | | | | | | | | | |
| at Iowa State (1.5) | | | | | | | | | | | | | | |
| TCU (1.9) | | | | | | | | | | | | | | |
| at Baylor (1.12) | | | | | | | | | | | | | | |
| TEXAS (1.14) | | | | | | | | | | | | | | |
| at West Virginia (1.19) | | | | | | | | | | | | | | |
| IOWA STATE (1.12) | | | | | | | | | | | | | | |
| at Kentucky (1.26) | | | | | | | | | | | | | | |
| at Texas (1.29) | | | | | | | | | | | | | | |
| TEXAS TECH (2.2) | | | | | | | | | | | | | | |
| at Kansas State (2.5) | | | | | | | | | | | | | | |
| OKLAHOMA STATE (2.9) | | | | | | | | | | | | | | |
| at TCU (2.11) | | | | | | | | | | | | | | |
| WEST VIRGINIA (2.16) | | | | | | | | | | | | | | |
| at Texas Tech (2.23) | | | | | | | | | | | | | | |
| KANSAS STATE (2.25) | | | | | | | | | | | | | | |
| at Oklahoma State (3.2) | | | | | | | | | | | | | | |
| at Oklahoma (3.5) | | | | | | | | | | | | | | |
| BAYLOR (3.9) | | | | | | | | | | | | | | |
| TOTAL | 184 | 36-63 | .571 | 21-36 | .583 | 5-7 | .714 | 4-15-19 | 8 | 10 | 11 | 0 | 8 | 98 |

^ Starter

CAREER YEAR-BY-YEAR STATISTICS

| SEASON | GP | GS | MIN | AVG | FG | FGA | PCT | 3FG | 3FGA | PCT | FT | FTA | PCT | OFF | DEF | TOT | AVG | PF | FO | AST | TO | BLK | STL | PTS | AVG |
|--------------|-----------|-----------|-------------|-------------|------------|------------|-------------|------------|------------|-------------|-----------|------------|-------------|-----------|------------|------------|------------|------------|----------|------------|------------|-----------|-----------|------------|------------|
| 2015-16 | 19 | 0 | 91 | 4.8 | 14 | 25 | .560 | 8 | 17 | .471 | 3 | 6 | .500 | 1 | 4 | 5 | 0.3 | 6 | 0 | 8 | 6 | 1 | 3 | 39 | 2.1 |
| 2016-17 | 36 | 6 | 878 | 24.4 | 97 | 219 | .443 | 34 | 92 | .370 | 38 | 46 | .826 | 36 | 91 | 127 | 3.5 | 58 | 1 | 34 | 40 | 15 | 21 | 266 | 7.4 |
| 2017-18 | 39 | 35 | 1289 | 33.1 | 187 | 383 | .488 | 59 | 158 | .373 | 37 | 55 | .673 | 37 | 150 | 187 | 4.8 | 74 | 0 | 83 | 64 | 13 | 34 | 470 | 12.1 |
| 2018-19 | 5 | 5 | 184 | 36.8 | 36 | 63 | .571 | 21 | 36 | .583 | 5 | 7 | .714 | 4 | 15 | 19 | 3.8 | 8 | 0 | 10 | 11 | 0 | 8 | 98 | 19.6 |
| TOTAL | 99 | 46 | 2442 | 24.7 | 334 | 690 | .484 | 122 | 303 | .403 | 83 | 114 | .728 | 78 | 260 | 338 | 3.4 | 146 | 1 | 135 | 121 | 29 | 66 | 873 | 8.8 |



OCHAI AGBAJI

(OH-chie uh-BAH-gee)

Freshman • Guard • 6-5 • 210 • Kansas City, Mo. • Oak Park HS

SEASON STATS

| PPG | RPG | APG | FG% | 3FG% | FT% |
|-----|-----|-----|-----|------|-----|
| - | - | - | - | - | - |

LAST GAME EXH VS. WASHBURN (11.18)

| MIN | PTS | REBS | ASTS | BLKS | STLS |
|-----|-----|------|------|------|------|
| 11 | 6 | 3 | 0 | 1 | 0 |

Was declared a redshirt for 2018-19 on Nov. 5 ... A Kansas City product who is very athletic and has a great shooting touch ... Verbally committed to Kansas in February 2018 ... Bill Self compares Agbaji to Kansas City Jayhawk Travis Releford who played in 138 career games and was a two-year starter while at KU.

CAREER HONORS

CAREER HIGHS

| | |
|---------------------|--|
| Points | |
| Field Goals | |
| Field Goal Att. | |
| 3PT Field Goals | |
| 3PT Field Goal Att. | |
| Free Throws | |
| Free Throw Att. | |
| Rebounds | |
| Assists | |
| Blocks | |
| Steals | |
| Minutes | |

MISCELLANEOUS

FRESHMAN/CAREER

| | |
|---------------------|--|
| Double-Doubles | |
| 10+ Points | |
| 20+ Points | |
| 5+ Rebounds | |
| 10+ Rebounds | |
| 3+ Assists | |
| 3+ 3PT Field Goals | |
| 2+ Steals | |
| 2+ Blocks | |
| Led Team in Pts. | |
| Led Team in Rebs. | |
| Led Team in Assists | |
| Led Team in Blocks | |
| Led Team in Steals | |

2018-19 GAME-BY-GAME

| OPPONENT (Date) | MP | FG-A | PCT | 3PT-A | PCT | FT-A | PCT | O-D-T | PF | A | TO | BLK | ST | TP |
|---|----|------|-------|-------|-------|------|------|-------|----|---|----|-----|----|----|
| [^] EMPORIA STATE (Exh. 10.26) | 12 | 3-3 | 1.000 | 2-2 | 1.000 | 0-0 | .000 | 1-3-4 | 1 | 0 | 0 | 0 | 0 | 8 |
| WASHBURN (Exh. 11.1) | 11 | 2-2 | 1.000 | 1-1 | 1.000 | 1-2 | .500 | 1-2-3 | 2 | 0 | 2 | 1 | 0 | 6 |
| vs. Michigan State (11.6) | | | | | | | | | | | | | | |
| VERMONT (11.12) | | | | | | | | | | | | | | |
| LOUISIANA (11.16) | | | | | | | | | | | | | | |
| vs. Marquette (11.21) | | | | | | | | | | | | | | |
| vs. Tennessee (11.23) | | | | | | | | | | | | | | |
| STANFORD (12.1) | | | | | | | | | | | | | | |
| WOFFORD (12.4) | | | | | | | | | | | | | | |
| NEW MEXICO STATE (12.8) | | | | | | | | | | | | | | |
| VILLANOVA (12.15) | | | | | | | | | | | | | | |
| SOUTH DAKOTA (12.18) | | | | | | | | | | | | | | |
| at Arizona State (12.22) | | | | | | | | | | | | | | |
| EASTERN MICHIGAN (12.29) | | | | | | | | | | | | | | |
| OKLAHOMA (1.2) | | | | | | | | | | | | | | |
| at Iowa State (1.5) | | | | | | | | | | | | | | |
| TCU (1.9) | | | | | | | | | | | | | | |
| at Baylor (1.12) | | | | | | | | | | | | | | |
| TEXAS (1.14) | | | | | | | | | | | | | | |
| at West Virginia (1.19) | | | | | | | | | | | | | | |
| IOWA STATE (1.12) | | | | | | | | | | | | | | |
| at Kentucky (1.26) | | | | | | | | | | | | | | |
| at Texas (1.29) | | | | | | | | | | | | | | |
| TEXAS TECH (2.2) | | | | | | | | | | | | | | |
| at Kansas State (2.5) | | | | | | | | | | | | | | |
| OKLAHOMA STATE (2.9) | | | | | | | | | | | | | | |
| at TCU (2.11) | | | | | | | | | | | | | | |
| WEST VIRGINIA (2.16) | | | | | | | | | | | | | | |
| at Texas Tech (2.23) | | | | | | | | | | | | | | |
| KANSAS STATE (2.25) | | | | | | | | | | | | | | |
| at Oklahoma State (3.2) | | | | | | | | | | | | | | |
| at Oklahoma (3.5) | | | | | | | | | | | | | | |
| BAYLOR (3.9) | | | | | | | | | | | | | | |

TOTAL

^ Starter

CAREER YEAR-BY-YEAR STATISTICS

| SEASON | GP | GS | MIN | AVG | FG | FGA | PCT | 3FG | 3FGA | PCT | FT | FTA | PCT | OFF | DEF | TOT | AVG | PF | FO | AST | TO | BLK | STL | PTS | AVG |
|--------------|----------|----------|----------|------------|----------|----------|-------------|----------|----------|-------------|----------|----------|-------------|----------|----------|----------|------------|----------|----------|----------|----------|----------|----------|----------|------------|
| 2018-19 | 0 | 0 | 0 | 0.0 | 0 | 0 | .000 | 0 | 0 | .000 | 0 | 0 | .000 | 0 | 0 | 0 | 0.0 | 0 | 0 | 0 | 0 | 0 | 0 | 0 | 0.0 |
| TOTAL | 0 | 0 | 0 | 0.0 | 0 | 0 | .000 | 0 | 0 | .000 | 0 | 0 | .000 | 0 | 0 | 0 | 0.0 | 0 | 0 | 0 | 0 | 0 | 0 | 0 | 0.0 |



DAVID McCORMACK

Freshman • Forward • 6-10 • 265 • Norfolk, Va. • Oak Hill Academy

SEASON STATS

| PPG | RPG | BPG | FG% | 3FG% | FT% |
|-----|-----|-----|-----|------|-----|
| 1.8 | 2.5 | 0.3 | 43% | - | 25% |

LAST GAME VS. TENNESSEE (11.23.18)

| MIN | PTS | REBS | ASTS | BLKS | STLS |
|-----|-----|------|------|------|------|
| 4 | 0 | 1 | 0 | 0 | 0 |

A 2018 McDonald's All-American who also represented the USA at the Nike Hoop Summit ... A big body who showed a lot of discipline in losing more than 50 pounds during high school ... Can play both power forward and center and can open up the middle with his outside shooting.

CAREER HONORS

CAREER HIGHS

| | | |
|---------------------|----|--|
| Points | 3 | vs. Michigan State (11.6.18) |
| Field Goals | 1 | vs. Marquette (11.21.18) vs. Louisiana (11.16.18) vs. Michigan State (11.6.18) |
| Field Goal Att. | 4 | vs. Louisiana (11.16.18) |
| 3PT Field Goals | - | |
| 3PT Field Goal Att. | - | |
| Free Throws | 1 | vs. Michigan State (11.6.18) |
| Free Throw Att. | 4 | vs. Michigan State (11.6.18) |
| Rebounds | 6 | vs. Louisiana (11.16.18) |
| Assists | 1 | vs. Michigan State (11.6.18) |
| Blocks | 1 | vs. Louisiana (11.16.18) |
| Steals | - | |
| Minutes | 10 | vs. Louisiana (11.16.18) |

MISCELLANEOUS

| | FRESHMAN/CAREER |
|---------------------|-----------------|
| Double-Doubles | - |
| 10+ Points | - |
| 20+ Points | - |
| 5+ Rebounds | 1 |
| 10+ Rebounds | - |
| 3+ Assists | - |
| 3+ 3PT Field Goals | - |
| 2+ Steals | - |
| 2+ Blocks | - |
| Led Team in Pts. | - |
| Led Team in Rebs. | - |
| Led Team in Assists | - |
| Led Team in Blocks | - |
| Led Team in Steals | - |

2018-19 GAME-BY-GAME

| OPPONENT (Date) | MP | FG-A | PCT | 3PT-A | PCT | FT-A | PCT | O-D-T | PF | A | TO | BLK | ST | TP |
|---------------------------|-----------|------------|-------------|------------|------------|------------|-------------|---------------|----------|----------|----------|----------|----------|----------|
| vs. Michigan State (11.6) | 5 | 1-2 | .500 | 0-0 | --- | 1-4 | .250 | 1-2-3 | 1 | 1 | 0 | 0 | 0 | 3 |
| VERMONT (11.12) | | | | | | | | DNP | | | | | | |
| LOUISIANA (11.16) | 10 | 1-4 | .250 | 0-0 | --- | 0-0 | --- | 4-2-6 | 0 | 0 | 0 | 1 | 0 | 2 |
| vs. Marquette (11.21) | 2 | 1-1 | 1.000 | 0-0 | --- | 0-0 | --- | 0-0-0 | 0 | 0 | 0 | 0 | 0 | 2 |
| vs. Tennessee (11.23) | 4 | 0-0 | --- | 0-0 | --- | 0-0 | --- | 0-1-1 | 1 | 0 | 2 | 0 | 0 | 0 |
| STANFORD (12.1) | | | | | | | | | | | | | | |
| WOFFORD (12.4) | | | | | | | | | | | | | | |
| NEW MEXICO STATE (12.8) | | | | | | | | | | | | | | |
| VILLANOVA (12.15) | | | | | | | | | | | | | | |
| SOUTH DAKOTA (12.18) | | | | | | | | | | | | | | |
| at Arizona State (12.22) | | | | | | | | | | | | | | |
| EASTERN MICHIGAN (12.29) | | | | | | | | | | | | | | |
| OKLAHOMA (1.2) | | | | | | | | | | | | | | |
| at Iowa State (1.5) | | | | | | | | | | | | | | |
| TCU (1.9) | | | | | | | | | | | | | | |
| at Baylor (1.12) | | | | | | | | | | | | | | |
| TEXAS (1.14) | | | | | | | | | | | | | | |
| at West Virginia (1.19) | | | | | | | | | | | | | | |
| IOWA STATE (1.12) | | | | | | | | | | | | | | |
| at Kentucky (1.26) | | | | | | | | | | | | | | |
| at Texas (1.29) | | | | | | | | | | | | | | |
| TEXAS TECH (2.2) | | | | | | | | | | | | | | |
| at Kansas State (2.5) | | | | | | | | | | | | | | |
| OKLAHOMA STATE (2.9) | | | | | | | | | | | | | | |
| at TCU (2.11) | | | | | | | | | | | | | | |
| WEST VIRGINIA (2.16) | | | | | | | | | | | | | | |
| at Texas Tech (2.23) | | | | | | | | | | | | | | |
| KANSAS STATE (2.25) | | | | | | | | | | | | | | |
| at Oklahoma State (3.2) | | | | | | | | | | | | | | |
| at Oklahoma (3.5) | | | | | | | | | | | | | | |
| BAYLOR (3.9) | | | | | | | | | | | | | | |
| TOTAL | 21 | 3-7 | .429 | 0-0 | --- | 1-4 | .250 | 5-5-10 | 2 | 1 | 2 | 1 | 0 | 7 |

^ Starter

CAREER YEAR-BY-YEAR STATISTICS

| SEASON | GP | GS | MIN | AVG | FG | FGA | PCT | 3FG | 3FGA | PCT | FT | FTA | PCT | OFF | DEF | TOT | AVG | PF | FO | AST | TO | BLK | STL | PTS | AVG |
|--------------|----------|----------|-----------|------------|----------|----------|-------------|----------|----------|-------------|----------|----------|-------------|----------|----------|-----------|------------|----------|----------|----------|----------|----------|----------|----------|------------|
| 2018-19 | 4 | 0 | 21 | 5.3 | 3 | 7 | .429 | 0 | 0 | .000 | 1 | 4 | .250 | 5 | 5 | 10 | 2.5 | 2 | 0 | 1 | 2 | 1 | 0 | 7 | 1.8 |
| TOTAL | 4 | 0 | 21 | 5.3 | 3 | 7 | .429 | 0 | 0 | .000 | 1 | 4 | .250 | 5 | 5 | 10 | 2.5 | 2 | 0 | 1 | 2 | 1 | 0 | 7 | 1.8 |



UDOKA AZUBUIKE

(you-DOE-kuh az-uh-BOO-kee)

Junior • Center • 7-0 • 270 • Delta, Nigeria • Potter's House Christian Academy

SEASON STATS

| PPG | RPG | BPG | FG% | 3FG% | FT% |
|------|-----|-----|-----|------|-----|
| 14.4 | 6.0 | 2.0 | 67% | - | 36% |

LAST GAME VS. TENNESSEE (11.23.18)

| MIN | PTS | REBS | ASTS | BLKS | STLS |
|-----|-----|------|------|------|------|
| 17 | 9 | 4 | 0 | 1 | 1 |

Led NCAA Division I in field goal percentage at 77.0, which ranks second best for a season in NCAA history ... Posted his sixth double-double of the season with 14 points and 11 rebounds vs. Clemson (3/23) ... Had 11 games with nine or more rebounds ... Ranked seventh in the Big 12 in rebound average (7.0) and sixth in blocked shots (1.7) ... Posted seven 20-point games season in 2017-18 ... Played in 11 games with six starts as a freshman in 2016-17 before a season-ending wrist injury.

CAREER HONORS

Kareem Abdul-Jabbar Center of the Year Award Candidate (1 of 20)

Preseason All-Big 12 Honorable Mention

All-Big 12 Third Team [2017-18]

Academic All-Big 12 Second Team [2017-18]

CAREER HIGHS

| | | |
|---------------------|----|-----------------------------------|
| Points | 26 | at Nebraska (12.16.17) |
| Field Goals | 13 | at Nebraska (12.16.17) |
| Field Goal Att. | 17 | vs. Vermont (11.12.18) |
| | 17 | at Nebraska (12.16.17) |
| 3PT Field Goals | - | - |
| 3PT Field Goal Att. | - | - |
| Free Throws | 7 | vs. West Virginia (2.17.18) |
| Free Throw Att. | 11 | vs. Baylor (1.20.18) |
| Rebounds | 13 | at Texas (12.29.17) |
| Assists | 2 | 4x, last vs. Marquette (11.21.18) |
| Blocks | 5 | vs. Texas (2.26.18) |
| | | vs. Kansas State (1.13.18) |
| Steals | 3 | vs. Oklahoma (2.19.18) |
| Minutes | 34 | 3x, last vs. Vermont (11.12.18) |

MISCELLANEOUS

| | FR | SO | JR | CAREER |
|---------------------|----|----|----|--------|
| Double-Doubles | 1 | 6 | 1 | 8 |
| 10+ Points | 1 | 25 | 3 | 28 |
| 20+ Points | 0 | 7 | 1 | 8 |
| 5+ Rebounds | 4 | 30 | 2 | 36 |
| 10+ Rebounds | 1 | 6 | 1 | 8 |
| 3+ Assists | 0 | 0 | - | 0 |
| 2+ Steals | 0 | 4 | - | 4 |
| 2+ Blocks | 5 | 19 | 2 | 26 |
| Led Team in Pts. | 0 | 7 | - | 7 |
| Led Team in Rebs. | 3 | 20 | 1 | 24 |
| Led Team in Assists | 0 | 0 | - | 0 |
| Led Team in Steals | 0 | 1 | - | 1 |
| Led Team in Blocks | 6 | 22 | 4 | 32 |

2018-19 GAME-BY-GAME

| OPPONENT (Date) | MP | FG-A | PCT | 3PT-A | PCT | FT-A | PCT | O-D-T | PF | A | TO | BLK | ST | TP |
|----------------------------|------------|--------------|-------------|------------|------------|-------------|-------------|----------------|-----------|----------|-----------|-----------|----------|-----------|
| ^vs. Michigan State (11.6) | 20 | 7-10 | .700 | 0-0 | --- | 3-7 | .429 | 2-1-3 | 4 | 1 | 2 | 4 | 1 | 17 |
| ^VERMONT (11.12) | 34 | 10-17 | .588 | 0-0 | --- | 3-6 | .500 | 1-10-11 | 2 | 0 | 3 | 1 | 0 | 23 |
| ^LOUISIANA (11.16) | 23 | 8-10 | .800 | 0-0 | --- | 1-4 | .250 | 4-4-8 | 3 | 1 | 2 | 4 | 0 | 17 |
| ^vs. Marquette (11.21) | 15 | 3-5 | .600 | 0-0 | --- | 0-3 | .000 | 1-3-4 | 4 | 2 | 2 | 0 | 0 | 6 |
| ^vs. Tennessee (11.23) | 17 | 4-6 | .667 | 0-0 | --- | 1-2 | .500 | 1-3-4 | 5 | 0 | 4 | 1 | 1 | 9 |
| STANFORD (12.1) | | | | | | | | | | | | | | |
| WOFFORD (12.4) | | | | | | | | | | | | | | |
| NEW MEXICO STATE (12.8) | | | | | | | | | | | | | | |
| VILLANOVA (12.15) | | | | | | | | | | | | | | |
| SOUTH DAKOTA (12.18) | | | | | | | | | | | | | | |
| at Arizona State (12.22) | | | | | | | | | | | | | | |
| EASTERN MICHIGAN (12.29) | | | | | | | | | | | | | | |
| OKLAHOMA (1.2) | | | | | | | | | | | | | | |
| at Iowa State (1.5) | | | | | | | | | | | | | | |
| TCU (1.9) | | | | | | | | | | | | | | |
| at Baylor (1.12) | | | | | | | | | | | | | | |
| TEXAS (1.14) | | | | | | | | | | | | | | |
| at West Virginia (1.19) | | | | | | | | | | | | | | |
| IOWA STATE (1.12) | | | | | | | | | | | | | | |
| at Kentucky (1.26) | | | | | | | | | | | | | | |
| at Texas (1.29) | | | | | | | | | | | | | | |
| TEXAS TECH (2.2) | | | | | | | | | | | | | | |
| at Kansas State (2.5) | | | | | | | | | | | | | | |
| OKLAHOMA STATE (2.9) | | | | | | | | | | | | | | |
| at TCU (2.11) | | | | | | | | | | | | | | |
| WEST VIRGINIA (2.16) | | | | | | | | | | | | | | |
| at Texas Tech (2.23) | | | | | | | | | | | | | | |
| KANSAS STATE (2.25) | | | | | | | | | | | | | | |
| at Oklahoma State (3.2) | | | | | | | | | | | | | | |
| at Oklahoma (3.5) | | | | | | | | | | | | | | |
| BAYLOR (3.9) | | | | | | | | | | | | | | |
| TOTAL | 109 | 32-48 | .667 | 0-0 | --- | 8-22 | .364 | 9-21-30 | 18 | 4 | 13 | 10 | 2 | 72 |

^ Starter

CAREER YEAR-BY-YEAR STATISTICS

| SEASON | GP | GS | MIN | AVG | FG | FGA | PCT | 3FG | 3FGA | PCT | FT | FTA | PCT | OFF | DEF | TOT | AVG | PF | FO | AST | TO | BLK | STL | PTS | AVG |
|--------------|-----------|-----------|-------------|-------------|------------|------------|-------------|----------|----------|-------------|-----------|------------|-------------|------------|------------|------------|------------|------------|----------|-----------|-----------|-----------|-----------|------------|-------------|
| 2016-17 | 11 | 6 | 142 | 12.9 | 22 | 35 | .629 | 0 | 0 | .000 | 11 | 29 | .379 | 13 | 35 | 48 | 4.4 | 31 | 0 | 2 | 15 | 18 | 2 | 55 | 5.0 |
| 2017-18 | 36 | 34 | 848 | 23.6 | 211 | 274 | .770 | 0 | 0 | .000 | 45 | 109 | .413 | 87 | 165 | 252 | 7.0 | 108 | 4 | 24 | 63 | 60 | 20 | 467 | 13.0 |
| 2018-19 | 5 | 5 | 109 | 21.8 | 32 | 48 | .667 | 0 | 0 | .000 | 8 | 22 | .364 | 9 | 21 | 30 | 6.0 | 18 | 1 | 4 | 13 | 10 | 2 | 72 | 14.4 |
| TOTAL | 52 | 45 | 1099 | 21.1 | 265 | 357 | .742 | 0 | 0 | .000 | 64 | 160 | .400 | 109 | 221 | 330 | 6.3 | 157 | 5 | 30 | 91 | 88 | 24 | 594 | 11.4 |



MITCH LIGHTFOOT

Junior • Forward • 6-8 • 225 • Gilbert, Arizona • Gilbert Christian HS

SEASON STATS

| PPG | RPG | BPG | FG% | 3FG% | FT% |
|-----|-----|-----|-----|------|-----|
| 1.6 | 1.4 | 0.8 | 75% | 0% | 67% |

LAST GAME VS. TENNESSEE (11.23.18)

| MIN | PTS | REBS | ASTS | BLKS | STLS |
|-----|-----|------|------|------|------|
| 8 | 0 | 3 | 0 | 1 | 0 |

Started seven games in 2017-18 ... Pulled down a career-high 11 rebounds vs. Penn (3/18) with nine points ... Went 22-for-31 (71.0 percent) in his last 11 games ... Finished second on the team with 54 blocked shots ... Ranked eighth in the Big 12 with 1.5 blocked shots per game ... Led Kansas with 16 charges drawn ... Was born in Kansas City and moved to Arizona as a youth ... Played in 26 games as a freshman.

CAREER HONORS

CAREER HIGHS

| | | |
|---------------------|----|------------------------------------|
| Points | 11 | vs. Oakland (11.24.17) |
| Field Goals | 4 | 4x, last vs. Kansas State (3.9.18) |
| Field Goal Att. | 7 | at West Virginia (1.15.18) |
| | | vs. Texas Southern (11.21.17) |
| 3PT Field Goals | 2 | vs. Tennessee St. (11.10.17) |
| 3PT Field Goal Att. | 3 | vs. Texas Southern (11.21.17) |
| Free Throws | 4 | at Nebraska (12.16.17) |
| | | vs. Oakland (11.24.17) |
| Free Throw Att. | 4 | vs. Penn (3.15.18) |
| | | at Nebraska (12.16.17) |
| | | vs. Oakland (11.24.17) |
| Rebounds | 11 | vs. Penn (3.15.18) |
| Assists | 2 | at Baylor (2.10.18) |
| Blocks | 6 | at TCU (1.6.18) |
| Steals | 2 | at Iowa State (2.13.18) |
| Minutes | 27 | vs. Penn (3.15.18) |

MISCELLANEOUS

| | FR | SO | JR | CAREER |
|---------------------|----|----|----|--------|
| Double-Doubles | 0 | 0 | - | 0 |
| 10+ Points | 0 | 2 | - | 2 |
| 20+ Points | 0 | 0 | - | 0 |
| 5+ Rebounds | 1 | 10 | - | 11 |
| 10+ Rebounds | 0 | 1 | - | 1 |
| 2+ Assists | 0 | 1 | - | 1 |
| 2+ 3PT Field Goals | 0 | 1 | - | 1 |
| 2+ Steals | 0 | 1 | - | 1 |
| 2+ Blocks | 3 | 13 | - | 16 |
| Led Team in Pts. | 0 | 0 | - | 0 |
| Led Team in Rebs. | 0 | 2 | - | 2 |
| Led Team in Assists | 0 | 0 | - | 0 |
| Led Team in Steals | 0 | 1 | - | 1 |
| Led Team in Blocks | 6 | 19 | 2 | 27 |

2018-19 GAME-BY-GAME

| OPPONENT (Date) | MP | FG-A | PCT | 3PT-A | PCT | FT-A | PCT | O-D-T | PF | A | TO | BLK | ST | TP |
|---------------------------|-----------|------------|-------------|------------|-------------|------------|-------------|--------------|----------|----------|----------|----------|----------|----------|
| vs. Michigan State (11.6) | 6 | 2-2 | 1.000 | 0-0 | --- | 0-0 | --- | 1-0-1 | 3 | 0 | 0 | 1 | 0 | 4 |
| VERMONT (11.12) | 6 | 0-1 | .000 | 0-1 | .000 | 1-2 | .500 | 0-1-1 | 1 | 1 | 0 | 1 | 0 | 1 |
| LOUISIANA (11.16) | 2 | 0-0 | --- | 0-0 | --- | 0-0 | --- | 0-0-0 | 1 | 0 | 1 | 0 | 0 | 0 |
| vs. Marquette (11.21) | 13 | 1-1 | 1.000 | 0-0 | --- | 1-1 | 1.000 | 1-1-2 | 0 | 1 | 0 | 1 | 0 | 3 |
| vs. Tennessee (11.23) | 8 | 0-0 | --- | 0-0 | --- | 0-0 | --- | 0-3-3 | 0 | 0 | 0 | 1 | 0 | 0 |
| STANFORD (12.1) | | | | | | | | | | | | | | |
| WOFFORD (12.4) | | | | | | | | | | | | | | |
| NEW MEXICO STATE (12.8) | | | | | | | | | | | | | | |
| VILLANOVA (12.15) | | | | | | | | | | | | | | |
| SOUTH DAKOTA (12.18) | | | | | | | | | | | | | | |
| at Arizona State (12.22) | | | | | | | | | | | | | | |
| EASTERN MICHIGAN (12.29) | | | | | | | | | | | | | | |
| OKLAHOMA (1.2) | | | | | | | | | | | | | | |
| at Iowa State (1.5) | | | | | | | | | | | | | | |
| TCU (1.9) | | | | | | | | | | | | | | |
| at Baylor (1.12) | | | | | | | | | | | | | | |
| TEXAS (1.14) | | | | | | | | | | | | | | |
| at West Virginia (1.19) | | | | | | | | | | | | | | |
| IOWA STATE (1.12) | | | | | | | | | | | | | | |
| at Kentucky (1.26) | | | | | | | | | | | | | | |
| at Texas (1.29) | | | | | | | | | | | | | | |
| TEXAS TECH (2.2) | | | | | | | | | | | | | | |
| at Kansas State (2.5) | | | | | | | | | | | | | | |
| OKLAHOMA STATE (2.9) | | | | | | | | | | | | | | |
| at TCU (2.11) | | | | | | | | | | | | | | |
| WEST VIRGINIA (2.16) | | | | | | | | | | | | | | |
| at Texas Tech (2.23) | | | | | | | | | | | | | | |
| KANSAS STATE (2.25) | | | | | | | | | | | | | | |
| at Oklahoma State (3.2) | | | | | | | | | | | | | | |
| at Oklahoma (3.5) | | | | | | | | | | | | | | |
| BAYLOR (3.9) | | | | | | | | | | | | | | |
| TOTAL | 35 | 3-4 | .750 | 0-1 | .000 | 2-3 | .667 | 2-5-7 | 5 | 2 | 1 | 4 | 0 | 8 |

^ Starter

CAREER YEAR-BY-YEAR STATISTICS

| SEASON | GP | GS | MIN | AVG | FG | FGA | PCT | 3FG | 3FGA | PCT | FT | FTA | PCT | OFF | DEF | TOT | AVG | PF | FO | AST | TO | BLK | STL | PTS | AVG |
|--------------|-----------|----------|------------|------------|-----------|------------|-------------|----------|-----------|-------------|-----------|-----------|-------------|-----------|-----------|------------|------------|------------|----------|-----------|-----------|-----------|-----------|------------|------------|
| 2016-17 | 26 | 0 | 102 | 3.9 | 10 | 18 | .556 | 2 | 3 | .667 | 2 | 12 | .167 | 9 | 16 | 25 | 1.0 | 17 | 0 | 1 | 7 | 11 | 2 | 24 | 0.9 |
| 2017-18 | 38 | 7 | 531 | 14.0 | 60 | 105 | .571 | 6 | 17 | .353 | 18 | 25 | .720 | 48 | 68 | 116 | 3.1 | 83 | 3 | 10 | 29 | 54 | 10 | 144 | 3.8 |
| 2018-19 | 5 | 0 | 35 | 7.0 | 3 | 4 | .750 | 0 | 1 | .000 | 2 | 3 | .667 | 2 | 5 | 7 | 1.4 | 5 | 0 | 2 | 1 | 4 | 0 | 8 | 1.6 |
| TOTAL | 69 | 7 | 668 | 9.7 | 73 | 127 | .575 | 8 | 21 | .381 | 22 | 40 | .550 | 59 | 89 | 148 | 2.1 | 105 | 3 | 13 | 37 | 69 | 12 | 176 | 2.6 |

GAME-BY-GAME COMPARISONS

| Opponent | 1st | 2nd | Score | Mar | Total FG | FG Pct | 3-Pointers | 3FG Pct | Free Throws | FT Pct | Rebounds | Mar | Assist | TOver | Block | Steal | Fouls |
|---------------------------|-------|-------|-------|-----|-------------|-----------|-------------|-----------|-------------|-----------|----------|-----|--------|-------|-------|-------|-------|
| vs. Michigan State (11/6) | 50/36 | 42/51 | 92-87 | +5 | 31-69/26-59 | .449/.441 | 10-23/12-23 | .435/.522 | 20-33/23-35 | .606/.657 | 42/40 | +2 | 21/19 | 11/18 | 7/7 | 10/5 | 28/25 |
| VERMONT (11/12) | 40/36 | 44/32 | 84-68 | +16 | 33-63/23-56 | .524/.411 | 12-19/9-26 | .632/.346 | 6-10/13-17 | .600/.765 | 38/28 | +10 | 19/11 | 13/12 | 2/2 | 7/3 | 18/13 |
| LOUISIANA (11/16) | 44/41 | 45/35 | 89-76 | +13 | 32-65/27-63 | .492/.429 | 8-22/12-36 | .364/.333 | 17-26/10-12 | .654/.833 | 45/32 | +13 | 20/16 | 16/15 | 5/0 | 6/10 | 14/20 |
| vs. Marquette (11/21) | 38/47 | 39/21 | 77-68 | +9 | 28-58/25-60 | .483/.417 | 5-10/14-31 | .500/.452 | 16-24/4-5 | .667/.800 | 38/31 | +7 | 10/17 | 8/13 | 5/7 | 6/2 | 15/22 |
| vs. Tennessee (11/23) | 31/33 | 38/36 | 87-81 | +6 | 30-60/31-75 | .500/.413 | 5-17/7-27 | .294/.259 | 22-34/12-17 | .647/.706 | 43/40 | +3 | 13/19 | 16/14 | 2/4 | 6/5 | 18/25 |
| STANFORD (12/1) | | | | | | | | | | | | | | | | | |
| WOFFORD (12/4) | | | | | | | | | | | | | | | | | |
| NEW MEXICO ST. (12/8) | | | | | | | | | | | | | | | | | |
| VILLANOVA (12/15) | | | | | | | | | | | | | | | | | |
| SOUTH DAKOTA (12/18) | | | | | | | | | | | | | | | | | |
| at Arizona State (12/22) | | | | | | | | | | | | | | | | | |
| Eastern Michigan (12/29) | | | | | | | | | | | | | | | | | |
| OKLAHOMA (1/2) | | | | | | | | | | | | | | | | | |
| at Iowa State (1/5) | | | | | | | | | | | | | | | | | |
| TCU (1/9) | | | | | | | | | | | | | | | | | |
| at Baylor (1/12) | | | | | | | | | | | | | | | | | |
| TEXAS (1/14) | | | | | | | | | | | | | | | | | |
| at West Virginia (1/19) | | | | | | | | | | | | | | | | | |
| IOWA STATE (1/21) | | | | | | | | | | | | | | | | | |
| at Kentucky (1/26) | | | | | | | | | | | | | | | | | |
| at Texas (1/29) | | | | | | | | | | | | | | | | | |
| TEXAS TECH (2/2) | | | | | | | | | | | | | | | | | |
| at Kansas State (2/5) | | | | | | | | | | | | | | | | | |
| OKLAHOMA STATE (2/9) | | | | | | | | | | | | | | | | | |
| at TCU (2/11) | | | | | | | | | | | | | | | | | |
| WEST VIRGINIA (2/16) | | | | | | | | | | | | | | | | | |
| at Texas Tech (2/23) | | | | | | | | | | | | | | | | | |
| KANSAS STATE (2/25) | | | | | | | | | | | | | | | | | |
| at Oklahoma State (3/2) | | | | | | | | | | | | | | | | | |
| at Oklahoma (3/5) | | | | | | | | | | | | | | | | | |
| BAYLOR (3/9) | | | | | | | | | | | | | | | | | |

Note: Game totals are displayed in the format KANSAS/OPPONENT for each category

SPECIALTY SCORING STATS

| Opponent | PAINT | | | OFF TURNOVERS | | | 2ND CHANCE | | | FAST BREAK | | | BENCH | | |
|---------------------------|-------------|-------------|--------------|---------------|-------------|-------------|-------------|------------|-------------|-------------|-------------|-------------|-------------|-------------|-------------|
| | KU | OPP | MARGIN | KU | OPP | MARGIN | KU | OPP | MARGIN | KU | OPP | MARGIN | KU | OPP | MARGIN |
| vs. Michigan State (11/6) | 40 | 24 | +16 | 20 | 11 | +9 | 12 | 11 | +1 | 24 | 26 | -2 | 16 | 18 | -2 |
| VERMONT (11/12) | 32 | 16 | +16 | 18 | 9 | +9 | 16 | 5 | +11 | 11 | 5 | +6 | 12 | 11 | +1 |
| LOUISIANA (11/16) | 44 | 24 | +20 | 17 | 23 | -6 | 20 | 4 | +16 | 7 | 23 | -16 | 10 | 7 | -3 |
| vs. Marquette (11/21) | 40 | 16 | +24 | 15 | 5 | +10 | 11 | 6 | +5 | 8 | 0 | +8 | 16 | 10 | +6 |
| vs. Tennessee (11/23) | 48 | 40 | +8 | 14 | 16 | -2 | 11 | 9 | +2 | 12 | 0 | +12 | 17 | 12 | +5 |
| STANFORD (12/1) | | | | | | | | | | | | | | | |
| WOFFORD (12/4) | | | | | | | | | | | | | | | |
| NEW MEXICO ST. (12/8) | | | | | | | | | | | | | | | |
| VILLANOVA (12/15) | | | | | | | | | | | | | | | |
| SOUTH DAKOTA (12/18) | | | | | | | | | | | | | | | |
| at Arizona State (12/22) | | | | | | | | | | | | | | | |
| Eastern Michigan (12/29) | | | | | | | | | | | | | | | |
| OKLAHOMA (1/2) | | | | | | | | | | | | | | | |
| at Iowa State (1/5) | | | | | | | | | | | | | | | |
| TCU (1/9) | | | | | | | | | | | | | | | |
| at Baylor (1/12) | | | | | | | | | | | | | | | |
| TEXAS (1/14) | | | | | | | | | | | | | | | |
| at West Virginia (1/19) | | | | | | | | | | | | | | | |
| IOWA STATE (1/21) | | | | | | | | | | | | | | | |
| at Kentucky (1/26) | | | | | | | | | | | | | | | |
| at Texas (1/29) | | | | | | | | | | | | | | | |
| TEXAS TECH (2/2) | | | | | | | | | | | | | | | |
| at Kansas State (2/5) | | | | | | | | | | | | | | | |
| OKLAHOMA STATE (2/9) | | | | | | | | | | | | | | | |
| at TCU (2/11) | | | | | | | | | | | | | | | |
| WEST VIRGINIA (2/16) | | | | | | | | | | | | | | | |
| at Texas Tech (2/23) | | | | | | | | | | | | | | | |
| KANSAS STATE (2/25) | | | | | | | | | | | | | | | |
| at Oklahoma State (3/2) | | | | | | | | | | | | | | | |
| at Oklahoma (3/5) | | | | | | | | | | | | | | | |
| BAYLOR (3/9) | | | | | | | | | | | | | | | |
| AVG/GM | 40.8 | 24.0 | +16.8 | 16.8 | 12.8 | +4.0 | 14.0 | 7.0 | +7.0 | 12.4 | 10.8 | +1.6 | 14.2 | 11.6 | +1.4 |

INDIVIDUAL LEADERS GAME-BY-GAME

| OPPONENT | SCORE | W/L | POINTS | REBOUNDS | ASSISTS | STEALS | BLOCKS |
|---------------------------|-------|-----|-------------------|-------------------|-------------------|----------------------------------|-------------------------------------|
| vs. Michigan State (11/6) | 92-87 | W | 21-Quentin Grimes | 14-Dedric Lawson | 6-Dedric Lawson | 3-Lagerald Vick Devon Dotson | 4-Udoka Azubuike |
| VERMONT (11/12) | 84-68 | W | 32-Lagerald Vick | 11-Udoka Azubuike | 10-Quentin Grimes | 2-Devon Dotson Marcus Garrett | 1-Mitch Lightfoot Udoka Azubuike |
| LOUISIANA (11/16) | 89-76 | W | 33-Lagerald Vick | 9-Lagerald Vick | 5-Marcus Garrett | 2-Lagerald Vick | 4-Udoka Azubuike |
| vs. Marquette (11/21) | 77-68 | W | 26-Dedric Lawson | 12-Dedric Lawson | 4-Devon Dotson | 3-Devon Dotson | 2-Marcus Garrett Dedric Lawson |
| vs. Tennessee (11/23) | 87-81 | WOT | 24-Dedric Lawson | 13-Dedric Lawson | 5-Dedric Lawson | 2-K.J. Lawson | 1-Mitch Lightfoot Udoka Azubuike |
| STANFORD (12/1) | | | | | | | |
| WOFFORD (12/4) | | | | | | | |
| NEW MEXICO STATE (12/8) | | | | | | | |
| VILLANOVA (12/15) | | | | | | | |
| SOUTH DAKOTA (12/18) | | | | | | | |
| at Arizona State (12/22) | | | | | | | |
| EASTERN MICHIGAN (12/29) | | | | | | | |
| OKLAHOMA (1/2) | | | | | | | |
| at Iowa State (1/5) | | | | | | | |
| TCU (1/9) | | | | | | | |
| at Baylor (1/12) | | | | | | | |
| TEXAS (1/14) | | | | | | | |
| at West Virginia (1/19) | | | | | | | |
| IOWA STATE (1/21) | | | | | | | |
| at Kentucky (1/26) | | | | | | | |
| at Texas (1/29) | | | | | | | |
| TEXAS TECH (2/2) | | | | | | | |
| at Kansas State (2/5) | | | | | | | |
| OKLAHOMA STATE (2/9) | | | | | | | |
| at TCU (2/11) | | | | | | | |
| WEST VIRGINIA (2/16) | | | | | | | |
| at Texas Tech (2/23) | | | | | | | |
| KANSAS STATE (2/25) | | | | | | | |
| at Oklahoma State (3/2) | | | | | | | |
| at Oklahoma (3/5) | | | | | | | |
| BAYLOR (3/9) | | | | | | | |

INDIVIDUAL SUPERLATIVES

| CATEGORY | KANSAS | OPPONENT |
|-------------------------------|--|---|
| Points Scored | 33 by Lagerald Vick vs. Louisiana (11-16-18) | 24 by Anthony Lamb of Vermont (11-12-18) |
| Total Field Goals | 12 by Lagerald Vick vs. Vermont (11-12-18) | 9 by Admiral Schofield of Tennessee (11-23-18) |
| Total FGs Attempted | 18 by Lagerald Vick vs. Louisiana (11-16-18) 18 by Detric Lawson vs. Michigan State (11-6-18) | 23 by Markus Howard of Marquette (11-21-18) |
| Highest FG% (5 made) | 85.7 (12-14) by Lagerald Vick vs. Vermont (11-12-18) | 60.0 (6-10) by Jordan Williams (11-23-18) |
| Highest FG% (10 made) | 85.7 (12-14) by Lagerald Vick vs. Vermont (11-12-18) | - |
| 3-Point Field Goals | 8 by Lagerald Vick vs. Vermont (11-12-18) | 6 by Sam Hauser of Marquette (11-21-18) |
| 3-Pt. FGs Attempted | 12 by Lagerald Vick vs. Louisiana (11-16-18) | 13 by Sam Hauser of Marquette (11-21-18) |
| 3-Point FG% (min. 3 made) | 100.0 (8-8) by Lagerald Vick vs. Vermont (11-12-18) | 66.7 (4-6) by Joshua Langford of Michigan State (11-6-18) |
| Free Throws | 10 by Detric Lawson vs. Michigan State (11-6-18) | 6 by Anthony Lamb of Vermont (11-12-18) |
| Free Throws Attempted | 12 by Detric Lawson vs. Michigan State (11-6-18) | 10 by Nick Ward of Michigan State (11-6-18) |
| Free Throw % (min. 5 made) | 85.7 (6-7) by Devon Dotson vs. Tennessee (11-23-18) | 100.0 (6-6) by Anthony Lamb of Vermont (11-12-18) |
| Offensive Rebounds | 5 by Detric Lawson vs. Tennessee (11-23-18) | 3, 4x, last by Admiral Schofield & Kyle Alexander of Tennessee (11-23-18) |
| Defensive Rebounds | 10 by Udoka Azubuike vs. Vermont (11-12-18) 10 by Detric Lawson vs. Michigan State (11-6-18) | 10 by Kenny Goins of Michigan State (11-6-18) |
| Total Rebounds | 14 by Detric Lawson vs. Michigan State (11-6-18) | 11 by Kenny Goins of Michigan State (11-6-18) |
| Assists | 10 by Quentin Grimes vs. Vermont (11-12-18) | 11 by Cassius Winston of Michigan State (11-6-18) |
| Turnovers | 5 by Detric Lawson vs. Louisiana (11-16-18) | 5, 3x, last by Grant Williams of Tennessee (11-23-18) |
| Blocked Shots | 4 by Udoka Azubuike vs. Louisiana (11-16-18) 4 by Udoka Azubuike vs. Michigan State (11-6-18) | 5 by Theo John of Marquette (11-21-18) |
| Steals | 3, 3x last by Devon Dotson vs. Marquette (11-21-18) | 4 by Marcus Stroman of Louisiana (11-16-18) |
| Minutes Played (including OT) | 43 by Lagerald Vick vs. Tennessee (11-23-18) | 40 by Jordan Bone of Tennessee (11-23-18) |

TEAM SUPERLATIVES

| KANSAS HIGH | KANSAS LOW | CATEGORY | OPPONENT HIGH | OPPONENT LOW |
|--|--|-------------------------------|--|--|
| 92 vs. Michigan State (11-6-18) | 77 vs. Marquette (11-21-18) | Points | 87 by Michigan State (11-6-18) | 68 by Marquette (11-21-18) 68 by Vermont (11-12-18) |
| 50 (1st) vs. Michigan State (11-6-18) | 31 (1st) vs. Tennessee (11-23-18) | Points/Half | 51 (2nd) by Michigan State (11-6-18) | 21 (2nd) by Marquette (11-21-18) |
| 18 vs. Tennessee (11-23-18) | - | Points/OT | 12 by Tennessee (11-23-18) | - |
| 33 vs. Vermont (11-12-18) | 28 vs. Marquette (11-21-18) | Field Goals | 31 by Tennessee (11-23-18) | 23 by Vermont (11-12-18) |
| 69 vs. Michigan State (11-6-18) | 58 vs. Marquette (11-21-18) | Field Goal Attempts | 75 by Tennessee (11-23-18) | 56 by Vermont (11-12-18) |
| 52.4 (33-63) vs. Vermont (11-12-18) | 44.9 (31-69) vs. Michigan State (11-6-18) | Field Goal Percentage | 44.1 (26-59) by Michigan State (11-6-18) | 41.1 (23-56) by Vermont (11-12-18) |
| 12 vs. Vermont (11-12-18) | 5 vs. Tennessee (11-23-18) 5 vs. Marquette (11-21-18) | 3-Point Field Goals | 14 by Marquette (11-21-18) | 7 by Tennessee (11-23-18) |
| 23 vs. Michigan State (11-6-18) | 10 vs. Marquette (11-21-18) | 3-Point Field Goal Attempts | 36 by Louisiana (11-16-18) | 23 by Michigan State (11-6-18) |
| 63.2 (12-19) vs. Vermont (11-12-18) | 29.4 (5-17) vs. Tennessee (11-23-18) | 3-Point Field Goal Percentage | 52.2 (12-23) by Michigan State (11-6-18) | 25.9 (7-27) by Tennessee (11-23-18) |
| 22 vs. Tennessee (11-23-18) | 6 vs. Vermont (11-12-18) | Free Throws Made | 23 by Michigan State (11-6-18) | 4 by Marquette (11-21-18) |
| 34 vs. Tennessee (11-23-18) | 10 vs. Vermont (11-12-18) | Free Throw Attempts | 35 by Michigan State (11-6-18) | 5 by Marquette (11-21-18) |
| 66.7 (16-24) vs. Marquette (11-21-18) | 60.0 (6-10) vs. Vermont (11-12-18) | Free Throw Percentage | 83.3 (10-12) by Louisiana (11-16-18) | 65.7 (23-35) by Michigan State (11-6-18) |
| 16 vs. Louisiana (11-16-18) | 8 vs. Vermont (11-12-18) | Offensive Rebounds | 13 by Tennessee (11-23-18) | 5 by Vermont (11-12-18) |
| 32 vs. Tennessee (11-23-18) | 28 vs. Marquette (11-21-18) | Defensive Rebounds | 33 by Michigan State (11-6-18) | 23 by Vermont (11-12-18) |
| 45 vs. Louisiana (11-16-18) | 38 vs. Marquette (11-21-18) 38 vs. Vermont (11-12-18) | Rebounds | 40 by Tennessee (11-23-18) 40 by Michigan State (11-6-18) | 28 by Vermont (11-12-18) |
| 28 vs. Michigan State (11-6-18) | 14 vs. Louisiana (11-16-18) | Fouls | 25 by Tennessee (11-23-18) 25 by Michigan State (11-6-18) | 13 by Vermont (11-12-18) |
| 1 vs. Tennessee (11-23-18) | 0, 4x, last vs. Marquette (11-21-18) | DQs | 1, 3x, last by Tennessee (11-23-18) | 0, 2x last by Marquette (11-21-18) |
| 21 vs. Michigan State (11-6-18) | 10 vs. Marquette (11-21-18) | Assists | 19 by Tennessee (11-23-18) 19 by Michigan State (11-6-18) | 11 by Vermont (11-12-18) |
| 16 vs. Tennessee (11-23-18) 16 vs. Louisiana (11-16-18) | 8 vs. Marquette (11-21-18) | Turnovers | 18 by Michigan State (11-6-18) | 12 by Vermont (11-12-18) |
| 7 vs. Michigan State (11-6-18) | 2 vs. Tennessee (11-23-18) 2 vs. Vermont (11-12-18) | Blocked Shots | 7 by Marquette (11-21-18) 7 by Michigan State (11-6-18) | 0 by Louisiana (11-16-18) |
| 10 vs. Michigan State (11-6-18) | 6, 3x, last vs. Tennessee (11-23-18) | Steals | 10 by Louisiana (11-16-18) | 2 by Marquette (11-21-18) |

LEAD/DEFICIT BREAKDOWN GAME-BY-GAME

| Opponent | FIRST HALF SCORE | | | SECOND HALF SCORE | | | FINAL SCORE | | | LARGEST | | TIMES TIED | LEAD CHANGES | TIME LED | |
|---------------------------|------------------|-------------|-------------|-------------------|-------------|-------------|-------------|-------------|-------------|-------------|------------|------------|--------------|--------------|--------------|
| | KU | OPP | MARGIN | KU | OPP | MARGIN | KU | OPP | MARGIN | LEAD | DEFICIT | | | MIN. | % |
| vs. Michigan State (11/6) | 50 | 36 | +14 | 42 | 51 | -9 | 92 | 87 | +5 | 17 | 2 | 2 | 5 | 37:49 | 94.5% |
| VERMONT (11/12) | 40 | 36 | +4 | 44 | 32 | +12 | 84 | 68 | +16 | 18 | 8 | 1 | 6 | 23:58 | 59.9% |
| LOUISIANA (11/16) | 44 | 41 | +3 | 45 | 35 | +10 | 89 | 76 | +13 | 15 | 12 | 5 | 4 | 27:53 | 69.7% |
| vs. Marquette (11/21) | 38 | 47 | -9 | 39 | 21 | +18 | 77 | 68 | +9 | 14 | 12 | 2 | 5 | 21:42 | 54.3% |
| vs. Tennessee (11/23) | 31 | 33 | -2 | 38 | 36 | +2 | 87 | 81 | +6 | 7 | 9 | 7 | 12 | 22:37 | 50.3% |
| STANFORD (12/1) | | | | | | | | | | | | | | | |
| WOFFORD (12/4) | | | | | | | | | | | | | | | |
| NEW MEXICO STATE (12/8) | | | | | | | | | | | | | | | |
| VILLANOVA (12/15) | | | | | | | | | | | | | | | |
| SOUTH DAKOTA (12/18) | | | | | | | | | | | | | | | |
| at Arizona State (12/22) | | | | | | | | | | | | | | | |
| EASTERN MICHIGAN (12/29) | | | | | | | | | | | | | | | |
| OKLAHOMA (1/2) | | | | | | | | | | | | | | | |
| at Iowa State (1/5) | | | | | | | | | | | | | | | |
| TCU (1/9) | | | | | | | | | | | | | | | |
| at Baylor (1/12) | | | | | | | | | | | | | | | |
| TEXAS (1/14) | | | | | | | | | | | | | | | |
| at West Virginia (1/19) | | | | | | | | | | | | | | | |
| IOWA STATE (1/21) | | | | | | | | | | | | | | | |
| at Kentucky (1/26) | | | | | | | | | | | | | | | |
| at Texas (1/29) | | | | | | | | | | | | | | | |
| TEXAS TECH (2/2) | | | | | | | | | | | | | | | |
| at Kansas State (2/5) | | | | | | | | | | | | | | | |
| OKLAHOMA STATE (2/9) | | | | | | | | | | | | | | | |
| at TCU (2/11) | | | | | | | | | | | | | | | |
| WEST VIRGINIA (2/16) | | | | | | | | | | | | | | | |
| at Texas Tech (2/23) | | | | | | | | | | | | | | | |
| KANSAS STATE (2/25) | | | | | | | | | | | | | | | |
| at Oklahoma State (3/2) | | | | | | | | | | | | | | | |
| at Oklahoma (3/5) | | | | | | | | | | | | | | | |
| BAYLOR (3/9) | | | | | | | | | | | | | | | |
| AVG/GM | 40.6 | 38.6 | +2.0 | 41.6 | 35.0 | +6.6 | 85.8 | 76.0 | +9.8 | 14.2 | 8.6 | 3.4 | 6.4 | 26:09 | 65.4% |

KANSAS' RECORD WHEN...

| | 2018-19 | Bill Self era |
|--|---------|---------------|
| Leading At Half | 3-0 | 371-28 |
| Trailing At Half | 2-0 | 66-65 |
| Tied At Half | 0-0 | 15-3 |
| Leading With 5:00 Remaining in Regulation | 5-0 | 416-15 |
| Trailing With 5:00 Remaining in Regulation | 0-0 | 32-78 |
| Tied With 5:00 Remaining in Regulation | 0-0 | 4-3 |
| In Overtime | 1-0 | 21-9 |
| Kansas Outrebounds Opponent | 5-0 | 339-39 |
| Kansas Is Outrebounded | 0-0 | 94-50 |
| Kansas Is Tied in Rebounds | 0-0 | 19-7 |
| Kansas Commits More Turnovers | 3-0 | 177-63 |
| Opponent Commits More Turnovers | 2-0 | 243-29 |
| Kansas Is Tied in Turnovers | 0-0 | 33-4 |
| Kansas Has More Free Throw Attempts | 3-0 | 294-29 |
| Opponent Has More Free Throw Attempts | 2-0 | 140-65 |
| Kansas is Tied in Free Throw Attempts | 0-0 | 18-2 |
| Kansas Shoots 50% or Better | 2-0 | 240-9 |
| Kansas Shoots Less Than 50% | 3-0 | 212-87 |
| Opponent Shoots 50% or Better | 0-0 | 7-23 |
| Opponent Shoots Less Than 50% | 5-0 | 445-73 |
| Kansas Shoots Better Than Opponent | 5-0 | 422-34 |
| Opponent Shoots Better Than Kansas | 0-0 | 30-60 |
| Kansas and Opponent Tied in FG% | 0-0 | 0-2 |
| Kansas Bench Outscores Opponent Bench | 4-0 | 289-35 |
| Opponent Bench Outscores Kansas Bench | 1-0 | 155-58 |
| Kansas is Tied in Bench Points | 0-0 | 8-3 |
| Kansas Scores Between 0-59 | 0-0 | 9-16 |
| Kansas Scores Between 60-69 | 0-0 | 66-49 |
| Kansas Scores Between 70-79 | 1-0 | 139-18 |
| Kansas Scores Between 80-89 | 3-0 | 150-12 |
| Kansas Scores Between 90-99 | 1-0 | 63-1 |
| Kansas Scores 100 or More | 0-0 | 25-0 |
| Opponent Scores Between 0-59 | 0-0 | 162-1 |
| Opponent Scores Between 60-69 | 2-0 | 173-28 |
| Opponent Scores Between 70-79 | 1-0 | 85-32 |
| Opponent Scores Between 80-89 | 2-0 | 29-29 |
| Opponent Scores 90 or More | 0-0 | 3-6 |
| On Mondays | 1-0 | 65-16 |
| On Tuesdays | 1-0 | 52-14 |
| On Wednesdays | 1-0 | 63-6 |
| On Thursdays | 0-0 | 29-4 |
| On Fridays | 2-0 | 55-8 |
| On Saturdays | 0-0 | 156-38 |
| On Sundays | 0-0 | 32-10 |
| In November | 5-0 | 76-11 |
| In December | 0-0 | 83-13 |
| In January | 0-0 | 110-19 |
| In February | 0-0 | 94-25 |
| In March | 0-0 | 87-27 |
| In April | 0-0 | 2-1 |
| On CBS | 0-0 | 53-20 |
| On CBS Sports Network | 0-0 | 2-0 |
| On ESPN | 1-0 | 126-43 |
| On ESPN2 | 3-0 | 81-12 |
| On ESPNU | 0-0 | 37-5 |
| On Jayhawk TV | 1-0 | 86-3 |
| On Big 12 Network TV | 0-0 | 41-6 |
| On AXS | 0-0 | 1-0 |
| On TBS/TNT/TruTV | 0-0 | 12-3 |
| On NBCSports Network | 0-0 | 1-1 |
| On FSI | 0-0 | 2-0 |
| On Fox Sports Net | 0-0 | 4-1 |
| On ABC | 0-0 | 6-2 |

MISCELLANEOUS STREAKS

| | |
|---|---|
| Kansas' All-Time Record | 2,253-849 |
| Consecutive games with a 3-point field goal | 121 |
| Consecutive games opponent under 100 points | 78 |
| Number of 100-point games in Kansas history | 116 |
| Number of 100-point games in Bill Self era | 25 |
| KU's All-Time Overtime Record | 68-57 |
| KU's last OT game | 11/23/2018 (Kansas 87, Tennessee 81 [OT]) |
| Consecutive Allen Fieldhouse Sellouts | 276 |

| ATTENDANCE | G | TOTAL | AVERAGE |
|-------------------------|----------|---------------|---------------|
| Home (Allen Fieldhouse) | 2 | 32,600 | 16,300 |
| Home (Sprint Center) | 0 | 0 | 0 |
| Away | 0 | 0 | 0 |
| Neutral | 3 | 29,379 | 9,793 |
| Total | 5 | 61,979 | 12,396 |

MISCELLANEOUS STATS

STARTING LINEUPS (1)

| (W-L) | 1 | 2 | 3 | 4 | 5 |
|-------|-----------|--------|--------|------|----------|
| 5-0 | D. Lawson | Grimes | Dotson | Vick | Azubuike |

WIN/LOSS MARGIN

| | 1 | 2 | 3 | 4 | 5 | 6 | 7 | 8 | 9 | 10 | 11-15 | 16-29 | 30+ |
|--------|---|---|---|---|---|---|---|---|---|----|-------|-------|-----|
| Wins | - | - | - | - | 1 | 1 | - | - | 1 | - | 1 | 1 | - |
| Losses | - | - | - | - | - | - | - | - | - | - | - | - | - |

VIOLATIONS/TECHNICAL FOULS

| | 3-Seconds | 5-Seconds | 10-Seconds | Shot Clock Exp. | Lane Viol. | Technical | Goaltending |
|----------|-----------|-----------|------------|-----------------|------------|-----------|-------------|
| Kansas | - | - | - | - | 1 | - | - |
| Opponent | - | - | - | - | - | - | 1 |

LEADS AND DEFICITS

| | |
|--------------------------------------|---|
| KU's Biggest Halftime Lead | 14 (50-36) vs. Michigan State (11-6-18) |
| KU's Biggest Halftime Lead Blown | - |
| KU's Biggest Halftime Deficit | 9 (38-47) vs. Marquette (11-21-18) |
| KU's Biggest Halftime Deficit Erased | 9 (38-47) vs. Marquette (11-21-18) |
| KU's Biggest Overall Lead | 18 (68-50) vs. Vermont (11-12-18) |
| KU's Biggest Win Total | 16 (84-68) vs. Vermont (11-12-18) |
| KU's Biggest Loss Total | - |
| KU's Biggest Lead Blown | - |
| KU's Biggest Overall Deficit | 12 (30-42) vs. Marquette (11-21-18) |
| | 12 (20-32) vs. Louisiana (11-16-18) |
| KU's Biggest Deficit Overcome | 12 (30-42) vs. Marquette (11-21-18) |
| | 12 (20-32) vs. Louisiana (11-16-18) |

JUMP BALLS CONTROLLED (INCLUDES OT)

| | |
|-----------|---|
| Kansas | 4 |
| Opponents | 2 |

HOW KU SCORED FIRST POINTS

| | |
|------------|---|
| 3-Pointer | 4 |
| Lay-Up | - |
| Jump Shot | 1 |
| Alley-Oop | - |
| Free Throw | - |
| Dunk | - |
| Follow | - |

BENCH POINTS

| | |
|-----------|-----------|
| Kansas | 71 (14.2) |
| Opponents | 58 (11.6) |

WHO SCORED KU'S FIRST POINTS

| | |
|----------------|---|
| Lagerald Vick | 4 |
| Udoka Azubuike | 1 |
| Opponents | 2 |

20-PLUS POINT GAMES

| | |
|----------------|---|
| Dedric Lawson | 3 |
| Lagerald Vick | 2 |
| Udoka Azubuike | 1 |
| Quentin Grimes | 1 |

DOUBLE-FIGURE SCORING

| | |
|----------------|---|
| Dedric Lawson | 4 |
| Lagerald Vick | 4 |
| Udoka Azubuike | 3 |
| Devon Dotson | 3 |
| Quentin Grimes | 2 |
| Marcus Garrett | 1 |

FIRST PLAYER OFF THE BENCH (sometimes multiple players)

| | |
|-----------------|---|
| Mitch Lightfoot | 4 |
| Charlie Moore | 3 |
| Marcus Garrett | 1 |

DOUBLE-FIGURE REBOUNDING

| | |
|----------------|---|
| Dedric Lawson | 3 |
| Udoka Azubuike | 1 |

DOUBLE-DOUBLES

| | |
|----------------|---|
| Dedric Lawson | 2 |
| Udoka Azubuike | 1 |
| Quentin Grimes | 1 |

INDIVIDUAL MISCELLANEOUS STATISTICS (*HUSTLE PLAYS)

| NO. - PLAYER | *FLOOR BURNS | DUNKS | CHARGES DRAWN | FT-FTA (LAST 5:00/OT) |
|------------------|--------------|-----------|---------------|-----------------------|
| 0 - Garrett | 3 | - | 1 | 0-1 |
| 1 - D. Lawson | 6 | 2 | - | 10-14 |
| 2 - Moore | 3 | - | 1 | 2-2 |
| 5 - Grimes | 4 | - | - | 4-6 |
| 11 - Dotson | 9 | - | 3 | 4-5 |
| 12 - Teahan | - | - | - | - |
| 13 - K.J. Lawson | 2 | - | - | 3-4 |
| 20 - Louinstra | - | - | - | - |
| 22 - De Sousa | - | - | - | - |
| 24 - Vick | 4 | 3 | - | 1-2 |
| 30 - Agbaji | - | - | - | - |
| 33 - McCormack | 1 | 1 | - | - |
| 35 - Azubuike | 3 | 20 | - | 4-9 |
| 44 - Lightfoot | - | - | - | - |
| TOTALS | 35 | 26 | 5 | 28-43 (.651) |
| OPPONENTS | 26 | 12 | 6 | 17-21 (.810) |

BOX SCORES

5

#2/2 KANSAS 87, #5/5 TENNESSEE 81 (OT)
Nov. 23, 2018 | Brooklyn, N.Y. | Barclays Center



Tennessee 81 • 4-1

| ## | Player | Total | | | 3-Ptr | | | Rebounds | | | PF | TP | A | TO | Blk | Stl | Min |
|--------|--------------------|--------|--------|--------|--------|--------|--------|----------|-----|-----|----|----|---|-----|-----|-----|-----|
| | | FG-FGA | FG-FGA | FT-FTA | FG-FGA | FG-FGA | FT-FTA | Off | Def | Tot | | | | | | | |
| 00 | BONE, Jordan | * 6-10 | 2-3 | 2-2 | 2 | 4 | 6 | 1 | 16 | 5 | 1 | 1 | 1 | 40- | | | |
| 02 | WILLIAMS, Grant | * 6-13 | 1-2 | 5-6 | 2 | 6 | 8 | 5 | 18 | 6 | 5 | 1 | 2 | 34 | | | |
| 05 | SCHOFIELD, Admiral | * 9-22 | 2-8 | 1-3 | 3 | 3 | 6 | 4 | 21 | 2 | 1 | 0 | 0 | 31 | | | |
| 11 | ALEXANDER, Kyle | * 4-7 | 0-1 | 2-3 | 3 | 4 | 7 | 4 | 10 | 0 | 1 | 1 | 1 | 34 | | | |
| 23 | BOWDEN, Jordan | * 2-6 | 0-3 | 0-0 | 1 | 3 | 4 | 3 | 4 | 1 | 2 | 1 | 0 | 35 | | | |
| 01 | TURNER, Lamonte | 3-13 | 2-9 | 2-2 | 0 | 3 | 3 | 3 | 10 | 3 | 0 | 0 | 1 | 27 | | | |
| 10 | FULKERSON, John | 0-1 | 0-0 | 0-0 | 1 | 1 | 2 | 4 | 0 | 2 | 3 | 0 | 0 | 8 | | | |
| 15 | WALKER, Derrick | 0-1 | 0-0 | 0-1 | 0 | 2 | 2 | 1 | 0 | 0 | 1 | 0 | 0 | 4 | | | |
| 35 | PONS, Yves | 1-2 | 0-1 | 0-0 | 0 | 1 | 1 | 0 | 2 | 0 | 0 | 0 | 0 | 12 | | | |
| Team | | | | | 1 | 0 | 1 | | | | | | | | | | |
| Totals | | 31-75 | 7-27 | 12-17 | 13 | 27 | 40 | 25 | 81 | 19 | 14 | 4 | 5 | 225 | | | |

FG % 1st Half: 13-33 39.4% 2nd half: 13-31 41.9% OT: 5-11 45.5% Game: 31-75 41.3% Deadball
 3FG % 1st Half: 3-13 23.1% 2nd half: 3-10 30.0% OT: 1-4 25.0% Game: 7-27 25.9% Rebounds
 FT % 1st Half: 4-6 66.7% 2nd half: 7-8 87.5% OT: 1-3 33.3% Game: 12-17 70.6% 2

Kansas 87 • 5-0

| ## | Player | Total | | | 3-Ptr | | | Rebounds | | | PF | TP | A | TO | Blk | Stl | Min |
|--------|------------------|--------|--------|--------|--------|--------|--------|----------|-----|-----|----|----|---|-----|-----|-----|-----|
| | | FG-FGA | FG-FGA | FT-FTA | FG-FGA | FG-FGA | FT-FTA | Off | Def | Tot | | | | | | | |
| 01 | LAWSON, Detric | * 9-16 | 0-2 | 6-11 | 5 | 8 | 13 | 3 | 24 | 5 | 2 | 0 | 1 | 41 | | | |
| 05 | GRIMES, Quentin | * 1-4 | 0-2 | 3-6 | 0 | 4 | 4 | 0 | 5 | 0 | 2 | 0 | 1 | 21 | | | |
| 11 | DOTSON, Devon | * 5-8 | 1-1 | 6-7 | 1 | 3 | 4 | 2 | 17 | 2 | 2 | 0 | 0 | 40 | | | |
| 24 | VICK, Lagerald | * 6-12 | 3-7 | 0-0 | 1 | 1 | 2 | 2 | 15 | 4 | 2 | 0 | 1 | 43 | | | |
| 35 | AZUBUIKE, Udoka | * 4-6 | 0-0 | 1-2 | 1 | 3 | 4 | 5 | 9 | 0 | 4 | 1 | 1 | 17 | | | |
| 02 | MOORE, Charlie | 3-10 | 1-4 | 2-2 | 0 | 1 | 1 | 1 | 9 | 2 | 1 | 0 | 0 | 32 | | | |
| 13 | LAWSON, K.J. | 2-4 | 0-1 | 4-6 | 1 | 5 | 6 | 4 | 8 | 0 | 1 | 0 | 2 | 19 | | | |
| 33 | MCCORMACK, David | 0-0 | 0-0 | 0-0 | 0 | 1 | 1 | 1 | 0 | 0 | 2 | 0 | 0 | 4 | | | |
| 44 | LIGHTFOOT, Mitch | 0-0 | 0-0 | 0-0 | 0 | 3 | 3 | 0 | 0 | 0 | 0 | 1 | 0 | 8 | | | |
| Team | | | | | 2 | 3 | 5 | | | | | | | | | | |
| Totals | | 30-60 | 5-17 | 22-34 | 11 | 32 | 43 | 18 | 87 | 13 | 16 | 2 | 6 | 225 | | | |

FG % 1st Half: 13-27 48.1% 2nd half: 13-25 52.0% OT: 4-8 50.0% Game: 30-60 50.0% Deadball
 3FG % 1st Half: 2-9 22.2% 2nd half: 3-7 42.9% OT: 0-1 0.0% Game: 5-17 29.4% Rebounds
 FT % 1st Half: 3-8 37.5% 2nd half: 9-13 69.2% OT: 10-13 76.9% Game: 22-34 64.7% 4,2

Officials: Joe Lindsay, Gerry Pollard, Wally Rutecki
 Technical fouls: Tennessee-None. Kansas-None.

Attendance: 5491
 2018 NIT Season Tip-Off Tournament - Championship
 All-Tournament Team: Jordan Nwora, Louisville; Sam Hauser, Marquette; Jordan Bone, Tennessee; Lagerald Vick, Kansas
 Most Valuable Player: Dedrick Lawson, Kansas

| Score by periods | 1st | 2nd | OT | Total |
|------------------|-----|-----|----|-------|
| Tennessee | 33 | 36 | 12 | 81 |
| Kansas | 31 | 38 | 18 | 87 |

| Points | In Paint | Off T/O | 2nd Chance | Fast Break | Bench |
|--------|----------|---------|------------|------------|-------|
| UT | 40 | 16 | 9 | 0 | 12 |
| KU | 48 | 14 | 11 | 12 | 17 |

Last FG - UT OT-00:30, KU OT-01:23.
 Largest lead - UT by 9 2nd-16:05, KU by 7 OT-01:23.
 UT led for 17:17, KU led for 22:37. Game was tied for 05:06.

Score tied - 7 times.
 Lead changed - 12 times.

THE LAST TIME...

| | | |
|---|---|-----------------------------|
| A TEAM SCORED 100+ POINTS IN A GAME | | |
| KU | 104 (W, 104-74) | vs. Oklahoma, 2-19-18 |
| Opp. | 103 (L, 99-103) | by Indiana, 11-11-16 |
| A TEAM SCORED 50 OR FEWER POINTS IN A GAME | | |
| KU | 40 (L, 40-72) | vs. Kentucky, 11-18-14 |
| Opp. | 46 (W, 88-46) | by Montana, 12-19-15 |
| A TEAM SCORED 90+ POINTS IN ALLEN FIELDHOUSE | | |
| KU | 104 (W, 104-74) | vs. Oklahoma, 2-19-18 |
| Opp. | 95 (L, 85-95) | by Arizona State, 12-10-17 |
| A TEAM SCORED 60 OR FEWER POINTS IN ALLEN FIELDHOUSE | | |
| KU | 57 (L, 57-61) | vs. San Diego State, 1-5-14 |
| Opp. | 58 (W, 96-58) | by Toledo, 11-28-17 |
| A TEAM SCORED 90 POINTS IN A LOSS | | |
| KU | 99 (99-103 OT) | vs. Indiana, 11-11-16 |
| Opp. | 106 (L, 106-109 3OT) | by Oklahoma, 1-4-16 |
| A TEAM SCORED 60 OR FEWER POINTS IN A VICTORY | | |
| KU | 56 (W, 56-55) | at Baylor, 1-7-15 |
| Opp. | 60 (L, 57-60) | by Stanford, 3-23-14 |
| A TEAM HAD 5+ PLAYERS SCORE IN DOUBLE FIGURES | | |
| KU | Newman (20), Graham (18), Mykhailiuk (16), De Sousa (16), Vick (10) | vs. West Virginia, 3-10-18 |
| Opp. | Paschall (24), Brunson (18), DiVincenzo (15), Spellman (15), Booth (10), Bridges (10) | by Villanova, 3-31-18 |
| A TEAM WON A GAME BY 25+ POINTS | | |
| KU | +30 (104-74) | vs. Oklahoma, 2-19-18 |
| Opp. | +25 (77-52) | by Temple, 12-22-14 |
| A TEAM WON A GAME BY 50+ POINTS | | |
| KU | +51 (123-72) | vs. Chaminade, 11-23-15 |
| Opp. | | Never |
| A TEAM WON AN OVERTIME GAME (SINGLE-OVERTIME) | | |
| KU | 87-81 | vs. Tennessee, 11-23-18 |
| Opp. | 92-89 | by Iowa State, 2-4-17 |
| A TEAM WON A DOUBLE-OVERTIME GAME | | |
| KU | 68-68 | at Oklahoma State, 2-20-13 |
| Opp. | 80-79 | by Texas Tech, 2-14-05 |
| A TEAM WON A TRIPLE-OVERTIME GAME | | |
| KU | 109-106 | vs. Oklahoma, 1-4-16 |
| Opp. | 76-73 | by Oklahoma State, 2-4-81 |
| A TEAM SHOT 60% FG IN A GAME | | |
| KU | 60.3% (35-58) | vs. Texas, 2-26-18 |
| Opp. | 60.4% | by Oklahoma State, 2-27-10 |
| A TEAM SHOT 30% OR WORSE FG IN A GAME | | |
| KU | 19.6% | vs. Kentucky, 11-18-14 |
| Opp. | 28.6% | by TCU, 2-6-16 |
| A TEAM MADE 12+ 3-POINT FG IN A GAME | | |
| KU | 12 | vs. Vermont, 11-12-18 |
| Opp. | 14 | by Marquette, 11-21-18 |
| A TEAM DID NOT MAKE A 3-POINT FG IN A GAME | | |
| KU | 0-8 | vs. TCU, 3-12-15 |
| Opp. | 0-9 | by Stanford, 3-23-14 |
| A TEAM SHOT 60% 3-POINT FG IN A GAME (min. 10) | | |
| KU | 63.2 (12-19) | vs. Vermont, 11-12-18 |
| Opp. | 69.2% (9-13) | by Colorado, 1-25-11 |
| A TEAM MADE 30+ FREE THROWS IN A GAME | | |
| KU | 33 | vs. West Virginia, 2-13-17 |
| Opp. | 30 | by Stanford, 12-3-16 |
| A TEAM MADE 5 OR FEWER FREE THROWS IN A GAME | | |
| KU | 4 | vs. West Virginia, 3-10-18 |
| Opp. | 4 | by Marquette, 11-21-18 |

| | | |
|---|---|-------------------------------|
| A TEAM ATTEMPTED 40+ FREE THROWS IN A GAME | | |
| KU | 44 | vs. West Virginia, 2-13-17 |
| Opp. | 47 | by West Virginia, 1-12-16 |
| A TEAM SHOT 90% OR BETTER FREE THROWS IN A GAME | | |
| KU | 90.9 (10-11) | vs. Oklahoma, 2-19-18 |
| Opp. | 100.0 (10-10) | by West Virginia, 3-10-18 |
| A TEAM SHOT 40% OR WORSE FREE THROWS IN A GAME | | |
| KU | 30.0% (3-10) | vs. Texas, 2-26-18 |
| Opp. | 25.0% (2-8) | by Texas, 1-19-13 |
| A TEAM HAD 25+ OFFENSIVE REBOUNDS IN A GAME | | |
| KU | 28 | vs. Fort Hays State, 12-10-03 |
| Opp. | 26 | by TCU, 1-28-15 |
| A TEAM HAD 5 OR FEWER OFFENSIVE REBOUNDS IN A GAME | | |
| KU | 5 | vs. Toledo, 11-28-17 |
| Opp. | 5 | by Vermont, 11-12-18 |
| A TEAM HAD 30+ DEFENSIVE REBOUNDS IN A GAME | | |
| KU | 32 | vs. Tennessee, 11-23-18 |
| Opp. | 33 | by Michigan State, 11-6-18 |
| A TEAM HAD 40+ DEFENSIVE REBOUNDS IN A GAME | | |
| KU | 43 | vs. Oklahoma, 1-4-16 |
| Opp. | 41 | by Oklahoma, 1-4-16 |
| A TEAM HAD 50+ TOTAL REBOUNDS IN A GAME | | |
| KU | 51 | vs. Texas Southern, 11-21-17 |
| Opp. | 50 | by Indiana, 11-11-16 |
| A TEAM HAD 60+ TOTAL REBOUNDS IN A GAME | | |
| KU | 60 | vs. Oklahoma, 1-4-16 |
| Opp. | | Never |
| A TEAM HAD 25 OR FEWER TOTAL REBOUNDS IN A GAME | | |
| KU | 25 | vs. Kansas State, 1-13-18 |
| Opp. | 25 | by Oklahoma, 2-19-18 |
| A TEAM OUT-REBOUNDED ITS OPPONENT BY 15+ | | |
| KU | +15 (47-32) | vs. Duke, 3-25-18 |
| Opp. | +15 (44-29) | by Texas Tech, 1-2-18 |
| A TEAM OUT-REBOUNDED ITS OPPONENT BY 20+ | | |
| KU | +23 (49-26) | vs. Omaha, 12-18-17 |
| Opp. | | Never |
| A TEAM OUT-REBOUNDED ITS OPPONENT BY 30+ | | |
| KU | +30 (61-31) | vs. Alcorn State, 12-2-09 |
| Opp. | | Never |
| 3+ PLAYERS WITH 10+ REBOUNDS IN A GAME | | |
| KU | Markieff Morris (13), Marcus Morris (11) & Thomas Robinson (10) | vs. Valparaiso, 11-15-10 |
| Opp. | Eduardo Najera (12), Eric Martin (10) & Ryan Humphrey (10) | of Oklahoma, 2-20-99 |
| 2 PLAYERS WITH A DOUBLE-DOUBLE IN SAME GAME | | |
| KU | Udoka Azubuike (23 pts, 11 reb) & Quentin Grimes (10 pts, 10 assists) | vs. Vermont, 11-12-18 |
| Opp. | Cameron Lard (15 pts, 10 reb) & Nick Weiler-Babb (13 pts, 10 reb) | of Iowa State, 1-9-18 |
| 3 PLAYERS WITH A DOUBLE-DOUBLE IN SAME GAME | | |
| KU | D. Graham (17p, 11a), L. Vick (19p, 11r) & M. Garrett (13p, 11r) | vs. Texas Southern, 11-21-17 |
| Opp. | | Never |
| A PLAYER WITH A TRIPLE-DOUBLE IN A GAME | | |
| KU | Jeff Withey (16 pts, 12 reb, 12 blk) | vs. San Jose State, 11-26-12 |
| Opp. | Denzel Valentine (29 pts, 12 reb, 12 ast) | of Michigan State, 11-17-15 |
| A TEAM HAD 25+ ASSISTS IN A GAME | | |
| KU | 25 | vs. Omaha, 12-18-17 |
| Opp. | 26 | by Oklahoma, 1-10-94 |
| A TEAM HAD 7 OR FEWER ASSISTS IN A GAME | | |
| KU | 7 | at Oklahoma, 3-7-15 |
| Opp. | 7 | by UC Davis, 3-17-17 |

THE LAST TIME...

A TEAM HAD 15+ STEALS IN A GAME

| | | |
|------|----|---------------------------|
| KU | 15 | vs. Towson, 11-11-11 |
| Opp. | 22 | by West Virginia, 1-16-16 |

A TEAM DID NOT HAVE A STEAL IN A GAME

| | | |
|------|--|-----------------------|
| KU | | vs. Syracuse, 3-18-01 |
| Opp. | | Oakland, 11-25-09 |

A TEAM HAD 10+ BLOCKED SHOTS IN A GAME

| | | |
|------|----|------------------------|
| KU | 12 | vs. Nebraska, 12-10-16 |
| Opp. | 10 | by Kentucky, 11-14-17 |

A TEAM DID NOT BLOCK A SHOT IN A GAME

| | | |
|------|--|----------------------------|
| KU | | at Oklahoma State, 1-20-16 |
| Opp. | | by Louisiana, 11-16-18 |

A TEAM COMMITTED 30+ FOULS IN A GAME

| | | |
|------|----|---------------------------|
| KU | 32 | vs. Indiana, 11-11-16 |
| Opp. | 31 | by West Virginia, 2-13-17 |

A TEAM COMMITTED 10 OR FEWER FOULS IN A GAME

| | | |
|------|----|----------------------------|
| KU | 10 | vs. West Virginia, 3-10-18 |
| Opp. | 10 | by Omaha, 12-18-17 |

A TEAM HAD TWO PLAYERS DISQUALIFIED (FOUL OUT)

| | | |
|------|---|----------------------------|
| KU | Sviatoslav Mykhailiuk / Carlton Bragg Jr. / Lagerald Vick | vs. West Virginia, 2-13-17 |
| Opp. | Wendell Carter / Trevon Duval | of Duke, 3-25-18 |

A TEAM HAD THREE PLAYERS DISQUALIFIED (FOUL OUT)

| | | |
|------|---|----------------------------|
| KU | Sviatoslav Mykhailiuk / Carlton Bragg Jr. / Lagerald Vick | vs. West Virginia, 2-13-17 |
| Opp. | Poythress / Willis / Lee / Labissiere | of Kentucky, 1-30-16 |

A TEAM HAD FOUR PLAYERS DISQUALIFIED (FOUL OUT)

| | | |
|------|--|-----------------------|
| KU | Frank Mason III / Devonte' Graham / Carlton Bragg Jr. / Landen Lucas | vs. Indiana, 11-11-16 |
| Opp. | | |

A TEAM SCORED 50+ POINTS IN A HALF

| | | |
|------|--------------|-----------------------------|
| KU | 50, 1st half | vs. Michigan State, 11-6-18 |
| Opp. | 51, 2nd half | by Michigan State, 11-6-18 |

A TEAM SCORED 60+ POINTS IN A HALF

| | | |
|------|--------------|------------------------------|
| KU | 66, 1st half | vs. Texas Southern, 11-21-17 |
| Opp. | 60, 2nd half | by Texas Tech, 2-13-99 |

A TEAM HAD 20 OR FEWER POINTS IN A HALF

| | | |
|------|--------------|--------------------|
| KU | 20, 1st half | at Baylor, 2-10-18 |
| Opp. | 20, 1st half | by UNLV, 12-22-16 |

A TEAM SHOT 70% OR BETTER FG IN A HALF

| | | |
|------|------------------------|----------------------------|
| KU | 72.0 (18-25), 2nd half | vs. West Virginia, 3-10-18 |
| Opp. | 75.0, 1st half | by Baylor, 1-25-93 |

A TEAM SHOT 20% OR WORSE FG IN A HALF

| | | |
|------|-----------------|--------------------|
| KU | 13.6%, 1st half | at TCU, 2-6-13 |
| Opp. | 20.0%, 1st half | by Baylor, 3-13-15 |

A TEAM MADE 7+ 3-POINTERS IN A HALF

| | | |
|------|--------------|------------------------|
| KU | 7, 2nd half | vs. Vermont, 11-12-18 |
| Opp. | 11, 1st half | by Marquette, 11-21-18 |

A TEAM MADE DID NOT MAKE A 3-POINTER IN A HALF

| | | |
|------|----------------|---------------------------|
| KU | 0-12, 2nd half | vs. Texas Tech, 1-2-18 |
| Opp. | 0-10, 2nd half | by Oklahoma State, 3-8-18 |

A TEAM DID NOT MAKE A FREE THROW IN A HALF

| | | |
|------|----------------|--------------------------|
| KU | 1st half (0-0) | vs. Kansas State, 3-9-18 |
| Opp. | 1st half (0-0) | by Marquette, 11-21-18 |

A TEAM DID NOT ATTEMPT A FREE THROW IN A HALF

| | | |
|------|----------|--------------------------|
| KU | 1st half | vs. Kansas State, 3-9-18 |
| Opp. | 1st half | by Marquette, 11-21-18 |

A TEAM HAD 30+ REBOUNDS IN A HALF

| | | |
|------|--------------|---------------------------|
| KU | 32, 2nd half | vs. UMKC, 12-6-16 |
| Opp. | 32, 1st half | by Rhode Island, 12-30-06 |

A TEAM HAD 15+ ASSISTS IN A HALF

| | | |
|------|--------------|------------------------------|
| KU | 16, 1st half | vs. Texas Southern, 11-21-17 |
| Opp. | 15, 1st half | by North Carolina, 3-25-12 |

A TEAM DID NOT HAVE A TURNOVER IN A HALF

| | | |
|------|----------|----------------------------------|
| KU | 1st half | vs. South Dakota State, 11-17-17 |
| Opp. | 2nd half | vs. Kansas State, 1-13-18 |

A TEAM HAD 10+ STEALS IN A HALF

| | | |
|------|--------------|------------------------------|
| KU | 10, 1st half | vs. Texas, 1-21-17 |
| Opp. | 11, 2nd half | by Long Beach State, 12-6-11 |

A TEAM HAD 7+ BLOCKED SHOTS IN A HALF

| | | |
|------|--------------------------|---------------------|
| KU | 7, 2nd half | vs. Siena, 11-18-16 |
| Opp. | 7, 1st half and 2nd half | by Texas, 2-28-15 |

A PLAYER SCORED 30+ POINTS IN A GAME

| | | |
|------|---------------------|-------------------------|
| KU | 33 by Lagerald Vick | vs. Louisiana, 11-16-18 |
| Opp. | 31 by Gabe Devoe | of Clemson, 3-23-18 |

A PLAYER SCORED 40+ POINTS IN A GAME

| | | |
|------|----------------------|--------------------------|
| KU | 41 by Andrew Wiggins | at West Virginia, 3-8-14 |
| Opp. | 46 by Buddy Hield | of Oklahoma, 1-4-16 |

A PLAYER SHOT 80% OR BETTER FG IN A GAME (MIN. 10 ATT.)

| | | |
|------|-------------------------------|-------------------------|
| KU | 80.0 (8-10) by Udoka Azubuike | vs. Louisiana, 11-16-18 |
| Opp. | 90.9 (10-11) by Eric Paschall | of Villanova, 3-31-18 |

A PLAYER MADE 7+ 3-POINTERS IN A GAME

| | | |
|------|--------------------|-------------------------|
| KU | 7 by Lagerald Vick | vs. Louisiana, 11-16-18 |
| Opp. | 7 by Deonte Burton | of Iowa State, 2-4-17 |

A PLAYER SHOT 100% 3-POINT FG (MIN. 5 ATT.)

| | | |
|------|----------------------|---------------------------|
| KU | 8-8 by Lagerald Vick | vs. Vermont, 11-12-18 |
| Opp. | 5-5 by Desmond Mason | of Oklahoma State, 2-7-00 |

A PLAYER MADE 12+ FREE THROWS IN A GAME

| | | |
|------|-------------------------------|------------------------|
| KU | 13 (13-13) by Devonte' Graham | vs. Texas Tech, 1-2-18 |
| Opp. | 19 (19-22) by Reid Travis | of Stanford, 12-3-16 |

A PLAYER SHOT 100% FREE THROWS IN A GAME (MIN. 10 ATT.)

| | | |
|------|--------------------------|------------------------|
| KU | 13-13 by Devonte' Graham | vs. Texas Tech, 1-2-18 |
| Opp. | 12-12 by Taurean Prince | of Baylor, 1-2-16 |

A PLAYER HAD 8+ OFFENSIVE REBOUNDS IN A GAME

| | | |
|------|--------------------|------------------------|
| KU | 9 by Jeff Withey | vs. Baylor, 1-16-12 |
| Opp. | 9 by Angel Delgado | of Seton Hall, 3-17-18 |

A PLAYER HAD 12+ DEFENSIVE REBOUNDS IN A GAME

| | | |
|------|---------------------|------------------------|
| KU | 12 by Landen Lucas | vs. Iowa State, 2-4-17 |
| Opp. | 14 by Angel Delgado | of Seton Hall, 3-17-18 |

A PLAYER HAD 15+ TOTAL REBOUNDS IN A GAME

| | | |
|------|---------------------|------------------------|
| KU | 18 by Landen Lucas | vs. Iowa State, 2-4-17 |
| Opp. | 23 by Angel Delgado | of Seton Hall, 3-17-18 |

A PLAYER HAD 10+ ASSISTS IN A GAME

| | | |
|------|-----------------------|----------------------------|
| KU | 10 by Quentin Grimes | vs. Vermont, 11-12-18 |
| Opp. | 11 by Cassius Winston | of Michigan State, 11-6-18 |

A PLAYER HAD 7+ TURNOVERS IN A GAME

| | | |
|------|----------------------|---------------------------|
| KU | 7 by Frank Mason III | at West Virginia, 1-12-16 |
| Opp. | 7 by Mark Vital | of Baylor, 2-10-18 |

A PLAYER HAD 7+ BLOCKED SHOTS IN A GAME

| | | |
|------|--------------------|-----------------------------|
| KU | 8 by Joel Embiid | vs. Oklahoma State, 1-18-14 |
| Opp. | 8 by Mohamed Bamba | of Texas, 12-29-17 |

A PLAYER HAD 7+ STEALS IN A GAME

| | | |
|------|-------------------|---------------------|
| KU | 7 by Xavier Henry | vs. Baylor, 1-20-10 |
| Opp. | 7 by Terry Black | of Baylor, 2-26-00 |

A PLAYER PLAYED ALL 40 MINUTES IN REGULATION

| | | |
|------|---------------|-------------------------|
| KU | Lagerald Vick | vs. Louisiana, 11-16-18 |
| Opp. | Grayson Allen | of Duke, 3-25-18 |

2018-19 OVERALL STATS

| RECORD: | OVERALL | HOME | AWAY | NEUTRAL |
|----------------|---------|------|------|---------|
| ALL GAMES | 5-0 | 2-0 | 0-0 | 3-0 |
| CONFERENCE | 0-0 | 0-0 | 0-0 | 0-0 |
| NON-CONFERENCE | 5-0 | 2-0 | 0-0 | 3-0 |

| # | Player | gp-gs | min | avg | Total | | 3-Point | | F-Throw | | Rebounds | | | | pf | dq | a | to | blk | stl | pts | avg | | |
|----------------|-----------------|-------|------|------|---------|------|---------|------|---------|------|----------|-----|-----|------|-----|----|----|----|-----|-----|-----|------|--|--|
| | | | | | fg-fga | fg% | 3fg-fga | 3fg% | ft-fta | ft% | off | def | tot | avg | | | | | | | | | | |
| 24 | Lagerald Vick | 5-5 | 184 | 36.8 | 36-63 | .571 | 21-36 | .583 | 5-7 | .714 | 4 | 15 | 19 | 3.8 | 8 | 0 | 10 | 11 | 0 | 8 | 98 | 19.6 | | |
| 01 | Dedric Lawson | 5-5 | 158 | 31.6 | 29-67 | .433 | 1-6 | .167 | 30-40 | .750 | 18 | 34 | 52 | 10.4 | 15 | 0 | 19 | 13 | 4 | 5 | 89 | 17.8 | | |
| 35 | Udoka Azubuike | 5-5 | 109 | 21.8 | 32-48 | .667 | 0-0 | .000 | 8-22 | .364 | 9 | 21 | 30 | 6.0 | 18 | 1 | 4 | 13 | 10 | 2 | 72 | 14.4 | | |
| 11 | Devon Dotson | 5-5 | 152 | 30.4 | 20-37 | .541 | 5-10 | .500 | 9-11 | .818 | 4 | 14 | 18 | 3.6 | 10 | 0 | 12 | 9 | 0 | 8 | 54 | 10.8 | | |
| 05 | Quentin Grimes | 5-5 | 139 | 27.8 | 14-36 | .389 | 9-19 | .474 | 8-13 | .615 | 2 | 12 | 14 | 2.8 | 13 | 0 | 17 | 9 | 0 | 3 | 45 | 9.0 | | |
| 00 | Marcus Garrett | 4-0 | 92 | 23.0 | 7-25 | .280 | 1-6 | .167 | 10-15 | .667 | 3 | 8 | 11 | 2.8 | 5 | 0 | 10 | 2 | 2 | 4 | 25 | 6.3 | | |
| 02 | Charlie Moore | 5-0 | 99 | 19.8 | 6-22 | .273 | 2-11 | .182 | 3-4 | .750 | 2 | 8 | 10 | 2.0 | 8 | 0 | 7 | 2 | 0 | 2 | 17 | 3.4 | | |
| 13 | K.J. Lawson | 5-0 | 36 | 7.2 | 4-6 | .667 | 1-2 | .500 | 5-8 | .625 | 2 | 12 | 14 | 2.8 | 8 | 0 | 1 | 2 | 0 | 3 | 14 | 2.8 | | |
| 33 | David McCormack | 4-0 | 21 | 5.3 | 3-7 | .429 | 0-0 | .000 | 1-4 | .250 | 5 | 5 | 10 | 2.5 | 2 | 0 | 1 | 2 | 1 | 0 | 7 | 1.8 | | |
| 44 | Mitch Lightfoot | 5-0 | 35 | 7.0 | 3-4 | .750 | 0-1 | .000 | 2-3 | .667 | 2 | 5 | 7 | 1.4 | 5 | 0 | 2 | 1 | 4 | 0 | 8 | 1.6 | | |
| Team | | | | | | | | | | | 7 | 14 | 21 | 1 | | | | | | | | | | |
| Total..... | | 5 | 1025 | | 154-315 | .489 | 40-91 | .440 | 81-127 | .638 | 58 | 148 | 206 | 41.2 | 93 | 1 | 83 | 64 | 21 | 35 | 429 | 85.8 | | |
| Opponents..... | | 5 | 1025 | | 132-313 | .422 | 54-143 | .378 | 62-86 | .721 | 40 | 131 | 171 | 34.2 | 105 | - | 82 | 72 | 20 | 25 | 380 | 76.0 | | |

| TEAM STATISTICS | KU | OPP | Date | Opponent | Score | Att. |
|------------------------|---------|---------|------------------------------------|-----------------|-----------|-------|
| SCORING | 429 | 380 | ! 11/06/18 | vs Michigan St. | w 92-87 | 18907 |
| Points per game | 85.8 | 76.0 | ~ 11/12/18 | VERMONT | w 84-68 | 16300 |
| Scoring margin | +9.8 | - | 11/16/18 | LOUISIANA | w 89-76 | 16300 |
| FIELD GOALS-ATT | 154-315 | 132-313 | # 11/21/18 | vs Marquette | w 77-68 | 4981 |
| Field goal pct | .489 | .422 | # 11/23/18 | vs Tennessee | Wot 87-81 | 5491 |
| 3 POINT FG-ATT | 40-91 | 54-143 | * Conference game | | | |
| 3-point FG pct | .440 | .378 | ! Champions Classic (Indianapolis) | | | |
| 3-pt FG made per game | 8.0 | 10.8 | ~ NIT Season Tip-Off (Lawrence) | | | |
| FREE THROWS-ATT | 81-127 | 62-86 | # NIT Season Tip-Off (Brooklyn) | | | |
| Free throw pct | .638 | .721 | | | | |
| F-Throws made per game | 16.2 | 12.4 | | | | |
| REBOUNDS | 206 | 171 | | | | |
| Rebounds per game | 41.2 | 34.2 | | | | |
| Rebounding margin | +7.0 | - | | | | |
| ASSISTS | 83 | 82 | | | | |
| Assists per game | 16.6 | 16.4 | | | | |
| TURNOVERS | 64 | 72 | | | | |
| Turnovers per game | 12.8 | 14.4 | | | | |
| Turnover margin | +1.6 | - | | | | |
| Assist/turnover ratio | 1.3 | 1.1 | | | | |
| STEALS | 35 | 25 | | | | |
| Steals per game | 7.0 | 5.0 | | | | |
| BLOCKS | 21 | 20 | | | | |
| Blocks per game | 4.2 | 4.0 | | | | |
| ATTENDANCE | 32600 | 29379 | | | | |
| Home games-Avg/Game | 2-16300 | 0-0 | | | | |
| Neutral site-Avg/Game | - | 3-9793 | | | | |

| Score by Periods | 1st | 2nd | OT | Totals |
|------------------|-----|-----|----|--------|
| Kansas | 203 | 208 | 18 | 429 |
| Opponents | 193 | 175 | 12 | 380 |



0

MARCUS GARRETT SO • Guard • 6-5 • 195 • Dallas, Texas • Skyline HS
SEASON STATS

| PPG | RPG | APG | FG% | 3FG% | FT% |
|--------|-----|-----|-----|------|-----|
| 6.3 | 2.8 | 2.5 | 28% | 17% | 67% |
| CAREER | | | | | |
| 4.3 | 3.3 | 1.3 | 43% | 26% | 53% |

CAREER HIGHS

| | | |
|-------------|----|-----------------------------------|
| Points | 13 | vs. Texas Southern (11.21.17) |
| Field Goals | 5 | vs. Oakland (11.24.17) |
| Rebounds | 11 | vs. Texas Southern (11.21.17) |
| Assists | 5 | vs. Louisiana (11.16.18) |
| Blocks | 2 | 2x, last vs. Marquette (11.21.18) |
| Steals | 4 | vs. South Dakota State (11.17.17) |
| Minutes | 33 | at TCU (1.6.18) |

NOTES

Did not play vs. Tennessee (11/23) due to concussion symptoms suffered vs. Marquette (11/21) ... Scored a season-high 11 points and tied a career high with two blocked shots vs. Marquette (11/21) ... Dished out a career-high five assists vs. Louisiana (11/16) ... **2017-18:** Pulled down five or more rebounds in 12 games ... Had 12 games with multiple steals in 2017-18 ... Recorded two double-doubles ... Had seven starts with six in Big 12 play ... co-Big 12 Newcomer of the Week (11/7) ... 2017 Texas HS Gatorade Player of the Year.



1

DETRIC LAWSON (DEE-drick) R-Jr • Forward • 6-9 • 235 • Memphis, Tenn. • Hamilton HS • Memphis
SEASON STATS

| PPG | RPG | APG | FG% | 3FG% | FT% |
|---|------|-----|-----|------|-----|
| 17.8 | 10.4 | 3.8 | 43% | 17% | 75% |
| CAREER (INCLUDES AT MEMPHIS IN 2015-16 AND 2016-17) | | | | | |
| 17.5 | 9.7 | 3.0 | 44% | 30% | 73% |

CAREER HIGHS (*AT MEMPHIS)

| | | |
|-------------|-----|-------------------------------|
| Points | *35 | vs. Iowa (11.26.16) |
| Field Goals | *15 | vs. Iowa (11.26.16) |
| Rebounds | *16 | vs. Tulane (2.13.16) |
| Assists | *8 | vs. South Carolina (12-30-16) |
| Blocks | *8 | vs. UAB (12-10-16) |
| Steals | *3 | 7x, last vs. Tulsa (2.17.17) |
| Minutes | 41 | vs. Tennessee (11.23.18) |

NOTES

Two-time Big 12 Player of the Week (11/12, 11/26) ... Leads the Big 12 with three DDs and a 10.4 rebound average ... Has two DDs in his last two games: 24 points and 13 rebounds vs. Tennessee (11/23) and 26 points and 12 rebounds vs. Marquette (11/21) ... Had 19 points and collected his 200th career assist vs. Louisiana (11/16) ... Led Memphis in scoring both his freshman and sophomore seasons with 36 double-doubles.



2

CHARLIE MOORE R-SO • Guard • 5-11 • 180 • Chicago, Ill. • Morgan Park HS • California
SEASON STATS

| PPG | RPG | APG | FG% | 3FG% | FT% |
|--|-----|-----|-----|------|-----|
| 3.4 | 2.0 | 1.4 | 27% | 18% | 75% |
| CAREER (INCLUDES AT CALIFORNIA IN 2016-17) | | | | | |
| 11.1 | 2.0 | 3.3 | 38% | 34% | 76% |

CAREER HIGHS (*AT CALIFORNIA)

| | | |
|-------------|-----|-----------------------------------|
| Points | *38 | vs. UC Irvine (11.16.16) |
| Field Goals | *10 | vs. UC Irvine (11.16.16) |
| Rebounds | *6 | 2x, last vs. Oregon St. (2.24.17) |
| Assists | *8 | 2x, last vs. Colorado (2.5.17) |
| Blocks | - | - |
| Steals | *4 | vs. UC Davis (12.10.16) |
| Minutes | *41 | vs. Utah (2.2.17) |

NOTES

Had season highs in points (9) and minutes (32) vs. Tennessee (11/23) ... Scored seven points on 3-of-6 shooting vs. Vermont (11/12) ... A transfer from California following the 2016-17 season ... One of 28 invited to tryout for the USA Basketball U19 team in the summer of 2017 ... Started all 34 games while at California during his freshman year in 2016-17 ... Averaged 28.8 minutes, 12.2 points and 3.5 assists while at California.



5

QUENTIN GRIMES FR • Guard • 6-5 • 210 • The Woodlands, Texas • College Park HS
SEASON STATS

| PPG | RPG | APG | FG% | 3FG% | FT% |
|--------|-----|-----|-----|------|-----|
| 9.0 | 2.8 | 3.4 | 39% | 47% | 62% |
| CAREER | | | | | |
| 9.0 | 2.8 | 3.4 | 39% | 47% | 62% |

CAREER HIGHS

| | | |
|-------------|----|-----------------------------------|
| Points | 21 | vs. Michigan State (11.6.18) |
| Field Goals | 7 | vs. Michigan State (11.6.18) |
| Rebounds | 4 | 2x, last vs. Tennessee (11.23.18) |
| Assists | 10 | vs. Vermont (11.12.18) |
| Blocks | - | - |
| Steals | 1 | 3x, last vs. Tennessee (11.23.18) |
| Minutes | 31 | 2x, last vs. Louisiana (11.16.18) |

NOTES

Tied his career high with four rebounds vs. Tennessee (11/23) ... Posted first career DD with 10 points and 10 assists vs. Vermont (11/12) ... Named Big 12 Newcomer of the Week (11/12) ... Led KU with 21 points, including six 3-pointers, vs. Michigan State (11/6) ... Ended up ranked No. 8 in the national recruiting rankings ... Has valuable USA Basketball experience, including a gold medal won in 2018 at the FIBA U18 Americas Championship, coached by Bill Self.



11

DEVON DOTSON (deh-VAWN) FR • Guard • 6-2 • 185 • Charlotte, N.C. • Providence Day School
SEASON STATS

| PPG | RPG | APG | FG% | 3FG% | FT% |
|--------|-----|-----|-----|------|-----|
| 10.8 | 3.6 | 2.4 | 54% | 50% | 82% |
| CAREER | | | | | |
| 10.8 | 3.6 | 2.4 | 54% | 50% | 82% |

CAREER HIGHS

| | | |
|-------------|----|-----------------------------------|
| Points | 17 | vs. Tennessee (11.23.18) |
| Field Goals | 6 | vs. Michigan State (11.6.18) |
| Rebounds | 6 | vs. Vermont (11.12.18) |
| Assists | 4 | vs. Marquette (11.21.18) |
| Blocks | - | - |
| Steals | 3 | 2x, last vs. Marquette (11.21.18) |
| Minutes | 40 | vs. Tennessee (11.23.18) |

NOTES

Posted career highs in points (17) and minutes (40) vs. Tennessee (11/23) ... Had 10 points and a career-high four assists vs. Marquette (11/21) ... Tied for team lead with eight steals ... Had 16 points, including 3-for-5 from 3-point range, with three assists and three steals, vs. Michigan State (11/6) ... Picked up numerous postseason honors and played in all-star games following the 2017-18 season ... Ended ranked No. 20 by Rivals.com, No. 21 by 247Sports.com and No. 24 by ESPN100.



12

CHRIS TEAHAN SO • Guard • 6-4 • 195 • Leawood, Kan. • Rockhurst HS
SEASON STATS

| PPG | RPG | APG | FG% | 3FG% | FT% |
|--------|-----|-----|-----|------|------|
| - | - | - | - | - | - |
| CAREER | | | | | |
| 1.1 | 0.6 | 0.1 | 36% | 25% | 100% |

CAREER HIGHS

| | | |
|-------------|---|-----------------------------------|
| Points | 4 | vs. Toledo (11.28.17) |
| Field Goals | 1 | 4x, last vs. Omaha (12.18.17) |
| Rebounds | 3 | vs. South Dakota State (11.17.17) |
| Assists | 1 | vs. Tennessee State (11.10.17) |
| Blocks | - | - |
| Steals | - | - |
| Minutes | 4 | 4x, last vs. Omaha (12.18.17) |

NOTES

2017-18: Appeared in 10 games, two in conference play and three postseason ... Averaged 2.3 minutes per contest ... Made his second 3-pointer of the season in scoring three points vs. Omaha (12/18) ... Had a season-high four points vs. Toledo (11/28) ... Logged four minutes against South Dakota State (11/17) with three points and three rebounds ... An invited walk-on who was a two-sport athlete at Rockhurst HS in Kansas City, Missouri ... Older brother, Conner, played five seasons at KU and on two Final Four teams.



13

K.J. LAWSON R-SO • Guard • 6-8 • 210 • Memphis, Tenn. • Hamilton HS • Memphis
SEASON STATS

| PPG | RPG | APG | FG% | 3FG% | FT% |
|---|-----|-----|-----|------|-----|
| 2.8 | 2.8 | 0.2 | 67% | 50% | 63% |
| CAREER (INCLUDES AT MEMPHIS IN 2015-16 AND 2016-17) | | | | | |
| 10.6 | 6.6 | 2.1 | 40% | 32% | 68% |

CAREER HIGHS (*AT MEMPHIS)

| | | |
|-------------|-----|-----------------------------|
| Points | *28 | at Houston (1.19.17) |
| Field Goals | *12 | at Houston (1.19.17) |
| Rebounds | *19 | vs. East Carolina (1.28.17) |
| Assists | *7 | vs. McNeese (11.22.16) |
| Blocks | *2 | 4x, last vs. Tulsa (2.7.17) |
| Steals | *3 | vs. South Florida (1.14.17) |
| Minutes | *43 | at Houston (1.19.17) |

NOTES

Coming off his best game of the season with eight points, six rebounds and two steals in 19 minutes vs. Tennessee (11/23) ... Played 10 minutes vs. Michigan State (11/6) with four points and six rebounds ... A transfer from Memphis who sat out the 2017-18 season due to NCAA rules ... Played in 42 games while at Memphis with 33 starts, an 11.5 career scoring average and 7.0 career rebound average ... Had nine career double-doubles ... Granted a medical redshirt following the 2015-16 season.



20 GARRETT LUINSTRA (loo-IN-struh) FR • Guard • 6-2 • 155 • Lawrence, Kan. • Lawrence Free State HS

SEASON STATS

| PPG | RPG | APG | FG% | 3FG% | FT% |
|--------|-----|-----|-----|------|-----|
| - | - | - | - | - | - |
| CAREER | | | | | |
| - | - | - | - | - | - |

CAREER HIGHS

| | |
|-------------|---|
| Points | - |
| Field Goals | - |
| Rebounds | - |
| Assists | - |
| Blocks | - |
| Steals | - |
| Minutes | - |

NOTES

Played one minute with an assist and steal in the exhibition win vs. Emporia State (10/25) ... A combo guard who set his high school's single-season scoring record with 456 points as a senior ... Averaged 19 points his senior year in guiding Free State High School to the 6A state title game and a 19-6 record ... A first-team all-state selection and the Sunflower League Player of the Year his senior season.



22 SILVIO DE SOUSA (deh-SOE-suh) SO • Forward • 6-9 • 245 • Luanda, Angola • IMG Academy (Fla.)

SEASON STATS (2017-18)

| PPG | RPG | BPG | FG% | 3FG% | FT% |
|------------|------------|------------|------------|------|------------|
| 4.0 | 3.7 | 0.2 | 68% | - | 71% |
| CAREER | | | | | |
| 4.0 | 3.7 | 0.2 | 68% | - | 71% |

CAREER HIGHS

| | | |
|-------------|----|---------------------------------|
| Points | 16 | vs. West Virginia (3.10.18) |
| Field Goals | 8 | vs. West Virginia (3.10.18) |
| Rebounds | 11 | vs. Kansas State (3.9.18) |
| Assists | 1 | 4x, last vs. Duke (3.25.18) |
| Blocks | 1 | 3x, last vs. Duke (3.25.18) |
| Steals | 1 | vs. West Virginia (3.10.18) |
| Minutes | 26 | 2x, last vs. vs. Duke (3.25.18) |

NOTES

Averaged 4.8 points and 5.4 rebounds in the 2018 NCAA Tournament ... Tied season high with 26 minutes vs. Duke (3/25) with 10 rebounds and scoring four points ... Averaged 20.0 minutes, 10.0 ppg and 9.7 rpg in the Big 12 Championship ... Posted his first double-double (16 points, 10 rebounds) vs. West Virginia (3/10) in the Big 12 title game ... Pulled down six or more rebounds seven times, including his last three games in the NCAA Tournament ... Joined the team following graduation from IMG Academy in Bradenton, Florida, following the fall 2017 semester.



24 LAGERALD VICK SR • Guard • 6-5 • 190 • Memphis, Tenn. • Douglass HS

SEASON STATS

| PPG | RPG | APG | FG% | 3FG% | FT% |
|-------------|------------|------------|------------|------------|------------|
| 19.6 | 3.8 | 2.0 | 57% | 58% | 71% |
| CAREER | | | | | |
| 8.8 | 3.4 | 1.4 | 48% | 40% | 73% |

CAREER HIGHS

| | | |
|-------------|----|-------------------------------------|
| Points | 33 | vs. Louisiana (11.16.18) |
| Field Goals | 12 | 2x, last vs. Vermont (11.12.18) |
| Rebounds | 11 | vs. Texas Southern (11.21.17) |
| Assists | 7 | 3x, last vs. Washington (12.6.17) |
| Blocks | 3 | vs. Oakland (11.24.17) |
| Steals | 3 | 4x, last vs. Michigan St. (11.6.18) |
| Minutes | 43 | vs. Tennessee (11.23.18) |

NOTES

Has made 21 3-pointers in the last four games and is 21-for-32 (66 pct) from 3-point range in that span ... Second in the Big 12 in scoring (19.6 ppg) ... Big 12 Player of the Week (11/19) ... Posted a career-high 33 points with nine rebounds vs. Louisiana (11/16) ... Had 32 points vs. Vermont (11/2) in which he set the KU game record for 3-pointers made in a game without a miss, going 8-for-8 ... Lone senior on the Kansas roster ... 2018 All-Big 12 Honorable Mention ... Had six 20-point efforts as a junior ... Averaged 7.4 ppg and shot 37 percent from beyond the arc in 2016-17.



30 OCHAI AGBAJI (OH-chie uh-BAH-gee) FR • Guard • 6-5 • 210 • Kansas City, Mo. • Oak Park HS

SEASON STATS

| PPG | RPG | APG | FG% | 3FG% | FT% |
|--------|-----|-----|-----|------|-----|
| - | - | - | - | - | - |
| CAREER | | | | | |
| - | - | - | - | - | - |

CAREER HIGHS

| | |
|-------------|---|
| Points | - |
| Field Goals | - |
| Rebounds | - |
| Assists | - |
| Blocks | - |
| Steals | - |
| Minutes | - |

NOTES

Was announced Nov. 5 he will redshirt the 2018-19 season ... Had eight points on 3-of-3 shooting with four rebounds in 12 minutes in the exhibition win vs. Emporia State (10/25) ... A Kansas City product who is very athletic and has a great shooting touch ... Bill Self compares Agbaji to Kansas City Jayhawk Travis Releford who played in 138 career games and was a two-year starter while at KU.



33 DAVID MCCORMACK FR • Forward • 6-10 • 265 • Norfolk, Va. • Oak Hill Academy

SEASON STATS

| PPG | RPG | BPG | FG% | 3FG% | FT% |
|------------|------------|------------|------------|------|------------|
| 1.8 | 2.5 | 0.3 | 43% | - | 25% |
| CAREER | | | | | |
| 1.8 | 2.5 | 0.3 | 43% | - | 25% |

CAREER HIGHS

| | | |
|-------------|----|-----------------------------------|
| Points | 3 | vs. Michigan State (11.6.18) |
| Field Goals | 1 | 3x, last vs. Marquette (11.21.18) |
| Rebounds | 6 | vs. Louisiana (11.16.18) |
| Assists | 1 | vs. Michigan State (11.6.18) |
| Blocks | 1 | vs. Louisiana (11.16.18) |
| Steals | - | |
| Minutes | 10 | vs. Louisiana (11.16.18) |

NOTES

Averages 5.3 minutes per game ... Played 10 minutes with a season-high six rebounds and two points vs. Louisiana (11/16) ... Had three points, three rebounds and one assist vs. Michigan State (11/6) ... A 2018 McDonald's All-American who also represented the USA at the Nike Hoop Summit ... A big body who showed a lot of discipline in losing more than 50 pounds during high school.



35 UDOKA AZUBUIKE (az-uh-BOO-kee) JR • Center • 7-0 • 270 • Delta, Nigeria • Potter's House Christian Academy

SEASON STATS

| PPG | RPG | BPG | FG% | 3FG% | FT% |
|-------------|------------|------------|------------|------|------------|
| 14.4 | 6.0 | 2.0 | 67% | - | 36% |
| CAREER | | | | | |
| 11.4 | 6.3 | 1.7 | 74% | - | 40% |

CAREER HIGHS

| | | |
|-------------|----|-----------------------------------|
| Points | 26 | at Nebraska (12.16.17) |
| Field Goals | 13 | at Nebraska (12.16.17) |
| Rebounds | 13 | at Texas (12.29.17) |
| Assists | 2 | 4x, last vs. Marquette (11.21.18) |
| Blocks | 5 | 2x, last vs. Texas (2.26.18) |
| Steals | 3 | vs. Oklahoma (2.19.18) |
| Minutes | 34 | 3x, last vs. Vermont (11.12.18) |

NOTES

Leads KU in FG Pct. (66.7) and with 10 blocked shots ... Just missed a DD with 17 points and eight rebounds vs. Louisiana (11/16) ... Posted first DD of the season with 23 points and 11 rebounds vs. Vermont (11/2) ... **2017-18:** Led NCAA Division I in FG Pct. at 77.0, which ranks second best in NCAA history ... Ranked seventh in the Big 12 in rebound average (7.0) and sixth in blocked shots (1.7) ... Posted seven 20-point games season in 2017-18 ... Played in 11 games with six starts as a freshman in 2016-17 before a season-ending wrist injury.



44 MITCH LIGHTFOOT JR • Forward • 6-8 • 225 • Gilbert, Ariz. • Gilbert Christian HS

SEASON STATS

| PPG | RPG | BPG | FG% | 3FG% | FT% |
|------------|------------|------------|------------|-----------|------------|
| 1.6 | 1.4 | 0.8 | 75% | 0% | 67% |
| CAREER | | | | | |
| 2.6 | 2.1 | 1.0 | 58% | 38% | 55% |

CAREER HIGHS

| | | |
|-------------|----|------------------------------------|
| Points | 11 | vs. Oakland (11.24.17) |
| Field Goals | 4 | 4x, last vs. Kansas State (3.9.18) |
| Rebounds | 11 | vs. Penn (3.15.18) |
| Assists | 2 | at Baylor (2.10.18) |
| Blocks | 6 | at TCU (1.6.18) |
| Steals | 2 | at Iowa State (2.13.18) |
| Minutes | 27 | vs. Penn (3.15.18) |

NOTES

Had three points, two rebounds, one assist and one blocked shot vs. Marquette (11/21) ... Had four points with one rebound and one blocked shot in six minutes vs. Michigan State (11/6) ... **2017-18:** Started seven games ... Pulled down a career-high 11 rebounds vs. Penn (3/18) with nine points in the NCAA tourn. ... Finished second on the team with 54 blocked shots ... Ranked eighth in the Big 12 with 1.5 blocked shots per game ... Led Kansas with 16 charges drawn ... Was born in Kansas City and moved to Arizona as a youth.