



KANSAS

#KUBball

f /KANSASBASKETBALL

@KUHOOPS

@KUHOOPS

DEC. 4, 2018 | WOFFORD | GAME NOTES

KANSAS COMMUNICATIONS

JAYHAWKS

FERRIERS

6-0
OVERALL

0-0
BIG 12

#2 / #2
RANKING (AP/COACHES)



-vs-



6-2
OVERALL

1-0
SOUTHERN

- / -
RANKING (AP/COACHES)

Bill Self
HEAD COACH

453-96 (.825)
RECORD AT KU, 16TH SEASON

Mike Young
HEAD COACH

275-241 (.533)
RECORD AT WOFFORD, 17TH SEASON

SCHEDULE (H: 3-0; A: 0-0; N: 3-0)

Date	KU Rnk	OPP Rnk	Opponent	TV	Time/Result
NOVEMBER (5-0)					
6	1/1	10/10	vs. Michigan State!	ESPN	W, 92-87
12	2/1	-/-	VERMONT-	ESPN2	W, 84-68
16	2/1	-/-	LOUISIANA	JTV/ESPN+	W, 89-76
21	2/2	rv/rv	vs. Marquette#	ESPN2	W, 77-68
23	2/2	5/5	vs. Tennessee#	ESPN2	W, 87-82 ot
DECEMBER (1-0)					
1	2/2	-/-	STANFORD	ESPN	W, 90-84 ot
4	2/2	-/-	WOFFORD	JTV/ESPN+	7 p.m.
8	-/-	-/-	NEW MEXICO STATE*	ESPN2	7:30 p.m.
15	-/-	-/-	VILLANOVA	ESPN	11 a.m.
18	-/-	-/-	SOUTH DAKOTA	JTV/ESPN+	7 p.m.
22	-/-	-/-	at Arizona State	ESPN2	8 p.m.
29	-/-	-/-	EASTERN MICHIGAN	JTV/ESPN+	1 p.m.
JANUARY					
2	-/-	-/-	OKLAHOMA*	ESPN2/U	8 p.m.
5	-/-	-/-	at Iowa State*	ESPN2	4 p.m.
9	-/-	-/-	TCU*	ESPN2/U	8 p.m.
12	-/-	-/-	at Baylor*	ESPN/2	3 p.m.
14	-/-	-/-	TEXAS*	ESPN/U	8 p.m.
19	-/-	-/-	at West Virginia*	ESPN/2	TBD
21	-/-	-/-	IOWA STATE*	ESPN/U	8 p.m.
26	-/-	-/-	at Kentucky<	ESPN/2	5 p.m.
29	-/-	-/-	at Texas*	ESPN/2	6 p.m.
FEBRUARY					
2	-/-	-/-	TEXAS TECH*	CBS	3 p.m.
5	-/-	-/-	at Kansas State*	ESPN/2	8 p.m.
9	-/-	-/-	OKLAHOMA STATE*	ESPN/2	11 a.m.
11	-/-	-/-	at TCU*	ESPN/2	8 p.m.
16	-/-	-/-	WEST VIRGINIA*	ESPN/2	TBD
23	-/-	-/-	at Texas Tech*	ESPN/2	5/7 p.m.
25	-/-	-/-	KANSAS STATE*	ESPN	8 p.m.
MARCH					
2	-/-	-/-	at Oklahoma State*	CBS	11 a.m.
5	-/-	-/-	at Oklahoma*	ESPN/2	8 p.m.
9	-/-	-/-	BAYLOR*	ESPN/2	1 p.m.
13-16	Big 12 Championship			TBD	TBD

All times Central and subject to change.

Rank: AP Top 25 / USA Today Coaches' Poll

! State Farm Champions Classic (Indianapolis, Ind.); ~ NIT Season Tip-Off (Campus Round); # NIT Season Tip-Off (Brooklyn, N.Y.); ^ Jayhawk Shootout (Kansas City, Mo.); < Big 12/Pac-12 Challenge; * Big 12 Conference Game

GAME 7 WOFFORD vs. #2/2 KANSAS

Lawrence, Kansas
Allen Fieldhouse (16,300)
Tuesday, December 4, 2018 • 7 p.m. (CST)

JAYHAWK TV/ESPN+

Play-by-Play: Dave Armstrong
Analyst: Chris Piper
Producer: Curtis Lorenz

JAYHAWK RADIO NETWORK

Radio: IMG Jayhawk Radio Network
Webcast: KUathletics.com/Radio
Play-by-Play: Brian Hanni
Analyst: Greg Gurley
Producer/Engineer: Steve Kincaid

TIP-OFF

- No. 2 Kansas (6-0) continues its homestand when it plays host to Wofford (6-2) on Tuesday, Dec. 2, at 7 p.m. on Jayhawk TV/ESPN+.
- KU is coming off back-to-back overtime victories, its most recent a 90-84 OT win against Stanford (12/1). Wofford brings a four-game winning streak to Lawrence after its 79-62 win versus East Tennessee State on Dec. 1.
- Kansas and Wofford are meeting for the first time in men's basketball. KU is 11-0 all-time against current membership of the Southern Conference.
- Kansas is looking to go 7-0 for the second-straight year and sixth time in Bill Self's 16 seasons at KU.
- Kansas is the only team in the Big 12 that has two players ranked in the top five in league scoring. Senior G Lagerald Vick leads the Big 12 with a 20.8 ppg, while redshirt junior F Dedic Lawson is fifth at 18.8 ppg.
- Coming off his third-straight double-double, Lawson is the only player in the Big 12 to average a double-double with an 18.8 ppg and 11.2 rpg.
- Lawson has four double-doubles this season and 40 for his career. He is fourth on the NCAA active double-double career list.
- Vick also leads the league in 3-point field goals made per game at 4.7 and 3-point field goal percentage (59.6).
- Vick is 28-of-43 (65.1 percent) from 3-point range in his last five games. His 28 triples are the most ever by a Jayhawk in a five-game span.
- Kansas is the only school in NCAA Division I that both its men's (6-0) and women's (6-0) teams are undefeated.
- Kansas won its fifth-straight in-season tournament by claiming the 2018 NIT Season Tip-Off. Beginning with the Orlando Classic in 2014, the Jayhawks have also won the Maui Invitational in 2015, the CBE Classic in 2016 and the Miami Hoophall Invitational in 2017.
- Kansas is 3-for-3 in Big 12 Player of the Week honors this season with Dedic Lawson on Nov. 12 and 26 with Lagerald Vick sandwiched in between on Nov. 19. Additionally, freshman Quentin Grimes was the Big 12 Newcomer of the Week Nov. 12.

SERIES AT A GLANCE (MORE ON PG 6)

OVERALL	FIRST MEETING
vs. Southern Conference	KU leads, 11-0
Last Meeting vs. SoCon	KU 69, Chattanooga 55 (11.15.12)



86.5	<< POINTS PER GAME	81.2
49.1	<< FG%	47.5
43.9	<< 3FG%	39.3
64.9	FT% >>	69.3
40.5	<< REBOUNDS PER GAME	36.5
15.8	<< ASSISTS PER GAME >>	15.8
3.5	<< BLOCKS PER GAME	2.8
7.5	STEALS PER GAME >>	8.4
77.3	SCORING DEFENSE >>	60.3
42.6	FG% DEFENSE >>	39.9
37.3	3FG% DEFENSE >>	30.9
+6.0	REBOUND MARGIN >>	+6.1
1.3	AST-TO RATIO >>	1.4

LAST GAME STARTERS

DOTSON FR • GUARD	GRIMES FR • GUARD	VICK SR • GUARD	LAWSON R-JR • FORWARD	AZUBUIKE JR • CENTER
MIN 32.5	MIN 25.8	MIN 37.8	MIN 32.3	MIN 22.8
PPG 10.7	PPG 7.8	PPG 20.8	PPG 18.8	PPG 15.0
FG% 52.3%	FG% 35.7%	FG% 57.5%	FG% 43.4%	FG% 69.5%
3FG% 50.0%	3FG% 40.9%	3FG% 59.6%	REB 11.2	REB 6.5
AST 2.7	AST 2.8	AST 1.8	AST 3.5	BLK 1.7

COMMUNICATIONS

CHRIS THEISEN
Asst. AD for Comm.
e theisen@ku.edu
c 785.331.9356

BRAD GILBERT
Asst. Comm. Director
e brgilbert@ku.edu
c 785.424.4008

NUMERICAL ROSTER

NO.	NAME	POS.	HT.	WT.	YR.	EXP.	HOMETOWN / HIGH SCHOOL / PREVIOUS SCHOOL
0	Marcus Garrett	G	6-5	195	So.	1L	Dallas, Texas / Skyline HS
1	Dedric Lawson	F	6-9	235	RS-Jr.	TR	Memphis, Tenn. / Hamilton HS / Memphis
2	Charlie Moore	G	5-11	180	RS-So.	TR	Chicago, Ill. / Morgan Park HS / California
5	Quentin Grimes	G	6-5	210	Fr.	HS	The Woodlands, Texas / College Park HS
10	Elijah Elliott	G	6-3	185	Fr.	HS	Southlake, Texas / Carroll Senior HS
11	Devon Dotson	G	6-2	185	Fr.	HS	Charlotte, N.C. / Providence Day School
12	Chris Teahan	G	6-4	195	So.	1L	Leawood, Kan. / Rockhurst HS
13	K.J. Lawson	G	6-8	210	RS-So.	TR	Memphis, Tenn. / Hamilton HS / Memphis
20	Garrett Luinstra	G	6-2	155	Fr.	HS	Lawrence, Kan. / Lawrence Free State HS
22	Silvio De Sousa	F	6-9	245	So.	1L	Luanda, Angola / IMG Academy [Fla.]
24	Lagerald Vick	G	6-5	190	Sr.	3L	Memphis, Tenn. / Douglass HS
30	Ochai Agbaji	G	6-5	210	Fr.	HS	Kansas City, Mo. / Oak Park HS
33	David McCormack	F	6-10	265	Fr.	HS	Norfolk, Va. / Oak Hill Academy
35	Udoka Azubuike	C	7-0	270	Jr.	2L	Delta, Nigeria / Potter's House Christian Academy [Fla.]
44	Mitch Lightfoot	F	6-8	225	Jr.	2L	Gilbert, Ariz. / Gilbert Christian HS

COACHING STAFF

NAME	POSITION // YEAR AT KU	ALMA MATER // YEAR
Bill Self	Head Coach // 16th	Oklahoma State // 1985
Kurtis Townsend	Assistant Coach // 15th	Western Kentucky // 1982
Norm Roberts	Assistant Coach // 8th	Queens College // 1987
Jerrance Howard	Assistant Coach // 6th	Illinois // 2004
Brennan Bechard	Dir. of Operations // 8th	Kansas // 2009
Fred Quartlebaum	Dir. of S-A Development // 5th	Fordham // 1989
Jeremy Case	Video Coordinator // 4th	Kansas // 2005

PRONUNCIATIONS

Udoka Azubuike..... you-DOE-kuh az-uh-BOO-kuu
 Silvio De Sousa..... deh-SOE-suh
 Devon Dotson..... DEH-vawn
 Dedric Lawson..... DEE-drik
 Garrett Luinstra..... loo-IN-struh
 Ochai Agbaji..... OH-chie uh-BAH-gée

RADIO/TV ROSTER



0 **MARCUS GARRETT**
So. · G · 6-5 · 195
Dallas, Texas




1 **DEDRIC LAWSON**
R-Jr. · F · 6-9 · 235
Memphis, Tenn.



2 **CHARLIE MOORE**
R-So. · G · 5-11 · 180
Chicago, Ill.



5 **QUENTIN GRIMES**
Fr. · G · 6-5 · 210
The Woodlands, Texas



10 **ELIJAH ELLIOTT**
Fr. · G · 6-3 · 185
Southlake, Texas




11 **DEVON DOTSON**
Fr. · G · 6-2 · 185
Charlotte, N.C.



12 **CHRIS TEAHAN**
So. · G · 6-4 · 195
Leawood, Kan.



13 **K.J. LAWSON**
R-So. · G · 6-8 · 210
Memphis, Tenn.



20 **GARRETT LUINSTRA**
Fr. · G · 6-2 · 155
Lawrence, Kan.



22 **SILVIO DE SOUSA**
So. · F · 6-9 · 245
Luanda, Angola



24 **LAGERALD VICK**
Sr. · G · 6-5 · 190
Memphis, Tenn.



30 **OCHAI AGBAJI**
Fr. · G · 6-5 · 210
Kansas City, Mo.



33 **DAVID MCCORMACK**
Fr. · F · 6-10 · 265
Norfolk, Va.



35 **UDOKA AZUBUIKE**
Jr. · C · 7-0 · 270
Delta, Nigeria



44 **MITCH LIGHTFOOT**
Jr. · F · 6-8 · 225
Gilbert, Ariz.



BILL SELF
Head Coach
16th Season



KURTIS TOWNSEND
Assistant Coach
15th Season



NORM ROBERTS
Assistant Coach
Eighth Season



JERRANCE HOWARD
Assistant Coach
Sixth Season



BRENNAN BECHARD
Director of Operations
Eighth Season



FRED QUARTLEBAUM
Dir. of S-A Development
Fifth Season

WOFFORD TERRIERS

NO.	NAME	POS.	HT.	WT.	YR.	HOMETOWN / HIGH SCHOOL / PREVIOUS SCHOOL
1	Chevez Goodwin	F	6-9	225	So.	Blythehood, S.C. / College of Charleston
2	Michael Manning Jr.	F/C	6-9	210	So.	Memphis, Tenn. / Lausanne Collegiate School
3	Fletcher Magee	G	6-4	200	Sr.	Orlando, Fla. / The First Academy (Fla.)
4	Isaiah Bigelow	G	6-7	185	Fr.	Greensboro, N.C. / Ben L. Smith
5	Storm Murphy	G	5-11	180	So.	Middleton, Wis. / Middleton
10	Nathan Hoover	G	6-4	185	Jr.	Memphis, Tenn. / Arlington
11	Ryan Larson	G	6-1	175	Fr.	St. Paul, Minn. / Cretin Durham Hall
12	Alex Michael	F	6-6	205	Fr.	Greensboro, N.C. / Greensboro Day School
14	Drew Cottrell	G	6-4	190	Fr.	Flowers Branch, Ga. / Lakeview Academy (Fla.)
15	Trevor Stumpe	G	6-5	215	Jr.	Plainfield, Ill. / Plainfield North
21	Tray Hollowell	G	6-2	185	So.	Hopkinsville, Ky. / University Heights Academy
24	Keve Aluma	F	6-9	230	So.	Berlin, Md. / Stephen Decatur
25	Messiah Jones	F	6-6	215	Fr.	Chicago, Ill. / Simeon (Ill.)
31	Donovan Theme-Love	G	6-1	190	Jr.	Providence, R.I. / New Hampton School (N.H.)
33	Cameron Jackson	F	6-8	250	Sr.	Winchester, Va. / John Handley
50	Matthew Pegram	C	6-11	260	Sr.	Mt. Pleasant, S.C. / Wando

Head Coach: Mike Young (Emory & Henry, 1986)

Associate Head Coach: Jay McAuley; **Assistant Coaches:** Kevin Giltner, Will Murphy

ABOUT KANSAS

No. 2 Kansas is 6-0 for the second-straight season and sixth time under head coach Bill Self after its 90-84 overtime win against Stanford Dec. 1. Through six games, Kansas leads the Big 12 in scoring offense at 86.5 and 3-point field goal percentage at 43.9 percent, which ranks in the top-10 in the NCAA. KU averages 40.5 rebounds per game with a +6.0 rebound margin. KU also has a +9.2 scoring margin and makes 7.8 3-pointers per game.

Senior G Lagerald Vick is the only player in the Big 12 averaging more than 20 points per game at 20.8. He also leads the Big 12 in 3-point field made per game at 4.7 and 3-point field goal percentage at 59.6 percent. Vick is 28-of-43 (65.1 percent) from beyond the arc in his last five outings. Vick, who played his 100th career at KU Dec. 1 versus Stanford, is second on the team lead with nine steals.

Redshirt junior F Dedric Lawson, who was named the Big 12 Player of the Week Nov. 26 for the second time this season, has recorded three-straight double-doubles in his last three games and leads the Big 12 with an 11.2 rebound average. Dedric Lawson is the only player in the conference averaging a double-double as his 18.8 scoring average is fifth in the league. He also leads the team with 21 assists and 40 free throws made. Junior C Udoka Azubuike is next in scoring at 15.0 points per game, which is 12th in the Big 12, and his 6.5 rebound average is also 12th in the league. Azubuike just missed a double-double with 18 points and nine rebounds against Stanford (12/1) and he leads the team with 10 blocked shots and a 69.5 field goal percentage. Freshmen guards Devon Dotson (10.7 ppg, team high 10 steals) and Quentin Grimes (7.8 ppg, 17 assists) round out the Kansas starters.

Sophomore G Marcus Garrett averages 5.8 points and 2.4 rebounds per game and has 11 assists and eight steals. Other KU regulars include redshirt sophomore G Charlie Moore (3.3 ppg, 10 assists), redshirt sophomore G K.J. Lawson (2.7 ppg, 2.7 rpg), freshman F David McCormack (1.4 ppg, 2.2 rpg), and junior F Mitch Lightfoot (1.3 ppg).

NCAA DI LEADERS - TEAM 3-POINT FG%

RNK	SCHOOL	3FG	3FGA	3FG%
1.	Indiana State	40	80	50.0
2.	Creighton	92	201	45.8
3.	New Mexico	57	126	45.2
4.	Virginia Tech	83	185	44.9
5.	Rider	35	79	44.3
6.	Dartmouth	107	243	44.0
7.	KANSAS	47	107	43.9
8.	Oklahoma State	64	146	43.8
9.	Lehigh	66	152	43.4
10.	California	36	84	42.9

Through game played on 12.1.18

ABOUT WOFFORD

Located in Spartanburg, South Carolina, with an enrollment of 1,650, Wofford is 6-2 on the season and 1-0 in the Southern Conference after its 79-62 win against East Tennessee State in the league opener on Dec. 1. The Terriers are coached by Mike Young who is 275-241 in his 17th season at Wofford. Wofford brings a four-game winning streak to Allen Fieldhouse and the Terriers have only lost to Power 5 schools North Carolina in its season opener and at Oklahoma on Nov. 18. Picked to finish second to UNC-Greensboro in the preseason Southern Conference poll, Wofford averages 81.2 points per game and has a +20.8 scoring margin. The Terriers pull down 36.5 rebounds per game with a +6.1 rebound margin. Wofford makes 11.0 3-pointers per game and attempt 28.0 per contest. The Terriers also average 15.8 assists, 8.4 steals and 2.8 blocked shots per game.

Senior G Fletcher Magee leads the team in scoring at 17.9 points per game and with 33 3-pointers made per game. Magee is second on the team lead with 12 steals per game. Senior F Cameron Jackson leads Wofford in rebounds with 8.0 per contest and he has a 13.2 scoring average. Jackson also leads the squad with 14 steals and is tied for the team lead with seven blocked shots. Junior G Nathan Hoover is next in scoring at 12.9 points per game and he has made 25 3-pointers this season. Sophomore G Storm Murphy leads Wofford with 29 assists as he scores 8.8 points per game. Sophomore F Keve Aluma rounds out the Wofford starters. He is second on the team with a 7.0 rebound averages and he scores 7.2 points per game.

Other Wofford regulars include: sophomore G Tray Hollowell (5.8 ppg, eight 3-pointers made), senior C Matt Pegram (5.4 ppg, 4.4 rpg), freshman G Ryan Larson (4.4 ppg) and sophomore G Chevez Goodwin (4.2 ppg, 4.0 rpg).

THE SERIES

Kansas and Wofford are meeting for the first time in men's basketball. Kansas is 11-0 against current membership of the Southern Conference: 3-0 vs. Chattanooga, 3-0 vs. East Tennessee State, 3-0 vs. Western Carolina, 1-0 vs. The Citadel and 1-0 vs. Furman. The last time KU faced a SoCon team was Nov. 15, 2012, when the Jayhawks defeated Chattanooga, 69-55, in the CBE Classic at Sprint Center in Kansas City, Missouri.

A KANSAS WIN WOULD...

Make Kansas 7-0 for the second-straight season and sixth time in head coach Bill Self's 16 seasons at KU ... Make KU 2-0 in the month of December for the fourth time in the last five seasons ... Make Kansas 1-0 all-time versus Wofford and 12-0 against current membership of the Southern Conference ... Give Kansas its ninth-straight win in Allen Fieldhouse, including a 4-0 record this season ... Make KU 238-13 in Allen Fieldhouse under Self and 777-113 all-time in the venue ... Make Self 454-96 while at Kansas and 661-201 overall ... Make Kansas 2,255-849 all-time.

2018-19 QUICK FACTS

GENERAL INFORMATION

Location	Lawrence, Kan.
Enrollment	28,510
Founded	1866
Nickname	Jayhawks
School Colors	Crimson (Pantone 186) and Blue (Pantone 293)
Conference	Big 12
Chancellor	Douglas A. Girod
Athletics Director	Jeff Long
Deputy Athletics Director (MBB)	Sean Lester
Athletics Website	www.KUAthletics.com
Ticket Office Phone	1.800.34.HAWKS (42957)

HISTORY

Seasons of Basketball	120th
First Season	1889-90
All-Time Record (Win %)	2,254-849 (.726)
Conference Regular-Season Titles (last)	61 (2018)
Conference Postseason Tourn. Titles (last)	15 (2018)
NCAA Tournament Appearances (last)	47 (2018)
NCAA Tournament Record	107-46
Consecutive NCAA Appearances	29 (1990-pres.)
NCAA Final Four Appearances (last)	15 (2018)
NIT Appearances (last)	2 (1969)

ALLEN FIELDHOUSE

Year Opened (Seasons)	1955 (64th season)
Capacity	16,300
Consecutive Sellouts	278 games (Since 2001-02)
All-Time Record (Win %)	775-113 (.873)
Record under Bill Self (Win %)	237-13 (.948)

COACHING STAFF

Head Coach	Bill Self (Oklahoma State, '85)
Record at KU	453-96 (16th season)
Overall Record	660-201 (26th season)
Assistant Coach	Kurtis Townsend (W. Kentucky, '82)
	15th season
Assistant Coach	Norm Roberts (Queens College, '87)
	Eighth season
Assistant Coach	Jerrance Howard (Illinois, '04)
	Sixth season

2017-18 REVIEW

Overall Record	31-8 (.795)
Big 12 Record (Finish)	13-5 (1st)
Home Record	14-4 (14-3 in AFH)
Road Record	7-3
Neutral Record	10-1
Big 12 Championship	No. 1 Seed / Champion vs. WVU - W, 81-70
NCAA Tournament	No. 1 Seed / Final Four vs. Villanova - L, 79-95
Associated Press Poll Ranking (final)	4
USA TODAY Coaches' Poll Ranking (final)	3

2018-19 TEAM INFORMATION

Letterwinners Returning / Lost	6 / 6
Starters Returning / Lost	2 / 3
Newcomers	9
Fr / So / Jr / Sr	5 / 5 / 3 / 1

COMMUNICATIONS

Todd Kober	Assoc. AD/Executive Dir. External Branding
Chris Theisen	Assistant AD Communications (MBB)
Phone	785.331.9356
Email	.theisen@ku.edu
Brad Gilbert	Asst. Communications Director (MBB)
Phone	785.424.4008
Email	.brgilbert@ku.edu
Mailing Address	Kansas Athletics Communications
	1651 Naismith Drive, Suite 1400
	Lawrence, KS 66045-4069
Main Office Phone	785.864.3417
Twitter/Instagram	@KUHoops
Facebook	/KansasBasketball
Hashtags	#KUball #RockChalk #PayHead

2018-19 MEDIA INFORMATION

Weekly Press Conference

Bill Self will conduct press conferences throughout the season. Media members should contact the communications office for accurate dates and times. Video of the press conference will stream live on KUathletics.com. Schedule: December 6, 13, 20, 31; January 7, 17, 24; February 14, 21, 28; March 7, 11, 17.

Big 12 Teleconference

The Big 12 Conference conducts weekly interviews with every league head coach throughout the season. Bill Self's scheduled time is from 10:00-10:08 a.m. each week. Contact the Big 12 office for the appropriate phone number and for the entire lineup of coaches' times. Schedule: January 3, 10, 17, 24, 31; February 7, 14, 21, 28; March 11.

Hawk Talk Radio Show

Hawk Talk, Bill Self's radio show, airs week during the season from 6-7 p.m. starting Oct. 30, on most Jayhawk Radio IMG Network stations. March 11 is the final show of the season. Hawk Talk will originate from the Johnny's Tavern West in Lawrence. Remaining Schedule: December 5, 11, 19; January 8, 15, 22, 30; February 6, 12, 19, 26; March 6, 11.

Credentials

Please apply at KUathletics.com/media

JAYHAWK IMG RADIO NETWORK AFFILIATES

Abilene/Salina	KDJM-101.7 FM
Coffeyville	KGGF-104.1 FM
Concordia	KNCK-94.9 FM
Dodge City	KGNO-1370 AM
Emporia	KVOE-1400 AM
Fort Scott	KMDO-1400 AM
Fort Scott	KOMB-103.9 FM
Garden City	KBUF-1030 AM
Glen Elder	KZDY-96.3 FM
Goodland/Colby	KWGB-97.9 FM
Great Bend/Larned	KBGL-106.9 FM
Hays	KAYS-1400 AM
Hutchinson	KSKU-94.7 FM
Iola	KIOL-1370 AM
Kansas City	KCTE-1510 AM
Kansas City	KCTE-99.3 FM
Kansas City	WHB-810 AM
Lawrence (Flagship)	KLWN-1320 AM
Lawrence (Flagship)	KKSW-105.9 FM
Liberal	KSCB-1270 AM
Marysville	KNDY-95.5 FM
Parsons	KLKC-1540 AM
Parsons	KLKC-93.5 FM
Phillipsburg	KKAN-1490 AM
Phillipsburg	KQMA-92.5 FM
Russell	KRSL-95.9 FM
Topeka	KMAJ-1440 AM
Topeka	KWIC-99.3 FM
Wellington	KLEY-100.3 FM
Wichita	KFH-1240 AM
Wichita	KFH-97.5 FM

ASSOCIATED PRESS (AP)

NOVEMBER 26, 2018

RANK	SCHOOL (FIRST PLACE VOTES)	RECORD	POINTS
1	Gonzaga (32)	6-0	1,590
2	KANSAS (31)	5-0	1,584
3	Duke (1)	5-1	1,486
4	Virginia (1)	6-0	1,396
5	Nevada	6-0	1,329
6	Tennessee	4-1	1,284
7	Michigan	6-0	1,213
8	Auburn	5-1	1,129
9	Michigan State	5-1	1,111
10	Kentucky	5-1	1,022
11	North Carolina	6-1	943
12	Kansas State	6-0	936
13	Virginia Tech	5-0	921
14	Iowa	5-0	599
15	Florida State	5-1	581
16	Ohio State	6-0	511
17	Texas	5-1	486
18	Oregon	4-1	439
19	Purdue	5-1	387
20	Texas Tech	6-0	380
21	Buffalo	5-0	351
22	Wisconsin	5-1	253
23	Villanova	5-2	217
24	Maryland	6-0	170
25	Mississippi State	4-1	161

OTHERS RECEIVING VOTES: Arizona State 156, Clemson 135, Furman 72, Creighton 65, LSU 41, Indiana 35, UCLA 30, Iowa State 22, St. John's 19, Minnesota 17, Miami 10, Syracuse 8, TCU 8, Nebraska 6, Arkansas 6, Notre Dame 4, UConn 4, Florida 3, UCF 3, Davidson 1, Houston 1

WEEK-BY-WEEK RANKINGS

WEEK	AP	COACHES	NCAA NET
Preseason	1 (37)	1 (14)	-
Nov. 12	2 (14)	-	-
Nov. 19	2 (7)	2	-
Nov. 26	2 (31)	2 (15)	11
Dec. 3			
Dec. 10			
Dec. 17			
Dec. 24			
Dec. 31			
Jan. 7			
Jan. 14			
Jan. 21			
Jan. 28			
Feb. 4			
Feb. 11			
Feb. 18			
Feb. 25			
March 4			
March 11			

() - First place votes in parenthesis

USA TODAY (COACHES)

NOVEMBER 26, 2018

RANK	SCHOOL (FIRST PLACE VOTES)	RECORD	POINTS
1	Gonzaga (17)	6-0	784
2	KANSAS (15)	5-0	782
3	Duke	5-1	712
4	Virginia	6-0	710
5	Michigan	6-0	638
6	Nevada	6-0	614
7	Tennessee	4-1	612
8	Michigan State	5-1	542
9	Kentucky	5-1	502
10	Auburn	5-1	492
10	Kansas State	6-0	492
12	Virginia Tech	5-0	471
13	North Carolina	6-1	452
14	Florida State	5-1	275
15	Iowa	5-0	264
16	Ohio State	6-0	249
17	Texas	5-1	235
18	Purdue	5-1	209
19	Texas Tech	6-0	173
20	Buffalo	5-0	159
21	Oregon	4-1	157
22	Wisconsin	5-1	139
23	Villanova	5-2	118
24	Clemson	5-1	114
25	Mississippi State	4-1	97

OTHERS RECEIVING VOTES: Maryland 77, Arizona State 51, UCLA 37, LSU 36, Miami 30, Furman 27, Creighton 26, Minnesota 19, NC State 19, Iowa State 16, Butler 12, UCF 9, St. John's 9, Nebraska 8, Syracuse 7, Houston 7, TCU 7, Indiana 5, West Virginia 4, Arkansas 1, North Texas 1

RANKINGS BREAKDOWN

	AP	COACHES
Weeks in Top 25	754 (269)	527 (283)
Weeks in Top 10	544 (202)	419 (216)
Weeks in Top 5	331 (125)	285 (139)
Weeks at No. 1	67 (27)	60 (29)
Most Consecutive Weeks in Top 25	184* (184*)	189* (189*)
Most Consecutive Weeks at No. 1	15 (9)	15 (9)
W-L vs Top 25	224-190 (92-45)	-
Home vs Top 25	85-47 (39-6)	-
Away vs Top 25	52-73 (23-18)	-
Neutral vs Top 25	87-70 (30-21)	-
W-L vs Top 10	100-107 (40-20)	-
Home vs Top 10	34-31 (14-2)	-
Away vs Top 10	21-35 (10-6)	-
Neutral vs Top 10	45-41 (16-12)	-

() - Bill Self era in parenthesis

* - Current Streak - longest active in the NCAA

2018-19 BIG 12 STANDINGS (AS OF 12.1.18)

Team	BIG 12						OVERALL					
	Record	Pct	Home	Away	Neutral	Streak	Record	Pct	Home	Away	Neutral	Streak
Texas Tech	0-0	.000	0-0	0-0	0-0	-	7-0	1.000	4-0	0-0	3-0	W7
KANSAS	0-0	.000	0-0	0-0	0-0	-	6-0	1.000	3-0	0-0	3-0	W6
Iowa State	0-0	.000	0-0	0-0	0-0	-	6-1	.857	4-0	0-0	2-1	W3
Kansas State	0-0	.000	0-0	0-0	0-0	-	6-1	.857	4-0	0-1	2-0	L1
Oklahoma	0-0	.000	0-0	0-0	0-0	-	6-1	.857	3-0	2-0	1-1	W2
TCU	0-0	.000	0-0	0-0	0-0	-	5-1	.833	5-1	0-0	0-0	W2
Texas	0-0	.000	0-0	0-0	0-0	-	5-2	.714	3-1	0-0	2-1	L2
West Virginia	0-0	.000	0-0	0-0	0-0	-	5-2	.714	4-1	0-0	1-1	W4
Baylor	0-0	.000	0-0	0-0	0-0	-	5-3	.625	4-2	0-0	1-1	L1
Oklahoma State	0-0	.000	0-0	0-0	0-0	-	4-3	.571	2-0	0-2	2-1	L1

A KANSAS LOSS WOULD...

Make Kansas 6-1, ending a six-game winning streak ... Make KU 1-1 in the month of December for the second-straight season ... Make the KU-Wofford series 1-0 in favor of the Terriers ... End a KU eight-game winning streak in Allen Fieldhouse, making KU 3-1 at home this season ... Make KU 237-14 in Allen Fieldhouse under Bill Self and 776-114 all-time in the venue ... Make Self 452-97 while at Kansas and 659-202 overall ... Make Kansas 2,254-850 all-time.

LAST TIME OUT

Senior Lagerald Vick exploded for 19 of his 27 points over the final eight minutes of regulation and overtime to lift the No. 2 Kansas Jayhawks to a 90-84 come-from-behind win over the Stanford Cardinal Sunday evening inside Allen Fieldhouse. Kansas outscored the Cardinal 33-21 over the final 12 minutes of regulation to force it's second-straight overtime and turn a 12-point second-half deficit into its sixth win of the season.

KU trailed Stanford by as many as 12 in the second half, but a 10-0 Kansas run capped by a Vick 3-pointer put the Jayhawks ahead, 62-60, with under six minutes to play in the game. Stanford battled to keep the game close though, and owned a 75-72 advantage with 12 seconds remaining in regulation.

Vick was the man who had his number called to take the final shot, which he converted to tie the score at 75-75 and send the Jayhawks to their second overtime in as many games. In the extra period, Vick continued what ended a personal 11-0 run with two more 3-pointers and a one-handed slam to seal the KU win.

Four Jayhawks posted double-figure scoring efforts against Stanford, led by Vick who scored a game-high 27 points on 7-of-11 shooting from beyond the arc. Vick made all seven of the Kansas' threes. Redshirt-junior forward Dedric Lawson was the only other Jayhawk to score 20 points, notching his fourth double-double of the season with 24 points and 15 rebounds.

STANFORD LEFTOVERS & NOTABLES

- Kansas is 2-0 in overtime games this season, 22-9 under Bill Self.
- Kansas is 64-1 under Bill Self when scoring 90 points or more.
- Kansas did not make a 3-pointer in the first half to mark first time that KU has been held without a three in half since the second half vs. Texas Tech (1/2/18).
- Kansas has now trailed by eight or more points in each of the last five games, and went on to win all of them by five points or more.
- Kansas has also trailed by 12 points three times this season, KU came back to win all three games.
- The Jayhawks' one first half assist were their fewest in a half since Nov. 18, 2014 when KU had zero dimes against Kentucky at the Champions Classic.
- The 35-29 halftime deficit marked the third-consecutive game that Kansas had trailed at the break.
- Kansas played in back-to-back overtime games for the first time since the 2009-10, season when it played Kansas State (1/30/10) and Colorado (2/3/10), winning both.

- The 15 lead changes was a season high and the most since Kansas and Duke traded the lead 18 times in KU's overtime win over the Blue Devils in the Elite Eight of last year's NCAA tournament on March 25, 2018.
- Senior G Lagerald Vick made seven 3-pointers, marking the fifth-straight game Vick has recorded multiple threes in a game and third time this season he has tallied seven or more triples.
- Vick scored 19 of his 27 points in the final 7:30 of the second half and overtime. In that span, Vick was 6-of-7 from the field, including a 5-of-6 clip from 3-point range.
- Redshirt junior F Dedric Lawson tallied his fourth double-doubles this season with 24 points and 15 rebounds. It was his 40th for his career.
- Dedric Lawson's 15 rebounds marked a season high and fell one short of his career high 16, which he recorded against Tulane (2/13/16).
- Azubuike's 9-for-11 (82 percent) from the field was his best shooting game of the season.

VICK ON A ROLL

Kansas senior Lagerald Vick is in the midst of one of the best shooting stretches in program history. In his last five outings, the Memphis product combined for a 28-of-43 clip from 3-point range, good for 65.1 percent in that span.

His 28 triples are the most in program history for a Jayhawk over a five-game span. Only one other Jayhawk in school history has hit 25 or more threes over a five-game stretch. "Downtown" Terry Brown (1989-91), connected on 25 or more treys over a string of five outings on two occasions during the 1990-91 season.

Vick's 65.1 percent shooting from deep over his last five contests has also not been matched by another Jayhawk. The two closest are Brown and Sviatoslav Mykhailiuk. Over five games during last season, Mykhailiuk hit 22-of-41 tries (53.7 percent) in the Jayhawks' first five outings of conference play.

MOST 3-POINTERS BY A JAYHAWK IN A FIVE-GAME SPAN

RNK	PLAYER	DATES	3PT-3PTA	3PT%
1	Lagerald Vick	11/12-12/1/18	28-43	65.1
2	Terry Brown	1/5-1/16/91	27-50	54.0
3	Terry Brown	1/2-1/12/91	25-49	51.0
t4	Svi Mykhailiuk	12/29/17-1/13/18	22-41	53.7
t4	Billy Thomas	12/30/97-1/10/98	22-47	46.8

DOUBLE-DOUBLE MACHINE

Redshirt junior F Dedric Lawson is tied for the Big 12 lead with three double-doubles this season. He is tied with Brady Manek (Oklahoma) and Dylan Osetkowski (Texas). Lawson entered the 2018-19 season with 36 double-doubles in his two seasons at Memphis. He had 17 as a freshman in 2015-16 and 19 as a sophomore in 2016-17. Lawson's 39 career double-doubles tie for fourth on the NCAA Division I active list. Lawson is the only non-senior on the NCAA Division I top-10 list.



NCAA TOP-150

BIG 12 TOP-10

STATISTIC RANKINGS

(as of 12.1.2018)

	STAT	NCAA	BIG 12
W-L%	1.000	t1st	t1st
SCORING	86.5	20th	1st
SCORING DEFENSE	77.3	-	10th
SCORING MARGIN	+9.2	100th	6th
REBOUNDING	40.5	46th	3rd
REBOUNDING DEF.	34.5	-	5th
REBOUNDING MARGIN	+6.0	62nd	5th
ASSISTS	15.8	76th	4th
ASSIST-TO RATIO	1.27	69th	3rd
TURNOVER MARGIN	+2.5	81st	5th
STEALS	7.5	92nd	4th
BLOCKED SHOTS	3.5	-	9th
FG %	49.1	39th	3rd
FG % DEF.	42.6	-	10th
3FG MADE	7.8	-	5th
3FG%	43.9	7th	1st
3FG% DEF.	37.3	-	10th
FT%	64.9	-	8th

INDIVIDUAL (ALL GAMES)**SCORING**

Lagerald Vick	20.8	46th	1st
Dedric Lawson	18.8	99th	5th
Udoka Azubuike	15.0	-	12th
Devon Dotson	10.7	-	26th

FIELD GOAL PERCENTAGE (MIN. 5 MADE PER GAME)

Udoka Azubuike	69.5	11th	2nd
Lagerald Vick	57.5	63rd	4th

3-POINT FIELD GOALS MADE PER GAME

Lagerald Vick	4.7	4th	1st
Quentin Grimes	1.5	-	t13th

3-PT FIELD GOAL PERCENTAGE (MIN. 2.5 MADE PER GAME)

Lagerald Vick	59.6	2nd	1st
Quentin Grimes	40.9	-	11th

REBOUNDING

Dedric Lawson	11.2	10th	1st
Udoka Azubuike	6.5	-	12th

ASSISTS

Dedric Lawson	3.5	-	t9th
---------------	-----	---	------

ASSIST-TO-TURNOVER RATIO

Dedric Lawson	1.4	-	t11th
---------------	-----	---	-------

BLOCKS

Udoka Azubuike	1.7	93rd	8th
----------------	-----	------	-----

DOUBLE-DOUBLES

Dedric Lawson	4	14th	1st
Udoka Azubuike	1	-	t7th
Quentin Grimes	1	-	t7th



ALL-TIME SERIES

OVERALL	FIRST MEETING
Home (Allen Fieldhouse)	0-0
Away	0-0
Neutral Sites	0-0
Current KU Streak	-
Longest KU Winning Streak	-
Longest KU Losing Streak	-
Largest KU Margin of Victory	-
Largest KU Margin of Defeat	-

2018-19 ACCOLADES

TEAM

- NIT Season Tip-Off Champion
- Preseason No. 1 in Associated Press Poll
- Preseason No. 1 in USA TODAY Coaches' Poll
- Preseason No. 1 in Big 12 Conference Coaches' Poll

UDOKA AZUBUIKE

- Kareem Abdul-Jabbar Center of the Year Award Candidate (1 of 20)
- Preseason All-Big 12 Honorable Mention

DEVON DOTSON

- Bob Cousy Point Guard of the Year Award Candidate (1 of 20)

QUENTIN GRIMES

- Big 12 Newcomer of the Week (11.12.18)
- Wooden Award Preseason Watch List (1 of 50)
- Naismith Trophy Watch List (1 of 50)
- Jerry West Shooting Guard of the Year Candidate (1 of 20)
- Preseason Big 12 Freshman of the Year
- Preseason All-Big 12 Honorable Mention

DEDRIC LAWSON

- NIT Season Tip-Off MVP & All-Tournament Team
- Big 12 Player of the Week (11.12.18)
- Wooden Award Preseason Watch List (1 of 50)
- NABC Player of the Year candidate (1 of 20)
- Naismith Trophy Watch List (1 of 50)
- Preseason Associated Press All-America
- Karl Malone Power Forward of the Year Award Candidate (1 of 20)
- Preseason All-Big 12 First Team

LAGERALD VICK

- NIT Season Tip-Off All-Tournament Team
- Big 12 Player of the Week (11.19.18)

ACTIVE NCAA DI CAREER DOUBLE-DOUBLE LEADERS

RNK	PLAYER (TEAM)	GAMES	DOUBLE-DOUBLES
1	James Thompson VI (E. Mich.)	109	61
2	Jordan Murphy (Minnesota)	104	51
3	Devontae Cacok (UNC-Willington)	105	41
4	Dedric Lawson (Memphis/Kansas)	71	40
t5	Zach Hankins (Xavier)	114	39
t5	Mike Daum (South Dakota State)	113	39

Through games played on Dec. 1, 2018

TOP-10 TRIUMPHS

With its win over then-No. 5 Tennessee in the title game of the NIT Season Tip-Off on Nov. 23, Kansas extended an impressive streak. The Jayhawks' victory marked their 13th-straight over an Associated Press top-10 opponent in regular-season play. Since the 1996-97 season, no other team in the nation has strung together more than seven regular-season wins over top-10 foes. KU's last regular-season loss to a team ranked in the AP's top-10 came to No. 1 Kentucky in the 2014 Champions Classic (11/18/14).

Even more impressive, prior to its Champions Classic loss to the Wildcats in 2014, the Jayhawks amassed a streak of seven-straight regular-season top-10 victories. This means that Kansas is an astounding 20-1 in its last 21 regular-season contests against top-10 ranked squads.

Since Bill Self took the reins of the Jayhawks in 2003, KU is 40-20 against top-10 teams, which includes postseason play.

LONGEST REGULAR-SEASON WIN STREAKS VS. AP TOP-10 OPPONENTS (SINCE 1996-97)

SCHOOL	CONSEC. WINS	DATES
KANSAS	13	1/4/16 - PRESENT
Duke	7	2/28/98 - 2/3/99
Kentucky	7	1/29/02 - 1/3/2004
Syracuse	7	11/20/09 - 12/07/10
KANSAS	7	2/8/12 - 1/18/14

THREE-STRAIGHT BIG 12 PLAYER OF THE WEEKS FOR KU

Kansas redshirt junior Dedric Lawson posted back-to-back double-doubles in being named the most valuable player of the NIT Season Tip-Off and has been named the Big 12 Player of the Week in a vote by a media panel which covers the league, the conference announced Nov. 26.

This is the second time this season Lawson has earned the honor and the third-straight week Kansas has taken home the conference player of the week. Lawson's two weekly league honors, Nov. 12 and 26, were sandwiched by Jayhawk senior Lagerald Vick being named Nov. 19. Additionally, KU's Quentin Grimes was named the Big 12 Newcomer of the Week Nov. 12.

Lawson scored 26 points and pulled down 12 rebounds in Kansas' 77-68 win versus Marquette (11/21) in the NIT semifinals. The Memphis native also had three assists and two blocked shots against the Golden Eagles.

UP NEXT

VS NEW MEXICO STATE

Saturday, Dec. 8, 2018

Kansas City, Mo.

Sprint Center

7:30 p.m. (CT) | ESPN2

In KU's 87-81 overtime win against No. 5 Tennessee (11/23) in the title game, Lawson scored 24 points, pulled down 13 rebounds and had five assists. It marked the first time since 2003 a Jayhawk has posted 20 points, 10 rebounds and five assists. He averaged 25 points and 12.5 rebounds in Kansas' NIT title run and in the title game against the Volunteers, Lawson scored 17 of his 24 points in the second half and overtime.

KANSAS THE LONE UNDEFEATED SCHOOL REMAINING IN BOTH MEN'S AND WOMEN'S BASKETBALL

Through games of Dec. 1, Kansas is the only school in the nation to have both their men's and women's basketball programs undefeated. At Kansas, the men's team takes a 6-0 record into its game against Wofford, while the women's team is 6-0 following its win at LSU on Nov. 29 and will travel to Nebraska on Wednesday, Dec. 5.

TOUGH COMPETITION

Many talk about how tough the Kansas schedule is for 2018-19. One look at KU's nonconference opponents shows that six foes were preseason selections in their respective league races, with an additional five picked for second-place finishes.

KU'S NON-CON OPPONENTS IN PRESEASON LEAGUE POLLS

CONFERENCE	OPPONENT	PRESEASON PICK
America East	Vermont (W, 86-68)	1st
Big East	Villanova	1st
	Marquette (W, 77-68)	2nd
Big Ten	Michigan St. (W, 92-87)	1st
Mid-American	Eastern Michigan	1st
Pac-12	Arizona State	6th
	Stanford (W, 90-84 ot)	9th
SEC	Kentucky	1st
	Tennessee (W, 87-81 ot)	2nd
Southern	Wofford	2nd
Summit	South Dakota	2nd
Sun Belt	Louisiana (W, 89-76)	2nd
WAC	New Mexico State	1st

Preseason polls included both those from coaches and media panels

KANSAS IN THE NATIONAL POLLS

Kansas men's basketball entered this week at No. 2 in both the Associated Press and the USA TODAY Coaches' polls released on Nov. 26.

Kansas has been ranked in each of the last 184 AP polls dating back to Feb. 3, 2009, which is the longest active streak in NCAA Division I. For the third time in poll history Kansas entered the season ranked No. 1 by Associated Press (AP), as the AP released its poll Oct. 22. Three days later, Oct. 25, Kansas was once again picked No. 1 in the USA TODAY Coaches' Poll.

This is the fifth-straight year the Jayhawks have opened the season in the top five of the coaches' poll. The No. 1 ranking

Kansas will meet New Mexico State on Saturday, Dec. 8, at 7:30 p.m. in the Jayhawk Shootout at Sprint Center in Kansas City, Missouri. The game will be televised on ESPN2.

Kansas is 3-0 all-time against New Mexico State with the last meeting a KU 75-56 win in the opening round of the 2015 NCAA Tournament in Omaha, Nebraska.

THIS DAY IN KANSAS BASKETBALL HISTORY

DECEMBER

4

Kansas is 20-5 all-time in games on Dec. 4

Dec. 4, 2004: Second-ranked Kansas defeated Pacific 81-70 in Allen Fieldhouse. The Jayhawks were led by senior Keith Langford, who finished the game with 21 points on 8-of-16 shooting. Senior Aaron Miles hit six of his eight shot attempts, including 3-of-3 from 3-point range, to score 19 points. Miles also took game-high honors with eight assists. Senior Wayne Simien added his fourth double-double in as many games, scoring 12 points and grabbing a game-high 15 rebounds. This game was the fourth of a 14-game win streak to start the 2004-05 season for the Jayhawks. In 2004-05, KU would go on to finish 23-7 and win the first of its current 14-straight Big 12 regular-season titles.

marked the ninth time KU has been preseason No. 3 or higher in the coaches' poll. Additionally, it was the 13th time in the Bill Self era the Jayhawks have been preseason seventh or higher, including each of the last seven seasons. In 2017-18 Kansas opened the year No. 3 in the preseason coaches' poll and ended No. 3.

PRESEASON ALL-BIG 12

Kansas' Dedic Lawson, Quentin Grimes and Udoka Azubuike each garnered recognition on the 2018-19 Preseason All-Big 12 Team as voted on by the league's men's basketball coaches, the conference office announced Oct. 17.

Lawson was named the 2018-19 Preseason Big 12 Newcomer of the Year, while Grimes was dubbed the league's preseason freshman of the year. Lawson was also a preseason all-conference first-team selection, while Azubuike and Grimes secured preseason honorable mention honors. Coaches were not allowed to vote for their own student-athletes in the selection process.

PRESEASON BIG 12 POLL

For the eighth-straight season and 18th time in the 23-year history of the league, Kansas topped the men's basketball Big 12 Preseason Poll, announced by the league office Oct. 19. The Jayhawks received all of the possible nine first-place votes in 2018-19 for the fourth-consecutive season.

KU has captured 18 outright or shared Big 12 regular-season championships in the previous 22 campaigns. The program's 14 consecutive, from 2005-present, and 61 overall conference titles are both NCAA records.

Historically, in the previous 17 occurrences Kansas has been named the preseason favorite, the Jayhawks won the Big 12 regular-season on 15 occasions. This includes the first preseason poll in 1996-97 in which only a media poll was conducted.

PRESEASON BIG 12 COACHES POLL

RNK	TEAM (1ST PLACE VOTES)	POINTS
1	KANSAS (9)	81
2	Kansas State (1)	72
3	West Virginia	61
t4	TCU	54
t4	Texas	54
6	Iowa State	41
7	Texas Tech	36
8	Oklahoma	21
9	Baylor	20
10	Oklahoma State	10

PRESEASON STARTING FIVE

Kansas was well represented on the Naismith Basketball Hall of Fame's Starting 5 awards released Oct. 15-19. Of the five awards announced, which consisted of 20 candidates per category, Kansas had one student-athlete on four of the five lists. Freshman guard Devon Dotson is up for the Bob Cousy Point Guard of the Year Award, freshman guard Quentin Grimes for the Jerry West Shooting Guard

of the Year Award, RS-junior forward Dedic Lawson for the Karl Malone Power Forward of the Year Award and junior center Udoka Azubuike for the Kareem Abdul-Jabbar Center of the Year Award.

Historically, Kansas has had numerous student-athletes named as candidates and finalists, including last year with Devonte' Graham being a Cousy finalist. In 2017, Frank Mason III was the recipient of the Cousy Award.

KANSAS VS TOP-25 TEAMS

With its win over No. 5 Tennessee in the NIT title game on Nov. 23 and versus No. 10 Michigan State to open the season on Nov. 6, Kansas added to an impressive record against ranked teams during the Bill Self era. Under Self, Kansas is now 92-45 against AP-ranked opponents. In his first 15 seasons at KU, Self's Jayhawks have collected four wins or more over top-25 ranked foes in 12 of those seasons, which includes a 37-16 record from 2014-present.

Kansas' record against top-10 ranked opponents is even more impressive. KU is 18-4 against foes ranked inside the top-10 of the AP poll since 2013-14, including 4-1 in 2017-18. Last season, KU's top-10 wins included Kentucky, West Virginia, Texas Tech and Duke. Since Bill Self's first season, the Jayhawks are 13-3 against AP top-10 teams inside Allen Fieldhouse, which includes KU's current streak of nine-straight home victories against top-10 foes.

KU VS. AP TOP-25 TEAMS UNDER SELF

SEASON	RECORD	VS. TOP-10
2018-19	2-0	2-0
2017-18	8-4	4-1
2016-17	6-3	5-1
2015-16	12-4	4-1
2014-15	10-6	0-1
2013-14	7-2	3-0
2012-13	5-2	2-1
2011-12	7-5	6-4
2010-11	5-1	1-1
2009-10	8-1	2-0
2008-09	3-3	1-2
2007-08	5-2	3-1
2006-07	5-2	2-2
2005-06	3-3	1-2
2004-05	4-2	3-1
2003-04	2-5	1-2
TOTAL	92-45	40-20

KANSAS FROM DOWNTOWN

The 2018-19 Jayhawks are looking to continue a trend over recent seasons with some impressive shooting from behind the 3-point arc. KU is averaging eight treys per game after its first five outings to go along with a 44.0 percent clip, a figure that ranks in the top-10 nationally.

Pay Heed, All Who Enter:
BEWARE OF "THE PHOG"

NATIONAL CHAMPIONS

1922, 1923, 1952, 1988, 2008

BIG 12 CHAMPIONS

1997*, 1998*, 1999^, 2002, 2003, 2005,
2006*, 2007*, 2008*, 2009, 2010*, 2011*,
2012, 2013*, 2014, 2015, 2016*, 2017, 2018*

Regular season titles listed
* - Regular season & tournament champions
^ - Tournament champions only

- Kansas has 2,254 all-time victories, second most in NCAA Division I history (Kentucky).
- From the 2008-09 season to the present (10 seasons) Kansas has held 349 of its 375 opponents under 50 percent shooting.
- KU has held opponents to fewer than 100 points in 562 of its last 564 games. The last team to score 100 on Kansas in a 40-minute game was Oklahoma (100-78) on Feb. 27, 1990.
- The Jayhawks have won 13-straight regular-season games against AP top-10 teams, as well as 20 of their last 21. Under Bill Self, KU is 40-20 against top-10 opponents, a figure that includes postseason play.
- KU has won at least 12 league games for 18-straight years, which is the longest active streak in the nation.
- Kansas won its 1,000th all-time conference game with a 83-50 win against Texas Tech (2/18/12). The Jayhawks won their 300th Big 12 game vs. Oklahoma (2/19/18).
- Each KU senior class since 1986-87 has won at least 100 games. Current KU senior Lagerald Vick has been a part of 101 wins while at Kansas. Last year's fourth-year seniors Devonte' Graham and Sviatoslav Mykhailiuk amassed 121 wins.
- Entering 2018-19, Bill Self has won 25 or more games in each of his last 13 seasons as a head coach.
- Kansas is the only team in the Big 12 to have a .500 winning percentage or better series record against every conference foe.
- Kansas is first in the conference in wins with a 302-64 record in Big 12 regular-season games. Texas is next at 225-141. Including the league postseason championship, Kansas is tops at 346-76, while Texas is second at 249-160.
- KU is the only Big 12 school to have won a regular-season championship with two different coaches (Roy Williams and Bill Self).
- Under Bill Self, Kansas is 116-8 (93.5 percent) in Big 12 home games: 8-0 in 2004, 7-1 in 2005, 7-1 in 2006, 7-1 in 2007, 8-0 in 2008, 8-0 in 2009, 8-0 in 2010, 7-1 in 2011, 9-0 in 2012, 8-1 in 2013, 9-0 in 2014, 9-0 in 2015, 9-0 in 2016, 8-1 in 2017 and 7-2 in 2018.
- Under Bill Self, Kansas has experienced only one regular-season conference sweep by a Big 12 opponent. In 103 regular-season Big 12 home-and-home series during the Self era, Kansas has 70 sweeps, 32 splits and has been swept once.

KU BY THE NUMBERS

14	Consecutive conference regular-season titles - 2005-06-07-08-09-10-11-12-13-14-15-16-17-18, a KU record and the longest in NCAA history.
14	Streaks of 10 or more consecutive wins in the Bill Self era.
15	30+ win seasons, including 2017-18, which ties an NCAA record
18	Big 12 Conference regular-season championships for KU in the league's 22-year existence.
19	Undefeated home seasons at Allen Fieldhouse, including 2007-08, 2008-09, 2009-10, 2011-12, 2014-15, and 2015-16 under Bill Self.
20	Times a KU player or coach has been inducted into the Naismith Basketball Hall of Fame, which includes current head coach Bill Self.
23	Championships for Kansas in the Bill Self era - 14 Big 12 regular-season titles, eight Big 12 postseason championships and one NCAA.
23	Or more victories for Kansas in each of the past 29 seasons beginning in 1989-90.
24	Consecutive seasons Kansas has won 10 or more league games, starting in 1995 (55 times overall), which is the longest active streak in the nation.
29	Consecutive seasons KU has made the NCAA Tournament, the longest active streak in the nation and best all-time.
29	Consecutive seasons Kansas has won 20 or more games, including 2017-18, the longest active streak in the NCAA which began in 1989-90
30	Consensus All-America First Team selections, including Devonte' Graham in 2017-18, the most of any NCAA Division I school.
31	Consecutive seasons Kansas has led its conference in home attendance, beginning in 1986-87.
61	Conference regular-season championships, most in NCAA Division I.
197	Kansas victories from the 2006-07 to 2011-12 seasons, the most in NCAA Division I history in a six-year span.
278	Consecutive sellouts in Allen Fieldhouse, dating back to 2001-02.
453	Victories for Bill Self, now in his 16th season at Kansas. He is the fastest KU coach to reach 453 wins and is the second-winningest coach in KU history.
775	All-time Kansas victories inside Allen Fieldhouse. The historic building opened in 1955 and KU holds a 774-113 record in its home venue.
2,254	All-time Kansas men's basketball victories; second-most in NCAA Division I history.

Last season's team was the third-consecutive KU squad to make 300 3-pointers in a season with the 2017-18 Jayhawks crushing the single-season school record for 3-pointers made, 391, and attempted, 974, surpassing 2016-17's record-setting marks of 318 made and 787 attempted. Three of the last eight Jayhawk squads have averaged more than seven treys per game, with both of the last two KU teams hitting an average of eight or more threes per contest.

KU'S MOST-PROLIFIC 3-POINT SHOOTING TEAMS

SEASON	3FG	3FGA	3FG%	AVG/GM
2017-18	391	974	40.1	10.0
2016-17	318	787	40.4	8.8
2015-16	304	728	41.8	8.0
2018-19	47	107	43.9	7.8
2009-10	262	648	40.4	7.3

CONFERENCE SUCCESS

Kansas enters 2018-19 having won 18 of the 22 Big 12 regular-season titles (includes ties), including the last 14, which is an NCAA record. Kansas' 61 conference titles are the most in NCAA Division I. Kentucky is second with 54 and Penn third at 37. KU's 14-straight league titles, all under head coach Bill Self, is the longest active streak in NCAA Division I and the longest streak in school history.

CONSECUTIVE REG. SEASON TITLES

#	TEAM	CONFERENCE	SEASONS
14	KANSAS	Big 12	2005-18
13	UCLA	PAC-10	1967-79
11	Gonzaga	West Coast	2001-11
10	Connecticut	Yankee	1951-60
10	UNLV	Big West	1983-92

HISTORICALLY SPEAKING

Udoka Azubuike ended 2017-18 with the top field goal percentage in NCAA Division I at 77.0 percent and he was the only player shooting 70 percent or better with a minimum of five shots made per game. Azubuike broke the Big 12 single-season record of 69.3 percent, previously set by Ricardo Ratliffe of Missouri in 2011-12.

With a minimum of 175 attempts, Azubuike broke the Kansas single-season field goal percentage record of 64.6 percent by Mark Randall in 1988-89. On the NCAA level, with a minimum of five makes per game, Azubuike's 77.0 percent ranks second all-time behind Devontae Cacok of UNC-Wilmington, who set the NCAA record two seasons ago at (2016-17) at 80.0 percent.

KU SINGLE SEASON FIELD GOAL % LEADERS (MIN. 200 ATTEMPTS)

RNK	PLAYER (SEASON)	FG	FGA	FG%
1	Udoka Azubuike (2018)	211	274	.770
2	Mark Randall (1989)	201	311	.646
3	Mark Randall (1991)	205	319	.643
4	Richard Scott (1992)	138	216	.639
5	Darnell Jackson (2008)	171	273	.626

KU SIGNS TWO IN EARLY SIGNING PERIOD

Combo guards Issac "Mackey" McBride and Christian Braun have each signed a National Letter of Intent to play men's basketball at Kansas, KU head coach Bill Self announced Nov. 14, the first day of the signing period.

A 6-foot-1, 180-pound guard from Little Rock, Arkansas, McBride has rewritten the record book at Baptist Preparatory School. In guiding Baptist Prep to three-straight state championships, McBride set the school's single-season scoring record with 707 points his sophomore year in 2016-17. As a junior, he broke his own mark by scoring 883 points in 2017-18, which included a school-record 46-point game. In that, McBride averaged 24.5 points, 4.0 rebounds, 2.5 assists and 1.6 steals per game in 2017-18.

McBride is a two-time all-state selection and was the most valuable player of the last two state tournaments his sophomore and junior seasons. A four-star recruit who is ranked 109 by Rivals.com, McBride is the highest-ranked player in the state of Arkansas. He plays AAU basketball for the Arkansas Hawks.


Originally from Burlington, Kansas, Braun (6-foot-6, 180 pounds) moved to Overland Park, Kansas, his freshman year high school and has won back-to-back 6A state championships his sophomore and junior seasons at Blue Valley Northwest High School. A four-star prospect who is ranked No. 112 by Rivals.com, last year Braun averaged 14.2 points, 5.1 rebounds and 3.1 assists as a junior at Blue Valley Northwest. Braun plays for MoKan on the AAU circuit.

Braun comes from a basketball family. His father, Donald, was a walk-on at Kansas and his mother, Lisa, was a three-time All-Big Eight Conference honoree at Missouri where she played from 1987-91. His uncle, Mike Sandbothe, was a standout at Missouri from 1986-89, as was his aunt Lori from 1988-90. Additionally, his older brother, Parker, is a currently a freshman forward at MU.

WHAT TO LOOK FOR IN 2018-19

- Lagerald Vick has 900 career points and is 100 from becoming the 61st Jayhawk to score 1,000 career points.
- Vick has 129 career 3-pointers made which ranks 20th on the KU career list. His seven against Stanford (12/1) moved him into the KU top 20.
- Udoka Azubuike has 88 career blocked shots and his 60 last season were the most since Joel Embiid swatted 72 in 2013-14. Azubuike is 12 shy of becoming the 20th player in school history to record 100 blocked shots.
- Not far behind Azubuike's blocked shots is junior Mitch Lightfoot with 69 career swats in two-plus seasons.
- Azubuike has a career field goal percentage of 74.5 as he is 274-for-368. The KU career field goal percentage record, with a minimum of 500 attempts, is 62.0 by Mark Randall (643-for-1,037 in 1987, 89-91).
- Kansas is 11 wins shy from winning its 1,100th conference game. All-time, the Jayhawks are 1,089-364 in league play and are 302-64 in the Big 12.


JAYHAWKS IN THE NBA



CHECK DIALLO
6-9 | 220 | New Orleans | KU from 2015-16

2018-19 STATS			
PPG	RPG	BLKPG	PER
4.1	3.7	0.7	19.37


CAREER		
PPG	RPG	BLKPG
4.8	4.0	0.5



MARCUS MORRIS
6-9 | 235 | Boston | KU from 2009-11

2018-19 STATS			
PPG	RPG	BLKPG	PER
13.9	6.7	0.2	15.38

CAREER		
PPG	RPG	BLKPG
11.3	4.5	0.2



JOEL EMBIID
7-0 | 250 | Philadelphia | KU from 2013-14

2018-19 STATS			
PPG	RPG	BLKPG	PER
28.1	13.3	2.0	25.50


CAREER		
PPG	RPG	BLKPG
23.2	10.6	2.0



MARKIEFF MORRIS
6-9 | 235 | Washington | KU from 2009-11

2018-19 STATS			
PPG	RPG	BLKPG	PER
11.1	4.9	0.7	13.25

CAREER		
PPG	RPG	BLKPG
11.8	5.6	0.6



DEVONTE' GRAHAM
6-2 | 185 | Charlotte | KU from 2015-18

2018-19 STATS			
PPG	APG	RPG	PER
2.3	1.5	1.0	4.82

CAREER		
PPG	APG	RPG
2.3	1.5	1.0



SVI MYKHAILIUK
6-8 | 205 | Los Angeles | KU from 2015-18

2018-19 STATS			
PPG	APG	RPG	PER
2.1	1.1	0.4	5.74


CAREER		
PPG	APG	RPG
2.1	1.1	0.4



JOSH JACKSON
6-8 | 200 | Phoenix | KU from 2016-17

2018-19 STATS			
PPG	APG	RPG	PER
7.2	1.5	2.3	6.60

CAREER		
PPG	APG	RPG
12.0	1.5	4.1



KELLY OUBRE JR.
6-7 | 205 | Washington | KU from 2014-15

2018-19 STATS			
PPG	APG	RPG	PER
11.7	0.8	4.4	12.54


CAREER		
PPG	APG	RPG
7.9	0.7	3.5



FRANK MASON III
5-11 | 190 | Sacramento | KU from 2014-17

2018-19 STATS			
PPG	APG	RPG	PER
5.5	3.2	1.4	12.25


CAREER		
PPG	APG	RPG
7.3	2.9	2.2



WAYNE SELDEN JR.
6-5 | 230 | Memphis | KU from 2013-16

2018-19 STATS			
PPG	APG	RPG	PER
5.8	1.1	1.3	8.54

CAREER		
PPG	APG	RPG
7.5	1.5	1.4



BEN MCLEMORE
6-5 | 201 | Sacramento | KU from 2012-13

2018-19 STATS			
PPG	APG	RPG	PER
2.0	0.3	0.0	2.28

CAREER		
PPG	APG	RPG
8.9	1.1	2.5



ANDREW WIGGINS
6-8 | 194 | Minnesota | KU from 2013-14

2018-19 STATS			
PPG	APG	RPG	PER
15.2	2.4	3.7	10.88

CAREER		
PPG	APG	RPG
19.5	2.1	4.1

PER or Player Efficiency Ranking is the overall rating of a player's per-minute statistical production. The league average is 15.00.

NBA JAYHAWKS SCHEDULE (DEC. 3-5)

MONDAY, DECEMBER 3

Away	Home	Time (CT)	TV
Washington	New York	6:30 PM	
Houston	Minnesota	7:00 PM	
Clippers	New Orleans	7:00 PM	

TUESDAY, DECEMBER 4

Away	Home	Time (CT)	TV
Sacramento	Phoenix	8 p.m.	

WEDNESDAY, DECEMBER 5

Away	Home	Time (CT)	TV
Washington	Atlanta	6:30 p.m.	
Philadelphia	Toronto	7:00 PM	ESPN
Clippers	Memphis	7:00 PM	
Charlotte	Minnesota	7:00 PM	
Dallas	New Orleans	7:00 PM	
San Antonio	Los Angeles	9:30 PM	ESPN



JAYHAWKS CURRENTLY IN THE NBA (12)

PLAYER	YEARS AT KU	NBA SEASON	CURRENT TEAM
Check Diallo	2015-16	3rd	New Orleans
Joel Embiid	2013-14	4th	Philadelphia
Devonte' Graham	2015-18	1st	Charlotte
Josh Jackson	2016-17	2nd	Phoenix
Frank Mason III	2014-17	2nd	Sacramento
Ben McLemore	2012-13	6th	Sacramento
Marcus Morris	2009-11	8th	Boston
Markieff Morris	2009-11	8th	Washington
Svi Mykhailiuk	2015-18	1st	Los Angeles
Kelly Oubre Jr.	2014-15	4th	Washington
Wayne Selden Jr.	2013-16	3rd	Memphis
Andrew Wiggins	2013-14	5th	Minnesota

JAYHAWKS IN THE NBA DRAFT (Bill Self era)

YEAR	PLAYER	ROUND / OVERALL	TEAM
2005	Wayne Simien	1st / 29th	Miami
2007	Julian Wright *	1st / 13th	New Orleans
2008	Brandon Rush *	1st / 13th	Portland
2008	Darrell Arthur	1st / 27th	New Orleans
2008	Mario Chalmers	2nd / 34th	Minnesota
2008	Darnell Jackson	2nd / 52nd	Miami
2008	Sasha Kaun	2nd / 56th	Seattle
2010	Xavier Henry *	1st / 12th	Memphis
2010	Cole Aldrich *	1st / 11th	New Orleans
2011	Marcus Morris *	1st / 13th	Houston
2011	Markieff Morris *	1st / 14th	Phoenix
2011	Josh Selby	2nd / 49th	Memphis
2012	Thomas Robinson *	1st / 5th	Sacramento
2012	Tyshawn Taylor	2nd / 41st	Portland
2013	Ben McLemore *	1st / 7th	Sacramento
2013	Jeff Withey	2nd / 39th	Portland
2014	Andrew Wiggins *	1st / 1st	Cleveland
2014	Joel Embiid *	1st / 3rd	Philadelphia
2015	Kelly Oubre Jr.	1st / 15th	Atlanta
2016	Cheick Diallo	2nd / 33rd	New Orleans
2017	Josh Jackson *	1st / 4th	Phoenix
2017	Frank Mason III	2nd / 34th	Sacramento
2018	Devonte' Graham	2nd / 34th	Charlotte
2018	Svi Mykhailiuk	2nd / 47th	Los Angeles

* - lottery pick (top 14)

QUICK FACTS - JAYHAWKS IN THE NBA

- 74 Jayhawks have competed at the NBA level, including 28 who were coached by **Bill Self** at KU and 12 currently in the league.
- **Bill Self** has coached 24 NBA Draft picks at KU, including 10 lottery picks.
- 33 Jayhawks have been picked in the first round of the NBA Draft.
- 12 Jayhawks have won 18 NBA titles, most recently Sasha Kaun with the 2015-16 Cleveland Cavaliers.
- Three Jayhawks have earned NBA Finals MVP honors: **Wilt Chamberlain** (1972, L.A. Lakers), **Jo Jo White** (1976, Boston) and **Paul Pierce** (2008, Boston).
- **Wilt Chamberlain** earned NBA MVP honors four times (1960, 1966, 1967, 1968) in his 15-year NBA career.
- 16 Jayhawks have had NBA careers lasting 10 seasons or longer.



BILL SELF

HEAD COACH

Oklahoma State '85
16th Season at Kansas
26th Season Overall

Family: Cindy (wife), Lauren (daughter),
Tyler (son), Ella (granddaughter)

CAREER RECORD // YEAR-BY-YEAR

YEAR	OVERALL W-L / %	CONF. W-L / %	NOTE
ORAL ROBERTS (1993-97)			
1993-94	6-21 .222	- -	None
1994-95	10-17 .370	- -	None
1995-96	18-9 .667	- -	None
1996-97	21-7 .750	- -	NIT
TULSA (1997-2000)			
1997-98	19-12 .613	9-5 .643	3rd WAC
1998-99	23-10 .697	9-5 .643	t-1st WAC / NCAA Rnd of 32
1999-00	32-5 .865	12-2 .857	1st WAC / NCAA Elite Eight
ILLINOIS (2000-03)			
2000-01	27-8 .771	13-3 .813	t-1st Big Ten / NCAA Elite Eight
2001-02	26-9 .743	11-5 .688	t-1st Big Ten / NCAA Sweet 16
2002-03	25-7 .781	11-5 .688	* 2nd Big Ten / NCAA Rnd of 32
KANSAS (2003-present)			
2003-04	24-9 .727	12-4 .750	2nd Big 12 / NCAA Elite Eight
2004-05	23-7 .767	12-4 .750	t-1st Big 12 / NCAA Rnd of 64
2005-06	25-8 .758	13-3 .813	* t-1st Big 12 / NCAA Rnd of 64
2006-07	33-5 .868	14-2 .875	* 1st Big 12 / NCAA Elite Eight
2007-08	37-3 .925	13-3 .813	* t-1st Big 12 / NCAA Champions
2008-09	27-8 .771	14-2 .875	1st Big 12 / NCAA Sweet 16
2009-10	33-3 .917	15-1 .938	* 1st Big 12 / NCAA Rnd of 32
2010-11	35-3 .921	14-2 .875	* 1st Big 12 / NCAA Elite Eight
2011-12	32-7 .821	16-2 .889	1st Big 12 / NCAA Runner-Up
2012-13	31-6 .838	14-4 .778	* t-1st Big 12 / NCAA Sweet 16
2013-14	25-10 .714	14-4 .778	1st Big 12 / NCAA Rnd of 32
2014-15	27-9 .750	13-5 .722	1st Big 12 / NCAA Rnd of 32
2015-16	33-5 .868	15-3 .833	* 1st Big 12 / NCAA Elite Eight
2016-17	31-5 .861	16-2 .889	1st Big 12 / NCAA Elite Eight
2017-18	31-8 .795	13-5 .722	* 1st Big 12 / NCAA Final Four
2018-19	6-0 1.000	- -	
TOTAL	660 - 201 .767	273 - 71 .794	
KANSAS	453-96 .825	208 - 46 .819	22 Big 12 titles (14 reg. season, 8 tourney)
ILLINOIS	78-24 .765	35-13 .729	Three Big Ten titles (2 reg. season, 1 tourney)
TULSA	74-27 .733	30-12 .714	Two WAC titles / 4-2 NCAA tourney record
ORU	55-54 .505	- -	

* - won conference tournament

Note - Oral Roberts was independent during Self's tenure, so all games played at ORU were nonconference.

KANSAS RECORD // HOME-ROAD-NEUTRAL

	W	L	%
HOME (AFH) AT KU	237	13	.948
HOME (SPRINT CENTER) AT KU *	8	3	.727
ROAD AT KU	106	47	.693
NEUTRAL AT KU	102	33	.756
TOTAL	453	96	.825

* Since 2007-08, regular-season games played at Sprint Center on the KU season-ticket package are considered home games.

In Conference Tournament (at Kansas)	39-12 (30-7)
In NCAA Tournament (at Kansas)	47-19 (37-14)
In Postseason Play (at Kansas)	86-31 (67-21)
In Overtime (at Kansas)	29-13 (22-9)

NATIONAL CHAMPION

2008



CONFERENCE CHAMPION

18 REGULAR SEASON TITLES
9 TOURNAY TITLES

HALL OF FAME CLASS OF 2017 INDUCTEE



TROPHY CASE

- **NCAA Championship title** (2008)
- **NCAA Final Four** (2008, 2012, 2018)
- **18 Regular Season Conference Titles:** 2 at Tulsa (1999, 2000); 2 at Illinois (2001, 2002); 14 at Kansas (2005, 2006, 2007, 2008, 2009, 2010, 2011, 2012, 2013, 2014, 2015, 2016, 2017, 2018)
- **9 Conference Tournament Titles:** 1 at Illinois (2003); 8 at Kansas (2006, 2007, 2008, 2010, 2011, 2013, 2016, 2018)

CAREER HONORS

- **Naismith Memorial Basketball Hall of Fame**
Class of 2017 inductee
- **National Coach of the Year** - 2000 (*Sporting News*; Wooden), 2009 (Yahoo! Sports; *Sporting News*; Athlon Sports; CBSSports.com; USBWA; AP; CBS/Chevrolet; ESPN.com), 2012 (*Sporting News*; Adolph Rupp; Naismith), 2016 (AP, Bleacher Report, *USA Today*)
- **Conference Coach of the Year** - 2000 (WAC), 2006 (Big 12), 2009 (Big 12), 2011 (Big 12), 2012 (co-Big 12), 2015 (Big 12 by AP), 2016 (Big 12 by AP), 2017 (Big 12), 2018 (co-Big 12 and AP)
- **Wooden Award "Legends of Coaching"** - 2013
- **Oklahoma Sports Hall of Fame** - 2013 induction
- **Wayman Tisdale Humanitarian Award** (USBWA) - 2014
- **Mannie Jackson - Basketball's Human Spirit Award** (Naismith Hall of Fame) - 2015
- **Winged Foot Award** (for national champion coach) - 2008
- **Naismith Coach of the Year Finalist** (Atlanta Tipoff Club) - 2000, 2001, 2002, 2003, 2009, 2012, 2017

NOTES

- Bill Self was named the eighth coach in Kansas basketball history on April 21, 2003.
- In September 2017, Self was inducted into the Naismith Memorial Basketball Hall of Fame in Springfield, Massachusetts.
- Self won his 600th career game on Dec. 6, 2016, with KU's 105-62 win against UMKC. He became the 46th coach in NCAA Division I to accomplish the feat and the ninth fastest.
- While at Kansas, Self has won a national championship, a KU- and NCAA-record 14-straight regular-season Big 12 Conference titles and eight league tournament championships.
- At Kansas, Self has won more regular-season league titles (14) than he has home losses (13) in Allen Fieldhouse. With KU's win versus Siena (11/18/16), Self became the winningest coach in Allen Fieldhouse, posting his 207th victory in the venue.
- In his first trip to the Final Four in 2008, Self's team won the title. Self is one of 11 active coaches in NCAA Division I to have won a national title. Kansas' 14-straight conference titles (2005-18) is the longest streak in NCAA Division I history.
- In Self's first 15 seasons at Kansas, he has coached 11 NBA Lottery selections including Andrew Wiggins and Joel Embiid, the No. 1 and No. 3 overall selections in the 2014 NBA Draft. Wiggins was the second-ever Jayhawk to go No. 1 with the other being Danny Manning in 1988.
- Self has guided his teams to 20-straight 23-win seasons dating back to 1998-99.
- Self's teams have won 18 league crowns in the last 20 years, including the 2018 title. The other two seasons resulted in runner-up conference finishes.
- Kansas' four-straight 30-win seasons from 2009-10 to 2012-13 are the most consecutive 30-win seasons in NCAA history (note: Memphis did it from 2006-09 yet later vacated the 2008 season).
- Self was the head coach for Team USA's U18 team that competed and won gold at the 2018 FIBA Americas Championship held in St. Catherines, Canada, in the summer of 2018.
- Self is one of five coaches in NCAA Division I history to have led three different teams - Tulsa, Illinois and Kansas - to the NCAA Elite Eight, including seven times with KU (2004-07-08-11-12-16-17). The other coaches are: Gene Bartow, John Calipari, Rick Pitino and Eddie Sutton.
- A 1985 graduate of Oklahoma State, Self began his coaching career as a graduate assistant at Kansas in 1985-86 under head coach Larry Brown. He then returned to his alma mater as an assistant for seven seasons under coaches Leonard Hamilton and Eddie Sutton. His first head coaching job was at Oral Roberts in 1993-94, then Tulsa (1997-98), Illinois (2000-03) and Kansas (2003-present).

MARCUS GARRETT

Sophomore • Guard • 6-5 • 195 • Dallas, Texas • Skyline HS

SEASON STATS

PPG	RPG	APG	FG%	3FG%	FT%
5.8	2.4	2.2	30%	17%	67%

LAST GAME VS. STANFORD (12.1.18)

MIN	PTS	REBS	ASTS	BLKS	STLS
33	4	1	1	0	4

2017-18: Pulled down five or more rebounds in 12 games ... Had 12 games with multiple steals in 2017-18 ... Scored in double figures five times ... Recorded two double-doubles ... Had seven starts with six in Big 12 play ... Had a season-high 13 points vs. Texas Southern (11/21) ... co-Big 12 Newcomer of the Week (11/7) ... 2017 Texas HS Gatorade Player of the Year.



CAREER HONORS

Co-Big 12 Newcomer of the Week (11.13.17)

CAREER HIGHS

Points	13	vs. Texas Southern (11.21.17)
Field Goals	5	vs. Oakland (11.24.17)
Field Goal Att.	13	vs. Marquette (11.21.18)
3PT Field Goals	3	vs. Texas Southern (11.21.17)
3PT Field Goal Att.	5	vs. Texas Southern (11.21.17)
Free Throws	4	vs. Louisiana (11.16.18)
Free Throw Att.	8	vs. Baylor (1.20.18)
Rebounds	11	vs. Texas Southern (11.21.17)
Assists	5	vs. Louisiana (11.16.18)
Blocks	2	vs. Marquette (11.21.18) vs. Texas Southern (11.21.17)
Steals	4	vs. Stanford (12.1.18) vs. South Dakota St. (11.17.17)
Minutes	33	vs. Stanford (12.1.18) at TCU (1.6.18)

MISCELLANEOUS

	FR	SO	CAREER
Double-Doubles	2	-	2
10+ Points	5	1	6
20+ Points	0	-	0
5+ Rebounds	12	1	13
10+ Rebounds	2	-	2
5+ Assists	0	1	1
2+ 3PT Field Goals	2	-	2
2+ Steals	12	2	14
2+ Blocks	1	1	2
Led Team in Pts.	0	-	0
Led Team in Assists	0	1	1
Led Team in Rebs.	4	-	4
Led Team in Steals	8	2	10
Led Team in Blocks	2	1	3

2018-19 GAME-BY-GAME

OPPONENT (Date)	MP	FG-A	PCT	3PT-A	PCT	FT-A	PCT	O-D-T	PF	A	TO	BLK	ST	TP
vs. Michigan State (11.6)	14	1-3	.333	0-0	---	2-2	1.000	0-1-1	4	2	0	0	0	4
VERMONT (11.12)	26	1-6	.167	0-1	.000	2-2	1.000	1-4-5	1	3	0	0	2	4
LOUISIANA (11.16)	24	1-3	.333	0-2	.000	4-6	.667	1-1-2	0	5	2	0	1	6
vs. Marquette (11.21)	28	4-13	.308	1-3	.333	2-5	.400	1-2-3	0	0	0	2	1	11
vs. Tennessee (11.23)	DNP - INJURED													
STANFORD (12.1)	33	2-5	.400	0-0	---	0-0	---	0-1-1	0	1	2	0	4	4
WOFFORD (12.4)														
NEW MEXICO STATE (12.8)														
VILLANOVA (12.15)														
SOUTH DAKOTA (12.18)														
at Arizona State (12.22)														
EASTERN MICHIGAN (12.29)														
OKLAHOMA (1.2)														
at Iowa State (1.5)														
TCU (1.9)														
at Baylor (1.12)														
TEXAS (1.14)														
at West Virginia (1.19)														
IOWA STATE (1.12)														
at Kentucky (1.26)														
at Texas (1.29)														
TEXAS TECH (2.2)														
at Kansas State (2.5)														
OKLAHOMA STATE (2.9)														
at TCU (2.11)														
WEST VIRGINIA (2.16)														
at Texas Tech (2.23)														
KANSAS STATE (2.25)														
at Oklahoma State (3.2)														
at Oklahoma (3.5)														
BAYLOR (3.9)														
TOTAL	125	9-30	.300	1-6	.167	10-15	.667	3-9-12	5	11	4	2	8	29

^ Starter

CAREER YEAR-BY-YEAR STATISTICS

SEASON	GP	GS	MIN	AVG	FG	FGA	PCT	3FG	3FGA	PCT	FT	FTA	PCT	OFF	DEF	TOT	AVG	PF	FO	AST	TO	BLK	STL	PTS	AVG
2017-18	39	7	748	19.2	62	136	.456	12	45	.267	25	51	.490	36	95	131	3.4	60	0	44	30	8	35	161	4.1
2018-19	5	0	125	25.0	9	30	.300	1	6	.167	10	15	.667	3	9	12	2.4	5	0	11	4	2	8	29	5.8
TOTAL	44	7	873	19.8	71	166	.428	13	51	.255	35	66	.530	39	104	143	3.3	65	0	55	34	10	43	190	4.3



DEDRIC LAWSON (DEE-drick)

RS-Junior • Forward • 6-9 • 235 • Memphis, Tenn. • Hamilton HS • Memphis

SEASON STATS

PPG	RPG	APG	FG%	3FG%	FT%
18.8	111.2	3.5	43%	14%	78%

LAST GAME VS. STANFORD (12.1.18)

MIN	PTS	REBS	ASTS	BLKS	STLS
36	24	15	2	0	2

A transfer from Memphis who sat out the 2017-18 season due to NCAA rules ... Has two years of eligibility remaining beginning in the 2018-19 season ... A double-double machine having 36 in two seasons while at Memphis (17 as a freshman and 19 as a sophomore) ... Led Memphis in scoring both his freshman and sophomore seasons.

CAREER HONORS

- Big 12 Player of the Week (11.26.18)
- NIT Season Tip-Off Most Valuable Player
- Big 12 Player of the Week (11.12.18)
- Wooden Award Preseason Watch List (1 of 50)
- NABC Player of the Year candidate (1 of 20)
- Naismith Trophy Watch List (1 of 50)
- Preseason Associated Press All-America
- Karl Malone Power Forward of the Year Award Candidate (1 of 20)
- Preseason All-Big 12 First Team
- All-American Athletic Conference First Team [2016-17]
- NABC All-District Team [2016-17]
- Colleg Insider.com Freshman All-America Team [2016]
- American Athletic Conference Rookie of the Year [2015-16]
- NABC All-District Team [2015-16]
- American Athletic Conference All-Tournament Team [2016]
- All-American Athletic Conference Second Team [2015-16]

CAREER HIGHS (*AT MEMPHIS)

Points	*35	vs. Iowa (11.26.16)
Rebounds	*16	at Tulane (2.13.16)
Field Goals	*15	vs. Iowa (11.26.16)
Field Goal Att.	*22	vs. Temple (2.12.17)
	*22	vs. Iowa (11.26.16)
3PT Field Goals	*4	at Tulsa (1.11.17)
3PT Attempts	*9	at Tulsa (1.11.17)
Free Throws	*14	at UCF (2.4.17)
Free Throw Att.	*14	at UCF (2.4.17)
Assists	*8	vs. So. Carolina (12.30.16)
Steals	*3	7x, last vs. Tulsa (2.7.17)
Blocks	*8	vs. UAB (12.10.16)
Minutes	41	vs. Tennessee (11.23.18)

MISCELLANEOUS (*AT MEMPHIS)

	*FR	*SO	R-JR	CAREER
Double-Doubles	17	19	4	40
10+ Points	26	30	5	61
20+ Points	11	15	4	30
5+ Rebounds	28	32	6	67
10+ Rebounds	19	20	4	43
3+ Assists	17	18	4	39
2+ 3PT Field Goals	8	8	-	16
2+ Steals	10	13	2	25
2+ Blocks	14	17	2	34
Led Team in Pts.	14	16	2	32
Led Team in Rebs.	21	19	4	34
Led Team in Assists	10	7	2	19
Led Team in Steals	5	10	-	15
Led Team in Blocks	15	25	1	41

2018-19 GAME-BY-GAME

OPPONENT (Date)	MP	FG-A	PCT	3PT-A	PCT	FT-A	PCT	O-D-T	PF	A	TO	BLK	ST	TP
^vs. Michigan State (11.6)	38	5-18	.278	0-2	.000	10-12	.833	4-10-14	2	6	2	2	2	20
^VERMONT (11.12)	19	0-6	.000	0-0	---	0-0	---	1-6-7	4	2	3	0	1	0
^LOUISIANA (11.16)	27	6-11	.545	0-1	.000	7-10	.700	4-2-6	3	3	5	0	1	19
^vs. Marquette (11.21)	33	9-16	.563	1-1	1.000	7-7	1.000	4-8-12	3	3	1	2	0	26
^vs. Tennessee (11.23)	41	9-16	.563	0-2	.000	6-11	.545	5-8-13	3	5	2	0	1	24
^STANFORD (12.1)	36	7-16	.438	0-1	.000	10-11	.909	4-11-15	5	2	2	0	2	24
WOFFORD (12.4)														
NEW MEXICO STATE (12.8)														
VILLANOVA (12.15)														
SOUTH DAKOTA (12.18)														
at Arizona State (12.22)														
EASTERN MICHIGAN (12.29)														
OKLAHOMA (1.2)														
at Iowa State (1.5)														
TCU (1.9)														
at Baylor (1.12)														
TEXAS (1.14)														
at West Virginia (1.19)														
IOWA STATE (1.12)														
at Kentucky (1.26)														
at Texas (1.29)														
TEXAS TECH (2.2)														
at Kansas State (2.5)														
OKLAHOMA STATE (2.9)														
at TCU (2.11)														
WEST VIRGINIA (2.16)														
at Texas Tech (2.23)														
KANSAS STATE (2.25)														
at Oklahoma State (3.2)														
at Oklahoma (3.5)														
BAYLOR (3.9)														
TOTAL	194	36-83	.434	1-7	.143	40-51	.784	22-45-67	20	21	15	4	7	113

^ Starter

CAREER YEAR-BY-YEAR STATISTICS (*AT MEMPHIS)

SEASON	GP	GS	MIN	AVG	FG	FGA	PCT	3FG	3FGA	PCT	FT	FTA	PCT	OFF	DEF	TOT	AVG	PF	FO	AST	TO	BLK	STL	PTS	AVG
2015-16*	33	32	1062	32.2	182	445	.409	28	80	.350	129	182	.709	104	203	307	9.3	86	2	84	104	55	39	521	15.8
2016-17*	32	32	1104	34.5	216	469	.461	30	111	.270	152	205	.741	92	225	317	9.9	81	1	105	76	68	41	614	19.2
2017-18																									
	6	6	194	32.3	36	83	.434	1	7	.143	40	51	.784	22	45	67	11.2	20	1	21	15	4	7	113	18.8
TOTAL	71	70	2360	33.2	434	997	.435	59	198	.298	321	438	.733	218	473	691	9.7	187	4	210	195	127	87	1248	17.6



CHARLIE MOORE

RS-Sophomore • Guard • 5-11 • 180 • Chicago, Ill. • Morgan Park HS • California

SEASON STATS

PPG	RPG	APG	FG%	3FG%	FT%
3.3	1.7	1.7	26%	17%	75%

LAST GAME VS. STANFORD (12.1.18)

MIN	PTS	REBS	ASTS	BLKS	STLS
16	3	0	3	0	0

A transfer from California following the 2016-17 season ... Sat out 2017-18 due to transfer rules ... One of 28 invited to tryout for the USA Basketball U19 team in the summer of 2017 ... Started all 34 games while at California during his freshman year in 2016-17 ... Averaged 28.8 minutes, 12.2 points and 3.5 assists while at California ... Scored 10 or more points in 22 games, including four 20-point efforts his freshman year at California.

CAREER HONORS

Pac-12 All-Freshman Honorable Mention [2016-17]

Pac-12 Player of the Week [11.21.16]

CAREER HIGHS (*AT CALIFORNIA)

Points	*38	vs. UC Irvine (11.16.16)
Rebounds	*6	vs. Oregon State (2.24.17) at Oregon (1.19.17)
Field Goals	*10	vs. UC Irvine (11.16.16)
Field Goal Att.	*20	vs. UC Irvine (11.16.16)
3PT Field Goals	*5	vs. Colorado (2.5.17)
3-Point Att.	*8	vs. Colorado (2.5.17)
Free Throws	*15	vs. UC Irvine (11.16.16)
Free Throw Att.	*17	vs. UC Irvine (11.16.16)
Assists	*8	vs. Colorado (2.5.17) vs. Stanford (1.29.17)
Steals	*4	vs. UC Davis (12.10.16)
Blocks	-	
Minutes	*41	vs. Utah (2.2.17)

MISCELLANEOUS (*AT CALIFORNIA)

	*FR	R-SO	CAREER
Double-Doubles	-	-	0
10+ Points	22	-	22
20+ Points	4	-	4
5+ Rebounds	2	-	2
5+ Assists	9	-	9
10+ Assists	-	-	0
2+ 3PT Field Goals	11	-	11
2+ Steals	8	-	8
2+ Blocks	-	-	0
Led Team in Pts.	6	-	6
Led Team in Rebs.	1	-	1
Led Team in Assists	21	-	21
Led Team in Steals	14	-	14
Led Team in Blocks	0	-	0

2018-19 GAME-BY-GAME

OPPONENT (Date)	MP	FG-A	PCT	3PT-A	PCT	FT-A	PCT	O-D-T	PF	A	TO	BLK	ST	TP
vs. Michigan State (11.6)	11	0-1	.000	0-1	.000	1-2	.500	2-1-3	3	0	0	0	0	1
VERMONT (11.12)	21	3-6	.500	1-3	.333	0-0	---	0-1-1	2	2	0	0	1	7
LOUISIANA (11.16)	21	0-5	.000	0-3	.000	0-0	---	0-4-4	2	3	1	0	0	0
vs. Marquette (11.21)	14	0-0	---	0-0	---	0-0	---	0-1-1	0	0	0	0	1	0
vs. Tennessee (11.25)	32	3-10	.300	1-4	.250	2-2	1.000	0-1-1	1	2	1	0	0	9
STANFORD (12.1)	16	0-1	.000	0-1	.000	3-4	.750	0-0-0	2	3	0	0	0	3
WOFFORD (12.4)														
NEW MEXICO STATE (12.8)														
VILLANOVA (12.15)														
SOUTH DAKOTA (12.18)														
at Arizona State (12.22)														
EASTERN MICHIGAN (12.29)														
OKLAHOMA (1.2)														
at Iowa State (1.5)														
TCU (1.9)														
at Baylor (1.12)														
TEXAS (1.14)														
at West Virginia (1.19)														
IOWA STATE (1.12)														
at Kentucky (1.26)														
at Texas (1.29)														
TEXAS TECH (2.2)														
at Kansas State (2.5)														
OKLAHOMA STATE (2.9)														
at TCU (2.11)														
WEST VIRGINIA (2.16)														
at Texas Tech (2.23)														
KANSAS STATE (2.25)														
at Oklahoma State (3.2)														
at Oklahoma (3.5)														
BAYLOR (3.9)														
TOTAL	115	6-23	.261	2-12	.167	6-8	.750	2-8-10	10	10	2	0	2	20

^ Starter

CAREER YEAR-BY-YEAR STATISTICS (*AT CALIFORNIA)

SEASON	GP	GS	MIN	AVG	FG	FGA	PCT	3FG	3FGA	PCT	FT	FTA	PCT	OFF	DEF	TOT	AVG	PF	FO	AST	TO	BLK	STL	PTS	AVG	
2016-17*	34	34	980	28.8	135	348	.388	45	128	.352	99	131	.756	12	55	67	2.0	87	0	120	99	0	37	414	12.2	
2017-18																										
REDSHIRT SEASON																										
2018-19	6	0	115	19.2	6	23	.261	2	12	.167	6	8	.750	2	8	10	1.7	10	0	10	2	0	2	20	3.3	
TOTAL	40	34	1095	27.4	141	371	.380	47	140	.336	105	139	.755	14	63	77	1.9	97	0	130	101	0	39	434	10.9	



QUENTIN GRIMES

Freshman • Guard • 6-5 • 210 • The Woodlands, Texas • College Park HS

SEASON STATS

PPG	RPG	APG	FG%	3FG%	FT%
7.8	2.5	2.8	35%	41%	62%

LAST GAME VS. STANFORD (12.1.18)

MIN	PTS	REBS	ASTS	BLKS	STLS
16	2	1	0	0	0

A five-star combo guard who did the all-star game circuit following his senior year of high school ... Earned many high school All-American honors and was the state player of the year in Texas ... Ended up ranked No. 8 in the national recruiting rankings ... Has valuable USA Basketball experience, including a gold medal won in 2018 at the FIBA U18 Americas Championship, coached by Bill Self.

CAREER HONORS

- Big 12 Newcomer of the Week (11.12.18)
- Jerry West Shooting Guard of the Year Candidate (1 of 20)
- Preseason Big 12 Freshman of the Year
- Preseason All-Big 12 Honorable Mention

CAREER HIGHS

Points	21	vs. Michigan State (11.6.18)
Field Goals	7	vs. Michigan State (11.6.18)
Field Goal Att.	14	vs. Michigan State (11.6.18)
3PT Field Goals	6	vs. Michigan State (11.6.18)
3PT Field Goal Att.	10	vs. Michigan State (11.6.18)
Free Throws	3	vs. Tennessee (11.23.18)
		vs. Marquette (11.21.18)
Free Throw Att.	6	vs. Tennessee (11.23.18)
Rebounds	4	vs. Tennessee (11.23.18)
		vs. Marquette (11.21.18)
Assists	10	vs. Vermont (11.12.18)
Blocks	-	
Steals	1	3x, last vs. Tennessee (11.23.18)
Minutes	31	vs. Louisiana (11.16.18)
		vs. Vermont (11.12.18)

MISCELLANEOUS

	FRESHMAN/CAREER
Double-Doubles	1
10+ Points	2
20+ Points	1
5+ Rebounds	-
10+ Rebounds	-
3+ Assists	3
3+ 3PT Field Goals	1
2+ Steals	-
2+ Blocks	-
Led Team in Pts.	1
Led Team in Rebs.	-
Led Team in Assists	1
Led Team in Blocks	-
Led Team in Steals	-

2018-19 GAME-BY-GAME

OPPONENT (Date)	MP	FG-A	PCT	3PT-A	PCT	FT-A	PCT	O-D-T	PF	A	TO	BLK	ST	TP
^vs. Michigan State (11.6)	30	7-14	.500	6-10	.600	1-2	.500	0-1-1	3	4	1	0	1	21
^VERMONT (11.12)	31	4-8	.500	2-4	.500	0-0	---	1-2-3	4	10	3	0	0	10
^LOUISIANA (11.16)	31	2-7	.286	1-2	.500	1-1	1.000	1-1-2	2	3	1	0	1	6
^vs. Marquette (11.21)	26	0-3	.000	0-1	.000	3-4	.750	0-4-4	4	0	2	0	0	3
^vs. Tennessee (11.23)	21	1-4	.250	0-2	.000	3-6	.500	0-4-4	0	0	2	0	1	5
^STANFORD (12.1)	16	1-6	.167	0-3	.000	0-0	---	0-1-1	2	0	1	0	0	2
WOFFORD (12.4)														
NEW MEXICO STATE (12.8)														
VILLANOVA (12.15)														
SOUTH DAKOTA (12.18)														
at Arizona State (12.22)														
EASTERN MICHIGAN (12.29)														
OKLAHOMA (1.2)														
at Iowa State (1.5)														
TCU (1.9)														
at Baylor (1.12)														
TEXAS (1.14)														
at West Virginia (1.19)														
IOWA STATE (1.12)														
at Kentucky (1.26)														
at Texas (1.29)														
TEXAS TECH (2.2)														
at Kansas State (2.5)														
OKLAHOMA STATE (2.9)														
at TCU (2.11)														
WEST VIRGINIA (2.16)														
at Texas Tech (2.23)														
KANSAS STATE (2.25)														
at Oklahoma State (3.2)														
at Oklahoma (3.5)														
BAYLOR (3.9)														
TOTAL	155	15-42	.357	9-22	.409	8-13	.615	2-13-15	15	17	10	0	3	47

^ Starter

CAREER YEAR-BY-YEAR STATISTICS

SEASON	GP	GS	MIN	AVG	FG	FGA	PCT	3FG	3FGA	PCT	FT	FTA	PCT	OFF	DEF	TOT	AVG	PF	FO	AST	TO	BLK	STL	PTS	AVG
2018-19	6	6	155	25.8	15	42	.357	9	22	.409	8	13	.615	2	13	15	2.5	15	0	17	10	0	3	47	7.8
TOTAL	6	6	155	25.8	15	42	.357	9	22	.409	8	13	.615	2	13	15	2.5	15	0	17	10	0	3	47	7.8



DEVON DOTSON

(deh-VAWN)

Freshman • Guard • 6-2 • 185 • Charlotte, N.C. • Providence Day School

SEASON STATS

PPG	RPG	APG	FG%	3FG%	FT%
10.7	3.3	2.7	52%	50%	72%

LAST GAME VS. STANFORD (12.1.18)

MIN	PTS	REBS	ASTS	BLKS	STLS
43	10	2	4	0	2

An explosive combo guard who picked up numerous postseason honors and played in all-star games following the 2017-18 season including McDonald's All-America and the Jordan Brand Classic ... Ended ranked No. 20 by Rivals.com, No. 21 by 247Sports.com and No. 24 by ESPN100.

CAREER HONORS

Bob Cousy Point Guard of the Year Award (1 of 20)

CAREER HIGHS

Points	17	vs. Tennessee (11.23.18)
Field Goals	6	vs. Michigan State (11.6.18)
Field Goal Att.	11	vs. Michigan State (11.6.18)
3PT Field Goals	3	vs. Michigan State (11.6.18)
3PT Field Goal Att.	5	vs. Michigan State (11.6.18)
Free Throws	6	vs. Tennessee (11.23.18)
Free Throw Att.	7	vs. Stanford (12.1.18)
		vs. Tennessee (11.23.18)
Rebounds	6	vs. Vermont (11.12.18)
Assists	4	vs. Stanford (12.1.18)
		vs. Marquette (11.21.18)
Blocks	-	
Steals	3	vs. Marquette (11.21.18)
		vs. Michigan State (11.6.18)
Minutes	43	vs. Stanford (12.1.18)

MISCELLANEOUS

	FRESHMAN/CAREER
Double-Doubles	-
10+ Points	4
20+ Points	-
5+ Rebounds	1
10+ Rebounds	-
3+ Assists	4
3+ 3PT Field Goals	1
2+ Steals	4
2+ Blocks	-
Led Team in Pts.	-
Led Team in Rebs.	-
Led Team in Assists	2
Led Team in Blocks	-
Led Team in Steals	3

2018-19 GAME-BY-GAME

OPPONENT (Date)	MP	FG-A	PCT	3PT-A	PCT	FT-A	PCT	O-D-T	PF	A	TO	BLK	ST	TP
^vs. Michigan State (11.6)	34	6-11	.545	3-5	.600	1-2	.500	0-2-2	3	3	4	0	3	16
^VERMONT (11.12)	27	3-5	.600	1-2	.500	0-0	---	2-4-6	1	0	1	0	2	7
^LOUISIANA (11.16)	20	2-6	.333	0-2	.000	0-0	---	0-3-3	2	3	1	0	0	4
^vs. Marquette (11.21)	31	4-7	.571	0-0	---	2-2	1.000	1-2-3	2	4	1	0	3	10
^vs. Tennessee (11.23)	40	5-8	.625	1-1	1.000	6-7	.857	1-3-4	2	2	2	0	0	17
^STANFORD (12.1)	43	3-7	.429	0-0	---	4-7	.571	0-2-2	3	4	0	0	2	10
WOFFORD (12.4)														
NEW MEXICO STATE (12.8)														
VILLANOVA (12.15)														
SOUTH DAKOTA (12.18)														
at Arizona State (12.22)														
EASTERN MICHIGAN (12.29)														
OKLAHOMA (1.2)														
at Iowa State (1.5)														
TCU (1.9)														
at Baylor (1.12)														
TEXAS (1.14)														
at West Virginia (1.19)														
IOWA STATE (1.12)														
at Kentucky (1.26)														
at Texas (1.29)														
TEXAS TECH (2.2)														
at Kansas State (2.5)														
OKLAHOMA STATE (2.9)														
at TCU (2.11)														
WEST VIRGINIA (2.16)														
at Texas Tech (2.23)														
KANSAS STATE (2.25)														
at Oklahoma State (3.2)														
at Oklahoma (3.5)														
BAYLOR (3.9)														
TOTAL	195	23-44	.523	5-10	.500	13-18	.722	4-16-20	13	16	9	0	10	64

^ Starter

CAREER YEAR-BY-YEAR STATISTICS

SEASON	GP	GS	MIN	AVG	FG	FGA	PCT	3FG	3FGA	PCT	FT	FTA	PCT	OFF	DEF	TOT	AVG	PF	FO	AST	TO	BLK	STL	PTS	AVG
2018-19	6	6	195	32.5	23	44	.523	5	10	.500	13	18	.722	4	16	20	3.3	13	0	16	9	0	10	64	10.7
TOTAL	6	6	195	32.5	23	44	.523	5	10	.500	13	18	.722	4	16	20	3.3	13	0	16	9	0	10	64	10.7

CHRIS TEAHAN

Sophomore • Guard • 6-4 • 175 • Leawood, Kan. • Rockhurst HS



SEASON STATS

PPG	RPG	APG	FG%	3FG%	FT%
-	-	-	-	-	-

LAST GAME EXH VS. WASHBURN (11.18)

MIN	PTS	REBS	ASTS	BLKS	STLS
3	1	1	0	0	0

2017-18: Appeared in 10 games, two in conference play and three postseason ... Averaged 2.3 minutes per contest ... Made his second 3-pointer of the season in scoring three points vs. Omaha (12/18) ... Had a season-high four points vs. Toledo (11/28) ... Logged four minutes against South Dakota State (11/17) with three points and three rebounds ... An invited walk-on who was a two-sport athlete at Rockhurst HS in Kansas City, Missouri ... Older brother, Conner, played five seasons at KU and on two Final Four teams.

CAREER HONORS

CAREER HIGHS

Points	4	vs. Toledo (11.28.17)
Field Goals	1	4x, last vs. Omaha (12.18.17)
Field Goal Att.	2	4x, last vs. Oakland (11.21.17)
3PT Field Goals	1	vs. Omaha (12.18.17)
		vs. South Dakota St. (11.17.17)
3PT Field Goal Att.	2	vs. Texas Southern (11.21.17)
		vs. Tennessee St. (11.10.17)
Free Throws	2	vs. Toledo (11.28.17)
Free Throw Att.	2	vs. Toledo (11.28.17)
Rebounds	3	vs. South Dakota St. (11.17.17)
Assists	1	vs. Tennessee St. (11.10.17)
Blocks	--	--
Steals	--	--
Minutes	4	4x, last vs. Omaha (12.18.17)

MISCELLANEOUS

	FR	SO	CAREER
5+ Minutes	-	-	1
4+ Points	1	-	1
3+ Rebounds	1	-	1
3+ Assists	-	-	-
2+ 3PT Field Goals	-	-	-
2+ Steals	-	-	-
2+ Blocks	1	-	1
Led Team in Pts.	-	-	-
Led Team in Rebs.	-	-	-
Led Team in Steals	-	-	-
Led Team in Blocks	-	-	-

2018-19 GAME-BY-GAME

OPPONENT (Date)	MP	FG-A	PCT	3PT-A	PCT	FT-A	PCT	O-D-T	PF	A	TO	BLK	ST	TP
vs. Michigan State (11.6)							DNP							
VERMONT (11.12)							DNP							
LOUISIANA (11.16)							DNP							
vs. Marquette (11.21)							DNP							
vs. Tennessee (11.23)							DNP							
STANFORD (12.1)							DNP							
WOFFORD (12.4)														
NEW MEXICO STATE (12.8)														
VILLANOVA (12.15)														
SOUTH DAKOTA (12.18)														
at Arizona State (12.22)														
EASTERN MICHIGAN (12.29)														
OKLAHOMA (1.2)														
at Iowa State (1.5)														
TCU (1.9)														
at Baylor (1.12)														
TEXAS (1.14)														
at West Virginia (1.19)														
IOWA STATE (1.12)														
at Kentucky (1.26)														
at Texas (1.29)														
TEXAS TECH (2.2)														
at Kansas State (2.5)														
OKLAHOMA STATE (2.9)														
at TCU (2.11)														
WEST VIRGINIA (2.16)														
at Texas Tech (2.23)														
KANSAS STATE (2.25)														
at Oklahoma State (3.2)														
at Oklahoma (3.5)														
BAYLOR (3.9)														
TOTAL														

^ Starter

CAREER YEAR-BY-YEAR STATISTICS

SEASON	GP	GS	MIN	AVG	FG	FGA	PCT	3FG	3FGA	PCT	FT	FTA	PCT	OFF	DEF	TOT	AVG	PF	FO	AST	TO	BLK	STL	PTS	AVG
2017-18	11	0	25	2.3	4	11	.364	2	8	.250	2	2	1.000	2	5	7	0.6	2	0	1	3	0	0	12	1.1
2018-19	0	0	0	0.0	0	0	.000	0	0	.000	0	0	.000	0	0	0	0.0	0	0	0	0	0	0	0	0.0
TOTAL	11	0	25	2.3	4	11	.364	2	8	.250	2	2	1.000	2	5	7	0.6	2	0	1	3	0	0	12	1.1



K.J. LAWSON

RS-Sophomore • Guard • 6-8 • 205 • Memphis, Tenn. • Hamilton HS • Memphis

SEASON STATS

PPG	RPG	APG	FG%	3FG%	FT%
2.8	2.8	0.2	67%	50%	63%

LAST GAME VS. STANFORD (12.1.18)

MIN	PTS	REBS	ASTS	BLKS	STLS
19	8	6	0	0	2

A transfer from Memphis who sat out the 2017-18 season due to NCAA rules ... Played in 42 games while at Memphis with 33 starts, an 11.5 career scoring average and 7.0 career rebound average ... Had nine career double-doubles ... Granted a medical redshirt following the 2015-16 season.

CAREER HONORS

American Athletic Conference Rookie of the Year [2017]
American Athletic Conference All-Rookie Team [2017]

CAREER HIGHS (*AT MEMPHIS)

Points	*28	at Houston (1-19-17)
Rebounds	*19	vs. East Carolina (1-28-17)
Field Goals	*12	at Houston (1-19-17)
Field Goal Att.	*23	vs. East Carolina (1-28-17)
3PT Field Goals	*3	vs. UTRGV (11-14-16)
3PT Attempts	*4	3x, last vs. UCF (1-22-17)
Free Throws	*9	vs. Jackson State (11-30-16)
Free Throw Att.	*11	vs. Tulane (3-2-17)
Assists	*7	vs. McNeese (11-22-16)
Steals	*3	vs. USF (1-14-17)
Blocks	*2	4x, last vs. Tulsa (2-7-17)
Minutes	*43	at Houston (1-19-17)

MISCELLANEOUS (*AT MEMPHIS)

	*FR	*SO	R-SO	CAREER
Double-Doubles	-	9	-	9
10+ Points	4	20	-	24
20+ Points	-	4	-	4
5+ Rebounds	4	26	2	32
10+ Rebounds	-	12	-	12
3+ Assists	1	18	-	19
2+ 3PT Field Goals	-	4	-	4
2+ Steals	1	2	1	4
2+ Blocks	1	3	-	4
Led Team in Pts.	1	6	-	7
Led Team in Rebs.	0	14	-	14
Led Team in Assists	0	5	-	5
Led Team in Steals	0	5	1	6
Led Team in Blocks	0	5	-	5

2018-19 GAME-BY-GAME

OPPONENT (Date)	MP	FG-A	PCT	3PT-A	PCT	FT-A	PCT	O-D-T	PF	A	TO	BLK	ST	TP
vs. Michigan State (11.6)	10	1-1	1.000	1-1	1.000	1-2	.500	1-5-6	3	1	0	0	0	4
VERMONT (11.12)	3	0-0	---	0-0	---	0-0	---	0-0-0	1	0	1	0	0	0
LOUISIANA (11.16)	2	1-1	1.000	0-0	---	0-0	---	0-0-0	0	0	0	0	1	2
vs. Marquette (11.21)	2	0-0	---	0-0	---	0-0	---	0-2-2	0	0	0	0	0	0
vs. Tennessee (11.23)	19	2-4	.500	0-1	.000	4-6	.667	1-5-6	4	0	1	0	2	8
STANFORD (12.1)														
WOFFORD (12.4)														
NEW MEXICO STATE (12.8)														
VILLANOVA (12.15)														
SOUTH DAKOTA (12.18)														
at Arizona State (12.22)														
EASTERN MICHIGAN (12.29)														
OKLAHOMA (1.2)														
at Iowa State (1.5)														
TCU (1.9)														
at Baylor (1.12)														
TEXAS (1.14)														
at West Virginia (1.19)														
IOWA STATE (1.12)														
at Kentucky (1.26)														
at Texas (1.29)														
TEXAS TECH (2.2)														
at Kansas State (2.5)														
OKLAHOMA STATE (2.9)														
at TCU (2.11)														
WEST VIRGINIA (2.16)														
at Texas Tech (2.23)														
KANSAS STATE (2.25)														
at Oklahoma State (3.2)														
at Oklahoma (3.5)														
BAYLOR (3.9)														
TOTAL	36	4-6	.667	1-2	.500	5-8	.625	2-12-14	8	1	2	0	3	14

^ Starter

CAREER YEAR-BY-YEAR STATISTICS (*AT MEMPHIS)

SEASON	GP	GS	MIN	AVG	FG	FGA	PCT	3FG	3FGA	PCT	FT	FTA	PCT	OFF	DEF	TOT	AVG	PF	FO	AST	TO	BLK	STL	PTS	AVG
2015-16*	10	2	197	19.7	26	71	.366	2	9	.222	34	51	.667	10	25	35	3.5	26	1	11	19	6	6	88	8.8
2016-17*	32	31	1078	33.7	145	363	.399	22	67	.328	82	118	.695	73	186	259	8.1	72	1	88	66	13	16	394	12.3
2017-18																									
2018-19	5	0	36	7.2	4	6	.667	1	2	.500	5	8	.625	2	12	14	2.8	8	0	1	2	0	3	14	2.8
TOTAL	47	33	1311	27.9	175	440	.398	25	78	.321	121	177	.684	85	223	308	6.6	106	2	100	87	19	25	496	10.6



GARRETT LUINSTRA (loo-IN-struh)

Freshman • Guard • 6-2 • 155 • Lawrence, Kan. • Lawrence Free State HS

SEASON STATS

PPG	RPG	APG	FG%	3FG%	FT%
-	-	-	-	-	-

LAST GAME EXH VS. WASHBURN (11.18)

MIN	PTS	REBS	ASTS	BLKS	STLS
2	0	1	0	0	0

An invited walk-on ... A combo guard who set his high school's single-season scoring record with 456 points as a senior ... Averaged 19 points his senior year in guiding Free State High School to the 6A state title game and a 19-6 record ... A first-team all-state selection and the Sunflower League Player of the Year his senior season.

CAREER HONORS

CAREER HIGHS

Points
Field Goals
Field Goal Att.
3PT Field Goals
3PT Field Goal Att.
Free Throws
Free Throw Att.
Rebounds
Assists
Blocks
Steals
Minutes

MISCELLANEOUS

FRESHMAN/CAREER

Double-Doubles
10+ Points
20+ Points
5+ Rebounds
10+ Rebounds
3+ Assists
3+ 3PT Field Goals
2+ Steals
2+ Blocks
Led Team in Pts.
Led Team in Rebs.
Led Team in Assists
Led Team in Blocks
Led Team in Steals

2018-19 GAME-BY-GAME

OPPONENT (Date)	MP	FG-A	PCT	3PT-A	PCT	FT-A	PCT	O-D-T	PF	A	TO	BLK	ST	TP
vs. Michigan State (11.6)							DNP							
VERMONT (11.12)							DNP							
LOUISIANA (11.16)							DNP							
vs. Marquette (11.21)							DNP							
vs. Tennessee (11.23)							DNP							
STANFORD (12.1)							DNP							
WOFFORD (12.4)														
NEW MEXICO STATE (12.8)														
VILLANOVA (12.15)														
SOUTH DAKOTA (12.18)														
at Arizona State (12.22)														
EASTERN MICHIGAN (12.29)														
OKLAHOMA (1.2)														
at Iowa State (1.5)														
TCU (1.9)														
at Baylor (1.12)														
TEXAS (1.14)														
at West Virginia (1.19)														
IOWA STATE (1.12)														
at Kentucky (1.26)														
at Texas (1.29)														
TEXAS TECH (2.2)														
at Kansas State (2.5)														
OKLAHOMA STATE (2.9)														
at TCU (2.11)														
WEST VIRGINIA (2.16)														
at Texas Tech (2.23)														
KANSAS STATE (2.25)														
at Oklahoma State (3.2)														
at Oklahoma (3.5)														
BAYLOR (3.9)														
TOTAL														

^ Starter

CAREER YEAR-BY-YEAR STATISTICS

SEASON	GP	GS	MIN	AVG	FG	FGA	PCT	3FG	3FGA	PCT	FT	FTA	PCT	OFF	DEF	TOT	AVG	PF	FO	AST	TO	BLK	STL	PTS	AVG
2018-19	0	0	0	0.0	0	0	.000	0	0	.000	0	0	.000	0	0	0	0.0	0	0	0	0	0	0	0	0.0
TOTAL	0	0	0	0.0	0	0	.000	0	0	.000	0	0	.000	0	0	0	0.0	0	0	0	0	0	0	0	0.0

SILVIO DE SOUSA

(deh-SOE-suh)

Freshman • Forward • 6-9 • 245 • Luanda, Angola • IMG Academy (Fla.)

LAST SEASON STATS

PPG	RPG	BPG	FG%	3FG%	FT%
4.0	3.7	0.2	68%	-	71%

LAST GAME VS. VILLANOVA (3.31.18)

MIN	PTS	REBS	ASTS	BLKS	STLS
10	7	7	0	0	0

2017-18: Averaged 4.8 points and 5.4 rebounds in the 2018 NCAA Tournament ... Tied season high with 26 minutes vs. Duke (3/25) with 10 rebounds and scoring four points ... Averaged 20.0 minutes, 10.0 ppg and 9.7 rpg in the Big 12 Championship ... Posted his first double-double (16 points, 10 rebounds) vs. West Virginia (3/10) in the Big 12 title game ... Pulled down six or more rebounds seven times, including his last three games in the NCAA Tournament ... Joined the team following graduation from IMG Academy in Bradenton, Florida, following the fall 2017 semester.

22

CAREER HONORS

CAREER HIGHS

Points	16	vs. West Virginia (3.10.18)
Field Goals	8	vs. West Virginia (3.10.18)
Field Goal Att.	8	vs. West Virginia (3.10.18)
3PT Field Goals	--	--
3PT Field Goal Att.	--	--
Free Throws	4	vs. Oklahoma (2.19.18)
Free Throw Att.	4	vs. Villanova (3.31.18)
		vs. Clemson (3.23.18)
		vs. Oklahoma (2.19.18)
Rebounds	11	vs. Kansas State (3.9.18)
Assists	1	4x, last vs. Duke (3.25.18)
Blocks	1	vs. Duke (3.25.18)
		vs. Clemson (3.23.18)
		vs. Texas A&M (1.27.18)
Steals	1	vs. West Virginia (3.10.18)
Minutes	26	vs. Duke (3.25.18)
		vs. West Virginia (3.10.18)

MISCELLANEOUS

	FR	SO	CAREER
Double-Doubles	1		1
10+ Points	2		2
20+ Points	--		--
5+ Rebounds	7		7
10+ Rebounds	3		3
3+ Assists	--		--
2+ Steals	--		--
2+ Blocks	--		--
Led Team in Pts.	--		--
Led Team in Rebs.	4		4
Led Team in Assists	--		--
Led Team in Steals	--		--
Led Team in Blocks	1		1

2018-19 GAME-BY-GAME

OPPONENT (Date)	MP	FG-A	PCT	3PT-A	PCT	FT-A	PCT	O-D-T	PF	A	TO	BLK	ST	TP
vs. Michigan State (11.6)														
VERMONT (11.12)														
LOUISIANA (11.16)														
vs. Marquette (11.21)														
vs. Tennessee (11.23)														
STANFORD (12.1)														
WOFFORD (12.4)														
NEW MEXICO STATE (12.8)														
VILLANOVA (12.15)														
SOUTH DAKOTA (12.18)														
at Arizona State (12.22)														
EASTERN MICHIGAN (12.29)														
OKLAHOMA (1.2)														
at Iowa State (1.5)														
TCU (1.9)														
at Baylor (1.12)														
TEXAS (1.14)														
at West Virginia (1.19)														
IOWA STATE (1.12)														
at Kentucky (1.26)														
at Texas (1.29)														
TEXAS TECH (2.2)														
at Kansas State (2.5)														
OKLAHOMA STATE (2.9)														
at TCU (2.11)														
WEST VIRGINIA (2.16)														
at Texas Tech (2.23)														
KANSAS STATE (2.25)														
at Oklahoma State (3.2)														
at Oklahoma (3.5)														
BAYLOR (3.9)														
TOTAL														

^ Starter

CAREER YEAR-BY-YEAR STATISTICS

SEASON	GP	GS	MIN	AVG	FG	FGA	PCT	3FG	3FGA	PCT	FT	FTA	PCT	OFF	DEF	TOT	AVG	PF	FO	AST	TO	BLK	STL	PTS	AVG
2017-18	20	0	175	8.8	32	47	.681	0	0	.000	15	21	.714	33	41	74	3.7	33	0	4	18	3	1	79	4.0
2018-19	0	0	0	0.0	0	0	.000	0	0	.000	0	0	.000	0	0	0	0.0	0	0	0	0	0	0	0	0.0
TOTAL	20	0	175	8.8	32	47	.681	0	0	.000	15	21	.714	33	41	74	3.7	33	0	4	18	3	1	79	4.0

LAGERALD VICK

Senior • Guard • 6-5 • 190 • Memphis, Tenn. • Douglass HS

SEASON STATS

PPG	RPG	APG	FG%	3FG%	FT%
19.6	3.8	2.0	57%	58%	71%

LAST GAME VS. STANFORD (12.1.18)

MIN	PTS	REBS	ASTS	BLKS	STLS
43	15	2	4	0	1

Lone senior on the Kansas roster ... Made 13 3-pointers in his last six games in 2017-18 ... All-Big 12 Honorable Mention ... Had six 20-point efforts ... Recorded 12 games of six-plus rebounds in 2017-18 including eight boards vs. Clemson (3/23) ... Averaged 7.4 ppg and shot 37 percent from beyond the arc in 2016-17.



CAREER HONORS

- NIT Season Tip-Off All-Tournament Team
- Big 12 Player of the Week (11.19.18)
- All-Big 12 Honorable Mention [2017-18]
- Academic All-Big 12 Rookie Team [2015-16]

CAREER HIGHS

Points	33	vs. Louisiana (11.16.18)
Field Goals	12	vs. Vermont (11.12.18)
	12	vs. Washington (12.6.17)
Field Goal Att.	23	vs. Washington (12.6.17)
3PT Field Goals	8	vs. Vermont (11.12.18)
3PT Field Goal Att.	12	vs. Louisiana (11.16.18)
Free Throws	4	6x, last vs. Louisiana (11.16.18)
Free Throw Att.	6	vs. West Virginia (2.17.18)
		vs. Washington (12.6.17)
Rebounds	11	vs. Texas Southern (11.21.17)
Assists	7	vs. Washington (12.6.17)
		vs. Syracuse (12.2.17)
		vs. Texas Southern (11.21.17)
Blocks	3	vs. Oakland (11.24.17)
Steals	3	4x, last vs. Michigan St. (11.6.18)
Minutes	43	vs. Tennessee (11.23.18)

MISCELLANEOUS

	FR	SO	JR	SR	CAREER
Double-Doubles	0	0	1	-	1
10+ Points	0	7	24	4	35
20+ Points	0	1	6	2	9
30+ Points	0	0	0	2	2
5+ Rebounds	1	12	21	1	29
10+ Rebounds	0	0	1	-	1
3+ Assists	0	2	12	2	16
2+ 3PT Field Goals	0	7	17	4	28
2+ Steals	0	6	10	2	18
2+ Blocks	0	2	2	-	4
Led Team in Pts.	0	1	3	2	6
Led Team in Rebs.	0	1	4	1	6
Led Team in Assists	0	0	3	-	3
Led Team in Steals	0	5	6	2	13
Led Team in Blocks	0	6	6	-	12

2018-19 GAME-BY-GAME

OPPONENT (Date)	MP	FG-A	PCT	3PT-A	PCT	FT-A	PCT	O-D-T	PF	A	TO	BLK	ST	TP
^vs. Michigan State (11.6)	32	1-7	.143	0-4	.000	0-0	---	0-3-3	2	3	2	0	3	2
^VERMONT (11.12)	33	12-14	.857	8-8	1.000	0-0	---	1-2-3	2	1	2	0	1	32
^LOUISIANA (11.16)	40	11-18	.611	7-12	.583	4-5	.800	2-7-9	0	2	3	0	2	33
^vs. Marquette (11.21)	36	6-12	.500	3-5	.600	1-2	.500	0-2-2	2	0	2	0	1	16
^vs. Tennessee (11.23)	43	6-12	.500	3-7	.429	0-0	---	1-1-2	2	4	2	0	1	15
^STANFORD (12.1)														
WOFFORD (12.4)														
NEW MEXICO STATE (12.8)														
VILLANOVA (12.15)														
SOUTH DAKOTA (12.18)														
at Arizona State (12.22)														
EASTERN MICHIGAN (12.29)														
OKLAHOMA (1.2)														
at Iowa State (1.5)														
TCU (1.9)														
at Baylor (1.12)														
TEXAS (1.14)														
at West Virginia (1.19)														
IOWA STATE (1.12)														
at Kentucky (1.26)														
at Texas (1.29)														
TEXAS TECH (2.2)														
at Kansas State (2.5)														
OKLAHOMA STATE (2.9)														
at TCU (2.11)														
WEST VIRGINIA (2.16)														
at Texas Tech (2.23)														
KANSAS STATE (2.25)														
at Oklahoma State (3.2)														
at Oklahoma (3.5)														
BAYLOR (3.9)														
TOTAL	184	36-63	.571	21-36	.583	5-7	.714	4-15-19	8	10	11	0	8	98

^ Starter

CAREER YEAR-BY-YEAR STATISTICS

SEASON	GP	GS	MIN	AVG	FG	FGA	PCT	3FG	3FGA	PCT	FT	FTA	PCT	OFF	DEF	TOT	AVG	PF	FO	AST	TO	BLK	STL	PTS	AVG
2015-16	19	0	91	4.8	14	25	.560	8	17	.471	3	6	.500	1	4	5	0.3	6	0	8	6	1	3	39	2.1
2016-17	36	6	878	24.4	97	219	.443	34	92	.370	38	46	.826	36	91	127	3.5	58	1	34	40	15	21	266	7.4
2017-18	39	35	1289	33.1	187	383	.488	59	158	.373	37	55	.673	37	150	187	4.8	74	0	83	64	13	34	470	12.1
2018-19	5	5	184	36.8	36	63	.571	21	36	.583	5	7	.714	4	15	19	3.8	8	0	10	11	0	8	98	19.6
TOTAL	99	46	2442	24.7	334	690	.484	122	303	.403	83	114	.728	78	260	338	3.4	146	1	135	121	29	66	873	8.8



OCHAI AGBAJI

(OH-chie uh-BAH-gee)

Freshman • Guard • 6-5 • 210 • Kansas City, Mo. • Oak Park HS

SEASON STATS

PPG	RPG	APG	FG%	3FG%	FT%
-	-	-	-	-	-

LAST GAME EXH VS. WASHBURN (11.18)

MIN	PTS	REBS	ASTS	BLKS	STLS
11	6	3	0	1	0

Was declared a redshirt for 2018-19 on Nov. 5 ... A Kansas City product who is very athletic and has a great shooting touch ... Verbally committed to Kansas in February 2018 ... Bill Self compares Agbaji to Kansas City Jayhawk Travis Releford who played in 138 career games and was a two-year starter while at KU.

CAREER HONORS

CAREER HIGHS

Points	
Field Goals	
Field Goal Att.	
3PT Field Goals	
3PT Field Goal Att.	
Free Throws	
Free Throw Att.	
Rebounds	
Assists	
Blocks	
Steals	
Minutes	

MISCELLANEOUS

FRESHMAN/CAREER

Double-Doubles	
10+ Points	
20+ Points	
5+ Rebounds	
10+ Rebounds	
3+ Assists	
3+ 3PT Field Goals	
2+ Steals	
2+ Blocks	
Led Team in Pts.	
Led Team in Rebs.	
Led Team in Assists	
Led Team in Blocks	
Led Team in Steals	

2018-19 GAME-BY-GAME

OPPONENT (Date)	MP	FG-A	PCT	3PT-A	PCT	FT-A	PCT	O-D-T	PF	A	TO	BLK	ST	TP
[^] EMPORIA STATE (Exh. 10.26)	12	3-3	1.000	2-2	1.000	0-0	.000	1-3-4	1	0	0	0	0	8
WASHBURN (Exh. 11.1)	11	2-2	1.000	1-1	1.000	1-2	.500	1-2-3	2	0	2	1	0	6
vs. Michigan State (11.6)														
VERMONT (11.12)														
LOUISIANA (11.16)														
vs. Marquette (11.21)														
vs. Tennessee (11.23)														
STANFORD (12.1)														
WOFFORD (12.4)														
NEW MEXICO STATE (12.8)														
VILLANOVA (12.15)														
SOUTH DAKOTA (12.18)														
at Arizona State (12.22)														
EASTERN MICHIGAN (12.29)														
OKLAHOMA (1.2)														
at Iowa State (1.5)														
TCU (1.9)														
at Baylor (1.12)														
TEXAS (1.14)														
at West Virginia (1.19)														
IOWA STATE (1.12)														
at Kentucky (1.26)														
at Texas (1.29)														
TEXAS TECH (2.2)														
at Kansas State (2.5)														
OKLAHOMA STATE (2.9)														
at TCU (2.11)														
WEST VIRGINIA (2.16)														
at Texas Tech (2.23)														
KANSAS STATE (2.25)														
at Oklahoma State (3.2)														
at Oklahoma (3.5)														
BAYLOR (3.9)														

TOTAL

^ Starter

CAREER YEAR-BY-YEAR STATISTICS

SEASON	GP	GS	MIN	AVG	FG	FGA	PCT	3FG	3FGA	PCT	FT	FTA	PCT	OFF	DEF	TOT	AVG	PF	FO	AST	TO	BLK	STL	PTS	AVG
2018-19	0	0	0	0.0	0	0	.000	0	0	.000	0	0	.000	0	0	0	0.0	0	0	0	0	0	0	0	0.0
TOTAL	0	0	0	0.0	0	0	.000	0	0	.000	0	0	.000	0	0	0	0.0	0	0	0	0	0	0	0	0.0



DAVID McCORMACK

Freshman • Forward • 6-10 • 265 • Norfolk, Va. • Oak Hill Academy

SEASON STATS

PPG	RPG	BPG	FG%	3FG%	FT%
1.4	2.2	0.2	43%	-	25%

LAST GAME VS. STANFORD (12.1.18)

MIN	PTS	REBS	ASTS	BLKS	STLS
1	0	1	0	0	0

A 2018 McDonald's All-American who also represented the USA at the Nike Hoop Summit ... A big body who showed a lot of discipline in losing more than 50 pounds during high school ... Can play both power forward and center and can open up the middle with his outside shooting.

CAREER HONORS

CAREER HIGHS

Points	3	vs. Michigan State (11.6.18)
Field Goals	1	vs. Marquette (11.21.18) vs. Louisiana (11.16.18) vs. Michigan State (11.6.18)
Field Goal Att.	4	vs. Louisiana (11.16.18)
3PT Field Goals	-	
3PT Field Goal Att.	-	
Free Throws	1	vs. Michigan State (11.6.18)
Free Throw Att.	4	vs. Michigan State (11.6.18)
Rebounds	6	vs. Louisiana (11.16.18)
Assists	1	vs. Michigan State (11.6.18)
Blocks	1	vs. Louisiana (11.16.18)
Steals	-	
Minutes	10	vs. Louisiana (11.16.18)

MISCELLANEOUS

FRESHMAN/CAREER

Double-Doubles	-
10+ Points	-
20+ Points	-
5+ Rebounds	1
10+ Rebounds	-
3+ Assists	-
3+ 3PT Field Goals	-
2+ Steals	-
2+ Blocks	-
Led Team in Pts.	-
Led Team in Rebs.	-
Led Team in Assists	-
Led Team in Blocks	-
Led Team in Steals	-

2018-19 GAME-BY-GAME

OPPONENT (Date)	MP	FG-A	PCT	3PT-A	PCT	FT-A	PCT	O-D-T	PF	A	TO	BLK	ST	TP
vs. Michigan State (11.6)	5	1-2	.500	0-0	---	1-4	.250	1-2-3	1	1	0	0	0	3
VERMONT (11.12)								DNP						
LOUISIANA (11.16)	10	1-4	.250	0-0	---	0-0	---	4-2-6	0	0	0	1	0	2
vs. Marquette (11.21)	2	1-1	1.000	0-0	---	0-0	---	0-0-0	0	0	0	0	0	2
vs. Tennessee (11.23)	4	0-0	---	0-0	---	0-0	---	0-1-1	1	0	2	0	0	0
STANFORD (12.1)	1	0-0	----	0-0	---	0-0	---	0-1-1	0	0	0	0	0	0
WOFFORD (12.4)														
NEW MEXICO STATE (12.8)														
VILLANOVA (12.15)														
SOUTH DAKOTA (12.18)														
at Arizona State (12.22)														
EASTERN MICHIGAN (12.29)														
OKLAHOMA (1.2)														
at Iowa State (1.5)														
TCU (1.9)														
at Baylor (1.12)														
TEXAS (1.14)														
at West Virginia (1.19)														
IOWA STATE (1.12)														
at Kentucky (1.26)														
at Texas (1.29)														
TEXAS TECH (2.2)														
at Kansas State (2.5)														
OKLAHOMA STATE (2.9)														
at TCU (2.11)														
WEST VIRGINIA (2.16)														
at Texas Tech (2.23)														
KANSAS STATE (2.25)														
at Oklahoma State (3.2)														
at Oklahoma (3.5)														
BAYLOR (3.9)														
TOTAL	22	3-7	.429	0-0	---	1-4	.250	5-6-11	2	1	2	1	0	7

^ Starter

CAREER YEAR-BY-YEAR STATISTICS

SEASON	GP	GS	MIN	AVG	FG	FGA	PCT	3FG	3FGA	PCT	FT	FTA	PCT	OFF	DEF	TOT	AVG	PF	FO	AST	TO	BLK	STL	PTS	AVG
2018-19	5	0	22	4.4	3	7	.429	0	0	.000	1	4	.250	5	6	11	2.2	2	0	1	2	1	0	7	1.4
TOTAL	5	0	22	4.4	3	7	.429	0	0	.000	1	4	.250	5	6	11	2.2	2	0	1	2	1	0	7	1.4



UDOKA AZUBUIKE

(you-DOE-kuh az-uh-BOO-kee)

Junior • Center • 7-0 • 270 • Delta, Nigeria • Potter's House Christian Academy

SEASON STATS

PPG	RPG	BPG	FG%	3FG%	FT%
15.0	6.5	1.7	70%	-	32%

LAST GAME VS. STANFORD (12.1.18)

MIN	PTS	REBS	ASTS	BLKS	STLS
28	18	9	1	0	1

Led NCAA Division I in field goal percentage at 77.0, which ranks second best for a season in NCAA history ... Posted his sixth double-double of the season with 14 points and 11 rebounds vs. Clemson (3/23) ... Had 11 games with nine or more rebounds ... Ranked seventh in the Big 12 in rebound average (7.0) and sixth in blocked shots (1.7) ... Posted seven 20-point games season in 2017-18 ... Played in 11 games with six starts as a freshman in 2016-17 before a season-ending wrist injury.

CAREER HONORS

Kareem Abdul-Jabbar Center of the Year Award Candidate (1 of 20)

Preseason All-Big 12 Honorable Mention

All-Big 12 Third Team [2017-18]

Academic All-Big 12 Second Team [2017-18]

CAREER HIGHS

Points	26	at Nebraska (12.16.17)
Field Goals	13	at Nebraska (12.16.17)
Field Goal Att.	17	vs. Vermont (11.12.18)
	17	at Nebraska (12.16.17)
3PT Field Goals	-	-
3PT Field Goal Att.	-	-
Free Throws	7	vs. West Virginia (2.17.18)
Free Throw Att.	11	vs. Baylor (1.20.18)
Rebounds	13	at Texas (12.29.17)
Assists	2	4x, last vs. Marquette (11.21.18)
Blocks	5	vs. Texas (2.26.18)
		vs. Kansas State (1.13.18)
Steals	3	vs. Oklahoma (2.19.18)
Minutes	34	3x, last vs. Vermont (11.12.18)

MISCELLANEOUS

	FR	SO	JR	CAREER
Double-Doubles	1	6	1	8
10+ Points	1	25	4	29
20+ Points	0	7	1	8
5+ Rebounds	4	30	3	37
10+ Rebounds	1	6	1	8
3+ Assists	0	0	-	0
2+ Steals	0	4	-	4
2+ Blocks	5	19	2	26
Led Team in Pts.	0	7	-	7
Led Team in Rebs.	3	20	1	24
Led Team in Assists	0	0	-	0
Led Team in Steals	0	1	-	1
Led Team in Blocks	6	22	4	32

2018-19 GAME-BY-GAME

OPPONENT (Date)	MP	FG-A	PCT	3PT-A	PCT	FT-A	PCT	O-D-T	PF	A	TO	BLK	ST	TP
^vs. Michigan State (11.6)	20	7-10	.700	0-0	---	3-7	.429	2-1-3	4	1	2	4	1	17
^VERMONT (11.12)	34	10-17	.588	0-0	---	3-6	.500	1-10-11	2	0	3	1	0	23
^LOUISIANA (11.16)	23	8-10	.800	0-0	---	1-4	.250	4-4-8	3	1	2	4	0	17
^vs. Marquette (11.21)	15	3-5	.600	0-0	---	0-3	.000	1-3-4	4	2	2	0	0	6
^vs. Tennessee (11.23)	17	4-6	.667	0-0	---	1-2	.500	1-3-4	5	0	4	1	1	9
^STANFORD (12.1)	28	9-11	.818	0-0	---	0-3	.000	3-6-9	4	1	2	0	1	18
WOFFORD (12.4)														
NEW MEXICO STATE (12.8)														
VILLANOVA (12.15)														
SOUTH DAKOTA (12.18)														
at Arizona State (12.22)														
EASTERN MICHIGAN (12.29)														
OKLAHOMA (1.2)														
at Iowa State (1.5)														
TCU (1.9)														
at Baylor (1.12)														
TEXAS (1.14)														
at West Virginia (1.19)														
IOWA STATE (1.12)														
at Kentucky (1.26)														
at Texas (1.29)														
TEXAS TECH (2.2)														
at Kansas State (2.5)														
OKLAHOMA STATE (2.9)														
at TCU (2.11)														
WEST VIRGINIA (2.16)														
at Texas Tech (2.23)														
KANSAS STATE (2.25)														
at Oklahoma State (3.2)														
at Oklahoma (3.5)														
BAYLOR (3.9)														
TOTAL	137	41-59	.695	0-0	---	8-25	.320	12-27-39	22	5	15	10	3	90

^ Starter

CAREER YEAR-BY-YEAR STATISTICS

SEASON	GP	GS	MIN	AVG	FG	FGA	PCT	3FG	3FGA	PCT	FT	FTA	PCT	OFF	DEF	TOT	AVG	PF	FO	AST	TO	BLK	STL	PTS	AVG
2016-17	11	6	142	12.9	22	35	.629	0	0	.000	11	29	.379	13	35	48	4.4	31	0	2	15	18	2	55	5.0
2017-18	36	34	848	23.6	211	274	.770	0	0	.000	45	109	.413	87	165	252	7.0	108	4	24	63	60	20	467	13.0
2018-19	6	6	137	22.8	41	59	.695	0	0	.000	8	25	.320	12	27	39	6.5	22	1	5	15	10	3	90	15.0
TOTAL	53	46	1127	21.3	274	368	.745	0	0	.000	64	163	.393	112	227	339	6.4	161	5	31	93	88	25	612	11.5



MITCH LIGHTFOOT

Junior • Forward • 6-8 • 225 • Gilbert, Arizona • Gilbert Christian HS

SEASON STATS

PPG	RPG	BPG	FG%	3FG%	FT%
1.3	1.3	0.7	60%	0%	67%

LAST GAME VS. STANFORD (12.1.18)

MIN	PTS	REBS	ASTS	BLKS	STLS
5	0	1	0	0	0

Started seven games in 2017-18 ... Pulled down a career-high 11 rebounds vs. Penn (3/18) with nine points ... Went 22-for-31 (71.0 percent) in his last 11 games ... Finished second on the team with 54 blocked shots ... Ranked eighth in the Big 12 with 1.5 blocked shots per game ... Led Kansas with 16 charges drawn ... Was born in Kansas City and moved to Arizona as a youth ... Played in 26 games as a freshman.

CAREER HONORS

CAREER HIGHS

Points	11	vs. Oakland (11.24.17)
Field Goals	4	4x, last vs. Kansas State (3.9.18)
Field Goal Att.	7	at West Virginia (1.15.18)
		vs. Texas Southern (11.21.17)
3PT Field Goals	2	vs. Tennessee St. (11.10.17)
3PT Field Goal Att.	3	vs. Texas Southern (11.21.17)
Free Throws	4	at Nebraska (12.16.17)
		vs. Oakland (11.24.17)
Free Throw Att.	4	vs. Penn (3.15.18)
		at Nebraska (12.16.17)
		vs. Oakland (11.24.17)
Rebounds	11	vs. Penn (3.15.18)
Assists	2	at Baylor (2.10.18)
Blocks	6	at TCU (1.6.18)
Steals	2	at Iowa State (2.13.18)
Minutes	27	vs. Penn (3.15.18)

MISCELLANEOUS

	FR	SO	JR	CAREER
Double-Doubles	0	0	-	0
10+ Points	0	2	-	2
20+ Points	0	0	-	0
5+ Rebounds	1	10	-	11
10+ Rebounds	0	1	-	1
2+ Assists	0	1	-	1
2+ 3PT Field Goals	0	1	-	1
2+ Steals	0	1	-	1
2+ Blocks	3	13	-	16
Led Team in Pts.	0	0	-	0
Led Team in Rebs.	0	2	-	2
Led Team in Assists	0	0	-	0
Led Team in Steals	0	1	-	1
Led Team in Blocks	6	19	2	27

2018-19 GAME-BY-GAME

OPPONENT (Date)	MP	FG-A	PCT	3PT-A	PCT	FT-A	PCT	O-D-T	PF	A	TO	BLK	ST	TP
vs. Michigan State (11.6)	6	2-2	1.000	0-0	---	0-0	---	1-0-1	3	0	0	1	0	4
VERMONT (11.12)	6	0-1	.000	0-1	.000	1-2	.500	0-1-1	1	1	0	1	0	1
LOUISIANA (11.16)	2	0-0	---	0-0	---	0-0	---	0-0-0	1	0	1	0	0	0
vs. Marquette (11.21)	13	1-1	1.000	0-0	---	1-1	1.000	1-1-2	0	1	0	1	0	3
vs. Tennessee (11.23)	8	0-0	---	0-0	---	0-0	---	0-3-3	0	0	0	1	0	0
STANFORD (12.1)	5	0-1	.000	0-0	---	0-0	---	1-0-1	0	0	0	0	0	0
WOFFORD (12.4)														
NEW MEXICO STATE (12.8)														
VILLANOVA (12.15)														
SOUTH DAKOTA (12.18)														
at Arizona State (12.22)														
EASTERN MICHIGAN (12.29)														
OKLAHOMA (1.2)														
at Iowa State (1.5)														
TCU (1.9)														
at Baylor (1.12)														
TEXAS (1.14)														
at West Virginia (1.19)														
IOWA STATE (1.12)														
at Kentucky (1.26)														
at Texas (1.29)														
TEXAS TECH (2.2)														
at Kansas State (2.5)														
OKLAHOMA STATE (2.9)														
at TCU (2.11)														
WEST VIRGINIA (2.16)														
at Texas Tech (2.23)														
KANSAS STATE (2.25)														
at Oklahoma State (3.2)														
at Oklahoma (3.5)														
BAYLOR (3.9)														
TOTAL	40	3-5	.600	0-1	.000	2-3	.667	3-5-8	5	2	1	4	0	8

^ Starter

CAREER YEAR-BY-YEAR STATISTICS

SEASON	GP	GS	MIN	AVG	FG	FGA	PCT	3FG	3FGA	PCT	FT	FTA	PCT	OFF	DEF	TOT	AVG	PF	FO	AST	TO	BLK	STL	PTS	AVG
2016-17	26	0	102	3.9	10	18	.556	2	3	.667	2	12	.167	9	16	25	1.0	17	0	1	7	11	2	24	0.9
2017-18	38	7	531	14.0	60	105	.571	6	17	.353	18	25	.720	48	68	116	3.1	83	3	10	29	54	10	144	3.8
2018-19	6	0	40	6.7	3	5	.600	0	1	.000	2	3	.667	3	5	8	1.3	5	0	2	1	4	0	8	1.3
TOTAL	70	7	673	9.6	73	128	.570	8	21	.381	22	40	.550	60	89	149	2.1	105	3	13	37	69	12	176	2.5

GAME-BY-GAME COMPARISONS

Opponent	1st	2nd	Score	Mar	Total FG	FG Pct	3-Pointers	3FG Pct	Free Throws	FT Pct	Rebounds	Mar	Assist	TOver	Block	Steal	Fouls
vs. Michigan State (11/6)	50/36	42/51	92-87	+5	31-69/26-59	.449/.441	10-23/12-23	.435/.522	20-33/23-35	.606/.657	42/40	+2	21/19	11/18	7/7	10/5	28/25
VERMONT (11/12)	40/36	44/32	84-68	+16	33-63/23-56	.524/.411	12-19/9-26	.632/.346	6-10/13-17	.600/.765	38/28	+10	19/11	13/12	2/2	7/3	18/13
LOUISIANA (11/16)	44/41	45/35	89-76	+13	32-65/27-63	.492/.429	8-22/12-36	.364/.333	17-26/10-12	.654/.833	45/32	+13	20/16	16/15	5/0	6/10	14/20
vs. Marquette (11/21)	38/47	39/21	77-68	+9	28-58/25-60	.483/.417	5-10/14-31	.500/.452	16-24/4-5	.667/.800	38/31	+7	10/17	8/13	5/7	6/2	15/22
vs. Tennessee (11/23)	31/33	38/36	87-81	+6	30-60/31-75	.500/.413	5-17/7-27	.294/.259	22-34/12-17	.647/.706	43/40	+3	13/19	16/14	2/4	6/5	18/25
STANFORD (12/1)	29/35	46/40	90-84	+6	32-64/28-63	.500/.444	7-16/12-34	.438/.353	19-27/16-19	.704/.842	37/36	+1	12/13	11/18	0/6	10/3	20/22
WOFFORD (12/4)																	
NEW MEXICO ST. (12/8)																	
VILLANOVA (12/15)																	
SOUTH DAKOTA (12/18)																	
at Arizona State (12/22)																	
Eastern Michigan (12/29)																	
OKLAHOMA (1/2)																	
at Iowa State (1/5)																	
TCU (1/9)																	
at Baylor (1/12)																	
TEXAS (1/14)																	
at West Virginia (1/19)																	
IOWA STATE (1/21)																	
at Kentucky (1/26)																	
at Texas (1/29)																	
TEXAS TECH (2/2)																	
at Kansas State (2/5)																	
OKLAHOMA STATE (2/9)																	
at TCU (2/11)																	
WEST VIRGINIA (2/16)																	
at Texas Tech (2/23)																	
KANSAS STATE (2/25)																	
at Oklahoma State (3/2)																	
at Oklahoma (3/5)																	
BAYLOR (3/9)																	

Note: Game totals are displayed in the format KANSAS/OPPONENT for each category

SPECIALTY SCORING STATS

Opponent	PAINT			OFF TURNOVERS			2ND CHANCE			FAST BREAK			BENCH		
	KU	OPP	MARGIN	KU	OPP	MARGIN	KU	OPP	MARGIN	KU	OPP	MARGIN	KU	OPP	MARGIN
vs. Michigan State (11/6)	40	24	+16	20	11	+9	12	11	+1	24	26	-2	16	18	-2
VERMONT (11/12)	32	16	+16	18	9	+9	16	5	+11	11	5	+6	12	11	+1
LOUISIANA (11/16)	44	24	+20	17	23	-6	20	4	+16	7	23	-16	10	7	-3
vs. Marquette (11/21)	40	16	+24	15	5	+10	11	6	+5	8	0	+8	16	10	+6
vs. Tennessee (11/23)	48	40	+8	14	16	-2	11	9	+2	12	0	+12	17	12	+5
STANFORD (12/1)	46	32	+14	22	9	+13	20	9	+11	5	2	+3	9	14	-5
WOFFORD (12/4)															
NEW MEXICO ST. (12/8)															
VILLANOVA (12/15)															
SOUTH DAKOTA (12/18)															
at Arizona State (12/22)															
Eastern Michigan (12/29)															
OKLAHOMA (1/2)															
at Iowa State (1/5)															
TCU (1/9)															
at Baylor (1/12)															
TEXAS (1/14)															
at West Virginia (1/19)															
IOWA STATE (1/21)															
at Kentucky (1/26)															
at Texas (1/29)															
TEXAS TECH (2/2)															
at Kansas State (2/5)															
OKLAHOMA STATE (2/9)															
at TCU (2/11)															
WEST VIRGINIA (2/16)															
at Texas Tech (2/23)															
KANSAS STATE (2/25)															
at Oklahoma State (3/2)															
at Oklahoma (3/5)															
BAYLOR (3/9)															
AVG/GM	41.7	25.3	+16.3	17.7	12.2	+5.5	15.0	7.3	+7.7	11.2	9.3	+1.8	13.3	12.0	+0.3

INDIVIDUAL LEADERS GAME-BY-GAME

OPPONENT	SCORE	W/L	POINTS	REBOUNDS	ASSISTS	STEALS	BLOCKS
vs. Michigan State (11/6)	92-87	W	21-Quentin Grimes	14-Dedric Lawson	6-Dedric Lawson	3-Lagerald Vick Devon Dotson	4-Udoka Azubuike
VERMONT (11/12)	84-68	W	32-Lagerald Vick	11-Udoka Azubuike	10-Quentin Grimes	2-Devon Dotson Marcus Garrett	1-Mitch Lightfoot Udoka Azubuike
LOUISIANA (11/16)	89-76	W	33-Lagerald Vick	9-Lagerald Vick	5-Marcus Garrett	2-Lagerald Vick	4-Udoka Azubuike
vs. Marquette (11/21)	77-68	W	26-Dedric Lawson	12-Dedric Lawson	4-Devon Dotson	3-Devon Dotson	2-Marcus Garrett Dedric Lawson
vs. Tennessee (11/23)	87-81	WOT	24-Dedric Lawson	13-Dedric Lawson	5-Dedric Lawson	2-K.J. Lawson	1-Mitch Lightfoot Udoka Azubuike
STANFORD (12/1)	90-84	WOT	27-Lagerald Vick	15-Dedric Lawson	4-Devon Dotson	4-Marcus Garrett	-
WOFFORD (12/4)							
NEW MEXICO STATE (12/8)							
VILLANOVA (12/15)							
SOUTH DAKOTA (12/18)							
at Arizona State (12/22)							
EASTERN MICHIGAN (12/29)							
OKLAHOMA (1/2)							
at Iowa State (1/5)							
TCU (1/9)							
at Baylor (1/12)							
TEXAS (1/14)							
at West Virginia (1/19)							
IOWA STATE (1/21)							
at Kentucky (1/26)							
at Texas (1/29)							
TEXAS TECH (2/2)							
at Kansas State (2/5)							
OKLAHOMA STATE (2/9)							
at TCU (2/11)							
WEST VIRGINIA (2/16)							
at Texas Tech (2/23)							
KANSAS STATE (2/25)							
at Oklahoma State (3/2)							
at Oklahoma (3/5)							
BAYLOR (3/9)							

INDIVIDUAL SUPERLATIVES

CATEGORY	KANSAS	OPPONENT
Points Scored	33 by Lagerald Vick vs. Louisiana (11-16-18)	24 by Anthony Lamb of Vermont (11-12-18)
Total Field Goals	12 by Lagerald Vick vs. Vermont (11-12-18)	9 by Admiral Schofield of Tennessee (11-23-18)
Total FGs Attempted	18 by Lagerald Vick vs. Louisiana (11-16-18) 18 by Dedric Lawson vs. Michigan State (11-6-18)	23 by Markus Howard of Marquette (11-21-18)
Highest FG% (5 made)	85.7 (12-14) by Lagerald Vick vs. Vermont (11-12-18)	60.0 (6-10) by Jordan Williams (11-23-18)
Highest FG% (10 made)	85.7 (12-14) by Lagerald Vick vs. Vermont (11-12-18)	-
3-Point Field Goals	8 by Lagerald Vick vs. Vermont (11-12-18)	6 by Sam Hauser of Marquette (11-21-18)
3-Pt. FGs Attempted	12 by Lagerald Vick vs. Louisiana (11-16-18)	13 by Sam Hauser of Marquette (11-21-18)
3-Point FG% (min. 3 made)	100.0 (8-8) by Lagerald Vick vs. Vermont (11-12-18)	71.4 (5-7) by Isaac White of Stanford (12-1-18)
Free Throws	10 by Dedric Lawson vs. Stanford (12-1-18) 10 by Dedric Lawson vs. Michigan State (11-6-18)	6 by Anthony Lamb of Vermont (11-12-18)
Free Throws Attempted	12 by Dedric Lawson vs. Michigan State (11-6-18)	10 by Nick Ward of Michigan State (11-6-18)
Free Throw % (min. 5 made)	90.9 (10-11) by Dedric Lawson vs. Stanford (12-1-18)	100.0 (5-5) by Daejon Davis of Stanford (12-1-18) 100.0 (6-6) by Anthony Lamb of Vermont (11-12-18)
Offensive Rebounds	5 by Dedric Lawson vs. Tennessee (11-23-18)	3, 4x, last by Admiral Schofield & Kyle Alexander of Tennessee (11-23-18)
Defensive Rebounds	11 by Dedric Lawson vs. Stanford (12-1-18)	10 by Kenny Goins of Michigan State (11-6-18)
Total Rebounds	15 by Dedric Lawson vs. Stanford (12-1-18)	11 by Kenny Goins of Michigan State (11-6-18)
Assists	10 by Quentin Grimes vs. Vermont (11-12-18)	11 by Cassius Winston of Michigan State (11-6-18)
Turnovers	5 by Dedric Lawson vs. Louisiana (11-16-18)	5, 4x, last by Daejon Davis of Stanford (12-1-18)
Blocked Shots	4 by Udoka Azubuike vs. Louisiana (11-16-18) 4 by Udoka Azubuike vs. Michigan State (11-6-18)	5 by Theo John of Marquette (11-21-18)
Steals	4 by Marcus Garrett vs. Stanford (12-1-18)	4 by Marcus Stroman of Louisiana (11-16-18)
Minutes Played (including OT)	43, 3x, last by Lagerald Vick & Devon Dotson vs. Stanford (12-1-18)	44 by Daejon Davis of Stanford (12-1-18)

TEAM SUPERLATIVES

KANSAS HIGH	KANSAS LOW	CATEGORY	OPPONENT HIGH	OPPONENT LOW
92 vs. Michigan State (11-6-18)	77 vs. Marquette (11-21-18)	Points	87 by Michigan State (11-6-18)	68 by Marquette (11-21-18) 68 by Vermont (11-12-18)
50 (1st) vs. Michigan State (11-6-18)	29 (1st) vs. Stanford (12-1-18)	Points/Half	51 (2nd) by Michigan State (11-6-18)	21 (2nd) by Marquette (11-21-18)
18 vs. Tennessee (11-23-18)	15 vs. Stanford (12-1-18)	Points/OT	12 by Tennessee (11-23-18)	9 by Stanford (12-1-18)
33 vs. Vermont (11-12-18)	28 vs. Marquette (11-21-18)	Field Goals	31 by Tennessee (11-23-18)	23 by Vermont (11-12-18)
69 vs. Michigan State (11-6-18)	58 vs. Marquette (11-21-18)	Field Goal Attempts	75 by Tennessee (11-23-18)	56 by Vermont (11-12-18)
52.4 (33-63) vs. Vermont (11-12-18)	44.9 (31-69) vs. Michigan State (11-6-18)	Field Goal Percentage	44.4 (28-63) by Stanford (12-1-18)	41.1 (23-56) by Vermont (11-12-18)
12 vs. Vermont (11-12-18)	5 vs. Tennessee (11-23-18) 5 vs. Marquette (11-21-18)	3-Point Field Goals	14 by Marquette (11-21-18)	7 by Tennessee (11-23-18)
23 vs. Michigan State (11-6-18)	10 vs. Marquette (11-21-18)	3-Point Field Goal Attempts	36 by Louisiana (11-16-18)	23 by Michigan State (11-6-18)
63.2 (12-19) vs. Vermont (11-12-18)	29.4 (5-17) vs. Tennessee (11-23-18)	3-Point Field Goal Percentage	52.2 (12-23) by Michigan State (11-6-18)	25.9 (7-27) by Tennessee (11-23-18)
22 vs. Tennessee (11-23-18)	6 vs. Vermont (11-12-18)	Free Throws Made	23 by Michigan State (11-6-18)	4 by Marquette (11-21-18)
34 vs. Tennessee (11-23-18)	10 vs. Vermont (11-12-18)	Free Throw Attempts	35 by Michigan State (11-6-18)	5 by Marquette (11-21-18)
70.4 (19-27) vs. Stanford (12-1-18)	60.0 (6-10) vs. Vermont (11-12-18)	Free Throw Percentage	84.2 (16-19) by Stanford (12-1-18)	65.7 (23-35) by Michigan State (11-6-18)
16 vs. Louisiana (11-16-18)	8 vs. Vermont (11-12-18)	Offensive Rebounds	13 by Tennessee (11-23-18)	5 by Vermont (11-12-18)
32 vs. Tennessee (11-23-18)	26 vs. Stanford (12-1-18)	Defensive Rebounds	33 by Michigan State (11-6-18)	23 by Vermont (11-12-18)
45 vs. Louisiana (11-16-18)	38 vs. Marquette (11-21-18) 38 vs. Vermont (11-12-18)	Rebounds	40 by Tennessee (11-23-18) 40 by Michigan State (11-6-18)	28 by Vermont (11-12-18)
28 vs. Michigan State (11-6-18)	14 vs. Louisiana (11-16-18)	Fouls	25 by Tennessee (11-23-18) 25 by Michigan State (11-6-18)	13 by Vermont (11-12-18)
1, 2x, last vs. Stanford (12-1-18)	0, 4x, last vs. Marquette (11-21-18)	DQs	1, 4x, last by Stanford (12-1-18)	0, 2x last by Marquette (11-21-18)
21 vs. Michigan State (11-6-18)	10 vs. Marquette (11-21-18)	Assists	19 by Tennessee (11-23-18) 19 by Michigan State (11-6-18)	11 by Vermont (11-12-18)
16 vs. Tennessee (11-23-18) 16 vs. Louisiana (11-16-18)	8 vs. Marquette (11-21-18)	Turnovers	18 by Stanford (12-1-18) 18 by Michigan State (11-6-18)	12 by Vermont (11-12-18)
7 vs. Michigan State (11-6-18)	0 vs. Stanford (12-1-18)	Blocked Shots	7 by Marquette (11-21-18) 7 by Michigan State (11-6-18)	0 by Louisiana (11-16-18)
10 vs. Stanford (12-1-18) 10 vs. Michigan State (11-6-18)	6, 3x, last vs. Tennessee (11-23-18)	Steals	10 by Louisiana (11-16-18)	2 by Marquette (11-21-18)

LEAD/DEFICIT BREAKDOWN GAME-BY-GAME

Opponent	FIRST HALF SCORE			SECOND HALF SCORE			FINAL SCORE			LARGEST		TIMES TIED	LEAD CHANGES	TIME LED	
	KU	OPP	MARGIN	KU	OPP	MARGIN	KU	OPP	MARGIN	LEAD	DEFICIT			MIN.	%
vs. Michigan State (11/6)	50	36	+14	42	51	-9	92	87	+5	17	2	2	5	37:49	94.5%
VERMONT (11/12)	40	36	+4	44	32	+12	84	68	+16	18	8	1	6	23:58	59.9%
LOUISIANA (11/16)	44	41	+3	45	35	+10	89	76	+13	15	12	5	4	27:53	69.7%
vs. Marquette (11/21)	38	47	-9	39	21	+18	77	68	+9	14	12	2	5	21:42	54.3%
vs. Tennessee (11/23)	31	33	-2	38	36	+2	87	81	+6	7	9	7	12	22:37	50.3%
STANFORD (12/1)	29	35	-6	46	40	+6	90	84	+6	8	12	10	15	15:58	35.5%
WOFFORD (12/4)															
NEW MEXICO STATE (12/8)															
VILLANOVA (12/15)															
SOUTH DAKOTA (12/18)															
at Arizona State (12/22)															
EASTERN MICHIGAN (12/29)															
OKLAHOMA (1/2)															
at Iowa State (1/5)															
TCU (1/9)															
at Baylor (1/12)															
TEXAS (1/14)															
at West Virginia (1/19)															
IOWA STATE (1/21)															
at Kentucky (1/26)															
at Texas (1/29)															
TEXAS TECH (2/2)															
at Kansas State (2/5)															
OKLAHOMA STATE (2/9)															
at TCU (2/11)															
WEST VIRGINIA (2/16)															
at Texas Tech (2/23)															
KANSAS STATE (2/25)															
at Oklahoma State (3/2)															
at Oklahoma (3/5)															
BAYLOR (3/9)															
AVG/GM	38.7	38.0	+0.7	42.3	35.8	+6.5	86.5	77.3	+9.2	13.2	9.2	4.5	7.8	27:28	67.9%

KANSAS' RECORD WHEN...

	2018-19	Bill Self era
Leading At Half	3-0	371-28
Trailing At Half	3-0	67-65
Tied At Half	0-0	15-3
Leading With 5:00 Remaining in Regulation	5-0	416-15
Trailing With 5:00 Remaining in Regulation	0-0	32-78
Tied With 5:00 Remaining in Regulation	1-0	5-3
In Overtime	2-0	22-9
Kansas Outrebounds Opponent	6-0	340-39
Kansas Is Outrebounded	0-0	94-50
Kansas Is Tied in Rebounds	0-0	19-7
Kansas Commits More Turnovers	3-0	177-63
Opponent Commits More Turnovers	3-0	244-29
Kansas Is Tied in Turnovers	0-0	33-4
Kansas Has More Free Throw Attempts	4-0	295-29
Opponent Has More Free Throw Attempts	2-0	140-65
Kansas is Tied in Free Throw Attempts	0-0	18-2
Kansas Shoots 50% or Better	3-0	241-9
Kansas Shoots Less Than 50%	3-0	212-87
Opponent Shoots 50% or Better	0-0	7-23
Opponent Shoots Less Than 50%	6-0	446-73
Kansas Shoots Better Than Opponent	6-0	423-34
Opponent Shoots Better Than Kansas	0-0	30-60
Kansas and Opponent Tied in FG%	0-0	0-2
Kansas Bench Outscores Opponent Bench	4-0	289-35
Opponent Bench Outscores Kansas Bench	2-0	156-58
Kansas is Tied in Bench Points	0-0	8-3
Kansas Scores Between 0-59	0-0	9-16
Kansas Scores Between 60-69	0-0	66-49
Kansas Scores Between 70-79	1-0	139-18
Kansas Scores Between 80-89	3-0	150-12
Kansas Scores Between 90-99	2-0	64-1
Kansas Scores 100 or More	0-0	25-0
Opponent Scores Between 0-59	0-0	162-1
Opponent Scores Between 60-69	2-0	173-28
Opponent Scores Between 70-79	1-0	85-32
Opponent Scores Between 80-89	3-0	30-29
Opponent Scores 90 or More	0-0	3-6
On Mondays	1-0	65-16
On Tuesdays	1-0	52-14
On Wednesdays	1-0	63-6
On Thursdays	0-0	29-4
On Fridays	2-0	55-8
On Saturdays	1-0	157-38
On Sundays	0-0	32-10
In November	5-0	76-11
In December	1-0	84-13
In January	0-0	110-19
In February	0-0	94-25
In March	0-0	87-27
In April	0-0	2-1
On CBS	0-0	53-20
On CBS Sports Network	0-0	2-0
On ESPN	2-0	127-43
On ESPN2	3-0	81-12
On ESPNU	0-0	37-5
On Jayhawk TV	1-0	86-3
On Big 12 Network TV	0-0	41-6
On AXS	0-0	1-0
On TBS/TNT/TruTV	0-0	12-3
On NBCSports Network	0-0	1-1
On FSI	0-0	2-0
On Fox Sports Net	0-0	4-1
On ABC	0-0	6-2

MISCELLANEOUS STREAKS

Kansas' All-Time Record	2,254-849
Consecutive games with a 3-point field goal	122
Consecutive games opponent under 100 points	79
Number of 100-point games in Kansas history	116
Number of 100-point games in Bill Self era	25
KU's All-Time Overtime Record	69-57
KU's last OT game	12/1/2018 (Kansas 90, Stanford 84 [OT])
Consecutive Allen Fieldhouse Sellouts	277

ATTENDANCE	G	TOTAL	AVERAGE
Home (Allen Fieldhouse)	3	48,900	16,300
Home (Sprint Center)	0	0	0
Away	0	0	0
Neutral	3	29,379	9,793
Total	6	78,279	13,047

MISCELLANEOUS STATS

STARTING LINEUPS (1)

(W-L)	1	2	3	4	5
6-0	D. Lawson	Grimes	Dotson	Vick	Azubuike

WIN/LOSS MARGIN

	1	2	3	4	5	6	7	8	9	10	11-15	16-29	30+
Wins	-	-	-	-	1	2	-	-	1	-	1	1	-
Losses	-	-	-	-	-	-	-	-	-	-	-	-	-

VIOLATIONS/TECHNICAL FOULS

	3-Seconds	5-Seconds	10-Seconds	Shot Clock Exp.	Lane Viol.	Technical	Goaltending
Kansas	-	-	-	-	2	-	-
Opponent	-	-	-	-	-	-	2

LEADS AND DEFICITS

KU's Biggest Halftime Lead	14 (50-36) vs. Michigan State (11-6-18)
KU's Biggest Halftime Lead Blown	-
KU's Biggest Halftime Deficit	9 (38-47) vs. Marquette (11-21-18)
KU's Biggest Halftime Deficit Erased	9 (38-47) vs. Marquette (11-21-18)
KU's Biggest Overall Lead	18 (68-50) vs. Vermont (11-12-18)
KU's Biggest Win Total	16 (84-68) vs. Vermont (11-12-18)
KU's Biggest Loss Total	-
KU's Biggest Lead Blown	-
KU's Biggest Overall Deficit	12 (43-31) vs. Stanford (12-1-18)
	12 (30-42) vs. Marquette (11-21-18)
	12 (20-32) vs. Louisiana (11-16-18)
	12 (43-31) vs. Stanford (12-1-18)
	12 (30-42) vs. Marquette (11-21-18)
	12 (20-32) vs. Louisiana (11-16-18)
KU's Biggest Deficit Overcome	

JUMP BALLS CONTROLLED (INCLUDES OT)

Kansas	4
Opponents	4

WHO SCORED KU'S FIRST POINTS

Lagerald Vick	4
Udoka Azubuike	1
Quentin Grimes	1

20-PLUS POINT GAMES

Dedric Lawson	4
Lagerald Vick	3
Udoka Azubuike	1
Quentin Grimes	1

HOW KU SCORED FIRST POINTS

3-Pointer	4
Lay-Up	-
Jump Shot	2
Alley-Oop	-
Free Throw	-
Dunk	-
Follow	-

DOUBLE-FIGURE SCORING

Dedric Lawson	5
Lagerald Vick	5
Udoka Azubuike	4
Devon Dotson	4
Quentin Grimes	2
Marcus Garrett	1

FIRST PLAYER OFF THE BENCH (sometimes multiple players)

Mitch Lightfoot	5
Charlie Moore	3
Marcus Garrett	1

BENCH POINTS

Kansas	80 (13.3)
Opponents	72 (12.0)

DOUBLE-FIGURE REBOUNDING

Dedric Lawson	4
Udoka Azubuike	1

DOUBLE-DOUBLES

Dedric Lawson	4
Udoka Azubuike	1
Quentin Grimes	1

INDIVIDUAL MISCELLANEOUS STATISTICS (*HUSTLE PLAYS)

NO. - PLAYER	*FLOOR BURNS	DUNKS	CHARGES DRAWN	FT-FTA (LAST 5:00/OT)
0 - Garrett	3	2	1	0-1
1 - D. Lawson	9	2	2	13-18
2 - Moore	3	-	1	7-8
5 - Grimes	4	-	-	4-6
11 - Dotson	11	-	3	10-13
12 - Teahan	-	-	-	-
13 - K.J. Lawson	2	-	-	3-4
20 - Louinstra	-	-	-	-
22 - De Sousa	-	-	-	-
24 - Vick	5	5	-	1-2
30 - Agbaji	-	-	-	-
33 - McCormack	1	1	-	-
35 - Azubuike	3	27	-	4-9
44 - Lightfoot	-	-	1	-
TOTALS	41	37	8	42-61 (.689)
OPPONENTS	30	15	7	26-31 (.839)

BOX SCORES

1 #1/1 KANSAS 92, #10/10 MICHIGAN STATE 87
Nov. 6, 2018 | Indianapolis, Ind. | Bankers Life Fieldhouse



Michigan St. 87 • 0-1

#	Player	Total			3-Ptr			Rebounds			PF	TP	A	TO	Blk	Stl	Min
		FG-FGA	FG-FGA	FT-FTA	FG-FGA	FG-FGA	FT-FTA	Off	Def	Tot							
25	Kenny Goins	f	5-11	3-8	4-6	1	10	11	3	17	3	0	1	0	33		
44	Nick Ward	f	2-8	0-0	5-10	0	5	5	4	9	0	5	1	1	25		
01	Joshua Langford	g	5-11	4-6	4-4	3	1	4	4	18	1	2	1	0	29		
05	Cassius Winston	g	3-10	2-4	5-6	0	3	3	2	13	11	5	0	2	34		
20	Matt McQuaid	g	3-6	1-2	5-6	0	5	5	2	12	3	1	1	0	34		
00	Kyle Ahrens	g	2-4	2-3	0-0	0	3	3	2	6	0	1	0	1	9		
03	Foster Loyer	g	1-1	0-0	0-0	0	0	0	2	6	0	1	0	0	5		
11	Aaron Henry	g	2-4	0-0	0-2	0	3	3	1	4	0	0	0	1	14		
15	Thomas Kithier	g	0-0	0-0	0-0	0	1	1	2	0	0	0	0	0	3		
23	Xavier Tillman	g	3-4	0-0	0-1	1	1	2	5	6	1	3	2	0	13		
30	Marcus Bingham Jr.	g	0-0	0-0	0-0	0	0	0	0	0	0	1	0	1	1		
	Team					2	1	3									
Totals			26-59	12-23	23-35	7	33	40	25	87	19	18	7	5	200		

FG % 1st Half: 9-26 34.6% 2nd half: 17-33 51.5% Game: 26-59 44.1% Deadball Rebounds 8,1
3FG % 1st Half: 4-9 44.4% 2nd half: 8-14 57.1% Game: 12-23 52.2%
FT % 1st Half: 14-25 56.0% 2nd half: 9-10 90.0% Game: 23-35 65.7%

Kansas 92 • 1-0

#	Player	Total			3-Ptr			Rebounds			PF	TP	A	TO	Blk	Stl	Min
		FG-FGA	FG-FGA	FT-FTA	FG-FGA	FG-FGA	FT-FTA	Off	Def	Tot							
01	Dedric Lawson	f	5-18	0-2	10-12	4	10	14	2	20	6	2	2	2	38		
35	Udoka Azubuike	c	7-10	0-0	3-7	2	1	3	4	17	1	2	4	1	20		
05	Quentin Grimes	g	7-14	6-10	1-2	0	1	1	3	21	4	1	0	1	30		
11	Devon Dotson	g	6-11	3-5	1-2	0	2	2	3	16	3	4	0	3	34		
24	Lagerald Vick	g	1-7	0-4	0-0	0	3	3	2	2	3	2	0	3	32		
00	Marcus Garrett	g	1-3	0-0	2-2	0	1	1	4	4	2	0	0	0	14		
02	Charlie Moore	g	0-1	0-1	1-2	2	1	3	3	1	0	0	0	0	11		
13	K.J. Lawson	g	1-1	1-1	1-2	1	5	6	3	4	1	0	0	0	10		
33	David McCormack	g	1-2	0-0	1-4	1	2	3	1	3	1	0	0	0	5		
44	Mitch Lightfoot	g	2-2	0-0	0-0	1	0	1	3	4	0	0	1	0	6		
	Team					2	3	5									
Totals			31-69	10-23	20-33	13	29	42	28	92	21	11	7	10	200		

FG % 1st Half: 19-40 47.5% 2nd half: 12-29 41.4% Game: 31-69 44.9% Deadball Rebounds 4,1
3FG % 1st Half: 5-12 41.7% 2nd half: 5-11 45.5% Game: 10-23 43.5%
FT % 1st Half: 7-12 58.3% 2nd half: 13-21 61.9% Game: 20-33 60.6%

Officials: Mike Eades, Terry Wymmer, Keith Kimble
Technical fouls: Michigan St.-None. Kansas-None.
Attendance: 18907
2018 Champions Classic

Score by periods	1st	2nd	Total
Michigan St.	36	51	87
Kansas	50	42	92

Points	In	Off	2nd	Fast	Bench
MSU	Paint	T/O	Chance	Break	
KU	24	11	7	26	18
	40	22	12	24	16

Last FG - MSU 2nd-00:34, KU 2nd-04:53.
Largest lead - MSU by 2 1st-19:38, KU by 17 1st-03:21.
MSU led for 01:13. KU led for 37:50. Game was tied for 00:57.

Score tied - 2 times.
Lead changed - 5 times.

2 #2/1 KANSAS 84, VERMONT 68
Nov. 12, 2018 | Lawrence, Kan. | Allen Fieldhouse



Vermont 68 • 1-1

#	Player	Total			3-Ptr			Rebounds			PF	TP	A	TO	Blk	Stl	Min
		FG-FGA	FG-FGA	FT-FTA	FG-FGA	FG-FGA	FT-FTA	Off	Def	Tot							
03	Lamb, Anthony	f	8-15	2-6	6-6	0	4	4	1	24	3	3	2	0	36		
15	Kpedi, Ra	f	1-3	0-0	1-2	0	1	1	4	3	0	1	0	0	14		
00	Smith, Stef	g	4-8	3-5	2-4	1	7	8	2	13	2	3	0	0	34		
20	Duncan, Ernie	g	5-13	3-8	4-4	0	2	2	1	17	3	2	0	1	36		
21	Duncan, Everett	g	0-0	0-0	0-0	1	4	5	2	0	0	0	0	1	26		
01	Nash, Skyler	g	0-0	0-0	0-0	0	0	0	0	0	0	0	0	0	4		
04	Duncan, Robin	g	0-0	0-0	0-0	0	0	0	0	0	0	0	0	0	3		
14	Moll, Isalah	g	2-7	0-1	0-0	0	2	2	2	4	1	2	0	0	14		
24	Shungu, Ben	g	2-3	1-1	0-1	1	1	2	1	5	1	0	0	1	18		
35	Davis, Ryan	g	1-7	0-5	0-0	2	1	3	0	2	1	0	0	0	15		
	Team					0	1	1									
Totals			23-56	9-26	13-17	5	23	28	13	68	11	12	2	3	200		

FG % 1st Half: 13-26 50.0% 2nd half: 10-30 33.3% Game: 23-56 41.1% Deadball Rebounds 2,1
3FG % 1st Half: 6-15 40.0% 2nd half: 3-11 27.3% Game: 9-26 34.6%
FT % 1st Half: 4-7 57.1% 2nd half: 9-10 90.0% Game: 13-17 76.5%

Kansas 84 • 2-0

#	Player	Total			3-Ptr			Rebounds			PF	TP	A	TO	Blk	Stl	Min
		FG-FGA	FG-FGA	FT-FTA	FG-FGA	FG-FGA	FT-FTA	Off	Def	Tot							
01	Lawson, Dedric	f	0-6	0-0	0-0	1	6	7	4	0	2	3	0	1	19		
35	Azubuike, Udoka	c	10-17	0-0	3-6	1	10	11	2	23	0	3	1	0	34		
05	Grimes, Quentin	g	4-8	2-4	0-0	1	2	3	4	10	10	3	0	0	31		
11	Dotson, Devon	g	3-5	1-2	0-0	2	4	6	1	7	0	1	0	2	27		
24	Vick, Lagerald	g	12-14	8-8	0-0	1	2	3	2	32	1	2	0	1	33		
00	Garrett, Marcus	g	1-6	0-1	2-2	1	4	5	1	4	3	0	0	2	26		
02	Moore, Charlie	g	3-6	1-3	0-0	0	1	1	2	7	2	0	0	1	21		
13	Lawson, K.J.	g	0-0	0-0	0-0	0	0	0	1	0	0	0	0	0	3		
44	Lightfoot, Mitch	g	0-1	0-1	1-2	0	1	1	1	1	1	0	1	0	6		
	Team					1	0	1									
Totals			33-63	12-19	6-10	8	30	38	18	84	19	13	2	7	200		

FG % 1st Half: 17-33 51.5% 2nd half: 16-30 53.3% Game: 33-63 52.4% Deadball Rebounds 2
3FG % 1st Half: 5-10 50.0% 2nd half: 7-9 77.8% Game: 12-19 63.2%
FT % 1st Half: 1-3 33.3% 2nd half: 5-7 71.4% Game: 6-10 60.0%

Officials: James Luckie, Michael Stephens, Jeb Hartness
Technical fouls: Vermont-None. Kansas-None.
Attendance: 16300
NIT Season Tip-Off (Campus Round)

Score by periods	1st	2nd	Total
Vermont	36	32	68
Kansas	40	44	84

Points	In	Off	2nd	Fast	Bench
VU	Paint	T/O	Chance	Break	
KU	16	9	5	5	11
	32	18	16	11	12

Last FG - VU 2nd-03:17, KU 2nd-00:40.
Largest lead - VU by 8 1st-16:00, KU by 18 2nd-07:26.
Attendance: 15,266. KU led for 23:58. Game was tied for 00:36.

Score tied - 1 time.
Lead changed - 6 times.

3 #2/1 KANSAS 89, LOUISIANA 76
Nov. 16, 2018 | Lawrence, Kan. | Allen Fieldhouse



Louisiana 76 • 1-2

#	Player	Total			3-Ptr			Rebounds			PF	TP	A	TO	Blk	Stl	Min
		FG-FGA	FG-FGA	FT-FTA	FG-FGA	FG-FGA	FT-FTA	Off	Def	Tot							
23	Gant, JaKeenan	f	8-17	2-7	0-0	4	2	6	4	18	0	2	0	1	38		
55	Miller, Justin	f	7-16	4-12	4-4	0	7	7	5	22	0	2	0	0	22		
00	Russell, Cedric	g	4-7	2-5	0-0	0	1	1	3	10	5	2	0	2	36		
01	Marquett, Malik	g	4-9	3-6	3-4	3	2	5	3	14	2	1	0	2	29		
35	Stroman, Marcus	g	1-7	0-2	3-4	1	3	4	2	5	9	4	0	4	39		
03	Hayes, Jeremy	g	1-3	0-1	0-0	0	1	1	0	2	0	2	0	0	11		
11	Davis, Jerekius	g	2-4	1-3	0-0	0	2	2	2	5	0	0	0	1	17		
15	Hardy, P.J.	g	0-0	0-0	0-0	0	1	1	0	0	0	0	0	0	4		
22	Wesley, Trajan	g	0-0	0-0	0-0	0	0	0	1	0	0	1	0	0	4		
	Team					2	3	5			1						
Totals			27-63	12-36	10-12	8	24	32	20	76	16	15	0	10	200		

FG % 1st Half: 14-31 45.2% 2nd half: 13-32 40.6% Game: 27-63 42.9% Deadball Rebounds 1
3FG % 1st Half: 6-17 35.3% 2nd half: 6-19 31.6% Game: 12-36 33.3%
FT % 1st Half: 7-8 87.5% 2nd half: 3-4 75.0% Game: 10-12 83.3%

Kansas 89 • 3-0

#	Player	Total			3-Ptr			Rebounds			PF	TP	A	TO	Blk	Stl	Min
		FG-FGA	FG-FGA	FT-FTA	FG-FGA	FG-FGA	FT-FTA	Off	Def	Tot							
01	Lawson, Dedric	f	6-11	0-1	7-10	4	2	6	3	19	3	5	0	1	27		
35	Azubuike, Udoka	c															

BOX SCORES

5

#2/2 KANSAS 87, #5/5 TENNESSEE 81 (OT)
Nov. 23, 2018 | Brooklyn, N.Y. | Barclays Center



Tennessee 81 • 4-1

##	Player	Total			3-Ptr			Rebounds			PF	TP	A	TO	Blk	Stl	Min
		FG-FGA	FG-FGA	FT-FTA	Off	Def	Tot	Off	Def	Tot							
00	BONE, Jordan	* 6-10	2-3	2-2	2	4	6	1	16	5	1	1	1	40-			
02	WILLIAMS, Grant	* 6-13	1-2	5-6	2	6	8	5	18	6	5	1	2	34			
05	SCHOFIELD, Admiral	* 9-22	2-8	1-3	3	3	6	4	21	2	1	0	0	31			
11	ALEXANDER, Kyle	* 4-7	0-1	2-3	3	4	7	4	10	0	1	1	1	34			
23	BOWDEN, Jordan	* 2-6	0-3	0-0	1	3	4	3	4	1	2	1	0	35			
10	TURNER, Lamonte	* 3-13	2-9	2-2	0	3	3	3	10	3	0	0	1	27			
01	FULKERSON, John	* 0-1	0-0	0-0	1	1	2	4	0	2	3	0	0	8			
15	WALKER, Derrick	* 0-1	0-0	0-1	0	2	2	1	0	0	1	0	0	4			
35	PONS, Yves	* 1-2	0-1	0-0	0	1	1	0	2	0	0	0	0	12			
Team					1	0	1										
Totals		31-75	7-27	12-17	13	27	40	25	81	19	14	4	5	225			
FG % 1st Half: 13-33 39.4%		2nd half: 13-31 41.9%		OT: 5-11 45.5%		Game: 31-75 41.3%		Deadball Rebounds 2									
3FG % 1st Half: 3-13 23.1%		2nd half: 3-10 30.0%		OT: 1-4 25.0%		Game: 7-27 25.9%											
FT % 1st Half: 4-6 66.7%		2nd half: 7-8 87.5%		OT: 1-3 33.3%		Game: 12-17 70.6%											

Kansas 87 • 5-0

##	Player	Total			3-Ptr			Rebounds			PF	TP	A	TO	Blk	Stl	Min
		FG-FGA	FG-FGA	FT-FTA	Off	Def	Tot	Off	Def	Tot							
01	LAWSON, Detric	* 9-16	0-2	6-11	5	8	13	3	24	5	2	0	1	41			
05	GRIMES, Quentin	* 1-4	0-2	3-6	0	4	4	0	5	0	2	0	1	21			
11	DOTSON, Devon	* 5-8	1-1	6-7	1	3	4	2	17	2	2	0	0	40			
24	VICK, Lagerald	* 6-12	3-7	0-0	1	1	2	2	15	4	2	0	1	43			
35	AZUBUIKE, Udoka	* 4-6	0-0	1-2	1	3	4	5	9	0	4	1	1	17			
02	MOORE, Charlie	* 3-10	1-4	2-2	0	1	1	1	9	2	1	0	0	32			
13	LAWSON, K.J.	* 2-4	0-1	4-6	1	5	6	4	8	0	1	0	2	19			
33	MCCORMACK, David	* 0-0	0-0	0-0	0	1	1	1	0	0	2	0	0	4			
44	LIGHTFOOT, Mitch	* 0-0	0-0	0-0	0	3	3	0	0	0	0	1	0	8			
Team					2	3	5										
Totals		30-60	5-17	22-34	11	32	43	18	87	13	16	2	6	225			
FG % 1st Half: 13-27 48.1%		2nd half: 13-25 52.0%		OT: 4-8 50.0%		Game: 30-60 50.0%		Deadball Rebounds 4,2									
3FG % 1st Half: 2-9 22.2%		2nd half: 3-7 42.9%		OT: 0-1 0.0%		Game: 5-17 29.4%											
FT % 1st Half: 3-8 37.5%		2nd half: 9-13 69.2%		OT: 10-13 76.9%		Game: 22-34 64.7%											

Officials: Joe Lindsay, Gerry Pollard, Wally Rutecki
 Technical fouls: Tennessee-None. Kansas-None.
 Attendance: 5491
 2018 NIT Season Tip-Off Tournament - Championship
 All-Tournament Team: Jordan Nwora, Louisville; Sam Hauser, Marquette; Jordan Bone, Tennessee; Lagerald Vick, Kansas
 Most Valuable Player: Detric Lawson, Kansas

Score by periods	1st	2nd	OT	Total
Tennessee	33	36	12	81
Kansas	31	38	18	87

Points	In Paint	Off T/O	2nd Chance	Fast Break	Bench
UT	40	16	9	0	12
KU	48	14	11	12	17

Last FG - UT OT-00:30, KU OT-01:23.
 Largest lead - UT by 9 2nd-16:05, KU by 7 OT-01:23.
 UT led for 17:17, KU led for 22:37. Game was tied for 05:06.

Score tied - 7 times.
 Lead changed - 12 times.

6

#2/2 KANSAS 90, STANFORD 84 (OT)
Dec. 1, 2018 | Lawrence, Kan. | Allen Fieldhouse



Stanford 84 • 4-4

##	Player	Total			3-Ptr			Rebounds			PF	TP	A	TO	Blk	Stl	Min
		FG-FGA	FG-FGA	FT-FTA	Off	Def	Tot	Off	Def	Tot							
00	Okpala,KZ	f 7-13	3-5	5-6	1	7	8	4	22	4	3	2	0	43			
13	Da Silva,Oscar	f 2-10	0-7	2-2	1	6	7	2	6	1	4	0	0	29			
20	Sharma,Josh	c 3-4	0-0	2-4	0	2	2	5	8	1	0	3	2	19			
01	Davis,Daejon	g 6-15	2-6	5-5	2	6	8	2	19	3	5	0	0	44			
04	White,Isaac	g 5-7	5-7	0-0	2	1	3	0	15	1	0	0	0	27			
02	Wills,Bryce	g 0-0	0-0	0-0	0	0	0	1	0	0	1	0	0	3			
05	Pugh,Kodye	g 0-2	0-0	0-0	1	0	1	0	0	1	0	0	0	2			
11	Delaire,Jaiden	g 0-2	0-2	0-0	0	0	0	1	0	1	0	0	0	9			
23	Ryan,Cormac	g 4-9	2-7	2-2	0	2	2	4	12	1	2	0	1	32			
32	Kisunas,Lukas	g 0-0	0-0	0-0	1	0	1	1	0	0	2	0	0	3			
33	Stanback,Trevor	g 1-1	0-0	0-0	2	2	4	2	2	0	1	1	0	14			
Team					0	0	0										
Totals		28-63	12-34	16-19	10	26	36	22	84	13	18	6	3	225			
FG % 1st Half: 11-27 40.7%		2nd half: 14-30 46.7%		OT: 3-6 50.0%		Game: 28-63 44.4%		Deadball Rebounds 2									
3FG % 1st Half: 5-15 33.3%		2nd half: 6-15 40.0%		OT: 1-4 25.0%		Game: 12-34 35.3%											
FT % 1st Half: 8-10 80.0%		2nd half: 6-7 85.7%		OT: 2-2 100.0%		Game: 16-19 84.2%											

Kansas 90 • 6-0

##	Player	Total			3-Ptr			Rebounds			PF	TP	A	TO	Blk	Stl	Min
		FG-FGA	FG-FGA	FT-FTA	Off	Def	Tot	Off	Def	Tot							
01	Lawson, Detric	f 7-16	0-1	10-11	4	11	15	5	24	2	2	0	2	36			
35	Azubuike, Udoka	c 9-11	0-0	0-3	3	6	9	4	18	1	2	0	1	28			
05	Grimes, Quentin	g 1-6	0-3	0-0	0	1	1	2	2	0	1	0	0	16			
11	Dotson, Devon	g 3-7	0-0	4-7	0	2	2	3	10	4	0	0	2	43			
24	Vick, Lagerald	g 10-17	7-11	0-0	1	4	5	3	27	1	3	0	1	43			
00	Garrett, Marcus	g 2-5	0-0	0-0	0	1	1	0	4	1	2	0	4	33			
02	Moore, Charlie	g 0-1	0-1	3-4	0	0	0	2	3	3	0	0	0	16			
13	Lawson, K.J.	g 0-0	0-0	2-2	2	0	2	1	2	0	1	0	0	4			
33	McCormack, David	g 0-0	0-0	0-0	0	1	1	0	0	0	0	0	0	1			
44	Lightfoot, Mitch	g 0-1	0-0	0-0	1	0	1	0	0	0	0	0	0	5			
Team					0	0	0										
Totals		32-64	7-16	19-27	11	26	37	20	90	12	11	0	10	225			
FG % 1st Half: 12-30 40.0%		2nd half: 16-29 55.2%		OT: 4-5 80.0%		Game: 32-64 50.0%		Deadball Rebounds 3									
3FG % 1st Half: 0-6 0.0%		2nd half: 5-8 62.5%		OT: 2-2 100.0%		Game: 7-16 43.8%											
FT % 1st Half: 5-8 62.5%		2nd half: 9-13 69.2%		OT: 5-6 83.3%		Game: 19-27 70.4%											

Officials: John Higgins, Kipp Kissinger, Michael Greenstein
 Technical fouls: Stanford-None. Kansas-None.
 Attendance: 16300

Score by periods	1st	2nd	OT	Total
Stanford	35	40	9	84
Kansas	29	46	15	90

Points	In Paint	Off T/O	2nd Chance	Fast Break	Bench
STANFO	32	9	9	2	14
KU	46	22	20	5	9

Last FG - STANFORD OT-00:14, KU OT-01:56.
 Largest lead - STANFORD by 12 2nd-17:39, KU by 8 OT-02:22.
 STANFORD led for 23:51, KU led for 15:58. Game was tied for 04:46.

Score tied - 10 times.
 Lead changed - 15 times.

CAREER RECORDS

SCORING

1. Danny Manning	2,951	1985-88
2. Nick Collison	2,097	2000-03
3. Raef LaFrentz	2,066	1995-98
4. Clyde Lovellette	1,979	1950-52
5. Sherron Collins	1,888	2007-10
6. Frank Mason III	1,885	2014-17
7. Darnell Valentine	1,821	1978-81
8. Keith Langford	1,812	2002-05
9. Perry Ellis	1,798	2013-16
10. Paul Pierce	1,768	1996-98
11. Dave Robisch	1,754	1969-71
12. Kirk Hinrich	1,753	2000-03
13. Devonte' Graham	1,750	2015-18
14. Kevin Pritchard	1,692	1987-90
15. Mark Randall	1,627	1987, 89-91
16. Wayne Simien	1,593	2002-05
17. Tyshawn Taylor	1,580	2009-12
18. Jeff Boschee	1,560	1999-2002
19. Kenny Gregory	1,555	1998-2001
19. Calvin Thompson	1,548	1983-86
21. Drew Gooden	1,526	2000-02
22. Ron Kellogg	1,508	1983-86
23. Bud Stallworth	1,495	1970-72
24. Tony Guy	1,488	1979-82
25. Brandon Rush	1,477	2006-08
26. Wilt Chamberlain	1,433	1957-58
27. Richard Scott	1,375	1991-94
28. Adonis Jordan	1,373	1990-93
29. Marcus Morris	1,371	2009-11
30. Mario Chalmers	1,341	2006-08
31. Walter Wesley	1,315	1964-66
32. Jo Jo White	1,286	1966-69
33. Eric Chenowith	1,281	1998-2001
34. Jerod Haase	1,264	1995-97
35. Steve Woodberry	1,240	1991-94
36. Scot Pollard	1,209	1994-97
37. Greg Dreiling	1,209	1984-86
38. Jacque Vaughn	1,207	1994-97
39. Wayne Selden Jr.	1,202	2014-16
40. Aaron Miles	1,183	2002-05
41. Svi Mykhailiuk	1,181	2015-18
42. Milt Newton	1,166	1985, 87-89
43. Rick Suttle	1,156	1973-75
44. Billy Thomas	1,152	1995-98
45. Wayne Hightower	1,128	1960-61
46. Charlie Black	1,082	1942-43, 46-47
47. Rex Walters	1,064	1992-93
48. Otto Schnellbacher	1,062	1943, 46-48
49. Kelly Knight	1,057	1980, 82-84
50. Ryan Robertson	1,055	1996-99
51. Nolen Ellison	1,045	1961-63
52. Carl Henry	1,044	1983-84
53. Cole Aldrich	1,038	2008-10
54. Jerry Gardner	1,030	1960-62
55. Bill Bridges	1,028	1959-61
56. Thomas Robinson	1,026	2010-12
57. Cedric Hunter	1,022	1984-87
David Magley	1,022	1979-82
59. Rodger Bohnenstiehl	1,006	1966-67-68
60. Norman Cook	1,004	1974-75-76

-- **Lagerald Vick** **900** **2016-Present**

REBOUNDS

1. Danny Manning	1,187	1985-88
2. Raef LaFrentz	1,186	1995-98
3. Nick Collison	1,143	2000-03
4. Bill Bridges	1,081	1959-61
5. Eric Chenowith	933	1998-2001
6. Drew Gooden	905	2000-02
7. Wayne Simien	884	2002-05
8. Wilt Chamberlain	877	1957-58
9. Cole Aldrich	860	2008-10
10. Scot Pollard	850	1994-97
11. Clyde Lovellette	839	1950-52
12. Perry Ellis	834	2013-16
13. Dave Robisch	815	1969-71
14. Greg Ostertag	770	1992-95
15. Thomas Robinson	763	2010-12
16. Mark Randall	723	1987, 89-91
17. Landen Lucas	702	2014-17
18. Paul Mokeski	680	1977-79
19. Marcus Morris	676	2009-11
Paul Pierce	676	1996-98

ASSISTS

<i>(started 1974-75)</i>			
1. Aaron Miles	954	2002-05	
2. Jacque Vaughn	804	1994-97	
3. Cedric Hunter	684	1984-87	
4. Kirk Hinrich	668	2000-03	
5. Devonte' Graham	632	2015-18	
6. Darnell Valentine	609	1978-81	
7. Frank Mason III	576	2014-17	
8. Tyshawn Taylor	575	2009-12	
9. Adonis Jordan	568	1990-93	
10. Sherron Collins	552	2007-10	
11. Russell Robinson	500	2005-08	
12. Kevin Pritchard	499	1987-90	
13. Ryan Robertson	485	1996-99	
14. Mark Turgeon	437	1984-87	
15. Jeff Boschee	425	1999-2002	
16. Mario Chalmers	420	2006-08	
17. Elijah Johnson	399	2010-13	
18. Steve Woodberry	361	1991-94	
19. Jerod Haase	343	1995-97	
20. Danny Manning	342	1985-88	
21. Tony Guy	327	1979-82	

3-POINT FIELD GOALS MADE

<i>(started 1986-87)</i>			
1. Jeff Boschee	338	1999-2002	
2. Devonte' Graham	296	2015-18	
3. Billy Thomas	269	1995-98	
4. Svi Mykhailiuk	237	2015-18	
5. Kirk Hinrich	236	2000-03	
6. Sherron Collins	232	2007-10	
7. Brandon Rush	205	2006-08	
8. Terry Brown	200	1990-91	
9. Frank Mason III	185	2014-17	
10. Mario Chalmers	180	2006-08	
11. Adonis Jordan	179	1990-93	
12. Tyrel Reed	176	2008-11	
13. Wayne Selden Jr.	162	2014-16	
14. Jerod Haase	156	1995-97	
15. Kevin Pritchard	154	1987-90	
16. Rex Walters	151	1992-93	
17. Elijah Johnson	147	2010-13	
18. Ryan Robertson	144	1996-99	
19. J.R. Giddens	137	2004-05	
20. Lagerald Vick	129	2016-Present	

3-POINT FIELD GOAL ATTEMPTS

<i>(started 1986-87)</i>			
1. Jeff Boschee	843	1999-2002	
2. Devonte' Graham	723	2015-18	
3. Billy Thomas	691	1995-98	
4. Sherron Collins	615	2007-10	
5. Svi Mykhailiuk	579	2015-18	
6. Kirk Hinrich	546	2000-03	
7. Terry Brown	485	1990-91	
8. Brandon Rush	471	2006-08	
9. Jerod Haase	461	1995-97	
10. Wayne Selden Jr.	443	2014-16	
11. Frank Mason III	440	2014-17	
12. Adonis Jordan	437	1990-93	
13. Tyrel Reed	433	2008-11	
14. Elijah Johnson	430	2010-13	
Mario Chalmers	430	2006-08	
16. Kevin Pritchard	379	1987-90	
17. Sean Pearson	371	1993-96	
18. J.R. Giddens	369	2004-05	
19. Rex Walters	361	1992-93	
20. Ryan Robertson	354	1996-99	
21. Tyshawn Taylor	324	2009-12	

-- **Lagerald Vick** **314** **2016-Present**

3-POINT FIELD GOAL PCT.

<i>(Min. 200 attempts; started 1986-87)</i>			
1. Milt Newton	100-224	44.6	1987-89
2. Jeff Gueldner	90-205	43.9	1987-90
3. Brandon Rush	205-471	43.5	2005-08
4. Kirk Hinrich	236-546	43.2	2000-03
5. Steve Woodberry	126-298	42.3	1991-94
6. Frank Mason III	185-440	42.0	2014-17
7. Mario Chalmers	180-430	41.9	2005-08
8. Rex Walters	151-361	41.8	1992-93
9. Brady Morningstar	116-281	41.3	2007-11
10. Terry Brown	200-485	41.2	1990-91
11. Lagerald Vick	129-314	41.1	2016-pr.
12. Devonte' Graham	296-723	40.9	2015-18
Svi Mykhailiuk	237-579	40.9	2015-18
Adonis Jordan	179-437	40.9	1990-93
15. Ryan Robertson	144-354	40.7	1996-99
16. Tyrel Reed	176-433	40.6	2008-11
Kevin Pritchard	154-379	40.6	1987-90
18. Jeff Boschee	338-843	40.1	1999-02
19. Keith Langford	102-257	39.7	2002-05
20. Billy Thomas	269-691	38.9	1995-98
21. Jacque Vaughn	105-274	38.3	1994-97
22. Sherron Collins	232-655	37.7	2007-10

STEALS

<i>(started 1975-76)</i>			
1. Darnell Valentine	336	1978-81	
2. Mario Chalmers	283	2006-08	
3. Aaron Miles	264	2002-05	
4. Danny Manning	250	1985-88	
5. Russell Robinson	247	2005-08	
6. Kirk Hinrich	206	2000-03	
7. Devonte' Graham	197	2015-18	
8. Kevin Pritchard	190	1987-90	
9. Nick Bradford	187	1997-2000	
10. Adonis Jordan	181	1990-93	
11. Alonzo Jamison	175	1990-92	
12. Jerod Haase	174	1995-97	
13. Tyshawn Taylor	172	2009-12	
14. Frank Mason III	165	2014-17	
15. Jeff Boschee	161	1999-2002	
Tony Guy	161	1979-82	
17. Jacque Vaughn	160	1994-97	
Steve Woodberry	160	1991-94	
19. Cedric Hunter	157	1984-87	
20. Nick Collison	155	2000-03	
21. Paul Pierce	147	1996-98	
22. Sherron Collins	145	2007-10	
23. Ryan Robertson	143	1996-99	

BLOCKED SHOTS

<i>(started 1974-75)</i>			
1. Jeff Withey	311	2010-13	
2. Greg Ostertag	258	1992-95	
3. Cole Aldrich	253	2008-10	
4. Nick Collison	243	2000-03	
5. Eric Chenowith	242	1998-2001	
6. Scot Pollard	218	1994-97	
7. Danny Manning	200	1985-88	
8. John Crawford	155	1978-81	
9. Sasha Kaun	150	2005-08	
10. Donnie Von Moore	147	1974-75, 77-78	
11. Raef LaFrentz	138	1995-98	
Greg Dreiling	138	1984-86	
13. Paul Mokeski	136	1976-79	
14. Jamari Traylor	126	2013-16	
15. B.J. Williams	112	1994-97	
16. Darrell Arthur	109	2007-08	
17. Drew Gooden	107	2000-02	
18. Patrick Richey	106	1991-94	
19. Markieff Morris	103	2009-pr.	
20. Paul Pierce	98	1996-98	

-- **Udoka Azubuike** **88** **2017-Present**

CONSECUTIVE GAMES STARTED

1. Danny Manning	141	1985-88
2. Raef LaFrentz	116	1995-98
3. Frank Mason III	110	2014-17
Aaron Miles	110	2002-05
5. Wayne Selden Jr.	101	2014-16
6. Jacque Vaughn	100	1994-97
7. Keith Langford	98	2002-05
8. Cedric Hunter	89	1984-87
9. Jo Jo White	84	1966-69
10. Devonte' Graham	82	2015-18
11. Greg Dreiling	78	1984-86
12. Kirk Hinrich	73	2000-03

MINUTES PLAYED

1. Danny Manning	4,961	1985-88
2. Devonte' Graham	4,498	2015-18
3. Frank Mason III	4,347	2014-17
4. Kirk Hinrich	4,187	2000-03
5. Jeff Boschee	4,109	1999-2002
6. Sherron Collins	4,071	2007-10
7. Tyshawn Taylor	4,039	2009-12
8. Kevin Pritchard	3,982	1987-90
9. Tony Guy	3,911	1979-82
10. Darnell Valentine	3,906	1978-81
11. Nick Collison	3,894	2000-03

THE LAST TIME...

A TEAM SCORED 100+ POINTS IN A GAME		
KU	104 (W, 104-74)	vs. Oklahoma, 2-19-18
Opp.	103 (L, 99-103)	by Indiana, 11-11-16
A TEAM SCORED 50 OR FEWER POINTS IN A GAME		
KU	40 (L, 40-72)	vs. Kentucky, 11-18-14
Opp.	46 (W, 88-46)	by Montana, 12-19-15
A TEAM SCORED 90+ POINTS IN ALLEN FIELDHOUSE		
KU	90 (W, 90-84 [ot])	vs. Stanford, 12-1-18
Opp.	95 (L, 85-95)	by Arizona State, 12-10-17
A TEAM SCORED 60 OR FEWER POINTS IN ALLEN FIELDHOUSE		
KU	57 (L, 57-61)	vs. San Diego State, 1-5-14
Opp.	58 (W, 96-58)	by Toledo, 11-28-17
A TEAM SCORED 90 POINTS IN A LOSS		
KU	99 (99-103 OT)	vs. Indiana, 11-11-16
Opp.	106 (L, 106-109 3OT)	by Oklahoma, 1-4-16
A TEAM SCORED 60 OR FEWER POINTS IN A VICTORY		
KU	56 (W, 56-55)	at Baylor, 1-7-15
Opp.	60 (L, 57-60)	by Stanford, 3-23-14
A TEAM HAD 5+ PLAYERS SCORE IN DOUBLE FIGURES		
KU	Newman (20), Graham (18), Mykhailiuk (16), De Sousa (16), Vick (10)	vs. West Virginia, 3-10-18
Opp.	Paschall (24), Brunson (18), DiVincenzo (15), Spellman (15), Booth (10), Bridges (10)	by Villanova, 3-31-18
A TEAM WON A GAME BY 25+ POINTS		
KU	+30 (104-74)	vs. Oklahoma, 2-19-18
Opp.	+25 (77-52)	by Temple, 12-22-14
A TEAM WON A GAME BY 50+ POINTS		
KU	+51 (123-72)	vs. Chaminade, 11-23-15
Opp.		Never
A TEAM WON AN OVERTIME GAME (SINGLE-OVERTIME)		
KU	90-84	vs. Stanford, 12-1-18
Opp.	92-89	by Iowa State, 2-4-17
A TEAM WON A DOUBLE-OVERTIME GAME		
KU	68-68	at Oklahoma State, 2-20-13
Opp.	80-79	by Texas Tech, 2-14-05
A TEAM WON A TRIPLE-OVERTIME GAME		
KU	109-106	vs. Oklahoma, 1-4-16
Opp.	76-73	by Oklahoma State, 2-4-81
A TEAM SHOT 60% FG IN A GAME		
KU	60.3% (35-58)	vs. Texas, 2-26-18
Opp.	60.4%	by Oklahoma State, 2-27-10
A TEAM SHOT 30% OR WORSE FG IN A GAME		
KU	19.6%	vs. Kentucky, 11-18-14
Opp.	28.6%	by TCU, 2-6-16
A TEAM MADE 12+ 3-POINT FG IN A GAME		
KU	12	vs. Vermont, 11-12-18
Opp.	12	by Stanford, 12-1-18
A TEAM DID NOT MAKE A 3-POINT FG IN A GAME		
KU	0-8	vs. TCU, 3-12-15
Opp.	0-9	by Stanford, 3-23-14
A TEAM SHOT 60% 3-POINT FG IN A GAME (min. 10)		
KU	63.2 (12-19)	vs. Vermont, 11-12-18
Opp.	69.2% (9-13)	by Colorado, 1-25-11
A TEAM MADE 30+ FREE THROWS IN A GAME		
KU	33	vs. West Virginia, 2-13-17
Opp.	30	by Stanford, 12-3-16
A TEAM MADE 5 OR FEWER FREE THROWS IN A GAME		
KU	4	vs. West Virginia, 3-10-18
Opp.	4	by Marquette, 11-21-18

A TEAM ATTEMPTED 40+ FREE THROWS IN A GAME		
KU	44	vs. West Virginia, 2-13-17
Opp.	47	by West Virginia, 1-12-16
A TEAM SHOT 90% OR BETTER FREE THROWS IN A GAME		
KU	90.9 (10-11)	vs. Oklahoma, 2-19-18
Opp.	100.0 (10-10)	by West Virginia, 3-10-18
A TEAM SHOT 40% OR WORSE FREE THROWS IN A GAME		
KU	30.0% (3-10)	vs. Texas, 2-26-18
Opp.	25.0% (2-8)	by Texas, 1-19-13
A TEAM HAD 25+ OFFENSIVE REBOUNDS IN A GAME		
KU	28	vs. Fort Hays State, 12-10-03
Opp.	26	by TCU, 1-28-15
A TEAM HAD 5 OR FEWER OFFENSIVE REBOUNDS IN A GAME		
KU	5	vs. Toledo, 11-28-17
Opp.	5	by Vermont, 11-12-18
A TEAM HAD 30+ DEFENSIVE REBOUNDS IN A GAME		
KU	32	vs. Tennessee, 11-23-18
Opp.	33	by Michigan State, 11-6-18
A TEAM HAD 40+ DEFENSIVE REBOUNDS IN A GAME		
KU	43	vs. Oklahoma, 1-4-16
Opp.	41	by Oklahoma, 1-4-16
A TEAM HAD 50+ TOTAL REBOUNDS IN A GAME		
KU	51	vs. Texas Southern, 11-21-17
Opp.	50	by Indiana, 11-11-16
A TEAM HAD 60+ TOTAL REBOUNDS IN A GAME		
KU	60	vs. Oklahoma, 1-4-16
Opp.		Never
A TEAM HAD 25 OR FEWER TOTAL REBOUNDS IN A GAME		
KU	25	vs. Kansas State, 1-13-18
Opp.	25	by Oklahoma, 2-19-18
A TEAM OUT-REBOUNDED ITS OPPONENT BY 15+		
KU	+15 (47-32)	vs. Duke, 3-25-18
Opp.	+15 (44-29)	by Texas Tech, 1-2-18
A TEAM OUT-REBOUNDED ITS OPPONENT BY 20+		
KU	+23 (49-26)	vs. Omaha, 12-18-17
Opp.		Never
A TEAM OUT-REBOUNDED ITS OPPONENT BY 30+		
KU	+30 (61-31)	vs. Alcorn State, 12-2-09
Opp.		Never
3+ PLAYERS WITH 10+ REBOUNDS IN A GAME		
KU	Markieff Morris (13), Marcus Morris (11) & Thomas Robinson (10)	vs. Valparaiso, 11-15-10
Opp.	Eduardo Najera (12), Eric Martin (10) & Ryan Humphrey (10)	of Oklahoma, 2-20-99
2 PLAYERS WITH A DOUBLE-DOUBLE IN SAME GAME		
KU	Udoka Azubuike (23 pts, 11 reb) & Quentin Grimes (10 pts, 10 assists)	vs. Vermont, 11-12-18
Opp.	Cameron Lard (15 pts, 10 reb) & Nick Weiler-Babb (13 pts, 10 reb)	of Iowa State, 1-9-18
3 PLAYERS WITH A DOUBLE-DOUBLE IN SAME GAME		
KU	D. Graham (17p, 11a), L. Vick (19p, 11r) & M. Garrett (13p, 11r)	vs. Texas Southern, 11-21-17
Opp.		Never
A PLAYER WITH A TRIPLE-DOUBLE IN A GAME		
KU	Jeff Withey (16 pts, 12 reb, 12 blk)	vs. San Jose State, 11-26-12
Opp.	Denzel Valentine (29 pts, 12 reb, 12 ast)	of Michigan State, 11-17-15
A TEAM HAD 25+ ASSISTS IN A GAME		
KU	25	vs. Omaha, 12-18-17
Opp.	26	by Oklahoma, 1-10-94
A TEAM HAD 7 OR FEWER ASSISTS IN A GAME		
KU	7	at Oklahoma, 3-7-15
Opp.	7	by UC Davis, 3-17-17

THE LAST TIME...

A TEAM HAD 15+ STEALS IN A GAME			
KU	15	vs. Towson, 11-11-11	
Opp.	22	by West Virginia, 1-16-16	
A TEAM DID NOT HAVE A STEAL IN A GAME			
KU		vs. Syracuse, 3-18-01	
Opp.		Oakland, 11-25-09	
A TEAM HAD 10+ BLOCKED SHOTS IN A GAME			
KU	12	vs. Nebraska, 12-10-16	
Opp.	10	by Kentucky, 11-14-17	
A TEAM DID NOT BLOCK A SHOT IN A GAME			
KU		vs. Stanford, 12-1-18	
Opp.		by Louisiana, 11-16-18	
A TEAM COMMITTED 30+ FOULS IN A GAME			
KU	32	vs. Indiana, 11-11-16	
Opp.	31	by West Virginia, 2-13-17	
A TEAM COMMITTED 10 OR FEWER FOULS IN A GAME			
KU	10	vs. West Virginia, 3-10-18	
Opp.	10	by Omaha, 12-18-17	
A TEAM HAD TWO PLAYERS DISQUALIFIED (FOUL OUT)			
KU	Sviatoslav Mykhailiuk / Carlton Bragg Jr. / Lagerald Vick	vs. West Virginia, 2-13-17	
Opp.	Wendell Carter / Trevon Duval	of Duke, 3-25-18	
A TEAM HAD THREE PLAYERS DISQUALIFIED (FOUL OUT)			
KU	Sviatoslav Mykhailiuk / Carlton Bragg Jr. / Lagerald Vick	vs. West Virginia, 2-13-17	
Opp.	Poythress / Willis / Lee / Labissiere	of Kentucky, 1-30-16	
A TEAM HAD FOUR PLAYERS DISQUALIFIED (FOUL OUT)			
KU	Frank Mason III / Devonte' Graham / Carlton Bragg Jr. / Landen Lucas	vs. Indiana, 11-11-16	
Opp.			
A TEAM SCORED 50+ POINTS IN A HALF			
KU	50, 1st half	vs. Michigan State, 11-6-18	
Opp.	51, 2nd half	by Michigan State, 11-6-18	
A TEAM SCORED 60+ POINTS IN A HALF			
KU	66, 1st half	vs. Texas Southern, 11-21-17	
Opp.	60, 2nd half	by Texas Tech, 2-13-99	
A TEAM HAD 20 OR FEWER POINTS IN A HALF			
KU	20, 1st half	at Baylor, 2-10-18	
Opp.	20, 1st half	by UNLV, 12-22-16	
A TEAM SHOT 70% OR BETTER FG IN A HALF			
KU	72.0 (18-25), 2nd half	vs. West Virginia, 3-10-18	
Opp.	75.0, 1st half	by Baylor, 1-25-93	
A TEAM SHOT 20% OR WORSE FG IN A HALF			
KU	13.6%, 1st half	at TCU, 2-6-13	
Opp.	20.0%, 1st half	by Baylor, 3-13-15	
A TEAM MADE 7+ 3-POINTERS IN A HALF			
KU	7, 2nd half	vs. Vermont, 11-12-18	
Opp.	11, 1st half	by Marquette, 11-21-18	
A TEAM MADE DID NOT MAKE A 3-POINTER IN A HALF			
KU	0-6, 1st half	vs. Stanford, 12-1-18	
Opp.	0-10, 2nd half	by Oklahoma State, 3-8-18	
A TEAM DID NOT MAKE A FREE THROW IN A HALF			
KU	1st half (0-0)	vs. Kansas State, 3-9-18	
Opp.	1st half (0-0)	by Marquette, 11-21-18	
A TEAM DID NOT ATTEMPT A FREE THROW IN A HALF			
KU	1st half	vs. Kansas State, 3-9-18	
Opp.	1st half	by Marquette, 11-21-18	
A TEAM HAD 30+ REBOUNDS IN A HALF			
KU	32, 2nd half	vs. UMKC, 12-6-16	
Opp.	32, 1st half	by Rhode Island, 12-30-06	

A TEAM HAD 15+ ASSISTS IN A HALF			
KU	16, 1st half	vs. Texas Southern, 11-21-17	
Opp.	15, 1st half	by North Carolina, 3-25-12	
A TEAM DID NOT HAVE A TURNOVER IN A HALF			
KU	1st half	vs. South Dakota State, 11-17-17	
Opp.	2nd half	vs. Kansas State, 1-13-18	
A TEAM HAD 10+ STEALS IN A HALF			
KU	10, 1st half	vs. Texas, 1-21-17	
Opp.	11, 2nd half	by Long Beach State, 12-6-11	
A TEAM HAD 7+ BLOCKED SHOTS IN A HALF			
KU	7, 2nd half	vs. Siena, 11-18-16	
Opp.	7, 1st half and 2nd half	by Texas, 2-28-15	
A PLAYER SCORED 30+ POINTS IN A GAME			
KU	33 by Lagerald Vick	vs. Louisiana, 11-16-18	
Opp.	31 by Gabe Devoe	of Clemson, 3-23-18	
A PLAYER SCORED 40+ POINTS IN A GAME			
KU	41 by Andrew Wiggins	at West Virginia, 3-8-14	
Opp.	46 by Buddy Hield	of Oklahoma, 1-4-16	
A PLAYER SHOT 80% OR BETTER FG IN A GAME (MIN. 10 ATT.)			
KU	81.8 (9-11) by Udoka Azubuike	vs. Stanford, 12-1-18	
Opp.	90.9 (10-11) by Eric Paschall	of Villanova, 3-31-18	
A PLAYER MADE 7+ 3-POINTERS IN A GAME			
KU	7 by Lagerald Vick	vs. Louisiana, 11-16-18	
Opp.	7 by Deonte Burton	of Iowa State, 2-4-17	
A PLAYER SHOT 100% 3-POINT FG (MIN. 5 ATT.)			
KU	8-8 by Lagerald Vick	vs. Vermont, 11-12-18	
Opp.	5-5 by Desmond Mason	of Oklahoma State, 2-7-00	
A PLAYER MADE 12+ FREE THROWS IN A GAME			
KU	13 (13-13) by Devonte' Graham	vs. Texas Tech, 1-2-18	
Opp.	19 (19-22) by Reid Travis	of Stanford, 12-3-16	
A PLAYER SHOT 100% FREE THROWS IN A GAME (MIN. 10 ATT.)			
KU	13-13 by Devonte' Graham	vs. Texas Tech, 1-2-18	
Opp.	12-12 by Taurean Prince	of Baylor, 1-2-16	
A PLAYER HAD 8+ OFFENSIVE REBOUNDS IN A GAME			
KU	9 by Jeff Withey	vs. Baylor, 1-16-12	
Opp.	9 by Angel Delgado	of Seton Hall, 3-17-18	
A PLAYER HAD 12+ DEFENSIVE REBOUNDS IN A GAME			
KU	12 by Landen Lucas	vs. Iowa State, 2-4-17	
Opp.	14 by Angel Delgado	of Seton Hall, 3-17-18	
A PLAYER HAD 15+ TOTAL REBOUNDS IN A GAME			
KU	15 by Detric Lawson	vs. Stanford, 12-1-18	
Opp.	23 by Angel Delgado	of Seton Hall, 3-17-18	
A PLAYER HAD 10+ ASSISTS IN A GAME			
KU	10 by Quentin Grimes	vs. Vermont, 11-12-18	
Opp.	11 by Cassius Winston	of Michigan State, 11-6-18	
A PLAYER HAD 7+ TURNOVERS IN A GAME			
KU	7 by Frank Mason III	at West Virginia, 1-12-16	
Opp.	7 by Mark Vital	of Baylor, 2-10-18	
A PLAYER HAD 7+ BLOCKED SHOTS IN A GAME			
KU	8 by Joel Embiid	vs. Oklahoma State, 1-18-14	
Opp.	8 by Mohamed Bamba	of Texas, 12-29-17	
A PLAYER HAD 7+ STEALS IN A GAME			
KU	7 by Xavier Henry	vs. Baylor, 1-20-10	
Opp.	7 by Terry Black	of Baylor, 2-26-00	
A PLAYER PLAYED ALL 40 MINUTES IN REGULATION			
KU	Lagerald Vick	vs. Louisiana, 11-16-18	
Opp.	Grayson Allen	of Duke, 3-25-18	

2018-19 OVERALL STATS

RECORD:	OVERALL	HOME	AWAY	NEUTRAL
ALL GAMES	6-0	3-0	0-0	3-0
CONFERENCE	0-0	0-0	0-0	0-0
NON-CONFERENCE	6-0	3-0	0-0	3-0

#	Player	gp-gs	min	avg	Total		3-Point		F-Throw		Rebounds				pf	dq	a	to	blk	stl	pts	avg
					fg-fga	fg%	3fg-fga	3fg%	ft-fga	ft%	off	def	tot	avg								
24	Lagerald Vick	6-6	227	37.8	46-80	.575	28-47	.596	5-7	.714	5	19	24	4.0	11	0	11	14	0	9	125	20.8
01	Dedric Lawson	6-6	194	32.3	36-83	.434	1-7	.143	40-51	.784	22	45	67	11.2	20	1	21	15	4	7	113	18.8
35	Udoka Azubuike	6-6	137	22.8	41-59	.695	0-0	.000	8-25	.320	12	27	39	6.5	22	1	5	15	10	3	90	15.0
11	Devon Dotson	6-6	195	32.5	23-44	.523	5-10	.500	13-18	.722	4	16	20	3.3	13	0	16	9	0	10	64	10.7
05	Quentin Grimes	6-6	155	25.8	15-42	.357	9-22	.409	8-13	.615	2	13	15	2.5	15	0	17	10	0	3	47	7.8
00	Marcus Garrett	5-0	125	25.0	9-30	.300	1-6	.167	10-15	.667	3	9	12	2.4	5	0	11	4	2	8	29	5.8
02	Charlie Moore	6-0	115	19.2	6-23	.261	2-12	.167	6-8	.750	2	8	10	1.7	10	0	10	2	0	2	20	3.3
13	K.J. Lawson	6-0	40	6.7	4-6	.667	1-2	.500	7-10	.700	4	12	16	2.7	9	0	1	3	0	3	16	2.7
33	David McCormack	5-0	22	4.4	3-7	.429	0-0	.000	1-4	.250	5	6	11	2.2	2	0	1	2	1	0	7	1.4
44	Mitch Lightfoot	6-0	40	6.7	3-5	.600	0-1	.000	2-3	.667	3	5	8	1.3	5	0	2	1	4	0	8	1.3
Team											7	14	21		1							
Total.....		6	1250		186-379	.491	47-107	.439	100-154	.649	69	174	243	40.5	113	2	95	75	21	45	519	86.5
Opponents.....		6	1252		160-376	.426	66-177	.373	78-105	.743	50	157	207	34.5	127	-	95	90	26	28	464	77.3

TEAM STATISTICS	KU	OPP	Date	Opponent	Score	Att.
SCORING	519	464	11/06/18	vs Michigan St.	W 92-87	18907
Points per game	86.5	77.3	11/12/18	VERMONT	W 84-68	16300
Scoring margin	+9.2	-	11/16/18	LOUISIANA	W 89-76	16300
FIELD GOALS-ATT	186-379	160-376	11/21/18	vs Marquette	W 77-68	4981
Field goal pct	.491	.426	11/23/18	vs Tennessee	Wot 87-81	5491
3 POINT FG-ATT	47-107	66-177	12/01/18	STANFORD	Wot 90-84	16300
3-point FG pct	.439	.373	* - Conference game			
3-pt FG made per game	7.8	11.0				
FREE THROWS-ATT	100-154	78-105				
Free throw pct	.649	.743				
F-Throws made per game	16.7	13.0				
REBOUNDS	243	207				
Rebounds per game	40.5	34.5				
Rebounding margin	+6.0	-				
ASSISTS	95	95				
Assists per game	15.8	15.8				
TURNOVERS	75	90				
Turnovers per game	12.5	15.0				
Turnover margin	+2.5	-				
Assist/turnover ratio	1.3	1.1				
STEALS	45	28				
Steals per game	7.5	4.7				
BLOCKS	21	26				
Blocks per game	3.5	4.3				
ATTENDANCE	48900	29379				
Home games-Avg/Game	3-16300	0-0				
Neutral site-Avg/Game	-	3-9793				

Score by Periods	1st	2nd	OT	Totals
Kansas	232	254	33	519
Opponents	228	215	21	464



0

MARCUS GARRETT SO • Guard • 6-5 • 195 • Dallas, Texas • Skyline HS

SEASON STATS

PPG	RPG	APG	FG%	3FG%	FT%
5.8	2.4	2.2	30%	17%	67%
CAREER					
4.3	3.3	1.3	43%	26%	53%

CAREER HIGHS

Points	13	vs. Texas Southern (11.21.17)
Field Goals	5	vs. Oakland (11.24.17)
Rebounds	11	vs. Texas Southern (11.21.17)
Assists	5	vs. Louisiana (11.16.18)
Blocks	2	2x, last vs. Marquette (11.21.18)
Steals	4	2x, last vs. Stanford (12.1.18)
Minutes	33	2x, last vs. Stanford (12.1.18)

NOTES

Tied career highs with four steals and 33 minutes vs. Stanford (12/1) ... Did not play vs. Tennessee (11/23) due to concussion symptoms suffered vs. Marquette (11/21) ... Scored a season-high 11 points with two blocked shots vs. Marquette (11/21) ... Dished out a career-high five assists vs. Louisiana (11/16) ... **2017-18:** Recorded two double-doubles ... Had seven starts with six in Big 12 play ... co-Big 12 Newcomer of the Week (11/7) ... 2017 Texas HS Gatorade Player of the Year.



1

DETRIC LAWSON (DEE-drick) R-Jr • Forward • 6-9 • 235 • Memphis, Tenn. • Hamilton HS • Memphis

SEASON STATS

PPG	RPG	APG	FG%	3FG%	FT%
18.8	11.2	3.5	43%	14%	78%
CAREER (INCLUDES AT MEMPHIS IN 2015-16 AND 2016-17)					
17.6	9.7	3.0	44%	30%	73%

CAREER HIGHS (*AT MEMPHIS)

Points	*35	vs. Iowa (11.26.16)
Field Goals	*15	vs. Iowa (11.26.16)
Rebounds	*16	vs. Tulane (2.13.16)
Assists	*8	vs. South Carolina (12-30-16)
Blocks	*8	vs. UAB (12-10-16)
Steals	*3	7x, last vs. Tulsa (2.17.17)
Minutes	41	vs. Tennessee (11.23.18)

NOTES

Has three straight double-doubles, including 24 points and 15 rebounds vs. Stanford (12/1) ... Has scored 24-plus points in his last three games ... Two-time Big 12 Player of the Week (11/12, 11/26) ... Leads the Big 12 with four double-doubles and a 11.2 rebound average ... Had 19 points and collected his 200th career assist vs. Louisiana (11/16) ... Has 40 career double-doubles ... Led Memphis in scoring both his freshman and sophomore seasons with 36 double-doubles.



2

CHARLIE MOORE R-SO • Guard • 5-11 • 180 • Chicago, Ill. • Morgan Park HS • California

SEASON STATS

PPG	RPG	APG	FG%	3FG%	FT%
3.3	1.7	1.7	26%	17%	75%
CAREER (INCLUDES AT CALIFORNIA IN 2016-17)					
10.9	1.9	3.3	38%	34%	76%

CAREER HIGHS (*AT CALIFORNIA)

Points	*38	vs. UC Irvine (11.16.16)
Field Goals	*10	vs. UC Irvine (11.16.16)
Rebounds	*6	2x, last vs. Oregon St. (2.24.17)
Assists	*8	2x, last vs. Colorado (2.5.17)
Blocks	-	-
Steals	*4	vs. UC Davis (12.10.16)
Minutes	*41	vs. Utah (2.2.17)

NOTES

Has averaged 22.0 points in his last two games ... Had season highs in points (9) and minutes (32) vs. Tennessee (11/23) ... Scored seven points on 3-of-6 shooting vs. Vermont (11/12) ... A transfer from California following the 2016-17 season ... Started all 34 games while at California during his freshman year in 2016-17 ... Averaged 28.8 minutes, 12.2 points and 3.5 assists while at California.



5

QUENTIN GRIMES FR • Guard • 6-5 • 210 • The Woodlands, Texas • College Park HS

SEASON STATS

PPG	RPG	APG	FG%	3FG%	FT%
7.8	2.5	2.8	36%	41%	62%
CAREER					
7.8	2.5	2.8	36%	41%	62%

CAREER HIGHS

Points	21	vs. Michigan State (11.6.18)
Field Goals	7	vs. Michigan State (11.6.18)
Rebounds	4	2x, last vs. Tennessee (11.23.18)
Assists	10	vs. Vermont (11.12.18)
Blocks	-	-
Steals	1	3x, last vs. Tennessee (11.23.18)
Minutes	31	2x, last vs. Louisiana (11.16.18)

NOTES

Has started every game ... Tied his career high with four rebounds vs. Tennessee (11/23) ... Posted first career double-double with 10 points and 10 assists vs. Vermont (11/12) ... Named Big 12 Newcomer of the Week (11/12) ... Led KU with 21 points, including six 3-pointers, vs. Michigan State (11/6) ... Ended up ranked No. 8 in the national recruiting rankings ... Has valuable USA Basketball experience, including a gold medal won in 2018 at the FIBA U18 Americas Championship, coached by Bill Self.



11

DEVON DOTSON (deh-VAWN) FR • Guard • 6-2 • 185 • Charlotte, N.C. • Providence Day School

SEASON STATS

PPG	RPG	APG	FG%	3FG%	FT%
10.7	3.3	2.7	52%	50%	72%
CAREER					
10.7	3.3	2.7	52%	50%	72%

CAREER HIGHS

Points	17	vs. Tennessee (11.23.18)
Field Goals	6	vs. Michigan State (11.6.18)
Rebounds	6	vs. Vermont (11.12.18)
Assists	4	2x, last vs. Stanford (12.1.18)
Blocks	-	-
Steals	3	2x, last vs. Marquette (11.21.18)
Minutes	43	vs. Stanford (12.1.18)

NOTES

Played a career-high 43 minutes and tied a career high with four assists vs. Stanford (12/1) ... Posted career highs in points (17) and minutes (40) vs. Tennessee (11/23) ... Had 10 points and a career-high four assists vs. Marquette (11/21) ... Had 16 points with three assists and three steals, vs. Michigan State (11/6) ... Picked up numerous postseason honors and played in all-star games following the 2017-18 season ... Ended ranked No. 20 by Rivals.com, No. 21 by 247Sports.com and No. 24 by ESPN100.



12

CHRIS TEAHAN SO • Guard • 6-4 • 195 • Leawood, Kan. • Rockhurst HS

SEASON STATS

PPG	RPG	APG	FG%	3FG%	FT%
-	-	-	-	-	-
CAREER					
1.1	0.6	0.1	36%	25%	100%

CAREER HIGHS

Points	4	vs. Toledo (11.28.17)
Field Goals	1	4x, last vs. Omaha (12.18.17)
Rebounds	3	vs. South Dakota State (11.17.17)
Assists	1	vs. Tennessee State (11.10.17)
Blocks	-	-
Steals	-	-
Minutes	4	4x, last vs. Omaha (12.18.17)

NOTES

2017-18: Appeared in 10 games, two in conference play and three postseason ... Averaged 2.3 minutes per contest ... Made his second 3-pointer of the season in scoring three points vs. Omaha (12/18) ... Had a season-high four points vs. Toledo (11/28) ... Logged four minutes against South Dakota State (11/17) with three points and three rebounds ... An invited walk-on who was a two-sport athlete at Rockhurst HS in Kansas City, Missouri ... Older brother, Conner, played five seasons at KU and on two Final Four teams.



13

K.J. LAWSON R-SO • Guard • 6-8 • 210 • Memphis, Tenn. • Hamilton HS • Memphis

SEASON STATS

PPG	RPG	APG	FG%	3FG%	FT%
2.7	2.7	0.2	67%	50%	70%
CAREER (INCLUDES AT MEMPHIS IN 2015-16 AND 2016-17)					
10.4	6.5	2.1	40%	32%	69%

CAREER HIGHS (*AT MEMPHIS)

Points	*28	at Houston (1.19.17)
Field Goals	*12	at Houston (1.19.17)
Rebounds	*19	vs. East Carolina (1.28.17)
Assists	*7	vs. McNeese (11.22.16)
Blocks	*2	4x, last vs. Tulsa (2.7.17)
Steals	*3	vs. South Florida (1.14.17)
Minutes	*43	at Houston (1.19.17)

NOTES

Had his best game of the season with eight points, six rebounds and two steals in 19 minutes vs. Tennessee (11/23) ... Played 10 minutes vs. Michigan State (11/6) with four points and six rebounds ... A transfer from Memphis who sat out the 2017-18 season due to NCAA rules ... Played in 42 games while at Memphis with 33 starts, an 11.5 career scoring average and 7.0 career rebound average ... Had nine career double-doubles ... Granted a medical redshirt following the 2015-16 season.



20 GARRETT LUINSTRA (loo-IN-struh) FR • Guard • 6-2 • 155 • Lawrence, Kan. • Lawrence Free State HS

SEASON STATS

PPG	RPG	APG	FG%	3FG%	FT%
-	-	-	-	-	-
CAREER					
-	-	-	-	-	-

CAREER HIGHS

Points	-
Field Goals	-
Rebounds	-
Assists	-
Blocks	-
Steals	-
Minutes	-

NOTES

Played one minute with an assist and steal in the exhibition win vs. Emporia State (10/25) ... A combo guard who set his high school's single-season scoring record with 456 points as a senior ... Averaged 19 points his senior year in guiding Free State High School to the 6A state title game and a 19-6 record ... A first-team all-state selection and the Sunflower League Player of the Year his senior season.



22 SILVIO DE SOUSA (deh-SOE-suh) SO • Forward • 6-9 • 245 • Luanda, Angola • IMG Academy (Fla.)

SEASON STATS (2017-18)

PPG	RPG	BPG	FG%	3FG%	FT%
4.0	3.7	0.2	68%	-	71%
CAREER					
4.0	3.7	0.2	68%	-	71%

CAREER HIGHS

Points	16	vs. West Virginia (3.10.18)
Field Goals	8	vs. West Virginia (3.10.18)
Rebounds	11	vs. Kansas State (3.9.18)
Assists	1	4x, last vs. Duke (3.25.18)
Blocks	1	3x, last vs. Duke (3.25.18)
Steals	1	vs. West Virginia (3.10.18)
Minutes	26	2x, last vs. vs. Duke (3.25.18)

NOTES

Averaged 4.8 points and 5.4 rebounds in the 2018 NCAA Tournament ... Tied season high with 26 minutes vs. Duke (3/25) with 10 rebounds and scoring four points ... Averaged 20.0 minutes, 10.0 ppg and 9.7 rpg in the Big 12 Championship ... Posted his first double-double (16 points, 10 rebounds) vs. West Virginia (3/10) in the Big 12 title game ... Pulled down six or more rebounds seven times, including his last three games in the NCAA Tournament ... Joined the team following graduation from IMG Academy in Bradenton, Florida, following the fall 2017 semester.



24 LAGERALD VICK SR • Guard • 6-5 • 190 • Memphis, Tenn. • Douglass HS

SEASON STATS

PPG	RPG	APG	FG%	3FG%	FT%
20.8	4.0	1.8	58%	60%	71%
CAREER					
9.0	3.4	1.4	49%	41%	73%

CAREER HIGHS

Points	33	vs. Louisiana (11.16.18)
Field Goals	12	2x, last vs. Vermont (11.12.18)
Rebounds	11	vs. Texas Southern (11.21.17)
Assists	7	3x, last vs. Washington (12.6.17)
Blocks	3	vs. Oakland (11.24.17)
Steals	3	4x, last vs. Michigan St. (11.6.18)
Minutes	43	2x, last vs. Stanford (12.1.18)

NOTES

Has made 28 3-pointers in the last five games and is 28-for-43 (65.1 pct) from 3-point range in that span ... Only player in the Big 12 averaging 20 or more points per game at 20.8 ... Big 12 Player of the Week (11/19) ... Posted a career-high 33 points with nine rebounds vs. Louisiana (11/16) ... Had 32 points vs. Vermont (11/12) in which he set the KU game record for 3-pointers made in a game without a miss, going 8-for-8 ... Lone senior on the Kansas roster ... 2018 All-Big 12 Honorable Mention ... Had six 20-point efforts as a junior ... Averaged 7.4 ppg and shot 37 percent from beyond the arc in 2016-17.



30 OCHAI AGBAJI (OH-chie uh-BAH-gee) FR • Guard • 6-5 • 210 • Kansas City, Mo. • Oak Park HS

SEASON STATS

PPG	RPG	APG	FG%	3FG%	FT%
-	-	-	-	-	-
CAREER					
-	-	-	-	-	-

CAREER HIGHS

Points	-
Field Goals	-
Rebounds	-
Assists	-
Blocks	-
Steals	-
Minutes	-

NOTES

Was announced Nov. 5 he will redshirt the 2018-19 season ... Had eight points on 3-of-3 shooting with four rebounds in 12 minutes in the exhibition win vs. Emporia State (10/25) ... A Kansas City product who is very athletic and has a great shooting touch ... Bill Self compares Agbaji to Kansas City Jayhawk Travis Releford who played in 138 career games and was a two-year starter while at KU.



33 DAVID McCORMACK FR • Forward • 6-10 • 265 • Norfolk, Va. • Oak Hill Academy

SEASON STATS

PPG	RPG	BPG	FG%	3FG%	FT%
1.4	2.2	0.2	43%	-	25%
CAREER					
1.4	2.2	0.2	43%	-	25%

CAREER HIGHS

Points	3	vs. Michigan State (11.6.18)
Field Goals	1	3x, last vs. Marquette (11.21.18)
Rebounds	6	vs. Louisiana (11.16.18)
Assists	1	vs. Michigan State (11.6.18)
Blocks	1	vs. Louisiana (11.16.18)
Steals	-	
Minutes	10	vs. Louisiana (11.16.18)

NOTES

Averages 4.4 minutes per game ... Played 10 minutes with a season-high six rebounds and two points vs. Louisiana (11/16) ... Had three points, three rebounds and one assist vs. Michigan State (11/6) ... A 2018 McDonald's All-American who also represented the USA at the Nike Hoop Summit ... A big body who showed a lot of discipline in losing more than 50 pounds during high school.



35 UDOKA AZUBUIKE (az-uh-BOO-kee) JR • Center • 7-0 • 270 • Delta, Nigeria • Potter's House Christian Academy

SEASON STATS

PPG	RPG	BPG	FG%	3FG%	FT%
15.0	6.5	1.7	70%	-	32%
CAREER					
11.5	6.4	1.7	75%	-	39%

CAREER HIGHS

Points	26	at Nebraska (12.16.17)
Field Goals	13	at Nebraska (12.16.17)
Rebounds	13	at Texas (12.29.17)
Assists	2	4x, last vs. Marquette (11.21.18)
Blocks	5	2x, last vs. Texas (2.26.18)
Steals	3	vs. Oklahoma (2.19.18)
Minutes	34	3x, last vs. Vermont (11.12.18)

NOTES

Just missed a double-double with 18 points and nine rebounds vs. Stanford (12/1) ... Leads KU in FG Pct. (69.5) and with 10 blocked shots ... Had 17 points and eight rebounds vs. Louisiana (11/16) ... Posted first DD of the season with 23 points and 11 rebounds vs. Vermont (11/12) ... In 2017-18, Led NCAA Division I in FG Pct. at 77.0, which ranks second best in NCAA history ... Posted seven 20-point games season in 2017-18 ... Played in 11 games with six starts as a freshman in 2016-17 before a season-ending wrist injury.



44 MITCH LIGHTFOOT JR • Forward • 6-8 • 225 • Gilbert, Ariz. • Gilbert Christian HS

SEASON STATS

PPG	RPG	BPG	FG%	3FG%	FT%
1.3	1.3	0.7	60%	0%	67%
CAREER					
2.5	2.1	1.0	57%	38%	55%

CAREER HIGHS

Points	11	vs. Oakland (11.24.17)
Field Goals	4	4x, last vs. Kansas State (3.9.18)
Rebounds	11	vs. Penn (3.15.18)
Assists	2	at Baylor (2.10.18)
Blocks	6	at TCU (1.6.18)
Steals	2	at Iowa State (2.13.18)
Minutes	27	vs. Penn (3.15.18)

NOTES

Had three points, two rebounds, one assist and one blocked shot vs. Marquette (11/21) ... Had four points with one rebound and one blocked shot in six minutes vs. Michigan State (11/6) ... **2017-18:** Started seven games ... Pulled down a career-high 11 rebounds vs. Penn (3/18) with nine points in the NCAA tourn. ... Finished second on the team with 54 blocked shots ... Ranked eighth in the Big 12 with 1.5 blocked shots per game ... Led Kansas with 16 charges drawn ... Was born in Kansas City and moved to Arizona as a youth.