



# KANSAS

#KUBball

f /KANSASBASKETBALL

@KUHOOPS

@KUHOOPS

DEC. 15, 2018 | VILLANOVA | GAME NOTES

KANSAS COMMUNICATIONS

JAYHAWKS

WILDCATS

8-0  
OVERALL

0-0  
BIG 12

#1 / #1  
RANKING (AP/COACHES)



-vs-



8-3  
OVERALL

0-0  
BIG EAST

#17 / #16  
RANKING (AP/COACHES)

Bill Self  
HEAD COACH

455-96 (.826)  
RECORD AT KU, 16TH SEASON

Jay Wright  
HEAD COACH

430-168 (.719)  
RECORD AT VU, 18TH SEASON

## SCHEDULE (H: 5-0; A: 0-0; N: 3-0)

Date	KU Rnk	OPP Rnk	Opponent	TV	Time/Result
<b>NOVEMBER (5-0)</b>					
6	1/1	10/10	vs. Michigan State!	ESPN	W, 92-87
12	2/1	-/-	VERMONT-	ESPN2	W, 84-68
16	2/1	-/-	LOUISIANA	JTV/ESPN+	W, 89-76
21	2/2	rv/rv	vs. Marquette#	ESPN2	W, 77-68
23	2/2	5/5	vs. Tennessee#	ESPN2	W, 87-82 ot
<b>DECEMBER (3-0)</b>					
1	2/2	-/-	STANFORD	ESPN	W, 90-84 ot
4	2/2	-/-	WOFFORD	JTV/ESPN+	W, 72-47
8	2/2	-/-	NEW MEXICO STATE*	ESPN2	W, 63-60
15	1/1	17/16	VILLANOVA	ESPN	11 a.m.
18	-/-	-/-	SOUTH DAKOTA	JTV/ESPN+	7 p.m.
22	-/-	-/-	at Arizona State	ESPN2	8 p.m.
29	-/-	-/-	EASTERN MICHIGAN	JTV/ESPN+	1 p.m.
<b>JANUARY</b>					
2	-/-	-/-	OKLAHOMA*	ESPN2/U	8 p.m.
5	-/-	-/-	at Iowa State*	ESPN2	4 p.m.
9	-/-	-/-	TCU*	ESPN2/U	8 p.m.
12	-/-	-/-	at Baylor*	ESPN/2	3 p.m.
14	-/-	-/-	TEXAS*	ESPN/U	8 p.m.
19	-/-	-/-	at West Virginia*	ESPN/2	TBD
21	-/-	-/-	IOWA STATE*	ESPN/U	8 p.m.
26	-/-	-/-	at Kentucky<	ESPN/2	5 p.m.
29	-/-	-/-	at Texas*	ESPN/2	6 p.m.
<b>FEBRUARY</b>					
2	-/-	-/-	TEXAS TECH*	CBS	3 p.m.
5	-/-	-/-	at Kansas State*	ESPN/2	8 p.m.
9	-/-	-/-	OKLAHOMA STATE*	ESPN/2	11 a.m.
11	-/-	-/-	at TCU*	ESPN/2	8 p.m.
16	-/-	-/-	WEST VIRGINIA*	ESPN/2	TBD
23	-/-	-/-	at Texas Tech*	ESPN/2	5/7 p.m.
25	-/-	-/-	KANSAS STATE*	ESPN	8 p.m.
<b>MARCH</b>					
2	-/-	-/-	at Oklahoma State*	CBS	11 a.m.
5	-/-	-/-	at Oklahoma*	ESPN/2	8 p.m.
9	-/-	-/-	BAYLOR*	ESPN/2	1 p.m.
13-16	Big 12 Championship		TBD	TBD	TBD

All times Central and subject to change.

Rank: AP Top 25 / USA Today Coaches' Poll

! State Farm Champions Classic (Indianapolis, Ind.); ~ NIT Season Tip-Off (Campus Round); # NIT Season Tip-Off (Brooklyn, N.Y.); ^ Jayhawk Shootout (Kansas City, Mo.); < Big 12/Pac-12 Challenge; \* Big 12 Conference Game

## #17/16 VILLANOVA vs. #1/1 KANSAS

Lawrence, Kan. • Allen Fieldhouse (16,300)  
Saturday, December 15, 2018 • 11 a.m. (CST)



**Play-by-Play:** Dan Shulman  
**Analyst:** Jay Bilas  
**Reporter:** Brooke Weisbrod  
**Producer:** Joe McCoy  
**Director:** Anthony DeMarco



**Radio:** IMG Jayhawk Radio Network  
**Webcast:** KUathletics.com/Radio  
**Play-by-Play:** Brian Hanni  
**Analyst:** Greg Gurley  
**Producer/Engineer:** Steve Kincaid

### TIP-OFF

- No. 1/1 Kansas (8-0) will host defending national champion No. 17/16 Villanova (8-3) Saturday, Dec. 15 at 11 a.m., on ESPN.
- This will mark the third time in the arena's 63 years that KU will host the defending NCAA Champion at Allen Fieldhouse. KU fell to the 1962 champion Cincinnati, 64-49, on Dec. 16, 1962, and defeated the 1995 champion UCLA Bruins, 85-70, on Dec. 1, 1995.
- Kansas and Villanova are meeting for the eighth time in men's basketball with the last meeting in the 2018 Final Four semifinals, a Villanova 95-79 win in San Antonio. Villanova has a 4-3 series advantage over KU.
- Kansas is looking to go 9-0 for the first time since the 2010-11 team opened the season 18-0. A 9-0 record would be the fifth in head coach Bill Self's 16 seasons at KU (14-0 in 2004-05, 20-0 in 2007-08, 14-0 in 2009-10 and 18-0 in 2010-11).
- At 8-0, Kansas is one of nine teams in NCAA Division I still undefeated.
- Villanova is the third ranked team Kansas will face in 2018-19. The Jayhawks are 2-0 against ranked foes this season with wins versus then-No. 10 Michigan State and then-No. 5 Tennessee.
- Kansas is 46-3 in Allen Fieldhouse when it is the No. 1 team in the Associated Press poll, including 20-0 under Bill Self. The Jayhawks have won 38-straight in Allen Fieldhouse when ranked No. 1 dating back to the 1994-95 season.
- Kansas is the only team in the Big 12 with two players ranked in the top five in the league in scoring. Redshirt junior F Detric Lawson is third at 19.1 ppg, while senior G Lagerald Vick is fifth at 16.3 ppg.
- With four double-doubles in his last five games and five-straight 20-point outings, Lawson is the only player in the Big 12 to average a double-double with 19.1 ppg and a conference-leading 10.6 rpg.
- Detric Lawson has five double-doubles this season, which leads the Big 12 and is 15th nationally.

## SERIES AT A GLANCE (MORE ON PG 6)

OVERALL	VILLANOVA LEADS, 4-3
In Lawrence (AFH)	KU leads, 1-0 (1-0)
Last Meeting	NOVA 95, KU 79 (3.31.18)



81.8	<< POINTS PER GAME	75.0
48.4	<< FG%	44.5
37.7	<< 3FG%	34.3
64.2	FT% >>	72.3
39.4	<< REBOUNDS PER GAME	36.9
15.1	<< ASSISTS PER GAME	13.8
3.8	<< BLOCKS PER GAME	3.5
7.6	<< STEALS PER GAME	5.0
71.4	SCORING DEFENSE >>	66.0
40.7	<< FG% DEFENSE	43.4
34.1	3FG% DEFENSE >>	32.2
+3.3	REBOUND MARGIN >>	+5.4
1.3	<< AST-TO RATIO	1.1

## LAST GAME STARTERS

<b>11 DOTSON</b> FR • GUARD	<b>2 MOORE</b> R-SO • GUARD	<b>5 GRIMES</b> FR • GUARD	<b>0 GARRETT</b> SO • GUARD	<b>1 LAWSON</b> R-JR • FORWARD
MIN <b>33.0</b>	MIN <b>19.4</b>	MIN <b>25.6</b>	MIN <b>26.6</b>	MIN <b>32.5</b>
PPG <b>11.0</b>	PPG <b>3.6</b>	PPG <b>8.3</b>	PPG <b>6.6</b>	PPG <b>19.1</b>
FG% <b>52.5%</b>	FG% <b>26.3%</b>	FG% <b>40.4%</b>	FG% <b>34.9%</b>	FG% <b>47.0%</b>
3FG% <b>40.0%</b>	3FG% <b>13.6%</b>	3FG% <b>37.9%</b>	AST <b>2.3</b>	REB <b>10.6</b>
AST <b>2.6</b>	AST <b>1.4</b>	AST <b>2.5</b>	REB <b>3.1</b>	AST <b>2.9</b>

## COMMUNICATIONS

**CHRIS THEISEN**  
Asst. AD for Comm.  
e theisen@ku.edu  
c 785.331.9356

**BRAD GILBERT**  
Asst. Comm. Director  
e bgilbert@ku.edu  
c 785.424.4008

## NUMERICAL ROSTER

NO.	NAME	POS.	HT.	WT.	YR.	EXP.	HOMETOWN / HIGH SCHOOL / PREVIOUS SCHOOL
0	Marcus Garrett	G	6-5	195	So.	1L	Dallas, Texas / Skyline HS
1	Dedric Lawson	F	6-9	235	RS-Jr.	TR	Memphis, Tenn. / Hamilton HS / Memphis
2	Charlie Moore	G	5-11	180	RS-So.	TR	Chicago, Ill. / Morgan Park HS / California
5	Quentin Grimes	G	6-5	210	Fr.	HS	The Woodlands, Texas / College Park HS
10	Elijah Elliott	G	6-3	185	Fr.	HS	Southlake, Texas / Carroll Senior HS
11	Devon Dotson	G	6-2	185	Fr.	HS	Charlotte, N.C. / Providence Day School
12	Chris Teahan	G	6-4	195	So.	1L	Leawood, Kan. / Rockhurst HS
13	K.J. Lawson	G	6-8	210	RS-So.	TR	Memphis, Tenn. / Hamilton HS / Memphis
20	Garrett Luinstra	G	6-2	155	Fr.	HS	Lawrence, Kan. / Lawrence Free State HS
22	Silvio De Sousa	F	6-9	245	So.	1L	Luanda, Angola / IMG Academy [Fla.]
24	Lagerald Vick	G	6-5	190	Sr.	3L	Memphis, Tenn. / Douglass HS
30	Ochai Agbaji	G	6-5	210	Fr.	HS	Kansas City, Mo. / Oak Park HS
33	David McCormack	F	6-10	265	Fr.	HS	Norfolk, Va. / Oak Hill Academy
35	Udoka Azubuike	C	7-0	270	Jr.	2L	Delta, Nigeria / Potter's House Christian Academy [Fla.]
44	Mitch Lightfoot	F	6-8	225	Jr.	2L	Gilbert, Ariz. / Gilbert Christian HS

## COACHING STAFF

NAME	POSITION // YEAR AT KU	ALMA MATER // YEAR
Bill Self	Head Coach // 16th	Oklahoma State // 1985
Kurtis Townsend	Assistant Coach // 15th	Western Kentucky // 1982
Norm Roberts	Assistant Coach // 8th	Queens College // 1987
Jerrance Howard	Assistant Coach // 6th	Illinois // 2004
Brennan Bechard	Dir. of Operations // 8th	Kansas // 2009
Fred Quartlebaum	Dir. of S-A Development // 5th	Fordham // 1989
Jeremy Case	Video Coordinator // 4th	Kansas // 2005

## PRONUNCIATIONS

Udoka Azubuike..... you-DOE-kuh az-uh-BOO-kuu  
 Silvio De Sousa..... deh-SOE-suh  
 Devon Dotson..... DEH-vawn  
 Dedric Lawson..... DEE-drik  
 Garrett Luinstra..... loo-IN-struh  
 Ochai Agbaji..... OH-chie uh-BAH-gée

## RADIO/TV ROSTER



**0** **MARCUS GARRETT**  
So. · G · 6-5 · 195  
Dallas, Texas




**1** **DEDRIC LAWSON**  
R-Jr. · F · 6-9 · 235  
Memphis, Tenn.



**2** **CHARLIE MOORE**  
R-So. · G · 5-11 · 180  
Chicago, Ill.



**5** **QUENTIN GRIMES**  
Fr. · G · 6-5 · 210  
The Woodlands, Texas



**10** **ELIJAH ELLIOTT**  
Fr. · G · 6-3 · 185  
Southlake, Texas




**11** **DEVON DOTSON**  
Fr. · G · 6-2 · 185  
Charlotte, N.C.



**12** **CHRIS TEAHAN**  
So. · G · 6-4 · 195  
Leawood, Kan.



**13** **K.J. LAWSON**  
R-So. · G · 6-8 · 210  
Memphis, Tenn.



**20** **GARRETT LUINSTRA**  
Fr. · G · 6-2 · 155  
Lawrence, Kan.



**22** **SILVIO DE SOUSA**  
So. · F · 6-9 · 245  
Luanda, Angola



**24** **LAGERALD VICK**  
Sr. · G · 6-5 · 190  
Memphis, Tenn.



**30** **OCHAI AGBAJI**  
Fr. · G · 6-5 · 210  
Kansas City, Mo.



**33** **DAVID MCCORMACK**  
Fr. · F · 6-10 · 265  
Norfolk, Va.



**35** **UDOKA AZUBUIKE**  
Jr. · C · 7-0 · 270  
Delta, Nigeria



**44** **MITCH LIGHTFOOT**  
Jr. · F · 6-8 · 225  
Gilbert, Ariz.



**BILL SELF**  
Head Coach  
16th Season



**KURTIS TOWNSEND**  
Assistant Coach  
15th Season



**NORM ROBERTS**  
Assistant Coach  
Eighth Season



**JERRANCE HOWARD**  
Assistant Coach  
Sixth Season



**BRENNAN BECHARD**  
Director of Operations  
Eighth Season



**FRED QUARTLEBAUM**  
Dir. of S-A Development  
Fifth Season

## VILLANOVA WILDCATS

NO.	NAME	POS.	HT.	WT.	YR.	HOMETOWN / HIGH SCHOOL
1	Jahvon Quinerly	G	6-1	175	Fr.	Hackensack, N.J. / Hudson Cath.
2	Collin Gillespie	G	6-3	183	So.	Warminster, Pa. / Arch. Wood
3	Brandon Slater	F	6-7	205	Fr.	Centreville, Va. / Paul VI
4	Eric Paschall	F	6-8	255	Sr-Tr.	Dobbs Ferry, N.Y. / St. Th. More
5	Phil Booth	G	6-3	194	R-Sr.	Baltimore, Md. / Mt. St. Joseph
10	Cole Swider	F	6-9	210	Fr.	Portsmouth, R.I. / St. Andrews
12	Tim Saunders	G	6-4	200	Sr.	Del Mar, Calif. / Torrey Pines
15	Saddiq Bey	F	6-8	220	Fr.	Largo, Md. / Sidwell Fr.
21	Dhamir Cosby-Roundtree	F	6-9	226	So.	Philadelphia, Pa. / Neum. Goretti
22	Peyton Heck	G	5-11	175	Sr.	Wilmington, Del. / Archmere
23	Jermaine Samuels	F	6-7	220	So.	Franklin, Mass. / Rivers School
24	Joe Cremona	G	6-4	191	Sr.	Scotia, N.Y. / Scotia-Glenville
34	Tim Delaney	F	6-8	224	R-Jr.	Mullica Hill, N.J. / Blair Academy

**Head Coach:** Jay Wright (Bucknell '83)

**Assistant Coaches:** Kyle Neptune, George Halcovage, Mike Nardi

## ABOUT KANSAS

No. 1 Kansas is 8-0 for the first time since the 2010-11 team started the season 18-0. Through eight games, Kansas ranks in the top three in the Big 12 in scoring offense (second at 81.8), 3-point field goal percentage (third at 37.7), rebounding offense (third at 39.4) and steals (third at 7.6). KU has a +3.3 rebound margin and has outrebounded six of eight opponents this season. KU also averages 7.1 3-pointers made, 15.1 assists and 3.8 blocked shots per game.

Redshirt junior F Dedric Lawson has five-straight 20-point games with four of those being double-doubles. He leads Kansas with a 19.1 scoring average, which is third in the Big 12. With his 10.6 rebounds per game, which lead the conference, Lawson is the only player in the Big 12 to average a double-double. A two-time Big 12 Player of the Week (11/12, 11/26), who was the conference newcomer of the week Dec. 3, Lawson also leads KU with 23 assists.

Senior G Lagerald Vick is next in scoring at 16.3 points per game, which is fifth in the league. He leads the Big 12 in 3-point field goals made per game at 3.6 and 3-point field goal percentage at 55.8 percent. Vick is 29-of-48 (60.4 percent) from beyond the arc in his last seven outings. Vick is second on the team with 12 steals.

Junior C Udoka Azubuike left the Wofford (12/4) game with a sprained ankle and is out indefinitely. Azubuike scores 12.9 points per game and his 6.1 rebound average is 11th in the league. Freshman G Devon Dotson is a starter who leads KU with 14 steals and is second on the team with 20 assists. Dotson averages 11.0 points per game. Freshman G Quentin Grimes has started all eight games and is second on the team with 11 3-pointers made to complement his 8.3 scoring average. Grimes also has 20 assists this season.

Sophomore G Marcus Garrett has started the last two games and is averaging 8.5 points and 5.0 rebounds in the span. Included are three of his four 3-pointers made. Garrett is averaging 6.6 points and 3.1 rebounds for the year. Other KU regulars include redshirt sophomore G Charlie Moore (3.6 ppg, 11 assists, one start), redshirt sophomore G K.J. Lawson (3.0 ppg, 2.4 rpg), freshman F David McCormack (1.9 ppg, 2.0 rpg) and junior F Mitch Lightfoot (1.9 ppg, 2.0 rpg). Lightfoot is coming off a seven-point, six-rebound game against New Mexico State (12/8).

## REMAINING NCAA DI UNDEFEATED TEAMS

SCHOOL	RECORD	NEXT GAME
Furman	11-0	vs. UNC Wilmington (12/15)
Michigan	10-0	vs. W. Michigan (12/15)
Nevada	10-0	vs. South Dakota St. (12/15)
Virginia	9-0	at South Carolina (12/19)
St. John's	9-0	vs. Wagner (12/16)
Texas Tech	9-0	vs. Abilene Christian (12/15)
Buffalo	9-0	at So. Illinois (12/15)
Houston	9-0	vs. Saint Louis (12/16)

**KANSAS 8-0 vs. Villanova (12/15)**

*Through games played on Dec. 12, 2018*

## ABOUT VILLANOVA

Located in Philadelphia, Pennsylvania, with an enrollment of 6,584, Villanova is 8-3 on the season after its 78-75 loss at Penn on Dec. 11. The Penn outcome ended a Villanova five-game winning streak. The Wildcats are the defending NCAA National Champions and are coached by Jay Wright who is 430-168 in his 18th season at Villanova and 552-253 in his 25th season overall.

Villanova averages 75.0 points per game and has a +9.0 scoring margin. The Wildcats pull down 36.9 rebounds per contest with a +5.4 rebound margin. The Wildcats attempt 29.5 3-pointers per game and make 10.1 treys. They also average 13.8 assists, 5.0 steals and 3.5 blocked shots per outing.

Redshirt senior G Phil Booth leads Villanova in scoring at 15.8 points per game. He also leads the team with 26 3-pointers made and 33 assists. Senior F Eric Paschall is next in scoring at 14.5 points per game and he is second on the team with a 5.7 rebound average. Paschall has made a team-high 39 free throws through 11 games. Sophomore G Collin Gillespie is a starter who leads the team with 12 steals. Gillespie is second on the team with 31 assists and scores 11.9 points per game. Freshman F Saddiq Bey (7.9 ppg, 4.6 rpg) and sophomore F Dhamir Cosby-Roundtree (6.6 ppg, team-high 7.5 rpg) round out the Villanova starters. Cosby-Roundtree also leads the team with 17 blocked shots.

Other Villanova regulars include senior G Joe Cremona (6.9 ppg, 2.0 rpg, 17 3FGs), sophomore F Jermaine Samuels (4.9 ppg, 4.6 rpg) and freshman F Cole Swider (4.3 ppg, 1.7 rpg).

## THE SERIES

This series dates back to 1968 and Villanova holds a 4-3 lead after last season's 95-79 win in the Final Four semifinals in San Antonio, Texas. Villanova has won the last three meetings with the last two in the NCAA Tournament: last season and a 64-59 win in the NCAA South Regional final on March 26, 2016, in Louisville. The Wildcats also topped KU, 63-59, in the second round of the 2013 Battle 4 Atlantis in the Bahamas. Kansas defeated Villanova, 55-49, in the 1968 NIT on March 18, 1965.

The two teams then played a home-and-home series in 2004-05 with Kansas winning 86-79 on Jan. 2, 2004, in Allen Fieldhouse and Villanova winning 83-64 on Jan. 22, 2005, in Philadelphia. Kansas defeated Villanova, 72-57, in the 2008 NCAA Midwest Regional Sweet 16 en route to its NCAA National Championship in Detroit.

On Nov. 27, 2017, these two basketball powers announced a two-game series starting this season. The Jayhawks and Wildcats will play Dec. 15, 2018, in Allen Fieldhouse in Lawrence, Kansas, and Dec. 21, 2019, at Wells Fargo Center in Philadelphia.

## 2018-19 QUICK FACTS

## GENERAL INFORMATION

Location	Lawrence, Kan.
Enrollment	28,510
Founded	1866
Nickname	Jayhawks
School Colors	Crimson (Pantone 186) and Blue (Pantone 293)
Conference	Big 12
Chancellor	Douglas A. Girod
Athletics Director	Jeff Long
Deputy Athletics Director (MBB)	Sean Lester
Athletics Website	www.KUAthletics.com
Ticket Office Phone	1.800.34.HAWKS (42957)

## HISTORY

Seasons of Basketball	120th
First Season	1889-90
All-Time Record (Win %)	2,256-849 (.727)
Conference Regular-Season Titles (last)	61 (2018)
Conference Postseason Tourn. Titles (last)	15 (2018)
NCAA Tournament Appearances (last)	47 (2018)
NCAA Tournament Record	107-46
Consecutive NCAA Appearances	29 (1990-pres.)
NCAA Final Four Appearances (last)	15 (2018)
NIT Appearances (last)	2 (1969)

## ALLEN FIELDHOUSE

Year Opened (Seasons)	1955 (64th season)
Capacity	16,300
Consecutive Sellouts	279 games (Since 2001-02)
All-Time Record (Win %)	776-113 (.873)
Record under Bill Self (Win %)	238-13 (.948)

## COACHING STAFF

Head Coach	Bill Self (Oklahoma State, '85)
Record at KU	455-96 (16th season)
Overall Record	662-201 (26th season)
Assistant Coach	Kurtis Townsend (W. Kentucky, '82)
15th season	
Assistant Coach	Norm Roberts (Queens College, '87)
15th season	
Assistant Coach	Jerrance Howard (Illinois, '04)
15th season	

## 2017-18 REVIEW

Overall Record	31-8 (.795)
Big 12 Record (Finish)	13-5 (1st)
Home Record	14-4 (14-3 in AFH)
Road Record	7-3
Neutral Record	10-1
Big 12 Championship	No. 1 Seed / Champion vs. WVU - W, 81-70
NCAA Tournament	No. 1 Seed / Final Four vs. Villanova - L, 79-95
Associated Press Poll Ranking (final)	4
USA TODAY Coaches' Poll Ranking (final)	3

## 2018-19 TEAM INFORMATION

Letterwinners Returning / Lost	6 / 6
Starters Returning / Lost	2 / 3
Newcomers	9
Fr / So / Jr / Sr	5 / 5 / 3 / 1

## COMMUNICATIONS

Todd Kober	Assoc. AD/Executive Dir. External Branding
Chris Theisen	Assistant AD Communications (MBB)
Phone	785.331.9356
Email	.theisen@ku.edu
Brad Gilbert	Asst. Communications Director (MBB)
Phone	785.424.4008
Email	brgilbert@ku.edu
Mailing Address	Kansas Athletics Communications
	1651 Naismith Drive, Parrott 1400
	Lawrence, KS 66045-4069
Main Office Phone	785.864.3417
Twitter/Instagram	@KUHoops
Facebook	/KansasBasketball
Hashtags	#KUBball #RockChalk #PayHead

## 2018-19 MEDIA INFORMATION

### Weekly Press Conference

Bill Self will conduct press conferences throughout the season. Media members should contact the communications office for accurate dates and times. Video of the press conference will stream live on [KUathletics.com](http://KUathletics.com). Remaining schedule: December 13, 20, 31; January 7, 17, 24; February 14, 21, 28; March 7, 11, 17.

### Big 12 Teleconference

The Big 12 Conference conducts weekly interviews with every league head coach throughout the season. Bill Self's scheduled time is from 10:00-10:08 a.m. each week. Contact the Big 12 office for the appropriate phone number and for the entire lineup of coaches' times. Schedule: January 3, 10, 17, 24, 31; February 7, 14, 21, 28; March 11.

### Hawk Talk Radio Show

Hawk Talk, Bill Self's radio show, airs week during the season from 6-7 p.m. on most Jayhawk Radio IMG Network stations. March 11 is the final show of the season. Hawk Talk will originate from the Johnny's Tavern West in Lawrence. Remaining Schedule: December 17; January 8, 15, 22, 30; February 6, 12, 19, 26; March 6, 11.

### Credentials

Please apply at [KUathletics.com/media](http://KUathletics.com/media)

## JAYHAWK IMG RADIO NETWORK AFFILIATES

Abilene/Salina	KDJM-101.7 FM
Coffeyville	KGGF-104.1 FM
Concordia	KNCK-94.9 FM
Dodge City	KGNO-1370 AM
Emporia	KVOE-1400 AM
Fort Scott	KMDO-1400 AM
Fort Scott	KOMB-103.9 FM
Garden City	KBUF-1030 AM
Glen Elder	KZDY-96.3 FM
Goodland/Colby	KWGB-97.9 FM
Great Bend/Larned	KBGL-106.9 FM
Hays	KAYS-1400 AM
Hutchinson	KSKU-94.7 FM
Iola	KIOL-1370 AM
Kansas City	KCTE-1510 AM
Kansas City	KCTE-99.3 FM
Kansas City	WHB-810 AM
Lawrence (Flagship)	KLWN-1320 AM
Lawrence (Flagship)	KKSW-105.9 FM
Liberal	KSCB-1270 AM
Marysville	KNDY-95.5 FM
Parsons	KLKC-1540 AM
Parsons	KLKC-93.5 FM
Phillipsburg	KKAN-1490 AM
Phillipsburg	KQMA-92.5 FM
Russell	KRSL-95.9 FM
Topeka	KMAJ-1440 AM
Topeka	KWIC 99.3 FM
Wellington	KLEY-100.3 FM
Wichita	KFH-1240 AM
Wichita	KFH-97.5 FM

## ASSOCIATED PRESS (AP)

DECEMBER 10, 2018

RANK	SCHOOL (FIRST PLACE VOTES)	RECORD	POINTS
1	<b>KANSAS (57)</b>	<b>8-0</b>	<b>1583</b>
2	Duke (4)	9-1	1454
3	<b>Tennessee (1)</b>	<b>7-1</b>	<b>1421</b>
4	Gonzaga (1)	9-1	1412
5	Michigan (1)	10-0	1398
6	Virginia (1)	9-0	1384
7	Nevada	10-0	1283
8	Auburn	8-1	1151
9	<b>Michigan State</b>	<b>8-2</b>	<b>1066</b>
10	Florida State	8-1	991
11	<b>Texas Tech</b>	<b>8-0</b>	<b>914</b>
12	North Carolina	7-2	890
13	Virginia Tech	8-1	833
14	Buffalo	9-0	664
15	Ohio State	8-1	621
16	Wisconsin	8-2	599
17	<b>Villanova</b>	<b>8-2</b>	<b>532</b>
18	Mississippi State	8-1	441
19	<b>Kentucky</b>	<b>7-2</b>	<b>385</b>
20	<b>Arizona State</b>	<b>7-1</b>	<b>351</b>
21	<b>Marquette</b>	<b>8-2</b>	<b>281</b>
22	Iowa	7-2	208
23	Furman	10-0	189
24	Houston	8-0	173
25	Indiana	8-2	118
25	Syracuse	7-2	118
25	<b>Kansas State</b>	<b>6-2</b>	<b>118</b>

**OTHERS RECEIVING VOTES:** Nebraska 115, Maryland 105, **Oklahoma 82**, Cincinnati 73, St. John's 57, Purdue 40, NC State 26, **Iowa State 19**, **TCU 13**, San Francisco 5, UCLA 3, Minnesota 2, Butler 2, NJIT 1, Seton Hall 1, Davidson 1, Florida 1, **Texas 1**

## WEEK-BY-WEEK RANKINGS

WEEK	AP	COACHES	NCAA NET
Preseason	1 (37)	1 (14)	-
Nov. 12	2 (14)	-	-
Nov. 19	2 (7)	2	-
Nov. 26	2 (31)	2 (15)	11
Dec. 3	2 (19)	2 (10)	14
Dec. 10	1 (57)	1 (26)	6
Dec. 17			
Dec. 24			
Dec. 31			
Jan. 7			
Jan. 14			
Jan. 21			
Jan. 28			
Feb. 4			
Feb. 11			
Feb. 18			
Feb. 25			
March 4			
March 11			

( ) - First place votes in parenthesis

## USA TODAY (COACHES)

DECEMBER 10, 2018

RANK	SCHOOL (FIRST PLACE VOTES)	RECORD	POINTS
1	<b>KANSAS (26)</b>	<b>8-0</b>	<b>791</b>
2	Duke (1)	9-1	711
3	Virginia (1)	9-0	710
4	<b>Tennessee</b>	<b>7-1</b>	<b>696</b>
5	Michigan (3)	10-0	694
6	Gonzaga (1)	9-1	693
7	Nevada	10-0	605
8	Auburn	8-1	549
9	<b>Michigan State</b>	<b>8-2</b>	<b>538</b>
10	Florida State	8-1	472
11	<b>Texas Tech</b>	<b>8-0</b>	<b>463</b>
12	North Carolina	7-2	446
13	Virginia Tech	8-1	427
14	Ohio State	8-1	350
15	Buffalo	9-0	306
16	<b>Villanova</b>	<b>8-2</b>	<b>238</b>
17	Mississippi State	8-1	234
18	<b>Kentucky</b>	<b>7-2</b>	<b>226</b>
19	Wisconsin	8-2	206
20	<b>Arizona State</b>	<b>7-1</b>	<b>149</b>
21	Iowa	7-2	112
22	Houston	8-0	102
23	Maryland	8-2	87
24	<b>Kansas State</b>	<b>6-2</b>	<b>82</b>
25	Nebraska	8-2	79

**OTHERS RECEIVING VOTES:** Marquette 66; Cincinnati 51; St. John's 48; Furman 47; Purdue 45; Indiana 42; Syracuse 36; **Oklahoma 27**; **TCU 14**; UCLA 13; **Iowa State 11**; North Texas 7; Central Florida 7; North Carolina State 7; Creighton 6; Florida 4; Arizona 2; **Texas 1**

## RANKINGS BREAKDOWN

	AP	COACHES
Weeks in Top 25	756 (271)	529 (285)
Weeks in Top 10	546 (204)	421 (218)
Weeks in Top 5	333 (127)	287 (141)
Weeks at No. 1	68 (28)	61 (30)
Most Consecutive Weeks in Top 25	186* (186*)	191* (191*)
Most Consecutive Weeks at No. 1	15 (9)	15 (9)
W-L vs Top 25	224-190 (92-45)	-
Home vs Top 25	85-47 (39-6)	-
Away vs Top 25	52-73 (23-18)	-
Neutral vs Top 25	87-70 (30-21)	-
W-L vs Top 10	100-107 (40-20)	-
Home vs Top 10	34-31 (14-2)	-
Away vs Top 10	21-35 (10-6)	-
Neutral vs Top 10	45-41 (16-12)	-

( ) - Bill Self era in parenthesis

\* - Current Streak - longest active in the NCAA

## 2018-19 BIG 12 STANDINGS (AS OF 12.13.18)

Team	BIG 12						OVERALL					
	Record	Pct	Home	Away	Neutral	Streak	Record	Pct	Home	Away	Neutral	Streak
Texas Tech	0-0	.000	0-0	0-0	0-0	-	9-0	1.000	6-0	0-0	3-0	W9
<b>KANSAS</b>	<b>0-0</b>	<b>.000</b>	<b>0-0</b>	<b>0-0</b>	<b>0-0</b>	<b>-</b>	<b>8-0</b>	<b>1.000</b>	<b>5-0</b>	<b>0-0</b>	<b>3-0</b>	<b>W8</b>
Oklahoma	0-0	.000	0-0	0-0	0-0	-	8-1	.889	4-0	2-0	2-1	W4
TCU	0-0	.000	0-0	0-0	0-0	-	7-1	.875	5-1	2-0	0-0	W4
Iowa State	0-0	.000	0-0	0-0	0-0	-	8-2	.800	6-0	0-1	2-1	W1
Kansas State	0-0	.000	0-0	0-0	0-0	-	6-2	.750	4-0	0-2	2-0	L2
Texas	0-0	.000	0-0	0-0	0-0	-	6-3	.667	4-2	0-0	2-1	W1
West Virginia	0-0	.000	0-0	0-0	0-0	-	6-3	.667	4-1	0-0	2-2	W1
Baylor	0-0	.000	0-0	0-0	0-0	-	5-3	.625	4-1	0-1	1-1	L1
Oklahoma State	0-0	.000	0-0	0-0	0-0	-	4-5	.444	2-1	0-3	2-1	L3

**A KANSAS WIN WOULD...**

Make Kansas 9-0 for the first time since the 2010-11 season ... Give Kansas its 39th-straight win in Allen Fieldhouse when ranked No. 1 by Associated Press ... Tie the KU-Villanova series at 4-4 ... Give Kansas its ninth-straight win in Allen Fieldhouse ... Make KU 777-113 all-time in Allen Fieldhouse, including 239-13 under head coach Bill Self ... Make Kansas 4-0 in the month of December for the ninth time in Bill Self's 16 seasons at KU ... Make Self 456-96 while at Kansas and 663-201 overall ... Make Kansas 2,257-849 all-time.

**A KANSAS LOSS WOULD...**

Make Kansas 8-1, ending an eight-game winning streak ... Give Villanova a 5-3 all-time series advantage and its fourth-straight win versus KU ... End an eight-game win streak in Allen Fieldhouse ... End a 38-game win streak in Allen Fieldhouse when Kansas was ranked No. 1 ... Make KU 776-114 all-time in Allen Fieldhouse, including 238-14 under head coach Bill Self ... Make Self 455-97 while at Kansas and 662-202 overall ... Make Kansas 2,256-850 all-time.

**LAST TIME OUT**

Redshirt-junior Dedric Lawson accounted for 16 of the Jayhawks' final 19 points to help No. 2 Kansas outlast the New Mexico State Aggies, 63-60, Dec. 8 inside Sprint Center at the Jayhawk Shootout. Kansas trailed by as many as seven points in the second half before Lawson closed strong and tallied his fifth double-double of the year.

The shots were not falling for the Jayhawks over the opening 20 minutes of action, who hit only 11 of their 32 tries from the field and posted a season-low 26 points in the first frame. The Aggies outscored the Jayhawks 26-14 over the final 16 minutes prior to the intermission. That run handed KU its fourth halftime deficit of the year, 28-26.

New Mexico State carried that momentum into the second half. Over a six-minute span early in the frame, the Aggies hit 8-of-9 shots, including a 4-of-4 mark from 3-point range, to help build a 51-44 advantage with just over 11 minutes remaining.

From that point forward though, it was all Lawson. The 6-9 forward kicked off a stretch that pulled his team back into the game, scoring 11-straight points and handing KU a 60-57 lead with a 3-pointer at the 3:23 mark. Kansas held off the upset-minded Aggies from there, holding NMSU to just one field goal in the final minutes.

**NEW MEXICO STATE LEFTOVERS & NOTABLES**

- The win made Kansas 8-0 for the first time since 2010-11.
- The Jayhawks' 63 points were their fewest since a 74-60 loss to Oregon (3-25-17) in the regional final of the 2017 NCAA Tournament, a game also played at Sprint Center.
- The last time Kansas won a game scoring 63 points or fewer came in a 63-52 win over Baylor (3-13-15) in the semifinals of the 2015 Big 12 Championship.
- With its seven-point second-half deficit, Kansas has now trailed by seven points or more in six of its eight outings this season and has gone on to win each.
- Redshirt junior F Dedric Lawson scored 16 of the Jayhawks' final 19 points, all coming in the final 10:41 of the second half.
- Lawson has eclipsed 20 points in all but two games this season.
- With his 10 rebounds, Lawson has led the Jayhawks in

rebounding five times this season.

- Lawson recorded his league-leading fifth double-double of the season, and the 41st of his career.
- Senior G Lagerald Vick dished a season-best five assists, this after tallying a total of five helpers in his last four outings.
- Junior F Mitch Lightfoot tallied season-highs with seven points, six rebounds and 18 minutes. His previous highs were four, three and 13, respectively.

**KANSAS AS NO. 1 IN ALLEN FIELDHOUSE**

Kansas is 46-3 in Allen Fieldhouse when it is ranked No. 1 in the nation by the Associated Press. This includes at 20-0 record under Bill Self. The Jayhawks have won 38-straight in Allen Fieldhouse when ranked No. 1 dating back to the 1994-95 season. The last KU loss as a No. 1 team in Allen Fieldhouse was to Kansas State, 68-64, on Jan. 17, 1994.

**NO. 1 KANSAS AT ALLEN FIELDHOUSE**

SEASON	RECORD	VS. TOP-25
1956-57	3-0	0-0
1989-90	4-1	0-1
1992-93	1-1	0-0
1993-94	0-1	0-0
1994-95	1-0	1-0
1995-96	1-0	0-0
1996-97	14-0	3-0
2001-02	2-0	0-0
2004-05	1-0	0-0
2009-10	14-0	0-0
2010-11	1-0	0-0
2015-16	3-0	2-0
2016-17	1-0	0-0
<b>TOTAL</b>	<b>46-3</b>	<b>6-1</b>
<b>Self Era</b>	<b>20-0</b>	<b>2-0</b>

**DOUBLE-DOUBLE MACHINE**

Redshirt junior F Dedric Lawson leads the Big 12 with five double-doubles this season. Lawson entered the 2018-19 season with 36 double-doubles in his two seasons at Memphis. He had 17 as a freshman in 2015-16 and 19 as a sophomore in 2016-17.

Lawson's 41 career double-doubles are third on the NCAA Division I active list. Lawson is the only non-senior on the NCAA Division I top-10 list.

**ACTIVE NCAA DI CAREER DOUBLE-DOUBLE LEADERS**

RNK	PLAYER (TEAM)	GMS	DOUBLE-DOUBLES
1	James Thompson VI (E. Mich.)	110	61
2	Jordan Murphy (Minnesota)	108	53
<b>t3</b>	<b>Dedric Lawson (Memphis/Kansas)</b>	<b>73</b>	<b>41</b>
t3	Devontae Cacok (UNC-Willington)	106	41
t5	Mike Daum (South Dakota State)	116	40
t5	John Konchar (Purdue Ft. Wayne)	112	40
t5	Ethan Happ (Wisconsin)	116	40

Through games played on Dec. 13, 2018



NCAA TOP-150

BIG 12 TOP-10

**STATISTIC RANKINGS**

(as of 12.13.2018)

	STAT	NCAA	BIG 12
W-L%	1.000	t1st	t1st
SCORING	81.8	50th	2nd
SCORING DEFENSE	71.4	-	9th
SCORING MARGIN	+10.4	77th	6th
REBOUNDING	39.4	68th	3rd
REBOUNDING DEF.	36.1	-	7th
REBOUNDING MARGIN	+3.3	122nd	7th
ASSISTS	15.1	91st	5th
ASSIST-TO RATIO	1.27	66th	4th
TURNOVER MARGIN	+3.6	45th	4th
STEALS	7.6	82nd	3rd
BLOCKED SHOTS	3.8	135th	9th
FG %	48.4	50th	4th
FG % DEF.	40.7	92nd	9th
3FG MADE	7.1	-	7th
3FG%	37.7	62nd	4th
3FG% DEF.	34.1	-	9th
FT%	64.2	-	10th

**INDIVIDUAL (ALL GAMES)**

SCORING			
Dedric Lawson	19.1	80th	3rd
Lagerald Vick	16.3	-	5th
FIELD GOAL PERCENTAGE (MIN. 5 MADE PER GAME)			
Udoka Azubuike	68.3	9th	2nd
Lagerald Vick	55.4	117th	6th
3-POINT FIELD GOALS MADE PER GAME			
Lagerald Vick	3.6	21st	1st
3-PT FIELD GOAL PERCENTAGE (MIN. 2.5 MADE PER GAME)			
Lagerald Vick	55.8	2nd	1st
REBOUNDING			
Dedric Lawson	10.6	12th	1st
OFFENSIVE REBOUNDS			
Dedric Lawson	3.6	20th	1st
STEALS			
Devon Dotson	1.8	145th	7th
BLOCKED SHOTS			
Udoka Azubuike	1.4	123rd	9th
DOUBLE-DOUBLES			
Dedric Lawson	5	13th	1st
Udoka Azubuike	1	-	t9th
Quentin Grimes	1	-	t9th
MINUTES			
Lagerald Vick	35.0	66th	1st
Devon Dotson	32.9	-	6th
Dedric Lawson	32.5	-	8th



ALL-TIME SERIES

OVERALL	KANSAS TRAILS, 3-4
Home (Allen Fieldhouse)	1-0
Away	0-1
Neutral Sites	2-3
<b>Current Series Streak</b>	<b>NOVA, 3 wins</b>
Longest KU Winning Streak	KU, 2 wins (3/18/68, 1/2/04)
Longest KU Losing Streak	Current
Largest KU Margin of Victory	15 (72-57, 3.28.08)
Largest KU Margin of Defeat	21 (62-83, 1.22.05)

KANSAS-VILLANOVA SERIES

03/18/1968	New York*	W	55-49
01/02/2004	Lawrence	W	86-79
01/22/2005	Philadelphia	L	62-83
03/28/2008	Detroit*	W	72-57
11/29/2013	Paradise Island, Bahamas&	L	59-63
03/26/2016	Louisville%	L	59-64
03/31/2018	San Antonio#	L	79-95

\* NIT  
 ^ NCAA Sweet 16 & Battle 4 Atlantis  
 % NCAA Elite Eight  
 # NCAA Final Four

2018-19 ACCOLADES

TEAM

- NIT Season Tip-Off Champion
- Preseason No. 1 in Associated Press Poll
- Preseason No. 1 in USA TODAY Coaches' Poll
- Preseason No. 1 in Big 12 Conference Coaches' Poll

UDOKA AZUBUIKE

- Kareem Abdul-Jabbar Center of the Year Award Candidate (1 of 20)
- Preseason All-Big 12 Honorable Mention

DEVON DOTSON

- Bob Cousy Point Guard of the Year Award Candidate (1 of 20)

QUENTIN GRIMES

- Big 12 Newcomer of the Week (11.12.18)
- Wooden Award Preseason Watch List (1 of 50)
- Naismith Trophy Watch List (1 of 50)
- Jerry West Shooting Guard of the Year Candidate (1 of 20)
- Preseason Big 12 Freshman of the Year
- Preseason All-Big 12 Honorable Mention

DEDRIC LAWSON

- Big 12 Newcomer of the Week (12.3.18)
- NIT Season Tip-Off MVP & All-Tournament Team
- Big 12 Player of the Week (11.12.18)
- Wooden Award Preseason Watch List (1 of 50)
- NABC Player of the Year candidate (1 of 20)
- Naismith Trophy Watch List (1 of 50)
- Preseason Associated Press All-America
- Karl Malone Power Forward of the Year Award Candidate (1 of 20)
- Preseason All-Big 12 First Team

LAGERALD VICK

- Big 12 Player of the Week (12.3.18)
- NIT Season Tip-Off All-Tournament Team
- Big 12 Player of the Week (11.19.18)

KANSAS VS TOP-25 TEAMS

With its wins over No. 5 Tennessee in the NIT title game on Nov. 23 and versus No. 10 Michigan State to open the season on Nov. 6, Kansas added to an impressive record against ranked teams during the Bill Self era. Under Self, Kansas is now 92-45 against AP-ranked opponents. In his first 15 seasons at KU, Self's Jayhawks have collected four wins or more over top-25 ranked foes in 12 of those seasons, which includes a 37-16 record from 2014-present.

Kansas' record against top-10 ranked opponents is even more impressive. KU is 18-4 against foes ranked inside the top-10 of the AP poll since 2013-14, including 4-1 in 2017-18. Last season, KU's top-10 wins included Kentucky, West Virginia, Texas Tech and Duke. Since Bill Self's first season, the Jayhawks are 13-3 against AP top-10 teams inside Allen Fieldhouse, which includes KU's current streak of nine-straight home victories against top-10 foes.

KU VS. AP TOP-25 TEAMS UNDER SELF

SEASON	RECORD	VS. TOP-10
2018-19	2-0	2-0
2017-18	8-4	4-1
2016-17	6-3	5-1
2015-16	12-4	4-1
2014-15	10-6	0-1
2013-14	7-2	3-0
2012-13	5-2	2-1
2011-12	7-5	6-4
2010-11	5-1	1-1
2009-10	8-1	2-0
2008-09	3-3	1-2
2007-08	5-2	3-1
2006-07	5-2	2-2
2005-06	3-3	1-2
2004-05	4-2	3-1
2003-04	2-5	1-2
<b>TOTAL</b>	<b>92-45</b>	<b>40-20</b>

TOP-10 TRIUMPHS

With its win over then-No. 5 Tennessee in the title game of the NIT Season Tip-Off on Nov. 23, Kansas extended an impressive streak. The Jayhawks' victory marked their 13th-straight over an Associated Press top-10 opponent in regular-season play. Since the 1996-97 season, no other team in the nation has strung together more than seven regular-season wins over top-10 foes. KU's last regular-season loss to a team ranked in the AP's top-10 came to No. 1 Kentucky in the 2014 Champions Classic (11/18/14).

Even more impressive, prior to its Champions Classic loss to the Wildcats in 2014, the Jayhawks amassed a streak of seven-straight regular-season top-10 victories. This means that Kansas is an astounding 20-1 in its last 21 regular-season contests against top-10 ranked squads.

Since Bill Self took the reins of the Jayhawks in 2003, KU is 40-20 against top-10 teams, which includes postseason play.

LONGEST REGULAR-SEASON WIN STREAKS VS. AP TOP-10 OPPONENTS (SINCE 1996-97)

SCHOOL	CONSEC. WINS	DATES
<b>KANSAS</b>	<b>13</b>	<b>1/4/16 - PRESENT</b>
Duke	7	2/28/98 - 2/3/99
Kentucky	7	1/29/02 - 1/3/2004
Syracuse	7	11/20/09 - 12/07/10
<b>KANSAS</b>	<b>7</b>	<b>2/8/12 - 1/18/14</b>

JAYHAWKS REGULARS ON BIG 12 WEEKLY AWARDS

Kansas opened the 2018-19 season strong, earning Big 12 Player of the Week honors the first four weeks of the season. Kansas senior Lagerald Vick and redshirt junior Dedric Lawson each earned the accolade twice. Lawson was the first honoree on Nov. 12 and was also named Nov. 26, while Vick earned the honor Nov. 19 and Dec. 3.

Two times this season KU has swept the Big 12's weekly honors as Lawson was the player and freshman guard Quentin Grimes the newcomer on Nov. 12 and Vick was the player and Lawson the newcomer Dec. 3. The two sweeps marks the second time in the 23-year history of the Big 12 that Kansas has swept the weekly honors twice in one season with the other in 2013-14.

VICK MAKES 3-POINT HISTORY

Kansas senior Lagerald Vick recently recorded one of the best five-game shooting stretches in program history. In five outings from Nov. 12 to Dec. 1, the Memphis product combined for a 28-of-43 clip from 3-point range, good for 65.1 percent in that span.

His 28 triples are the most in program history for a Jayhawk over a five-game span. Only one other Jayhawk in school history who has hit 25 or more threes over a five-game stretch. "Downtown" Terry Brown (1989-91) connected on 25 or more treys over a string of five outings on two occasions during the 1990-91 season.

Vick's 65.1 percent shooting in that span has not been matched by another Jayhawk. The two closest are Brown and Sviatoslav Mykhailiuk. Over five games during the 2017-18 season, Mykhailiuk hit 22-of-41 3-point tries (53.7 percent) in the Jayhawks' first five outings of conference play.

MOST 3-POINTERS BY A JAYHAWK IN A FIVE-GAME SPAN

RNK	PLAYER	DATES	3PT-3PTA	3PT%
<b>1</b>	<b>Lagerald Vick</b>	<b>11/12-12/1/18</b>	<b>28-43</b>	<b>65.1</b>
2	Terry Brown	1/5-1/16/91	27-50	54.0
3	Terry Brown	1/2-1/12/91	25-49	51.0
t4	Svi Mykhailiuk	12/29/17-1/13/18	22-41	53.7
t4	Billy Thomas	12/30/97-1/10/98	22-47	46.8

TOUGH COMPETITION

Many talk about how tough the Kansas schedule is for 2018-19. One look at KU's nonconference opponents shows that six foes were preseason selections in their respective league races, with an additional five picked for second-place finishes.

UP NEXT



VS SOUTH DAKOTA

Tuesday, December 18  
 Lawrence, Kan.  
 Allen Fieldhouse  
 7 p.m. (CT) | JTV/ESPN+

Kansas will welcome the South Dakota Coyotes to Allen Fieldhouse on Tuesday, Dec. 18 for a 7 p.m. contest on Jayhawk TV and ESPN+.

KU will then head to the southwest to take on the Arizona State Sun Devils on Dec. 22. Tip-off from Tempe is slated for 8 p.m. (CT) on ESPN2.

# THIS DAY IN KANSAS BASKETBALL HISTORY

DECEMBER

15

**Kansas is 17-5 all-time in games on Dec. 15**

**Dec. 15, 1973:** Danny Knight scored 24 points and Norm Cook added as Kansas beat Oregon, 67-49, in Allen Fieldhouse to move to 5-1 on the season. Tied at 34 at halftime, Kansas took control early in the second half to pull away. Nino Samuel added 10 points in the Jayhawk victory. Under the direction of coach Ted Owens, the 1973-74 Jayhawks went 23-7 and won the Big Eight Conference title with a 13-1 record in conference play. Led by junior big men Knight and Roger Morningstar, the team advanced to Kansas' sixth Final Four in program history before losing to Marquette in the national semifinals.

## KU'S NON-CON OPPONENTS IN PRESEASON LEAGUE POLLS

CONFERENCE	OPPONENT	PRESEASON PICK
America East	Vermont ( <i>W, 86-68</i> )	1st
Big East	Villanova	1st
	Marquette ( <i>W, 77-68</i> )	2nd
Big Ten	Michigan St. ( <i>W, 92-87</i> )	1st
Mid-American	Eastern Michigan	1st
Pac-12	Arizona State	6th
	Stanford ( <i>W, 90-84 ot</i> )	9th
SEC	Kentucky	1st
	Tennessee ( <i>W, 87-81 ot</i> )	2nd
Southern	Wofford ( <i>W, 72-47</i> )	2nd
Summit	South Dakota	2nd
Sun Belt	Louisiana ( <i>W, 89-76</i> )	2nd
WAC	New Mexico St. ( <i>W, 63-60</i> )	1st

*Preseason polls included both those from coaches and media panels*

## KANSAS IN THE NATIONAL POLLS

Kansas men's basketball returned to the top this week at No. 1 in both the Associated Press and the *USA TODAY* Coaches' poll released on Dec. 10.

Kansas has been ranked in each of the last 186 AP polls dating back to Feb. 3, 2009, which is the longest active streak in NCAA Division I. For the third time in poll history Kansas entered the season ranked No. 1 by Associated Press (AP), as the AP released its poll Oct. 22. Three days later, Oct. 25, Kansas was once again picked No. 1 in the *USA TODAY* Coaches' Poll.

This is the fifth-straight year the Jayhawks have opened the season in the top five of the coaches' poll. The No. 1 ranking marked the ninth time KU has been preseason No. 3 or higher in the coaches' poll. Additionally, it was the 13th time in the Bill Self era the Jayhawks have been preseason seventh or higher, including each of the last seven seasons.

## PRESEASON ALL-BIG 12

Kansas' Dedic Lawson, Quentin Grimes and Udoka Azubuike each garnered recognition on the 2018-19 Preseason All-Big 12 Team as voted on by the league's men's basketball coaches, the conference office announced Oct. 17.

Lawson was named the 2018-19 Preseason Big 12 Newcomer of the Year, while Grimes was dubbed the league's preseason freshman of the year. Lawson was also a preseason all-conference first-team selection, while Azubuike and Grimes secured preseason honorable mention honors. Coaches were not allowed to vote for their own student-athletes in the selection process.

## PRESEASON BIG 12 POLL

For the eighth-straight season and 18th time in the 23-year history of the league, Kansas topped the men's basketball Big 12 Preseason Poll, announced by the league office Oct. 19. The Jayhawks received all of the possible nine first-place votes in 2018-19 for the fourth-consecutive season.

KU has captured 18 outright or shared Big 12 regular-season championships in the previous 22 campaigns. The program's 14 consecutive, from 2005-present, and 61 overall conference titles are both NCAA records.

Historically, in the previous 17 occurrences Kansas has been named the preseason favorite, the Jayhawks won the Big 12 regular-season on 15 occasions. This includes the first preseason poll in 1996-97 in which only a media poll was conducted.

## PRESEASON BIG 12 COACHES POLL

RNK	TEAM (1ST PLACE VOTES)	POINTS
1	<b>KANSAS (9)</b>	<b>81</b>
2	Kansas State (1)	72
3	West Virginia	61
t4	TCU	54
t4	Texas	54
6	Iowa State	41
7	Texas Tech	36
8	Oklahoma	21
9	Baylor	20
10	Oklahoma State	10

## PRESEASON STARTING FIVE

Kansas was well represented on the Naismith Basketball Hall of Fame's Starting 5 awards released Oct. 15-19. Of the five awards announced, which consisted of 20 candidates per category, Kansas had one student-athlete on four of the five lists. Freshman guard Devon Dotson is up for the Bob Cousy Point Guard of the Year Award, freshman guard Quentin Grimes for the Jerry West Shooting Guard of the Year Award, RS-junior forward Dedic Lawson for the Karl Malone Power Forward of the Year Award and junior center Udoka Azubuike for the Kareem Abdul-Jabbar Center of the Year Award.

Historically, Kansas has had numerous student-athletes named as candidates and finalists, including last year with Devonte' Graham being a Cousy finalist. In 2017, Frank Mason III was the recipient of the Cousy Award.

## CONFERENCE SUCCESS

Kansas entered 2018-19 having won 18 of the 22 Big 12 regular-season titles (includes ties), including the last 14, which is an NCAA record. Kansas' 61 conference titles are the most in NCAA Division I. Kentucky is second with 54 and Penn third at 37. KU's 14-straight league titles, all under head coach Bill Self, is the longest active streak in NCAA Division I and the longest streak in school history.

## CONSECUTIVE REG. SEASON TITLES

#	TEAM	CONFERENCE	SEASONS
14	<b>KANSAS</b>	<b>Big 12</b>	<b>2005-18</b>
13	UCLA	PAC-10	1967-79
11	Gonzaga	West Coast	2001-11
10	Connecticut	Yankee	1951-60
10	UNLV	Big West	1983-92

Pay Heed, All Who Enter:  
**BEWARE OF "THE PHOG"**

## NATIONAL CHAMPIONS

1922, 1923, 1952, 1988, 2008

## BIG 12 CHAMPIONS

1997\*, 1998\*, 1999^, 2002, 2003, 2005,  
2006\*, 2007\*, 2008\*, 2009, 2010\*, 2011\*,  
2012, 2013\*, 2014, 2015, 2016\*, 2017, 2018\*

*Regular season titles listed  
\* - Regular season & tournament champions  
^ - Tournament champions only*

- Kansas has 2,256 all-time victories, second most in NCAA Division I history (Kentucky).
- From the 2008-09 season to the present (11 seasons) Kansas has held 351 of its 377 opponents under 50 percent shooting.
- KU has held opponents to fewer than 100 points in 564 of its last 566 games. The last team to score 100 on Kansas in a 40-minute game was Oklahoma (100-78) on Feb. 27, 1990.
- The Jayhawks have won 13-straight regular-season games against AP top-10 teams, as well as 20 of their last 21. Under Bill Self, KU is 40-20 against top-10 opponents, a figure that includes postseason play.
- KU has won at least 12 league games for 18-straight years, which is the longest active streak in the nation.
- Kansas won its 1,000th all-time conference game with a 83-50 win against Texas Tech (2/18/12). The Jayhawks won their 300th Big 12 game vs. Oklahoma (2/19/18).
- Each KU senior class since 1986-87 has won at least 100 games. Current KU senior Lagerald Vick has been a part of 103 wins while at Kansas. Last year's fourth-year seniors Devonte' Graham and Sviatoslav Mykhailiuk amassed 121 wins.
- Entering 2018-19, Bill Self has won 25 or more games in each of his last 13 seasons as a head coach.
- Kansas is the only team in the Big 12 to have a .500 winning percentage or better series record against every conference foe.
- Kansas is first in the conference in wins with a 302-64 record in Big 12 regular-season games. Texas is next at 225-141. Including the league postseason championship, Kansas is tops at 346-76, while Texas is second at 249-160.
- KU is the only Big 12 school to have won a regular-season championship with two different coaches (Roy Williams and Bill Self).
- Under Bill Self, Kansas is 116-8 (93.5 percent) in Big 12 home games: 8-0 in 2004, 7-1 in 2005, 7-1 in 2006, 7-1 in 2007, 8-0 in 2008, 8-0 in 2009, 8-0 in 2010, 7-1 in 2011, 9-0 in 2012, 8-1 in 2013, 9-0 in 2014, 9-0 in 2015, 9-0 in 2016, 8-1 in 2017 and 7-2 in 2018.
- Under Bill Self, Kansas has experienced only one regular-season conference sweep by a Big 12 opponent. In 103 regular-season Big 12 home-and-home series during the Self era, Kansas has 70 sweeps, 32 splits and has been swept once.

# KU BY THE NUMBERS

**14** Consecutive conference regular-season titles - 2005-06-07-08-09-10-11-12-13-14-15-16-17-18, a KU record and the longest in NCAA history.

**14** Streaks of 10 or more consecutive wins in the Bill Self era.

**15** 30+ win seasons, including 2017-18, which ties an NCAA record.

**18** Big 12 Conference regular-season championships for KU in the league's 22-year existence.

**19** Undefeated home seasons at Allen Fieldhouse, including 2007-08, 2008-09, 2009-10, 2011-12, 2014-15, and 2015-16 under Bill Self.

**20** Times a KU player or coach has been inducted into the Naismith Basketball Hall of Fame, which includes current head coach Bill Self.

**23** Championships for Kansas in the Bill Self era - 14 Big 12 regular-season titles, eight Big 12 postseason championships and one NCAA.

**23** Or more victories for Kansas in each of the past 29 seasons beginning in 1989-90.

**24** Consecutive seasons Kansas has won 10 or more league games, starting in 1995 (55 times overall), which is the longest active streak in the nation.

**29** Consecutive seasons KU has made the NCAA Tournament, the longest active streak in the nation and best all-time.

**29** Consecutive seasons Kansas has won 20 or more games, including 2017-18, the longest active streak in the NCAA which began in 1989-90.

**30** Consensus All-America First Team selections, including Devonte' Graham in 2017-18, the most of any NCAA Division I school.

**31** Consecutive seasons Kansas has led its conference in home attendance, beginning in 1986-87.

**61** Conference regular-season championships, most in NCAA Division I.

**197** Kansas victories from the 2006-07 to 2011-12 seasons, the most in NCAA Division I history in a six-year span.

**279** Consecutive sellouts in Allen Fieldhouse, dating back to 2001-02.

**455** Victories for Bill Self, now in his 16th season at Kansas. He is the fastest KU coach to reach 455 wins and is the second-winningest coach in KU history.

**776** All-time Kansas victories inside Allen Fieldhouse. The historic building opened in 1955 and KU holds a 776-113 record in its home venue.

**2,256** All-time Kansas men's basketball victories; second-most in NCAA Division I history.

## HISTORICALLY SPEAKING

Udoka Azubuike ended 2017-18 with the top field goal percentage in NCAA Division I at 77.0 percent and he was the only player shooting 70 percent or better with a minimum of five shots made per game. Azubuike broke the Big 12 single-season record of 69.3 percent, previously set by Ricardo Ratliffe of Missouri in 2011-12.

With a minimum of 175 attempts, Azubuike broke the Kansas single-season field goal percentage record of 64.6 percent by Mark Randall in 1988-89. On the NCAA level, with a minimum of five makes per game, Azubuike's 77.0 percent ranks second all-time behind Devontae Cacok of UNC-Wilmington, who set the NCAA record two seasons ago at (2016-17) at 80.0 percent.

## KU SINGLE SEASON FIELD GOAL % LEADERS (MIN. 200 ATTEMPTS)

RNK	PLAYER (SEASON)	FG	FGA	FG%
1	<b>Udoka Azubuike (2018)</b>	<b>211</b>	<b>274</b>	<b>.770</b>
2	Mark Randall (1989)	201	311	.646
3	Mark Randall (1991)	205	319	.643
4	Richard Scott (1992)	138	216	.639
5	Darnell Jackson (2008)	171	273	.626

## KU SIGNS TWO IN EARLY SIGNING PERIOD

Combo guards Issac "Mackey" McBride and Christian Braun have each signed a National Letter of Intent to play men's basketball at Kansas, KU head coach Bill Self announced Nov. 14, the first day of the signing period.

A 6-foot-1, 180-pound guard from Little Rock, Arkansas, McBride has rewritten the record book at Baptist Preparatory School. In guiding Baptist Prep to three-straight state championships, McBride set the school's single-season scoring record with 707 points his sophomore year in 2016-17. As a junior, he broke his own mark by scoring 883 points in 2017-18, which included a school-record 46-point game. In that, McBride averaged 24.5 points, 4.0 rebounds, 2.5 assists and 1.6 steals per game in 2017-18.

McBride is a two-time all-state selection and was the most valuable player of the last two state tournaments his sophomore and junior seasons. A four-star recruit who is ranked 109 by Rivals.com, McBride is the highest-ranked player in the state of Arkansas. He plays AAU basketball for the Arkansas Hawks.


Originally from Burlington, Kansas, Braun (6-foot-6, 180 pounds) moved to Overland Park, Kansas, his freshman year high school and has won back-to-back 6A state championships his sophomore and junior seasons at Blue Valley Northwest High School. A four-star prospect who is ranked No. 112 by Rivals.com, last year Braun averaged 14.2 points, 5.1 rebounds and 3.1 assists as a junior at Blue Valley Northwest. Braun plays for MoKan on the AAU circuit.

## WHAT TO LOOK FOR IN 2018-19

- Lagerald Vick has 905 career points and is 95 from becoming the 61st Jayhawk to score 1,000 career points.
- Vick has 130 career 3-pointers made which ranks 20th on the KU career list. His seven against Stanford (12/1) moved him into the KU top 20.
- Udoka Azubuike has 88 career blocked shots and his 60 last season were the most since Joel Embiid swatted 72 in 2013-14. Azubuike is 12 shy of becoming the 20th player in school history to record 100 blocked shots.
- Not far behind Azubuike's blocked shots is junior Mitch Lightfoot with 70 career swats in two-plus seasons.
- Azubuike has a career field goal percentage of 74.5 as he is 274-for-368. The KU career field goal percentage record, with a minimum of 500 attempts, is 62.0 by Mark Randall (643-for-1,037 in 1987, 89-91).
- Kansas is 11 wins shy from winning its 1,100th conference game. All-time, the Jayhawks are 1,089-364 in league play and are 302-64 in the Big 12.




# JAYHAWKS IN THE NBA



**CHEICK DIALLO**  
6-9 | 220 | New Orleans | KU from 2015-16

2018-19 STATS			
PPG	RPG	BLKPG	PER
3.8	3.9	0.6	16.80


CAREER		
PPG	RPG	BLKPG
4.7	4.1	0.4



**MARCUS MORRIS**  
6-9 | 235 | Boston | KU from 2009-11

2018-19 STATS			
PPG	RPG	BLKPG	PER
14.9	6.3	0.1	16.57


CAREER		
PPG	RPG	BLKPG
11.4	4.5	0.2



**JOEL EMBIID**  
7-0 | 250 | Philadelphia | KU from 2013-14

2018-19 STATS			
PPG	RPG	BLKPG	PER
26.5	13.3	1.9	24.48


CAREER		
PPG	RPG	BLKPG
23.1	10.7	2.0



**MARKIEFF MORRIS**  
6-9 | 235 | Washington | KU from 2009-11

2018-19 STATS			
PPG	RPG	BLKPG	PER
11.6	5.4	0.7	13.06

CAREER		
PPG	RPG	BLKPG
11.8	5.6	0.6



**DEVONTE' GRAHAM**  
6-2 | 185 | Charlotte | KU from 2015-18

2018-19 STATS			
PPG	APG	RPG	PER
2.4	1.2	0.6	8.11

CAREER		
PPG	APG	RPG
2.4	1.2	0.6



**SVI MYKHAILIUK**  
6-8 | 205 | Los Angeles | KU from 2015-18

2018-19 STATS			
PPG	APG	RPG	PER
2.1	1.1	0.4	5.74


CAREER		
PPG	APG	RPG
2.1	1.1	0.4



**JOSH JACKSON**  
6-8 | 200 | Phoenix | KU from 2016-17

2018-19 STATS			
PPG	APG	RPG	PER
8.8	2.2	3.4	8.21

CAREER		
PPG	APG	RPG
12.0	1.7	4.2



**KELLY OUBRE JR.**  
6-7 | 205 | Washington | KU from 2014-15

2018-19 STATS			
PPG	APG	RPG	PER
13.0	0.7	4.4	14.03


CAREER		
PPG	APG	RPG
8.2	0.7	3.5



**FRANK MASON III**  
5-11 | 190 | Sacramento | KU from 2014-17

2018-19 STATS			
PPG	APG	RPG	PER
5.0	2.9	1.3	11.82


CAREER		
PPG	APG	RPG
7.0	2.8	2.1



**WAYNE SELDEN JR.**  
6-5 | 230 | Memphis | KU from 2013-16

2018-19 STATS			
PPG	APG	RPG	PER
6.2	1.4	1.5	9.88

CAREER		
PPG	APG	RPG
7.5	1.5	1.5



**BEN MCLEMORE**  
6-5 | 201 | Sacramento | KU from 2012-13

2018-19 STATS			
PPG	APG	RPG	PER
1.9	0.3	0.3	0.58

CAREER		
PPG	APG	RPG
8.9	1.1	2.5



**ANDREW WIGGINS**  
6-8 | 194 | Minnesota | KU from 2013-14

2018-19 STATS			
PPG	APG	RPG	PER
16.4	2.2	3.8	12.02

CAREER		
PPG	APG	RPG
19.5	2.1	4.1

PER or Player Efficiency Ranking is the overall rating of a player's per-minute statistical production. The league average is 15.00.

## NBA JAYHAWKS SCHEDULE (DEC. 13-15)

### THURSDAY, DECEMBER 13

Away	Home	Time (CT)	TV
Los Angeles	Houston	7:00 PM	TNT
Dallas	Phoenix	9:30 PM	TNT

### FRIDAY, DECEMBER 14

Away	Home	Time (CT)	TV
Atlanta	Boston	6:00 PM	
New York	Charlotte	6:00 PM	
Washington	Brooklyn	6:30 PM	
Indiana	Philadelphia	6:30 PM	ESPN
Miami	Memphis	7:00 PM	
Golden State	Sacramento	9:00 PM	

### SATURDAY, DECEMBER 15

Away	Home	Time (CT)	TV
Los Angeles	Charlotte	6:00 PM	
Boston	Detroit	6:00 PM	
Houston	Memphis	7:00 PM	
Minnesota	Phoenix	8:00 PM	



## JAYHAWKS CURRENTLY IN THE NBA (12)

PLAYER	YEARS AT KU	NBA SEASON	CURRENT TEAM
Check Diallo	2015-16	3rd	New Orleans
Joel Embiid	2013-14	4th	Philadelphia
Devonte' Graham	2015-18	1st	Charlotte
Josh Jackson	2016-17	2nd	Phoenix
Frank Mason III	2014-17	2nd	Sacramento
Ben McLemore	2012-13	6th	Sacramento
Marcus Morris	2009-11	8th	Boston
Markieff Morris	2009-11	8th	Washington
Svi Mykhailiuk	2015-18	1st	Los Angeles
Kelly Oubre Jr.	2014-15	4th	Washington
Wayne Selden Jr.	2013-16	3rd	Memphis
Andrew Wiggins	2013-14	5th	Minnesota

## JAYHAWKS IN THE NBA DRAFT (Bill Self era)

YEAR	PLAYER	ROUND / OVERALL	TEAM
2005	Wayne Simien	1st / 29th	Miami
2007	Julian Wright *	1st / 13th	New Orleans
2008	Brandon Rush *	1st / 13th	Portland
2008	Darrell Arthur	1st / 27th	New Orleans
2008	Mario Chalmers	2nd / 34th	Minnesota
2008	Darnell Jackson	2nd / 52nd	Miami
2008	Sasha Kaun	2nd / 56th	Seattle
2010	Xavier Henry *	1st / 12th	Memphis
2010	Cole Aldrich *	1st / 11th	New Orleans
2011	Marcus Morris *	1st / 13th	Houston
2011	Markieff Morris *	1st / 14th	Phoenix
2011	Josh Selby	2nd / 49th	Memphis
2012	Thomas Robinson *	1st / 5th	Sacramento
2012	Tyshawn Taylor	2nd / 41st	Portland
2013	Ben McLemore *	1st / 7th	Sacramento
2013	Jeff Withey	2nd / 39th	Portland
2014	Andrew Wiggins *	1st / 1st	Cleveland
2014	Joel Embiid *	1st / 3rd	Philadelphia
2015	Kelly Oubre Jr.	1st / 15th	Atlanta
2016	Cheick Diallo	2nd / 33rd	New Orleans
2017	Josh Jackson *	1st / 4th	Phoenix
2017	Frank Mason III	2nd / 34th	Sacramento
2018	Devonte' Graham	2nd / 34th	Charlotte
2018	Svi Mykhailiuk	2nd / 47th	Los Angeles

\* - lottery pick (top 14)

## QUICK FACTS - JAYHAWKS IN THE NBA

- 74 Jayhawks have competed at the NBA level, including 28 who were coached by **Bill Self** at KU and 12 currently in the league.
- **Bill Self** has coached 24 NBA Draft picks at KU, including 10 lottery picks.
- 33 Jayhawks have been picked in the first round of the NBA Draft.
- 12 Jayhawks have won 18 NBA titles, most recently Sasha Kaun with the 2015-16 Cleveland Cavaliers.
- Three Jayhawks have earned NBA Finals MVP honors: **Wilt Chamberlain** (1972, L.A. Lakers), **Jo Jo White** (1976, Boston) and **Paul Pierce** (2008, Boston).
- **Wilt Chamberlain** earned NBA MVP honors four times (1960, 1966, 1967, 1968) in his 15-year NBA career.
- 16 Jayhawks have had NBA careers lasting 10 seasons or longer.



# BILL SELF

## HEAD COACH

Oklahoma State '85  
16th Season at Kansas  
26th Season Overall

**Family:** Cindy (wife), Lauren (daughter),  
Tyler (son), Ella (granddaughter)

### CAREER RECORD // YEAR-BY-YEAR

YEAR	OVERALL W-L / %	CONF. W-L / %	NOTE
<b>ORAL ROBERTS (1993-97)</b>			
1993-94	6-21 .222	- -	None
1994-95	10-17 .370	- -	None
1995-96	18-9 .667	- -	None
1996-97	21-7 .750	- -	NIT
<b>TULSA (1997-2000)</b>			
1997-98	19-12 .613	9-5 .643	3rd WAC
1998-99	23-10 .697	9-5 .643	t-1st WAC / NCAA Rnd of 32
1999-00	32-5 .865	12-2 .857	1st WAC / NCAA Elite Eight
<b>ILLINOIS (2000-03)</b>			
2000-01	27-8 .771	13-3 .813	t-1st Big Ten / NCAA Elite Eight
2001-02	26-9 .743	11-5 .688	t-1st Big Ten / NCAA Sweet 16
2002-03	25-7 .781	11-5 .688	* 2nd Big Ten / NCAA Rnd of 32
<b>KANSAS (2003-present)</b>			
2003-04	24-9 .727	12-4 .750	2nd Big 12 / NCAA Elite Eight
2004-05	23-7 .767	12-4 .750	t-1st Big 12 / NCAA Rnd of 64
2005-06	25-8 .758	13-3 .813	* t-1st Big 12 / NCAA Rnd of 64
2006-07	33-5 .868	14-2 .875	* 1st Big 12 / NCAA Elite Eight
2007-08	37-3 .925	13-3 .813	* t-1st Big 12 / NCAA Champions
2008-09	27-8 .771	14-2 .875	1st Big 12 / NCAA Sweet 16
2009-10	33-3 .917	15-1 .938	* 1st Big 12 / NCAA Rnd of 32
2010-11	35-3 .921	14-2 .875	* 1st Big 12 / NCAA Elite Eight
2011-12	32-7 .821	16-2 .889	1st Big 12 / NCAA Runner-Up
2012-13	31-6 .838	14-4 .778	* t-1st Big 12 / NCAA Sweet 16
2013-14	25-10 .714	14-4 .778	1st Big 12 / NCAA Rnd of 32
2014-15	27-9 .750	13-5 .722	1st Big 12 / NCAA Rnd of 32
2015-16	33-5 .868	15-3 .833	* 1st Big 12 / NCAA Elite Eight
2016-17	31-5 .861	16-2 .889	1st Big 12 / NCAA Elite Eight
2017-18	31-8 .795	13-5 .722	* 1st Big 12 / NCAA Final Four
2018-19	8-0 1.000	- -	
<b>TOTAL</b>	<b>662-201 .767</b>	<b>273 - 71 .794</b>	
<b>KANSAS</b>	<b>455-96 .826</b>	<b>208 - 46 .819</b>	22 Big 12 titles (14 reg. season, 8 tourney)
ILLINOIS	78-24 .765	35-13 .729	Three Big Ten titles (2 reg. season, 1 tourney)
TULSA	74-27 .733	30-12 .714	Two WAC titles / 4-2 NCAA tourney record
ORU	55-54 .505	- -	

\* - won conference tournament

Note - Oral Roberts was independent during Self's tenure, so all games played at ORU were nonconference.

### KANSAS RECORD // HOME-ROAD-NEUTRAL

	W	L	%
HOME (AFH) AT KU	238	13	.948
HOME (SPRINT CENTER) AT KU *	9	3	.750
ROAD AT KU	106	47	.693
NEUTRAL AT KU	102	33	.756
<b>TOTAL</b>	<b>455</b>	<b>96</b>	<b>.826</b>

\* Since 2007-08, regular-season games played at Sprint Center on the KU season-ticket package are considered home games.

In Conference Tournament (at Kansas)	39-12 (30-7)
In NCAA Tournament (at Kansas)	47-19 (37-14)
In Postseason Play (at Kansas)	86-31 (67-21)
In Overtime (at Kansas)	29-13 (22-9)

**NATIONAL CHAMPION**  
2008

**CONFERENCE CHAMPION**  
18 REGULAR SEASON TITLES  
9 TOURNAY TITLES

**HALL OF FAME**  
CLASS OF 2017 INDUCTEE

### TROPHY CASE

- **NCAA Championship title** (2008)
- **NCAA Final Four** (2008, 2012, 2018)
- **18 Regular Season Conference Titles:** 2 at Tulsa (1999, 2000); 2 at Illinois (2001, 2002); 14 at Kansas (2005, 2006, 2007, 2008, 2009, 2010, 2011, 2012, 2013, 2014, 2015, 2016, 2017, 2018)
- **9 Conference Tournament Titles:** 1 at Illinois (2003); 8 at Kansas (2006, 2007, 2008, 2010, 2011, 2013, 2016, 2018)

### CAREER HONORS

- **Naismith Memorial Basketball Hall of Fame**  
*Class of 2017 inductee*
- **National Coach of the Year** - 2000 (*Sporting News*; Wooden), 2009 (Yahoo! Sports; *Sporting News*; Athlon Sports; CBSSports.com; USBWA; AP; CBS/Chevrolet; ESPN.com), 2012 (*Sporting News*; Adolph Rupp; Naismith), 2016 (AP, Bleacher Report, *USA Today*)
- **Conference Coach of the Year** - 2000 (WAC), 2006 (Big 12), 2009 (Big 12), 2011 (Big 12), 2012 (co-Big 12), 2015 (Big 12 by AP), 2016 (Big 12 by AP), 2017 (Big 12), 2018 (co-Big 12 and AP)
- **Wooden Award "Legends of Coaching"** - 2013
- **Oklahoma Sports Hall of Fame** - 2013 induction
- **Wayman Tisdale Humanitarian Award** (USBWA) - 2014
- **Mannie Jackson - Basketball's Human Spirit Award** (Naismith Hall of Fame) - 2015
- **Winged Foot Award** (for national champion coach) - 2008
- **Naismith Coach of the Year Finalist** (Atlanta Tipoff Club) - 2000, 2001, 2002, 2003, 2009, 2012, 2017

### NOTES

- Bill Self was named the eighth coach in Kansas basketball history on April 21, 2003.
- In September 2017, Self was inducted into the Naismith Memorial Basketball Hall of Fame in Springfield, Massachusetts.
- Self won his 600th career game on Dec. 6, 2016, with KU's 105-62 win against UMKC. He became the 46th coach in NCAA Division I to accomplish the feat and the ninth fastest.
- While at Kansas, Self has won a national championship, a KU- and NCAA-record 14-straight regular-season Big 12 Conference titles and eight league tournament championships.
- At Kansas, Self has won more regular-season league titles (14) than he has home losses (13) in Allen Fieldhouse. With KU's win versus Siena (11/18/16), Self became the winningest coach in Allen Fieldhouse, posting his 207th victory in the venue.
- In his first trip to the Final Four in 2008, Self's team won the title. Self is one of 11 active coaches in NCAA Division I to have won a national title. Kansas' 14-straight conference titles (2005-18) is the longest streak in NCAA Division I history.
- In Self's first 15 seasons at Kansas, he has coached 11 NBA Lottery selections including Andrew Wiggins and Joel Embiid, the No. 1 and No. 3 overall selections in the 2014 NBA Draft. Wiggins was the second-ever Jayhawk to go No. 1 with the other being Danny Manning in 1988.
- Self has guided his teams to 20-straight 23-win seasons dating back to 1998-99.
- Self's teams have won 18 league crowns in the last 20 years, including the 2018 title. The other two seasons resulted in runner-up conference finishes.
- Kansas' four-straight 30-win seasons from 2009-10 to 2012-13 are the most consecutive 30-win seasons in NCAA history (note: Memphis did it from 2006-09 yet later vacated the 2008 season).
- Self was the head coach for Team USA's U18 team that competed and won gold at the 2018 FIBA Americas Championship held in St. Catherines, Canada, in the summer of 2018.
- Self is one of five coaches in NCAA Division I history to have led three different teams - Tulsa, Illinois and Kansas - to the NCAA Elite Eight, including seven times with KU (2004-07-08-11-12-16-17). The other coaches are: Gene Bartow, John Calipari, Rick Pitino and Eddie Sutton.
- A 1985 graduate of Oklahoma State, Self began his coaching career as a graduate assistant at Kansas in 1985-86 under head coach Larry Brown. He then returned to his alma mater as an assistant for seven seasons under coaches Leonard Hamilton and Eddie Sutton. His first head coaching job was at Oral Roberts in 1993-94, then Tulsa (1997-98), Illinois (2000-03) and Kansas (2003-present).

# MARCUS GARRETT

Sophomore • Guard • 6-5 • 195 • Dallas, Texas • Skyline HS

## SEASON STATS

PPG	RPG	APG	FG%	3FG%	FT%
<b>6.6</b>	<b>3.1</b>	<b>2.3</b>	<b>35%</b>	<b>29%</b>	<b>60%</b>

## LAST GAME VS. NEW MEXICO STATE (12.8.18)

MIN	PTS	REBS	ASTS	BLKS	STLS
<b>31</b>	<b>10</b>	<b>3</b>	<b>2</b>	<b>0</b>	<b>0</b>

**2017-18:** Pulled down five or more rebounds in 12 games ... Had 12 games with multiple steals in 2017-18 ... Scored in double figures five times ... Recorded two double-doubles ... Had seven starts with six in Big 12 play ... Had a season-high 13 points vs. Texas Southern (11/21) ... co-Big 12 Newcomer of the Week (11/7) ... 2017 Texas HS Gatorade Player of the Year.



## CAREER HONORS

Co-Big 12 Newcomer of the Week (11.13.17)

## CAREER HIGHS

Points	13	vs. Texas Southern (11.21.17)
Field Goals	5	vs. Oakland (11.24.17)
Field Goal Att.	13	vs. Marquette (11.21.18)
3PT Field Goals	3	vs. Texas Southern (11.21.17)
3PT Field Goal Att.	5	vs. Texas Southern (11.21.17)
Free Throws	4	vs. Louisiana (11.16.18)
Free Throw Att.	8	vs. Baylor (1.20.18)
Rebounds	11	vs. Texas Southern (11.21.17)
Assists	5	vs. Louisiana (11.16.18)
Blocks	2	vs. Marquette (11.21.18) vs. Texas Southern (11.21.17)
Steals	4	vs. Stanford (12.1.18) vs. South Dakota St. (11.17.17)
Minutes	33	vs. Stanford (12.1.18) at TCU (1.6.18)

## MISCELLANEOUS

	FR	SO	CAREER
Double-Doubles	2	-	2
10+ Points	5	2	7
20+ Points	0	-	0
5+ Rebounds	12	2	14
10+ Rebounds	2	-	2
5+ Assists	0	1	1
2+ 3PT Field Goals	2	1	3
2+ Steals	12	3	15
2+ Blocks	1	1	2
Led Team in Pts.	0	-	0
Led Team in Assists	0	2	2
Led Team in Rebs.	4	-	4
Led Team in Steals	8	2	10
Led Team in Blocks	2	1	3

## 2018-19 GAME-BY-GAME

OPPONENT (Date)	MP	FG-A	PCT	3PT-A	PCT	FT-A	PCT	O-D-T	PF	A	TO	BLK	ST	TP
vs. Michigan State (11.6)	14	1-3	.333	0-0	---	2-2	1.000	0-1-1	4	2	0	0	0	4
VERMONT (11.12)	26	1-6	.167	0-1	.000	2-2	1.000	1-4-5	1	3	0	0	2	4
LOUISIANA (11.16)	24	1-3	.333	0-2	.000	4-6	.667	1-1-2	0	5	2	0	1	6
vs. Marquette (11.21)	28	4-13	.308	1-3	.333	2-5	.400	1-2-3	0	0	0	2	1	11
vs. Tennessee (11.23)	DNP - INJURED													
STANFORD (12.1)	33	2-5	.400	0-0	---	0-0	---	0-1-1	0	1	2	0	4	4
*WOFFORD (12.4)	30	2-6	.333	1-4	.250	2-3	.667	0-7-7	1	3	0	1	2	7
*NEW MEXICO STATE (12.8)	31	4-7	.571	2-4	.500	0-2	.000	1-2-3	3	2	1	0	0	10
VILLANOVA (12.15)														
SOUTH DAKOTA (12.18)														
at Arizona State (12.22)														
EASTERN MICHIGAN (12.29)														
OKLAHOMA (1.2)														
at Iowa State (1.5)														
TCU (1.9)														
at Baylor (1.12)														
TEXAS (1.14)														
at West Virginia (1.19)														
IOWA STATE (1.12)														
at Kentucky (1.26)														
at Texas (1.29)														
TEXAS TECH (2.2)														
at Kansas State (2.5)														
OKLAHOMA STATE (2.9)														
at TCU (2.11)														
WEST VIRGINIA (2.16)														
at Texas Tech (2.23)														
KANSAS STATE (2.25)														
at Oklahoma State (3.2)														
at Oklahoma (3.5)														
BAYLOR (3.9)														
<b>TOTAL</b>	<b>186</b>	<b>15-43</b>	<b>.349</b>	<b>4-14</b>	<b>.286</b>	<b>12-20</b>	<b>.600</b>	<b>4-18-22</b>	<b>9</b>	<b>16</b>	<b>5</b>	<b>3</b>	<b>10</b>	<b>46</b>

^ Starter

## CAREER YEAR-BY-YEAR STATISTICS

SEASON	GP	GS	MIN	AVG	FG	FGA	PCT	3FG	3FGA	PCT	FT	FTA	PCT	OFF	DEF	TOT	AVG	PF	FO	AST	TO	BLK	STL	PTS	AVG
2017-18	39	7	748	19.2	62	136	.456	12	45	.267	25	51	.490	36	95	131	3.4	60	0	44	30	8	35	161	4.1
2018-19	7	2	186	26.6	15	43	.349	4	14	.286	12	20	.600	4	18	22	3.1	9	0	16	5	3	10	46	6.6
<b>TOTAL</b>	<b>46</b>	<b>9</b>	<b>934</b>	<b>20.3</b>	<b>77</b>	<b>179</b>	<b>.430</b>	<b>16</b>	<b>59</b>	<b>.271</b>	<b>37</b>	<b>71</b>	<b>.521</b>	<b>40</b>	<b>113</b>	<b>153</b>	<b>3.3</b>	<b>69</b>	<b>0</b>	<b>60</b>	<b>35</b>	<b>11</b>	<b>45</b>	<b>207</b>	<b>4.5</b>



# DEDRIC LAWSON (DEE-drick)

RS-Junior • Forward • 6-9 • 235 • Memphis, Tenn. • Hamilton HS • Memphis

## SEASON STATS

PPG	RPG	APG	FG%	3FG%	FT%
19.1	10.6	2.9	47%	15%	77%

## LAST GAME VS. NEW MEXICO STATE (12.8.18)

MIN	PTS	REBS	ASTS	BLKS	STLS
31	20	10	1	1	1

A transfer from Memphis who sat out the 2017-18 season due to NCAA rules ... Has two years of eligibility remaining beginning in the 2018-19 season ... A double-double machine having 36 in two seasons while at Memphis (17 as a freshman and 19 as a sophomore) ... Led Memphis in scoring both his freshman and sophomore seasons.

## CAREER HONORS

- Big 12 Newcomer of the Week (12.2.18)
- Big 12 Player of the Week (11.26.18)
- NIT Season Tip-Off Most Valuable Player
- Big 12 Player of the Week (11.12.18)
- Wooden Award Preseason Watch List (1 of 50)
- NABC Player of the Year candidate (1 of 20)
- Naismith Trophy Watch List (1 of 50)
- Preseason Associated Press All-America
- Karl Malone Power Forward of the Year Award Candidate (1 of 20)
- Preseason All-Big 12 First Team
- All-American Athletic Conference First Team [2016-17]
- NABC All-District Team [2016-17]
- Colleg Insider.com Freshman All-America Team [2016]
- American Athletic Conference Rookie of the Year [2015-16]
- NABC All-District Team [2015-16]
- American Athletic Conference All-Tournament Team [2016]
- All-American Athletic Conference Second Team [2015-16]

## CAREER HIGHS (\*AT MEMPHIS)

Points	*35	vs. Iowa (11.26.16)
Rebounds	*16	at Tulane (2.13.16)
Field Goals	*15	vs. Iowa (11.26.16)
Field Goal Att.	*22	vs. Temple (2.12.17)
	*22	vs. Iowa (11.26.16)
3PT Field Goals	*4	at Tulsa (1.11.17)
3PT Attempts	*9	at Tulsa (1.11.17)
Free Throws	*14	at UCF (2.4.17)
Free Throw Att.	*14	at UCF (2.4.17)
Assists	*8	vs. So. Carolina (12.30.16)
Steals	*3	7x, last vs. Tulsa (2.7.17)
Blocks	*8	vs. UAB (12.10.16)
Minutes	41	vs. Tennessee (11.23.18)

## MISCELLANEOUS (\*AT MEMPHIS)

	*FR	*SO	R-JR	CAREER
Double-Doubles	17	19	5	41
10+ Points	26	30	7	63
20+ Points	11	15	6	32
30+ Points	0	1	0	1
5+ Rebounds	28	32	8	69
10+ Rebounds	19	20	5	44
3+ Assists	17	18	4	39
2+ 3PT Field Goals	8	8	-	16
2+ Steals	10	13	3	26
2+ Blocks	14	17	3	35
Led Team in Pts.	14	16	4	34
Led Team in Rebs.	21	19	6	36
Led Team in Assists	10	7	2	19
Led Team in Steals	5	10	-	15
Led Team in Blocks	15	25	3	43

## 2018-19 GAME-BY-GAME

OPPONENT (Date)	MP	FG-A	PCT	3PT-A	PCT	FT-A	PCT	O-D-T	PF	A	TO	BLK	ST	TP
^vs. Michigan State (11.6)	38	5-18	.278	0-2	.000	10-12	.833	4-10-14	2	6	2	2	2	20
^VERMONT (11.12)	19	0-6	.000	0-0	---	0-0	---	1-6-7	4	2	3	0	1	0
^LOUISIANA (11.16)	27	6-11	.545	0-1	.000	7-10	.700	4-2-6	3	3	5	0	1	19
^vs. Marquette (11.21)	33	9-16	.563	1-1	1.000	7-7	1.000	4-8-12	3	3	1	2	0	26
^vs. Tennessee (11.23)	41	9-16	.563	0-2	.000	6-11	.545	5-8-13	3	5	2	0	1	24
^STANFORD (12.1)	36	7-16	.438	0-1	.000	10-11	.909	4-11-15	5	2	2	0	2	24
^WOFFORD (12.4)	35	10-17	.588	0-4	.000	0-0	---	2-6-8	2	1	1	3	2	20
^NEW MEXICO STATE (12.8)	31	8-15	.533	1-2	.500	3-5	.600	5-5-10	0	1	2	1	1	20
VILLANOVA (12.15)														
SOUTH DAKOTA (12.18)														
at Arizona State (12.22)														
EASTERN MICHIGAN (12.29)														
OKLAHOMA (1.2)														
at Iowa State (1.5)														
TCU (1.9)														
at Baylor (1.12)														
TEXAS (1.14)														
at West Virginia (1.19)														
IOWA STATE (1.12)														
at Kentucky (1.26)														
at Texas (1.29)														
TEXAS TECH (2.2)														
at Kansas State (2.5)														
OKLAHOMA STATE (2.9)														
at TCU (2.11)														
WEST VIRGINIA (2.16)														
at Texas Tech (2.23)														
KANSAS STATE (2.25)														
at Oklahoma State (3.2)														
at Oklahoma (3.5)														
BAYLOR (3.9)														
<b>TOTAL</b>	<b>260</b>	<b>54-115</b>	<b>.470</b>	<b>2-13</b>	<b>.154</b>	<b>43-56</b>	<b>.768</b>	<b>29-56-85</b>	<b>22</b>	<b>23</b>	<b>18</b>	<b>8</b>	<b>10</b>	<b>153</b>

^ Starter

## CAREER YEAR-BY-YEAR STATISTICS (\*AT MEMPHIS)

SEASON	GP	GS	MIN	AVG	FG	FGA	PCT	3FG	3FGA	PCT	FT	FTA	PCT	OFF	DEF	TOT	AVG	PF	FO	AST	TO	BLK	STL	PTS	AVG
2015-16*	33	32	1062	32.2	182	445	.409	28	80	.350	129	182	.709	104	203	307	9.3	86	2	84	104	55	39	521	15.8
2016-17*	32	32	1104	34.5	216	469	.461	30	111	.270	152	205	.741	92	225	317	9.9	81	1	105	76	68	41	614	19.2
2017-18																									
2018-19	8	8	260	32.5	54	115	.470	2	13	.154	43	56	.768	29	56	85	10.6	22	1	23	18	8	10	153	19.1
<b>TOTAL</b>	<b>73</b>	<b>72</b>	<b>2426</b>	<b>33.2</b>	<b>452</b>	<b>1029</b>	<b>.439</b>	<b>60</b>	<b>204</b>	<b>.294</b>	<b>324</b>	<b>443</b>	<b>.731</b>	<b>225</b>	<b>484</b>	<b>709</b>	<b>9.7</b>	<b>189</b>	<b>4</b>	<b>212</b>	<b>198</b>	<b>131</b>	<b>90</b>	<b>1288</b>	<b>17.6</b>



# CHARLIE MOORE

RS-Sophomore • Guard • 5-11 • 180 • Chicago, Ill. • Morgan Park HS • California

## SEASON STATS

PPG	RPG	APG	FG%	3FG%	FT%
3.6	1.4	1.4	26%	14%	75%

## LAST GAME VS. NEW MEXICO STATE (12.8.18)

MIN	PTS	REBS	ASTS	BLKS	STLS
24	5	1	1	0	3

A transfer from California following the 2016-17 season ... Sat out 2017-18 due to transfer rules ... One of 28 invited to tryout for the USA Basketball U19 team in the summer of 2017 ... Started all 34 games while at California during his freshman year in 2016-17 ... Averaged 28.8 minutes, 12.2 points and 3.5 assists while at California ... Scored 10 or more points in 22 games, including four 20-point efforts his freshman year at California.

## CAREER HONORS

Pac-12 All-Freshman Honorable Mention [2016-17]

Pac-12 Player of the Week [11.21.16]

## CAREER HIGHS (\*AT CALIFORNIA)

Points	*38	vs. UC Irvine (11.16.16)
Rebounds	*6	vs. Oregon State (2.24.17) at Oregon (1.19.17)
Field Goals	*10	vs. UC Irvine (11.16.16)
Field Goal Att.	*20	vs. UC Irvine (11.16.16)
3PT Field Goals	*5	vs. Colorado (2.5.17)
3-Point Att.	*8	vs. Colorado (2.5.17)
Free Throws	*15	vs. UC Irvine (11.16.16)
Free Throw Att.	*17	vs. UC Irvine (11.16.16)
Assists	*8	vs. Colorado (2.5.17) vs. Stanford (1.29.17)
Steals	*4	vs. UC Davis (12.10.16)
Blocks	1	vs. Wofford (12.4.18)
Minutes	*41	vs. Utah (2.2.17)

## MISCELLANEOUS (\*AT CALIFORNIA)

	*FR	R-SO	CAREER
Double-Doubles	-	-	0
10+ Points	22	-	22
20+ Points	4	-	4
5+ Rebounds	2	-	2
5+ Assists	9	-	9
10+ Assists	-	-	0
2+ 3PT Field Goals	11	-	11
2+ Steals	8	1	9
2+ Blocks	-	-	0
Led Team in Pts.	6	-	6
Led Team in Rebs.	1	-	1
Led Team in Assists	21	-	21
Led Team in Steals	14	1	15
Led Team in Blocks	0	-	0

## 2018-19 GAME-BY-GAME

OPPONENT (Date)	MP	FG-A	PCT	3PT-A	PCT	FT-A	PCT	O-D-T	PF	A	TO	BLK	ST	TP
vs. Michigan State (11.6)	11	0-1	.000	0-1	.000	1-2	.500	2-1-3	3	0	0	0	0	1
VERMONT (11.12)	21	3-6	.500	1-3	.333	0-0	---	0-1-1	2	2	0	0	1	7
LOUISIANA (11.16)	21	0-5	.000	0-3	.000	0-0	---	0-4-4	2	3	1	0	0	0
vs. Marquette (11.21)	14	0-0	---	0-0	---	0-0	---	0-1-1	0	0	0	0	1	0
vs. Tennessee (11.25)	32	3-10	.300	1-4	.250	2-2	1.000	0-1-1	1	2	1	0	0	9
STANFORD (12.1)	16	0-1	.000	0-1	.000	3-4	.750	0-0-0	2	3	0	0	0	3
WOFFORD (12.4)	16	2-8	.250	0-5	.000	0-0	---	0-0-0	1	0	0	1	0	4
*NEW MEXICO STATE (12.8)	24	2-7	.286	1-5	.200	0-0	---	1-0-1	2	1	1	0	3	5
VILLANOVA (12.15)														
SOUTH DAKOTA (12.18)														
at Arizona State (12.22)														
EASTERN MICHIGAN (12.29)														
OKLAHOMA (1.2)														
at Iowa State (1.5)														
TCU (1.9)														
at Baylor (1.12)														
TEXAS (1.14)														
at West Virginia (1.19)														
IOWA STATE (1.12)														
at Kentucky (1.26)														
at Texas (1.29)														
TEXAS TECH (2.2)														
at Kansas State (2.5)														
OKLAHOMA STATE (2.9)														
at TCU (2.11)														
WEST VIRGINIA (2.16)														
at Texas Tech (2.23)														
KANSAS STATE (2.25)														
at Oklahoma State (3.2)														
at Oklahoma (3.5)														
BAYLOR (3.9)														
<b>TOTAL</b>	<b>155</b>	<b>10-38</b>	<b>.263</b>	<b>3-22</b>	<b>.136</b>	<b>6-8</b>	<b>.750</b>	<b>3-8-11</b>	<b>13</b>	<b>11</b>	<b>3</b>	<b>1</b>	<b>5</b>	<b>29</b>

^ Starter

## CAREER YEAR-BY-YEAR STATISTICS (\*AT CALIFORNIA)

SEASON	GP	GS	MIN	AVG	FG	FGA	PCT	3FG	3FGA	PCT	FT	FTA	PCT	OFF	DEF	TOT	AVG	PF	FO	AST	TO	BLK	STL	PTS	AVG	
2016-17*	34	34	980	28.8	135	348	.388	45	128	.352	99	131	.756	12	55	67	2.0	87	0	120	99	0	37	414	12.2	
2017-18																										
REDSHIRT SEASON																										
2018-19	8	1	155	19.4	10	38	.263	3	22	.136	6	8	.750	3	8	11	1.4	13	0	11	3	1	5	29	3.6	
<b>TOTAL</b>	<b>42</b>	<b>35</b>	<b>1135</b>	<b>27.0</b>	<b>145</b>	<b>386</b>	<b>.376</b>	<b>48</b>	<b>150</b>	<b>.320</b>	<b>105</b>	<b>139</b>	<b>.755</b>	<b>15</b>	<b>63</b>	<b>78</b>	<b>1.9</b>	<b>100</b>	<b>0</b>	<b>131</b>	<b>102</b>	<b>1</b>	<b>42</b>	<b>443</b>	<b>10.5</b>	



# QUENTIN GRIMES

Freshman • Guard • 6-5 • 210 • The Woodlands, Texas • College Park HS

## SEASON STATS

PPG	RPG	APG	FG%	3FG%	FT%
8.3	2.4	2.5	40%	38%	60%

## LAST GAME VS. NEW MEXICO STATE (12.8.18)

MIN	PTS	REBS	ASTS	BLKS	STLS
18	5	1	2	0	0

A five-star combo guard who did the all-star game circuit following his senior year of high school ... Earned many high school All-American honors and was the state player of the year in Texas ... Ended up ranked No. 8 in the national recruiting rankings ... Has valuable USA Basketball experience, including a gold medal won in 2018 at the FIBA U18 Americas Championship, coached by Bill Self.

## CAREER HONORS

- Big 12 Newcomer of the Week (11.12.18)
- Jerry West Shooting Guard of the Year Candidate (1 of 20)
- Preseason Big 12 Freshman of the Year
- Preseason All-Big 12 Honorable Mention

## CAREER HIGHS

Points	21	vs. Michigan State (11.6.18)
Field Goals	7	vs. Michigan State (11.6.18)
Field Goal Att.	14	vs. Michigan State (11.6.18)
3PT Field Goals	6	vs. Michigan State (11.6.18)
3PT Field Goal Att.	10	vs. Michigan State (11.6.18)
Free Throws	3	vs. Tennessee (11.23.18) vs. Marquette (11.21.18)
Free Throw Att.	6	vs. Tennessee (11.23.18)
Rebounds	4	vs. Tennessee (11.23.18) vs. Marquette (11.21.18)
Assists	10	vs. Vermont (11.12.18)
Blocks	-	
Steals	1	3x, last vs. Tennessee (11.23.18)
Minutes	32	vs. Wofford (12.4.18)

## MISCELLANEOUS

	FRESHMAN/CAREER
Double-Doubles	1
10+ Points	3
20+ Points	1
5+ Rebounds	-
10+ Rebounds	-
3+ Assists	3
3+ 3PT Field Goals	1
2+ Steals	-
2+ Blocks	-
Led Team in Pts.	1
Led Team in Rebs.	-
Led Team in Assists	1
Led Team in Blocks	-
Led Team in Steals	-

## 2018-19 GAME-BY-GAME

OPPONENT (Date)	MP	FG-A	PCT	3PT-A	PCT	FT-A	PCT	O-D-T	PF	A	TO	BLK	ST	TP
^vs. Michigan State (11.6)	30	7-14	.500	6-10	.600	1-2	.500	0-1-1	3	4	1	0	1	21
^VERMONT (11.12)	31	4-8	.500	2-4	.500	0-0	---	1-2-3	4	10	3	0	0	10
^LOUISIANA (11.16)	31	2-7	.286	1-2	.500	1-1	1.000	1-1-2	2	3	1	0	1	6
^vs. Marquette (11.21)	26	0-3	.000	0-1	.000	3-4	.750	0-4-4	4	0	2	0	0	3
^vs. Tennessee (11.23)	21	1-4	.250	0-2	.000	3-6	.500	0-4-4	0	0	2	0	1	5
^STANFORD (12.1)	16	1-6	.167	0-3	.000	0-0	---	0-1-1	2	0	1	0	0	2
^WOFFORD (12.4)	32	6-10	.600	1-4	.250	1-2	.500	0-3-3	1	1	0	0	0	14
^NEW MEXICO STATE (12.8)	18	2-5	.400	1-3	.333	0-0	---	0-1-1	3	2	4	0	0	5
VILLANOVA (12.15)														
SOUTH DAKOTA (12.18)														
at Arizona State (12.22)														
EASTERN MICHIGAN (12.29)														
OKLAHOMA (1.2)														
at Iowa State (1.5)														
TCU (1.9)														
at Baylor (1.12)														
TEXAS (1.14)														
at West Virginia (1.19)														
IOWA STATE (1.12)														
at Kentucky (1.26)														
at Texas (1.29)														
TEXAS TECH (2.2)														
at Kansas State (2.5)														
OKLAHOMA STATE (2.9)														
at TCU (2.11)														
WEST VIRGINIA (2.16)														
at Texas Tech (2.23)														
KANSAS STATE (2.25)														
at Oklahoma State (3.2)														
at Oklahoma (3.5)														
BAYLOR (3.9)														
<b>TOTAL</b>	<b>205</b>	<b>23-57</b>	<b>.404</b>	<b>11-29</b>	<b>.379</b>	<b>9-15</b>	<b>.600</b>	<b>2-17-19</b>	<b>19</b>	<b>20</b>	<b>14</b>	<b>0</b>	<b>3</b>	<b>66</b>

^ Starter

## CAREER YEAR-BY-YEAR STATISTICS

SEASON	GP	GS	MIN	AVG	FG	FGA	PCT	3FG	3FGA	PCT	FT	FTA	PCT	OFF	DEF	TOT	AVG	PF	FO	AST	TO	BLK	STL	PTS	AVG
2018-19	8	8	205	25.6	23	57	.404	11	29	.379	9	15	.600	2	17	19	2.4	19	0	20	14	0	3	66	8.3
<b>TOTAL</b>	<b>8</b>	<b>8</b>	<b>205</b>	<b>25.6</b>	<b>23</b>	<b>57</b>	<b>.404</b>	<b>11</b>	<b>29</b>	<b>.379</b>	<b>9</b>	<b>15</b>	<b>.600</b>	<b>2</b>	<b>17</b>	<b>19</b>	<b>2.4</b>	<b>19</b>	<b>0</b>	<b>20</b>	<b>14</b>	<b>0</b>	<b>3</b>	<b>66</b>	<b>8.3</b>



# DEVON DOTSON

(deh-VAWN)

Freshman • Guard • 6-2 • 185 • Charlotte, N.C. • Providence Day School

## SEASON STATS

PPG	RPG	APG	FG%	3FG%	FT%
<b>11.0</b>	<b>3.4</b>	<b>2.6</b>	<b>53%</b>	<b>40%</b>	<b>75%</b>

## LAST GAME VS. NEW MEXICO STATE (12.8.18)

MIN	PTS	REBS	ASTS	BLKS	STLS
<b>39</b>	<b>8</b>	<b>4</b>	<b>2</b>	<b>0</b>	<b>1</b>

An explosive combo guard who picked up numerous postseason honors and played in all-star games following the 2017-18 season including McDonald's All-America and the Jordan Brand Classic ... Ended ranked No. 20 by Rivals.com, No. 21 by 247Sports.com and No. 24 by ESPN100.

## CAREER HONORS

Bob Cousy Point Guard of the Year Award (1 of 20)

## CAREER HIGHS

Points	17	vs. Tennessee (11.23.18)
Field Goals	6	vs. Wofford (12.4.18) vs. Michigan State (11.6.18)
Field Goal Att.	11	vs. Michigan State (11.6.18)
3PT Field Goals	3	vs. Michigan State (11.6.18)
3PT Field Goal Att.	5	vs. Michigan State (11.6.18)
Free Throws	6	vs. Tennessee (11.23.18)
Free Throw Att.	7	vs. Stanford (12.1.18) vs. Tennessee (11.23.18)
Rebounds	6	vs. Vermont (11.12.18)
Assists	4	vs. Stanford (12.1.18) vs. Marquette (11.21.18)
Blocks	-	
Steals	3	3x, last vs. Wofford (12.4.18)
Minutes	43	vs. Stanford (12.1.18)

## MISCELLANEOUS

	FRESHMAN/CAREER
Double-Doubles	-
10+ Points	5
20+ Points	-
5+ Rebounds	1
10+ Rebounds	-
3+ Assists	5
3+ 3PT Field Goals	1
2+ Steals	5
2+ Blocks	-
Led Team in Pts.	-
Led Team in Rebs.	-
Led Team in Assists	3
Led Team in Blocks	-
Led Team in Steals	4

## 2018-19 GAME-BY-GAME

OPPONENT (Date)	MP	FG-A	PCT	3PT-A	PCT	FT-A	PCT	O-D-T	PF	A	TO	BLK	ST	TP
^vs. Michigan State (11.6)	34	6-11	.545	3-5	.600	1-2	.500	0-2-2	3	3	4	0	3	16
^VERMONT (11.12)	27	3-5	.600	1-2	.500	0-0	---	2-4-6	1	0	1	0	2	7
^LOUISIANA (11.16)	20	2-6	.333	0-2	.000	0-0	---	0-3-3	2	3	1	0	0	4
^vs. Marquette (11.21)	31	4-7	.571	0-0	---	2-2	1.000	1-2-3	2	4	1	0	3	10
^vs. Tennessee (11.23)	40	5-8	.625	1-1	1.000	6-7	.857	1-3-4	2	2	2	0	0	17
^STANFORD (12.1)	43	3-7	.429	0-0	---	4-7	.571	0-2-2	3	4	0	0	2	10
^WOFFORD (12.4)	30	6-9	.667	1-3	.333	3-3	1.000	0-3-3	3	3	2	0	3	16
^NEW MEXICO STATE (12.8)	39	3-8	.375	0-2	.000	2-3	.667	2-2-4	2	2	3	0	1	8
VILLANOVA (12.15)														
SOUTH DAKOTA (12.18)														
at Arizona State (12.22)														
EASTERN MICHIGAN (12.29)														
OKLAHOMA (1.2)														
at Iowa State (1.5)														
TCU (1.9)														
at Baylor (1.12)														
TEXAS (1.14)														
at West Virginia (1.19)														
IOWA STATE (1.12)														
at Kentucky (1.26)														
at Texas (1.29)														
TEXAS TECH (2.2)														
at Kansas State (2.5)														
OKLAHOMA STATE (2.9)														
at TCU (2.11)														
WEST VIRGINIA (2.16)														
at Texas Tech (2.23)														
KANSAS STATE (2.25)														
at Oklahoma State (3.2)														
at Oklahoma (3.5)														
BAYLOR (3.9)														
<b>TOTAL</b>	<b>264</b>	<b>32-61</b>	<b>.525</b>	<b>6-15</b>	<b>.400</b>	<b>18-24</b>	<b>.750</b>	<b>6-21-27</b>	<b>18</b>	<b>21</b>	<b>14</b>	<b>0</b>	<b>14</b>	<b>88</b>

^ Starter

## CAREER YEAR-BY-YEAR STATISTICS

SEASON	GP	GS	MIN	AVG	FG	FGA	PCT	3FG	3FGA	PCT	FT	FTA	PCT	OFF	DEF	TOT	AVG	PF	FO	AST	TO	BLK	STL	PTS	AVG
2018-19	8	8	264	33.0	32	61	.525	6	15	.400	18	24	.750	6	21	27	3.4	18	0	21	14	0	14	88	11.0
<b>TOTAL</b>	<b>8</b>	<b>8</b>	<b>264</b>	<b>33.0</b>	<b>32</b>	<b>61</b>	<b>.525</b>	<b>6</b>	<b>15</b>	<b>.400</b>	<b>18</b>	<b>24</b>	<b>.750</b>	<b>6</b>	<b>21</b>	<b>27</b>	<b>3.4</b>	<b>18</b>	<b>0</b>	<b>21</b>	<b>14</b>	<b>0</b>	<b>14</b>	<b>88</b>	<b>11.0</b>

# CHRIS TEAHAN

Sophomore • Guard • 6-4 • 175 • Leawood, Kan. • Rockhurst HS



## SEASON STATS

PPG	RPG	APG	FG%	3FG%	FT%
0.0	0.0	0.0	-	-	-

## LAST GAME VS. WOFFORD (12.4.18)

MIN	PTS	REBS	ASTS	BLKS	STLS
2	0	0	0	0	0

**2017-18:** Appeared in 10 games, two in conference play and three postseason ... Averaged 2.3 minutes per contest ... Made his second 3-pointer of the season in scoring three points vs. Omaha (12/18) ... Had a season-high four points vs. Toledo (11/28) ... Logged four minutes against South Dakota State (11/17) with three points and three rebounds ... An invited walk-on who was a two-sport athlete at Rockhurst HS in Kansas City, Missouri ... Older brother, Conner, played five seasons at KU and on two Final Four teams.

## CAREER HONORS

### CAREER HIGHS

Points	4	vs. Toledo (11.28.17)
Field Goals	1	4x, last vs. Omaha (12.18.17)
Field Goal Att.	2	4x, last vs. Oakland (11.21.17)
3PT Field Goals	1	vs. Omaha (12.18.17) vs. South Dakota St. (11.17.17)
3PT Field Goal Att.	2	vs. Texas Southern (11.21.17) vs. Tennessee St. (11.10.17)
Free Throws	2	vs. Toledo (11.28.17)
Free Throw Att.	2	vs. Toledo (11.28.17)
Rebounds	3	vs. South Dakota St. (11.17.17)
Assists	1	vs. Tennessee St. (11.10.17)
Blocks	--	--
Steals	--	--
Minutes	4	4x, last vs. Omaha (12.18.17)

### MISCELLANEOUS

	FR	SO	CAREER
5+ Minutes	-	-	1
4+ Points	1	-	1
3+ Rebounds	1	-	1
3+ Assists	-	-	-
2+ 3PT Field Goals	-	-	-
2+ Steals	-	-	-
2+ Blocks	1	-	1
Led Team in Pts.	-	-	-
Led Team in Rebs.	-	-	-
Led Team in Steals	-	-	-
Led Team in Blocks	-	-	-

## 2018-19 GAME-BY-GAME

OPPONENT (Date)	MP	FG-A	PCT	3PT-A	PCT	FT-A	PCT	O-D-T	PF	A	TO	BLK	ST	TP
vs. Michigan State (11.6)							DNP							
VERMONT (11.12)							DNP							
LOUISIANA (11.16)							DNP							
vs. Marquette (11.21)							DNP							
vs. Tennessee (11.23)							DNP							
STANFORD (12.1)							DNP							
WOFFORD (12.4)	2	0-0	---	0-0	---	0-0	---	0-0-0	0	0	0	0	0	0
NEW MEXICO STATE (12.8)							DNP							
VILLANOVA (12.15)														
SOUTH DAKOTA (12.18)														
at Arizona State (12.22)														
EASTERN MICHIGAN (12.29)														
OKLAHOMA (1.2)														
at Iowa State (1.5)														
TCU (1.9)														
at Baylor (1.12)														
TEXAS (1.14)														
at West Virginia (1.19)														
IOWA STATE (1.12)														
at Kentucky (1.26)														
at Texas (1.29)														
TEXAS TECH (2.2)														
at Kansas State (2.5)														
OKLAHOMA STATE (2.9)														
at TCU (2.11)														
WEST VIRGINIA (2.16)														
at Texas Tech (2.23)														
KANSAS STATE (2.25)														
at Oklahoma State (3.2)														
at Oklahoma (3.5)														
BAYLOR (3.9)														
<b>TOTAL</b>	<b>2</b>	<b>0-0</b>	<b>---</b>	<b>0-0</b>	<b>---</b>	<b>0-0</b>	<b>---</b>	<b>0-0-0</b>	<b>0</b>	<b>0</b>	<b>0</b>	<b>0</b>	<b>0</b>	<b>0</b>

^ Starter

## CAREER YEAR-BY-YEAR STATISTICS

SEASON	GP	GS	MIN	AVG	FG	FGA	PCT	3FG	3FGA	PCT	FT	FTA	PCT	OFF	DEF	TOT	AVG	PF	FO	AST	TO	BLK	STL	PTS	AVG
2017-18	11	0	25	2.3	4	11	.364	2	8	.250	2	2	1.000	2	5	7	0.6	2	0	1	3	0	0	12	1.1
2018-19	1	0	2	2.0	0	0	.000	0	0	.000	0	0	.000	0	0	0	0.0	0	0	0	0	0	0	0	0.0
<b>TOTAL</b>	<b>12</b>	<b>0</b>	<b>27</b>	<b>2.3</b>	<b>4</b>	<b>11</b>	<b>.364</b>	<b>2</b>	<b>8</b>	<b>.250</b>	<b>2</b>	<b>2</b>	<b>1.000</b>	<b>2</b>	<b>5</b>	<b>7</b>	<b>0.6</b>	<b>2</b>	<b>0</b>	<b>1</b>	<b>3</b>	<b>0</b>	<b>0</b>	<b>12</b>	<b>1.0</b>





# K.J. LAWSON

RS-Sophomore • Guard • 6-8 • 205 • Memphis, Tenn. • Hamilton HS • Memphis

## SEASON STATS

PPG	RPG	APG	FG%	3FG%	FT%
<b>3.0</b>	<b>2.4</b>	<b>0.6</b>	<b>64%</b>	<b>50%</b>	<b>67%</b>

## LAST GAME VS. NEW MEXICO STATE (12.8.18)

MIN	PTS	REBS	ASTS	BLKS	STLS
<b>4</b>	<b>3</b>	<b>1</b>	<b>1</b>	<b>0</b>	<b>0</b>

A transfer from Memphis who sat out the 2017-18 season due to NCAA rules ... Played in 42 games while at Memphis with 33 starts, an 11.5 career scoring average and 7.0 career rebound average ... Had nine career double-doubles ... Granted a medical redshirt following the 2015-16 season.

## CAREER HONORS

American Athletic Conference Rookie of the Year [2017]  
American Athletic Conference All-Rookie Team [2017]

## CAREER HIGHS (\*AT MEMPHIS)

Points	*28	at Houston (1.19.17)
Rebounds	*19	vs. East Carolina (1.28.17)
Field Goals	*12	at Houston (1.19.17)
Field Goal Att.	*23	vs. East Carolina (1.28.17)
3PT Field Goals	*3	vs. UTRGV (1.14.16)
3PT Attempts	*4	3x, last vs. UCF (1.22.17)
Free Throws	*9	vs. Jackson State (11.30.16)
Free Throw Att.	*11	vs. Tulane (3.2.17)
Assists	*7	vs. McNeese (11.22.16)
Steals	*3	vs. USF (1.14.17)
Blocks	*2	4x, last vs. Tulsa (2.7.17)
Minutes	*43	at Houston (1.19.17)

## MISCELLANEOUS (\*AT MEMPHIS)

	*FR	*SO	R-SO	CAREER
Double-Doubles	-	9	-	9
10+ Points	4	20	-	24
20+ Points	-	4	-	4
5+ Rebounds	4	26	2	32
10+ Rebounds	-	12	-	12
3+ Assists	1	18	1	20
2+ 3PT Field Goals	-	4	-	4
2+ Steals	1	2	1	4
2+ Blocks	1	3	-	4
Led Team in Pts.	1	6	-	7
Led Team in Rebs.	0	14	-	14
Led Team in Assists	0	5	1	6
Led Team in Steals	0	5	1	6
Led Team in Blocks	0	5	-	5

## 2018-19 GAME-BY-GAME

OPPONENT (Date)	MP	FG-A	PCT	3PT-A	PCT	FT-A	PCT	O-D-T	PF	A	TO	BLK	ST	TP
vs. Michigan State (11.6)	10	1-1	1.000	1-1	1.000	1-2	.500	1-5-6	3	1	0	0	0	4
VERMONT (11.12)	3	0-0	---	0-0	---	0-0	---	0-0-0	1	0	1	0	0	0
LOUISIANA (11.16)	2	1-1	1.000	0-0	---	0-0	---	0-0-0	0	0	0	0	1	2
vs. Marquette (11.21)	2	0-0	---	0-0	---	0-0	---	0-2-2	0	0	0	0	0	0
vs. Tennessee (11.23)	19	2-4	.500	0-1	.000	4-6	.667	1-5-6	4	0	1	0	2	8
STANFORD (12.1)	4	0-0	---	0-0	---	2-2	1.000	2-0-2	1	0	1	0	0	2
WOFFORD (12.4)	17	2-4	.500	0-1	.000	1-2	.500	1-1-2	2	3	1	0	1	5
NEW MEXICO STATE (12.8)	4	1-1	1.000	1-1	1.000	0-0	---	0-1-1	0	1	0	0	0	3
VILLANOVA (12.15)														
SOUTH DAKOTA (12.18)														
at Arizona State (12.22)														
EASTERN MICHIGAN (12.29)														
OKLAHOMA (1.2)														
at Iowa State (1.5)														
TCU (1.9)														
at Baylor (1.12)														
TEXAS (1.14)														
at West Virginia (1.19)														
IOWA STATE (1.12)														
at Kentucky (1.26)														
at Texas (1.29)														
TEXAS TECH (2.2)														
at Kansas State (2.5)														
OKLAHOMA STATE (2.9)														
at TCU (2.11)														
WEST VIRGINIA (2.16)														
at Texas Tech (2.23)														
KANSAS STATE (2.25)														
at Oklahoma State (3.2)														
at Oklahoma (3.5)														
BAYLOR (3.9)														
<b>TOTAL</b>	<b>61</b>	<b>7-11</b>	<b>.636</b>	<b>2-4</b>	<b>.500</b>	<b>8-12</b>	<b>.667</b>	<b>5-14-19</b>	<b>11</b>	<b>5</b>	<b>4</b>	<b>0</b>	<b>4</b>	<b>24</b>

^ Starter

## CAREER YEAR-BY-YEAR STATISTICS (\*AT MEMPHIS)

SEASON	GP	GS	MIN	AVG	FG	FGA	PCT	3FG	3FGA	PCT	FT	FTA	PCT	OFF	DEF	TOT	AVG	PF	FO	AST	TO	BLK	STL	PTS	AVG
2015-16*	10	2	197	19.7	26	71	.366	2	9	.222	34	51	.667	10	25	35	3.5	26	1	11	19	6	6	88	8.8
2016-17*	32	31	1078	33.7	145	363	.399	22	67	.328	82	118	.695	73	186	259	8.1	72	1	88	66	13	16	394	12.3
2017-18																									
2018-19	8	0	61	7.6	7	11	.636	2	4	.500	8	12	.667	5	14	19	2.4	11	0	5	4	0	4	24	3.0
<b>TOTAL</b>	<b>50</b>	<b>33</b>	<b>1336</b>	<b>26.7</b>	<b>178</b>	<b>445</b>	<b>.400</b>	<b>26</b>	<b>80</b>	<b>.325</b>	<b>124</b>	<b>181</b>	<b>.685</b>	<b>88</b>	<b>225</b>	<b>313</b>	<b>6.3</b>	<b>109</b>	<b>2</b>	<b>104</b>	<b>89</b>	<b>19</b>	<b>26</b>	<b>506</b>	<b>10.1</b>



# GARRETT LUINSTRA (loo-IN-struh)

Freshman • Guard • 6-2 • 155 • Lawrence, Kan. • Lawrence Free State HS

## SEASON STATS

PPG	RPG	APG	FG%	3FG%	FT%
0.0	0.0	0.0	-	-	-

## LAST GAME VS. WOFFORD (12.4.18)

MIN	PTS	REBS	ASTS	BLKS	STLS
1	0	0	0	0	0

An invited walk-on ... A combo guard who set his high school's single-season scoring record with 456 points as a senior ... Averaged 19 points his senior year in guiding Free State High School to the 6A state title game and a 19-6 record ... A first-team all-state selection and the Sunflower League Player of the Year his senior season.

## CAREER HONORS

## CAREER HIGHS

Points	
Field Goals	
Field Goal Att.	
3PT Field Goals	
3PT Field Goal Att.	
Free Throws	
Free Throw Att.	
Rebounds	
Assists	
Blocks	
Steals	
Minutes	1 vs. Wofford (12.4.18)

## MISCELLANEOUS

### FRESHMAN/CAREER

5+ Minutes	-
4+ Points	-
3+ Rebounds	-
3+ Assists	-
2+ 3PT Field Goals	-
2+ Steals	-
2+ Blocks	-
Led Team in Pts.	-
Led Team in Rebs.	-
Led Team in Steals	-
Led Team in Blocks	-

## 2018-19 GAME-BY-GAME

OPPONENT (Date)	MP	FG-A	PCT	3PT-A	PCT	FT-A	PCT	O-D-T	PF	A	TO	BLK	ST	TP
vs. Michigan State (11.6)							DNP							
VERMONT (11.12)							DNP							
LOUISIANA (11.16)							DNP							
vs. Marquette (11.21)							DNP							
vs. Tennessee (11.23)							DNP							
STANFORD (12.1)							DNP							
WOFFORD (12.4)	1	0-0	---	0-0	---	0-0	---	0-0-0	1	0	0	0	0	0
NEW MEXICO STATE (12.8)							DNP							
VILLANOVA (12.15)														
SOUTH DAKOTA (12.18)														
at Arizona State (12.22)														
EASTERN MICHIGAN (12.29)														
OKLAHOMA (1.2)														
at Iowa State (1.5)														
TCU (1.9)														
at Baylor (1.12)														
TEXAS (1.14)														
at West Virginia (1.19)														
IOWA STATE (1.12)														
at Kentucky (1.26)														
at Texas (1.29)														
TEXAS TECH (2.2)														
at Kansas State (2.5)														
OKLAHOMA STATE (2.9)														
at TCU (2.11)														
WEST VIRGINIA (2.16)														
at Texas Tech (2.23)														
KANSAS STATE (2.25)														
at Oklahoma State (3.2)														
at Oklahoma (3.5)														
BAYLOR (3.9)														
<b>TOTAL</b>	<b>1</b>	<b>0-0</b>	<b>---</b>	<b>0-0</b>	<b>---</b>	<b>0-0</b>	<b>---</b>	<b>0-0-0</b>	<b>1</b>	<b>0</b>	<b>0</b>	<b>0</b>	<b>0</b>	<b>0</b>

^ Starter

## CAREER YEAR-BY-YEAR STATISTICS

SEASON	GP	GS	MIN	AVG	FG	FGA	PCT	3FG	3FGA	PCT	FT	FTA	PCT	OFF	DEF	TOT	AVG	PF	FO	AST	TO	BLK	STL	PTS	AVG
2018-19	1	0	1	1.0	0	0	.000	0	0	.000	0	0	.000	0	0	0	0.0	1	0	0	0	0	0	0	0.0
<b>TOTAL</b>	<b>1</b>	<b>0</b>	<b>1</b>	<b>1.0</b>	<b>0</b>	<b>0</b>	<b>.000</b>	<b>0</b>	<b>0</b>	<b>.000</b>	<b>0</b>	<b>0</b>	<b>.000</b>	<b>0</b>	<b>0</b>	<b>0</b>	<b>0.0</b>	<b>1</b>	<b>0</b>	<b>0</b>	<b>0</b>	<b>0</b>	<b>0</b>	<b>0</b>	<b>0.0</b>

# SILVIO DE SOUSA

(deh-SOE-suh)

Freshman • Forward • 6-9 • 245 • Luanda, Angola • IMG Academy (Fla.)

## LAST SEASON STATS

PPG	RPG	BPG	FG%	3FG%	FT%
4.0	3.7	0.2	68%	-	71%

## LAST GAME VS. VILLANOVA (3.31.18)

MIN	PTS	REBS	ASTS	BLKS	STLS
10	7	7	0	0	0

**2017-18:** Averaged 4.8 points and 5.4 rebounds in the 2018 NCAA Tournament ... Tied season high with 26 minutes vs. Duke (3/25) with 10 rebounds and scoring four points ... Averaged 20.0 minutes, 10.0 ppg and 9.7 rpg in the Big 12 Championship ... Posted his first double-double (16 points, 10 rebounds) vs. West Virginia (3/10) in the Big 12 title game ... Pulled down six or more rebounds seven times, including his last three games in the NCAA Tournament ... Joined the team following graduation from IMG Academy in Bradenton, Florida, following the fall 2017 semester.

22

## CAREER HONORS

## CAREER HIGHS

Points	16	vs. West Virginia (3.10.18)
Field Goals	8	vs. West Virginia (3.10.18)
Field Goal Att.	8	vs. West Virginia (3.10.18)
3PT Field Goals	--	--
3PT Field Goal Att.	--	--
Free Throws	4	vs. Oklahoma (2.19.18)
Free Throw Att.	4	3x, last vs. Villanova (3.31.18)
Rebounds	11	vs. Kansas State (3.9.18)
Assists	1	4x, last vs. Duke (3.25.18)
Blocks	1	3x, last vs. Duke (3.25.18)
Steals	1	vs. West Virginia (3.10.18)
Minutes	26	vs. Duke (3.25.18) vs. West Virginia (3.10.18)

## MISCELLANEOUS

	FR	SO	CAREER
Double-Doubles	1		1
10+ Points	2		2
20+ Points	--		--
5+ Rebounds	7		7
10+ Rebounds	3		3
3+ Assists	--		--
2+ Steals	--		--
2+ Blocks	--		--
Led Team in Pts.	--		--
Led Team in Rebs.	4		4
Led Team in Assists	--		--
Led Team in Steals	--		--
Led Team in Blocks	1		1

## 2018-19 GAME-BY-GAME

OPPONENT (Date)	MP	FG-A	PCT	3PT-A	PCT	FT-A	PCT	O-D-T	PF	A	TO	BLK	ST	TP
vs. Michigan State (11.6)														
VERMONT (11.12)														
LOUISIANA (11.16)														
vs. Marquette (11.21)														
vs. Tennessee (11.23)														
STANFORD (12.1)														
WOFFORD (12.4)														
NEW MEXICO STATE (12.8)														
VILLANOVA (12.15)														
SOUTH DAKOTA (12.18)														
at Arizona State (12.22)														
EASTERN MICHIGAN (12.29)														
OKLAHOMA (1.2)														
at Iowa State (1.5)														
TCU (1.9)														
at Baylor (1.12)														
TEXAS (1.14)														
at West Virginia (1.19)														
IOWA STATE (1.12)														
at Kentucky (1.26)														
at Texas (1.29)														
TEXAS TECH (2.2)														
at Kansas State (2.5)														
OKLAHOMA STATE (2.9)														
at TCU (2.11)														
WEST VIRGINIA (2.16)														
at Texas Tech (2.23)														
KANSAS STATE (2.25)														
at Oklahoma State (3.2)														
at Oklahoma (3.5)														
BAYLOR (3.9)														
<b>TOTAL</b>														

^ Starter

## CAREER YEAR-BY-YEAR STATISTICS

SEASON	GP	GS	MIN	AVG	FG	FGA	PCT	3FG	3FGA	PCT	FT	FTA	PCT	OFF	DEF	TOT	AVG	PF	FO	AST	TO	BLK	STL	PTS	AVG
2017-18	20	0	175	8.8	32	47	.681	0	0	.000	15	21	.714	33	41	74	3.7	33	0	4	18	3	1	79	4.0
2018-19	0	0	0	0.0	0	0	.000	0	0	.000	0	0	.000	0	0	0	0.0	0	0	0	0	0	0	0	0.0
<b>TOTAL</b>	<b>20</b>	<b>0</b>	<b>175</b>	<b>8.8</b>	<b>32</b>	<b>47</b>	<b>.681</b>	<b>0</b>	<b>0</b>	<b>.000</b>	<b>15</b>	<b>21</b>	<b>.714</b>	<b>33</b>	<b>41</b>	<b>74</b>	<b>3.7</b>	<b>33</b>	<b>0</b>	<b>4</b>	<b>18</b>	<b>3</b>	<b>1</b>	<b>79</b>	<b>4.0</b>

# LAGERALD VICK

Senior • Guard • 6-5 • 190 • Memphis, Tenn. • Douglass HS

## SEASON STATS

PPG	RPG	APG	FG%	3FG%	FT%
<b>16.3</b>	<b>4.0</b>	<b>2.0</b>	<b>53%</b>	<b>56%</b>	<b>71%</b>

## LAST GAME VS. NEW MEXICO STATE (12.8.18)

MIN	PTS	REBS	ASTS	BLKS	STLS
<b>31</b>	<b>5</b>	<b>6</b>	<b>5</b>	<b>1</b>	<b>2</b>

Lone senior on the Kansas roster ... Made 13 3-pointers in his last six games in 2017-18 ... All-Big 12 Honorable Mention ... Had six 20-point efforts ... Recorded 12 games of six-plus rebounds in 2017-18 including eight boards vs. Clemson (3/23) ... Averaged 7.4 ppg and shot 37 percent from beyond the arc in 2016-17.



## CAREER HONORS

- Big 12 Player of the Week (12.3.18)
- NIT Season Tip-Off All-Tournament Team
- Big 12 Player of the Week (11.19.18)
- All-Big 12 Honorable Mention [2017-18]
- Academic All-Big 12 Rookie Team [2015-16]

## CAREER HIGHS

Points	33	vs. Louisiana (11.16.18)
Field Goals	12	vs. Vermont (11.12.18)
	12	vs. Washington (12.6.17)
Field Goal Att.	23	vs. Washington (12.6.17)
3PT Field Goals	8	vs. Vermont (11.12.18)
3PT Field Goal Att.	12	vs. Louisiana (11.16.18)
Free Throws	4	6x, last vs. Louisiana (11.16.18)
Free Throw Att.	6	vs. West Virginia (2.17.18)
		vs. Washington (12.6.17)
Rebounds	11	vs. Texas Southern (11.21.17)
Assists	7	vs. Washington (12.6.17)
		vs. Syracuse (12.2.17)
		vs. Texas Southern (11.21.17)
Blocks	3	vs. Oakland (11.24.17)
Steals	3	4x, last vs. Michigan St. (11.6.18)
Minutes	43	2x, last vs. Stanford (12.1.18)

## MISCELLANEOUS

	FR	SO	JR	SR	CAREER
Double-Doubles	0	0	1	-	1
10+ Points	0	7	24	5	36
20+ Points	0	1	6	3	10
30+ Points	0	0	0	2	2
5+ Rebounds	1	12	21	3	31
10+ Rebounds	0	0	1	-	1
3+ Assists	0	2	12	3	17
2+ 3PT Field Goals	0	7	17	5	29
2+ Steals	0	6	10	3	19
2+ Blocks	0	2	2	-	4
Led Team in Pts.	0	1	3	3	7
Led Team in Rebs.	0	1	4	1	6
Led Team in Assists	0	0	3	1	4
Led Team in Steals	0	5	6	2	13
Led Team in Blocks	0	6	6	1	13

## 2018-19 GAME-BY-GAME

OPPONENT (Date)	MP	FG-A	PCT	3PT-A	PCT	FT-A	PCT	O-D-T	PF	A	TO	BLK	ST	TP
^vs. Michigan State (11.6)	32	1-7	.143	0-4	.000	0-0	---	0-3-3	2	3	2	0	3	2
^VERMONT (11.12)	33	12-14	.857	8-8	1.000	0-0	---	1-2-3	2	1	2	0	1	32
^LOUISIANA (11.16)	40	11-18	.611	7-12	.583	4-5	.800	2-7-9	0	2	3	0	2	33
^vs. Marquette (11.21)	36	6-12	.500	3-5	.600	1-2	.500	0-2-2	2	0	2	0	1	16
^vs. Tennessee (11.23)	43	6-12	.500	3-7	.429	0-0	---	1-1-2	2	4	2	0	1	15
^STANFORD (12.1)	43	10-17	.588	7-11	.636	0-0	.000	1-4-5	3	1	3	0	1	27
WOFFORD (12.4)	22	0-3	.000	0-2	.000	0-0	---	0-2-2	0	0	2	0	1	0
NEW MEXICO STATE (12.8)	31	2-8	.250	1-3	.333	0-0	---	0-6-6	2	5	1	1	2	5
VILLANOVA (12.15)														
SOUTH DAKOTA (12.18)														
at Arizona State (12.22)														
EASTERN MICHIGAN (12.29)														
OKLAHOMA (1.2)														
at Iowa State (1.5)														
TCU (1.9)														
at Baylor (1.12)														
TEXAS (1.14)														
at West Virginia (1.19)														
IOWA STATE (1.12)														
at Kentucky (1.26)														
at Texas (1.29)														
TEXAS TECH (2.2)														
at Kansas State (2.5)														
OKLAHOMA STATE (2.9)														
at TCU (2.11)														
WEST VIRGINIA (2.16)														
at Texas Tech (2.23)														
KANSAS STATE (2.25)														
at Oklahoma State (3.2)														
at Oklahoma (3.5)														
BAYLOR (3.9)														
<b>TOTAL</b>	<b>280</b>	<b>48-91</b>	<b>.527</b>	<b>29-52</b>	<b>.558</b>	<b>5-7</b>	<b>.714</b>	<b>5-27-32</b>	<b>13</b>	<b>16</b>	<b>17</b>	<b>1</b>	<b>12</b>	<b>130</b>

^ Starter

## CAREER YEAR-BY-YEAR STATISTICS

SEASON	GP	GS	MIN	AVG	FG	FGA	PCT	3FG	3FGA	PCT	FT	FTA	PCT	OFF	DEF	TOT	AVG	PF	FO	AST	TO	BLK	STL	PTS	AVG
2015-16	19	0	91	4.8	14	25	.560	8	17	.471	3	6	.500	1	4	5	0.3	6	0	8	6	1	3	39	2.1
2016-17	36	6	878	24.4	97	219	.443	34	92	.370	38	46	.826	36	91	127	3.5	58	1	34	40	15	21	266	7.4
2017-18	39	35	1289	33.1	187	383	.488	59	158	.373	37	55	.673	37	150	187	4.8	74	0	83	64	13	34	470	12.1
2018-19	8	6	280	35.0	48	91	.527	29	52	.558	5	7	.714	5	27	32	4.0	13	0	16	17	1	12	130	16.3
<b>TOTAL</b>	<b>102</b>	<b>47</b>	<b>2538</b>	<b>24.9</b>	<b>346</b>	<b>718</b>	<b>.482</b>	<b>130</b>	<b>319</b>	<b>.408</b>	<b>83</b>	<b>114</b>	<b>.728</b>	<b>79</b>	<b>272</b>	<b>351</b>	<b>3.4</b>	<b>151</b>	<b>1</b>	<b>141</b>	<b>127</b>	<b>30</b>	<b>70</b>	<b>905</b>	<b>8.9</b>



# OCHAI AGBAJI (OH-chie uh-BAH-gee)

Freshman • Guard • 6-5 • 210 • Kansas City, Mo. • Oak Park HS

## SEASON STATS

PPG	RPG	APG	FG%	3FG%	FT%
-	-	-	-	-	-

## LAST GAME EXH VS. WASHBURN (11.18)

MIN	PTS	REBS	ASTS	BLKS	STLS
11	6	3	0	1	0

Was declared a redshirt for 2018-19 on Nov. 5 ... A Kansas City product who is very athletic and has a great shooting touch ... Verbally committed to Kansas in February 2018 ... Bill Self compares Agbaji to Kansas City Jayhawk Travis Releford who played in 138 career games and was a two-year starter while at KU.

## CAREER HONORS

## CAREER HIGHS

Points	
Field Goals	
Field Goal Att.	
3PT Field Goals	
3PT Field Goal Att.	
Free Throws	
Free Throw Att.	
Rebounds	
Assists	
Blocks	
Steals	
Minutes	

## MISCELLANEOUS

### FRESHMAN/CAREER

Double-Doubles	
10+ Points	
20+ Points	
5+ Rebounds	
10+ Rebounds	
3+ Assists	
3+ 3PT Field Goals	
2+ Steals	
2+ Blocks	
Led Team in Pts.	
Led Team in Rebs.	
Led Team in Assists	
Led Team in Blocks	
Led Team in Steals	

## 2018-19 GAME-BY-GAME

OPPONENT (Date)	MP	FG-A	PCT	3PT-A	PCT	FT-A	PCT	O-D-T	PF	A	TO	BLK	ST	TP
<i>^</i> EMPORIA STATE (Exh. 10.26)	12	3-3	1.000	2-2	1.000	0-0	.000	1-3-4	1	0	0	0	0	8
WASHBURN (Exh. 11.1)	11	2-2	1.000	1-1	1.000	1-2	.500	1-2-3	2	0	2	1	0	6
vs. Michigan State (11.6)														
VERMONT (11.12)														
LOUISIANA (11.16)														
vs. Marquette (11.21)														
vs. Tennessee (11.23)														
STANFORD (12.1)														
WOFFORD (12.4)														
NEW MEXICO STATE (12.8)														
VILLANOVA (12.15)														
SOUTH DAKOTA (12.18)														
at Arizona State (12.22)														
EASTERN MICHIGAN (12.29)														
OKLAHOMA (1.2)														
at Iowa State (1.5)														
TCU (1.9)														
at Baylor (1.12)														
TEXAS (1.14)														
at West Virginia (1.19)														
IOWA STATE (1.12)														
at Kentucky (1.26)														
at Texas (1.29)														
TEXAS TECH (2.2)														
at Kansas State (2.5)														
OKLAHOMA STATE (2.9)														
at TCU (2.11)														
WEST VIRGINIA (2.16)														
at Texas Tech (2.23)														
KANSAS STATE (2.25)														
at Oklahoma State (3.2)														
at Oklahoma (3.5)														
BAYLOR (3.9)														
<b>TOTAL</b>														

^ Starter

## CAREER YEAR-BY-YEAR STATISTICS

SEASON	GP	GS	MIN	AVG	FG	FGA	PCT	3FG	3FGA	PCT	FT	FTA	PCT	OFF	DEF	TOT	AVG	PF	FO	AST	TO	BLK	STL	PTS	AVG
2018-19	0	0	0	0.0	0	0	.000	0	0	.000	0	0	.000	0	0	0	0.0	0	0	0	0	0	0	0	0.0
<b>TOTAL</b>	<b>0</b>	<b>0</b>	<b>0</b>	<b>0.0</b>	<b>0</b>	<b>0</b>	<b>.000</b>	<b>0</b>	<b>0</b>	<b>.000</b>	<b>0</b>	<b>0</b>	<b>.000</b>	<b>0</b>	<b>0</b>	<b>0</b>	<b>0.0</b>	<b>0</b>	<b>0</b>	<b>0</b>	<b>0</b>	<b>0</b>	<b>0</b>	<b>0</b>	<b>0.0</b>

# DAVID McCORMACK

Freshman • Forward • 6-10 • 265 • Norfolk, Va. • Oak Hill Academy

## SEASON STATS

PPG	RPG	BPG	FG%	3FG%	FT%
1.9	2.0	0.3	46%	-	25%

## LAST GAME VS. NEW MEXICO STATE (12.8.18)

MIN	PTS	REBS	ASTS	BLKS	STLS
4	0	0	0	1	0

A 2018 McDonald's All-American who also represented the USA at the Nike Hoop Summit ... A big body who showed a lot of discipline in losing more than 50 pounds during high school ... Can play both power forward and center and can open up the middle with his outside shooting.



## CAREER HONORS

## CAREER HIGHS

Points	6	vs. Wofford (12.4.18)
Field Goals	3	vs. Wofford (12.4.18)
Field Goal Att.	5	vs. Wofford (12.4.18)
3PT Field Goals	-	
3PT Field Goal Att.	-	
Free Throws	1	vs. Michigan State (11.6.18)
Free Throw Att.	4	vs. Michigan State (11.6.18)
Rebounds	6	vs. Louisiana (11.16.18)
Assists	1	vs. Michigan State (11.6.18)
Blocks	1	vs. New Mexico State (12.8.18) vs. Louisiana (11.16.18)
Steals	-	
Minutes	10	vs. Louisiana (11.16.18)

## MISCELLANEOUS

### FRESHMAN/CAREER

Double-Doubles	-
10+ Points	-
20+ Points	-
5+ Rebounds	1
10+ Rebounds	-
3+ Assists	-
3+ 3PT Field Goals	-
2+ Steals	-
2+ Blocks	-
Led Team in Pts.	-
Led Team in Rebs.	-
Led Team in Assists	-
Led Team in Blocks	1
Led Team in Steals	-

## 2018-19 GAME-BY-GAME

OPPONENT (Date)	MP	FG-A	PCT	3PT-A	PCT	FT-A	PCT	O-D-T	PF	A	TO	BLK	ST	TP
vs. Michigan State (11.6)	5	1-2	.500	0-0	---	1-4	.250	1-2-3	1	1	0	0	0	3
VERMONT (11.12)								DNP						
LOUISIANA (11.16)	10	1-4	.250	0-0	---	0-0	---	4-2-6	0	0	0	1	0	2
vs. Marquette (11.21)	2	1-1	1.000	0-0	---	0-0	---	0-0-0	0	0	0	0	0	2
vs. Tennessee (11.23)	4	0-0	---	0-0	---	0-0	---	0-1-1	1	0	2	0	0	0
STANFORD (12.1)	1	0-0	----	0-0	---	0-0	---	0-1-1	0	0	0	0	0	0
WOFFORD (12.4)	5	3-5	.600	0-0	---	0-0	---	0-3-3	0	0	0	0	0	6
NEW MEXICO STATE (12.8)	4	0-1	.000	0-0	---	0-0	---	0-0-0	0	0	0	1	0	0
VILLANOVA (12.15)														
SOUTH DAKOTA (12.18)														
at Arizona State (12.22)														
EASTERN MICHIGAN (12.29)														
OKLAHOMA (1.2)														
at Iowa State (1.5)														
TCU (1.9)														
at Baylor (1.12)														
TEXAS (1.14)														
at West Virginia (1.19)														
IOWA STATE (1.12)														
at Kentucky (1.26)														
at Texas (1.29)														
TEXAS TECH (2.2)														
at Kansas State (2.5)														
OKLAHOMA STATE (2.9)														
at TCU (2.11)														
WEST VIRGINIA (2.16)														
at Texas Tech (2.23)														
KANSAS STATE (2.25)														
at Oklahoma State (3.2)														
at Oklahoma (3.5)														
BAYLOR (3.9)														
<b>TOTAL</b>	<b>31</b>	<b>6-13</b>	<b>.462</b>	<b>0-0</b>	<b>---</b>	<b>1-4</b>	<b>.250</b>	<b>5-9-14</b>	<b>2</b>	<b>1</b>	<b>2</b>	<b>2</b>	<b>0</b>	<b>13</b>

^ Starter

## CAREER YEAR-BY-YEAR STATISTICS

SEASON	GP	GS	MIN	AVG	FG	FGA	PCT	3FG	3FGA	PCT	FT	FTA	PCT	OFF	DEF	TOT	AVG	PF	FO	AST	TO	BLK	STL	PTS	AVG
2018-19	7	0	31	4.4	6	13	.462	0	0	.000	1	4	.250	5	9	14	2.0	2	0	1	2	2	0	13	1.9
<b>TOTAL</b>	<b>7</b>	<b>0</b>	<b>31</b>	<b>4.4</b>	<b>6</b>	<b>13</b>	<b>.462</b>	<b>0</b>	<b>0</b>	<b>.000</b>	<b>1</b>	<b>4</b>	<b>.250</b>	<b>5</b>	<b>9</b>	<b>14</b>	<b>2.0</b>	<b>2</b>	<b>0</b>	<b>1</b>	<b>2</b>	<b>2</b>	<b>0</b>	<b>13</b>	<b>1.9</b>



# UDOKA AZUBUIKE

(you-DOE-kuh az-uh-BOO-kee)

Junior • Center • 7-0 • 270 • Delta, Nigeria • Potter's House Christian Academy

## SEASON STATS

PPG	RPG	BPG	FG%	3FG%	FT%
12.9	6.1	1.4	68%	-	32%

## LAST GAME VS. WOFFORD (12.4.18)

MIN	PTS	REBS	ASTS	BLKS	STLS
4	0	4	0	0	0

Led NCAA Division I in field goal percentage at 77.0, which ranks second best for a season in NCAA history ... Posted his sixth double-double of the season with 14 points and 11 rebounds vs. Clemson (3/23) ... Had 11 games with nine or more rebounds ... Ranked seventh in the Big 12 in rebound average (7.0) and sixth in blocked shots (1.7) ... Posted seven 20-point games season in 2017-18 ... Played in 11 games with six starts as a freshman in 2016-17 before a season-ending wrist injury.

## CAREER HONORS

Kareem Abdul-Jabbar Center of the Year Award Candidate (1 of 20)

Preseason All-Big 12 Honorable Mention

All-Big 12 Third Team [2017-18]

Academic All-Big 12 Second Team [2017-18]

## CAREER HIGHS

Points	26	at Nebraska (12.16.17)
Field Goals	13	at Nebraska (12.16.17)
Field Goal Att.	17	vs. Vermont (11.12.18)
	17	at Nebraska (12.16.17)
3PT Field Goals	-	-
3PT Field Goal Att.	-	-
Free Throws	7	vs. West Virginia (2.17.18)
Free Throw Att.	11	vs. Baylor (1.20.18)
Rebounds	13	at Texas (12.29.17)
Assists	2	4x, last vs. Marquette (11.21.18)
Blocks	5	vs. Texas (2.26.18)
		vs. Kansas State (1.13.18)
Steals	3	vs. Oklahoma (2.19.18)
Minutes	34	3x, last vs. Vermont (11.12.18)

## MISCELLANEOUS

	FR	SO	JR	CAREER
Double-Doubles	1	6	1	8
10+ Points	1	25	4	29
20+ Points	0	7	1	8
5+ Rebounds	4	30	3	37
10+ Rebounds	1	6	1	8
3+ Assists	0	0	-	0
2+ Steals	0	4	-	4
2+ Blocks	5	19	2	26
Led Team in Pts.	0	7	-	7
Led Team in Rebs.	3	20	1	24
Led Team in Assists	0	0	-	0
Led Team in Steals	0	1	-	1
Led Team in Blocks	6	22	4	32

## 2018-19 GAME-BY-GAME

OPPONENT (Date)	MP	FG-A	PCT	3PT-A	PCT	FT-A	PCT	O-D-T	PF	A	TO	BLK	ST	TP
^vs. Michigan State (11.6)	20	7-10	.700	0-0	---	3-7	.429	2-1-3	4	1	2	4	1	17
^VERMONT (11.12)	34	10-17	.588	0-0	---	3-6	.500	1-10-11	2	0	3	1	0	23
^LOUISIANA (11.16)	23	8-10	.800	0-0	---	1-4	.250	4-4-8	3	1	2	4	0	17
^vs. Marquette (11.21)	15	3-5	.600	0-0	---	0-3	.000	1-3-4	4	2	2	0	0	6
^vs. Tennessee (11.23)	17	4-6	.667	0-0	---	1-2	.500	1-3-4	5	0	4	1	1	9
^STANFORD (12.1)	28	9-11	.818	0-0	---	0-3	.000	3-6-9	4	1	2	0	1	18
^WOFFORD (12.4)	4	0-1	.000	0-0	---	0-0	---	2-2-4	0	0	0	0	0	0
NEW MEXICO STATE (12.8)														DNP -- INJURED
VILLANOVA (12.15)														
SOUTH DAKOTA (12.18)														
at Arizona State (12.22)														
EASTERN MICHIGAN (12.29)														
OKLAHOMA (1.2)														
at Iowa State (1.5)														
TCU (1.9)														
at Baylor (1.12)														
TEXAS (1.14)														
at West Virginia (1.19)														
IOWA STATE (1.12)														
at Kentucky (1.26)														
at Texas (1.29)														
TEXAS TECH (2.2)														
at Kansas State (2.5)														
OKLAHOMA STATE (2.9)														
at TCU (2.11)														
WEST VIRGINIA (2.16)														
at Texas Tech (2.23)														
KANSAS STATE (2.25)														
at Oklahoma State (3.2)														
at Oklahoma (3.5)														
BAYLOR (3.9)														
<b>TOTAL</b>	<b>141</b>	<b>41-60</b>	<b>.683</b>	<b>0-0</b>	<b>---</b>	<b>8-25</b>	<b>.320</b>	<b>14-29-43</b>	<b>22</b>	<b>5</b>	<b>15</b>	<b>10</b>	<b>3</b>	<b>90</b>

^ Starter

## CAREER YEAR-BY-YEAR STATISTICS

SEASON	GP	GS	MIN	AVG	FG	FGA	PCT	3FG	3FGA	PCT	FT	FTA	PCT	OFF	DEF	TOT	AVG	PF	FO	AST	TO	BLK	STL	PTS	AVG
2016-17	11	6	142	12.9	22	35	.629	0	0	.000	11	29	.379	13	35	48	4.4	31	0	2	15	18	2	55	5.0
2017-18	36	34	848	23.6	211	274	.770	0	0	.000	45	109	.413	87	165	252	7.0	108	4	24	63	60	20	467	13.0
2018-19	7	7	141	20.1	41	60	.683	0	0	.000	8	25	.320	14	29	43	6.1	22	1	5	15	10	3	90	12.9
<b>TOTAL</b>	<b>54</b>	<b>47</b>	<b>1131</b>	<b>20.9</b>	<b>274</b>	<b>369</b>	<b>.743</b>	<b>0</b>	<b>0</b>	<b>.000</b>	<b>64</b>	<b>163</b>	<b>.393</b>	<b>114</b>	<b>229</b>	<b>343</b>	<b>6.4</b>	<b>161</b>	<b>5</b>	<b>31</b>	<b>93</b>	<b>88</b>	<b>25</b>	<b>612</b>	<b>11.3</b>



# MITCH LIGHTFOOT

Junior • Forward • 6-8 • 225 • Gilbert, Arizona • Gilbert Christian HS

## SEASON STATS

PPG	RPG	BPG	FG%	3FG%	FT%
1.9	2.0	0.6	55%	0%	60%

## LAST GAME VS. NEW MEXICO STATE (12.8.18)

MIN	PTS	REBS	ASTS	BLKS	STLS
18	7	6	1	1	0

Started seven games in 2017-18 ... Pulled down a career-high 11 rebounds vs. Penn (3/18) with nine points ... Went 22-for-31 (71.0 percent) in his last 11 games ... Finished second on the team with 54 blocked shots ... Ranked eighth in the Big 12 with 1.5 blocked shots per game ... Led Kansas with 16 charges drawn ... Was born in Kansas City and moved to Arizona as a youth ... Played in 26 games as a freshman.

## CAREER HONORS

### CAREER HIGHS

Points	11	vs. Oakland (11.24.17)
Field Goals	4	4x, last vs. Kansas State (3.9.18)
Field Goal Att.	7	at West Virginia (1.15.18)
		vs. Texas Southern (11.21.17)
3PT Field Goals	2	vs. Tennessee St. (11.10.17)
3PT Field Goal Att.	3	vs. Texas Southern (11.21.17)
Free Throws	4	at Nebraska (12.16.17)
		vs. Oakland (11.24.17)
Free Throw Att.	4	vs. Penn (3.15.18)
		at Nebraska (12.16.17)
		vs. Oakland (11.24.17)
Rebounds	11	vs. Penn (3.15.18)
Assists	2	at Baylor (2.10.18)
Blocks	6	at TCU (1.6.18)
Steals	2	at Iowa State (2.13.18)
Minutes	27	vs. Penn (3.15.18)

### MISCELLANEOUS

	FR	SO	JR	CAREER
Double-Doubles	0	0	-	0
10+ Points	0	2	-	2
20+ Points	0	0	-	0
5+ Rebounds	1	10	1	12
10+ Rebounds	0	1	-	1
2+ Assists	0	1	-	1
2+ 3PT Field Goals	0	1	-	1
2+ Steals	0	1	-	1
2+ Blocks	3	13	-	16
Led Team in Pts.	0	0	-	0
Led Team in Rebs.	0	2	-	2
Led Team in Assists	0	0	-	0
Led Team in Steals	0	1	-	1
Led Team in Blocks	6	19	3	28

## 2018-19 GAME-BY-GAME

OPPONENT (Date)	MP	FG-A	PCT	3PT-A	PCT	FT-A	PCT	O-D-T	PF	A	TO	BLK	ST	TP
vs. Michigan State (11.6)	6	2-2	1.000	0-0	---	0-0	---	1-0-1	3	0	0	1	0	4
VERMONT (11.12)	6	0-1	.000	0-1	.000	1-2	.500	0-1-1	1	1	0	1	0	1
LOUISIANA (11.16)	2	0-0	---	0-0	---	0-0	---	0-0-0	1	0	1	0	0	0
vs. Marquette (11.21)	13	1-1	1.000	0-0	---	1-1	1.000	1-1-2	0	1	0	1	0	3
vs. Tennessee (11.23)	8	0-0	---	0-0	---	0-0	---	0-3-3	0	0	0	1	0	0
STANFORD (12.1)	5	0-1	.000	0-0	---	0-0	---	1-0-1	0	0	0	0	0	0
WOFFORD (12.4)	6	0-0	---	0-0	---	0-0	---	1-1-2	0	0	1	0	0	0
NEW MEXICO STATE (12.8)	18	3-6	.500	0-1	.000	1-2	.500	2-4-6	3	1	1	1	0	7
VILLANOVA (12.15)														
SOUTH DAKOTA (12.18)														
at Arizona State (12.22)														
EASTERN MICHIGAN (12.29)														
OKLAHOMA (1.2)														
at Iowa State (1.5)														
TCU (1.9)														
at Baylor (1.12)														
TEXAS (1.14)														
at West Virginia (1.19)														
IOWA STATE (1.12)														
at Kentucky (1.26)														
at Texas (1.29)														
TEXAS TECH (2.2)														
at Kansas State (2.5)														
OKLAHOMA STATE (2.9)														
at TCU (2.11)														
WEST VIRGINIA (2.16)														
at Texas Tech (2.23)														
KANSAS STATE (2.25)														
at Oklahoma State (3.2)														
at Oklahoma (3.5)														
BAYLOR (3.9)														
<b>TOTAL</b>	<b>64</b>	<b>6-11</b>	<b>.545</b>	<b>0-2</b>	<b>.000</b>	<b>3-5</b>	<b>.600</b>	<b>6-10-16</b>	<b>8</b>	<b>3</b>	<b>3</b>	<b>5</b>	<b>0</b>	<b>15</b>

^ Starter

## CAREER YEAR-BY-YEAR STATISTICS

SEASON	GP	GS	MIN	AVG	FG	FGA	PCT	3FG	3FGA	PCT	FT	FTA	PCT	OFF	DEF	TOT	AVG	PF	FO	AST	TO	BLK	STL	PTS	AVG
2016-17	26	0	102	3.9	10	18	.556	2	3	.667	2	12	.167	9	16	25	1.0	17	0	1	7	11	2	24	0.9
2017-18	38	7	531	14.0	60	105	.571	6	17	.353	18	25	.720	48	68	116	3.1	83	3	10	29	54	10	144	3.8
2018-19	8	0	64	8.0	6	11	.545	0	2	.000	3	5	.600	6	10	16	2.0	8	0	3	3	5	0	15	1.9
<b>TOTAL</b>	<b>72</b>	<b>7</b>	<b>697</b>	<b>9.7</b>	<b>76</b>	<b>134</b>	<b>.567</b>	<b>8</b>	<b>22</b>	<b>.364</b>	<b>23</b>	<b>42</b>	<b>.548</b>	<b>63</b>	<b>94</b>	<b>157</b>	<b>2.2</b>	<b>108</b>	<b>3</b>	<b>14</b>	<b>39</b>	<b>70</b>	<b>12</b>	<b>183</b>	<b>2.5</b>



# GAME-BY-GAME COMPARISONS

Opponent	1st	2nd	Score	Mar	Total FG	FG Pct	3-Pointers	3FG Pct	Free Throws	FT Pct	Rebounds	Mar	Assist	TOver	Block	Steal	Fouls
vs. Michigan State (11/6)	50/36	42/51	92-87	+5	31-69/26-59	.449/.441	10-23/12-23	.435/.522	20-33/23-35	.606/.657	42/40	+2	21/19	11/18	7/7	10/5	28/25
VERMONT (11/12)	40/36	44/32	84-68	+16	33-63/23-56	.524/.411	12-19/9-26	.632/.346	6-10/13-17	.600/.765	38/28	+10	19/11	13/12	2/2	7/3	18/13
LOUISIANA (11/16)	44/41	45/35	89-76	+13	32-65/27-63	.492/.429	8-22/12-36	.364/.333	17-26/10-12	.654/.833	45/32	+13	20/16	16/15	5/0	6/10	14/20
vs. Marquette (11/21)	38/47	39/21	77-68	+9	28-58/25-60	.483/.417	5-10/14-31	.500/.452	16-24/4-5	.667/.800	38/31	+7	10/17	8/13	5/7	6/2	15/22
vs. Tennessee (11/23)	31/33	38/36	87-81	+6	30-60/31-75	.500/.413	5-17/7-27	.294/.259	22-34/12-17	.647/.706	43/40	+3	13/19	16/14	2/4	6/5	18/25
STANFORD (12/1)	29/35	46/40	90-84	+6	32-64/28-63	.500/.444	7-16/12-34	.438/.353	19-27/16-19	.704/.842	37/36	+1	12/13	11/18	0/6	10/3	20/22
WOFFORD (12/4)	29/26	43/21	72-47	+25	31-63/17-65	.492/.262	3-23/5-26	.130/.192	7-10/8-10	.700/.800	36/45	(9)	11/5	7/18	5/3	9/1	11/14
NEW MEXICO ST. (12/8)	26/28	37/32	63-60	+3	25-58/25-55	.431/.455	7-21/7-26	.333/.269	6-12/3-10	.500/.300	36/37	(1)	15/20	13/16	4/4	7/6	15/15
VILLANOVA (12/15)																	
SOUTH DAKOTA (12/18)																	
at Arizona State (12/22)																	
Eastern Michigan (12/29)																	
OKLAHOMA (1/2)																	
at Iowa State (1/5)																	
TCU (1/9)																	
at Baylor (1/12)																	
TEXAS (1/14)																	
at West Virginia (1/19)																	
IOWA STATE (1/21)																	
at Kentucky (1/26)																	
at Texas (1/29)																	
TEXAS TECH (2/2)																	
at Kansas State (2/5)																	
OKLAHOMA STATE (2/9)																	
at TCU (2/11)																	
WEST VIRGINIA (2/16)																	
at Texas Tech (2/23)																	
KANSAS STATE (2/25)																	
at Oklahoma State (3/2)																	
at Oklahoma (3/5)																	
BAYLOR (3/9)																	

Note: Game totals are displayed in the format KANSAS/OPPONENT for each category

# SPECIALTY SCORING STATS

Opponent	PAINT			OFF TURNOVERS			2ND CHANCE			FAST BREAK			BENCH		
	KU	OPP	MARGIN	KU	OPP	MARGIN	KU	OPP	MARGIN	KU	OPP	MARGIN	KU	OPP	MARGIN
vs. Michigan State (11/6)	40	24	+16	20	11	+9	12	11	+1	24	26	-2	16	18	(2)
VERMONT (11/12)	32	16	+16	18	9	+9	16	5	+11	11	5	+6	12	11	+1
LOUISIANA (11/16)	44	24	+20	17	23	(6)	20	4	+16	7	23	-16	10	7	-3
vs. Marquette (11/21)	40	16	+24	15	5	+10	11	6	+5	8	0	+8	16	10	+6
vs. Tennessee (11/23)	48	40	+8	14	16	(2)	11	9	+2	12	0	+12	17	12	+5
STANFORD (12/1)	46	32	+14	22	9	+13	20	9	+11	5	2	+3	9	14	(5)
WOFFORD (12/4)	46	16	+30	25	5	+20	7	12	(5)	17	3	+14	15	14	+1
NEW MEXICO ST. (12/8)	32	36	(4)	29	16	+13	14	12	+2	6	5	+1	15	19	(4)
VILLANOVA (12/15)															
SOUTH DAKOTA (12/18)															
at Arizona State (12/22)															
Eastern Michigan (12/29)															
OKLAHOMA (1/2)															
at Iowa State (1/5)															
TCU (1/9)															
at Baylor (1/12)															
TEXAS (1/14)															
at West Virginia (1/19)															
IOWA STATE (1/21)															
at Kentucky (1/26)															
at Texas (1/29)															
TEXAS TECH (2/2)															
at Kansas State (2/5)															
OKLAHOMA STATE (2/9)															
at TCU (2/11)															
WEST VIRGINIA (2/16)															
at Texas Tech (2/23)															
KANSAS STATE (2/25)															
at Oklahoma State (3/2)															
at Oklahoma (3/5)															
BAYLOR (3/9)															
<b>AVG/GM</b>	<b>41.0</b>	<b>25.5</b>	<b>+15.5</b>	<b>20.0</b>	<b>11.8</b>	<b>+8.3</b>	<b>13.9</b>	<b>8.5</b>	<b>+5.4</b>	<b>11.3</b>	<b>8.0</b>	<b>+3.3</b>	<b>13.8</b>	<b>13.1</b>	<b>-0.1</b>

# INDIVIDUAL LEADERS GAME-BY-GAME

OPPONENT	SCORE	W/L	POINTS	REBOUNDS	ASSISTS	STEALS	BLOCKS
vs. Michigan State (11/6)	92-87	W	21-Quentin Grimes	14-Dedric Lawson	6-Dedric Lawson	3-Lagerald Vick Devon Dotson	4-Udoka Azubuike
VERMONT (11/12)	84-68	W	32-Lagerald Vick	11-Udoka Azubuike	10-Quentin Grimes	2-Devon Dotson Marcus Garrett	1-Mitch Lightfoot Udoka Azubuike
LOUISIANA (11/16)	89-76	W	33-Lagerald Vick	9-Lagerald Vick	5-Marcus Garrett	2-Lagerald Vick	4-Udoka Azubuike
vs. Marquette (11/21)	77-68	W	26-Dedric Lawson	12-Dedric Lawson	4-Devon Dotson	3-Devon Dotson	2-Marcus Garrett Dedric Lawson
vs. Tennessee (11/23)	87-81	WOT	24-Dedric Lawson	13-Dedric Lawson	5-Dedric Lawson	2-K.J. Lawson	1-Mitch Lightfoot Udoka Azubuike
STANFORD (12/1)	90-84	WOT	27-Lagerald Vick	15-Dedric Lawson	4-Devon Dotson	4-Marcus Garrett	-
WOFFORD (12/4)	72-47	W	20-Dedric Lawson	8-Dedric Lawson	3-Three Tied	3-Devon Dotson	3-Dedric Lawson
NEW MEXICO STATE (12/8)	63-60	W	20-Dedric Lawson	10-Dedric Lawson	5-Lagerald Vick	3-Charlie Moore	1-Four Tied
VILLANOVA (12/15)							
SOUTH DAKOTA (12/18)							
at Arizona State (12/22)							
EASTERN MICHIGAN (12/29)							
OKLAHOMA (1/2)							
at Iowa State (1/5)							
TCU (1/9)							
at Baylor (1/12)							
TEXAS (1/14)							
at West Virginia (1/19)							
IOWA STATE (1/21)							
at Kentucky (1/26)							
at Texas (1/29)							
TEXAS TECH (2/2)							
at Kansas State (2/5)							
OKLAHOMA STATE (2/9)							
at TCU (2/11)							
WEST VIRGINIA (2/16)							
at Texas Tech (2/23)							
KANSAS STATE (2/25)							
at Oklahoma State (3/2)							
at Oklahoma (3/5)							
BAYLOR (3/9)							

## INDIVIDUAL SUPERLATIVES

CATEGORY	KANSAS	OPPONENT
Points Scored	33 by Lagerald Vick vs. Louisiana (11-16-18)	24 by Anthony Lamb of Vermont (11-12-18)
Total Field Goals	12 by Lagerald Vick vs. Vermont (11-12-18)	9 by Admiral Schofield of Tennessee (11-23-18)
Total FGs Attempted	18 by Lagerald Vick vs. Louisiana (11-16-18) 18 by Dedic Lawson vs. Michigan State (11-6-18)	23 by Markus Howard of Marquette (11-21-18)
Highest FG% (5 made)	85.7 (12-14) by Lagerald Vick vs. Vermont (11-12-18)	70.0 (7-10) by Ivan Aurrecochea of New Mexico State (12-8-18)
Highest FG% (10 made)	85.7 (12-14) by Lagerald Vick vs. Vermont (11-12-18)	-
3-Point Field Goals	8 by Lagerald Vick vs. Vermont (11-12-18)	6 by Sam Hauser of Marquette (11-21-18)
3-Pt. FGs Attempted	12 by Lagerald Vick vs. Louisiana (11-16-18)	13 by Sam Hauser of Marquette (11-21-18)
3-Point FG% (min. 3 made)	100.0 (8-8) by Lagerald Vick vs. Vermont (11-12-18)	71.4 (5-7) by Isaac White of Stanford (12-1-18)
Free Throws	10 by Dedic Lawson vs. Stanford (12-1-18) 10 by Dedic Lawson vs. Michigan State (11-6-18)	6 by Anthony Lamb of Vermont (11-12-18)
Free Throws Attempted	12 by Dedic Lawson vs. Michigan State (11-6-18)	10 by Nick Ward of Michigan State (11-6-18)
Free Throw % (min. 5 made)	90.9 (10-11) by Dedic Lawson vs. Stanford (12-1-18)	100.0 (5-5) by Fletcher Magee of Wofford (12-4-18) 100.0 (5-5) by Daejon Davis of Stanford (12-1-18) 100.0 (6-6) by Anthony Lamb of Vermont (11-12-18)
Offensive Rebounds	5 by Dedic Lawson vs. New Mexico State (12-8-18) 5 by Dedic Lawson vs. Tennessee (11-23-18)	8 by Cameron Jackson of Wofford (12-4-18)
Defensive Rebounds	11 by Dedic Lawson vs. Stanford (12-1-18)	10 by Kenny Goins of Michigan State (11-6-18)
Total Rebounds	15 by Dedic Lawson vs. Stanford (12-1-18)	11 by Kenny Goins of Michigan State (11-6-18)
Assists	10 by Quentin Grimes vs. Vermont (11-12-18)	11 by Cassius Winston of Michigan State (11-6-18)
Turnovers	5 by Dedic Lawson vs. Louisiana (11-16-18)	6 by Cameron Jackson of Wofford (12-4-18)
Blocked Shots	4 by Udoka Azubuike vs. Louisiana (11-16-18) 4 by Udoka Azubuike vs. Michigan State (11-6-18)	5 by Theo John of Marquette (11-21-18)
Steals	4 by Marcus Garrett vs. Stanford (12-1-18)	4 by Marcus Stroman of Louisiana (11-16-18)
Minutes Played (including OT)	43, 3x, last by Lagerald Vick & Devon Dotson vs. Stanford (12-1-18)	44 by Daejon Davis of Stanford (12-1-18)

## TEAM SUPERLATIVES

KANSAS HIGH	KANSAS LOW	CATEGORY	OPPONENT HIGH	OPPONENT LOW
92 vs. Michigan State (11-6-18)	63 vs. New Mexico State (12-8-18)	<b>Points</b>	87 by Michigan State (11-6-18)	47 by Wofford (12-4-18)
50 (1st) vs. Michigan State (11-6-18)	26 (1st) vs. New Mexico State (12-8-18)	<b>Points/Half</b>	51 (2nd) by Michigan State (11-6-18)	21 (2nd) by Wofford (12-4-18) 21 (2nd) by Marquette (11-21-18)
18 vs. Tennessee (11-23-18)	15 vs. Stanford (12-1-18)	<b>Points/OT</b>	12 by Tennessee (11-23-18)	9 by Stanford (12-1-18)
33 vs. Vermont (11-12-18)	25 vs. New Mexico State (12-8-18)	<b>Field Goals</b>	31 by Tennessee (11-23-18)	17 by Wofford (12-4-18)
69 vs. Michigan State (11-6-18)	58 vs. New Mexico State (12-8-18) 58 vs. Marquette (11-21-18)	<b>Field Goal Attempts</b>	75 by Tennessee (11-23-18)	55 by New Mexico State (12-8-18)
52.4 (33-63) vs. Vermont (11-12-18)	43.1 (25-58) vs. New Mexico State (12-8-18)	<b>Field Goal Percentage</b>	45.5 (25-55) by New Mexico State (12-8-18)	26.2 (17-65) by Wofford (12-4-18)
12 vs. Vermont (11-12-18)	3 vs. Wofford (12-4-18)	<b>3-Point Field Goals</b>	14 by Marquette (11-21-18)	5 by Wofford (12-4-18)
23 vs. Wofford (12-4-18) 23 vs. Michigan State (11-6-18)	10 vs. Marquette (11-21-18)	<b>3-Point Field Goal Attempts</b>	36 by Louisiana (11-16-18)	23 by Michigan State (11-6-18)
63.2 (12-19) vs. Vermont (11-12-18)	13.0 (3-23) vs. Wofford (12-4-18)	<b>3-Point Field Goal Percentage</b>	52.2 (12-23) by Michigan State (11-6-18)	19.2 (5-26) by Wofford (12-4-18)
22 vs. Tennessee (11-23-18)	6 vs. New Mexico State (12-8-18) 6 vs. Vermont (11-12-18)	<b>Free Throws Made</b>	23 by Michigan State (11-6-18)	3 by New Mexico State (12-8-18)
34 vs. Tennessee (11-23-18)	10 vs. Wofford (12-4-18) 10 vs. Vermont (11-12-18)	<b>Free Throw Attempts</b>	35 by Michigan State (11-6-18)	5 by Marquette (11-21-18)
70.4 (19-27) vs. Stanford (12-1-18)	50.0 (6-12) vs. New Mexico State (12-8-18)	<b>Free Throw Percentage</b>	84.2 (16-19) by Stanford (12-1-18)	30.0 (3-10) by New Mexico State (12-8-18)
16 vs. Louisiana (11-16-18)	6 vs. Wofford (12-4-18)	<b>Offensive Rebounds</b>	19 by Wofford (12-4-18)	5 by Vermont (11-12-18)
32 vs. Tennessee (11-23-18)	23 vs. New Mexico State (12-8-18)	<b>Defensive Rebounds</b>	33 by Michigan State (11-6-18)	23 by Vermont (11-12-18)
45 vs. Louisiana (11-16-18)	36 vs. New Mexico State (12-8-18) 36 vs. Wofford (12-4-18)	<b>Rebounds</b>	45 by Wofford (12-4-18)	28 by Vermont (11-12-18)
28 vs. Michigan State (11-6-18)	11 vs. Wofford (12-4-18)	<b>Fouls</b>	25 by Tennessee (11-23-18) 25 by Michigan State (11-6-18)	13 by Vermont (11-12-18)
1, 2x, last vs. Stanford (12-1-18)	0, 6x, last vs. New Mexico State (12-8-18)	<b>DQs</b>	1, 4x, last by Stanford (12-1-18)	0, 4x last by New Mexico State (12-8-18)
21 vs. Michigan State (11-6-18)	10 vs. Marquette (11-21-18)	<b>Assists</b>	20 by New Mexico State (12-8-18)	5 by Wofford (12-4-18)
16 vs. Tennessee (11-23-18) 16 vs. Louisiana (11-16-18)	7 vs. Wofford (12-4-18)	<b>Turnovers</b>	18, 3x last by Wofford (12-4-18)	12 by Vermont (11-12-18)
7 vs. Michigan State (11-6-18)	0 vs. Stanford (12-1-18)	<b>Blocked Shots</b>	7 by Marquette (11-21-18) 7 by Michigan State (11-6-18)	0 by Louisiana (11-16-18)
10 vs. Stanford (12-1-18) 10 vs. Michigan State (11-6-18)	6, 3x, last vs. Tennessee (11-23-18)	<b>Steals</b>	10 by Louisiana (11-16-18)	1 by Wofford (12-4-18)

# LEAD/DEFICIT BREAKDOWN GAME-BY-GAME

Opponent	FIRST HALF SCORE			SECOND HALF SCORE			FINAL SCORE			LARGEST		TIMES TIED	LEAD CHANGES	TIME LED	
	KU	OPP	MARGIN	KU	OPP	MARGIN	KU	OPP	MARGIN	LEAD	DEFICIT			MIN.	%
vs. Michigan State (11/6)	50	36	+14	42	51	(9)	92	87	+5	17	2	2	5	37:49	94.5%
VERMONT (11/12)	40	36	+4	44	32	+12	84	68	+16	18	8	1	6	23:58	59.9%
LOUISIANA (11/16)	44	41	+3	45	35	+10	89	76	+13	15	12	5	4	27:53	69.7%
vs. Marquette (11/21)	38	47	(9)	39	21	+18	77	68	+9	14	12	2	5	21:42	54.3%
vs. Tennessee (11/23)	31	33	(2)	38	36	+2	87	81	+6	7	9	7	12	22:37	50.3%
STANFORD (12/1)	29	35	(6)	46	40	+6	90	84	+6	8	12	10	15	15:58	35.5%
WOFFORD (12/4)	29	26	+3	43	21	+22	72	47	+25	29	3	2	7	32:36	81.5%
NEW MEXICO STATE (12/8)	26	28	(2)	37	32	+5	63	60	+3	10	7	8	4	19:33	48.9%
VILLANOVA (12/15)															
SOUTH DAKOTA (12/18)															
at Arizona State (12/22)															
EASTERN MICHIGAN (12/29)															
OKLAHOMA (1/2)															
at Iowa State (1/5)															
TCU (1/9)															
at Baylor (1/12)															
TEXAS (1/14)															
at West Virginia (1/19)															
IOWA STATE (1/21)															
at Kentucky (1/26)															
at Texas (1/29)															
TEXAS TECH (2/2)															
at Kansas State (2/5)															
OKLAHOMA STATE (2/9)															
at TCU (2/11)															
WEST VIRGINIA (2/16)															
at Texas Tech (2/23)															
KANSAS STATE (2/25)															
at Oklahoma State (3/2)															
at Oklahoma (3/5)															
BAYLOR (3/9)															
<b>AVG/GM</b>	<b>35.9</b>	<b>35.3</b>	<b>+0.6</b>	<b>41.8</b>	<b>33.5</b>	<b>+8.3</b>	<b>81.8</b>	<b>71.4</b>	<b>+10.4</b>	<b>14.8</b>	<b>8.1</b>	<b>4.6</b>	<b>7.3</b>	<b>24:57</b>	<b>61.2%</b>

## KANSAS' RECORD WHEN...

	2018-19	Bill Self era
Leading At Half	4-0	372-28
Trailing At Half	4-0	68-65
Tied At Half	0-0	15-3
Leading With 5:00 Remaining in Regulation	6-0	417-15
Trailing With 5:00 Remaining in Regulation	1-0	33-78
Tied With 5:00 Remaining in Regulation	1-0	5-3
In Overtime	2-0	22-9
Kansas Outrebounds Opponent	6-0	340-39
Kansas Is Outrebounded	2-0	96-50
Kansas Is Tied in Rebounds	0-0	19-7
Kansas Commits More Turnovers	3-0	177-63
Opponent Commits More Turnovers	5-0	246-29
Kansas Is Tied in Turnovers	0-0	33-4
Kansas Has More Free Throw Attempts	5-0	296-29
Opponent Has More Free Throw Attempts	2-0	140-65
Kansas is Tied in Free Throw Attempts	1-0	19-2
Kansas Shoots 50% or Better	3-0	241-9
Kansas Shoots Less Than 50%	5-0	214-87
Opponent Shoots 50% or Better	0-0	7-23
Opponent Shoots Less Than 50%	8-0	448-73
Kansas Shoots Better Than Opponent	7-0	424-34
Opponent Shoots Better Than Kansas	1-0	31-60
Kansas and Opponent Tied in FG%	0-0	0-2
Kansas Bench Outscores Opponent Bench	5-0	290-35
Opponent Bench Outscores Kansas Bench	3-0	157-58
Kansas is Tied in Bench Points	0-0	8-3
Kansas Scores Between 0-59	0-0	9-16
Kansas Scores Between 60-69	1-0	67-49
Kansas Scores Between 70-79	2-0	140-18
Kansas Scores Between 80-89	3-0	150-12
Kansas Scores Between 90-99	2-0	64-1
Kansas Scores 100 or More	0-0	25-0
Opponent Scores Between 0-59	1-0	163-1
Opponent Scores Between 60-69	3-0	174-28
Opponent Scores Between 70-79	1-0	85-32
Opponent Scores Between 80-89	3-0	30-29
Opponent Scores 90 or More	0-0	3-6
On Mondays	1-0	65-16
On Tuesdays	2-0	53-14
On Wednesdays	1-0	63-6
On Thursdays	0-0	29-4
On Fridays	2-0	55-8
On Saturdays	2-0	158-38
On Sundays	0-0	32-10
In November	5-0	76-11
In December	3-0	86-13
In January	0-0	110-19
In February	0-0	94-25
In March	0-0	87-27
In April	0-0	2-1
On CBS	0-0	53-20
On CBS Sports Network	0-0	2-0
On ESPN	2-0	127-43
On ESPN2	4-0	82-12
On ESPNU	0-0	37-5
On Jayhawk TV	2-0	87-3
On Big 12 Network TV	0-0	41-6
On AXS	0-0	1-0
On TBS/TNT/TruTV	0-0	12-3
On NBCSports Network	0-0	1-1
On FSI	0-0	2-0
On Fox Sports Net	0-0	4-1
On ABC	0-0	6-2

### MISCELLANEOUS STREAKS

Kansas' All-Time Record	2,256-849
Consecutive games with a 3-point field goal	124
Consecutive games opponent under 100 points	81
Number of 100-point games in Kansas history	116
Number of 100-point games in Bill Self era	25
KU's All-Time Overtime Record	69-57
KU's last OT game	12/1/2018 (Kansas 90, Stanford 84 [OT])
Consecutive Allen Fieldhouse Sellouts	278

ATTENDANCE	G	TOTAL	AVERAGE
Home (Allen Fieldhouse)	4	65,200	16,300
Home (Sprint Center)	1	15,210	15,210
Away	0	0	0
Neutral	3	29,379	9,793
<b>Total</b>	<b>8</b>	<b>109,789</b>	<b>13,724</b>

## MISCELLANEOUS STATS

### STARTING LINEUPS (1)

(W-L)	1	2	3	4	5
6-0	D. Lawson	Grimes	Dotson	Vick	Azubuike
1-0	D. Lawson	Grimes	Dotson	Garrett	Azubuike
1-0	D. Lawson	Grimes	Dotson	Garrett	Moore

### WIN/LOSS MARGIN

	1	2	3	4	5	6	7	8	9	10	11-15	16-29	30+
Wins	-	-	1	-	1	2	-	-	1	-	1	2	-
Losses	-	-	-	-	-	-	-	-	-	-	-	-	-

### VIOLATIONS/TECHNICAL FOULS

	3-Seconds	5-Seconds	10-Seconds	Shot Clock Exp.	Lane Viol.	Technical	Goaltending
Kansas	-	-	-	-	2	-	-
Opponent	-	1	-	2	-	-	2

### LEADS AND DEFICITS

KU's Biggest Halftime Lead	14 (50-36) vs. Michigan State (11-6-18)
KU's Biggest Halftime Lead Blown	3 (29-26) vs. Wofford (12-4-18)
KU's Biggest Halftime Deficit	9 (38-47) vs. Marquette (11-21-18)
KU's Biggest Halftime Deficit Erased	9 (38-47) vs. Marquette (11-21-18)
KU's Biggest Overall Lead	29 (70-41) vs. Wofford (12-4-18)
KU's Biggest Win Total	25 (72-47) vs. Wofford (12-4-18)
KU's Biggest Loss Total	-
KU's Biggest Lead Blown	10 (12-2) vs. New Mexico State (12-8-18), KU won 63-60
KU's Biggest Overall Deficit	12 (43-31) vs. Stanford (12-1-18)
	12 (30-42) vs. Marquette (11-21-18)
	12 (20-32) vs. Louisiana (11-16-18)
KU's Biggest Deficit Overcome	12 (43-31) vs. Stanford (12-1-18)
	12 (30-42) vs. Marquette (11-21-18)
	12 (20-32) vs. Louisiana (11-16-18)

### JUMP BALLS CONTROLLED (INCLUDES OT)

Kansas	5
Opponents	5

### HOW KU SCORED FIRST POINTS

3-Pointer	5
Lay-Up	1
Jump Shot	2
Alley-Oop	-
Free Throw	-
Dunk	-
Follow	-

### BENCH POINTS

Kansas	110 (13.8)
Opponents	105 (13.1)

### WHO SCORED KU'S FIRST POINTS

Lagerald Vick	4
Udoka Azubuike	1
Devon Dotson	1
Quentin Grimes	1
Charlie Moore	1

### 20-PLUS POINT GAMES

Dedric Lawson	6
Lagerald Vick	3
Udoka Azubuike	1
Quentin Grimes	1

### FIRST PLAYER OFF THE BENCH (sometimes multiple players)

Mitch Lightfoot	7
Charlie Moore	3
Marcus Garrett	1
Lagerald Vick	1

### DOUBLE-FIGURE SCORING

Dedric Lawson	7
Devon Dotson	5
Lagerald Vick	5
Udoka Azubuike	4
Quentin Grimes	3
Marcus Garrett	2

### DOUBLE-FIGURE REBOUNDING

Dedric Lawson	5
Udoka Azubuike	1
Quentin Grimes	1

### DOUBLE-DOUBLES

Dedric Lawson	5
Udoka Azubuike	1
Quentin Grimes	1

### INDIVIDUAL MISCELLANEOUS STATISTICS (\*HUSTLE PLAYS)

NO. - PLAYER	*FLOOR BURNS	DUNKS	CHARGES DRAWN	FT-FTA (LAST 5:00/OT)
0 - Garrett	3	3	1	0-1
1 - D. Lawson	9	2	2	16-22
2 - Moore	3	-	1	5-6
5 - Grimes	5	1	-	4-6
11 - Dotson	11	-	3	7-9
12 - Teahan	-	-	-	-
13 - K.J. Lawson	2	-	-	3-4
20 - Louinstra	-	-	-	-
22 - De Sousa	-	-	-	-
24 - Vick	5	5	-	1-2
30 - Agbaji	-	-	-	-
33 - McCormack	1	2	-	-
35 - Azubuike	3	27	-	4-9
44 - Lightfoot	1	2	4	-
<b>TOTALS</b>	<b>43</b>	<b>42</b>	<b>11</b>	<b>40-59 (.678)</b>
<b>OPPONENTS</b>	<b>35</b>	<b>19</b>	<b>12</b>	<b>25-32 (.781)</b>



BOX SCORES

5 #2/2 KANSAS 87, #5/5 TENNESSEE 81 (OT)
Nov. 23, 2018 | Brooklyn, N.Y. | Barclays Center



Tennessee 81 • 4-1

Box score table for Tennessee vs Kansas, including columns for Player, FG-FGA, 3-Ptr, FT-FTA, Rebounds, PF, TP, A TO Blk Stl, and Min.

FG % 1st Half: 13-33 39.4% 2nd half: 13-31 41.9% OT: 5-11 45.5% Game: 31-75 41.3% Deadball Rebounds 2
3FG % 1st Half: 3-13 23.1% 2nd half: 3-10 30.0% OT: 1-4 25.0% Game: 7-27 25.9%
FT % 1st Half: 4-6 66.7% 2nd half: 7-8 87.5% OT: 1-3 33.3% Game: 12-17 70.6%

Kansas 87 • 5-0

Box score table for Kansas vs Tennessee, including columns for Player, FG-FGA, 3-Ptr, FT-FTA, Rebounds, PF, TP, A TO Blk Stl, and Min.

FG % 1st Half: 13-29 48.1% 2nd half: 13-25 52.0% OT: 4-8 50.0% Game: 30-60 50.0% Deadball Rebounds 4,2
3FG % 1st Half: 2-9 22.2% 2nd half: 3-7 42.9% OT: 0-1 0.0% Game: 5-17 29.4%
FT % 1st Half: 3-8 37.5% 2nd half: 9-13 69.2% OT: 10-13 76.9% Game: 22-34 64.7%

Officials: Joe Lindsay, Gerry Pollard, Wally Rutecki
Technical fouls: Tennessee-None. Kansas-None.

Attendance: 5491
2018 NIT Season Tip-Off Tournament - Championship
All-Tournament Team: Jordan Nwora, Louisville; Sam Hauser, Marquette; Jordan Bone, Tennessee; Lagerald Vick, Kansas
Most Valuable Player: Dedrick Lawson, Kansas

Score by periods table with columns for 1st, 2nd, OT, and Total.

Points in paint table with columns for In Paint, Off T/O, 2nd Chance, Fast Break, and Bench.

Last FG - UT 00:30, KU OT-01:23.
Largest lead - UT by 9 2nd-16:05, KU by 7 OT-01:23.
UT led for 17:17. KU led for 22:37. Game was tied for 05:06.

Score tied - 7 times.
Lead changed - 12 times.

6 #2/2 KANSAS 90, STANFORD 84 (OT)
Dec. 1, 2018 | Lawrence, Kan. | Allen Fieldhouse



Stanford 84 • 4-4

Box score table for Stanford vs Kansas, including columns for Player, FG-FGA, 3-Ptr, FT-FTA, Rebounds, PF, TP, A TO Blk Stl, and Min.

FG % 1st Half: 11-27 40.7% 2nd half: 14-30 46.7% OT: 3-6 50.0% Game: 28-63 44.4% Deadball Rebounds 2
3FG % 1st Half: 5-15 33.3% 2nd half: 6-15 40.0% OT: 1-4 25.0% Game: 12-34 35.3%
FT % 1st Half: 8-10 80.0% 2nd half: 6-7 85.7% OT: 2-2 100.0% Game: 16-19 84.2%

Kansas 90 • 6-0

Box score table for Kansas vs Stanford, including columns for Player, FG-FGA, 3-Ptr, FT-FTA, Rebounds, PF, TP, A TO Blk Stl, and Min.

FG % 1st Half: 12-30 40.0% 2nd half: 16-29 55.2% OT: 4-5 80.0% Game: 32-64 50.0% Deadball Rebounds 3
3FG % 1st Half: 0-6 0.0% 2nd half: 5-8 62.5% OT: 2-2 100.0% Game: 7-16 43.8%
FT % 1st Half: 5-8 62.5% 2nd half: 9-13 69.2% OT: 5-6 83.3% Game: 19-27 70.4%

Officials: John Higgins, Kipp Kissinger, Michael Greenstein
Technical fouls: Stanford-None. Kansas-None.
Attendance: 16300

Score by periods table with columns for 1st, 2nd, OT, and Total.

Points in paint table with columns for In Paint, Off T/O, 2nd Chance, Fast Break, and Bench.

Last FG - STANFORD OT-00:14, KU OT-01:56.
Largest lead - STANFORD by 12 2nd-17:39, KU by 8 OT-02:22.
STANFORD led for 23:51. KU led for 15:58. Game was tied for 04:46.

Score tied - 10 times.
Lead changed - 15 times.

7 #2/2 KANSAS 72, WOFFORD 47
Dec. 4, 2018 | Lawrence, Kan. | Allen Fieldhouse



Wofford 47 • 6-3

Box score table for Wofford vs Kansas, including columns for Player, FG-FGA, 3-Ptr, FT-FTA, Rebounds, PF, TP, A TO Blk Stl, and Min.

FG % 1st Half: 10-29 34.5% 2nd half: 7-36 19.4% Game: 17-65 26.2% Deadball Rebounds 1
3FG % 1st Half: 2-9 22.2% 2nd half: 3-17 17.6% Game: 5-26 19.2%
FT % 1st Half: 4-5 80.0% 2nd half: 4-5 80.0% Game: 8-10 80.0%

Kansas 72 • 7-0

Box score table for Kansas vs Wofford, including columns for Player, FG-FGA, 3-Ptr, FT-FTA, Rebounds, PF, TP, A TO Blk Stl, and Min.

FG % 1st Half: 13-29 44.8% 2nd half: 18-34 52.9% Game: 31-63 49.2% Deadball Rebounds 3
3FG % 1st Half: 1-10 10.0% 2nd half: 2-13 15.4% Game: 3-23 13.0%
FT % 1st Half: 2-3 66.7% 2nd half: 5-7 71.4% Game: 7-10 70.0%

Officials: Keith Kimble, Jeb Hartness, John Gaffney
Technical fouls: Wofford-None. Kansas-None.
Attendance: 16300

Score by periods table with columns for 1st, 2nd, and Total.

Points in paint table with columns for In Paint, Off T/O, 2nd Chance, Fast Break, and Bench.

Last FG - WOF 2nd-01:56, KU 2nd-01:05.
Largest lead - WOF by 3 1st-19:08, KU by 29 2nd-03:07.
WOF led for 04:59. KU led for 32:36. Game was tied for 02:25.

Score tied - 2 times.
Lead changed - 7 times.

8 #2/2 KANSAS 63, NEW MEXICO STATE 60
Dec. 8, 2018 | Kansas City, Mo. | Sprint Center



NMSU 60 • 7-2

Box score table for NMSU vs Kansas, including columns for Player, FG-FGA, 3-Ptr, FT-FTA, Rebounds, PF, TP, A TO Blk Stl, and Min.

FG % 1st Half: 12-28 42.9% 2nd half: 13-27 48.1% Game: 25-55 45.5% Deadball Rebounds 2
3FG % 1st Half: 3-12 25.0% 2nd half: 4-14 28.6% Game: 7-26 26.9%
FT % 1st Half: 1-2 50.0% 2nd half: 2-8 25.0% Game: 3-10 30.0%

Kansas 63 • 8-0

Box score table for Kansas vs NMSU, including columns for Player, FG-FGA, 3-Ptr, FT-FTA, Rebounds, PF, TP, A TO Blk Stl, and Min.

FG % 1st Half: 11-32 34.4% 2nd half: 14-26 53.8% Game: 25-58 43.1% Deadball Rebounds 1
3FG % 1st Half: 4-13 30.8% 2nd half: 3-8 37.5% Game: 7-21 33.3%
FT % 1st Half: 0-1 0.0% 2nd half: 6-11 54.5% Game: 6-12 50.0%

Officials: Joe DeRosa, Darron George, Chance Moore
Technical fouls: NMSU-None. Kansas-None.
Attendance: 15210
2018 Jayhawk Shootout

Score by periods table with columns for 1st, 2nd, and Total.

Points in paint table with columns for In Paint, Off T/O, 2nd Chance, Fast Break, and Bench.

Last FG - NMSU 2nd-02:19, KU 2nd-03:23.
Largest lead - NMSU by 7 2nd-15:32, KU by 10 1st-16:05.
NMSU led for 13:37. KU led for 19:33. Game was tied for 06:43.

Score tied - 8 times.
Lead changed - 4 times.





# THE LAST TIME...

<b>A TEAM SCORED 100+ POINTS IN A GAME</b>		
KU	104 (W, 104-74)	vs. Oklahoma, 2-19-18
Opp.	103 (L, 99-103)	by Indiana, 11-11-16
<b>A TEAM SCORED 50 OR FEWER POINTS IN A GAME</b>		
KU	40 (L, 40-72)	vs. Kentucky, 11-18-14
Opp.	47 (W, 72-47)	by Wofford, 12-4-18
<b>A TEAM SCORED 90+ POINTS IN ALLEN FIELDHOUSE</b>		
KU	90 (W, 90-84 [ot])	vs. Stanford, 12-1-18
Opp.	95 (L, 85-95)	by Arizona State, 12-10-17
<b>A TEAM SCORED 60 OR FEWER POINTS IN ALLEN FIELDHOUSE</b>		
KU	57 (L, 57-61)	vs. San Diego State, 1-5-14
Opp.	47 (W, 72-47)	by Wofford, 12-4-18
<b>A TEAM SCORED 90 POINTS IN A LOSS</b>		
KU	99 (99-103 OT)	vs. Indiana, 11-11-16
Opp.	106 (L, 106-109 3OT)	by Oklahoma, 1-4-16
<b>A TEAM SCORED 60 OR FEWER POINTS IN A VICTORY</b>		
KU	56 (W, 56-55)	at Baylor, 1-7-15
Opp.	60 (L, 57-60)	by Stanford, 3-23-14
<b>A TEAM HAD 5+ PLAYERS SCORE IN DOUBLE FIGURES</b>		
KU	Newman (20), Graham (18), Mykhailiuk (16), De Sousa (16), Vick (10)	vs. West Virginia, 3-10-18
Opp.	Paschall (24), Brunson (18), DiVincenzo (15), Spellman (15), Booth (10), Bridges (10)	by Villanova, 3-31-18
<b>A TEAM WON A GAME BY 25+ POINTS</b>		
KU	+25 (72-47)	vs. Wofford, 12-4-18
Opp.	+25 (77-52)	by Temple, 12-22-14
<b>A TEAM WON A GAME BY 50+ POINTS</b>		
KU	+51 (123-72)	vs. Chaminade, 11-23-15
Opp.		Never
<b>A TEAM WON AN OVERTIME GAME (SINGLE-OVERTIME)</b>		
KU	90-84	vs. Stanford, 12-1-18
Opp.	92-89	by Iowa State, 2-4-17
<b>A TEAM WON A DOUBLE-OVERTIME GAME</b>		
KU	68-68	at Oklahoma State, 2-20-13
Opp.	80-79	by Texas Tech, 2-14-05
<b>A TEAM WON A TRIPLE-OVERTIME GAME</b>		
KU	109-106	vs. Oklahoma, 1-4-16
Opp.	76-73	by Oklahoma State, 2-4-81
<b>A TEAM SHOT 60% FG IN A GAME</b>		
KU	60.3% (35-58)	vs. Texas, 2-26-18
Opp.	60.4%	by Oklahoma State, 2-27-10
<b>A TEAM SHOT 30% OR WORSE FG IN A GAME</b>		
KU	19.6%	vs. Kentucky, 11-18-14
Opp.	26.2%	by Wofford, 12-4-18
<b>A TEAM MADE 12+ 3-POINT FG IN A GAME</b>		
KU	12	vs. Vermont, 11-12-18
Opp.	12	by Stanford, 12-1-18
<b>A TEAM DID NOT MAKE A 3-POINT FG IN A GAME</b>		
KU	0-8	vs. TCU, 3-12-15
Opp.	0-9	by Stanford, 3-23-14
<b>A TEAM SHOT 60% 3-POINT FG IN A GAME (min. 10)</b>		
KU	63.2 (12-19)	vs. Vermont, 11-12-18
Opp.	69.2% (9-13)	by Colorado, 1-25-11
<b>A TEAM MADE 30+ FREE THROWS IN A GAME</b>		
KU	33	vs. West Virginia, 2-13-17
Opp.	30	by Stanford, 12-3-16
<b>A TEAM MADE 5 OR FEWER FREE THROWS IN A GAME</b>		
KU	4	vs. West Virginia, 3-10-18
Opp.	3	by New Mexico State, 12-8-18

<b>A TEAM ATTEMPTED 40+ FREE THROWS IN A GAME</b>		
KU	44	vs. West Virginia, 2-13-17
Opp.	47	by West Virginia, 1-12-16
<b>A TEAM SHOT 90% OR BETTER FREE THROWS IN A GAME</b>		
KU	90.9 (10-11)	vs. Oklahoma, 2-19-18
Opp.	100.0 (10-10)	by West Virginia, 3-10-18
<b>A TEAM SHOT 40% OR WORSE FREE THROWS IN A GAME</b>		
KU	30.0% (3-10)	vs. Texas, 2-26-18
Opp.	30.0% (3-10)	by New Mexico State, 12-8-18
<b>A TEAM HAD 25+ OFFENSIVE REBOUNDS IN A GAME</b>		
KU	28	vs. Fort Hays State, 12-10-03
Opp.	26	by TCU, 1-28-15
<b>A TEAM HAD 5 OR FEWER OFFENSIVE REBOUNDS IN A GAME</b>		
KU	5	vs. Toledo, 11-28-17
Opp.	5	by Vermont, 11-12-18
<b>A TEAM HAD 30+ DEFENSIVE REBOUNDS IN A GAME</b>		
KU	30	vs. Wofford, 12-4-18
Opp.	33	by Michigan State, 11-6-18
<b>A TEAM HAD 40+ DEFENSIVE REBOUNDS IN A GAME</b>		
KU	43	vs. Oklahoma, 1-4-16
Opp.	41	by Oklahoma, 1-4-16
<b>A TEAM HAD 50+ TOTAL REBOUNDS IN A GAME</b>		
KU	51	vs. Texas Southern, 11-21-17
Opp.	50	by Indiana, 11-11-16
<b>A TEAM HAD 60+ TOTAL REBOUNDS IN A GAME</b>		
KU	60	vs. Oklahoma, 1-4-16
Opp.		Never
<b>A TEAM HAD 25 OR FEWER TOTAL REBOUNDS IN A GAME</b>		
KU	25	vs. Kansas State, 1-13-18
Opp.	25	by Oklahoma, 2-19-18
<b>A TEAM OUT-REBOUNDED ITS OPPONENT BY 15+</b>		
KU	+15 (47-32)	vs. Duke, 3-25-18
Opp.	+15 (44-29)	by Texas Tech, 1-2-18
<b>A TEAM OUT-REBOUNDED ITS OPPONENT BY 20+</b>		
KU	+23 (49-26)	vs. Omaha, 12-18-17
Opp.		Never
<b>A TEAM OUT-REBOUNDED ITS OPPONENT BY 30+</b>		
KU	+30 (61-31)	vs. Alcorn State, 12-2-09
Opp.		Never
<b>3+ PLAYERS WITH 10+ REBOUNDS IN A GAME</b>		
KU	Markieff Morris (13), Marcus Morris (11) & Thomas Robinson (10)	vs. Valparaiso, 11-15-10
Opp.	Eduardo Najera (12), Eric Martin (10) & Ryan Humphrey (10)	of Oklahoma, 2-20-99
<b>2 PLAYERS WITH A DOUBLE-DOUBLE IN SAME GAME</b>		
KU	Udoka Azubuike (23 pts, 11 reb) & Quentin Grimes (10 pts, 10 assists)	vs. Vermont, 11-12-18
Opp.	Cameron Lard (15 pts, 10 reb) & Nick Weiler-Babb (13 pts, 10 reb)	of Iowa State, 1-9-18
<b>3 PLAYERS WITH A DOUBLE-DOUBLE IN SAME GAME</b>		
KU	D. Graham (17p, 11a), L. Vick (19p, 11r) & M. Garrett (13p, 11r)	vs. Texas Southern, 11-21-17
Opp.		Never
<b>A PLAYER WITH A TRIPLE-DOUBLE IN A GAME</b>		
KU	Jeff Withey (16 pts, 12 reb, 12 blk)	vs. San Jose State, 11-26-12
Opp.	Denzel Valentine (29 pts, 12 reb, 12 ast)	of Michigan State, 11-17-15
<b>A TEAM HAD 25+ ASSISTS IN A GAME</b>		
KU	25	vs. Omaha, 12-18-17
Opp.	26	by Oklahoma, 1-10-94
<b>A TEAM HAD 7 OR FEWER ASSISTS IN A GAME</b>		
KU	7	at Oklahoma, 3-7-15
Opp.	5	by Wofford, 12-4-18

# THE LAST TIME...

<b>A TEAM HAD 15+ STEALS IN A GAME</b>			
KU	15	vs. Towson, 11-11-11	
Opp.	22	by West Virginia, 1-16-16	
<b>A TEAM DID NOT HAVE A STEAL IN A GAME</b>			
KU		vs. Syracuse, 3-18-01	
Opp.		Oakland, 11-25-09	
<b>A TEAM HAD 10+ BLOCKED SHOTS IN A GAME</b>			
KU	12	vs. Nebraska, 12-10-16	
Opp.	10	by Kentucky, 11-14-17	
<b>A TEAM DID NOT BLOCK A SHOT IN A GAME</b>			
KU		vs. Stanford, 12-1-18	
Opp.		by Louisiana, 11-16-18	
<b>A TEAM COMMITTED 30+ FOULS IN A GAME</b>			
KU	32	vs. Indiana, 11-11-16	
Opp.	31	by West Virginia, 2-13-17	
<b>A TEAM COMMITTED 10 OR FEWER FOULS IN A GAME</b>			
KU	10	vs. West Virginia, 3-10-18	
Opp.	10	by Omaha, 12-18-17	
<b>A TEAM HAD TWO PLAYERS DISQUALIFIED (FOUL OUT)</b>			
KU	Sviatoslav Mykhailiuk / Carlton Bragg Jr. / Lagerald Vick	vs. West Virginia, 2-13-17	
Opp.	Wendell Carter / Trevon Duval	of Duke, 3-25-18	
<b>A TEAM HAD THREE PLAYERS DISQUALIFIED (FOUL OUT)</b>			
KU	Sviatoslav Mykhailiuk / Carlton Bragg Jr. / Lagerald Vick	vs. West Virginia, 2-13-17	
Opp.	Poythress / Willis / Lee / Labissiere	of Kentucky, 1-30-16	
<b>A TEAM HAD FOUR PLAYERS DISQUALIFIED (FOUL OUT)</b>			
KU	Frank Mason III / Devonte' Graham / Carlton Bragg Jr. / Landen Lucas	vs. Indiana, 11-11-16	
Opp.			
<b>A TEAM SCORED 50+ POINTS IN A HALF</b>			
KU	50, 1st half	vs. Michigan State, 11-6-18	
Opp.	51, 2nd half	by Michigan State, 11-6-18	
<b>A TEAM SCORED 60+ POINTS IN A HALF</b>			
KU	66, 1st half	vs. Texas Southern, 11-21-17	
Opp.	60, 2nd half	by Texas Tech, 2-13-99	
<b>A TEAM HAD 20 OR FEWER POINTS IN A HALF</b>			
KU	20, 1st half	at Baylor, 2-10-18	
Opp.	20, 1st half	by UNLV, 12-22-16	
<b>A TEAM SHOT 70% OR BETTER FG IN A HALF</b>			
KU	72.0 (18-25), 2nd half	vs. West Virginia, 3-10-18	
Opp.	75.0, 1st half	by Baylor, 1-25-93	
<b>A TEAM SHOT 20% OR WORSE FG IN A HALF</b>			
KU	13.6%, 1st half	at TCU, 2-6-13	
Opp.	19.4%, 2nd half	by Wofford, 12-4-18	
<b>A TEAM MADE 7+ 3-POINTERS IN A HALF</b>			
KU	7, 2nd half	vs. Vermont, 11-12-18	
Opp.	11, 1st half	by Marquette, 11-21-18	
<b>A TEAM MADE DID NOT MAKE A 3-POINTER IN A HALF</b>			
KU	0-6, 1st half	vs. Stanford, 12-1-18	
Opp.	0-10, 2nd half	by Oklahoma State, 3-8-18	
<b>A TEAM DID NOT MAKE A FREE THROW IN A HALF</b>			
KU	1st half (0-1)	vs. New Mexico State, 12-8-18	
Opp.	1st half (0-0)	by Marquette, 11-21-18	
<b>A TEAM DID NOT ATTEMPT A FREE THROW IN A HALF</b>			
KU	1st half	vs. Kansas State, 3-9-18	
Opp.	1st half	by Marquette, 11-21-18	
<b>A TEAM HAD 30+ REBOUNDS IN A HALF</b>			
KU	32, 2nd half	vs. UMKC, 12-6-16	
Opp.	32, 1st half	by Rhode Island, 12-30-06	

<b>A TEAM HAD 15+ ASSISTS IN A HALF</b>			
KU	16, 1st half	vs. Texas Southern, 11-21-17	
Opp.	15, 1st half	by North Carolina, 3-25-12	
<b>A TEAM DID NOT HAVE A TURNOVER IN A HALF</b>			
KU	2nd half	vs. Wofford, 12-4-18	
Opp.	2nd half	vs. Kansas State, 1-13-18	
<b>A TEAM HAD 10+ STEALS IN A HALF</b>			
KU	10, 1st half	vs. Texas, 1-21-17	
Opp.	11, 2nd half	by Long Beach State, 12-6-11	
<b>A TEAM HAD 7+ BLOCKED SHOTS IN A HALF</b>			
KU	7, 2nd half	vs. Siena, 11-18-16	
Opp.	7, 1st half and 2nd half	by Texas, 2-28-15	
<b>A PLAYER SCORED 30+ POINTS IN A GAME</b>			
KU	33 by Lagerald Vick	vs. Louisiana, 11-16-18	
Opp.	31 by Gabe Devoe	of Clemson, 3-23-18	
<b>A PLAYER SCORED 40+ POINTS IN A GAME</b>			
KU	41 by Andrew Wiggins	at West Virginia, 3-8-14	
Opp.	46 by Buddy Hield	of Oklahoma, 1-4-16	
<b>A PLAYER SHOT 80% OR BETTER FG IN A GAME (MIN. 10 ATT.)</b>			
KU	81.8 (9-11) by Udoka Azubuike	vs. Stanford, 12-1-18	
Opp.	90.9 (10-11) by Eric Paschall	of Villanova, 3-31-18	
<b>A PLAYER MADE 7+ 3-POINTERS IN A GAME</b>			
KU	7 by Lagerald Vick	vs. Louisiana, 11-16-18	
Opp.	7 by Deonte Burton	of Iowa State, 2-4-17	
<b>A PLAYER SHOT 100% 3-POINT FG (MIN. 5 ATT.)</b>			
KU	8-8 by Lagerald Vick	vs. Vermont, 11-12-18	
Opp.	5-5 by Desmond Mason	of Oklahoma State, 2-7-00	
<b>A PLAYER MADE 12+ FREE THROWS IN A GAME</b>			
KU	13 (13-13) by Devonte' Graham	vs. Texas Tech, 1-2-18	
Opp.	19 (19-22) by Reid Travis	of Stanford, 12-3-16	
<b>A PLAYER SHOT 100% FREE THROWS IN A GAME (MIN. 10 ATT.)</b>			
KU	13-13 by Devonte' Graham	vs. Texas Tech, 1-2-18	
Opp.	12-12 by Taurean Prince	of Baylor, 1-2-16	
<b>A PLAYER HAD 8+ OFFENSIVE REBOUNDS IN A GAME</b>			
KU	9 by Jeff Withey	vs. Baylor, 1-16-12	
Opp.	8 by Cameron Jackson	of Wofford, 12-4-18	
<b>A PLAYER HAD 12+ DEFENSIVE REBOUNDS IN A GAME</b>			
KU	12 by Landen Lucas	vs. Iowa State, 2-4-17	
Opp.	14 by Angel Delgado	of Seton Hall, 3-17-18	
<b>A PLAYER HAD 15+ TOTAL REBOUNDS IN A GAME</b>			
KU	15 by Dedric Lawson	vs. Stanford, 12-1-18	
Opp.	23 by Angel Delgado	of Seton Hall, 3-17-18	
<b>A PLAYER HAD 10+ ASSISTS IN A GAME</b>			
KU	10 by Quentin Grimes	vs. Vermont, 11-12-18	
Opp.	11 by Cassius Winston	of Michigan State, 11-6-18	
<b>A PLAYER HAD 7+ TURNOVERS IN A GAME</b>			
KU	7 by Frank Mason III	at West Virginia, 1-12-16	
Opp.	7 by Mark Vital	of Baylor, 2-10-18	
<b>A PLAYER HAD 7+ BLOCKED SHOTS IN A GAME</b>			
KU	8 by Joel Embiid	vs. Oklahoma State, 1-18-14	
Opp.	8 by Mohamed Bamba	of Texas, 12-29-17	
<b>A PLAYER HAD 7+ STEALS IN A GAME</b>			
KU	7 by Xavier Henry	vs. Baylor, 1-20-10	
Opp.	7 by Terry Black	of Baylor, 2-26-00	
<b>A PLAYER PLAYED ALL 40 MINUTES IN REGULATION</b>			
KU	Lagerald Vick	vs. Louisiana, 11-16-18	
Opp.	Grayson Allen	of Duke, 3-25-18	

## 2018-19 OVERALL STATS

RECORD:	OVERALL	HOME	AWAY	NEUTRAL
ALL GAMES	8-0	5-0	0-0	3-0
CONFERENCE	0-0	0-0	0-0	0-0
NON-CONFERENCE	8-0	5-0	0-0	3-0

#	Player	gp-gs	min	avg	Total		3-Point		F-Throw		Rebounds				pf	dq	a	to	blk	stl	pts	avg		
					fg-fga	fg%	3fg-fga	3fg%	ft-fta	ft%	off	def	tot	avg										
01	Dedric Lawson	8-8	260	32.5	54-115	.470	2-13	.154	43-56	.768	29	56	85	10.6	22	1	23	18	8	10	153	19.1		
24	Lagerald Vick	8-6	280	35.0	48-91	.527	29-52	.558	5-7	.714	5	27	32	4.0	13	0	16	17	1	12	130	16.3		
35	Udoka Azubuike	7-7	141	20.1	41-60	.683	0-0	.000	8-25	.320	14	29	43	6.1	22	1	5	15	10	3	90	12.9		
11	Devon Dotson	8-8	264	33.0	32-61	.525	6-15	.400	18-24	.750	6	21	27	3.4	18	0	21	14	0	14	88	11.0		
05	Quentin Grimes	8-8	205	25.6	23-57	.404	11-29	.379	9-15	.600	2	17	19	2.4	19	0	20	14	0	3	66	8.3		
00	Marcus Garrett	7-2	186	26.6	15-43	.349	4-14	.286	12-20	.600	4	18	22	3.1	9	0	16	5	3	10	46	6.6		
02	Charlie Moore	8-1	155	19.4	10-38	.263	3-22	.136	6-8	.750	3	8	11	1.4	13	0	11	3	1	5	29	3.6		
13	K.J. Lawson	8-0	61	7.6	7-11	.636	2-4	.500	8-12	.667	5	14	19	2.4	11	0	5	4	0	4	24	3.0		
44	Mitch Lightfoot	8-0	64	8.0	6-11	.545	0-2	.000	3-5	.600	6	10	16	2.0	8	0	3	3	5	0	15	1.9		
33	David McCormack	7-0	31	4.4	6-13	.462	0-0	.000	1-4	.250	5	9	14	2.0	2	0	1	2	2	0	13	1.9		
20	Luinstra, Garrett	1-0	1	1.0	0-0	.000	0-0	.000	0-0	.000	0	0	0	0.0	1	0	0	0	0	0	0	0.0		
12	Teahan, Chris	1-0	2	2.0	0-0	.000	0-0	.000	0-0	.000	0	0	0	0.0	0	0	0	0	0	0	0	0.0		
Team											9	18	27					1						
Total.....		8	1650		242-500	.484	57-151	.377	113-176	.642	88	227	315	39.4	139	2	121	95	30	61	654	81.8		
Opponents.....		8	1650		202-496	.407	78-229	.341	89-125	.712	81	208	289	36.1	156	-	120	124	33	35	571	71.4		

TEAM STATISTICS	KU	OPP	Date	Opponent	Score	Att.	
SCORING	654	571	! 11/06/18	vs Michigan St.	w 92-87	18907	
Points per game	81.8	71.4	~ 11/12/18	VERMONT	w 84-68	16300	
Scoring margin	+10.4	-		11/16/18	LOUISIANA	w 89-76	16300
FIELD GOALS-ATT	242-500	202-496	# 11/21/18	vs Marquette	w 77-68	4981	
Field goal pct	.484	.407	# 11/23/18	vs Tennessee	Wot 87-81	5491	
3 POINT FG-ATT	57-151	78-229	12/01/18	STANFORD	Wot 90-84	16300	
3-point FG pct	.377	.341	12/04/18	WOFFORD	w 72-47	16300	
3-pt FG made per game	7.1	9.8	% 12/08/18	NEW MEXICO STATE	w 63-60	15210	
FREE THROWS-ATT	113-176	89-125	* Conference game				
Free throw pct	.642	.712	! Champions Classic (Indianapolis)				
F-Throws made per game	14.1	11.1	~ NIT Season Tip-Off (Lawrence)				
REBOUNDS	315	289	# NIT Season Tip-Off (Brooklyn)				
Rebounds per game	39.4	36.1					
Rebounding margin	+3.3	-					
ASSISTS	121	120					
Assists per game	15.1	15.0					
TURNOVERS	95	124					
Turnovers per game	11.9	15.5					
Turnover margin	+3.6	-					
Assist/turnover ratio	1.3	1.0					
STEALS	61	35					
Steals per game	7.6	4.4					
BLOCKS	30	33					
Blocks per game	3.8	4.1					
ATTENDANCE	80410	29379					
Home games-Avg/Game	5-16082	0-0					
Neutral site-Avg/Game	-	3-9793					

Score by Periods	1st	2nd	OT	Totals
Kansas	287	334	33	654
Opponents	282	268	21	571



0

**MARCUS GARRETT** SO • Guard • 6-5 • 195 • Dallas, Texas • Skyline HS

## SEASON STATS

PPG	RPG	APG	FG%	3FG%	FT%
<b>6.6</b>	<b>3.1</b>	<b>2.3</b>	<b>35%</b>	<b>29%</b>	<b>60%</b>
CAREER					
4.5	3.3	1.3	43%	27%	52%

## CAREER HIGHS

Points	13	vs. Texas Southern (11.21.17)
Field Goals	5	vs. Oakland (11.24.17)
Rebounds	11	vs. Texas Southern (11.21.17)
Assists	5	vs. Louisiana (11.16.18)
Blocks	2	2x, last vs. Marquette (11.21.18)
Steals	4	2x, last vs. Stanford (12.1.18)
Minutes	33	2x, last vs. Stanford (12.1.18)

## NOTES

Has started the last two games ... Had 10 points on 4-of-7 shooting vs. New Mexico State (12/8) ... Recorded seven points, seven rebounds and two steals vs. Wofford (12/4) ... Tied career highs with four steals and 33 minutes vs. Stanford (12/1) ... Scored a season-high 11 points with two blocked shots vs. Marquette (11/21) ... Dished out a career-high five assists vs. Louisiana (11/16) ... **2017-18:** Recorded two double-doubles ... Had seven starts with six in Big 12 play ... co-Big 12 Newcomer of the Week (11/7) ... 2017 Texas HS Gatorade Player of the Year.



1

**DEDRIC LAWSON** (DEE-drick) R-Jr • Forward • 6-9 • 235 • Memphis, Tenn. • Hamilton HS • Memphis

## SEASON STATS

PPG	RPG	APG	FG%	3FG%	FT%
<b>19.1</b>	<b>10.6</b>	<b>2.9</b>	<b>47%</b>	<b>15%</b>	<b>77%</b>
CAREER (INCLUDES AT MEMPHIS IN 2015-16 AND 2016-17)					
17.6	9.7	2.9	44%	29%	73%

## CAREER HIGHS (\*AT MEMPHIS)

Points	*35	vs. Iowa (11.26.16)
Field Goals	*15	vs. Iowa (11.26.16)
Rebounds	*16	vs. Tulane (2.13.16)
Assists	*8	vs. South Carolina (12-30-16)
Blocks	*8	vs. UAB (12-10-16)
Steals	*3	7x, last vs. Tulsa (2.17.17)
Minutes	41	vs. Tennessee (11.23.18)

## NOTES

Has four double-doubles in his last five games ... Has six 20-point games, including each of the last five contests ... Two-time Big 12 Player of the Week (11/12, 11/26) ... Big 12 Newcomer of the Week (12/3) ... Leads the Big 12 with five double-doubles and a 10.6 rebound average ... Only league player averaging a DD ... Had 19 points and collected his 200th career assist vs. Louisiana (11/16) ... Has 41 career double-doubles ... Led Memphis in scoring both his freshman and sophomore seasons with 36 double-doubles.



2

**CHARLIE MOORE** R-SO • Guard • 5-11 • 180 • Chicago, Ill. • Morgan Park HS • California

## SEASON STATS

PPG	RPG	APG	FG%	3FG%	FT%
<b>3.6</b>	<b>1.4</b>	<b>1.4</b>	<b>26%</b>	<b>14%</b>	<b>75%</b>
CAREER (INCLUDES AT CALIFORNIA IN 2016-17)					
10.5	1.9	3.1	38%	32%	76%

## CAREER HIGHS (\*AT CALIFORNIA)

Points	*38	vs. UC Irvine (11.16.16)
Field Goals	*10	vs. UC Irvine (11.16.16)
Rebounds	*6	2x, last vs. Oregon St. (2.24.17)
Assists	*8	2x, last vs. Colorado (2.5.17)
Blocks	1	vs. Wofford (12.4.18)
Steals	*4	vs. UC Davis (12.10.16)
Minutes	*41	vs. Utah (2.2.17)

## NOTES

Started and had five points and a season-high three steals vs. New Mexico State (12/8) ... Picked up his first-career blocked shot vs. Wofford (12/4) ... Has averaged 22.0 minutes in his last four games ... Had season highs in points (9) and minutes (32) vs. Tennessee (11/23) ... Scored seven points on 3-of-6 shooting vs. Vermont (11/12) ... A transfer from California following the 2016-17 season ... Started all 34 games while at California during his freshman year in 2016-17 ... Averaged 28.8 minutes, 12.2 points and 3.5 assists while at California.



5

**QUENTIN GRIMES** FR • Guard • 6-5 • 210 • The Woodlands, Texas • College Park HS

## SEASON STATS

PPG	RPG	APG	FG%	3FG%	FT%
<b>8.3</b>	<b>2.4</b>	<b>2.5</b>	<b>40%</b>	<b>38%</b>	<b>60%</b>
CAREER					
8.3	2.4	2.5	40%	38%	60%

## CAREER HIGHS

Points	21	vs. Michigan State (11.6.18)
Field Goals	7	vs. Michigan State (11.6.18)
Rebounds	4	2x, last vs. Tennessee (11.23.18)
Assists	10	vs. Vermont (11.12.18)
Blocks	-	
Steals	1	3x, last vs. Tennessee (11.23.18)
Minutes	32	vs. Wofford (12.4.18)

## NOTES

His 14 points vs. Wofford (12/4) were his most since the season opener vs. Michigan State (11/6) ... Posted first-career double-double with 10 points and 10 assists vs. Vermont (11/12) ... Named Big 12 Newcomer of the Week (11/12) ... Led KU with 21 points, including six 3-pointers, vs. Michigan State (11/6) ... Ended up ranked No. 8 in the national recruiting rankings ... Has valuable USA Basketball experience, including a gold medal won in 2018 at the FIBA U18 Americas Championship, coached by Bill Self.



11

**DEVON DOTSON** (deh-VAWN) FR • Guard • 6-2 • 185 • Charlotte, N.C. • Providence Day School

## SEASON STATS

PPG	RPG	APG	FG%	3FG%	FT%
<b>11.0</b>	<b>3.4</b>	<b>2.6</b>	<b>53%</b>	<b>40%</b>	<b>75%</b>
CAREER					
11.0	3.4	2.6	53%	40%	75%

## CAREER HIGHS

Points	17	vs. Tennessee (11.23.18)
Field Goals	6	2x, last vs. Wofford (12.4.18)
Rebounds	6	vs. Vermont (11.12.18)
Assists	4	2x, last vs. Stanford (12.1.18)
Blocks	-	
Steals	3	3x, last vs. Wofford (12.4.18)
Minutes	43	vs. Stanford (12.1.18)

## NOTES

Leads Kansas with 14 steals ... Had 16 points on 6-of-9 shooting vs. Wofford (12/4) ... Played a career-high 43 minutes vs. Stanford (12/1) ... Scored a career-high 17 points vs. Tennessee (11/23) ... Had 10 points and a career-high four assists vs. Marquette (11/21) ... Had 16 points with three assists and three steals vs. Michigan State (11/6) ... Picked up numerous postseason honors and played in all-star games following the 2017-18 season ... Ended ranked No. 20 by Rivals.com, No. 21 by 247Sports.com and No. 24 by ESPN100.



12

**CHRIS TEAHAN** SO • Guard • 6-4 • 195 • Leawood, Kan. • Rockhurst HS

## SEASON STATS

PPG	RPG	APG	FG%	3FG%	FT%
<b>0.0</b>	<b>0.0</b>	<b>0.0</b>	<b>-</b>	<b>-</b>	<b>-</b>
CAREER					
1.0	0.6	0.1	36%	25%	100%

## CAREER HIGHS

Points	4	vs. Toledo (11.28.17)
Field Goals	1	4x, last vs. Omaha (12.18.17)
Rebounds	3	vs. South Dakota State (11.17.17)
Assists	1	vs. Tennessee State (11.10.17)
Blocks	-	
Steals	-	
Minutes	4	4x, last vs. Omaha (12.18.17)

## NOTES

Made his first appearance of the season playing two minutes vs. Wofford (12/4) ... **2017-18:** Appeared in 10 games, two in conference play and three postseason ... Averaged 2.3 minutes per contest ... Had a season-high four points vs. Toledo (11/28) ... An invited walk-on who was a two-sport athlete at Rockhurst HS in Kansas City, Missouri ... Older brother, Conner, played five seasons at KU and on two Final Four teams (2008 and 2012).



13

**K.J. LAWSON** R-SO • Guard • 6-8 • 210 • Memphis, Tenn. • Hamilton HS • Memphis

## SEASON STATS

PPG	RPG	APG	FG%	3FG%	FT%
<b>3.0</b>	<b>2.4</b>	<b>0.6</b>	<b>64%</b>	<b>50%</b>	<b>67%</b>
CAREER (INCLUDES AT MEMPHIS IN 2015-16 AND 2016-17)					
10.1	6.3	2.1	40%	33%	69%

## CAREER HIGHS (\*AT MEMPHIS)

Points	*28	at Houston (1.19.17)
Field Goals	*12	at Houston (1.19.17)
Rebounds	*19	vs. East Carolina (1.28.17)
Assists	*7	vs. McNeese (11.22.16)
Blocks	*2	4x, last vs. Tulsa (2.7.17)
Steals	*3	vs. South Florida (1.14.17)
Minutes	*43	at Houston (1.19.17)

## NOTES

Played 17 minutes with five points and three assists vs. Wofford (12/4) ... Had eight points, six rebounds and two steals in a season-high 19 minutes vs. Tennessee (11/23) ... Played 10 minutes vs. Michigan State (11/6) with four points and six rebounds ... A transfer from Memphis who sat out the 2017-18 season due to NCAA rules ... Played in 42 games while at Memphis with 33 starts, an 11.5 career scoring average and 7.0 career rebound average ... Granted a medical redshirt following the 2015-16 season.



**20 GARRETT LUINSTRA** (loo-IN-struh) FR • Guard • 6-2 • 155 • Lawrence, Kan. • Lawrence Free State HS

**SEASON STATS**

PPG	RPG	APG	FG%	3FG%	FT%
<b>0.0</b>	<b>0.0</b>	<b>0.0</b>	-	-	-
CAREER					
<b>0.0</b>	<b>0.0</b>	<b>0.0</b>	-	-	-

**CAREER HIGHS**

Points	-
Field Goals	-
Rebounds	-
Assists	-
Blocks	-
Steals	-
Minutes	1 vs. Wofford (12.4.18)

**NOTES**

Made regular-season debut playing one minute vs. Wofford (12/4) ... Played one minute with an assist and steal in the exhibition win vs. Emporia State (10/25) ... A combo guard who set his high school's single-season scoring record with 456 points as a senior ... Averaged 19 points his senior year in guiding Free State High School to the 6A state title game and a 19-6 record ... A first-team all-state selection and the Sunflower League Player of the Year his senior season.



**22 SILVIO DE SOUSA** (deh-SOE-suh) SO • Forward • 6-9 • 245 • Luanda, Angola • IMG Academy (Fla.)

**SEASON STATS (2017-18)**

PPG	RPG	BPG	FG%	3FG%	FT%
<b>4.0</b>	<b>3.7</b>	<b>0.2</b>	<b>68%</b>	-	<b>71%</b>
CAREER					
<b>4.0</b>	<b>3.7</b>	<b>0.2</b>	<b>68%</b>	-	<b>71%</b>

**CAREER HIGHS**

Points	16 vs. West Virginia (3.10.18)
Field Goals	8 vs. West Virginia (3.10.18)
Rebounds	11 vs. Kansas State (3.9.18)
Assists	1 4x, last vs. Duke (3.25.18)
Blocks	1 3x, last vs. Duke (3.25.18)
Steals	1 vs. West Virginia (3.10.18)
Minutes	26 2x, last vs. vs. Duke (3.25.18)

**NOTES**

Averaged 4.8 points and 5.4 rebounds in the 2018 NCAA Tournament ... Tied season high with 26 minutes vs. Duke (3/25) with 10 rebounds and scoring four points ... Averaged 20.0 minutes, 10.0 ppg and 9.7 rpg in the Big 12 Championship ... Posted his first double-double (16 points, 10 rebounds) vs. West Virginia (3/10) in the Big 12 title game ... Pulled down six or more rebounds seven times, including his last three games in the NCAA Tournament ... Joined the team following graduation from IMG Academy in Bradenton, Florida, following the fall 2017 semester.



**24 LAGERALD VICK** SR • Guard • 6-5 • 190 • Memphis, Tenn. • Douglass HS

**SEASON STATS**

PPG	RPG	APG	FG%	3FG%	FT%
<b>16.3</b>	<b>4.0</b>	<b>2.0</b>	<b>53%</b>	<b>56%</b>	<b>71%</b>
CAREER					
<b>8.9</b>	<b>3.4</b>	<b>1.4</b>	<b>49%</b>	<b>41%</b>	<b>73%</b>

**CAREER HIGHS**

Points	33 vs. Louisiana (11.16.18)
Field Goals	12 2x, last vs. Vermont (11.12.18)
Rebounds	11 vs. Texas Southern (11.21.17)
Assists	7 3x, last vs. Washington (12.6.17)
Blocks	3 vs. Oakland (11.24.17)
Steals	3 4x, last vs. Michigan St. (11.6.18)
Minutes	43 2x, last vs. Stanford (12.1.18)

**NOTES**

Pulled down six rebounds with five assists and two steals vs. New Mexico State ... Fifth in the Big 12 in scoring at 16.3 ppg and leads the league in 3FG Pct. (55.8) and 3FGs made (3.6) ... Two-time Big 12 Player of the Week (11/19, 12/3) ... Posted a career-high 33 points with nine rebounds vs. Louisiana (11/16) ... Had 32 points vs. Vermont (11/12) in which he set the KU game record for 3-pointers made in a game without a miss, going 8-for-8 ... Lone senior on the Kansas roster ... 2018 All-Big 12 Honorable Mention ... Had six 20-point efforts as a junior ... Averaged 7.4 ppg in 2016-17.



**30 OCHAI AGBAJI** (OH-chie uh-BAH-gee) FR • Guard • 6-5 • 210 • Kansas City, Mo. • Oak Park HS

**SEASON STATS**

PPG	RPG	APG	FG%	3FG%	FT%
-	-	-	-	-	-
CAREER					
-	-	-	-	-	-

**CAREER HIGHS**

Points	-
Field Goals	-
Rebounds	-
Assists	-
Blocks	-
Steals	-
Minutes	-

**NOTES**

Was announced Nov. 5 he will redshirt the 2018-19 season ... Had eight points on 3-of-3 shooting with four rebounds in 12 minutes in the exhibition win vs. Emporia State (10/25) ... A Kansas City product who is very athletic and has a great shooting touch ... Bill Self compares Agbaji to Kansas City Jayhawk Travis Releford who played in 138 career games and was a two-year starter while at KU.



**33 DAVID McCORMACK** FR • Forward • 6-10 • 265 • Norfolk, Va. • Oak Hill Academy

**SEASON STATS**

PPG	RPG	BPG	FG%	3FG%	FT%
<b>1.9</b>	<b>2.0</b>	<b>0.3</b>	<b>46%</b>	-	<b>25%</b>
CAREER					
<b>1.9</b>	<b>2.0</b>	<b>0.3</b>	<b>46%</b>	-	<b>25%</b>

**CAREER HIGHS**

Points	6 vs. Wofford (12.4.18)
Field Goals	3 vs. Wofford (12.4.18)
Rebounds	6 vs. Louisiana (11.16.18)
Assists	1 vs. Michigan State (11.6.18)
Blocks	1 2x, last vs. N.M. State (12.8.18)
Steals	-
Minutes	10 vs. Louisiana (11.16.18)

**NOTES**

Posted a career-high six points with three rebounds vs. Wofford (12/4) ... Averages 4.4 minutes per game ... Played 10 minutes with a season-high six rebounds and two points vs. Louisiana (11/16) ... Had three points, three rebounds and one assist vs. Michigan State (11/6) ... A 2018 McDonald's All-American who also represented the USA at the Nike Hoop Summit ... A big body who showed a lot of discipline in losing more than 50 pounds during high school.



**35 UDOKA AZUBUIKE** (az-uh-BOO-kee) JR • Center • 7-0 • 270 • Delta, Nigeria • Potter's House Christian Academy

**SEASON STATS**

PPG	RPG	BPG	FG%	3FG%	FT%
<b>12.9</b>	<b>6.1</b>	<b>1.4</b>	<b>68%</b>	-	<b>32%</b>
CAREER					
<b>11.3</b>	<b>6.4</b>	<b>1.6</b>	<b>74%</b>	-	<b>39%</b>

**CAREER HIGHS**

Points	26 at Nebraska (12.16.17)
Field Goals	13 at Nebraska (12.16.17)
Rebounds	13 at Texas (12.29.17)
Assists	2 4x, last vs. Marquette (11.21.18)
Blocks	5 2x, last vs. Texas (2.26.18)
Steals	3 vs. Oklahoma (2.19.18)
Minutes	34 3x, last vs. Vermont (11.12.18)

**NOTES**

Missed the NMSU (12/8) game due to a sprained ankle suffered in the Wofford (12/4) contest ... Had 18 points and nine rebounds vs. Stanford (12/1) ... Leads KU with 10 blocked shots ... Had 17 points and eight rebounds vs. Louisiana (11/16) ... Posted first DD of the season with 23 points and 11 rebounds vs. Vermont (11/12) ... In 2017-18, Led NCAA Division I in FG Pct. at 77.0, which ranks second best in NCAA history ... Posted seven 20-point games season in 2017-18 ... Played in 11 games with six starts as a freshman in 2016-17 before a season-ending wrist injury.



**44 MITCH LIGHTFOOT** JR • Forward • 6-8 • 225 • Gilbert, Ariz. • Gilbert Christian HS

**SEASON STATS**

PPG	RPG	BPG	FG%	3FG%	FT%
<b>1.9</b>	<b>2.0</b>	<b>0.6</b>	<b>55%</b>	<b>0%</b>	<b>60%</b>
CAREER					
<b>2.5</b>	<b>2.2</b>	<b>1.0</b>	<b>57%</b>	<b>36%</b>	<b>55%</b>

**CAREER HIGHS**

Points	11 vs. Oakland (11.24.17)
Field Goals	4 4x, last vs. Kansas State (3.9.18)
Rebounds	11 vs. Penn (3.15.18)
Assists	2 at Baylor (2.10.18)
Blocks	6 at TCU (1.6.18)
Steals	2 at Iowa State (2.13.18)
Minutes	27 vs. Penn (3.15.18)

**NOTES**

Had season highs in points (7) and rebounds (6) vs. New Mexico State (12/8) ... Had three points and two rebounds vs. Marquette (11/21) ... Had four points vs. Michigan State (11/6) ... **2017-18:** Started seven games ... Pulled down a career-high 11 rebounds vs. Penn (3/18) with nine points in the NCAA Tournament ... Finished second on the team with 54 blocked shots ... Ranked eighth in the Big 12 with 1.5 blocked shots per game ... Led Kansas with 16 charges drawn ... Was born in Kansas City and moved to Arizona as a youth.