



KANSAS

#KUBball

f /KANSASBASKETBALL

@KUHOOPS

@KUHOOPS

DEC. 18, 2018 | SOUTH DAKOTA | GAME NOTES

KANSAS COMMUNICATIONS

JAYHAWKS

COYOTES

9-0
OVERALL

0-0
BIG 12

#1/#1
RANKING (AP/COACHES)



-vs-



6-5
OVERALL

0-0
SUMMIT

-/-
RANKING (AP/COACHES)

Bill Self
HEAD COACH

456-96 (.826)
RECORD AT KU, 16TH SEASON

Todd Lee
HEAD COACH

6-5 (.545)
RECORD AT USD, FIRST SEASON

SCHEDULE (H: 6-0; A: 0-0; N: 3-0)

Date	KU Rnk	OPP Rnk	Opponent	TV	Time/Result
NOVEMBER (5-0)					
6	1/1	10/10	vs. Michigan State!	ESPN	W, 92-87
12	2/1	-/-	VERMONT-	ESPN2	W, 84-68
16	2/1	-/-	LOUISIANA	JTV/ESPN+	W, 89-76
21	2/2	rv/rv	vs. Marquette#	ESPN2	W, 77-68
23	2/2	5/5	vs. Tennessee#	ESPN2	W, 87-82 ot
DECEMBER (4-0)					
1	2/2	-/-	STANFORD	ESPN	W, 90-84 ot
4	2/2	-/-	WOFFORD	JTV/ESPN+	W, 72-47
8	2/2	-/-	NEW MEXICO STATE*	ESPN2	W, 63-60
15	1/1	17/16	VILLANOVA	ESPN	W, 74-71
18	1/1	-/-	SOUTH DAKOTA	JTV/ESPN+	7 p.m.
22	1/1	18/19	at Arizona State	ESPN2	8 p.m.
29	-/-	-/-	EASTERN MICHIGAN	JTV/ESPN+	1 p.m.
JANUARY					
2	-/-	-/-	OKLAHOMA*	ESPN2/U	8 p.m.
5	-/-	-/-	at Iowa State*	ESPN2	4 p.m.
9	-/-	-/-	TCU*	ESPN2/U	8 p.m.
12	-/-	-/-	at Baylor*	ESPN/2	3 p.m.
14	-/-	-/-	TEXAS*	ESPN/U	8 p.m.
19	-/-	-/-	at West Virginia*	ESPN/2	TBD
21	-/-	-/-	IOWA STATE*	ESPN/U	8 p.m.
26	-/-	-/-	at Kentucky<	ESPN/2	5 p.m.
29	-/-	-/-	at Texas*	ESPN/2	6 p.m.
FEBRUARY					
2	-/-	-/-	TEXAS TECH*	CBS	3 p.m.
5	-/-	-/-	at Kansas State*	ESPN/2	8 p.m.
9	-/-	-/-	OKLAHOMA STATE*	ESPN/2	11 a.m.
11	-/-	-/-	at TCU*	ESPN/2	8 p.m.
16	-/-	-/-	WEST VIRGINIA*	ESPN/2	TBD
23	-/-	-/-	at Texas Tech*	ESPN/2	5/7 p.m.
25	-/-	-/-	KANSAS STATE*	ESPN	8 p.m.
MARCH					
2	-/-	-/-	at Oklahoma State*	CBS	11 a.m.
5	-/-	-/-	at Oklahoma*	ESPN/2	8 p.m.
9	-/-	-/-	BAYLOR*	ESPN/2	1 p.m.
13-16	Big 12 Championship		TBD	TBD	TBD

All times Central and subject to change.

Rank: AP Top 25 / USA Today Coaches' Poll

! State Farm Champions Classic (Indianapolis, Ind.); ~ NIT Season Tip-Off (Campus Round); # NIT Season Tip-Off (Brooklyn, N.Y.); ^ Jayhawk Shootout (Kansas City, Mo.); < Big 12/Pac-12 Challenge; * Big 12 Conference Game

COMMUNICATIONS

CHRIS THEISEN

Asst. AD for Comm.
e theisen@ku.edu
c 785.331.9356

BRAD GILBERT

Asst. Comm. Director
e bgilbert@ku.edu
c 785.424.4008

GAME SOUTH DAKOTA vs. #1/1 KANSAS

10

Lawrence, Kan. • Allen Fieldhouse (16,300)
Tuesday, December 18, 2018 • 7 p.m. (CST)

JAYHAWK TV/ESPN+

Play-by-Play: Dave Armstrong
Analyst: Chris Piper
Producer: Curtis Lorenz

JAYHAWK RADIO NETWORK

Radio: IMG Jayhawk Radio Network
Webcast: KUathletics.com/Radio
Play-by-Play: Brian Hanni
Analyst: Greg Gurley
Producer/Engineer: Steve Kincaid

TIP-OFF

- No. 1/1 Kansas (9-0) will host South Dakota (6-5) Tuesday, Dec. 18 at 7 p.m., on Jayhawk TV/ESPN+.
- Kansas and South Dakota are meeting first time in men's basketball. KU is 18-5 all-time against current members of the Summit League.
- Kansas is looking to go 10-0 for the first time since the 2010-11 team opened the season 18-0. A 10-0 record would be the fifth in head coach Bill Self's 16 seasons at KU (14-0 in 2004-05, 20-0 in 2007-08, 14-0 in 2009-10 and 18-0 in 2010-11).
- A 10-0 start would also mark the 16th 10-game winning streak for the Jayhawks in the Self era and the longest since 2016-17 when KU won 18-straight from Nov. 15, 2016 to Jan. 21, 2017.
- At 9-0, Kansas is one of nine teams in NCAA Division I still undefeated.
- After its 74-71 win against No. 17/16 Villanova (12/15), Kansas improved to 3-0 against ranked foes this season with its other wins versus then-No. 10 Michigan State (11/6) and then-No. 5 Tennessee (11/23).
- Five of Kansas' nine wins have been by six points or less, including each of the last two three-point victories.
- Kansas is 47-3 in Allen Fieldhouse when it is the No. 1 team in the Associated Press poll, including 21-0 under head coach Bill Self. The Jayhawks have won 39-straight in Allen Fieldhouse when ranked No. 1 dating back to the 1994-95 season.
- Kansas is the only team in the Big 12 with two players ranked in the top five in the league in scoring. Redshirt junior F Dedric Lawson is first at 20.1 ppg, while senior G Lagerald Vick is fifth at 17.7 ppg.
- With five double-doubles in his last six games and six-straight 20-point outings, Dedric Lawson is the only player in the Big 12 to average a double-double with 20.1 ppg and a conference-leading 10.8 rpg.
- Dedric Lawson is one of only four players in NCAA Division I to average at least 20 points and at least 10 rebounds this season.

SERIES AT A GLANCE (MORE ON PG 6)

OVERALL	FIRST MEETING
In Lawrence (AFH)	-
vs. Summit League	KU leads, 18-5



80.9	« POINTS PER GAME	67.4
48.5	« FG%	43.7
37.3	« 3FG%	30.1
66.0	FT% »	70.6
38.9	« REBOUNDS PER GAME	32.3
14.4	« ASSISTS PER GAME	11.4
3.6	« BLOCKS PER GAME	2.2
7.2	« STEALS PER GAME	6.6
71.3	SCORING DEFENSE »	62.7
40.7	« FG% DEFENSE	42.1
33.5	3FG% DEFENSE »	30.8
+3.9	« REBOUND MARGIN	-1.0
1.2	« AST-TO RATIO	1.0

LAST GAME STARTERS

11 DOTSON FR • GUARD	5 GRIMES FR • GUARD	24 VICK SR • GUARD	0 GARRETT SO • GUARD	1 LAWSON R-JR • FORWARD
MIN 32.2	MIN 24.3	MIN 35.4	MIN 27.9	MIN 33.1
PPG 11.0	PPG 7.4	PPG 17.7	PPG 5.9	PPG 20.1
FG% 52.2%	FG% 39.0%	FG% 53.8%	FG% 31.9%	FG% 49.2%
3FG% 43.8%	3FG% 36.7%	3FG% 53.3%	AST 2.1	REB 10.8
AST 2.4	AST 2.3	AST 1.9	REB 3.3	AST 2.7

NUMERICAL ROSTER

NO.	NAME	POS.	HT.	WT.	YR.	EXP.	HOMETOWN / HIGH SCHOOL / PREVIOUS SCHOOL
0	Marcus Garrett	G	6-5	195	So.	1L	Dallas, Texas / Skyline HS
1	Dedric Lawson	F	6-9	235	RS-Jr.	TR	Memphis, Tenn. / Hamilton HS / Memphis
2	Charlie Moore	G	5-11	180	RS-So.	TR	Chicago, Ill. / Morgan Park HS / California
5	Quentin Grimes	G	6-5	210	Fr.	HS	The Woodlands, Texas / College Park HS
10	Elijah Elliott	G	6-3	185	Fr.	HS	Southlake, Texas / Carroll Senior HS
11	Devon Dotson	G	6-2	185	Fr.	HS	Charlotte, N.C. / Providence Day School
12	Chris Teahan	G	6-4	195	So.	1L	Leawood, Kan. / Rockhurst HS
13	K.J. Lawson	G	6-8	210	RS-So.	TR	Memphis, Tenn. / Hamilton HS / Memphis
20	Garrett Luinstra	G	6-2	155	Fr.	HS	Lawrence, Kan. / Lawrence Free State HS
22	Silvio De Sousa	F	6-9	245	So.	1L	Luanda, Angola / IMG Academy [Fla.]
24	Lagerald Vick	G	6-5	190	Sr.	3L	Memphis, Tenn. / Douglass HS
30	Ochai Agbaji	G	6-5	210	Fr.	HS	Kansas City, Mo. / Oak Park HS
33	David McCormack	F	6-10	265	Fr.	HS	Norfolk, Va. / Oak Hill Academy
35	Udoka Azubuike	C	7-0	270	Jr.	2L	Delta, Nigeria / Potter's House Christian Academy [Fla.]
44	Mitch Lightfoot	F	6-8	225	Jr.	2L	Gilbert, Ariz. / Gilbert Christian HS

COACHING STAFF

NAME	POSITION // YEAR AT KU	ALMA MATER // YEAR
Bill Self	Head Coach // 16th	Oklahoma State // 1985
Kurtis Townsend	Assistant Coach // 15th	Western Kentucky // 1982
Norm Roberts	Assistant Coach // 8th	Queens College // 1987
Jerrance Howard	Assistant Coach // 6th	Illinois // 2004
Brennan Bechard	Dir. of Operations // 8th	Kansas // 2009
Fred Quartlebaum	Dir. of S-A Development // 5th	Fordham // 1989
Jeremy Case	Video Coordinator // 4th	Kansas // 2005

PRONUNCIATIONS

Udoka Azubuike..... you-DOE-kuh az-uh-BOO-kuu
 Silvio De Sousa..... deh-SOE-suh
 Devon Dotson..... DEH-vawn
 Dedric Lawson..... DEE-drik
 Garrett Luinstra..... loo-IN-struh
 Ochai Agbaji..... OH-chie uh-BAH-gée

RADIO/TV ROSTER



0 **MARCUS GARRETT**
So. · G · 6-5 · 195
Dallas, Texas




1 **DEDRIC LAWSON**
R-Jr. · F · 6-9 · 235
Memphis, Tenn.



2 **CHARLIE MOORE**
R-So. · G · 5-11 · 180
Chicago, Ill.



5 **QUENTIN GRIMES**
Fr. · G · 6-5 · 210
The Woodlands, Texas



10 **ELIJAH ELLIOTT**
Fr. · G · 6-3 · 185
Southlake, Texas



11 **DEVON DOTSON**
Fr. · G · 6-2 · 185
Charlotte, N.C.



12 **CHRIS TEAHAN**
So. · G · 6-4 · 195
Leawood, Kan.



13 **K.J. LAWSON**
R-So. · G · 6-8 · 210
Memphis, Tenn.



20 **GARRETT LUINSTRA**
Fr. · G · 6-2 · 155
Lawrence, Kan.



22 **SILVIO DE SOUSA**
So. · F · 6-9 · 245
Luanda, Angola



24 **LAGERALD VICK**
Sr. · G · 6-5 · 190
Memphis, Tenn.



30 **OCHAI AGBAJI**
Fr. · G · 6-5 · 210
Kansas City, Mo.



33 **DAVID MCCORMACK**
Fr. · F · 6-10 · 265
Norfolk, Va.



35 **UDOKA AZUBUIKE**
Jr. · C · 7-0 · 270
Delta, Nigeria



44 **MITCH LIGHTFOOT**
Jr. · F · 6-8 · 225
Gilbert, Ariz.



BILL SELF
Head Coach
16th Season



KURTIS TOWNSEND
Assistant Coach
15th Season



NORM ROBERTS
Assistant Coach
Eighth Season



JERRANCE HOWARD
Assistant Coach
Sixth Season



BRENNAN BECHARD
Director of Operations
Eighth Season



FRED QUARTLEBAUM
Dir. of S-A Development
Fifth Season

SOUTH DAKOTA COYOTES

NO.	NAME	POS.	HT.	WT.	YR.	HOMETOWN / HIGH SCHOOL
0	Stanley Umude	G	6-6	.210	So.	San Antonio, Texas / Warren HS
2	Simeon Jovic	F	6-9	.210	Fr.	Novi Sad, Serbia / Southwest Christian Academy
3	Triston Simpson	G	6-2	.190	Jr.	Lincoln, Neb. / North Star HS
5	Isaiah Smith	G	6-3	.200	Fr.	Omaha, Neb. / Concordia HS / IMG Academy
10	Cody Kelley	G	5-11	.190	Jr.	Gillette, Wyo. / Campbell County HS / Wyoming
11	Caden Hoffman	G	6-0	.175	Fr.	Scottsdale, Ariz. / Rancho Solano Prep
12	Trey Burch-Manning	F	6-6	.215	Sr.	Federal Way, Wash. / Todd Beamer HS / North Idaho College
13	Matt Johns	F	6-8	.230	Fr.	Geelong, Australia / Belmont HS
20	Brandon Armstrong	G	6-5	.220	Jr.	San Antonio, Texas / Holy Cross HS
22	Tyler Peterson	G	6-4	.210	Jr.	Lino Lakes, Minn. / Centennial HS
24	Nathan Robinson	G	6-4	.185	Fr.	Walnut Creek, Calif. / Las Lomas HS
25	Tyler Hagedorn	F	6-10	.230	Sr.	Norfolk, Neb. / Norfolk HS
31	Dan Jech	F	6-9	.230	Sr.	Rochester, Minn. / Mayo HS
32	Jay Harvey	F	6-9	.270	Sr.	Chicago, Ill. / T.F. North HS / Florida International
33	Logan Power	F	6-6	.230	Sr.	Lincoln, Neb. / Christian HS

Head Coach: Todd Lee (South Dakota '86)

Assistant Coaches: Gameli Ahelegbe, Brad Davidson, Luke DallaRiva

ABOUT KANSAS

No. 1 Kansas is 9-0 for the first time since the 2010-11 team started the season 18-0. Through nine games, Kansas ranks in the top three in the Big 12 in scoring offense (third at 80.9) and rebounding offense (third at 38.9). KU has a +9.6 scoring margin, +3.3 rebound margin and has outrebounded seven of nine opponents this season. KU also averages 6.9 3-pointers made, 14.4 assists and 3.6 blocked shots per game.

Redshirt junior F Dedric Lawson has six-straight 20-point games with five of those being double-doubles, including 28 points and 12 rebounds against Villanova (12/15) in his last outing. He leads the Big 12 in scoring at 20.1 and rebounding at 10.8 boards per game. Lawson is the only player in the league averaging a double-double. A two-time Big 12 Player of the Week (11/12, 11/26), who was the conference newcomer of the week Dec. 3, Lawson also leads KU with 24 assists.

NCAA DI 20-POINT, 10-REBOUND PERFORMERS

PLAYER (TEAM)	PPG	RPG
Yoeli Chiles (BYU)	22.9	10.9
Dedric Lawson (Kansas)	20.1	10.8
Mike Daum (South Dakota State)	24.5	10.6
Lamine Diane (Cal-State Northridge)	24.6	10.2

Through games played on Dec. 16, 2018

Coming off a 29-point effort against Villanova (12/15), senior G Lagerald Vick is next in scoring at 17.7 points per game, which is fifth in the league. He leads the Big 12 in 3-point field goals made per game at 3.6 and fourth in the conference in 3-point field goal percentage at 53.3 percent. Vick is 32-of-60 from beyond the arc, making more than half of KU's treys this season.

Junior C Udoka Azubuike left the Wofford (12/4) game with a sprained ankle and is out indefinitely. Azubuike scores 12.9 points per game and his 6.1 rebound average is 13th in the league. Freshman G Devon Dotson is a starter who is tied for the team lead with 14 steals and is second on the team with 22 assists. Dotson averages 11.0 points per game. Freshman G Quentin Grimes has started all nine games and is second on the team with 11 3-pointers made to complement his 7.4 scoring average. Grimes also has 21 assists this season.

Sophomore G Marcus Garrett has started the last three games and is averaging 5.9 points and 3.3 rebounds. After his four steals versus Villanova (12/15), Garrett is tied with Dotson for the team lead in steals. Other KU regulars include redshirt sophomore G Charlie Moore (3.4 ppg, 11 assists, one start), redshirt sophomore G K.J. Lawson (2.7 ppg, 2.4 rpg), junior F Mitch Lightfoot (1.9 ppg, 2.0 rpg) and freshman F David McCormack (1.6 ppg, 1.8 rpg).

REMAINING NCAA DI UNDEFEATED TEAMS

SCHOOL	RECORD	NEXT GAME
Furman	12-0	at LSU (12/21)
Michigan	11-0	vs. Air Force (12/22)
Nevada	11-0	vs. Akron (12/22)
Texas Tech	10-0	vs. Duke (12/20)
Buffalo	10-0	at Syracuse (12/18)
Houston	10-0	vs. Utah State (12/20)
St. John's	10-0	vs. St. Francis (12/19)
Virginia	9-0	at South Carolina (12/19)
KANSAS	9-0	vs. South Dakota (12/18)

Through games played on Dec. 16, 2018

ABOUT SOUTH DAKOTA

Located in Vermillion, South Dakota, with an enrollment of 10,261, South Dakota is 6-5 on the season after its 68-63 win at Colorado State on Dec. 16. The Coyotes are coached by South Dakota alum Todd Lee who is in his first season at USD and his ninth season overall with a 160-86 record. USD averages 67.4 points per game and has a +4.6 scoring margin. The Coyotes pull down 32.3 rebounds per game and make 6.2 3-point field goals per contest, attempting 20.5 per outing.

South Dakota has 10 players averaging 10 or more minutes per game. Senior F Trey Burch-Manning leads the Coyotes in scoring at 13.5 points per game and in rebounding with a 7.1 average. Burch-Manning also leads the team in steals with 20 and 3-point field goals made with 17. Junior G Triston Simpson is next in scoring at 12.3 points per game. He is also second on the team with 17 steals and he leads the Coyotes with 33 assists. Simpson has made 13 3-pointers this season. Junior G Tyler Peterson is second on the team with 5.0 rebounds per game to complement his 12.1 scoring average. Peterson's 23 assists are third on the squad. Sophomore G Stanley Umude has a team high 11 blocked shots. He averages 9.0 points and 4.2 rebounds per game. Junior G Cody Kelley (8.1 ppg, 3.4 rpg) is another South Dakota starter. Junior G Brandon Armstrong (7.6 ppg, 2.7 rpg) has started eight games and he is second on the team with 16 3-pointers made this season. Other South Dakota regulars include: senior F Dan Jech (5.0 ppg, 4.5 rpg), senior F Logan Power (4.0 ppg), freshman G Nathan Robinson (1.8 ppg) and freshman F Matt Johns (1.8 ppg). Jech has only played the last two games and had eight points and four rebounds in starting at Colorado State (12/16).

THE SERIES

Kansas and South Dakota are meeting for the first time in men's basketball. KU is 18-5 against current membership of the Summit League: 7-4 vs. Oral Roberts, 3-1 vs. Denver, 3-0 vs. North Dakota, 2-0 vs. South Dakota State, 1-0 vs. North Dakota State, 1-0 vs. Omaha and 1-0 vs. Western Illinois. KU defeated two Summit League opponents last season with both in Allen Fieldhouse - South Dakota State, 98-64, on Nov. 17, 2017, and Omaha, 109-64, on Dec. 18, 2017.

2018-19 QUICK FACTS

GENERAL INFORMATION

Location	Lawrence, Kan.
Enrollment	28,510
Founded	1866
Nickname	Jayhawks
School Colors	Crimson (Pantone 186) and Blue (Pantone 293)
Conference	Big 12
Chancellor	Douglas A. Girod
Athletics Director	Jeff Long
Deputy Athletics Director (MBB)	Sean Lester
Athletics Website	www.KUAthletics.com
Ticket Office Phone	1.800.34.HAWKS (42957)

HISTORY

Seasons of Basketball	120th
First Season	1889-90
All-Time Record (Win %)	2,257-849 (.727)
Conference Regular-Season Titles (last)	61 (2018)
Conference Postseason Tourn. Titles (last)	15 (2018)
NCAA Tournament Appearances (last)	47 (2018)
NCAA Tournament Record	107-46
Consecutive NCAA Appearances	29 (1990-pres.)
NCAA Final Four Appearances (last)	15 (2018)
NIT Appearances (last)	2 (1969)

ALLEN FIELDHOUSE

Year Opened (Seasons)	1955 (64th season)
Capacity	16,300
Consecutive Sellouts	280 games (Since 2001-02)
All-Time Record (Win %)	777-113 (.873)
Record under Bill Self (Win %)	239-13 (.948)

COACHING STAFF

Head Coach	Bill Self (Oklahoma State, '85)
Record at KU	456-96 (16th season)
Overall Record	663-201 (26th season)
Assistant Coach	Kurtis Townsend (W. Kentucky, '82)
	15th season
Assistant Coach	Norm Roberts (Queens College, '87)
	Eighth season
Assistant Coach	Jerrance Howard (Illinois, '04)
	Sixth season

2017-18 REVIEW

Overall Record	31-8 (.795)
Big 12 Record (Finish)	13-5 (1st)
Home Record	14-4 (14-3 in AFH)
Road Record	7-3
Neutral Record	10-1
Big 12 Championship	No. 1 Seed / Champion vs. WVU - W, 81-70
NCAA Tournament	No. 1 Seed / Final Four vs. Villanova - L, 79-95
Associated Press Poll Ranking (final)	4
USA TODAY Coaches' Poll Ranking (final)	3

2018-19 TEAM INFORMATION

Letterwinners Returning / Lost	6 / 6
Starters Returning / Lost	2 / 3
Newcomers	9
Fr / So / Jr / Sr	5 / 5 / 3 / 1

COMMUNICATIONS

Todd Kober	Assoc. AD/Executive Dir. External Branding
Chris Theisen	Assistant AD Communications (MBB)
Phone	785.331.9356
Email	.theisen@ku.edu
Brad Gilbert	Asst. Communications Director (MBB)
Phone	785.424.4008
Email	brgilbert@ku.edu
Mailing Address	Kansas Athletics Communications 1651 Naismith Drive, Parrott 1400 Lawrence, KS 66045-4069
Main Office Phone	785.864.3417
Twitter/Instagram	@KUHoops
Facebook	/KansasBasketball
Hashtags	#KUball #RockChalk #PayHeed

2018-19 MEDIA INFORMATION

Weekly Press Conference

Bill Self will conduct press conferences throughout the season. Media members should contact the communications office for accurate dates and times. Video of the press conference will stream live on KUathletics.com. Remaining schedule: December 20, 31; January 7, 17, 24; February 14, 21, 28; March 7, 11, 17.

Big 12 Teleconference

The Big 12 Conference conducts weekly interviews with every league head coach throughout the season. Bill Self's scheduled time is from 10:00-10:08 a.m. each week. Contact the Big 12 office for the appropriate phone number and for the entire lineup of coaches' times. Schedule: January 3, 10, 17, 24, 31; February 7, 14, 21, 28; March 11.

Hawk Talk Radio Show

Hawk Talk, Bill Self's radio show, airs week during the season from 6-7 p.m. on most Jayhawk Radio IMG Network stations. March 11 is the final show of the season. Hawk Talk will originate from the Johnny's Tavern West in Lawrence. Remaining Schedule: December 17; January 8, 15, 22, 30; February 6, 12, 19, 26; March 6, 11.

Credentials

Please apply at KUathletics.com/media

JAYHAWK IMG RADIO NETWORK AFFILIATES

Abilene/Salina	KDJM-101.7 FM
Coffeyville	KGGF-104.1 FM
Concordia	KNCK-94.9 FM
Dodge City	KGNO-1370 AM
Emporia	KVOE-1400 AM
Fort Scott	KMDO-1400 AM
Fort Scott	KOMB-103.9 FM
Garden City	KBUF-1030 AM
Glen Elder	KZDY-96.3 FM
Goodland/Colby	KWGB-97.9 FM
Great Bend/Larned	KBGL-106.9 FM
Hays	KAYS-1400 AM
Hutchinson	KSKU-94.7 FM
Iola	KIOL-1370 AM
Kansas City	KCTE-1510 AM
Kansas City	KCTE-99.3 FM
Kansas City	WHB-810 AM
Lawrence (Flagship)	KLWN-1320 AM
Lawrence (Flagship)	KKSW-105.9 FM
Liberal	KSCB-1270 AM
Marysville	KNDY-95.5 FM
Parsons	KLKC-1540 AM
Parsons	KLKC-93.5 FM
Phillipsburg	KKAN-1490 AM
Phillipsburg	KQMA-92.5 FM
Russell	KRSL-95.9 FM
Topeka	KMAJ-1440 AM
Topeka	KWIC 99.3 FM
Wellington	KLEY-100.3 FM
Wichita	KFH-1240 AM
Wichita	KFH-97.5 FM

ASSOCIATED PRESS (AP)

DECEMBER 17, 2018

RANK	SCHOOL (FIRST PLACE VOTES)	RECORD	POINTS
1	KANSAS (56)	9-0	1586
2	Duke (5)	9-1	1488
3	Tennessee (2)	8-1	1464
4	Michigan (1)	11-0	1442
5	Virginia (1)	9-0	1400
6	Nevada	11-0	1319
7	Auburn	9-1	1156
8	Gonzaga	9-2	1147
9	North Carolina	8-2	1126
10	Michigan State	9-2	1070
11	Florida State	8-1	994
12	Texas Tech	10-0	912
13	Virginia Tech	9-1	838
14	Buffalo	10-0	684
15	Ohio State	9-1	647
16	Wisconsin	9-2	619
17	Mississippi State	9-1	529
18	Arizona State	8-1	415
19	Kentucky	8-2	377
20	Marquette	8-2	350
21	Houston	10-0	266
22	Indiana	9-2	226
23	Iowa	8-2	224
24	Furman	12-0	208
25	Nebraska	9-2	156

OTHERS RECEIVING VOTES: Oklahoma 115, Maryland 103, Kansas State 90, St. John's 59, Villanova 52, NC State 38, Purdue 20, TCU 17, Iowa State 9, Cincinnati 7, Louisville 6, Minnesota 3, Florida 3, Belmont 2, San Francisco 2, NJIT 1.

WEEK-BY-WEEK RANKINGS

WEEK	AP	COACHES	NCAA NET
Preseason	1 (37)	1 (14)	-
Nov. 12	2 (14)	-	-
Nov. 19	2 (7)	2	-
Nov. 26	2 (31)	2 (15)	11
Dec. 3	2 (19)	2 (10)	14
Dec. 10	1 (57)	1 (26)	6
Dec. 17	1 (56)	1 (27)	
Dec. 24			
Dec. 31			
Jan. 7			
Jan. 14			
Jan. 21			
Jan. 28			
Feb. 4			
Feb. 11			
Feb. 18			
Feb. 25			
March 4			
March 11			

() - First place votes in parenthesis

USA TODAY (COACHES)

DECEMBER 17, 2018

RANK	SCHOOL (FIRST PLACE VOTES)	RECORD	POINTS
1	KANSAS (27)	9-0	768
2	Duke (1)	9-1	709
3	Virginia	9-0	697
4	Tennessee	8-1	694
5	Michigan (3)	11-0	678
6	Nevada	11-0	617
7	Auburn	9-1	532
8	Michigan State	9-2	502
9	Gonzaga	9-2	497
10	North Carolina	8-2	493
11	Texas Tech	10-0	470
12	Florida State	8-1	452
13	Virginia Tech	9-1	425
14	Ohio State	9-1	341
15	Buffalo	10-0	318
16	Mississippi State	9-1	272
17	Wisconsin	9-2	232
18	Kentucky	8-2	198
19	Arizona State	8-1	178
20	Houston	10-0	168
21	Iowa	8-2	115
22	Nebraska	9-2	94
23	Marquette	8-2	91
24	Maryland	9-2	90
25	Furman	12-0	82

OTHERS RECEIVING VOTES: Indiana 62; Oklahoma 58; St. John's 51; Kansas State 45; Villanova 35; Cincinnati 28; TCU 24; Iowa State 15; North Carolina State 13; North Texas 7; Central Florida 7; Louisville 6; Florida 6; Purdue 3; Belmont 2.

RANKINGS BREAKDOWN

	AP	COACHES
Weeks in Top 25	757 (272)	529 (285)
Weeks in Top 10	547 (205)	421 (218)
Weeks in Top 5	334 (128)	287 (141)
Weeks at No. 1	69 (29)	61 (30)
Most Consecutive Weeks in Top 25	187* (187*)	191* (191*)
Most Consecutive Weeks at No. 1	15 (9)	15 (9)
W-L vs Top 25	225-190 (93-45)	-
Home vs Top 25	86-47 (40-6)	-
Away vs Top 25	52-73 (23-18)	-
Neutral vs Top 25	87-70 (30-21)	-
W-L vs Top 10	100-107 (40-20)	-
Home vs Top 10	34-31 (14-2)	-
Away vs Top 10	21-35 (10-6)	-
Neutral vs Top 10	45-41 (16-12)	-

() - Bill Self era in parenthesis

* - Current Streak - longest active in the NCAA

2018-19 BIG 12 STANDINGS (AS OF 12.16.18)

Team	BIG 12						OVERALL					
	Record	Pct	Home	Away	Neutral	Streak	Record	Pct	Home	Away	Neutral	Streak
Texas Tech	0-0	.000	0-0	0-0	0-0	-	10-0	1.000	7-0	0-0	3-0	W10
KANSAS	0-0	.000	0-0	0-0	0-0	-	9-0	1.000	6-0	0-0	3-0	W9
Oklahoma	0-0	.000	0-0	0-0	0-0	-	9-1	.900	4-0	2-0	3-1	W5
TCU	0-0	.000	0-0	0-0	0-0	-	8-1	.889	6-1	2-0	0-0	W5
Iowa State	0-0	.000	0-0	0-0	0-0	-	9-2	.818	6-0	1-1	2-1	W2
Kansas State	0-0	.000	0-0	0-0	0-0	-	7-2	.778	5-0	0-2	2-0	W1
Texas	0-0	.000	0-0	0-0	0-0	-	7-3	.700	5-2	0-0	2-1	W2
Baylor	0-0	.000	0-0	0-0	0-0	-	6-3	.667	4-1	1-1	1-1	W1
West Virginia	0-0	.000	0-0	0-0	0-0	-	6-4	.600	4-1	0-0	2-3	L1
Oklahoma State	0-0	.000	0-0	0-0	0-0	-	4-6	.400	2-1	0-3	2-2	L4

A KANSAS WIN WOULD...

Make Kansas 10-0 for the first time since the 2010-11 season and give KU a 10-game winning streak for the first time since the 2016-17 season and the 16th time in the Bill Self era ... Give Kansas its 40th-straight win in Allen Fieldhouse when ranked No. 1 by Associated Press ... Give KU a 1-0 series advantage against South Dakota and a 19-5 all-time record against the current Summit League ... Give Kansas its 10th-straight win in Allen Fieldhouse ... Make KU 778-113 all-time in Allen Fieldhouse, including 240-13 under head coach Bill Self ... Make Kansas 5-0 in the month of December for the eighth time in Bill Self's 16 seasons at KU ... Make Self 457-96 while at Kansas and 664-201 overall ... Make Kansas 2,258-849 all-time.

A KANSAS LOSS WOULD...

Make Kansas 9-1, ending a nine-game winning streak ... Give South Dakota a 1-0 record against Kansas and make KU 18-6 against the current Summit League ... End a nine-game win streak in Allen Fieldhouse ... End a 39-game win streak in Allen Fieldhouse when Kansas was ranked No. 1 ... Make KU 777-114 all-time in Allen Fieldhouse, including 239-14 under head coach Bill Self ... Make Self 456-97 while at Kansas and 663-202 overall ... Make Kansas 2,257-850 all-time.

LAST TIME OUT

The tandem of senior Lagerald Vick and redshirt-junior Dedric Lawson combined for 57 points as No. 1 Kansas outlasted No. 17 Villanova, 74-71, Dec. 15 inside Allen Fieldhouse. Vick scored 19 of his game-high 29 points in the second half, while Lawson posted his sixth double-double of the year as KU avenged its Final Four loss to the Wildcats last March.

Some hot shooting from Lawson and Vick had the Jayhawks out in front for the majority of the first half. After falling behind 13-8 before the 14:00 mark of the opening frame, KU sprinted on an 11-0 run, highlighted by triples from both Lawson and Vick. During this time KU held the Wildcats without a point for more than six minutes as it took a 19-13 lead before the under-8 minute media timeout.

Villanova countered with a trio of threes of their own over the final eight minutes of the first frame to claw their way back within reach before the break, as the Jayhawks held on to a 33-31 edge at the intermission.

The Wildcats came out of the halftime locker room on an 8-2 run to regain the lead at 39-35, less than four minutes into the second frame.

Vick and Lawson then took control on the offensive end, scoring 24 of their team's next 26 points to help the Jayhawks carry a 61-56 lead into the final media timeout of the game.

Devon Dotson's lone field goal of the second half was a big one as it gave the Jayhawks a two-possession lead, 63-58, with less than 2:30 to play in regulation. From there, KU used some impressive free throw shooting to keep the Wildcats at arm's length down the stretch. The Jayhawks posted an 11-of-12 clip from the charity stripe over the final 1:10.

VILLANOVA LEFTOVERS & NOTABLES

- Kansas won its 39th-straight win in Allen Fieldhouse when ranked No. 1 by the AP and is now 47-3 overall in Allen as the No. 1 team.
- The win made Kansas 2-1 against the defending national champion in Allen Fieldhouse. Kansas last defeated defending champion UCLA on December 1, 1995.
- Despite a season-low 35 rebounds, Kansas outrebounded Villanova by nine, as the Wildcats tallied just 26 boards, the fewest by a KU opponent this season.
- Senior G Lagerald Vick and redshirt junior F Dedric Lawson's combined 57 points were the most by a KU duo since February 15, 2013, when Elijah Johnson (39) and Travis Releford (19) combined for 58-points in an overtime win at Iowa State.
- Vick and Lawson combined for a 19-for-30 (63.3 percent) clip from the field while the rest of the Jayhawks were 4-of-16 (25 percent)
- Kansas posted a season best 76.7 percent free throw percentage while making a season high 23 from the line. The Jayhawks have made 70 percent or better from the free throw line in three of their last four game.
- Dedric Lawson's six-straight 20-point outing is the second-longest in the Bill Self era behind Frank Mason III's streak of seven straight 20-point games from February 27-March 25, 2017. In fact, those are Kansas' only two streaks of six games or more since Raef LaFrentz had nine straight 20-point games from January 26-February 22, 1997.
- In his five outings at Allen Fieldhouse this season, Vick has shot 42-of-67 from the field (63.7 percent), including a 21-of-41 mark from 3-point range (51.2 percent), and is averaging 24.2 points per game on James Naismith Court.

KANSAS AS NO. 1 IN ALLEN FIELDHOUSE

Kansas is 47-3 in Allen Fieldhouse when it is ranked No. 1 in the nation by the Associated Press. This includes at 21-0 record under Bill Self. The Jayhawks have won 39-straight in Allen Fieldhouse when ranked No. 1 dating back to the 1994-95 season. The last KU loss as a No. 1 team in Allen Fieldhouse was to Kansas State, 68-64, on Jan. 17, 1994.

NO. 1 KANSAS AT ALLEN FIELDHOUSE

SEASON	RECORD	VS. TOP-25
1956-57	3-0	0-0
1989-90	4-1	0-1
1992-93	1-1	0-0
1993-94	0-1	0-0
1994-95	1-0	1-0
1995-96	1-0	0-0
1996-97	14-0	3-0
2001-02	2-0	0-0
2004-05	1-0	0-0
2009-10	14-0	0-0
2010-11	1-0	0-0
2015-16	3-0	2-0
2016-17	1-0	0-0
2018-19	1-0	1-0
TOTAL	47-3	7-1
Self Era	21-0	3-0



NCAA TOP-150



BIG 12 TOP-10

STATISTIC RANKINGS

(as of 12.16.2018)

	STAT	NCAA	BIG 12
W-L%	1.000	1st	1st
SCORING	80.9	58th	3rd
SCORING DEFENSE	71.3	-	9th
SCORING MARGIN	+9.6	84th	6th
REBOUNDING	38.9	78th	3rd
REBOUNDING DEF.	36.1	-	7th
REBOUNDING MARGIN	+3.9	103rd	8th
ASSISTS	14.4	136th	7th
ASSIST-TO RATIO	1.19	92nd	4th
TURNOVER MARGIN	+2.7	77th	5th
STEALS	7.2	110th	5th
BLOCKED SHOTS	3.6	145th	9th
FG %	48.5	47th	4th
FG % DEF.	40.7	82nd	7th
3FG MADE	6.9	-	7th
3FG%	37.3	72nd	4th
3FG% DEF.	33.5	-	8th
FT%	66.0	-	8th

INDIVIDUAL (ALL GAMES)**SCORING**

Dedric Lawson	20.1	50th	1st
Lagerald Vick	17.7	126th	5th

FIELD GOAL PERCENTAGE (MIN. 5 MADE PER GAME)

Udoka Azubuike	68.3	7th	2nd
Lagerald Vick	53.8	94th	6th

3-POINT FIELD GOALS MADE PER GAME

Lagerald Vick	3.6	20th	1st
---------------	-----	------	-----

3-PT FIELD GOAL PERCENTAGE (MIN. 2.5 MADE PER GAME)

Lagerald Vick	53.3	5th	1st
---------------	------	-----	-----

REBOUNDING

Dedric Lawson	10.8	10th	1st
---------------	------	------	-----

OFFENSIVE REBOUNDS

Dedric Lawson	3.4	27th	1st
---------------	-----	------	-----

STEALS

Marcus Garrett	1.8	138th	6th
Devon Dotson	1.6	-	10th

BLOCKED SHOTS

Udoka Azubuike	1.4	121st	9th
----------------	-----	-------	-----

DOUBLE-DOUBLES

Dedric Lawson	6	8th	1st
---------------	---	-----	-----

MINUTES

Lagerald Vick	35.5	52nd	1st
Dedric Lawson	33.1	-	5th



-vs-



ALL-TIME SERIES

OVERALL	FIRST MEETING
Home (Allen Fieldhouse)	-
Away	-
Neutral Sites	-
Current Series Streak	-
Longest KU Winning Streak	-
Longest KU Losing Streak	-
Largest KU Margin of Victory	-
Largest KU Margin of Defeat	-

2018-19 ACCOLADES

TEAM

- NIT Season Tip-Off Champion
- Preseason No. 1 in Associated Press Poll
- Preseason No. 1 in USA TODAY Coaches' Poll
- Preseason No. 1 in Big 12 Conference Coaches' Poll

UDOKA AZUBUIKE

- Kareem Abdul-Jabbar Center of the Year Award Candidate (1 of 20)
- Preseason All-Big 12 Honorable Mention

DEVON DOTSON

- Bob Cousy Point Guard of the Year Award Candidate (1 of 20)

QUENTIN GRIMES

- Big 12 Newcomer of the Week (11.12.18)
- Wooden Award Preseason Watch List (1 of 50)
- Naismith Trophy Watch List (1 of 50)
- Jerry West Shooting Guard of the Year Candidate (1 of 20)
- Preseason Big 12 Freshman of the Year
- Preseason All-Big 12 Honorable Mention

DEDRIC LAWSON

- Big 12 Newcomer of the Week (12.3.18)
- Big 12 Player of the Week (11.26.18)
- NIT Season Tip-Off MVP & All-Tournament Team
- Big 12 Player of the Week (11.12.18)
- Wooden Award Preseason Watch List (1 of 50)
- NABC Player of the Year candidate (1 of 20)
- Naismith Trophy Watch List (1 of 50)
- Preseason Associated Press All-America
- Karl Malone Power Forward of the Year Award Candidate (1 of 20)
- Preseason All-Big 12 First Team

LAGERALD VICK

- Big 12 Player of the Week (12.3.18)
- NIT Season Tip-Off All-Tournament Team
- Big 12 Player of the Week (11.19.18)

DOUBLE-DOUBLE MACHINE

Redshirt junior F Detric Lawson leads the Big 12 with six double-doubles this season. Lawson entered the 2018-19 season with 36 double-doubles in his two seasons at Memphis. He had 17 as a freshman in 2015-16 and 19 as a sophomore in 2016-17.

Lawson's 42 career double-doubles are third on the NCAA Division I active list. Lawson is the only non-senior on the NCAA Division I top-10 list.

ACTIVE NCAA DI CAREER DOUBLE-DOUBLE LEADERS

RNK	PLAYER (TEAM)	GMS	DOUBLE-DOUBLES
1	James Thompson VI (E. Mich.)	110	61
2	Jordan Murphy (Minnesota)	108	53
3	Detric Lawson (Memphis/Kansas)	74	42
4	Devontae Cacok (UNC-Willmington)	107	41

Through games played on Dec. 16, 2018

KANSAS VS TOP-25 TEAMS

With its wins over No. 17 Villanova on Dec. 15, No. 5 Tennessee in the NIT title game on Nov. 23 and versus No. 10 Michigan State on Nov. 6, Kansas added to an impressive record against ranked teams during the Bill Self era. Under Self, Kansas is now 93-45 against AP-ranked opponents. In his first 15 seasons at KU, Self's Jayhawks have collected four wins or more over top-25 ranked foes in 12 of those seasons, which includes a 38-16 record from 2014-present.

KU's record against top-10 ranked opponents is even more impressive. KU is 18-4 against foes ranked inside the top-10 of the AP poll since 2013-14, including 4-1 in 2017-18. Last season, KU's top-10 wins included Kentucky, West Virginia, Texas Tech and Duke. Since Bill Self's first season, the Jayhawks are 13-3 against AP top-10 teams inside Allen Fieldhouse, which includes KU's current streak of nine-straight home victories against top-10 foes.

KU VS. AP TOP-25 TEAMS UNDER SELF

SEASON	RECORD	VS. TOP-10
2018-19	3-0	2-0
2017-18	8-4	4-1
2016-17	6-3	5-1
2015-16	12-4	4-1
2014-15	10-6	0-1
2013-14	7-2	3-0
2012-13	5-2	2-1
2011-12	7-5	6-4
2010-11	5-1	1-1
2009-10	8-1	2-0
2008-09	3-3	1-2
2007-08	5-2	3-1
2006-07	5-2	2-2
2005-06	3-3	1-2
2004-05	4-2	3-1
2003-04	2-5	1-2
TOTAL	93-45	40-20

TOP-10 TRIUMPHS

With its win over then-No. 5 Tennessee in the title game of the NIT Season Tip-Off on Nov. 23, Kansas extended an impressive streak. The Jayhawks' victory marked their 13th-straight over an Associated Press top-10 opponent in regular-season play. Since the 1996-97 season, no other team in the nation has strung together more than seven regular-season wins over top-10 foes. KU's last regular-season loss to a team ranked in the AP's top-10 came to No. 1 Kentucky in the 2014 Champions Classic (11/18/14).

Even more impressive, prior to its Champions Classic loss to the Wildcats in 2014, the Jayhawks amassed a streak of seven-straight regular-season top-10 victories. This means that Kansas is an astounding 20-1 in its last 21 regular-season contests against top-10 ranked squads.

Since Bill Self took the reins of the Jayhawks in 2003, KU is 40-20 against top-10 teams, which includes postseason play.

LONGEST REGULAR-SEASON WIN STREAKS VS. AP TOP-10 OPPONENTS (SINCE 1996-97)

SCHOOL	CONSEC. WINS	DATES
KANSAS	13	1/4/16 - PRESENT
Duke	7	2/28/98 - 2/3/99
Kentucky	7	1/29/02 - 1/3/2004
Syracuse	7	11/20/09 - 12/07/10
KANSAS	7	2/8/12 - 1/18/14

VICK MAKES 3-POINT HISTORY

Kansas senior Lagerald Vick recently recorded one of the best five-game shooting stretches in program history. In five outings from Nov. 12 to Dec. 1, the Memphis product combined for a 28-of-43 clip from 3-point range, good for 65.1 percent in that span.

His 28 triples are the most in program history for a Jayhawk over a five-game span. Only one other Jayhawk in school history who has hit 25 or more threes over a five-game stretch. "Downtown" Terry Brown (1989-91) connected on 25 or more treys over a string of five outings on two occasions during the 1990-91 season.

Vick's 65.1 percent shooting in that span has not been matched by another Jayhawk. The two closest are Brown and Sviatoslav Mykhailiuk. Over five games during the 2017-18 season, Mykhailiuk hit 22-of-41 3-point tries (53.7 percent) in the Jayhawks' first five outings of conference play.

MOST 3-POINTERS BY A JAYHAWK IN A FIVE-GAME SPAN

RNK	PLAYER	DATES	3PT-3PTA	3PT%
1	Lagerald Vick	11/12-12/1/18	28-43	65.1
2	Terry Brown	1/5-1/16/91	27-50	54.0
3	Terry Brown	1/2-1/12/91	25-49	51.0
t4	Svi Mykhailiuk	12/29/17-1/13/18	22-41	53.7
t4	Billy Thomas	12/30/97-1/10/98	22-47	46.8

UP NEXT



AT
ARIZONA STATE
Saturday, December 22
Tempe, Ariz.
Wells Fargo Arena (14,198)
8 p.m. (CT) | ESPN2

Though it has played four games away from Allen Fieldhouse, Kansas makes its first official road game of the 2018-19 season at No. 18/19 Arizona State, on Saturday, Dec. 22, in Tempe, Arizona.

This series is tied at 5-5 and dates back to 1961. Kansas has won two of the last three meetings. Last season, Arizona State defeated Kansas, 95-85, on Dec. 10, 2017, in Allen Fieldhouse. It was the first time a KU opponent had won by 10 or more points in Allen Fieldhouse since the 2010-11 season.

THIS DAY IN KANSAS BASKETBALL HISTORY

DECEMBER

18

Kansas is 19-8 all-time in games on Dec. 18

Dec. 18, 1954: For the first time in school history, Kansas scored 100 points in a game with a 100-72 victory over Rice in Hoch Auditorium. Head coach Phog Allen employed 20 Jayhawks for the game and 13 reached the scoring column. Guard Dallas Dobbs led KU with 18 points, while forward Gene Elstun scored 16 points. The team was led that season in scoring by Dobbs (15.9 ppg) and Elstun (14.2 ppg) and finished with an 11-10 record overall.

LAWSON CLAIMS SECOND BIG 12 NEWCOMER AWARD

Kansas redshirt junior Detric Lawson posted his Big 12-leading sixth double-double in the Jayhawks' 74-71 win versus No. 17/16 Villanova and was named the Big 12 Newcomer of the Week on Dec. 17.

Lawson scored a season-high 28 points and pulled down 12 rebounds against Villanova. He shot 66.7 percent (10-for-15) from the field, 77.8 percent (7-of-9) from the free throw line and tallied zero turnovers in 38 minutes against the Wildcats.

This is the second time this season Lawson has earned the newcomer honor and his fourth conference weekly award this season. The Memphis, Tennessee, forward was Big 12 Player of the Week Nov. 12 and 26 and also Newcomer of the Week on Dec. 2.

TOUGH COMPETITION

Many talk about how tough the Kansas schedule is for 2018-19. One look at KU's nonconference opponents shows that six foes were preseason selections in their respective league races, with an additional five picked for second-place finishes.

KU'S NON-CON OPPONENTS IN PRESEASON LEAGUE POLLS

CONFERENCE	OPPONENT	PRESEASON PICK
America East	Vermont (<i>W, 86-68</i>)	1st
Big East	Villanova (<i>W, 74-71</i>)	1st
	Marquette (<i>W, 77-68</i>)	2nd
Big Ten	Michigan St. (<i>W, 92-87</i>)	1st
Mid-American	Eastern Michigan	1st
Pac-12	Arizona State	6th
	Stanford (<i>W, 90-84 ot</i>)	9th
SEC	Kentucky	1st
	Tennessee (<i>W, 87-81 ot</i>)	2nd
Southern	Wofford (<i>W, 72-47</i>)	2nd
Summit	South Dakota	2nd
Sun Belt	Louisiana (<i>W, 89-76</i>)	2nd
WAC	New Mexico St. (<i>W, 63-60</i>)	1st

Preseason polls included both those from coaches and media panels

KANSAS IN THE NATIONAL POLLS

Kansas men's basketball returned to the top this week at No. 1 in both the Associated Press and the USA TODAY Coaches' polls released on Dec. 17.

Kansas has been ranked in each of the last 187 AP polls dating back to Feb. 3, 2009, which is the longest active streak in NCAA Division I. For the third time in poll history Kansas entered the season ranked No. 1 by Associated Press (AP), as the AP released its poll Oct. 22. Three days later, Oct. 25, Kansas was once again picked No. 1 in the USA TODAY Coaches' Poll.

This is the fifth-straight year the Jayhawks have opened the season in the top five of the coaches' poll. The No. 1 ranking marked the ninth time KU has been preseason No. 3 or higher in the coaches' poll. Additionally, it was the 13th time in the Bill Self era the Jayhawks have been preseason seventh or higher, including each of the last seven seasons.

PRESEASON ALL-BIG 12

Kansas' Detric Lawson, Quentin Grimes and Udoka Azubuike each garnered recognition on the 2018-19 Preseason All-Big 12 Team as voted on by the league's men's basketball coaches, the conference office announced Oct. 17.

Lawson was named the 2018-19 Preseason Big 12 Newcomer of the Year, while Grimes was dubbed the league's preseason freshman of the year. Lawson was also a preseason all-conference first-team selection, while Azubuike and Grimes secured preseason honorable mention honors. Coaches were not allowed to vote for their own student-athletes in the selection process.

PRESEASON BIG 12 POLL

For the eighth-straight season and 18th time in the 23-year history of the league, Kansas topped the men's basketball Big 12 Preseason Poll, announced by the league office Oct. 19. The Jayhawks received all of the possible nine first-place votes in 2018-19 for the fourth-consecutive season.

KU has captured 18 outright or shared Big 12 regular-season championships in the previous 22 campaigns. The program's 14 consecutive, from 2005-present, and 61 overall conference titles are both NCAA records.

Historically, in the previous 17 occurrences Kansas has been named the preseason favorite, the Jayhawks won the Big 12 regular-season on 15 occasions. This includes the first preseason poll in 1996-97 in which only a media poll was conducted.

PRESEASON BIG 12 COACHES POLL

RNK	TEAM (1ST PLACE VOTES)	POINTS
1	KANSAS (9)	81
2	Kansas State (1)	72
3	West Virginia	61
t4	TCU	54
t4	Texas	54
6	Iowa State	41
7	Texas Tech	36
8	Oklahoma	21
9	Baylor	20
10	Oklahoma State	10

PRESEASON STARTING FIVE

Kansas was well represented on the Naismith Basketball Hall of Fame's Starting 5 awards released Oct. 15-19. Of the five awards announced, which consisted of 20 candidates per category, Kansas had one student-athlete on four of the five lists. Freshman guard Devon Dotson is up for the Bob Cousy Point Guard of the Year Award, freshman guard Quentin Grimes for the Jerry West Shooting Guard of the Year Award, RS-junior forward Detric Lawson for the Karl Malone Power Forward of the Year Award and junior center Udoka Azubuike for the Kareem Abdul-Jabbar Center of the Year Award.

Historically, Kansas has had numerous student-athletes named as candidates and finalists, including last year with Devonte' Graham being a Cousy finalist. In 2017, Frank Mason III was the recipient of the Cousy Award.

Pay Heed, All Who Enter:
BEWARE OF "THE PHOG"

NATIONAL CHAMPIONS

1922, 1923, 1952, 1988, 2008

BIG 12 CHAMPIONS

1997*, 1998*, 1999^, 2002, 2003, 2005, 2006*, 2007*, 2008*, 2009, 2010*, 2011*, 2012, 2013*, 2014, 2015, 2016*, 2017, 2018*

*Regular season titles listed
* - Regular season & tournament champions
^ - Tournament champions only*

- Kansas has 2,257 all-time victories, second most in NCAA Division I history (Kentucky).
- From the 2008-09 season to the present (11 seasons) Kansas has held 352 of its 378 opponents under 50 percent shooting.
- KU has held opponents to fewer than 100 points in 565 of its last 567 games. The last team to score 100 on Kansas in a 40-minute game was Oklahoma (100-78) on Feb. 27, 1990.
- The Jayhawks have won 13-straight regular-season games against AP top-10 teams, as well as 20 of their last 21. Under Bill Self, KU is 40-20 against top-10 opponents, a figure that includes postseason play.
- KU has won at least 12 league games for 18-straight years, which is the longest active streak in the nation.
- Kansas won its 1,000th all-time conference game with a 83-50 win against Texas Tech (2/18/12). The Jayhawks won their 300th Big 12 game vs. Oklahoma (2/19/18).
- Each KU senior class since 1986-87 has won at least 100 games. Current KU senior Lagerald Vick has been a part of 104 wins while at Kansas. Last year's fourth-year seniors Devonte' Graham and Sviatoslav Mykhailiuk amassed 121 wins.
- Entering 2018-19, Bill Self has won 25 or more games in each of his last 13 seasons as a head coach.
- Kansas is the only team in the Big 12 to have a .500 winning percentage or better series record against every conference foe.
- Kansas is first in the conference in wins with a 302-64 record in Big 12 regular-season games. Texas is next at 225-141. Including the league postseason championship, Kansas is tops at 346-76, while Texas is second at 249-160.
- KU is the only Big 12 school to have won a regular-season championship with two different coaches (Roy Williams and Bill Self).
- Under Bill Self, Kansas is 116-8 (93.5 percent) in Big 12 home games: 8-0 in 2004, 7-1 in 2005, 7-1 in 2006, 7-1 in 2007, 8-0 in 2008, 8-0 in 2009, 8-0 in 2010, 7-1 in 2011, 9-0 in 2012, 8-1 in 2013, 9-0 in 2014, 9-0 in 2015, 9-0 in 2016, 8-1 in 2017 and 7-2 in 2018.
- Under Bill Self, Kansas has experienced only one regular-season conference sweep by a Big 12 opponent. In 103 regular-season Big 12 home-and-home series during the Self era, Kansas has 70 sweeps, 32 splits and has been swept once.

KU BY THE NUMBERS

14	Consecutive conference regular-season titles - 2005-06-07-08-09-10-11-12-13-14-15-16-17-18, a KU record and the longest in NCAA history.
15	Streaks of 10 or more consecutive wins in the Bill Self era.
15	30+ win seasons, including 2017-18, which ties an NCAA record.
18	Big 12 Conference regular-season championships for KU in the league's 22-year existence.
19	Undefeated home seasons at Allen Fieldhouse, including 2007-08, 2008-09, 2009-10, 2011-12, 2014-15, and 2015-16 under Bill Self.
20	Times a KU player or coach has been inducted into the Naismith Basketball Hall of Fame, which includes current head coach Bill Self.
23	Championships for Kansas in the Bill Self era - 14 Big 12 regular-season titles, eight Big 12 postseason championships and one NCAA.
23	Or more victories for Kansas in each of the past 29 seasons beginning in 1989-90.
24	Consecutive seasons Kansas has won 10 or more league games, starting in 1995 (55 times overall), which is the longest active streak in the nation.
29	Consecutive seasons KU has made the NCAA Tournament, the longest active streak in the nation and best all-time.
29	Consecutive seasons Kansas has won 20 or more games, including 2017-18, the longest active streak in the NCAA which began in 1989-90.
30	Consensus All-America First Team selections, including Devonte' Graham in 2017-18, the most of any NCAA Division I school.
31	Consecutive seasons Kansas has led its conference in home attendance, beginning in 1986-87.
61	Conference regular-season championships, most in NCAA Division I.
197	Kansas victories from the 2006-07 to 2011-12 seasons, the most in NCAA Division I history in a six-year span.
280	Consecutive sellouts in Allen Fieldhouse, dating back to 2001-02.
456	Victories for Bill Self, now in his 16th season at Kansas. He is the fastest KU coach to reach 456 wins and is the second-winningest coach in KU history.
777	All-time Kansas victories inside Allen Fieldhouse. The historic building opened in 1955 and KU holds a 777-113 record in its home venue.
2,257	All-time Kansas men's basketball victories; second-most in NCAA Division I history.

CONFERENCE SUCCESS

Kansas entered 2018-19 having won 18 of the 22 Big 12 regular-season titles (includes ties), including the last 14, which is an NCAA record. Kansas' 61 conference titles are the most in NCAA Division I. Kentucky is second with 54 and Penn third at 37. KU's 14-straight league titles, all under head coach Bill Self, is the longest active streak in NCAA Division I and the longest streak in school history.

CONSECUTIVE REG. SEASON TITLES

#	TEAM	CONFERENCE	SEASONS
14	KANSAS	Big 12	2005-18
13	UCLA	PAC-10	1967-79
11	Gonzaga	West Coast	2001-11
10	Connecticut	Yankee	1951-60
10	UNLV	Big West	1983-92

HISTORICALLY SPEAKING

Udoka Azubuike ended 2017-18 with the top field goal percentage in NCAA Division I at 77.0 percent and he was the only player shooting 70 percent or better with a minimum of five shots made per game. Azubuike broke the Big 12 single-season record of 69.3 percent, previously set by Ricardo Ratliffe of Missouri in 2011-12.

With a minimum of 175 attempts, Azubuike broke the Kansas single-season field goal percentage record of 64.6 percent by Mark Randall in 1988-89. On the NCAA level, with a minimum of five makes per game, Azubuike's 77.0 percent ranks second all-time behind Devontae Cacok of UNC-Wilmington, who set the NCAA record two seasons ago at (2016-17) at 80.0 percent.

KU SINGLE SEASON FIELD GOAL % LEADERS (MIN. 200 ATTEMPTS)

RNK	PLAYER (SEASON)	FG	FGA	FG%
1	Udoka Azubuike (2018)	211	274	.770
2	Mark Randall (1989)	201	311	.646
3	Mark Randall (1991)	205	319	.643
4	Richard Scott (1992)	138	216	.639
5	Darnell Jackson (2008)	171	273	.626

KU SIGNS TWO IN EARLY SIGNING PERIOD

Combo guards Issac "Mackey" McBride and Christian Braun have each signed a National Letter of Intent to play men's basketball at Kansas, KU head coach Bill Self announced Nov. 14, the first day of the signing period.

A 6-foot-1, 180-pound guard from Little Rock, Arkansas, McBride has rewritten the record book at Baptist Preparatory School. In guiding Baptist Prep to three-straight state championships, McBride set the school's single-season scoring record with 707 points his sophomore year in 2016-17. As a junior, he broke his own mark by scoring 883 points in 2017-18, which included a school-record 46-point game. In that, McBride averaged 24.5 points, 4.0 rebounds, 2.5 assists and 1.6 steals per game in 2017-18.


McBride is a two-time all-state selection and was the most valuable player of the last two state tournaments his sophomore and junior seasons. A four-star recruit who is ranked 109 by Rivals.com, McBride is the highest-ranked player in the state of Arkansas. He plays AAU basketball for the Arkansas Hawks.

Originally from Burlington, Kansas, Braun (6-foot-6, 180 pounds) moved to Overland Park, Kansas, his freshman year high school and has won back-to-back 6A state championships his sophomore and junior seasons at Blue Valley Northwest High School. A four-star prospect who is ranked No. 112 by Rivals.com, last year Braun averaged 14.2 points, 5.1 rebounds and 3.1 assists as a junior at Blue Valley Northwest. Braun plays for MoKan on the AAU circuit.

WHAT TO LOOK FOR IN 2018-19

- Lagerald Vick has 934 career points and is 66 from becoming the 61st Jayhawk to score 1,000 career points.
- Vick has 133 career 3-pointers made which ranks 20th on the KU career list. His seven against Stanford (12/1) moved him into the KU top 20.
- Udoka Azubuike has 88 career blocked shots and his 60 last season were the most since Joel Embiid swatted 72 in 2013-14. Azubuike is 12 shy of becoming the 20th player in school history to record 100 blocked shots.
- Not far behind Azubuike's blocked shots is junior Mitch Lightfoot with 71 career swats in two-plus seasons.
- Azubuike has a career field goal percentage of 74.5 as he is 274-for-368. The KU career field goal percentage record, with a minimum of 500 attempts, is 62.0 by Mark Randall (643-for-1,037 in 1987, 89-91).
- Kansas is 11 wins shy from winning its 1,100th conference game. All-time, the Jayhawks are 1,089-364 in league play and are 302-64 in the Big 12.

JAYHAWKS IN THE NBA




CHECK DIALLO
6-9 | 220 | New Orleans | KU from 2015-16

2018-19 STATS

PPG	RPG	BLKPG	PER
3.8	3.9	0.6	16.80

CAREER

PPG	RPG	BLKPG
4.7	4.1	0.4




MARCUS MORRIS
6-9 | 235 | Boston | KU from 2009-11

2018-19 STATS

PPG	RPG	BLKPG	PER
14.9	6.3	0.1	16.57

CAREER

PPG	RPG	BLKPG
11.4	4.5	0.2




JOEL EMBIID
7-0 | 250 | Philadelphia | KU from 2013-14

2018-19 STATS

PPG	RPG	BLKPG	PER
26.5	13.3	1.9	24.48

CAREER

PPG	RPG	BLKPG
23.1	10.7	2.0




MARKIEFF MORRIS
6-9 | 235 | Washington | KU from 2009-11

2018-19 STATS

PPG	RPG	BLKPG	PER
11.6	5.4	0.7	13.06

CAREER

PPG	RPG	BLKPG
11.8	5.6	0.6



DEVONTE' GRAHAM
6-2 | 185 | Charlotte | KU from 2015-18

2018-19 STATS

PPG	APG	RPG	PER
2.4	1.2	0.6	8.11

CAREER

PPG	APG	RPG
2.4	1.2	0.6



SVI MYKHAILIUK
6-8 | 205 | Los Angeles | KU from 2015-18

2018-19 STATS

PPG	APG	RPG	PER
2.1	1.1	0.4	5.74

CAREER

PPG	APG	RPG
2.1	1.1	0.4




JOSH JACKSON
6-8 | 200 | Phoenix | KU from 2016-17

2018-19 STATS

PPG	APG	RPG	PER
8.8	2.2	3.4	8.21

CAREER

PPG	APG	RPG
12.0	1.7	4.2



KELLY OUBRE JR.
6-7 | 205 | Phoenix | KU from 2014-15

2018-19 STATS

PPG	APG	RPG	PER
13.0	0.7	4.4	14.03

CAREER

PPG	APG	RPG
8.2	0.7	3.5




FRANK MASON III
5-11 | 190 | Sacramento | KU from 2014-17

2018-19 STATS

PPG	APG	RPG	PER
5.0	2.9	1.3	11.82

CAREER

PPG	APG	RPG
7.0	2.8	2.1




WAYNE SELDEN JR.
6-5 | 230 | Memphis | KU from 2013-16

2018-19 STATS

PPG	APG	RPG	PER
6.2	1.4	1.5	9.88

CAREER

PPG	APG	RPG
7.5	1.5	1.5



BEN McLEMORE
6-5 | 201 | Sacramento | KU from 2012-13

2018-19 STATS

PPG	APG	RPG	PER
1.9	0.3	0.3	0.58

CAREER

PPG	APG	RPG
8.9	1.1	2.5



ANDREW WIGGINS
6-8 | 194 | Minnesota | KU from 2013-14

2018-19 STATS

PPG	APG	RPG	PER
16.4	2.2	3.8	12.02

CAREER

PPG	APG	RPG
19.5	2.1	4.1

PER or Player Efficiency Ranking is the overall rating of a player's per-minute statistical production. The league average is 15.00.

NBA JAYHAWKS SCHEDULE (DEC. 16-18)

SUNDAY, DECEMBER 16

Away	Home	Time (CT)	TV
Philadelphia	Cleveland	2:30 PM	
Los Angeles	Washington	5:00 PM	
Sacramento	Dallas	6:00 PM	
Miami	New Orleans	6:00 PM	

MONDAY, DECEMBER 17

Away	Home	Time (CT)	TV
Phoenix	New York	6:30 PM	
Sacramento	Minnesota	7:00 PM	
Philadelphia	San Antonio	7:30 PM	
Memphis	Golden State	9:30 PM	NBATV

TUESDAY, DECEMBER 18

Away	Home	Time (CT)	TV
Washington	Atlanta	6:30 PM	
Los Angeles	Brooklyn	6:30 PM	NBATV



JAYHAWKS CURRENTLY IN THE NBA (12)

PLAYER	YEARS AT KU	NBA SEASON	CURRENT TEAM
Check Diallo	2015-16	3rd	New Orleans
Joel Embiid	2013-14	4th	Philadelphia
Devonte' Graham	2015-18	1st	Charlotte
Josh Jackson	2016-17	2nd	Phoenix
Frank Mason III	2014-17	2nd	Sacramento
Ben McLemore	2012-13	6th	Sacramento
Marcus Morris	2009-11	8th	Boston
Markieff Morris	2009-11	8th	Washington
Svi Mykhailiuk	2015-18	1st	Los Angeles
Kelly Oubre Jr.	2014-15	4th	Phoenix
Wayne Selden Jr.	2013-16	3rd	Memphis
Andrew Wiggins	2013-14	5th	Minnesota

JAYHAWKS IN THE NBA DRAFT (Bill Self era)

YEAR	PLAYER	ROUND / OVERALL	TEAM
2005	Wayne Simien	1st / 29th	Miami
2007	Julian Wright *	1st / 13th	New Orleans
2008	Brandon Rush *	1st / 13th	Portland
2008	Darrell Arthur	1st / 27th	New Orleans
2008	Mario Chalmers	2nd / 34th	Minnesota
2008	Darnell Jackson	2nd / 52nd	Miami
2008	Sasha Kaun	2nd / 56th	Seattle
2010	Xavier Henry *	1st / 12th	Memphis
2010	Cole Aldrich *	1st / 11th	New Orleans
2011	Marcus Morris *	1st / 13th	Houston
2011	Markieff Morris *	1st / 14th	Phoenix
2011	Josh Selby	2nd / 49th	Memphis
2012	Thomas Robinson *	1st / 5th	Sacramento
2012	Tyshawn Taylor	2nd / 41st	Portland
2013	Ben McLemore *	1st / 7th	Sacramento
2013	Jeff Withey	2nd / 39th	Portland
2014	Andrew Wiggins *	1st / 1st	Cleveland
2014	Joel Embiid *	1st / 3rd	Philadelphia
2015	Kelly Oubre Jr.	1st / 15th	Atlanta
2016	Cheick Diallo	2nd / 33rd	New Orleans
2017	Josh Jackson *	1st / 4th	Phoenix
2017	Frank Mason III	2nd / 34th	Sacramento
2018	Devonte' Graham	2nd / 34th	Charlotte
2018	Svi Mykhailiuk	2nd / 47th	Los Angeles

* - lottery pick (top 14)

QUICK FACTS - JAYHAWKS IN THE NBA

- 74 Jayhawks have competed at the NBA level, including 28 who were coached by **Bill Self** at KU and 12 currently in the league.
- Bill Self** has coached 24 NBA Draft picks at KU, including 10 lottery picks.
- 33 Jayhawks have been picked in the first round of the NBA Draft.
- 12 Jayhawks have won 18 NBA titles, most recently Sasha Kaun with the 2015-16 Cleveland Cavaliers.
- Three Jayhawks have earned NBA Finals MVP honors: **Wilt Chamberlain** (1972, L.A. Lakers), **Jo Jo White** (1976, Boston) and **Paul Pierce** (2008, Boston).
- Wilt Chamberlain** earned NBA MVP honors four times (1960, 1966, 1967, 1968) in his 15-year NBA career.
- 16 Jayhawks have had NBA careers lasting 10 seasons or longer.



BILL SELF

HEAD COACH

Oklahoma State '85
16th Season at Kansas
26th Season Overall

Family: Cindy (wife), Lauren (daughter),
Tyler (son), Ella (granddaughter)

CAREER RECORD // YEAR-BY-YEAR

YEAR	OVERALL W-L / %	CONF. W-L / %	NOTE
ORAL ROBERTS (1993-97)			
1993-94	6-21 .222	- -	None
1994-95	10-17 .370	- -	None
1995-96	18-9 .667	- -	None
1996-97	21-7 .750	- -	NIT
TULSA (1997-2000)			
1997-98	19-12 .613	9-5 .643	3rd WAC
1998-99	23-10 .697	9-5 .643	t-1st WAC / NCAA Rnd of 32
1999-00	32-5 .865	12-2 .857	1st WAC / NCAA Elite Eight
ILLINOIS (2000-03)			
2000-01	27-8 .771	13-3 .813	t-1st Big Ten / NCAA Elite Eight
2001-02	26-9 .743	11-5 .688	t-1st Big Ten / NCAA Sweet 16
2002-03	25-7 .781	11-5 .688	* 2nd Big Ten / NCAA Rnd of 32
KANSAS (2003-present)			
2003-04	24-9 .727	12-4 .750	2nd Big 12 / NCAA Elite Eight
2004-05	23-7 .767	12-4 .750	t-1st Big 12 / NCAA Rnd of 64
2005-06	25-8 .758	13-3 .813	* t-1st Big 12 / NCAA Rnd of 64
2006-07	33-5 .868	14-2 .875	* 1st Big 12 / NCAA Elite Eight
2007-08	37-3 .925	13-3 .813	* t-1st Big 12 / NCAA Champions
2008-09	27-8 .771	14-2 .875	1st Big 12 / NCAA Sweet 16
2009-10	33-3 .917	15-1 .938	* 1st Big 12 / NCAA Rnd of 32
2010-11	35-3 .921	14-2 .875	* 1st Big 12 / NCAA Elite Eight
2011-12	32-7 .821	16-2 .889	1st Big 12 / NCAA Runner-Up
2012-13	31-6 .838	14-4 .778	* t-1st Big 12 / NCAA Sweet 16
2013-14	25-10 .714	14-4 .778	1st Big 12 / NCAA Rnd of 32
2014-15	27-9 .750	13-5 .722	1st Big 12 / NCAA Rnd of 32
2015-16	33-5 .868	15-3 .833	* 1st Big 12 / NCAA Elite Eight
2016-17	31-5 .861	16-2 .889	1st Big 12 / NCAA Elite Eight
2017-18	31-8 .795	13-5 .722	* 1st Big 12 / NCAA Final Four
2018-19	9-0 1.000	- -	
TOTAL	663-201 .767	273 - 71 .794	
KANSAS	456-96 .826	208 - 46 .819	22 Big 12 titles (14 reg. season, 8 tourney)
ILLINOIS	78-24 .765	35-13 .729	Three Big Ten titles (2 reg. season, 1 tourney)
TULSA	74-27 .733	30-12 .714	Two WAC titles / 4-2 NCAA tourney record
ORU	55-54 .505	- -	

* - won conference tournament

Note - Oral Roberts was independent during Self's tenure, so all games played at ORU were nonconference.

KANSAS RECORD // HOME-ROAD-NEUTRAL

	W	L	%
HOME (AFH) AT KU	239	13	.948
HOME (SPRINT CENTER) AT KU *	9	3	.750
ROAD AT KU	106	47	.693
NEUTRAL AT KU	102	33	.756
TOTAL	456	96	.826

* Since 2007-08, regular-season games played at Sprint Center on the KU season-ticket package are considered home games.

In Conference Tournament (at Kansas)	39-12 (30-7)
In NCAA Tournament (at Kansas)	47-19 (37-14)
In Postseason Play (at Kansas)	86-31 (67-21)
In Overtime (at Kansas)	29-13 (22-9)

NATIONAL CHAMPION

2008



CONFERENCE CHAMPION

18 REGULAR SEASON TITLES
9 TOURNAY TITLES

HALL OF FAME CLASS OF 2017 INDUCTEE



TROPHY CASE

- **NCAA Championship title** (2008)
- **NCAA Final Four** (2008, 2012, 2018)
- **18 Regular Season Conference Titles:** 2 at Tulsa (1999, 2000); 2 at Illinois (2001, 2002); 14 at Kansas (2005, 2006, 2007, 2008, 2009, 2010, 2011, 2012, 2013, 2014, 2015, 2016, 2017, 2018)
- **9 Conference Tournament Titles:** 1 at Illinois (2003); 8 at Kansas (2006, 2007, 2008, 2010, 2011, 2013, 2016, 2018)

CAREER HONORS

- **Naismith Memorial Basketball Hall of Fame**
Class of 2017 inductee
- **National Coach of the Year** - 2000 (*Sporting News*; Wooden), 2009 (Yahoo! Sports; *Sporting News*; Athlon Sports; CBSSports.com; USBWA; AP; CBS/Chevrolet; ESPN.com), 2012 (*Sporting News*; Adolph Rupp; Naismith), 2016 (AP, Bleacher Report, *USA Today*)
- **Conference Coach of the Year** - 2000 (WAC), 2006 (Big 12), 2009 (Big 12), 2011 (Big 12), 2012 (co-Big 12), 2015 (Big 12 by AP), 2016 (Big 12 by AP), 2017 (Big 12), 2018 (co-Big 12 and AP)
- **Wooden Award "Legends of Coaching"** - 2013
- **Oklahoma Sports Hall of Fame** - 2013 induction
- **Wayman Tisdale Humanitarian Award** (USBWA) - 2014
- **Mannie Jackson - Basketball's Human Spirit Award** (Naismith Hall of Fame) - 2015
- **Winged Foot Award** (for national champion coach) - 2008
- **Naismith Coach of the Year Finalist** (Atlanta Tipoff Club) - 2000, 2001, 2002, 2003, 2009, 2012, 2017

NOTES

- Bill Self was named the eighth coach in Kansas basketball history on April 21, 2003.
- In September 2017, Self was inducted into the Naismith Memorial Basketball Hall of Fame in Springfield, Massachusetts.
- Self won his 600th career game on Dec. 6, 2016, with KU's 105-62 win against UMKC. He became the 46th coach in NCAA Division I to accomplish the feat and the ninth fastest.
- While at Kansas, Self has won a national championship, a KU- and NCAA-record 14-straight regular-season Big 12 Conference titles and eight league tournament championships.
- At Kansas, Self has won more regular-season league titles (14) than he has home losses (13) in Allen Fieldhouse. With KU's win versus Siena (11/18/16), Self became the winningest coach in Allen Fieldhouse, posting his 207th victory in the venue.
- In his first trip to the Final Four in 2008, Self's team won the title. Self is one of 11 active coaches in NCAA Division I to have won a national title. Kansas' 14-straight conference titles (2005-18) is the longest streak in NCAA Division I history.
- In Self's first 15 seasons at Kansas, he has coached 11 NBA Lottery selections including Andrew Wiggins and Joel Embiid, the No. 1 and No. 3 overall selections in the 2014 NBA Draft. Wiggins was the second-ever Jayhawk to go No. 1 with the other being Danny Manning in 1988.
- Self has guided his teams to 20-straight 23-win seasons dating back to 1998-99.
- Self's teams have won 18 league crowns in the last 20 years, including the 2018 title. The other two seasons resulted in runner-up conference finishes.
- Kansas' four-straight 30-win seasons from 2009-10 to 2012-13 are the most consecutive 30-win seasons in NCAA history (note: Memphis did it from 2006-09 yet later vacated the 2008 season).
- Self was the head coach for Team USA's U18 team that competed and won gold at the 2018 FIBA Americas Championship held in St. Catherines, Canada, in the summer of 2018.
- Self is one of five coaches in NCAA Division I history to have led three different teams - Tulsa, Illinois and Kansas - to the NCAA Elite Eight, including seven times with KU (2004-07-08-11-12-16-17). The other coaches are: Gene Bartow, John Calipari, Rick Pitino and Eddie Sutton.
- A 1985 graduate of Oklahoma State, Self began his coaching career as a graduate assistant at Kansas in 1985-86 under head coach Larry Brown. He then returned to his alma mater as an assistant for seven seasons under coaches Leonard Hamilton and Eddie Sutton. His first head coaching job was at Oral Roberts in 1993-94, then Tulsa (1997-98), Illinois (2000-03) and Kansas (2003-present).

MARCUS GARRETT

Sophomore • Guard • 6-5 • 195 • Dallas, Texas • Skyline HS

SEASON STATS

PPG	RPG	APG	FG%	3FG%	FT%
5.9	3.3	2.4	32%	25%	59%

LAST GAME VS. VILLANOVA (12.15.18)

MIN	PTS	REBS	ASTS	BLKS	STLS
37	1	4	3	1	4

2017-18: Pulled down five or more rebounds in 12 games ... Had 12 games with multiple steals in 2017-18 ... Scored in double figures five times ... Recorded two double-doubles ... Had seven starts with six in Big 12 play ... Had a season-high 13 points vs. Texas Southern (11/21) ... co-Big 12 Newcomer of the Week (11/7) ... 2017 Texas HS Gatorade Player of the Year.



CAREER HONORS

Co-Big 12 Newcomer of the Week (11.13.17)

CAREER HIGHS

Points	13	vs. Texas Southern (11.21.17)
Field Goals	5	vs. Oakland (11.24.17)
Field Goal Att.	13	vs. Marquette (11.21.18)
3PT Field Goals	3	vs. Texas Southern (11.21.17)
3PT Field Goal Att.	5	vs. Texas Southern (11.21.17)
Free Throws	4	vs. Louisiana (11.16.18)
Free Throw Att.	8	vs. Baylor (1.20.18)
Rebounds	11	vs. Texas Southern (11.21.17)
Assists	5	vs. Louisiana (11.16.18)
Blocks	2	vs. Marquette (11.21.18)
		vs. Texas Southern (11.21.17)
Steals	4	vs. Villanova (12.15.18)
		vs. Stanford (12.1.18)
		vs. South Dakota St. (11.17.17)
Minutes	37	vs. Villanova (12.15.18)

MISCELLANEOUS

	FR	SO	CAREER
Double-Doubles	2	-	2
10+ Points	5	2	7
20+ Points	0	-	0
5+ Rebounds	12	2	14
10+ Rebounds	2	-	2
5+ Assists	0	1	1
2+ 3PT Field Goals	2	1	3
2+ Steals	12	4	16
2+ Blocks	1	1	2
Led Team in Pts.	0	-	0
Led Team in Rebs.	4	-	4
Led Team in Assists	0	3	3
Led Team in Steals	8	3	11
Led Team in Blocks	2	2	4

2018-19 GAME-BY-GAME

OPPONENT (Date)	MP	FG-A	PCT	3PT-A	PCT	FT-A	PCT	O-D-T	PF	A	TO	BLK	ST	TP
vs. Michigan State (11.6)	14	1-3	.333	0-0	---	2-2	1.000	0-1-1	4	2	0	0	0	4
VERMONT (11.12)	26	1-6	.167	0-1	.000	2-2	1.000	1-4-5	1	3	0	0	2	4
LOUISIANA (11.16)	24	1-3	.333	0-2	.000	4-6	.667	1-1-2	0	5	2	0	1	6
vs. Marquette (11.21)	28	4-13	.308	1-3	.333	2-5	.400	1-2-3	0	0	0	2	1	11
vs. Tennessee (11.23)								DNP - INJURED						
STANFORD (12.1)	33	2-5	.400	0-0	---	0-0	---	0-1-1	0	1	2	0	4	4
^WOFFORD (12.4)	30	2-6	.333	1-4	.250	2-3	.667	0-7-7	1	3	0	1	2	7
^NEW MEXICO STATE (12.8)	31	4-7	.571	2-4	.500	0-2	.000	1-2-3	3	2	1	0	0	10
^VILLANOVA (12.15)	37	0-4	.000	0-2	.000	1-2	.500	3-1-4	1	3	1	1	4	1
SOUTH DAKOTA (12.18)														
at Arizona State (12.22)														
EASTERN MICHIGAN (12.29)														
OKLAHOMA (1.2)														
at Iowa State (1.5)														
TCU (1.9)														
at Baylor (1.12)														
TEXAS (1.14)														
at West Virginia (1.19)														
IOWA STATE (1.12)														
at Kentucky (1.26)														
at Texas (1.29)														
TEXAS TECH (2.2)														
at Kansas State (2.5)														
OKLAHOMA STATE (2.9)														
at TCU (2.11)														
WEST VIRGINIA (2.16)														
at Texas Tech (2.23)														
KANSAS STATE (2.25)														
at Oklahoma State (3.2)														
at Oklahoma (3.5)														
BAYLOR (3.9)														
TOTAL	223	15-47	.319	4-16	.250	13-22	.591	7-19-26	10	19	6	4	14	47

^ Starter

CAREER YEAR-BY-YEAR STATISTICS

SEASON	GP	GS	MIN	AVG	FG	FGA	PCT	3FG	3FGA	PCT	FT	FTA	PCT	OFF	DEF	TOT	AVG	PF	FO	AST	TO	BLK	STL	PTS	AVG
2017-18	39	7	748	19.2	62	136	.456	12	45	.267	25	51	.490	36	95	131	3.4	60	0	44	30	8	35	161	4.1
2018-19	8	3	223	27.9	15	47	.319	4	16	.250	13	22	.591	7	19	26	3.3	10	0	19	6	4	14	47	5.9
TOTAL	47	10	971	20.7	77	183	.421	16	61	.262	38	73	.521	43	114	157	3.3	70	0	63	36	12	49	208	4.4



DEDRIC LAWSON (DEE-drick)

RS-Junior • Forward • 6-9 • 235 • Memphis, Tenn. • Hamilton HS • Memphis

SEASON STATS

PPG	RPG	APG	FG%	3FG%	FT%
20.1	10.8	2.7	49%	20%	77%

LAST GAME VS. VILLANOVA (12.15.18)

MIN	PTS	REBS	ASTS	BLKS	STLS
38	28	12	1	0	0

A transfer from Memphis who sat out the 2017-18 season due to NCAA rules ... Has two years of eligibility remaining beginning in the 2018-19 season ... A double-double machine having 36 in two seasons while at Memphis (17 as a freshman and 19 as a sophomore) ... Led Memphis in scoring both his freshman and sophomore seasons.

CAREER HONORS

- Big 12 Newcomer of the Week (12.2.18)
- Big 12 Player of the Week (11.26.18)
- NIT Season Tip-Off Most Valuable Player
- Big 12 Player of the Week (11.12.18)
- Wooden Award Preseason Watch List (1 of 50)
- NABC Player of the Year candidate (1 of 20)
- Naismith Trophy Watch List (1 of 50)
- Preseason Associated Press All-America
- Karl Malone Power Forward of the Year Award Candidate (1 of 20)
- Preseason All-Big 12 First Team
- All-American Athletic Conference First Team [2016-17]
- NABC All-District Team [2016-17]
- Colleg Insider.com Freshman All-America Team [2016]
- American Athletic Conference Rookie of the Year [2015-16]
- NABC All-District Team [2015-16]
- American Athletic Conference All-Tournament Team [2016]
- All-American Athletic Conference Second Team [2015-16]

CAREER HIGHS (*AT MEMPHIS)

Points	*35	vs. Iowa (11.26.16)
Field Goals	*15	vs. Iowa (11.26.16)
Field Goal Att.	*22	vs. Temple (2.12.17)
	*22	vs. Iowa (11.26.16)
3PT Field Goals	*4	at Tulsa (1.11.17)
3PT Attempts	*9	at Tulsa (1.11.17)
Free Throws	*14	at UCF (2.4.17)
Free Throw Att.	*14	at UCF (2.4.17)
Rebounds	*16	at Tulane (2.13.16)
Assists	*8	vs. So. Carolina (12.30.16)
Steals	*3	7x, last vs. Tulsa (2.7.17)
Blocks	*8	vs. UAB (12.10.16)
Minutes	41	vs. Tennessee (11.23.18)

MISCELLANEOUS (*AT MEMPHIS)

	*FR	*SO	R-JR	CAREER
Double-Doubles	17	19	6	42
10+ Points	26	30	8	64
20+ Points	11	15	7	33
30+ Points	0	1	0	1
5+ Rebounds	28	32	9	70
10+ Rebounds	19	20	6	45
3+ Assists	17	18	4	39
2+ 3PT Field Goals	8	8	-	16
2+ Steals	10	13	3	26
2+ Blocks	14	17	3	35
Led Team in Pts.	14	16	4	34
Led Team in Rebs.	21	19	7	37
Led Team in Assists	10	7	2	19
Led Team in Steals	5	10	-	15
Led Team in Blocks	15	25	3	43

2018-19 GAME-BY-GAME

OPPONENT (Date)	MP	FG-A	PCT	3PT-A	PCT	FT-A	PCT	O-D-T	PF	A	TO	BLK	ST	TP
^vs. Michigan State (11.6)	38	5-18	.278	0-2	.000	10-12	.833	4-10-14	2	6	2	2	2	20
^VERMONT (11.12)	19	0-6	.000	0-0	---	0-0	---	1-6-7	4	2	3	0	1	0
^LOUISIANA (11.16)	27	6-11	.545	0-1	.000	7-10	.700	4-2-6	3	3	5	0	1	19
^vs. Marquette (11.21)	33	9-16	.563	1-1	1.000	7-7	1.000	4-8-12	3	3	1	2	0	26
^vs. Tennessee (11.23)	41	9-16	.563	0-2	.000	6-11	.545	5-8-13	3	5	2	0	1	24
^STANFORD (12.1)	36	7-16	.438	0-1	.000	10-11	.909	4-11-15	5	2	2	0	2	24
^WOFFORD (12.4)	35	10-17	.588	0-4	.000	0-0	---	2-6-8	2	1	1	3	2	20
^NEW MEXICO STATE (12.8)	31	8-15	.533	1-2	.500	3-5	.600	5-5-10	0	1	2	1	1	20
^VILLANOVA (12.15)	38	10-15	.667	1-2	.500	7-9	.778	2-10-12	4	1	0	0	0	28
SOUTH DAKOTA (12.18)														
at Arizona State (12.22)														
EASTERN MICHIGAN (12.29)														
OKLAHOMA (1.2)														
at Iowa State (1.5)														
TCU (1.9)														
at Baylor (1.12)														
TEXAS (1.14)														
at West Virginia (1.19)														
IOWA STATE (1.12)														
at Kentucky (1.26)														
at Texas (1.29)														
TEXAS TECH (2.2)														
at Kansas State (2.5)														
OKLAHOMA STATE (2.9)														
at TCU (2.11)														
WEST VIRGINIA (2.16)														
at Texas Tech (2.23)														
KANSAS STATE (2.25)														
at Oklahoma State (3.2)														
at Oklahoma (3.5)														
BAYLOR (3.9)														
TOTAL	298	64-130	.492	3-15	.200	50-65	.769	31-66-97	26	24	18	8	10	181

^ Starter

CAREER YEAR-BY-YEAR STATISTICS (*AT MEMPHIS)

SEASON	GP	GS	MIN	AVG	FG	FGA	PCT	3FG	3FGA	PCT	FT	FTA	PCT	OFF	DEF	TOT	AVG	PF	FO	AST	TO	BLK	STL	PTS	AVG	
2015-16*	33	32	1062	32.2	182	445	.409	28	80	.350	129	182	.709	104	203	307	9.3	86	2	84	104	55	39	521	15.8	
2016-17*	32	32	1104	34.5	216	469	.461	30	111	.270	152	205	.741	92	225	317	9.9	81	1	105	76	68	41	614	19.2	
2017-18																										
REDSHIRT SEASON																										
2018-19	9	9	298	33.1	64	130	.492	3	15	.200	50	65	.769	31	66	97	10.8	26	1	24	18	8	10	181	20.1	
TOTAL	74	73	2464	33.3	462	1044	.443	61	206	.296	331	452	.732	227	494	721	9.7	193	4	213	198	131	90	1316	17.8	



CHARLIE MOORE

RS-Sophomore • Guard • 5-11 • 180 • Chicago, Ill. • Morgan Park HS • California

SEASON STATS

PPG	RPG	APG	FG%	3FG%	FT%
3.4	1.3	1.2	26%	14%	80%

LAST GAME VS. VILLANOVA (12.15.18)

MIN	PTS	REBS	ASTS	BLKS	STLS
17	2	1	0	0	0

A transfer from California following the 2016-17 season ... Sat out 2017-18 due to transfer rules ... One of 28 invited to tryout for the USA Basketball U19 team in the summer of 2017 ... Started all 34 games while at California during his freshman year in 2016-17 ... Averaged 28.8 minutes, 12.2 points and 3.5 assists while at California ... Scored 10 or more points in 22 games, including four 20-point efforts his freshman year at California.

CAREER HONORS

Pac-12 All-Freshman Honorable Mention [2016-17]

Pac-12 Player of the Week [11.21.16]

CAREER HIGHS (*AT CALIFORNIA)

Points	*38	vs. UC Irvine (11.16.16)
Rebounds	*6	vs. Oregon State (2.24.17) at Oregon (1.19.17)
Field Goals	*10	vs. UC Irvine (11.16.16)
Field Goal Att.	*20	vs. UC Irvine (11.16.16)
3PT Field Goals	*5	vs. Colorado (2.5.17)
3-Point Att.	*8	vs. Colorado (2.5.17)
Free Throws	*15	vs. UC Irvine (11.16.16)
Free Throw Att.	*17	vs. UC Irvine (11.16.16)
Assists	*8	vs. Colorado (2.5.17) vs. Stanford (1.29.17)
Steals	*4	vs. UC Davis (12.10.16)
Blocks	1	vs. Wofford (12.4.18)
Minutes	*41	vs. Utah (2.2.17)

MISCELLANEOUS (*AT CALIFORNIA)

	*FR	R-SO	CAREER
Double-Doubles	-	-	0
10+ Points	22	-	22
20+ Points	4	-	4
5+ Rebounds	2	-	2
5+ Assists	9	-	9
10+ Assists	-	-	0
2+ 3PT Field Goals	11	-	11
2+ Steals	8	1	9
2+ Blocks	-	-	0
Led Team in Pts.	6	-	6
Led Team in Rebs.	1	-	1
Led Team in Assists	21	-	21
Led Team in Steals	14	1	15
Led Team in Blocks	0	-	0

2018-19 GAME-BY-GAME

OPPONENT (Date)	MP	FG-A	PCT	3PT-A	PCT	FT-A	PCT	O-D-T	PF	A	TO	BLK	ST	TP
vs. Michigan State (11.6)	11	0-1	.000	0-1	.000	1-2	.500	2-1-3	3	0	0	0	0	1
VERMONT (11.12)	21	3-6	.500	1-3	.333	0-0	---	0-1-1	2	2	0	0	1	7
LOUISIANA (11.16)	21	0-5	.000	0-3	.000	0-0	---	0-4-4	2	3	1	0	0	0
vs. Marquette (11.21)	14	0-0	---	0-0	---	0-0	---	0-1-1	0	0	0	0	1	0
vs. Tennessee (11.25)	32	3-10	.300	1-4	.250	2-2	1.000	0-1-1	1	2	1	0	0	9
STANFORD (12.1)	16	0-1	.000	0-1	.000	3-4	.750	0-0-0	2	3	0	0	0	3
WOFFORD (12.4)	16	2-8	.250	0-5	.000	0-0	---	0-0-0	1	0	0	1	0	4
*NEW MEXICO STATE (12.8)	24	2-7	.286	1-5	.200	0-0	---	1-0-1	2	1	1	0	3	5
VILLANOVA (12.15)	17	0-1	.000	0-0	---	2-2	1.000	0-1-1	3	0	3	0	0	2
SOUTH DAKOTA (12.18)														
at Arizona State (12.22)														
EASTERN MICHIGAN (12.29)														
OKLAHOMA (1.2)														
at Iowa State (1.5)														
TCU (1.9)														
at Baylor (1.12)														
TEXAS (1.14)														
at West Virginia (1.19)														
IOWA STATE (1.12)														
at Kentucky (1.26)														
at Texas (1.29)														
TEXAS TECH (2.2)														
at Kansas State (2.5)														
OKLAHOMA STATE (2.9)														
at TCU (2.11)														
WEST VIRGINIA (2.16)														
at Texas Tech (2.23)														
KANSAS STATE (2.25)														
at Oklahoma State (3.2)														
at Oklahoma (3.5)														
BAYLOR (3.9)														
TOTAL	172	10-39	.256	3-22	.136	8-10	.800	3-9-12	16	11	6	1	5	31

^ Starter

CAREER YEAR-BY-YEAR STATISTICS (*AT CALIFORNIA)

SEASON	GP	GS	MIN	AVG	FG	FGA	PCT	3FG	3FGA	PCT	FT	FTA	PCT	OFF	DEF	TOT	AVG	PF	FO	AST	TO	BLK	STL	PTS	AVG	
2016-17*	34	34	980	28.8	135	348	.388	45	128	.352	99	131	.756	12	55	67	2.0	87	0	120	99	0	37	414	12.2	
2017-18																										
REDSHIRT SEASON																										
2018-19	9	1	172	19.1	10	39	.256	3	22	.136	8	10	.800	3	9	12	1.3	16	0	11	6	1	5	31	3.4	
TOTAL	43	35	1152	26.8	145	387	.375	48	150	.320	107	141	.759	15	64	79	1.8	103	0	131	105	1	42	445	10.3	



QUENTIN GRIMES

Freshman • Guard • 6-5 • 210 • The Woodlands, Texas • College Park HS

SEASON STATS

PPG	RPG	APG	FG%	3FG%	FT%
7.4	2.1	2.3	39%	37%	59%

LAST GAME VS. VILLANOVA (12.15.18)

MIN	PTS	REBS	ASTS	BLKS	STLS
14	1	0	1	0	0

A five-star combo guard who did the all-star game circuit following his senior year of high school ... Earned many high school All-American honors and was the state player of the year in Texas ... Ended up ranked No. 8 in the national recruiting rankings ... Has valuable USA Basketball experience, including a gold medal won in 2018 at the FIBA U18 Americas Championship, coached by Bill Self.

CAREER HONORS

Big 12 Newcomer of the Week (11.12.18)
 Jerry West Shooting Guard of the Year Candidate (1 of 20)
 Preseason Big 12 Freshman of the Year
 Preseason All-Big 12 Honorable Mention

CAREER HIGHS

Points	21	vs. Michigan State (11.6.18)
Field Goals	7	vs. Michigan State (11.6.18)
Field Goal Att.	14	vs. Michigan State (11.6.18)
3PT Field Goals	6	vs. Michigan State (11.6.18)
3PT Field Goal Att.	10	vs. Michigan State (11.6.18)
Free Throws	3	vs. Tennessee (11.23.18) vs. Marquette (11.21.18)
Free Throw Att.	6	vs. Tennessee (11.23.18)
Rebounds	4	vs. Tennessee (11.23.18) vs. Marquette (11.21.18)
Assists	10	vs. Vermont (11.12.18)
Blocks	-	
Steals	1	3x, last vs. Tennessee (11.23.18)
Minutes	32	vs. Wofford (12.4.18)

MISCELLANEOUS

	FRESHMAN/CAREER
Double-Doubles	1
10+ Points	3
20+ Points	1
5+ Rebounds	-
10+ Rebounds	-
3+ Assists	3
3+ 3PT Field Goals	1
2+ Steals	-
2+ Blocks	-
Led Team in Pts.	1
Led Team in Rebs.	-
Led Team in Assists	1
Led Team in Blocks	-

2018-19 GAME-BY-GAME

OPPONENT (Date)	MP	FG-A	PCT	3PT-A	PCT	FT-A	PCT	O-D-T	PF	A	TO	BLK	ST	TP
^vs. Michigan State (11.6)	30	7-14	.500	6-10	.600	1-2	.500	0-1-1	3	4	1	0	1	21
^VERMONT (11.12)	31	4-8	.500	2-4	.500	0-0	---	1-2-3	4	10	3	0	0	10
^LOUISIANA (11.16)	31	2-7	.286	1-2	.500	1-1	1.000	1-1-2	2	3	1	0	1	6
^vs. Marquette (11.21)	26	0-3	.000	0-1	.000	3-4	.750	0-4-4	4	0	2	0	0	3
^vs. Tennessee (11.23)	21	1-4	.250	0-2	.000	3-6	.500	0-4-4	0	0	2	0	1	5
^STANFORD (12.1)	16	1-6	.167	0-3	.000	0-0	---	0-1-1	2	0	1	0	0	2
^WOFFORD (12.4)	32	6-10	.600	1-4	.250	1-2	.500	0-3-3	1	1	0	0	0	14
^NEW MEXICO STATE (12.8)	18	2-5	.400	1-3	.333	0-0	---	0-1-1	3	2	4	0	0	5
^VILLANOVA (12.15)	14	0-2	.000	0-1	.000	1-2	.500	0-0-0	3	1	3	0	0	1
SOUTH DAKOTA (12.18)														
at Arizona State (12.22)														
EASTERN MICHIGAN (12.29)														
OKLAHOMA (1.2)														
at Iowa State (1.5)														
TCU (1.9)														
at Baylor (1.12)														
TEXAS (1.14)														
at West Virginia (1.19)														
IOWA STATE (1.12)														
at Kentucky (1.26)														
at Texas (1.29)														
TEXAS TECH (2.2)														
at Kansas State (2.5)														
OKLAHOMA STATE (2.9)														
at TCU (2.11)														
WEST VIRGINIA (2.16)														
at Texas Tech (2.23)														
KANSAS STATE (2.25)														
at Oklahoma State (3.2)														
at Oklahoma (3.5)														
BAYLOR (3.9)														
TOTAL	219	23-59	.390	11-30	.367	10-17	.588	2-17-19	22	21	17	0	3	67

^ Starter

CAREER YEAR-BY-YEAR STATISTICS

SEASON	GP	GS	MIN	AVG	FG	FGA	PCT	3FG	3FGA	PCT	FT	FTA	PCT	OFF	DEF	TOT	AVG	PF	FO	AST	TO	BLK	STL	PTS	AVG
2018-19	9	9	219	24.3	23	59	.390	11	30	.367	10	17	.588	2	17	19	2.1	22	0	21	17	0	3	67	7.4
TOTAL	9	9	219	24.3	23	59	.390	11	30	.367	10	17	.588	2	17	19	2.1	22	0	21	17	0	3	67	7.4



DEVON DOTSON

(deh-VAWN)

Freshman • Guard • 6-2 • 185 • Charlotte, N.C. • Providence Day School

SEASON STATS

PPG	RPG	APG	FG%	3FG%	FT%
11.0	3.2	2.4	52%	44%	79%

LAST GAME VS. VILLANOVA (12.15.18)

MIN	PTS	REBS	ASTS	BLKS	STLS
26	11	2	1	0	0

An explosive combo guard who picked up numerous postseason honors and played in all-star games following the 2017-18 season including McDonald's All-America and the Jordan Brand Classic ... Ended ranked No. 20 by Rivals.com, No. 21 by 247Sports.com and No. 24 by ESPN100.

CAREER HONORS

Bob Cousy Point Guard of the Year Award (1 of 20)

CAREER HIGHS

Points	17	vs. Tennessee (11.23.18)
Field Goals	6	vs. Wofford (12.4.18) vs. Michigan State (11.6.18)
Field Goal Att.	11	vs. Michigan State (11.6.18)
3PT Field Goals	3	vs. Michigan State (11.6.18)
3PT Field Goal Att.	5	vs. Michigan State (11.6.18)
Free Throws	6	vs. Tennessee (11.23.18)
Free Throw Att.	7	vs. Stanford (12.1.18) vs. Tennessee (11.23.18)
Rebounds	6	vs. Vermont (11.12.18)
Assists	4	vs. Stanford (12.1.18) vs. Marquette (11.21.18)
Blocks	-	
Steals	3	3x, last vs. Wofford (12.4.18)
Minutes	43	vs. Stanford (12.1.18)

MISCELLANEOUS

	FRESHMAN/CAREER
Double-Doubles	-
10+ Points	6
20+ Points	-
5+ Rebounds	1
10+ Rebounds	-
3+ Assists	5
3+ 3PT Field Goals	1
2+ Steals	5
2+ Blocks	-
Led Team in Pts.	-
Led Team in Rebs.	-
Led Team in Assists	3
Led Team in Steals	4
Led Team in Blocks	-

2018-19 GAME-BY-GAME

OPPONENT (Date)	MP	FG-A	PCT	3PT-A	PCT	FT-A	PCT	O-D-T	PF	A	TO	BLK	ST	TP
^vs. Michigan State (11.6)	34	6-11	.545	3-5	.600	1-2	.500	0-2-2	3	3	4	0	3	16
^VERMONT (11.12)	27	3-5	.600	1-2	.500	0-0	---	2-4-6	1	0	1	0	2	7
^LOUISIANA (11.16)	20	2-6	.333	0-2	.000	0-0	---	0-3-3	2	3	1	0	0	4
^vs. Marquette (11.21)	31	4-7	.571	0-0	---	2-2	1.000	1-2-3	2	4	1	0	3	10
^vs. Tennessee (11.23)	40	5-8	.625	1-1	1.000	6-7	.857	1-3-4	2	2	2	0	0	17
^STANFORD (12.1)	43	3-7	.429	0-0	---	4-7	.571	0-2-2	3	4	0	0	2	10
^WOFFORD (12.4)	30	6-9	.667	1-3	.333	3-3	1.000	0-3-3	3	3	2	0	3	16
^NEW MEXICO STATE (12.8)	39	3-8	.375	0-2	.000	2-3	.667	2-2-4	2	2	3	0	1	8
^VILLANOVA (12.15)	26	3-6	.500	1-1	1.000	4-4	1.000	1-1-2	4	1	2	0	0	11
SOUTH DAKOTA (12.18)														
at Arizona State (12.22)														
EASTERN MICHIGAN (12.29)														
OKLAHOMA (1.2)														
at Iowa State (1.5)														
TCU (1.9)														
at Baylor (1.12)														
TEXAS (1.14)														
at West Virginia (1.19)														
IOWA STATE (1.12)														
at Kentucky (1.26)														
at Texas (1.29)														
TEXAS TECH (2.2)														
at Kansas State (2.5)														
OKLAHOMA STATE (2.9)														
at TCU (2.11)														
WEST VIRGINIA (2.16)														
at Texas Tech (2.23)														
KANSAS STATE (2.25)														
at Oklahoma State (3.2)														
at Oklahoma (3.5)														
BAYLOR (3.9)														
TOTAL	290	35-67	.522	7-16	.438	22-28	.786	7-22-29	22	22	16	0	14	99

^ Starter

CAREER YEAR-BY-YEAR STATISTICS

SEASON	GP	GS	MIN	AVG	FG	FGA	PCT	3FG	3FGA	PCT	FT	FTA	PCT	OFF	DEF	TOT	AVG	PF	FO	AST	TO	BLK	STL	PTS	AVG
2018-19	9	9	290	32.2	35	67	.522	7	16	.438	22	28	.786	7	22	29	3.2	22	0	22	16	0	14	99	11.0
TOTAL	9	9	290	32.2	35	67	.522	7	16	.438	22	28	.786	7	22	29	3.2	22	0	22	16	0	14	99	11.0

CHRIS TEAHAN

Sophomore • Guard • 6-4 • 175 • Leawood, Kan. • Rockhurst HS



SEASON STATS

PPG	RPG	APG	FG%	3FG%	FT%
0.0	0.0	0.0	-	-	-

LAST GAME VS. WOFFORD (12.4.18)

MIN	PTS	REBS	ASTS	BLKS	STLS
2	0	0	0	0	0

2017-18: Appeared in 10 games, two in conference play and three postseason ... Averaged 2.3 minutes per contest ... Made his second 3-pointer of the season in scoring three points vs. Omaha (12/18) ... Had a season-high four points vs. Toledo (11/28) ... Logged four minutes against South Dakota State (11/17) with three points and three rebounds ... An invited walk-on who was a two-sport athlete at Rockhurst HS in Kansas City, Missouri ... Older brother, Conner, played five seasons at KU and on two Final Four teams.

CAREER HONORS

CAREER HIGHS

Points	4	vs. Toledo (11.28.17)
Field Goals	1	4x, last vs. Omaha (12.18.17)
Field Goal Att.	2	4x, last vs. Oakland (11.21.17)
3PT Field Goals	1	vs. Omaha (12.18.17) vs. South Dakota St. (11.17.17)
3PT Field Goal Att.	2	vs. Texas Southern (11.21.17) vs. Tennessee St. (11.10.17)
Free Throws	2	vs. Toledo (11.28.17)
Free Throw Att.	2	vs. Toledo (11.28.17)
Rebounds	3	vs. South Dakota St. (11.17.17)
Assists	1	vs. Tennessee St. (11.10.17)
Blocks	--	--
Steals	--	--
Minutes	4	4x, last vs. Omaha (12.18.17)

MISCELLANEOUS

	FR	SO	CAREER
5+ Minutes	-	-	1
4+ Points	1	-	1
3+ Rebounds	1	-	1
3+ Assists	-	-	-
2+ 3PT Field Goals	-	-	-
2+ Steals	-	-	-
2+ Blocks	1	-	1
Led Team in Pts.	-	-	-
Led Team in Rebs.	-	-	-
Led Team in Steals	-	-	-
Led Team in Blocks	-	-	-

2018-19 GAME-BY-GAME

OPPONENT (Date)	MP	FG-A	PCT	3PT-A	PCT	FT-A	PCT	O-D-T	PF	A	TO	BLK	ST	TP
vs. Michigan State (11.6)							DNP							
VERMONT (11.12)							DNP							
LOUISIANA (11.16)							DNP							
vs. Marquette (11.21)							DNP							
vs. Tennessee (11.23)							DNP							
STANFORD (12.1)							DNP							
WOFFORD (12.4)	2	0-0	---	0-0	---	0-0	---	0-0-0	0	0	0	0	0	0
NEW MEXICO STATE (12.8)							DNP							
VILLANOVA (12.15)							DNP							
SOUTH DAKOTA (12.18)														
at Arizona State (12.22)														
EASTERN MICHIGAN (12.29)														
OKLAHOMA (1.2)														
at Iowa State (1.5)														
TCU (1.9)														
at Baylor (1.12)														
TEXAS (1.14)														
at West Virginia (1.19)														
IOWA STATE (1.12)														
at Kentucky (1.26)														
at Texas (1.29)														
TEXAS TECH (2.2)														
at Kansas State (2.5)														
OKLAHOMA STATE (2.9)														
at TCU (2.11)														
WEST VIRGINIA (2.16)														
at Texas Tech (2.23)														
KANSAS STATE (2.25)														
at Oklahoma State (3.2)														
at Oklahoma (3.5)														
BAYLOR (3.9)														
TOTAL	2	0-0	---	0-0	---	0-0	---	0-0-0	0	0	0	0	0	0

^ Starter

CAREER YEAR-BY-YEAR STATISTICS

SEASON	GP	GS	MIN	AVG	FG	FGA	PCT	3FG	3FGA	PCT	FT	FTA	PCT	OFF	DEF	TOT	AVG	PF	FO	AST	TO	BLK	STL	PTS	AVG
2017-18	11	0	25	2.3	4	11	.364	2	8	.250	2	2	1.000	2	5	7	0.6	2	0	1	3	0	0	12	1.1
2018-19	1	0	2	2.0	0	0	.000	0	0	.000	0	0	.000	0	0	0	0.0	0	0	0	0	0	0	0	0.0
TOTAL	12	0	27	2.3	4	11	.364	2	8	.250	2	2	1.000	2	5	7	0.6	2	0	1	3	0	0	12	1.0



K.J. LAWSON

RS-Sophomore • Guard • 6-8 • 205 • Memphis, Tenn. • Hamilton HS • Memphis

SEASON STATS

PPG	RPG	APG	FG%	3FG%	FT%
2.7	2.4	0.8	54%	40%	67%

LAST GAME VS. VILLANOVA (12.15.18)

MIN	PTS	REBS	ASTS	BLKS	STLS
14	0	3	2	0	0

A transfer from Memphis who sat out the 2017-18 season due to NCAA rules ... Played in 42 games while at Memphis with 33 starts, an 11.5 career scoring average and 7.0 career rebound average ... Had nine career double-doubles ... Granted a medical redshirt following the 2015-16 season.

CAREER HONORS

American Athletic Conference Rookie of the Year [2017]
American Athletic Conference All-Rookie Team [2017]

CAREER HIGHS (*AT MEMPHIS)

Points	*28	at Houston (1.19.17)
Rebounds	*19	vs. East Carolina (1.28.17)
Field Goals	*12	at Houston (1.19.17)
Field Goal Att.	*23	vs. East Carolina (1.28.17)
3PT Field Goals	*3	vs. UTRGV (1.14.16)
3PT Attempts	*4	3x, last vs. UCF (1.22.17)
Free Throws	*9	vs. Jackson State (11.30.16)
Free Throw Att.	*11	vs. Tulane (3.2.17)
Assists	*7	vs. McNeese (11.22.16)
Steals	*3	vs. South Florida (1.14.17)
Blocks	*2	4x, last vs. Tulsa (2.7.17)
Minutes	*43	at Houston (1.19.17)

MISCELLANEOUS (*AT MEMPHIS)

	*FR	*SO	R-SO	CAREER
Double-Doubles	-	9	-	9
10+ Points	4	20	-	24
20+ Points	-	4	-	4
5+ Rebounds	4	26	2	32
10+ Rebounds	-	12	-	12
3+ Assists	1	18	1	20
2+ 3PT Field Goals	-	4	-	4
2+ Steals	1	2	1	4
2+ Blocks	1	3	-	4
Led Team in Pts.	1	6	-	7
Led Team in Rebs.	0	14	-	14
Led Team in Assists	0	5	1	6
Led Team in Steals	0	5	1	6
Led Team in Blocks	0	5	-	5

2018-19 GAME-BY-GAME

OPPONENT (Date)	MP	FG-A	PCT	3PT-A	PCT	FT-A	PCT	O-D-T	PF	A	TO	BLK	ST	TP
vs. Michigan State (11.6)	10	1-1	1.000	1-1	1.000	1-2	.500	1-5-6	3	1	0	0	0	4
VERMONT (11.12)	3	0-0	---	0-0	---	0-0	---	0-0-0	1	0	1	0	0	0
LOUISIANA (11.16)	2	1-1	1.000	0-0	---	0-0	---	0-0-0	0	0	0	0	1	2
vs. Marquette (11.21)	2	0-0	---	0-0	---	0-0	---	0-2-2	0	0	0	0	0	0
vs. Tennessee (11.23)	19	2-4	.500	0-1	.000	4-6	.667	1-5-6	4	0	1	0	2	8
STANFORD (12.1)	4	0-0	---	0-0	---	2-2	1.000	2-0-2	1	0	1	0	0	2
WOFFORD (12.4)	17	2-4	.500	0-1	.000	1-2	.500	1-1-2	2	3	1	0	1	5
NEW MEXICO STATE (12.8)	4	1-1	1.000	1-1	1.000	0-0	---	0-1-1	0	1	0	0	0	3
VILLANOVA (12.15)	14	0-2	.000	0-1	.000	0-0	---	2-1-3	1	2	1	0	0	0
SOUTH DAKOTA (12.18)														
at Arizona State (12.22)														
EASTERN MICHIGAN (12.29)														
OKLAHOMA (1.2)														
at Iowa State (1.5)														
TCU (1.9)														
at Baylor (1.12)														
TEXAS (1.14)														
at West Virginia (1.19)														
IOWA STATE (1.12)														
at Kentucky (1.26)														
at Texas (1.29)														
TEXAS TECH (2.2)														
at Kansas State (2.5)														
OKLAHOMA STATE (2.9)														
at TCU (2.11)														
WEST VIRGINIA (2.16)														
at Texas Tech (2.23)														
KANSAS STATE (2.25)														
at Oklahoma State (3.2)														
at Oklahoma (3.5)														
BAYLOR (3.9)														
TOTAL	75	7-13	.538	2-5	.400	8-12	.667	7-15-22	12	7	5	0	4	24

^ Starter

CAREER YEAR-BY-YEAR STATISTICS (*AT MEMPHIS)

SEASON	GP	GS	MIN	AVG	FG	FGA	PCT	3FG	3FGA	PCT	FT	FTA	PCT	OFF	DEF	TOT	AVG	PF	FO	AST	TO	BLK	STL	PTS	AVG
2015-16*	10	2	197	19.7	26	71	.366	2	9	.222	34	51	.667	10	25	35	3.5	26	1	11	19	6	6	88	8.8
2016-17*	32	31	1078	33.7	145	363	.399	22	67	.328	82	118	.695	73	186	259	8.1	72	1	88	66	13	16	394	12.3
2017-18																									
2018-19	9	0	75	8.3	7	13	.538	2	5	.400	8	12	.667	7	15	22	2.4	12	0	7	5	0	4	24	2.7
TOTAL	51	33	1350	26.5	178	447	.398	26	81	.321	124	181	.685	90	226	316	6.2	110	2	106	90	19	26	506	9.9



GARRETT LUINSTRA (loo-IN-struh)

Freshman • Guard • 6-2 • 155 • Lawrence, Kan. • Lawrence Free State HS

SEASON STATS

PPG	RPG	APG	FG%	3FG%	FT%
0.0	0.0	0.0	-	-	-

LAST GAME VS. WOFFORD (12.4.18)

MIN	PTS	REBS	ASTS	BLKS	STLS
1	0	0	0	0	0

An invited walk-on ... A combo guard who set his high school's single-season scoring record with 456 points as a senior ... Averaged 19 points his senior year in guiding Free State High School to the 6A state title game and a 19-6 record ... A first-team all-state selection and the Sunflower League Player of the Year his senior season.

CAREER HONORS

CAREER HIGHS

Points	
Field Goals	
Field Goal Att.	
3PT Field Goals	
3PT Field Goal Att.	
Free Throws	
Free Throw Att.	
Rebounds	
Assists	
Blocks	
Steals	
Minutes	1 vs. Wofford (12.4.18)

MISCELLANEOUS

FRESHMAN/CAREER

5+ Minutes	-
4+ Points	-
3+ Rebounds	-
3+ Assists	-
2+ 3PT Field Goals	-
2+ Steals	-
2+ Blocks	-
Led Team in Pts.	-
Led Team in Rebs.	-
Led Team in Steals	-
Led Team in Blocks	-

2018-19 GAME-BY-GAME

OPPONENT (Date)	MP	FG-A	PCT	3PT-A	PCT	FT-A	PCT	O-D-T	PF	A	TO	BLK	ST	TP
vs. Michigan State (11.6)														
VERMONT (11.12)														
LOUISIANA (11.16)														
vs. Marquette (11.21)														
vs. Tennessee (11.23)														
STANFORD (12.1)														
WOFFORD (12.4)	1	0-0	---	0-0	---	0-0	---	0-0-0	1	0	0	0	0	0
NEW MEXICO STATE (12.8)														
VILLANOVA (12.15)														
SOUTH DAKOTA (12.18)														
at Arizona State (12.22)														
EASTERN MICHIGAN (12.29)														
OKLAHOMA (1.2)														
at Iowa State (1.5)														
TCU (1.9)														
at Baylor (1.12)														
TEXAS (1.14)														
at West Virginia (1.19)														
IOWA STATE (1.12)														
at Kentucky (1.26)														
at Texas (1.29)														
TEXAS TECH (2.2)														
at Kansas State (2.5)														
OKLAHOMA STATE (2.9)														
at TCU (2.11)														
WEST VIRGINIA (2.16)														
at Texas Tech (2.23)														
KANSAS STATE (2.25)														
at Oklahoma State (3.2)														
at Oklahoma (3.5)														
BAYLOR (3.9)														
TOTAL	1	0-0	---	0-0	---	0-0	---	0-0-0	1	0	0	0	0	0

^ Starter

CAREER YEAR-BY-YEAR STATISTICS

SEASON	GP	GS	MIN	AVG	FG	FGA	PCT	3FG	3FGA	PCT	FT	FTA	PCT	OFF	DEF	TOT	AVG	PF	FO	AST	TO	BLK	STL	PTS	AVG
2018-19	1	0	1	1.0	0	0	.000	0	0	.000	0	0	.000	0	0	0	0.0	1	0	0	0	0	0	0	0.0
TOTAL	1	0	1	1.0	0	0	.000	0	0	.000	0	0	.000	0	0	0	0.0	1	0	0	0	0	0	0	0.0

SILVIO DE SOUSA

(deh-SOE-suh)

Freshman • Forward • 6-9 • 245 • Luanda, Angola • IMG Academy (Fla.)

LAST SEASON STATS

PPG	RPG	BPG	FG%	3FG%	FT%
4.0	3.7	0.2	68%	-	71%

LAST GAME VS. VILLANOVA (3.31.18)

MIN	PTS	REBS	ASTS	BLKS	STLS
10	7	7	0	0	0

2017-18: Averaged 4.8 points and 5.4 rebounds in the 2018 NCAA Tournament ... Tied season high with 26 minutes vs. Duke (3/25) with 10 rebounds and scoring four points ... Averaged 20.0 minutes, 10.0 ppg and 9.7 rpg in the Big 12 Championship ... Posted his first double-double (16 points, 10 rebounds) vs. West Virginia (3/10) in the Big 12 title game ... Pulled down six or more rebounds seven times, including his last three games in the NCAA Tournament ... Joined the team following graduation from IMG Academy in Bradenton, Florida, following the fall 2017 semester.

22

CAREER HONORS

CAREER HIGHS

Points	16	vs. West Virginia (3.10.18)
Field Goals	8	vs. West Virginia (3.10.18)
Field Goal Att.	8	vs. West Virginia (3.10.18)
3PT Field Goals	--	--
3PT Field Goal Att.	--	--
Free Throws	4	vs. Oklahoma (2.19.18)
Free Throw Att.	4	3x, last vs. Villanova (3.31.18)
Rebounds	11	vs. Kansas State (3.9.18)
Assists	1	4x, last vs. Duke (3.25.18)
Blocks	1	3x, last vs. Duke (3.25.18)
Steals	1	vs. West Virginia (3.10.18)
Minutes	26	vs. Duke (3.25.18) vs. West Virginia (3.10.18)

MISCELLANEOUS

	FR	SO	CAREER
Double-Doubles	1		1
10+ Points	2		2
20+ Points	--		--
5+ Rebounds	7		7
10+ Rebounds	3		3
3+ Assists	--		--
2+ Steals	--		--
2+ Blocks	--		--
Led Team in Pts.	--		--
Led Team in Rebs.	4		4
Led Team in Assists	--		--
Led Team in Steals	--		--
Led Team in Blocks	1		1

2018-19 GAME-BY-GAME

OPPONENT (Date)	MP	FG-A	PCT	3PT-A	PCT	FT-A	PCT	O-D-T	PF	A	TO	BLK	ST	TP
vs. Michigan State (11.6)														
VERMONT (11.12)														
LOUISIANA (11.16)														
vs. Marquette (11.21)														
vs. Tennessee (11.23)														
STANFORD (12.1)														
WOFFORD (12.4)														
NEW MEXICO STATE (12.8)														
VILLANOVA (12.15)														
SOUTH DAKOTA (12.18)														
at Arizona State (12.22)														
EASTERN MICHIGAN (12.29)														
OKLAHOMA (1.2)														
at Iowa State (1.5)														
TCU (1.9)														
at Baylor (1.12)														
TEXAS (1.14)														
at West Virginia (1.19)														
IOWA STATE (1.12)														
at Kentucky (1.26)														
at Texas (1.29)														
TEXAS TECH (2.2)														
at Kansas State (2.5)														
OKLAHOMA STATE (2.9)														
at TCU (2.11)														
WEST VIRGINIA (2.16)														
at Texas Tech (2.23)														
KANSAS STATE (2.25)														
at Oklahoma State (3.2)														
at Oklahoma (3.5)														
BAYLOR (3.9)														
TOTAL														

^ Starter

CAREER YEAR-BY-YEAR STATISTICS

SEASON	GP	GS	MIN	AVG	FG	FGA	PCT	3FG	3FGA	PCT	FT	FTA	PCT	OFF	DEF	TOT	AVG	PF	FO	AST	TO	BLK	STL	PTS	AVG
2017-18	20	0	175	8.8	32	47	.681	0	0	.000	15	21	.714	33	41	74	3.7	33	0	4	18	3	1	79	4.0
2018-19	0	0	0	0.0	0	0	.000	0	0	.000	0	0	.000	0	0	0	0.0	0	0	0	0	0	0	0	0.0
TOTAL	20	0	175	8.8	32	47	.681	0	0	.000	15	21	.714	33	41	74	3.7	33	0	4	18	3	1	79	4.0

LAGERALD VICK

Senior • Guard • 6-5 • 190 • Memphis, Tenn. • Douglass HS

SEASON STATS

PPG	RPG	APG	FG%	3FG%	FT%
17.7	4.3	1.9	54%	53%	77%

LAST GAME VS. VILLANOVA (12.15.18)

MIN	PTS	REBS	ASTS	BLKS	STLS
39	29	7	1	0	0

Lone senior on the Kansas roster ... Made 13 3-pointers in his last six games in 2017-18 ... All-Big 12 Honorable Mention ... Had six 20-point efforts ... Recorded 12 games of six-plus rebounds in 2017-18 including eight boards vs. Clemson (3/23) ... Averaged 7.4 ppg and shot 37 percent from beyond the arc in 2016-17.



CAREER HONORS

- Big 12 Player of the Week (12.3.18)
- NIT Season Tip-Off All-Tournament Team
- Big 12 Player of the Week (11.19.18)
- All-Big 12 Honorable Mention [2017-18]
- Academic All-Big 12 Rookie Team [2015-16]

CAREER HIGHS

Points	33	vs. Louisiana (11.16.18)
Field Goals	12	vs. Vermont (11.12.18)
	12	vs. Washington (12.6.17)
Field Goal Att.	23	vs. Washington (12.6.17)
3PT Field Goals	8	vs. Vermont (11.12.18)
3PT Field Goal Att.	12	vs. Louisiana (11.16.18)
Free Throws	8	vs. Villanova (12.15.18)
Free Throw Att.	10	vs. Villanova (12.15.18)
Rebounds	11	vs. Texas Southern (11.21.17)
Assists	7	3x, last vs. Washington (12.6.17)
Blocks	3	vs. Oakland (11.24.17)
Steals	3	4x, last vs. Michigan St. (11.6.18)
Minutes	43	2x, last vs. Stanford (12.1.18)

MISCELLANEOUS

	FR	SO	JR	SR	CAREER
Double-Doubles	0	0	1	-	1
10+ Points	0	7	24	6	37
20+ Points	0	1	6	4	11
30+ Points	0	0	0	2	2
5+ Rebounds	1	12	21	4	32
10+ Rebounds	0	0	1	-	1
3+ Assists	0	2	12	3	17
2+ 3PT Field Goals	0	7	17	6	30
2+ Steals	0	6	10	3	19
2+ Blocks	0	2	2	-	4
Led Team in Pts.	0	1	3	4	8
Led Team in Rebs.	0	1	4	1	6
Led Team in Assists	0	0	3	1	4
Led Team in Steals	0	5	6	2	13
Led Team in Blocks	0	6	6	1	13

2018-19 GAME-BY-GAME

OPPONENT (Date)	MP	FG-A	PCT	3PT-A	PCT	FT-A	PCT	O-D-T	PF	A	TO	BLK	ST	TP
^vs. Michigan State (11.6)	32	1-7	.143	0-4	.000	0-0	---	0-3-3	2	3	2	0	3	2
^VERMONT (11.12)	33	12-14	.857	8-8	1.000	0-0	---	1-2-3	2	1	2	0	1	32
^LOUISIANA (11.16)	40	11-18	.611	7-12	.583	4-5	.800	2-7-9	0	2	3	0	2	33
^vs. Marquette (11.21)	36	6-12	.500	3-5	.600	1-2	.500	0-2-2	2	0	2	0	1	16
^vs. Tennessee (11.23)	43	6-12	.500	3-7	.429	0-0	---	1-1-2	2	4	2	0	1	15
^STANFORD (12.1)	43	10-17	.588	7-11	.636	0-0	.000	1-4-5	3	1	3	0	1	27
WOFFORD (12.4)	22	0-3	.000	0-2	.000	0-0	---	0-2-2	0	0	2	0	1	0
NEW MEXICO STATE (12.8)	31	2-8	.250	1-3	.333	0-0	---	0-6-6	2	5	1	1	2	5
^VILLANOVA (12.15)	39	9-15	.600	3-8	.375	8-10	.800	0-7-7	2	1	3	0	0	29
SOUTH DAKOTA (12.18)														
at Arizona State (12.22)														
EASTERN MICHIGAN (12.29)														
OKLAHOMA (1.2)														
at Iowa State (1.5)														
TCU (1.9)														
at Baylor (1.12)														
TEXAS (1.14)														
at West Virginia (1.19)														
IOWA STATE (1.12)														
at Kentucky (1.26)														
at Texas (1.29)														
TEXAS TECH (2.2)														
at Kansas State (2.5)														
OKLAHOMA STATE (2.9)														
at TCU (2.11)														
WEST VIRGINIA (2.16)														
at Texas Tech (2.23)														
KANSAS STATE (2.25)														
at Oklahoma State (3.2)														
at Oklahoma (3.5)														
BAYLOR (3.9)														
TOTAL	319	57-106	.538	32-60	.533	13-17	.765	5-34-39	15	17	20	1	12	159

^ Starter

CAREER YEAR-BY-YEAR STATISTICS

SEASON	GP	GS	MIN	AVG	FG	FGA	PCT	3FG	3FGA	PCT	FT	FTA	PCT	OFF	DEF	TOT	AVG	PF	FO	AST	TO	BLK	STL	PTS	AVG
2015-16	19	0	91	4.8	14	25	.560	8	17	.471	3	6	.500	1	4	5	0.3	6	0	8	6	1	3	39	2.1
2016-17	36	6	878	24.4	97	219	.443	34	92	.370	38	46	.826	36	91	127	3.5	58	1	34	40	15	21	266	7.4
2017-18	39	35	1289	33.1	187	383	.488	59	158	.373	37	55	.673	37	150	187	4.8	74	0	83	64	13	34	470	12.1
2018-19	9	7	319	35.4	57	106	.538	32	60	.533	13	17	.765	5	34	39	4.3	15	0	17	20	1	12	159	17.7
TOTAL	103	48	2577	25.0	355	733	.484	133	327	.407	91	124	.734	79	279	358	3.5	153	1	142	130	30	70	934	9.1



OCHAI AGBAJI (OH-chie uh-BAH-gee)

Freshman • Guard • 6-5 • 210 • Kansas City, Mo. • Oak Park HS

SEASON STATS

PPG	RPG	APG	FG%	3FG%	FT%
-	-	-	-	-	-

LAST GAME EXH VS. WASHBURN (11.18)

MIN	PTS	REBS	ASTS	BLKS	STLS
11	6	3	0	1	0

Was declared a redshirt for 2018-19 on Nov. 5 ... A Kansas City product who is very athletic and has a great shooting touch ... Verbally committed to Kansas in February 2018 ... Bill Self compares Agbaji to Kansas City Jayhawk Travis Releford who played in 138 career games and was a two-year starter while at KU.

CAREER HONORS

CAREER HIGHS

Points	
Field Goals	
Field Goal Att.	
3PT Field Goals	
3PT Field Goal Att.	
Free Throws	
Free Throw Att.	
Rebounds	
Assists	
Blocks	
Steals	
Minutes	

MISCELLANEOUS

FRESHMAN/CAREER

Double-Doubles	
10+ Points	
20+ Points	
5+ Rebounds	
10+ Rebounds	
3+ Assists	
3+ 3PT Field Goals	
2+ Steals	
2+ Blocks	
Led Team in Pts.	
Led Team in Rebs.	
Led Team in Assists	
Led Team in Steals	
Led Team in Blocks	

2018-19 GAME-BY-GAME

OPPONENT (Date)	MP	FG-A	PCT	3PT-A	PCT	FT-A	PCT	O-D-T	PF	A	TO	BLK	ST	TP
<i>^</i> EMPORIA STATE (Exh. 10.26)	12	3-3	1.000	2-2	1.000	0-0	.000	1-3-4	1	0	0	0	0	8
WASHBURN (Exh. 11.1)	11	2-2	1.000	1-1	1.000	1-2	.500	1-2-3	2	0	2	1	0	6
vs. Michigan State (11.6)														
VERMONT (11.12)														
LOUISIANA (11.16)														
vs. Marquette (11.21)														
vs. Tennessee (11.23)														
STANFORD (12.1)														
WOFFORD (12.4)														
NEW MEXICO STATE (12.8)														
VILLANOVA (12.15)														
SOUTH DAKOTA (12.18)														
at Arizona State (12.22)														
EASTERN MICHIGAN (12.29)														
OKLAHOMA (1.2)														
at Iowa State (1.5)														
TCU (1.9)														
at Baylor (1.12)														
TEXAS (1.14)														
at West Virginia (1.19)														
IOWA STATE (1.12)														
at Kentucky (1.26)														
at Texas (1.29)														
TEXAS TECH (2.2)														
at Kansas State (2.5)														
OKLAHOMA STATE (2.9)														
at TCU (2.11)														
WEST VIRGINIA (2.16)														
at Texas Tech (2.23)														
KANSAS STATE (2.25)														
at Oklahoma State (3.2)														
at Oklahoma (3.5)														
BAYLOR (3.9)														
TOTAL														

^ Starter

CAREER YEAR-BY-YEAR STATISTICS

SEASON	GP	GS	MIN	AVG	FG	FGA	PCT	3FG	3FGA	PCT	FT	FTA	PCT	OFF	DEF	TOT	AVG	PF	FO	AST	TO	BLK	STL	PTS	AVG
2018-19	0	0	0	0.0	0	0	.000	0	0	.000	0	0	.000	0	0	0	0.0	0	0	0	0	0	0	0	0.0
TOTAL	0	0	0	0.0	0	0	.000	0	0	.000	0	0	.000	0	0	0	0.0	0	0	0	0	0	0	0	0.0



DAVID McCORMACK

Freshman • Forward • 6-10 • 265 • Norfolk, Va. • Oak Hill Academy

SEASON STATS

PPG	RPG	BPG	FG%	3FG%	FT%
1.6	1.8	0.3	46%	-	25%

LAST GAME VS. VILLANOVA (12.15.18)

MIN	PTS	REBS	ASTS	BLKS	STLS
1	0	0	0	0	0

A 2018 McDonald's All-American who also represented the USA at the Nike Hoop Summit ... A big body who showed a lot of discipline in losing more than 50 pounds during high school ... Can play both power forward and center and can open up the middle with his outside shooting.

CAREER HONORS

CAREER HIGHS

Points	6	vs. Wofford (12.4.18)
Field Goals	3	vs. Wofford (12.4.18)
Field Goal Att.	5	vs. Wofford (12.4.18)
3PT Field Goals	-	
3PT Field Goal Att.	-	
Free Throws	1	vs. Michigan State (11.6.18)
Free Throw Att.	4	vs. Michigan State (11.6.18)
Rebounds	6	vs. Louisiana (11.16.18)
Assists	1	vs. Michigan State (11.6.18)
Blocks	1	vs. New Mexico State (12.8.18) vs. Louisiana (11.16.18)
Steals	-	
Minutes	10	vs. Louisiana (11.16.18)

MISCELLANEOUS

	FRESHMAN/CAREER
Double-Doubles	-
10+ Points	-
20+ Points	-
5+ Rebounds	1
10+ Rebounds	-
3+ Assists	-
3+ 3PT Field Goals	-
2+ Steals	-
2+ Blocks	-
Led Team in Pts.	-
Led Team in Rebs.	-
Led Team in Assists	-
Led Team in Steals	-
Led Team in Blocks	1

2018-19 GAME-BY-GAME

OPPONENT (Date)	MP	FG-A	PCT	3PT-A	PCT	FT-A	PCT	O-D-T	PF	A	TO	BLK	ST	TP
vs. Michigan State (11.6)	5	1-2	.500	0-0	---	1-4	.250	1-2-3	1	1	0	0	0	3
VERMONT (11.12)								DNP						
LOUISIANA (11.16)	10	1-4	.250	0-0	---	0-0	---	4-2-6	0	0	0	1	0	2
vs. Marquette (11.21)	2	1-1	1.000	0-0	---	0-0	---	0-0-0	0	0	0	0	0	2
vs. Tennessee (11.23)	4	0-0	---	0-0	---	0-0	---	0-1-1	1	0	2	0	0	0
STANFORD (12.1)	1	0-0	----	0-0	---	0-0	---	0-1-1	0	0	0	0	0	0
WOFFORD (12.4)	5	3-5	.600	0-0	---	0-0	---	0-3-3	0	0	0	0	0	6
NEW MEXICO STATE (12.8)	4	0-1	.000	0-0	---	0-0	---	0-0-0	0	0	0	1	0	0
VILLANOVA (12.15)	1	0-0	---	0-0	---	0-0	---	0-0-0	0	0	0	0	0	0
SOUTH DAKOTA (12.18)														
at Arizona State (12.22)														
EASTERN MICHIGAN (12.29)														
OKLAHOMA (1.2)														
at Iowa State (1.5)														
TCU (1.9)														
at Baylor (1.12)														
TEXAS (1.14)														
at West Virginia (1.19)														
IOWA STATE (1.12)														
at Kentucky (1.26)														
at Texas (1.29)														
TEXAS TECH (2.2)														
at Kansas State (2.5)														
OKLAHOMA STATE (2.9)														
at TCU (2.11)														
WEST VIRGINIA (2.16)														
at Texas Tech (2.23)														
KANSAS STATE (2.25)														
at Oklahoma State (3.2)														
at Oklahoma (3.5)														
BAYLOR (3.9)														
TOTAL	32	6-13	.462	0-0	---	1-4	.250	5-9-14	2	1	2	2	0	13

^ Starter

CAREER YEAR-BY-YEAR STATISTICS

SEASON	GP	GS	MIN	AVG	FG	FGA	PCT	3FG	3FGA	PCT	FT	FTA	PCT	OFF	DEF	TOT	AVG	PF	FO	AST	TO	BLK	STL	PTS	AVG
2018-19	8	0	32	4.0	6	13	.462	0	0	.000	1	4	.250	5	9	14	1.8	2	0	1	2	2	0	13	1.6
TOTAL	8	0	32	4.0	6	13	.462	0	0	.000	1	4	.250	5	9	14	1.8	2	0	1	2	2	0	13	1.6



UDOKA AZUBUIKE

(you-DOE-kuh az-uh-BOO-kee)

Junior • Center • 7-0 • 270 • Delta, Nigeria • Potter's House Christian Academy

SEASON STATS

PPG	RPG	BPG	FG%	3FG%	FT%
12.9	6.1	1.4	68%	-	32%

LAST GAME VS. WOFFORD (12.4.18)

MIN	PTS	REBS	ASTS	BLKS	STLS
4	0	4	0	0	0

Led NCAA Division I in field goal percentage at 77.0, which ranks second best for a season in NCAA history ... Posted his sixth double-double of the season with 14 points and 11 rebounds vs. Clemson (3/23) ... Had 11 games with nine or more rebounds ... Ranked seventh in the Big 12 in rebound average (7.0) and sixth in blocked shots (1.7) ... Posted seven 20-point games season in 2017-18 ... Played in 11 games with six starts as a freshman in 2016-17 before a season-ending wrist injury.

CAREER HONORS

Kareem Abdul-Jabbar Center of the Year Award Candidate (1 of 20)

Preseason All-Big 12 Honorable Mention

All-Big 12 Third Team [2017-18]

Academic All-Big 12 Second Team [2017-18]

CAREER HIGHS

Points	26	at Nebraska (12.16.17)
Field Goals	13	at Nebraska (12.16.17)
Field Goal Att.	17	vs. Vermont (11.12.18)
	17	at Nebraska (12.16.17)
3PT Field Goals	-	-
3PT Field Goal Att.	-	-
Free Throws	7	vs. West Virginia (2.17.18)
Free Throw Att.	11	vs. Baylor (1.20.18)
Rebounds	13	at Texas (12.29.17)
Assists	2	4x, last vs. Marquette (11.21.18)
Blocks	5	vs. Texas (2.26.18)
		vs. Kansas State (1.13.18)
Steals	3	vs. Oklahoma (2.19.18)
Minutes	34	3x, last vs. Vermont (11.12.18)

MISCELLANEOUS

	FR	SO	JR	CAREER
Double-Doubles	1	6	1	8
10+ Points	1	25	4	29
20+ Points	0	7	1	8
5+ Rebounds	4	30	3	37
10+ Rebounds	1	6	1	8
3+ Assists	0	0	-	0
2+ Steals	0	4	-	4
2+ Blocks	5	19	2	26
Led Team in Pts.	0	7	-	7
Led Team in Rebs.	3	20	1	24
Led Team in Assists	0	0	-	0
Led Team in Steals	0	1	-	1
Led Team in Blocks	6	22	4	32

2018-19 GAME-BY-GAME

OPPONENT (Date)	MP	FG-A	PCT	3PT-A	PCT	FT-A	PCT	O-D-T	PF	A	TO	BLK	ST	TP
^vs. Michigan State (11.6)	20	7-10	.700	0-0	---	3-7	.429	2-1-3	4	1	2	4	1	17
^VERMONT (11.12)	34	10-17	.588	0-0	---	3-6	.500	1-10-11	2	0	3	1	0	23
^LOUISIANA (11.16)	23	8-10	.800	0-0	---	1-4	.250	4-4-8	3	1	2	4	0	17
^vs. Marquette (11.21)	15	3-5	.600	0-0	---	0-3	.000	1-3-4	4	2	2	0	0	6
^vs. Tennessee (11.23)	17	4-6	.667	0-0	---	1-2	.500	1-3-4	5	0	4	1	1	9
^STANFORD (12.1)	28	9-11	.818	0-0	---	0-3	.000	3-6-9	4	1	2	0	1	18
^WOFFORD (12.4)	4	0-1	.000	0-0	---	0-0	---	2-2-4	0	0	0	0	0	0
NEW MEXICO STATE (12.8)									DNP -- INJURED					
VILLANOVA (12.15)									DNP -- INJURED					
SOUTH DAKOTA (12.18)														
at Arizona State (12.22)														
EASTERN MICHIGAN (12.29)														
OKLAHOMA (1.2)														
at Iowa State (1.5)														
TCU (1.9)														
at Baylor (1.12)														
TEXAS (1.14)														
at West Virginia (1.19)														
IOWA STATE (1.12)														
at Kentucky (1.26)														
at Texas (1.29)														
TEXAS TECH (2.2)														
at Kansas State (2.5)														
OKLAHOMA STATE (2.9)														
at TCU (2.11)														
WEST VIRGINIA (2.16)														
at Texas Tech (2.23)														
KANSAS STATE (2.25)														
at Oklahoma State (3.2)														
at Oklahoma (3.5)														
BAYLOR (3.9)														
TOTAL	141	41-60	.683	0-0	---	8-25	.320	14-29-43	22	5	15	10	3	90

^ Starter

CAREER YEAR-BY-YEAR STATISTICS

SEASON	GP	GS	MIN	AVG	FG	FGA	PCT	3FG	3FGA	PCT	FT	FTA	PCT	OFF	DEF	TOT	AVG	PF	FO	AST	TO	BLK	STL	PTS	AVG
2016-17	11	6	142	12.9	22	35	.629	0	0	.000	11	29	.379	13	35	48	4.4	31	0	2	15	18	2	55	5.0
2017-18	36	34	848	23.6	211	274	.770	0	0	.000	45	109	.413	87	165	252	7.0	108	4	24	63	60	20	467	13.0
2018-19	7	7	141	20.1	41	60	.683	0	0	.000	8	25	.320	14	29	43	6.1	22	1	5	15	10	3	90	12.9
TOTAL	54	47	1131	20.9	274	369	.743	0	0	.000	64	163	.393	114	229	343	6.4	161	5	31	93	88	25	612	11.3



MITCH LIGHTFOOT

Junior • Forward • 6-8 • 225 • Gilbert, Arizona • Gilbert Christian HS

SEASON STATS

PPG	RPG	BPG	FG%	3FG%	FT%
1.9	2.0	0.7	58%	0%	50%

LAST GAME VS. VILLANOVA (12.15.18)

MIN	PTS	REBS	ASTS	BLKS	STLS
14	2	2	0	1	0

Started seven games in 2017-18 ... Pulled down a career-high 11 rebounds vs. Penn (3/18) with nine points ... Went 22-for-31 (71.0 percent) in his last 11 games ... Finished second on the team with 54 blocked shots ... Ranked eighth in the Big 12 with 1.5 blocked shots per game ... Led Kansas with 16 charges drawn ... Was born in Kansas City and moved to Arizona as a youth ... Played in 26 games as a freshman.

CAREER HONORS

CAREER HIGHS

Points	11	vs. Oakland (11.24.17)
Field Goals	4	4x, last vs. Kansas State (3.9.18)
Field Goal Att.	7	at West Virginia (1.15.18)
		vs. Texas Southern (11.21.17)
3PT Field Goals	2	vs. Tennessee St. (11.10.17)
3PT Field Goal Att.	3	vs. Texas Southern (11.21.17)
Free Throws	4	at Nebraska (12.16.17)
		vs. Oakland (11.24.17)
Free Throw Att.	4	3x last vs. Penn (3.15.18)
Rebounds	11	vs. Penn (3.15.18)
Assists	2	at Baylor (2.10.18)
Blocks	6	at TCU (1.6.18)
Steals	2	at Iowa State (2.13.18)
Minutes	27	vs. Penn (3.15.18)

MISCELLANEOUS

	FR	SO	JR	CAREER
Double-Doubles	0	0	-	0
10+ Points	0	2	-	2
20+ Points	0	0	-	0
5+ Rebounds	1	10	1	12
10+ Rebounds	0	1	-	1
2+ Assists	0	1	-	1
2+ 3PT Field Goals	0	1	-	1
2+ Steals	0	1	-	1
2+ Blocks	3	13	-	16
Led Team in Pts.	0	0	-	0
Led Team in Rebs.	0	2	-	2
Led Team in Assists	0	0	-	0
Led Team in Steals	0	1	-	1
Led Team in Blocks	6	19	4	29

2018-19 GAME-BY-GAME

OPPONENT (Date)	MP	FG-A	PCT	3PT-A	PCT	FT-A	PCT	O-D-T	PF	A	TO	BLK	ST	TP
vs. Michigan State (11.6)	6	2-2	1.000	0-0	---	0-0	---	1-0-1	3	0	0	1	0	4
VERMONT (11.12)	6	0-1	.000	0-1	.000	1-2	.500	0-1-1	1	1	0	1	0	1
LOUISIANA (11.16)	2	0-0	---	0-0	---	0-0	---	0-0-0	1	0	1	0	0	0
vs. Marquette (11.21)	13	1-1	1.000	0-0	---	1-1	1.000	1-1-2	0	1	0	1	0	3
vs. Tennessee (11.23)	8	0-0	---	0-0	---	0-0	---	0-3-3	0	0	0	1	0	0
STANFORD (12.1)	5	0-1	.000	0-0	---	0-0	---	1-0-1	0	0	0	0	0	0
WOFFORD (12.4)	6	0-0	---	0-0	---	0-0	---	1-1-2	0	0	1	0	0	0
NEW MEXICO STATE (12.8)	18	3-6	.500	0-1	.000	1-2	.500	2-4-6	3	1	1	1	0	7
VILLANOVA (12.15)	14	1-1	1.000	0-0	---	0-1	.000	0-2-2	1	0	1	1	0	2
SOUTH DAKOTA (12.18)														
at Arizona State (12.22)														
EASTERN MICHIGAN (12.29)														
OKLAHOMA (1.2)														
at Iowa State (1.5)														
TCU (1.9)														
at Baylor (1.12)														
TEXAS (1.14)														
at West Virginia (1.19)														
IOWA STATE (1.12)														
at Kentucky (1.26)														
at Texas (1.29)														
TEXAS TECH (2.2)														
at Kansas State (2.5)														
OKLAHOMA STATE (2.9)														
at TCU (2.11)														
WEST VIRGINIA (2.16)														
at Texas Tech (2.23)														
KANSAS STATE (2.25)														
at Oklahoma State (3.2)														
at Oklahoma (3.5)														
BAYLOR (3.9)														
TOTAL	78	7-12	.583	0-2	.000	3-6	.500	6-12-18	9	3	4	6	0	17

^ Starter

CAREER YEAR-BY-YEAR STATISTICS

SEASON	GP	GS	MIN	AVG	FG	FGA	PCT	3FG	3FGA	PCT	FT	FTA	PCT	OFF	DEF	TOT	AVG	PF	FO	AST	TO	BLK	STL	PTS	AVG
2016-17	26	0	102	3.9	10	18	.556	2	3	.667	2	12	.167	9	16	25	1.0	17	0	1	7	11	2	24	0.9
2017-18	38	7	531	14.0	60	105	.571	6	17	.353	18	25	.720	48	68	116	3.1	83	3	10	29	54	10	144	3.8
2018-19	9	0	78	8.7	7	12	.583	0	2	.000	3	6	.500	6	12	18	2.0	9	0	3	4	6	0	17	1.9
TOTAL	73	7	711	9.7	77	135	.570	8	22	.364	23	43	.535	63	96	159	2.2	109	3	14	40	71	12	185	2.5

GAME-BY-GAME COMPARISONS

Opponent	1st	2nd	Score	Mar	Total FG	FG Pct	3-Pointers	3FG Pct	Free Throws	FT Pct	Rebounds	Mar	Assist	TOver	Block	Steal	Fouls
vs. Michigan State (11/6)	50/36	42/51	92-87	+5	31-69/26-59	.449/.441	10-23/12-23	.435/.522	20-33/23-35	.606/.657	42/40	+2	21/19	11/18	7/7	10/5	28/25
VERMONT (11/12)	40/36	44/32	84-68	+16	33-63/23-56	.524/.411	12-19/9-26	.632/.346	6-10/13-17	.600/.765	38/28	+10	19/11	13/12	2/2	7/3	18/13
LOUISIANA (11/16)	44/41	45/35	89-76	+13	32-65/27-63	.492/.429	8-22/12-36	.364/.333	17-26/10-12	.654/.833	45/32	+13	20/16	16/15	5/0	6/10	14/20
vs. Marquette (11/21)	38/47	39/21	77-68	+9	28-58/25-60	.483/.417	5-10/14-31	.500/.452	16-24/4-5	.667/.800	38/31	+7	10/17	8/13	5/7	6/2	15/22
vs. Tennessee (11/23)	31/33	38/36	87-81	+6	30-60/31-75	.500/.413	5-17/7-27	.294/.259	22-34/12-17	.647/.706	43/40	+3	13/19	16/14	2/4	6/5	18/25
STANFORD (12/1)	29/35	46/40	90-84	+6	32-64/28-63	.500/.444	7-16/12-34	.438/.353	19-27/16-19	.704/.842	37/36	+1	12/13	11/18	0/6	10/3	20/22
WOFFORD (12/4)	29/26	43/21	72-47	+25	31-63/17-65	.492/.262	3-23/5-26	.130/.192	7-10/8-10	.700/.800	36/45	(9)	11/5	7/18	5/3	9/1	11/14
NEW MEXICO ST. (12/8)	26/28	37/32	63-60	+3	25-58/25-55	.431/.455	7-21/7-26	.333/.269	6-12/3-10	.500/.300	36/37	(1)	15/20	13/16	4/4	7/6	15/15
VILLANOVA (12/15)	33/31	41/40	74-71	+3	23-46/24-59	.500/.407	5-15/8-28	.333/.286	23-30/15-19	.767/.789	35/26	+9	9/8	14/9	2/2	4/5	19/21
SOUTH DAKOTA (12/18)																	
at Arizona State (12/22)																	
Eastern Michigan (12/29)																	
OKLAHOMA (1/2)																	
at Iowa State (1/5)																	
TCU (1/9)																	
at Baylor (1/12)																	
TEXAS (1/14)																	
at West Virginia (1/19)																	
IOWA STATE (1/21)																	
at Kentucky (1/26)																	
at Texas (1/29)																	
TEXAS TECH (2/2)																	
at Kansas State (2/5)																	
OKLAHOMA STATE (2/9)																	
at TCU (2/11)																	
WEST VIRGINIA (2/16)																	
at Texas Tech (2/23)																	
KANSAS STATE (2/25)																	
at Oklahoma State (3/2)																	
at Oklahoma (3/5)																	
BAYLOR (3/9)																	

Note: Game totals are displayed in the format KANSAS/OPPONENT for each category

SPECIALTY SCORING STATS

Opponent	PAINT			OFF TURNOVERS			2ND CHANCE			FAST BREAK			BENCH		
	KU	OPP	MARGIN	KU	OPP	MARGIN	KU	OPP	MARGIN	KU	OPP	MARGIN	KU	OPP	MARGIN
vs. Michigan State (11/6)	40	24	+16	20	11	+9	12	11	+1	24	26	-2	16	18	(2)
VERMONT (11/12)	32	16	+16	18	9	+9	16	5	+11	11	5	+6	12	11	+1
LOUISIANA (11/16)	44	24	+20	17	23	(6)	20	4	+16	7	23	-16	10	7	-3
vs. Marquette (11/21)	40	16	+24	15	5	+10	11	6	+5	8	0	+8	16	10	+6
vs. Tennessee (11/23)	48	40	+8	14	16	(2)	11	9	+2	12	0	+12	17	12	+5
STANFORD (12/1)	46	32	+14	22	9	+13	20	9	+11	5	2	+3	9	14	(5)
WOFFORD (12/4)	46	16	+30	25	5	+20	7	12	(5)	17	3	+14	15	14	+1
NEW MEXICO ST. (12/8)	32	36	(4)	29	16	+13	14	12	+2	6	5	+1	15	19	(4)
VILLANOVA (12/15)	24	30	(6)	10	9	+1	10	12	(2)	5	2	+3	4	0	+4
SOUTH DAKOTA (12/18)															
at Arizona State (12/22)															
Eastern Michigan (12/29)															
OKLAHOMA (1/2)															
at Iowa State (1/5)															
TCU (1/9)															
at Baylor (1/12)															
TEXAS (1/14)															
at West Virginia (1/19)															
IOWA STATE (1/21)															
at Kentucky (1/26)															
at Texas (1/29)															
TEXAS TECH (2/2)															
at Kansas State (2/5)															
OKLAHOMA STATE (2/9)															
at TCU (2/11)															
WEST VIRGINIA (2/16)															
at Texas Tech (2/23)															
KANSAS STATE (2/25)															
at Oklahoma State (3/2)															
at Oklahoma (3/5)															
BAYLOR (3/9)															
AVG/GM	39.1	26.0	+13.1	18.9	11.4	+7.4	13.4	8.9	+4.6	10.6	7.3	+3.2	12.7	11.7	+0.3

INDIVIDUAL LEADERS GAME-BY-GAME

OPPONENT	SCORE	W/L	POINTS	REBOUNDS	ASSISTS	STEALS	BLOCKS
vs. Michigan State (11/6)	92-87	W	21-Quentin Grimes	14-Dedric Lawson	6-Dedric Lawson	3-Lagerald Vick Devon Dotson	4-Udoka Azubuike
VERMONT (11/12)	84-68	W	32-Lagerald Vick	11-Udoka Azubuike	10-Quentin Grimes	2-Devon Dotson Marcus Garrett	1-Mitch Lightfoot Udoka Azubuike
LOUISIANA (11/16)	89-76	W	33-Lagerald Vick	9-Lagerald Vick	5-Marcus Garrett	2-Lagerald Vick	4-Udoka Azubuike
vs. Marquette (11/21)	77-68	W	26-Dedric Lawson	12-Dedric Lawson	4-Devon Dotson	3-Devon Dotson	2-Marcus Garrett Dedric Lawson
vs. Tennessee (11/23)	87-81	WOT	24-Dedric Lawson	13-Dedric Lawson	5-Dedric Lawson	2-K.J. Lawson	1-Mitch Lightfoot Udoka Azubuike
STANFORD (12/1)	90-84	WOT	27-Lagerald Vick	15-Dedric Lawson	4-Devon Dotson	4-Marcus Garrett	-
WOFFORD (12/4)	72-47	W	20-Dedric Lawson	8-Dedric Lawson	3-Three Tied	3-Devon Dotson	3-Dedric Lawson
NEW MEXICO STATE (12/8)	63-60	W	20-Dedric Lawson	10-Dedric Lawson	5-Lagerald Vick	3-Charlie Moore	1-Four Tied
VILLANOVA (12/15)	74-71	W	29-Lagerald Vick	12-Dedric Lawson	3-Marcus Garrett	4-Marcus Garrett	1-Marcus Garrett Mitch Lightfoot
SOUTH DAKOTA (12/18)							
at Arizona State (12/22)							
EASTERN MICHIGAN (12/29)							
OKLAHOMA (1/2)							
at Iowa State (1/5)							
TCU (1/9)							
at Baylor (1/12)							
TEXAS (1/14)							
at West Virginia (1/19)							
IOWA STATE (1/21)							
at Kentucky (1/26)							
at Texas (1/29)							
TEXAS TECH (2/2)							
at Kansas State (2/5)							
OKLAHOMA STATE (2/9)							
at TCU (2/11)							
WEST VIRGINIA (2/16)							
at Texas Tech (2/23)							
KANSAS STATE (2/25)							
at Oklahoma State (3/2)							
at Oklahoma (3/5)							
BAYLOR (3/9)							

INDIVIDUAL SUPERLATIVES

CATEGORY	KANSAS	OPPONENT
Points Scored	33 by Lagerald Vick vs. Louisiana (11-16-18)	29 by Phil Booth of Villanova (12-15-18)
Total Field Goals	12 by Lagerald Vick vs. Vermont (11-12-18)	11 by Phil Booth of Villanova (12-15-18)
Total FGs Attempted	18 by Lagerald Vick vs. Louisiana (11-16-18) 18 by Detric Lawson vs. Michigan State (11-6-18)	23 by Markus Howard of Marquette (11-21-18)
Highest FG% (5 made)	85.7 (12-14) by Lagerald Vick vs. Vermont (11-12-18)	70.0 (7-10) by Ivan Aurrecochea of New Mexico State (12-8-18)
Highest FG% (10 made)	85.7 (12-14) by Lagerald Vick vs. Vermont (11-12-18)	52.3 (11-21) by Phil Booth of Villanova (12-15-18)
3-Point Field Goals	8 by Lagerald Vick vs. Vermont (11-12-18)	6 by Sam Hauser of Marquette (11-21-18)
3-Pt. FGs Attempted	12 by Lagerald Vick vs. Louisiana (11-16-18)	13 by Sam Hauser of Marquette (11-21-18)
3-Point FG% (min. 3 made)	100.0 (8-8) by Lagerald Vick vs. Vermont (11-12-18)	71.4 (5-7) by Isaac White of Stanford (12-1-18)
Free Throws	10 by Detric Lawson vs. Stanford (12-1-18) 10 by Detric Lawson vs. Michigan State (11-6-18)	7 by Eric Paschall of Villanova (12-15-18)
Free Throws Attempted	12 by Detric Lawson vs. Michigan State (11-6-18)	10 by Nick Ward of Michigan State (11-6-18)
Free Throw % (min. 5 made)	90.9 (10-11) by Detric Lawson vs. Stanford (12-1-18)	100.0 (5-5) by Fletcher Magee of Wofford (12-4-18) 100.0 (5-5) by Daejon Davis of Stanford (12-1-18) 100.0 (6-6) by Anthony Lamb of Vermont (11-12-18)
Offensive Rebounds	5 by Detric Lawson vs. New Mexico State (12-8-18) 5 by Detric Lawson vs. Tennessee (11-23-18)	8 by Cameron Jackson of Wofford (12-4-18)
Defensive Rebounds	11 by Detric Lawson vs. Stanford (12-1-18)	10 by Kenny Goins of Michigan State (11-6-18)
Total Rebounds	15 by Detric Lawson vs. Stanford (12-1-18)	11 by Dhamir Cosby-Roundtree of Villanova (12-15-18) 11 by Kenny Goins of Michigan State (11-6-18)
Assists	10 by Quentin Grimes vs. Vermont (11-12-18)	11 by Cassius Winston of Michigan State (11-6-18)
Turnovers	5 by Detric Lawson vs. Louisiana (11-16-18)	6 by Cameron Jackson of Wofford (12-4-18)
Blocked Shots	4 by Udoka Azubuike vs. Louisiana (11-16-18) 4 by Udoka Azubuike vs. Michigan State (11-6-18)	5 by Theo John of Marquette (11-21-18)
Steals	4 by Marcus Garrett vs. Villanova (12-15-18) 4 by Marcus Garrett vs. Stanford (12-1-18)	4 by Marcus Stroman of Louisiana (11-16-18)
Minutes Played (including OT)	43, 3x, last by Lagerald Vick & Devon Dotson vs. Stanford (12-1-18)	44 by Daejon Davis of Stanford (12-1-18)

TEAM SUPERLATIVES

KANSAS HIGH	KANSAS LOW	CATEGORY	OPPONENT HIGH	OPPONENT LOW
92 vs. Michigan State (11-6-18)	63 vs. New Mexico State (12-8-18)	Points	87 by Michigan State (11-6-18)	47 by Wofford (12-4-18)
50 (1st) vs. Michigan State (11-6-18)	26 (1st) vs. New Mexico State (12-8-18)	Points/Half	51 (2nd) by Michigan State (11-6-18)	21 (2nd) by Wofford (12-4-18) 21 (2nd) by Marquette (11-21-18)
18 vs. Tennessee (11-23-18)	15 vs. Stanford (12-1-18)	Points/OT	12 by Tennessee (11-23-18)	9 by Stanford (12-1-18)
33 vs. Vermont (11-12-18)	23 vs. Villanova (12-15-18)	Field Goals	31 by Tennessee (11-23-18)	17 by Wofford (12-4-18)
69 vs. Michigan State (11-6-18)	46 vs. Villanova (12-15-18)	Field Goal Attempts	75 by Tennessee (11-23-18)	55 by New Mexico State (12-8-18)
52.4 (33-63) vs. Vermont (11-12-18)	43.1 (25-58) vs. New Mexico State (12-8-18)	Field Goal Percentage	45.5 (25-55) by New Mexico State (12-8-18)	26.2 (17-65) by Wofford (12-4-18)
12 vs. Vermont (11-12-18)	3 vs. Wofford (12-4-18)	3-Point Field Goals	14 by Marquette (11-21-18)	5 by Wofford (12-4-18)
23 vs. Wofford (12-4-18)	10 vs. Marquette (11-21-18)	3-Point Field Goal Attempts	36 by Louisiana (11-16-18)	23 by Michigan State (11-6-18)
23 vs. Michigan State (11-6-18)				
63.2 (12-19) vs. Vermont (11-12-18)	13.0 (3-23) vs. Wofford (12-4-18)	3-Point Field Goal Percentage	52.2 (12-23) by Michigan State (11-6-18)	19.2 (5-26) by Wofford (12-4-18)
23 vs. Villanova (12-15-18)	6 vs. New Mexico State (12-8-18) 6 vs. Vermont (11-12-18)	Free Throws Made	23 by Michigan State (11-6-18)	3 by New Mexico State (12-8-18)
34 vs. Tennessee (11-23-18)	10 vs. Wofford (12-4-18) 10 vs. Vermont (11-12-18)	Free Throw Attempts	35 by Michigan State (11-6-18)	5 by Marquette (11-21-18)
76.7 (23-30) vs. Villanova (12-15-18)	50.0 (6-12) vs. New Mexico State (12-8-18)	Free Throw Percentage	84.2 (16-19) by Stanford (12-1-18)	30.0 (3-10) by New Mexico State (12-8-18)
16 vs. Louisiana (11-16-18)	6 vs. Wofford (12-4-18)	Offensive Rebounds	19 by Wofford (12-4-18)	5 by Vermont (11-12-18)
32 vs. Tennessee (11-23-18)	23 vs. New Mexico State (12-8-18)	Defensive Rebounds	33 by Michigan State (11-6-18)	16 by Villanova (12-15-18)
45 vs. Louisiana (11-16-18)	35 vs. Villanova (12-15-18)	Rebounds	45 by Wofford (12-4-18)	26 by Villanova (12-15-18)
28 vs. Michigan State (11-6-18)	11 vs. Wofford (12-4-18)	Fouls	25 by Tennessee (11-23-18) 25 by Michigan State (11-6-18)	13 by Vermont (11-12-18)
1, 2x, last vs. Stanford (12-1-18)	0, 7x, last vs. Villanova (12-15-18)	DQs	1, 5x, last by Villanova (12-15-18)	0, 4x last by New Mexico State (12-8-18)
21 vs. Michigan State (11-6-18)	9 vs. Villanova (12-15-18)	Assists	20 by New Mexico State (12-8-18)	5 by Wofford (12-4-18)
16 vs. Tennessee (11-23-18)	7 vs. Wofford (12-4-18)	Turnovers	18, 3x last by Wofford (12-4-18)	9 by Villanova (12-15-18)
16 vs. Louisiana (11-16-18)				
7 vs. Michigan State (11-6-18)	0 vs. Stanford (12-1-18)	Blocked Shots	7 by Marquette (11-21-18) 7 by Michigan State (11-6-18)	0 by Louisiana (11-16-18)
10 vs. Stanford (12-1-18)	4 vs. Villanova (12-15-18)	Steals	10 by Louisiana (11-16-18)	1 by Wofford (12-4-18)
10 vs. Michigan State (11-6-18)				

LEAD/DEFICIT BREAKDOWN GAME-BY-GAME

Opponent	FIRST HALF SCORE			SECOND HALF SCORE			FINAL SCORE			LARGEST		TIMES TIED	LEAD CHANGES	TIME LED	
	KU	OPP	MARGIN	KU	OPP	MARGIN	KU	OPP	MARGIN	LEAD	DEFICIT			MIN.	%
vs. Michigan State (11/6)	50	36	+14	42	51	(9)	92	87	+5	17	2	2	5	37:49	94.5%
VERMONT (11/12)	40	36	+4	44	32	+12	84	68	+16	18	8	1	6	23:58	59.9%
LOUISIANA (11/16)	44	41	+3	45	35	+10	89	76	+13	15	12	5	4	27:53	69.7%
vs. Marquette (11/21)	38	47	(9)	39	21	+18	77	68	+9	14	12	2	5	21:42	54.3%
vs. Tennessee (11/23)	31	33	(2)	38	36	+2	87	81	+6	7	9	7	12	22:37	50.3%
STANFORD (12/1)	29	35	(6)	46	40	+6	90	84	+6	8	12	10	15	15:58	35.5%
WOFFORD (12/4)	29	26	+3	43	21	+22	72	47	+25	29	3	2	7	32:36	81.5%
NEW MEXICO STATE (12/8)	26	28	(2)	37	32	+5	63	60	+3	10	7	8	4	19:33	48.9%
VILLANOVA (12/15)	33	31	+2	41	40	+1	74	71	+3	9	5	8	8	28:36	71.5%
SOUTH DAKOTA (12/18)															
at Arizona State (12/22)															
EASTERN MICHIGAN (12/29)															
OKLAHOMA (1/2)															
at Iowa State (1/5)															
TCU (1/9)															
at Baylor (1/12)															
TEXAS (1/14)															
at West Virginia (1/19)															
IOWA STATE (1/21)															
at Kentucky (1/26)															
at Texas (1/29)															
TEXAS TECH (2/2)															
at Kansas State (2/5)															
OKLAHOMA STATE (2/9)															
at TCU (2/11)															
WEST VIRGINIA (2/16)															
at Texas Tech (2/23)															
KANSAS STATE (2/25)															
at Oklahoma State (3/2)															
at Oklahoma (3/5)															
BAYLOR (3/9)															
AVG/GM	35.6	34.8	+0.8	41.7	34.2	+7.4	80.9	71.3	+9.6	14.1	7.8	5.0	7.3	25:21	62.4%

KANSAS' RECORD WHEN...

	2018-19	Bill Self era
Leading At Half	5-0	373-28
Trailing At Half	4-0	68-65
Tied At Half	0-0	15-3
Leading With 5:00 Remaining in Regulation	7-0	418-15
Trailing With 5:00 Remaining in Regulation	1-0	33-78
Tied With 5:00 Remaining in Regulation	1-0	5-3
In Overtime	2-0	22-9
Kansas Outrebounds Opponent	7-0	341-39
Kansas Is Outrebounded	2-0	96-50
Kansas Is Tied in Rebounds	0-0	19-7
Kansas Commits More Turnovers	4-0	178-63
Opponent Commits More Turnovers	5-0	246-29
Kansas Is Tied in Turnovers	0-0	33-4
Kansas Has More Free Throw Attempts	6-0	297-29
Opponent Has More Free Throw Attempts	2-0	140-65
Kansas is Tied in Free Throw Attempts	1-0	19-2
Kansas Shoots 50% or Better	4-0	242-9
Kansas Shoots Less Than 50%	5-0	214-87
Opponent Shoots 50% or Better	0-0	7-23
Opponent Shoots Less Than 50%	9-0	449-73
Kansas Shoots Better Than Opponent	8-0	425-34
Opponent Shoots Better Than Kansas	1-0	31-60
Kansas and Opponent Tied in FG%	0-0	0-2
Kansas Bench Outscores Opponent Bench	6-0	291-35
Opponent Bench Outscores Kansas Bench	3-0	157-58
Kansas is Tied in Bench Points	0-0	8-3
Kansas Scores Between 0-59	0-0	9-16
Kansas Scores Between 60-69	1-0	67-49
Kansas Scores Between 70-79	3-0	141-18
Kansas Scores Between 80-89	3-0	150-12
Kansas Scores Between 90-99	2-0	64-1
Kansas Scores 100 or More	0-0	25-0
Opponent Scores Between 0-59	1-0	163-1
Opponent Scores Between 60-69	3-0	174-28
Opponent Scores Between 70-79	2-0	86-32
Opponent Scores Between 80-89	3-0	30-29
Opponent Scores 90 or More	0-0	3-6
On Mondays	1-0	65-16
On Tuesdays	2-0	53-14
On Wednesdays	1-0	63-6
On Thursdays	0-0	29-4
On Fridays	2-0	55-8
On Saturdays	3-0	159-38
On Sundays	0-0	32-10
In November	5-0	76-11
In December	4-0	87-13
In January	0-0	110-19
In February	0-0	94-25
In March	0-0	87-27
In April	0-0	2-1
On CBS	0-0	53-20
On CBS Sports Network	0-0	2-0
On ESPN	3-0	128-43
On ESPN2	4-0	82-12
On ESPNU	0-0	37-5
On Jayhawk TV	2-0	87-3
On Big 12 Network TV	0-0	41-6
On AXS	0-0	1-0
On TBS/TNT/TruTV	0-0	12-3
On NBCSports Network	0-0	1-1
On FSI	0-0	2-0
On Fox Sports Net	0-0	4-1
On ABC	0-0	6-2

MISCELLANEOUS STREAKS

Kansas' All-Time Record	2,257-849
Consecutive games with a 3-point field goal	125
Consecutive games opponent under 100 points	82
Number of 100-point games in Kansas history	116
Number of 100-point games in Bill Self era	25
KU's All-Time Overtime Record	69-57
KU's last OT game	12/1/2018 (Kansas 90, Stanford 84 [OT])
Consecutive Allen Fieldhouse Sellouts	280

	G	TOTAL	AVERAGE
Home (Allen Fieldhouse)	5	81,500	16,300
Home (Sprint Center)	1	15,210	15,210
Away	0	0	0
Neutral	3	29,379	9,793
Total	9	126,089	14,010

MISCELLANEOUS STATS

STARTING LINEUPS (4)

(W-L)	1	2	3	4	5
6-0	D. Lawson	Grimes	Dotson	Vick	Azubuike
1-0	D. Lawson	Grimes	Dotson	Garrett	Azubuike
1-0	D. Lawson	Grimes	Dotson	Garrett	Moore
1-0	D. Lawson	Grimes	Dotson	Vick	Garrett

WIN/LOSS MARGIN

	1	2	3	4	5	6	7	8	9	10	11-15	16-29	30+
Wins	-	-	2	-	1	2	-	-	1	-	1	2	-
Losses	-	-	-	-	-	-	-	-	-	-	-	-	-

VIOLATIONS/TECHNICAL FOULS

	3-Seconds	5-Seconds	10-Seconds	Shot Clock Exp.	Lane Viol.	Technical	Goaltending
Kansas	-	-	-	-	2	-	-
Opponent	-	1	-	3	1	-	2

LEADS AND DEFICITS

KU's Biggest Halftime Lead	14 (50-36) vs. Michigan State (11-6-18)
KU's Biggest Halftime Lead Blown	3 (29-26) vs. Wofford (12-4-18)
KU's Biggest Halftime Deficit	9 (38-47) vs. Marquette (11-21-18)
KU's Biggest Halftime Deficit Erased	9 (38-47) vs. Marquette (11-21-18)
KU's Biggest Overall Lead	29 (70-41) vs. Wofford (12-4-18)
KU's Biggest Win Total	25 (72-47) vs. Wofford (12-4-18)
KU's Biggest Loss Total	-
KU's Biggest Lead Blown	10 (12-2) vs. New Mexico State (12-8-18), KU won 63-60
KU's Biggest Overall Deficit	12 (43-31) vs. Stanford (12-1-18)
	12 (30-42) vs. Marquette (11-21-18)
	12 (20-32) vs. Louisiana (11-16-18)
KU's Biggest Deficit Overcome	12 (43-31) vs. Stanford (12-1-18)
	12 (30-42) vs. Marquette (11-21-18)
	12 (20-32) vs. Louisiana (11-16-18)

JUMP BALLS CONTROLLED (INCLUDES OT)

Kansas	6
Opponents	5

HOW KU SCORED FIRST POINTS

3-Pointer	6
Lay-Up	1
Jump Shot	2
Alley-Oop	-
Free Throw	-
Dunk	-
Follow	-

BENCH POINTS PTS (AVG)

Kansas	114 (12.7)
Opponents	105 (11.6)

WHO SCORED KU'S FIRST POINTS

Lagerald Vick	4
Devon Dotson	2
Udoka Azubuike	1
Quentin Grimes	1
Charlie Moore	1

20-PLUS POINT GAMES

Dedric Lawson	7
Lagerald Vick	4
Udoka Azubuike	1
Quentin Grimes	1

DOUBLE-FIGURE SCORING

Dedric Lawson	8
Devon Dotson	6
Lagerald Vick	6
Udoka Azubuike	4
Quentin Grimes	3
Marcus Garrett	2

FIRST PLAYER OFF THE BENCH (sometimes multiple players)

Mitch Lightfoot	7
Charlie Moore	4
Marcus Garrett	1
Lagerald Vick	1

DOUBLE-FIGURE REBOUNDING

Dedric Lawson	6
Udoka Azubuike	1

DOUBLE-DOUBLES

Dedric Lawson	6
Udoka Azubuike	1
Quentin Grimes	1

INDIVIDUAL MISCELLANEOUS STATISTICS (*HUSTLE PLAYS)

NO. - PLAYER	*FLOOR BURNS	DUNKS	CHARGES DRAWN	FT-FTA (LAST 5:00/OT)
0 - Garrett	3	3	1	0-1
1 - D. Lawson	9	2	2	19-26
2 - Moore	3	-	1	5-6
5 - Grimes	5	1	-	4-6
11 - Dotson	11	-	3	11-13
12 - Teahan	-	-	-	-
13 - K.J. Lawson	2	-	-	3-4
20 - Luinstra	-	-	-	-
22 - De Sousa	-	-	-	-
24 - Vick	5	5	-	5-6
30 - Agbaji	-	-	-	-
33 - McCormack	1	2	-	-
35 - Azubuike	3	27	-	4-9
44 - Lightfoot	1	2	4	-
TOTALS	43	42	11	51-71 (.718)
OPPONENTS	35	22	13	29-37 (.784)

BOX SCORES

1

#1/1 KANSAS 92, #10/10 MICHIGAN STATE 87 Nov. 6, 2018 | Indianapolis, Ind. | Bankers Life Fieldhouse



Michigan St. 87 • 0-1

Box score table for Michigan St. vs Kansas. Columns: Player, FG-FGA, 3-Ptr, FT-FTA, Rebounds, PF, TP, A TO Blk Stl, Min. Totals: 26-59, 12-23, 23-35, 7 33 40, 25 87, 19 18 7 5 200.

FG % 1st Half: 9-26 34.6% 2nd half: 17-33 51.5% Game: 26-59 44.1% Deadball Rebounds 8,1
3FG % 1st Half: 4-9 44.4% 2nd half: 8-14 57.1% Game: 12-23 52.2%
FT % 1st Half: 14-25 56.0% 2nd half: 9-10 90.0% Game: 23-35 65.7%

Kansas 92 • 1-0

Box score table for Kansas vs Michigan St. Columns: Player, FG-FGA, 3-Ptr, FT-FTA, Rebounds, PF, TP, A TO Blk Stl, Min. Totals: 31-69, 10-23, 20-33, 13 29 42, 28 92, 21 11 7 10 200.

FG % 1st Half: 19-40 47.5% 2nd half: 12-29 41.4% Game: 31-69 44.9% Deadball Rebounds 4,1
3FG % 1st Half: 5-12 41.7% 2nd half: 5-11 45.5% Game: 10-23 43.5%
FT % 1st Half: 7-12 58.3% 2nd half: 13-21 61.9% Game: 20-33 60.6%

Officials: Mike Eades, Terry Wymmer, Keith Kimble
Technical fouls: Michigan St.-None. Kansas-None.
Attendance: 18907
2018 Champions Classic

Score by periods table: 1st 2nd Total. Michigan St. 36 51 87. Kansas 50 42 92.

Last FG - MSU 2nd-00:34, KU 2nd-04:53.
Largest lead - MSU by 2 1st-19:38, KU by 17 1st-03:21.
MSU led for 01:13. KU led for 37:50. Game was tied for 00:57.

Score tied - 2 times.
Lead changed - 5 times.

2

#2/1 KANSAS 84, VERMONT 68 Nov. 12, 2018 | Lawrence, Kan. | Allen Fieldhouse



Vermont 68 • 1-1

Box score table for Vermont vs Kansas. Columns: Player, FG-FGA, 3-Ptr, FT-FTA, Rebounds, PF, TP, A TO Blk Stl, Min. Totals: 23-56, 9-26, 13-17, 5 23 28, 13 68, 11 12 2 3 200.

FG % 1st Half: 13-26 50.0% 2nd half: 10-30 33.3% Game: 23-56 41.1% Deadball Rebounds 2,1
3FG % 1st Half: 6-15 40.0% 2nd half: 3-11 27.3% Game: 9-26 34.6%
FT % 1st Half: 4-7 57.1% 2nd half: 9-10 90.0% Game: 13-17 76.5%

Kansas 84 • 2-0

Box score table for Kansas vs Vermont. Columns: Player, FG-FGA, 3-Ptr, FT-FTA, Rebounds, PF, TP, A TO Blk Stl, Min. Totals: 33-63, 12-19, 6-10, 8 30 38, 18 84, 19 13 2 7 200.

FG % 1st Half: 17-33 51.5% 2nd half: 16-30 53.3% Game: 33-63 52.4% Deadball Rebounds 2
3FG % 1st Half: 5-10 50.0% 2nd half: 7-9 77.8% Game: 12-19 63.2%
FT % 1st Half: 1-3 33.3% 2nd half: 5-7 71.4% Game: 6-10 60.0%

Officials: James Luckie, Michael Stephens, Jeb Hartness
Technical fouls: Vermont-None. Kansas-None.
Attendance: 16300
NIT Season Tip-Off (Campus Round)

Score by periods table: 1st 2nd Total. Vermont 36 32 68. Kansas 40 44 84.

Last FG - VU 2nd-03:17, KU 2nd-00:40.
Largest lead - VU by 8 1st-16:00, KU by 18 2nd-07:26.
Attendance: 4981
KU led for 15:26. KU led for 23:58. Game was tied for 00:36.

Score tied - 1 time.
Lead changed - 6 times.

3

#2/1 KANSAS 89, LOUISIANA 76 Nov. 16, 2018 | Lawrence, Kan. | Allen Fieldhouse



Louisiana 76 • 1-2

Box score table for Louisiana vs Kansas. Columns: Player, FG-FGA, 3-Ptr, FT-FTA, Rebounds, PF, TP, A TO Blk Stl, Min. Totals: 27-63, 12-36, 10-12, 8 24 32, 20 76, 16 15 0 10 200.

FG % 1st Half: 14-31 45.2% 2nd half: 13-32 40.6% Game: 27-63 42.9% Deadball Rebounds 1
3FG % 1st Half: 6-17 35.3% 2nd half: 6-19 31.6% Game: 12-36 33.3%
FT % 1st Half: 7-8 87.5% 2nd half: 3-4 75.0% Game: 10-12 83.3%

Kansas 89 • 3-0

Box score table for Kansas vs Louisiana. Columns: Player, FG-FGA, 3-Ptr, FT-FTA, Rebounds, PF, TP, A TO Blk Stl, Min. Totals: 32-65, 8-22, 17-26, 16 29 45, 14 89, 20 16 5 6 200.

FG % 1st Half: 15-36 41.7% 2nd half: 17-29 58.6% Game: 32-65 49.2% Deadball Rebounds 2
3FG % 1st Half: 5-14 35.7% 2nd half: 3-8 37.5% Game: 8-22 36.4%
FT % 1st Half: 9-12 75.0% 2nd half: 8-14 57.1% Game: 17-26 65.4%

Officials: Gary Maxwell, Marques Pettigrew, Rodrick Dixon
Technical fouls: Louisiana-None. Kansas-TEAM.
Attendance: 16300

Score by periods table: 1st 2nd Total. Louisiana 41 35 76. Kansas 44 45 89.

Last FG - LA 2nd-00:48, KU 2nd-00:59.
Largest lead - LA by 12 1st-09:18, KU by 15 2nd-00:59.
LA led for 09:43. KU led for 27:53. Game was tied for 02:24.

Score tied - 5 times.
Lead changed - 4 times.

4

#2/2 KANSAS 77, MARQUETTE 68 Nov. 21, 2018 | Brooklyn, N.Y. | Barclays Center



Marquette 68 • 3-2

Box score table for Marquette vs Kansas. Columns: Player, FG-FGA, 3-Ptr, FT-FTA, Rebounds, PF, TP, A TO Blk Stl, Min. Totals: 25-60, 14-31, 4-5, 7 24 31, 22 68, 17 13 7 2 200.

FG % 1st Half: 18-33 54.5% 2nd half: 7-27 25.9% Game: 25-60 41.7% Deadball Rebounds 1
3FG % 1st Half: 11-21 52.4% 2nd half: 3-10 30.0% Game: 14-31 45.2%
FT % 1st Half: 0-0 0.0% 2nd half: 4-5 80.0% Game: 4-5 80.0%

Kansas 77 • 4-0

Box score table for Kansas vs Marquette. Columns: Player, FG-FGA, 3-Ptr, FT-FTA, Rebounds, PF, TP, A TO Blk Stl, Min. Totals: 28-58, 5-10, 16-24, 10 28 38, 15 77, 10 8 5 6 200.

FG % 1st Half: 12-25 48.0% 2nd half: 16-33 48.5% Game: 28-58 48.3% Deadball Rebounds 4
3FG % 1st Half: 4-7 57.1% 2nd half: 1-3 33.3% Game: 5-10 50.0%
FT % 1st Half: 10-13 76.9% 2nd half: 6-11 54.5% Game: 16-24 66.7%

Officials: Bo Boroski, Wally Rutecki, Lamar Simpson
Technical fouls: Marquette-None. Kansas-None.
Attendance: 4981
2018 NIT Season Tip-Off - Semifinal

Score by periods table: 1st 2nd Total. Marquette 47 21 68. Kansas 38 39 77.

Last FG - MU 2nd-00:22, KU 2nd-03:33.
Largest lead - MU by 12 1st-02:16, KU by 14 2nd-04:03.
MU led for 17:26. KU led for 21:42. Game was tied for 00:52.

Score tied - 2 times.
Lead changed - 5 times.

BOX SCORES

9

#1/1 KANSAS 74, #17/16 VILLANOVA 71

Dec. 15, 2018 | Lawrence, Kan. | Allen Fieldhouse



Villanova 71 • 8-4

##	Player	Total			3-Ptr			Rebounds			PF	TP	A	TO	Blk	Stl	Min
		FG-FGA	FG-FGA	FT-FTA	FG-FGA	FG-FGA	FT-FTA	Off	Def	Tot							
04	Paschall, Eric	f	4-10	2-3	7-8	3	1	4	4	17	1	3	0	1		33	
15	Bey, Saddiq	f	3-8	1-3	0-0	4	1	5	2	7	1	1	0	2		36	
21	Cosby-Roundtree, D	f	1-2	0-0	1-2	3	8	11	5	3	1	1	2	0		28	
02	Gillespie, Collin	g	5-14	1-7	4-6	0	2	2	3	15	3	2	0	1		36	
05	Booth, Phil	g	11-21	4-11	3-3	0	2	2	2	29	2	0	0	0		38	
10	Swider, Cole		0-1	0-1	0-0	0	0	0	0	0	0	0	0	0		4	
23	Samuels, Jermaine		0-3	0-3	0-0	0	1	1	3	0	0	1	0	1		15	
24	Cremona, Joe		0-0	0-0	0-0	0	0	0	2	0	0	1	0	0		10	
	Team					0	1	1									
	Totals		24-59	8-28	15-19	10	16	26	21	71	8	9	2	5		200	

FG % 1st Half: 10-26 38.5% 2nd half: 14-33 42.4% Game: 24-59 40.7% Deadball
 3FG % 1st Half: 5-13 38.5% 2nd half: 3-15 20.0% Game: 8-28 28.6% Rebounds
 FT % 1st Half: 6-8 75.0% 2nd half: 9-11 81.8% Game: 15-19 78.9% 3

Kansas 74 • 9-0

##	Player	Total			3-Ptr			Rebounds			PF	TP	A	TO	Blk	Stl	Min
		FG-FGA	FG-FGA	FT-FTA	FG-FGA	FG-FGA	FT-FTA	Off	Def	Tot							
01	Dedric Lawson	f	10-15	1-2	7-9	2	10	12	4	28	1	0	0	0		38	
00	Marcus Garrett	g	0-4	0-2	1-2	3	1	4	1	1	3	1	1	4		37	
05	Quentin Grimes	g	0-2	0-1	1-2	0	0	0	3	1	1	3	0	0		14	
11	Devon Dotson	g	3-6	1-1	4-4	1	1	2	4	11	1	2	0	0		26	
24	Lagerald Vick	g	9-15	3-8	8-10	0	7	7	2	29	1	3	0	0		39	
02	Charlie Moore		0-1	0-0	2-2	0	1	1	3	2	0	3	0	0		17	
13	K.J. Lawson		0-2	0-1	0-0	2	1	3	1	0	2	1	0	0		14	
33	David McCormack		0-0	0-0	0-0	0	0	0	0	0	0	0	0	0		1	
44	Mitch Lightfoot		1-1	0-0	0-1	0	2	2	1	2	0	1	1	0		14	
	Team					1	3	4									
	Totals		23-46	5-15	23-30	9	26	35	19	74	9	14	2	4		200	

FG % 1st Half: 11-22 50.0% 2nd half: 12-24 50.0% Game: 23-46 50.0% Deadball
 3FG % 1st Half: 4-11 36.4% 2nd half: 1-4 25.0% Game: 5-15 33.3% Rebounds
 FT % 1st Half: 7-8 87.5% 2nd half: 16-22 72.7% Game: 23-30 76.7% 5

Officials: Ray Natili, Michael Stephens, James Breeding
 Technical fouls: Villanova-None. Kansas-None.
 Attendance: 16300

Score by periods	1st	2nd	Total
Villanova	31	40	71
Kansas	33	41	74

Points	In	Off	2nd	Fast	Bench
NOVA	30	9	12	2	0
KU	24	10	10	5	4

Last FG - NOVA 2nd-00:09, KU 2nd-02:23.
 Largest lead - NOVA by 5 1st-14:33, KU by 9 1st-02:43.
 NOVA led for 06:37. KU led for 28:36. Game was tied for 04:47.

Score tied - 8 times.
 Lead changed - 8 times.

THE LAST TIME...

A TEAM SCORED 100+ POINTS IN A GAME

KU	104 (W, 104-74)	vs. Oklahoma, 2-19-18
Opp.	103 (L, 99-103)	by Indiana, 11-11-16

A TEAM SCORED 50 OR FEWER POINTS IN A GAME

KU	40 (L, 40-72)	vs. Kentucky, 11-18-14
Opp.	47 (W, 72-47)	by Wofford, 12-4-18

A TEAM SCORED 90+ POINTS IN ALLEN FIELDHOUSE

KU	90 (W, 90-84 [ot])	vs. Stanford, 12-1-18
Opp.	95 (L, 85-95)	by Arizona State, 12-10-17

A TEAM SCORED 60 OR FEWER POINTS IN ALLEN FIELDHOUSE

KU	57 (L, 57-61)	vs. San Diego State, 1-5-14
Opp.	47 (W, 72-47)	by Wofford, 12-4-18

A TEAM SCORED 90 POINTS IN A LOSS

KU	99 (99-103 OT)	vs. Indiana, 11-11-16
Opp.	106 (L, 106-109 3OT)	by Oklahoma, 1-4-16

A TEAM SCORED 60 OR FEWER POINTS IN A VICTORY

KU	56 (W, 56-55)	at Baylor, 1-7-15
Opp.	60 (L, 57-60)	by Stanford, 3-23-14

A TEAM HAD 5+ PLAYERS SCORE IN DOUBLE FIGURES

KU	Newman (20), Graham (18), Mykhailiuk (16), De Sousa (16), Vick (10)	vs. West Virginia, 3-10-18
Opp.	Paschall (24), Brunson (18), DiVincenzo (15), Spellman (15), Booth (10), Bridges (10)	by Villanova, 3-31-18

A TEAM WON A GAME BY 25+ POINTS

KU	+25 (72-47)	vs. Wofford, 12-4-18
Opp.	+25 (77-52)	by Temple, 12-22-14

A TEAM WON A GAME BY 50+ POINTS

KU	+51 (123-72)	vs. Chaminade, 11-23-15
Opp.		Never

A TEAM WON AN OVERTIME GAME (SINGLE-OVERTIME)

KU	90-84	vs. Stanford, 12-1-18
Opp.	92-89	by Iowa State, 2-4-17

A TEAM WON A DOUBLE-OVERTIME GAME

KU	68-68	at Oklahoma State, 2-20-13
Opp.	80-79	by Texas Tech, 2-14-05

A TEAM WON A TRIPLE-OVERTIME GAME

KU	109-106	vs. Oklahoma, 1-4-16
Opp.	76-73	by Oklahoma State, 2-4-81

A TEAM SHOT 60% FG IN A GAME

KU	60.3% (35-58)	vs. Texas, 2-26-18
Opp.	60.4%	by Oklahoma State, 2-27-10

A TEAM SHOT 30% OR WORSE FG IN A GAME

KU	19.6%	vs. Kentucky, 11-18-14
Opp.	26.2%	by Wofford, 12-4-18

A TEAM MADE 12+ 3-POINT FG IN A GAME

KU	12	vs. Vermont, 11-12-18
Opp.	12	by Stanford, 12-1-18

A TEAM DID NOT MAKE A 3-POINT FG IN A GAME

KU	0-8	vs. TCU, 3-12-15
Opp.	0-9	by Stanford, 3-23-14

A TEAM SHOT 60% 3-POINT FG IN A GAME (min. 10)

KU	63.2 (12-19)	vs. Vermont, 11-12-18
Opp.	69.2% (9-13)	by Colorado, 1-25-11

A TEAM MADE 30+ FREE THROWS IN A GAME

KU	33	vs. West Virginia, 2-13-17
Opp.	30	by Stanford, 12-3-16

A TEAM MADE 5 OR FEWER FREE THROWS IN A GAME

KU	4	vs. West Virginia, 3-10-18
Opp.	3	by New Mexico State, 12-8-18

A TEAM ATTEMPTED 40+ FREE THROWS IN A GAME

KU	44	vs. West Virginia, 2-13-17
Opp.	47	by West Virginia, 1-12-16

A TEAM SHOT 90% OR BETTER FREE THROWS IN A GAME

KU	90.9 (10-11)	vs. Oklahoma, 2-19-18
Opp.	100.0 (10-10)	by West Virginia, 3-10-18

A TEAM SHOT 40% OR WORSE FREE THROWS IN A GAME

KU	30.0% (3-10)	vs. Texas, 2-26-18
Opp.	30.0% (3-10)	by New Mexico State, 12-8-18

A TEAM HAD 25+ OFFENSIVE REBOUNDS IN A GAME

KU	28	vs. Fort Hays State, 12-10-03
Opp.	26	by TCU, 1-28-15

A TEAM HAD 5 OR FEWER OFFENSIVE REBOUNDS IN A GAME

KU	5	vs. Toledo, 11-28-17
Opp.	5	by Vermont, 11-12-18

A TEAM HAD 30+ DEFENSIVE REBOUNDS IN A GAME

KU	30	vs. Wofford, 12-4-18
Opp.	33	by Michigan State, 11-6-18

A TEAM HAD 40+ DEFENSIVE REBOUNDS IN A GAME

KU	43	vs. Oklahoma, 1-4-16
Opp.	41	by Oklahoma, 1-4-16

A TEAM HAD 50+ TOTAL REBOUNDS IN A GAME

KU	51	vs. Texas Southern, 11-21-17
Opp.	50	by Indiana, 11-11-16

A TEAM HAD 60+ TOTAL REBOUNDS IN A GAME

KU	60	vs. Oklahoma, 1-4-16
Opp.		Never

A TEAM HAD 25 OR FEWER TOTAL REBOUNDS IN A GAME

KU	25	vs. Kansas State, 1-13-18
Opp.	25	by Oklahoma, 2-19-18

A TEAM OUT-REBOUNDED ITS OPPONENT BY 15+

KU	+15 (47-32)	vs. Duke, 3-25-18
Opp.	+15 (44-29)	by Texas Tech, 1-2-18

A TEAM OUT-REBOUNDED ITS OPPONENT BY 20+

KU	+23 (49-26)	vs. Omaha, 12-18-17
Opp.		Never

A TEAM OUT-REBOUNDED ITS OPPONENT BY 30+

KU	+30 (61-31)	vs. Alcorn State, 12-2-09
Opp.		Never

3+ PLAYERS WITH 10+ REBOUNDS IN A GAME

KU	Markieff Morris (13), Marcus Morris (11) & Thomas Robinson (10)	vs. Valparaiso, 11-15-10
Opp.	Eduardo Najera (12), Eric Martin (10) & Ryan Humphrey (10)	of Oklahoma, 2-20-99

2 PLAYERS WITH A DOUBLE-DOUBLE IN SAME GAME

KU	Udoka Azubuike (23 pts, 11 reb) & Quentin Grimes (10 pts, 10 assists)	vs. Vermont, 11-12-18
Opp.	Cameron Lard (15 pts, 10 reb) & Nick Weiler-Babb (13 pts, 10 reb)	of Iowa State, 1-9-18

3 PLAYERS WITH A DOUBLE-DOUBLE IN SAME GAME

KU	D. Graham (17p, 11a), L. Vick (19p, 11r) & M. Garrett (13p, 11r)	vs. Texas Southern, 11-21-17
Opp.		Never

A PLAYER WITH A TRIPLE-DOUBLE IN A GAME

KU	Jeff Withey (16 pts, 12 reb, 12 blk)	vs. San Jose State, 11-26-12
Opp.	Denzel Valentine (29 pts, 12 reb, 12 ast)	of Michigan State, 11-17-15

A TEAM HAD 25+ ASSISTS IN A GAME

KU	25	vs. Omaha, 12-18-17
Opp.	26	by Oklahoma, 1-10-94

A TEAM HAD 7 OR FEWER ASSISTS IN A GAME

KU	7	at Oklahoma, 3-7-15
Opp.	5	by Wofford, 12-4-18

THE LAST TIME...

A TEAM HAD 15+ STEALS IN A GAME			
KU	15	vs. Towson, 11-11-11	
Opp.	22	by West Virginia, 1-16-16	
A TEAM DID NOT HAVE A STEAL IN A GAME			
KU		vs. Syracuse, 3-18-01	
Opp.		Oakland, 11-25-09	
A TEAM HAD 10+ BLOCKED SHOTS IN A GAME			
KU	12	vs. Nebraska, 12-10-16	
Opp.	10	by Kentucky, 11-14-17	
A TEAM DID NOT BLOCK A SHOT IN A GAME			
KU		vs. Stanford, 12-1-18	
Opp.		by Louisiana, 11-16-18	
A TEAM COMMITTED 30+ FOULS IN A GAME			
KU	32	vs. Indiana, 11-11-16	
Opp.	31	by West Virginia, 2-13-17	
A TEAM COMMITTED 10 OR FEWER FOULS IN A GAME			
KU	10	vs. West Virginia, 3-10-18	
Opp.	10	by Omaha, 12-18-17	
A TEAM HAD TWO PLAYERS DISQUALIFIED (FOUL OUT)			
KU	Sviatoslav Mykhailiuk / Carlton Bragg Jr. / Lagerald Vick	vs. West Virginia, 2-13-17	
Opp.	Wendell Carter / Trevon Duval	of Duke, 3-25-18	
A TEAM HAD THREE PLAYERS DISQUALIFIED (FOUL OUT)			
KU	Sviatoslav Mykhailiuk / Carlton Bragg Jr. / Lagerald Vick	vs. West Virginia, 2-13-17	
Opp.	Poythress / Willis / Lee / Labissiere	of Kentucky, 1-30-16	
A TEAM HAD FOUR PLAYERS DISQUALIFIED (FOUL OUT)			
KU	Frank Mason III / Devonte' Graham / Carlton Bragg Jr. / Landen Lucas	vs. Indiana, 11-11-16	
Opp.			
A TEAM SCORED 50+ POINTS IN A HALF			
KU	50, 1st half	vs. Michigan State, 11-6-18	
Opp.	51, 2nd half	by Michigan State, 11-6-18	
A TEAM SCORED 60+ POINTS IN A HALF			
KU	66, 1st half	vs. Texas Southern, 11-21-17	
Opp.	60, 2nd half	by Texas Tech, 2-13-99	
A TEAM HAD 20 OR FEWER POINTS IN A HALF			
KU	20, 1st half	at Baylor, 2-10-18	
Opp.	20, 1st half	by UNLV, 12-22-16	
A TEAM SHOT 70% OR BETTER FG IN A HALF			
KU	72.0 (18-25), 2nd half	vs. West Virginia, 3-10-18	
Opp.	75.0, 1st half	by Baylor, 1-25-93	
A TEAM SHOT 20% OR WORSE FG IN A HALF			
KU	13.6%, 1st half	at TCU, 2-6-13	
Opp.	19.4%, 2nd half	by Wofford, 12-4-18	
A TEAM MADE 7+ 3-POINTERS IN A HALF			
KU	7, 2nd half	vs. Vermont, 11-12-18	
Opp.	11, 1st half	by Marquette, 11-21-18	
A TEAM MADE DID NOT MAKE A 3-POINTER IN A HALF			
KU	0-6, 1st half	vs. Stanford, 12-1-18	
Opp.	0-10, 2nd half	by Oklahoma State, 3-8-18	
A TEAM DID NOT MAKE A FREE THROW IN A HALF			
KU	1st half (0-1)	vs. New Mexico State, 12-8-18	
Opp.	1st half (0-0)	by Marquette, 11-21-18	
A TEAM DID NOT ATTEMPT A FREE THROW IN A HALF			
KU	1st half	vs. Kansas State, 3-9-18	
Opp.	1st half	by Marquette, 11-21-18	
A TEAM HAD 30+ REBOUNDS IN A HALF			
KU	32, 2nd half	vs. UMKC, 12-6-16	
Opp.	32, 1st half	by Rhode Island, 12-30-06	

A TEAM HAD 15+ ASSISTS IN A HALF			
KU	16, 1st half	vs. Texas Southern, 11-21-17	
Opp.	15, 1st half	by North Carolina, 3-25-12	
A TEAM DID NOT HAVE A TURNOVER IN A HALF			
KU	2nd half	vs. Wofford, 12-4-18	
Opp.	2nd half	vs. Kansas State, 1-13-18	
A TEAM HAD 10+ STEALS IN A HALF			
KU	10, 1st half	vs. Texas, 1-21-17	
Opp.	11, 2nd half	by Long Beach State, 12-6-11	
A TEAM HAD 7+ BLOCKED SHOTS IN A HALF			
KU	7, 2nd half	vs. Siena, 11-18-16	
Opp.	7, 1st half and 2nd half	by Texas, 2-28-15	
A PLAYER SCORED 30+ POINTS IN A GAME			
KU	33 by Lagerald Vick	vs. Louisiana, 11-16-18	
Opp.	31 by Gabe Devoe	of Clemson, 3-23-18	
A PLAYER SCORED 40+ POINTS IN A GAME			
KU	41 by Andrew Wiggins	at West Virginia, 3-8-14	
Opp.	46 by Buddy Hield	of Oklahoma, 1-4-16	
A PLAYER SHOT 80% OR BETTER FG IN A GAME (MIN. 10 ATT.)			
KU	81.8 (9-11) by Udoka Azubuike	vs. Stanford, 12-1-18	
Opp.	90.9 (10-11) by Eric Paschall	of Villanova, 3-31-18	
A PLAYER MADE 7+ 3-POINTERS IN A GAME			
KU	7 by Lagerald Vick	vs. Louisiana, 11-16-18	
Opp.	7 by Deonte Burton	of Iowa State, 2-4-17	
A PLAYER SHOT 100% 3-POINT FG (MIN. 5 ATT.)			
KU	8-8 by Lagerald Vick	vs. Vermont, 11-12-18	
Opp.	5-5 by Desmond Mason	of Oklahoma State, 2-7-00	
A PLAYER MADE 12+ FREE THROWS IN A GAME			
KU	13 (13-13) by Devonte' Graham	vs. Texas Tech, 1-2-18	
Opp.	19 (19-22) by Reid Travis	of Stanford, 12-3-16	
A PLAYER SHOT 100% FREE THROWS IN A GAME (MIN. 10 ATT.)			
KU	13-13 by Devonte' Graham	vs. Texas Tech, 1-2-18	
Opp.	12-12 by Taurean Prince	of Baylor, 1-2-16	
A PLAYER HAD 8+ OFFENSIVE REBOUNDS IN A GAME			
KU	9 by Jeff Withey	vs. Baylor, 1-16-12	
Opp.	8 by Cameron Jackson	of Wofford, 12-4-18	
A PLAYER HAD 12+ DEFENSIVE REBOUNDS IN A GAME			
KU	12 by Landen Lucas	vs. Iowa State, 2-4-17	
Opp.	14 by Angel Delgado	of Seton Hall, 3-17-18	
A PLAYER HAD 15+ TOTAL REBOUNDS IN A GAME			
KU	15 by Dedric Lawson	vs. Stanford, 12-1-18	
Opp.	23 by Angel Delgado	of Seton Hall, 3-17-18	
A PLAYER HAD 10+ ASSISTS IN A GAME			
KU	10 by Quentin Grimes	vs. Vermont, 11-12-18	
Opp.	11 by Cassius Winston	of Michigan State, 11-6-18	
A PLAYER HAD 7+ TURNOVERS IN A GAME			
KU	7 by Frank Mason III	at West Virginia, 1-12-16	
Opp.	7 by Mark Vital	of Baylor, 2-10-18	
A PLAYER HAD 7+ BLOCKED SHOTS IN A GAME			
KU	8 by Joel Embiid	vs. Oklahoma State, 1-18-14	
Opp.	8 by Mohamed Bamba	of Texas, 12-29-17	
A PLAYER HAD 7+ STEALS IN A GAME			
KU	7 by Xavier Henry	vs. Baylor, 1-20-10	
Opp.	7 by Terry Black	of Baylor, 2-26-00	
A PLAYER PLAYED ALL 40 MINUTES IN REGULATION			
KU	Lagerald Vick	vs. Louisiana, 11-16-18	
Opp.	Grayson Allen	of Duke, 3-25-18	

2018-19 OVERALL STATS

RECORD:	OVERALL	HOME	AWAY	NEUTRAL
ALL GAMES	9-0	6-0	0-0	3-0
CONFERENCE	0-0	0-0	0-0	0-0
NON-CONFERENCE	9-0	6-0	0-0	3-0

#	Player	gp-gs	min	avg	Total		3-Point		F-Throw		Rebounds				pf	dq	a	to	blk	stl	pts	avg		
					fg-fga	fg%	3fg-fga	3fg%	ft-fta	ft%	off	def	tot	avg										
01	Dedric Lawson	9-9	298	33.1	64-130	.492	3-15	.200	50-65	.769	31	66	97	10.8	26	1	24	18	8	10	181	20.1		
24	Lagerald Vick	9-7	319	35.4	57-106	.538	32-60	.533	13-17	.765	5	34	39	4.3	15	0	17	20	1	12	159	17.7		
35	Udoka Azubuike	7-7	141	20.1	41-60	.683	0-0	.000	8-25	.320	14	29	43	6.1	22	1	5	15	10	3	90	12.9		
11	Devon Dotson	9-9	290	32.2	35-67	.522	7-16	.438	22-28	.786	7	22	29	3.2	22	0	22	16	0	14	99	11.0		
05	Quentin Grimes	9-9	219	24.3	23-59	.390	11-30	.367	10-17	.588	2	17	19	2.1	22	0	21	17	0	3	67	7.4		
00	Marcus Garrett	8-3	223	27.9	15-47	.319	4-16	.250	13-22	.591	7	19	26	3.3	10	0	19	6	4	14	47	5.9		
02	Charlie Moore	9-1	172	19.1	10-39	.256	3-22	.136	8-10	.800	3	9	12	1.3	16	0	11	6	1	5	31	3.4		
13	K.J. Lawson	9-0	75	8.3	7-13	.538	2-5	.400	8-12	.667	7	15	22	2.4	12	0	7	5	0	4	24	2.7		
44	Mitch Lightfoot	9-0	78	8.7	7-12	.583	0-2	.000	3-6	.500	6	12	18	2.0	9	0	3	4	6	0	17	1.9		
33	David McCormack	8-0	32	4.0	6-13	.462	0-0	.000	1-4	.250	5	9	14	1.8	2	0	1	2	2	0	13	1.6		
20	Luinstra, Garrett	1-0	1	1.0	0-0	.000	0-0	.000	0-0	.000	0	0	0	0.0	1	0	0	0	0	0	0	0.0		
12	Teahan, Chris	1-0	2	2.0	0-0	.000	0-0	.000	0-0	.000	0	0	0	0.0	0	0	0	0	0	0	0	0.0		
Team											10	21	31					1						
Total.....		9	1850		265-546	.485	62-166	.373	136-206	.660	97	253	350	38.9	158	2	130	109	32	65	728	80.9		
Opponents.....		9	1850		226-555	.407	86-257	.335	104-144	.722	91	224	315	35.0	177	-	128	133	35	40	642	71.3		

TEAM STATISTICS	KU	OPP	Date	Opponent	Score	Att.	
SCORING	728	642	! 11/06/18	vs Michigan St.	w 92-87	18907	
Points per game	80.9	71.3	~ 11/12/18	VERMONT	w 84-68	16300	
Scoring margin	+9.6	-		11/16/18	LOUISIANA	w 89-76	16300
FIELD GOALS-ATT	265-546	226-555	# 11/21/18	vs Marquette	w 77-68	4981	
Field goal pct	.485	.407	# 11/23/18	vs Tennessee	Wot 87-81	5491	
3 POINT FG-ATT	62-166	86-257	12/01/18	STANFORD	Wot 90-84	16300	
3-point FG pct	.373	.335	12/04/18	WOFFORD	w 72-47	16300	
3-pt FG made per game	6.9	9.6	% 12/08/18	NEW MEXICO STATE	w 63-60	15210	
FREE THROWS-ATT	136-206	104-144	12/15/18	VILLANOVA	w 74-71	16300	
Free throw pct	.660	.722	* Conference game				
F-Throws made per game	15.1	11.6	! Champions Classic (Indianapolis)				
REBOUNDS	350	315	~ NIT Season Tip-Off (Lawrence)				
Rebounds per game	38.9	35.0	# NIT Season Tip-Off (Brooklyn)				
Rebounding margin	+3.9	-	% Jayhawk Shootout (Kansas City)				
ASSISTS	130	128					
Assists per game	14.4	14.2					
TURNOVERS	109	133					
Turnovers per game	12.1	14.8					
Turnover margin	+2.7	-					
Assist/turnover ratio	1.2	1.0					
STEALS	65	40					
Steals per game	7.2	4.4					
BLOCKS	32	35					
Blocks per game	3.6	3.9					
ATTENDANCE	96710	29379					
Home games-Avg/Game	6-16118	0-0					
Neutral site-Avg/Game	-	3-9793					

Score by Periods	1st	2nd	OT	Totals
Kansas	320	375	33	728
Opponents	313	308	21	642



20 GARRETT LUINSTRA (loo-IN-struh) FR • Guard • 6-2 • 155 • Lawrence, Kan. • Lawrence Free State HS

SEASON STATS

PPG	RPG	APG	FG%	3FG%	FT%
0.0	0.0	0.0	-	-	-
CAREER					
0.0	0.0	0.0	-	-	-

CAREER HIGHS

Points	-
Field Goals	-
Rebounds	-
Assists	-
Blocks	-
Steals	-
Minutes	1 vs. Wofford (12.4.18)

NOTES

Made regular-season debut playing one minute vs. Wofford (12/4) ... Played one minute with an assist and steal in the exhibition win vs. Emporia State (10/25) ... A combo guard who set his high school's single-season scoring record with 456 points as a senior ... Averaged 19 points his senior year in guiding Free State High School to the 6A state title game and a 19-6 record ... A first-team all-state selection and the Sunflower League Player of the Year his senior season.



22 SILVIO DE SOUSA (deh-SOE-suh) SO • Forward • 6-9 • 245 • Luanda, Angola • IMG Academy (Fla.)

SEASON STATS (2017-18)

PPG	RPG	BPG	FG%	3FG%	FT%
4.0	3.7	0.2	68%	-	71%
CAREER					
4.0	3.7	0.2	68%	-	71%

CAREER HIGHS

Points	16 vs. West Virginia (3.10.18)
Field Goals	8 vs. West Virginia (3.10.18)
Rebounds	11 vs. Kansas State (3.9.18)
Assists	1 4x, last vs. Duke (3.25.18)
Blocks	1 3x, last vs. Duke (3.25.18)
Steals	1 vs. West Virginia (3.10.18)
Minutes	26 2x, last vs. vs. Duke (3.25.18)

NOTES

Averaged 4.8 points and 5.4 rebounds in the 2018 NCAA Tournament ... Tied season high with 26 minutes vs. Duke (3/25) with 10 rebounds and scoring four points ... Averaged 20.0 minutes, 10.0 ppg and 9.7 rpg in the Big 12 Championship ... Posted his first double-double (16 points, 10 rebounds) vs. West Virginia (3/10) in the Big 12 title game ... Pulled down six or more rebounds seven times, including his last three games in the NCAA Tournament ... Joined the team following graduation from IMG Academy in Bradenton, Florida, following the fall 2017 semester.



24 LAGERALD VICK SR • Guard • 6-5 • 190 • Memphis, Tenn. • Douglass HS

SEASON STATS

PPG	RPG	APG	FG%	3FG%	FT%
17.7	4.3	1.9	54%	53%	77%
CAREER					
9.1	3.5	1.4	48%	41%	73%

CAREER HIGHS

Points	33 vs. Louisiana (11.16.18)
Field Goals	12 2x, last vs. Vermont (11.12.18)
Rebounds	11 vs. Texas Southern (11.21.17)
Assists	7 3x, last vs. Washington (12.6.17)
Blocks	3 vs. Oakland (11.24.17)
Steals	3 4x, last vs. Michigan St. (11.6.18)
Minutes	43 2x, last vs. Stanford (12.1.18)

NOTES

Scored 29 points with seven rebounds vs. Villanova (12/15) ... Has made three or more 3FGs in six games ... Fifth in the Big 12 in scoring at 17.7 ppg and leads the league in 3FGs made (3.6) and is fourth in 3FG Pct. (53.3) ... Two-time Big 12 Player of the Week (11/19, 12/3) ... Posted a career-high 33 points with nine rebounds vs. Louisiana (11/16) ... Had 32 points vs. Vermont (11/12) in which he set the KU game record for 3-pointers made in a game without a miss, going 8-for-8 ... Lone senior on the Kansas roster ... 2018 All-Big 12 Honorable Mention ... Had six 20-point efforts as a junior ... Averaged 7.4 ppg in 2016-17.



30 OCHAI AGBAJI (OH-chie uh-BAH-gee) FR • Guard • 6-5 • 210 • Kansas City, Mo. • Oak Park HS

SEASON STATS

PPG	RPG	APG	FG%	3FG%	FT%
-	-	-	-	-	-
CAREER					
-	-	-	-	-	-

CAREER HIGHS

Points	-
Field Goals	-
Rebounds	-
Assists	-
Blocks	-
Steals	-
Minutes	-

NOTES

Announced Nov. 5 he will redshirt the 2018-19 season ... Had eight points on 3-of-3 shooting with four rebounds in 12 minutes in the exhibition win vs. Emporia State (10/25) ... A Kansas City product who is very athletic and has a great shooting touch ... Bill Self compares Agbaji to Kansas City Jayhawk Travis Releford who played in 138 career games and was a two-year starter while at KU.



33 DAVID McCORMACK FR • Forward • 6-10 • 265 • Norfolk, Va. • Oak Hill Academy

SEASON STATS

PPG	RPG	BPG	FG%	3FG%	FT%
1.6	1.8	0.3	46%	-	25%
CAREER					
1.6	1.8	0.3	46%	-	25%

CAREER HIGHS

Points	6 vs. Wofford (12.4.18)
Field Goals	3 vs. Wofford (12.4.18)
Rebounds	6 vs. Louisiana (11.16.18)
Assists	1 vs. Michigan State (11.6.18)
Blocks	1 2x, last vs. N.M. State (12.8.18)
Steals	-
Minutes	10 vs. Louisiana (11.16.18)

NOTES

Posted a career-high six points with three rebounds vs. Wofford (12/4) ... Averages 4.0 minutes per game ... Played 10 minutes with a season-high six rebounds and two points vs. Louisiana (11/16) ... Had three points, three rebounds and one assist vs. Michigan State (11/6) ... A 2018 McDonald's All-American who also represented the USA at the Nike Hoop Summit ... A big body who showed a lot of discipline in losing more than 50 pounds during high school.



35 UDOKA AZUBUIKE (az-uh-BOO-kee) JR • Center • 7-0 • 270 • Delta, Nigeria • Potter's House Christian Academy

SEASON STATS

PPG	RPG	BPG	FG%	3FG%	FT%
12.9	6.1	1.4	68%	-	32%
CAREER					
11.3	6.4	1.6	74%	-	39%

CAREER HIGHS

Points	26 at Nebraska (12.16.17)
Field Goals	13 at Nebraska (12.16.17)
Rebounds	13 at Texas (12.29.17)
Assists	2 4x, last vs. Marquette (11.21.18)
Blocks	5 2x, last vs. Texas (2.26.18)
Steals	3 vs. Oklahoma (2.19.18)
Minutes	34 3x, last vs. Vermont (11.12.18)

NOTES

Has missed the last two games (Villanova, 12/15 & NMSU, 12/8) due to a sprained ankle suffered vs. Wofford (12/4) ... Had 18 points and nine rebounds vs. Stanford (12/1) ... Leads KU with 10 blocked shots ... Had 17 points and eight rebounds vs. Louisiana (11/16) ... Posted first DD of 2018-19 with 23 points and 11 rebounds vs. Vermont (11/12) ... In 2017-18, Led NCAA Division I in FG Pct. at 77.0, which ranks second best in NCAA history ... Posted seven 20-point games in 2017-18 ... Played in 11 games with six starts as a freshman in 2016-17 before a season-ending wrist injury.



44 MITCH LIGHTFOOT JR • Forward • 6-8 • 225 • Gilbert, Ariz. • Gilbert Christian HS

SEASON STATS

PPG	RPG	BPG	FG%	3FG%	FT%
1.9	2.0	0.7	58%	0%	50%
CAREER					
2.5	2.2	1.0	57%	36%	54%

CAREER HIGHS

Points	11 vs. Oakland (11.24.17)
Field Goals	4 4x, last vs. Kansas State (3.9.18)
Rebounds	11 vs. Penn (3.15.18)
Assists	2 at Baylor (2.10.18)
Blocks	6 at TCU (1.6.18)
Steals	2 at Iowa State (2.13.18)
Minutes	27 vs. Penn (3.15.18)

NOTES

Has averaged 16.0 minutes the last two games (8.7 for the season) ... Leads KU with four charges drawn ... Had season highs in points (7) and rebounds (6) vs. New Mexico State (12/8) ... **2017-18:** Started seven games ... Pulled down a career-high 11 rebounds vs. Penn (3/18) with nine points in the NCAA Tournament ... Finished second on the team with 54 blocked shots ... Ranked eighth in the Big 12 with 1.5 blocked shots per game ... Led Kansas with 16 charges drawn ... Was born in Kansas City and moved to Arizona as a youth.