



# KANSAS

#KUbball

f /KANSASBASKETBALL

@KUHOOPS

@KUHOOPS

DEC. 22, 2018 | ARIZONA STATE | GAME NOTES

KANSAS COMMUNICATIONS

JAYHAWKS

10-0  
OVERALL

0-0  
BIG 12

#1 / #1  
RANKING (AP/COACHES)



-vs-



8-2  
OVERALL

0-0  
PAC-12

#18 / #19  
RANKING (AP/COACHES)

SUN DEVILS

Bill Self  
HEAD COACH

457-96 (.826)  
RECORD AT KU, 16TH SEASON

Bobby Hurley  
HEAD COACH

58-48 (.547)  
RECORD AT ASU, FOURTH SEASON

## SCHEDULE (H: 7-0; A: 0-0; N: 3-0)

Date	KU Rnk	OPP Rnk	Opponent	TV	Time/Result
<b>NOVEMBER (5-0)</b>					
6	1/1	10/10	vs. Michigan State!	ESPN	W, 92-87
12	2/1	-/-	VERMONT-	ESPN2	W, 84-68
16	2/1	-/-	LOUISIANA	JTV/ESPN+	W, 89-76
21	2/2	rv/rv	vs. Marquette#	ESPN2	W, 77-68
23	2/2	5/5	vs. Tennessee#	ESPN2	W, 87-82 ot
<b>DECEMBER (5-0)</b>					
1	2/2	-/-	STANFORD	ESPN	W, 90-84 ot
4	2/2	-/-	WOFFORD	JTV/ESPN+	W, 72-47
8	2/2	-/-	NEW MEXICO STATE*	ESPN2	W, 63-60
15	1/1	17/16	VILLANOVA	ESPN	W, 74-71
18	1/1	-/-	SOUTH DAKOTA	JTV/ESPN+	W, 89-53
22	1/1	18/19	at Arizona State	ESPN2	8 p.m.
29	-/-	-/-	EASTERN MICHIGAN	JTV/ESPN+	1 p.m.
<b>JANUARY</b>					
2	-/-	-/-	OKLAHOMA*	ESPN2/U	8 p.m.
5	-/-	-/-	at Iowa State*	ESPN2	4 p.m.
9	-/-	-/-	TCU*	ESPN2/U	8 p.m.
12	-/-	-/-	at Baylor*	ESPN/2	3 p.m.
14	-/-	-/-	TEXAS*	ESPN/U	8 p.m.
19	-/-	-/-	at West Virginia*	ESPN/2	TBD
21	-/-	-/-	IOWA STATE*	ESPN/U	8 p.m.
26	-/-	-/-	at Kentucky<	ESPN/2	5 p.m.
29	-/-	-/-	at Texas*	ESPN/2	6 p.m.
<b>FEBRUARY</b>					
2	-/-	-/-	TEXAS TECH*	CBS	3 p.m.
5	-/-	-/-	at Kansas State*	ESPN/2	8 p.m.
9	-/-	-/-	OKLAHOMA STATE*	ESPN/2	11 a.m.
11	-/-	-/-	at TCU*	ESPN/2	8 p.m.
16	-/-	-/-	WEST VIRGINIA*	ESPN/2	TBD
23	-/-	-/-	at Texas Tech*	ESPN/2	5/7 p.m.
25	-/-	-/-	KANSAS STATE*	ESPN	8 p.m.
<b>MARCH</b>					
2	-/-	-/-	at Oklahoma State*	CBS	11 a.m.
5	-/-	-/-	at Oklahoma*	ESPN/2	8 p.m.
9	-/-	-/-	BAYLOR*	ESPN/2	1 p.m.
13-16	Big 12 Championship			TBD	TBD

All times Central and subject to change.

Rank: AP Top 25 / USA Today Coaches' Poll

! State Farm Champions Classic (Indianapolis, Ind.); ~ NIT Season Tip-Off (Campus Round); # NIT Season Tip-Off (Brooklyn, N.Y.); ^ Jayhawk Shootout (Kansas City, Mo.); < Big 12/Pac-12 Challenge; \* Big 12 Conference Game

## GAME 11 #1/1 KANSAS vs. #18/19 ARIZONA STATE

Tempe, Ariz. • Wells Fargo Arena (14,198)  
Saturday, December 22, 2018 • 8 p.m. (CST)



**Play-by-Play:** Dave Pasch  
**Analyst:** Bill Walton  
**Producer:** Tim Sullivan  
**Director:** Preben Martin



**Radio:** IMG Jayhawk Radio Network  
**Webcast:** KUathletics.com/Radio  
**Play-by-Play:** Brian Hanni  
**Analyst:** Greg Gurley  
**Producer/Engineer:** Steve Kincaid

### TIP-OFF

- No. 1/1 Kansas (10-0) will play its first true road game of the season at No. 18/19 Arizona State (8-2) on Saturday, Dec. 22, at 8 p.m. (Central) on ESPN2.
- Kansas and Arizona State are meeting for the 11th time in men's basketball and the series is tied at 5-5.
- Kansas is looking to go 11-0 for the first time since the 2010-11 team opened the season 18-0. An 11-0 record would be the fifth in head coach Bill Self's 16 seasons at KU (14-0 in 2004-05, 20-0 in 2007-08, 14-0 in 2009-10 and 18-0 in 2010-11).
- At 10-0, Kansas has now won 10 or more consecutive games 16 times in Bill Self's 16 seasons at KU. The 10 straight is the longest at KU since 2016-17 when the Jayhawks won 18-straight from Nov. 15, 2016 to Jan. 21, 2017.
- At 10-0, Kansas is one of eight teams in NCAA Division I still undefeated.
- After its 74-71 win against No. 17/16 Villanova (12/15), Kansas improved to 3-0 against ranked foes this season with its other wins versus then-No. 10 Michigan State (11/6) and then-No. 5 Tennessee (11/23).
- The Jayhawks are 93-45 against AP top-25 teams in Bill Self's 16 seasons, including a 29-11 mark since 2015-16.
- Five of Kansas' 10 wins have been by six points or less.
- Kansas is the only team in the Big 12 with two players ranked in the top five in the league in scoring. Redshirt junior F Detric Lawson is second in scoring at 19.7 ppg, while senior G Lagerald Vick is fifth at 17.1 ppg.
- With six double-doubles in his last seven games, Detric Lawson is the only player in the Big 12 to average a double-double with 19.7 ppg and a conference-leading 11.1 rpg.
- Lawson has seven double-doubles this season, which leads the Big 12 and is tied for sixth nationally.
- Lagerald Vick leads the conference in 3-point field goals made per game at 3.4 and his 54.0 3-point field goal percentage is second in the Big 12.

## SERIES AT A GLANCE (MORE ON PG 6)

OVERALL	TIED, 5-5
In Tempe (Wells Fargo Arena)	0-3 (0-2)
Last Meeting	ASU 95-85 (12.10.17 @ KU)



81.7	<< POINTS PER GAME	81.0
48.9	<< FG%	44.5
37.6	<< 3FG%	33.3
67.0	FT% >>	68.3
39.2	REBOUNDS PER GAME >>	44.2
14.9	<< ASSISTS PER GAME	13.8
3.7	<< BLOCKS PER GAME	3.3
7.6	<< STEALS PER GAME	6.1
69.5	<< SCORING DEFENSE	72.2
40.5	FG% DEFENSE >>	40.0
33.0	3FG% DEFENSE >>	31.9
+4.6	REBOUND MARGIN >>	+10.7
1.2	<< AST-TO RATIO	1.0

## LAST GAME STARTERS

11 DOTSON FR • GUARD	5 GRIMES FR • GUARD	24 VICK SR • GUARD	0 GARRETT SO • GUARD	1 LAWSON R-JR • FORWARD
MIN 31.8	MIN 24.0	MIN 35.2	MIN 28.0	MIN 32.4
PPG 10.7	PPG 7.3	PPG 17.1	PPG 6.0	PPG 19.7
FG% 51.4%	FG% 38.2%	FG% 52.5%	FG% 35.3%	FG% 50.4%
3FG% 41.2%	3FG% 33.3%	3FG% 54.0%	AST 2.4	REB 11.1
AST 2.8	AST 2.1	AST 1.9	REB 3.4	AST 2.4

## COMMUNICATIONS

**CHRIS THEISEN**  
Asst. AD for Comm.  
e theisen@ku.edu  
c 785.331.9356

**BRAD GILBERT**  
Asst. Comm. Director  
e bgilbert@ku.edu  
c 785.424.4008

## NUMERICAL ROSTER

NO.	NAME	POS.	HT.	WT.	YR.	EXP.	HOMETOWN / HIGH SCHOOL / PREVIOUS SCHOOL
0	Marcus Garrett	G	6-5	195	So.	1L	Dallas, Texas / Skyline HS
1	Dedric Lawson	F	6-9	235	RS-Jr.	TR	Memphis, Tenn. / Hamilton HS / Memphis
2	Charlie Moore	G	5-11	180	RS-So.	TR	Chicago, Ill. / Morgan Park HS / California
5	Quentin Grimes	G	6-5	210	Fr.	HS	The Woodlands, Texas / College Park HS
10	Elijah Elliott	G	6-3	185	Fr.	HS	Southlake, Texas / Carroll Senior HS
11	Devon Dotson	G	6-2	185	Fr.	HS	Charlotte, N.C. / Providence Day School
12	Chris Teahan	G	6-4	195	So.	1L	Leawood, Kan. / Rockhurst HS
13	K.J. Lawson	G	6-8	210	RS-So.	TR	Memphis, Tenn. / Hamilton HS / Memphis
20	Garrett Luinstra	G	6-2	155	Fr.	HS	Lawrence, Kan. / Lawrence Free State HS
22	Silvio De Sousa	F	6-9	245	So.	1L	Luanda, Angola / IMG Academy [Fla.]
24	Lagerald Vick	G	6-5	190	Sr.	3L	Memphis, Tenn. / Douglass HS
30	Ochai Agbaji	G	6-5	210	Fr.	HS	Kansas City, Mo. / Oak Park HS
33	David McCormack	F	6-10	265	Fr.	HS	Norfolk, Va. / Oak Hill Academy
35	Udoka Azubuike	C	7-0	270	Jr.	2L	Delta, Nigeria / Potter's House Christian Academy [Fla.]
44	Mitch Lightfoot	F	6-8	225	Jr.	2L	Gilbert, Ariz. / Gilbert Christian HS

## COACHING STAFF

NAME	POSITION // YEAR AT KU	ALMA MATER // YEAR
Bill Self	Head Coach // 16th	Oklahoma State // 1985
Kurtis Townsend	Assistant Coach // 15th	Western Kentucky // 1982
Norm Roberts	Assistant Coach // 8th	Queens College // 1987
Jerrance Howard	Assistant Coach // 6th	Illinois // 2004
Brennan Bechard	Dir. of Operations // 8th	Kansas // 2009
Fred Quartlebaum	Dir. of S-A Development // 5th	Fordham // 1989
Jeremy Case	Video Coordinator // 4th	Kansas // 2005

## PRONUNCIATIONS

Udoka Azubuike..... you-DOE-kuh az-uh-BOO-kuu  
 Silvio De Sousa..... deh-SOE-suh  
 Devon Dotson..... DEH-vawn  
 Dedric Lawson..... DEE-drik  
 Garrett Luinstra..... loo-IN-struh  
 Ochai Agbaji..... OH-chie uh-BAH-gée

## RADIO/TV ROSTER



**0** **MARCUS GARRETT**  
So. · G · 6-5 · 195  
Dallas, Texas




**1** **DEDRIC LAWSON**  
R-Jr. · F · 6-9 · 235  
Memphis, Tenn.



**2** **CHARLIE MOORE**  
R-So. · G · 5-11 · 180  
Chicago, Ill.



**5** **QUENTIN GRIMES**  
Fr. · G · 6-5 · 210  
The Woodlands, Texas



**10** **ELIJAH ELLIOTT**  
Fr. · G · 6-3 · 185  
Southlake, Texas




**11** **DEVON DOTSON**  
Fr. · G · 6-2 · 185  
Charlotte, N.C.



**12** **CHRIS TEAHAN**  
So. · G · 6-4 · 195  
Leawood, Kan.



**13** **K.J. LAWSON**  
R-So. · G · 6-8 · 210  
Memphis, Tenn.



**20** **GARRETT LUINSTRA**  
Fr. · G · 6-2 · 155  
Lawrence, Kan.



**22** **SILVIO DE SOUSA**  
So. · F · 6-9 · 245  
Luanda, Angola



**24** **LAGERALD VICK**  
Sr. · G · 6-5 · 190  
Memphis, Tenn.



**30** **OCHAI AGBAJI**  
Fr. · G · 6-5 · 210  
Kansas City, Mo.



**33** **DAVID MCCORMACK**  
Fr. · F · 6-10 · 265  
Norfolk, Va.



**35** **UDOKA AZUBUIKE**  
Jr. · C · 7-0 · 270  
Delta, Nigeria



**44** **MITCH LIGHTFOOT**  
Jr. · F · 6-8 · 225  
Gilbert, Ariz.



**BILL SELF**  
Head Coach  
16th Season



**KURTIS TOWNSEND**  
Assistant Coach  
15th Season



**NORM ROBERTS**  
Assistant Coach  
Eighth Season



**JERRANCE HOWARD**  
Assistant Coach  
Sixth Season



**BRENNAN BECHARD**  
Director of Operations  
Eighth Season



**FRED QUARTLEBAUM**  
Dir. of S-A Development  
Fifth Season

## ARIZONA STATE SUN DEVILS

NO.	NAME	POS.	CL.	HT.	WT.	HOMETOWN / PREVIOUS SCHOOL(S)
0	Luguentz Dort	G	Fr.	6-4	215	Montreal, Quebec
1	Remy Martin	G	So.	6-0	170	Chatsworth, Calif.
2	Rob Edwards	G	R-Jr.	6-4	200	Detroit, Mich. / Cass Tech / Cleveland State
3	Mickey Mitchell	F	Jr.	6-7	225	Orlando, Fla. / Ohio State
5	Kyle Feit	G	Fr.	6-4	190	West Palm Beach, Fla.
10	Vitaliy Shibel	F	R-So.	6-9	210	Ivano-Frankivsk, Ukraine
11	Elias Valtonen	G	Fr.	6-7	195	Eura, Finland
14	Kimani Lawrence	F	So.	6-7	210	Providence, R.I.
21	Jack Roggin	G	So.	6-0	165	Calabasas, Calif.
23	Romello White	F	R-So.	6-8	235	Atlanta, Ga.
24	Jordan Salzman	G	So.	5-10	175	Locust Valley, N.Y.
25	Grant Fogerty	G	Jr.	6-0	175	Scottsdale, Ariz.
31	Trevor Thompson	G	So.	6-2	175	Phoenix, Ariz.
32	De'Quon Lake	F	Sr.	6-10	225	Charlotte, Amalie, St. Thomas (US Virgin Islands) / Iowa Western CC
34	Uros Plavsic	C	Fr.	7-0	240	Ivanjica, Serbia
35	Taeshon Cherry	F	Fr.	6-8	210	El Cajon, Calif.
45	Zylan Cheatham	F	R-Sr.	6-8	220	Phoenix, Ariz. / San Diego State

**Head Coach:** Bobby Hurley (Duke '92)

**Associate Head Coach:** Rashon Burno **Assistant Coaches:** Anthony Coleman, Drazen Zlovicar

## ABOUT KANSAS

No. 1 Kansas is 10-0 for the first time since the 2010-11 team started the season 18-0. Through 10 games, Kansas ranks in the top three in the Big 12 in scoring offense (second at 81.7) and rebounding offense (third at 39.2). KU has a +12.2 scoring margin, +4.6 rebound margin and has outrebounded eight of 10 opponents this season. KU also averages 7.1 3-pointers made, 14.9 assists and 3.7 blocked shots per game.

Redshirt junior F Detric Lawson has three straight double-doubles and a Big 12-leading seven for the season. Detric Lawson has scored 20 or more points in six of his last seven games. He leads the Big 12 in rebounding at 11.1 boards per game and is second in scoring at 19.7 ppg. Lawson is the only player in the league averaging a double-double. A two-time Big 12 Player of the Week (11/12, 11/26) and two-time league newcomer of the week (12/3, 12/17), Lawson is tied for second on the team with 24 assists.

Senior G Lagerald Vick is next in scoring at 17.1 points per game, which is fifth in the league. He leads the Big 12 in 3-point field goals made per game at 3.4 and is second in the conference in 3-point field goal percentage at 54.0 percent. Vick is 34-of-63 from beyond the arc, making almost half of KU's treys this season. His 15 steals are second on the squad.

## NCAA DI 3-POINT PERCENTAGE LEADERS

RNK	PLAYER (SCHOOL)	3PT-3PTA	3PT%
1	Gary Chivichyan (Idaho State)	20-35	57.1
2	Brendan Barry (Dartmouth)	48-86	55.8
3	D'Mitrik Trice (Wisconsin)	35-63	55.6
3	Jazz Johnson (Nevada)	25-45	55.6
5	Gabe Stefanini (Columbia)	25-46	54.3
6	<b>Lagerald Vick (Kansas)</b>	<b>34-63</b>	<b>54.0</b>

*Min. 2.5 made per game | Through games played on Dec. 20, 2018*

Junior C Udoka Azubuike left the Wofford (12/4) game with a sprained ankle and is out indefinitely. Azubuike scores 12.9 points per game and his 6.1 rebound average is 13th in the league. Freshman G Devon Dotson is a starter who leads KU with 28 assists and third on the team with 14 steals. Dotson averages 10.7 points per game. Freshman G Quentin Grimes has started all 10 games and is second on the team with 11 3-pointers made to complement his 7.3 scoring average. Grimes also has 24 assists this season.

Sophomore G Marcus Garrett has started the last four games and leads Kansas with 17 steals as he has seven thefts in the last two games. Garrett is averaging 6.0 points and 3.4 rebounds. Redshirt sophomore G Charlie Moore is coming off his best performance of the season where he led KU with 18 points, including six 3-pointers made, four assists and two steals against South Dakota (12/18). Moore is scoring 4.9 points per game.

Freshman F David McCormack is also coming off his best performance of the season where he had 12 points, six rebounds and two blocked shots against South Dakota. McCormack averages 2.8 ppg and 2.2 rpg. Other KU regulars include redshirt sophomore G K.J. Lawson (2.7 ppg, 2.2 rpg) and junior F Mitch Lightfoot (2.4 ppg, 2.4 rpg). Lightfoot had seven points and six rebounds versus South Dakota.

## REMAINING NCAA DI UNDEFEATED TEAMS

SCHOOL	RECORD	NEXT GAME
Furman	12-0	at LSU (12/21)
Michigan	11-0	vs. Air Force (12/22)
Nevada	11-0	vs. Akron (12/22)
Buffalo	11-0	at Marquette (12/21)
St. John's	11-0	vs. Sacred Heart (12/22)
Houston	11-0	vs. Coppin State (12/23)
<b>KANSAS</b>	<b>10-0</b>	<b>at Arizona State (12/22)</b>
Virginia	10-0	vs. William & Mary (12/22)

*Through games played on Dec. 20, 2018*

## ABOUT ARIZONA STATE

Located in Tempe, Arizona, with an enrollment of 103,410, No. 18/19 Arizona State is 8-2 on the season after its 81-65 loss at Vanderbilt on Dec. 17. The Sun Devils are coached by Bobby Hurley who is 58-48 in his fourth season at ASU and 110-69 in his sixth season overall. Arizona State averages 81.0 points per game and has a +8.8 scoring margin. The Sun Devils dominate the boards averaging 44.2 rebounds per game with a +10.7 rebound margin. Arizona State makes 19 free throws per game and also averages 13.8 assists, 6.1 steals and 3.3 blocked shots per outing. The Sun Devils are 5-0 at Wells Fargo Arena this season, winning by an average of 17.6 points on their home court.

Freshman G Luguentz Dort leads Arizona State in scoring at 19.8 points per game. He has made a team-high 19 3-pointers this season and also leads the team with 19 steals. Dort pulls down 5.5 rebounds per game. Sophomore G Kimani Lawrence is next in scoring at 13.1 points per game and he is second on the team with 17 3-point field goals made. Lawrence pulls down 4.3 boards per contest. Senior F Zylan Cheatham leads the team in rebounding at 10.1 per contest. He also has a team-best 41 assists and scores 11.9 points per game. Remy Martin is next on the team with 30 assists and he has an 11.6 scoring average. Sophomore F Romello White rounds out the ASU starters. He scores 8.1 points per game and pulls down 5.4 rebounds per contest.

Other Arizona State regulars include freshman F Taeshon Cherry (8.1 ppg, 3.6 rpg, three starts), junior G Rob Edwards (7.0 ppg, 2.5 rpg), and senior F De'Quon Lake (5.4 ppg, 4.8 rpg). Lake leads the Sun Devils with 11 blocked shots.

## 2018-19 QUICK FACTS

## GENERAL INFORMATION

Location	Lawrence, Kan.
Enrollment	28,510
Founded	1866
Nickname	Jayhawks
School Colors	Crimson (Pantone 186) and Blue (Pantone 293)
Conference	Big 12
Chancellor	Douglas A. Girod
Athletics Director	Jeff Long
Deputy Athletics Director (MBB)	Sean Lester
Athletics Website	www.KUAthletics.com
Ticket Office Phone	1.800.34.HAWKS (42957)

## HISTORY

Seasons of Basketball	120th
First Season	1889-90
All-Time Record (Win %)	2,258-849 (.727)
Conference Regular-Season Titles (last)	61 (2018)
Conference Postseason Tourn. Titles (last)	15 (2018)
NCAA Tournament Appearances (last)	47 (2018)
NCAA Tournament Record	107-46
Consecutive NCAA Appearances	29 (1990-pres.)
NCAA Final Four Appearances (last)	15 (2018)
NIT Appearances (last)	2 (1969)

## ALLEN FIELDHOUSE

Year Opened (Seasons)	1955 (64th season)
Capacity	16,300
Consecutive Sellouts	281 games (Since 2001-02)
All-Time Record (Win %)	778-113 (.873)
Record under Bill Self (Win %)	240-13 (.949)

## COACHING STAFF

Head Coach	Bill Self (Oklahoma State, '85)
Record at KU	.457-96 (16th season)
Overall Record	.664-201 (26th season)
Assistant Coach	Kurtis Townsend (W. Kentucky, '82)
	15th season
Assistant Coach	Norm Roberts (Queens College, '87)
	Eighth season
Assistant Coach	Jerrance Howard (Illinois, '04)
	Sixth season

## 2017-18 REVIEW

Overall Record	31-8 (.795)
Big 12 Record (Finish)	13-5 (1st)
Home Record	14-4 (14-3 in AFH)
Road Record	7-3
Neutral Record	10-1
Big 12 Championship	No. 1 Seed / Champion vs. WVU - W, 81-70
NCAA Tournament	No. 1 Seed / Final Four vs. Villanova - L, 79-95
Associated Press Poll Ranking (final)	.4
USA TODAY Coaches' Poll Ranking (final)	.3

## 2018-19 TEAM INFORMATION

Letterwinners Returning / Lost	6 / 6
Starters Returning / Lost	2 / 3
Newcomers	9
Fr / So / Jr / Sr	5 / 5 / 3 / 1

## COMMUNICATIONS

Todd Kober	Assoc. AD/Executive Dir. External Branding
Chris Theisen	Assistant AD Communications (MBB)
Phone	.785.331.9356
Email	.theisen@ku.edu
Brad Gilbert	Asst. Communications Director (MBB)
Phone	.785.424.4008
Email	brgilbert@ku.edu
Mailing Address	Kansas Athletics Communications 1651 Naismith Drive, Parrott 1400 Lawrence, KS 66045-4069
Main Office Phone	.785.864.3417
Twitter/Instagram	@KUHoops
Facebook	/KansasBasketball
Hashtags	#KUBball #RockChalk #PayHead

## 2018-19 MEDIA INFORMATION

### Weekly Press Conference

Bill Self will conduct press conferences throughout the season. Media members should contact the communications office for accurate dates and times. Video of the press conference will stream live on *ESPN+*. Remaining schedule: December 20, 31; January 7, 17, 24; February 14, 21, 28; March 7, 11, 17.

### Big 12 Teleconference

The Big 12 Conference conducts weekly interviews with every league head coach throughout the season. Bill Self's scheduled time is from 10:00-10:08 a.m. each week. Contact the Big 12 office for the appropriate phone number and for the entire lineup of coaches' times. Schedule: January 3, 10, 17, 24, 31; February 7, 14, 21, 28; March 11.

### Hawk Talk Radio Show

Hawk Talk, Bill Self's radio show, airs week during the season from 6-7 p.m. on most Jayhawk Radio IMG Network stations. March 11 is the final show of the season. Hawk Talk will originate from the Johnny's Tavern West in Lawrence. Remaining Schedule: January 8, 15, 22, 30; February 6, 12, 19, 26; March 6, 11.

### Credentials

Please apply at [KUAthletics.com/media](http://KUAthletics.com/media)

## JAYHAWK IMG RADIO NETWORK AFFILIATES

Abilene/Salina	KDJM-101.7 FM
Coffeyville	KGGF-104.1 FM
Concordia	KNCK-94.9 FM
Dodge City	KGNO-1370 AM
Emporia	KVOE-1400 AM
Fort Scott	KMDO-1400 AM
Fort Scott	KOMB-103.9 FM
Garden City	KBUF-1030 AM
Glen Elder	KZDY-96.3 FM
Goodland/Colby	KWGB-97.9 FM
Great Bend/Larned	KBGL-106.9 FM
Hays	KAYS-1400 AM
Hutchinson	KSKU-94.7 FM
Iola	KIOL-1370 AM
Kansas City	KCTE-1510 AM
Kansas City	KCTE-99.3 FM
Kansas City	WHB-810 AM
Lawrence (Flagship)	KLWN-1320 AM
Lawrence (Flagship)	KKSW-105.9 FM
Liberal	KSCB-1270 AM
Marysville	KNDY-95.5 FM
Parsons	KLKC-1540 AM
Parsons	KLKC-93.5 FM
Phillipsburg	KKAN-1490 AM
Phillipsburg	KQMA-92.5 FM
Russell	KRSL-95.9 FM
Topeka	KMAJ-1440 AM
Topeka	KWIC-99.3 FM
Wellington	KLEY-100.3 FM
Wichita	KFH-1240 AM
Wichita	KFH-97.5 FM

## ASSOCIATED PRESS (AP)

DECEMBER 17, 2018

RANK	SCHOOL (FIRST PLACE VOTES)	RECORD	POINTS
1	<b>KANSAS (56)</b>	<b>9-0</b>	<b>1586</b>
2	Duke (5)	9-1	1488
3	<b>Tennessee (2)</b>	<b>8-1</b>	<b>1464</b>
4	Michigan (1)	11-0	1442
5	Virginia (1)	9-0	1400
6	Nevada	11-0	1319
7	Auburn	9-1	1156
8	Gonzaga	9-2	1147
9	North Carolina	8-2	1126
10	<b>Michigan State</b>	<b>9-2</b>	<b>1070</b>
11	Florida State	8-1	994
12	<b>Texas Tech</b>	<b>10-0</b>	<b>912</b>
13	Virginia Tech	9-1	838
14	Buffalo	10-0	684
15	Ohio State	9-1	647
16	Wisconsin	9-2	619
17	Mississippi State	9-1	529
18	<b>Arizona State</b>	<b>8-1</b>	<b>415</b>
19	<b>Kentucky</b>	<b>8-2</b>	<b>377</b>
20	<b>Marquette</b>	<b>8-2</b>	<b>350</b>
21	Houston	10-0	266
22	Indiana	9-2	226
23	Iowa	8-2	224
24	Furman	12-0	208
25	Nebraska	9-2	156

**OTHERS RECEIVING VOTES:** Oklahoma 115, Maryland 103, Kansas State 90, St. John's 59, Villanova 52, NC State 38, Purdue 20, TCU 17, Iowa State 9, Cincinnati 7, Louisville 6, Minnesota 3, Florida 3, Belmont 2, San Francisco 2, NJIT 1.

## WEEK-BY-WEEK RANKINGS

WEEK	AP	COACHES	NCAA NET
Preseason	1 (37)	1 (14)	-
Nov. 12	2 (14)	-	-
Nov. 19	2 (7)	2	-
Nov. 26	2 (31)	2 (15)	11
Dec. 3	2 (19)	2 (10)	14
Dec. 10	1 (57)	1 (26)	6
Dec. 17	1 (56)	1 (27)	5
Dec. 24			
Dec. 31			
Jan. 7			
Jan. 14			
Jan. 21			
Jan. 28			
Feb. 4			
Feb. 11			
Feb. 18			
Feb. 25			
March 4			
March 11			

( ) - First place votes in parenthesis

## USA TODAY (COACHES)

DECEMBER 17, 2018

RANK	SCHOOL (FIRST PLACE VOTES)	RECORD	POINTS
1	<b>KANSAS (27)</b>	<b>9-0</b>	<b>768</b>
2	Duke (1)	9-1	709
3	Virginia	9-0	697
4	<b>Tennessee</b>	<b>8-1</b>	<b>694</b>
5	Michigan (3)	11-0	678
6	Nevada	11-0	617
7	Auburn	9-1	532
8	<b>Michigan State</b>	<b>9-2</b>	<b>502</b>
9	Gonzaga	9-2	497
10	North Carolina	8-2	493
11	<b>Texas Tech</b>	<b>10-0</b>	<b>470</b>
12	Florida State	8-1	452
13	Virginia Tech	9-1	425
14	Ohio State	9-1	341
15	Buffalo	10-0	318
16	Mississippi State	9-1	272
17	Wisconsin	9-2	232
18	<b>Kentucky</b>	<b>8-2</b>	<b>198</b>
19	<b>Arizona State</b>	<b>8-1</b>	<b>178</b>
20	Houston	10-0	168
21	Iowa	8-2	115
22	Nebraska	9-2	94
23	<b>Marquette</b>	<b>8-2</b>	<b>91</b>
24	Maryland	9-2	90
25	Furman	12-0	82

**OTHERS RECEIVING VOTES:** Indiana 62; Oklahoma 58; St. John's 51; Kansas State 45; Villanova 35; Cincinnati 28; TCU 24; Iowa State 15; North Carolina State 13; North Texas 7; Central Florida 7; Louisville 6; Florida 6; Purdue 3; Belmont 2.

## RANKINGS BREAKDOWN

	AP	COACHES
Weeks in Top 25	757 (272)	529 (285)
Weeks in Top 10	547 (205)	421 (218)
Weeks in Top 5	334 (128)	287 (141)
Weeks at No. 1	69 (29)	61 (30)
Most Consecutive Weeks in Top 25	187* (187*)	191* (191*)
Most Consecutive Weeks at No. 1	15 (9)	15 (9)
W-L vs Top 25	225-190 (93-45)	-
Home vs Top 25	86-47 (40-6)	-
Away vs Top 25	52-73 (23-18)	-
Neutral vs Top 25	87-70 (30-21)	-
W-L vs Top 10	100-107 (40-20)	-
Home vs Top 10	34-31 (14-2)	-
Away vs Top 10	21-35 (10-6)	-
Neutral vs Top 10	45-41 (16-12)	-

( ) - Bill Self era in parenthesis

\* - Current Streak - longest active in the NCAA

## 2018-19 BIG 12 STANDINGS (AS OF 12.20.18)

Team	BIG 12						OVERALL					
	Record	Pct	Home	Away	Neutral	Streak	Record	Pct	Home	Away	Neutral	Streak
<b>KANSAS</b>	<b>0-0</b>	<b>.000</b>	<b>0-0</b>	<b>0-0</b>	<b>0-0</b>	<b>-</b>	<b>10-0</b>	<b>1.000</b>	<b>7-0</b>	<b>0-0</b>	<b>3-0</b>	<b>W10</b>
Oklahoma	0-0	.000	0-0	0-0	0-0	-	10-1	.909	5-0	2-0	3-1	W6
Texas Tech	0-0	.000	0-0	0-0	0-0	-	10-1	.909	7-0	0-0	3-1	L1
TCU	0-0	.000	0-0	0-0	0-0	-	8-1	.889	6-1	2-0	0-0	W5
Iowa State	0-0	.000	0-0	0-0	0-0	-	9-2	.818	6-0	1-1	2-1	W2
Kansas State	0-0	.000	0-0	0-0	0-0	-	8-2	.800	6-0	0-2	2-0	W2
Texas	0-0	.000	0-0	0-0	0-0	-	7-3	.700	5-2	0-0	2-1	W2
Baylor	0-0	.000	0-0	0-0	0-0	-	6-4	.600	4-2	1-1	1-1	L1
West Virginia	0-0	.000	0-0	0-0	0-0	-	6-4	.600	4-1	0-0	2-3	L1
Oklahoma State	0-0	.000	0-0	0-0	0-0	-	4-6	.400	2-1	0-3	2-2	L4

## THE SERIES

This series is tied at 5-5 after Arizona State's 95-85 win in Allen Fieldhouse last season. KU has won two of the last three matchups. Before last year, KU won the previous meeting, 108-76, on March 22, 2003, in the second round of the 2003 NCAA Tournament in Oklahoma City. KU would go on to finish runner-up in the 2003 NCAA Tournament. This series dates back to 1961 with Arizona State winning the first three matchups and Kansas the next three. Arizona State has won all three meetings played in Tempe - 72-58 on Dec. 11, 1961, 73-65 on Dec. 29, 1979 and 70-68 on Nov. 23, 1990.

In Arizona State's 95-85 win in Allen Fieldhouse last season, current KU senior Lagerald Vick scored 25 points and pulled down seven rebounds, while Udoka Azubuike just missed a double-double with 13 points and nine rebounds.

## A KANSAS WIN WOULD...

Make Kansas 11-0 for the first time since the 2010-11 season when KU opened the year 18-0 ... Give KU a 6-5 series advantage against Arizona State, including its first win in Tempe (1-3) ... Give KU its fourth-straight nonconference true road victory, dating back to Dec. 22, 2015, a win at San Diego State ... Make Kansas 6-0 in the month of December for the sixth time in Bill Self's 16 seasons at KU ... Make Self 458-96 while at Kansas and 665-201 overall ... Make Kansas 2,259-849 all-time.

## A KANSAS LOSS WOULD...

Make Kansas 10-1, ending a 10-game winning streak, the longest at KU since the 2016-17 season ... End a KU three-game winning streak in nonconference true road games, giving KU its first true non-league road loss since Dec. 22, 2014, at Temple ... Give Arizona State a 6-5 series advantage against Kansas, including 4-0 mark in games played in Tempe ... Make Bill Self 457-97 while at Kansas and 664-202 overall ... Make Kansas 2,258-850 all-time.

## LAST TIME OUT

A 30-6 run over the final 8:30 of regulation gave No. 1 Kansas the final separation it needed to take down the South Dakota Coyotes, 89-53, Dec. 18 at Allen Fieldhouse. Redshirt-sophomore Charlie Moore posted a season-high 18 points with the help of five second-half 3-pointers, while redshirt-junior Dedric Lawson was close behind with 16 points in posting his seventh double-double of the year.

The Jayhawks had trouble putting away the visitors, who cut the KU lead to 12 points, 59-47, with just over eight minutes to play. But a strong finish saw Kansas turn its lead from 12 into over 35 over the closing stretch. Moore scored 15 of his season-high 18 points in the second half, ending the night shooting 66 percent from the field via a 6-of-9 clip from beyond the arc. His six treys marked a career-high.

Lawson added his seventh double-double of the season, with 10 points and 10 rebounds coming in the final 20 minutes, to add to his 16 points and 14 rebounds on the night.

After posting only four first-half points, freshman David McCormack recorded new career-highs of 12 points and two blocks in 17 minutes of play. McCormack pulled down six rebounds, matching his season high against Louisiana earlier this year.

## SOUTH DAKOTA LEFTOVERS &amp; NOTABLES

- Kansas improved to 10-0 for the first time since the 2010-11 season and gave KU a 10-game winning streak for the first time since the 2016-17 season and the 16th time in the Bill Self era.
- Kansas posted its 40th-straight win in Allen Fieldhouse when ranked No. 1 by Associated Press.
- Nine of the 10 Jayhawks who saw action scored, with four recording double-digit performances.
- Kansas is 77.8 percent performance (35-45) from the free throw line in its last two contests. In its previous eight outings, Kansas shot 64.2 percent from the free throw line (113-176).
- Kansas set season-highs for points in a half (52, 2nd), field goals (34), free throw percentage (80 percent) and steals (11). The Jayhawks tied season highs for 3-point field goal attempts (23) and defensive rebounds (32).
- The Jayhawks never trailed, marking the first time this season Kansas has not faced a deficit.
- The Jayhawks' 36-point win is the largest margin victory of the season.
- Kansas' 40 bench points are the most since the non-starters scored 45 points against Austin Peay on March 17, 2016, in the first round of the NCAA Tournament.
- South Dakota's five second chance-points were the fewest by a Kansas opponent this season.
- Redshirt sophomore G Charlie Moore recorded a season-high 18 points on only nine shots, including a team-high six 3-pointers. That also marks his career high in 3-point field goals for the Cal transfer.
- Moore's 18 points off the bench were most by a Jayhawk since Malik Newman's 27-point performance at Iowa State on Jan. 9, 2018.
- Freshman F David McCormack recorded a career high with 12 points and six rebounds points off of the bench, including an emphatic block late in the second half. McCormack had two blocked shots for the game.
- Junior F Mitch Lightfoot tied his season highs in points (7) and rebounds (6), which were the same stats against New Mexico State (12/8) just two game prior to South Dakota (12/18).

## DOUBLE-DOUBLE MACHINE

Redshirt junior F Dedric Lawson leads the Big 12 with seven double-doubles this season. Lawson entered the 2018-19 season with 36 double-doubles in his two seasons at Memphis. He had 17 as a freshman in 2015-16 and 19 as a sophomore in 2016-17.

Lawson's 43 career double-doubles are third on the NCAA Division I active list. Lawson is the only non-senior on the NCAA Division I top-10 list.

## ACTIVE NCAA DI CAREER DOUBLE-DOUBLE LEADERS

RNK	PLAYER (TEAM)	GMS	DOUBLE-DOUBLES
1	James Thompson VI (E. Mich.)	111	61
2	Jordan Murphy (Minnesota)	108	53
3	<b>Dedric Lawson (Memphis/Kansas)</b>	<b>75</b>	<b>43</b>
4	John Konchar (Purdue-Ft. Wayne)	115	42

*Through games played on Dec. 20, 2018*



NCAA TOP-150



BIG 12 TOP-10

## STATISTIC RANKINGS

(as of 12.20.2018)

	STAT	NCAA	BIG 12
W-L%	1.000	1st	1st
SCORING	81.7	47th	2nd
SCORING DEFENSE	69.5	135th	8th
SCORING MARGIN	+12.2	63rd	4th
REBOUNDING	39.2	64th	3rd
REBOUNDING DEF.	34.6	-	7th
REBOUNDING MARGIN	+4.6	85th	7th
ASSISTS	14.9	109th	4th
ASSIST-TO RATIO	1.23	69th	4th
TURNOVER MARGIN	+2.7	66th	4th
STEALS	7.6	78th	3rd
BLOCKED SHOTS	3.7	134th	9th
FG %	48.9	32nd	3rd
FG % DEF.	40.5	75th	7th
3FG MADE	7.1	-	7th
3FG%	37.6	67th	3rd
3FG% DEF.	33.0	-	8th
FT%	67.0	-	5th

## INDIVIDUAL (ALL GAMES)

## SCORING

Dedric Lawson	19.7	56th	2nd
Lagerald Vick	17.1	150th	5th

## FIELD GOAL PERCENTAGE (MIN. 5 MADE PER GAME)

Lagerald Vick	52.5	115th	6th
Dedric Lawson	50.4	-	9th

## FREE THROWS MADE

Dedric Lawson	52	73rd	2nd
---------------	----	------	-----

## FREE THROWS ATTEMPTED

Dedric Lawson	67	85th	1st
---------------	----	------	-----

## 3-POINT FIELD GOALS MADE PER GAME

Lagerald Vick	3.4	27th	1st
---------------	-----	------	-----

## 3-PT FIELD GOAL PERCENTAGE (MIN. 2.5 MADE PER GAME)

Lagerald Vick	54.0	6th	1st
---------------	------	-----	-----

## REBOUNDING

Dedric Lawson	11.1	6th	1st
---------------	------	-----	-----

## OFFENSIVE REBOUNDS

Dedric Lawson	3.3	33rd	2nd
---------------	-----	------	-----

## STEALS

Marcus Garrett	1.9	92nd	4th
----------------	-----	------	-----

## DOUBLE-DOUBLES

Dedric Lawson	7	6th	1st
---------------	---	-----	-----

## MINUTES

Lagerald Vick	35.2	59th	1st
Dedric Lawson	32.4	-	7th



**ALL-TIME SERIES**

OVERALL	TIED, 5-5
Home (Allen Fieldhouse)	2-1 (2-1)
Away	0-3
Neutral Sites	3-1
<b>Current Series Streak</b>	<b>ASU, W1</b>
Longest KU Winning Streak	3 (1981-89)
Longest KU Losing Streak	3 (1961-79)
Largest KU Margin of Victory	32 (108-76, 3.22.2003)
Largest KU Margin of Defeat	14 (72-58, 12.11.1961)

**SERIES RESULTS (TIED, 5-5)**

12/11/1961..... Tempe, Ariz.....	L.....	58-72
12/14/1962..... Manhattan, Kan.....	L.....	62-71
12/29/1979..... Tempe, Ariz.....	L.....	65-73
03/15/1981..... Wichita, Kan.*.....	W.....	88-71
11/30/1981..... Lawrence.....	W.....	63-62
12/22/1989..... Lawrence.....	W.....	90-67
11/23/1990..... Tempe, Ariz.....	L.....	68-70
11/26/1997..... New York*.....	W.....	90-88 (OT)
03/22/2003..... Oklahoma City, Okla.\$.....	W.....	108-76
12/10/2017..... Lawrence.....	L.....	85-95

\*NCAA West Regional; \*Preseason NIT; \$NCAA West Sub-Regional

**2018-19 ACCOLADES**

**TEAM**

- NIT Season Tip-Off Champion
- Preseason No. 1 in Associated Press Poll
- Preseason No. 1 in USA TODAY Coaches' Poll
- Preseason No. 1 in Big 12 Conference Coaches' Poll

**UDOKA AZUBUIKE**

- Kareem Abdul-Jabbar Center of the Year Award Candidate (1 of 20)
- Preseason All-Big 12 Honorable Mention

**DEVON DOTSON**

- Bob Cousy Point Guard of the Year Award Candidate (1 of 20)

**QUENTIN GRIMES**

- Big 12 Newcomer of the Week (11.12.18)
- Wooden Award Preseason Watch List (1 of 50)
- Naismith Trophy Watch List (1 of 50)
- Jerry West Shooting Guard of the Year Candidate (1 of 20)
- Preseason Big 12 Freshman of the Year
- Preseason All-Big 12 Honorable Mention

**DEDRIC LAWSON**

- Big 12 Newcomer of the Week (12.17.18)
- Big 12 Newcomer of the Week (12.3.18)
- Big 12 Player of the Week (11.26.18)
- NIT Season Tip-Off MVP & All-Tournament Team
- Big 12 Player of the Week (11.12.18)
- Wooden Award Preseason Watch List (1 of 50)
- NABC Player of the Year candidate (1 of 20)
- Naismith Trophy Watch List (1 of 50)
- Preseason Associated Press All-America
- Karl Malone Power Forward of the Year Award Candidate (1 of 20)
- Preseason All-Big 12 First Team

**LAGERALD VICK**

- Big 12 Player of the Week (12.3.18)
- NIT Season Tip-Off All-Tournament Team
- Big 12 Player of the Week (11.19.18)

**LAWSON OUT TO HISTORIC SCORING START**

Redshirt junior Dedric Lawson has scored 197 points through his first 10 games in a Kansas uniform. Only two other Jayhawks since 1950 have scored more points in their first 10 outings at KU. Wilt Chamberlain posted 329 points in the first 10 outings of his sophomore season in 1956-57 (first year of eligibility) while Wayne Hightower tallied 200 points in his first 10 contests as a Jayhawk in the 1959-60 season.

MOST POINTS IN FIRST 10 GAMES OF KANSAS CAREER (SINCE 1950)			
RNK	PLAYER (CLASS)	POINTS	SEASON
1	Wilt Chamberlain (So.)	329	1956-57
2	Wayne Hightower (So.)	200	1959-60
<b>3</b>	<b>Dedric Lawson (Jr.)</b>	<b>197</b>	<b>2018-19</b>
4	Rick Suttle (So.)	189	1972-73
5	Xavier Henry (Fr.)	177	2009-10
5	Bud Stallworth (So.)	177	1969-70

**KANSAS VS TOP-25 TEAMS**

With its wins over No. 17 Villanova on Dec. 15, No. 5 Tennessee in the NIT title game on Nov. 23 and No. 10 Michigan State on Nov. 6, Kansas added to an impressive record against ranked teams during the Bill Self era. Under Self, Kansas is now 93-45 against AP-ranked opponents. In his first 15 seasons at KU, Self's Jayhawks have collected four wins or more over top-25 ranked foes in 12 of those seasons, which includes a 38-16 record from 2014-present.

KU's record against top-10 ranked opponents is even more impressive. KU is 18-4 against foes ranked inside the top-10 of the AP poll since 2013-14, including 4-1 in 2017-18. Last season, KU's top-10 wins included Kentucky, West Virginia, Texas Tech and Duke. Since Bill Self's first season, the Jayhawks are 13-3 against AP top-10 teams inside Allen Fieldhouse, which includes KU's current streak of nine-straight home victories against top-10 foes.

KU VS. AP TOP-25 TEAMS UNDER SELF		
SEASON	RECORD	VS. TOP-10
2018-19	3-0	2-0
2017-18	8-4	4-1
2016-17	6-3	5-1
2015-16	12-4	4-1
2014-15	10-6	0-1
2013-14	7-2	3-0
2012-13	5-2	2-1
2011-12	7-5	6-4
2010-11	5-1	1-1
2009-10	8-1	2-0
2008-09	3-3	1-2
2007-08	5-2	3-1
2006-07	5-2	2-2
2005-06	3-3	1-2
2004-05	4-2	3-1
2003-04	2-5	1-2
<b>TOTAL</b>	<b>93-45</b>	<b>40-20</b>

**10-GAME WINNING STREAKS UNDER SELF**

With its 89-53 win against South Dakota (12/18), Kansas posted its 10th-straight win. Under Bill Self, KU has won 10 or more straight games 16 times with its most recent being an 18-game streak during the 2016-17 season.

**KU DOUBLE-DIGIT WINNING STREAKS UNDER BILL SELF (SINCE 2003-04)**

CONSECUTIVE WINS	DATES
20	Nov. 9, 2007-Jan. 26, 2008
18	Nov. 15, 2016-Jan. 21, 2017
18	Nov. 15, 2012-Jan. 28, 2013
18	Nov. 12, 2010-Jan. 17, 2011
17	Jan. 30, 2016-March 24, 2016
16	Feb. 27, 2008-Nov. 24, 2008
14	Nov. 13, 2009-Jan. 6, 2010
14	Feb. 7, 2007-March 22, 2007
14	Nov. 19, 2004-Jan. 19, 2005
13	Nov. 23, 2015-Jan. 9, 2016
13	Jan. 13, 2010-Feb. 22, 2010
11	Feb. 19, 2011-March 25, 2011
<b>10</b>	<b>Nov. 6, 2018 - Present</b>
10	Dec. 22, 2011-Jan. 23, 2012
10	Dec. 4, 2006-Jan. 15, 2007
10	Nov. 21, 2005-Feb. 21, 2006

**TOP-10 TRIUMPHS**

With its win over then-No. 5 Tennessee in the title game of the NIT Season Tip-Off on Nov. 23, Kansas extended an impressive streak. The Jayhawks' victory marked their 13th-straight over an Associated Press top-10 opponent in regular-season play. Since the 1996-97 season, no other team in the nation has strung together more than seven regular-season wins over top-10 foes. KU's last regular-season loss to a team ranked in the AP's top-10 came to No. 1 Kentucky in the 2014 Champions Classic (11/18/14).

Even more impressive, prior to its Champions Classic loss to the Wildcats in 2014, the Jayhawks amassed a streak of seven-straight regular-season top-10 victories. This means that Kansas is an astounding 20-1 in its last 21 regular-season contests against top-10 ranked squads.

Since Bill Self took the reins of the Jayhawks in 2003, KU is 40-20 against top-10 teams, which includes postseason play.

**LONGEST REGULAR-SEASON WIN STREAKS VS. AP TOP-10 OPPONENTS (SINCE 1996-97)**

SCHOOL	CONSEC. WINS	DATES
<b>KANSAS</b>	<b>13</b>	<b>1/4/16 - PRESENT</b>
Duke	7	2/28/98 - 2/3/99
Kentucky	7	1/29/02 - 1/3/2004
Syracuse	7	11/20/09 - 12/07/10
<b>KANSAS</b>	<b>7</b>	<b>2/8/12 - 1/18/14</b>

**UP NEXT**



**VS. EASTERN MICHIGAN**

Saturday, December 29  
Lawrence, Kan.  
Allen Fieldhouse (16,300)  
1 p.m. (CT) | ESPN+

After a short holiday break, Kansas returns to Allen Fieldhouse to host Eastern Michigan on Dec. 29, to close out the calendar year.

This will be the first meeting between Kansas and Eastern Michigan in men's basketball. Kansas is 14-1 against current membership of the Mid-American Conference (MAC): 3-0 vs. Ohio, 3-0 vs. Toledo, 2-1 vs. Ball State, 2-0 vs. Kent State, 2-0 vs. Miami (Ohio), 1-0 vs. Bowling Green and 1-0 vs. Western Michigan.

# THIS DAY IN KANSAS BASKETBALL HISTORY

DECEMBER

22

**Kansas is 25-8 all-time in games on Dec. 22**

**Dec. 22, 2012:** In a game where two top-10 teams matched up against each other, No. 9 Kansas defeated No. 7 Ohio State, 74-66, in Columbus, Ohio. Kansas redshirt freshman standout Ben McLemore led all scorers with 22 points, which was his fourth 20-point performance of the season. Kansas seniors Jeff Withey and Kevin Young pulled down 10 rebounds each, as Withey recorded his second-straight double-double scoring 14 points. Kansas ended the year with a 31-6 record to mark Bill Self's sixth season with 30 or more wins.

## SELF TIES WOODEN ON ALL-TIME WINS LIST

With Kansas' win over South Dakota on Dec. 18, head coach Bill Self picked up his 664th career victory, tying him with coaching legend John Wooden, who tallied 664 wins in his 29 seasons at the helm at Indiana State and UCLA from 1947-75.

Self's 664 career wins, 456 of which have come at Kansas, pull him into a tie at 35th on the NCAA DI all-time coaching victories list. Self is one of 15 active coaches among the top-50 on the career wins list.

## ALL-TIME NCAA DI CAREER COACHING WINS

RNK	COACH	WINS	LOSSES	WIN%
33	Rick Barnes	670	359	65.1
34	Gary Williams	668	380	63.7
<b>35</b>	<b>Bill Self</b>	<b>664</b>	<b>201</b>	<b>76.8</b>
35	John Wooden	664	162	80.4
37	Ralph Miller	657	382	63.2

## VICK MAKES 3-POINT HISTORY

Kansas senior Lagerald Vick recently recorded one of the best five-game shooting stretches in program history. In five outings from Nov. 12 to Dec. 1, the Memphis product combined for a 28-of-43 clip from 3-point range, good for 65.1 percent in that span.

His 28 triples are the most in program history for a Jayhawk over a five-game span. Only one other Jayhawk in school history who has hit 25 or more threes over a five-game stretch. "Downtown" Terry Brown (1989-91) connected on 25 or more threes over a string of five outings on two occasions during the 1990-91 season.

Vick's 65.1 percent shooting in that span has not been matched by another Jayhawk. The two closest are Brown and Sviatoslav Mykhailiuk. Over five games during the 2017-18 season, Mykhailiuk hit 22-of-41 3-point tries (53.7 percent) in the Jayhawks' first five outings of conference play.

## MOST 3-POINTERS BY A JAYHAWK IN A FIVE-GAME SPAN

RNK	PLAYER	DATES	3PT-3PTA	3PT%
<b>1</b>	<b>Lagerald Vick</b>	<b>11/12-12/1/18</b>	<b>28-43</b>	<b>65.1</b>
2	Terry Brown	1/5-1/16/91	27-50	54.0
3	Terry Brown	1/2-1/12/91	25-49	51.0
t4	Svi Mykhailiuk	12/29/17-1/13/18	22-41	53.7
t4	Billy Thomas	12/30/97-1/10/98	22-47	46.8

## LAWSON CLAIMS SECOND BIG 12 NEWCOMER AWARD

Kansas redshirt junior Detric Lawson posted his Big 12-leading sixth double-double in the Jayhawks' 74-71 win versus No. 17/16 Villanova and was named the Big 12 Newcomer of the Week on Dec. 17.

Lawson scored a season-high 28 points and pulled down 12 rebounds against Villanova. He shot 66.7 percent (10-for-15) from the field, 77.8 percent (7-of-9) from the free throw line and tallied zero turnovers in 38 minutes against the Wildcats.

This is the fourth time Lawson has earned a Big 12 weekly award this season. The Memphis, Tennessee, forward was Big 12 Player of the Week Nov. 12 and 26 and also Newcomer of the Week on Dec. 2.

## TOUGH COMPETITION

Many talk about how tough the Kansas schedule is for 2018-19. One look at KU's nonconference opponents shows that six foes were preseason selections in their respective league races, with an additional five picked for second-place finishes.

## KU'S NON-CON OPPONENTS IN PRESEASON LEAGUE POLLS

CONFERENCE	OPPONENT	PRESEASON PICK
America East	Vermont ( <i>W, 86-68</i> )	1st
Big East	Villanova ( <i>W, 74-71</i> ) Marquette ( <i>W, 77-68</i> )	1st 2nd
Big Ten	Michigan St. ( <i>W, 92-87</i> )	1st
Mid-American	Eastern Michigan	1st
Pac-12	Arizona State Stanford ( <i>W, 90-84 ot</i> )	6th 9th
SEC	Kentucky Tennessee ( <i>W, 87-81 ot</i> )	1st 2nd
Southern	Wofford ( <i>W, 72-47</i> )	2nd
Summit	South Dakota ( <i>W, 89-53</i> )	2nd
Sun Belt	Louisiana ( <i>W, 89-76</i> )	2nd
WAC	New Mexico St. ( <i>W, 63-60</i> )	1st

*Preseason polls included both those from coaches and media panels*

## KANSAS IN THE NATIONAL POLLS

Kansas men's basketball returned to the top this week at No. 1 in both the Associated Press and the *USA TODAY* Coaches' polls released on Dec. 17.

Kansas has been ranked in each of the last 187 AP polls dating back to Feb. 3, 2009, which is the longest active streak in NCAA Division I. For the third time in poll history Kansas entered the season ranked No. 1 by Associated Press (AP), as the AP released its poll Oct. 22. Three days later, Oct. 25, Kansas was once again picked No. 1 in the *USA TODAY* Coaches' Poll.

This is the fifth-straight year the Jayhawks have opened the season in the top five of the coaches' poll. The No. 1 ranking marked the ninth time KU has been preseason No. 3 or higher in the coaches' poll. Additionally, it was the 13th time in the Bill Self era the Jayhawks have been preseason seventh or higher, including each of the last seven seasons.

## PRESEASON ALL-BIG 12

Kansas' Detric Lawson, Quentin Grimes and Udoka Azubuike each garnered recognition on the 2018-19 Preseason All-Big 12 Team as voted on by the league's men's basketball coaches, the conference office announced Oct. 17.

Lawson was named the 2018-19 Preseason Big 12 Newcomer of the Year, while Grimes was dubbed the league's preseason freshman of the year. Lawson was also a preseason all-conference first-team selection, while Azubuike and Grimes secured preseason honorable mention honors. Coaches were not allowed to vote for their own student-athletes in the selection process.

Pay Heed, All Who Enter:  
**BEWARE OF "THE PHOG"**

## NATIONAL CHAMPIONS

1922, 1923, 1952, 1988, 2008

## BIG 12 CHAMPIONS

1997\*, 1998\*, 1999^, 2002, 2003, 2005,  
2006\*, 2007\*, 2008\*, 2009, 2010\*, 2011\*,  
2012, 2013\*, 2014, 2015, 2016\*, 2017, 2018\*

*Regular season titles listed*

*\* - Regular season & tournament champions*

*^ - Tournament champions only*

- Kansas has 2,258 all-time victories, second most in NCAA Division I history (Kentucky).
- From the 2008-09 season to the present (11 seasons) Kansas has held 353 of its 379 opponents under 50 percent shooting.
- KU has held opponents to fewer than 100 points in 566 of its last 568 games. The last team to score 100 on Kansas in a 40-minute game was Oklahoma (100-78) on Feb. 27, 1990.
- The Jayhawks have won 13-straight regular-season games against AP top-10 teams, as well as 20 of their last 21. Under Bill Self, KU is 40-20 against top-10 opponents, a figure that includes postseason play.
- KU has won at least 12 league games for 18-straight years, which is the longest active streak in the nation.
- Kansas won its 1,000th all-time conference game with a 83-50 win against Texas Tech (2/18/12). The Jayhawks won their 300th Big 12 game vs. Oklahoma (2/19/18).
- Each KU senior class since 1986-87 has won at least 100 games. Current KU senior Lagerald Vick has been a part of 105 wins while at Kansas. Last year's fourth-year seniors Devonte' Graham and Sviatoslav Mykhailiuk amassed 121 wins.
- Entering 2018-19, Bill Self has won 25 or more games in each of his last 13 seasons as a head coach.
- Kansas is the only team in the Big 12 to have a .500 winning percentage or better series record against every conference foe.
- Kansas is first in the conference in wins with a 302-64 record in Big 12 regular-season games. Texas is next at 225-141. Including the league postseason championship, Kansas is tops at 346-76, while Texas is second at 249-160.
- KU is the only Big 12 school to have won a regular-season championship with two different coaches (Roy Williams and Bill Self).
- Under Bill Self, Kansas is 116-8 (93.5 percent) in Big 12 home games: 8-0 in 2004, 7-1 in 2005, 7-1 in 2006, 7-1 in 2007, 8-0 in 2008, 8-0 in 2009, 8-0 in 2010, 7-1 in 2011, 9-0 in 2012, 8-1 in 2013, 9-0 in 2014, 9-0 in 2015, 9-0 in 2016, 8-1 in 2017 and 7-2 in 2018.
- Under Bill Self, Kansas has experienced only one regular-season conference sweep by a Big 12 opponent. In 103 regular-season Big 12 home-and-home series during the Self era, Kansas has 70 sweeps, 32 splits and has been swept once.

# KU BY THE NUMBERS

14	Consecutive conference regular-season titles - 2005-06-07-08-09-10-11-12-13-14-15-16-17-18, a KU record and the longest in NCAA history.
15	30+ win seasons, including 2017-18, which ties an NCAA record.
16	Streaks of 10 or more consecutive wins in the Bill Self era.
18	Big 12 Conference regular-season championships for KU in the league's 22-year existence.
19	Undefeated home seasons at Allen Fieldhouse, including 2007-08, 2008-09, 2009-10, 2011-12, 2014-15, and 2015-16 under Bill Self.
20	Times a KU player or coach has been inducted into the Naismith Basketball Hall of Fame, which includes current head coach Bill Self.
23	Championships for Kansas in the Bill Self era - 14 Big 12 regular-season titles, eight Big 12 postseason championships and one NCAA.
23	Or more victories for Kansas in each of the past 29 seasons beginning in 1989-90.
24	Consecutive seasons Kansas has won 10 or more league games, starting in 1995 (55 times overall), which is the longest active streak in the nation.
29	Consecutive seasons KU has made the NCAA Tournament, the longest active streak in the nation and best all-time.
29	Consecutive seasons Kansas has won 20 or more games, including 2017-18, the longest active streak in the NCAA which began in 1989-90.
30	Consensus All-America First Team selections, including Devonte' Graham in 2017-18, the most of any NCAA Division I school.
31	Consecutive seasons Kansas has led its conference in home attendance, beginning in 1986-87.
61	Conference regular-season championships, most in NCAA Division I.
197	Kansas victories from the 2006-07 to 2011-12 seasons, the most in NCAA Division I history in a six-year span.
281	Consecutive sellouts in Allen Fieldhouse, dating back to 2001-02.
457	Victories for Bill Self, now in his 16th season at Kansas. He is the fastest KU coach to reach 457 wins and is the second-winningest coach in KU history.
778	All-time Kansas victories inside Allen Fieldhouse. The historic building opened in 1955 and KU holds a 778-113 record in its home venue.
2,258	All-time Kansas men's basketball victories; second-most in NCAA Division I history.

## PRESEASON BIG 12 POLL

For the eighth-straight season and 18th time in the 23-year history of the league, Kansas topped the men's basketball Big 12 Preseason Poll, announced by the league office Oct. 19. The Jayhawks received all of the possible nine first-place votes in 2018-19 for the fourth-consecutive season.

KU has captured 18 outright or shared Big 12 regular-season championships in the previous 22 campaigns. The program's 14 consecutive, from 2005-present, and 61 overall conference titles are both NCAA records.

Historically, in the previous 17 occurrences Kansas has been named the preseason favorite, the Jayhawks won the Big 12 regular-season on 15 occasions. This includes the first preseason poll in 1996-97 in which only a media poll was conducted.

## PRESEASON BIG 12 COACHES POLL

RNK	TEAM (1ST PLACE VOTES)	POINTS
1	<b>KANSAS (9)</b>	<b>81</b>
2	Kansas State (1)	72
3	West Virginia	61
t4	TCU	54
t4	Texas	54
6	Iowa State	41
7	Texas Tech	36
8	Oklahoma	21
9	Baylor	20
10	Oklahoma State	10

## CONFERENCE SUCCESS

Kansas entered 2018-19 having won 18 of the 22 Big 12 regular-season titles (includes ties), including the last 14, which is an NCAA record. Kansas' 61 conference titles are the most in NCAA Division I. Kentucky is second with 54 and Penn third at 37. KU's 14-straight league titles, all under head coach Bill Self, is the longest active streak in NCAA Division I and the longest streak in school history.

## CONSECUTIVE REG. SEASON TITLES

#	TEAM	CONFERENCE	SEASONS
14	<b>KANSAS</b>	<b>Big 12</b>	<b>2005-18</b>
13	UCLA	PAC-10	1967-79
11	Gonzaga	West Coast	2001-11
10	Connecticut	Yankee	1951-60
10	UNLV	Big West	1983-92

## HISTORICALLY SPEAKING

Udoka Azubuike ended 2017-18 with the top field goal percentage in NCAA Division I at 77.0 percent and he was the only player shooting 70 percent or better with a minimum of five shots made per game. Azubuike broke the Big 12 single-season record of 69.3 percent, previously set by Ricardo Ratliffe of Missouri in 2011-12.

With a minimum of 175 attempts, Azubuike broke the Kansas single-season field goal percentage record of 64.6 percent by Mark Randall in 1988-89. On the NCAA level, with a minimum of five makes per game, Azubuike's 77.0 percent ranks second all-time behind Devontae Cacok of UNC-Wilmington, who set the NCAA record two seasons ago at (2016-17) at 80.0 percent.

## KU SINGLE SEASON FIELD GOAL % LEADERS (MIN. 200 ATTEMPTS)

RNK	PLAYER (SEASON)	FG	FGA	FG%
1	<b>Udoka Azubuike (2018)</b>	<b>211</b>	<b>274</b>	<b>.770</b>
2	Mark Randall (1989)	201	311	.646
3	Mark Randall (1991)	205	319	.643
4	Richard Scott (1992)	138	216	.639
5	Darnell Jackson (2008)	171	273	.626

## KU SIGNS TWO IN EARLY SIGNING PERIOD

Combo guards Issac "Mackey" McBride and Christian Braun have each signed a National Letter of Intent to play men's basketball at Kansas, KU head coach Bill Self announced Nov. 14, the first day of the signing period.

A 6-foot-1, 180-pound guard from Little Rock, Arkansas, McBride has rewritten the record book at Baptist Preparatory School. In guiding Baptist Prep to three-straight state championships, McBride set the school's single-season scoring record with 707 points his sophomore year in 2016-17. As a junior, he broke his own mark by scoring 883 points in 2017-18, which included a school-record 46-point game. In that, McBride averaged 24.5 points, 4.0 rebounds, 2.5 assists and 1.6 steals per game in 2017-18.

McBride is a two-time all-state selection and was the most valuable player of the last two state tournaments his sophomore and junior seasons. A four-star recruit who is ranked 109 by Rivals.com, McBride is the highest-ranked player in the state of Arkansas. He plays AAU basketball for the Arkansas Hawks.

Originally from Burlington, Kansas, Braun (6-foot-6, 180 pounds) moved to Overland Park, Kansas, his freshman year high school and has won back-to-back 6A state championships his sophomore and junior seasons at Blue Valley Northwest High School. A four-star prospect who is ranked No. 112 by Rivals.com, last year Braun averaged 14.2 points, 5.1 rebounds and 3.1 assists as a junior at Blue Valley Northwest. Braun plays for MoKan on the AAU circuit.

## WHAT TO LOOK FOR IN 2018-19

- Lagerald Vick has 946 career points and is 54 from becoming the 61st Jayhawk to score 1,000 career points.
- Vick has 135 career 3-pointers made which ranks 20th on the KU career list. His seven against Stanford (12/1) moved him into the KU top 20.
- Udoka Azubuike has 88 career blocked shots and his 60 last season were the most since Joel Embiid swatted 72 in 2013-14. Azubuike is 12 shy of becoming the 20th player in school history to record 100 blocked shots.
- Not far behind Azubuike's blocked shots is junior Mitch Lightfoot with 72 career swats in two-plus seasons.
- Azubuike has a career field goal percentage of 74.5 as he is 274-for-368. The KU career field goal percentage record, with a minimum of 500 attempts, is 62.0 by Mark Randall (643-for-1,037 in 1987, 89-91).
- Kansas is 11 wins shy from winning its 1,100th conference game. All-time, the Jayhawks are 1,089-364 in league play and are 302-64 in the Big 12.




# JAYHAWKS IN THE NBA



**CHECK DIALLO**  
6-9 | 220 | New Orleans | KU from 2015-16

2018-19 STATS			
PPG	RPG	BLKPG	PER
3.7	3.7	0.5	16.12


CAREER		
PPG	RPG	BLKPG
4.6	4.0	0.4



**MARCUS MORRIS**  
6-9 | 235 | Boston | KU from 2009-11

2018-19 STATS			
PPG	RPG	BLKPG	PER
14.9	6.2	0.2	16.77


CAREER		
PPG	RPG	BLKPG
11.4	4.5	0.2



**JOEL EMBIID**  
7-0 | 250 | Philadelphia | KU from 2013-14

2018-19 STATS			
PPG	RPG	BLKPG	PER
26.4	13.3	1.8	24.75


CAREER		
PPG	RPG	BLKPG
23.1	10.8	1.9



**MARKIEFF MORRIS**  
6-9 | 235 | Washington | KU from 2009-11

2018-19 STATS			
PPG	RPG	BLKPG	PER
11.3	5.1	0.6	12.91

CAREER		
PPG	RPG	BLKPG
11.8	5.6	0.6



**DEVONTE' GRAHAM**  
6-2 | 185 | Charlotte | KU from 2015-18

2018-19 STATS			
PPG	APG	RPG	PER
2.6	1.6	0.8	8.64

CAREER		
PPG	APG	RPG
2.6	1.6	0.8



**SVI MYKHAILIUK**  
6-8 | 205 | Los Angeles | KU from 2015-18

2018-19 STATS			
PPG	APG	RPG	PER
3.3	0.9	0.9	5.46


CAREER		
PPG	APG	RPG
3.3	0.9	0.9



**JOSH JACKSON**  
6-8 | 200 | Phoenix | KU from 2016-17

2018-19 STATS			
PPG	APG	RPG	PER
9.0	2.3	3.7	8.33

CAREER		
PPG	APG	RPG
12.0	1.8	4.3



**KELLY OUBRE JR.**  
6-7 | 205 | Phoenix | KU from 2014-15

2018-19 STATS			
PPG	APG	RPG	PER
12.9	0.7	4.4	13.66


CAREER		
PPG	APG	RPG
8.2	0.7	3.5



**FRANK MASON III**  
5-11 | 190 | Sacramento | KU from 2014-17

2018-19 STATS			
PPG	APG	RPG	PER
5.3	3.0	1.4	12.31


CAREER		
PPG	APG	RPG
7.1	2.9	2.2



**WAYNE SELDEN JR.**  
6-5 | 230 | Memphis | KU from 2013-16

2018-19 STATS			
PPG	APG	RPG	PER
5.6	1.2	1.3	8.97

CAREER		
PPG	APG	RPG
7.2	1.5	1.4



**BEN MCLEMORE**  
6-5 | 201 | Sacramento | KU from 2012-13

2018-19 STATS			
PPG	APG	RPG	PER
2.4	0.2	0.6	1.47

CAREER		
PPG	APG	RPG
8.9	1.1	2.5



**ANDREW WIGGINS**  
6-8 | 194 | Minnesota | KU from 2013-14

2018-19 STATS			
PPG	APG	RPG	PER
16.3	2.2	3.9	12.14

CAREER		
PPG	APG	RPG
19.5	2.1	4.1

PER or Player Efficiency Ranking is the overall rating of a player's per-minute statistical production. The league average is 15.00.

## NBA JAYHAWKS SCHEDULE (DEC. 21-23)

### FRIDAY, DECEMBER 21

Away	Home	Time (CT)	TV
Detroit	Charlotte	6:00 PM	
Milwaukee	Boston	7:00 PM	ESPN
Minnesota	San Antonio	7:30 PM	
Memphis	Sacramento	9:00 PM	
New Orleans	Los Angeles	9:30 PM	ESPN

### SATURDAY, DECEMBER 22

Away	Home	Time (CT)	TV
Phoenix	Washington	6:00 PM	
Toronto	Philadelphia	6:30 PM	

### SUNDAY, DECEMBER 23

Away	Home	Time (CT)	TV
Washington	Indiana	4:00 PM	
Charlotte	Boston	5:00 PM	
Phoenix	Brooklyn	5:00 PM	
New Orleans	Sacramento	5:00 PM	
Minnesota	Oklahoma City	7:00 PM	
Memphis	Los Angeles	8:30 PM	



## JAYHAWKS CURRENTLY IN THE NBA (12)

PLAYER	YEARS AT KU	NBA SEASON	CURRENT TEAM
Check Diallo	2015-16	3rd	New Orleans
Joel Embiid	2013-14	4th	Philadelphia
Devonte' Graham	2015-18	1st	Charlotte
Josh Jackson	2016-17	2nd	Phoenix
Frank Mason III	2014-17	2nd	Sacramento
Ben McLemore	2012-13	6th	Sacramento
Marcus Morris	2009-11	8th	Boston
Markieff Morris	2009-11	8th	Washington
Svi Mykhailiuk	2015-18	1st	Los Angeles
Kelly Oubre Jr.	2014-15	4th	Phoenix
Wayne Selden Jr.	2013-16	3rd	Memphis
Andrew Wiggins	2013-14	5th	Minnesota

## JAYHAWKS IN THE NBA DRAFT (Bill Self era)

YEAR	PLAYER	ROUND / OVERALL	TEAM
2005	Wayne Simien	1st / 29th	Miami
2007	Julian Wright *	1st / 13th	New Orleans
2008	Brandon Rush *	1st / 13th	Portland
2008	Darrell Arthur	1st / 27th	New Orleans
2008	Mario Chalmers	2nd / 34th	Minnesota
2008	Darnell Jackson	2nd / 52nd	Miami
2008	Sasha Kaun	2nd / 56th	Seattle
2010	Xavier Henry *	1st / 12th	Memphis
2010	Cole Aldrich *	1st / 11th	New Orleans
2011	Marcus Morris *	1st / 13th	Houston
2011	Markieff Morris *	1st / 14th	Phoenix
2011	Josh Selby	2nd / 49th	Memphis
2012	Thomas Robinson *	1st / 5th	Sacramento
2012	Tyshawn Taylor	2nd / 41st	Portland
2013	Ben McLemore *	1st / 7th	Sacramento
2013	Jeff Withey	2nd / 39th	Portland
2014	Andrew Wiggins *	1st / 1st	Cleveland
2014	Joel Embiid *	1st / 3rd	Philadelphia
2015	Kelly Oubre Jr.	1st / 15th	Atlanta
2016	Cheick Diallo	2nd / 33rd	New Orleans
2017	Josh Jackson *	1st / 4th	Phoenix
2017	Frank Mason III	2nd / 34th	Sacramento
2018	Devonte' Graham	2nd / 34th	Charlotte
2018	Svi Mykhailiuk	2nd / 47th	Los Angeles

\* - lottery pick (top 14)

## QUICK FACTS - JAYHAWKS IN THE NBA

- 74 Jayhawks have competed at the NBA level, including 28 who were coached by **Bill Self** at KU and 12 currently in the league.
- **Bill Self** has coached 24 NBA Draft picks at KU, including 10 lottery picks.
- 33 Jayhawks have been picked in the first round of the NBA Draft.
- 12 Jayhawks have won 18 NBA titles, most recently Sasha Kaun with the 2015-16 Cleveland Cavaliers.
- Three Jayhawks have earned NBA Finals MVP honors: **Wilt Chamberlain** (1972, L.A. Lakers), **Jo Jo White** (1976, Boston) and **Paul Pierce** (2008, Boston).
- **Wilt Chamberlain** earned NBA MVP honors four times (1960, 1966, 1967, 1968) in his 15-year NBA career.
- 16 Jayhawks have had NBA careers lasting 10 seasons or longer.



# BILL SELF

## HEAD COACH

Oklahoma State '85  
16th Season at Kansas  
26th Season Overall

**Family:** Cindy (wife), Lauren (daughter),  
Tyler (son), Ella (granddaughter)

### CAREER RECORD // YEAR-BY-YEAR

YEAR	OVERALL W-L / %	CONF. W-L / %	NOTE
<b>ORAL ROBERTS (1993-97)</b>			
1993-94	6-21 .222	- -	None
1994-95	10-17 .370	- -	None
1995-96	18-9 .667	- -	None
1996-97	21-7 .750	- -	NIT
<b>TULSA (1997-2000)</b>			
1997-98	19-12 .613	9-5 .643	3rd WAC
1998-99	23-10 .697	9-5 .643	t-1st WAC / NCAA Rnd of 32
1999-00	32-5 .865	12-2 .857	1st WAC / NCAA Elite Eight
<b>ILLINOIS (2000-03)</b>			
2000-01	27-8 .771	13-3 .813	t-1st Big Ten / NCAA Elite Eight
2001-02	26-9 .743	11-5 .688	t-1st Big Ten / NCAA Sweet 16
2002-03	25-7 .781	11-5 .688	* 2nd Big Ten / NCAA Rnd of 32
<b>KANSAS (2003-present)</b>			
2003-04	24-9 .727	12-4 .750	2nd Big 12 / NCAA Elite Eight
2004-05	23-7 .767	12-4 .750	t-1st Big 12 / NCAA Rnd of 64
2005-06	25-8 .758	13-3 .813	* t-1st Big 12 / NCAA Rnd of 64
2006-07	33-5 .868	14-2 .875	* 1st Big 12 / NCAA Elite Eight
2007-08	37-3 .925	13-3 .813	* t-1st Big 12 / NCAA Champions
2008-09	27-8 .771	14-2 .875	1st Big 12 / NCAA Sweet 16
2009-10	33-3 .917	15-1 .938	* 1st Big 12 / NCAA Rnd of 32
2010-11	35-3 .921	14-2 .875	* 1st Big 12 / NCAA Elite Eight
2011-12	32-7 .821	16-2 .889	1st Big 12 / NCAA Runner-Up
2012-13	31-6 .838	14-4 .778	* t-1st Big 12 / NCAA Sweet 16
2013-14	25-10 .714	14-4 .778	1st Big 12 / NCAA Rnd of 32
2014-15	27-9 .750	13-5 .722	1st Big 12 / NCAA Rnd of 32
2015-16	33-5 .868	15-3 .833	* 1st Big 12 / NCAA Elite Eight
2016-17	31-5 .861	16-2 .889	1st Big 12 / NCAA Elite Eight
2017-18	31-8 .795	13-5 .722	* 1st Big 12 / NCAA Final Four
2018-19	10-0 1.000	- -	
<b>TOTAL</b>	<b>664-201 .768</b>	<b>273 - 71 .794</b>	
<b>KANSAS</b>	<b>457-96 .826</b>	<b>208 - 46 .819</b>	22 Big 12 titles (14 reg. season, 8 tourney)
ILLINOIS	78-24 .765	35-13 .729	Three Big Ten titles (2 reg. season, 1 tourney)
TULSA	74-27 .733	30-12 .714	Two WAC titles / 4-2 NCAA tourney record
ORU	55-54 .505	- -	

\* - won conference tournament

Note - Oral Roberts was independent during Self's tenure, so all games played at ORU were nonconference.

### KANSAS RECORD // HOME-ROAD-NEUTRAL

	W	L	%
HOME (AFH) AT KU	240	13	.949
HOME (SPRINT CENTER) AT KU *	9	3	.750
ROAD AT KU	106	47	.693
NEUTRAL AT KU	102	33	.756
<b>TOTAL</b>	<b>457</b>	<b>96</b>	<b>.826</b>

\* Since 2007-08, regular-season games played at Sprint Center on the KU season-ticket package are considered home games.

In Conference Tournament (at Kansas)	39-12 (30-7)
In NCAA Tournament (at Kansas)	47-19 (37-14)
In Postseason Play (at Kansas)	86-31 (67-21)
In Overtime (at Kansas)	29-13 (22-9)

### NATIONAL CHAMPION

2008



### CONFERENCE CHAMPION

18 REGULAR SEASON TITLES  
9 TOURNAY TITLES

### HALL OF FAME CLASS OF 2017 INDUCTEE



### TROPHY CASE

- **NCAA Championship title** (2008)
- **NCAA Final Four** (2008, 2012, 2018)
- **18 Regular Season Conference Titles:** 2 at Tulsa (1999, 2000); 2 at Illinois (2001, 2002); 14 at Kansas (2005, 2006, 2007, 2008, 2009, 2010, 2011, 2012, 2013, 2014, 2015, 2016, 2017, 2018)
- **9 Conference Tournament Titles:** 1 at Illinois (2003); 8 at Kansas (2006, 2007, 2008, 2010, 2011, 2013, 2016, 2018)

### CAREER HONORS

- **Naismith Memorial Basketball Hall of Fame**  
*Class of 2017 inductee*
- **National Coach of the Year** - 2000 (*Sporting News*; Wooden), 2009 (Yahoo! Sports; *Sporting News*; Athlon Sports; CBSSports.com; USBWA; AP; CBS/Chevrolet; ESPN.com), 2012 (*Sporting News*; Adolph Rupp; Naismith), 2016 (AP, Bleacher Report, *USA Today*)
- **Conference Coach of the Year** - 2000 (WAC), 2006 (Big 12), 2009 (Big 12), 2011 (Big 12), 2012 (co-Big 12), 2015 (Big 12 by AP), 2016 (Big 12 by AP), 2017 (Big 12), 2018 (co-Big 12 and AP)
- **Wooden Award "Legends of Coaching"** - 2013
- **Oklahoma Sports Hall of Fame** - 2013 induction
- **Wayman Tisdale Humanitarian Award** (USBWA) - 2014
- **Mannie Jackson - Basketball's Human Spirit Award** (Naismith Hall of Fame) - 2015
- **Winged Foot Award** (for national champion coach) - 2008
- **Naismith Coach of the Year Finalist** (Atlanta Tipoff Club) - 2000, 2001, 2002, 2003, 2009, 2012, 2017

### NOTES

- Bill Self was named the eighth coach in Kansas basketball history on April 21, 2003.
- In September 2017, Self was inducted into the Naismith Memorial Basketball Hall of Fame in Springfield, Massachusetts.
- Self won his 600th career game on Dec. 6, 2016, with KU's 105-62 win against UMKC. He became the 46th coach in NCAA Division I to accomplish the feat and the ninth fastest.
- While at Kansas, Self has won a national championship, a KU- and NCAA-record 14-straight regular-season Big 12 Conference titles and eight league tournament championships.
- At Kansas, Self has won more regular-season league titles (14) than he has home losses (13) in Allen Fieldhouse. With KU's win versus Siena (11/18/16), Self became the winningest coach in Allen Fieldhouse, posting his 207th victory in the venue.
- In his first trip to the Final Four in 2008, Self's team won the title. Self is one of 11 active coaches in NCAA Division I to have won a national title. Kansas' 14-straight conference titles (2005-18) is the longest streak in NCAA Division I history.
- In Self's first 15 seasons at Kansas, he has coached 11 NBA Lottery selections including Andrew Wiggins and Joel Embiid, the No. 1 and No. 3 overall selections in the 2014 NBA Draft. Wiggins was the second-ever Jayhawk to go No. 1 with the other being Danny Manning in 1988.
- Self has guided his teams to 20-straight 23-win seasons dating back to 1998-99.
- Self's teams have won 18 league crowns in the last 20 years, including the 2018 title. The other two seasons resulted in runner-up conference finishes.
- Kansas' four-straight 30-win seasons from 2009-10 to 2012-13 are the most consecutive 30-win seasons in NCAA history (note: Memphis did it from 2006-09 yet later vacated the 2008 season).
- Self was the head coach for Team USA's U18 team that competed and won gold at the 2018 FIBA Americas Championship held in St. Catherines, Canada, in the summer of 2018.
- Self is one of five coaches in NCAA Division I history to have led three different teams - Tulsa, Illinois and Kansas - to the NCAA Elite Eight, including seven times with KU (2004-07-08-11-12-16-17). The other coaches are: Gene Bartow, John Calipari, Rick Pitino and Eddie Sutton.
- A 1985 graduate of Oklahoma State, Self began his coaching career as a graduate assistant at Kansas in 1985-86 under head coach Larry Brown. He then returned to his alma mater as an assistant for seven seasons under coaches Leonard Hamilton and Eddie Sutton. His first head coaching job was at Oral Roberts in 1993-94, then Tulsa (1997-98), Illinois (2000-03) and Kansas (2003-present).

# MARCUS GARRETT

Sophomore • Guard • 6-5 • 195 • Dallas, Texas • Skyline HS

## SEASON STATS

PPG	RPG	APG	FG%	3FG%	FT%
<b>6.0</b>	<b>3.4</b>	<b>2.7</b>	<b>35%</b>	<b>24%</b>	<b>58%</b>

## LAST GAME VS. SOUTH DAKOTA (12.18.18)

MIN	PTS	REBS	ASTS	BLKS	STLS
<b>29</b>	<b>7</b>	<b>5</b>	<b>5</b>	<b>0</b>	<b>3</b>

**2017-18:** Pulled down five or more rebounds in 12 games ... Had 12 games with multiple steals in 2017-18 ... Scored in double figures five times ... Recorded two double-doubles ... Had seven starts with six in Big 12 play ... Had a season-high 13 points vs. Texas Southern (11/21) ... co-Big 12 Newcomer of the Week (11/7) ... 2017 Texas HS Gatorade Player of the Year.



## CAREER HONORS

Co-Big 12 Newcomer of the Week (11.13.17)

## CAREER HIGHS

Points	13	vs. Texas Southern (11.21.17)
Field Goals	5	vs. Oakland (11.24.17)
Field Goal Att.	13	vs. Marquette (11.21.18)
3PT Field Goals	3	vs. Texas Southern (11.21.17)
3PT Field Goal Att.	5	vs. Texas Southern (11.21.17)
Free Throws	4	vs. Louisiana (11.16.18)
Free Throw Att.	8	vs. Baylor (1.20.18)
Rebounds	11	vs. Texas Southern (11.21.17)
Assists	5	vs. South Dakota (12.18.18)
		vs. Louisiana (11.16.18)
Blocks	2	vs. Marquette (11.21.18)
		vs. Texas Southern (11.21.17)
Steals	4	vs. Villanova (12.15.18)
		vs. Stanford (12.1.18)
		vs. South Dakota St. (11.17.17)
Minutes	37	vs. Villanova (12.15.18)

## MISCELLANEOUS

	FR	SO	CAREER
Double-Doubles	2	-	2
10+ Points	5	2	7
20+ Points	0	-	0
5+ Rebounds	12	3	15
10+ Rebounds	2	-	2
5+ Assists	0	2	2
2+ 3PT Field Goals	2	1	3
2+ Steals	12	5	17
2+ Blocks	1	1	2
Led Team in Pts.	0	-	0
Led Team in Rebs.	4	-	4
Led Team in Assists	0	3	3
Led Team in Steals	8	4	12
Led Team in Blocks	2	2	4

## 2018-19 GAME-BY-GAME

OPPONENT (Date)	MP	FG-A	PCT	3PT-A	PCT	FT-A	PCT	O-D-T	PF	A	TO	BLK	ST	TP
vs. Michigan State (11.6)	14	1-3	.333	0-0	---	2-2	1.000	0-1-1	4	2	0	0	0	4
VERMONT (11.12)	26	1-6	.167	0-1	.000	2-2	1.000	1-4-5	1	3	0	0	2	4
LOUISIANA (11.16)	24	1-3	.333	0-2	.000	4-6	.667	1-1-2	0	5	2	0	1	6
vs. Marquette (11.21)	28	4-13	.308	1-3	.333	2-5	.400	1-2-3	0	0	0	2	1	11
vs. Tennessee (11.23)								DNP - INJURED						
STANFORD (12.1)	33	2-5	.400	0-0	---	0-0	---	0-1-1	0	1	2	0	4	4
*WOFFORD (12.4)	30	2-6	.333	1-4	.250	2-3	.667	0-7-7	1	3	0	1	2	7
*NEW MEXICO STATE (12.8)	31	4-7	.571	2-4	.500	0-2	.000	1-2-3	3	2	1	0	0	10
*VILLANOVA (12.15)	37	0-4	.000	0-2	.000	1-2	.500	3-1-4	1	3	1	1	4	1
*SOUTH DAKOTA (12.18)	29	3-4	.750	0-1	.000	1-2	.500	0-5-5	0	5	0	0	3	7
at Arizona State (12.22)														
EASTERN MICHIGAN (12.29)														
OKLAHOMA (1.2)														
at Iowa State (1.5)														
TCU (1.9)														
at Baylor (1.12)														
TEXAS (1.14)														
at West Virginia (1.19)														
IOWA STATE (1.12)														
at Kentucky (1.26)														
at Texas (1.29)														
TEXAS TECH (2.2)														
at Kansas State (2.5)														
OKLAHOMA STATE (2.9)														
at TCU (2.11)														
WEST VIRGINIA (2.16)														
at Texas Tech (2.23)														
KANSAS STATE (2.25)														
at Oklahoma State (3.2)														
at Oklahoma (3.5)														
BAYLOR (3.9)														
<b>TOTAL</b>	<b>252</b>	<b>18-51</b>	<b>.353</b>	<b>4-17</b>	<b>.235</b>	<b>14-24</b>	<b>.583</b>	<b>7-24-31</b>	<b>10</b>	<b>24</b>	<b>6</b>	<b>4</b>	<b>17</b>	<b>54</b>

^ Starter

## CAREER YEAR-BY-YEAR STATISTICS

SEASON	GP	GS	MIN	AVG	FG	FGA	PCT	3FG	3FGA	PCT	FT	FTA	PCT	OFF	DEF	TOT	AVG	PF	FO	AST	TO	BLK	STL	PTS	AVG
2017-18	39	7	748	19.2	62	136	.456	12	45	.267	25	51	.490	36	95	131	3.4	60	0	44	30	8	35	161	4.1
2018-19	9	4	252	28.0	18	51	.353	4	17	.235	14	24	.583	7	24	31	3.4	10	0	24	6	4	17	54	6.0
<b>TOTAL</b>	<b>48</b>	<b>11</b>	<b>1000</b>	<b>20.8</b>	<b>80</b>	<b>187</b>	<b>.428</b>	<b>16</b>	<b>62</b>	<b>.258</b>	<b>39</b>	<b>75</b>	<b>.520</b>	<b>43</b>	<b>119</b>	<b>162</b>	<b>3.4</b>	<b>70</b>	<b>0</b>	<b>68</b>	<b>36</b>	<b>12</b>	<b>52</b>	<b>215</b>	<b>4.5</b>



# DEDRIC LAWSON (DEE-drick)

RS-Junior • Forward • 6-9 • 235 • Memphis, Tenn. • Hamilton HS • Memphis

## SEASON STATS

PPG	RPG	APG	FG%	3FG%	FT%
19.7	11.1	2.4	50%	17%	78%

## LAST GAME VS. SOUTH DAKOTA (12.18)

MIN	PTS	REBS	ASTS	BLKS	STLS
26	16	14	0	1	3

A transfer from Memphis who sat out the 2017-18 season due to NCAA rules ... Has two years of eligibility remaining beginning in the 2018-19 season ... A double-double machine having 36 in two seasons while at Memphis (17 as a freshman and 19 as a sophomore) ... Led Memphis in scoring both his freshman and sophomore seasons.

## CAREER HONORS

- Big 12 Newcomer of the Week (12.2.18)
- Big 12 Player of the Week (11.26.18)
- NIT Season Tip-Off Most Valuable Player
- Big 12 Player of the Week (11.12.18)
- Wooden Award Preseason Watch List (1 of 50)
- NABC Player of the Year candidate (1 of 20)
- Naismith Trophy Watch List (1 of 50)
- Preseason Associated Press All-America
- Karl Malone Power Forward of the Year Award Candidate (1 of 20)
- Preseason All-Big 12 First Team
- All-American Athletic Conference First Team [2016-17]
- NABC All-District Team [2016-17]
- Colleg Insider.com Freshman All-America Team [2016]
- American Athletic Conference Rookie of the Year [2015-16]
- NABC All-District Team [2015-16]
- American Athletic Conference All-Tournament Team [2016]
- All-American Athletic Conference Second Team [2015-16]

## CAREER HIGHS (\*AT MEMPHIS)

Points	*35	vs. Iowa (11.26.16)
Field Goals	*15	vs. Iowa (11.26.16)
Field Goal Att.	*22	vs. Temple (2.12.17)
	*22	vs. Iowa (11.26.16)
3PT Field Goals	*4	at Tulsa (1.11.17)
3PT Attempts	*9	at Tulsa (1.11.17)
Free Throws	*14	at UCF (2.4.17)
Free Throw Att.	*14	at UCF (2.4.17)
Rebounds	*16	at Tulane (2.13.16)
Assists	*8	vs. So. Carolina (12.30.16)
Steals	3	8x, last vs. South Dakota (12.18.18)
Blocks	*8	vs. UAB (12.10.16)
Minutes	41	vs. Tennessee (11.23.18)

## MISCELLANEOUS (\*AT MEMPHIS)

	*FR	*SO	R-JR	CAREER
Double-Doubles	17	19	7	43
10+ Points	26	30	9	65
20+ Points	11	15	7	33
30+ Points	-	1	-	1
5+ Rebounds	28	32	10	71
10+ Rebounds	19	20	7	46
3+ Assists	17	18	4	39
2+ 3PT Field Goals	8	8	-	16
2+ Steals	10	13	4	27
2+ Blocks	14	17	3	35
Led Team in Pts.	14	16	4	34
Led Team in Rebs.	21	19	8	38
Led Team in Assists	10	7	2	19
Led Team in Steals	5	10	1	16
Led Team in Blocks	15	25	3	43

## 2018-19 GAME-BY-GAME

OPPONENT (Date)	MP	FG-A	PCT	3PT-A	PCT	FT-A	PCT	O-D-T	PF	A	TO	BLK	ST	TP
*vs. Michigan State (11.6)	38	5-18	.278	0-2	.000	10-12	.833	4-10-14	2	6	2	2	2	20
*VERMONT (11.12)	19	0-6	.000	0-0	---	0-0	---	1-6-7	4	2	3	0	1	0
*LOUISIANA (11.16)	27	6-11	.545	0-1	.000	7-10	.700	4-2-6	3	3	5	0	1	19
*vs. Marquette (11.21)	33	9-16	.563	1-1	1.000	7-7	1.000	4-8-12	3	3	1	2	0	26
*vs. Tennessee (11.23)	41	9-16	.563	0-2	.000	6-11	.545	5-8-13	3	5	2	0	1	24
*STANFORD (12.1)	36	7-16	.438	0-1	.000	10-11	.909	4-11-15	5	2	2	0	2	24
*WOFFORD (12.4)	35	10-17	.588	0-4	.000	0-0	---	2-6-8	2	1	1	3	2	20
*NEW MEXICO STATE (12.8)	31	8-15	.533	1-2	.500	3-5	.600	5-5-10	0	1	2	1	1	20
*VILLANOVA (12.15)	38	10-15	.667	1-2	.500	7-9	.778	2-10-12	4	1	0	0	0	28
*SOUTH DAKOTA (12.18)	26	7-11	.636	0-3	.000	2-2	1.000	2-12-14	3	0	3	1	3	16
at Arizona State (12.22)														
EASTERN MICHIGAN (12.29)														
OKLAHOMA (1.2)														
at Iowa State (1.5)														
TCU (1.9)														
at Baylor (1.12)														
TEXAS (1.14)														
at West Virginia (1.19)														
IOWA STATE (1.12)														
at Kentucky (1.26)														
at Texas (1.29)														
TEXAS TECH (2.2)														
at Kansas State (2.5)														
OKLAHOMA STATE (2.9)														
at TCU (2.11)														
WEST VIRGINIA (2.16)														
at Texas Tech (2.23)														
KANSAS STATE (2.25)														
at Oklahoma State (3.2)														
at Oklahoma (3.5)														
BAYLOR (3.9)														
<b>TOTAL</b>	<b>324</b>	<b>71-141</b>	<b>.504</b>	<b>3-18</b>	<b>.167</b>	<b>52-67</b>	<b>.776</b>	<b>33-78-111</b>	<b>29</b>	<b>24</b>	<b>21</b>	<b>9</b>	<b>13</b>	<b>197</b>

\* Starter

## CAREER YEAR-BY-YEAR STATISTICS (\*AT MEMPHIS)

SEASON	GP	GS	MIN	AVG	FG	FGA	PCT	3FG	3FGA	PCT	FT	FTA	PCT	OFF	DEF	TOT	AVG	PF	FO	AST	TO	BLK	STL	PTS	AVG
2015-16*	33	32	1062	32.2	182	445	.409	28	80	.350	129	182	.709	104	203	307	9.3	86	2	84	104	55	39	521	15.8
2016-17*	32	32	1104	34.5	216	469	.461	30	111	.270	152	205	.741	92	225	317	9.9	81	1	105	76	68	41	614	19.2
2017-18														REDSHIRT SEASON											
2018-19	10	10	324	32.4	71	141	.504	3	18	.167	52	67	.776	33	78	111	11.1	29	1	24	21	9	13	197	19.7
<b>TOTAL</b>	<b>75</b>	<b>74</b>	<b>2490</b>	<b>33.2</b>	<b>469</b>	<b>1055</b>	<b>.445</b>	<b>61</b>	<b>209</b>	<b>.292</b>	<b>333</b>	<b>454</b>	<b>.733</b>	<b>229</b>	<b>506</b>	<b>735</b>	<b>9.8</b>	<b>196</b>	<b>4</b>	<b>213</b>	<b>201</b>	<b>132</b>	<b>93</b>	<b>1332</b>	<b>17.8</b>



# CHARLIE MOORE

RS-Sophomore • Guard • 5-11 • 180 • Chicago, Ill. • Morgan Park HS • California

## SEASON STATS

PPG	RPG	APG	FG%	3FG%	FT%
4.9	1.2	1.5	33%	29%	80%

## LAST GAME VS. SOUTH DAKOTA (12.18.18)

MIN	PTS	REBS	ASTS	BLKS	STLS
21	18	0	4	0	2

A transfer from California following the 2016-17 season ... Sat out 2017-18 due to transfer rules ... One of 28 invited to tryout for the USA Basketball U19 team in the summer of 2017 ... Started all 34 games while at California during his freshman year in 2016-17 ... Averaged 28.8 minutes, 12.2 points and 3.5 assists while at California ... Scored 10 or more points in 22 games, including four 20-point efforts his freshman year at California.

## CAREER HONORS

Pac-12 All-Freshman Honorable Mention [2016-17]

Pac-12 Player of the Week [11.21.16]

## CAREER HIGHS (\*AT CALIFORNIA)

Points	*38	vs. UC Irvine (11.16.16)
Rebounds	*6	vs. Oregon State (2.24.17) at Oregon (1.19.17)
Field Goals	*10	vs. UC Irvine (11.16.16)
Field Goal Att.	*20	vs. UC Irvine (11.16.16)
3PT Field Goals	6	vs. South Dakota (12.18.18)
3-Point Att.	9	vs. South Dakota (12.18.18)
Free Throws	*15	vs. UC Irvine (11.16.16)
Free Throw Att.	*17	vs. UC Irvine (11.16.16)
Assists	*8	vs. Colorado (2.5.17) *8 vs. Stanford (1.29.17)
Steals	*4	vs. UC Davis (12.10.16)
Blocks	1	vs. Wofford (12.4.18)
Minutes	*41	vs. Utah (2.2.17)

## MISCELLANEOUS (\*AT CALIFORNIA)

	*FR	R-SO	CAREER
Double-Doubles	-	-	0
10+ Points	22	1	23
20+ Points	4	-	4
5+ Rebounds	2	-	2
5+ Assists	9	-	9
10+ Assists	-	-	0
2+ 3PT Field Goals	11	1	12
2+ Steals	8	2	10
2+ Blocks	-	-	0
Led Team in Pts.	6	1	7
Led Team in Rebs.	1	-	1
Led Team in Assists	21	-	21
Led Team in Steals	14	1	15
Led Team in Blocks	0	-	0

## 2018-19 GAME-BY-GAME

OPPONENT (Date)	MP	FG-A	PCT	3PT-A	PCT	FT-A	PCT	O-D-T	PF	A	TO	BLK	ST	TP
vs. Michigan State (11.6)	11	0-1	.000	0-1	.000	1-2	.500	2-1-3	3	0	0	0	0	1
VERMONT (11.12)	21	3-6	.500	1-3	.333	0-0	---	0-1-1	2	2	0	0	1	7
LOUISIANA (11.16)	21	0-5	.000	0-3	.000	0-0	---	0-4-4	2	3	1	0	0	0
vs. Marquette (11.21)	14	0-0	---	0-0	---	0-0	---	0-1-1	0	0	0	0	1	0
vs. Tennessee (11.25)	32	3-10	.300	1-4	.250	2-2	1.000	0-1-1	1	2	1	0	0	9
STANFORD (12.1)	16	0-1	.000	0-1	.000	3-4	.750	0-0-0	2	3	0	0	0	3
WOFFORD (12.4)	16	2-8	.250	0-5	.000	0-0	---	0-0-0	1	0	0	1	0	4
*NEW MEXICO STATE (12.8)	24	2-7	.286	1-5	.200	0-0	---	1-0-1	2	1	1	0	3	5
VILLANOVA (12.15)	17	0-1	.000	0-0	---	2-2	1.000	0-1-1	3	0	3	0	0	2
SOUTH DAKOTA (12.18)	21	6-9	.667	6-9	.667	0-0	---	0-0-0	1	4	1	0	2	18
at Arizona State (12.22)														
EASTERN MICHIGAN (12.29)														
OKLAHOMA (1.2)														
at Iowa State (1.5)														
TCU (1.9)														
at Baylor (1.12)														
TEXAS (1.14)														
at West Virginia (1.19)														
IOWA STATE (1.12)														
at Kentucky (1.26)														
at Texas (1.29)														
TEXAS TECH (2.2)														
at Kansas State (2.5)														
OKLAHOMA STATE (2.9)														
at TCU (2.11)														
WEST VIRGINIA (2.16)														
at Texas Tech (2.23)														
KANSAS STATE (2.25)														
at Oklahoma State (3.2)														
at Oklahoma (3.5)														
BAYLOR (3.9)														
<b>TOTAL</b>	<b>193</b>	<b>16-48</b>	<b>.333</b>	<b>9-31</b>	<b>.290</b>	<b>8-10</b>	<b>.800</b>	<b>3-9-12</b>	<b>17</b>	<b>15</b>	<b>7</b>	<b>1</b>	<b>7</b>	<b>49</b>

^ Starter

## CAREER YEAR-BY-YEAR STATISTICS (\*AT CALIFORNIA)

SEASON	GP	GS	MIN	AVG	FG	FGA	PCT	3FG	3FGA	PCT	FT	FTA	PCT	OFF	DEF	TOT	AVG	PF	FO	AST	TO	BLK	STL	PTS	AVG		
2016-17*	34	34	980	28.8	135	348	.388	45	128	.352	99	131	.756	12	55	67	2.0	87	0	120	99	0	37	414	12.2		
2017-18																											
REDSHIRT SEASON																											
2018-19	10	1	193	19.3	16	48	.333	9	31	.290	8	10	.800	3	9	12	1.2	17	0	15	7	1	7	49	4.9		
<b>TOTAL</b>	<b>44</b>	<b>35</b>	<b>1173</b>	<b>26.7</b>	<b>151</b>	<b>396</b>	<b>.381</b>	<b>54</b>	<b>159</b>	<b>.340</b>	<b>107</b>	<b>141</b>	<b>.759</b>	<b>15</b>	<b>64</b>	<b>79</b>	<b>1.8</b>	<b>104</b>	<b>0</b>	<b>135</b>	<b>106</b>	<b>1</b>	<b>44</b>	<b>463</b>	<b>10.5</b>		



# QUENTIN GRIMES

Freshman • Guard • 6-5 • 210 • The Woodlands, Texas • College Park HS

## SEASON STATS

PPG	RPG	APG	FG%	3FG%	FT%
7.3	2.2	2.1	38%	33%	56%

## LAST GAME VS. SOUTH DAKOTA (12.18.18)

MIN	PTS	REBS	ASTS	BLKS	STLS
21	6	3	0	0	0

A five-star combo guard who did the all-star game circuit following his senior year of high school ... Earned many high school All-American honors and was the state player of the year in Texas ... Ended up ranked No. 8 in the national recruiting rankings ... Has valuable USA Basketball experience, including a gold medal won in 2018 at the FIBA U18 Americas Championship, coached by Bill Self.

## CAREER HONORS

- Big 12 Newcomer of the Week (11.12.18)
- Jerry West Shooting Guard of the Year Candidate (1 of 20)
- Preseason Big 12 Freshman of the Year
- Preseason All-Big 12 Honorable Mention

## CAREER HIGHS

Points	21	vs. Michigan State (11.6.18)
Field Goals	7	vs. Michigan State (11.6.18)
Field Goal Att.	14	vs. Michigan State (11.6.18)
3PT Field Goals	6	vs. Michigan State (11.6.18)
3PT Field Goal Att.	10	vs. Michigan State (11.6.18)
Free Throws	3	vs. Tennessee (11.23.18) vs. Marquette (11.21.18)
Free Throw Att.	6	vs. Tennessee (11.23.18)
Rebounds	4	vs. Tennessee (11.23.18) vs. Marquette (11.21.18)
Assists	10	vs. Vermont (11.12.18)
Blocks	-	
Steals	1	3x, last vs. Tennessee (11.23.18)
Minutes	32	vs. Wofford (12.4.18)

## MISCELLANEOUS

	FRESHMAN/CAREER
Double-Doubles	1
10+ Points	3
20+ Points	1
5+ Rebounds	-
10+ Rebounds	-
3+ Assists	3
3+ 3PT Field Goals	1
2+ Steals	-
2+ Blocks	-
Led Team in Pts.	1
Led Team in Rebs.	-
Led Team in Assists	1
Led Team in Blocks	-

## 2018-19 GAME-BY-GAME

OPPONENT (Date)	MP	FG-A	PCT	3PT-A	PCT	FT-A	PCT	O-D-T	PF	A	TO	BLK	ST	TP
^vs. Michigan State (11.6)	30	7-14	.500	6-10	.600	1-2	.500	0-1-1	3	4	1	0	1	21
^VERMONT (11.12)	31	4-8	.500	2-4	.500	0-0	---	1-2-3	4	10	3	0	0	10
^LOUISIANA (11.16)	31	2-7	.286	1-2	.500	1-1	1.000	1-1-2	2	3	1	0	1	6
^vs. Marquette (11.21)	26	0-3	.000	0-1	.000	3-4	.750	0-4-4	4	0	2	0	0	3
^vs. Tennessee (11.23)	21	1-4	.250	0-2	.000	3-6	.500	0-4-4	0	0	2	0	1	5
^STANFORD (12.1)	16	1-6	.167	0-3	.000	0-0	---	0-1-1	2	0	1	0	0	2
^WOFFORD (12.4)	32	6-10	.600	1-4	.250	1-2	.500	0-3-3	1	1	0	0	0	14
^NEW MEXICO STATE (12.8)	18	2-5	.400	1-3	.333	0-0	---	0-1-1	3	2	4	0	0	5
^VILLANOVA (12.15)	14	0-2	.000	0-1	.000	1-2	.500	0-0-0	3	1	3	0	0	1
^SOUTH DAKOTA (12.18)	21	3-9	.333	0-3	.000	0-1	.000	1-2-3	2	0	3	0	0	6
at Arizona State (12.22)														
EASTERN MICHIGAN (12.29)														
OKLAHOMA (1.2)														
at Iowa State (1.5)														
TCU (1.9)														
at Baylor (1.12)														
TEXAS (1.14)														
at West Virginia (1.19)														
IOWA STATE (1.12)														
at Kentucky (1.26)														
at Texas (1.29)														
TEXAS TECH (2.2)														
at Kansas State (2.5)														
OKLAHOMA STATE (2.9)														
at TCU (2.11)														
WEST VIRGINIA (2.16)														
at Texas Tech (2.23)														
KANSAS STATE (2.25)														
at Oklahoma State (3.2)														
at Oklahoma (3.5)														
BAYLOR (3.9)														
<b>TOTAL</b>	<b>240</b>	<b>26-68</b>	<b>.382</b>	<b>11-33</b>	<b>.333</b>	<b>10-18</b>	<b>.556</b>	<b>3-19-22</b>	<b>24</b>	<b>21</b>	<b>20</b>	<b>0</b>	<b>3</b>	<b>73</b>

^ Starter

## CAREER YEAR-BY-YEAR STATISTICS

SEASON	GP	GS	MIN	AVG	FG	FGA	PCT	3FG	3FGA	PCT	FT	FTA	PCT	OFF	DEF	TOT	AVG	PF	FO	AST	TO	BLK	STL	PTS	AVG
2018-19	10	10	240	24.0	26	68	.382	11	33	.333	10	18	.556	3	19	22	2.2	24	0	21	20	0	3	73	7.3
<b>TOTAL</b>	<b>10</b>	<b>10</b>	<b>240</b>	<b>24.0</b>	<b>26</b>	<b>68</b>	<b>.382</b>	<b>11</b>	<b>33</b>	<b>.333</b>	<b>10</b>	<b>18</b>	<b>.556</b>	<b>3</b>	<b>19</b>	<b>22</b>	<b>2.2</b>	<b>24</b>	<b>0</b>	<b>21</b>	<b>20</b>	<b>0</b>	<b>3</b>	<b>73</b>	<b>7.3</b>



# DEVON DOTSON

(deh-VAWN)

Freshman • Guard • 6-2 • 185 • Charlotte, N.C. • Providence Day School

## SEASON STATS

PPG	RPG	APG	FG%	3FG%	FT%
10.7	3.1	2.8	51%	41%	80%

## LAST GAME VS. SOUTH DAKOTA (12.18.18)

MIN	PTS	REBS	ASTS	BLKS	STLS
28	8	2	6	0	0

An explosive combo guard who picked up numerous postseason honors and played in all-star games following the 2017-18 season including McDonald's All-America and the Jordan Brand Classic ... Ended ranked No. 20 by Rivals.com, No. 21 by 247Sports.com and No. 24 by ESPN100.

## CAREER HONORS

Bob Cousy Point Guard of the Year Award (1 of 20)

## CAREER HIGHS

Points	17	vs. Tennessee (11.23.18)
Field Goals	6	vs. Wofford (12.4.18) vs. Michigan State (11.6.18)
Field Goal Att.	11	vs. Michigan State (11.6.18)
3PT Field Goals	3	vs. Michigan State (11.6.18)
3PT Field Goal Att.	5	vs. Michigan State (11.6.18)
Free Throws	6	vs. Tennessee (11.23.18)
Free Throw Att.	7	vs. Stanford (12.1.18) vs. Tennessee (11.23.18)
Rebounds	6	vs. Vermont (11.12.18)
Assists	6	vs. South Dakota (12.18.18)
Blocks	-	
Steals	3	3x, last vs. Wofford (12.4.18)
Minutes	43	vs. Stanford (12.1.18)

## MISCELLANEOUS

	FRESHMAN/CAREER
Double-Doubles	-
10+ Points	6
20+ Points	-
5+ Rebounds	1
10+ Rebounds	-
3+ Assists	6
3+ 3PT Field Goals	1
2+ Steals	5
2+ Blocks	-
Led Team in Pts.	-
Led Team in Rebs.	-
Led Team in Assists	4
Led Team in Steals	4
Led Team in Blocks	-

## 2018-19 GAME-BY-GAME

OPPONENT (Date)	MP	FG-A	PCT	3PT-A	PCT	FT-A	PCT	O-D-T	PF	A	TO	BLK	ST	TP
^vs. Michigan State (11.6)	34	6-11	.545	3-5	.600	1-2	.500	0-2-2	3	3	4	0	3	16
^VERMONT (11.12)	27	3-5	.600	1-2	.500	0-0	---	2-4-6	1	0	1	0	2	7
^LOUISIANA (11.16)	20	2-6	.333	0-2	.000	0-0	---	0-3-3	2	3	1	0	0	4
^vs. Marquette (11.21)	31	4-7	.571	0-0	---	2-2	1.000	1-2-3	2	4	1	0	3	10
^vs. Tennessee (11.23)	40	5-8	.625	1-1	1.000	6-7	.857	1-3-4	2	2	2	0	0	17
^STANFORD (12.1)	43	3-7	.429	0-0	---	4-7	.571	0-2-2	3	4	0	0	2	10
^WOFFORD (12.4)	30	6-9	.667	1-3	.333	3-3	1.000	0-3-3	3	3	2	0	3	16
^NEW MEXICO STATE (12.8)	39	3-8	.375	0-2	.000	2-3	.667	2-2-4	2	2	3	0	1	8
^VILLANOVA (12.15)	26	3-6	.500	1-1	1.000	4-4	1.000	1-1-2	4	1	2	0	0	11
^SOUTH DAKOTA (12.18)	28	3-7	.429	0-1	.000	2-2	1.000	0-2-2	1	6	2	0	0	8
at Arizona State (12.22)														
EASTERN MICHIGAN (12.29)														
OKLAHOMA (1.2)														
at Iowa State (1.5)														
TCU (1.9)														
at Baylor (1.12)														
TEXAS (1.14)														
at West Virginia (1.19)														
IOWA STATE (1.12)														
at Kentucky (1.26)														
at Texas (1.29)														
TEXAS TECH (2.2)														
at Kansas State (2.5)														
OKLAHOMA STATE (2.9)														
at TCU (2.11)														
WEST VIRGINIA (2.16)														
at Texas Tech (2.23)														
KANSAS STATE (2.25)														
at Oklahoma State (3.2)														
at Oklahoma (3.5)														
BAYLOR (3.9)														
<b>TOTAL</b>	<b>318</b>	<b>38-74</b>	<b>.514</b>	<b>7-17</b>	<b>.412</b>	<b>24-30</b>	<b>.800</b>	<b>7-24-31</b>	<b>23</b>	<b>28</b>	<b>18</b>	<b>0</b>	<b>14</b>	<b>107</b>

^ Starter

## CAREER YEAR-BY-YEAR STATISTICS

SEASON	GP	GS	MIN	AVG	FG	FGA	PCT	3FG	3FGA	PCT	FT	FTA	PCT	OFF	DEF	TOT	AVG	PF	FO	AST	TO	BLK	STL	PTS	AVG
2018-19	10	10	318	31.8	38	74	.514	7	17	.412	24	30	.800	7	24	31	3.1	23	0	28	18	0	14	107	10.7
<b>TOTAL</b>	<b>10</b>	<b>10</b>	<b>318</b>	<b>31.8</b>	<b>38</b>	<b>74</b>	<b>.514</b>	<b>7</b>	<b>17</b>	<b>.412</b>	<b>24</b>	<b>30</b>	<b>.800</b>	<b>7</b>	<b>24</b>	<b>31</b>	<b>3.1</b>	<b>23</b>	<b>0</b>	<b>28</b>	<b>18</b>	<b>0</b>	<b>14</b>	<b>107</b>	<b>10.7</b>

# CHRIS TEAHAN

Sophomore • Guard • 6-4 • 175 • Leawood, Kan. • Rockhurst HS



## SEASON STATS

PPG	RPG	APG	FG%	3FG%	FT%
0.0	0.0	0.0	-	-	-

## LAST GAME VS. WOFFORD (12.4.18)

MIN	PTS	REBS	ASTS	BLKS	STLS
2	0	0	0	0	0

**2017-18:** Appeared in 10 games, two in conference play and three postseason ... Averaged 2.3 minutes per contest ... Made his second 3-pointer of the season in scoring three points vs. Omaha (12/18) ... Had a season-high four points vs. Toledo (11/28) ... Logged four minutes against South Dakota State (11/17) with three points and three rebounds ... An invited walk-on who was a two-sport athlete at Rockhurst HS in Kansas City, Missouri ... Older brother, Conner, played five seasons at KU and on two Final Four teams.

## CAREER HONORS

### CAREER HIGHS

Points	4	vs. Toledo (11.28.17)
Field Goals	1	4x, last vs. Omaha (12.18.17)
Field Goal Att.	2	4x, last vs. Oakland (11.21.17)
3PT Field Goals	1	vs. Omaha (12.18.17) vs. South Dakota St. (11.17.17)
3PT Field Goal Att.	2	vs. Texas Southern (11.21.17) vs. Tennessee St. (11.10.17)
Free Throws	2	vs. Toledo (11.28.17)
Free Throw Att.	2	vs. Toledo (11.28.17)
Rebounds	3	vs. South Dakota St. (11.17.17)
Assists	1	vs. Tennessee St. (11.10.17)
Blocks	--	--
Steals	--	--
Minutes	4	4x, last vs. Omaha (12.18.17)

### MISCELLANEOUS

	FR	SO	CAREER
5+ Minutes	-	-	1
4+ Points	1	-	1
3+ Rebounds	1	-	1
3+ Assists	-	-	-
2+ 3PT Field Goals	-	-	-
2+ Steals	-	-	-
2+ Blocks	1	-	1
Led Team in Pts.	-	-	-
Led Team in Rebs.	-	-	-
Led Team in Steals	-	-	-
Led Team in Blocks	-	-	-

## 2018-19 GAME-BY-GAME

OPPONENT (Date)	MP	FG-A	PCT	3PT-A	PCT	FT-A	PCT	O-D-T	PF	A	TO	BLK	ST	TP
vs. Michigan State (11.6)							DNP							
VERMONT (11.12)							DNP							
LOUISIANA (11.16)							DNP							
vs. Marquette (11.21)							DNP							
vs. Tennessee (11.23)							DNP							
STANFORD (12.1)							DNP							
WOFFORD (12.4)	2	0-0	---	0-0	---	0-0	---	0-0-0	0	0	0	0	0	0
NEW MEXICO STATE (12.8)							DNP							
VILLANOVA (12.15)							DNP - INJURED							
SOUTH DAKOTA (12.18)							DNP - INJURED							
at Arizona State (12.22)														
EASTERN MICHIGAN (12.29)														
OKLAHOMA (1.2)														
at Iowa State (1.5)														
TCU (1.9)														
at Baylor (1.12)														
TEXAS (1.14)														
at West Virginia (1.19)														
IOWA STATE (1.12)														
at Kentucky (1.26)														
at Texas (1.29)														
TEXAS TECH (2.2)														
at Kansas State (2.5)														
OKLAHOMA STATE (2.9)														
at TCU (2.11)														
WEST VIRGINIA (2.16)														
at Texas Tech (2.23)														
KANSAS STATE (2.25)														
at Oklahoma State (3.2)														
at Oklahoma (3.5)														
BAYLOR (3.9)														
<b>TOTAL</b>	<b>2</b>	<b>0-0</b>	<b>---</b>	<b>0-0</b>	<b>---</b>	<b>0-0</b>	<b>---</b>	<b>0-0-0</b>	<b>0</b>	<b>0</b>	<b>0</b>	<b>0</b>	<b>0</b>	<b>0</b>

^ Starter

## CAREER YEAR-BY-YEAR STATISTICS

SEASON	GP	GS	MIN	AVG	FG	FGA	PCT	3FG	3FGA	PCT	FT	FTA	PCT	OFF	DEF	TOT	AVG	PF	FO	AST	TO	BLK	STL	PTS	AVG
2017-18	11	0	25	2.3	4	11	.364	2	8	.250	2	2	1.000	2	5	7	0.6	2	0	1	3	0	0	12	1.1
2018-19	1	0	2	2.0	0	0	.000	0	0	.000	0	0	.000	0	0	0	0.0	0	0	0	0	0	0	0	0.0
<b>TOTAL</b>	<b>12</b>	<b>0</b>	<b>27</b>	<b>2.3</b>	<b>4</b>	<b>11</b>	<b>.364</b>	<b>2</b>	<b>8</b>	<b>.250</b>	<b>2</b>	<b>2</b>	<b>1.000</b>	<b>2</b>	<b>5</b>	<b>7</b>	<b>0.6</b>	<b>2</b>	<b>0</b>	<b>1</b>	<b>3</b>	<b>0</b>	<b>0</b>	<b>12</b>	<b>1.0</b>





# K.J. LAWSON

RS-Sophomore • Guard • 6-8 • 205 • Memphis, Tenn. • Hamilton HS • Memphis

## SEASON STATS

PPG	RPG	APG	FG%	3FG%	FT%
2.7	2.2	0.7	50%	43%	67%

## LAST GAME VS. SOUTH DAKOTA (12.18.18)

MIN	PTS	REBS	ASTS	BLKS	STLS
9	3	0	0	0	0

A transfer from Memphis who sat out the 2017-18 season due to NCAA rules ... Played in 42 games while at Memphis with 33 starts, an 11.5 career scoring average and 7.0 career rebound average ... Had nine career double-doubles ... Granted a medical redshirt following the 2015-16 season.

## CAREER HONORS

American Athletic Conference Rookie of the Year [2017]  
American Athletic Conference All-Rookie Team [2017]

## CAREER HIGHS (\*AT MEMPHIS)

Points	*28	at Houston (1.19.17)
Rebounds	*19	vs. East Carolina (1.28.17)
Field Goals	*12	at Houston (1.19.17)
Field Goal Att.	*23	vs. East Carolina (1.28.17)
3PT Field Goals	*3	vs. UTRGV (1.14.16)
3PT Attempts	*4	3x, last vs. UCF (1.22.17)
Free Throws	*9	vs. Jackson State (11.30.16)
Free Throw Att.	*11	vs. Tulane (3.2.17)
Assists	*7	vs. McNeese (11.22.16)
Steals	*3	vs. South Florida (1.14.17)
Blocks	*2	4x, last vs. Tulsa (2.7.17)
Minutes	*43	at Houston (1.19.17)

## MISCELLANEOUS (\*AT MEMPHIS)

	*FR	*SO	R-SO	CAREER
Double-Doubles	-	9	-	9
10+ Points	4	20	-	24
20+ Points	-	4	-	4
5+ Rebounds	4	26	2	32
10+ Rebounds	-	12	-	12
3+ Assists	1	18	1	20
2+ 3PT Field Goals	-	4	-	4
2+ Steals	1	2	1	4
2+ Blocks	1	3	-	4
Led Team in Pts.	1	6	-	7
Led Team in Rebs.	0	14	-	14
Led Team in Assists	0	5	1	6
Led Team in Steals	0	5	1	6
Led Team in Blocks	0	5	-	5

## 2018-19 GAME-BY-GAME

OPPONENT (Date)	MP	FG-A	PCT	3PT-A	PCT	FT-A	PCT	O-D-T	PF	A	TO	BLK	ST	TP
vs. Michigan State (11.6)	10	1-1	1.000	1-1	1.000	1-2	.500	1-5-6	3	1	0	0	0	4
VERMONT (11.12)	3	0-0	---	0-0	---	0-0	---	0-0-0	1	0	1	0	0	0
LOUISIANA (11.16)	2	1-1	1.000	0-0	---	0-0	---	0-0-0	0	0	0	0	1	2
vs. Marquette (11.21)	2	0-0	---	0-0	---	0-0	---	0-2-2	0	0	0	0	0	0
vs. Tennessee (11.23)	19	2-4	.500	0-1	.000	4-6	.667	1-5-6	4	0	1	0	2	8
STANFORD (12.1)	4	0-0	---	0-0	---	2-2	1.000	2-0-2	1	0	1	0	0	2
WOFFORD (12.4)	17	2-4	.500	0-1	.000	1-2	.500	1-1-2	2	3	1	0	1	5
NEW MEXICO STATE (12.8)	4	1-1	1.000	1-1	1.000	0-0	---	0-1-1	0	1	0	0	0	3
VILLANOVA (12.15)	14	0-2	.000	0-1	.000	0-0	---	2-1-3	1	2	1	0	0	0
SOUTH DAKOTA (12.18)	9	1-3	.333	1-2	.500	0-0	---	0-0-0	4	0	0	0	0	3
at Arizona State (12.22)														
EASTERN MICHIGAN (12.29)														
OKLAHOMA (1.2)														
at Iowa State (1.5)														
TCU (1.9)														
at Baylor (1.12)														
TEXAS (1.14)														
at West Virginia (1.19)														
IOWA STATE (1.12)														
at Kentucky (1.26)														
at Texas (1.29)														
TEXAS TECH (2.2)														
at Kansas State (2.5)														
OKLAHOMA STATE (2.9)														
at TCU (2.11)														
WEST VIRGINIA (2.16)														
at Texas Tech (2.23)														
KANSAS STATE (2.25)														
at Oklahoma State (3.2)														
at Oklahoma (3.5)														
BAYLOR (3.9)														
<b>TOTAL</b>	<b>84</b>	<b>8-16</b>	<b>.500</b>	<b>3-7</b>	<b>.429</b>	<b>8-12</b>	<b>.667</b>	<b>7-15-22</b>	<b>16</b>	<b>7</b>	<b>5</b>	<b>0</b>	<b>4</b>	<b>27</b>

^ Starter

## CAREER YEAR-BY-YEAR STATISTICS (\*AT MEMPHIS)

SEASON	GP	GS	MIN	AVG	FG	FGA	PCT	3FG	3FGA	PCT	FT	FTA	PCT	OFF	DEF	TOT	AVG	PF	FO	AST	TO	BLK	STL	PTS	AVG		
2015-16*	10	2	197	19.7	26	71	.366	2	9	.222	34	51	.667	10	25	35	3.5	26	1	11	19	6	6	88	8.8		
2016-17*	32	31	1078	33.7	145	363	.399	22	67	.328	82	118	.695	73	186	259	8.1	72	1	88	66	13	16	394	12.3		
2017-18																											
REDSHIRT YEAR																											
2018-19	10	0	84	8.4	8	16	.500	3	7	.429	8	12	.667	7	15	22	2.2	16	0	7	5	0	4	27	2.7		
<b>TOTAL</b>	<b>52</b>	<b>33</b>	<b>1359</b>	<b>26.1</b>	<b>179</b>	<b>450</b>	<b>.398</b>	<b>27</b>	<b>83</b>	<b>.325</b>	<b>124</b>	<b>181</b>	<b>.685</b>	<b>90</b>	<b>226</b>	<b>316</b>	<b>6.1</b>	<b>114</b>	<b>2</b>	<b>106</b>	<b>90</b>	<b>19</b>	<b>26</b>	<b>509</b>	<b>9.8</b>		



# GARRETT LUINSTRA (loo-IN-struh)

Freshman • Guard • 6-2 • 155 • Lawrence, Kan. • Lawrence Free State HS

## SEASON STATS

PPG	RPG	APG	FG%	3FG%	FT%
<b>0.0</b>	<b>0.5</b>	<b>0.0</b>	<b>0%</b>	-	-

## LAST GAME VS. SOUTH DAKOTA (12.18.18)

MIN	PTS	REBS	ASTS	BLKS	STLS
<b>2</b>	<b>0</b>	<b>1</b>	<b>0</b>	<b>0</b>	<b>0</b>

An invited walk-on ... A combo guard who set his high school's single-season scoring record with 456 points as a senior ... Averaged 19 points his senior year in guiding Free State High School to the 6A state title game and a 19-6 record ... A first-team all-state selection and the Sunflower League Player of the Year his senior season.

## CAREER HONORS

### CAREER HIGHS

Points	-
Field Goals	-
Field Goal Att.	1 vs. South Dakota (12.18.18)
3PT Field Goals	-
3PT Field Goal Att.	-
Free Throws	-
Free Throw Att.	-
Rebounds	1 vs. South Dakota (12.18.18)
Assists	-
Blocks	-
Steals	-
Minutes	2 vs. South Dakota (12.18.18)

### MISCELLANEOUS

#### FRESHMAN/CAREER

5+ Minutes	-
4+ Points	-
3+ Rebounds	-
2+ Assists	-
2+ 3PT Field Goals	-
2+ Steals	-
2+ Blocks	-
Led Team in Pts.	-
Led Team in Rebs.	-
Led Team in Steals	-
Led Team in Blocks	-

## 2018-19 GAME-BY-GAME

OPPONENT (Date)	MP	FG-A	PCT	3PT-A	PCT	FT-A	PCT	O-D-T	PF	A	TO	BLK	ST	TP
vs. Michigan State (11.6)														
VERMONT (11.12)														
LOUISIANA (11.16)														
vs. Marquette (11.21)														
vs. Tennessee (11.23)														
STANFORD (12.1)														
WOFFORD (12.4)	1	0-0	---	0-0	---	0-0	---	0-0-0	1	0	0	0	0	0
NEW MEXICO STATE (12.8)														
VILLANOVA (12.15)														
SOUTH DAKOTA (12.18)	2	0-1	.000	0-0	---	0-0	---	1-0-1	0	0	0	0	0	0
at Arizona State (12.22)														
EASTERN MICHIGAN (12.29)														
OKLAHOMA (1.2)														
at Iowa State (1.5)														
TCU (1.9)														
at Baylor (1.12)														
TEXAS (1.14)														
at West Virginia (1.19)														
IOWA STATE (1.12)														
at Kentucky (1.26)														
at Texas (1.29)														
TEXAS TECH (2.2)														
at Kansas State (2.5)														
OKLAHOMA STATE (2.9)														
at TCU (2.11)														
WEST VIRGINIA (2.16)														
at Texas Tech (2.23)														
KANSAS STATE (2.25)														
at Oklahoma State (3.2)														
at Oklahoma (3.5)														
BAYLOR (3.9)														
<b>TOTAL</b>	<b>3</b>	<b>0-1</b>	<b>.000</b>	<b>0-0</b>	<b>---</b>	<b>0-0</b>	<b>---</b>	<b>1-0-1</b>	<b>1</b>	<b>0</b>	<b>0</b>	<b>0</b>	<b>0</b>	<b>0</b>

^ Starter

## CAREER YEAR-BY-YEAR STATISTICS

SEASON	GP	GS	MIN	AVG	FG	FGA	PCT	3FG	3FGA	PCT	FT	FTA	PCT	OFF	DEF	TOT	AVG	PF	FO	AST	TO	BLK	STL	PTS	AVG
2018-19	2	0	3	1.5	0	1	.000	0	0	.000	0	0	.000	1	0	1	0.5	1	0	0	0	0	0	0	0.0
<b>TOTAL</b>	<b>2</b>	<b>0</b>	<b>3</b>	<b>1.5</b>	<b>0</b>	<b>1</b>	<b>.000</b>	<b>0</b>	<b>0</b>	<b>.000</b>	<b>0</b>	<b>0</b>	<b>.000</b>	<b>1</b>	<b>0</b>	<b>1</b>	<b>0.5</b>	<b>1</b>	<b>0</b>	<b>0</b>	<b>0</b>	<b>0</b>	<b>0</b>	<b>0</b>	<b>0.0</b>

# SILVIO DE SOUSA

(deh-SOE-suh)

Freshman • Forward • 6-9 • 245 • Luanda, Angola • IMG Academy (Fla.)

## LAST SEASON STATS

PPG	RPG	BPG	FG%	3FG%	FT%
4.0	3.7	0.2	68%	-	71%

## LAST GAME VS. VILLANOVA (3.31.18)

MIN	PTS	REBS	ASTS	BLKS	STLS
10	7	7	0	0	0

**2017-18:** Averaged 4.8 points and 5.4 rebounds in the 2018 NCAA Tournament ... Tied season high with 26 minutes vs. Duke (3/25) with 10 rebounds and scoring four points ... Averaged 20.0 minutes, 10.0 ppg and 9.7 rpg in the Big 12 Championship ... Posted his first double-double (16 points, 10 rebounds) vs. West Virginia (3/10) in the Big 12 title game ... Pulled down six or more rebounds seven times, including his last three games in the NCAA Tournament ... Joined the team following graduation from IMG Academy in Bradenton, Florida, following the fall 2017 semester.



## CAREER HONORS

### CAREER HIGHS

Points	16	vs. West Virginia (3.10.18)
Field Goals	8	vs. West Virginia (3.10.18)
Field Goal Att.	8	vs. West Virginia (3.10.18)
3PT Field Goals	-	-
3PT Field Goal Att.	-	-
Free Throws	4	vs. Oklahoma (2.19.18)
Free Throw Att.	4	3x, last vs. Villanova (3.31.18)
Rebounds	11	vs. Kansas State (3.9.18)
Assists	1	4x, last vs. Duke (3.25.18)
Blocks	1	3x, last vs. Duke (3.25.18)
Steals	1	vs. West Virginia (3.10.18)
Minutes	26	vs. Duke (3.25.18) vs. West Virginia (3.10.18)

### MISCELLANEOUS

	FR	SO	CAREER
Double-Doubles	1		1
10+ Points	2		2
20+ Points	-		-
5+ Rebounds	7		7
10+ Rebounds	3		3
3+ Assists	-		-
2+ Steals	-		-
2+ Blocks	-		-
Led Team in Pts.	-		-
Led Team in Rebs.	4		4
Led Team in Assists	-		-
Led Team in Steals	-		-
Led Team in Blocks	1		1

## 2018-19 GAME-BY-GAME

OPPONENT (Date)	MP	FG-A	PCT	3PT-A	PCT	FT-A	PCT	O-D-T	PF	A	TO	BLK	ST	TP
vs. Michigan State (11.6)														
VERMONT (11.12)														
LOUISIANA (11.16)														
vs. Marquette (11.21)														
vs. Tennessee (11.23)														
STANFORD (12.1)														
WOFFORD (12.4)														
NEW MEXICO STATE (12.8)														
VILLANOVA (12.15)														
SOUTH DAKOTA (12.18)														
at Arizona State (12.22)														
EASTERN MICHIGAN (12.29)														
OKLAHOMA (1.2)														
at Iowa State (1.5)														
TCU (1.9)														
at Baylor (1.12)														
TEXAS (1.14)														
at West Virginia (1.19)														
IOWA STATE (1.12)														
at Kentucky (1.26)														
at Texas (1.29)														
TEXAS TECH (2.2)														
at Kansas State (2.5)														
OKLAHOMA STATE (2.9)														
at TCU (2.11)														
WEST VIRGINIA (2.16)														
at Texas Tech (2.23)														
KANSAS STATE (2.25)														
at Oklahoma State (3.2)														
at Oklahoma (3.5)														
BAYLOR (3.9)														
<b>TOTAL</b>														

^ Starter

## CAREER YEAR-BY-YEAR STATISTICS

SEASON	GP	GS	MIN	AVG	FG	FGA	PCT	3FG	3FGA	PCT	FT	FTA	PCT	OFF	DEF	TOT	AVG	PF	FO	AST	TO	BLK	STL	PTS	AVG
2017-18	20	0	175	8.8	32	47	.681	0	0	.000	15	21	.714	33	41	74	3.7	33	0	4	18	3	1	79	4.0
2018-19	0	0	0	0.0	0	0	.000	0	0	.000	0	0	.000	0	0	0	0.0	0	0	0	0	0	0	0	0.0
<b>TOTAL</b>	<b>20</b>	<b>0</b>	<b>175</b>	<b>8.8</b>	<b>32</b>	<b>47</b>	<b>.681</b>	<b>0</b>	<b>0</b>	<b>.000</b>	<b>15</b>	<b>21</b>	<b>.714</b>	<b>33</b>	<b>41</b>	<b>74</b>	<b>3.7</b>	<b>33</b>	<b>0</b>	<b>4</b>	<b>18</b>	<b>3</b>	<b>1</b>	<b>79</b>	<b>4.0</b>

# LAGERALD VICK

Senior • Guard • 6-5 • 190 • Memphis, Tenn. • Douglass HS

## SEASON STATS

PPG	RPG	APG	FG%	3FG%	FT%
<b>17.1</b>	<b>4.4</b>	<b>1.9</b>	<b>53%</b>	<b>54%</b>	<b>77%</b>

## LAST GAME VS. SOUTH DAKOTA (12.18.18)

MIN	PTS	REBS	ASTS	BLKS	STLS
<b>33</b>	<b>12</b>	<b>5</b>	<b>2</b>	<b>1</b>	<b>3</b>

Lone senior on the Kansas roster ... Made 13 3-pointers in his last six games in 2017-18 ... All-Big 12 Honorable Mention ... Had six 20-point efforts ... Recorded 12 games of six-plus rebounds in 2017-18 including eight boards vs. Clemson (3/23) ... Averaged 7.4 ppg and shot 37 percent from beyond the arc in 2016-17.



## CAREER HONORS

- Big 12 Player of the Week (12.3.18)
- NIT Season Tip-Off All-Tournament Team
- Big 12 Player of the Week (11.19.18)
- All-Big 12 Honorable Mention [2017-18]
- Academic All-Big 12 Rookie Team [2015-16]

## CAREER HIGHS

Points	33	vs. Louisiana (11.16.18)
Field Goals	12	vs. Vermont (11.12.18)
	12	vs. Washington (12.6.17)
Field Goal Att.	23	vs. Washington (12.6.17)
3PT Field Goals	8	vs. Vermont (11.12.18)
3PT Field Goal Att.	12	vs. Louisiana (11.16.18)
Free Throws	8	vs. Villanova (12.15.18)
Free Throw Att.	10	vs. Villanova (12.15.18)
Rebounds	11	vs. Texas Southern (11.21.17)
Assists	7	3x, last vs. Washington (12.6.17)
Blocks	3	vs. Oakland (11.24.17)
Steals	3	5x, last vs. South Dakota (12.18.18)
Minutes	43	2x, last vs. Stanford (12.1.18)

## MISCELLANEOUS

	FR	SO	JR	SR	CAREER
Double-Doubles	0	0	1	-	1
10+ Points	0	7	24	7	38
20+ Points	0	1	6	4	11
30+ Points	0	0	0	2	2
5+ Rebounds	1	12	21	5	33
10+ Rebounds	0	0	1	-	1
3+ Assists	0	2	12	3	17
2+ 3PT Field Goals	0	7	17	7	31
2+ Steals	0	6	10	4	20
2+ Blocks	0	2	2	-	4
Led Team in Pts.	0	1	3	4	8
Led Team in Rebs.	0	1	4	1	6
Led Team in Assists	0	0	3	1	4
Led Team in Steals	0	5	6	3	14
Led Team in Blocks	0	6	6	1	13

## 2018-19 GAME-BY-GAME

OPPONENT (Date)	MP	FG-A	PCT	3PT-A	PCT	FT-A	PCT	O-D-T	PF	A	TO	BLK	ST	TP
^vs. Michigan State (11.6)	32	1-7	.143	0-4	.000	0-0	---	0-3-3	2	3	2	0	3	2
^VERMONT (11.12)	33	12-14	.857	8-8	1.000	0-0	---	1-2-3	2	1	2	0	1	32
^LOUISIANA (11.16)	40	11-18	.611	7-12	.583	4-5	.800	2-7-9	0	2	3	0	2	33
^vs. Marquette (11.21)	36	6-12	.500	3-5	.600	1-2	.500	0-2-2	2	0	2	0	1	16
^vs. Tennessee (11.23)	43	6-12	.500	3-7	.429	0-0	---	1-1-2	2	4	2	0	1	15
^STANFORD (12.1)	43	10-17	.588	7-11	.636	0-0	.000	1-4-5	3	1	3	0	1	27
WOFFORD (12.4)	22	0-3	.000	0-2	.000	0-0	---	0-2-2	0	0	2	0	1	0
NEW MEXICO STATE (12.8)	31	2-8	.250	1-3	.333	0-0	---	0-6-6	2	5	1	1	2	5
^VILLANOVA (12.15)	39	9-15	.600	3-8	.375	8-10	.800	0-7-7	2	1	3	0	0	29
^SOUTH DAKOTA (12.18)	33	5-12	.417	2-3	.667	0-0	---	2-3-5	2	2	3	1	3	12
at Arizona State (12.22)														
EASTERN MICHIGAN (12.29)														
OKLAHOMA (1.2)														
at Iowa State (1.5)														
TCU (1.9)														
at Baylor (1.12)														
TEXAS (1.14)														
at West Virginia (1.19)														
IOWA STATE (1.12)														
at Kentucky (1.26)														
at Texas (1.29)														
TEXAS TECH (2.2)														
at Kansas State (2.5)														
OKLAHOMA STATE (2.9)														
at TCU (2.11)														
WEST VIRGINIA (2.16)														
at Texas Tech (2.23)														
KANSAS STATE (2.25)														
at Oklahoma State (3.2)														
at Oklahoma (3.5)														
BAYLOR (3.9)														
<b>TOTAL</b>	<b>352</b>	<b>62-118</b>	<b>.525</b>	<b>34-63</b>	<b>.540</b>	<b>13-17</b>	<b>.765</b>	<b>7-37-44</b>	<b>17</b>	<b>19</b>	<b>23</b>	<b>2</b>	<b>15</b>	<b>171</b>

^ Starter

## CAREER YEAR-BY-YEAR STATISTICS

SEASON	GP	GS	MIN	AVG	FG	FGA	PCT	3FG	3FGA	PCT	FT	FTA	PCT	OFF	DEF	TOT	AVG	PF	FO	AST	TO	BLK	STL	PTS	AVG
2015-16	19	0	91	4.8	14	25	.560	8	17	.471	3	6	.500	1	4	5	0.3	6	0	8	6	1	3	39	2.1
2016-17	36	6	878	24.4	97	219	.443	34	92	.370	38	46	.826	36	91	127	3.5	58	1	34	40	15	21	266	7.4
2017-18	39	35	1289	33.1	187	383	.488	59	158	.373	37	55	.673	37	150	187	4.8	74	0	83	64	13	34	470	12.1
2018-19	10	8	352	35.2	62	118	.525	34	63	.540	13	17	.765	7	37	44	4.4	17	0	19	23	2	15	171	17.1
<b>TOTAL</b>	<b>104</b>	<b>49</b>	<b>2610</b>	<b>25.1</b>	<b>360</b>	<b>745</b>	<b>.483</b>	<b>135</b>	<b>330</b>	<b>.409</b>	<b>91</b>	<b>124</b>	<b>.734</b>	<b>81</b>	<b>282</b>	<b>363</b>	<b>3.5</b>	<b>155</b>	<b>1</b>	<b>144</b>	<b>133</b>	<b>31</b>	<b>73</b>	<b>946</b>	<b>9.1</b>



# OCHAI AGBAJI

(OH-chie uh-BAH-gee)

Freshman • Guard • 6-5 • 210 • Kansas City, Mo. • Oak Park HS

## SEASON STATS

PPG	RPG	APG	FG%	3FG%	FT%
-	-	-	-	-	-

## LAST GAME EXH VS. WASHBURN (11.18)

MIN	PTS	REBS	ASTS	BLKS	STLS
11	6	3	0	1	0

Was declared a redshirt for 2018-19 on Nov. 5 ... A Kansas City product who is very athletic and has a great shooting touch ... Verbally committed to Kansas in February 2018 ... Bill Self compares Agbaji to Kansas City Jayhawk Travis Releford who played in 138 career games and was a two-year starter while at KU.

## CAREER HONORS

## CAREER HIGHS

Points	
Field Goals	
Field Goal Att.	
3PT Field Goals	
3PT Field Goal Att.	
Free Throws	
Free Throw Att.	
Rebounds	
Assists	
Blocks	
Steals	
Minutes	

## MISCELLANEOUS

### FRESHMAN/CAREER

Double-Doubles	
10+ Points	
20+ Points	
5+ Rebounds	
10+ Rebounds	
3+ Assists	
3+ 3PT Field Goals	
2+ Steals	
2+ Blocks	
Led Team in Pts.	
Led Team in Rebs.	
Led Team in Assists	
Led Team in Steals	
Led Team in Blocks	

## 2018-19 GAME-BY-GAME

OPPONENT (Date)	MP	FG-A	PCT	3PT-A	PCT	FT-A	PCT	O-D-T	PF	A	TO	BLK	ST	TP
<sup>^</sup> EMPORIA STATE (Exh. 10.26)	12	3-3	1.000	2-2	1.000	0-0	.000	1-3-4	1	0	0	0	0	8
WASHBURN (Exh. 11.1)	11	2-2	1.000	1-1	1.000	1-2	.500	1-2-3	2	0	2	1	0	6
vs. Michigan State (11.6)														
VERMONT (11.12)														
LOUISIANA (11.16)														
vs. Marquette (11.21)														
vs. Tennessee (11.23)														
STANFORD (12.1)														
WOFFORD (12.4)														
NEW MEXICO STATE (12.8)														
VILLANOVA (12.15)														
SOUTH DAKOTA (12.18)														
at Arizona State (12.22)														
EASTERN MICHIGAN (12.29)														
OKLAHOMA (1.2)														
at Iowa State (1.5)														
TCU (1.9)														
at Baylor (1.12)														
TEXAS (1.14)														
at West Virginia (1.19)														
IOWA STATE (1.12)														
at Kentucky (1.26)														
at Texas (1.29)														
TEXAS TECH (2.2)														
at Kansas State (2.5)														
OKLAHOMA STATE (2.9)														
at TCU (2.11)														
WEST VIRGINIA (2.16)														
at Texas Tech (2.23)														
KANSAS STATE (2.25)														
at Oklahoma State (3.2)														
at Oklahoma (3.5)														
BAYLOR (3.9)														

### TOTAL

^ Starter

## CAREER YEAR-BY-YEAR STATISTICS

SEASON	GP	GS	MIN	AVG	FG	FGA	PCT	3FG	3FGA	PCT	FT	FTA	PCT	OFF	DEF	TOT	AVG	PF	FO	AST	TO	BLK	STL	PTS	AVG
2018-19	0	0	0	0.0	0	0	.000	0	0	.000	0	0	.000	0	0	0	0.0	0	0	0	0	0	0	0	0.0
<b>TOTAL</b>	<b>0</b>	<b>0</b>	<b>0</b>	<b>0.0</b>	<b>0</b>	<b>0</b>	<b>.000</b>	<b>0</b>	<b>0</b>	<b>.000</b>	<b>0</b>	<b>0</b>	<b>.000</b>	<b>0</b>	<b>0</b>	<b>0</b>	<b>0.0</b>	<b>0</b>	<b>0</b>	<b>0</b>	<b>0</b>	<b>0</b>	<b>0</b>	<b>0</b>	<b>0.0</b>



# DAVID McCORMACK

Freshman • Forward • 6-10 • 265 • Norfolk, Va. • Oak Hill Academy

## SEASON STATS

PPG	RPG	BPG	FG%	3FG%	FT%
2.8	2.2	0.4	50%	-	63%

## LAST GAME VS. SOUTH DAKOTA (12.18.18)

MIN	PTS	REBS	ASTS	BLKS	STLS
17	12	6	1	2	0

A 2018 McDonald's All-American who also represented the USA at the Nike Hoop Summit ... A big body who showed a lot of discipline in losing more than 50 pounds during high school ... Can play both power forward and center and can open up the middle with his outside shooting.

## CAREER HONORS

## CAREER HIGHS

Points	12	vs. South Dakota (12.18.18)
Field Goals	4	vs. South Dakota (12.18.18)
Field Goal Att.	7	vs. South Dakota (12.18.18)
3PT Field Goals	-	
3PT Field Goal Att.	-	
Free Throws	4	vs. South Dakota (12.18.18)
Free Throw Att.	4	vs. South Dakota (12.18.18)
		vs. Michigan State (11.6.18)
Rebounds	6	vs. South Dakota (12.18.18)
		vs. Louisiana (11.16.18)
Assists	1	vs. South Dakota (12.18.18)
		vs. Michigan State (11.6.18)
Blocks	2	vs. South Dakota (12.18.18)
Steals	-	
Minutes	17	vs. South Dakota (12.18.18)

## MISCELLANEOUS

	FRESHMAN/CAREER
Double-Doubles	-
10+ Points	1
20+ Points	-
5+ Rebounds	2
10+ Rebounds	-
2+ Assists	-
1+ 3PT Field Goals	-
2+ Steals	-
2+ Blocks	1
Led Team in Pts.	-
Led Team in Rebs.	-
Led Team in Assists	-
Led Team in Steals	-
Led Team in Blocks	2

## 2018-19 GAME-BY-GAME

OPPONENT (Date)	MP	FG-A	PCT	3PT-A	PCT	FT-A	PCT	O-D-T	PF	A	TO	BLK	ST	TP
vs. Michigan State (11.6)	5	1-2	.500	0-0	---	1-4	.250	1-2-3	1	1	0	0	0	3
VERMONT (11.12)								DNP						
LOUISIANA (11.16)	10	1-4	.250	0-0	---	0-0	---	4-2-6	0	0	0	1	0	2
vs. Marquette (11.21)	2	1-1	1.000	0-0	---	0-0	---	0-0-0	0	0	0	0	0	2
vs. Tennessee (11.23)	4	0-0	---	0-0	---	0-0	---	0-1-1	1	0	2	0	0	0
STANFORD (12.1)	1	0-0	----	0-0	---	0-0	---	0-1-1	0	0	0	0	0	0
WOFFORD (12.4)	5	3-5	.600	0-0	---	0-0	---	0-3-3	0	0	0	0	0	6
NEW MEXICO STATE (12.8)	4	0-1	.000	0-0	---	0-0	---	0-0-0	0	0	0	1	0	0
VILLANOVA (12.15)	1	0-0	---	0-0	---	0-0	---	0-0-0	0	0	0	0	0	0
SOUTH DAKOTA (12.18)	17	4-7	.571	0-0	---	4-4	1.000	1-5-6	2	1	0	2	0	12
at Arizona State (12.22)														
EASTERN MICHIGAN (12.29)														
OKLAHOMA (1.2)														
at Iowa State (1.5)														
TCU (1.9)														
at Baylor (1.12)														
TEXAS (1.14)														
at West Virginia (1.19)														
IOWA STATE (1.12)														
at Kentucky (1.26)														
at Texas (1.29)														
TEXAS TECH (2.2)														
at Kansas State (2.5)														
OKLAHOMA STATE (2.9)														
at TCU (2.11)														
WEST VIRGINIA (2.16)														
at Texas Tech (2.23)														
KANSAS STATE (2.25)														
at Oklahoma State (3.2)														
at Oklahoma (3.5)														
BAYLOR (3.9)														
<b>TOTAL</b>	<b>49</b>	<b>10-20</b>	<b>.500</b>	<b>0-0</b>	<b>---</b>	<b>5-8</b>	<b>.625</b>	<b>6-14-20</b>	<b>4</b>	<b>2</b>	<b>2</b>	<b>4</b>	<b>0</b>	<b>25</b>

^ Starter

## CAREER YEAR-BY-YEAR STATISTICS

SEASON	GP	GS	MIN	AVG	FG	FGA	PCT	3FG	3FGA	PCT	FT	FTA	PCT	OFF	DEF	TOT	AVG	PF	FO	AST	TO	BLK	STL	PTS	AVG
2018-19	9	0	49	5.4	10	20	.500	0	0	.000	5	8	.625	6	14	20	2.2	4	0	2	2	4	0	25	2.8
<b>TOTAL</b>	<b>9</b>	<b>0</b>	<b>49</b>	<b>5.4</b>	<b>10</b>	<b>20</b>	<b>.500</b>	<b>0</b>	<b>0</b>	<b>.000</b>	<b>5</b>	<b>8</b>	<b>.625</b>	<b>6</b>	<b>14</b>	<b>20</b>	<b>2.2</b>	<b>4</b>	<b>0</b>	<b>2</b>	<b>2</b>	<b>4</b>	<b>0</b>	<b>25</b>	<b>2.8</b>



# UDOKA AZUBUIKE

(you-DOE-kuh az-uh-BOO-kee)

Junior • Center • 7-0 • 270 • Delta, Nigeria • Potter's House Christian Academy

## SEASON STATS

PPG	RPG	BPG	FG%	3FG%	FT%
12.9	6.1	1.4	68%	-	32%

## LAST GAME VS. WOFFORD (12.4.18)

MIN	PTS	REBS	ASTS	BLKS	STLS
4	0	4	0	0	0

Led NCAA Division I in field goal percentage at 77.0, which ranks second best for a season in NCAA history ... Posted his sixth double-double of the season with 14 points and 11 rebounds vs. Clemson (3/23) ... Had 11 games with nine or more rebounds ... Ranked seventh in the Big 12 in rebound average (7.0) and sixth in blocked shots (1.7) ... Posted seven 20-point games season in 2017-18 ... Played in 11 games with six starts as a freshman in 2016-17 before a season-ending wrist injury.

## CAREER HONORS

Kareem Abdul-Jabbar Center of the Year Award Candidate (1 of 20)

Preseason All-Big 12 Honorable Mention

All-Big 12 Third Team [2017-18]

Academic All-Big 12 Second Team [2017-18]

## CAREER HIGHS

Points	26	at Nebraska (12.16.17)
Field Goals	13	at Nebraska (12.16.17)
Field Goal Att.	17	vs. Vermont (11.12.18)
	17	at Nebraska (12.16.17)
3PT Field Goals	-	-
3PT Field Goal Att.	-	-
Free Throws	7	vs. West Virginia (2.17.18)
Free Throw Att.	11	vs. Baylor (1.20.18)
Rebounds	13	at Texas (12.29.17)
Assists	2	4x, last vs. Marquette (11.21.18)
Blocks	5	vs. Texas (2.26.18) vs. Kansas State (1.13.18)
Steals	3	vs. Oklahoma (2.19.18)
Minutes	34	3x, last vs. Vermont (11.12.18)

## MISCELLANEOUS

	FR	SO	JR	CAREER
Double-Doubles	1	6	1	8
10+ Points	1	25	4	29
20+ Points	0	7	1	8
5+ Rebounds	4	30	3	37
10+ Rebounds	1	6	1	8
3+ Assists	0	0	-	0
2+ Steals	0	4	-	4
2+ Blocks	5	19	2	26
Led Team in Pts.	0	7	-	7
Led Team in Rebs.	3	20	1	24
Led Team in Assists	0	0	-	0
Led Team in Steals	0	1	-	1
Led Team in Blocks	6	22	4	32

## 2018-19 GAME-BY-GAME

OPPONENT (Date)	MP	FG-A	PCT	3PT-A	PCT	FT-A	PCT	O-D-T	PF	A	TO	BLK	ST	TP
^vs. Michigan State (11.6)	20	7-10	.700	0-0	---	3-7	.429	2-1-3	4	1	2	4	1	17
^VERMONT (11.12)	34	10-17	.588	0-0	---	3-6	.500	1-10-11	2	0	3	1	0	23
^LOUISIANA (11.16)	23	8-10	.800	0-0	---	1-4	.250	4-4-8	3	1	2	4	0	17
^vs. Marquette (11.21)	15	3-5	.600	0-0	---	0-3	.000	1-3-4	4	2	2	0	0	6
^vs. Tennessee (11.23)	17	4-6	.667	0-0	---	1-2	.500	1-3-4	5	0	4	1	1	9
^STANFORD (12.1)	28	9-11	.818	0-0	---	0-3	.000	3-6-9	4	1	2	0	1	18
^WOFFORD (12.4)	4	0-1	.000	0-0	---	0-0	---	2-2-4	0	0	0	0	0	0
NEW MEXICO STATE (12.8)									DNP -- INJURED					
VILLANOVA (12.15)									DNP -- INJURED					
SOUTH DAKOTA (12.18)									DNP - INJURED					
at Arizona State (12.22)														
EASTERN MICHIGAN (12.29)														
OKLAHOMA (1.2)														
at Iowa State (1.5)														
TCU (1.9)														
at Baylor (1.12)														
TEXAS (1.14)														
at West Virginia (1.19)														
IOWA STATE (1.12)														
at Kentucky (1.26)														
at Texas (1.29)														
TEXAS TECH (2.2)														
at Kansas State (2.5)														
OKLAHOMA STATE (2.9)														
at TCU (2.11)														
WEST VIRGINIA (2.16)														
at Texas Tech (2.23)														
KANSAS STATE (2.25)														
at Oklahoma State (3.2)														
at Oklahoma (3.5)														
BAYLOR (3.9)														
<b>TOTAL</b>	<b>141</b>	<b>41-60</b>	<b>.683</b>	<b>0-0</b>	<b>---</b>	<b>8-25</b>	<b>.320</b>	<b>14-29-43</b>	<b>22</b>	<b>5</b>	<b>15</b>	<b>10</b>	<b>3</b>	<b>90</b>

^ Starter

## CAREER YEAR-BY-YEAR STATISTICS

SEASON	GP	GS	MIN	AVG	FG	FGA	PCT	3FG	3FGA	PCT	FT	FTA	PCT	OFF	DEF	TOT	AVG	PF	FO	AST	TO	BLK	STL	PTS	AVG
2016-17	11	6	142	12.9	22	35	.629	0	0	.000	11	29	.379	13	35	48	4.4	31	0	2	15	18	2	55	5.0
2017-18	36	34	848	23.6	211	274	.770	0	0	.000	45	109	.413	87	165	252	7.0	108	4	24	63	60	20	467	13.0
2018-19	7	7	141	20.1	41	60	.683	0	0	.000	8	25	.320	14	29	43	6.1	22	1	5	15	10	3	90	12.9
<b>TOTAL</b>	<b>54</b>	<b>47</b>	<b>1131</b>	<b>20.9</b>	<b>274</b>	<b>369</b>	<b>.743</b>	<b>0</b>	<b>0</b>	<b>.000</b>	<b>64</b>	<b>163</b>	<b>.393</b>	<b>114</b>	<b>229</b>	<b>343</b>	<b>6.4</b>	<b>161</b>	<b>5</b>	<b>31</b>	<b>93</b>	<b>88</b>	<b>25</b>	<b>612</b>	<b>11.3</b>



# MITCH LIGHTFOOT

Junior • Forward • 6-8 • 225 • Gilbert, Arizona • Gilbert Christian HS

## SEASON STATS

PPG	RPG	BPG	FG%	3FG%	FT%
2.4	2.4	0.7	60%	0%	60%

## LAST GAME VS. SOUTH DAKOTA (12.18.18)

MIN	PTS	REBS	ASTS	BLKS	STLS
14	7	6	1	1	0

Started seven games in 2017-18 ... Pulled down a career-high 11 rebounds vs. Penn (3/18) with nine points ... Went 22-for-31 (71.0 percent) in his last 11 games ... Finished second on the team with 54 blocked shots ... Ranked eighth in the Big 12 with 1.5 blocked shots per game ... Led Kansas with 16 charges drawn ... Was born in Kansas City and moved to Arizona as a youth ... Played in 26 games as a freshman.

## CAREER HONORS

### CAREER HIGHS

Points	11	vs. Oakland (11.24.17)
Field Goals	4	4x, last vs. Kansas State (3.9.18)
Field Goal Att.	7	at West Virginia (1.15.18) vs. Texas Southern (11.21.17)
3PT Field Goals	2	vs. Tennessee St. (11.10.17)
3PT Field Goal Att.	3	vs. Texas Southern (11.21.17)
Free Throws	4	at Nebraska (12.16.17) vs. Oakland (11.24.17)
Free Throw Att.	4	4x last vs. South Dakota (12.18.18)
Rebounds	11	vs. Penn (3.15.18)
Assists	2	at Baylor (2.10.18)
Blocks	6	at TCU (1.6.18)
Steals	2	at Iowa State (2.13.18)
Minutes	27	vs. Penn (3.15.18)

### MISCELLANEOUS

	FR	SO	JR	CAREER
Double-Doubles	0	0	-	0
10+ Points	0	2	-	2
20+ Points	0	0	-	0
5+ Rebounds	1	10	2	13
10+ Rebounds	0	1	-	1
2+ Assists	0	1	-	1
2+ 3PT Field Goals	0	1	-	1
2+ Steals	0	1	-	1
2+ Blocks	3	13	-	16
Led Team in Pts.	0	0	-	0
Led Team in Rebs.	0	2	-	2
Led Team in Assists	0	0	-	0
Led Team in Steals	0	1	-	1
Led Team in Blocks	6	19	4	29

## 2018-19 GAME-BY-GAME

OPPONENT (Date)	MP	FG-A	PCT	3PT-A	PCT	FT-A	PCT	O-D-T	PF	A	TO	BLK	ST	TP
vs. Michigan State (11.6)	6	2-2	1.000	0-0	---	0-0	---	1-0-1	3	0	0	1	0	4
VERMONT (11.12)	6	0-1	.000	0-1	.000	1-2	.500	0-1-1	1	1	0	1	0	1
LOUISIANA (11.16)	2	0-0	---	0-0	---	0-0	---	0-0-0	1	0	1	0	0	0
vs. Marquette (11.21)	13	1-1	1.000	0-0	---	1-1	1.000	1-1-2	0	1	0	1	0	3
vs. Tennessee (11.23)	8	0-0	---	0-0	---	0-0	---	0-3-3	0	0	0	1	0	0
STANFORD (12.1)	5	0-1	.000	0-0	---	0-0	---	1-0-1	0	0	0	0	0	0
WOFFORD (12.4)	6	0-0	---	0-0	---	0-0	---	1-1-2	0	0	1	0	0	0
NEW MEXICO STATE (12.8)	18	3-6	.500	0-1	.000	1-2	.500	2-4-6	3	1	1	1	0	7
VILLANOVA (12.15)	14	1-1	1.000	0-0	---	0-1	.000	0-2-2	1	0	1	1	0	2
SOUTH DAKOTA (12.18)	14	2-3	.667	0-1	.000	3-4	.750	3-3-6	1	1	0	1	0	7
at Arizona State (12.22)														
EASTERN MICHIGAN (12.29)														
OKLAHOMA (1.2)														
at Iowa State (1.5)														
TCU (1.9)														
at Baylor (1.12)														
TEXAS (1.14)														
at West Virginia (1.19)														
IOWA STATE (1.12)														
at Kentucky (1.26)														
at Texas (1.29)														
TEXAS TECH (2.2)														
at Kansas State (2.5)														
OKLAHOMA STATE (2.9)														
at TCU (2.11)														
WEST VIRGINIA (2.16)														
at Texas Tech (2.23)														
KANSAS STATE (2.25)														
at Oklahoma State (3.2)														
at Oklahoma (3.5)														
BAYLOR (3.9)														
<b>TOTAL</b>	<b>92</b>	<b>9-15</b>	<b>.600</b>	<b>0-3</b>	<b>.000</b>	<b>6-10</b>	<b>.600</b>	<b>9-15-24</b>	<b>10</b>	<b>4</b>	<b>4</b>	<b>7</b>	<b>0</b>	<b>24</b>

^ Starter

## CAREER YEAR-BY-YEAR STATISTICS

SEASON	GP	GS	MIN	AVG	FG	FGA	PCT	3FG	3FGA	PCT	FT	FTA	PCT	OFF	DEF	TOT	AVG	PF	FO	AST	TO	BLK	STL	PTS	AVG
2016-17	26	0	102	3.9	10	18	.556	2	3	.667	2	12	.167	9	16	25	1.0	17	0	1	7	11	2	24	0.9
2017-18	38	7	531	14.0	60	105	.571	6	17	.353	18	25	.720	48	68	116	3.1	83	3	10	29	54	10	144	3.8
2018-19	10	0	92	9.2	9	15	.600	0	3	.000	6	10	.600	9	15	24	2.4	10	0	4	4	7	0	24	2.4
<b>TOTAL</b>	<b>74</b>	<b>7</b>	<b>725</b>	<b>9.8</b>	<b>79</b>	<b>138</b>	<b>.572</b>	<b>8</b>	<b>23</b>	<b>.348</b>	<b>26</b>	<b>47</b>	<b>.553</b>	<b>66</b>	<b>99</b>	<b>165</b>	<b>2.2</b>	<b>110</b>	<b>3</b>	<b>15</b>	<b>40</b>	<b>72</b>	<b>12</b>	<b>192</b>	<b>2.6</b>



# GAME-BY-GAME COMPARISONS

Opponent	1st	2nd	Score	Mar	Total FG	FG Pct	3-Pointers	3FG Pct	Free Throws	FT Pct	Rebounds	Mar	Assist	TOver	Block	Steal	Fouls
vs. Michigan State (11/6)	50/36	42/51	92-87	+5	31-69/26-59	.449/.441	10-23/12-23	.435/.522	20-33/23-35	.606/.657	42/40	+2	21/19	11/18	7/7	10/5	28/25
VERMONT (11/12)	40/36	44/32	84-68	+16	33-63/23-56	.524/.411	12-19/9-26	.632/.346	6-10/13-17	.600/.765	38/28	+10	19/11	13/12	2/2	7/3	18/13
LOUISIANA (11/16)	44/41	45/35	89-76	+13	32-65/27-63	.492/.429	8-22/12-36	.364/.333	17-26/10-12	.654/.833	45/32	+13	20/16	16/15	5/0	6/10	14/20
vs. Marquette (11/21)	38/47	39/21	77-68	+9	28-58/25-60	.483/.417	5-10/14-31	.500/.452	16-24/4-5	.667/.800	38/31	+7	10/17	8/13	5/7	6/2	15/22
vs. Tennessee (11/23)	31/33	38/36	87-81	+6	30-60/31-75	.500/.413	5-17/7-27	.294/.259	22-34/12-17	.647/.706	43/40	+3	13/19	16/14	2/4	6/5	18/25
STANFORD (12/1)	29/35	46/40	90-84	+6	32-64/28-63	.500/.444	7-16/12-34	.438/.353	19-27/16-19	.704/.842	37/36	+1	12/13	11/18	0/6	10/3	20/22
WOFFORD (12/4)	29/26	43/21	72-47	+25	31-63/17-65	.492/.262	3-23/5-26	.130/.192	7-10/8-10	.700/.800	36/45	(9)	11/5	7/18	5/3	9/1	11/14
NEW MEXICO ST. (12/8)	26/28	37/32	63-60	+3	25-58/25-55	.431/.455	7-21/7-26	.333/.269	6-12/3-10	.500/.300	36/37	(1)	15/20	13/16	4/4	7/6	15/15
VILLANOVA (12/15)	33/31	41/40	74-71	+3	23-46/24-59	.500/.407	5-15/8-28	.333/.286	23-30/15-19	.767/.789	35/26	+9	9/8	14/9	2/2	4/5	19/21
SOUTH DAKOTA (12/18)	37/27	52/26	89-53	+36	34-66/22-58	.515/.379	9-23/3-13	.391/.231	12-15/6-13	.800/.462	42/31	+11	19/14	12/17	5/2	11/8	16/15
at Arizona State (12/22)																	
Eastern Michigan (12/29)																	
OKLAHOMA (1/2)																	
at Iowa State (1/5)																	
TCU (1/9)																	
at Baylor (1/12)																	
TEXAS (1/14)																	
at West Virginia (1/19)																	
IOWA STATE (1/21)																	
at Kentucky (1/26)																	
at Texas (1/29)																	
TEXAS TECH (2/2)																	
at Kansas State (2/5)																	
OKLAHOMA STATE (2/9)																	
at TCU (2/11)																	
WEST VIRGINIA (2/16)																	
at Texas Tech (2/23)																	
KANSAS STATE (2/25)																	
at Oklahoma State (3/2)																	
at Oklahoma (3/5)																	
BAYLOR (3/9)																	

Note: Game totals are displayed in the format KANSAS/OPPONENT for each category

## SPECIALTY SCORING STATS

Opponent	PAINT			OFF TURNOVERS			2ND CHANCE			FAST BREAK			BENCH		
	KU	OPP	MARGIN	KU	OPP	MARGIN	KU	OPP	MARGIN	KU	OPP	MARGIN	KU	OPP	MARGIN
vs. Michigan State (11/6)	40	24	+16	20	11	+9	12	11	+1	24	26	-2	16	18	(2)
VERMONT (11/12)	32	16	+16	18	9	+9	16	5	+11	11	5	+6	12	11	+1
LOUISIANA (11/16)	44	24	+20	17	23	(6)	20	4	+16	7	23	-16	10	7	-3
vs. Marquette (11/21)	40	16	+24	15	5	+10	11	6	+5	8	0	+8	16	10	+6
vs. Tennessee (11/23)	48	40	+8	14	16	(2)	11	9	+2	12	0	+12	17	12	+5
STANFORD (12/1)	46	32	+14	22	9	+13	20	9	+11	5	2	+3	9	14	(5)
WOFFORD (12/4)	46	16	+30	25	5	+20	7	12	(5)	17	3	+14	15	14	+1
NEW MEXICO ST. (12/8)	32	36	(4)	29	16	+13	14	12	+2	6	5	+1	15	19	(4)
VILLANOVA (12/15)	24	30	(6)	10	9	+1	10	12	(2)	5	2	+3	4	0	+4
SOUTH DAKOTA (12/18)	38	32	+6	19	11	+8	10	5	+5	17	2	+15	40	30	+10
at Arizona State (12/22)															
Eastern Michigan (12/29)															
OKLAHOMA (1/2)															
at Iowa State (1/5)															
TCU (1/9)															
at Baylor (1/12)															
TEXAS (1/14)															
at West Virginia (1/19)															
IOWA STATE (1/21)															
at Kentucky (1/26)															
at Texas (1/29)															
TEXAS TECH (2/2)															
at Kansas State (2/5)															
OKLAHOMA STATE (2/9)															
at TCU (2/11)															
WEST VIRGINIA (2/16)															
at Texas Tech (2/23)															
KANSAS STATE (2/25)															
at Oklahoma State (3/2)															
at Oklahoma (3/5)															
BAYLOR (3/9)															
<b>AVG/GM</b>	<b>39.0</b>	<b>26.6</b>	<b>+12.4</b>	<b>18.9</b>	<b>11.4</b>	<b>+7.5</b>	<b>13.1</b>	<b>8.5</b>	<b>+4.6</b>	<b>11.2</b>	<b>6.8</b>	<b>+4.4</b>	<b>15.4</b>	<b>13.5</b>	<b>+1.3</b>

# INDIVIDUAL LEADERS GAME-BY-GAME

OPPONENT	SCORE	W/L	POINTS	REBOUNDS	ASSISTS	STEALS	BLOCKS
vs. Michigan State (11/6)	92-87	W	21-Quentin Grimes	14-Dedric Lawson	6-Dedric Lawson	3-Lagerald Vick Devon Dotson	4-Udoka Azubuike
VERMONT (11/12)	84-68	W	32-Lagerald Vick	11-Udoka Azubuike	10-Quentin Grimes	2-Devon Dotson Marcus Garrett	1-Mitch Lightfoot Udoka Azubuike
LOUISIANA (11/16)	89-76	W	33-Lagerald Vick	9-Lagerald Vick	5-Marcus Garrett	2-Lagerald Vick	4-Udoka Azubuike
vs. Marquette (11/21)	77-68	W	26-Dedric Lawson	12-Dedric Lawson	4-Devon Dotson	3-Devon Dotson	2-Marcus Garrett Dedric Lawson
vs. Tennessee (11/23)	87-81	WOT	24-Dedric Lawson	13-Dedric Lawson	5-Dedric Lawson	2-K.J. Lawson	1-Mitch Lightfoot Udoka Azubuike
STANFORD (12/1)	90-84	WOT	27-Lagerald Vick	15-Dedric Lawson	4-Devon Dotson	4-Marcus Garrett	-
WOFFORD (12/4)	72-47	W	20-Dedric Lawson	8-Dedric Lawson	3-Three Tied	3-Devon Dotson	3-Dedric Lawson
NEW MEXICO STATE (12/8)	63-60	W	20-Dedric Lawson	10-Dedric Lawson	5-Lagerald Vick	3-Charlie Moore	1-Four Tied
VILLANOVA (12/15)	74-71	W	29-Lagerald Vick	12-Dedric Lawson	3-Marcus Garrett	4-Marcus Garrett	1-Marcus Garrett Mitch Lightfoot
SOUTH DAKOTA (12/18)	89-53	W	18-Charlie Moore	14-Dedric Lawson	6-Devon Dotson	3-Three Tied	2-David McCormack
at Arizona State (12/22)							
EASTERN MICHIGAN (12/29)							
OKLAHOMA (1/2)							
at Iowa State (1/5)							
TCU (1/9)							
at Baylor (1/12)							
TEXAS (1/14)							
at West Virginia (1/19)							
IOWA STATE (1/21)							
at Kentucky (1/26)							
at Texas (1/29)							
TEXAS TECH (2/2)							
at Kansas State (2/5)							
OKLAHOMA STATE (2/9)							
at TCU (2/11)							
WEST VIRGINIA (2/16)							
at Texas Tech (2/23)							
KANSAS STATE (2/25)							
at Oklahoma State (3/2)							
at Oklahoma (3/5)							
BAYLOR (3/9)							

## INDIVIDUAL SUPERLATIVES

CATEGORY	KANSAS	OPPONENT
Points Scored	33 by Lagerald Vick vs. Louisiana (11-16-18)	29 by Phil Booth of Villanova (12-15-18)
Total Field Goals	12 by Lagerald Vick vs. Vermont (11-12-18)	11 by Phil Booth of Villanova (12-15-18)
Total FGs Attempted	18 by Lagerald Vick vs. Louisiana (11-16-18) 18 by Detric Lawson vs. Michigan State (11-6-18)	23 by Markus Howard of Marquette (11-21-18)
Highest FG% (5 made)	85.7 (12-14) by Lagerald Vick vs. Vermont (11-12-18)	70.0 (7-10) by Ivan Aurrecochea of New Mexico State (12-8-18)
Highest FG% (10 made)	85.7 (12-14) by Lagerald Vick vs. Vermont (11-12-18)	58.8 (10-17) by Stanley Umude of South Dakota (12-18-18)
3-Point Field Goals	8 by Lagerald Vick vs. Vermont (11-12-18)	6 by Sam Hauser of Marquette (11-21-18)
3-Pt. FGs Attempted	12 by Lagerald Vick vs. Louisiana (11-16-18)	13 by Sam Hauser of Marquette (11-21-18)
3-Point FG% (min. 3 made)	100.0 (8-8) by Lagerald Vick vs. Vermont (11-12-18)	71.4 (5-7) by Isaac White of Stanford (12-1-18)
Free Throws	10 by Detric Lawson vs. Stanford (12-1-18) 10 by Detric Lawson vs. Michigan State (11-6-18)	7 by Eric Paschall of Villanova (12-15-18)
Free Throws Attempted	12 by Detric Lawson vs. Michigan State (11-6-18)	10 by Nick Ward of Michigan State (11-6-18)
Free Throw % (min. 5 made)	90.9 (10-11) by Detric Lawson vs. Stanford (12-1-18)	100.0 (5-5) by Fletcher Magee of Wofford (12-4-18) 100.0 (5-5) by Daejon Davis of Stanford (12-1-18) 100.0 (6-6) by Anthony Lamb of Vermont (11-12-18)
Offensive Rebounds	5 by Detric Lawson vs. New Mexico State (12-8-18) 5 by Detric Lawson vs. Tennessee (11-23-18)	8 by Cameron Jackson of Wofford (12-4-18)
Defensive Rebounds	12 by Detric Lawson vs. South Dakota (12-18-18)	10 by Kenny Goins of Michigan State (11-6-18)
Total Rebounds	15 by Detric Lawson vs. Stanford (12-1-18)	11 by Dhamir Cosby-Roundtree of Villanova (12-15-18) 11 by Kenny Goins of Michigan State (11-6-18)
Assists	10 by Quentin Grimes vs. Vermont (11-12-18)	11 by Cassius Winston of Michigan State (11-6-18)
Turnovers	5 by Detric Lawson vs. Louisiana (11-16-18)	6 by Cameron Jackson of Wofford (12-4-18)
Blocked Shots	4 by Udoka Azubuike vs. Louisiana (11-16-18) 4 by Udoka Azubuike vs. Michigan State (11-6-18)	5 by Theo John of Marquette (11-21-18)
Steals	4 by Marcus Garrett vs. Villanova (12-15-18) 4 by Marcus Garrett vs. Stanford (12-1-18)	4 by Marcus Stroman of Louisiana (11-16-18)
Minutes Played (including OT)	43, 3x, last by Lagerald Vick & Devon Dotson vs. Stanford (12-1-18)	44 by Daejon Davis of Stanford (12-1-18)

## TEAM SUPERLATIVES

KANSAS HIGH	KANSAS LOW	CATEGORY	OPPONENT HIGH	OPPONENT LOW
92 vs. Michigan State (11-6-18)	63 vs. New Mexico State (12-8-18)	Points	87 by Michigan State (11-6-18)	47 by Wofford (12-4-18)
52 (2nd) vs. South Dakota (12-18-18)	26 (1st) vs. New Mexico State (12-8-18)	Points/Half	51 (2nd) by Michigan State (11-6-18)	21 (2nd) by Wofford (12-4-18) 21 (2nd) by Marquette (11-21-18)
18 vs. Tennessee (11-23-18)	15 vs. Stanford (12-1-18)	Points/OT	12 by Tennessee (11-23-18)	9 by Stanford (12-1-18)
34 vs. South Dakota (12-18-18)	23 vs. Villanova (12-15-18)	Field Goals	31 by Tennessee (11-23-18)	17 by Wofford (12-4-18)
69 vs. Michigan State (11-6-18)	46 vs. Villanova (12-15-18)	Field Goal Attempts	75 by Tennessee (11-23-18)	55 by New Mexico State (12-8-18)
52.4 (33-63) vs. Vermont (11-12-18)	43.1 (25-58) vs. New Mexico State (12-8-18)	Field Goal Percentage	45.5 (25-55) by New Mexico State (12-8-18)	26.2 (17-65) by Wofford (12-4-18)
12 vs. Vermont (11-12-18)	3 vs. Wofford (12-4-18)	3-Point Field Goals	14 by Marquette (11-21-18)	3 by South Dakota (12-18-18)
23, 3x last vs. South Dakota (12-18-18)	10 vs. Marquette (11-21-18)	3-Point Field Goal Attempts	36 by Louisiana (11-16-18)	13 by South Dakota (12-18-18)
63.2 (12-19) vs. Vermont (11-12-18)	13.0 (3-23) vs. Wofford (12-4-18)	3-Point Field Goal Percentage	52.2 (12-23) by Michigan State (11-6-18)	19.2 (5-26) by Wofford (12-4-18)
23 vs. Villanova (12-15-18)	6 vs. New Mexico State (12-8-18) 6 vs. Vermont (11-12-18)	Free Throws Made	23 by Michigan State (11-6-18)	3 by New Mexico State (12-8-18)
34 vs. Tennessee (11-23-18)	10 vs. Wofford (12-4-18) 10 vs. Vermont (11-12-18)	Free Throw Attempts	35 by Michigan State (11-6-18)	5 by Marquette (11-21-18)
80.0 (12-15) vs. South Dakota (12-18-18)	50.0 (6-12) vs. New Mexico State (12-8-18)	Free Throw Percentage	84.2 (16-19) by Stanford (12-1-18)	30.0 (3-10) by New Mexico State (12-8-18)
16 vs. Louisiana (11-16-18)	6 vs. Wofford (12-4-18)	Offensive Rebounds	19 by Wofford (12-4-18)	5 by Vermont (11-12-18)
32 vs. South Dakota (12-18-18) 32 vs. Tennessee (11-23-18)	23 vs. New Mexico State (12-8-18)	Defensive Rebounds	33 by Michigan State (11-6-18)	16 by Villanova (12-15-18)
45 vs. Louisiana (11-16-18)	35 vs. Villanova (12-15-18)	Rebounds	45 by Wofford (12-4-18)	26 by Villanova (12-15-18)
28 vs. Michigan State (11-6-18)	11 vs. Wofford (12-4-18)	Fouls	25 by Tennessee (11-23-18) 25 by Michigan State (11-6-18)	13 by Vermont (11-12-18)
1, 2x, last vs. Stanford (12-1-18)	0, 8x, last vs. South Dakota (12-18-18)	DQs	1, 6x, last by South Dakota (12-18-18)	0, 4x, last by New Mexico State (12-8-18)
21 vs. Michigan State (11-6-18)	9 vs. Villanova (12-15-18)	Assists	20 by New Mexico State (12-8-18)	5 by Wofford (12-4-18)
16 vs. Tennessee (11-23-18) 16 vs. Louisiana (11-16-18)	7 vs. Wofford (12-4-18)	Turnovers	18, 3x, last by Wofford (12-4-18)	9 by Villanova (12-15-18)
7 vs. Michigan State (11-6-18)	0 vs. Stanford (12-1-18)	Blocked Shots	7 by Marquette (11-21-18) 7 by Michigan State (11-6-18)	0 by Louisiana (11-16-18)
11 vs. South Dakota (12-18-18)	4 vs. Villanova (12-15-18)	Steals	10 by Louisiana (11-16-18)	1 by Wofford (12-4-18)

# LEAD/DEFICIT BREAKDOWN GAME-BY-GAME

Opponent	FIRST HALF SCORE			SECOND HALF SCORE			FINAL SCORE			LARGEST		TIMES TIED	LEAD CHANGES	TIME LED	
	KU	OPP	MARGIN	KU	OPP	MARGIN	KU	OPP	MARGIN	LEAD	DEFICIT			MIN.	%
vs. Michigan State (11/6)	50	36	+14	42	51	(9)	92	87	+5	17	2	2	5	37:49	94.5%
VERMONT (11/12)	40	36	+4	44	32	+12	84	68	+16	18	8	1	6	23:58	59.9%
LOUISIANA (11/16)	44	41	+3	45	35	+10	89	76	+13	15	12	5	4	27:53	69.7%
vs. Marquette (11/21)	38	47	(9)	39	21	+18	77	68	+9	14	12	2	5	21:42	54.3%
vs. Tennessee (11/23)	31	33	(2)	38	36	+2	87	81	+6	7	9	7	12	22:37	50.3%
STANFORD (12/1)	29	35	(6)	46	40	+6	90	84	+6	8	12	10	15	15:58	35.5%
WOFFORD (12/4)	29	26	+3	43	21	+22	72	47	+25	29	3	2	7	32:36	81.5%
NEW MEXICO STATE (12/8)	26	28	(2)	37	32	+5	63	60	+3	10	7	8	4	19:33	48.9%
VILLANOVA (12/15)	33	31	+2	41	40	+1	74	71	+3	9	5	8	8	28:36	71.5%
SOUTH DAKOTA (12/18)	37	27	+10	52	26	+26	89	53	+36	37	-	0	0	39:39	99.1%
at Arizona State (12/22)															
EASTERN MICHIGAN (12/29)															
OKLAHOMA (1/2)															
at Iowa State (1/5)															
TCU (1/9)															
at Baylor (1/12)															
TEXAS (1/14)															
at West Virginia (1/19)															
IOWA STATE (1/21)															
at Kentucky (1/26)															
at Texas (1/29)															
TEXAS TECH (2/2)															
at Kansas State (2/5)															
OKLAHOMA STATE (2/9)															
at TCU (2/11)															
WEST VIRGINIA (2/16)															
at Texas Tech (2/23)															
KANSAS STATE (2/25)															
at Oklahoma State (3/2)															
at Oklahoma (3/5)															
BAYLOR (3/9)															
<b>AVG/GM</b>	<b>35.7</b>	<b>34.0</b>	<b>+1.7</b>	<b>42.7</b>	<b>33.4</b>	<b>+9.3</b>	<b>81.7</b>	<b>69.5</b>	<b>+12.2</b>	<b>16.4</b>	<b>7.8</b>	<b>4.5</b>	<b>6.6</b>	<b>26:46</b>	<b>65.9%</b>

**KANSAS' RECORD WHEN...**

	2018-19	Bill Self era
Leading At Half	6-0	374-28
Trailing At Half	4-0	68-65
Tied At Half	0-0	15-3
Leading With 5:00 Remaining in Regulation	8-0	419-15
Trailing With 5:00 Remaining in Regulation	1-0	33-78
Tied With 5:00 Remaining in Regulation	1-0	5-3
In Overtime	2-0	22-9
Kansas Outrebounds Opponent	8-0	342-39
Kansas Is Outrebounded	2-0	96-50
Kansas Is Tied in Rebounds	0-0	19-7
Kansas Commits More Turnovers	4-0	178-63
Opponent Commits More Turnovers	6-0	247-29
Kansas Is Tied in Turnovers	0-0	33-4
Kansas Has More Free Throw Attempts	7-0	298-29
Opponent Has More Free Throw Attempts	2-0	140-65
Kansas is Tied in Free Throw Attempts	1-0	19-2
Kansas Shoots 50% or Better	5-0	243-9
Kansas Shoots Less Than 50%	5-0	214-87
Opponent Shoots 50% or Better	0-0	7-23
Opponent Shoots Less Than 50%	10-0	450-73
Kansas Shoots Better Than Opponent	9-0	426-34
Opponent Shoots Better Than Kansas	1-0	31-60
Kansas and Opponent Tied in FG%	0-0	0-2
Kansas Bench Outscores Opponent Bench	7-0	292-35
Opponent Bench Outscores Kansas Bench	3-0	157-58
Kansas is Tied in Bench Points	0-0	8-3
Kansas Scores Between 0-59	0-0	9-16
Kansas Scores Between 60-69	1-0	67-49
Kansas Scores Between 70-79	3-0	141-18
Kansas Scores Between 80-89	4-0	151-12
Kansas Scores Between 90-99	2-0	64-1
Kansas Scores 100 or More	0-0	25-0
Opponent Scores Between 0-59	2-0	164-1
Opponent Scores Between 60-69	3-0	174-28
Opponent Scores Between 70-79	2-0	86-32
Opponent Scores Between 80-89	3-0	30-29
Opponent Scores 90 or More	0-0	3-6
On Mondays	1-0	65-16
On Tuesdays	3-0	54-14
On Wednesdays	1-0	63-6
On Thursdays	0-0	29-4
On Fridays	2-0	55-8
On Saturdays	3-0	159-38
On Sundays	0-0	32-10
In November	5-0	76-11
In December	5-0	88-13
In January	0-0	110-19
In February	0-0	94-25
In March	0-0	87-27
In April	0-0	2-1
On CBS	0-0	53-20
On CBS Sports Network	0-0	2-0
On ESPN	3-0	128-43
On ESPN2	4-0	82-12
On ESPNU	0-0	37-5
On Jayhawk TV	3-0	88-3
On Big 12 Network TV	0-0	41-6
On AXS	0-0	1-0
On TBS/TNT/TruTV	0-0	12-3
On NBCSports Network	0-0	1-1
On FSI	0-0	2-0
On Fox Sports Net	0-0	4-1
On ABC	0-0	6-2

**MISCELLANEOUS STREAKS**

Kansas' All-Time Record	2,258-849
Consecutive games with a 3-point field goal	126
Consecutive games opponent under 100 points	83
Number of 100-point games in Kansas history	116
Number of 100-point games in Bill Self era	25
KU's All-Time Overtime Record	69-57
KU's last OT game	12/1/2018 (Kansas 90, Stanford 84 [OT])
Consecutive Allen Fieldhouse Sellouts	281

	G	TOTAL	AVERAGE
Home (Allen Fieldhouse)	6	97,800	16,300
Home (Sprint Center)	1	15,210	15,210
Away	0	0	0
Neutral	3	29,379	9,793
<b>Total</b>	<b>10</b>	<b>142,389</b>	<b>14,239</b>

**MISCELLANEOUS STATS**

**STARTING LINEUPS (4)**

(W-L)	1	2	3	4	5
6-0	D. Lawson	Grimes	Dotson	Vick	Azubuike
2-0	D. Lawson	Grimes	Dotson	Vick	Garrett
1-0	D. Lawson	Grimes	Dotson	Garrett	Azubuike
1-0	D. Lawson	Grimes	Dotson	Garrett	Moore

**WIN/LOSS MARGIN**

	1	2	3	4	5	6	7	8	9	10	11-15	16-29	30+
Wins	-	-	2	-	1	2	-	-	1	-	1	2	1
Losses	-	-	-	-	-	-	-	-	-	-	-	-	-

**VIOLATIONS/TECHNICAL FOULS**

	3-Seconds	5-Seconds	10-Seconds	Shot Clock Exp.	Lane Viol.	Technical	Goaltending
Kansas	-	-	-	-	2	-	-
Opponent	-	1	-	4	1	-	2

**LEADS AND DEFICITS**

KU's Biggest Halftime Lead	14 (50-36) vs. Michigan State (11-6-18)
KU's Biggest Halftime Lead Blown	3 (29-26) vs. Wofford (12-4-18)
KU's Biggest Halftime Deficit	9 (38-47) vs. Marquette (11-21-18)
KU's Biggest Halftime Deficit Erased	9 (38-47) vs. Marquette (11-21-18)
KU's Biggest Overall Lead	37 (87-50) vs. South Dakota (12-18-18)
KU's Biggest Win Total	36 (89-53) vs. South Dakota (12-18-18)
KU's Biggest Loss Total	-
KU's Biggest Lead Blown	10 (12-2) vs. New Mexico State (12-8-18), KU won 63-60
KU's Biggest Overall Deficit	12 (43-31) vs. Stanford (12-1-18)
	12 (30-42) vs. Marquette (11-21-18)
	12 (20-32) vs. Louisiana (11-16-18)
KU's Biggest Deficit Overcome	12 (43-31) vs. Stanford (12-1-18)
	12 (30-42) vs. Marquette (11-21-18)
	12 (20-32) vs. Louisiana (11-16-18)

**JUMP BALLS CONTROLLED (INCLUDES OT)**

Kansas	7
Opponents	5

**WHO SCORED KU'S FIRST POINTS**

Lagerald Vick	4
Devon Dotson	2
Quentin Grimes	2
Udoka Azubuike	1
Charlie Moore	1

**20-PLUS POINT GAMES**

Dedric Lawson	7
Lagerald Vick	4
Udoka Azubuike	1
Quentin Grimes	1

**HOW KU SCORED FIRST POINTS**

3-Pointer	6
Lay-Up	1
Jump Shot	3
Alley-Oop	-
Free Throw	-
Dunk	-
Follow	-

**DOUBLE-FIGURE SCORING**

Dedric Lawson	9
Devon Dotson	6
Lagerald Vick	7
Udoka Azubuike	4
Quentin Grimes	3
Marcus Garrett	2
David McCormack	1
Charlie Moore	1

**FIRST PLAYER OFF THE BENCH (sometimes multiple players)**

Mitch Lightfoot	8
Charlie Moore	5
Marcus Garrett	1
Lagerald Vick	1

**BENCH POINTS**

	PTS (AVG)
Kansas	154 (15.4)
Opponents	135 (13.5)

**DOUBLE-FIGURE REBOUNDING**

Dedric Lawson	7
Udoka Azubuike	1

**DOUBLE-DOUBLES**

Dedric Lawson	7
Udoka Azubuike	1
Quentin Grimes	1

**INDIVIDUAL MISCELLANEOUS STATISTICS (\*HUSTLE PLAYS)**

NO. - PLAYER	*FLOOR BURNS	DUNKS	CHARGES DRAWN	FT-FTA (LAST 5:00/OT)
0 - Garrett	3	3	1	0-1
1 - D. Lawson	9	2	2	19-26
2 - Moore	4	-	1	5-6
5 - Grimes	6	1	-	4-6
11 - Dotson	11	-	3	11-13
12 - Teahan	-	-	-	-
13 - K.J. Lawson	2	-	-	3-4
20 - Luinstra	-	-	-	-
22 - De Sousa	-	-	-	-
24 - Vick	6	5	-	5-6
30 - Agbaji	-	-	-	-
33 - McCormack	1	3	-	-
35 - Azubuike	3	27	-	4-9
44 - Lightfoot	2	2	4	-
<b>TOTALS</b>	<b>47</b>	<b>43</b>	<b>11</b>	<b>51-71 (.718)</b>
<b>OPPONENTS</b>	<b>37</b>	<b>23</b>	<b>14</b>	<b>31-41 (.756)</b>







# BOX SCORES

**9** #1/1 KANSAS 74, #17/16 VILLANOVA 71  
 Dec. 15, 2018 | Lawrence, Kan. | Allen Fieldhouse

**Villanova 71 • 8-4**

##	Player	Total			3-Ptr			Rebounds			PF	TP	A	TO	Blk	Stl	Min
		FG	FGA	FT	FTA	FG	FGA	FT	FTA	Off							
04	Paschall, Eric	f	4-10	2-3	7-8	3	1	4	4	17	1	3	0	1	33		
15	Bey, Saddiq	f	3-8	1-3	0-0	4	1	5	2	7	1	1	0	2	36		
21	Cosby-Roundtree, D	f	1-2	0-0	1-2	3	8	11	5	3	1	1	2	0	28		
02	Gillespie, Collin	g	5-14	1-7	4-6	0	2	2	3	15	3	2	0	1	36		
05	Booth, Phil	g	11-21	4-11	3-3	0	2	2	2	29	2	0	0	0	38		
10	Swider, Cole		0-1	0-1	0-0	0	0	0	0	0	0	0	0	0	4		
23	Samuels, Jermaine		0-3	0-3	0-0	0	1	1	3	0	0	1	0	1	15		
24	Cremonio, Joe		0-0	0-0	0-0	0	0	0	2	0	0	1	0	0	10		
	Team					0	1	1									
	<b>Totals</b>		<b>24-59</b>	<b>8-28</b>	<b>15-19</b>	<b>10</b>	<b>16</b>	<b>26</b>	<b>21</b>	<b>71</b>	<b>8</b>	<b>9</b>	<b>2</b>	<b>5</b>	<b>200</b>		

FG % 1st Half: 10-26 38.5% 2nd half: 14-33 42.4% Game: 24-59 40.7% Deadball Rebounds 3  
 3FG % 1st Half: 5-13 38.5% 2nd half: 3-15 20.0% Game: 8-28 28.6%  
 FT % 1st Half: 6-8 75.0% 2nd half: 9-11 81.8% Game: 15-19 78.9%

**Kansas 74 • 9-0**

##	Player	Total			3-Ptr			Rebounds			PF	TP	A	TO	Blk	Stl	Min
		FG	FGA	FT	FTA	FG	FGA	FT	FTA	Off							
01	Dedric Lawson	f	10-15	1-2	7-9	2	10	12	4	28	1	0	0	0	38		
00	Marcus Garrett	g	0-4	0-2	1-2	3	1	4	1	1	3	1	1	4	37		
05	Quentin Grimes	g	0-2	0-1	1-2	0	0	0	3	1	1	3	0	0	14		
11	Devon Dotson	g	3-6	1-1	4-4	1	1	2	4	11	1	2	0	0	26		
24	Lagerald Vick	g	9-15	3-8	8-10	0	7	7	2	29	1	3	0	0	39		
02	Charlie Moore		0-1	0-0	2-2	0	1	1	3	2	0	3	0	0	17		
13	K.J. Lawson		0-2	0-1	0-0	2	1	3	1	0	2	1	0	0	14		
33	David McCormack		0-0	0-0	0-0	0	0	0	0	0	0	0	0	0	1		
44	Mitch Lightfoot		1-1	0-0	0-1	0	2	2	1	2	0	1	1	0	14		
	Team					1	3	4									
	<b>Totals</b>		<b>23-46</b>	<b>5-15</b>	<b>23-30</b>	<b>9</b>	<b>26</b>	<b>35</b>	<b>19</b>	<b>74</b>	<b>9</b>	<b>14</b>	<b>2</b>	<b>4</b>	<b>200</b>		

FG % 1st Half: 11-22 50.0% 2nd half: 12-24 50.0% Game: 23-46 50.0% Deadball Rebounds 5  
 3FG % 1st Half: 4-11 36.4% 2nd half: 1-4 25.0% Game: 5-15 33.3%  
 FT % 1st Half: 7-8 87.5% 2nd half: 16-22 72.7% Game: 23-30 76.7%

Officials: Ray Natili, Michael Stephens, James Breeding  
 Technical fouls: Villanova-None. Kansas-None.  
 Attendance: 16300

Score by periods	1st	2nd	Total
Villanova	31	40	71
Kansas	33	41	74

	In	Off	2nd	Fast	Bench
Points	Paint	T/O	Chance	Break	
NOVA	30	9	12	2	0
KU	24	10	10	5	4

Last FG - NOVA 2nd-00:09, KU 2nd-02:23.  
 Largest lead - NOVA by 5 1st-14:33, KU by 9 1st-02:43.  
 NOVA led for 06:37. KU led for 28:36. Game was tied for 04:47.

Score tied - 8 times.  
 Lead changed - 8 times.

**10** #1/1 KANSAS 89, SOUTH DAKOTA 53  
 Dec. 18, 2018 | Lawrence, Kan. | Allen Fieldhouse

**South Dakota 53 • 6-6**

##	Player	Total			3-Ptr			Rebounds			PF	TP	A	TO	Blk	Stl	Min
		FG	FGA	FT	FTA	FG	FGA	FT	FTA	Off							
12	Trey Burch-Manning	f	1-5	0-2	0-2	0	4	4	5	2	2	4	0	2	25		
31	Dan Jech	f	1-5	0-0	0-0	1	0	1	1	2	0	0	0	0	16		
03	Triston Simpson	g	2-7	0-1	0-0	1	1	2	0	4	3	5	0	3	33		
10	Cody Kelley	g	0-7	0-2	0-0	1	4	5	3	0	4	2	0	2	27		
22	Tyler Peterson	g	7-13	1-3	0-0	2	3	5	4	15	1	2	0	1	33		
00	Stanley Umude		10-17	2-4	6-9	1	5	6	1	28	4	4	2	0	34		
13	Matt Johns		0-0	0-0	0-0	0	0	0	0	0	0	0	0	0	4		
20	Brandon Armstrong		0-0	0-0	0-0	0	1	1	0	0	0	0	0	0	7		
24	Nathan Robinson		0-3	0-1	0-2	1	4	5	0	0	0	0	0	0	14		
33	Logan Power		1-1	0-0	0-0	0	0	0	1	2	0	0	0	0	7		
	Team					0	2	2									
	<b>Totals</b>		<b>22-58</b>	<b>3-13</b>	<b>6-13</b>	<b>7</b>	<b>24</b>	<b>31</b>	<b>15</b>	<b>53</b>	<b>14</b>	<b>17</b>	<b>2</b>	<b>8</b>	<b>200</b>		

FG % 1st Half: 11-24 45.8% 2nd half: 11-34 32.4% Game: 22-58 37.9% Deadball Rebounds 4  
 3FG % 1st Half: 2-7 28.6% 2nd half: 1-6 16.7% Game: 3-13 23.1%  
 FT % 1st Half: 3-6 50.0% 2nd half: 3-7 42.9% Game: 6-13 46.2%

**Kansas 89 • 10-0**

##	Player	Total			3-Ptr			Rebounds			PF	TP	A	TO	Blk	Stl	Min
		FG	FGA	FT	FTA	FG	FGA	FT	FTA	Off							
01	Lawson, Dedric	f	7-11	0-3	2-2	2	12	14	3	16	0	3	1	3	26		
00	Garrett, Marcus	g	3-4	0-1	1-2	0	5	5	0	7	5	0	0	3	29		
05	Grimes, Quentin	g	3-9	0-3	0-1	1	2	3	2	6	0	3	0	0	21		
11	Dotson, Devon	g	3-7	0-1	2-2	0	2	2	1	8	6	2	0	0	28		
24	Vick, Lagerald	g	5-12	2-3	0-0	2	3	5	2	12	2	3	1	3	33		
02	Moore, Charlie		6-9	6-9	0-0	0	0	0	1	18	4	1	0	2	21		
13	Lawson, K.J.		1-3	1-2	0-0	0	0	0	4	3	0	0	0	0	9		
20	Luinstra, Garrett		0-1	0-0	0-0	1	0	1	0	0	0	0	0	0	2		
33	McCormack, David		4-7	0-0	4-4	1	5	6	2	12	1	0	2	0	17		
44	Lightfoot, Mitch		2-3	0-1	3-4	3	3	6	1	7	1	0	1	0	14		
	Team					0	0	0									
	<b>Totals</b>		<b>34-66</b>	<b>9-23</b>	<b>12-15</b>	<b>10</b>	<b>32</b>	<b>42</b>	<b>16</b>	<b>89</b>	<b>19</b>	<b>12</b>	<b>5</b>	<b>11</b>	<b>200</b>		

FG % 1st Half: 14-35 40.0% 2nd half: 20-31 64.5% Game: 34-66 51.5% Deadball Rebounds 1  
 3FG % 1st Half: 1-8 12.5% 2nd half: 8-15 53.3% Game: 9-23 39.1%  
 FT % 1st Half: 8-10 80.0% 2nd half: 4-5 80.0% Game: 12-15 80.0%

Officials: Doug Sirmans, Paul Janssen, Bert Smith  
 Technical fouls: South Dakota-None. Kansas-None.  
 Attendance: 16300  
 USD 12 T. Burch-Manning fouled out with 6:05 remaining in the game.

Score by periods	1st	2nd	Total
South Dakota	27	26	53
Kansas	37	52	89

	In	Off	2nd	Fast	Bench
Points	Paint	T/O	Chance	Break	
USD	32	11	5	2	30
KU	38	19	10	17	40

Last FG - USD 2nd-00:31, KU 2nd-00:17.  
 Largest lead - USD None, KU by 37 2nd-01:53.  
 USD led for 00:00. KU led for 39:39. Game was tied for 00:21.

Score tied - 0 times.  
 Lead changed - 0 times.



# THE LAST TIME...

<b>A TEAM SCORED 100+ POINTS IN A GAME</b>			
KU	104 (W, 104-74)	vs. Oklahoma, 2-19-18	
Opp.	103 (L, 99-103)	by Indiana, 11-11-16	
<b>A TEAM SCORED 50 OR FEWER POINTS IN A GAME</b>			
KU	40 (L, 40-72)	vs. Kentucky, 11-18-14	
Opp.	47 (W, 72-47)	by Wofford, 12-4-18	
<b>A TEAM SCORED 90+ POINTS IN ALLEN FIELDHOUSE</b>			
KU	90 (W, 90-84 [ot])	vs. Stanford, 12-1-18	
Opp.	95 (L, 85-95)	by Arizona State, 12-10-17	
<b>A TEAM SCORED 60 OR FEWER POINTS IN ALLEN FIELDHOUSE</b>			
KU	57 (L, 57-61)	vs. San Diego State, 1-5-14	
Opp.	53 (W, 89-53)	by South Dakota, 12-18-18	
<b>A TEAM SCORED 90 POINTS IN A LOSS</b>			
KU	99 (99-103 OT)	vs. Indiana, 11-11-16	
Opp.	106 (L, 106-109 3OT)	by Oklahoma, 1-4-16	
<b>A TEAM SCORED 60 OR FEWER POINTS IN A VICTORY</b>			
KU	56 (W, 56-55)	at Baylor, 1-7-15	
Opp.	60 (L, 57-60)	by Stanford, 3-23-14	
<b>A TEAM HAD 5+ PLAYERS SCORE IN DOUBLE FIGURES</b>			
KU	Newman (20), Graham (18), Mykhailiuk (16), De Sousa (16), Vick (10)	vs. West Virginia, 3-10-18	
Opp.	Paschall (24), Brunson (18), DiVincenzo (15), Spellman (15), Booth (10), Bridges (10)	by Villanova, 3-31-18	
<b>A TEAM WON A GAME BY 25+ POINTS</b>			
KU	+36 (89-53)	vs. South Dakota, 12-18-18	
Opp.	+25 (77-52)	by Temple, 12-22-14	
<b>A TEAM WON A GAME BY 50+ POINTS</b>			
KU	+51 (123-72)	vs. Chaminade, 11-23-15	
Opp.		Never	
<b>A TEAM WON AN OVERTIME GAME (SINGLE-OVERTIME)</b>			
KU	90-84	vs. Stanford, 12-1-18	
Opp.	92-89	by Iowa State, 2-4-17	
<b>A TEAM WON A DOUBLE-OVERTIME GAME</b>			
KU	68-68	at Oklahoma State, 2-20-13	
Opp.	80-79	by Texas Tech, 2-14-05	
<b>A TEAM WON A TRIPLE-OVERTIME GAME</b>			
KU	109-106	vs. Oklahoma, 1-4-16	
Opp.	76-73	by Oklahoma State, 2-4-81	
<b>A TEAM SHOT 60% FG IN A GAME</b>			
KU	60.3% (35-58)	vs. Texas, 2-26-18	
Opp.	60.4%	by Oklahoma State, 2-27-10	
<b>A TEAM SHOT 30% OR WORSE FG IN A GAME</b>			
KU	19.6%	vs. Kentucky, 11-18-14	
Opp.	26.2%	by Wofford, 12-4-18	
<b>A TEAM MADE 12+ 3-POINT FG IN A GAME</b>			
KU	12	vs. Vermont, 11-12-18	
Opp.	12	by Stanford, 12-1-18	
<b>A TEAM DID NOT MAKE A 3-POINT FG IN A GAME</b>			
KU	0-8	vs. TCU, 3-12-15	
Opp.	0-9	by Stanford, 3-23-14	
<b>A TEAM SHOT 60% 3-POINT FG IN A GAME (min. 10)</b>			
KU	63.2 (12-19)	vs. Vermont, 11-12-18	
Opp.	69.2% (9-13)	by Colorado, 1-25-11	
<b>A TEAM MADE 30+ FREE THROWS IN A GAME</b>			
KU	33	vs. West Virginia, 2-13-17	
Opp.	30	by Stanford, 12-3-16	
<b>A TEAM MADE 5 OR FEWER FREE THROWS IN A GAME</b>			
KU	4	vs. West Virginia, 3-10-18	
Opp.	3	by New Mexico State, 12-8-18	

<b>A TEAM ATTEMPTED 40+ FREE THROWS IN A GAME</b>			
KU	44	vs. West Virginia, 2-13-17	
Opp.	47	by West Virginia, 1-12-16	
<b>A TEAM SHOT 90% OR BETTER FREE THROWS IN A GAME</b>			
KU	90.9 (10-11)	vs. Oklahoma, 2-19-18	
Opp.	100.0 (10-10)	by West Virginia, 3-10-18	
<b>A TEAM SHOT 40% OR WORSE FREE THROWS IN A GAME</b>			
KU	30.0% (3-10)	vs. Texas, 2-26-18	
Opp.	30.0% (3-10)	by New Mexico State, 12-8-18	
<b>A TEAM HAD 25+ OFFENSIVE REBOUNDS IN A GAME</b>			
KU	28	vs. Fort Hays State, 12-10-03	
Opp.	26	by TCU, 1-28-15	
<b>A TEAM HAD 5 OR FEWER OFFENSIVE REBOUNDS IN A GAME</b>			
KU	5	vs. Toledo, 11-28-17	
Opp.	5	by Vermont, 11-12-18	
<b>A TEAM HAD 30+ DEFENSIVE REBOUNDS IN A GAME</b>			
KU	32	vs. South Dakota, 12-18-18	
Opp.	33	by Michigan State, 11-6-18	
<b>A TEAM HAD 40+ DEFENSIVE REBOUNDS IN A GAME</b>			
KU	43	vs. Oklahoma, 1-4-16	
Opp.	41	by Oklahoma, 1-4-16	
<b>A TEAM HAD 50+ TOTAL REBOUNDS IN A GAME</b>			
KU	51	vs. Texas Southern, 11-21-17	
Opp.	50	by Indiana, 11-11-16	
<b>A TEAM HAD 60+ TOTAL REBOUNDS IN A GAME</b>			
KU	60	vs. Oklahoma, 1-4-16	
Opp.		Never	
<b>A TEAM HAD 25 OR FEWER TOTAL REBOUNDS IN A GAME</b>			
KU	25	vs. Kansas State, 1-13-18	
Opp.	25	by Oklahoma, 2-19-18	
<b>A TEAM OUT-REBOUNDED ITS OPPONENT BY 15+</b>			
KU	+15 (47-32)	vs. Duke, 3-25-18	
Opp.	+15 (44-29)	by Texas Tech, 1-2-18	
<b>A TEAM OUT-REBOUNDED ITS OPPONENT BY 20+</b>			
KU	+23 (49-26)	vs. Omaha, 12-18-17	
Opp.		Never	
<b>A TEAM OUT-REBOUNDED ITS OPPONENT BY 30+</b>			
KU	+30 (61-31)	vs. Alcorn State, 12-2-09	
Opp.		Never	
<b>3+ PLAYERS WITH 10+ REBOUNDS IN A GAME</b>			
KU	Markieff Morris (13), Marcus Morris (11) & Thomas Robinson (10)	vs. Valparaiso, 11-15-10	
Opp.	Eduardo Najera (12), Eric Martin (10) & Ryan Humphrey (10)	of Oklahoma, 2-20-99	
<b>2 PLAYERS WITH A DOUBLE-DOUBLE IN SAME GAME</b>			
KU	Udoka Azubuike (23 pts, 11 reb) & Quentin Grimes (10 pts, 10 assists)	vs. Vermont, 11-12-18	
Opp.	Cameron Lard (15 pts, 10 reb) & Nick Weiler-Babb (13 pts, 10 reb)	of Iowa State, 1-9-18	
<b>3 PLAYERS WITH A DOUBLE-DOUBLE IN SAME GAME</b>			
KU	D. Graham (17p, 11a), L. Vick (19p, 11r) & M. Garrett (13p, 11r)	vs. Texas Southern, 11-21-17	
Opp.		Never	
<b>A PLAYER WITH A TRIPLE-DOUBLE IN A GAME</b>			
KU	Jeff Withey (16 pts, 12 reb, 12 blk)	vs. San Jose State, 11-26-12	
Opp.	Denzel Valentine (29 pts, 12 reb, 12 ast)	of Michigan State, 11-17-15	
<b>A TEAM HAD 25+ ASSISTS IN A GAME</b>			
KU	25	vs. Omaha, 12-18-17	
Opp.	26	by Oklahoma, 1-10-94	
<b>A TEAM HAD 7 OR FEWER ASSISTS IN A GAME</b>			
KU	7	at Oklahoma, 3-7-15	
Opp.	5	by Wofford, 12-4-18	

# THE LAST TIME...

<b>A TEAM HAD 15+ STEALS IN A GAME</b>			
KU	15	vs. Towson, 11-11-11	
Opp.	22	by West Virginia, 1-16-16	
<b>A TEAM DID NOT HAVE A STEAL IN A GAME</b>			
KU		vs. Syracuse, 3-18-01	
Opp.		Oakland, 11-25-09	
<b>A TEAM HAD 10+ BLOCKED SHOTS IN A GAME</b>			
KU	12	vs. Nebraska, 12-10-16	
Opp.	10	by Kentucky, 11-14-17	
<b>A TEAM DID NOT BLOCK A SHOT IN A GAME</b>			
KU		vs. Stanford, 12-1-18	
Opp.		by Louisiana, 11-16-18	
<b>A TEAM COMMITTED 30+ FOULS IN A GAME</b>			
KU	32	vs. Indiana, 11-11-16	
Opp.	31	by West Virginia, 2-13-17	
<b>A TEAM COMMITTED 10 OR FEWER FOULS IN A GAME</b>			
KU	10	vs. West Virginia, 3-10-18	
Opp.	10	by Omaha, 12-18-17	
<b>A TEAM HAD TWO PLAYERS DISQUALIFIED (FOUL OUT)</b>			
KU	Sviatoslav Mykhailiuk / Carlton Bragg Jr. / Lagerald Vick	vs. West Virginia, 2-13-17	
Opp.	Wendell Carter / Trevon Duval	of Duke, 3-25-18	
<b>A TEAM HAD THREE PLAYERS DISQUALIFIED (FOUL OUT)</b>			
KU	Sviatoslav Mykhailiuk / Carlton Bragg Jr. / Lagerald Vick	vs. West Virginia, 2-13-17	
Opp.	Poythress / Willis / Lee / Labissiere	of Kentucky, 1-30-16	
<b>A TEAM HAD FOUR PLAYERS DISQUALIFIED (FOUL OUT)</b>			
KU	Frank Mason III / Devonte' Graham / Carlton Bragg Jr. / Landen Lucas	vs. Indiana, 11-11-16	
Opp.			
<b>A TEAM SCORED 50+ POINTS IN A HALF</b>			
KU	52, 2nd half	vs. South Dakota, 12-18-18	
Opp.	51, 2nd half	by Michigan State, 11-6-18	
<b>A TEAM SCORED 60+ POINTS IN A HALF</b>			
KU	66, 1st half	vs. Texas Southern, 11-21-17	
Opp.	60, 2nd half	by Texas Tech, 2-13-99	
<b>A TEAM HAD 20 OR FEWER POINTS IN A HALF</b>			
KU	20, 1st half	at Baylor, 2-10-18	
Opp.	20, 1st half	by UNLV, 12-22-16	
<b>A TEAM SHOT 70% OR BETTER FG IN A HALF</b>			
KU	72.0 (18-25), 2nd half	vs. West Virginia, 3-10-18	
Opp.	75.0, 1st half	by Baylor, 1-25-93	
<b>A TEAM SHOT 20% OR WORSE FG IN A HALF</b>			
KU	13.6%, 1st half	at TCU, 2-6-13	
Opp.	19.4%, 2nd half	by Wofford, 12-4-18	
<b>A TEAM MADE 7+ 3-POINTERS IN A HALF</b>			
KU	8, 2nd half	vs. South Dakota, 12-18-18	
Opp.	11, 1st half	by Marquette, 11-21-18	
<b>A TEAM MADE DID NOT MAKE A 3-POINTER IN A HALF</b>			
KU	0-6, 1st half	vs. Stanford, 12-1-18	
Opp.	0-10, 2nd half	by Oklahoma State, 3-8-18	
<b>A TEAM DID NOT MAKE A FREE THROW IN A HALF</b>			
KU	1st half (0-1)	vs. New Mexico State, 12-8-18	
Opp.	1st half (0-0)	by Marquette, 11-21-18	
<b>A TEAM DID NOT ATTEMPT A FREE THROW IN A HALF</b>			
KU	1st half	vs. Kansas State, 3-9-18	
Opp.	1st half	by Marquette, 11-21-18	
<b>A TEAM HAD 30+ REBOUNDS IN A HALF</b>			
KU	32, 2nd half	vs. UMKC, 12-6-16	
Opp.	32, 1st half	by Rhode Island, 12-30-06	

<b>A TEAM HAD 15+ ASSISTS IN A HALF</b>			
KU	16, 2nd half	vs. South Dakota, 12-18-18	
Opp.	15, 1st half	by North Carolina, 3-25-12	
<b>A TEAM DID NOT HAVE A TURNOVER IN A HALF</b>			
KU	2nd half	vs. Wofford, 12-4-18	
Opp.	2nd half	vs. Kansas State, 1-13-18	
<b>A TEAM HAD 10+ STEALS IN A HALF</b>			
KU	10, 1st half	vs. Texas, 1-21-17	
Opp.	11, 2nd half	by Long Beach State, 12-6-11	
<b>A TEAM HAD 7+ BLOCKED SHOTS IN A HALF</b>			
KU	7, 2nd half	vs. Siena, 11-18-16	
Opp.	7, 1st half and 2nd half	by Texas, 2-28-15	
<b>A PLAYER SCORED 30+ POINTS IN A GAME</b>			
KU	33 by Lagerald Vick	vs. Louisiana, 11-16-18	
Opp.	31 by Gabe Devoe	of Clemson, 3-23-18	
<b>A PLAYER SCORED 40+ POINTS IN A GAME</b>			
KU	41 by Andrew Wiggins	at West Virginia, 3-8-14	
Opp.	46 by Buddy Hield	of Oklahoma, 1-4-16	
<b>A PLAYER SHOT 80% OR BETTER FG IN A GAME (MIN. 10 ATT.)</b>			
KU	81.8 (9-11) by Udoka Azubuike	vs. Stanford, 12-1-18	
Opp.	90.9 (10-11) by Eric Paschall	of Villanova, 3-31-18	
<b>A PLAYER MADE 7+ 3-POINTERS IN A GAME</b>			
KU	7 by Lagerald Vick	vs. Louisiana, 11-16-18	
Opp.	7 by Deonte Burton	of Iowa State, 2-4-17	
<b>A PLAYER SHOT 100% 3-POINT FG (MIN. 5 ATT.)</b>			
KU	8-8 by Lagerald Vick	vs. Vermont, 11-12-18	
Opp.	5-5 by Desmond Mason	of Oklahoma State, 2-7-00	
<b>A PLAYER MADE 12+ FREE THROWS IN A GAME</b>			
KU	13 (13-13) by Devonte' Graham	vs. Texas Tech, 1-2-18	
Opp.	19 (19-22) by Reid Travis	of Stanford, 12-3-16	
<b>A PLAYER SHOT 100% FREE THROWS IN A GAME (MIN. 10 ATT.)</b>			
KU	13-13 by Devonte' Graham	vs. Texas Tech, 1-2-18	
Opp.	12-12 by Taurean Prince	of Baylor, 1-2-16	
<b>A PLAYER HAD 8+ OFFENSIVE REBOUNDS IN A GAME</b>			
KU	9 by Jeff Withey	vs. Baylor, 1-16-12	
Opp.	8 by Cameron Jackson	of Wofford, 12-4-18	
<b>A PLAYER HAD 12+ DEFENSIVE REBOUNDS IN A GAME</b>			
KU	12 by Dedric Lawson	vs. South Dakota, 12-18-18	
Opp.	14 by Angel Delgado	of Seton Hall, 3-17-18	
<b>A PLAYER HAD 15+ TOTAL REBOUNDS IN A GAME</b>			
KU	15 by Dedric Lawson	vs. Stanford, 12-1-18	
Opp.	23 by Angel Delgado	of Seton Hall, 3-17-18	
<b>A PLAYER HAD 10+ ASSISTS IN A GAME</b>			
KU	10 by Quentin Grimes	vs. Vermont, 11-12-18	
Opp.	11 by Cassius Winston	of Michigan State, 11-6-18	
<b>A PLAYER HAD 7+ TURNOVERS IN A GAME</b>			
KU	7 by Frank Mason III	at West Virginia, 1-12-16	
Opp.	7 by Mark Vital	of Baylor, 2-10-18	
<b>A PLAYER HAD 7+ BLOCKED SHOTS IN A GAME</b>			
KU	8 by Joel Embiid	vs. Oklahoma State, 1-18-14	
Opp.	8 by Mohamed Bamba	of Texas, 12-29-17	
<b>A PLAYER HAD 7+ STEALS IN A GAME</b>			
KU	7 by Xavier Henry	vs. Baylor, 1-20-10	
Opp.	7 by Terry Black	of Baylor, 2-26-00	
<b>A PLAYER PLAYED ALL 40 MINUTES IN REGULATION</b>			
KU	Lagerald Vick	vs. Louisiana, 11-16-18	
Opp.	Grayson Allen	of Duke, 3-25-18	

## 2018-19 OVERALL STATS

RECORD:	OVERALL	HOME	AWAY	NEUTRAL
ALL GAMES	10-0	7-0	0-0	3-0
CONFERENCE	0-0	0-0	0-0	0-0
NON-CONFERENCE	10-0	7-0	0-0	3-0

#	Player	gp-gs	min	avg	Total		3-Point		F-Throw		Rebounds				pf	dq	a	to	blk	stl	pts	avg	
					fg-fga	fg%	3fg-fga	3fg%	ft-fta	ft%	off	def	tot	avg									
01	Dedric Lawson	10-10	324	32.4	71-141	.504	3-18	.167	52-67	.776	33	78	111	11.1	29	1	24	21	9	13	197	19.7	
24	Lagerald Vick	10-8	352	35.2	62-118	.525	34-63	.540	13-17	.765	7	37	44	4.4	17	0	19	23	2	15	171	17.1	
35	Udoka Azubuike	7-7	141	20.1	41-60	.683	0-0	.000	8-25	.320	14	29	43	6.1	22	1	5	15	10	3	90	12.9	
11	Devon Dotson	10-10	318	31.8	38-74	.514	7-17	.412	24-30	.800	7	24	31	3.1	23	0	28	18	0	14	107	10.7	
05	Quentin Grimes	10-10	240	24.0	26-68	.382	11-33	.333	10-18	.556	3	19	22	2.2	24	0	21	20	0	3	73	7.3	
00	Marcus Garrett	9-4	252	28.0	18-51	.353	4-17	.235	14-24	.583	7	24	31	3.4	10	0	24	6	4	17	54	6.0	
02	Charlie Moore	10-1	193	19.3	16-48	.333	9-31	.290	8-10	.800	3	9	12	1.2	17	0	15	7	1	7	49	4.9	
33	David McCormack	9-0	49	5.4	10-20	.500	0-0	.000	5-8	.625	6	14	20	2.2	4	0	2	2	4	0	25	2.8	
13	K.J. Lawson	10-0	84	8.4	8-16	.500	3-7	.429	8-12	.667	7	15	22	2.2	16	0	7	5	0	4	27	2.7	
44	Mitch Lightfoot	10-0	92	9.2	9-15	.600	0-3	.000	6-10	.600	9	15	24	2.4	10	0	4	4	7	0	24	2.4	
12	Teahan, Chris	1-0	2	2.0	0-0	.000	0-0	.000	0-0	.000	0	0	0	0.0	0	0	0	0	0	0	0	0.0	
20	Luinstra, Garrett	2-0	3	1.5	0-1	.000	0-0	.000	0-0	.000	1	0	1	0.5	1	0	0	0	0	0	0	0.0	
Team											10	21	31										
Total.....		10	2050		299-612	.489	71-189	.376	148-221	.670	107	285	392	39.2	174	2	149	121	37	76	817	81.7	
Opponents.....		10	2050		248-613	.405	89-270	.330	110-157	.701	98	248	346	34.6	192	-	142	150	37	48	695	69.5	

TEAM STATISTICS	KU	OPP	Date	Opponent	Score	Att.	
SCORING	817	695	! 11/06/18	vs Michigan St.	w 92-87	18907	
Points per game	81.7	69.5	~ 11/12/18	VERMONT	w 84-68	16300	
Scoring margin	+12.2	-		11/16/18	LOUISIANA	w 89-76	16300
FIELD GOALS-ATT	299-612	248-613	# 11/21/18	vs Marquette	w 77-68	4981	
Field goal pct	.489	.405	# 11/23/18	vs Tennessee	Wot 87-81	5491	
3 POINT FG-ATT	71-189	89-270	12/01/18	STANFORD	Wot 90-84	16300	
3-point FG pct	.376	.330	12/04/18	WOFFORD	w 72-47	16300	
3-pt FG made per game	7.1	8.9	% 12/08/18	NEW MEXICO STATE	w 63-60	15210	
FREE THROWS-ATT	148-221	110-157	12/15/18	VILLANOVA	w 74-71	16300	
Free throw pct	.670	.701	12/18/18	SOUTH DAKOTA	w 89-53	16300	
F-Throws made per game	14.8	11.0	* Conference game				
REBOUNDS	392	346	! Champions Classic (Indianapolis)				
Rebounds per game	39.2	34.6	~ NIT Season Tip-Off (Lawrence)				
Rebounding margin	+4.6	-	# NIT Season Tip-Off (Brooklyn)				
ASSISTS	149	142	% Jayhawk Shootout (Kansas City)				
Assists per game	14.9	14.2					
TURNOVERS	121	150					
Turnovers per game	12.1	15.0					
Turnover margin	+2.9	-					
Assist/turnover ratio	1.2	0.9					
STEALS	76	48					
Steals per game	7.6	4.8					
BLOCKS	37	37					
Blocks per game	3.7	3.7					
ATTENDANCE	113010	29379					
Home games-Avg/Game	7-16144	0-0					
Neutral site-Avg/Game	-	3-9793					

Score by Periods	1st	2nd	OT	Totals
Kansas	357	427	33	817
Opponents	340	334	21	695



**0** **MARCUS GARRETT** SO • Guard • 6-5 • 195 • Dallas, Texas • Skyline HS

**SEASON STATS**

PPG	RPG	APG	FG%	3FG%	FT%
<b>6.0</b>	<b>3.4</b>	<b>2.7</b>	<b>35%</b>	<b>24%</b>	<b>58%</b>
CAREER					
4.5	3.4	1.4	43%	26%	52%

**CAREER HIGHS**

Points	13	vs. Texas Southern (11.21.17)
Field Goals	5	vs. Oakland (11.24.17)
Rebounds	11	vs. Texas Southern (11.21.17)
Assists	5	2x, last vs. South Dakota (12.18.18)
Blocks	2	2x, last vs. Marquette (11.21.18)
Steals	4	3x, last vs. Villanova (12.15.18)
Minutes	37	vs. Villanova (12.15.18)

**NOTES**

Leads KU with 17 steals ... Is tied for third in the Big 12 in steals at 1.9 ... Tied career high with five assists, seven points, five rebounds and three steals vs. South Dakota (12/18) ... Played a career-high 37 minutes and tied a career high with four steals vs. Villanova (12/15) ... Had four steals vs. Stanford (12/1) ... Scored a season-high 11 points vs. Marquette (11/21) ... **2017-18:** Recorded two DDs ... Had seven starts with six in Big 12 play ... co-Big 12 Newcomer of the Week (11/7) ... 2017 Texas HS Gatorade Player of the Year.



**1** **DEDRIC LAWSON** (DEE-drick) R-Jr • Forward • 6-9 • 235 • Memphis, Tenn. • Hamilton HS • Memphis

**SEASON STATS**

PPG	RPG	APG	FG%	3FG%	FT%
<b>19.7</b>	<b>11.1</b>	<b>2.4</b>	<b>50%</b>	<b>17%</b>	<b>78%</b>
CAREER (INCLUDES AT MEMPHIS IN 2015-16 AND 2016-17)					
17.8	9.8	2.8	45%	29%	73%

**CAREER HIGHS** (\*AT MEMPHIS)

Points	*35	vs. Iowa (11.26.16)
Field Goals	*15	vs. Iowa (11.26.16)
Rebounds	*16	vs. Tulane (2.13.16)
Assists	*8	vs. South Carolina (12-30-16)
Blocks	*8	vs. UAB (12-10-16)
Steals	3	8x, last vs. South Dakota (12.18.18)
Minutes	41	vs. Tennessee (11.23.18)

**NOTES**

Has six double-doubles in his last seven games ... Has seven 20-point games, including six of his last seven contests ... Two-time Big 12 Player of the Week (11/12, 11/26) ... Two-time Big 12 Newcomer of the Week (12/3, 12/17) ... Leads the Big 12 in rebounding (11.1) and double-doubles (7) and is second in scoring (19.7) ... Only league player averaging a double-double ... Has 43 career double-doubles ... Led Memphis in scoring both his freshman and sophomore seasons with 36 double-doubles.



**2** **CHARLIE MOORE** R-SO • Guard • 5-11 • 180 • Chicago, Ill. • Morgan Park HS • California

**SEASON STATS**

PPG	RPG	APG	FG%	3FG%	FT%
<b>4.9</b>	<b>1.2</b>	<b>1.5</b>	<b>33%</b>	<b>29%</b>	<b>80%</b>
CAREER (INCLUDES AT CALIFORNIA IN 2016-17)					
10.5	1.8	3.1	38%	34%	76%

**CAREER HIGHS** (\*AT CALIFORNIA)

Points	*38	vs. UC Irvine (11.16.16)
Field Goals	*10	vs. UC Irvine (11.16.16)
Rebounds	*6	2x, last vs. Oregon St. (2.24.17)
Assists	*8	2x, last vs. Colorado (2.5.17)
Blocks	1	vs. Wofford (12.4.18)
Steals	*4	vs. UC Davis (12.10.16)
Minutes	*41	vs. Utah (2.2.17)

**NOTES**

Posted season highs in points (18), assists (4) and 3-pointers made (6) vs. South Dakota (12/18) ... Had five points and a season-high three steals vs. New Mexico State (12/8) ... Has averaged 21.0 minutes in his last six games ... Has a combined five steals in his last three games ... A transfer from California following the 2016-17 season ... Started all 34 games while at California during his freshman year in 2016-17 ... Averaged 28.8 minutes, 12.2 points and 3.5 assists while at California.



**5** **QUENTIN GRIMES** FR • Guard • 6-5 • 210 • The Woodlands, Texas • College Park HS

**SEASON STATS**

PPG	RPG	APG	FG%	3FG%	FT%
<b>7.3</b>	<b>2.2</b>	<b>2.1</b>	<b>38%</b>	<b>33%</b>	<b>56%</b>
CAREER					
7.3	2.2	2.1	38%	33%	56%

**CAREER HIGHS**

Points	21	vs. Michigan State (11.6.18)
Field Goals	7	vs. Michigan State (11.6.18)
Rebounds	4	2x, last vs. Tennessee (11.23.18)
Assists	10	vs. Vermont (11.12.18)
Blocks	-	
Steals	1	3x, last vs. Tennessee (11.23.18)
Minutes	32	vs. Wofford (12.4.18)

**NOTES**

Has started every game this season ... His 14 points vs. Wofford (12/4) were his most since the season opener vs. Michigan State (11/6) ... Posted first-career double-double with 10 points and 10 assists vs. Vermont (11/12) ... Big 12 Newcomer of the Week (11/12) ... Led KU with 21 points, including six 3-pointers, vs. Michigan State (11/6) ... Ended up ranked No. 8 in the national recruiting rankings ... Has valuable USA Basketball experience, including a gold medal won in 2018 at the FIBA U18 Americas Championship where he was MVP and coached by Bill Self.



**11** **DEVON DOTSON** (deh-VAWN) FR • Guard • 6-2 • 185 • Charlotte, N.C. • Providence Day School

**SEASON STATS**

PPG	RPG	APG	FG%	3FG%	FT%
<b>10.7</b>	<b>3.1</b>	<b>2.8</b>	<b>51%</b>	<b>41%</b>	<b>80%</b>
CAREER					
10.7	3.1	2.8	51%	41%	80%

**CAREER HIGHS**

Points	17	vs. Tennessee (11.23.18)
Field Goals	6	2x, last vs. Wofford (12.4.18)
Rebounds	6	vs. Vermont (11.12.18)
Assists	6	vs. South Dakota (12.18.18)
Blocks	-	
Steals	3	3x, last vs. Wofford (12.4.18)
Minutes	43	vs. Stanford (12.1.18)

**NOTES**

Posted a career-high six assists vs. South Dakota (12/18) ... Has scored in double figures in six games this season, including five of the last seven contests ... Had 16 points on 6-of-9 shooting vs. Wofford (12/4) ... Played a career-high 43 minutes vs. Stanford (12/1) ... Scored a career-high 17 points vs. Tennessee (11/23) ... Had 16 points with three assists and three steals vs. Michigan State (11/6) ... Picked up numerous postseason honors and played in all-star games following his 2017-18 HS senior season.



**12** **CHRIS TEAHAN** SO • Guard • 6-4 • 195 • Leawood, Kan. • Rockhurst HS

**SEASON STATS**

PPG	RPG	APG	FG%	3FG%	FT%
<b>0.0</b>	<b>0.0</b>	<b>0.0</b>	<b>-</b>	<b>-</b>	<b>-</b>
CAREER					
1.0	0.6	0.1	36%	25%	100%

**CAREER HIGHS**

Points	4	vs. Toledo (11.28.17)
Field Goals	1	4x, last vs. Omaha (12.18.17)
Rebounds	3	vs. South Dakota State (11.17.17)
Assists	1	vs. Tennessee State (11.10.17)
Blocks	-	
Steals	-	
Minutes	4	4x, last vs. Omaha (12.18.17)

**NOTES**

Made his first appearance of the season playing two minutes vs. Wofford (12/4) ... **2017-18:** Appeared in 10 games, two in conference play and three postseason ... Averaged 2.3 minutes per contest ... Had a season-high four points vs. Toledo (11/28) ... An invited walk-on who was a two-sport athlete at Rockhurst HS in Kansas City, Missouri ... Older brother, Conner, played five seasons at KU and on two Final Four teams (2008 and 2012).



**13** **K.J. LAWSON** R-SO • Guard • 6-8 • 210 • Memphis, Tenn. • Hamilton HS • Memphis

**SEASON STATS**

PPG	RPG	APG	FG%	3FG%	FT%
<b>2.7</b>	<b>2.2</b>	<b>0.7</b>	<b>50%</b>	<b>43%</b>	<b>67%</b>
CAREER (INCLUDES AT MEMPHIS IN 2015-16 AND 2016-17)					
9.8	6.1	2.0	40%	33%	69%

**CAREER HIGHS** (\*AT MEMPHIS)

Points	*28	at Houston (1.19.17)
Field Goals	*12	at Houston (1.19.17)
Rebounds	*19	vs. East Carolina (1.28.17)
Assists	*7	vs. McNeese (11.22.16)
Blocks	*2	4x, last vs. Tulsa (2.7.17)
Steals	*3	vs. South Florida (1.14.17)
Minutes	*43	at Houston (1.19.17)

**NOTES**

Logged 14 minutes vs. Villanova (12/15) ... Played 17 minutes with five points and three assists vs. Wofford (12/4) ... Had eight points, six rebounds and two steals in a season-high 19 minutes vs. Tennessee (11/23) ... Played 10 minutes vs. Michigan State (11/6) with four points and six rebounds ... A transfer from Memphis who sat out the 2017-18 season due to NCAA rules ... Played in 42 games while at Memphis with 33 starts, an 11.5 career scoring average and 7.0 career rebound average ... Granted a medical redshirt following the 2015-16 season.



## 20 GARRETT LUINSTRA (loo-IN-struh) FR • Guard • 6-2 • 155 • Lawrence, Kan. • Lawrence Free State HS

### SEASON STATS

PPG	RPG	APG	FG%	3FG%	FT%
<b>0.0</b>	<b>0.5</b>	<b>0.0</b>	<b>0%</b>	<b>-</b>	<b>-</b>
CAREER					
<b>0.0</b>	<b>0.5</b>	<b>0.0</b>	<b>0%</b>	<b>-</b>	<b>-</b>

### CAREER HIGHS

Points	-	
Field Goals	-	
Rebounds	1	vs. South Dakota (12.18.18)
Assists	-	
Blocks	-	
Steals	-	
Minutes	2	vs. South Dakota (12.18.18)

### NOTES

Played two minutes with one rebound vs. South Dakota (12/18) ... Made regular-season debut playing one minute vs. Wofford (12/4) ... Played one minute with an assist and steal in the exhibition win vs. Emporia State (10/25) ... A combo guard who set his high school's single-season scoring record with 456 points as a senior ... Averaged 19 points his senior year in guiding Free State High School to the 6A state title game and a 19-6 record ... A first-team all-state selection and the Sunflower League Player of the Year his senior season.



## 22 SILVIO DE SOUSA (deh-SOE-suh) SO • Forward • 6-9 • 245 • Luanda, Angola • IMG Academy (Fla.)

### SEASON STATS (2017-18)

PPG	RPG	BPG	FG%	3FG%	FT%
<b>4.0</b>	<b>3.7</b>	<b>0.2</b>	<b>68%</b>	<b>-</b>	<b>71%</b>
CAREER					
<b>4.0</b>	<b>3.7</b>	<b>0.2</b>	<b>68%</b>	<b>-</b>	<b>71%</b>

### CAREER HIGHS

Points	16	vs. West Virginia (3.10.18)
Field Goals	8	vs. West Virginia (3.10.18)
Rebounds	11	vs. Kansas State (3.9.18)
Assists	1	4x, last vs. Duke (3.25.18)
Blocks	1	3x, last vs. Duke (3.25.18)
Steals	1	vs. West Virginia (3.10.18)
Minutes	26	2x, last vs. vs. Duke (3.25.18)

### NOTES

Averaged 4.8 points and 5.4 rebounds in the 2018 NCAA Tournament ... Tied season high with 26 minutes vs. Duke (3/25) with 10 rebounds and scoring four points ... Averaged 20.0 minutes, 10.0 ppg and 9.7 rpg in the Big 12 Championship ... Posted his first double-double (16 points, 10 rebounds) vs. West Virginia (3/10) in the Big 12 title game ... Pulled down six or more rebounds seven times, including his last three games in the NCAA Tournament ... Joined the team following graduation from IMG Academy in Bradenton, Florida, following the fall 2017 semester.



## 24 LAGERALD VICK SR • Guard • 6-5 • 190 • Memphis, Tenn. • Douglass HS

### SEASON STATS

PPG	RPG	APG	FG%	3FG%	FT%
<b>17.1</b>	<b>4.4</b>	<b>1.9</b>	<b>53%</b>	<b>54%</b>	<b>77%</b>
CAREER					
<b>9.1</b>	<b>3.5</b>	<b>1.4</b>	<b>48%</b>	<b>41%</b>	<b>73%</b>

### CAREER HIGHS

Points	33	vs. Louisiana (11.16.18)
Field Goals	12	2x, last vs. Vermont (11.12.18)
Rebounds	11	vs. Texas Southern (11.21.17)
Assists	7	3x, last vs. Washington (12.6.17)
Blocks	3	vs. Oakland (11.24.17)
Steals	3	5x, last vs. South Dakota (12.18.18)
Minutes	43	2x, last vs. Stanford (12.1.18)

### NOTES

Tied his career high with three steals to go along with 12 points and five rebounds vs. South Dakota (12/18) ... Scored 29 points with seven rebounds vs. Villanova (12/15) ... Has made three or more 3FGs in six games ... Fifth in the Big 12 in scoring (17.1) and leads the league in 3FGs made (3.4) and is second in 3FG Pct. (54.0) ... Two-time Big 12 Player of the Week (11/19, 12/3) ... Posted a career-high 33 points with nine rebounds vs. Louisiana (11/16) ... Had 32 points vs. Vermont (11/12) in which he set the KU game record for 3-pointers made in a game without a miss, going 8-for-8 ... Lone senior on the Kansas roster.



## 30 OCHAI AGBAJI (OH-chie uh-BAH-gee) FR • Guard • 6-5 • 210 • Kansas City, Mo. • Oak Park HS

### SEASON STATS

PPG	RPG	APG	FG%	3FG%	FT%
-	-	-	-	-	-
CAREER					
-	-	-	-	-	-

### CAREER HIGHS

Points	-	
Field Goals	-	
Rebounds	-	
Assists	-	
Blocks	-	
Steals	-	
Minutes	-	

### NOTES

Announced Nov. 5 he will redshirt the 2018-19 season ... Had eight points on 3-of-3 shooting with four rebounds in 12 minutes in the exhibition win vs. Emporia State (10/25) ... A Kansas City product who is very athletic and has a great shooting touch ... Bill Self compares Agbaji to Kansas City Jayhawk Travis Releford who played in 138 career games and was a two-year starter while at KU.



## 33 DAVID McCORMACK FR • Forward • 6-10 • 265 • Norfolk, Va. • Oak Hill Academy

### SEASON STATS

PPG	RPG	BPG	FG%	3FG%	FT%
<b>2.8</b>	<b>2.2</b>	<b>0.4</b>	<b>50%</b>	<b>-</b>	<b>63%</b>
CAREER					
<b>2.8</b>	<b>2.2</b>	<b>0.4</b>	<b>50%</b>	<b>-</b>	<b>63%</b>

### CAREER HIGHS

Points	12	vs. South Dakota (12.18.18)
Field Goals	4	vs. South Dakota (12.18.18)
Rebounds	6	2x, last vs. South Dakota (12.18.18)
Assists	1	2x, last vs. South Dakota (12.18.18)
Blocks	2	vs. South Dakota (12.18.18)
Steals	-	
Minutes	17	vs. South Dakota (12.18.18)

### NOTES

Posted career highs in points (12), blocked shots (2) and minutes (17) and tied career highs in rebounds (6) and assists (1) vs. South Dakota (12/18) ... Scored six points with three rebounds vs. Wofford (12/4) ... Had three points, three rebounds and one assist vs. Michigan State (11/6) ... A 2018 McDonald's All-American who also represented the USA at the Nike Hoop Summit ... A big body who showed a lot of discipline in losing more than 50 pounds during high school.



## 35 UDOKA AZUBUIKE (az-uh-BOO-kee) JR • Center • 7-0 • 270 • Delta, Nigeria • Potter's House Christian Academy

### SEASON STATS

PPG	RPG	BPG	FG%	3FG%	FT%
<b>12.9</b>	<b>6.1</b>	<b>1.4</b>	<b>68%</b>	<b>-</b>	<b>32%</b>
CAREER					
<b>11.3</b>	<b>6.4</b>	<b>1.6</b>	<b>74%</b>	<b>-</b>	<b>39%</b>

### CAREER HIGHS

Points	26	at Nebraska (12.16.17)
Field Goals	13	at Nebraska (12.16.17)
Rebounds	13	at Texas (12.29.17)
Assists	2	4x, last vs. Marquette (11.21.18)
Blocks	5	2x, last vs. Texas (2.26.18)
Steals	3	vs. Oklahoma (2.19.18)
Minutes	34	3x, last vs. Vermont (11.12.18)

### NOTES

Has missed the last three games (Villanova, 12/15; NMSU, 12/8; USD, 12/18) due to a sprained ankle suffered vs. Wofford (12/4) ... Had 18 points and nine rebounds vs. Stanford (12/1) ... Leads KU with 10 blocked shots ... Had 17 points and eight rebounds vs. Louisiana (11/16) ... Posted first DD of 2018-19 with 23 points and 11 rebounds vs. Vermont (11/12) ... In 2017-18, Led NCAA Division I in FG Pct. at 77.0, which ranks second best in NCAA history ... Posted seven 20-point games in 2017-18 ... Played in 11 games with six starts as a freshman in 2016-17 before a season-ending wrist injury.



## 44 MITCH LIGHTFOOT JR • Forward • 6-8 • 225 • Gilbert, Ariz. • Gilbert Christian HS

### SEASON STATS

PPG	RPG	BPG	FG%	3FG%	FT%
<b>2.4</b>	<b>2.4</b>	<b>0.7</b>	<b>60%</b>	<b>0%</b>	<b>60%</b>
CAREER					
<b>2.6</b>	<b>2.2</b>	<b>1.0</b>	<b>57%</b>	<b>35%</b>	<b>55%</b>

### CAREER HIGHS

Points	11	vs. Oakland (11.24.17)
Field Goals	4	4x, last vs. Kansas State (3.9.18)
Rebounds	11	vs. Penn (3.15.18)
Assists	2	at Baylor (2.10.18)
Blocks	6	at TCU (1.6.18)
Steals	2	at Iowa State (2.13.18)
Minutes	27	vs. Penn (3.15.18)

### NOTES

Has averaged 15.3 minutes the last three games (9.2 for the season) ... Leads KU with four charges drawn ... Tied season highs in points (7) and rebounds (6) vs. South Dakota (12/18) ... **2017-18:** Started seven games ... Pulled down a career-high 11 rebounds vs. Penn (3/18) with nine points in the NCAA Tournament ... Finished second on the team with 54 blocked shots ... Ranked eighth in the Big 12 with 1.5 blocked shots per game ... Led Kansas with 16 charges drawn ... Was born in Kansas City and moved to Arizona as a youth.