



# KANSAS

#KUBball

f /KANSASBASKETBALL

@KUHOOPS

@KUHOOPS

DEC. 29, 2018 | EASTERN MICHIGAN | GAME NOTES

KANSAS COMMUNICATIONS

JAYHAWKS

10-1  
OVERALL

0-0  
BIG 12

#5 / #5  
RANKING (AP/COACHES)



-vs-



6-6  
OVERALL

0-0  
MAC

- / -  
RANKING (AP/COACHES)

EAGLES

Bill Self  
HEAD COACH

457-97 (.825)  
RECORD AT KU, 16TH SEASON

Rob Murphy  
HEAD COACH

135-116 (.538)  
RECORD AT EMU, EIGHTH SEASON

## SCHEDULE (H: 7-0; A: 0-1; N: 3-0)

Date	KU Rnk	OPP Rnk	Opponent	TV	Time/Result
<b>NOVEMBER (5-0)</b>					
6	1/1	10/10	vs. Michigan State!	ESPN	W, 92-87
12	2/1	-/-	VERMONT-	ESPN2	W, 84-68
16	2/1	-/-	LOUISIANA	JTV/ESPN+	W, 89-76
21	2/2	rv/rv	vs. Marquette#	ESPN2	W, 77-68
23	2/2	5/5	vs. Tennessee#	ESPN2	W, 87-82 ot
<b>DECEMBER (5-1)</b>					
1	2/2	-/-	STANFORD	ESPN	W, 90-84 ot
4	2/2	-/-	WOFFORD	JTV/ESPN+	W, 72-47
8	2/2	-/-	NEW MEXICO STATE*	ESPN2	W, 63-60
15	1/1	17/16	VILLANOVA	ESPN	W, 74-71
18	1/1	-/-	SOUTH DAKOTA	JTV/ESPN+	W, 89-53
22	1/1	18/19	at Arizona State	ESPN2	L, 76-80
29	5/5	-/-	EASTERN MICHIGAN	JTV/ESPN+	1 p.m.
<b>JANUARY</b>					
2	-/-	-/-	OKLAHOMA*	ESPN2	8 p.m.
5	-/-	-/-	at Iowa State*	ESPN2	4 p.m.
9	-/-	-/-	TCU*	ESPN2/U	8 p.m.
12	-/-	-/-	at Baylor*	ESPN/2	3 p.m.
14	-/-	-/-	TEXAS*	ESPN/U	8 p.m.
19	-/-	-/-	at West Virginia*	ESPN/2	TBD
21	-/-	-/-	IOWA STATE*	ESPN/U	8 p.m.
26	-/-	-/-	at Kentucky<	ESPN/2	5 p.m.
29	-/-	-/-	at Texas*	ESPN/2	6 p.m.
<b>FEBRUARY</b>					
2	-/-	-/-	TEXAS TECH*	CBS	3 p.m.
5	-/-	-/-	at Kansas State*	ESPN/2	8 p.m.
9	-/-	-/-	OKLAHOMA STATE*	ESPN/2	11 a.m.
11	-/-	-/-	at TCU*	ESPN/2	8 p.m.
16	-/-	-/-	WEST VIRGINIA*	ESPN/2	TBD
23	-/-	-/-	at Texas Tech*	ESPN/2	5/7 p.m.
25	-/-	-/-	KANSAS STATE*	ESPN	8 p.m.
<b>MARCH</b>					
2	-/-	-/-	at Oklahoma State*	CBS	11 a.m.
5	-/-	-/-	at Oklahoma*	ESPN/2	8 p.m.
9	-/-	-/-	BAYLOR*	ESPN/2	1 p.m.
13-16	Big 12 Championship		TBD	TBD	TBD

All times Central and subject to change.

Rank: AP Top 25 / USA Today Coaches' Poll

! State Farm Champions Classic (Indianapolis, Ind.); ~ NIT Season Tip-Off (Campus Round); # NIT Season Tip-Off (Brooklyn, N.Y.); ^ Jayhawk Shootout (Kansas City, Mo.); < Big 12/Pac-12 Challenge; \* Big 12 Conference Game

## GAME 12 EASTERN MICHIGAN vs. #5/5 KANSAS

Lawrence, Kan. • Allen Fieldhouse (16,300)  
Saturday, December 29, 2018 • 1 p.m. (CST)

### JAYHAWK TV/ESPN+

**Play-by-Play:** Dave Armstrong  
**Analyst:** Nick Bahe  
**Reporter:** Kennetra Pulliams  
**Producer:** Curtis Lorenz

### JAYHAWK RADIO NETWORK

**Radio:** IMG Jayhawk Radio Network  
**Webcast:** KUathletics.com/Radio  
**Play-by-Play:** Brian Hanni  
**Analyst:** Greg Gurley  
**Producer/Engineer:** Steve Kincaid

### TIP-OFF

- No. 5/5 Kansas (10-1) returns home to close out the 2018 calendar year playing host to Eastern Michigan (6-6) on Saturday, Dec. 29, at 1 p.m., (CT) on Jayhawk TV/ESPN+.
- Kansas and Eastern Michigan are meeting for the first time in men's basketball. The Jayhawks are 14-1 all-time against current membership of the Mid-American Conference (MAC).
- Kansas is 85-11 following a loss in the Bill Self era. Since 2013-14, the Jayhawks are 35-3 following a loss. When the game following a loss is in Allen Fieldhouse, KU is 46-3 in the Bill Self era.
- The Jayhawks are looking to close out the first two months of the season with one or fewer losses for the eighth time in Bill Self's 16 seasons. KU has entered January undefeated on four occasions, and with just one loss three times.
- Twenty-eighteen was a historic year for KU basketball, marking the only calendar year in the 120 of its existence that the program won a league title, advanced to a Final Four, touted a consensus First Team All-American, entered the following season as preseason No. 1 and claimed 30 or more victories throughout the course of the year.
- Kansas is 30-7 in the 2018 calendar year, marking the 10th time KU has tallied 30 or more wins in a calendar year in the Bill Self era (15 years).
- Six of Kansas' first 11 games this season have been decided by six points or less. Three of the last four contests have been decided by four points or less.
- Kansas is the only team in the Big 12 with two players ranked in the top five in the league in scoring. Redshirt junior F Detric Lawson is first in scoring at 20.6 ppg, while senior G Lagerald Vick is fifth at 16.8 ppg.
- Detric Lawson is the only player in the Big 12 to average a double-double with 20.6 ppg and 11.4 rpg. Lawson also leads the Big 12 with eight double-doubles, which is tied for fifth nationally.

## SERIES AT A GLANCE (MORE ON PG 6)

OVERALL	FIRST MEETING
In Lawrence (Allen Fieldhouse)	-
KU vs. MAC	KU leads, 14-1



81.2	<< POINTS PER GAME	71.2
48.2	<< FG%	46.0
35.9	<< 3FG%	27.3
68.8	<< FT%	62.8
39.3	<< REBOUNDS PER GAME	38.2
14.7	<< ASSISTS PER GAME	13.6
3.8	BLOCKS PER GAME >>	4.8
7.5	STEALS PER GAME >>	8.0
70.5	SCORING DEFENSE >>	69.6
40.5	<< FG% DEFENSE	42.9
33.3	<< 3FG% DEFENSE	35.7
+4.1	<< REBOUND MARGIN	+3.9
1.2	<< AST-TO RATIO	1.0

## LAST GAME STARTERS

11 DOTSON FR • GUARD	5 GRIMES FR • GUARD	24 VICK SR • GUARD	0 GARRETT SO • GUARD	1 LAWSON R-JR • FORWARD
MIN 31.8	MIN 24.6	MIN 35.4	MIN 27.4	MIN 32.3
PPG 10.8	PPG 7.4	PPG 16.8	PPG 6.1	PPG 20.6
FG% 51.9%	FG% 37.5%	FG% 50.0%	FG% 32.1%	FG% 53.2%
3FG% 42.9%	3FG% 28.9%	3FG% 50.0%	AST 2.5	REB 11.4
AST 3.0	AST 2.2	AST 1.8	REB 3.7	AST 2.3

## COMMUNICATIONS

**CHRIS THEISEN**  
Asst. AD for Comm.  
e theisen@ku.edu  
c 785.331.9356

**BRAD GILBERT**  
Asst. Comm. Director  
e bgilbert@ku.edu  
c 785.424.4008

## NUMERICAL ROSTER

NO.	NAME	POS.	HT.	WT.	YR.	EXP.	HOMETOWN / HIGH SCHOOL / PREVIOUS SCHOOL
0	Marcus Garrett	G	6-5	195	So.	1L	Dallas, Texas / Skyline HS
1	Dedric Lawson	F	6-9	235	RS-Jr.	TR	Memphis, Tenn. / Hamilton HS / Memphis
2	Charlie Moore	G	5-11	180	RS-So.	TR	Chicago, Ill. / Morgan Park HS / California
5	Quentin Grimes	G	6-5	210	Fr.	HS	The Woodlands, Texas / College Park HS
10	Elijah Elliott	G	6-3	185	Fr.	HS	Southlake, Texas / Carroll Senior HS
11	Devon Dotson	G	6-2	185	Fr.	HS	Charlotte, N.C. / Providence Day School
12	Chris Teahan	G	6-4	195	So.	1L	Leawood, Kan. / Rockhurst HS
13	K.J. Lawson	G	6-8	210	RS-So.	TR	Memphis, Tenn. / Hamilton HS / Memphis
20	Garrett Luinstra	G	6-2	155	Fr.	HS	Lawrence, Kan. / Lawrence Free State HS
22	Silvio De Sousa	F	6-9	245	So.	1L	Luanda, Angola / IMG Academy [Fla.]
24	Lagerald Vick	G	6-5	190	Sr.	3L	Memphis, Tenn. / Douglass HS
30	Ochai Agbaji	G	6-5	210	Fr.	HS	Kansas City, Mo. / Oak Park HS
33	David McCormack	F	6-10	265	Fr.	HS	Norfolk, Va. / Oak Hill Academy
35	Udoka Azubuike	C	7-0	270	Jr.	2L	Delta, Nigeria / Potter's House Christian Academy [Fla.]
44	Mitch Lightfoot	F	6-8	225	Jr.	2L	Gilbert, Ariz. / Gilbert Christian HS

## COACHING STAFF

NAME	POSITION // YEAR AT KU	ALMA MATER // YEAR
Bill Self	Head Coach // 16th	Oklahoma State // 1985
Kurtis Townsend	Assistant Coach // 15th	Western Kentucky // 1982
Norm Roberts	Assistant Coach // 8th	Queens College // 1987
Jerrance Howard	Assistant Coach // 6th	Illinois // 2004
Brennan Bechard	Dir. of Operations // 8th	Kansas // 2009
Fred Quartlebaum	Dir. of S-A Development // 5th	Fordham // 1989
Jeremy Case	Video Coordinator // 4th	Kansas // 2005

## PRONUNCIATIONS

Udoka Azubuike..... you-DOE-kuh az-uh-BOO-kuu  
 Silvio De Sousa..... deh-SOE-suh  
 Devon Dotson..... DEH-vawn  
 Dedric Lawson..... DEE-drik  
 Garrett Luinstra..... loo-IN-struh  
 Ochai Agbaji..... OH-chie uh-BAH-gée

## RADIO/TV ROSTER



**0** **MARCUS GARRETT**  
So. · G · 6-5 · 195  
Dallas, Texas




**1** **DEDRIC LAWSON**  
R-Jr. · F · 6-9 · 235  
Memphis, Tenn.



**2** **CHARLIE MOORE**  
R-So. · G · 5-11 · 180  
Chicago, Ill.



**5** **QUENTIN GRIMES**  
Fr. · G · 6-5 · 210  
The Woodlands, Texas



**10** **ELIJAH ELLIOTT**  
Fr. · G · 6-3 · 185  
Southlake, Texas




**11** **DEVON DOTSON**  
Fr. · G · 6-2 · 185  
Charlotte, N.C.



**12** **CHRIS TEAHAN**  
So. · G · 6-4 · 195  
Leawood, Kan.



**13** **K.J. LAWSON**  
R-So. · G · 6-8 · 210  
Memphis, Tenn.



**20** **GARRETT LUINSTRA**  
Fr. · G · 6-2 · 155  
Lawrence, Kan.



**22** **SILVIO DE SOUSA**  
So. · F · 6-9 · 245  
Luanda, Angola



**24** **LAGERALD VICK**  
Sr. · G · 6-5 · 190  
Memphis, Tenn.



**30** **OCHAI AGBAJI**  
Fr. · G · 6-5 · 210  
Kansas City, Mo.



**33** **DAVID MCCORMACK**  
Fr. · F · 6-10 · 265  
Norfolk, Va.



**35** **UDOKA AZUBUIKE**  
Jr. · C · 7-0 · 270  
Delta, Nigeria



**44** **MITCH LIGHTFOOT**  
Jr. · F · 6-8 · 225  
Gilbert, Ariz.



**BILL SELF**  
Head Coach  
16th Season



**KURTIS TOWNSEND**  
Assistant Coach  
15th Season



**NORM ROBERTS**  
Assistant Coach  
Eighth Season



**JERRANCE HOWARD**  
Assistant Coach  
Sixth Season



**BRENNAN BECHARD**  
Director of Operations  
Eighth Season



**FRED QUARTLEBAUM**  
Dir. of S-A Development  
Fifth Season

## EASTERN MICHIGAN EAGLES

NO.	NAME	POS.	HT.	WT.	CL.	HOMETOWN / PREVIOUS SCHOOL(S)
0	Jorden Peterson	G	6-4	175	R-Fr.	Detroit, Mich. / CMA
1	Daivon Stephens	F	6-6	206	Fr.	Pittsburgh, Pa. / Penn Hills Senior
2	James Thompson IV	F/C	6-10	241	Sr.	Baton Rouge, La. / Parkview Baptist
3	Paul Jackson	G	6-2	178	Gr.-Sr.	Stone Mountain, Ga. / Martin Luther King Jr. / Eastern Kentucky
5	Elijah Minnie	G	6-9	212	Gr.-Sr.	Pittsburgh, Pa. / Lincoln Park / Robert Morris
10	Malik Ellison	G	5-8	170	So.	Flint, Mich. / Beecher
12	Boubacar Toure	C	6-11	241	Gr.-Jr.	Dakar, Senegal / Phase One Academy / Grand Canyon
20	Bud Jones	F	6-8	265	So.	Anderson, S.C. / TL Hanna
21	Kevin McAdoo	G	6-2	167	So.	Pontiac, Mich. / West Bloomfield
22	Tariq Silver	G	6-5	202	R-Fr.	Clarksville, Tenn. / Northwest
23	Damari Parris	G	6-1	157	Jr.	Bowie, Md. / Evelyn Mack Academy / Trinity Valley CC
25	Andre Rafus Jr.	G/F	6-9	178	Fr.	Baltimore, Md. / Reach Partnership at Lake Clifton
30	Jalen King	F	6-9	215	So.	Pasco, Wash. / Kings Academy
31	Ty Groce	F	6-7	207	R-So.	Ypsilanti, Mich. / Lincoln
32	Isaiah Green	F	6-7	204	Sr.	Southfield, Mich. / Southfield / Lansing CC
33	Derek Ballard Jr.	F	6-8	229	R-Fr.	Southfield, Mich. / Southfield-Lathrup

**Head Coach:** Rob Murphy (Central State U '92)

**Associate Head Coach:** Kevin Mondro **Assistant Coaches:** Matt Cline, Jimmy Wooten

## ABOUT KANSAS

No. 5/5 Kansas is 10-1 and looking to bounce back from its first loss of 2018-19, 80-76, at No. 18/19 Arizona State on Dec. 22. Through 11 games, Kansas ranks in the top three in the Big 12 in scoring offense (second at 81.2), rebounding (third at 39.3) and steals (third at 7.5). KU has a +10.7 scoring margin, +4.1 rebound margin and has outrebounded eight of 11 opponents this season. KU also averages 7.1 3-pointers made, 14.7 assists and 3.8 blocked shots per game.

Redshirt junior F Detric Lawson has four-straight double-doubles and a Big 12-leading eight for the season, which is tied for fifth nationally. After his season-high 30 points at Arizona State (12/22), Detric Lawson has scored 20 or more points in seven of his last eight games. He leads the Big 12 in scoring at 20.6 ppg and rebounding at 11.4 rpg. He is the only player in the league averaging a double-double. A three-time Big 12 Player of the Week (11/12, 11/26, 12/26) and two-time league newcomer of the week (12/3, 12/17), Lawson is tied for second on the team with 25 assists.

Senior G Lagerald Vick is next in scoring at 16.8 points per game, which is fifth in the league. He leads the Big 12 in 3-point field goals made per game at 3.0 and in 3-point field goal percentage at 50.0 percent, which is tied for fifth nationally. Vick is 37-of-74 from beyond the arc, making almost half of KU's 78 treys this season. His 17 steals are second on the squad.

## NCAA DI 3-POINT PERCENTAGE LEADERS

RNK	PLAYER (SCHOOL)	3PT-3PTA	3PT%
1	Noah Baumann (San Jose St.)	28-49	57.1
2	Brendan Barry (Dartmouth)	51-94	54.3
3	D'Mitrik Trice (Wisconsin)	36-67	53.7
4	Nate Navigato (Toledo)	40-75	52.6
<b>15</b>	<b>Lagerald Vick (Kansas)</b>	<b>37-74</b>	<b>50.0</b>

*Min. 2.5 made per game | Through games played on Dec. 25, 2018*

Junior C Udoka Azubuike left the Wofford (12/4) game with a sprained ankle and is out indefinitely. Azubuike scores 12.9 points per game and his 6.1 rebound average would be 10th in the league. Azubuike's 10 blocked shots are tied for the team lead with Detric Lawson.

Freshman G Devon Dotson is a starter who leads KU with 33 assists and is third on the team with 15 steals. Dotson averages 10.8 points per game. Freshman G Quentin Grimes has started all 11 games and is second on the team with 11 3-pointers made to complement his 7.4 scoring average. Grimes also has 24 assists this season.

Sophomore G Marcus Garrett has started the last five games and leads Kansas with 18 steals. He has eight thefts in the last

three games. Garrett is averaging 6.1 points and 3.7 rebounds and is tied with Detric Lawson for second on the team with 25 assists. Redshirt sophomore G Charlie Moore has one start this season and is averaging 4.7 points per game with 10 3-pointers made, which is third-most on the team.

Freshman F David McCormack (2.7 ppg, 2.4 rpg) has five blocked shots in his 10 games played. Other KU regulars include redshirt sophomore G K.J. Lawson (2.5 ppg, 2.2 rpg, 8.7 mpg) and junior F Mitch Lightfoot (2.2 ppg, 2.4 rpg). Lightfoot is third on the team with eight blocked shots.

## ABOUT EASTERN MICHIGAN

Located in Ypsilanti, Michigan, with an enrollment of 21,105, Eastern Michigan is 6-6 on the season after its 90-72 win against Siena Heights on Dec. 22. The Eagles are coached by Rob Murphy who is 135-116 in his eighth season as a head coach with every year at EMU. Eastern Michigan will be looking for its first road win of the season on its fifth try when it visits Allen Fieldhouse. EMU averages 71.2 points per game and has a +1.7 scoring margin. The Eagles pull down 38.2 rebounds per game with a +3.9 rebound margin. Eastern Michigan also averages 13.6 assists, 8.0 steals and 4.8 blocked shots per game.

Senior G Paul Jackson leads Eastern Michigan in scoring at 12.6 points per game. Jackson also has a team-high 49 assists. Senior G/F Elijah Minnie's 17 3-pointers are the most on the team as he scores 11.5 points per game and pulls down 4.1 rebounds per contest. Minnie is tied for the team high with 15 steals.

Junior C Boubacar Toure leads Eastern Michigan in blocked shots with 20 and his 8.4 rebound average is second on the team. Toure averages 10.4 points per game, just ahead of senior F/C James Thompson IV's 9.8. Thompson leads the Eagles with a 9.4 rebound average. Junior G Damari Parris is second on the team with 30 assists to complement his 5.0 points per game.

Sophomore G Kevin McAdoo is tied with Minnie for the team high with 15 steals. McAdoo scores 8.3 points and his 14 3-pointers are second most on the team. Sophomore F Ty Groce (6.2 ppg, 3.9 rpg) has 14 steals. Other EMU regulars include freshman G Tariq Silver (3.1 ppg) and sophomore G Malik Ellison (2.8 ppg).

## THE SERIES

This will be the first meeting between Kansas and Eastern Michigan in men's basketball.

Kansas is 14-1 against current membership of the Mid-American Conference (MAC): 3-0 vs. Ohio, 3-0 vs. Toledo, 2-1 vs. Ball State, 2-0 vs. Kent State, 2-0 vs. Miami (Ohio), 1-0 vs. Bowling Green and 1-0 vs. Western Michigan.

## 2018-19 QUICK FACTS

## GENERAL INFORMATION

Location	Lawrence, Kan.
Enrollment	28,510
Founded	1866
Nickname	Jayhawks
School Colors	Crimson (Pantone 186) and Blue (Pantone 293)
Conference	Big 12
Chancellor	Douglas A. Girod
Athletics Director	Jeff Long
Deputy Athletics Director (MBB)	Sean Lester
Athletics Website	www.KUathletics.com
Ticket Office Phone	1.800.34.HAWKS (42957)

## HISTORY

Seasons of Basketball	120th
First Season	1889-90
All-Time Record (Win %)	2,258-850 (.727)
Conference Regular-Season Titles (last)	61 (2018)
Conference Postseason Tourn. Titles (last)	15 (2018)
NCAA Tournament Appearances (last)	47 (2018)
NCAA Tournament Record	107-46
Consecutive NCAA Appearances	29 (1990-pres.)
NCAA Final Four Appearances (last)	15 (2018)
NIT Appearances (last)	2 (1969)

## ALLEN FIELDHOUSE

Year Opened (Seasons)	1955 (64th season)
Capacity	16,300
Consecutive Sellouts	281 games (Since 2001-02)
All-Time Record (Win %)	778-113 (.873)
Record under Bill Self (Win %)	240-13 (.949)

## COACHING STAFF

Head Coach	Bill Self (Oklahoma State, '85)
Record at KU	457-97 (16th season)
Overall Record	664-202 (26th season)
Assistant Coach	Kurtis Townsend (W. Kentucky, '82)
	15th season
Assistant Coach	Norm Roberts (Queens College, '87)
	Eighth season
Assistant Coach	Jerrance Howard (Illinois, '04)
	Sixth season

## 2017-18 REVIEW

Overall Record	31-8 (.795)
Big 12 Record (Finish)	13-5 (1st)
Home Record	14-4 (14-3 in AFH)
Road Record	7-3
Neutral Record	10-1
Big 12 Championship	No. 1 Seed / Champion vs. WVU - W, 81-70
NCAA Tournament	No. 1 Seed / Final Four vs. Villanova - L, 79-95
Associated Press Poll Ranking (final)	4
USA TODAY Coaches' Poll Ranking (final)	3

## 2018-19 TEAM INFORMATION

Letterwinners Returning / Lost	6 / 6
Starters Returning / Lost	2 / 3
Newcomers	9
Fr / So / Jr / Sr	5 / 5 / 3 / 1

## COMMUNICATIONS

Todd Kober	Assoc. AD/Executive Dir. External Branding
Chris Theisen	Assistant AD Communications (MBB)
Phone	785.331.9356
Email	.theisen@ku.edu
Brad Gilbert	Asst. Communications Director (MBB)
Phone	785.424.4008
Email	brgilbert@ku.edu
Mailing Address	Kansas Athletics Communications 1651 Naismith Drive, Parrott 1400 Lawrence, KS 66045-4069
Main Office Phone	785.864.3417
Twitter/Instagram	@KUHoops
Facebook	/KansasBasketball
Hashtags	#KUBball #RockChalk #PayHead

## 2018-19 MEDIA INFORMATION

### Weekly Press Conference

Bill Self will conduct press conferences throughout the season. Media members should contact the communications office for accurate dates and times. Video of the press conference will stream live on [ESPN+](#). Remaining schedule: December 31; January 7, 17, 24; February 14, 21, 28; March 7, 11, 17.

### Big 12 Teleconference

The Big 12 Conference conducts weekly interviews with every league head coach throughout the season. Bill Self's scheduled time is from 10:00-10:08 a.m. each week. Contact the Big 12 office for the appropriate phone number and for the entire lineup of coaches' times. Schedule: January 3, 10, 17, 24, 31; February 7, 14, 21, 28; March 11.

### Hawk Talk Radio Show

Hawk Talk, Bill Self's radio show, airs week during the season from 6-7 p.m. on most Jayhawk Radio IMG Network stations. March 11 is the final show of the season. Hawk Talk will originate from the Johnny's Tavern West in Lawrence. Remaining Schedule: January 8, 15, 22, 30; February 6, 12, 19, 26; March 6, 11.

### Credentials

Please apply at [KUathletics.com/media](http://KUathletics.com/media)

## JAYHAWK IMG RADIO NETWORK AFFILIATES

Abilene/Salina	KDJM-101.7 FM
Coffeyville	KGGF-104.1 FM
Concordia	KNCK-94.9 FM
Dodge City	KGNO-1370 AM
Emporia	KVOE-1400 AM
Fort Scott	KMDO-1400 AM
Fort Scott	KOMB-103.9 FM
Garden City	KBUF-1030 AM
Glen Elder	KZDY-96.3 FM
Goodland/Colby	KWGB-97.9 FM
Great Bend/Larned	KBGL-106.9 FM
Hays	KAYS-1400 AM
Hutchinson	KSKU-94.7 FM
Iola	KIOL-1370 AM
Kansas City	KCTE-1510 AM
Kansas City	KCTE-99.3 FM
Kansas City	WHB-810 AM
Lawrence (Flagship)	KLWN-1320 AM
Lawrence (Flagship)	KKSW-105.9 FM
Liberal	KSCB-1270 AM
Marysville	KNDY-95.5 FM
Parsons	KLKC-1540 AM
Parsons	KLKC-93.5 FM
Phillipsburg	KKAN-1490 AM
Phillipsburg	KQMA-92.5 FM
Russell	KRSL-95.9 FM
Topeka	KMAJ-1440 AM
Topeka	KWIC-99.3 FM
Wellington	KLEY-100.3 FM
Wichita	KFH-1240 AM
Wichita	KFH-97.5 FM

## ASSOCIATED PRESS (AP)

DECEMBER 24, 2018

RANK	SCHOOL (FIRST PLACE VOTES)	RECORD	POINTS
1	Duke (35)	11-1	1529
2	Michigan (9)	12-0	1472
3	<b>Tennessee (12)</b>	<b>10-1</b>	<b>1471</b>
4	Virginia (4)	11-0	1427
5	<b>KANSAS (4)</b>	<b>10-1</b>	<b>1386</b>
6	Nevada	12-0	1316
7	Gonzaga	11-2	1199
8	<b>Michigan State</b>	<b>10-2</b>	<b>1146</b>
9	Florida State	11-1	1061
10	Virginia Tech	10-1	924
11	<b>Texas Tech</b>	<b>10-1</b>	<b>845</b>
12	Auburn	10-2	770
13	Ohio State	11-1	737
14	North Carolina	8-3	678
15	Wisconsin	10-2	673
16	<b>Kentucky</b>	<b>9-2</b>	<b>664</b>
17	<b>Arizona State</b>	<b>9-2</b>	<b>626</b>
18	<b>Marquette</b>	<b>10-2</b>	<b>538</b>
19	Mississippi State	11-1	518
20	NC State	11-1	292
21	Buffalo	11-1	279
22	Houston	12-0	274
23	Indiana	11-2	247
24	Iowa	10-2	178
25	<b>Oklahoma</b>	<b>11-1</b>	<b>163</b>

**OTHERS RECEIVING VOTES:** Nebraska 160, **Kansas State 69**, St. John's 67, Villanova 44, Iowa State 11, Cincinnati 11, **TCU 6**, Seton Hall 5, Louisville 4, Purdue 3, Furman 2, Belmont 2, San Francisco 1, Pennsylvania 1, NJIT 1

## WEEK-BY-WEEK RANKINGS

WEEK	AP	COACHES	NCAA NET
Preseason	1 (37)	1 (14)	-
Nov. 12	2 (14)	-	-
Nov. 19	2 (7)	2	-
Nov. 26	2 (31)	2 (15)	11
Dec. 3	2 (19)	2 (10)	14
Dec. 10	1 (57)	1 (26)	6
Dec. 17	1 (56)	1 (27)	5
Dec. 24	5 (4)	5 (2)	-
Dec. 31	-	-	-
Jan. 7	-	-	-
Jan. 14	-	-	-
Jan. 21	-	-	-
Jan. 28	-	-	-
Feb. 4	-	-	-
Feb. 11	-	-	-
Feb. 18	-	-	-
Feb. 25	-	-	-
March 4	-	-	-
March 11	-	-	-

( ) - First place votes in parenthesis

## USA TODAY (COACHES)

DECEMBER 24, 2018

RANK	SCHOOL (FIRST PLACE VOTES)	RECORD	POINTS
1	Virginia (10)	11-0	757
2	Duke (9)	11-1	755
3	<b>Tennessee (7)</b>	<b>10-1</b>	<b>734</b>
4	Michigan (4)	12-0	722
5	<b>KANSAS (2)</b>	<b>10-1</b>	<b>670</b>
6	Nevada	12-0	659
7	<b>Michigan State</b>	<b>10-2</b>	<b>587</b>
8	Gonzaga	11-2	576
9	Florida State	11-1	508
10	Virginia Tech	10-1	475
11	Ohio State	11-1	418
11	Auburn	10-2	418
13	<b>Texas Tech</b>	<b>10-1</b>	<b>391</b>
14	North Carolina	8-3	334
15	<b>Kentucky</b>	<b>9-2</b>	<b>331</b>
16	Wisconsin	10-2	288
17	Mississippi State	11-1	278
17	<b>Arizona State</b>	<b>9-2</b>	<b>278</b>
19	Houston	12-0	203
20	<b>Marquette</b>	<b>10-2</b>	<b>167</b>
21	Iowa	10-2	128
22	Buffalo	11-1	117
23	Nebraska	10-2	113
24	North Carolina State	11-1	112
25	Indiana	11-2	90

**OTHERS RECEIVING VOTES:** Oklahoma 71, St. John's 39, Cincinnati 34, Villanova 30, Maryland 28, Iowa State 22, Kansas State 21, TCU 17, Furman 9, Central Florida 8, North Texas 3, Louisville 3, Seton Hall 3, Belmont 1, Penn 1, San Francisco 1

## RANKINGS BREAKDOWN

	AP	COACHES
Weeks in Top 25	758 (273)	530 (286)
Weeks in Top 10	548 (206)	422 (219)
Weeks in Top 5	335 (129)	288 (142)
Weeks at No. 1	69 (29)	61 (30)
Most Consecutive Weeks in Top 25	188* (188*)	192* (192*)
Most Consecutive Weeks at No. 1	15 (9)	15 (9)
W-L vs Top 25	225-191 (93-46)	-
Home vs Top 25	86-47 (40-6)	-
Away vs Top 25	52-74 (23-19)	-
Neutral vs Top 25	87-70 (30-21)	-
W-L vs Top 10	100-107 (40-20)	-
Home vs Top 10	34-31 (14-2)	-
Away vs Top 10	21-35 (10-6)	-
Neutral vs Top 10	45-41 (16-12)	-

( ) - Bill Self era in parenthesis

\* - Current Streak - longest active in the NCAA

## 2018-19 BIG 12 STANDINGS (AS OF 12.26.18)

Team	BIG 12						OVERALL					
	Record	Pct	Home	Away	Neutral	Streak	Record	Pct	Home	Away	Neutral	Streak
Oklahoma	0-0	.000	0-0	0-0	0-0	-	11-1	.917	5-0	3-0	3-1	W7
TCU	0-0	.000	0-0	0-0	0-0	-	11-1	.917	6-1	2-0	3-0	W8
<b>KANSAS</b>	<b>0-0</b>	<b>.000</b>	<b>0-0</b>	<b>0-0</b>	<b>0-0</b>	<b>-</b>	<b>10-1</b>	<b>.909</b>	<b>7-0</b>	<b>0-1</b>	<b>3-0</b>	<b>L1</b>
Texas Tech	0-0	.000	0-0	0-0	0-0	-	10-1	.909	7-0	0-0	3-1	L1
Iowa State	0-0	.000	0-0	0-0	0-0	-	10-2	.833	7-0	1-1	2-1	W3
Kansas State	0-0	.000	0-0	0-0	0-0	-	9-2	.818	7-0	0-2	2-0	W3
Baylor	0-0	.000	0-0	0-0	0-0	-	7-4	.636	5-2	1-1	1-1	W1
Texas	0-0	.000	0-0	0-0	0-0	-	7-4	.636	5-3	0-0	2-1	L1
West Virginia	0-0	.000	0-0	0-0	0-0	-	7-4	.636	5-1	0-0	2-3	W1
Oklahoma State	0-0	.000	0-0	0-0	0-0	-	5-6	.455	3-1	0-3	2-2	W1

**A KANSAS WIN WOULD...**

Make Kansas 11-1 heading into Big 12 play ... Make KU 86-11 following a loss in the Bill Self era ... Give KU a 1-0 series edge against Eastern Michigan ... Make Kansas 6-1 in the month of December ... Give Kansas its 11th-straight win in Allen Fieldhouse ... Make KU 779-113 all-time in Allen Fieldhouse, including 241-13 under head coach Bill Self ... Make Self 458-97 while at Kansas and 665-202 overall ... Make Kansas 2,259-850 all-time.

**A KANSAS LOSS WOULD...**

Make Kansas 10-2, giving Kansas a two-game losing streak for the first time since last season with the previous two-game skid during the 2013-14 campaign ... Make the KU-Eastern Michigan series 1-0 in favor of the Eagles ... Make Kansas 5-2 in the month of December ... End a Kansas 10-game winning streak inside Allen Fieldhouse ... Make KU 778-114 all-time in Allen Fieldhouse, including 240-14 under head coach Bill Self ... Make Self 457-98 while at Kansas and 664-203 overall ... Make Kansas 2,258-851 all-time.

**LAST TIME OUT**

Just a single field goal over the final seven minutes of regulation spelled doom for No. 1/1 Kansas as the Jayhawks fell to No. 18/19 Arizona State, 80-76, Dec. 22 inside Wells Fargo Arena. KU's Dedric Lawson led all scorers with a season-high 30 points and posted his eighth double-double of the season with 14 rebounds. A 15-4 Sun Devil run over the final 4:48 was too much for the visitors as the top-ranked Jayhawks suffered their first loss of the season.

It was all Kansas and all Lawson in the opening 20 minutes, as the KU forward scored 18 of his 30 points to help the Jayhawks take an eight-point lead into the locker room.

But back-to-back triples from Arizona State's Rob Edwards cut the KU edge down to 67-65 with six minutes to play and got the Sun Devils as close as they had been all game. Just a minute later though, Lagerald Vick answered with a four-point play, converting on a 3-pointer of his own to go along with a foul shot, and for the moment, it seemed the Jayhawks had regained the momentum as they led 72-65 with just under five minutes to go.

But that Vick 3-pointer would be the Jayhawks' final field goal of the game as the Sun Devils managed to come up with some key stops and convert on some late free throws to end the contest on a 15-4 run. Kansas had two chances in the final minute to tie or take the lead, but the Jayhawks turned it over on both trips down the floor. Arizona State took advantage and closed out the upset, claiming its second win over the Jayhawks in as many years, 80-76.

In addition to Lawson's 30-point outing, his highest of the season, Vick and Devon Dotson joined their teammate in double-figures, scoring 14 and 12 points, respectively. Despite posting a season-best 94 percent clip (15-of-16) from the free throw line, Kansas allowed a 32 ASU free throw attempts, which the Sun Devils converted into 20 points.

**ARIZONA STATE LEFTOVERS & NOTABLES**

- The loss made Kansas 10-1, ending a 10-game winning streak, the longest at KU since the 2016-17 season.
- The loss also ended a KU three-game winning streak in non-conference true road games, giving KU its first true non-league road loss since Dec. 22, 2014, at Temple.
- KU led 72-65 with five minutes remaining, marking just the 16th time in the Bill Self era the Jayhawks have lost when leading with 5:00 left in regulation. Kansas is now 419-16 in the last 16 seasons in those instances.
- Kansas set season highs in 3-point field goal attempts (28), free throw percentage (93.8) and turnovers (16).
- When ranked No. 1 in the country, Kansas dropped its all-time record to 33-11 when on the road.
- The Jayhawks are 50-61 (82.0 percent) from the free throw line in their last three contests.
- With the Jayhawks' largest lead of 12 points, the loss marked the largest lead blown in a KU loss since Iowa State came back from a 15-point deficit to beat Kansas in Lawrence on Feb. 4, 2017.
- The KU bench managed just five points, a season low. ASU's bench, on the other hand, scored 26, the second-most in 2018-19 by a KU opponent after South Dakota's bench put in 30 of the team's 53 total points on Tuesday night (12/18).
- Arizona State's 32 free throw attempts were the most by a KU opponent since Dec. 3, 2016, when Stanford shot 37 charities in a Jayhawk win in Lawrence.
- Dedric Lawson posted his eighth double-double, fourth-straight, of the season by pulling down 14 rebounds. Of those 14 total rebounds, he tied his season high with 12 on the defensive glass.
- Redshirt sophomore G Charlie Moore had two steals and has seven thefts in his last four games.

**CLOSING OUT AN INCREDIBLE 2018**

The 2018 calendar year will go down as one of the most memorable in program history. It started on a sour note with a 73-85 loss to Texas Tech in Allen Fieldhouse on Jan. 2, the Red Raiders' first-ever win in Lawrence. But after that, 2018 proved to be a highlight-filled year for the Jayhawks. Here are just a few of the achievements that came the Jayhawks' way over the last 365 days:

- KU won its 61st and 14th-straight regular-season league title, both figures are NCAA DI records.
- Kansas also won its 15th postseason conference tournament title.
- Devonte' Graham claimed both Big 12 Player of the Year and Consensus First Team All-America honors.
- KU was a No. 1 seed in the NCAA Tournament for the 14th time and advanced to the Final Four for the 15th time.
- Graham and Sviatoslav Mykhailiuk became KU's 81st and 82nd NBA Draft selections, each getting picked in the second round of the June draft.
- Kansas found itself ranked No. 1 in the 2018-19 Associated Press preseason poll, marking the third time in the AP poll's history KU has entered a season at No. 1.
- The Jayhawks won the NIT Season Tip-Off in November, giving KU its fifth-straight in-season tournament championship.
- Kansas won 30 games in the 2018 calendar year (30-7 entering Dec. 29), marking the 10th time under Bill Self the Jayhawks have won 30 or more games in a calendar year.



NCAA TOP-150



BIG 12 TOP-10

**STATISTIC RANKINGS**

(as of 12.25.2018)

	STAT	NCAA	BIG 12
W-L%	.909	1st	3rd
SCORING	81.2	46th	2nd
SCORING DEFENSE	70.5	131st	9th
SCORING MARGIN	+10.7	55th	4th
REBOUNDING	39.3	67th	3rd
REBOUNDING DEF.	35.2	-	7th
REBOUNDING MARGIN	+4.1	87th	8th
ASSISTS	14.7	106th	5th
ASSIST-TO RATIO	1.2	106th	4th
TURNOVER MARGIN	+2.2	68th	6th
STEALS	7.5	82nd	3rd
BLOCKED SHOTS	3.8	133rd	9th
FG %	48.2	34th	4th
FG % DEF.	40.5	74th	8th
3FG MADE	7.1	-	7th
3FG%	35.9	63rd	4th
3FG% DEF.	33.3	-	8th
FT%	68.8	-	4th

**INDIVIDUAL (ALL GAMES)****SCORING**

Dedric Lawson	20.6	56th	1st
Lagerald Vick	16.8	150th	5th

**FIELD GOAL PERCENTAGE (MIN. 5 MADE PER GAME)**

Dedric Lawson	53.2	-	13th
---------------	------	---	------

**FREE THROWS MADE**

Dedric Lawson	52	61st	2nd
---------------	----	------	-----

**FREE THROWS ATTEMPTED**

Dedric Lawson	67	71st	1st
---------------	----	------	-----

**3-POINT FIELD GOALS MADE PER GAME**

Lagerald Vick	3.4	25th	1st
---------------	-----	------	-----

**3-PT FIELD GOAL PERCENTAGE (MIN. 2.5 MADE PER GAME)**

Lagerald Vick	50.0	5th	1st
---------------	------	-----	-----

**REBOUNDING**

Dedric Lawson	11.4	6th	1st
---------------	------	-----	-----

**OFFENSIVE REBOUNDS**

Dedric Lawson	3.2	38th	2nd
---------------	-----	------	-----

**STEALS**

Marcus Garrett	1.8	94th	6th
----------------	-----	------	-----

**DOUBLE-DOUBLES**

Dedric Lawson	8	6th	1st
---------------	---	-----	-----

**MINUTES**

Lagerald Vick	35.4	60th	1st
Dedric Lawson	32.3	-	7th
Devon Dotson	31.8	-	10th



ALL-TIME SERIES

OVERALL	FIRST MEETING
Home (Allen Fieldhouse)	-
Away	-
Neutral Sites	-
<b>Current Series Streak</b>	-
Longest KU Winning Streak	-
Longest KU Losing Streak	-
Largest KU Margin of Victory	-
Largest KU Margin of Defeat	-

2018-19 ACCOLADES

TEAM

- NIT Season Tip-Off Champion
- Preseason No. 1 in Associated Press Poll
- Preseason No. 1 in USA TODAY Coaches' Poll
- Preseason No. 1 in Big 12 Conference Coaches' Poll

UDOKA AZUBUIKE

- Kareem Abdul-Jabbar Center of the Year Award Candidate (1 of 20)
- Preseason All-Big 12 Honorable Mention

DEVON DOTSON

- Bob Cousy Point Guard of the Year Award Candidate (1 of 20)

QUENTIN GRIMES

- Big 12 Newcomer of the Week (11.12.18)
- Wooden Award Preseason Watch List (1 of 50)
- Naismith Trophy Watch List (1 of 50)
- Jerry West Shooting Guard of the Year Candidate (1 of 20)
- Preseason Big 12 Freshman of the Year
- Preseason All-Big 12 Honorable Mention

DEDRIC LAWSON

- Big 12 Player of the Week (12.26.18)
- Oscar Robertson Trophy Midseason Watch List (12.21.18)
- Big 12 Newcomer of the Week (12.17.18)
- Big 12 Newcomer of the Week (12.3.18)
- Big 12 Player of the Week (11.26.18)
- NIT Season Tip-Off MVP & All-Tournament Team
- Big 12 Player of the Week (11.12.18)
- Wooden Award Preseason Watch List (1 of 50)
- NABC Player of the Year candidate (1 of 20)
- Naismith Trophy Watch List (1 of 50)
- Preseason Associated Press All-America
- Karl Malone Power Forward of the Year Award Candidate (1 of 20)
- Preseason All-Big 12 First Team

LAGERALD VICK

- Big 12 Player of the Week (12.3.18)
- NIT Season Tip-Off All-Tournament Team
- Big 12 Player of the Week (11.19.18)

30-POINT GAMES UNDER BILL SELF

Redshirt junior F Detric Lawson scored a season-high 30 points at Arizona State (12/22). Lawson's feat marked the 31st time in the Bill Self era that a Jayhawk has posted 30 or more points in a game. KU senior G Lagerald Vick accomplished the feat twice earlier this season.

30-POINT GAMES UNDER BILL SELF

PTS	PLAYER	OPPONENT (DATE)
41	Andrew Wiggins	at West Virginia (3-8-14)
39	Elijah Johnson	at Iowa State (2-25-13)
36	Ben McLemore	vs. West Virginia (3-2-13)
35	Devonte' Graham	vs. Syracuse (12-2-17)
35	Devonte' Graham	vs. Toledo (11-28-17)
<b>33</b>	<b>Lagerald Vick</b>	<b>vs. Louisiana (11-16-18)</b>
33	Wayne Selden Jr.	vs. Kentucky (1-30-16)
33	Ben McLemore	vs. Iowa State (1-9-13)
33	Marcus Morris	vs. Iowa State (1-12-11)
33	Sherron Collins	vs. Cornell (1-6-10)
33	Julian Wright	at Missouri (2-10-07)
<b>32</b>	<b>Lagerald Vick</b>	<b>vs. Vermont (11-12-18)</b>
32	Malik Newman	vs. Duke (3-25-18)
32	Frank Mason III	vs. Iowa State (2-4-17)
32	Perry Ellis	vs. TCU (2-15-14)
32	Sherron Collins	vs. North Dakota St. (3-20-09)
32	Wayne Simien	vs. Oklahoma State (2-27-05)
31	Josh Jackson	at Texas Tech (2-11-17)
31	Xavier Henry	vs. LaSalle (12-12-09)
31	Wayne Simien	vs. Missouri (3-7-04)
<b>30</b>	<b>Detric Lawson</b>	<b>vs. Arizona State (12-22-18)</b>
30	Malik Newman	vs. Oklahoma State (3-8-18)
30	Frank Mason III	vs. UMKC (12-6-16)
30	Frank Mason III	vs. Indiana (11-11-16)
30	Perry Ellis	vs. Iowa State (3-14-14)
30	Andrew Wiggins	vs. Oklahoma State (3-13-14)
30	Ben McLemore	vs. Kansas State (2-11-13)
30	Thomas Robinson	vs. North Dakota (12-31-11)
30	Mario Chalmers	vs. Texas (3-16-08)
30	Wayne Simien	vs. Oklahoma State (3-12-05)
30	Wayne Simien	vs. UAB (3-26-04)

DOUBLE-DOUBLE MACHINE

Redshirt junior F Detric Lawson leads the Big 12 with eight double-doubles this season, including one in each of his last four outings. Lawson entered the 2018-19 season with 36 double-doubles in his two seasons at Memphis. He had 17 as a freshman in 2015-16 and 19 as a sophomore in 2016-17.

Lawson's 44 career double-doubles are third on the NCAA Division I active list. Lawson is the only non-senior on the NCAA Division I top-10 list.

ACTIVE NCAA DI CAREER DOUBLE-DOUBLE LEADERS

RNK	PLAYER (TEAM)	GMS	DOUBLE-DOUBLES
1	James Thompson VI (E. Mich.)	112	62
2	Jordan Murphy (Minnesota)	109	54
<b>3</b>	<b>Detric Lawson (Memphis/Kansas)</b>	<b>76</b>	<b>44</b>
t4	Devontae Cacok (UNC-Willmington)	109	42
t4	Mike Daum (South Dakota State)	119	42
t4	Jordan Konchar (Purdue-FW)	115	42

*Through games played on Dec. 25, 2018*

KANSAS VS TOP-25 TEAMS

Kansas is 3-1 against top-25 teams in 2018-19. Under head coach Bill Self, KU is now 93-46 against AP-ranked opponents. In his first 15 seasons at KU, Self's Jayhawks have collected four wins or more over top-25 ranked foes in 12 of those seasons, which includes a 38-17 record from 2014-present.

KU's record against top-10 ranked opponents is even more impressive. KU is 18-4 against foes ranked inside the top-10 of the AP poll since 2013-14, including 4-1 in 2017-18. Last season, KU's top-10 wins included Kentucky, West Virginia, Texas Tech and Duke. Since Bill Self's first season, the Jayhawks are 13-3 against AP top-10 teams inside Allen Fieldhouse, which includes KU's current streak of nine-straight home victories against top-10 foes.

KU VS. AP TOP-25 TEAMS UNDER SELF

SEASON	RECORD	VS. TOP-10
2018-19	3-1	2-0
2017-18	8-4	4-1
2016-17	6-3	5-1
2015-16	12-4	4-1
2014-15	10-6	0-1
2013-14	7-2	3-0
2012-13	5-2	2-1
2011-12	7-5	6-4
2010-11	5-1	1-1
2009-10	8-1	2-0
2008-09	3-3	1-2
2007-08	5-2	3-1
2006-07	5-2	2-2
2005-06	3-3	1-2
2004-05	4-2	3-1
2003-04	2-5	1-2
<b>TOTAL</b>	<b>93-46</b>	<b>40-20</b>

LAWSON CLAIMS THIRD BIG 12 PLAYER OF THE WEEK AWARD

After two more double-doubles and his first 30-point outing in a Kansas uniform, redshirt-junior forward Detric Lawson was named the Big 12's Player of the Week it was announced by the league office Dec. 26. Lawson, the conference's leader in scoring and rebounding, earned his fifth weekly award of the season and the third player of the week honor.

UP NEXT



VS.  
**OKLAHOMA**  
Wednesday, January 2  
Lawrence, Kan.  
Allen Fieldhouse (16,300)  
8 p.m. (CT) | ESPN2

Kansas opens Big 12 play by hosting Oklahoma on Wednesday, Jan. 2, at 8 p.m. (Central). The game will be televised on ESPN2.

Kansas is 147-67 all-time against Oklahoma, including a 75-16 record in Lawrence (48-7 in Allen Fieldhouse). KU has won the last 17 clashes with OU in Allen Fieldhouse dating back to Jan. 10, 1994.

Kansas has been 1-0 in conference play for each of the last 27 seasons, a streak which started in 1991-92.

# THIS DAY IN KANSAS BASKETBALL HISTORY

DECEMBER

29

Kansas is 31-19 all-time in games on Dec. 29

**Dec. 29, 1951:** With a 75-65 win over Missouri in the Big Seven Holiday Tournament in Kansas City, the Jayhawks earned the 700th victory in program history. Under the guidance of Coach Phog Allen, the 1951-52 Kansas team finished the season with a 28-3 record and won the program's first NCAA Championship with a win over St. John's. That season, consensus first team All-American Clyde Lovellette became the only player in history to win an NCAA title and lead the nation in scoring in the same season.

Lawson posted back-to-back double-doubles with 16 points and 14 rebounds in a home win against South Dakota and a season-high 30 points with 14 rebounds at No. 18 Arizona State. He has four double-doubles in his last four games and a Big 12-leading eight for the season.

This is the third time in 2018-19, Lawson has earned the player of the week honor and his fifth conference weekly award this season. The Memphis, Tennessee, forward was Big 12 Player of the Week Nov. 12, 26 and now Dec. 27, while also securing Newcomer of the Week accolades on Dec. 2 and Dec. 17.

## SELF TIES WOODEN ON ALL-TIME WINS LIST

With Kansas' win over South Dakota on Dec. 18, head coach Bill Self picked up his 664th career victory, tying him with coaching legend John Wooden, who tallied 664 wins in his 29 seasons at the helm at Indiana State and UCLA from 1947-75.

Self's 664 career wins, 456 of which have come at Kansas, pull him into a tie at 35th on the NCAA DI all-time coaching victories list. Self is one of 15 active coaches among the top-50 on the career wins list.

## ALL-TIME NCAA DI CAREER COACHING WINS

RNK	COACH	WINS	LOSSES	WIN%
33	Rick Barnes	670	359	65.1
34	Gary Williams	668	380	63.7
<b>35</b>	<b>Bill Self</b>	<b>664</b>	<b>202</b>	<b>76.7</b>
35	John Wooden	664	162	80.4
37	Ralph Miller	657	382	63.2

## KANSAS IN THE NATIONAL POLLS

Following its first loss of the season, Kansas fell in the national polls this week, but remained in the top-five. KU checked in at No. 5 in both the Associated Press and the USA TODAY Coaches' polls released on Dec. 24.

Kansas has been ranked in each of the last 188 AP polls dating back to Feb. 3, 2009, which is the longest active streak in NCAA Division I. For the third time in poll history Kansas entered the season ranked No. 1 by Associated Press (AP), as the AP released its poll Oct. 22. Three days later, Oct. 25, Kansas was once again picked No. 1 in the USA TODAY Coaches' Poll.

This is the fifth-straight year the Jayhawks have opened the season in the top five of the coaches' poll. The No. 1 ranking marked the ninth time KU has been preseason No. 3 or higher in the coaches' poll. Additionally, it was the 13th time in the Bill Self era the Jayhawks have been preseason seventh or higher, including each of the last seven seasons.

## TOP-10 TRIUMPHS

With its win over then-No. 5 Tennessee in the title game of the NIT Season Tip-Off on Nov. 23, Kansas extended an impressive streak. The Jayhawks' victory marked their 13th-straight over an Associated Press top-10 opponent in regular-season play. Since the 1996-97 season, no other team in the nation has strung together more than seven regular-season wins over top-10 foes. KU's last regular-season loss to a team ranked in the AP's top-10

came to No. 1 Kentucky in the 2014 Champions Classic (11/18/14).

Even more impressive, prior to its Champions Classic loss to the Wildcats in 2014, the Jayhawks amassed a streak of seven-straight regular-season top-10 victories. This means that Kansas is an astounding 20-1 in its last 21 regular-season contests against top-10 ranked squads.

Since Bill Self took the reins of the Jayhawks in 2003, KU is 40-20 against top-10 teams, which includes postseason play.

## LONGEST REGULAR-SEASON WIN STREAKS VS. AP TOP-10 OPPONENTS (SINCE 1996-97)

SCHOOL	CONSEC. WINS	DATES
<b>KANSAS</b>	<b>13</b>	<b>1/4/16 - PRESENT</b>
Duke	7	2/28/98 - 2/3/99
Kentucky	7	1/29/02 - 1/3/2004
Syracuse	7	11/20/09 - 12/07/10
<b>KANSAS</b>	<b>7</b>	<b>2/8/12 - 1/18/14</b>

## TOUGH COMPETITION

Many talk about how tough the Kansas schedule is for 2018-19. One look at KU's nonconference opponents shows that six foes were preseason selections in their respective league races, with an additional five picked for second-place finishes.

## KU'S NONCON OPPONENTS IN PRESEASON LEAGUE POLLS

CONFERENCE	OPPONENT	PRESEASON PICK
America East	Vermont ( <i>W, 86-68</i> )	1st
Big East	Villanova ( <i>W, 74-71</i> ) Marquette ( <i>W, 77-68</i> )	1st 2nd
Big Ten	Michigan St. ( <i>W, 92-87</i> )	1st
Mid-American	Eastern Michigan	1st
Pac-12	Arizona State ( <i>L, 76-80</i> ) Stanford ( <i>W, 90-84 ot</i> )	6th 9th
SEC	Kentucky Tennessee ( <i>W, 87-81 ot</i> )	1st 2nd
Southern	Wofford ( <i>W, 72-47</i> )	2nd
Summit	South Dakota ( <i>W, 89-53</i> )	2nd
Sun Belt	Louisiana ( <i>W, 89-76</i> )	2nd
WAC	New Mexico St. ( <i>W, 63-60</i> )	1st

*Preseason polls included both those from coaches and media panels*

## PRESEASON ALL-BIG 12

Kansas' Dedric Lawson, Quentin Grimes and Udoka Azubuike each garnered recognition on the 2018-19 Preseason All-Big 12 Team as voted on by the league's men's basketball coaches, the conference office announced Oct. 17.

Lawson was named the 2018-19 Preseason Big 12 Newcomer of the Year, while Grimes was dubbed the league's preseason freshman of the year. Lawson was also a preseason all-conference first-team selection, while Azubuike and Grimes secured preseason honorable mention honors. Coaches were not allowed to vote for their own student-athletes in the selection process.

Pay Heed, All Who Enter:  
**BEWARE OF "THE PHOG"**

## NATIONAL CHAMPIONS

1922, 1923, 1952, 1988, 2008

## BIG 12 CHAMPIONS

1997\*, 1998\*, 1999^, 2002, 2003, 2005,  
2006\*, 2007\*, 2008\*, 2009, 2010\*, 2011\*,  
2012, 2013\*, 2014, 2015, 2016\*, 2017, 2018\*

*Regular season titles listed  
\* - Regular season & tournament champions  
^ - Tournament champions only*

- Kansas has 2,258 all-time victories, second most in NCAA Division I history (Kentucky).
- From the 2008-09 season to the present (11 seasons) Kansas has held 354 of its 380 opponents under 50 percent shooting.
- KU has held opponents to fewer than 100 points in 567 of its last 569 games. The last team to score 100 on Kansas in a 40-minute game was Oklahoma (100-78) on Feb. 27, 1990.
- The Jayhawks have won 13-straight regular-season games against AP top-10 teams, as well as 20 of their last 21. Under Bill Self, KU is 40-20 against top-10 opponents, a figure that includes postseason play.
- KU has won at least 12 league games for 18-straight years, which is the longest active streak in the nation.
- Kansas won its 1,000th all-time conference game with a 83-50 win against Texas Tech (2/18/12). The Jayhawks won their 300th Big 12 game vs. Oklahoma (2/19/18).
- Each KU senior class since 1986-87 has won at least 100 games. Current KU senior Lagerald Vick has been a part of 105 wins while at Kansas. Last year's fourth-year seniors Devonte' Graham and Sviatoslav Mykhailiuk amassed 121 wins.
- Entering 2018-19, Bill Self has won 25 or more games in each of his last 13 seasons as a head coach.
- Kansas is the only team in the Big 12 to have a .500 winning percentage or better series record against every conference foe.
- Kansas is first in the conference in wins with a 302-64 record in Big 12 regular-season games. Texas is next at 225-141. Including the league postseason championship, Kansas is tops at 346-76, while Texas is second at 249-160.
- KU is the only Big 12 school to have won a regular-season championship with two different coaches (Roy Williams and Bill Self).
- Under Bill Self, Kansas is 116-8 (93.5 percent) in Big 12 home games: 8-0 in 2004, 7-1 in 2005, 7-1 in 2006, 7-1 in 2007, 8-0 in 2008, 8-0 in 2009, 8-0 in 2010, 7-1 in 2011, 9-0 in 2012, 8-1 in 2013, 9-0 in 2014, 9-0 in 2015, 9-0 in 2016, 8-1 in 2017 and 7-2 in 2018.
- Under Bill Self, Kansas has experienced only one regular-season conference sweep by a Big 12 opponent. In 103 regular-season Big 12 home-and-home series during the Self era, Kansas has 70 sweeps, 32 splits and has been swept once.

# KU BY THE NUMBERS

14	Consecutive conference regular-season titles - 2005-06-07-08-09-10-11-12-13-14-15-16-17-18, a KU record and the longest in NCAA history.
15	30+ win seasons, including 2017-18, which ties an NCAA record.
16	Streaks of 10 or more consecutive wins in the Bill Self era, including the 10-straight to start the 2018-19 season.
18	Big 12 Conference regular-season championships for KU in the league's 22-year existence.
19	Undefeated home seasons at Allen Fieldhouse, including 2007-08, 2008-09, 2009-10, 2011-12, 2014-15, and 2015-16 under Bill Self.
20	Times a KU player or coach has been inducted into the Naismith Basketball Hall of Fame, which includes current head coach Bill Self.
23	Championships for Kansas in the Bill Self era - 14 Big 12 regular-season titles, eight Big 12 postseason championships and one NCAA.
23	Or more victories for Kansas in each of the past 29 seasons beginning in 1989-90.
24	Consecutive seasons Kansas has won 10 or more league games, starting in 1995 (55 times overall), which is the longest active streak in the nation.
29	Consecutive seasons KU has made the NCAA Tournament, the longest active streak in the nation and best all-time.
29	Consecutive seasons Kansas has won 20 or more games, including 2017-18, the longest active streak in the NCAA which began in 1989-90.
30	Consensus All-America First Team selections, including Devonte' Graham in 2017-18, the most of any NCAA Division I school.
31	Consecutive seasons Kansas has led its conference in home attendance, beginning in 1986-87.
61	Conference regular-season championships, most in NCAA Division I.
197	Kansas victories from the 2006-07 to 2011-12 seasons, the most in NCAA Division I history in a six-year span.
281	Consecutive sellouts in Allen Fieldhouse, dating back to 2001-02.
457	Victories for Bill Self, now in his 16th season at Kansas. He is the fastest KU coach to reach 457 wins and is the second-winningest coach in KU history.
778	All-time Kansas victories inside Allen Fieldhouse. The historic building opened in 1955 and KU holds a 778-113 record in its home venue.
2,258	All-time Kansas men's basketball victories; second-most in NCAA Division I history.

## PRESEASON BIG 12 POLL

For the eighth-straight season and 18th time in the 23-year history of the league, Kansas topped the men's basketball Big 12 Preseason Poll, announced by the league office Oct. 19. The Jayhawks received all of the possible nine first-place votes in 2018-19 for the fourth-consecutive season.

KU has captured 18 outright or shared Big 12 regular-season championships in the previous 22 campaigns. The program's 14 consecutive, from 2005-present, and 61 overall conference titles are both NCAA records.

Historically, in the previous 17 occurrences Kansas has been named the preseason favorite, the Jayhawks won the Big 12 regular-season on 15 occasions. This includes the first preseason poll in 1996-97 in which only a media poll was conducted.

## PRESEASON BIG 12 COACHES POLL

RNK	TEAM (1ST PLACE VOTES)	POINTS
1	<b>KANSAS (9)</b>	<b>81</b>
2	Kansas State (1)	72
3	West Virginia	61
t4	TCU	54
t4	Texas	54
6	Iowa State	41
7	Texas Tech	36
8	Oklahoma	21
9	Baylor	20
10	Oklahoma State	10

## CONFERENCE SUCCESS

Kansas entered 2018-19 having won 18 of the 22 Big 12 regular-season titles (includes ties), including the last 14, which is an NCAA record. Kansas' 61 conference titles are the most in NCAA Division I. Kentucky is second with 54 and Penn third at 37. KU's 14-straight league titles, all under head coach Bill Self, is the longest active streak in NCAA Division I and the longest streak in school history.

## CONSECUTIVE REG. SEASON TITLES

#	TEAM	CONFERENCE	SEASONS
14	<b>KANSAS</b>	<b>Big 12</b>	<b>2005-18</b>
13	UCLA	PAC-10	1967-79
11	Gonzaga	West Coast	2001-11
10	Connecticut	Yankee	1951-60
10	UNLV	Big West	1983-92

## HISTORICALLY SPEAKING

Udoka Azubuike ended 2017-18 with the top field goal percentage in NCAA Division I at 77.0 percent and he was the only player shooting 70 percent or better with a minimum of five shots made per game. Azubuike broke the Big 12 single-season record of 69.3 percent, previously set by Ricardo Ratliffe of Missouri in 2011-12.

With a minimum of 175 attempts, Azubuike broke the Kansas single-season field goal percentage record of 64.6 percent by Mark Randall in 1988-89. On the NCAA level, with a minimum of five makes per game, Azubuike's 77.0 percent ranks second all-time behind Devontae Cacok of UNC-Wilmington, who set the NCAA record two seasons ago at (2016-17) at 80.0 percent.

## KU SINGLE SEASON FIELD GOAL % LEADERS (MIN. 200 ATTEMPTS)

RNK	PLAYER (SEASON)	FG	FGA	FG%
1	<b>Udoka Azubuike (2018)</b>	<b>211</b>	<b>274</b>	<b>.770</b>
2	Mark Randall (1989)	201	311	.646
3	Mark Randall (1991)	205	319	.643
4	Richard Scott (1992)	138	216	.639
5	Darnell Jackson (2008)	171	273	.626

## KU SIGNS TWO IN EARLY SIGNING PERIOD

Combo guards Issac "Mackey" McBride and Christian Braun have each signed a National Letter of Intent to play men's basketball at Kansas, KU head coach Bill Self announced Nov. 14, the first day of the signing period.

A 6-foot-1, 180-pound guard from Little Rock, Arkansas, McBride has rewritten the record book at Baptist Preparatory School. In guiding Baptist Prep to three-straight state championships, McBride set the school's single-season scoring record with 707 points his sophomore year in 2016-17. As a junior, he broke his own mark by scoring 883 points in 2017-18, which included a school-record 46-point game. In that, McBride averaged 24.5 points, 4.0 rebounds, 2.5 assists and 1.6 steals per game in 2017-18.

McBride is a two-time all-state selection and was the most valuable player of the last two state tournaments his sophomore and junior seasons. A four-star recruit who is ranked 109 by Rivals.com, McBride is the highest-ranked player in the state of Arkansas. He plays AAU basketball for the Arkansas Hawks.

Originally from Burlington, Kansas, Braun (6-foot-6, 180 pounds) moved to Overland Park, Kansas, his freshman year high school and has won back-to-back 6A state championships his sophomore and junior seasons at Blue Valley Northwest High School. A four-star prospect who is ranked No. 112 by Rivals.com, last year Braun averaged 14.2 points, 5.1 rebounds and 3.1 assists as a junior at Blue Valley Northwest. Braun plays for MoKan on the AAU circuit.

## WHAT TO LOOK FOR IN 2018-19

- Lagerald Vick has 960 career points and is 40 from becoming the 61st Jayhawk to score 1,000 career points.
- Vick has 138 career 3-pointers made which ranks 19th on the KU career list. His seven against Stanford (12/1) moved him into the KU top 20.
- Udoka Azubuike has 88 career blocked shots and his 60 last season were the most since Joel Embiid swatted 72 in 2013-14. Azubuike is 12 shy of becoming the 20th player in school history to record 100 blocked shots.
- Not far behind Azubuike's blocked shots is junior Mitch Lightfoot with 73 career swats in two-plus seasons.
- Azubuike has a career field goal percentage of 74.5 as he is 274-for-368. The KU career field goal percentage record, with a minimum of 500 attempts, is 62.0 by Mark Randall (643-for-1,037 in 1987, 89-91).
- Kansas is 11 wins shy from winning its 1,100th conference game. All-time, the Jayhawks are 1,089-364 in league play and are 302-64 in the Big 12.




# JAYHAWKS IN THE NBA



**CHECK DIALLO**  
6-9 | 220 | New Orleans | KU from 2015-16

2018-19 STATS			
PPG	RPG	BLKPG	PER
3.7	3.7	0.5	16.12


CAREER		
PPG	RPG	BLKPG
4.6	4.0	0.4



**MARCUS MORRIS**  
6-9 | 235 | Boston | KU from 2009-11

2018-19 STATS			
PPG	RPG	BLKPG	PER
14.9	6.2	0.2	16.77


CAREER		
PPG	RPG	BLKPG
11.4	4.5	0.2



**JOEL EMBIID**  
7-0 | 250 | Philadelphia | KU from 2013-14

2018-19 STATS			
PPG	RPG	BLKPG	PER
26.4	13.3	1.8	24.75


CAREER		
PPG	RPG	BLKPG
23.1	10.8	1.9



**MARKIEFF MORRIS**  
6-9 | 235 | Washington | KU from 2009-11

2018-19 STATS			
PPG	RPG	BLKPG	PER
11.3	5.1	0.6	12.91

CAREER		
PPG	RPG	BLKPG
11.8	5.6	0.6



**DEVONTE' GRAHAM**  
6-2 | 185 | Charlotte | KU from 2015-18

2018-19 STATS			
PPG	APG	RPG	PER
2.6	1.6	0.8	8.64

CAREER		
PPG	APG	RPG
2.6	1.6	0.8



**SVI MYKHAILIUK**  
6-8 | 205 | Los Angeles | KU from 2015-18

2018-19 STATS			
PPG	APG	RPG	PER
3.3	0.9	0.9	5.46


CAREER		
PPG	APG	RPG
3.3	0.9	0.9



**JOSH JACKSON**  
6-8 | 200 | Phoenix | KU from 2016-17

2018-19 STATS			
PPG	APG	RPG	PER
9.0	2.3	3.7	8.33

CAREER		
PPG	APG	RPG
12.0	1.8	4.3



**KELLY OUBRE JR.**  
6-7 | 205 | Phoenix | KU from 2014-15

2018-19 STATS			
PPG	APG	RPG	PER
12.9	0.7	4.4	13.66


CAREER		
PPG	APG	RPG
8.2	0.7	3.5



**FRANK MASON III**  
5-11 | 190 | Sacramento | KU from 2014-17

2018-19 STATS			
PPG	APG	RPG	PER
5.3	3.0	1.4	12.31


CAREER		
PPG	APG	RPG
7.1	2.9	2.2



**WAYNE SELDEN JR.**  
6-5 | 230 | Memphis | KU from 2013-16

2018-19 STATS			
PPG	APG	RPG	PER
5.6	1.2	1.3	8.97

CAREER		
PPG	APG	RPG
7.2	1.5	1.4



**BEN MCLEMORE**  
6-5 | 201 | Sacramento | KU from 2012-13

2018-19 STATS			
PPG	APG	RPG	PER
2.4	0.2	0.6	1.47

CAREER		
PPG	APG	RPG
8.9	1.1	2.5



**ANDREW WIGGINS**  
6-8 | 194 | Minnesota | KU from 2013-14

2018-19 STATS			
PPG	APG	RPG	PER
16.3	2.2	3.9	12.14

CAREER		
PPG	APG	RPG
19.5	2.1	4.1

PER or Player Efficiency Ranking is the overall rating of a player's per-minute statistical production. The league average is 15.00.

## NBA JAYHAWKS SCHEDULE (DEC. 27-29)

### THURSDAY, DECEMBER 27

Away	Home	Time (CT)	TV
Boston	Houston	7:00 PM	TNT
Los Angeles	Sacramento	9:00 PM	
Philadelphia	Utah	9:30 PM	TNT

### FRIDAY, DECEMBER 28

Away	Home	Time (CT)	TV
Brooklyn	Charlotte	6:00 PM	
Chicago	Washington	6:00 PM	
Atlanta	Minnesota	7:00 PM	
Dallas	New Orleans	7:00 PM	NBATV
Oklahoma City	Phoenix	8:00 PM	
Clippers	Los Angeles	9:30 PM	NBATV

### SATURDAY, DECEMBER 29

Away	Home	Time (CT)	TV
Charlotte	Washington	6:00 PM	
Houston	New Orleans	6:00 PM	NBATV
Boston	Memphis	7:00 PM	
Denver	Phoenix	8:00 PM	



## JAYHAWKS CURRENTLY IN THE NBA (12)

PLAYER	YEARS AT KU	NBA SEASON	CURRENT TEAM
Check Diallo	2015-16	3rd	New Orleans
Joel Embiid	2013-14	4th	Philadelphia
Devonte' Graham	2015-18	1st	Charlotte
Josh Jackson	2016-17	2nd	Phoenix
Frank Mason III	2014-17	2nd	Sacramento
Ben McLemore	2012-13	6th	Sacramento
Marcus Morris	2009-11	8th	Boston
Markieff Morris	2009-11	8th	Washington
Svi Mykhailiuk	2015-18	1st	Los Angeles
Kelly Oubre Jr.	2014-15	4th	Phoenix
Wayne Selden Jr.	2013-16	3rd	Memphis
Andrew Wiggins	2013-14	5th	Minnesota

## JAYHAWKS IN THE NBA DRAFT (Bill Self era)

YEAR	PLAYER	ROUND / OVERALL	TEAM
2005	Wayne Simien	1st / 29th	Miami
2007	Julian Wright *	1st / 13th	New Orleans
2008	Brandon Rush *	1st / 13th	Portland
2008	Darrell Arthur	1st / 27th	New Orleans
2008	Mario Chalmers	2nd / 34th	Minnesota
2008	Darnell Jackson	2nd / 52nd	Miami
2008	Sasha Kaun	2nd / 56th	Seattle
2010	Xavier Henry *	1st / 12th	Memphis
2010	Cole Aldrich *	1st / 11th	New Orleans
2011	Marcus Morris *	1st / 13th	Houston
2011	Markieff Morris *	1st / 14th	Phoenix
2011	Josh Selby	2nd / 49th	Memphis
2012	Thomas Robinson *	1st / 5th	Sacramento
2012	Tyshawn Taylor	2nd / 41st	Portland
2013	Ben McLemore *	1st / 7th	Sacramento
2013	Jeff Withey	2nd / 39th	Portland
2014	Andrew Wiggins *	1st / 1st	Cleveland
2014	Joel Embiid *	1st / 3rd	Philadelphia
2015	Kelly Oubre Jr.	1st / 15th	Atlanta
2016	Cheick Diallo	2nd / 33rd	New Orleans
2017	Josh Jackson *	1st / 4th	Phoenix
2017	Frank Mason III	2nd / 34th	Sacramento
2018	Devonte' Graham	2nd / 34th	Charlotte
2018	Svi Mykhailiuk	2nd / 47th	Los Angeles

\* - lottery pick (top 14)

## QUICK FACTS - JAYHAWKS IN THE NBA

- 74 Jayhawks have competed at the NBA level, including 28 who were coached by **Bill Self** at KU and 12 currently in the league.
- **Bill Self** has coached 24 NBA Draft picks at KU, including 10 lottery picks.
- 33 Jayhawks have been picked in the first round of the NBA Draft.
- 12 Jayhawks have won 18 NBA titles, most recently Sasha Kaun with the 2015-16 Cleveland Cavaliers.
- Three Jayhawks have earned NBA Finals MVP honors: **Wilt Chamberlain** (1972, L.A. Lakers), **Jo Jo White** (1976, Boston) and **Paul Pierce** (2008, Boston).
- **Wilt Chamberlain** earned NBA MVP honors four times (1960, 1966, 1967, 1968) in his 15-year NBA career.
- 16 Jayhawks have had NBA careers lasting 10 seasons or longer.



# BILL SELF

## HEAD COACH

Oklahoma State '85  
16th Season at Kansas  
26th Season Overall

**Family:** Cindy (wife), Lauren (daughter),  
Tyler (son), Ella (granddaughter)

### CAREER RECORD // YEAR-BY-YEAR

YEAR	OVERALL W-L / %	CONF. W-L / %	NOTE
<b>ORAL ROBERTS (1993-97)</b>			
1993-94	6-21 .222	- -	None
1994-95	10-17 .370	- -	None
1995-96	18-9 .667	- -	None
1996-97	21-7 .750	- -	NIT
<b>TULSA (1997-2000)</b>			
1997-98	19-12 .613	9-5 .643	3rd WAC
1998-99	23-10 .697	9-5 .643	t-1st WAC / NCAA Rnd of 32
1999-00	32-5 .865	12-2 .857	1st WAC / NCAA Elite Eight
<b>ILLINOIS (2000-03)</b>			
2000-01	27-8 .771	13-3 .813	t-1st Big Ten / NCAA Elite Eight
2001-02	26-9 .743	11-5 .688	t-1st Big Ten / NCAA Sweet 16
2002-03	25-7 .781	11-5 .688	* 2nd Big Ten / NCAA Rnd of 32
<b>KANSAS (2003-present)</b>			
2003-04	24-9 .727	12-4 .750	2nd Big 12 / NCAA Elite Eight
2004-05	23-7 .767	12-4 .750	t-1st Big 12 / NCAA Rnd of 64
2005-06	25-8 .758	13-3 .813	* t-1st Big 12 / NCAA Rnd of 64
2006-07	33-5 .868	14-2 .875	* 1st Big 12 / NCAA Elite Eight
2007-08	37-3 .925	13-3 .813	* t-1st Big 12 / NCAA Champions
2008-09	27-8 .771	14-2 .875	1st Big 12 / NCAA Sweet 16
2009-10	33-3 .917	15-1 .938	* 1st Big 12 / NCAA Rnd of 32
2010-11	35-3 .921	14-2 .875	* 1st Big 12 / NCAA Elite Eight
2011-12	32-7 .821	16-2 .889	1st Big 12 / NCAA Runner-Up
2012-13	31-6 .838	14-4 .778	* t-1st Big 12 / NCAA Sweet 16
2013-14	25-10 .714	14-4 .778	1st Big 12 / NCAA Rnd of 32
2014-15	27-9 .750	13-5 .722	1st Big 12 / NCAA Rnd of 32
2015-16	33-5 .868	15-3 .833	* 1st Big 12 / NCAA Elite Eight
2016-17	31-5 .861	16-2 .889	1st Big 12 / NCAA Elite Eight
2017-18	31-8 .795	13-5 .722	* 1st Big 12 / NCAA Final Four
2018-19	10-1 .909	- -	
<b>TOTAL</b>	<b>664-202 .767</b>	<b>273 - 71 .794</b>	
<b>KANSAS</b>	<b>457-97 .825</b>	<b>208 - 46 .819</b>	22 Big 12 titles (14 reg. season, 8 tourney)
ILLINOIS	78-24 .765	35-13 .729	Three Big Ten titles (2 reg. season, 1 tourney)
TULSA	74-27 .733	30-12 .714	Two WAC titles / 4-2 NCAA tourney record
ORU	55-54 .505	- -	

\* - won conference tournament

Note - Oral Roberts was independent during Self's tenure, so all games played at ORU were nonconference.

### KANSAS RECORD // HOME-ROAD-NEUTRAL

	W	L	%
HOME (AFH) AT KU	240	13	.949
HOME (SPRINT CENTER) AT KU *	9	3	.750
ROAD AT KU	106	48	.688
NEUTRAL AT KU	102	33	.756
<b>TOTAL</b>	<b>457</b>	<b>97</b>	<b>.825</b>

\* Since 2007-08, regular-season games played at Sprint Center on the KU season-ticket package are considered home games.

In Conference Tournament (at Kansas)	39-12 (30-7)
In NCAA Tournament (at Kansas)	47-19 (37-14)
In Postseason Play (at Kansas)	86-31 (67-21)
In Overtime (at Kansas)	29-13 (22-9)

### NATIONAL CHAMPION

2008



### CONFERENCE CHAMPION

18 REGULAR SEASON TITLES  
9 TOURNAY TITLES

### HALL OF FAME CLASS OF 2017 INDUCTEE



### TROPHY CASE

- **NCAA Championship title** (2008)
- **NCAA Final Four** (2008, 2012, 2018)
- **18 Regular Season Conference Titles:** 2 at Tulsa (1999, 2000); 2 at Illinois (2001, 2002); 14 at Kansas (2005, 2006, 2007, 2008, 2009, 2010, 2011, 2012, 2013, 2014, 2015, 2016, 2017, 2018)
- **9 Conference Tournament Titles:** 1 at Illinois (2003); 8 at Kansas (2006, 2007, 2008, 2010, 2011, 2013, 2016, 2018)

### CAREER HONORS

- **Naismith Memorial Basketball Hall of Fame**  
*Class of 2017 inductee*
- **National Coach of the Year** - 2000 (*Sporting News*; Wooden), 2009 (Yahoo! Sports; *Sporting News*; Athlon Sports; CBSSports.com; USBWA; AP; CBS/Chevrolet; ESPN.com), 2012 (*Sporting News*; Adolph Rupp; Naismith), 2016 (AP, Bleacher Report, *USA Today*)
- **Conference Coach of the Year** - 2000 (WAC), 2006 (Big 12), 2009 (Big 12), 2011 (Big 12), 2012 (co-Big 12), 2015 (Big 12 by AP), 2016 (Big 12 by AP), 2017 (Big 12), 2018 (co-Big 12 and AP)
- **Wooden Award "Legends of Coaching"** - 2013
- **Oklahoma Sports Hall of Fame** - 2013 induction
- **Wayman Tisdale Humanitarian Award** (USBWA) - 2014
- **Mannie Jackson - Basketball's Human Spirit Award** (Naismith Hall of Fame) - 2015
- **Winged Foot Award** (for national champion coach) - 2008
- **Naismith Coach of the Year Finalist** (Atlanta Tipoff Club) - 2000, 2001, 2002, 2003, 2009, 2012, 2017

### NOTES

- Bill Self was named the eighth coach in Kansas basketball history on April 21, 2003.
- In September 2017, Self was inducted into the Naismith Memorial Basketball Hall of Fame in Springfield, Massachusetts.
- Self won his 600th career game on Dec. 6, 2016, with KU's 105-62 win against UMKC. He became the 46th coach in NCAA Division I to accomplish the feat and the ninth fastest.
- While at Kansas, Self has won a national championship, a KU- and NCAA-record 14-straight regular-season Big 12 Conference titles and eight league tournament championships.
- At Kansas, Self has won more regular-season league titles (14) than he has home losses (13) in Allen Fieldhouse. With KU's win versus Siena (11/18/16), Self became the winningest coach in Allen Fieldhouse, posting his 207th victory in the venue.
- In his first trip to the Final Four in 2008, Self's team won the title. Self is one of 11 active coaches in NCAA Division I to have won a national title. Kansas' 14-straight conference titles (2005-18) is the longest streak in NCAA Division I history.
- In Self's first 15 seasons at Kansas, he has coached 11 NBA Lottery selections including Andrew Wiggins and Joel Embiid, the No. 1 and No. 3 overall selections in the 2014 NBA Draft. Wiggins was the second-ever Jayhawk to go No. 1 with the other being Danny Manning in 1988.
- Self has guided his teams to 20-straight 23-win seasons dating back to 1998-99.
- Self's teams have won 18 league crowns in the last 20 years, including the 2018 title. The other two seasons resulted in runner-up conference finishes.
- Kansas' four-straight 30-win seasons from 2009-10 to 2012-13 are the most consecutive 30-win seasons in NCAA history (note: Memphis did it from 2006-09 yet later vacated the 2008 season).
- Self was the head coach for Team USA's U18 team that competed and won gold at the 2018 FIBA Americas Championship held in St. Catherines, Canada, in the summer of 2018.
- Self is one of five coaches in NCAA Division I history to have led three different teams - Tulsa, Illinois and Kansas - to the NCAA Elite Eight, including seven times with KU (2004-07-08-11-12-16-17). The other coaches are: Gene Bartow, John Calipari, Rick Pitino and Eddie Sutton.
- A 1985 graduate of Oklahoma State, Self began his coaching career as a graduate assistant at Kansas in 1985-86 under head coach Larry Brown. He then returned to his alma mater as an assistant for seven seasons under coaches Leonard Hamilton and Eddie Sutton. His first head coaching job was at Oral Roberts in 1993-94, then Tulsa (1997-98), Illinois (2000-03) and Kansas (2003-present).

# MARCUS GARRETT

Sophomore • Guard • 6-5 • 195 • Dallas, Texas • Skyline HS

## SEASON STATS

PPG	RPG	APG	FG%	3FG%	FT%
<b>6.1</b>	<b>3.7</b>	<b>2.5</b>	<b>32%</b>	<b>22%</b>	<b>66%</b>

## LAST GAME AT ARIZONA STATE (12.22.18)

MIN	PTS	REBS	ASTS	BLKS	STLS
<b>22</b>	<b>7</b>	<b>6</b>	<b>1</b>	<b>0</b>	<b>1</b>

**2017-18:** Pulled down five or more rebounds in 12 games ... Had 12 games with multiple steals in 2017-18 ... Scored in double figures five times ... Recorded two double-doubles ... Had seven starts with six in Big 12 play ... Had a season-high 13 points vs. Texas Southern (11/21) ... co-Big 12 Newcomer of the Week (11/7) ... 2017 Texas HS Gatorade Player of the Year.



## CAREER HONORS

Co-Big 12 Newcomer of the Week (11.13.17)

## CAREER HIGHS

Points	13	vs. Texas Southern (11.21.17)
Field Goals	5	vs. Oakland (11.24.17)
Field Goal Att.	13	vs. Marquette (11.21.18)
3PT Field Goals	3	vs. Texas Southern (11.21.17)
3PT Field Goal Att.	5	vs. Texas Southern (11.21.17)
Free Throws	7	at Arizona State (12.22.18)
Free Throw Att.	8	at Arizona State (12.22.18) vs. Baylor (1.20.18)
Rebounds	11	vs. Texas Southern (11.21.17)
Assists	5	vs. South Dakota (12.18.18) vs. Louisiana (11.16.18)
Blocks	2	vs. Marquette (11.21.18) vs. Texas Southern (11.21.17)
Steals	4	3x, last vs. Villanova (12.15.18)
Minutes	37	vs. Villanova (12.15.18)

## MISCELLANEOUS

	FR	SO	CAREER
Double-Doubles	2	-	2
10+ Points	5	2	7
20+ Points	0	-	0
5+ Rebounds	12	4	16
10+ Rebounds	2	-	2
5+ Assists	0	2	2
2+ 3PT Field Goals	2	1	3
2+ Steals	12	5	17
2+ Blocks	1	1	2
Led Team in Pts.	0	-	0
Led Team in Rebs.	4	-	4
Led Team in Assists	0	3	3
Led Team in Steals	8	4	12
Led Team in Blocks	2	2	4

## 2018-19 GAME-BY-GAME

OPPONENT (Date)	MP	FG-A	PCT	3PT-A	PCT	FT-A	PCT	O-D-T	PF	A	TO	BLK	ST	TP
vs. Michigan State (11.6)	14	1-3	.333	0-0	---	2-2	1.000	0-1-1	4	2	0	0	0	4
VERMONT (11.12)	26	1-6	.167	0-1	.000	2-2	1.000	1-4-5	1	3	0	0	2	4
LOUISIANA (11.16)	24	1-3	.333	0-2	.000	4-6	.667	1-1-2	0	5	2	0	1	6
vs. Marquette (11.21)	28	4-13	.308	1-3	.333	2-5	.400	1-2-3	0	0	0	2	1	11
vs. Tennessee (11.23)	DNP - INJURED													
STANFORD (12.1)	33	2-5	.400	0-0	---	0-0	---	0-1-1	0	1	2	0	4	4
^WOFFORD (12.4)	30	2-6	.333	1-4	.250	2-3	.667	0-7-7	1	3	0	1	2	7
^NEW MEXICO STATE (12.8)	31	4-7	.571	2-4	.500	0-2	.000	1-2-3	3	2	1	0	0	10
^VILLANOVA (12.15)	37	0-4	.000	0-2	.000	1-2	.500	3-1-4	1	3	1	1	4	1
^SOUTH DAKOTA (12.18)	29	3-4	.750	0-1	.000	1-2	.500	0-5-5	0	5	0	0	3	7
^at Arizona State (12.22)	22	0-5	.000	0-1	.000	7-8	.875	3-3-6	3	1	1	0	1	7
EASTERN MICHIGAN (12.29)														
OKLAHOMA (1.2)														
at Iowa State (1.5)														
TCU (1.9)														
at Baylor (1.12)														
TEXAS (1.14)														
at West Virginia (1.19)														
IOWA STATE (1.12)														
at Kentucky (1.26)														
at Texas (1.29)														
TEXAS TECH (2.2)														
at Kansas State (2.5)														
OKLAHOMA STATE (2.9)														
at TCU (2.11)														
WEST VIRGINIA (2.16)														
at Texas Tech (2.23)														
KANSAS STATE (2.25)														
at Oklahoma State (3.2)														
at Oklahoma (3.5)														
BAYLOR (3.9)														
<b>TOTAL</b>	<b>274</b>	<b>18-56</b>	<b>.321</b>	<b>4-18</b>	<b>.222</b>	<b>21-32</b>	<b>.656</b>	<b>10-27-37</b>	<b>13</b>	<b>25</b>	<b>7</b>	<b>4</b>	<b>18</b>	<b>61</b>

^ Starter

## CAREER YEAR-BY-YEAR STATISTICS

SEASON	GP	GS	MIN	AVG	FG	FGA	PCT	3FG	3FGA	PCT	FT	FTA	PCT	OFF	DEF	TOT	AVG	PF	FO	AST	TO	BLK	STL	PTS	AVG
2017-18	39	7	748	19.2	62	136	.456	12	45	.267	25	51	.490	36	95	131	3.4	60	0	44	30	8	35	161	4.1
2018-19	10	5	274	27.4	18	56	.321	4	18	.222	21	32	.656	10	27	37	3.7	13	0	25	7	4	18	61	6.1
<b>TOTAL</b>	<b>49</b>	<b>12</b>	<b>1022</b>	<b>20.9</b>	<b>80</b>	<b>192</b>	<b>.417</b>	<b>16</b>	<b>63</b>	<b>.254</b>	<b>46</b>	<b>83</b>	<b>.554</b>	<b>46</b>	<b>122</b>	<b>168</b>	<b>3.4</b>	<b>73</b>	<b>0</b>	<b>69</b>	<b>37</b>	<b>12</b>	<b>53</b>	<b>222</b>	<b>4.5</b>



# DEDRIC LAWSON (DEE-drick)

RS-Junior • Forward • 6-9 • 235 • Memphis, Tenn. • Hamilton HS • Memphis

## SEASON STATS

PPG	RPG	APG	FG%	3FG%	FT%
<b>20.6</b>	<b>11.4</b>	<b>2.3</b>	<b>53%</b>	<b>20%</b>	<b>79%</b>

## LAST GAME AT ARIZONA STATE (12.22.18)

MIN	PTS	REBS	ASTS	BLKS	STLS
<b>31</b>	<b>30</b>	<b>14</b>	<b>1</b>	<b>1</b>	<b>0</b>

A transfer from Memphis who sat out the 2017-18 season due to NCAA rules ... Has two years of eligibility remaining beginning in the 2018-19 season ... A double-double machine having 36 in two seasons while at Memphis (17 as a freshman and 19 as a sophomore) ... Led Memphis in scoring both his freshman and sophomore seasons.

## CAREER HONORS

- Big 12 Player of the Week (11/12, 11/26, 12/26)
- Big 12 Newcomer of the Week (12/2, 12/17)
- Oscar Robertson Midseason Watch List (1 of 20)
- NIT Season Tip-Off Most Valuable Player
- Wooden Award Preseason Watch List (1 of 50)
- NABC Player of the Year candidate (1 of 20)
- Naismith Trophy Watch List (1 of 50)
- Preseason Associated Press All-America
- Karl Malone Power Forward of the Year Award Candidate (1 of 20)
- Preseason All-Big 12 First Team
- All-American Athletic Conference First Team [2016-17]
- NABC All-District Team [2016-17]
- Colleg Insider.com Freshman All-America Team [2016]
- American Athletic Conference Rookie of the Year [2015-16]
- NABC All-District Team [2015-16]
- American Athletic Conference All-Tournament Team [2016]
- All-American Athletic Conference Second Team [2015-16]

## CAREER HIGHS (\*AT MEMPHIS)

Points	*35	vs. Iowa (11.26.16)
Field Goals	*15	vs. Iowa (11.26.16)
Field Goal Att.	*22	vs. Temple (2.12.17)
	*22	vs. Iowa (11.26.16)
3PT Field Goals	*4	at Tulsa (1.11.17)
3PT Attempts	*9	at Tulsa (1.11.17)
Free Throws	*14	at UCF (2.4.17)
Free Throw Att.	*14	at UCF (2.4.17)
Rebounds	*16	at Tulane (2.13.16)
Assists	*8	vs. So. Carolina (12.30.16)
Steals	3	8x, last vs. South Dakota (12.18.18)
Blocks	*8	vs. UAB (12.10.16)
Minutes	41	vs. Tennessee (11.23.18)

## MISCELLANEOUS (\*AT MEMPHIS)

	*FR	*SO	R-JR	CAREER
Double-Doubles	17	19	8	44
10+ Points	26	30	10	66
20+ Points	11	15	8	34
30+ Points	-	1	1	2
5+ Rebounds	28	32	11	72
10+ Rebounds	19	20	8	47
3+ Assists	17	18	4	39
2+ 3PT Field Goals	8	8	-	16
2+ Steals	10	13	4	27
2+ Blocks	14	17	3	35
Led Team in Pts.	14	16	5	35
Led Team in Rebs.	21	19	9	39
Led Team in Assists	10	7	2	19
Led Team in Steals	5	10	1	16
Led Team in Blocks	15	25	4	44

## 2018-19 GAME-BY-GAME

OPPONENT (Date)	MP	FG-A	PCT	3PT-A	PCT	FT-A	PCT	O-D-T	PF	A	TO	BLK	ST	TP
^vs. Michigan State (11.6)	38	5-18	.278	0-2	.000	10-12	.833	4-10-14	2	6	2	2	2	20
*VERMONT (11.12)	19	0-6	.000	0-0	---	0-0	---	1-6-7	4	2	3	0	1	0
*LOUISIANA (11.16)	27	6-11	.545	0-1	.000	7-10	.700	4-2-6	3	3	5	0	1	19
^vs. Marquette (11.21)	33	9-16	.563	1-1	1.000	7-7	1.000	4-8-12	3	3	1	2	0	26
^vs. Tennessee (11.23)	41	9-16	.563	0-2	.000	6-11	.545	5-8-13	3	5	2	0	1	24
*STANFORD (12.1)	36	7-16	.438	0-1	.000	10-11	.909	4-11-15	5	2	2	0	2	24
*WOFFORD (12.4)	35	10-17	.588	0-4	.000	0-0	---	2-6-8	2	1	1	3	2	20
*NEW MEXICO STATE (12.8)	31	8-15	.533	1-2	.500	3-5	.600	5-5-10	0	1	2	1	1	20
*VILLANOVA (12.15)	38	10-15	.667	1-2	.500	7-9	.778	2-10-12	4	1	0	0	0	28
*SOUTH DAKOTA (12.18)	26	7-11	.636	0-3	.000	2-2	1.000	2-12-14	3	0	3	1	3	16
^at Arizona State (12.22)	31	12-15	.800	1-2	.500	5-5	1.000	2-12-14	4	1	2	1	0	30
EASTERN MICHIGAN (12.29)														
OKLAHOMA (1.2)														
at Iowa State (1.5)														
TCU (1.9)														
at Baylor (1.12)														
TEXAS (1.14)														
at West Virginia (1.19)														
IOWA STATE (1.12)														
at Kentucky (1.26)														
at Texas (1.29)														
TEXAS TECH (2.2)														
at Kansas State (2.5)														
OKLAHOMA STATE (2.9)														
at TCU (2.11)														
WEST VIRGINIA (2.16)														
at Texas Tech (2.23)														
KANSAS STATE (2.25)														
at Oklahoma State (3.2)														
at Oklahoma (3.5)														
BAYLOR (3.9)														
<b>TOTAL</b>	<b>355</b>	<b>83-156</b>	<b>.532</b>	<b>4-20</b>	<b>.200</b>	<b>57-72</b>	<b>.792</b>	<b>35-90-125</b>	<b>33</b>	<b>25</b>	<b>23</b>	<b>10</b>	<b>13</b>	<b>227</b>

^ Starter

## CAREER YEAR-BY-YEAR STATISTICS (\*AT MEMPHIS)

SEASON	GP	GS	MIN	AVG	FG	FGA	PCT	3FG	3FGA	PCT	FT	FTA	PCT	OFF	DEF	TOT	AVG	PF	FO	AST	TO	BLK	STL	PTS	AVG
2015-16*	33	32	1062	32.2	182	445	.409	28	80	.350	129	182	.709	104	203	307	9.3	86	2	84	104	55	39	521	15.8
2016-17*	32	32	1104	34.5	216	469	.461	30	111	.270	152	205	.741	92	225	317	9.9	81	1	105	76	68	41	614	19.2
2017-18														REDSHIRT SEASON											
2018-19	11	11	355	32.3	83	156	.532	4	20	.200	57	72	.792	35	90	125	11.4	33	1	25	23	10	13	227	20.6
<b>TOTAL</b>	<b>76</b>	<b>75</b>	<b>2521</b>	<b>33.2</b>	<b>481</b>	<b>1070</b>	<b>.450</b>	<b>62</b>	<b>211</b>	<b>.294</b>	<b>338</b>	<b>459</b>	<b>.736</b>	<b>231</b>	<b>518</b>	<b>749</b>	<b>9.9</b>	<b>200</b>	<b>4</b>	<b>214</b>	<b>203</b>	<b>133</b>	<b>93</b>	<b>1362</b>	<b>17.9</b>



# CHARLIE MOORE

RS-Sophomore • Guard • 5-11 • 180 • Chicago, Ill. • Morgan Park HS • California

## SEASON STATS

PPG	RPG	APG	FG%	3FG%	FT%
4.7	1.2	1.4	32%	29%	80%

## LAST GAME AT ARIZONA STATE (12.22.18)

MIN	PTS	REBS	ASTS	BLKS	STLS
16	3	1	0	0	2

A transfer from California following the 2016-17 season ... Sat out 2017-18 due to transfer rules ... One of 28 invited to tryout for the USA Basketball U19 team in the summer of 2017 ... Started all 34 games while at California during his freshman year in 2016-17 ... Averaged 28.8 minutes, 12.2 points and 3.5 assists while at California ... Scored 10 or more points in 22 games, including four 20-point efforts his freshman year at California.

## CAREER HONORS

Pac-12 All-Freshman Honorable Mention [2016-17]

Pac-12 Player of the Week [11.21.16]

## CAREER HIGHS (\*AT CALIFORNIA)

Points	*38	vs. UC Irvine (11.16.16)
Rebounds	*6	vs. Oregon State (2.24.17) at Oregon (1.19.17)
Field Goals	*10	vs. UC Irvine (11.16.16)
Field Goal Att.	*20	vs. UC Irvine (11.16.16)
3PT Field Goals	6	vs. South Dakota (12.18.18)
3-Point Att.	9	vs. South Dakota (12.18.18)
Free Throws	*15	vs. UC Irvine (11.16.16)
Free Throw Att.	*17	vs. UC Irvine (11.16.16)
Assists	*8	vs. Colorado (2.5.17)
	*8	vs. Stanford (1.29.17)
Steals	*4	vs. UC Davis (12.10.16)
Blocks	1	vs. Wofford (12.4.18)
Minutes	*41	vs. Utah (2.2.17)

## MISCELLANEOUS (\*AT CALIFORNIA)

	*FR	R-SO	CAREER
Double-Doubles	-	-	0
10+ Points	22	1	23
20+ Points	4	-	4
5+ Rebounds	2	-	2
5+ Assists	9	-	9
10+ Assists	-	-	0
2+ 3PT Field Goals	11	1	12
2+ Steals	8	3	11
2+ Blocks	-	-	0
Led Team in Pts.	6	1	7
Led Team in Rebs.	1	-	1
Led Team in Assists	21	-	21
Led Team in Steals	14	2	16
Led Team in Blocks	0	-	0

## 2018-19 GAME-BY-GAME

OPPONENT (Date)	MP	FG-A	PCT	3PT-A	PCT	FT-A	PCT	O-D-T	PF	A	TO	BLK	ST	TP
vs. Michigan State (11.6)	11	0-1	.000	0-1	.000	1-2	.500	2-1-3	3	0	0	0	0	1
VERMONT (11.12)	21	3-6	.500	1-3	.333	0-0	---	0-1-1	2	2	0	0	1	7
LOUISIANA (11.16)	21	0-5	.000	0-3	.000	0-0	---	0-4-4	2	3	1	0	0	0
vs. Marquette (11.21)	14	0-0	---	0-0	---	0-0	---	0-1-1	0	0	0	0	1	0
vs. Tennessee (11.25)	32	3-10	.300	1-4	.250	2-2	1.000	0-1-1	1	2	1	0	0	9
STANFORD (12.1)	16	0-1	.000	0-1	.000	3-4	.750	0-0-0	2	3	0	0	0	3
WOFFORD (12.4)	16	2-8	.250	0-5	.000	0-0	---	0-0-0	1	0	0	1	0	4
*NEW MEXICO STATE (12.8)	24	2-7	.286	1-5	.200	0-0	---	1-0-1	2	1	1	0	3	5
VILLANOVA (12.15)	17	0-1	.000	0-0	---	2-2	1.000	0-1-1	3	0	3	0	0	2
SOUTH DAKOTA (12.18)	21	6-9	.667	6-9	.667	0-0	---	0-0-0	1	4	1	0	2	18
at Arizona State (12.22)	16	1-5	.200	1-3	.333	0-0	---	0-1-1	1	0	2	0	2	3
EASTERN MICHIGAN (12.29)														
OKLAHOMA (1.2)														
at Iowa State (1.5)														
TCU (1.9)														
at Baylor (1.12)														
TEXAS (1.14)														
at West Virginia (1.19)														
IOWA STATE (1.12)														
at Kentucky (1.26)														
at Texas (1.29)														
TEXAS TECH (2.2)														
at Kansas State (2.5)														
OKLAHOMA STATE (2.9)														
at TCU (2.11)														
WEST VIRGINIA (2.16)														
at Texas Tech (2.23)														
KANSAS STATE (2.25)														
at Oklahoma State (3.2)														
at Oklahoma (3.5)														
BAYLOR (3.9)														
<b>TOTAL</b>	<b>209</b>	<b>17-53</b>	<b>.321</b>	<b>10-34</b>	<b>.294</b>	<b>8-10</b>	<b>.800</b>	<b>3-10-13</b>	<b>18</b>	<b>15</b>	<b>9</b>	<b>1</b>	<b>9</b>	<b>52</b>

^ Starter

## CAREER YEAR-BY-YEAR STATISTICS (\*AT CALIFORNIA)

SEASON	GP	GS	MIN	AVG	FG	FGA	PCT	3FG	3FGA	PCT	FT	FTA	PCT	OFF	DEF	TOT	AVG	PF	FO	AST	TO	BLK	STL	PTS	AVG	
2016-17*	34	34	980	28.8	135	348	.388	45	128	.352	99	131	.756	12	55	67	2.0	87	0	120	99	0	37	414	12.2	
2017-18																										
REDSHIRT SEASON																										
2018-19	11	1	209	19.0	17	53	.321	10	34	.294	8	10	.800	3	10	13	1.2	18	0	15	9	1	9	52	4.7	
<b>TOTAL</b>	<b>45</b>	<b>35</b>	<b>1189</b>	<b>26.4</b>	<b>152</b>	<b>401</b>	<b>.379</b>	<b>55</b>	<b>162</b>	<b>.340</b>	<b>107</b>	<b>141</b>	<b>.759</b>	<b>15</b>	<b>65</b>	<b>80</b>	<b>1.8</b>	<b>105</b>	<b>0</b>	<b>135</b>	<b>108</b>	<b>1</b>	<b>46</b>	<b>466</b>	<b>10.4</b>	



# QUENTIN GRIMES

Freshman • Guard • 6-5 • 210 • The Woodlands, Texas • College Park HS

## SEASON STATS

PPG	RPG	APG	FG%	3FG%	FT%
7.4	2.2	2.2	38%	29%	56%

## LAST GAME AT ARIZONA STATE (12.22.18)

MIN	PTS	REBS	ASTS	BLKS	STLS
31	8	2	3	1	0

A five-star combo guard who did the all-star game circuit following his senior year of high school ... Earned many high school All-American honors and was the state player of the year in Texas ... Ended up ranked No. 8 in the national recruiting rankings ... Has valuable USA Basketball experience, including a gold medal won in 2018 at the FIBA U18 Americas Championship, coached by Bill Self.

## CAREER HONORS

- Big 12 Newcomer of the Week (11.12.18)
- Jerry West Shooting Guard of the Year Candidate (1 of 20)
- Preseason Big 12 Freshman of the Year
- Preseason All-Big 12 Honorable Mention

## CAREER HIGHS

Points	21	vs. Michigan State (11.6.18)
Field Goals	7	vs. Michigan State (11.6.18)
Field Goal Att.	14	vs. Michigan State (11.6.18)
3PT Field Goals	6	vs. Michigan State (11.6.18)
3PT Field Goal Att.	10	vs. Michigan State (11.6.18)
Free Throws	3	vs. Tennessee (11.23.18) vs. Marquette (11.21.18)
Free Throw Att.	6	vs. Tennessee (11.23.18)
Rebounds	4	vs. Tennessee (11.23.18) vs. Marquette (11.21.18)
Assists	10	vs. Vermont (11.12.18)
Blocks	1	at Arizona State (12.22.18)
Steals	1	3x, last vs. Tennessee (11.23.18)
Minutes	32	vs. Wofford (12.4.18)

## MISCELLANEOUS

	FRESHMAN/CAREER
Double-Doubles	1
10+ Points	3
20+ Points	1
5+ Rebounds	-
10+ Rebounds	-
3+ Assists	4
3+ 3PT Field Goals	1
2+ Steals	-
2+ Blocks	-
Led Team in Pts.	1
Led Team in Rebs.	-
Led Team in Assists	1
Led Team in Blocks	1

## 2018-19 GAME-BY-GAME

OPPONENT (Date)	MP	FG-A	PCT	3PT-A	PCT	FT-A	PCT	O-D-T	PF	A	TO	BLK	ST	TP
^vs. Michigan State (11.6)	30	7-14	.500	6-10	.600	1-2	.500	0-1-1	3	4	1	0	1	21
^VERMONT (11.12)	31	4-8	.500	2-4	.500	0-0	---	1-2-3	4	10	3	0	0	10
^LOUISIANA (11.16)	31	2-7	.286	1-2	.500	1-1	1.000	1-1-2	2	3	1	0	1	6
^vs. Marquette (11.21)	26	0-3	.000	0-1	.000	3-4	.750	0-4-4	4	0	2	0	0	3
^vs. Tennessee (11.23)	21	1-4	.250	0-2	.000	3-6	.500	0-4-4	0	0	2	0	1	5
^STANFORD (12.1)	16	1-6	.167	0-3	.000	0-0	---	0-1-1	2	0	1	0	0	2
^WOFFORD (12.4)	32	6-10	.600	1-4	.250	1-2	.500	0-3-3	1	1	0	0	0	14
^NEW MEXICO STATE (12.8)	18	2-5	.400	1-3	.333	0-0	---	0-1-1	3	2	4	0	0	5
^VILLANOVA (12.15)	14	0-2	.000	0-1	.000	1-2	.500	0-0-0	3	1	3	0	0	1
^SOUTH DAKOTA (12.18)	21	3-9	.333	0-3	.000	0-1	.000	1-2-3	2	0	3	0	0	6
^at Arizona State (12.22)	31	4-12	.333	0-5	.000	0-0	---	2-0-2	1	3	2	1	0	8
EASTERN MICHIGAN (12.29)														
OKLAHOMA (1.2)														
at Iowa State (1.5)														
TCU (1.9)														
at Baylor (1.12)														
TEXAS (1.14)														
at West Virginia (1.19)														
IOWA STATE (1.12)														
at Kentucky (1.26)														
at Texas (1.29)														
TEXAS TECH (2.2)														
at Kansas State (2.5)														
OKLAHOMA STATE (2.9)														
at TCU (2.11)														
WEST VIRGINIA (2.16)														
at Texas Tech (2.23)														
KANSAS STATE (2.25)														
at Oklahoma State (3.2)														
at Oklahoma (3.5)														
BAYLOR (3.9)														
<b>TOTAL</b>	<b>271</b>	<b>30-80</b>	<b>.375</b>	<b>11-38</b>	<b>.289</b>	<b>10-18</b>	<b>.556</b>	<b>5-19-24</b>	<b>25</b>	<b>24</b>	<b>22</b>	<b>1</b>	<b>3</b>	<b>81</b>

^ Starter

## CAREER YEAR-BY-YEAR STATISTICS

SEASON	GP	GS	MIN	AVG	FG	FGA	PCT	3FG	3FGA	PCT	FT	FTA	PCT	OFF	DEF	TOT	AVG	PF	FO	AST	TO	BLK	STL	PTS	AVG
2018-19	11	11	271	24.6	30	80	.375	11	38	.289	10	18	.556	5	19	24	2.2	25	0	24	22	1	3	81	7.4
<b>TOTAL</b>	<b>11</b>	<b>11</b>	<b>271</b>	<b>24.6</b>	<b>30</b>	<b>80</b>	<b>.375</b>	<b>11</b>	<b>38</b>	<b>.289</b>	<b>10</b>	<b>18</b>	<b>.556</b>	<b>5</b>	<b>19</b>	<b>24</b>	<b>2.2</b>	<b>25</b>	<b>0</b>	<b>24</b>	<b>22</b>	<b>1</b>	<b>3</b>	<b>81</b>	<b>7.4</b>



# DEVON DOTSON

(deh-VAWN)

Freshman • Guard • 6-2 • 185 • Charlotte, N.C. • Providence Day School

## SEASON STATS

PPG	RPG	APG	FG%	3FG%	FT%
10.8	3.2	3.0	52%	43%	81%

## LAST GAME AT ARIZONA STATE (12.22.18)

MIN	PTS	REBS	ASTS	BLKS	STLS
32	12	4	5	1	1

An explosive combo guard who picked up numerous postseason honors and played in all-star games following the 2017-18 season including McDonald's All-America and the Jordan Brand Classic ... Ended ranked No. 20 by Rivals.com, No. 21 by 247Sports.com and No. 24 by ESPN100.

## CAREER HONORS

Bob Cousy Point Guard of the Year Award (1 of 20)

## CAREER HIGHS

Points	17	vs. Tennessee (11.23.18)
Field Goals	6	vs. Wofford (12.4.18) vs. Michigan State (11.6.18)
Field Goal Att.	11	vs. Michigan State (11.6.18)
3PT Field Goals	3	vs. Michigan State (11.6.18)
3PT Field Goal Att.	5	vs. Michigan State (11.6.18)
Free Throws	6	vs. Tennessee (11.23.18)
Free Throw Att.	7	vs. Stanford (12.1.18) vs. Tennessee (11.23.18)
Rebounds	6	vs. Vermont (11.12.18)
Assists	6	vs. South Dakota (12.18.18)
Blocks	1	at Arizona State (12.22.18)
Steals	3	3x, last vs. Wofford (12.4.18)
Minutes	43	vs. Stanford (12.1.18)

## MISCELLANEOUS

	FRESHMAN/CAREER
Double-Doubles	-
10+ Points	7
20+ Points	-
5+ Rebounds	1
10+ Rebounds	-
3+ Assists	7
3+ 3PT Field Goals	1
2+ Steals	5
2+ Blocks	-
Led Team in Pts.	-
Led Team in Rebs.	-
Led Team in Assists	5
Led Team in Steals	4
Led Team in Blocks	1

## 2018-19 GAME-BY-GAME

OPPONENT (Date)	MP	FG-A	PCT	3PT-A	PCT	FT-A	PCT	O-D-T	PF	A	TO	BLK	ST	TP
^vs. Michigan State (11.6)	34	6-11	.545	3-5	.600	1-2	.500	0-2-2	3	3	4	0	3	16
^VERMONT (11.12)	27	3-5	.600	1-2	.500	0-0	---	2-4-6	1	0	1	0	2	7
^LOUISIANA (11.16)	20	2-6	.333	0-2	.000	0-0	---	0-3-3	2	3	1	0	0	4
^vs. Marquette (11.21)	31	4-7	.571	0-0	---	2-2	1.000	1-2-3	2	4	1	0	3	10
^vs. Tennessee (11.23)	40	5-8	.625	1-1	1.000	6-7	.857	1-3-4	2	2	2	0	0	17
^STANFORD (12.1)	43	3-7	.429	0-0	---	4-7	.571	0-2-2	3	4	0	0	2	10
^WOFFORD (12.4)	30	6-9	.667	1-3	.333	3-3	1.000	0-3-3	3	3	2	0	3	16
^NEW MEXICO STATE (12.8)	39	3-8	.375	0-2	.000	2-3	.667	2-2-4	2	2	3	0	1	8
^VILLANOVA (12.15)	26	3-6	.500	1-1	1.000	4-4	1.000	1-1-2	4	1	2	0	0	11
^SOUTH DAKOTA (12.18)	28	3-7	.429	0-1	.000	2-2	1.000	0-2-2	1	6	2	0	0	8
^at Arizona State (12.22)	32	4-7	.571	2-4	.500	2-2	1.000	0-4-4	3	5	5	1	1	12
EASTERN MICHIGAN (12.29)														
OKLAHOMA (1.2)														
at Iowa State (1.5)														
TCU (1.9)														
at Baylor (1.12)														
TEXAS (1.14)														
at West Virginia (1.19)														
IOWA STATE (1.12)														
at Kentucky (1.26)														
at Texas (1.29)														
TEXAS TECH (2.2)														
at Kansas State (2.5)														
OKLAHOMA STATE (2.9)														
at TCU (2.11)														
WEST VIRGINIA (2.16)														
at Texas Tech (2.23)														
KANSAS STATE (2.25)														
at Oklahoma State (3.2)														
at Oklahoma (3.5)														
BAYLOR (3.9)														
<b>TOTAL</b>	<b>350</b>	<b>42-81</b>	<b>.519</b>	<b>9-21</b>	<b>.429</b>	<b>26-32</b>	<b>.813</b>	<b>7-28-35</b>	<b>26</b>	<b>33</b>	<b>23</b>	<b>1</b>	<b>15</b>	<b>119</b>

^ Starter

## CAREER YEAR-BY-YEAR STATISTICS

SEASON	GP	GS	MIN	AVG	FG	FGA	PCT	3FG	3FGA	PCT	FT	FTA	PCT	OFF	DEF	TOT	AVG	PF	FO	AST	TO	BLK	STL	PTS	AVG
2018-19	11	11	350	31.8	42	81	.519	9	21	.429	26	32	.813	7	28	35	3.2	26	0	33	23	1	15	119	10.8
<b>TOTAL</b>	<b>11</b>	<b>11</b>	<b>350</b>	<b>31.8</b>	<b>42</b>	<b>81</b>	<b>.519</b>	<b>9</b>	<b>21</b>	<b>.429</b>	<b>26</b>	<b>32</b>	<b>.813</b>	<b>7</b>	<b>28</b>	<b>35</b>	<b>3.2</b>	<b>26</b>	<b>0</b>	<b>33</b>	<b>23</b>	<b>1</b>	<b>15</b>	<b>119</b>	<b>10.8</b>

# CHRIS TEAHAN

Sophomore • Guard • 6-4 • 175 • Leawood, Kan. • Rockhurst HS



## SEASON STATS

PPG	RPG	APG	FG%	3FG%	FT%
0.0	0.0	0.0	-	-	-

## LAST GAME VS. WOFFORD (12.4.18)

MIN	PTS	REBS	ASTS	BLKS	STLS
2	0	0	0	0	0

**2017-18:** Appeared in 10 games, two in conference play and three postseason ... Averaged 2.3 minutes per contest ... Made his second 3-pointer of the season in scoring three points vs. Omaha (12/18) ... Had a season-high four points vs. Toledo (11/28) ... Logged four minutes against South Dakota State (11/17) with three points and three rebounds ... An invited walk-on who was a two-sport athlete at Rockhurst HS in Kansas City, Missouri ... Older brother, Conner, played five seasons at KU and on two Final Four teams.

## CAREER HONORS

### CAREER HIGHS

Points	4	vs. Toledo (11.28.17)
Field Goals	1	4x, last vs. Omaha (12.18.17)
Field Goal Att.	2	4x, last vs. Oakland (11.21.17)
3PT Field Goals	1	vs. Omaha (12.18.17) vs. South Dakota St. (11.17.17)
3PT Field Goal Att.	2	vs. Texas Southern (11.21.17) vs. Tennessee St. (11.10.17)
Free Throws	2	vs. Toledo (11.28.17)
Free Throw Att.	2	vs. Toledo (11.28.17)
Rebounds	3	vs. South Dakota St. (11.17.17)
Assists	1	vs. Tennessee St. (11.10.17)
Blocks	--	--
Steals	--	--
Minutes	4	4x, last vs. Omaha (12.18.17)

### MISCELLANEOUS

	FR	SO	CAREER
5+ Minutes	-	-	1
4+ Points	1	-	1
3+ Rebounds	1	-	1
3+ Assists	-	-	-
2+ 3PT Field Goals	-	-	-
2+ Steals	-	-	-
2+ Blocks	1	-	1
Led Team in Pts.	-	-	-
Led Team in Rebs.	-	-	-
Led Team in Steals	-	-	-
Led Team in Blocks	-	-	-

## 2018-19 GAME-BY-GAME

OPPONENT (Date)	MP	FG-A	PCT	3PT-A	PCT	FT-A	PCT	O-D-T	PF	A	TO	BLK	ST	TP
vs. Michigan State (11.6)							DNP							
VERMONT (11.12)							DNP							
LOUISIANA (11.16)							DNP							
vs. Marquette (11.21)							DNP							
vs. Tennessee (11.23)							DNP							
STANFORD (12.1)							DNP							
WOFFORD (12.4)	2	0-0	---	0-0	---	0-0	---	0-0-0	0	0	0	0	0	0
NEW MEXICO STATE (12.8)							DNP							
VILLANOVA (12.15)							DNP - INJURED							
SOUTH DAKOTA (12.18)							DNP - INJURED							
at Arizona State (12.22)							DNP - INJURED							
EASTERN MICHIGAN (12.29)														
OKLAHOMA (1.2)														
at Iowa State (1.5)														
TCU (1.9)														
at Baylor (1.12)														
TEXAS (1.14)														
at West Virginia (1.19)														
IOWA STATE (1.12)														
at Kentucky (1.26)														
at Texas (1.29)														
TEXAS TECH (2.2)														
at Kansas State (2.5)														
OKLAHOMA STATE (2.9)														
at TCU (2.11)														
WEST VIRGINIA (2.16)														
at Texas Tech (2.23)														
KANSAS STATE (2.25)														
at Oklahoma State (3.2)														
at Oklahoma (3.5)														
BAYLOR (3.9)														
<b>TOTAL</b>	<b>2</b>	<b>0-0</b>	<b>---</b>	<b>0-0</b>	<b>---</b>	<b>0-0</b>	<b>---</b>	<b>0-0-0</b>	<b>0</b>	<b>0</b>	<b>0</b>	<b>0</b>	<b>0</b>	<b>0</b>

^ Starter

## CAREER YEAR-BY-YEAR STATISTICS

SEASON	GP	GS	MIN	AVG	FG	FGA	PCT	3FG	3FGA	PCT	FT	FTA	PCT	OFF	DEF	TOT	AVG	PF	FO	AST	TO	BLK	STL	PTS	AVG
2017-18	11	0	25	2.3	4	11	.364	2	8	.250	2	2	1.000	2	5	7	0.6	2	0	1	3	0	0	12	1.1
2018-19	1	0	2	2.0	0	0	.000	0	0	.000	0	0	.000	0	0	0	0.0	0	0	0	0	0	0	0	0.0
<b>TOTAL</b>	<b>12</b>	<b>0</b>	<b>27</b>	<b>2.3</b>	<b>4</b>	<b>11</b>	<b>.364</b>	<b>2</b>	<b>8</b>	<b>.250</b>	<b>2</b>	<b>2</b>	<b>1.000</b>	<b>2</b>	<b>5</b>	<b>7</b>	<b>0.6</b>	<b>2</b>	<b>0</b>	<b>1</b>	<b>3</b>	<b>0</b>	<b>0</b>	<b>12</b>	<b>1.0</b>





# K.J. LAWSON

RS-Sophomore • Guard • 6-8 • 205 • Memphis, Tenn. • Hamilton HS • Memphis

## SEASON STATS

PPG	RPG	APG	FG%	3FG%	FT%
2.5	2.2	0.8	44%	33%	67%

## LAST GAME AT ARIZONA STATE (12.22.18)

MIN	PTS	REBS	ASTS	BLKS	STLS
12	0	2	2	0	0

A transfer from Memphis who sat out the 2017-18 season due to NCAA rules ... Played in 42 games while at Memphis with 33 starts, an 11.5 career scoring average and 7.0 career rebound average ... Had nine career double-doubles ... Granted a medical redshirt following the 2015-16 season.

## CAREER HONORS

American Athletic Conference Rookie of the Year [2017]  
American Athletic Conference All-Rookie Team [2017]

## CAREER HIGHS (\*AT MEMPHIS)

Points	*28	at Houston (1.19.17)
Rebounds	*19	vs. East Carolina (1.28.17)
Field Goals	*12	at Houston (1.19.17)
Field Goal Att.	*23	vs. East Carolina (1.28.17)
3PT Field Goals	*3	vs. UTRGV (1.14.16)
3PT Attempts	*4	3x, last vs. UCF (1.22.17)
Free Throws	*9	vs. Jackson State (11.30.16)
Free Throw Att.	*11	vs. Tulane (3.2.17)
Assists	*7	vs. McNeese (11.22.16)
Steals	*3	vs. South Florida (1.14.17)
Blocks	*2	4x, last vs. Tulsa (2.7.17)
Minutes	*43	at Houston (1.19.17)

## MISCELLANEOUS (\*AT MEMPHIS)

	*FR	*SO	R-SO	CAREER
Double-Doubles	-	9	-	9
10+ Points	4	20	-	24
20+ Points	-	4	-	4
5+ Rebounds	4	26	2	32
10+ Rebounds	-	12	-	12
3+ Assists	1	18	1	20
2+ 3PT Field Goals	-	4	-	4
2+ Steals	1	2	1	4
2+ Blocks	1	3	-	4
Led Team in Pts.	1	6	-	7
Led Team in Rebs.	0	14	-	14
Led Team in Assists	0	5	1	6
Led Team in Steals	0	5	1	6
Led Team in Blocks	0	5	-	5

## 2018-19 GAME-BY-GAME

OPPONENT (Date)	MP	FG-A	PCT	3PT-A	PCT	FT-A	PCT	O-D-T	PF	A	TO	BLK	ST	TP
vs. Michigan State (11.6)	10	1-1	1.000	1-1	1.000	1-2	.500	1-5-6	3	1	0	0	0	4
VERMONT (11.12)	3	0-0	---	0-0	---	0-0	---	0-0-0	1	0	1	0	0	0
LOUISIANA (11.16)	2	1-1	1.000	0-0	---	0-0	---	0-0-0	0	0	0	0	1	2
vs. Marquette (11.21)	2	0-0	---	0-0	---	0-0	---	0-2-2	0	0	0	0	0	0
vs. Tennessee (11.23)	19	2-4	.500	0-1	.000	4-6	.667	1-5-6	4	0	1	0	2	8
STANFORD (12.1)	4	0-0	---	0-0	---	2-2	1.000	2-0-2	1	0	1	0	0	2
WOFFORD (12.4)	17	2-4	.500	0-1	.000	1-2	.500	1-1-2	2	3	1	0	1	5
NEW MEXICO STATE (12.8)	4	1-1	1.000	1-1	1.000	0-0	---	0-1-1	0	1	0	0	0	3
VILLANOVA (12.15)	14	0-2	.000	0-1	.000	0-0	---	2-1-3	1	2	1	0	0	0
SOUTH DAKOTA (12.18)	9	1-3	.333	1-2	.500	0-0	---	0-0-0	4	0	0	0	0	3
at Arizona State (12.22)	12	0-2	.000	0-2	.000	0-0	---	0-2-2	2	2	0	0	0	0
EASTERN MICHIGAN (12.29)														
OKLAHOMA (1.2)														
at Iowa State (1.5)														
TCU (1.9)														
at Baylor (1.12)														
TEXAS (1.14)														
at West Virginia (1.19)														
IOWA STATE (1.12)														
at Kentucky (1.26)														
at Texas (1.29)														
TEXAS TECH (2.2)														
at Kansas State (2.5)														
OKLAHOMA STATE (2.9)														
at TCU (2.11)														
WEST VIRGINIA (2.16)														
at Texas Tech (2.23)														
KANSAS STATE (2.25)														
at Oklahoma State (3.2)														
at Oklahoma (3.5)														
BAYLOR (3.9)														
<b>TOTAL</b>	<b>96</b>	<b>8-18</b>	<b>.444</b>	<b>3-9</b>	<b>.333</b>	<b>8-12</b>	<b>.667</b>	<b>7-17-24</b>	<b>18</b>	<b>9</b>	<b>5</b>	<b>0</b>	<b>4</b>	<b>27</b>

^ Starter

## CAREER YEAR-BY-YEAR STATISTICS (\*AT MEMPHIS)

SEASON	GP	GS	MIN	AVG	FG	FGA	PCT	3FG	3FGA	PCT	FT	FTA	PCT	OFF	DEF	TOT	AVG	PF	FO	AST	TO	BLK	STL	PTS	AVG		
2015-16*	10	2	197	19.7	26	71	.366	2	9	.222	34	51	.667	10	25	35	3.5	26	1	11	19	6	6	88	8.8		
2016-17*	32	31	1078	33.7	145	363	.399	22	67	.328	82	118	.695	73	186	259	8.1	72	1	88	66	13	16	394	12.3		
2017-18																											
REDSHIRT YEAR																											
2018-19	11	0	96	8.7	8	18	.444	3	9	.333	8	12	.667	7	17	24	2.2	18	0	9	5	0	4	27	2.5		
<b>TOTAL</b>	<b>53</b>	<b>33</b>	<b>1371</b>	<b>25.9</b>	<b>179</b>	<b>452</b>	<b>.396</b>	<b>27</b>	<b>85</b>	<b>.318</b>	<b>124</b>	<b>181</b>	<b>.685</b>	<b>90</b>	<b>228</b>	<b>318</b>	<b>6.0</b>	<b>116</b>	<b>2</b>	<b>108</b>	<b>90</b>	<b>19</b>	<b>26</b>	<b>509</b>	<b>9.6</b>		



# GARRETT LUINSTRA (loo-IN-struh)

Freshman • Guard • 6-2 • 155 • Lawrence, Kan. • Lawrence Free State HS

## SEASON STATS

PPG	RPG	APG	FG%	3FG%	FT%
<b>0.0</b>	<b>0.5</b>	<b>0.0</b>	<b>0%</b>	-	-

## LAST GAME VS. SOUTH DAKOTA (12.18.18)

MIN	PTS	REBS	ASTS	BLKS	STLS
<b>2</b>	<b>0</b>	<b>1</b>	<b>0</b>	<b>0</b>	<b>0</b>

An invited walk-on ... A combo guard who set his high school's single-season scoring record with 456 points as a senior ... Averaged 19 points his senior year in guiding Free State High School to the 6A state title game and a 19-6 record ... A first-team all-state selection and the Sunflower League Player of the Year his senior season.

## CAREER HONORS

### CAREER HIGHS

Points	-
Field Goals	-
Field Goal Att.	1 vs. South Dakota (12.18.18)
3PT Field Goals	-
3PT Field Goal Att.	-
Free Throws	-
Free Throw Att.	-
Rebounds	1 vs. South Dakota (12.18.18)
Assists	-
Blocks	-
Steals	-
Minutes	2 vs. South Dakota (12.18.18)

### MISCELLANEOUS

#### FRESHMAN/CAREER

5+ Minutes	-
4+ Points	-
3+ Rebounds	-
2+ Assists	-
2+ 3PT Field Goals	-
2+ Steals	-
2+ Blocks	-
Led Team in Pts.	-
Led Team in Rebs.	-
Led Team in Steals	-
Led Team in Blocks	-

## 2018-19 GAME-BY-GAME

OPPONENT (Date)	MP	FG-A	PCT	3PT-A	PCT	FT-A	PCT	O-D-T	PF	A	TO	BLK	ST	TP
vs. Michigan State (11.6)							DNP							
VERMONT (11.12)							DNP							
LOUISIANA (11.16)							DNP							
vs. Marquette (11.21)							DNP							
vs. Tennessee (11.23)							DNP							
STANFORD (12.1)							DNP							
WOFFORD (12.4)	1	0-0	---	0-0	---	0-0	---	0-0-0	1	0	0	0	0	0
NEW MEXICO STATE (12.8)							DNP							
VILLANOVA (12.15)							DNP							
SOUTH DAKOTA (12.18)	2	0-1	.000	0-0	---	0-0	---	1-0-1	0	0	0	0	0	0
at Arizona State (12.22)							DNP							
EASTERN MICHIGAN (12.29)														
OKLAHOMA (1.2)														
at Iowa State (1.5)														
TCU (1.9)														
at Baylor (1.12)														
TEXAS (1.14)														
at West Virginia (1.19)														
IOWA STATE (1.12)														
at Kentucky (1.26)														
at Texas (1.29)														
TEXAS TECH (2.2)														
at Kansas State (2.5)														
OKLAHOMA STATE (2.9)														
at TCU (2.11)														
WEST VIRGINIA (2.16)														
at Texas Tech (2.23)														
KANSAS STATE (2.25)														
at Oklahoma State (3.2)														
at Oklahoma (3.5)														
BAYLOR (3.9)														
<b>TOTAL</b>	<b>3</b>	<b>0-1</b>	<b>.000</b>	<b>0-0</b>	<b>---</b>	<b>0-0</b>	<b>---</b>	<b>1-0-1</b>	<b>1</b>	<b>0</b>	<b>0</b>	<b>0</b>	<b>0</b>	<b>0</b>

^ Starter

## CAREER YEAR-BY-YEAR STATISTICS

SEASON	GP	GS	MIN	AVG	FG	FGA	PCT	3FG	3FGA	PCT	FT	FTA	PCT	OFF	DEF	TOT	AVG	PF	FO	AST	TO	BLK	STL	PTS	AVG
2018-19	2	0	3	1.5	0	1	.000	0	0	.000	0	0	.000	1	0	1	0.5	1	0	0	0	0	0	0	0.0
<b>TOTAL</b>	<b>2</b>	<b>0</b>	<b>3</b>	<b>1.5</b>	<b>0</b>	<b>1</b>	<b>.000</b>	<b>0</b>	<b>0</b>	<b>.000</b>	<b>0</b>	<b>0</b>	<b>.000</b>	<b>1</b>	<b>0</b>	<b>1</b>	<b>0.5</b>	<b>1</b>	<b>0</b>	<b>0</b>	<b>0</b>	<b>0</b>	<b>0</b>	<b>0</b>	<b>0.0</b>

# SILVIO DE SOUSA

(deh-SOE-suh)

Freshman • Forward • 6-9 • 245 • Luanda, Angola • IMG Academy (Fla.)

## LAST SEASON STATS

PPG	RPG	BPG	FG%	3FG%	FT%
4.0	3.7	0.2	68%	-	71%

## LAST GAME VS. VILLANOVA (3.31.18)

MIN	PTS	REBS	ASTS	BLKS	STLS
10	7	7	0	0	0

**2017-18:** Averaged 4.8 points and 5.4 rebounds in the 2018 NCAA Tournament ... Tied season high with 26 minutes vs. Duke (3/25) with 10 rebounds and scoring four points ... Averaged 20.0 minutes, 10.0 ppg and 9.7 rpg in the Big 12 Championship ... Posted his first double-double (16 points, 10 rebounds) vs. West Virginia (3/10) in the Big 12 title game ... Pulled down six or more rebounds seven times, including his last three games in the NCAA Tournament ... Joined the team following graduation from IMG Academy in Bradenton, Florida, following the fall 2017 semester.



## CAREER HONORS

### CAREER HIGHS

Points	16	vs. West Virginia (3.10.18)
Field Goals	8	vs. West Virginia (3.10.18)
Field Goal Att.	8	vs. West Virginia (3.10.18)
3PT Field Goals	-	-
3PT Field Goal Att.	-	-
Free Throws	4	vs. Oklahoma (2.19.18)
Free Throw Att.	4	3x, last vs. Villanova (3.31.18)
Rebounds	11	vs. Kansas State (3.9.18)
Assists	1	4x, last vs. Duke (3.25.18)
Blocks	1	3x, last vs. Duke (3.25.18)
Steals	1	vs. West Virginia (3.10.18)
Minutes	26	vs. Duke (3.25.18) vs. West Virginia (3.10.18)

### MISCELLANEOUS

	FR	SO	CAREER
Double-Doubles	1		1
10+ Points	2		2
20+ Points	-		-
5+ Rebounds	7		7
10+ Rebounds	3		3
3+ Assists	-		-
2+ Steals	-		-
2+ Blocks	-		-
Led Team in Pts.	-		-
Led Team in Rebs.	4		4
Led Team in Assists	-		-
Led Team in Steals	-		-
Led Team in Blocks	1		1

## 2018-19 GAME-BY-GAME

OPPONENT (Date)	MP	FG-A	PCT	3PT-A	PCT	FT-A	PCT	O-D-T	PF	A	TO	BLK	ST	TP
vs. Michigan State (11.6)														
VERMONT (11.12)														
LOUISIANA (11.16)														
vs. Marquette (11.21)														
vs. Tennessee (11.23)														
STANFORD (12.1)														
WOFFORD (12.4)														
NEW MEXICO STATE (12.8)														
VILLANOVA (12.15)														
SOUTH DAKOTA (12.18)														
at Arizona State (12.22)														
EASTERN MICHIGAN (12.29)														
OKLAHOMA (1.2)														
at Iowa State (1.5)														
TCU (1.9)														
at Baylor (1.12)														
TEXAS (1.14)														
at West Virginia (1.19)														
IOWA STATE (1.12)														
at Kentucky (1.26)														
at Texas (1.29)														
TEXAS TECH (2.2)														
at Kansas State (2.5)														
OKLAHOMA STATE (2.9)														
at TCU (2.11)														
WEST VIRGINIA (2.16)														
at Texas Tech (2.23)														
KANSAS STATE (2.25)														
at Oklahoma State (3.2)														
at Oklahoma (3.5)														
BAYLOR (3.9)														
<b>TOTAL</b>														

^ Starter

## CAREER YEAR-BY-YEAR STATISTICS

SEASON	GP	GS	MIN	AVG	FG	FGA	PCT	3FG	3FGA	PCT	FT	FTA	PCT	OFF	DEF	TOT	AVG	PF	FO	AST	TO	BLK	STL	PTS	AVG
2017-18	20	0	175	8.8	32	47	.681	0	0	.000	15	21	.714	33	41	74	3.7	33	0	4	18	3	1	79	4.0
2018-19	0	0	0	0.0	0	0	.000	0	0	.000	0	0	.000	0	0	0	0.0	0	0	0	0	0	0	0	0.0
<b>TOTAL</b>	<b>20</b>	<b>0</b>	<b>175</b>	<b>8.8</b>	<b>32</b>	<b>47</b>	<b>.681</b>	<b>0</b>	<b>0</b>	<b>.000</b>	<b>15</b>	<b>21</b>	<b>.714</b>	<b>33</b>	<b>41</b>	<b>74</b>	<b>3.7</b>	<b>33</b>	<b>0</b>	<b>4</b>	<b>18</b>	<b>3</b>	<b>1</b>	<b>79</b>	<b>4.0</b>

# LAGERALD VICK

Senior • Guard • 6-5 • 190 • Memphis, Tenn. • Douglass HS

## SEASON STATS

PPG	RPG	APG	FG%	3FG%	FT%
16.8	4.2	1.8	50%	50%	78%

## LAST GAME AT ARIZONA STATE (12.22.18)

MIN	PTS	REBS	ASTS	BLKS	STLS
37	14	2	1	0	2

Lone senior on the Kansas roster ... Made 13 3-pointers in his last six games in 2017-18 ... All-Big 12 Honorable Mention ... Had six 20-point efforts ... Recorded 12 games of six-plus rebounds in 2017-18 including eight boards vs. Clemson (3/23) ... Averaged 7.4 ppg and shot 37 percent from beyond the arc in 2016-17.



## CAREER HONORS

- Big 12 Player of the Week (12.3.18)
- NIT Season Tip-Off All-Tournament Team
- Big 12 Player of the Week (11.19.18)
- All-Big 12 Honorable Mention [2017-18]
- Academic All-Big 12 Rookie Team [2015-16]

## CAREER HIGHS

Points	33	vs. Louisiana (11.16.18)
Field Goals	12	vs. Vermont (11.12.18)
	12	vs. Washington (12.6.17)
Field Goal Att.	23	vs. Washington (12.6.17)
3PT Field Goals	8	vs. Vermont (11.12.18)
3PT Field Goal Att.	12	vs. Louisiana (11.16.18)
Free Throws	8	vs. Villanova (12.15.18)
Free Throw Att.	10	vs. Villanova (12.15.18)
Rebounds	11	vs. Texas Southern (11.21.17)
Assists	7	3x, last vs. Washington (12.6.17)
Blocks	3	vs. Oakland (11.24.17)
Steals	3	5x, last vs. South Dakota (12.18.18)
Minutes	43	2x, last vs. Stanford (12.1.18)

## MISCELLANEOUS

	FR	SO	JR	SR	CAREER
Double-Doubles	0	0	1	-	1
10+ Points	0	7	24	8	39
20+ Points	0	1	6	4	11
30+ Points	0	0	0	2	2
5+ Rebounds	1	12	21	5	33
10+ Rebounds	0	0	1	-	1
3+ Assists	0	2	12	3	17
2+ 3PT Field Goals	0	7	17	8	32
2+ Steals	0	6	10	5	21
2+ Blocks	0	2	2	-	4
Led Team in Pts.	0	1	3	4	8
Led Team in Rebs.	0	1	4	1	6
Led Team in Assists	0	0	3	1	4
Led Team in Steals	0	5	6	4	15
Led Team in Blocks	0	6	6	1	13

## 2018-19 GAME-BY-GAME

OPPONENT (Date)	MP	FG-A	PCT	3PT-A	PCT	FT-A	PCT	O-D-T	PF	A	TO	BLK	ST	TP
^vs. Michigan State (11.6)	32	1-7	.143	0-4	.000	0-0	---	0-3-3	2	3	2	0	3	2
^VERMONT (11.12)	33	12-14	.857	8-8	1.000	0-0	---	1-2-3	2	1	2	0	1	32
^LOUISIANA (11.16)	40	11-18	.611	7-12	.583	4-5	.800	2-7-9	0	2	3	0	2	33
^vs. Marquette (11.21)	36	6-12	.500	3-5	.600	1-2	.500	0-2-2	2	0	2	0	1	16
^vs. Tennessee (11.23)	43	6-12	.500	3-7	.429	0-0	---	1-1-2	2	4	2	0	1	15
^STANFORD (12.1)	43	10-17	.588	7-11	.636	0-0	.000	1-4-5	3	1	3	0	1	27
WOFFORD (12.4)	22	0-3	.000	0-2	.000	0-0	---	0-2-2	0	0	2	0	1	0
NEW MEXICO STATE (12.8)	31	2-8	.250	1-3	.333	0-0	---	0-6-6	2	5	1	1	2	5
^VILLANOVA (12.15)	39	9-15	.600	3-8	.375	8-10	.800	0-7-7	2	1	3	0	0	29
^SOUTH DAKOTA (12.18)	33	5-12	.417	2-3	.667	0-0	---	2-3-5	2	2	3	1	3	12
^at Arizona State (12.22)	37	5-16	.313	3-11	.273	1-1	1.000	0-2-2	4	1	3	0	2	14
EASTERN MICHIGAN (12.29)														
OKLAHOMA (1.2)														
at Iowa State (1.5)														
TCU (1.9)														
at Baylor (1.12)														
TEXAS (1.14)														
at West Virginia (1.19)														
IOWA STATE (1.12)														
at Kentucky (1.26)														
at Texas (1.29)														
TEXAS TECH (2.2)														
at Kansas State (2.5)														
OKLAHOMA STATE (2.9)														
at TCU (2.11)														
WEST VIRGINIA (2.16)														
at Texas Tech (2.23)														
KANSAS STATE (2.25)														
at Oklahoma State (3.2)														
at Oklahoma (3.5)														
BAYLOR (3.9)														
<b>TOTAL</b>	<b>389</b>	<b>67-134</b>	<b>.500</b>	<b>37-74</b>	<b>.500</b>	<b>14-18</b>	<b>.778</b>	<b>7-39-46</b>	<b>21</b>	<b>20</b>	<b>26</b>	<b>2</b>	<b>17</b>	<b>185</b>

^ Starter

## CAREER YEAR-BY-YEAR STATISTICS

SEASON	GP	GS	MIN	AVG	FG	FGA	PCT	3FG	3FGA	PCT	FT	FTA	PCT	OFF	DEF	TOT	AVG	PF	FO	AST	TO	BLK	STL	PTS	AVG
2015-16	19	0	91	4.8	14	25	.560	8	17	.471	3	6	.500	1	4	5	0.3	6	0	8	6	1	3	39	2.1
2016-17	36	6	878	24.4	97	219	.443	34	92	.370	38	46	.826	36	91	127	3.5	58	1	34	40	15	21	266	7.4
2017-18	39	35	1289	33.1	187	383	.488	59	158	.373	37	55	.673	37	150	187	4.8	74	0	83	64	13	34	470	12.1
2018-19	11	9	389	35.4	67	134	.500	37	74	.500	14	18	.778	7	39	46	4.2	21	0	20	26	2	17	185	16.8
<b>TOTAL</b>	<b>105</b>	<b>50</b>	<b>2647</b>	<b>25.2</b>	<b>365</b>	<b>761</b>	<b>.480</b>	<b>138</b>	<b>341</b>	<b>.405</b>	<b>92</b>	<b>125</b>	<b>.736</b>	<b>81</b>	<b>284</b>	<b>365</b>	<b>3.5</b>	<b>159</b>	<b>1</b>	<b>145</b>	<b>136</b>	<b>31</b>	<b>75</b>	<b>960</b>	<b>9.1</b>



# OCHAI AGBAJI

(OH-chie uh-BAH-gee)

Freshman • Guard • 6-5 • 210 • Kansas City, Mo. • Oak Park HS

## SEASON STATS

PPG	RPG	APG	FG%	3FG%	FT%
-	-	-	-	-	-

## LAST GAME EXH VS. WASHBURN (11.18)

MIN	PTS	REBS	ASTS	BLKS	STLS
11	6	3	0	1	0

Was declared a redshirt for 2018-19 on Nov. 5 ... A Kansas City product who is very athletic and has a great shooting touch ... Verbally committed to Kansas in February 2018 ... Bill Self compares Agbaji to Kansas City Jayhawk Travis Releford who played in 138 career games and was a two-year starter while at KU.

## CAREER HONORS

## CAREER HIGHS

Points	.....
Field Goals	.....
Field Goal Att.	.....
3PT Field Goals	.....
3PT Field Goal Att.	.....
Free Throws	.....
Free Throw Att.	.....
Rebounds	.....
Assists	.....
Blocks	.....
Steals	.....
Minutes	.....

## MISCELLANEOUS

### FRESHMAN/CAREER

Double-Doubles	.....
10+ Points	.....
20+ Points	.....
5+ Rebounds	.....
10+ Rebounds	.....
3+ Assists	.....
3+ 3PT Field Goals	.....
2+ Steals	.....
2+ Blocks	.....
Led Team in Pts.	.....
Led Team in Rebs.	.....
Led Team in Assists	.....
Led Team in Steals	.....
Led Team in Blocks	.....

## 2018-19 GAME-BY-GAME

OPPONENT (Date)	MP	FG-A	PCT	3PT-A	PCT	FT-A	PCT	O-D-T	PF	A	TO	BLK	ST	TP
<sup>^</sup> EMPORIA STATE (Exh. 10.26)	12	3-3	1.000	2-2	1.000	0-0	.000	1-3-4	1	0	0	0	0	8
WASHBURN (Exh. 11.1)	11	2-2	1.000	1-1	1.000	1-2	.500	1-2-3	2	0	2	1	0	6
vs. Michigan State (11.6)														
VERMONT (11.12)														
LOUISIANA (11.16)														
vs. Marquette (11.21)														
vs. Tennessee (11.23)														
STANFORD (12.1)														
WOFFORD (12.4)														
NEW MEXICO STATE (12.8)														
VILLANOVA (12.15)														
SOUTH DAKOTA (12.18)														
at Arizona State (12.22)														
EASTERN MICHIGAN (12.29)														
OKLAHOMA (1.2)														
at Iowa State (1.5)														
TCU (1.9)														
at Baylor (1.12)														
TEXAS (1.14)														
at West Virginia (1.19)														
IOWA STATE (1.12)														
at Kentucky (1.26)														
at Texas (1.29)														
TEXAS TECH (2.2)														
at Kansas State (2.5)														
OKLAHOMA STATE (2.9)														
at TCU (2.11)														
WEST VIRGINIA (2.16)														
at Texas Tech (2.23)														
KANSAS STATE (2.25)														
at Oklahoma State (3.2)														
at Oklahoma (3.5)														
BAYLOR (3.9)														

### TOTAL

^ Starter

## CAREER YEAR-BY-YEAR STATISTICS

SEASON	GP	GS	MIN	AVG	FG	FGA	PCT	3FG	3FGA	PCT	FT	FTA	PCT	OFF	DEF	TOT	AVG	PF	FO	AST	TO	BLK	STL	PTS	AVG
2018-19	0	0	0	0.0	0	0	.000	0	0	.000	0	0	.000	0	0	0	0.0	0	0	0	0	0	0	0	0.0
<b>TOTAL</b>	<b>0</b>	<b>0</b>	<b>0</b>	<b>0.0</b>	<b>0</b>	<b>0</b>	<b>.000</b>	<b>0</b>	<b>0</b>	<b>.000</b>	<b>0</b>	<b>0</b>	<b>.000</b>	<b>0</b>	<b>0</b>	<b>0</b>	<b>0.0</b>	<b>0</b>	<b>0</b>	<b>0</b>	<b>0</b>	<b>0</b>	<b>0</b>	<b>0</b>	<b>0.0</b>



# DAVID McCORMACK

Freshman • Forward • 6-10 • 265 • Norfolk, Va. • Oak Hill Academy

## SEASON STATS

PPG	RPG	BPG	FG%	3FG%	FT%
2.7	2.4	0.5	50%	-	63%

## LAST GAME AT ARIZONA STATE (12.22.18)

MIN	PTS	REBS	ASTS	BLKS	STLS
11	2	4	0	1	0

A 2018 McDonald's All-American who also represented the USA at the Nike Hoop Summit ... A big body who showed a lot of discipline in losing more than 50 pounds during high school ... Can play both power forward and center and can open up the middle with his outside shooting.

## CAREER HONORS

## CAREER HIGHS

Points	12	vs. South Dakota (12.18.18)
Field Goals	4	vs. South Dakota (12.18.18)
Field Goal Att.	7	vs. South Dakota (12.18.18)
3PT Field Goals	-	
3PT Field Goal Att.	-	
Free Throws	4	vs. South Dakota (12.18.18)
Free Throw Att.	4	vs. South Dakota (12.18.18)
		vs. Michigan State (11.6.18)
Rebounds	6	vs. South Dakota (12.18.18)
		vs. Louisiana (11.16.18)
Assists	1	vs. South Dakota (12.18.18)
		vs. Michigan State (11.6.18)
Blocks	2	vs. South Dakota (12.18.18)
Steals	-	
Minutes	17	vs. South Dakota (12.18.18)

## MISCELLANEOUS

	FRESHMAN/CAREER
Double-Doubles	-
10+ Points	1
20+ Points	-
5+ Rebounds	2
10+ Rebounds	-
2+ Assists	-
1+ 3PT Field Goals	-
2+ Steals	-
2+ Blocks	1
Led Team in Pts.	-
Led Team in Rebs.	-
Led Team in Assists	-
Led Team in Steals	-
Led Team in Blocks	3

## 2018-19 GAME-BY-GAME

OPPONENT (Date)	MP	FG-A	PCT	3PT-A	PCT	FT-A	PCT	O-D-T	PF	A	TO	BLK	ST	TP
vs. Michigan State (11.6)	5	1-2	.500	0-0	---	1-4	.250	1-2-3	1	1	0	0	0	3
VERMONT (11.12)						DNP								
LOUISIANA (11.16)	10	1-4	.250	0-0	---	0-0	---	4-2-6	0	0	0	1	0	2
vs. Marquette (11.21)	2	1-1	1.000	0-0	---	0-0	---	0-0-0	0	0	0	0	0	2
vs. Tennessee (11.23)	4	0-0	---	0-0	---	0-0	---	0-1-1	1	0	2	0	0	0
STANFORD (12.1)	1	0-0	----	0-0	---	0-0	---	0-1-1	0	0	0	0	0	0
WOFFORD (12.4)	5	3-5	.600	0-0	---	0-0	---	0-3-3	0	0	0	0	0	6
NEW MEXICO STATE (12.8)	4	0-1	.000	0-0	---	0-0	---	0-0-0	0	0	0	1	0	0
VILLANOVA (12.15)	1	0-0	---	0-0	---	0-0	---	0-0-0	0	0	0	0	0	0
SOUTH DAKOTA (12.18)	17	4-7	.571	0-0	---	4-4	1.000	1-5-6	2	1	0	2	0	12
at Arizona State (12.22)	11	1-2	.500	0-0	---	0-0	---	2-2-4	2	0	0	1	0	2
EASTERN MICHIGAN (12.29)														
OKLAHOMA (1.2)														
at Iowa State (1.5)														
TCU (1.9)														
at Baylor (1.12)														
TEXAS (1.14)														
at West Virginia (1.19)														
IOWA STATE (1.12)														
at Kentucky (1.26)														
at Texas (1.29)														
TEXAS TECH (2.2)														
at Kansas State (2.5)														
OKLAHOMA STATE (2.9)														
at TCU (2.11)														
WEST VIRGINIA (2.16)														
at Texas Tech (2.23)														
KANSAS STATE (2.25)														
at Oklahoma State (3.2)														
at Oklahoma (3.5)														
BAYLOR (3.9)														
<b>TOTAL</b>	<b>60</b>	<b>11-22</b>	<b>.500</b>	<b>0-0</b>	<b>---</b>	<b>5-8</b>	<b>.625</b>	<b>8-16-24</b>	<b>6</b>	<b>2</b>	<b>2</b>	<b>5</b>	<b>0</b>	<b>27</b>

^ Starter

## CAREER YEAR-BY-YEAR STATISTICS

SEASON	GP	GS	MIN	AVG	FG	FGA	PCT	3FG	3FGA	PCT	FT	FTA	PCT	OFF	DEF	TOT	AVG	PF	FO	AST	TO	BLK	STL	PTS	AVG
2018-19	10	0	60	6.0	11	22	.500	0	0	.000	5	8	.625	8	16	24	2.4	6	0	2	2	5	0	27	2.7
<b>TOTAL</b>	<b>10</b>	<b>0</b>	<b>60</b>	<b>6.0</b>	<b>11</b>	<b>22</b>	<b>.500</b>	<b>0</b>	<b>0</b>	<b>.000</b>	<b>5</b>	<b>8</b>	<b>.625</b>	<b>8</b>	<b>16</b>	<b>24</b>	<b>2.4</b>	<b>6</b>	<b>0</b>	<b>2</b>	<b>2</b>	<b>5</b>	<b>0</b>	<b>27</b>	<b>2.7</b>



# UDOKA AZUBUIKE

(you-DOE-kuh az-uh-BOO-kee)

Junior • Center • 7-0 • 270 • Delta, Nigeria • Potter's House Christian Academy

## SEASON STATS

PPG	RPG	BPG	FG%	3FG%	FT%
<b>12.9</b>	<b>6.1</b>	<b>1.4</b>	<b>68%</b>	<b>-</b>	<b>32%</b>

## LAST GAME VS. WOFFORD (12.4.18)

MIN	PTS	REBS	ASTS	BLKS	STLS
<b>4</b>	<b>0</b>	<b>4</b>	<b>0</b>	<b>0</b>	<b>0</b>

Led NCAA Division I in field goal percentage at 77.0, which ranks second best for a season in NCAA history ... Posted his sixth double-double of the season with 14 points and 11 rebounds vs. Clemson (3/23) ... Had 11 games with nine or more rebounds ... Ranked seventh in the Big 12 in rebound average (7.0) and sixth in blocked shots (1.7) ... Posted seven 20-point games season in 2017-18 ... Played in 11 games with six starts as a freshman in 2016-17 before a season-ending wrist injury.

## CAREER HONORS

- Kareem Abdul-Jabbar Center of the Year Award Candidate (1 of 20)
- Preseason All-Big 12 Honorable Mention
- All-Big 12 Third Team [2017-18]
- Academic All-Big 12 Second Team [2017-18]

## CAREER HIGHS

Points	26	at Nebraska (12.16.17)
Field Goals	13	at Nebraska (12.16.17)
Field Goal Att.	17	vs. Vermont (11.12.18)
	17	at Nebraska (12.16.17)
3PT Field Goals	-	-
3PT Field Goal Att.	-	-
Free Throws	7	vs. West Virginia (2.17.18)
Free Throw Att.	11	vs. Baylor (1.20.18)
Rebounds	13	at Texas (12.29.17)
Assists	2	4x, last vs. Marquette (11.21.18)
Blocks	5	vs. Texas (2.26.18) vs. Kansas State (1.13.18)
Steals	3	vs. Oklahoma (2.19.18)
Minutes	34	3x, last vs. Vermont (11.12.18)

## MISCELLANEOUS

	FR	SO	JR	CAREER
Double-Doubles	1	6	1	8
10+ Points	1	25	4	29
20+ Points	0	7	1	8
5+ Rebounds	4	30	3	37
10+ Rebounds	1	6	1	8
3+ Assists	0	0	-	0
2+ Steals	0	4	-	4
2+ Blocks	5	19	2	26
Led Team in Pts.	0	7	-	7
Led Team in Rebs.	3	20	1	24
Led Team in Assists	0	0	-	0
Led Team in Steals	0	1	-	1
Led Team in Blocks	6	22	4	32

## 2018-19 GAME-BY-GAME

OPPONENT (Date)	MP	FG-A	PCT	3PT-A	PCT	FT-A	PCT	O-D-T	PF	A	TO	BLK	ST	TP
^vs. Michigan State (11.6)	20	7-10	.700	0-0	---	3-7	.429	2-1-3	4	1	2	4	1	17
^VERMONT (11.12)	34	10-17	.588	0-0	---	3-6	.500	1-10-11	2	0	3	1	0	23
^LOUISIANA (11.16)	23	8-10	.800	0-0	---	1-4	.250	4-4-8	3	1	2	4	0	17
^vs. Marquette (11.21)	15	3-5	.600	0-0	---	0-3	.000	1-3-4	4	2	2	0	0	6
^vs. Tennessee (11.23)	17	4-6	.667	0-0	---	1-2	.500	1-3-4	5	0	4	1	1	9
^STANFORD (12.1)	28	9-11	.818	0-0	---	0-3	.000	3-6-9	4	1	2	0	1	18
^WOFFORD (12.4)	4	0-1	.000	0-0	---	0-0	---	2-2-4	0	0	0	0	0	0
NEW MEXICO STATE (12.8)														DNP -- INJURED
VILLANOVA (12.15)														DNP -- INJURED
SOUTH DAKOTA (12.18)														DNP - INJURED
at Arizona State (12.22)														DNP - INJURED
EASTERN MICHIGAN (12.29)														
OKLAHOMA (1.2)														
at Iowa State (1.5)														
TCU (1.9)														
at Baylor (1.12)														
TEXAS (1.14)														
at West Virginia (1.19)														
IOWA STATE (1.12)														
at Kentucky (1.26)														
at Texas (1.29)														
TEXAS TECH (2.2)														
at Kansas State (2.5)														
OKLAHOMA STATE (2.9)														
at TCU (2.11)														
WEST VIRGINIA (2.16)														
at Texas Tech (2.23)														
KANSAS STATE (2.25)														
at Oklahoma State (3.2)														
at Oklahoma (3.5)														
BAYLOR (3.9)														
<b>TOTAL</b>	<b>141</b>	<b>41-60</b>	<b>.683</b>	<b>0-0</b>	<b>---</b>	<b>8-25</b>	<b>.320</b>	<b>14-29-43</b>	<b>22</b>	<b>5</b>	<b>15</b>	<b>10</b>	<b>3</b>	<b>90</b>

^ Starter

## CAREER YEAR-BY-YEAR STATISTICS

SEASON	GP	GS	MIN	AVG	FG	FGA	PCT	3FG	3FGA	PCT	FT	FTA	PCT	OFF	DEF	TOT	AVG	PF	FO	AST	TO	BLK	STL	PTS	AVG
2016-17	11	6	142	12.9	22	35	.629	0	0	.000	11	29	.379	13	35	48	4.4	31	0	2	15	18	2	55	5.0
2017-18	36	34	848	23.6	211	274	.770	0	0	.000	45	109	.413	87	165	252	7.0	108	4	24	63	60	20	467	13.0
2018-19	7	7	141	20.1	41	60	.683	0	0	.000	8	25	.320	14	29	43	6.1	22	1	5	15	10	3	90	12.9
<b>TOTAL</b>	<b>54</b>	<b>47</b>	<b>1131</b>	<b>20.9</b>	<b>274</b>	<b>369</b>	<b>.743</b>	<b>0</b>	<b>0</b>	<b>.000</b>	<b>64</b>	<b>163</b>	<b>.393</b>	<b>114</b>	<b>229</b>	<b>343</b>	<b>6.4</b>	<b>161</b>	<b>5</b>	<b>31</b>	<b>93</b>	<b>88</b>	<b>25</b>	<b>612</b>	<b>11.3</b>



# MITCH LIGHTFOOT

Junior • Forward • 6-8 • 225 • Gilbert, Arizona • Gilbert Christian HS

## SEASON STATS

PPG	RPG	BPG	FG%	3FG%	FT%
2.2	2.4	0.7	56%	0%	60%

## LAST GAME AT ARIZONA STATE (12.22.18)

MIN	PTS	REBS	ASTS	BLKS	STLS
8	0	2	0	1	0

Started seven games in 2017-18 ... Pulled down a career-high 11 rebounds vs. Penn (3/18) with nine points ... Went 22-for-31 (71.0 percent) in his last 11 games ... Finished second on the team with 54 blocked shots ... Ranked eighth in the Big 12 with 1.5 blocked shots per game ... Led Kansas with 16 charges drawn ... Was born in Kansas City and moved to Arizona as a youth ... Played in 26 games as a freshman.

## CAREER HONORS

### CAREER HIGHS

Points	11	vs. Oakland (11.24.17)
Field Goals	4	4x, last vs. Kansas State (3.9.18)
Field Goal Att.	7	at West Virginia (1.15.18) vs. Texas Southern (11.21.17)
3PT Field Goals	2	vs. Tennessee St. (11.10.17)
3PT Field Goal Att.	3	vs. Texas Southern (11.21.17)
Free Throws	4	at Nebraska (12.16.17) vs. Oakland (11.24.17)
Free Throw Att.	4	4x last vs. South Dakota (12.18.18)
Rebounds	11	vs. Penn (3.15.18)
Assists	2	at Baylor (2.10.18)
Blocks	6	at TCU (1.6.18)
Steals	2	at Iowa State (2.13.18)
Minutes	27	vs. Penn (3.15.18)

### MISCELLANEOUS

	FR	SO	JR	CAREER
Double-Doubles	0	0	-	0
10+ Points	0	2	-	2
20+ Points	0	0	-	0
5+ Rebounds	1	10	2	13
10+ Rebounds	0	1	-	1
2+ Assists	0	1	-	1
2+ 3PT Field Goals	0	1	-	1
2+ Steals	0	1	-	1
2+ Blocks	3	13	-	16
Led Team in Pts.	0	0	-	0
Led Team in Rebs.	0	2	-	2
Led Team in Assists	0	0	-	0
Led Team in Steals	0	1	-	1
Led Team in Blocks	6	19	5	30

## 2018-19 GAME-BY-GAME

OPPONENT (Date)	MP	FG-A	PCT	3PT-A	PCT	FT-A	PCT	O-D-T	PF	A	TO	BLK	ST	TP
vs. Michigan State (11.6)	6	2-2	1.000	0-0	---	0-0	---	1-0-1	3	0	0	1	0	4
VERMONT (11.12)	6	0-1	.000	0-1	.000	1-2	.500	0-1-1	1	1	0	1	0	1
LOUISIANA (11.16)	2	0-0	---	0-0	---	0-0	---	0-0-0	1	0	1	0	0	0
vs. Marquette (11.21)	13	1-1	1.000	0-0	---	1-1	1.000	1-1-2	0	1	0	1	0	3
vs. Tennessee (11.23)	8	0-0	---	0-0	---	0-0	---	0-3-3	0	0	0	1	0	0
STANFORD (12.1)	5	0-1	.000	0-0	---	0-0	---	1-0-1	0	0	0	0	0	0
WOFFORD (12.4)	6	0-0	---	0-0	---	0-0	---	1-1-2	0	0	1	0	0	0
NEW MEXICO STATE (12.8)	18	3-6	.500	0-1	.000	1-2	.500	2-4-6	3	1	1	1	0	7
VILLANOVA (12.15)	14	1-1	1.000	0-0	---	0-1	.000	0-2-2	1	0	1	1	0	2
SOUTH DAKOTA (12.18)	14	2-3	.667	0-1	.000	3-4	.750	3-3-6	1	1	0	1	0	7
at Arizona State (12.22)	8	0-1	.000	0-0	---	0-0	---	1-1-2	2	0	1	1	0	0
EASTERN MICHIGAN (12.29)														
OKLAHOMA (1.2)														
at Iowa State (1.5)														
TCU (1.9)														
at Baylor (1.12)														
TEXAS (1.14)														
at West Virginia (1.19)														
IOWA STATE (1.12)														
at Kentucky (1.26)														
at Texas (1.29)														
TEXAS TECH (2.2)														
at Kansas State (2.5)														
OKLAHOMA STATE (2.9)														
at TCU (2.11)														
WEST VIRGINIA (2.16)														
at Texas Tech (2.23)														
KANSAS STATE (2.25)														
at Oklahoma State (3.2)														
at Oklahoma (3.5)														
BAYLOR (3.9)														
<b>TOTAL</b>	<b>100</b>	<b>9-16</b>	<b>.563</b>	<b>0-3</b>	<b>.000</b>	<b>6-10</b>	<b>.600</b>	<b>10-16-26</b>	<b>12</b>	<b>4</b>	<b>5</b>	<b>8</b>	<b>0</b>	<b>24</b>

^ Starter

## CAREER YEAR-BY-YEAR STATISTICS

SEASON	GP	GS	MIN	AVG	FG	FGA	PCT	3FG	3FGA	PCT	FT	FTA	PCT	OFF	DEF	TOT	AVG	PF	FO	AST	TO	BLK	STL	PTS	AVG
2016-17	26	0	102	3.9	10	18	.556	2	3	.667	2	12	.167	9	16	25	1.0	17	0	1	7	11	2	24	0.9
2017-18	38	7	531	14.0	60	105	.571	6	17	.353	18	25	.720	48	68	116	3.1	83	3	10	29	54	10	144	3.8
2018-19	11	0	100	9.1	9	16	.563	0	3	.000	6	10	.600	10	16	26	2.4	12	0	4	5	8	0	24	2.2
<b>TOTAL</b>	<b>75</b>	<b>7</b>	<b>733</b>	<b>9.8</b>	<b>79</b>	<b>139</b>	<b>.568</b>	<b>8</b>	<b>23</b>	<b>.348</b>	<b>26</b>	<b>47</b>	<b>.553</b>	<b>67</b>	<b>100</b>	<b>167</b>	<b>2.2</b>	<b>112</b>	<b>3</b>	<b>15</b>	<b>41</b>	<b>73</b>	<b>12</b>	<b>192</b>	<b>2.6</b>



# GAME-BY-GAME COMPARISONS

Opponent	1st	2nd	Score	Mar	Total FG	FG Pct	3-Pointers	3FG Pct	Free Throws	FT Pct	Rebounds	Mar	Assist	TOver	Block	Steal	Fouls
vs. Michigan State (11/6)	50/36	42/51	92-87	+5	31-69/26-59	.449/.441	10-23/12-23	.435/.522	20-33/23-35	.606/.657	42/40	+2	21/19	11/18	7/7	10/5	28/25
VERMONT (11/12)	40/36	44/32	84-68	+16	33-63/23-56	.524/.411	12-19/9-26	.632/.346	6-10/13-17	.600/.765	38/28	+10	19/11	13/12	2/2	7/3	18/13
LOUISIANA (11/16)	44/41	45/35	89-76	+13	32-65/27-63	.492/.429	8-22/12-36	.364/.333	17-26/10-12	.654/.833	45/32	+13	20/16	16/15	5/0	6/10	14/20
vs. Marquette (11/21)	38/47	39/21	77-68	+9	28-58/25-60	.483/.417	5-10/14-31	.500/.452	16-24/4-5	.667/.800	38/31	+7	10/17	8/13	5/7	6/2	15/22
vs. Tennessee (11/23)	31/33	38/36	87-81	+6	30-60/31-75	.500/.413	5-17/7-27	.294/.259	22-34/12-17	.647/.706	43/40	+3	13/19	16/14	2/4	6/5	18/25
STANFORD (12/1)	29/35	46/40	90-84	+6	32-64/28-63	.500/.444	7-16/12-34	.438/.353	19-27/16-19	.704/.842	37/36	+1	12/13	11/18	0/6	10/3	20/22
WOFFORD (12/4)	29/26	43/21	72-47	+25	31-63/17-65	.492/.262	3-23/5-26	.130/.192	7-10/8-10	.700/.800	36/45	(9)	11/5	7/18	5/3	9/1	11/14
NEW MEXICO ST. (12/8)	26/28	37/32	63-60	+3	25-58/25-55	.431/.455	7-21/7-26	.333/.269	6-12/3-10	.500/.300	36/37	(1)	15/20	13/16	4/4	7/6	15/15
VILLANOVA (12/15)	33/31	41/40	74-71	+3	23-46/24-59	.500/.407	5-15/8-28	.333/.286	23-30/15-19	.767/.789	35/26	+9	9/8	14/9	2/2	4/5	19/21
SOUTH DAKOTA (12/18)	37/27	52/26	89-53	+36	34-66/22-58	.515/.379	9-23/3-13	.391/.231	12-15/6-13	.800/.462	42/31	+11	19/14	12/17	5/2	11/8	16/15
at Arizona State (12/22)	39/31	37/49	76-80	(4)	27-65/26-63	.415/.413	7-28/8-21	.250/.381	15-16/20-32	.938/.625	40/41	(1)	13/13	16/11	5/5	6/9	22/12
Eastern Michigan (12/29)																	
OKLAHOMA (1/2)																	
at Iowa State (1/5)																	
TCU (1/9)																	
at Baylor (1/12)																	
TEXAS (1/14)																	
at West Virginia (1/19)																	
IOWA STATE (1/21)																	
at Kentucky (1/26)																	
at Texas (1/29)																	
TEXAS TECH (2/2)																	
at Kansas State (2/5)																	
OKLAHOMA STATE (2/9)																	
at TCU (2/11)																	
WEST VIRGINIA (2/16)																	
at Texas Tech (2/23)																	
KANSAS STATE (2/25)																	
at Oklahoma State (3/2)																	
at Oklahoma (3/5)																	
BAYLOR (3/9)																	

Note: Game totals are displayed in the format KANSAS/OPPONENT for each category

## SPECIALTY SCORING STATS

Opponent	PAINT			OFF TURNOVERS			2ND CHANCE			FAST BREAK			BENCH		
	KU	OPP	MARGIN	KU	OPP	MARGIN	KU	OPP	MARGIN	KU	OPP	MARGIN	KU	OPP	MARGIN
vs. Michigan State (11/6)	40	24	+16	20	11	+9	12	11	+1	24	26	-2	16	18	(2)
VERMONT (11/12)	32	16	+16	18	9	+9	16	5	+11	11	5	+6	12	11	+1
LOUISIANA (11/16)	44	24	+20	17	23	(6)	20	4	+16	7	23	-16	10	7	-3
vs. Marquette (11/21)	40	16	+24	15	5	+10	11	6	+5	8	0	+8	16	10	+6
vs. Tennessee (11/23)	48	40	+8	14	16	(2)	11	9	+2	12	0	+12	17	12	+5
STANFORD (12/1)	46	32	+14	22	9	+13	20	9	+11	5	2	+3	9	14	(5)
WOFFORD (12/4)	46	16	+30	25	5	+20	7	12	(5)	17	3	+14	15	14	+1
NEW MEXICO ST. (12/8)	32	36	(4)	29	16	+13	14	12	+2	6	5	+1	15	19	(4)
VILLANOVA (12/15)	24	30	(6)	10	9	+1	10	12	(2)	5	2	+3	4	0	+4
SOUTH DAKOTA (12/18)	38	32	+6	19	11	+8	10	5	+5	17	2	+15	40	30	+10
at Arizona State (12/22)	38	26	+12	10	13	(3)	6	11	(5)	10	7	+3	5	26	(21)
Eastern Michigan (12/29)															
OKLAHOMA (1/2)															
at Iowa State (1/5)															
TCU (1/9)															
at Baylor (1/12)															
TEXAS (1/14)															
at West Virginia (1/19)															
IOWA STATE (1/21)															
at Kentucky (1/26)															
at Texas (1/29)															
TEXAS TECH (2/2)															
at Kansas State (2/5)															
OKLAHOMA STATE (2/9)															
at TCU (2/11)															
WEST VIRGINIA (2/16)															
at Texas Tech (2/23)															
KANSAS STATE (2/25)															
at Oklahoma State (3/2)															
at Oklahoma (3/5)															
BAYLOR (3/9)															
<b>AVG/GM</b>	<b>38.9</b>	<b>26.5</b>	<b>+12.4</b>	<b>18.1</b>	<b>11.5</b>	<b>+6.5</b>	<b>12.5</b>	<b>8.7</b>	<b>+3.7</b>	<b>11.1</b>	<b>6.8</b>	<b>+4.3</b>	<b>14.5</b>	<b>14.6</b>	<b>-0.1</b>

# INDIVIDUAL LEADERS GAME-BY-GAME

OPPONENT	SCORE	W/L	POINTS	REBOUNDS	ASSISTS	STEALS	BLOCKS
vs. Michigan State (11/6)	92-87	W	21-Quentin Grimes	14-Dedric Lawson	6-Dedric Lawson	3-Lagerald Vick Devon Dotson	4-Udoka Azubuike
VERMONT (11/12)	84-68	W	32-Lagerald Vick	11-Udoka Azubuike	10-Quentin Grimes	2-Devon Dotson Marcus Garrett	1-Mitch Lightfoot Udoka Azubuike
LOUISIANA (11/16)	89-76	W	33-Lagerald Vick	9-Lagerald Vick	5-Marcus Garrett	2-Lagerald Vick	4-Udoka Azubuike
vs. Marquette (11/21)	77-68	W	26-Dedric Lawson	12-Dedric Lawson	4-Devon Dotson	3-Devon Dotson	2-Marcus Garrett Dedric Lawson
vs. Tennessee (11/23)	87-81	WOT	24-Dedric Lawson	13-Dedric Lawson	5-Dedric Lawson	2-K.J. Lawson	1-Mitch Lightfoot Udoka Azubuike
STANFORD (12/1)	90-84	WOT	27-Lagerald Vick	15-Dedric Lawson	4-Devon Dotson	4-Marcus Garrett	-
WOFFORD (12/4)	72-47	W	20-Dedric Lawson	8-Dedric Lawson	3-Three Tied	3-Devon Dotson	3-Dedric Lawson
NEW MEXICO STATE (12/8)	63-60	W	20-Dedric Lawson	10-Dedric Lawson	5-Lagerald Vick	3-Charlie Moore	1-Four Tied
VILLANOVA (12/15)	74-71	W	29-Lagerald Vick	12-Dedric Lawson	3-Marcus Garrett	4-Marcus Garrett	1-Marcus Garrett Mitch Lightfoot
SOUTH DAKOTA (12/18)	89-53	W	18-Charlie Moore	14-Dedric Lawson	6-Devon Dotson	3-Three Tied	2-David McCormack
at Arizona State (12/22)	76-80	L	30-Dedric Lawson	14-Dedric Lawson	5-Devon Dotson	2-Charlie Moore Lagerald Vick	1-Five Tied
EASTERN MICHIGAN (12/29)							
OKLAHOMA (1/2)							
at Iowa State (1/5)							
TCU (1/9)							
at Baylor (1/12)							
TEXAS (1/14)							
at West Virginia (1/19)							
IOWA STATE (1/21)							
at Kentucky (1/26)							
at Texas (1/29)							
TEXAS TECH (2/2)							
at Kansas State (2/5)							
OKLAHOMA STATE (2/9)							
at TCU (2/11)							
WEST VIRGINIA (2/16)							
at Texas Tech (2/23)							
KANSAS STATE (2/25)							
at Oklahoma State (3/2)							
at Oklahoma (3/5)							
BAYLOR (3/9)							

## INDIVIDUAL SUPERLATIVES

CATEGORY	KANSAS	OPPONENT
Points Scored	33 by Lagerald Vick vs. Louisiana (11-16-18)	29 by Phil Booth of Villanova (12-15-18)
Total Field Goals	12 by Dedric Lawson at Arizona State (12-22-18) 12 by Lagerald Vick vs. Vermont (11-12-18)	11 by Phil Booth of Villanova (12-15-18)
Total FGs Attempted	18 by Lagerald Vick vs. Louisiana (11-16-18) 18 by Dedric Lawson vs. Michigan State (11-6-18)	23 by Markus Howard of Marquette (11-21-18)
Highest FG% (5 made)	85.7 (12-14) by Lagerald Vick vs. Vermont (11-12-18)	70.0 (7-10) by Ivan Aurrecochea of New Mexico State (12-8-18)
Highest FG% (10 made)	85.7 (12-14) by Lagerald Vick vs. Vermont (11-12-18)	58.8 (10-17) by Stanley Umude of South Dakota (12-18-18)
3-Point Field Goals	8 by Lagerald Vick vs. Vermont (11-12-18)	6 by Sam Hauser of Marquette (11-21-18)
3-Pt. FGs Attempted	12 by Lagerald Vick vs. Louisiana (11-16-18)	13 by Sam Hauser of Marquette (11-21-18)
3-Point FG% (min. 3 made)	100.0 (8-8) by Lagerald Vick vs. Vermont (11-12-18)	71.4 (5-7) by Isaac White of Stanford (12-1-18)
Free Throws	10 by Dedric Lawson vs. Stanford (12-1-18) 10 by Dedric Lawson vs. Michigan State (11-6-18)	7 by Eric Paschall of Villanova (12-15-18)
Free Throws Attempted	12 by Dedric Lawson vs. Michigan State (11-6-18)	10 by Nick Ward of Michigan State (11-6-18)
Free Throw % (min. 5 made)	100.0 (5-5) by Dedric Lawson at Arizona State (12-22-18)	100.0, 3x, last (5-5) by Fletcher Magee of Wofford (12-4-18)
Offensive Rebounds	5 by Dedric Lawson vs. New Mexico State (12-8-18) 5 by Dedric Lawson vs. Tennessee (11-23-18)	8 by Cameron Jackson of Wofford (12-4-18)
Defensive Rebounds	12 by Dedric Lawson at Arizona State (12-22-18) 12 by Dedric Lawson vs. South Dakota (12-18-18)	10 by Kenny Goins of Michigan State (11-6-18)
Total Rebounds	15 by Dedric Lawson vs. Stanford (12-1-18)	11, 3x, last by Zylan Cheatham of Arizona State (12-22-18)
Assists	10 by Quentin Grimes vs. Vermont (11-12-18)	11 by Cassius Winston of Michigan State (11-6-18)
Turnovers	5 by Devon Dotson at Arizona State (12-22-18) 5 by Dedric Lawson vs. Louisiana (11-16-18)	6 by Cameron Jackson of Wofford (12-4-18)
Blocked Shots	4 by Udoka Azubuike vs. Louisiana (11-16-18) 4 by Udoka Azubuike vs. Michigan State (11-6-18)	5 by Theo John of Marquette (11-21-18)
Steals	4 by Marcus Garrett vs. Villanova (12-15-18) 4 by Marcus Garrett vs. Stanford (12-1-18)	4 by Taeshon Cherry of Arizona State (12-22-18) 4 by Marcus Stroman of Louisiana (11-16-18)
Minutes Played (including OT)	43, 3x, last by Lagerald Vick & Devon Dotson vs. Stanford (12-1-18)	44 by Daejon Davis of Stanford (12-1-18)

## TEAM SUPERLATIVES

KANSAS HIGH	KANSAS LOW	CATEGORY	OPPONENT HIGH	OPPONENT LOW
92 vs. Michigan State (11-6-18)	63 vs. New Mexico State (12-8-18)	<b>Points</b>	87 by Michigan State (11-6-18)	47 by Wofford (12-4-18)
52 (2nd) vs. South Dakota (12-18-18)	26 (1st) vs. New Mexico State (12-8-18)	<b>Points/Half</b>	51 (2nd) by Michigan State (11-6-18)	21 (2nd) by Wofford (12-4-18) 21 (2nd) by Marquette (11-21-18)
18 vs. Tennessee (11-23-18)	15 vs. Stanford (12-1-18)	<b>Points/OT</b>	12 by Tennessee (11-23-18)	9 by Stanford (12-1-18)
34 vs. South Dakota (12-18-18)	23 vs. Villanova (12-15-18)	<b>Field Goals</b>	31 by Tennessee (11-23-18)	17 by Wofford (12-4-18)
69 vs. Michigan State (11-6-18)	46 vs. Villanova (12-15-18)	<b>Field Goal Attempts</b>	75 by Tennessee (11-23-18)	55 by New Mexico State (12-8-18)
52.4 (33-63) vs. Vermont (11-12-18)	41.5 (27-65) at Arizona State (12-22-18)	<b>Field Goal Percentage</b>	45.5 (25-55) by New Mexico State (12-8-18)	26.2 (17-65) by Wofford (12-4-18)
12 vs. Vermont (11-12-18)	3 vs. Wofford (12-4-18)	<b>3-Point Field Goals</b>	14 by Marquette (11-21-18)	3 by South Dakota (12-18-18)
28 at Arizona State (12-22-18)	10 vs. Marquette (11-21-18)	<b>3-Point Field Goal Attempts</b>	36 by Louisiana (11-16-18)	13 by South Dakota (12-18-18)
63.2 (12-19) vs. Vermont (11-12-18)	13.0 (3-23) vs. Wofford (12-4-18)	<b>3-Point Field Goal Percentage</b>	52.2 (12-23) by Michigan State (11-6-18)	19.2 (5-26) by Wofford (12-4-18)
23 vs. Villanova (12-15-18)	6 vs. New Mexico State (12-8-18) 6 vs. Vermont (11-12-18)	<b>Free Throws Made</b>	23 by Michigan State (11-6-18)	3 by New Mexico State (12-8-18)
34 vs. Tennessee (11-23-18)	10 vs. Wofford (12-4-18) 10 vs. Vermont (11-12-18)	<b>Free Throw Attempts</b>	35 by Michigan State (11-6-18)	5 by Marquette (11-21-18)
93.8 (15-16) at Arizona State (12-22-18)	50.0 (6-12) vs. New Mexico State (12-8-18)	<b>Free Throw Percentage</b>	84.2 (16-19) by Stanford (12-1-18)	30.0 (3-10) by New Mexico State (12-8-18)
16 vs. Louisiana (11-16-18)	6 vs. Wofford (12-4-18)	<b>Offensive Rebounds</b>	19 by Wofford (12-4-18)	5 by Vermont (11-12-18)
32 vs. South Dakota (12-18-18) 32 vs. Tennessee (11-23-18)	23 vs. New Mexico State (12-8-18)	<b>Defensive Rebounds</b>	33 by Michigan State (11-6-18)	16 by Villanova (12-15-18)
45 vs. Louisiana (11-16-18)	35 vs. Villanova (12-15-18)	<b>Rebounds</b>	45 by Wofford (12-4-18)	26 by Villanova (12-15-18)
28 vs. Michigan State (11-6-18)	11 vs. Wofford (12-4-18)	<b>Fouls</b>	25 by Tennessee (11-23-18) 25 by Michigan State (11-6-18)	12 by Arizona State (12-22-18)
1, 2x, last vs. Stanford (12-1-18)	0, 9x, last at Arizona State (12-22-18)	<b>DQs</b>	1, 6x, last by South Dakota (12-18-18)	0, 4x, last by New Mexico State (12-8-18)
21 vs. Michigan State (11-6-18)	9 vs. Villanova (12-15-18)	<b>Assists</b>	20 by New Mexico State (12-8-18)	5 by Wofford (12-4-18)
16, 3x, last at Arizona State (12-22-18)	7 vs. Wofford (12-4-18)	<b>Turnovers</b>	18, 3x, last by Wofford (12-4-18)	9 by Villanova (12-15-18)
7 vs. Michigan State (11-6-18)	0 vs. Stanford (12-1-18)	<b>Blocked Shots</b>	7 by Marquette (11-21-18) 7 by Michigan State (11-6-18)	0 by Louisiana (11-16-18)
11 vs. South Dakota (12-18-18)	4 vs. Villanova (12-15-18)	<b>Steals</b>	10 by Louisiana (11-16-18)	1 by Wofford (12-4-18)

# LEAD/DEFICIT BREAKDOWN GAME-BY-GAME

Opponent	FIRST HALF SCORE			SECOND HALF SCORE			FINAL SCORE			LARGEST		TIMES TIED	LEAD CHANGES	TIME LED	
	KU	OPP	MARGIN	KU	OPP	MARGIN	KU	OPP	MARGIN	LEAD	DEFICIT			MIN.	%
vs. Michigan State (11/6)	50	36	+14	42	51	(9)	92	87	+5	17	2	2	5	37:49	94.5%
VERMONT (11/12)	40	36	+4	44	32	+12	84	68	+16	18	8	1	6	23:58	59.9%
LOUISIANA (11/16)	44	41	+3	45	35	+10	89	76	+13	15	12	5	4	27:53	69.7%
vs. Marquette (11/21)	38	47	(9)	39	21	+18	77	68	+9	14	12	2	5	21:42	54.3%
vs. Tennessee (11/23)	31	33	(2)	38	36	+2	87	81	+6	7	9	7	12	22:37	50.3%
STANFORD (12/1)	29	35	(6)	46	40	+6	90	84	+6	8	12	10	15	15:58	35.5%
WOFFORD (12/4)	29	26	+3	43	21	+22	72	47	+25	29	3	2	7	32:36	81.5%
NEW MEXICO STATE (12/8)	26	28	(2)	37	32	+5	63	60	+3	10	7	8	4	19:33	48.9%
VILLANOVA (12/15)	33	31	+2	41	40	+1	74	71	+3	9	5	8	8	28:36	71.5%
SOUTH DAKOTA (12/18)	37	27	+10	52	26	+26	89	53	+36	37	-	0	0	39:39	99.1%
at Arizona State (12/22)	39	31	+8	37	49	(12)	76	80	(4)	12	4	1	1	37:19	93.3%
EASTERN MICHIGAN (12/29)															
OKLAHOMA (1/2)															
at Iowa State (1/5)															
TCU (1/9)															
at Baylor (1/12)															
TEXAS (1/14)															
at West Virginia (1/19)															
IOWA STATE (1/21)															
at Kentucky (1/26)															
at Texas (1/29)															
TEXAS TECH (2/2)															
at Kansas State (2/5)															
OKLAHOMA STATE (2/9)															
at TCU (2/11)															
WEST VIRGINIA (2/16)															
at Texas Tech (2/23)															
KANSAS STATE (2/25)															
at Oklahoma State (3/2)															
at Oklahoma (3/5)															
BAYLOR (3/9)															
<b>AVG/GM</b>	<b>36.0</b>	<b>33.7</b>	<b>+2.3</b>	<b>42.2</b>	<b>34.8</b>	<b>+7.4</b>	<b>81.2</b>	<b>70.5</b>	<b>+10.7</b>	<b>16.0</b>	<b>7.4</b>	<b>4.2</b>	<b>6.1</b>	<b>27:43</b>	<b>68.4%</b>

## KANSAS' RECORD WHEN...

	2018-19	Bill Self era
Leading At Half .....	6-1	374-29
Trailing At Half .....	4-0	68-65
Tied At Half .....	0-0	15-3
Leading With 5:00 Remaining in Regulation .....	8-1	419-16
Trailing With 5:00 Remaining in Regulation .....	1-0	33-78
Tied With 5:00 Remaining in Regulation .....	1-0	5-3
In Overtime .....	2-0	22-9
Kansas Outrebounds Opponent .....	8-0	342-39
Kansas Is Outrebounded .....	2-1	96-51
Kansas Is Tied in Rebounds .....	0-0	19-7
Kansas Commits More Turnovers .....	4-1	178-64
Opponent Commits More Turnovers .....	6-0	247-29
Kansas Is Tied in Turnovers .....	0-0	33-4
Kansas Has More Free Throw Attempts .....	7-0	298-29
Opponent Has More Free Throw Attempts .....	2-1	140-66
Kansas is Tied in Free Throw Attempts .....	1-0	19-2
Kansas Shoots 50% or Better .....	5-0	243-9
Kansas Shoots Less Than 50% .....	5-1	214-88
Opponent Shoots 50% or Better .....	0-0	7-23
Opponent Shoots Less Than 50% .....	10-1	450-74
Kansas Shoots Better Than Opponent .....	9-1	426-35
Opponent Shoots Better Than Kansas .....	1-0	31-60
Kansas and Opponent Tied in FG% .....	0-0	0-2
Kansas Bench Outscores Opponent Bench .....	7-0	292-35
Opponent Bench Outscores Kansas Bench .....	3-1	157-59
Kansas is Tied in Bench Points .....	0-0	8-3
Kansas Scores Between 0-59 .....	0-0	9-16
Kansas Scores Between 60-69 .....	1-0	67-49
Kansas Scores Between 70-79 .....	3-1	141-19
Kansas Scores Between 80-89 .....	4-0	151-12
Kansas Scores Between 90-99 .....	2-0	64-1
Kansas Scores 100 or More .....	0-0	25-0
Opponent Scores Between 0-59 .....	2-0	164-1
Opponent Scores Between 60-69 .....	3-0	174-28
Opponent Scores Between 70-79 .....	2-0	86-32
Opponent Scores Between 80-89 .....	3-1	30-30
Opponent Scores 90 or More .....	0-0	3-6
On Mondays .....	1-0	65-16
On Tuesdays .....	3-0	54-14
On Wednesdays .....	1-0	63-6
On Thursdays .....	0-0	29-4
On Fridays .....	2-0	55-8
On Saturdays .....	3-1	159-39
On Sundays .....	0-0	32-10
In November .....	5-0	76-11
In December .....	5-1	88-14
In January .....	0-0	110-19
In February .....	0-0	94-25
In March .....	0-0	87-27
In April .....	0-0	2-1
On CBS .....	0-0	53-20
On CBS Sports Network .....	0-0	2-0
On ESPN .....	3-0	128-43
On ESPN2 .....	4-1	82-13
On ESPNU .....	0-0	37-5
On Jayhawk TV .....	3-0	88-3
On Big 12 Network TV .....	0-0	41-6
On AXS .....	0-0	1-0
On TBS/TNT/TruTV .....	0-0	12-3
On NBCSports Network .....	0-0	1-1
On FSI .....	0-0	2-0
On Fox Sports Net .....	0-0	4-1
On ABC .....	0-0	6-2

## MISCELLANEOUS STREAKS

Kansas' All-Time Record .....	2,258-850
Consecutive games with a 3-point field goal .....	127
Consecutive games opponent under 100 points .....	84
Number of 100-point games in Kansas history .....	116
Number of 100-point games in Bill Self era .....	25
KU's All-Time Overtime Record .....	69-57
KU's last OT game .....	12/1/2018 (Kansas 90, Stanford 84 [OT])
Consecutive Allen Fieldhouse Sellouts .....	281

## ATTENDANCE

	G	TOTAL	AVERAGE
Home (Allen Fieldhouse) .....	6	97,800	16,300
Home (Sprint Center) .....	1	15,210	15,210
Away .....	1	14,592	14,592
Neutral .....	3	29,379	9,793
<b>Total .....</b>	<b>11</b>	<b>156,981</b>	<b>14,271</b>

## MISCELLANEOUS STATS

## STARTING LINEUPS (4)

(W-L)	1	2	3	4	5
6-0	D. Lawson	Grimes	Dotson	Vick	Azubuike
2-1	D. Lawson	Grimes	Dotson	Vick	Garrett
1-0	D. Lawson	Grimes	Dotson	Garrett	Azubuike
1-0	D. Lawson	Grimes	Dotson	Garrett	Moore

## WIN/LOSS MARGIN

	1	2	3	4	5	6	7	8	9	10	11-15	16-29	30+
Wins	-	-	2	-	1	2	-	-	1	-	1	2	1
Losses	-	-	-	1	-	-	-	-	-	-	-	-	-

## VIOLATIONS/TECHNICAL FOULS

	3-Seconds	5-Seconds	10-Seconds	Shot Clock Exp.	Lane Viol.	Technical	Goaltending
Kansas	-	-	-	-	2	-	-
Opponent	-	1	-	4	1	-	2

## LEADS AND DEFICITS

KU's Biggest Halftime Lead	14 (50-36) vs. Michigan State (11-6-18)
KU's Biggest Halftime Lead Blown	8 (39-31) at Arizona State (12-22-18)
KU's Biggest Halftime Deficit	9 (38-47) vs. Marquette (11-21-18)
KU's Biggest Halftime Deficit Erased	9 (38-47) vs. Marquette (11-21-18)
KU's Biggest Overall Lead	37 (87-50) vs. South Dakota (12-18-18)
KU's Biggest Win Total	36 (89-53) vs. South Dakota (12-18-18)
KU's Biggest Loss Total	4 (80-76) at Arizona State (12-22-18)
KU's Biggest Lead Blown	12 (39-27) at Arizona State (12-22-18)
KU's Biggest Overall Deficit	12 (43-31) vs. Stanford (12-1-18)
	12 (30-42) vs. Marquette (11-21-18)
	12 (20-32) vs. Louisiana (11-16-18)
KU's Biggest Deficit Overcome	12 (43-31) vs. Stanford (12-1-18)
	12 (30-42) vs. Marquette (11-21-18)
	12 (20-32) vs. Louisiana (11-16-18)

JUMP BALLS CONTROLLED  
(INCLUDES OT)

Kansas	8
Opponents	5

## HOW KU SCORED FIRST POINTS

3-Pointer	7
Lay-Up	1
Jump Shot	3
Alley-Oop	-
Free Throw	-
Dunk	-
Follow	-

## BENCH POINTS

	PTS (AVG)
Kansas	159 (14.5)
Opponents	161 (14.6)

## WHO SCORED KU'S FIRST POINTS

Lagerald Vick	5
Devon Dotson	2
Quentin Grimes	2
Udoka Azubuike	1
Charlie Moore	1

## 20-PLUS POINT GAMES

Dedric Lawson	8
Lagerald Vick	4
Udoka Azubuike	1
Quentin Grimes	1

## DOUBLE-FIGURE SCORING

Dedric Lawson	10
Lagerald Vick	8
Devon Dotson	7
Udoka Azubuike	4
Quentin Grimes	3
Marcus Garrett	2
David McCormack	1
Charlie Moore	1

FIRST PLAYER OFF THE BENCH  
(sometimes multiple players)

Mitch Lightfoot	9
Charlie Moore	5
Marcus Garrett	1
Lagerald Vick	1

## DOUBLE-FIGURE REBOUNDING

Dedric Lawson	8
Udoka Azubuike	1

## DOUBLE-DOUBLES

Dedric Lawson	8
Udoka Azubuike	1
Quentin Grimes	1

## INDIVIDUAL MISCELLANEOUS STATISTICS (\*HUSTLE PLAYS)

NO. - PLAYER	*FLOOR BURNS	DUNKS	CHARGES DRAWN	FT-FTA (LAST 5:00/OT)
0 - Garrett	5	3	1	2-3
1 - D. Lawson	10	2	2	21-28
2 - Moore	5	-	1	5-6
5 - Grimes	7	1	-	4-6
11 - Dotson	13	-	3	11-13
12 - Teahan	-	-	-	-
13 - K.J. Lawson	2	-	-	3-4
20 - Luinstra	-	-	-	-
22 - De Sousa	-	-	-	-
24 - Vick	8	5	-	6-7
30 - Agbaji	-	-	-	-
33 - McCormack	3	3	-	-
35 - Azubuike	3	27	-	4-9
44 - Lightfoot	3	2	4	-
<b>TOTALS</b>	<b>59</b>	<b>43</b>	<b>11</b>	<b>56-76 (.737)</b>
<b>OPPONENTS</b>	<b>51</b>	<b>25</b>	<b>15</b>	<b>37-49 (.755)</b>











# THE LAST TIME...

## A TEAM SCORED 100+ POINTS IN A GAME

KU	104 (W, 104-74)	vs. Oklahoma, 2-19-18
Opp.	103 (L, 99-103)	by Indiana, 11-11-16

## A TEAM SCORED 50 OR FEWER POINTS IN A GAME

KU	40 (L, 40-72)	vs. Kentucky, 11-18-14
Opp.	47 (W, 72-47)	by Wofford, 12-4-18

## A TEAM SCORED 90+ POINTS IN ALLEN FIELDHOUSE

KU	90 (W, 90-84 [ot])	vs. Stanford, 12-1-18
Opp.	95 (L, 85-95)	by Arizona State, 12-10-17

## A TEAM SCORED 60 OR FEWER POINTS IN ALLEN FIELDHOUSE

KU	57 (L, 57-61)	vs. San Diego State, 1-5-14
Opp.	53 (W, 89-53)	by South Dakota, 12-18-18

## A TEAM SCORED 90 POINTS IN A LOSS

KU	99 (99-103 OT)	vs. Indiana, 11-11-16
Opp.	106 (L, 106-109 3OT)	by Oklahoma, 1-4-16

## A TEAM SCORED 60 OR FEWER POINTS IN A VICTORY

KU	56 (W, 56-55)	at Baylor, 1-7-15
Opp.	60 (L, 57-60)	by Stanford, 3-23-14

## A TEAM HAD 5+ PLAYERS SCORE IN DOUBLE FIGURES

KU	Newman (20), Graham (18), Mykhailiuk (16), De Sousa (16), Vick (10)	vs. West Virginia, 3-10-18
Opp.	Edwards (15), Cheatham (13), Dort (13), White (11), Martin (10)	by Arizona State, 12-22-18

## A TEAM WON A GAME BY 25+ POINTS

KU	+36 (89-53)	vs. South Dakota, 12-18-18
Opp.	+25 (77-52)	by Temple, 12-22-14

## A TEAM WON A GAME BY 50+ POINTS

KU	+51 (123-72)	vs. Chaminade, 11-23-15
Opp.		Never

## A TEAM WON AN OVERTIME GAME (SINGLE-OVERTIME)

KU	90-84	vs. Stanford, 12-1-18
Opp.	92-89	by Iowa State, 2-4-17

## A TEAM WON A DOUBLE-OVERTIME GAME

KU	68-68	at Oklahoma State, 2-20-13
Opp.	80-79	by Texas Tech, 2-14-05

## A TEAM WON A TRIPLE-OVERTIME GAME

KU	109-106	vs. Oklahoma, 1-4-16
Opp.	76-73	by Oklahoma State, 2-4-81

## A TEAM SHOT 60% FG IN A GAME

KU	60.3% (35-58)	vs. Texas, 2-26-18
Opp.	60.4%	by Oklahoma State, 2-27-10

## A TEAM SHOT 30% OR WORSE FG IN A GAME

KU	19.6%	vs. Kentucky, 11-18-14
Opp.	26.2%	by Wofford, 12-4-18

## A TEAM MADE 12+ 3-POINT FG IN A GAME

KU	12	vs. Vermont, 11-12-18
Opp.	12	by Stanford, 12-1-18

## A TEAM DID NOT MAKE A 3-POINT FG IN A GAME

KU	0-8	vs. TCU, 3-12-15
Opp.	0-9	by Stanford, 3-23-14

## A TEAM SHOT 60% 3-POINT FG IN A GAME (min. 10)

KU	63.2 (12-19)	vs. Vermont, 11-12-18
Opp.	69.2% (9-13)	by Colorado, 1-25-11

## A TEAM MADE 30+ FREE THROWS IN A GAME

KU	33	vs. West Virginia, 2-13-17
Opp.	30	by Stanford, 12-3-16

## A TEAM MADE 5 OR FEWER FREE THROWS IN A GAME

KU	4	vs. West Virginia, 3-10-18
Opp.	3	by New Mexico State, 12-8-18

## A TEAM ATTEMPTED 40+ FREE THROWS IN A GAME

KU	44	vs. West Virginia, 2-13-17
Opp.	47	by West Virginia, 1-12-16

## A TEAM SHOT 90% OR BETTER FREE THROWS IN A GAME

KU	93.8 (15-16)	at Arizona State (12-22-18)
Opp.	100.0 (10-10)	by West Virginia, 3-10-18

## A TEAM SHOT 40% OR WORSE FREE THROWS IN A GAME

KU	30.0% (3-10)	vs. Texas, 2-26-18
Opp.	30.0% (3-10)	by New Mexico State, 12-8-18

## A TEAM HAD 25+ OFFENSIVE REBOUNDS IN A GAME

KU	28	vs. Fort Hays State, 12-10-03
Opp.	26	by TCU, 1-28-15

## A TEAM HAD 5 OR FEWER OFFENSIVE REBOUNDS IN A GAME

KU	5	vs. Toledo, 11-28-17
Opp.	5	by Vermont, 11-12-18

## A TEAM HAD 30+ DEFENSIVE REBOUNDS IN A GAME

KU	32	vs. South Dakota, 12-18-18
Opp.	33	by Michigan State, 11-6-18

## A TEAM HAD 40+ DEFENSIVE REBOUNDS IN A GAME

KU	43	vs. Oklahoma, 1-4-16
Opp.	41	by Oklahoma, 1-4-16

## A TEAM HAD 50+ TOTAL REBOUNDS IN A GAME

KU	51	vs. Texas Southern, 11-21-17
Opp.	50	by Indiana, 11-11-16

## A TEAM HAD 60+ TOTAL REBOUNDS IN A GAME

KU	60	vs. Oklahoma, 1-4-16
Opp.		Never

## A TEAM HAD 25 OR FEWER TOTAL REBOUNDS IN A GAME

KU	25	vs. Kansas State, 1-13-18
Opp.	25	by Oklahoma, 2-19-18

## A TEAM OUT-REBOUNDED ITS OPPONENT BY 15+

KU	+15 (47-32)	vs. Duke, 3-25-18
Opp.	+15 (44-29)	by Texas Tech, 1-2-18

## A TEAM OUT-REBOUNDED ITS OPPONENT BY 20+

KU	+23 (49-26)	vs. Omaha, 12-18-17
Opp.		Never

## A TEAM OUT-REBOUNDED ITS OPPONENT BY 30+

KU	+30 (61-31)	vs. Alcorn State, 12-2-09
Opp.		Never

## 3+ PLAYERS WITH 10+ REBOUNDS IN A GAME

KU	Markieff Morris (13), Marcus Morris (11) & Thomas Robinson (10)	vs. Valparaiso, 11-15-10
Opp.	Eduardo Najera (12), Eric Martin (10) & Ryan Humphrey (10)	of Oklahoma, 2-20-99

## 2 PLAYERS WITH A DOUBLE-DOUBLE IN SAME GAME

KU	Udoka Azubuike (23 pts, 11 reb) & Quentin Grimes (10 pts, 10 assists)	vs. Vermont, 11-12-18
Opp.	Cameron Lard (15 pts, 10 reb) & Nick Weiler-Babb (13 pts, 10 reb)	of Iowa State, 1-9-18

## 3 PLAYERS WITH A DOUBLE-DOUBLE IN SAME GAME

KU	D. Graham (17p, 11a), L. Vick (19p, 11r) & M. Garrett (13p, 11r)	vs. Texas Southern, 11-21-17
Opp.		Never

## A PLAYER WITH A TRIPLE-DOUBLE IN A GAME

KU	Jeff Withey (16 pts, 12 reb, 12 blk)	vs. San Jose State, 11-26-12
Opp.	Denzel Valentine (29 pts, 12 reb, 12 ast)	of Michigan State, 11-17-15

## A TEAM HAD 25+ ASSISTS IN A GAME

KU	25	vs. Omaha, 12-18-17
Opp.	26	by Oklahoma, 1-10-94

## A TEAM HAD 7 OR FEWER ASSISTS IN A GAME

KU	7	at Oklahoma, 3-7-15
Opp.	5	by Wofford, 12-4-18

# THE LAST TIME...

A TEAM HAD 15+ STEALS IN A GAME			
KU	15	vs. Towson, 11-11-11	
Opp.	22	by West Virginia, 1-16-16	
A TEAM DID NOT HAVE A STEAL IN A GAME			
KU		vs. Syracuse, 3-18-01	
Opp.		Oakland, 11-25-09	
A TEAM HAD 10+ BLOCKED SHOTS IN A GAME			
KU	12	vs. Nebraska, 12-10-16	
Opp.	10	by Kentucky, 11-14-17	
A TEAM DID NOT BLOCK A SHOT IN A GAME			
KU		vs. Stanford, 12-1-18	
Opp.		by Louisiana, 11-16-18	
A TEAM COMMITTED 30+ FOULS IN A GAME			
KU	32	vs. Indiana, 11-11-16	
Opp.	31	by West Virginia, 2-13-17	
A TEAM COMMITTED 10 OR FEWER FOULS IN A GAME			
KU	10	vs. West Virginia, 3-10-18	
Opp.	10	by Omaha, 12-18-17	
A TEAM HAD TWO PLAYERS DISQUALIFIED (FOUL OUT)			
KU	Sviatoslav Mykhailiuk / Carlton Bragg Jr. / Lagerald Vick	vs. West Virginia, 2-13-17	
Opp.	Wendell Carter / Trevon Duval	of Duke, 3-25-18	
A TEAM HAD THREE PLAYERS DISQUALIFIED (FOUL OUT)			
KU	Sviatoslav Mykhailiuk / Carlton Bragg Jr. / Lagerald Vick	vs. West Virginia, 2-13-17	
Opp.	Poythress / Willis / Lee / Labissiere	of Kentucky, 1-30-16	
A TEAM HAD FOUR PLAYERS DISQUALIFIED (FOUL OUT)			
KU	Frank Mason III / Devonte' Graham / Carlton Bragg Jr. / Landen Lucas	vs. Indiana, 11-11-16	
Opp.			
A TEAM SCORED 50+ POINTS IN A HALF			
KU	52, 2nd half	vs. South Dakota, 12-18-18	
Opp.	51, 2nd half	by Michigan State, 11-6-18	
A TEAM SCORED 60+ POINTS IN A HALF			
KU	66, 1st half	vs. Texas Southern, 11-21-17	
Opp.	60, 2nd half	by Texas Tech, 2-13-99	
A TEAM HAD 20 OR FEWER POINTS IN A HALF			
KU	20, 1st half	at Baylor, 2-10-18	
Opp.	20, 1st half	by UNLV, 12-22-16	
A TEAM SHOT 70% OR BETTER FG IN A HALF			
KU	72.0 (18-25), 2nd half	vs. West Virginia, 3-10-18	
Opp.	75.0, 1st half	by Baylor, 1-25-93	
A TEAM SHOT 20% OR WORSE FG IN A HALF			
KU	13.6%, 1st half	at TCU, 2-6-13	
Opp.	19.4%, 2nd half	by Wofford, 12-4-18	
A TEAM MADE 7+ 3-POINTERS IN A HALF			
KU	8, 2nd half	vs. South Dakota, 12-18-18	
Opp.	11, 1st half	by Marquette, 11-21-18	
A TEAM MADE DID NOT MAKE A 3-POINTER IN A HALF			
KU	0-6, 1st half	vs. Stanford, 12-1-18	
Opp.	0-10, 2nd half	by Oklahoma State, 3-8-18	
A TEAM DID NOT MAKE A FREE THROW IN A HALF			
KU	1st half (0-1)	vs. New Mexico State, 12-8-18	
Opp.	1st half (0-0)	by Marquette, 11-21-18	
A TEAM DID NOT ATTEMPT A FREE THROW IN A HALF			
KU	1st half	vs. Kansas State, 3-9-18	
Opp.	1st half	by Marquette, 11-21-18	
A TEAM HAD 30+ REBOUNDS IN A HALF			
KU	32, 2nd half	vs. UMKC, 12-6-16	
Opp.	32, 1st half	by Rhode Island, 12-30-06	

A TEAM HAD 15+ ASSISTS IN A HALF			
KU	16, 2nd half	vs. South Dakota, 12-18-18	
Opp.	15, 1st half	by North Carolina, 3-25-12	
A TEAM DID NOT HAVE A TURNOVER IN A HALF			
KU	2nd half	vs. Wofford, 12-4-18	
Opp.	2nd half	vs. Kansas State, 1-13-18	
A TEAM HAD 10+ STEALS IN A HALF			
KU	10, 1st half	vs. Texas, 1-21-17	
Opp.	11, 2nd half	by Long Beach State, 12-6-11	
A TEAM HAD 7+ BLOCKED SHOTS IN A HALF			
KU	7, 2nd half	vs. Siena, 11-18-16	
Opp.	7, 1st half and 2nd half	by Texas, 2-28-15	
A PLAYER SCORED 30+ POINTS IN A GAME			
KU	30 by Dedric Lawson	at Arizona State (12-22-18)	
Opp.	31 by Gabe Devoe	of Clemson, 3-23-18	
A PLAYER SCORED 40+ POINTS IN A GAME			
KU	41 by Andrew Wiggins	at West Virginia, 3-8-14	
Opp.	46 by Buddy Hield	of Oklahoma, 1-4-16	
A PLAYER SHOT 80% OR BETTER FG IN A GAME (MIN. 10 ATT.)			
KU	80.0 (12-15) by Dedric Lawson	at Arizona State (12-22-18)	
Opp.	90.9 (10-11) by Eric Paschall	of Villanova, 3-31-18	
A PLAYER MADE 7+ 3-POINTERS IN A GAME			
KU	7 by Lagerald Vick	vs. Louisiana, 11-16-18	
Opp.	7 by Deonte Burton	of Iowa State, 2-4-17	
A PLAYER SHOT 100% 3-POINT FG (MIN. 5 ATT.)			
KU	8-8 by Lagerald Vick	vs. Vermont, 11-12-18	
Opp.	5-5 by Desmond Mason	of Oklahoma State, 2-7-00	
A PLAYER MADE 12+ FREE THROWS IN A GAME			
KU	13 (13-13) by Devonte' Graham	vs. Texas Tech, 1-2-18	
Opp.	19 (19-22) by Reid Travis	of Stanford, 12-3-16	
A PLAYER SHOT 100% FREE THROWS IN A GAME (MIN. 10 ATT.)			
KU	13-13 by Devonte' Graham	vs. Texas Tech, 1-2-18	
Opp.	12-12 by Taurean Prince	of Baylor, 1-2-16	
A PLAYER HAD 8+ OFFENSIVE REBOUNDS IN A GAME			
KU	9 by Jeff Withey	vs. Baylor, 1-16-12	
Opp.	8 by Cameron Jackson	of Wofford, 12-4-18	
A PLAYER HAD 12+ DEFENSIVE REBOUNDS IN A GAME			
KU	12 by Dedric Lawson	at Arizona State (12-22-18)	
Opp.	14 by Angel Delgado	of Seton Hall, 3-17-18	
A PLAYER HAD 15+ TOTAL REBOUNDS IN A GAME			
KU	15 by Dedric Lawson	vs. Stanford, 12-1-18	
Opp.	23 by Angel Delgado	of Seton Hall, 3-17-18	
A PLAYER HAD 10+ ASSISTS IN A GAME			
KU	10 by Quentin Grimes	vs. Vermont, 11-12-18	
Opp.	11 by Cassius Winston	of Michigan State, 11-6-18	
A PLAYER HAD 7+ TURNOVERS IN A GAME			
KU	7 by Frank Mason III	at West Virginia, 1-12-16	
Opp.	7 by Mark Vital	of Baylor, 2-10-18	
A PLAYER HAD 7+ BLOCKED SHOTS IN A GAME			
KU	8 by Joel Embiid	vs. Oklahoma State, 1-18-14	
Opp.	8 by Mohamed Bamba	of Texas, 12-29-17	
A PLAYER HAD 7+ STEALS IN A GAME			
KU	7 by Xavier Henry	vs. Baylor, 1-20-10	
Opp.	7 by Terry Black	of Baylor, 2-26-00	
A PLAYER PLAYED ALL 40 MINUTES IN REGULATION			
KU	Lagerald Vick	vs. Louisiana, 11-16-18	
Opp.	Grayson Allen	of Duke, 3-25-18	

## 2018-19 OVERALL STATS

RECORD:	OVERALL	HOME	AWAY	NEUTRAL
ALL GAMES	10-1	7-0	0-1	3-0
CONFERENCE	0-0	0-0	0-0	0-0
NON-CONFERENCE	10-1	7-0	0-1	3-0

#	Player	gp-gs	min	avg	Total		3-Point		F-Throw		Rebounds				pf	dq	a	to	blk	stl	pts	avg		
					fg-fga	fg%	3fg-fga	3fg%	ft-fga	ft%	off	def	tot	avg										
01	Dedric Lawson	11-11	355	32.3	83-156	.532	4-20	.200	57-72	.792	35	90	125	11.4	33	1	25	23	10	13	227	20.6		
24	Lagerald Vick	11-9	389	35.4	67-134	.500	37-74	.500	14-18	.778	7	39	46	4.2	21	0	20	26	2	17	185	16.8		
35	Udoka Azubuike	7-7	141	20.1	41-60	.683	0-0	.000	8-25	.320	14	29	43	6.1	22	1	5	15	10	3	90	12.9		
11	Devon Dotson	11-11	350	31.8	42-81	.519	9-21	.429	26-32	.813	7	28	35	3.2	26	0	33	23	1	15	119	10.8		
05	Quentin Grimes	11-11	271	24.6	30-80	.375	11-38	.289	10-18	.556	5	19	24	2.2	25	0	24	22	1	3	81	7.4		
00	Marcus Garrett	10-5	274	27.4	18-56	.321	4-18	.222	21-32	.656	10	27	37	3.7	13	0	25	7	4	18	61	6.1		
02	Charlie Moore	11-1	209	19.0	17-53	.321	10-34	.294	8-10	.800	3	10	13	1.2	18	0	15	9	1	9	52	4.7		
33	David McCormack	10-0	60	6.0	11-22	.500	0-0	.000	5-8	.625	8	16	24	2.4	6	0	2	2	5	0	27	2.7		
13	K.J. Lawson	11-0	96	8.7	8-18	.444	3-9	.333	8-12	.667	7	17	24	2.2	18	0	9	5	0	4	27	2.5		
44	Mitch Lightfoot	11-0	100	9.1	9-16	.563	0-3	.000	6-10	.600	10	16	26	2.4	12	0	4	5	8	0	24	2.2		
12	Teahan, Chris	1-0	2	2.0	0-0	.000	0-0	.000	0-0	.000	0	0	0	0.0	0	0	0	0	0	0	0	0.0		
20	Luinstra, Garrett	2-0	3	1.5	0-1	.000	0-0	.000	0-0	.000	1	0	1	0.5	1	0	0	0	0	0	0	0.0		
Team											11	23	34					1						
Total.....		11	2250	326-677		.482	78-217	.359	163-237	.688	118	314	432	39.3	196	2	162	137	42	82	893	81.2		
Opponents.....		11	2250	274-676		.405	97-291	.333	130-189	.688	112	275	387	35.2	204	-	155	161	42	57	775	70.5		

TEAM STATISTICS	KU	OPP	Date	Opponent	Score	Att.	
SCORING	893	775	! 11/06/18	vs Michigan St.	w 92-87	18907	
Points per game	81.2	70.5	~ 11/12/18	VERMONT	w 84-68	16300	
Scoring margin	+10.7	-		11/16/18	LOUISIANA	w 89-76	16300
FIELD GOALS-ATT	326-677	274-676	# 11/21/18	vs Marquette	w 77-68	4981	
Field goal pct	.482	.405	# 11/23/18	vs Tennessee	Wot 87-81	5491	
3 POINT FG-ATT	78-217	97-291	12/01/18	STANFORD	Wot 90-84	16300	
3-point FG pct	.359	.333	12/04/18	WOFFORD	w 72-47	16300	
3-pt FG made per game	7.1	8.8	% 12/08/18	NEW MEXICO STATE	w 63-60	15210	
FREE THROWS-ATT	163-237	130-189	12/15/18	VILLANOVA	w 74-71	16300	
Free throw pct	.688	.688	12/18/18	SOUTH DAKOTA	w 89-53	16300	
F-Throws made per game	14.8	11.8	12/22/18	at Arizona State	L 76-80	14592	
REBOUNDS	432	387	* Conference game				
Rebounds per game	39.3	35.2	! Champions Classic (Indianapolis)				
Rebounding margin	+4.1	-	~ NIT Season Tip-Off (Lawrence)				
ASSISTS	162	155	# NIT Season Tip-Off (Brooklyn)				
Assists per game	14.7	14.1	% Jayhawk Shootout (Kansas City)				
TURNOVERS	137	161					
Turnovers per game	12.5	14.6					
Turnover margin	+2.2	-					
Assist/turnover ratio	1.2	1.0					
STEALS	82	57					
Steals per game	7.5	5.2					
BLOCKS	42	42					
Blocks per game	3.8	3.8					
ATTENDANCE	113010	43971					
Home games-Avg/Game	7-16144	1-14592					
Neutral site-Avg/Game	-	3-9793					

Score by Periods	1st	2nd	OT	Totals
Kansas	396	464	33	893
Opponents	371	383	21	775



**0** **MARCUS GARRETT** SO • Guard • 6-5 • 195 • Dallas, Texas • Skyline HS

**SEASON STATS**

PPG	RPG	APG	FG%	3FG%	FT%
<b>6.1</b>	<b>3.7</b>	<b>2.5</b>	<b>32%</b>	<b>22%</b>	<b>66%</b>
CAREER					
4.5	3.4	1.4	42%	25%	55%

**CAREER HIGHS**

Points	13	vs. Texas Southern (11.21.17)
Field Goals	5	vs. Oakland (11.24.17)
Rebounds	11	vs. Texas Southern (11.21.17)
Assists	5	2x, last vs. South Dakota (12.18.18)
Blocks	2	2x, last vs. Marquette (11.21.18)
Steals	4	3x, last vs. Villanova (12.15.18)
Minutes	37	vs. Villanova (12.15.18)

**NOTES**

Leads KU with 18 steals ... Has 15 rebounds and eight steals in his last three games ... Is sixth in the Big 12 in steals at 1.8 ... Had seven points and six rebounds at Arizona State (12/22) ... Played a career-high 37 minutes and tied a career high with four steals vs. Villanova (12/15) ... Had four steals vs. Stanford (12/1) ... Scored a season-high 11 points vs. Marquette (11/21) ... **2017-18:** Recorded two DDs ... Had seven starts with six in Big 12 play ... co-Big 12 Newcomer of the Week (11/7) ... 2017 Texas HS Gatorade Player of the Year.



**1** **DEDRIC LAWSON** (DEE-drick) R-Jr • Forward • 6-9 • 235 • Memphis, Tenn. • Hamilton HS • Memphis

**SEASON STATS**

PPG	RPG	APG	FG%	3FG%	FT%
<b>20.6</b>	<b>11.4</b>	<b>2.3</b>	<b>53%</b>	<b>20%</b>	<b>79%</b>
CAREER (INCLUDES AT MEMPHIS IN 2015-16 AND 2016-17)					
17.9	9.9	2.8	45%	29%	74%

**CAREER HIGHS** (\*AT MEMPHIS)

Points	*35	vs. Iowa (11.26.16)
Field Goals	*15	vs. Iowa (11.26.16)
Rebounds	*16	vs. Tulane (2.13.16)
Assists	*8	vs. South Carolina (12-30-16)
Blocks	*8	vs. UAB (12-10-16)
Steals	3	8x, last vs. South Dakota (12.18.18)
Minutes	41	vs. Tennessee (11.23.18)

**NOTES**

Scored a season-high 30 points, with 14 rebounds at Arizona State (12/22) ... Has seven double-doubles in his last eight games ... Has eight 20-point games, including seven of his last eight contests ... Three-time Big 12 Player of the Week (11/12, 11/26, 12/26) ... Two-time Big 12 Newcomer of the Week (12/3, 12/17) ... Leads the Big 12 in scoring (20.6), rebounding (11.4) and double-doubles (8) ... Only league player averaging a double-double ... Has 44 career double-doubles ... Led Memphis in scoring both his freshman and sophomore seasons with 36 double-doubles.



**2** **CHARLIE MOORE** R-SO • Guard • 5-11 • 180 • Chicago, Ill. • Morgan Park HS • California

**SEASON STATS**

PPG	RPG	APG	FG%	3FG%	FT%
<b>4.7</b>	<b>1.2</b>	<b>1.4</b>	<b>32%</b>	<b>29%</b>	<b>80%</b>
CAREER (INCLUDES AT CALIFORNIA IN 2016-17)					
10.4	1.8	3.0	38%	34%	76%

**CAREER HIGHS** (\*AT CALIFORNIA)

Points	*38	vs. UC Irvine (11.16.16)
Field Goals	*10	vs. UC Irvine (11.16.16)
Rebounds	*6	2x, last vs. Oregon St. (2.24.17)
Assists	*8	2x, last vs. Colorado (2.5.17)
Blocks	1	vs. Wofford (12.4.18)
Steals	*4	vs. UC Davis (12.10.16)
Minutes	*41	vs. Utah (2.2.17)

**NOTES**

Averages 19.0 minutes per game ... Posted season highs in points (18), assists (4) and 3-pointers made (6) vs. South Dakota (12/18) ... Had five points and a season-high three steals vs. New Mexico State (12/8) ... Has a combined seven steals in his last four games ... A transfer from California following the 2016-17 season ... Started all 34 games while at California during his freshman year in 2016-17 ... Averaged 28.8 minutes, 12.2 points and 3.5 assists while at California.



**5** **QUENTIN GRIMES** FR • Guard • 6-5 • 210 • The Woodlands, Texas • College Park HS

**SEASON STATS**

PPG	RPG	APG	FG%	3FG%	FT%
<b>7.4</b>	<b>2.2</b>	<b>2.2</b>	<b>38%</b>	<b>29%</b>	<b>56%</b>
CAREER					
7.4	2.2	2.2	38%	29%	56%

**CAREER HIGHS**

Points	21	vs. Michigan State (11.6.18)
Field Goals	7	vs. Michigan State (11.6.18)
Rebounds	4	2x, last vs. Tennessee (11.23.18)
Assists	10	vs. Vermont (11.12.18)
Blocks	1	at Arizona State (12.22.18)
Steals	1	3x, last vs. Tennessee (11.23.18)
Minutes	32	vs. Wofford (12.4.18)

**NOTES**

Has started every game this season ... Had eight points and three assists at Arizona State (12/22) ... Scored 14 points vs. Wofford (12/4), his most since the season opener when he had 21 vs. Michigan State (11/6) ... Posted first-career double-double with 10 points and 10 assists vs. Vermont (11/12) ... Big 12 Newcomer of the Week (11/12) ... Ended up ranked No. 8 in the national recruiting rankings ... Has valuable USA Basketball experience, including a gold medal won in 2018 at the FIBA U18 Americas Championship where he was MVP and coached by Bill Self.



**11** **DEVON DOTSON** (deh-VAWN) FR • Guard • 6-2 • 185 • Charlotte, N.C. • Providence Day School

**SEASON STATS**

PPG	RPG	APG	FG%	3FG%	FT%
<b>10.8</b>	<b>3.2</b>	<b>3.0</b>	<b>52%</b>	<b>43%</b>	<b>81%</b>
CAREER					
10.8	3.2	3.0	52%	43%	81%

**CAREER HIGHS**

Points	17	vs. Tennessee (11.23.18)
Field Goals	6	2x, last vs. Wofford (12.4.18)
Rebounds	6	vs. Vermont (11.12.18)
Assists	6	vs. South Dakota (12.18.18)
Blocks	1	at Arizona State (12.22.18)
Steals	3	3x, last vs. Wofford (12.4.18)
Minutes	43	vs. Stanford (12.1.18)

**NOTES**

Has scored in double figures in seven games this season, including six of the last eight contests ... Is 13-for-14 from the FT line in his last five games ... Had 12 points, four rebounds and five assists at Arizona State (12/22) ... Posted a career-high six assists vs. South Dakota (12/18) ... Played a career-high 45 minutes vs. Stanford (12/1) ... Scored a career-high 17 points vs. Tennessee (11/23) ... Had 16 points with three assists and three steals vs. Michigan State (11/6) ... Picked up numerous postseason honors and played in all-star games following his 2017-18 HS senior season.



**12** **CHRIS TEAHAN** SO • Guard • 6-4 • 195 • Leawood, Kan. • Rockhurst HS

**SEASON STATS**

PPG	RPG	APG	FG%	3FG%	FT%
<b>0.0</b>	<b>0.0</b>	<b>0.0</b>	-	-	-
CAREER					
1.0	0.6	0.1	36%	25%	100%

**CAREER HIGHS**

Points	4	vs. Toledo (11.28.17)
Field Goals	1	4x, last vs. Omaha (12.18.17)
Rebounds	3	vs. South Dakota State (11.17.17)
Assists	1	vs. Tennessee State (11.10.17)
Blocks	-	-
Steals	-	-
Minutes	4	4x, last vs. Omaha (12.18.17)

**NOTES**

Has missed the last three games with a sore back ... Made his first appearance of the season playing two minutes vs. Wofford (12/4) ... **2017-18:** Appeared in 10 games, two in conference play and three postseason ... Averaged 2.3 minutes per contest ... Had a season-high four points vs. Toledo (11/28) ... An invited walk-on who was a two-sport athlete at Rockhurst HS in Kansas City, Missouri ... Older brother, Conner, played five seasons at KU and on two Final Four teams (2008 and 2012).



**13** **K.J. LAWSON** R-SO • Guard • 6-8 • 210 • Memphis, Tenn. • Hamilton HS • Memphis

**SEASON STATS**

PPG	RPG	APG	FG%	3FG%	FT%
<b>2.5</b>	<b>2.2</b>	<b>0.8</b>	<b>44%</b>	<b>33%</b>	<b>67%</b>
CAREER (INCLUDES AT MEMPHIS IN 2015-16 AND 2016-17)					
9.6	6.0	2.0	40%	32%	69%

**CAREER HIGHS** (\*AT MEMPHIS)

Points	*28	at Houston (1.19.17)
Field Goals	*12	at Houston (1.19.17)
Rebounds	*19	vs. East Carolina (1.28.17)
Assists	*7	vs. McNeese (11.22.16)
Blocks	*2	4x, last vs. Tulsa (2.7.17)
Steals	*3	vs. South Florida (1.14.17)
Minutes	*43	at Houston (1.19.17)

**NOTES**

Logged 14 minutes vs. Villanova (12/15) ... Played 17 minutes with five points and three assists vs. Wofford (12/4) ... Had eight points, six rebounds and two steals in a season-high 19 minutes vs. Tennessee (11/23) ... Played 10 minutes vs. Michigan State (11/6) with four points and six rebounds ... A transfer from Memphis who sat out the 2017-18 season due to NCAA rules ... Played in 42 games while at Memphis with 33 starts, an 11.5 career scoring average and 7.0 career rebound average ... Granted a medical redshirt following the 2015-16 season.



## 20 GARRETT LUINSTRA (loo-IN-struh) FR • Guard • 6-2 • 155 • Lawrence, Kan. • Lawrence Free State HS

### SEASON STATS

PPG	RPG	APG	FG%	3FG%	FT%
<b>0.0</b>	<b>0.5</b>	<b>0.0</b>	<b>0%</b>	-	-
CAREER					
<b>0.0</b>	<b>0.5</b>	<b>0.0</b>	<b>0%</b>	-	-

### CAREER HIGHS

Points	-	
Field Goals	-	
Rebounds	1	vs. South Dakota (12.18.18)
Assists	-	
Blocks	-	
Steals	-	
Minutes	2	vs. South Dakota (12.18.18)

### NOTES

Played two minutes with one rebound vs. South Dakota (12/18) ... Made regular-season debut playing one minute vs. Wofford (12/4) ... Played one minute with an assist and steal in the exhibition win vs. Emporia State (10/25) ... A combo guard who set his high school's single-season scoring record with 456 points as a senior ... Averaged 19 points his senior year in guiding Free State High School to the 6A state title game and a 19-6 record ... A first-team all-state selection and the Sunflower League Player of the Year his senior season.



## 22 SILVIO DE SOUSA (deh-SOE-suh) SO • Forward • 6-9 • 245 • Luanda, Angola • IMG Academy (Fla.)

### SEASON STATS (2017-18)

PPG	RPG	BPG	FG%	3FG%	FT%
<b>4.0</b>	<b>3.7</b>	<b>0.2</b>	<b>68%</b>	-	<b>71%</b>
CAREER					
<b>4.0</b>	<b>3.7</b>	<b>0.2</b>	<b>68%</b>	-	<b>71%</b>

### CAREER HIGHS

Points	16	vs. West Virginia (3.10.18)
Field Goals	8	vs. West Virginia (3.10.18)
Rebounds	11	vs. Kansas State (3.9.18)
Assists	1	4x, last vs. Duke (3.25.18)
Blocks	1	3x, last vs. Duke (3.25.18)
Steals	1	vs. West Virginia (3.10.18)
Minutes	26	2x, last vs. vs. Duke (3.25.18)

### NOTES

Averaged 4.8 points and 5.4 rebounds in the 2018 NCAA Tournament ... Tied season high with 26 minutes vs. Duke (3/25) with 10 rebounds and scoring four points ... Averaged 20.0 minutes, 10.0 ppg and 9.7 rpg in the Big 12 Championship ... Posted his first double-double (16 points, 10 rebounds) vs. West Virginia (3/10) in the Big 12 title game ... Pulled down six or more rebounds seven times, including his last three games in the NCAA Tournament ... Joined the team following graduation from IMG Academy in Bradenton, Florida, following the fall 2017 semester.



## 24 LAGERALD VICK SR • Guard • 6-5 • 190 • Memphis, Tenn. • Douglass HS

### SEASON STATS

PPG	RPG	APG	FG%	3FG%	FT%
<b>16.8</b>	<b>4.2</b>	<b>1.8</b>	<b>50%</b>	<b>50%</b>	<b>78%</b>
CAREER					
<b>9.1</b>	<b>3.5</b>	<b>1.4</b>	<b>48%</b>	<b>41%</b>	<b>74%</b>

### CAREER HIGHS

Points	33	vs. Louisiana (11.16.18)
Field Goals	12	2x, last vs. Vermont (11.12.18)
Rebounds	11	vs. Texas Southern (11.21.17)
Assists	7	3x, last vs. Washington (12.6.17)
Blocks	3	vs. Oakland (11.24.17)
Steals	3	5x, last vs. South Dakota (12.18.18)
Minutes	43	2x, last vs. Stanford (12.1.18)

### NOTES

Has made three or more 3FGs seven times this season, including three at Arizona State (12/22) scoring 14 points ... Tied his career high with three steals to go along with 12 points vs. South Dakota (12/18) ... Scored 29 points with seven rebounds vs. Villanova (12/15) ... Fifth in the Big 12 in scoring (16.8) and leads the league in 3FGs made (3.0) and 3FG Pct. (50.0) ... Two-time Big 12 Player of the Week (11/19, 12/5) ... Posted a career-high 33 points with nine rebounds vs. Louisiana (11/16) ... Had 32 points vs. Vermont (11/12) in which he set the KU game record for 3-pointers made in a game without a miss, going 8-for-8 ... Lone senior on the Kansas roster.



## 30 OCHAI AGBAJI (OH-chie uh-BAH-gee) FR • Guard • 6-5 • 210 • Kansas City, Mo. • Oak Park HS

### SEASON STATS

PPG	RPG	APG	FG%	3FG%	FT%
-	-	-	-	-	-
CAREER					
-	-	-	-	-	-

### CAREER HIGHS

Points	-	
Field Goals	-	
Rebounds	-	
Assists	-	
Blocks	-	
Steals	-	
Minutes	-	

### NOTES

Announced Nov. 5 he will redshirt the 2018-19 season ... Had eight points on 3-of-3 shooting with four rebounds in 12 minutes in the exhibition win vs. Emporia State (10/25) ... A Kansas City product who is very athletic and has a great shooting touch ... Bill Self compares Agbaji to Kansas City Jayhawk Travis Releford who played in 138 career games and was a two-year starter while at KU.



## 33 DAVID MCCORMACK FR • Forward • 6-10 • 265 • Norfolk, Va. • Oak Hill Academy

### SEASON STATS

PPG	RPG	BPG	FG%	3FG%	FT%
<b>2.7</b>	<b>2.4</b>	<b>0.5</b>	<b>50%</b>	-	<b>63%</b>
CAREER					
<b>2.7</b>	<b>2.4</b>	<b>0.5</b>	<b>50%</b>	-	<b>63%</b>

### CAREER HIGHS

Points	12	vs. South Dakota (12.18.18)
Field Goals	4	vs. South Dakota (12.18.18)
Rebounds	6	2x, last vs. South Dakota (12.18.18)
Assists	1	2x, last vs. South Dakota (12.18.18)
Blocks	2	vs. South Dakota (12.18.18)
Steals	-	
Minutes	17	vs. South Dakota (12.18.18)

### NOTES

Has three of his five season blocked shots in the last two games ... Has averaged 14.0 minutes in his last two games (6.0 for the season) ... Had career highs in points (12), blocked shots (2) and minutes (17) and tied career highs in rebounds (6) and assists (1) vs. South Dakota (12/18) ... Had three points, three rebounds and one assist vs. Michigan State (11/6) ... A 2018 McDonald's All-American who also represented the USA at the Nike Hoop Summit ... A big body who showed a lot of discipline in losing more than 50 pounds during high school.



## 35 UDOKA AZUBUIKE (az-uh-BOO-kee) JR • Center • 7-0 • 270 • Delta, Nigeria • Potter's House Christian Academy

### SEASON STATS

PPG	RPG	BPG	FG%	3FG%	FT%
<b>12.9</b>	<b>6.1</b>	<b>1.4</b>	<b>68%</b>	-	<b>32%</b>
CAREER					
<b>11.3</b>	<b>6.4</b>	<b>1.6</b>	<b>74%</b>	-	<b>39%</b>

### CAREER HIGHS

Points	26	at Nebraska (12.16.17)
Field Goals	13	at Nebraska (12.16.17)
Rebounds	13	at Texas (12.29.17)
Assists	2	4x, last vs. Marquette (11.21.18)
Blocks	5	2x, last vs. Texas (2.26.18)
Steals	3	vs. Oklahoma (2.19.18)
Minutes	34	3x, last vs. Vermont (11.12.18)

### NOTES

Has missed the last four games (Villanova, 12/15; NMSU, 12/8; USD, 12/18; at ASU 12/22) due to a sprained ankle suffered vs. Wofford (12/4) ... Had 18 points and nine rebounds vs. Stanford (12/1) ... Tied for team lead with 10 blocked shots ... Had 17 points and eight rebounds vs. Louisiana (11/16) ... Posted first DD of 2018-19 with 23 points and 11 rebounds vs. Vermont (11/12) ... **2017-18:** Led NCAA Division I in FG Pct. at 77.0 ... Posted seven 20-point games in 2017-18 ... Played in 11 games with six starts as a freshman in 2016-17 before a season-ending wrist injury.



## 44 MITCH LIGHTFOOT JR • Forward • 6-8 • 225 • Gilbert, Ariz. • Gilbert Christian HS

### SEASON STATS

PPG	RPG	BPG	FG%	3FG%	FT%
<b>2.2</b>	<b>2.4</b>	<b>0.7</b>	<b>56%</b>	<b>0%</b>	<b>60%</b>
CAREER					
<b>2.6</b>	<b>2.2</b>	<b>1.0</b>	<b>57%</b>	<b>35%</b>	<b>55%</b>

### CAREER HIGHS

Points	11	vs. Oakland (11.24.17)
Field Goals	4	4x, last vs. Kansas State (3.9.18)
Rebounds	11	vs. Penn (3.15.18)
Assists	2	at Baylor (2.10.18)
Blocks	6	at TCU (1.6.18)
Steals	2	at Iowa State (2.13.18)
Minutes	27	vs. Penn (3.15.18)

### NOTES

Leads KU with four charges drawn ... Tied for the team lead with 10 blocked shots ... Tied season highs in points (7) and rebounds (6) vs. South Dakota (12/18) ... **2017-18:** Started seven games ... Pulled down a career-high 11 rebounds vs. Penn (3/18) with nine points in the NCAA Tournament ... Finished second on the team with 54 blocked shots ... Ranked eighth in the Big 12 with 1.5 blocked shots per game ... Led Kansas with 16 charges drawn ... Was born in Kansas City and moved to Arizona as a youth.