



KANSAS

#kufball
f /KANSASFOOTBALL
t @KU_FOOTBALL
i @KUFOOTBALL

OCT. 26, 2019 | GAME 8 | TEXAS TECH AT KANSAS

CONTACTS: Katy Lonergan (katyl@ku.edu, 785.691.7026) | Andy Eisch (aeisch@ku.edu, 785.330.3698)

TEXAS TECH RED RAIDERS

3-4 OVERALL

AP rank: --

Head Coach: Matt Wells

1-3



Coaches Poll: --

Record: 47-38



at



KANSAS JAYHAWKS

2-5 OVERALL

AP rank: --

Head Coach: Les Miles

0-4



Coaches poll: --

Record: 144-60

OCT. 26, 2019 | 6 P.M. | DAVID BOOTH KANSAS MEMORIAL STADIUM (50,071) | LAWRENCE, KAN.

2019 SCHEDULE



INDIANA STATE

W, 24-17

August 31 | 11 a.m.
David Booth Kansas Memorial Stadium



COASTAL CAROLINA

L, 7-12

September 7 | 6 p.m.
David Booth Kansas Memorial Stadium



@ BOSTON COLLEGE

W, 48-24

September 13 | 6:30 p.m.
Alumni Stadium



WEST VIRGINIA

L, 24-29

September 21 | 3:30 p.m.
David Booth Kansas Memorial Stadium



@ TCU

L, 14-51

September 28 | 11 a.m.
Amon G. Carter Stadium



6/6 OKLAHOMA

L, 20-45

October 5 | 11 a.m.
David Booth Kansas Memorial Stadium



@ 15/15 TEXAS

L, 48-50

October 19 | 6 p.m.
Darrell K Royal-Texas Memorial Stadium



TEXAS TECH

October 26 | 6 p.m.
David Booth Kansas Memorial Stadium



KANSAS STATE

November 2 | 2:30 p.m.
David Booth Kansas Memorial Stadium



@ OKLAHOMA STATE

November 16 | TBA
Boone Pickens Stadium



@ IOWA STATE

November 23 | TBA
Jack Trice Stadium



BAYLOR

November 30 | TBA
David Booth Kansas Memorial Stadium

FOLLOW THE JAYHAWKS

f /KANSASFOOTBALL t @KU_FOOTBALL i @KUFOOTBALL

GAME COVERAGE



TELEVISION

FS1
Dan Hellie (PxP), Evan Moore (A), Kevin Patterson (P), Renardo Lowe (D), Cayden Feifer (AD), Jake Fuller (BA).



RADIO

JAYHAWK RADIO NETWORK
Brian Hanni (PxP), David Lawrence (A), Josh Klingler (SL), Steve Kincaid (Producer/Engineer), Marc Tuttle (GM)

SATELLITE RADIO

Sirius Ch. 136; XM Ch. 200; Internet 954

KANSAS ATHLETICS WEBCAST

KUathletics.com/Radio

GAME PREVIEW

The Kansas Jayhawks (2-5, 0-4 Big 12) return home to David Booth Kansas Memorial Stadium for Homecoming on October 26, as Kansas hosts the Texas Tech Red Raiders (3-3, 1-2 Big 12). The game is the eighth of the season for the Jayhawks and their fifth of seven games in Lawrence this season, where Kansas holds a 1-3 record leading into Homecoming. The game will kickoff at 6 p.m., and will air on FS1 with **Dan Hellie and Evan Moore** on the call.

The game can also be heard across the Jayhawk Radio Network with **Brian Hanni** (play-by-play), **David Lawrence** (analyst) and **Josh Klingler** (sidelines) on the call. The game will also air on Sirius channel 136 and XM channel 200. Follow along with the Jayhawks' action on social media by following @KU_Football on Twitter, @KUfootball on Instagram and Facebook. Live stats, fan information and more can be found on the newly renovated KUathletics.com.

NEW ERA

2019 marks a new era of Kansas football with the hiring of head coach Les Miles. In his 16-year coaching career, Miles has won a BCS National Championship while at LSU, and has accumulated a 144-60 career record, including a 2-5 record in his first year as the Kansas head coach. While at LSU, Miles' teams averaged 10 wins per year in his 11 full seasons, leading LSU to bowl games in each of those 11 seasons (winning seven), and won 42 games against Top-25 and 16 over Top-10 teams. Miles' teams won 10 or more games seven times, reaching the SEC title game three times (winning twice) and led LSU to five Top-10 and three Top-5 finishes.

KANSAS HOMECOMING

The Kansas Jayhawks welcome the Texas Tech Red Raiders for Homecoming on Saturday, in the team's eighth game of the season and their fifth at home. The matchup against Texas Tech is the two teams' fourth time meeting up on Homecoming over the last 10 years, where the Red Raiders have left with wins in their first three tries. Kansas' last Homecoming victory came on Oct. 10, 2009, when the Jayhawks defeated Iowa State, 41-36, in Lawrence.

SIDE BY SIDE COMPARISON



TEXAS TECH

Record 3-4
Ranking (AP/Coaches) nr/nr
Last Game Oct. 19, 2019
..... Loss vs. Iowa State, 24-34
Head Coach Matt Wells
Career Record 47-38
Record at Texas Tech 3-4



KANSAS

Record 2-5
Ranking (AP/Coaches) nr/nr
Last Game Oct. 19, 2019
..... Loss at Texas, 48-50
Head Coach Les Miles
Career Record 144-60
Record at Kansas 2-5

STATISTICAL LEADERS

Passing Jett Duffey
..... 109/159, 1,149 yds, 6 TD, 2 INT
Rushing SaRoderick Thompson
..... 86 att, 469 yds, 7 TD
Receiving T.J. Vasher
..... 35 att, 440 yds, 5 TD
Tackles Jordyn Brooks
..... 78 tackles
Sacks Jordyn Brooks
..... 3.0 sacks
Interceptions Douglas Coleman
..... 6 interceptions

Passing Carter Stanley
..... 129/204, 1,485 yds, 16 TD, 4 INT
Rushing Pooka Williams Jr.
..... 115 att, 635 yds, 3 TD
Receiving Andrew Parchment
..... 35 rec, 505 yds, 5 TD
Tackles Bryce Tormeden
..... 51 tackles
Sacks Azur Kamara
..... 3.5 sacks
Interceptions N. Stevens-McKenzie
..... 2 interceptions

TEAM STATISTICS

Points Per Game 30.3
1st Downs 180
Rushing 1,172
Passing 2,171
Offense 3,343
Touchdowns 25
Field Goals 12/14
Time of Possession 29:25
Sacks 16

Points Per Game 26.4
1st Downs 133
Rushing 1,211
Passing 1,485
Offense 2,696
Touchdowns 24
Field Goals 6/11
Time of Possession 27:15
Sacks 15

SERIES HISTORY

Overall Texas Tech leads, 19-1
In Lawrence Texas Tech leads, 10-0
Current Streak Texas Tech won 12
Last Meeting Oct. 20, 2018 (L, 16-48)
First Meeting Sept. 18, 1965 (L, 7-28)

A KU WIN WOULD...

- Move Kansas to 588-645-58 all-time, including 3-5 in the Les Miles era.
- Give KU its first victory against Texas Tech since Oct. 6, 2001.
- Give KU its first win over Texas Tech in Lawrence.
- Give Kansas its first win on Homecoming since Oct. 10, 2009.
- Give Kansas its first Big 12 win of the season, and its first since defeating TCU, 27-26, on Oct. 27 of 2018.

MONDAY

Big 12 Teleconference
10 a.m.

Miles Media Luncheon
12 p.m. - Lunch
Gridiron Room
12:30 p.m. - Les Miles
Mrkonic Auditorium
1 p.m. - Player Interviews
Mrkonic Auditorium

Practice
4 p.m. - Closed

TUESDAY

Practice
4 p.m. - Closed

Player Interviews
6:30 p.m. - Mrkonic
Auditorium

WEDNESDAY

Practice
4 p.m. - Closed

Les Miles Hawk Talk
7 p.m. - Johnny's West

THURSDAY

Practice
4 p.m. - Closed

FRIDAY

Walkthrough
Closed

SATURDAY

Post Game
Coach Miles is available
in Mrkonic Auditorium
following the game

Players will follow in the
Chancellors Lounge

SUNDAY**KANSAS ATHLETICS COMMUNICATIONS****MORGYN SEIGFRIED**

Associate Athletics Director Communications and Creative
Services
mseigfried@ku.edu

CHRIS THEISEN

Assisant AD Communications
theisen@ku.edu

KATY LONERGAN

Director Football Communications/Primary Football Contact
katyl@ku.edu | (c) 785.691.7026

BRAD GILBERT

Assistant Communications Director
brgilbert@ku.edu

D.J. HAURIN

Assistant Communications Director
dhaurin@ku.edu

BRENT BEERENDS

Assistant Communications Director
brian.karst@ku.edu

ANDY EISCH

Assistant Communications Director/Secondary Football Contact
aeisch@ku.edu | (c) 785.360.3698

ERIN PENNING

Office Manager
epenning@ku.edu | (c) 785.424.0990

KATHLEEN COOPER

Graphic Designer
khermesch@ku.edu

KEENEN JONES

Graphic Designer
keenenty@ku.edu

BRYCE REEDY

Communications Assistant
bareedy@ku.edu

JACOB DERICHSWEILER

Communications Assistant
jacobderich@ku.edu

JEFF JACOBSEN

Staff Photographer
jacobsen@ku.edu

RACHEL PINCUS

Strategic Communications Manager
rpincus@ku.edu

MAILING ADDRESS: 1651 Naismith Drive
1400 Parrott
Lawrence, KS 66045

PHONE: 785.864.3417

PRESS BOX PHONE: 785.864.5593

MEDIA INFORMATION**CREDENTIALS**

All credential requests can be made online at <https://kuathne.ws/KUFBCred>. Contact the communications office for information on how to access the page. Credentials requested after Monday of the game week will not be mailed. Instead, they will be available for pickup at a location agreeable to both parties. The Kivisto Field at David Booth Kansas Memorial Stadium Media Will Call distribution location is in the ticket office located at the base of the elevator, below the pressbox, on the west side of the stadium.

PHOTOGRAPHERS

Credentials for sideline photographers will be issued on the basis of circulation, with priority granted to agencies covering the participating schools on a regular basis.

PARKING

Media parking is located in the Mississippi Street Parking Garage just south of the Kansas Union on the southeast side of Memorial Stadium. The garage is approximately two blocks away from the stadium.

PRESSBOX AND GAMEDAY SERVICES

The Kivisto Field at David Booth Kansas Memorial Stadium pressbox is located on the west side of the stadium. Entrance is at the base of the elevator located just off of Maine Street. There is also a field-level media entrance at Gate 35. Level eight is reserved for the print media, home and visiting radio, home and visiting booths for coaches and athletics directors, along with game and scoreboard operations. Level nine serves as the photo deck and the location for television booths. Packets with pregame information will be distributed in advance of kickoff on the day of the game. Quarter, halftime and final statistics and game books are all regular services on game day. Stat monitors with live, updated statistics are available throughout the print media level and in booths for electronic media. In addition, television monitors are also part of the fixtures in both home and visiting radio booths.

WIRELESS INTERNET

Complimentary access to wireless internet is available at Memorial Stadium and information about how to access it will be available in the pressbox.

TELEPHONES

Writers wanting phone lines at their seat locations should contact the KU Telecommunications Office at (785) 864-9300 regarding installation. For specific line location, please list Katy Lonerger as the contact. Allow at least two weeks notice prior to the game.

WEEKLY NEWS CONFERENCE

Kansas head football coach Les Miles will conduct a weekly press conference each Monday during the season. A media luncheon is held at 12 p.m., in the Gridiron Room located in the Anderson Family Football Complex south of Kivisto Field at David Booth Kansas Memorial Stadium. The weekly press conferences follow in the George R. Mrkonic Auditorium at 12:30 p.m. Requested players will be made available each week in Mrkonic Auditorium at approximately 1 p.m.

Coach Miles will also be available on the weekly Big 12 Teleconference on Mondays at 10 a.m. (CT). Information on how to take part in the teleconference is available through the Big 12 Conference office.

INTERVIEWS

Contact the communications office for all player or coach interview requests. Interviews with players during the season will take place at 1 p.m., on Mondays and at 6:30 p.m., Tuesdays in Mrkonic Auditorium at the Anderson Family Football Complex. To request players, media should contact Katy Lonerger, Director of Football Communications at katyl@ku.edu or (785) 864-7314 or Erin Penning at epenning@ku.edu or (785) 424-0990, by noon the day prior to the availability. Out-of-town media wishing to interview Kansas players should also contact the communications office with their requests. **Freshmen are not available for interviews.**



Home and cell phone numbers for players will not be provided and players have been instructed not to accept calls from media without prior notice from the communications office. Please do not contact a player or coach without scheduling the interview through the communications office.

DIGITAL ASSETS

Head shots and selected video and audio elements will be made available throughout the season on the KU Athletics Media FTP: <https://kuathne.ws/KUMediaShare>.

QUICK FACTS	
UNIVERSITY	
Location	Lawrence, Kan.
Founded	1866
Enrollment	28,401
Chancellor	Douglas A. Giron
	(UC Davis, 1981; UC San Francisco, 1985)
Athletics Director	Jeff Long
	(Ohio Wesleyan, 1982; Miami (Ohio) 1983)
Colors	Crimson (Pantone 186) & Blue (Pantone 293)
Nickname	Jayhawks
Affiliations	NCAA Division I
	Big 12 Conference
Conference Website	www.Big12Sports.com
Ticket Office	800.34.HAWKS (42957)
	KUTickets.com
KANSAS FOOTBALL COMMUNICATIONS STAFF	
Office	785.864.3417
Director Football Communications	Katy Loneragan
Office	785.864.7314
Cell	785.691.7026
Email	katyl@ku.edu
Assistant Communications Director	Andy Eisch
Office	785.330.3698
Cell	715.630.5898
Email	aeisch@ku.edu
Office Manager	Erin Penning
Office	785.864.3417
Cell	785.424.0990
Email	epenning@ku.edu
KU Athletics Website	KUAthletics.com
Facebook	/KUAthletics
Twitter	@KUAthletics
Instagram	@KUAthletics
STADIUM	
Football Facility	David Booth Kansas Memorial Stadium
Capacity	50,071
Largest Crowd	52,530
	(Sept. 5, 2009 vs. Northern Colorado)
Surface	Field Turf (2009)
Year Opened	1921
Press Box Phone (Media Only)	785.864.5593
COACHING INFORMATION	
Head Coach	Les Miles
Alma Mater	Michigan, 1976
Record at Kansas	2-5
Career Record at Division I (Seasons)	144-60 (17)
Safeties	Clint Bowen
Defensive Run Game Coord./Defensive Line	Kwahn Drake
Special Teams Coord./Inside Linebackers	Mike Ekeler
Defensive Coord./Outside Linebackers	D.J. Eliot
Recruiting Coord./Tight Ends	Jeff Hecklinski
Running Backs	Tony Hull
Defensive Backs	Chevis Jackson
Wide Receivers	Emmett Jones
Offensive Coord./Quarterbacks	Brent Dearmon
Offensive Line	Luke Meadows
Director of Strength & Conditioning	Zac Woodfin
Graduate Assistant - Defense	Brett Allen
Graduate Assistant - Defense	Kyle Blocker
Graduate Assistant - Offense	Gaston Lamascus
Graduate Assistant - Offense	Cody Scribner
HISTORY	
First Season of Record	1890
Seasons	130th
All-Time Record	587-645-58
Conference Titles (Last)	7 (2007)
Big 12 Titles (Last)	1 (North Division 2007)
Bowl Games (Last)	12 (2008)
Bowl Game Titles (Last)	6 (2008)
Bowl Games Record	6-6
TEAM INFORMATION	
2018 Overall Record	3-9
2018 Conference Record	1-8 (10th)
2018 Home Record	2-4
2018 Road Record	1-5
Letterwinners Returning/Lost	54/26
Starters Returning/Lost	13/13

NOTES	
FIRST LOOK AT THE RED RAIDERS	
The Texas Tech Red Raiders and the Kansas Jayhawks meet up for the 21st time in the two teams' history on Saturday. The Red Raiders are coming off of a 24-34 loss at the hands of Iowa State on Oct. 19, giving Texas Tech their third conference loss of the season. Kansas is coming off a heartbreaking loss to No. 15/15 Texas in Austin, 48-50.	
The Red Raiders are led by a strong passing attack with Jett Duffey , as Texas Tech is one of six Big 12 teams to rank in the top-17 in the NCAA in total offense, averaging 477.6 yards per game. Duffey subbed in for injured quarterback Alan Bowman in the Red Raiders' 28-14 loss to Arizona on Sept. 14, and has gone on to complete 109-of-159 passing for 1,149 yards and six touchdowns. Defensively, the Red Raiders have been successful at forcing turnovers, leading the Big 12 with 13 takeaways, with Douglas Coleman III leading the way with six interceptions, which is the most in the FBS this season.	
KANSAS OFFENSE BREAKS OUT	
In their matchup with No. 15/15 Texas on Oct. 19, the Kansas Jayhawks tallied 569 yards of total offense, including 310 yards through the air, leading to them putting up 48 points on the scoreboard. Although their 48 points weren't enough to top Texas, their outing was the most points scored for the Jayhawks in a Big 12 game since 2010. It also marked the second game this season in which the Jayhawks scored 48 points, with the last time the team accomplished such a feat came during the 2007 season.	
Kansas' 569 yards of total offense were the 17th most in school history and the most since accumulating 570 yards against Rhode Island in 2016. In Big 12 play, it is the most yards since tallying 572 against Nebraska in 2007. It also marked the second time this season the Jayhawks gained 560 or more yards (567 at Boston College), marking the third time in school history the Jayhawks have accumulated 560 or more yards of total offense (2007 (3x), 2003 (2x)).	
Total Offense Yards in a Game	
1.	651 Vanderbilt, 1985
2.	648 Missouri, 1991
3.	641 Jacksonville State, 2003
4.	626 Missouri, 1975
5.	615 FIU, 2007
	615 Kansas State, 1950
7.	598 South Dakota State, 1947
8.	593 UAB, 1987
9.	586 Colorado, 2003
	586 Colorado, 1980
11.	582 Ball State, 1992
12.	576 South Dakota State, 2015
	576 UTEP, 2009
14.	574 Nebraska, 2006
15.	572 Nebraska, 2007
16.	570 Rhode Island, 2016
17.	569 Texas, 2019
18.	567 Boston College, 2019
19.	566 Iowa State, 2007
20.	564 West Virginia, 2017
DEARMON FINDS SUCCESS IN FIRST GAME AT OC	
After being promoted to Offensive Coordinator on Oct. 6, Brent Dearmon made his debut as OC against Texas on Oct. 19, where the Jayhawks averaged 6.6 yards per play and scored 48 points on the Longhorns, marking the first time since 2008 (Kansas State) the Jayhawks averaged at least 6.6 yards per game and scored 48 or more points in a conference game. The Jayhawks' explosive effort led to a 24-point performance in the fourth quarter. Combined with Texas' 26 points in the fourth quarter, it was the fourth game since NCAA classification in 1937 in which two teams each scored at least 24 points in the fourth quarter, and the first time ever between two Power 5 opponents. Before joining the Jayhawks, Dearmon guided his alma mater, Bethel University, to its best season in school history, posting a 10-0 regular-season record and a No. 3 ranking, while averaging 540.3 yards and a nation's-best 55.0 points per game, the highest scoring offense not just in NAIA, but in all of college football.	

TEAM COMPARISON				
				
TEXAS TECH			KANSAS	
TEAM STATISTICS			TEAM STATISTICS	
	TTU	OPP.	KU	OPP.
Points/Game	30.3	28.3	26.4	32.6
First Downs	180	140	133	182
Rushing/Game	167.4	184.7	173.0	223.4
Passing/Game	310.1	266.3	212.1	248.7
Total Off./Game	477.6	451.0	385.1	472.1
Fumbles-Lost	10-3	4-3	9-4	6-1
Pen. Yds./Game	57.3	61.7	50.1	61.7
Time of Poss.	29:25	30:35	27:15	32:45
NCAA TEAM RANKINGS				
Category	TTU	KU		
Rushing Offense	66th	61st		
Passing Offense	15th	84th		
Total Offense	17th	85th		
Scoring Offense	59th	84th		
Rushing Defense	93rd	123rd		
Passing Defense	108th	89th		
Total Defense	109th	121st		
Scoring Defense	75th	106th		
Net Punting	22nd	88th		
Punt Returns	88th	61st		
Kickoff Returns	56th	87th		
Turnover Margin	19th	93rd		
Time of Possession	82nd	117th		
KANSAS SEASON RANKINGS				
Category	Avg./Game	Big 12	NCAA	
Rushing Offense	173.0	7th	61st	
Passing Offense	212.1	8th	84th	
Total Offense	385.1	8th	85th	
Scoring Offense	26.4	9th	84th	
Rushing Defense	223.4	10th	123rd	
Passing Defense	248.7	7th	89th	
Total Defense	472.1	10th	121st	
Scoring Defense	32.6	9th	106th	
Net Punting	37.32	8th	88th	
Punt Returns	8.0	4th	61st	
Kickoff Returns	19.52	6th	87th	
Turnover Margin	-0.43	7th	93rd	
Time of Possession	27:15	10th	117th	
SERIES HISTORY				
vs. TEXAS TECH		TEXAS TECH LEADS 19-1		
Current Streak		Texas Tech won 12		
Longest KU Win Streak		1		
Longest KU Winless Streak		12		
Last 10 Games		0-10		
In Lawrence		Texas Tech leads 10-0		
In Lubbock		Texas Tech leads 9-1		
Neutral Sites		N/A		
Under Les Miles		N/A		
First Meeting		Oct. 20, 2018 (L, 16-48)		
Last Meeting		Sept. 18, 1965 (L, 7-28)		
Most Kansas Points		39 (Oct. 28, 2000)		
Most Texas Tech Points		65 (Nov. 7, 2017)		
Biggest Margin		46 (L, 19-65, Oct. 7, 2017)		
LAST 10 GAMES		LOCATION		RESULT
10/25/2008		Lawrence		L 21-63
10/31/2009		Lubbock		L 21-42
10/1/2011		Lawrence		L 34-45
11/10/2012		Lubbock (2ot)		L 34-41
10/5/2013		Lawrence		L 16-54
10/18/2014		Lubbock		L 21-34
10/17/2015		Lawrence		L 20-30
9/29/2016		Lubbock		L 19-55
10/7/2017		Lawrence		L 19-65
10/20/2018		Lubbock		L 16-48
vs. BIG 12 CONFERENCE		190-281-24		
Current Streak		Loss 8		
Last 10 Games		1-9		
Under Les Miles		0-4		

2019 RECORD WHEN ...	
Overall	2-5
Big 12	0-4
Non-Conference	2-1
vs. Missouri Valley Conference	1-0
vs. Sun Belt Conference	0-1
vs. Atlantic Coast Conference	1-0
Home	1-3
Away	1-2
Neutral	0-0
Day Games	1-3
Night Games (6 p.m. start or later)	1-2
vs. Top 25 teams	0-2
vs. Top 10 teams	0-1
TV games	2-1
on ABC	0-1
on FOX Sports 1	0-1
on ESPN2	0-0
on ESPN	0-0
on Longhorn Network	0-1
on Big 12 NOW on ESPN+	0-2
on FOX Sports Net	1-0
on ACC Network	1-0
When scoring first	1-2
When opponents score first	1-3
When leading at halftime	2-1
When trailing at halftime	0-4
When tied at halftime	0-0
When leading after third quarter	2-0
When trailing after third quarter	0-4
When tied after third quarter	0-1
In overtime games	0-0
When scoring less than 20 points	0-2
When scoring 20-29 points	1-2
When scoring 30+ points	1-1
When allowing less than 20 points	1-1
When allowing 20-29 points	1-1
When allowing 30+ points	0-3
When rushing for <100 yards	0-1
When rushing for 100+ yards	2-4
When rushing for 200+ yards	1-1
When passing for <200 yards	0-2
When passing for 200+ yards	2-3
When passing for 250+ yards	0-2
When passing for 300+ yards	0-1
When totaling <300 yds total offense	0-2
When gaining 300+ yds total offense	2-3
When gaining 400+ yds total offense	1-2
When gaining 500+ yds total offense	1-1
When allowing <100 yds rushing	0-0
When allowing 100+ yds rushing	2-5
When allowing 200+ yds rushing	1-3
When allowing <200 yds passing	0-1
When allowing 200+ yards passing	2-4
When allowing 250+ yards passing	0-3
When allowing 300+ yards passing	0-2
When allowing <300 yds total offense	0-1
When allowing 300+ yds total offense	2-4
When having a 100-yard rusher	1-2
When opp. have a 100-yard rusher	1-4
When having no turnovers	0-3
When having less than 3 turnovers	1-5
When having 3 or more turnovers	1-0
When having no takeaways	1-3
When having <3 takeaways	1-5
When having 3 or more takeaways	0-0
When having more than 30:00 TOP	0-2
When having less than 30:00 TOP	2-3

NOTES	
STUCKEY TO BE ADDED TO RING OF HONOR	
Jayhawk great Darrell Stuckey will be inducted into the Ring of Honor at David Booth Kansas Memorial Stadium during the Homecoming game on Saturday, becoming the fifth member of the 2008 Orange Bowl team added to the ring of honor. While in the Crimson and Blue from 2006-09, Stuckey played in 45 games, starting 42. He ranks second all-time among KU defensive backs with 295 career tackles, while also ranking 10th in KU history with eight interceptions. He helped guide Kansas to back-to-back bowl victories in 2007 and 2008 with the Jayhawks picking up wins in the Orange Bowl and Insight Bowl.	
Stuckey earned All-Big 12 First Team honors in 2008 after collecting 98 tackles and five interceptions. He was a semifinalist for the 2009 Jim Thorpe Award honoring college football's top defensive back and took home the 2010 Big 12 Conference's Sportsperson of the Year Award. Stuckey will be joining Gilbert Brown, Larry Brown, Anthony Collins, Nolan Cromwell, Bobby Douglass, Ray Evans, John Hadl, Chris Harris Jr., David Jaynes, Bruce Kallmeyer, Curtis McClinton, Mike McCormack, George Mrkonjac, Willie Pless, Todd Reesing, Gil Reich, Gale Sayers, Otto Schnellbacher, Oliver Spencer, John Riggins, Aqib Talib and John Zook in the Kansas football Ring of Honor.	
POOKA MAGIC	
Sophomore Pooka Williams Jr. , is no stranger to making magic on the football field, as he has tallied seven games with 100 or more rushing yards in his career, tying for ninth in school history in career 100-yard rushing games. On Saturday against Texas, Williams carried the ball 25 times for 190 yards and two touchdowns, marking his second-career game against Texas with 100+ rushing yards. Williams also ranks fourth in the NCAA in career all-purpose yards per game among active players, averaging 140.18.	
100-Yard Games	No. Years
1. Tony Sands	17 1988-91
2. James Sims	15 2010-13
3. June Henley	13 1993-96
Laverne Smith	13 1973-76
5. Jon Cornish	12 2003-06
6. Gale Sayers	11 1962-64
7. Clark Green	9 2002-05
8. Jake Sharp	8 2006-09
9. Pooka Williams Jr.	7 2018-Pres.
L.T. Levine	7 1992-95
Kerwin Bell	7 1980-83
Nolan Cromwell	7 1975-76
John Riggins	7 1968-70
Wade Stinson	7 1949-50
STANLEY FIND HIS GROOVE	
Senior quarterback Carter Stanley has found his groove within the Kansas offense, setting career highs in nearly every passing category, while minimizing mistakes. Over the last three games, Stanley has not thrown an interception, spanning 115 attempts. Over the course of his interception-less streak, Stanley has thrown for 712 yards nine touchdowns. Against Texas, Stanley threw for the second-most yards of his career (310) and the most since throwing for 418 yards against Kansas State in 2017. Stanley also threw for his first-career four touchdown game, moving him to fifth in Kansas history for most touchdown passes in a season (16).	
Passing TD's in a Season	No. Year
1. Todd Reesing, So.	33 2007
2. Todd Reesing, Jr.	32 2008
3. Todd Reesing, Sr.	22 2009
4. Bill Whittemore, Sr.	18 2003
5. Carter Stanley, Sr.	16 2019

NATIONAL POLLS				
ASSOCIATED PRESS (Week Nine)				
RK.	TEAM	RECORD	POINTS	PREV.
1	Alabama (24)	7-0	1486	1
2	LSU (16)	7-0	1462	2
3	Ohio State (13)	7-0	1429	4
4	Clemson (9)	7-0	1408	3
5	Oklahoma	7-0	1343	5
6	Penn State	7-0	1224	7
7	Florida	7-1	1138	9
8	Notre Dame	5-1	1058	8
9	Auburn	6-1	1054	11
10	Georgia	6-1	1031	10
11	Oregon	6-1	979	12
12	Utah	6-1	852	13
13	Wisconsin	6-1	767	6
14	Baylor	7-0	732	18
15	Texas	5-2	627	15
16	SMU	7-0	587	19
17	Minnesota	7-0	577	20
18	Cincinnati	6-1	468	21
19	Michigan	5-2	440	16
20	Iowa	5-2	347	23
21	Appalachian State	6-0	286	24
22	Boise State	6-1	225	14
23	Iowa State	5-2	185	nr
24	Arizona State	5-2	134	17
25	Wake Forest	6-1	118	nr
<i>Bold indicates KU opponent</i>				

Others receiving votes: Memphis (87), Virginia (29), San Diego State (17), Pittsburgh (17), Washington (15), Navy (9), Texas A&M (6), Missouri (4), UCF (3), USC (3), Louisiana Tech (2), Tulane (1).

USA TODAY COACHES' POLL (Week Nine)				
RK.	TEAM	RECORD	POINTS	PREV.
1	Alabama (44)	7-0	1602	1
2	Clemson (10)	7-0	1511	2
3	LSU (3)	7-0	1486	3
4	Ohio State (8)	7-0	1461	4
5	Oklahoma	7-0	1408	5
6	Penn State	7-0	1283	5
7	Notre Dame	5-1	1160	8
8	Florida	7-1	1151	9
9	Georgia	6-1	1099	10
10	Auburn	6-1	1071	11
11	Oregon	6-1	1011	12
12	Utah	6-1	858	14
13	Wisconsin	6-1	824	6
14	Baylor	7-0	730	18
15	Texas	5-2	722	15
16	Minnesota	7-0	631	20
17	SMU	7-0	609	19
18	Cincinnati	6-1	461	21
19	Iowa	5-2	373	22
20	Michigan	5-2	369	16
21	Boise State	6-1	308	13
22	Appalachian State	6-0	300	24
23	Wake Forest	6-1	181	nr
24	Arizona State	5-2	131	17
25	Memphis	6-1	101	nr
<i>Bold indicates KU opponent</i>				

Others receiving votes: Iowa State (83), Virginia (61), San Diego State (45), Navy (24), Pittsburgh (18), Washington (16), Tulane (8), Texas A&M (8), Louisiana Tech (7), UCF (6), Temple (3), Virginia Tech (2), Utah State (1), UAB (1), Indiana (1).

JAYHAWK RADIO NETWORK

The Jayhawk IMG Radio Network has a footprint stretching across the state of Kansas. The Jayhawk IMG Radio Network provides a highly efficient way to reach multiple demographics and an attentive audience through a single partnership. The Jayhawks are able to offer both local and state-wide exposure during the official pre-game shows, play-by-play broadcast and post-game show.

Abilene/Salina	KDJM-101.7 FM
Coffeyville	KGGF-104.1 FM
*Concordia	KNCK-94.9 FM
Dodge City	KGNO-137.0 AM
Emporia	KVOE-1400 AM
Fort Scott	KMDO-1600 AM
Fort Scott	KOMB-103.9 FM
Garden City	KBUF-103.0 AM
Glen Elder	KZDY-96.3 FM
Goodland/Colby	KWGB-97.9 FM
Great Bend	KBGL-106.9 FM
Hays	KAYS-1400 AM
Hutchinson	KSKU-94.7 FM
Iola	KIOL-137.0 AM
Kansas City	KCTE-1510 AM
Kansas City	KCTE-99.3 FM
Kansas City	WHB-810 AM
Lawrence	KLWN-1320 AM
Lawrence	KLZR-105.9 FM
Liberal	KSCB-1270 AM
Marysville	KNDY-95.5 FM
Parsons	KLKC-1540 AM
*Parsons	KLKC-93.5 FM
Phillipsburg	KKAN-1490 AM
Phillipsburg	KOMA-92.5 FM
Russell	KRSL-95.9 FM
Topeka	KMAJ-1440 AM
*Topeka	KWIC-99.3 FM
Wellington	KLEY-100.3 FM
Wichita	KFH-1240 AM
Wichita	KFH-97.5 FM

*carries games only (does not carry Hawk Talk)

-- affiliates subject to change, check your local listings

HAWK TALK WITH LES MILES

Live from the Johnny's--West Lawrence, Hawk Talk will give fans the opportunity to listen to Coach Miles answer fan questions from the internet and social media about all things KU football. Hawk Talk can be heard around the state on the Jayhawk Radio Network or around the world on KUathletics.com. The show takes place each Wednesday from 7-8 p.m.

DATE	GAME
Oct. 23	Texas Tech
Oct. 30	Kansas State
Nov. 6	BYE
Nov. 13	at Oklahoma State
Nov. 20	Iowa State

2019 TEAM CAPTAINS

Game	Captains
Texas	Hakeem Adeniji, Bryce Torneden, Kyle Thompson, Mike Lee
Oklahoma	Hakeem Adeniji, Bryce Torneden, Kyle Thompson, Mike Lee
TCU	Hakeem Adeniji, Bryce Torneden, Kyle Thompson, Mike Lee, Carter Stanley
West Virginia	Hakeem Adeniji, Bryce Torneden, Kyle Thompson, Khalil Herbert, Dru Prox
Boston College	Hakeem Adeniji, Bryce Torneden, Kyle Thompson
Coastal Carolina	Hakeem Adeniji, Bryce Torneden, Kyle Thompson
Indiana State	Hakeem Adeniji, Bryce Torneden, Kyle Thompson

NOTES

STANLEY MOVES UP THE CHARTS IN CAREER PASSING

Senior quarterback **Carter Stanley** has etched his way into several Kansas career passing lists, ranking in the top-10 all-time in career passing yards, career pass completions, career pass attempts and career passing touchdowns. Against Texas, Stanley moved into eighth in career passing yards, while moving from eighth to sixth in career pass completions (357), and moving into fourth in career passing touchdowns (29).

CAREER PASSING YARDS	YDS	YEARS
1. Todd Reesing	11,194	2006-09
2. Frank Seurer	6,410	1980-83
3. Kelly Donohoe	5,382	1986-89
4. David Jaynes	5,132	1971-73
5. Mike Norseth	4,677	1984-85
6. Chip Hilleary	4,598	1989-92
7. Bill Whittemore	4,051	2002-03
8. Carter Stanley	3,856	2016-Pres.
9. Dylon Smith	3,562	1999-2000
10. Jordan Webb	3,079	2010-11

CAREER PASS COMP.	NO.	YEARS
1. Todd Reesing	932	2006-09
2. Frank Seurer	467	1980-83
3. Kelly Donohoe	392	1986-89
4. David Jaynes	389	1971-73
5. Mike Norseth	363	1984-85
6. Carter Stanley	357	2016-Pres.
7. Chip Hilleary	335	1989-92
8. Peyton Bender	331	2017-18
9. Bill Whittemore	310	2002-03
10. Jordan Webb	300	2010-11

CAREER PASS ATT.	NO.	YEARS
1. Todd Reesing	1,461	2006-09
2. Frank Seurer	934	1980-83
3. David Jaynes	754	1971-73
4. Kelly Donohoe	745	1986-89
5. Mike Norseth	647	1984-85
6. Chip Hilleary	636	1989-92
7. Peyton Bender	594	2017-18
8. Carter Stanley	592	2016-Pres.
9. Dylon Smith	569	1999-2000
10. Bill Whittemore	568	2002-03

CAREER PASSING TD'S	NO.	YEARS
1. Todd Reesing	90	2006-09
2. David Jaynes	35	1971-73
3. Frank Seurer	30	1980-83
4. Bill Whittemore	29	2002-03
5. Carter Stanley	29	2016-Pres.
6. Chip Hilleary	25	1989-92
7. Kelly Donohoe	24	1986-89
8. Mike Norseth	24	1984-85
9. Peyton Bender	23	2017-18
10. Dylon Smith	22	1999-2000

BACK AGAINST THE WALL

When backed up into the red zone, the Kansas defense has held strong this season, holding opponents to a 80.0 scoring percentage while in the red zone, ranking atop the Big 12. In 35 trips to the red zone, Kansas opponents have scored on 28 of those trips, while the Jayhawks have also forced one turnover against Indiana State while backed up in opponent scoring position. The Jayhawks' stout defense in the red zone ranks 44th nationally.

BIG 12 RED ZONE DEFENSE	PCT.	SCORES/ATT.
1. Kansas	80.0	28/35
4. Baylor	83.3	20/24
3. Oklahoma State	84.0	21/25
2. Iowa State	85.0	17/20
5. Texas	87.5	28/32
6. Texas Tech	88.0	22/25
9. Oklahoma	88.9	16/18
7. West Virginia	89.7	26/29
8. TCU	94.4	17/18
10. Kansas State	100.0	13/13

BIG 12 CONFERENCE

2019 STANDINGS

	BIG 12	PCT	STREAK	OVERALL	PCT	STREAK
Baylor	4-0	1.000	W4	7-0	1.000	W7
Oklahoma	4-0	1.000	W4	7-0	1.000	W7
Iowa State	3-1	0.750	W3	5-2	0.714	W3
Texas	3-1	0.750	W1	5-2	0.714	W1
Kansas State	1-2	0.333	W1	4-2	0.667	W1
TCU	1-2	0.333	L2	3-3	0.500	L2
Oklahoma State	1-3	0.250	L2	4-3	0.571	L2
Texas Tech	1-33	0.250	L2	3-4	0.429	L2
West Virginia	1-3	0.250	L3	3-4	0.429	L3
Kansas	0-4	0.000	L4	2-5	0.286	L4

THIS WEEK IN THE BIG 12

Saturday, Oct. 19

Oklahoma at Kansas State, ABC	11 a.m.
Oklahoma State at Iowa State, FS1	2:30 p.m.
Texas at TCU, FOX	2:30 p.m.
Texas Tech at Kansas, FS1	6 p.m.

LAST WEEK IN THE BIG 12

Saturday, Oct. 19

West Virginia 14, Oklahoma 52
Iowa State 34, Texas Tech 24
TCU 17, Kansas State 24
Baylor 45, Oklahoma State 27
Kansas 48, Texas 50

2019 BIG 12 STAT LEADERS

SCORING	SCHOOL	PPG
Offense	Oklahoma	50.4
Defense	Kansas State	18.7
RUSHING	YPG	TD
Chuba Hubbard, OSU	180.7	15
PASSING	YPG	TD
Brock Purdy, Iowa State	312.1	14
RECEIVING	YPG	TD
Tylan Wallace, OSU	110.3	7
TACKLES	SOLO-AST	TOTAL
Jordyn Brooks, TTU	43-35	78
SACKS	SOLO-AST	TOTAL
James Lynch, BU	7-3	8.5 (1.21/G)
TACKLES-FOR-LOSS	SOLO-AST	TOTAL
Jordyn Brooks, TTU	11-5	13.5 (1.93/G)

BIG 12 PRESEASON POLL

1.	Oklahoma (68)	761
2.	Texas (9)	696
3.	Iowa State	589
4.	TCU	474
5.	Oklahoma State	460
6.	Baylor	453
7.	Texas Tech	281
8.	West Virginia	241
9.	Kansas State	191
10.	Kansas	89

BIG 12 TELECONFERENCE

Head coach Les Miles will be available on the weekly Big 12 Coaches Teleconference every Monday during the season. The call will be available live and archived on www.Big12Sports.com. Email Joni Lehmann (joni@big12sports.com) for the media dial-in number.

10 a.m.	Les Miles	Kansas
10:10 a.m.	Lincoln Riley	Oklahoma
10:20 a.m.	Mike Gundy	Oklahoma State
10:30 a.m.	Chris Klieman	Kansas State
10:40 a.m.	Neal Brown	West Virginia
10:50 a.m.	Matt Wells	Texas Tech
11 a.m.	Matt Rhule	Baylor
11:10 a.m.	Matt Campbell	Iowa State
11:20 a.m.	Gary Patterson	TCU
11:30 a.m.	Tom Herman	Texas

JAYHAWKS IN THE NFL

Kansas currently has eight Jayhawks on NFL rosters heading into week eight of the regular season, after rosters were trimmed to 53 players on August 31.

PLAYER	TEAM	POS.	EXP.
Dorance Armstrong Jr.	Dallas Cowboys	DE	2nd
Chris Harris Jr.	Denver Broncos	CB	9th
Bradley McDougald	Seattle Seahawks	S	7th
Steven Sims Jr.	Washington Redskins	WR	1st
Fish Smithson	Baltimore Ravens	S	3rd+
Aqib Talib	Los Angeles Rams	CB	12th+
Shakial Taylor	Indianapolis Colts	CB	1st
Daniel Wise	Dallas Cowboys	DE	1st*

As of Oct. 21

**Signed to Practice Squad*

+Placed on IR

WEEK 8 JAYHAWKS IN THE NFL SCHEDULE

THURSDAY, OCT. 24

Washington Redskins (Steven Sims Jr.) at Minnesota Vikings
7:20 p.m.

SUNDAY, OCT. 27

Seattle Seahawks (Bradley McDougald) at Atlanta Falcons
12 p.m.
Denver Broncos (Chris Harris Jr.) at Indianapolis Colts (Shakial Taylor)
12 p.m.

JAYHAWKS IN THE NFL STATS

Dorance Armstrong Jr. - Dallas Cowboys

	G	Sacks	Solo	FF
2019	6	1.0	5	0
Career	21	1.5	13	0

Chris Harris Jr. - Denver Broncos

	G	INT	YDS	TD
2019	7	1	11	0
Career	130	20	457	4

Bradley McDougald - Seattle Seahawks

	G	INT	YDS	TD
2019	6	1	0	0
Career	89	9	72	0

Aqib Talib - Los Angeles Rams

	G	INT	YDS	TD
2019	5	0	0	0
Career	148	35	752	10


Steven Sims Jr. - Washington Redskins

	G	Rec	Yds	TD	Rush	Yds	Y/A	TD
2019	7	8	33	0	6	82	13.7	1
Career	7	8	33	0	6	82	13.7	1

Shakial Taylor - Indianapolis Colts

	G	INT	YDS	TD
2019	2	0	0	0
Career	2	0	0	0

MILES TO GO: LES MILES AND KANSAS FOOTBALL



Kansas Athletics and Big 12 Now on ESPN+ announced an 18-part series that gives fans a comprehensive, behind-the-scenes look at Kansas head coach **Les Miles** and athletic director **Jeff Long** as they look to raise the program to national prominence. After releasing the first four episodes on August 29, weekly installments will stream on Big 12 Now on ESPN+ throughout the college football season, covering the 2019 season from start to finish.

NOTES

POOKA MOVES INTO TOP-20 RUSHING LIST

Last year's Big 12 Freshman of the Year, **Pooka Williams Jr.**, has totaled a team-leading 635 rushing yards this season, averaging 105.8 yards per game, which ranks second in the Big 12 this season. On Saturday against Texas, Williams' 190 rushing yards moved him into 16th in career rushing yards with 1,760. Williams averages a staggering 6.3 rushing yards per carry, while averaging just below the century-mark in yards per game with 98.1.

CAREER RUSHING YARDS	YEAR	ATT.	YDS.
10. Jon Cornish	2003-06	387	2,245
11. Jake Sharp	2006-09	456	2,239
12. Kerwin Bell	1980-83	450	1,970
13. Charlie Hoag	1950-52	343	1,914
14. Norris Banks	1975-77	438	1,862
15. Arnold Snell	1986-88	431	1,762
16. Pooka Williams Jr.	2018-Pres.	276	1,760
17. Khalil Herbert	2016-2019	320	1,735
18. Nolan Cromwell	1975-76	355	1,664
19. Tony Pierson	2011-14	284	1,642
20. Donnie Shanklin	1966-68	324	1,630

STEVENS-MCKENZIE GOES BACK-TO-BACK

Senior HAWK **Najee Stevens-McKenzie** has come through in big moments against Texas and Oklahoma, intercepting both **Jalen Hurts** and **Sam Ehlinger** in back-to-back games. Against Texas, Stevens-McKenzie's interception came during the fourth quarter, which help set up an influential touchdown on Kansas' first play on offense. Stevens-McKenzie now owns three career interceptions on his stat sheet, two of which have come against Ehlinger.

PINNING THEM DEEP

Kansas punter **Kyle Thompson** is known for his big leg, which ranks 21st nationally and first in the Big 12 in punting average, averaging 44.8 yards per punt this season. Against TCU on Sept. 28, Thompson set career highs in attempts and total yards, where he punted nine times for 437 yards, including a season-long 62-yard punt. Throughout his career, Thompson has punted 103 times for 4,476 yards, averaging 43.5 yards per punt, which ranks third all-time in Kansas history. Thompson booted a career-long punt against Texas in 2018, which traveled 76 yards.

PUNTING AVERAGE	AVG.	YEARS
1. Bucky Scribner	44.6	1980-82
2. Trevor Pardula	44.0	2013-14
3. Kyle Thompson	43.5	2017-Pres.

MAKING A DIFFERENCE

Senior captain **Bryce Torneden** was named to the 2019 AllState AFCA Good Works Team, becoming the first Kansas player to earn a spot on the prestigious team since **Darrell Stuckey** in 2009 and just the fourth Jayhawk in program history, joining **Chip Hilleary** (1992) and **Steven Bratton** (1998) as KU's previous honorees. Torneden is just one of 22 student-athletes selected nation-wide, narrowed from a list of 137 nominees by an esteemed panel of judges including **Kirk Herbstreit** (ESPN) and **Tim Tebow** (Florida, 2009 team). Torneden and the other players stood out for their leadership in local communities and overall commitment to giving back.

TORNEDEN AND ADENIJI UP FOR SENIOR CLASS AWARD

Kansas seniors **Hakeem Adeniji** and **Bryce Torneden** were among 30 NCAA® Football Bowl Subdivision student-athletes selected as candidates for the 2019 Senior CLASS Award® in collegiate football. To be eligible for the award, a student-athlete must be classified as an NCAA Division I FBS senior and have notable achievements in four areas of excellence: community, classroom, character and competition. The 30 candidates will be narrowed to 10 finalists midway through the regular season, and those names will be placed on the official ballot. The Senior CLASS Award winner will then be announced during the football bowl season in early January.

AWARDS WATCH

BIG 12 PLAYERS OF THE WEEK

Week Seven (Oct. 14)

Offensive	CeeDee Lamb, WR, Oklahoma
Defensive	Kenneth Murray, LB, Oklahoma
Special Teams	John Mayers, K, Baylor
Newcomer	Breece Hall, RB, Iowa State
	Jalen Hurts, QB, Oklahoma

Week Six (Oct. 7)

Offensive	Jett Duffey, QB, Texas Tech
Defensive	Jordyn Brooks, LB, Texas Tech
Special Teams	Trey Wolf, PK, Texas Tech
Newcomer	Roschon Johnson, RB, Texas

Week Five (Sept. 30)

Offensive	Chuba Hubbard, RB, Oklahoma State
Defensive	Clay Johnson, LB, Baylor
Special Teams	John Mayers, K, Baylor
	Jalen Reagor, WR, TCU
Newcomer	Jalen Hurts, QB, Oklahoma

Week Four (Sept. 23)

Offensive	Brock Purdy, QB, Iowa State
Defensive	Kolby Harvell-Peel, S, Oklahoma State
Special Teams	Evan Staley, K, West Virginia
Newcomer	Andrew Parchment, WR, Kansas

Week Three (Sept. 16)

Offensive	Chuba Hubbard, RB, Oklahoma State
Defensive	Denzel Goolsby, DB, Kansas State
Special Teams	Malik Knowles, WR, Kansas State
Newcomer	Sam James, WR, West Virginia

Week Two (Sept. 10)

Offensive	Denzel Mims, WR, Baylor
	Devin Duvernay, WR, Texas
Defensive	B. Radley Hiles, DB, Oklahoma
Special Teams	Grayland Arnold, S, Baylor
Newcomer	Spencer Sanders, QB, Oklahoma State

Week One (Sept. 3)

Offensive	Jalen Hurts, QB, Oklahoma
Defensive	Garret Wallow, LB, TCU
Special Teams	Jonathan Song, PK, TCU
Newcomer	Jalen Hurts, QB, Oklahoma

JAYHAWK HONORS IN 2019

Big 12 Newcomer of the Week	Andrew Parchment Sept. 23, 2019
AllState AFCA Good Works Team	Bryce Torneden
FWAA Reveal Suites Team of the Week	Kansas Sept. 16, 2019
Manning Award Stars of the Week	Carter Stanley Sept. 16, 2019

150 SEASONS OF COLLEGE FOOTBALL



CFB150 is a year-long celebration that will feature local game activations with a national focus on select early season games, Anniversary Week (Oct. 31 - Nov. 9) and the postseason (bowl games and divisional football championship games). The first game in college football history occurred on Nov. 6, 1869, where Rutgers defeated Yale in New Brunswick, New Jersey, 6-4. Teams across the country will wear the commemorative CFB150 patch on their uniforms throughout the 2019 season.

For more information on the CFB150 celebration, visit cfb150.org.

LAST MATCHUP: KANSAS FALLS TO TEXAS TECH, 48-16



OCT. 20, 2018 | JONES AT&T STADIUM | LUBBOCK, TEXAS

KANSAS	3	0	6	7	16
TEXAS TECH	3	21	3	21	48

Texas Tech's high-powered offense proved to be too much for Kansas as the Jayhawks fell to the Red Raiders, 48-16, on Saturday afternoon inside Jones AT&T Stadium.

Kansas' defense slowed Texas Tech for the first three quarters, but late TTU scoring drives and the Jayhawks struggling to stay on the field on the offensive side of the ball gave the Red Raiders the victory.

The duo of freshman safety cornerback Corione Harris and junior safety Mike Lee combined for 16 tackles, including a season-high nine stops from Lee, who was leading the team in tackles before being ejected for targeting late in the second half. Senior cornerback Hasan Defense was also a difference maker on defense after snagging his third interception in his last two outings. The Jayhawks forced four turnovers, while giving the ball up twice.

In the midst of season highs, career highs and streaks on defense, senior linebacker Joe Dineen Jr., tied Willie Pless for the most career tackles-for-a-loss in KU program history with 41.

Defensively, KU pressured the Red Raiders offense, but Kansas' offense couldn't find a rhythm and was haunted by failed third down conversions. The Jayhawks were 2-of-13 in converting on third down, with their first third down conversion coming in the third quarter, which resulted in a touchdown reception for senior wide receiver Steven Sims Jr.

The Jayhawks finished the day with 308 total yards on offense, including 70 rushing yards from freshman running back Pooka Williams Jr., on 16 carries. Senior quarterback Peyton Bender threw for 221 yards and two touchdowns.

TEAM STATISTICS

	TTU	KU
First Downs	16	30
Rushes - Yards (Net)	29-98	35-112
Passing Yards (Net)	221	441
Passes Att-Comp-Int	18-41-1	39-49-1
Total Offense Plays-Yards	70-319	84-553
Fumbles: Number-Lost	2-1	4-2
Punt Returns-Yards	0-0	3-1
Kickoff Returns-Yards	3-52	2-66
Penalties-Yards	6-62	7-50
Possession Time	28:27	31:33
Third-Down Conversions	4 of 15	8 of 14
Red-Zone Scores-Chances	2-4	6-6
Sacks By: Number-Yards	2-25	3-30

INDIVIDUAL TOTALS

RUSHING:	Kansas-Williams, Pooka 16-81 TTU-Henry, Ta'Zawn 15-62
PASSING:	Kansas-Bender, Peyton 18-41-1-221 TTU-Bowman, Alan 36-46-1-408
RECEIVING:	Kansas-Charlot, Daylon 4-67 TTU-Wesley, Antoine 9-155
SACKS (UA-A):	Kansas-Kamara, Azur 1-16 TTU-Hill, Kolin 2-16
TACKLES (UA-A):	Kansas-Torneden, Bryce 7-3 TTU-Allen, Dakota 4-3

NOTES

CHAMPIONSHIP CALIBER

There are only five active coaches in the FBS who have claimed a BCS National Championship, with Kansas head coach **Les Miles** included. In 2007, Miles led the LSU Tigers to a BCS National Championship victory over Ohio State, 38-24.

COACH

Les Miles

Nick Saban
Dabo Swinney
Jimbo Fisher
Mack Brown

ACTIVE TEAM

Kansas
Alabama
Clemson
Texas A&M
North Carolina

DEFENSE IS HIS NAME

Senior defensive back **Hasan Defense** lived up to his name in the Jayhawks' season opener against Indiana State, where he returned a 57-yard interception to the house for the first Kansas touchdown of the season. The touchdown marked the first of his career and the first interception returned for a touchdown by a Jayhawk since Sept. 15, 2018 (**Bryce Torneden, Mike Lee**). Defense's interception was the sixth of his career, while he also moved up the Kansas career interception return yards list to No. 2 all-time with 192 yards, trailing only **Aqib Talib** (322).

INT RETURNS

	YDS	YEARS
1. Aqib Talib	322	2005-07
2. Hasan Defense	192	2017-Pres.
3. Bradley McDougald	189	2009-12

DIPLOMA IN HAND

Nine Jayhawks already earned their diploma ahead of the 2019 season.

GRADUATED JAYHAWKS

	MAJOR
Denzel Feaster	Liberal arts and sciences
Kevin Feder	Leadership studies
DeAnte Ford	Liberal arts and sciences
Hudson Hall	Communication studies
Willie McCaleb	Communication studies
Clyde McCauley	Communication studies
Manny Miles	Communication studies
Shaquille Richmond	Liberal arts and sciences
Carter Stanley	Communication studies

UP NEXT

Kansas will remain at home in David Booth Kansas Memorial Stadium on Nov. 2 to host the Kansas State Wildcats for Military Appreciation day. The game will be the ninth of the season for the Jayhawks and their sixth at home, where they currently hold a 1-3 record. The game against K-State is 117th meeting between the two teams in the Sunflower Showdown presented by Dillons, where Kansas holds a 66-45-5 record all-time, including a 37-19-2 record in Lawrence. The game will kickoff at 2:30 p.m., and will air on FS1.

OPPONENT OUTLOOK: TEXAS TECH



TEXAS TECH RED RAIDERS

Location: Lubbock, Texas
Record: 3-4, (1-3 Big 12)
Career Record:



MATT WELLS

Career Record: 47-38
Season: 7th
Record at Texas Tech: 3-4
Season at Texas Tech: 1st
Record against Kansas: N/A

TEXAS TECH STATISTICAL LEADERS

Passing	Jett Duffey
	109/159, 1,149 yds, 6 TD, 2 INT
Rushing	SaRodorick Thompson
	86 att, 469 yds, 7 TD
Receiving	T.J. Vasher
	35 att, 440 yds, 5 TD
Tackles	Jordyn Brooks
	78 tackles
Sacks	Jordyn Brooks
	3.0 sacks
Interceptions	Douglas Coleman
	6 interceptions

2019 SCHEDULE

DATE	OPPONENT	TIME/RESULT
Aug. 31	MONTANA STATE	W, 45-10
Sept. 7	UTEP	W, 38-3
Sept. 14	at Arizona	L, 14-28
Sept. 28	at Oklahoma*	L, 16-55
Oct. 5	OKLAHOMA STATE*	W, 45-35
Oct. 12	at Baylor*	L, 30-33
Oct. 19	IOWA STATE*	L, 24-34
Oct. 26	at Kansas* (FS1)	6 p.m.
Nov. 9	at West Virginia*	TBA
Nov. 16	TCU*	TBA
Nov. 23	KANSAS STATE*	TBA
Nov. 30	at Texas*	TBA

ON THIS DAY: OCT. 26

Record	8-9
Streak	Loss 6
vs. Texas Tech	N/A
Last	L, 14-59 vs. Baylor (10/26/2013)

ON OCT. 26	OPPONENT	RESULT
10/26/2013	BAYLOR (6)	L, 14-59
10/26/2002	at Missouri	L, 12-36
10/26/1996	at Nebraska (5)	L, 7-63
10/26/1991	at Oklahoma (21)	L, 3-41
10/26/1985	OKLAHOMA STATE (12)	L, 10-17
10/26/1974	IOWA STATE (HC)	L, 6-22
10/26/1968	at Iowa State	W, 46-25
10/26/1963	OKLAHOMA STATE	W, 41-7
10/26/1956	at Oklahoma State	W, 21-13
10/26/1946	at Tulsa	L, 0-56
10/26/1941	at Kansas State	L, 0-20
10/26/1935	KANSAS STATE	W, 9-2
10/26/1929	at Iowa State	W, 33-0
10/26/1914	KANSAS STATE	W, 27-0
10/26/1912	KANSAS STATE	W, 19-6
10/26/1907	KANSAS STATE	W, 29-10
10/26/1901	at Wisconsin	L, 0-50

GAME 1

VS. INDIANA STATE



AUG. 31, 2019 | DAVID BOOTH KANSAS MEMORIAL STADIUM | LAWRENCE, KAN. | ATT: 32,611

INDIANA STATE	0	3	0	14	17
KANSAS	7	3	6	8	24

LAWRENCE, Kan. – Kansas football picked up its first win of the season with a 24-17 victory over Indiana State at David Booth Kansas Memorial Stadium on Saturday, earning the first win of the Les Miles era.

After falling behind 17-16 with 4:24 remaining in the fourth quarter, senior quarterback Carter Stanley led the Jayhawks on an eight-play, 75-yard drive to take the lead back from the Sycamores. Stanley capped the drive with a 22-yard strike to senior Daylon Charlot in the back of the endzone with 2:04 remaining.

In his first game with Kansas, junior Andrew Parchment led the Jayhawk offense with a career-high eight catches and 121 yards. Meanwhile, junior linebacker Dru Prox paved the way on defense finishing with a career-best nine tackles and one 12-yard sack in the fourth quarter, while senior Hasan Defense started the Jayhawk scoring attack by earning a 57-yard pick-six in the first quarter.

TEAM STATISTICS			PLAYER STATISTICS		
	INS	KU	KANSAS		
First Downs	20	20	Passing		
Rushing	20	6	Carter Stanley	20/29	241 yds, 2 TD
Passing	9	13	Rushing		
Rushing Yards	146	103	Khalil Herbert	17 att	88 yds
Rushing Attempts	37	34	Receiving		
Average Per Rush	3.9	3.0	Andrew Parchment	8 rec	121 yds
Passing Yards	219	241	Tackles		
Comp.-Att.-Int.	22-34-2	20-29-0	Dru Prox	9	tackles
Average Per Comp.	10.0	12.1	Three players	1.0	sacks
Passing Touchdowns	1	2	Interceptions		
Total Offense	365	344	Hasan Defense	1	interception
Fumbles-Lost	0-0	4-3	INDIANA STATE		
Penalties-Yards	4-35	7-49	Passing		
Punts-Yards	4-158	3-147	Ryan Boyle	22/34	219 yds, 1 TD, 2 INT
Punt Return Yards	15	11	Rushing		
Kick Return Yards	17	24	Titus McCoy	14 att	88 yds
Interceptions-Yards	0-0	2-70	Receiving		
Time of Possession	31:25	28:35	Dante Hendrix	8 rec	57 yds
Third Down Conversions	5-14	4-12	Tackles		
Fourth Down Conversions	2-3	0-2	Clayton Glasco	6	tackles
Red Zone	1-2	2-2	Sacks		
Sacks-Yards	2-13	3-18	Two players	1.0	sacks
Field Goals	1-3	1-2			
Points off Turnovers	14	13			

SCORING SUMMARY				
Qtr.	Time	Play	Score	
1st	8:43	KU - Defense, Hasan 57 yd interception return	0-7	
2nd	6:17	KU - Jones, Liam 36 yd field goal (9 plays, 55 yards, 3:09)	0-10	
2nd	0:01	INS - Nunez, Jerry 20 yd field goal (9 plays, 60 yards, 1:46)	3-10	
3rd	8:40	KU - Sosinski, James 10 yd pass from Stanley, Carter (7 plays, 87 yards, 3:05)	3-16	
4th	10:52	INS - Jones II, Dante 26 yd pass from Boyle, Ryan (14 plays, 77 yards, 6:08)	10-16	
4th	4:24	INS - Moala, Inoke 0 yd fumble recovery	17-16	
4th	2:20	KU - Charlot, Daylon 22 yd pass from Stanley, Carter (Two-Point Conversion)	17-24	

GAME 2

VS. COASTAL CAROLINA



SEPT. 7, 2019 | DAVID BOOTH KANSAS MEMORIAL STADIUM | LAWRENCE, KAN. | ATT: 33,493

COASTAL CAROLINA	0	6	6	0	12
KANSAS	7	0	0	0	7

LAWRENCE, Kan. – Kansas football fell short Saturday night to Coastal Carolina, 12-7, in David Booth Kansas Memorial Stadium.

The Jayhawks started strong out of the gate, putting together an eight-play, 65-yard drive, capped off with a Khalil Herbert 41-yard touchdown run that put Kansas up 7-0 early in the first quarter.

It was KU's rushing attack that kept the Jayhawks within striking distance of the Chanticleers. Sophomore Pooka Williams finished with 22 carries and 99 yards in his first game of the 2019 season. Meanwhile, Herbert tallied 82 yards on eight carries.

Defensively, junior linebacker Dru Prox led the effort as he ended the game with a career-best 11 tackles.

TEAM STATISTICS			PLAYER STATISTICS		
	CCU	KU	KANSAS		
First Downs	20	17	Passing		
Rushing	13	10	Carter Stanley	13/19	107 yds, 2 INT
Passing	6	7	Rushing		
Rushing Yards	172	173	Pooka Williams Jr.	22 att	99 yds
Rushing Attempts	49	37	Receiving		
Average Per Rush	3.5	4.7	Stephon Robinson	4 rec	45 yds
Passing Yards	119	107	Tackles		
Comp.-Att.-Int.	8-14-0	13-19-2	Dru Prox	11	tackles
Average Per Comp.	14.9	8.2	Sacks		
Passing Touchdowns	1	0	Three players	1.0	sacks
Total Offense	291	280	COASTAL CAROLINA		
Fumbles-Lost	1-0	1-0	Passing		
Penalties-Yards	4-31	5-40	Fred Payton	6/9	98 yds
Punts-Yards	4-161	2-99	Rushing		
Punt Return Yards	12	7	CJ Marable	24 att	148 yds, 1 TD
Kick Return Yards	6	37	Receiving		
Interceptions-Yards	2-25	0-0	Isaiah Likely	2 rec	46 yd
Time of Possession	34:26	25:34	Tackles		
Third Down Conversions	1-9	4-10	Teddy Gallagher	10	tackles
Fourth Down Conversions	1-1	0-3	Sacks		
Red Zone	2-5	0-1	Four players	1.0	sacks
Sacks-Yards	2-18	3-22			
Field Goals	0-2	0-1			
Points off Turnovers	6	0			

SCORING SUMMARY				
Qtr.	Time	Play	Score	
1st	11:32	KU - Herbert, Khalil 41 yd run (8 plays, 65 yards, 3:28)	0-7	
2nd	0:41	CCU - Marable, CJ 20 yd pass from Payton, Fred (6 plays, 64 yards, 2:00)	7-7	
3rd	7:58	CCU - Marable, CJ 8 yd run (7 plays, 44 yards, 3:27)	12-7	

GAME 3

AT BOSTON COLLEGE



SEPT. 13 ALUMNI STADIUM BOSTON, MASS. ATT: 32,848					
KANSAS	7	21	13	7	48
BOSTON COLLEGE	17	7	0	0	24

BOSTON — Behind 187 yards from senior running back Khalil Herbert and 122 yards from sophomore running back Pooka Williams Jr., Kansas was able to turn an early 10-0 deficit into a 48-24 win over Boston College at Alumni Stadium on Friday night.

After an interception on his first pass attempt of the game, senior quarterback Carter Stanley rebounded to complete 20-of-27 passes for 238 yards and three touchdowns in helping the Jayhawks give head coach Les Miles a win in his 200th career game as head coach.

Stanley's top target was junior wide receiver Andrew Parchment, who finished the game with eight catches for 100 yards, marking his second 100-yard receiving game on the season. Parchment also scored twice for the Jayhawks.

TEAM STATISTICS			PLAYER STATISTICS	
	KU	BC	KANSAS	
First Downs	23	26	Passing	
Rushing	13	12	Carter Stanley.....	20/27, 238 yds, 3 TD, 1 INT
Passing	9	11	Rushing	
Rushing Yards	329	228	Khalil Herbert.....	11 att, 187 yds, 1 TD
Rushing Attempts	45	47	Receiving	
Average Per Rush	7.3	4.9	Andrew Parchment.....	8 rec, 100 yds, 2 TD
Passing Yards	238	219	Tackles	
Comp.-Att.-Int.	20-27-1	21-41-0	Dru Prox.....	10 tackles
Average Per Comp.	11.9	10.4	Sacks	
Passing Touchdowns	3	2	Two players.....	0.5 sacks
Total Offense	567	447	BOSTON COLLEGE	
Fumbles-Lost	0-0	2-0	Passing	
Penalties-Yards	8-75	8-55	Ryan Boyle.....	18/36, 195 yds, 1 TD
Punts-Yards	4-181	4-166	Rushing	
Punt Return Yards	0	0	AJ Dillon.....	27 att, 151 att, 1 TD
Kick Return Yards	96	203	Receiving	
Interceptions-Yards	0-0	1-17	Kobay White.....	3 rec, 45 yds
Time of Possession	31:53	28:07	Tackles	
Third Down Conversions	8-15	10-19	Mehdi Al Ettrach.....	10 tackles
Fourth Down Conversions	0-0	0-3	Interceptions	
Red Zone	8-8	3-5	Mehdi Al Ettrach.....	1 Interception
Sacks-Yards	1-6	0-0		
Field Goals	2-2	1-2		
Points off Turnovers	0	3		

SCORING SUMMARY			
Qtr.	Time	Play	Score
1st	12:41	BC - AJ Dillon 2 yd run (7 plays, 75 yards, 2:19)	0-7
1st	11:09	BC - Aaron Boumerhi 40 yd field goal (4 plays, 4 yards, 0:43)	0-10
1st	3:27	KU - Luavasa, Jack 19 yd pass from Stanley, Carter (8 plays, 78 yards, 3:54)	7-10
1st	0:17	BC - Korab, Idrizi 20 yd pass from Anthony Brown (10 plays, 73 yards, 3:05)	7-17
2nd	14:19	KU - Hall, Hudson 1 yd rn (3 plays, 48 yards, 0:50)	14-17
2nd	3:41	KU - Parchment, Andrew 4 yd pass from Stanley, Carter (11 plays, 81 yards, 5:15)	21-17
2nd	0:45	BC - Brown, Anthony 12 yd pass from Lewis, CJ (8 plays, 72 yards, 2:48)	21-24
2nd	0:05	KU - Parchment, Andrew 3 yd pass from Stanley, Carter (4 plays, 85 yards, 0:35)	28-24
3rd	10:24	KU - Jones, Liam 24 yd field goal (12 plays, 69 yards, 4:32)	31-24
3rd	5:25	KU - Williams Jr., Pooka 12 yd run (8 plays, 87 yards, 3:12)	38-24
3rd	0:35	KU - Jones, Liam 30 yd field goal (9 plays, 60 yards, 3:57)	41-24
4th	5:44	KU - Herbert, Khalil 6 yd run (1 play, 6 yards, 0:06)	48-24

GAME 4

VS. WEST VIRGINIA



SEPT. 21, 2019 DAVID BOOTH KANSAS MEMORIAL STADIUM LAWRENCE, KAN. ATT: 35,816					
WEST VIRGINIA	7	3	10	9	29
KANSAS	0	7	10	7	24

LAWRENCE, Kan. – The Kansas Jayhawks fell to the West Virginia Mountaineers, 29-24, at David Booth Kansas Memorial Stadium, in the team's conference-opener on Saturday.

Senior quarterback Carter Stanley led the Kansas offense with 275 yards passing and three touchdowns, including a second-quarter strike to junior wide receiver Kwamie Lassiter II and a third quarter 75-yard touchdown pass to junior wide receiver Andrew Parchment.

The 75-yard strike to Parchment was the longest touchdown of the season for the Jayhawks. Stanley connected with Parchment for a second time for a three-yard touchdown in the fourth quarter to bring the Jayhawks within five. Parchment finished with 132 total yards, his third 100+ yard game of the season, including his second in a row.

Senior Dru Prox, junior hawk Kyron Johnson and senior safety Mike Lee led the Jayhawks on the defensive end with nine tackles each.

TEAM STATISTICS			PLAYER STATISTICS	
	WVU	KU	KANSAS	
First Downs	25	20	Passing	
Rushing	13	9	Carter Stanley.....	19/25, 275 yds, 3 TD, 1 INT
Passing	11	9	Rushing	
Rushing Yards	192	142	Pooka Williams Jr.....	15 att, 76 yds
Rushing Attempts	48	30	Receiving	
Average Per Rush	4.0	4.7	Andrew Parchment.....	5 rec, 132 yds, 2 TD
Passing Yards	202	275	Tackles	
Comp.-Att.-Int.	25-37-0	19-26-1	Three players.....	9 tackles
Average Per Comp.	5.5	10.6	Sacks	
Passing Touchdowns	0	3	Two players.....	1.0 sacks
Total Offense	394	417	WEST VIRGINIA	
Fumbles-Lost	0-0	1-1	Passing	
Penalties-Yards	5-41	4-45	Austin Kendall.....	25/37, 202 yds
Punts-Yards	4-164	5-191	Rushing	
Punt Return Yards	16	0	Kennedy McKoy.....	20 att, 73 yds, 1 TD
Kick Return Yards	38	37	Receiving	
Interceptions-Yards	1-0	0-0	Sam James.....	6 rec, 41 yds
Time of Possession	37:41	22:19	Tackles	
Third Down Conversions	9-18	4-10	Josh Norwood.....	11 tackles
Fourth Down Conversions	0-1	0-0	Sacks	
Red Zone	4-4	2-2	Two players.....	1.0 sacks
Sacks-Yards	2-8	3-24		
Field Goals	3-4	1-1		
Points off Turnovers	6	0		

SCORING SUMMARY			
Qtr.	Time	Play	Score
1st	7:37	WVU - McKoy, Kennedy 3 yd run (13 plays, 71 yards, 5:59)	7-0
2nd	12:06	KU - Lassiter, Kwamie 28 yd pass from Stanley, Carter (7 plays, 75 yards, 2:43)	7-7
2nd	0:00	WVU - Staley, Evan 37 yd field goal (9 plays, 51 yards, 0:49)	10-7
3rd	10:31	WVU - Pettaway, Martell 23 yd run (10 plays, 70 yards, 4:24)	17-7
3rd	6:06	KU - Jones, Liam 23 yd field goal (11 plays, 71 yards, 4:24)	17-10
3rd	4:20	WVU - Staley, Evan 44 yd field goal (4 plays, 5 yards, 1:45)	20-10
3rd	4:08	KU - Parchment, Andrew 75 yd pass from Stanley, Carter (1 play, 75 yards, 0:12)	20-17
4th	12:35	WVU - Staley, Evan 22 yd field goal (12 plays, 73 yards, 6:28)	23-17
4th	5:04	WVU - Pettaway, Martell 7 yd run (2-point failed) (11 plays, 51 yards, 5:36)	29-17
4th	2:10	KU - Parchment, Andrew 3 yd pass from Stanley, Carter (10 plays, 70 yards, 2:49)	29-24

GAME 5

AT TCU



SEPT. 28, 2019 | AMON G. CARTER STADIUM | FORT WORTH, TEXAS | ATT: 41,960

KANSAS	0	0	0	14	14
TCU	21	17	0	13	51

FORT WORTH – On a hot and humid day in Texas, TCU outscored Kansas, 51-14, behind seven touchdowns, each by a different Horned Frog except for Max Duggan’s two. TCU compiled 625 yards of total offense at Amon G. Carter Stadium, 306 through the air and 319 on the ground.

Freshman running back Velton Gardner scored his first-career touchdown at KU, a 45-yard run, early in the fourth quarter. It was Gardner’s longest carry in 2019 as well as the Jayhawks’ second-longest rushing touchdown of the season.

Sophomore running back Pooka Williams Jr., got into the scoring action for Kansas in the fourth quarter as well. His 25-yard catch from senior quarterback Carter Stanley was Williams’ first receiving touchdown this season.

In his first-career start for the Jayhawks, freshman linebacker Gavin Potter led the team in total tackles with 11, including nine of which came solo.

TEAM STATISTICS			PLAYER STATISTICS	
	KU	TCU	KANSAS	
First Downs	8	29	Passing	
Rushing	3	15	Carter Stanley	12/29, 84 yds, 1 TD
Passing	3	14	Rushing	
Rushing Yards	75	319	Velton Gardner.....	4 att, 61 yds, 1 TD
Rushing Attempts	18	61	Receiving	
Average Per Rush	4.2	5.2	Andrew Parchment.....	4 rec, 10 yds
Passing Yards	84	306	Tackles	
Comp.-Att.-Int.	12-29-0	19-27-0	Gavin Potter	11 tackles
Average Per Comp.	7.0	16.1	Sacks	
Passing Touchdowns	1	2	Caleb Sampson.....	1.0 sacks
Total Offense	159	625	TCU	
Fumbles-Lost	1-0	1-0	Passing	
Penalties-Yards	2-10	10-95	Alex Delton.....	10/15, 186 yds
Punts-Yards	9-437	4-155	Rushing	
Punt Return Yards	0	139	Darius Anderson.....	18 att, 115 yds, 1 TD
Kick Return Yards	101	0	Receiving	
Interceptions-Yards	0-0	0-0	Dylan Thomas.....	3 rec, 44 yds, 1 TD
Time of Possession	20:25	39:35	Tackles	
Third Down Conversions	1-11	14-19	Garret Wallow.....	6 tackles
Fourth Down Conversions	0-0	0-0	Sacks	
Red Zone	0-0	6-6	Dee Winters.....	1.0 sacks
Sacks-Yards	1-11	2-7		
Field Goals	0-1	1-2		
Points off Turnovers	0	0		

SCORING SUMMARY			
Qtr.	Time	Play	Score
1st	11:12	TCU - Thomas, Dylan 26 yd pass from Duggan, Max (5-59, 1:53)	0-7
1st	2:09	TCU - Wells, Pro 7 yd td pass from Duggan, Max (17-72, 8:08)	0-14
1st	0:00	TCU - Reagor, Jalen 73 yd punt return	0-21
2nd	10:54	TCU - Anderson, Darius 11 yd run (5-52, 2:21)	0-28
2nd	4:44	TCU - Olonilua, Sewo (5-69, 2:49)	0-35
2nd	0:01	TCU - Song, Jonathan 25 yd field goal (14-79, 3:35)	0-38
4th	12:10	KU - Gardner, Velton 45 yd run (2-45, 0:17)	7-38
4th	9:13	TCU - Foster, Daimarqua 8 yd run (5-75, 2:57)	7-45
4th	3:50	KU - Williams, Pooka 25 yd pass from Stanley, Carter (5-52, 2:03)	14-45
4th	0:00	TCU - Collins, Mike 11 yd run (10-75, 3:50)	14-51

GAME 6

VS. OKLAHOMA



OCT. 5, 2019 | DAVID BOOTH KANSAS MEMORIAL STADIUM | LAWRENCE, KAN. | ATT: 34,402

OKLAHOMA	7	14	14	10	45
KANSAS	7	0	0	13	20

LAWRENCE, Kan. – The No. 6/4-ranked Oklahoma offense proved too powerful to overcome as the Kansas football team dropped its third-straight game, 45-20, Saturday afternoon at David Booth Kansas Memorial Stadium.

The Sooners (6-0, 3-0 Big 12) racked up 545 yards of total offense, including 277 yards in the air and 268 yards on the ground. The Jayhawks (2-4, 0-3 Big 12) combined for 360 yards with sophomore running back Pooka Williams Jr., picking up over a third of those on the ground (137).

The Jayhawks also found success through the air to wide receiver Stephon Robinson Jr. The Kansas junior compiled a career-high 131 yards receiving and two touchdowns on five receptions. Senior quarterback Carter Stanley completed 18-of-28 passes for 230 yards and three touchdowns, with his first touchdown pass going to Daylon Charlot for the game’s opening score.

TEAM STATISTICS			PLAYER STATISTICS	
	OU	KU	KANSAS	
First Downs	29	18	Passing	
Rushing	11	5	Carter Stanley	18/28, 230 yds, 3 TD
Passing	15	11	Rushing	
Rushing Yards	268	130	Pooka Williams Jr.....	23 att, 144 yds
Rushing Attempts	37	32	Receiving	
Average Per Rush	7.2	4.1	Stephon Robinson.....	5 rec, 131 yds, 2 TD
Passing Yards	277	230	Tackles	
Comp.-Att.-Int.	20-29-1	18-28-0	Bryce Torneden.....	5 tackles
Average Per Comp.	13.9	12.8	Sacks	
Passing Touchdowns	2	3	Azur Kamara	1 sack
Total Offense	545	360	OKLAHOMA	
Fumbles-Lost	0-0	0-0	Passing	
Penalties-Yards	8-89	9-82	Jalen Hurts	16/24, 228 yds, 2 TD, 1 INT
Punts-Yards	2-100	5-215	Rushing	
Punt Return Yards	46	0	Rhamondre Stevenson.....	5 att, 109 yds, 1 TD
Kick Return Yards	34	108	Receiving	
Interceptions-Yards	0-0	1-0	Brayden Willis	2 rec, 28 yds
Time of Possession	29:31	30:29	Tackles	
Third Down Conversions	6-9	6-14	Delarinn Turner-Yell.....	7 tackles
Fourth Down Conversions	0-0	0-2	Sacks	
Red Zone	6-7	1-1	Three players.....	1 sack
Sacks-Yards	3-21	1-8		
Field Goals	1-1	0-0		
Points off Turnovers	0	0		

SCORING SUMMARY			
Qtr.	Time	Play	Score
1st	3:35	KU - Charlot, Daylon 22 yd pass from Stanley, Carter (9-98, 5:14)	0-7
1st	1:26	OU - Sermon, Trey 2 yd run (6-77, 2:03)	7-7
2nd	7:51	OU - Hurts, Jalen 1 yd run (7-58, 2:57)	14-7
2nd	0:31	OU - Lamb, CeeDee 10 yd pass from Hurts, Jalen (1-10, 0:08)	21-7
3rd	10:19	OU - Hurts, Jalen 5 yd run (10-84, 4:36)	28-7
3rd	6:18	OU - Sermon, Trey 15 yd pass from Hurts, Jalen (7-83, 2:52)	35-7
4th	10:45	OU - Stevenson, Rhamondre 61 yd run (1-61, 0:13)	42-7
4th	9:35	KU - Robinson, Stephon 39 yd pass from Stanley, Carter (2-75, 1:04)	42-14
4th	4:47	OU - Brkic, Gabe 32 yd field goal (10-60, 4:48)	45-14
4th	11:12	KU - Robinson, Stephon 24 yd pass from Stanley, Carter (6-70, 1:54)	45-20



OCT. 19, 2019 | DARRELL K ROYAL-TEXAS MEMORIAL STADIUM | AUSTIN, TEXAS | ATT: 97,137

KANSAS	3	14	7	24	48
TEXAS	14	7	3	26	50

AUSTIN – Kansas football's upset bid of the No. 15 Texas Longhorns fell just short in Austin Saturday night, as Cameron Dicker kicked a 33-yard game-winning field goal as the game clock expired to put his team ahead on the scoreboard, 50-48.

KU took the lead with 1:11 remaining, scoring a touchdown and a 2-point conversion, both thrown by senior quarterback Carter Stanley. Wide receiver Stephon Robinson Jr., caught his second touchdown of the night from Stanley on the drive, while senior Daylon Charlot made the catch at the back of the end zone from Stanley for the 2-point conversion to put the Jayhawks ahead, 48-47. Robinson led the Jayhawks in receiving with seven receptions for 67 yards and two touchdowns.

Texas' offense countered once again though, and drove 60 yards down the field in 10 plays to have the night capped off by Dicker's game-winning field goal.

Sophomore Pooka Williams Jr., led the Jayhawks with 190 rushing yards on 25 carries and two touchdowns, marking his seventh career game with 100+ rushing yards. The Jayhawks accumulated 569 yards of total offense, the second display of over 500 yards this season, topping the 567 yard performance against Boston College on September 13. Stanley completed 27-of-47 passes for 310 yards four touchdowns, marking his first four-touchdown game of his career.

Defensively, true freshman Gavin Potter led the Jayhawks with nine tackles and 1.5 sacks. The Jayhawks forced the Longhorns into two turnovers, including Najee Stevens-Mckenzie's second interception of the season, coming in consecutive games.

TEAM STATISTICS			PLAYER STATISTICS	
	KU	UT	KANSAS	
First Downs	27	33	Passing	
Rushing	13	15	Carter Stanley 27/47, 310 yds, 4 TD	
Passing	11	17	Rushing	
Rushing Yards	259	239	Pooka Williams Jr. 25 att, 190 yds, 2 TD	
Rushing Attempts	39	40	Receiving	
Average Per Rush	6.6	6.0	Stephon Robinson 7 rec, 67 yds, 2 TD	
Passing Yards	310	399	Tackles	
Comp.-Att.-Int.	27-47-0	31-45-1	Gavin Potter 9 tackles	
Average Per Comp.	11.5	12.9	Sacks	
Passing Touchdowns	4	4	Gavin Potter 1.0 sacks	
Total Offense	569	638	TEXAS	
Fumbles-Lost	2-0	2-1	Passing	
Penalties-Yards	7-50	8-86	Sam Ehlinger 31/44, 399 yds, 4 TD, 1 INT	
Punts-Yards	3-115	1-55	Rushing	
Punt Return Yards	1-14	0-0	Keaontay Ingram 14 att, 101 yds, 1 TD	
Kick Return Yards	2-46	1-13	Receiving	
Interceptions-Yards	1-2	0-0	Devin Duvernay 8 rec, 110 yds, 2 TD	
Time of Possession	31:31	28:29	Tackles	
Third Down Conversions	10-19	9-14	Brandon Jones 10 tackles	
Fourth Down Conversions	2-2	1-3	Sacks	
Red Zone	6-77	6-6	DeMarvio Overshawn 1 sack	
Sacks-Yards	3-24	1-7		
Field Goals	2-4	2-2		
Points off Turnovers	13	2		

2019 OPPONENT SCHEDULES



INDIANA STATE SYCAMORES (3-4, 1-2 MVFC)

DATE	OPPONENT	TIME/RESULT
Aug. 31	at Kansas	L, 17-24
Sept. 7	DAYTON	L, 35-42
Sept. 14	EASTERN KENTUCKY	W, 19-7
Sept. 21	EASTERN ILLINOIS	W, 19-7
Oct. 5	at South Dakota	L, 38-0
Oct. 12	WESTERN ILLINOIS	W, 20-10
Oct. 19	SOUTH DAKOTA STATE	L, 42-23
Oct. 26	at Illinois State	3 p.m.
Nov. 2	SOUTHERN ILLINOIS	1 p.m.
Nov. 9	at Northern Iowa	5 p.m.
Nov. 16	YOUNGSTOWN STATE	1 p.m.
Nov. 23	at Missouri State	5 p.m.



COASTAL CAROLINA CHANTICLEERS (3-4, 0-3 SUN BELT)

DATE	OPPONENT	TIME/RESULT
Aug. 31	EASTERN MICHIGAN	L, 23-30
Sept. 7	at Kansas	W, 12-7
Sept. 14	NORFOLK STATE	W, 46-7
Sept. 21	at UMass	W, 62-28
Sept. 28	at Appalachian State	L, 37-56
Oct. 12	GEORGIA STATE	L, 21-31
Oct. 19	at Georgia Southern	L, 27-30
Nov. 2	TROY	TBA
Nov. 7	LOUISIANA	TBA
Nov. 16	at Arkansas State	2 p.m.
Nov. 23	at ULM	4 p.m.
Nov. 30	TEXAS STATE	TBA



BOSTON COLLEGE EAGLES (4-3, 2-2 ACC)

DATE	OPPONENT	TIME/RESULT
Aug. 31	VIRGINIA TECH	W, 35-28
Sept. 7	RICHMOND	W, 45-13
Sept. 13	KANSAS	L, 24-48
Sept. 21	at Rutgers	W, 30-16
Sept. 28	WAKE FOREST	L, 24-27
Oct. 5	at Louisville	L, 39-41
Oct. 19	NC STATE	W, 45-24
Oct. 26	at Clemson	TBA
Nov. 2	at Syracuse	TBA
Nov. 9	FLORIDA STATE	TBA
Nov. 23	at Notre Dame	1:30 p.m.
Nov. 30	at Pittsburgh	TBA



WEST VIRGINIA MOUNTAINEERS (3-4, 1-3 BIG 12)

DATE	OPPONENT	TIME/RESULT
Aug. 31	JAMES MADISON	W, 20-13
Sept. 7	at Missouri	L, 7-38
Sept. 14	NC STATE	W, 44-27
Sept. 21	at Kansas	W, 29-24
Oct. 5	TEXAS	L, 31-42
Oct. 12	IOWA STATE	L, 14-38
Oct. 19	at Oklahoma	L, 14-52
Oct. 31	at Baylor	7 p.m.
Nov. 9	TEXAS TECH	TBA
Nov. 16	at Kansas State	TBA
Nov. 23	OKLAHOMA STATE	TBA
Nov. 29	at TCU	2:30 p.m.



TCU HORNED FROGS (3-3, 1-2 BIG 12)

DATE	OPPONENT	TIME/RESULT
Aug. 31	ARKANSAS - PINE BLUFF	W, 39-7
Sept. 14	at Purdue	W, 34-13
Sept. 21	SMU	L, 38-41
Sept. 28	KANSAS	W, 51-14
Oct. 5	at Iowa State	L, 24-49
Oct. 19	at Kansas State	L, 17-24
Oct. 26	TEXAS	2:30 p.m.
Nov. 2	at Oklahoma State	TBA
Nov. 9	BAYLOR	TBA
Nov. 16	at Texas Tech	TBA
Nov. 23	at Oklahoma	TBA
Nov. 29	WEST VIRGINIA	2:30 p.m.



NO. 5/5 OKLAHOMA SOONERS (7-0, 4-0 BIG 12)

DATE	OPPONENT	TIME/RESULT
Sept. 1	HOUSTON	W, 49-31
Sept. 7	SOUTH DAKOTA	W, 70-14
Sept. 14	at UCLA	W, 48-14
Sept. 28	TEXAS TECH	W, 55-16
Oct. 5	at Kansas	W, 45-20
Oct. 12	TEXAS	W, 34-27
Oct. 19	WEST VIRGINIA	W, 52-14
Oct. 26	at Kansas State	11 a.m.
Nov. 9	IOWA STATE	TBA
Nov. 16	at Baylor	TBA
Nov. 23	TCU	TBA
Nov. 30	at Oklahoma State	TBA



NO. 15/15 TEXAS LONGHORNS (5-2, 3-1 BIG 12)

DATE	OPPONENT	TIME/RESULT
Aug. 31	LOUISIANA TECH	W, 45-14
Sept. 7	LSU	L, 38-45
Sept. 14	at Rice	W, 48-13
Sept. 21	OKLAHOMA STATE	W, 36-30
Oct. 5	WEST VIRGINIA	W, 42-31
Oct. 12	OKLAHOMA	L, 27-34
Oct. 19	KANSAS	W, 50-48
Oct. 26	at TCU	2:30 p.m.
Nov. 9	KANSAS STATE	TBA
Nov. 16	at IOWA STATE	TBA
Nov. 23	at Baylor	TBA
Nov. 29	TEXAS TECH	11 a.m.



TEXAS TECH RED RAIDERS (3-4, 1-3 BIG 12)

DATE	OPPONENT	TIME/RESULT
Aug. 31	MONTANA STATE	W, 45-10
Sept. 7	UTEP	W, 38-3
Sept. 14	at Arizona	L, 14-28
Sept. 28	at Oklahoma	L, 16-55
Oct. 5	OKLAHOMA STATE	W, 45-35
Oct. 12	at Baylor	L, 30-33 (2OT)
Oct. 19	IOWA STATE	L, 24-34
Oct. 26	at Kansas	6 p.m.
Nov. 9	at West Virginia	TBA
Nov. 16	TCU	TBA
Nov. 23	KANSAS STATE	TBA
Nov. 29	at Texas	11 a.m.



KANSAS STATE WILDCATS (4-2, 1-2 BIG 12)

DATE	OPPONENT	TIME/RESULT
Aug. 31	NICHOLLS	W, 49-14
Sept. 7	BOWLING GREEN	W, 52-50
Sept. 14	at Mississippi State	W, 31-24
Sept. 28	at Oklahoma State	L, 13-26
Oct. 5	BAYLOR	L, 12-31
Oct. 19	TCU	W, 24-17
Oct. 26	OKLAHOMA	11 a.m.
Nov. 2	at Kansas	TBA
Nov. 9	at Texas	TBA
Nov. 16	WEST VIRGINIA	TBA
Nov. 23	at Texas Tech	TBA
Nov. 30	IOWA STATE	TBA



OKLAHOMA STATE COWBOYS (4-2, 1-2 BIG 12)

DATE	OPPONENT	TIME/RESULT
Aug. 30	at Oregon State	W, 52-36
Sept. 7	McNEESE	W, 56-14
Sept. 14	at Tulsa	W, 40-21
Sept. 21	at Texas	L, 30-36
Sept. 28	KANSAS STATE	W, 26-13
Oct. 5	at Texas Tech	L, 35-45
Oct. 19	BAYLOR	L, 27-45
Oct. 26	at Iowa State	2:30 p.m.
Nov. 2	TCU	TBA
Nov. 16	KANSAS	TBA
Nov. 23	at West Virginia	TBA
Nov. 30	OKLAHOMA	TBA



NO. 23/RV IOWA STATE CYCLONES (5-2, 3-1 BIG 12)

DATE	OPPONENT	TIME/RESULT
Aug. 31	UNI	W, 29-26 (3OT)
Sept. 14	IOWA	L, 17-18
Sept. 21	LOUISIANA-MONROE	W, 72-20
Sept. 28	at Baylor	L, 21-23
Oct. 5	TCU	W, 49-24
Oct. 12	at West Virginia	W, 38-14
Oct. 19	at Texas Tech	W, 34-24
Oct. 26	OKLAHOMA STATE	2:30 p.m.
Nov. 9	at Oklahoma	TBA
Nov. 16	TEXAS	TBA
Nov. 23	KANSAS	TBA
Nov. 30	at Kansas State	TBA



NO. 14/14 BAYLOR BEARS (6-0, 3-0 BIG 12)

DATE	OPPONENT	TIME/RESULT
Aug. 31	STEPHEN F. AUSTIN	W, 56-17
Sept. 7	UTSA	W, 63-14
Sept. 21	at Rice	W, 21-13
Sept. 28	IOWA STATE	W, 23-21
Oct. 5	at Kansas State	W, 31-12
Oct. 12	TEXAS TECH	W, 33-30 (2OT)
Oct. 19	at Oklahoma State	W, 45-27
Oct. 31	WEST VIRGINIA	7 p.m.
Nov. 9	at TCU	TBA
Nov. 16	OKLAHOMA	TBA
Nov. 30	at Kansas	TBA



LES MILES

Head Coach

ALMA MATER

Michigan, '76

WIFE

Kathy

HOMETOWN

Elyria, Ohio

CHILDREN

Kathryn, Manny, Ben & Macy

Les Miles, a national championship-winning former coach at Louisiana State and Oklahoma State, was named the head coach of the University of Kansas football team on November 18, 2018.

Miles brings to Lawrence 142 victories, a BCS national championship, two SEC titles, 109 NFL Draft picks, including 21 First Round selections, in 35-plus seasons of college coaching, the most career wins of anyone who has coached football at Kansas in the modern era.

Most recently, Miles served as the head coach at LSU (2005-16), where his teams averaged 10 wins per year in his 11 full seasons. He led LSU to bowl games in each of those 11 seasons (winning seven), and won 42 games against Top-25 teams and 16 over Top-10 teams. Miles' teams won 10 or more games seven times, reached the SEC title game three times (winning twice) and led LSU to five Top-10 and three Top-5 finishes.

During his tenure at LSU, Miles coached an SEC-leading 87 NFL Draft picks, 17 of them first-round selections. He coached 22 first-team All-Americans and 11 players who won national awards. He is the second-winningest coach in LSU history in overall wins (112) and SEC regular-season wins (63).

In the classroom, more than 240 players earned degrees under Miles and during his tenure, LSU football's graduation rate ranked as high as No. 2 in the SEC multiple times. As part of LSU's Project Graduation established in 2010, more than 30 players who had left school without a degree returned to earn their college diploma before Miles left in 2016. Nearly 190 LSU players were named to the SEC Academic Honor Roll during Miles' time there.

Miles went to LSU after a four-year tenure as head coach at Oklahoma State. The OSU program he took over in 2001 had registered only one winning season since 1988.

The Cowboys went 4-7 his first year, then had three-straight winning seasons (8-5, 9-4, 7-5). He led OSU to three-straight bowl games, a first for the program since 1983-85.

Miles' four-year winning percentage of 57 percent is the best career winning percentage for an OSU coach since 1949. OSU

was the only team in the nation to beat Oklahoma twice during Miles' four-year tenure there.

Prior to OSU, Miles spent three years as tight-ends coach with the Dallas Cowboys (one divisional title, two playoff appearances). He went to Dallas after serving as offensive coordinator at OSU for three seasons (8-3, Alamo Bowl berth in 1997).

Miles served two stints (total of 10 seasons) as an assistant coach at Michigan, several of them under legendary head coach Bo Schembechler. During Miles' second tenure there, from 1987-94, Michigan won 71 games, made eight-straight bowl appearances, including four Rose Bowls, and finished no lower than No. 21 in the final Associated Press national rankings.

Between tenures at Michigan, Miles spent four seasons as an assistant coach at the University of Colorado.

Miles graduated from Michigan in 1976 with a degree in economics. He was a two-year football letterman, playing on two Big Ten championship teams. He earned all-state honors in football at Elyria High School in Ohio, where he also earned letters in baseball and wrestling.

Miles' wife, Kathy, was a point guard at Central Michigan University and later an assistant basketball coach at Michigan. They have two daughters, Kathryn (nickname "Smacker"), a former swimmer at Texas and currently a TV sports personality, and Macy, a sophomore at Free State High School where she helped lead the Firebirds to a softball state title in 2019. They also have two sons, Manny, a grad-transfer quarterback at KU, and Ben, who is a fullback for the Jayhawks.

COACHING HISTORY

2019-PRES

Kansas
Head Coach

2005-16

LSU
Head Coach

2001-05

Oklahoma State
Head Coach

1998-2000

Dallas Cowboys
Assistant Coach

1995-97

Oklahoma State
Offensive Coordinator

1987-94

Michigan
Assistant Coach

1982-86

Colorado
Assistant Coach

1980-81

Michigan
Graduate Assistant

YEAR-BY-YEAR COACHING RECORD

Year	Record	Bowl/Notes
Graduate Assistant // Michigan		
1980	10-2	Rose Bowl
1981	9-3	Big 10 Champions Bluebonnet Bowl Ranked No. 12
Assistant Coach // Colorado		
1982	2-8-1	
1983	4-7	
1984	1-10	
1985	7-5	Freedom Bowl
1986	6-6	Bluebonnet Bowl
Assistant Coach // Michigan		
1987	8-4	Outback Bowl Ranked No. 19
1988	9-2-1	Rose Bowl
1989	10-2	Rose Bowl Champions
1990	9-3	Big 10 Champions Gator Bowl
1991	10-2	Gator Bowl Champions Rose Bowl
1992	9-0-3	Big 10 Champions Rose Bowl
1993	8-4	Rose Bowl Champions
1994	8-4	Outback Bowl Holiday Bowl
Offensive Coordinator // Oklahoma State		
1995	4-8	
1996	5-6	
1997	8-4	Alamo Bowl
Assistant Coach // Dallas Cowboys		
1998	10-6	Divisional Champions
1999	8-8	
2000	5-11	
Head Coach // Oklahoma State		
2001	4-7	
2002	8-5	Houston Bowl
2003	9-4	Houston Bowl Champions Cotton Bowl
2004	7-5	Alamo Bowl
Head Coach // LSU		
2005	11-2	Peach Bowl
2006	11-2	Ranked No. 5; SEC West Champions Sugar Bowl
2007	12-2	Ranked No. 3; Sugar Bowl Champions BCS National Championship
2008	8-5	National Champions; SEC Champions Chick-fil-A Bowl
2009	9-4	Chick-fil-A Bowl Champions Capital One Bowl
2010	11-2	Ranked No. 17; Capital One Bowl Champions Cotton Bowl
2011	13-1	Ranked No. 8; Cotton Bowl Champions BCS National Championship
2012	10-3	No. 1 for 11 weeks; SEC Champions Chick-fil-A Bowl
2013	10-3	Top 10 throughout regular season Outback Bowl
2014	8-5	Outback Bowl Champions 4th-Straight 10-win Season
2015	9-3	Music City Bowl
2016	2-2	Texas Bowl
Head Coach // Kansas		
2019	2-5	
Record at Kansas: 2-5		Career record: 144-60

HONORS & AWARDS

- 2007 BCS National Champion
- 2011 AFCA Coach of the Year Award
- 2011 AP Coach of the Year Award
- 2011 Home Depot Coach of the Year Award
- 2011 SEC Coach of the Year
- 2011 Walter Camp Coach of the Year Award
- Louisiana Sports Hall of Fame Inductee
- Nine career Bowl victories in 15 appearances
- Has coached 10 consensus All-Americans
- Two-time SEC Champion, Three-time SEC West Champion
- Holds the best career winning percentage in LSU coaching history (.802)
- Led LSU to its first 12-win season in school history

LES MILES ALL TIME AGAINST

OPPONENT	RECORD
Appalachian State	2-0
Alabama	5-7
Arizona	1-0
Arizona State	1-0
Arkansas	6-5
Auburn	8-4
Baylor	4-0
Boston College	1-0
Clemson	0-1
Coastal Carolina	0-1
Colorado	1-1
Eastern Michigan	1-0
Florida	7-4
Fresno State	1-0
Furman	1-0
Georgia	2-3
Georgia Tech	1-0
Idaho	1-0
Indiana State	1-0
Iowa	1-0
Iowa State	1-1
Jacksonville State	1-0
Kansas	2-0
Kansas State	1-1
Kentucky	3-1
Kent State	1-0
Louisiana-Lafayette	3-0
Louisiana-Monroe	2-0
Louisiana Tech	3-1
McNeese State	1-0
Miami (Fla.)	1-0
Middle Tennessee	1-0
Mississippi State	11-1
Missouri	1-1
Missouri State	1-0
Nebraska	1-1
New Mexico State	1-0
North Carolina	1-0
North Texas	3-0
Northern Iowa	1-0
Northwestern State	2-0
Notre Dame	1-1
Ohio State	1-1
Oklahoma	2-3
Ole Miss	7-5
Oregon	1-0
Penn State	0-1
Sam Houston State	1-0
SMU	3-0
South Carolina	4-0
Southern Miss	1-1
Syracuse	1-0
TCU	1-1
Tennessee	4-1
Texas	0-5
Texas A&M	7-2
Texas Tech	2-3
Towson	1-0
Troy	1-0
Tulane	4-0
Tulsa	1-0
UAB	1-0
UCLA	1-1
Vanderbilt	3-0
Virginia Tech	1-0
Washington	2-0
Wisconsin	1-2
West Virginia	2-1
Western Kentucky	2-0
Wyoming	1-0
Overall	144-60

LES MILES VS. TOP-25 (45-34)

2001 (1-2)			
OPPONENT	OSU RANK		RESULTS
#11 Texas	NR	L	45-17
#25 Colorado	NR	L	22-19
#4 Oklahoma	NR	W	16-13
2002 (1-3)			
OPPONENT	OSU RANK		RESULTS
#23 UCLA	NR	L	38-24
#2 Texas	NR	L	17-15
#19 Kansas State	NR	L	44-9
#3 Oklahoma	NR	W	38-28
2003 (1-2)			
OPPONENT	OSU RANK		RESULTS
#22 Kansas State	NR	W	38-24
#1 Oklahoma	#15	L	52-9
#11 Texas	#11	L	55-16
2004 (0-3)			
OPPONENT	OSU RANK		RESULTS
#2 Oklahoma	#20	L	38-35
#7 Texas	#19	L	56-35
#19 Ohio State	NR	L	33-7
2005 (5-2)			
OPPONENT	LSU RANK		RESULTS
at #15 Arizona St.	#5	W	35-31
#10 Tennessee	#4	L	30-27 (OT)
#11 Florida	#10	W	21-17
#17 Auburn	#7	W	20-17 (OT)
at #3 Alabama	#5	W	16-13 (OT)
SEC Championship Game • Atlanta • Georgia Dome			
#13 Georgia	#3	L	34-14
Chick-fil-A Peach Bowl • Atlanta • Georgia Dome			
#10 Miami	#9	W	40-3
2006 (3-2)			
OPPONENT	LSU RANK		RESULTS
at #3 Auburn	#6	L	7-3
at #5 Florida	#9	L	23-10
at #8 Tennessee	#13	W	28-24
at #5 Arkansas	#9	W	31-26
Sugar Bowl • New Orleans • Superdome			
#11 Notre Dame	#4	W	41-14
2007 (7-1)			
OPPONENT	LSU RANK		RESULTS
#9 Virginia Tech	#2	W	48-7
#12 South Carolina	#2	W	28-16
#7 Florida	#1	W	28-24
at #17 Kentucky	#1	L	40-37 (OT)
#18 Auburn	#5	W	30-24
at #17 Alabama	#17	W	41-34
SEC Championship Game • Atlanta • Georgia Dome			
#14 Tennessee	#5	W	21-14
BCS National Championship Game • New Orleans • Superdome			
#1 Ohio State	#2	W	38-24
2008 (2-3)			
OPPONENT	LSU RANK		RESULTS
at #9/10 Auburn	#6	W	26-21
at #11 Florida	#3	L	51-21
#9 Georgia	#11	L	52-38
#1 Alabama	#15	L	27-21 (OT)
Chick-fil-A Bowl • Atlanta • Georgia Dome			
#14 Georgia Tech	NR	W	38-3
2009 (1-3)			
OPPONENT	LSU RANK		RESULTS
at #18/14 Georgia	#4	W	20-13
#1 Florida	#4	L	13-3
#3 Alabama	#9	L	24-15
Capital One Bowl • Orlando, Fla. • Citrus Bowl			
#11/9 Penn State	#13	L	19-17
2010 (5-2)			
OPPONENT	LSU RANK		RESULTS
#18 North Carolina	#21/16	W	30-24
#22/21 W. Virginia	#15/12	W	20-14
at #14/12 Florida	#12/9	W	33-29
at #5 Auburn	#6	L	24-17
#5 Alabama	#12/11	W	24-21
at #12 Arkansas	#6	L	31-23
Cotton Bowl • Arlington, Texas • Cowboys Stadium			
#18 Texas A&M	#11	W	41-24
2011 (8-1)			
OPPONENT	LSU RANK		RESULTS
#3 Oregon	#4	W	40-27
at #25 Miss. State	#3	W	19-6
at #16 West Virginia	#2/3	W	47-21
#17/18 Florida	#1/2	W	41-11
#19/23 Auburn	#1/2	W	45-10
#2 Alabama	#1	W	9-6

#3 Arkansas	#1	W	41-17
SEC Championship Game • Atlanta • Georgia Dome			
#12/14 Georgia	#1	W	42-10
BCS National Championship Game • New Orleans • Superdome			
#2 Alabama	#1	L	21-0

2012 (3-3)			
OPPONENT	LSU RANK		RESULTS
#10 Florida	#4	L	14-6
#3 South Carolina	#9	W	23-21
#20 Texas A&M	#6	W	24-19
#1 Alabama	#5	L	21-17
#22 Mississippi State	#9	W	37-17
Chick-fil-A Bowl • Atlanta • Georgia Dome			
#14 Clemson	#9	L	25-24

2013 (3-2)			
OPPONENT	LSU RANK		RESULTS
#20 TCU	#12	W	37-27
#9 Georgia	#6	L	44-41
#17 Florida	#10	W	17-6
#1 Alabama	#10	L	38-17
#9 Texas A&M	#18	W	34-10

2014 (2-2)			
OPPONENT	LSU RANK		RESULTS
#14 Wisconsin	#13	W	28-24
#5 Auburn	#15	L	41-7
#3 Ole Miss	#24	W	10-7
#4 Alabama	#14	L	20-13 (OT)

2015 (3-2)			
OPPONENT	LSU RANK		RESULTS
#25 Mississippi State	#14	W	21-19
#18 Auburn	#13	W	45-21
#8 Florida	#6	W	35-28
#7 Alabama	#4	L	30-16
#22 Ole Miss	#17	L	38-17

2019 (0-1)			
OPPONENT	KU RANK		RESULTS
#6 Oklahoma	NR	L	20-45
#15 Texas	NR	L	48-50

ALL-TIME vs. AP TOP 25 45-35



BRENT DEARMON (F)

Offensive Coordinator/Quarterbacks
First Year

Brent Dearmon was promoted to offensive coordinator and quarterbacks coach on Oct. 6, after joining Les Miles' Kansas football staff as a senior offensive consultant in January of 2019.

Dearmon came to KU fresh off a one-year head coaching stint where he produced the nation's highest-scoring offense at any level in 2018. In his one season leading his alma mater, Bethel University, Dearmon guided the Wildcats to their best season in school history. BU posted a 10-0 regular season mark and a No. 3 ranking, while averaging 540.3 yards and a nation's best 55.0 points per game, the highest scoring offense not just in NAIA, but in all of college football.

Prior to his time at Bethel, Dearmon spent three seasons as the offensive coordinator at Division II Arkansas Tech and two seasons as an analyst on Gus Malzahn's staff at Auburn.

Dearmon began his coaching career at Bethel in 2007, where he served as a student assistant, coaching the defensive backs as the Cats posted an 11-2 record.



D.J. ELIOT (F)

Defensive Coordinator/Outside Linebackers
First Year

D.J. Eliot was hired in December of 2018 as the defensive coordinator of Les Miles' staff at KU. Eliot comes to Kansas with 20 years of coaching experience in the collegiate rankings, including the last six as a defensive coordinator.

Eliot's pedigree includes coaching stops at Florida State, Miami, Colorado and Kentucky, as well as time with proven winners and program builders Jimbo Fisher and Mark Stoops. Additionally, Eliot is among a select group of defensive thought-leaders who regularly clinic around the principles of the 3-4 defense, including Miles' former defensive coordinator Dave Aranda.

Prior to joining the Jayhawks, Eliot spent the 2017-18 seasons as the defensive coordinator at Colorado. His 2018 Buffaloes defense ranked fifth in the Pac-12 in total defense, but was especially good on third downs, ranking third in the league. During his stint at CU, cornerback Isaiah Oliver was selected in the second round (58th overall) of the 2018 NFL Draft by the Atlanta Falcons.



MIKE EKELER (F)

Special Teams Coordinator/Inside Linebackers
First Year

Mike Ekeler was hired by Kansas head coach Les Miles as the KU special teams coordinator in December of 2018. Ekeler and Miles worked together previously at LSU, including during LSU's national championship run in 2007.

Most recently, Ekeler served as the linebackers coach at North Carolina, and has also worked with linebackers at Georgia, USC, Indiana, Nebraska, LSU and Oklahoma. He has been a part of three teams that participated in the BCS National Championship game, including teaming up with Miles to claim the 2007 National Championship while at LSU.



CLINT BOWEN (B)

Safeties
21st Year

Heading into his 21st year on the Kansas coaching staff and 24th year overall with the program, Clint Bowen serves as the safeties coach on Les Miles' staff.

In 2018, Bowen organized a KU defense that featured two All-Big 12 First Team members in defensive end Daniel Wise and linebacker Joe Dineen Jr. Dineen, who led the FBS in solo tackles for the second-straight season, was tabbed All-America Second Team by the Associated Press, Sporting News and Sports Illustrated. The pair finished as the top two Kansas players all-time in tackles-for-loss. Additionally, he mentored cornerback Corione Harris to Freshman All-America honors.



TONY HULL (F)

Running Backs
Fourth Year

Tony Hull is in his fourth season on the Kansas coaching staff, serving as running backs coach for Les Miles.

In 2018 Hull coached freshman running back Pooka Williams Jr., to one of the top rookie performances in KU football history. Williams earned Second-Team All-America honors from the Football Writers of America, the first player in KU history to do so. He rushed for 1,125 yards, tying him for eighth place in KU single-season history, and seven touchdowns. He added 246 yards on 11 kick returns to lead the Big 12, and 289 yards and two scores on 33 receptions. His 1,660 all-purpose yards rank third on KU's single-season list. He ranked sixth in the FBS in all-purpose yards at 150.9 per game. He was named to several Freshman All-America teams, including ESPN, the Football Writers of America, Phil Steele, Athlon and 247Sports.com. Williams was also named to the All-Big 12 First Team at running back and returner, and was named Big 12 Offensive Freshman of the Year.



KWAHN DRAKE (F)

Defensive Line
First Year

Kwahn Drake was tabbed by Les Miles to coach the Jayhawks' defensive line in December of 2018, after spending one season on the Colorado coaching staff under current KU defensive coordinator D.J. Eliot in the same role.

In Drake's lone season in Boulder, he coached defensive tackle Mustafa Johnson, who led the Pac-12 in sacks and ranked third in tackles-for-loss. Johnson finished the season with 73 tackles, 8.5 sacks and 17.5 TFLs. He also led the Buffaloes with 16 quarterback pressures. His 17.5 tackles-for-loss rank 10th most in CU history and are the most by a Colorado player in 25 seasons.



JEFF HECKLINSKI (F)

Tight Ends
First Year

Jeff Hecklinski was added to the Kansas football coaching staff by head coach Les Miles in December of 2018, where he will coach the Jayhawk tight ends.

Hecklinski arrives in Lawrence after spending the previous two seasons at Indiana State, where he served as both the offensive coordinator and recruiting coordinator, while also overseeing the Sycamore quarterbacks.

In his first year at Indiana State, Hecklinski saw two offensive players named All-MVFC including tight end Jacquet McClendon who was named to the Second Team and LeMonte Booker who garnered Honorable Mention accolades at running back.



CHEVIS JACKSON (F)

Defensive Backs
First Year

Chevis Jackson was hired to Kansas head coach Les Miles' staff in December 2018, joining the Jayhawks as an assistant coach where he will coach the defensive backs.

Jackson joins the KU staff after spending three seasons as a defensive backs coach at Ball State. While at Ball State, Jackson was named the 2017 Mid-American Conference Recruiter of the Year by 247Sports.com, serving as the lead recruiter for the Cardinals while also coaching the defensive backs.



EMMETT JONES (F)

Wide Receivers
First Year

Emmett Jones was named the Kansas wide receivers coach in December of 2018 by head coach Les Miles.

Jones recently completed his third season as outside receivers coach on Kliff Kingsbury's staff at Texas Tech after being promoted to the position immediately following the 2015 season.

Jones, who previously served as Tech's Director of Player Development in 2015, saw his unit find immediate success during the 2016 campaign as the Red Raiders led the country in total offense (566.6 yards per game) as well as passing offense (463.0 yards per game). Tech averaged 43.7 points per game – its third-highest mark in school history – which ranked fifth nationally among FBS programs.



LUKE MEADOWS (F)

Offensive Line
First Year

Luke Meadows joined Les Miles' first coaching staff as the offensive line coach in December of 2018. Meadows comes to Kansas with 21 years of collegiate coaching experience.

At Southern Miss for the 2014-15 seasons, Meadows was a part of a big offensive upswing, helping the offense improve from 17.9 points per game to 39.9, and seeing the rushing offense jump from 72.9 to 179.8 yards per game (leading the league in 2015), and the total offense improved from 315.5 to 509.5 yards per game. In 2015, USM became the second team in NCAA history to have a 4,000-yard passer, a 1,000-yard receiver, and two 1,000-yard rushers. In addition, USM had one of the most explosive offenses in the nation, leading all schools with plays of 20+ yards (109) and second in plays of 30+ yards (54).

KANSAS FOOTBALL ROSTER

ALPHABETICAL

No.	Name	Pos.
78	Hakeem Adeniji	OL
6	Valerian Agbaw Jr.	CB
19	Jakob Ahlschwede	QB
91	Jelani Arnold	DE
41	Tom Barrett	LB
34	Nate Betts	S
34	Zack Biddison	TE
83	Jacob Borcila	K
68	Earl Bostick Jr.	OL
90	Jelani Brown	DT
91	Cole Brungardt	K
93	Sam Burt	DT
47	Jerek Butcher	LB
35	Nick Caudle	S
10	Julian Chandler	S
38	Nick Channel	LB
2	Daylon Charlot	WR
61	Malik Clark	OL
94	Codey Cole III	DE
86	Mac Copeland	TE
13	Hasan Defense	CB
43	Jay Dineen	LB
32	Dylan Downing	LB
89	Mason Fairchild	TE
3	Evan Fairs	WR
15	Miles Fallin	QB
18	Denzel Feaster	LB
67	Kevin Feder	OL
7	Davon Ferguson	S
26	Rob Fiorentino	RB
27	DeAnte Ford	S
22	Donovan Franklin	RB
75	Antione Frazier	OL
45	Dylan Freberg	TE
92	Donovan Gagen	P/K
18	Velton Gardner	RB
79	Joseph Gilbertson	OL
49	Hudson Hall	FB
6	Quan Hampton	WR
2	Corione Harris	CB
50	Marcus Harris	DE
37	Hayden Hatcher	LB
63	Kolin Hayes	LS
3	Elmore Hempstead Jr.	CB
88	Jamahl Horne	WR
60	Luke Hosford	LS
76	Chris Hughes	OL
15	Kyron Johnson	LB
17	Elijah Jones	CB
46	Liam Jones	K
5	Azur Kamara	LB
85	Hunter Kaufman	WR
17	Miles Kendrick	QB
67	Logan Klusman	LS
8	Kwamie Lassiter II	WR
99	Malcolm Lee	DT
11	Mike Lee	S
55	Reuben Lewis	DT
51	John Lillig	LB
12	Torry Locklin	QB
23	Kenny Logan Jr.	CB
72	Adagio Lopeti	OL
71	Jacobi Lott	OL
87	Jack Luavasa	TE
7	Thomas MacVittie	QB
39	Ryan Malbrough	S
58	Api Mane	OL
28	Willie Matthews	LB
8	Kyle Mayberry	CB

NUMERICAL

No.	Name	Pos.	Ht.	Wt.	Yr.	Exp.	Hometown (High School/Previous School)
1	Bryce Torneden	S	5-10	192	Sr.	3L	Lawrence, Kan. (Free State HS)
1	Pooka Williams Jr.	RB	5-10	170	So.	1L	New Orleans, La. (Hahnville HS)
2	Daylon Charlot	WR	6-0	193	Sr.	2L	Patterson, La. (Patterson HS/Alabama)
2	Corione Harris	CB	6-1	180	So.	1L	New Orleans, La. (Landry-Walker HS)
3	Evan Fairs	WR	6-3	205	RJr.	2L	Fulshear, Texas (Foster HS)
3	Elmore Hempstead Jr.	CB	5-11	180	Sr.	1L	Smackover, Ark. (Smackover HS/Fort Scott CC)
4	Andrew Parchment	WR	6-2	180	Jr.	JC	Fort Lauderdale, Fla. (Cypress Bay HS/Northern Illinois/Iowa Central CC)
4	Shaquille Richmond	S	6-0	202	Sr.	3L	Dallas, Texas (Mansfield Timberview HS)
5	Azur Kamara	LB	6-4	235	Sr.	1L	Glendale, Ariz. (Central HS/Arizona Western College)
5	Stephon Robinson Jr.	WR	5-10	180	Jr.	1L	Los Angeles, Calif. (Narbonne HS/EI Camino JC)
6	Valerian Agbaw Jr.	CB	5-10	185	Fr.	HS	Powder Springs, Ga. (McEachern HS)
6	Quan Hampton	WR	5-8	178	RSO.	1L	Texarkana, Texas (Texas HS)
7	Davon Ferguson	S	5-10	197	So.	RS	Baltimore, Md. (St. Vincent Pallotti HS/Hartnell College)
7	Thomas MacVittie	QB	6-5	225	Jr.	JC	Cincinnati, Ohio (Moeller HS/Pittsburgh/Mesa CC)
8	Kwamie Lassiter II	WR	6-0	175	Jr.	2L	Chandler, Ariz. (Hamilton HS)
8	Kyle Mayberry	CB	5-10	180	RJr.	2L	Tulsa, Okla. (Booker T. Washington HS)
9	Carter Stanley	QB	6-2	198	Sr.	3L	Vero Beach, Fla. (Vero Beach HS)
9	Najee Stevens-McKenzie	LB	6-3	215	Sr.	1L	Cleveland, Ohio (Bedford HS/ASA College)
10	Julian Chandler	S	6-0	182	RJr.	1L	Houston, Texas (Fort Bend Hightower HS)
11	Mike Lee	S	5-11	175	Sr.	3L	New Orleans, La. (Landry-Walker HS)
11	Ezra Naylor II	WR	6-4	210	Jr.	JC	Atlanta, Ga. (North Atlanta HS/Kennesaw State/Iowa Central CC)
12	Torry Locklin	QB	6-2	210	Fr.	HS	Rockdale, Texas (Rockdale HS)
12	Jeremiah McCullough	S	6-0	190	Sr.	1L	Baltimore, Md. (Mount St. Joseph HS/Hartnell College)
13	Hasan Defense	CB	6-0	193	Sr.	2L	Jacksonville, Fla. (Atlantic Coast HS/Kilgore College)
14	Manny Miles	QB	6-0	206	Sr.	TR	Baton Rouge, La. (University HS/North Carolina)
14	Steven Parker	LB	6-4	225	Fr.	HS	Dallas, Texas (South Oak Cliff HS)
15	Miles Fallin	QB	6-6	225	So.	1L	Canyon Country, Calif. (Canyon HS)
15	Kyron Johnson	LB	6-1	230	Jr.	2L	Arlington, Texas (Lamar HS)
16	Takulve Williams	WR	6-0	200	So.	1L	New Orleans, La. (St. Augustine HS)
17	Elijah Jones	CB	6-1	185	Jr.	RS	Cape Coral, Fla. (North Fort Myers HS/Ellsworth CC)
17	Miles Kendrick	QB	5-10	205	So.	RS	Morgan Hill, Calif. (Valley Christian HS/College of San Mateo)
18	Denzel Feaster	LB	6-3	225	Sr.	3L	Austin, Texas (Manor HS)
18	Velton Gardner	RB	5-9	190	Fr.	HS	Dallas, Texas (Skyline HS)
19	Jakob Ahlschwede	QB	6-2	225	Fr.	HS	Lincoln, Neb. (Lincoln Southwest HS)
19	Gavin Potter	LB	6-2	215	Fr.	HS	Broken Arrow, Okla. (Broken Arrow HS)
20	Jordan Preston	QB	5-10	215	Fr.	HS	Lawrence, Kan. (Mill Valley HS)
22	Donovan Franklin	RB	5-9	182	RJr.	TR	Severn, Md. (Old Mill HS/Army)
23	Kenny Logan Jr.	CB	6-0	195	Fr.	HS	St. Augustine, Fla. (Menendez HS)
24	Ricky Thomas	S	5-10	180	Jr.	1L	New Orleans, La. (Dutchtown HS/Blinn CC)
25	Dom Williams	RB	5-10	200	Jr.	2L	McKinney, Texas (Independence HS)
26	Rob Fiorentino	RB	5-10	200	Fr.	HS	Somerville, N.J. (Somerville HS)
26	Cody McNerney	LB	6-1	213	Fr.	RS	Wichita, Kan. (Wichita Collegiate HS)
27	DeAnte Ford	S	5-10	181	Sr.	3L	Houston, Texas (Ridge Point HS)
28	Willie Matthews	LB	6-0	225	Fr.	HS	Montclair, N.J. (Montclair HS)
29	Ben Miles	FB	6-1	240	So.	TR	Baton Rouge, La. (Catholic HS/Texas A&M)
30	Cooper Root	LB	6-3	236	So.	1L	Wichita, Kan. (Wichita Collegiate HS)
31	Pelumi Okeowo	RB	5-11	210	So.	HS	Wichita, Kan. (Goddard HS)
32	Dylan Downing	LB	6-1	230	Fr.	HS	Kansas City, Kan. (Bishop Miege HS)
33	Spencer Roe	FB	6-3	255	Fr.	RS	Lawrence, Kan. (Free State HS)
34	Nate Betts	S	6-1	186	Sr.	RS	Kerens, Texas (Kerens HS/Blinn JC)
34	Zack Biddison	TE	6-2	232	Fr.	RS	Overland Park, Kan. (Olathe East HS)
35	Nick Caudle	S	6-0	194	So.	1L	Atchison, Kan. (Maur Hill HS)
36	Lawrence Shadd III	WR	6-1	195	Fr.	HS	Atlanta, Ga. (McEachern HS)
37	Hayden Hatcher	LB	6-2	218	So.	JC	Council Bluffs, Iowa (Lewis Central HS/Iowa Western CC)
38	Nick Channel	LB	6-0	220	Fr.	RS	Wichita, Kan. (Kapaun Mt. Carmel HS)
39	Ryan Malbrough	S	6-1	196	Fr.	RS	Cecil, La. (Cecilia HS)
40	Dru Prox	LB	6-1	215	Jr.	2L	Kaufman, Texas (Kaufman HS)
41	Tom Barrett	LB	6-1	215	So.	SQ	Cleveland, Ohio (St. Ignatius HS)
43	Jay Dineen	LB	6-2	225	So.	1L	Lawrence, Kan. (Free State HS)
44	Willie McCaleb	DE	6-2	240	Sr.	1L	Grenada, Miss. (Grenada HS/Northwest Mississippi CC)
44	Jake McClure	TE	6-2	220	Fr.	RS	Wichita, Kan. (Maize HS)
45	Dylan Freberg	TE	6-4	230	Fr.	RS	Overland Park, Kan. (Blue Valley North HS)
45	Tyler Stottle	LB	6-0	180	Fr.	HS	Prairie Village, Kan. (Shawnee Mission East HS)
46	Liam Jones	K	5-10	180	Jr.	2L	Choctaw, Okla. (Choctaw HS)
46	Sam Schroeder	FB	6-0	250	So.	1L	Wichita, Kan. (Trinity Academy)
47	Jerek Butcher	LB	6-0	225	Fr.	HS	Pittsburg, Kan. (Pittsburg HS)
49	Hudson Hall	FB	6-2	230	Sr.	3L	Austin, Texas (Westlake HS)
50	Marcus Harris	DE	6-2	270	Fr.	HS	Montgomery, Ala. (Park Crossing HS)
51	John Lillig	LB	6-3	236	Fr.	RS	Kansas City, Mo. (St. Pius X HS)

ALPHABETICAL

44	Willie McCaleb	DE
74	Clyde McCauley III	OL
44	Jake McClure	TE
12	Jeremiah McCullough	S
26	Cody McNeerney	LB
81	Kameron McQueen	WR
29	Ben Miles	FB
14	Manny Miles	QB
97	Darrius Moragne	DE
59	Jack Murphy	OL
11	Ezra Naylor II	WR
31	Pelumi Okeowo	RB
86	Joe O'Leary	K
4	Andrew Parchment	WR
14	Steven Parker	LB
84	Jack Parks	TE
19	Gavin Potter	LB
20	Jordan Preston	QB
40	Dru Prox	LB
4	Shaquille Richmond	S
54	Darin Robertson	LB
64	Jalan Robinson	OL
5	Stephon Robinson Jr.	WR
33	Spencer Roe	FB
30	Cooper Root	LB
98	Caleb Sampson	DT
46	Sam Schroeder	FB
36	Lawrence Shadd III	WR
82	James Sosinski	TE
89	Jack Stallard	DE
9	Carter Stanley	QB
9	Najee Stevens-McKenzie	LB
45	Tyler Stottle	LB
95	DaJon Terry	DT
24	Ricky Thomas	S
80	Kyle Thompson	P
1	Bryce Torneden	S
77	Andru Tovi	OL
73	Jack Werner	OL
25	Dom Williams	RB
65	Jack Williams	OL
70	Nick Williams	OL
1	Pooka Williams Jr.	RB
16	Takulve Williams	WR

NUMERICAL

54	Darin Robertson	LB	6-0	210	Fr.	HS	Gardner, Kan. (Gardner HS)
55	Reuben Lewis	DT	6-4	325	Jr.	RS	Apopka, Fla. (Apopka HS/Coffeyville CC)
58	Api Mane	OL	6-3	327	Jr.	RS	East Palo Alto, Calif. (Menlo-Atherton HS/College of San Mateo)
59	Jack Murphy	OL	6-9	275	Fr.	RS	Kansas City, Mo. (Rockhurst HS)
60	Luke Hosford	LS	6-2	225	Fr.	HS	Cuyahoga Falls, Ohio (Woodridge HS)
61	Malik Clark	OL	6-4	315	Jr.	2L	New Orleans, La. (Warren Easton HS)
63	Kolin Hayes	LS	5-11	210	Jr.	1L	Kansas City, Mo. (Park Hill HS)
64	Jalan Robinson	OL	6-4	300	Fr.	RS	Lawrence, Kan. (Free State HS)
65	Jack Williams	OL	6-3	280	So.	1L	Argyle, Texas (Argyle HS)
67	Kevin Feder	OL	6-9	300	Sr.	1L	Ramsey, N.J. (Don Boscoe Prep/Ohio State)
67	Logan Klusman	LS	6-1	235	RJr.	2L	Lafayette, La. (St. Thomas More HS)
68	Earl Bostick Jr.	OL	6-6	290	Jr.	2L	Barnwell, S.C. (Barnwell HS)
70	Nick Williams	OL	6-8	290	Fr.	RS	Overland, Mo. (Ritenour HS)
71	Jacobi Lott	OL	6-4	320	Fr.	RS	Amarillo, Texas (Tascosa HS)
72	Adagio Lopeti	OL	6-4	310	Jr.	RS	East Palo Alto, Calif. (Woodside HS/College of San Mateo)
73	Jack Werner	OL	6-2	280	Fr.	HS	Cedar Rapids, Iowa (Washington HS)
74	Clyde McCauley III	OL	6-5	310	Sr.	3L	Arlington, Texas (Bowie HS)
75	Antione Frazier	OL	6-5	300	Sr.	3L	Huffman, Texas (Hargrave HS)
76	Chris Hughes	OL	6-4	315	Jr.	2L	Harker Heights, Texas (Harker Heights HS)
77	Andru Tovi	OL	6-3	310	Sr.	2L	Halawa, Hawaii (Mililani HS/Pima CC)
78	Hakeem Adeniji	OL	6-5	300	Sr.	3L	Garland, Texas (Garland HS)
79	Joseph Gilbertson	OL	6-4	290	So.	1L	Wichita, Kan. (Wichita Northwest HS)
80	Kyle Thompson	P	6-4	222	Jr.	2L	El Cajon, Calif. (Christians HS)
81	Kameron McQueen	WR	6-0	195	Jr.	2L	Tulsa, Okla. (Union HS)
82	James Sosinski	TE	6-7	260	Sr.	2L	Chandler, Ariz. (Hamilton HS/South Mountain CC)
83	Jacob Borcila	K	6-2	177	Fr.	HS	Westerville, Ohio (Westerville Central HS)
84	Jack Parks	TE	6-5	237	Fr.	RS	Olathe, Kan. (Olathe Northwest HS)
85	Hunter Kaufman	WR	5-11	187	So.	1L	Pratt, Kan. (Pratt HS)
86	Mac Copeland	TE	6-4	255	Fr.	RS	Wichita, Kan. (Wichita Collegiate HS)
86	Joe O'Leary	K	6-3	190	Fr.	HS	Olathe, Kan. (St. Thomas Aquinas HS)
87	Jack Luavasa	TE	6-3	250	Jr.	1L	San Francisco, Calif. (Riordan HS/Snow College)
88	Jamahl Horne	WR	5-10	176	Fr.	RS	Miami, Fla. (Sunset HS)
89	Mason Fairchild	TE	6-5	250	Fr.	HS	Andale, Kan. (Andale HS)
89	Jack Stallard	DE	6-3	245	Fr.	HS	Overland Park, Kan. (Blue Valley North HS)
90	Jelani Brown	DT	6-2	290	Sr.	1L	San Jose, Calif. (Oak Grove HS/College of San Mateo)
91	Jelani Arnold	DE	6-2	270	So.	SQ	Irving, Texas (MacArthur HS)
91	Cole Brungardt	K	6-6	220	So.	SQ	Lawrence, Kan. (Lawrence HS)
92	Donovan Gagen	P/K	5-11	185	Jr.	1L	Belleville, Ill. (Althoff Catholic HS/Hutchinson CC)
93	Sam Burt	DT	6-4	293	Jr.	2L	Abilene, Kan. (Abilene HS)
94	Codey Cole III	DE	6-3	275	Sr.	1L	Ypsilanti, Mich. (Bellevue HS/Tiffin College/Butler CC)
95	DaJon Terry	DT	6-4	345	Fr.	HS	Meridian, Miss. (Meridian HS)
97	Darrius Moragne	DE	6-7	265	Sr.	1L	Holland, Mich. (Riley [Ind.] HS/Arizona Western College)
98	Caleb Sampson	DT	6-3	280	Jr.	JC	Saint Rose, La. (Northlake Christian HS/Missouri/Coahoma CC)
99	Malcolm Lee	DT	6-5	285	So.	JC	Omaha, Neb. (Bellevue West HS/Iowa Western CC)

CAREER STARTS

NAME	TOT	'19	'18	'17	'16
Hakeem Adeniji	43	7	12	12	12
Earl Bostick Jr.	4	-	-	4	-
Jelani Brown	7	7	-	-	-
Sam Burt	1	1	-	-	-
Daylon Charlot	2	2	-	-	-
Malik Clark	18	7	11	-	-
Codey Cole III	1	1	-	-	-
Hasan Defense	27	7	10	10	-
Mason Fairchild	2	2	-	-	-
Evan Fairs	2	-	2	-	-
Denzel Feaster	1	-	1	-	-
Kevin Feder	14	2	12	-	-
DeAnte Ford	1	-	-	1	-
Antione Frazier	3	-	-	3	-
Hudson Hall	3	-	1	2	-

NAME	TOT	'19	'18	'17	'16
Quan Hampton	7	-	1	6	-
Corione Harris	17	6	11	-	-
Chris Hughes	17	7	-	10	-
Kyron Johnson	14	7	7	-	-
Azur Kamara	10	7	3	-	-
Kwamie Lassiter	3	-	3	-	-
Malcolm Lee	4	4	-	-	-
Mike Lee	33	7	10	8	8
Kyle Luavasa	6	5	1	-	-
Api Mane	1	1	-	-	-
Kyle Mayberry	6	1	-	5	-
Clyde McCauley	5	5	-	-	-
Jeremiah McCullough	8	6	2	-	-
Ben Miles	5	5	-	-	-
Darrius Moragne	8	7	1	-	-

NAME	TOT	'19	'18	'17	'16
Andrew Parchment	7	7	-	-	-
Gavin Potter	3	3	-	-	-
Dru Prox	4	4	-	-	-
Shaquille Richmond	4	-	-	4	-
Stephon Robinson	17	7	10	-	-
Caleb Sampson	1	1	-	-	-
Carter Stanley	16	7	2	4	3
Najee Stevens-McKenzie	1	1	-	-	-
Ricky Thomas	3	-	3	-	-
Bryce Torneden	31	7	12	11	1
Andru Tovi	20	6	6	8	-
Dom Williams	1	-	-	1	-
Pooka Williams Jr.	15	5	10	-	-

PRONUNCIATION GUIDE

NO.	NAME	PRONUNCIATION
1	Bryce TORNEDEN	tor-NAY-den
2	DAYLON CHARLOT	DAY-lun Charlotte
2	CORIONE Harris	Core-ee-on
5	AZUR Kamara	uh-zoor
5	STEPHON Robinson	Steph-ON
7	DAVON Ferguson	DAY-VON
7	Thomas MACVITTIE	MACK-Vittie
9	NAJEE Stevens-McKenzie	Nah-Gee
13	HASAN DEFENSE	huh-SAHN duh-FENCE
15	Miles FALLIN	FOUL-in
16	TAKULVE Williams	tuh-KUHL-vay
19	JAKOB AHSLSCHWEDE	all-schwed-ee

NO.	NAME	PRONUNCIATION
29	Ryan MALBROUGH	MOWL-bro
31	PELUMI OKEOWO	pell-u-mee OAK-uh-whoa
35	Nick CAUDLE	COD-ull
43	JAY DINEEN	duh-NEEN
46	LIAM Jones	LEE-um
46	Sam SCHROEDER	sh-RAID-er
47	JEREK Butcher	JER-eck (like Derek)
58	API MANE	AH-pee MAH-NAY
60	Luke HOSFORD	HOSS-ford
64	JALAN Robinson	JAY-len
67	Kevin FEDER	FEED-er
67	Logan KLUSMAN	KLUSS-man

NO.	NAME	PRONUNCIATION
72	ADAGIO LOPETI	uh-DAJ-ee LOW-pet-ee
75	ANTIONE Frazier	an-TWAN
77	Andru TOVI	TOE-vee
78	HAKEEM ADENIJI	HAH-KEEM uh-DENUH-gee
83	Jacob BORCILA	bore-CHILLA
87	Jack LUAVASA	lew-uh-yoss-uh
91	Cole BRUNGARDT	BRUN-guard
92	Donovan GAGEN	GAY-gun
95	DAJON Terry	DAY-zahn
97	Darrius MORAGNE	moor-RAIN-ee

KANSAS FOOTBALL DEPTH CHART

VS TEXAS TECH

OFFENSE

LT	78	Hakeem Adeniji (6-5, 300, Sr-3L)
	68	Earl Bostick Jr. (6-6, 290, Jr-2L)
LG	61	Malik Clark (6-4, 315, Jr-2L)
	71	Jacobi Lott (6-4, 320, Fr-RS)
C	77	Andru Tovi (6-3, 320, Sr-2L)
	58	Api Mane (6-3, 327, Jr-RS)
RG	76	Chris Hughes (6-3, 315, Jr-2L)
	OR 72	Adagio Lopeti (6-4, 310, Jr-RS)
RT	74	Clyde McCauley III (6-5, 310, Sr-3L)
	67	Kevin Feder (6-9, 300, Sr-1L)
TE	87	Jack Luavasa (6-3, 250, Jr-1L)
	82	James Sosinski (6-7, 260, Sr-1L)
OR	89	Mason Fairchild (6-5, 250, Fr-HS)
FB	29	Ben Miles (6-1, 242, So-TR)
	49	Hudson Hall (6-2, 230, Sr-3L)
RB	1	Pooka Williams Jr. (5-10, 170, So-1L)
	18	Velton Gardner (5-9, 190, Fr.)
OR	25	Dom Williams (5-10, 200, Jr-2L)
QB	9	Carter Stanley (6-2, 198, Sr-3L)
	7	Thomas MacVittie (6-5, 225, Jr-JC)
OR	14	Manny Miles (6-0, 206, Sr-TR)
Z	5	Stephon Robinson (5-10, 180, Jr-1L)
	3	Evan Fairs (6-3, 205, RJr-2L)
X	2	Daylon Charlot (6-0, 193, Sr-2L)
	88	Jamahl Horne (5-10, 186, Fr-RS)
OR	11	Ezra Naylor II (6-4, 210, Jr-JC)
H	4	Andrew Parchment (6-2, 180, Jr-JC)
	8	Kwamie Lassiter II (6-0, 175, Jr-2L)
	6	Quan Hampton (5-8, 178, RSo-1L)

DEFENSE

DE	97	Darrius Moragne (6-7, 265, Sr-1L)
	98	Caleb Sampson (6-3, 280, So-JC)
	91	Jelani Arnold (6-2, 270, So-SQ)
NT	90	Jelani Brown (6-2, 290, Sr-1L)
	55	Reuben Lewis (6-4, 325, Jr-RS)
DE	99	Malcolm Lee (6-5, 285, So-JC)
	94	Codey Cole III (6-3, 275, Sr-1L)
JACK	5	Azur Kamara (6-4, 235, Sr-1L)
	14	Steven Parker (6-4, 225, Fr-HS)
SAM	9	Najee Stevens-McKenzie (6-3, 215, Sr-1L)
	44	Willie McCaleb (6-2, 240, Sr-1L)
	4	Shaquille Richmond (6-0, 2025, Sr-3L)
WILL	40	Dru Prox (6-1, 215, Jr-2L)
	19	Gavin Potter (6-2, 215, Fr-HS)
MIKE	15	Kyron Johnson (6-1, 230, Jr-2L)
	43	Jay Dineen (6-2, 225, So-1L)
OR	30	Cooper Root (6-3, 236, So-1L)
HAWK	1	Bryce Torneden (5-10, 192, Sr-3L)
	27	DeAnte Ford (5-10, 181, Sr-3L)
CB	13	Hasan Defense (6-0, 193, Sr-2L)
	17	Elijah Jones (6-1, 185, Jr-RS)
	3	Elmore Hempstead Jr. (5-11, 180, Sr-1L)
FS	11	Mike Lee (5-11, 175, Sr-3L)
	24	Ricky Thomas (5-10, 180, Jr-1L)
BS	12	Jeremiah McCullough (6-0, 190, Sr-1L)
	7	Davon Ferguson (5-10, 197, So-RS)
CB	2	Corione Harris (6-1, 180, So-1L)
	8	Kyle Mayberry (5-10, 180, RJr-2L)
	23	Kenny Logan Jr. (6-0, 195, Fr-HS)

SPECIAL TEAMS

KO	46	Liam Jones (5-10, 180, Jr-2L)
PK	83	Jacob Borcila (6-2, 177, Fr-HS)
	OR 46	Liam Jones (5-10, 180, Jr-2L)
P	80	Kyle Thompson (6-4, 222, Jr-2L)
	92	Donovan Gagen (5-11, 185, Jr-1L)
LS	67	Logan Klusman (6-1, 235, RJr-2L)
	63	Kolin Hayes (5-11, 210, Jr-SQ)

PR	8	Kwamie Lassiter II (6-0, 175, Jr-2L)
	5	Stephon Robinson (5-10, 180, Jr-1L)
KR	88	Jamahl Horne (5-10, 186, Fr-RS)
	23	Kenny Logan Jr. (6-0, 195, Fr-HS)
HOLD	92	Donovan Gagen (5-11, 185, Jr-1L)
	14	Manny Miles (6-0, 206, Sr-TR)

2019 STATISTICS

RESULTS				
DATE	OPPONENT	SCORE	RESULT	ATTENDANCE
Aug. 31	INDIANA STATE	24-17	W	32,611
Sept. 7	COASTAL CAROLINA	7-12	L	33,493
Sept. 13	at Boston College	48-24	W	32,848
Sept. 21	* WEST VIRGINIA	29-24	L	35,816
Sept. 28	* at TCU	14-51	L	41,960
Oct. 5	* OKLAHOMA	20-45	L	34,402
Oct. 19	* at Texas	48-50	L	97,137
Oct. 26	* TEXAS TECH			
Nov. 2	* KANSAS STATE			
Nov. 16	* at Oklahoma State			
Nov. 23	* at Iowa State			
Nov.30	* BAYLOR			
*Big 12 Conference Game				

TEAM STATISTICS		
	KU	OPP.
SCORING	185	228
Points Per Game	26.4	32.6
Points Off Turnovers	26	31
FIRST DOWNS	133	182
Rushing	59	89
Passing	63	83
Penalty	11	10
RUSHING YARDAGE	1,211	1,564
Yards gained rushing	1,355	1,744
Yards lost rushing	144	180
Rushing Attempts	235	319
Average Per Rush	5.2	4.9
Average Per Game	173.0	223.4
TDs Rushing	7	15
PASSING YARDAGE	1,485	1,741
Comp-Att-Int	129-205-4	146-227-4
Average Per Pass	7.2	7.7
Average Per Catch	11.5	11.9
Average Per Game	212.1	248.7
TDs Passing	16	12
TOTAL OFFENSE	2,696	3,305
Total Plays	440	546
Average Per Play	6.1	6.1
Average Per Game	385.1	472.1
KICK RETURNS: #-Yards	23-449	15-311
PUNT RETURNS: #-Yards	4-32	10-228
INT RETURNS: #-Yards	4-72	4-42
KICK RETURN AVERAGE	19.5	20.7
PUNT RETURN AVERAGE	8.0	22.8
INT RETURN AVERAGE	18.0	10.5
FUMBLES-LOST	9-4	6-1
PENALTIES-Yards	42-351	47-432
Average Per Game	50.1	61.7
PUNTS-Yards	31-1,385	23-959
Average Per Punt	44.7	41.7
Net punt average	37.3	38.6
KICKOFFS-Yards	35-2,028	42-2,482
Average Per Kick	57.9	59.1
Net kick average	40.5	38.3
TIME OF POSSESSION/Game	27:15	32:45
3RD-DOWN Conversions	37/91	54/102
3rd-Down Pct	41%	53%
4TH-DOWN Conversions	2/9	4/11
4th-Down Pct	22%	36%
SACKS BY-Yards	15-113	12/77
MISC YARDS	7	0
TOUCHDOWNS SCORED	24	29
FIELD GOALS-ATTEMPTS	6-11	9-16
ON-SIDE KICKS	1-2	0-0
RED-ZONE SCORES	19-21 (90%)	28-35 (80%)
RED-ZONE TOUCHDOWNS	14-21 (67%)	22-35 (63%)
PAT-ATTEMPTS	19-22 (86%)	25-26 (96%)

RUSHING									
	GP	ATT	GAIN	LOSS	NET	AVG	TD	LONG	AVG/G
Williams Jr., Pooka	6	115	660	25	635	5.5	3	65	105.8
Herbert, Khalil	4	43	401	17	384	8.9	2	82	96.0
Stanley, Carter	7	42	173	80	93	2.2	0	36	13.3
Gardner, Velton	5	8	66	0	66	8.2	1	45	13.2
Williams, Dom	3	17	50	15	35	2.1	0	27	11.7
Robinson, Stephon	7	2	2	0	2	1.0	0	2	0.3
Locklin, Torry	1	2	2	0	2	1.0	0	1	2.0
Hall, Hudson	7	1	1	0	1	1.0	1	1	0.1
Parchment, Andrew	7	1	0	0	0	0.0	0	0	0.0
Team	4	4	0	7	7	-1.8	0	0	-1.8
Total	7	235	1,355	144	1,211	5.2	7	82	173.0
Opponents	7	319	1,744	180	1,564	4.9	15	61	223.4

PASSING							
	G	EFFIC	CMP-ATT-INT	PCT	YDS	TD	LNG
Stanley, Carter	7	146.34	129-204-4	63.2	1,485	16	75
Team	4	0.0	0-1-0	0.0	0	0	0
Total	7	145.63	129-205-4	62.9	1,485	16	75
Opponents	7	142.66	146-227-4	64.3	1,741	12	52

RECEIVING						
	G	NO	YDS	AVG	TD	LONG
Parchment, Andrew	7	35	505	14.4	5	75
Robinson, Stephon	7	24	336	14.0	4	39
Charlot, Daylon	7	18	220	12.2	2	26
Williams Jr., Pooka	6	18	88	4.9	1	25
Il Lassiter, Kwamie	7	14	173	12.4	1	36
Sosinski, James	5	6	67	11.2	1	20
Gardner, Velton	5	6	24	4.0	0	11
Luavasa, Jack	7	3	32	10.7	1	19
Fairchild, Mason	7	2	32	16.0	0	23
Williams, Takulve	6	1	7	7.0	1	7
Miles, Ben	7	1	2	2.0	0	2
Herbert, Khalil	4	1	-1	-1.0	0	0
Total	7	129	1,485	11.5	16	75
Opponents	7	146	1,741	11.9	12	52

TOTAL OFFENSE					
	G	PLAYS	RUSH	PASS	TOTAL
Stanley, Carter	7	246	93	1,485	1,578
Williams Jr., Pooka	6	115	635	0	635
Herbert, Khalil	4	43	384	0	384
Gardner, Velton	5	8	66	0	66
Williams, Dom	3	17	35	0	35
Robinson, Stephon	7	2	2	0	2
Locklin, Torry	1	2	2	0	2
Hall, Hudson	7	1	1	0	1
Team	4	5	-7	0	-7
Total	7	440	1,211	1,485	2,696
Opponents	7	546	1,564	1,741	3,305

	G	PLAYS	RUSH	PASS	TOTAL	AVG/G
Stanley, Carter	7	246	93	1,485	1,578	225.4
Williams Jr., Pooka	6	115	635	0	635	105.8
Herbert, Khalil	4	43	384	0	384	96.0
Gardner, Velton	5	8	66	0	66	13.2
Williams, Dom	3	17	35	0	35	11.7
Robinson, Stephon	7	2	2	0	2	0.3
Locklin, Torry	1	2	2	0	2	2.0
Hall, Hudson	7	1	1	0	1	1.0
Team	4	5	-7	0	-7	-1.8
Total	7	440	1,211	1,485	2,696	385.1
Opponents	7	546	1,564	1,741	3,305	472.1

SCORING									
	TD	FGs	----- PATS -----				DXP	SAF	PTS
			KICK	RUSH	RCV	PASS			
Jones, Liam	0	6-10	18-21	0-0	0	0-0	0	0	36
Parchment, Andrew	5	0-0	0-0	0-0	0	1-1	0	0	30
Robinson, Stephon	4	0-0	0-0	0-0	0	0-0	0	0	24
Williams Jr., Pooka	4	0-0	0-0	0-0	0	0-0	0	0	24
Charlot, Daylon	2	0-0	0-0	0-0	0	0-0	0	0	12
Herbert, Khalil	2	0-0	0-0	0-0	0	0-0	0	0	12
Luavasa, Jack	1	0-0	0-0	0-0	1	0-0	0	0	8
Lassiter II, Kwamie	1	0-0	0-0	0-0	0	0-0	0	0	6
Sosinski, James	1	0-0	0-0	0-0	0	0-0	0	0	6
Williams, Takulve	1	0-0	0-0	0-0	0	0-0	0	0	6
Defense, Hasan	1	0-0	0-0	0-0	0	0-0	0	0	6
Gardner, Velton	1	0-0	0-0	0-0	0	0-0	0	0	6
Hall, Hudson	1	0-0	0-0	0-0	0	0-0	0	0	6
Gardner, Velton	1	0-0	0-0	0-0	0	0-0	0	0	6
Borcila, Jacob	0	0-1	1-1	0-0	0	0-0	0	0	1
Stanley, Carter	0	0-0	0-0	0-0	0-0	1-1	0	0	1
Total	24	6-11	19-22	-	2	2-2	-	-	185
Opponents	29	9-16	25-26	-	-	0-2	1	-	228

KICK RETURNS						
	NO	YDS	AVG	TD	LONG	
Horne, Jamahl	14	303	21.6	0	40	
Logan, Kenny	5	80	16.0	0	24	
Robinson, Stephon	2	46	23.0	0	12	
Miles, Ben	1	12	12.0	0	12	
Dineen, Jay	1	8	8.0	0	8	
Total	23	449	19.5	0	40	
Opponents	15	311	20.7	0	41	

PUNT RETURNS						
	NO	YDS	AVG	TD	LONG	
Lassiter, Kwamie	3	18	6.0	0	11	
Logan, Kenny	1	14	14.0	0	14	
Total	4	32	8.0	0	14	
Opponents	10	228	22.8	1	73	

FUMBLE RETURNS						
	NO	YDS	AVG	TD	LONG	
Total	0	0	0	0	0	
Opponents	0	0	0	1	0	

INTERCEPTIONS						
	NO	YDS	AVG	TD	LONG	
Stevens-McKenzie, Najee	2	2	1.0	0	2	
Defense, Hasan	1	57	57.0	1	57	
McCullough, Jeremiah	1	13	13.0	0	13	
Total	4	72	18.0	1	57	
Opponents	4	42	10.5	0	25	

FIELD GOAL SEQUENCE		
	KANSAS	OPPONENTS
Indiana State	49, (36)	51, 45, (20)
Coastal Carolina	40	31, 27
Boston College	(24), (30)	(40), 31
West Virginia	(23)	42, (37), (44), (22)
TCU	49	(25), 42
Oklahoma	--	(32)
Texas	46, (23), 37, (46)	(39), (33)
Texas Tech		
Kansas State		
Oklahoma State		
Iowa State		
Baylor		
Numbers in (parentheses) indicate field goal was made.		

FIELD GOALS									
	FGM-FGA	PCT	1-19	20-29	30-39	40-49	50-99	LG	BLK
Jones, Liam	6-10	60.0	0-0	3-3	2-3	1-4	0-0	46	1
Borcila, Jacob	0-1	0	0	0	0	0	0	0	0

PUNTING									
	NO.	YDS	AVG	LONG	TB	FC	I20	50+	
Thompson, Kyle	30	1,343	44.8	62	0	7	10	7	
Gagen, Donovan	1	42	42.0	42	0	1	0	0	
Total	31	1,385	44.7	62	0	8	10	7	
Opponents	23	959	41.7	58	2	7	9	5	

KICKOFFS									
	NO.	YDS	AVG	TB	OB	RETN	NET	YDLN	
Jones, Liam	33	1,975	59.8	12	3	--	--	--	
Borcila, Jacob	2	53	26.5	0	1	--	--	--	
Total	35	2,028	57.9	12	4	20.7	40.5	24	
Opponents	41	2,482	59.1	17	1	19.5	38.3	26	

ALL PURPOSE									
	G	RUSH	REC	PR	KOR	IR	TOT	AVG/G	
Williams Jr., Pooka	6	635	88	0	0	0	723	120.5	
Parchment, Andrew	7	0	505	0	0	0	505	72.1	
Robinson, Stephon	7	2	336	0	46	0	384	54.9	
Herbert, Khalil	4	384	-1	0	0	0	383	95.8	
Horne, Jamahl	6	0	0	0	303	0	303	50.5	
Charlot, Daylon	7	0	220	0	0	0	220	31.4	
Lassiter, Kwamie	7	0	173	18	0	0	191	27.3	
Logan, Kenny	7	0	0	14	80	0	94	13.4	
Stanley, Carter	7	93	0	0	0	0	93	13.3	
Gardner, Velton	5	66	24	0	0	0	90	18.0	
Sosinski, James	5	0	67	0	0	0	67	13.4	
Defense, Hasan	7	0	0	0	0	57	57	8.1	
Williams, Dom	3	35	0	0	0	0	35	11.7	
Luavasa, Jack	7	0	32	0	0	0	32	4.6	
Fairchild, Mason	7	0	32	0	0	0	32	4.6	
Miles, Ben	7	0	2	0	12	0	14	2.0	
McCullough, Jeremiah	7	0	0	0	0	13	13	1.9	
Dineen, Jay	7	0	0	0	8	0	8	1.1	
Williams, Takulve	6	0	7	0	0	0	7	1.2	
Stevens-McKenzie, Najee	7	0	0	0	0	2	2	0.3	
Locklin, Torry	1	2	0	0	0	0	2	2.0	
Hall, Hudson	7	1	0	0	0	0	1	1.0	
TEAM	4	-7	0	0	0	0	-7	-1.8	
Total	7	1,211	1,485	32	449	72	3,249	464.1	
Opponents	7	1,564	1,741	228	311	42	3,886	555.1	

DEFENSE														
			TACKLES			SACKS		PASS DEF			FUMBLES		BLOCKED	
		GP	SOLO	A	TOTAL	TFL/YDS	NO-YARDS	INT-YDS	BRUP	QBH	RCV-YDS	FF	KICK	SAF
1	Torneden, Bryce	7	32	19	51	3.0-7	0.5-4	--	--	1	1-0	1	--	--
40	Prox, Dru	4	20	9	39	2.5-22	2.0-22	--	1	--	--	1	--	--
15	Johnson, Kyron	7	21	17	38	3.5-8	--	--	--	2	--	--	--	--
1L	Lee, Mike	7	28	8	36	0.5-1	--	--	2	--	--	1	--	--
5K	Kamara, Azur	7	16	15	31	5.0-26	3.5-22	--	--	2	--	--	--	--
19	Potter, Gavin	7	20	8	28	3.5-17	1.5-14	--	--	2	--	--	--	--
9M	Stevens-McKenzie, Najee	7	18	8	26	5.5-13	0.5-3	2-2	--	--	--	--	--	--
8M	Mayberry, Kyle	7	17	5	22	--	--	--	3	--	--	--	--	--
7F	Ferguson, Davon	7	13	9	22	1.0-23	--	--	--	--	--	--	--	--
12	McCullough, Jeremiah	7	14	7	21	--	--	1-13	4	--	--	--	--	--
97	Moragne, Darrius	7	14	7	21	2.5-13	2.5-13	--	--	2	--	--	--	--
13	Defense, Hasan	7	13	5	18	--	--	1-57	5	--	--	--	--	--
43	Dineen, Jay	7	14	4	18	2.0-9	1.0-6	--	--	--	--	1	--	--
94	Cole, Codey	7	12	5	17	1.5-6	0.5-4	--	1	--	--	--	--	--
90	Brown, Jelani	7	12	4	16	2.5-7	0.5-4	--	--	--	--	--	--	--
2	Harris, Corrione	7	12	3	15	--	--	--	2	--	--	--	--	--
24	Thomas, Ricky	7	10	4	14	1.0-4	--	--	--	--	--	--	--	--
99	Lee, Malcolm	5	7	4	11	1.0-4	0.5-3	--	--	1	--	--	--	--
27	Ford, DeAnte	7	6	2	8	1.0-1	--	--	--	--	--	--	--	--
98	Sampson, Caleb	7	5	3	8	2.0-18	2.0-18	--	2	--	--	--	--	--
93	Burt, Sam	5	6	2	8	1.0-2	--	--	--	--	--	--	--	--
34	Betts, Nate	4	4	1	5	--	--	--	--	--	--	--	--	--
17	Jones, Elijah	3	4	1	5	--	--	--	--	--	--	--	--	--
3H	Hempstead, Elmore	7	3	1	4	--	--	--	3	--	--	--	--	--
2C	Charlot, Daylon	7	2	1	3	--	--	--	--	--	--	--	--	--
44	McCaleb, Willie	7	--	3	3	--	--	--	--	--	--	--	--	--
23	Logan, Kenny	7	3	--	3	--	--	--	--	--	--	--	--	--
85	Kaufman, Hunter	5	2	--	2	--	--	--	--	--	--	--	--	--
30	Root, Cooper	4	1	1	2	--	--	--	--	--	--	--	--	--
91	Arnold, Jelani	6	2	--	2	--	--	--	--	--	--	--	--	--
88	Horne, Jamahl	6	2	--	2	--	--	--	--	--	--	--	--	--
95	Terry, DaJon	2	2	--	2	--	--	--	--	--	--	--	--	--
4	Parchment, Andrew	7	2	--	2	--	--	--	--	--	--	--	--	--
14	Parker, Steven	3	1	1	2	--	--	--	--	1	--	--	--	--
2M	McNerney, Cody	7	1	--	1	--	--	--	--	--	--	--	--	--
26	Fiorentino, Rob	3	1	--	1	--	--	--	--	--	--	--	--	--
39	Malbrough, Ryan	3	1	--	1	--	--	--	--	--	--	--	--	--
55	Lewis, Reuben	1	1	--	1	--	--	--	--	--	--	--	--	--
80	Thompson, Kyle	7	1	--	1	--	--	--	--	--	--	--	--	--
16	Williams, Takulve	6	--	1	1	--	--	--	--	--	--	--	--	--
29	Miles, Ben	7	1	--	1	--	--	--	--	--	--	--	--	--
81	McQueen, Kameron	4	1	--	1	--	--	--	--	--	--	--	--	--
50	Harris, Marcus	1	--	1	1	--	--	--	--	--	--	--	--	--
8	Lassiter, Kwamie	7	1	--	1	--	--	--	--	--	--	--	--	--
TM	Team	4	1	--	1	--	--	--	--	--	--	--	--	--
Total		7	357	160	517	39-181	15-113	4-72	23	11	1-0	4	--	--
Opponents		7	278	118	396	46-146	12-77	4-42	18	11	4-0	2	2	--

GAME-BY-GAME STATISTICS																						
	FINAL	SCORE BY QUARTER				FIRST DOWNS				RUSHING			PASSING			TOTAL OFFENSE		PUNTING	FUMBLES	PENALTY	THIRD	TOTAL
GAME	SCORE	1	2	3	4	RU	PA	PN	TOT	ATT	YDS	TD	C-A-I	YDS	TD	ATT	YDS	NO-AVG	NO-LOST	NO-YDS	DOWNS	TOP
Indiana State	17	0	3	0	14	10	9	1	20	37	146	0	22-34-2	219	1	71	365	4-39.5	0-0	4-35	5-14	31:25
Kansas	24	7	3	6	8	6	13	1	20	34	103	0	20-29-0	241	2	63	344	3-49.0	4-3	7-49	4-12	28:35
Coastal Carolina	12	0	6	6	0	13	6	1	20	49	172	1	8-14-0	119	1	63	291	4-40.2	1-0	4-31	1-9	25:34
Kansas	7	7	0	0	0	10	7	0	17	37	173	1	13-19-2	107	0	56	280	2-49.5	1-0	5-40	4-10	34:26
Kansas	48	7	21	13	7	13	13	1	23	45	329	3	20-27-1	238	3	72	567	4-45.2	0-0	8-75	8-15	31:53
Boston College	24	17	7	0	0	12	12	3	26	47	228	1	21-41-0	219	2	88	447	4-41.5	2-0	8-55	10-19	28:07
West Virginia	29	7	3	10	9	13	11	1	25	48	192	3	25-37-0	202	0	56	394	4-164	0-0	5-41	9-18	37:41
Kansas	24	0	7	10	7	9	9	2	20	30	142	0	19-26-1	275	3	85	417	5-191	1-1	4-45	4-10	22:19
Kansas	14	0	0	0	14	3	3	2	8	18	75	1	12-29-0	84	1	47	159	9-437	1-0	2-10	1-11	20:25
TCU	51	21	17	0	13	15	14	0	29	61	319	4	19-27-0	306	2	88	625	4-155	1-0	10-95	14-19	39:35
Oklahoma	45	7	14	14	10	11	15	3	29	37	7.2	4	20-29-1	277	2	66	545	2-50.0	0-0	8-89	6-9	29:31
Kansas	24	7	0	0	13	5	11	2	18	32	4.1	0	18-28-0	230	3	60	360	5-43.0	0-0	9-82	6-14	30:29
Kansas	48	3	14	7	24	13	11	3	27	39	259	2	27-47-0	310	4	86	569	3-38.3	0-0	7-50	10-19	31:31
Texas	50	14	7	3	26	15	17	1	33	40	239	2	31-45-1	399	4	85	638	1-55	1-1	8-86	9-14	28:29
Texas Tech																						
Kansas																						
Kansas State																						
Kansas																						
Kansas																						
Oklahoma State																						
Kansas																						
Iowa State																						
Baylor																						
Kansas																						

GAME-BY-GAME OFFENSIVE STARTERS											
	WR	LT	LG	C	RG	RT	TE	FB/WR	WR	QB	RB
Indiana State	Parchment	Adeniji	Clark	Tovi	Hughes	McCauley	Luavasa	Miles	Robinson	Stanley	Herbert
Coasta Carolina	Parchment	Adeniji	Clark	Tovi	Hughes	Feder	Fairchild	Miles	Robinson	Stanley	Herbert
at Boston College	Parchment	Adeniji	Clark	Tovi	Hughes	McCauley	Luavasa	Miles	Robinson	Stanley	Williams Jr.
West Virginia	Parchment	Adeniji	Clark	Tovi	Hughes	McCauley	Luavasa	Miles	Robinson	Stanley	Williams Jr.
at TCU	Parchment	Adeniji	Clark	Mane	Hughes	McCauley	Luavasa	Charlot	Robinson	Stanley	Williams Jr.
Oklahoma	Parchment	Adeniji	Clark	Tovi	Hughes	McCauley	Luavasa	Miles	Robinson	Stanley	Williams Jr.
at Texas	Parchment	Adeniji	Clark	Tovi	Hughes	Feder	Luavasa	Charlot	Robinson	Stanley	Williams Jr.
Texas Tech											
Kansas State											
at Oklahoma State											
at Iowa State											
Baylor											

GAME-BY-GAME DEFENSIVE STARTERS											
	DE	DT	DT/DE	OLB	LB	LB	NB	CB	S	S	CB
Indiana State	Moragne	Brown	Burt	Kamara	Johnson	Prox	Torneden	Defense	Lee	McCullough	Mayberry
Coasta Carolina	Moragne	Brown	Cole III	Kamara	Johnson	Prox	Torneden	Defense	Lee	McCullough	Harris
at Boston College	Moragne	Brown	Ma. Lee	Kamara	Johnson	Prox	Stevens-McKenzie	Defense	Lee	Torneden	Harris
West Virginia	Moragne	Brown	Ma. Lee	Kamara	Johnson	Prox	Torneden	Defense	Lee	McCullough	Harris
at TCU	Moragne	Brown	Ma. Lee	Kamara	Johnson	Potter	Torneden	Defense	Lee	McCullough	Harris
Oklahoma	Moragne	Brown	Ma. Lee	Kamara	Johnson	Potter	Torneden	Defense	Lee	McCullough	Harris
at Texas	Moragne	Brown	Sampson	Kamara	Johnson	Potter	Torneden	Defense	Lee	McCullough	Harris
Texas Tech											
Kansas State											
at Oklahoma State											
at Iowa State											
Baylor											

GAME-BY-GAME LEADERS

	PASSING	RUSHING	RECEIVING	TACKLES	SACKS
Indiana State	Carter Stanley (20/29, 241 yds, 2 TD)	Khalil Herbert (17 att, 88 yds)	Andrew Parchment (8 rec, 121 yds)	Dru Prox (9 tackles)	Three Players (1.0 sacks)
Coastal Carolina	Carter Stanley (13/19, 107 yds)	Pooka Williams Jr. (22 att, 99 yds)	Stephon Robinson (4 rec, 45 yds)	Dru Prox (11 tackles)	Morragne/Kamara (1.0 sacks)
Boston College	Carter Stanley (20/27, 238 yds, 3 TD)	Khalil Herbert (11 att, 187 yds, 1 TD)	Andrew Parchment (8 rec, 100 yds, 2TD)	Dru Prox (10 tackles)	Kamara/Lee (1.0 sacks)
West Virginia	Carter Stanley (19/25, 275 yds, 3 TD)	Pooka Williams Jr. (15 att, 76 yds)	Andrew Parchment (5 rec, 132 yds, 2TD)	Mike Lee (9 tackles)	Prox/Sampson (1.0 sacks)
TCU	Carter Stanley (12/29, 84 yds, 1 TD)	Velton Gardner (4 att, 61 yds, 1 TD)	Andrew Parchment (4 rec, 10 yds)	Gavin Potter (11 tackles)	Caleb Sampson (1.0 sacks)
Oklahoma	Carter Stanley (18/28, 230 yds, 3 TD)	Pooka Williams Jr. (12 att, 137 yds)	Stephon Robinson (5 rec, 131 yds, 2 TD)	Bryce Torneden (6 tackles)	Azur Kamara (1.0 sacks)
Texas	Carter Stanley (27/47, 310 yds, 4 TD)	Pooka Williams Jr. (25 att, 190 yds, 2 TD)	Stephon Robinson (7 rec, 67 yds, 2 TD)	Gavin Potter (9 tackles)	Gavin Potter (1.5 sacks)
Texas Tech					
Kansas State					
Oklahoma State					
Iowa State					
Baylor					

GAME-BY-GAME PASSING

#9 STANLEY, CARTER	COMP	ATT	INT	PCT	YARDS	TD	LONG	SACK	YDS	EFFIC.
Indiana State	20	29	0	69.0	241	2	32	2	13	161.53
Coastal Carolina	13	19	2	68.4	107	0	20	2	18	94.7
Boston College	20	27	1	74.1	238	3	37	0	0	177.4
West Virginia	19	25	1	76.0	275	3	75	2	8	162.72
TCU	12	20	0	41.4	84	1	25	2	7	77.09
Oklahoma	18	28	0	64.3	230	3	39	3	21	168.64
Texas	27	47	0	57.4	310	4	50	1	7	140.94
TOTALS	129	204	4	63.2	1,485	16	75	12	77	146.34
TEAM	ATT	COMP	INT	PCT	YARDS	TD	LONG	SACK	YDS	EFFIC.
West Virginia	0	1	0	0.0	0	0	0	0	0	0.00
TOTALS	0	1	0	0.0	0	0	0	0	0	0.00

GAME-BY-GAME RUSHING

	NO/YDS/TD	INS	CCU	BC	WVU	TCU	OU	UT	TTU	KSU	OSU	ISU	BU
Williams Jr., Pooka	115/635/3	--	22/99/0	22/121/1	15/76/0	8/12/0	23/137/0	25/190/2					
Herbert, Khalil	43/384/2	17/88/0	8/82/1	11/187/1	7/27/0	--	--	--					
Stanley, Carter	42/93/0	4/-12/0	4/-12/0	5/23/0	8/39/0	6/2/0	6/-12/0	9/65/0					
Gardner, Velton	8/66/1	--	--	--	--	4/61/1	3/5/0	1/0/0					
Williams, Dom	17/35/0	9/34/0	2/4/0	6/-3/0	--	--	--	--					
Robinson, Stephon	2/2/0	--	--	--	--	--	--	2/2/0					
Locklin, Torry	2/2/0	--	--	--	--	--	--	2/2/0					
Hall, Hudson	1/1/1	--	--	1/1/1	--	--	--	--					
Parchment, Andrew	1/0/0		1/0/0	--	--	--	--	--					
Team	4/-7/0	4/-7/0	--	--	--	--	--	--					

GAME-BY-GAME RECEIVING

	NO/YDS/TD	INS	CCU	BC	WVU	TCU	OU	UT	TTU	KSU	OSU	ISU	BU
Parchment, Andrew	35/505/5	8/121/0	3/14/0	8/100/2	5/132/2	4/10/0	4/45/0	3/83/1					
Robinson, Stephon	24/336/4	1/14/0	4/45/0	2/31/0	5/48/0	--	5/131/2	7/67/2					
Charlot, Daylon	18/220/2	6/79/1	--	1/10/0	4/52/0	2/1/0	2/33/1	3/47/0					
Lassiter, Kwamie	14/173/1	--	--	5/67/0	3/45/1	--	1/-5/0	5/66/0					
Williams Jr., Pooka	18/88/1	--	2/10/0	2/2/0	2/2/0	3/33/1	5/20/0	4/25/0					
Sosinski, James	6/67/1	2/25/1	3/36/0	--	--	--	1/6/0	--					
Fairchild, Mason	2/23/0	--	--	1/9/0	--	1/23/0	--	--					
Luavasa, Jack	3/32/1	--	--	1/19/1	--	1/8/0	--	1/5/0					
Gardner, Velton	6/24/0	2/3/0	1/2/0	--	--	1/11/0	--	2/8/0					
Williams, Takulve	1/7/1	--	--	--	--	--	--	1/7/1					
Miles, Ben	1/2/0	--	--	--	--	--	--	1/2/0					
Herbert, Khalil	1/1/0	2/-1/0	--	--	--	--	--	--					

GAME-BY-GAME TACKLES

	UA-A	TOT	INS	CCU	BC	WVU	TCU	OU	UT	TTU	KSU	OSU	ISU	BU
Torneden, Bryce	32-19	51	4-1	6-2	2-7	3-3	7-2	5-1	5-3					
Prox, Dru	30-9	39	8-1	10-1	6-4	6-3	--	--	--					
Johnson, Kyron	21-17	38	5-0	3-4	3-4	5-4	2-5	3-1	2-1					
Lee, Mike	28-8	36	3-1	4-0	5-2	7-2	5-1	2-0	3-3					
Kamara, Azur	16-15	31	2-1	2-1	2-2	1-3	3-2	3-2	4-3					
Potter, Gavin	20-8	28	--	--	3-2	2-0	9-2	0-1	6-3					
S.-McKenzie, Najee	18-8	26	1-0	3-0	2-3	3-2	3-3	2-0	4-0					
Mayberry, Kyle	17-5	22	6-0	1-0	2-2	2-2	2-0	1-1	3-0					
Ferguson, Davon	13-9	22	3-0	3-0	0-3	0-2	1-2	3-2	3-0					
Moragne, Darrius	14-7	21	7-0	3-0	0-1	2-3	2-3	--	--					
McCullough, J.	14-7	21	1-0	--	1-3	1-2	3-0	4-2	4-0					
Dineen, Jay	14-4	18	2-0	1-0	3-1	2-1	2-2	1-0	3-0					
Defense, Hasan	13-5	18	1-0	--	0-1	4-2	1-0	2-0	5-2					
Cole III, Codey	12-5	17	1-0	1-0	2-0	2-0	2-1	2-1	1-1					
Brown, Jelani	12-4	16	3-0	1-1	3-1	2-0	2-1	1-0	1-0					
Harris, Corione	12-3	15	2-0	--	1-2	2-1	2-0	4-0	1-0					
Thomas, Ricky	10-4	13	--	3-0	--	0-1	3-1	2-1	2-1					
Lee, Malcolm	7-4	11	--	4-1	1-2	1-1	1-0	--	--					
Sampson, Caleb	5-3	8	--	--	0-2	1-0	1-0	--	3-1					
Burt, Sam	6-2	8	3-1	--	--	1-1	2-0	--	--					
Ford, DeAnte	6-2	8	--	--	--	--	4-0	1-1	1-1					
Betts, Nate	4-1	5	1-0	--	1-1	2-0	--	--	--					
Jones, Elijah	4-1	5	2-0	--	--	--	2-1	--	--					
Hempstead, Elmore	3-1	4	1-0	--	0-0	--	--	1-1	1-0					
Logan, Kenny	3-0	3	--	--	3-0	--	--	--	--					
McCaleb, Willie	0-3	3	--	--	0-2	--	--	--	0-1					
Charlot, Daylon	2-1	3	--	--	2-1	--	--	--	--					
Parker, Steven	1-1	2	--	--	0-1	--	--	1-0	--					
Kaufman, Hunter	2-0	2	--	--	1-0	--	--	--	1-0					
Root, Cooper	1-1	2	--	--	--	1-1	--	--	--					
Horne, Jamahl	2-0	2	--	--	1-0	--	--	1-0	--					
Arnold, Jelani	2-0	2	1-0	--	--	--	1-0	--	--					
Terry, DaJon	2-0	2	1-0	1-0	--	--	--	--	--					
Parchment, Andrew	2-0	2	--	2-0	--	--	--	--	--					
Thompson, Kyle	1-0	1	--	--	--	--	1-0	1-0	--					
McQueen, Kameron	1-0	1	--	--	--	1-1	--	--	--					
Harris, Marcus	0-1	1	0-1	--	--	--	--	--	--					
Miles, Ben	1-0	1	--	--	--	--	1-0	--	--					
Team	1-0	1	--	--	1-0	--	--	--	--					
Williams, Takulve	0-1	1	--	--	0-1	--	--	--	--					
Lewis, Reuben	1-0	1	--	--	1-0	--	1-0	--	--					
Lassiter, Kwamie	1-0	1	--	--	--	--	--	--	1-0					
Malbrough, Ryan	1-0	1	--	--	--	--	1-0	--	--					
Fiorentino, Rob	1-0	1	--	--	--	--	1-0	1-0	--					
McNerney, Codey	1-0	1	--	1-0	--	--	--	--	--					

GAME-BY-GAME SACKS

	UA-A	TOT	INS	CCU	BC	WVU	TCU	OU	UT	TTU	KSU	OSU	ISU	BU
Kamara, Azur	2-3	3.5	1-4	1-7	0.5-3	--	--	1.0-8	0.5-4					
Moragne, Darrius	2-1	2.5	1-2	1-7	--	0.5-4	--	--	--					
Prox, Dru	2-0	2.0	1-12	--	--	1.0-10	--	--	--					
Sampson, Caleb	2-0	2.0	--	--	--	1.0-7	1.0-11	--	--					
Potter, Gavin	1-1	1.5	--	--	--	--	--	--	1.5-14					
Dineen, Jay	1-0	1.0	--	--	--	--	--	--	1.0-6					
Stevens-McKenzie, N.	0-1	0.5	--	--	--	0.5-3	--	--	--					
Brown, Jelani	0-1	0.5	--	0.5-4	--	--	--	--	--					
Cole III, Codey	0-1	0.5	--	--	--	--	--	0.5-4	--					
Lee, Malcolm	0-1	0.5	--	--	0.5-3	--	--	--	--					
Torneden, Bryce	0-1	0.5	--	0.5-4	--	--	--	--	--					

GAME-BY-GAME TACKLES FOR LOSS

	UA-A	TOT	INS	CCU	BC	WVU	TCU	OU	UT	TTU	KSU	OSU	ISU	BU
Stevens-McKenzie, N.	5-1	--	--	2-7	1-1	1.5-4	--	--	1.0-1					
Kamara, Azur	3-4	--	1-4	1.5-8	0.5-3	--	--	1.0-8	1.5-7					
Potter, Gavin	3-1	--	--	--	--	1.0-1	--	--	2.5-16					
Johnson, Kyron	3-1	--	--	1-1	1-2	1.4-4	0.5-1	--	--					
Torneden, Bryce	2-2	--	--	1-4	--	--	1.0-2	1.0-1	--					
Prox, Dru	2-1	--	1-12	0.5-0	--	1.0-10	--	--	--					
Brown, Jelani	2-1	--	--	0.5-4	--	1.0-1	1.0-2	--	--					
Moragne, Darius	2-0	--	1-2	1-7	--	0.5-4	--	--	--					
Dineen, Jay	2-0	--	--	--	1-3	--	--	--	1.0-6					
Sampson, Caleb	1-1	--	--	--	--	1.0-7	1.0-11	--	--					
Cole III, Codey	1-0	--	--	--	--	1.0-2	--	--	--					
Burt, Sam	1-0	--	--	--	--	--	1.0-2	--	--					
Thomas, Ricky	1-0	--	--	1-4	--	--	--	--	--					
Ferguson, Davon	1-0	--	--	--	--	--	--	1.0-23	--					
Ford, DeAnte	1-0	--	--	--	--	--	--	1.0-1	--					
Lee, Malcolm	0-2	--	--	0.5-4	0.5-3	--	--	--	--					
Lee, Mike	0-1	--	--	--	--	--	0.5-1	--	--					

KANSAS SCORING DRIVES

OPPONENT	NO. OF PLAYS	TOTAL YARDS	DRIVE TIME	TYPE OF SCORE	SCORE QTR/TIME	DRIVE START	SCORING PLAY
Indiana State	0	0	0:00	TD	1st/8:43	INS00	Defense 57 yd INT return
Indiana State	9	55	3:09	FG	2nd/6:17	KU27	Jones 36 yd FG
Indiana State	7	87	3:05	TD	3rd/8:40	KU13	Sosinski 10 yd TD pass
Indiana State	8	75	2:04	TD	4th/2:20	KU25	Charlot 22 yd TD pass
Coastal Car.	8	65	3:28	TD	1st/11:32	KU35	Herbert 41 yd TD rush
Boston Coll.	8	78	3:54	TD	1st/3:27	KU22	Luavasa 19 yd TD pass
Boston Coll.	3	48	0:50	TD	2nd/14:19	BC48	Hall 1 yd TD rush
Boston Coll.	11	81	5:15	TD	2nd/3:41	KU19	Parchment 4 yd TD pass
Boston Coll.	4	85	0:36	TD	2nd/0:05	KU15	Parchment 3 yd TD pass
Boston Coll.	12	69	4:32	FG	3rd/10:24	KU25	Jones 24 yd FG
Boston Coll.	8	87	3:12	TD	3rd/05:25	KU13	Williams Jr. 12 yd rush
Boston Coll.	9	60	3:57	FG	3rd/4:32	KU28	Jones 30 yd FG
Boston Coll.	1	6	0:06	TD	4th/5:44	BC06	Herbert 6 yd rush
West Virginia	7	75	2:43	TD	2nd/12:06	KU25	Lassiter II 28 yd TD pass
West Virginia	11	71	4:25	FG	3rd/6:06	KU25	Jones 23 yd FG
West Virginia	1	75	0:12	TD	3rd/4:08	KU25	Parchment 75 yd TD pass
West Virginia	10	70	2:49	TD	4th/2:10	KU30	Parchment 3 yd TD pass
TCU	2	45	0:17	TD	4th/12:10	TCU45	Gardner 45 yd rush
TCU	5	52	2:03	TD	4th/3:50	KU48	Williams Jr., 25 yd TD pass
Oklahoma	9	98	5:14	TD	1st/3:35	KU2	Charlot 22 yd TD pass
Oklahoma	2	75	1:04	TD	4th/9:35	KU25	Robinson 39 TD pass
Oklahoma	6	70	1:54	TD	4th/2:46	KU30	Robinson 24 yd TD pass
Texas	6	74	2:25	FG	1st/4:01	KU21	Jones 23 yd FG
Texas	9	50	3:17	TD	2nd/13:24	KU50	Williams Jr., 7 yd rush
Texas	4	60	1:47	TD	2nd/8:38	KU40	T. Williams, 16 yd TD pass
Texas	14	75	5:12	TD	3rd/9:48	KU25	Robinson 9 yd TD pass
Texas	1	16	0:08	TD	4th/10:06	UT16	Williams Jr., 16 yd rush
Texas	7	47	1:29	FG	4th/6:56	KU25	Jones 46 yd FG
Texas	7	36	1:54	TD	4th/4:25	UT36	Parchment 11 yd TD pass
Texas	6	75	1:36	TD	4th/1:11	KU25	Robinson 22 yd TD pass

OPPONENT SCORING DRIVES

OPPONENT	NO. OF PLAYS	TOTAL YARDS	DRIVE TIME	TYPE OF SCORE	SCORE QTR/TIME	DRIVE START	SCORING PLAY
Indiana State	9	60	1:46	FG	2nd/0:01	INS25	Nunez 20 yd FG
Indiana State	14	77	6:08	TD	4th/10:52	INS23	Jones 26 yd TD pass
Indiana State	0	0	0:00	TD	4th/4:24	KU00	Moala 0 yd fum. recovery
Coastal Car.	6	64	2:00	TD	2nd/0:41	CCU36	Marable 20 yd TD rush
Coastal Car.	7	44	3:27	TD	3rd/7:58	KU44	Marable 8 yd TD rush
Boston Coll.	7	75	2:19	TD	1st/12:41	BC25	Dillon 2 yd TD rush
Boston Coll.	4	4	0:43	FG	1st/11:09	KU17	Boumerhi 40 yd FG
Boston Coll.	10	73	3:05	TD	1st/0:17	BC27	Idrizi 20 yd TD pass
Boston Coll.	8	72	2:48	TD	2nd/0:45	BC28	Brown 12 yd TD pass
West Virginia	13	71	5:59	TD	1st/7:37	WVU29	McKoy 3 yd TD rush
West Virginia	9	51	0:49	FG	2nd/0:00	WVU 29	Staley 44 yd FG
West Virginia	10	70	4:24	TD	3rd/10:31	WVU30	Pettaway 23 yd rush
West Virginia	4	5	1:45	FG	3rd/4:20	KU31	Staley 44 yd FG
West Virginia	12	73	6:28	FG	4th/12:35	WVU22	Staley 22 yd FG
West Virginia	11	51	5:36	TD	4th/5:04	WVU 49	Pettaway 7 yd rush
TCU	5	59	1:53	TD	1st/11:12	TCU41	Thomas 26 yd TD pass
TCU	17	72	8:09	TD	1st/2:09	TCU28	Pro 7 yd TD pass
TCU	--	--	--	TD	1st/0:00	TCU27	Reagor 73 yd punt return
TCU	5	52	2:21	TD	2nd/10:54	TCU48	Anderson 11 yd rush
TCU	5	69	2:49	TD	2nd/4:44	TCU31	Olonilua 6 yd rush
TCU	14	79	3:35	FG	2nd/0:01	TCU13	Song 25 yd FG
TCU	5	75	2:57	TD	4th/9:13	TCU25	Foster 8 yd rush
TCU	10	75	3:50	TD	4th/0:00	TCU25	Collins 11 yd rush
Oklahoma	6	77	2:03	TD	1st/1:26	OU23	Sermon 2 yd rush
Oklahoma	7	58	2:57	TD	2nd/7:51	OU42	Hurts 1 yd rush
Oklahoma	1	10	0:08	TD	2nd/0:31	KU10	Lamb 10 yd TD pass
Oklahoma	10	84	4:36	TD	3rd/10:19	KU16	Hurts 5 yd rush
Oklahoma	7	83	2:52	TD	3rd/6:18	KU17	Sermon 15 yd TD pass
Oklahoma	1	61	0:13	TD	4th/10:45	KU39	Stevenson 61 yd rush
Oklahoma	10	60	4:48	FG	4th/4:47	KU25	Brkic 32 yd FG
Texas	6	65	2:04	TD	1st/12:56	UT35	Johnson 14 yd rush
Texas	10	72	3:25	TD	1st/6:31	UT28	Smith 10 yd TD pass
Texas	10	84	2:51	TD	2nd/2:19	UT16	Eagles 5 yd TD pass
Texas	9	54	2:49	FG	3rd/6:59	UT25	Dicker 39 yd FG
Texas	12	79	4:41	TD	4th/14:01	UT21	Duvernay 14 yd TD pass
Texas	--	--	--	2PT	4th/10:06	--	Jamison PAT return
Texas	4	65	1:34	TD	4th/8:32	UT35	Duvernay 43 yd TD pass
Texas	5	65	1:38	TD	4th/2:47	UT35	Ingram 3 yd rush
Texas	10	60	1:11	FG	4th/0:00	UT25	Dicker 33 yd FG

DRIVE SUPERLATIVES

Most Plays/Result	KANSAS 14, at Texas, TD	OPPONENT 17, at TCU, Touchdown
Most Yards/Result	98 vs. Oklahoma, TD	2x (MR) 84 at Texas, TD
Most Time/Result	5:32 vs. Oklahoma, Downs	8:39 vs. Coastal Carolina/missed FG

SCORING DRIVE ANALYSIS				
YARDAGE	KANSAS		OPPONENTS	
	TD	FG	TD	FG
No Drive	1	-	1	-
Negative Yds.	-	-	-	-
0-9	1	-	-	2
10-19	1	-	1	-
20-29	-	-	-	-
30-39	1	-	-	-
40-49	3	-	1	-
50-59	2	1	4	2
60-69	2	2	6	3
70-79	9	2	11	3
80-89	4	-	3	-
90-99	1	-	-	-

GAME OPENING DRIVES					
OPPONENTS	KANSAS			OPPONENTS	
	PTS.	1STD	YDS.	PTS.	1STD
Indiana State	0	2	51	0	1
Coastal Carolina	7	3	65	0	1
Boston College	0	0	1	7	4
West Virginia	0	0	5	7	5
TCU	0	0	9	7	2
Oklahoma	0	1	14	0	1
Texas	0	3	47	7	4
Texas Tech					
Kansas State					
Oklahoma State					
Iowa State					
Baylor					

SECOND HALF-OPENING DRIVES					
OPPONENTS	KANSAS			OPPONENTS	
	PTS.	1STD	YDS.	PTS.	1STD
Indiana State	6	4	87	0	2
Coastal Carolina	0	0	1	0	0
Boston College	3	4	69	0	0
West Virginia	3	5	71	7	4
TCU	0	0	5	0	1
Oklahoma	0	0	4	7	4
Texas	7	5	75	3	3
Texas Tech					
Kansas State					
Oklahoma State					
Iowa State					
Baylor					

DRIVE CHART						
DRIVE START RESULT	1-9	10-19	20-29	30-39	40-49	50+
	NO/TD/FG	NO/TD/FG	NO/TD/FG	NO/TD/FG	NO/TD/FG	NO/TD/FG
Indiana State	2/0/0	3/1/0	3/1/1	4/0/0	0/0/0	0/0/0
Coastal Carolina	0/0/0	2/0/0	3/0/0	2/1/0	0/0/0	2/0/0
Boston College	0/0/0	3/3/0	7/1/2	0/0/0	0/0/0	3/2/0
West Virginia	0/0/0	2/0/0	7/2/1	2/0/0	1/0/0	0/0/0
TCU	1/0/0	0/0/0	7/0/0	1/0/0	3/1/0	1/1/0
Oklahoma	3/1/0	0/0/0	6/1/0	2/1/0	0/0/0	0/0/0
Texas	0/0/0	0/0/0	7/3/1	1/0/0	2/1/0	3/3/0
Texas Tech						
Kansas State						
Oklahoma State						
Iowa State						
Baylor						

THREE-AND-OUTS		
	KANSAS THREE-AND-OUT/DRIVES	OPPONENT THREE-AND-OUT/DRIVES
Indiana State	3/13	1/13
Coastal Carolina	0/9	2/10
Boston College	2/13	3/14
West Virginia	4/12	2/12
TCU	7/13	2/13
Oklahoma	3/11	0/11
Texas	1/13	1/14
Texas Tech		
Kansas State		
Oklahoma State		
Iowa State		
Baylor		

KANSAS IN THE RED ZONE																
DATE	OPPONENT	SCORE	TIMES IN RZ	TIMES SCORED	TOTAL PTS	TDS	RUSH TDS	PASS TDS	FGS MADE	FGA	DOWN	INT	FUMB	HALF	GAME	
Aug. 31	Indiana State	W 24-17	2	2	9	1	0	1	1	0	0	0	0	0	0	
Sept. 7	Coastal Carolina	L 7-12	1	0	0	0	0	0	0	0	1	0	0	0	0	
Sept. 13	Boston College	W 48-24	8	8	48	57	7	3	4	3	0	1	0	0	0	
Sept. 21	West Virginia	L 29-24	2	2	10	1	0	1	1	0	0	0	0	0	0	
Sept. 28	TCU	L 14-51	0	0	0	0	0	0	0	0	0	0	0	0	0	
Oct. 5	Oklahoma	L 20-45	1	1	6	1	0	1	0	0	0	0	0	0	0	
Oct. 19	Texas	L 48-50	7	6	37	5	2	3	1	1	0	0	0	0	0	
Totals			21	19	110	14	5	9	5	1	1	0	0	0	0	
19-of-21 (90.5%)																

KANSAS OPPONENTS IN THE RED ZONE																
DATE	OPPONENT	SCORE	TIMES IN RZ	TIMES SCORED	TOTAL PTS	TDS	RUSH TDS	PASS TDS	FGS MADE	FGA	DOWN	INT	FUMB	HALF	GAME	
Aug. 31	Indiana State	W 24-17	2	1	3	00	0	0	1	0	0	1	0	0	0	
Sept. 7	Coastal Carolina	L 7-12	5	22	12	2	1	1	0	2	0	0	0	1	0	
Sept. 13	Boston College	W 48-24	5	3	21	3	1	2	0	1	1	0	0	0	0	
Sept. 21	West Virginia	L 29-24	4	4	19	2	2	0	2	0	0	0	0	0	0	
Sept. 28	TCU	L 14-51	6	6	37	5	4	1	1	0	0	0	0	0	0	
Oct. 5	Oklahoma	L 20-45	7	6	38	5	3	2	1	0	1	0	0	0	0	
Oct. 19	Texas	L 48-50	6	6	38	5	2	3	1	0	0	0	0	0	0	
Totals			35	28	168	22	13	9	6	3	2	1	0	1	0	
28-of-35 (80.0%)																

KANSAS SEASON SUPERLATIVES

Kansas Individuals

Rushes	25	Williams Jr., Pooka at Texas (10/19/2019)
Yards Rushing	190	Williams Jr., Pooka at Texas (10/19/2019)
TD Rushes	2	Williams Jr., Pooka at Texas (10/19/2019)
Long Rush	82	Herbert, Khalil at Boston College (9/13/2019)
Pass Attempts	47	Stanley, Carter at Texas (10/19/2019)
Pass Completions	27	Stanley, Carter at Texas (10/19/2019)
Yards Passing	310	Stanley, Carter at Texas (10/19/2019)
TD Passes	4	Stanley, Carter at Texas (10/19/2019)
Long Pass	75	Stanley, Carter vs. West Virginia (9/21/2019)
Receptions	8	Parchment, Andrew vs. Indiana State (8/31/2019)
	8	Parchment, Andrew at Boston College (9/13/2019)
Yards Receiving	132	Parchment, Andrew vs. West Virginia (9/21/2019)
TD Receptions	2	Parchment, Andrew at Boston College (9/13/2019)
	2	Parchment, Andrew vs. West Virginia (9/21/2019)
	2	Robinson, Stephon vs. Oklahoma (10/5/2019)
	2	Robinson, Stephon at Texas (10/19/2019)
Long Reception	75	Parchment, Andrew vs. West Virginia (9/21/2019)
Field Goals	2	Jones, Liam at Boston College (9/13/2019)
	2	Jones, Liam at Texas (10/19/2019)
Long Field Goal	46	Jones, Liam at Texas (10/19/2019)
Punts	9	Thompson, Kyle at TCU (9/28/2019)
Punting Avg	49.5	Kyle Thompson vs. Coastal Carolina (9/7/2019)
Long Punt	62	Thompson, Kyle at TCU (9/28/2019)
Punts Inside 20	3	Thompson, Kyle at TCU (9/28/2019)
Long Punt Return	14	Logan, Kenny at Texas (10/19/2019)
Long Kickoff Return	40	Horne, Jamahl at TCU (9/28/2019)
Tackles	11	Prox, Dru vs. Coastal Carolina (9/7/2019)
	11	Potter, Gavin at TCU (9/28/2019)
Sacks	1.5	Potter, Gavin at Texas (10/19/2019)
Tackles For Loss	2.5	Potter, Gavin at Texas (10/19/2019)
Interceptions	1	Defense, Hasan vs. Indiana State (8/31/2019)
	1	McCullough, Jeremiah (8/31/2019)
	1	Stevens-McKenzie, Najee vs. Oklahoma (10/5/2019)
	1	Stevens-McKenzie, Najee at Texas (10/19/2019)

Kansas Team

Rushes	45	at Boston College (9/13/2019)
Yards Rushing	329	at Boston College (9/13/2019)
Yards Per Rush	7.3	at Boston College (9/13/2019)
TD Rushes	3	at Boston College (9/13/2019)
Pass Attempts	47	at Texas (10/19/2019)
Pass Completions	27	at Texas (10/19/2019)
Yards Passing	310	at Texas (10/19/2019)
Yards Per Pass	10.6	vs. West Virginia (9/21/2019)
TD Passes	4	at Texas (10/19/2019)
Total Plays	86	at Texas (10/19/2019)
Total Offense	569	at Texas (10/19/2019)
Yards Per Play	7.9	at Boston College (9/13/2019)
Points	48	at Boston College (9/13/2019)
	48	at Texas (10/19/2019)
Sacks By	3	vs. Indiana State (8/31/2019)
	3	vs. Coastal Carolina (9/7/2019)
	3	vs. West Virginia (9/21/2019)
	3	at Texas (10/19/2019)
First Downs	27	at Texas (10/19/2019)
Penalties	9	vs. Oklahoma (10/5/2019)
Penalty Yards	82	vs. Oklahoma (10/5/2019)
Turnovers	3	vs. Indiana State (8/31/2019)
Interceptions By	2	vs. Indiana State (8/31/2019)
Punts	9	at TCU (9/28/2019)
Punting Avg	49.5	vs. Coastal Carolina (9/7/2019)
Long Punt	62	at TCU (9/28/2019)
Punts Inside 20	3	at TCU (9/28/2019)
Long Punt Return	14	at Texas (10/19/2019)

KANSAS SEASON SUPERLATIVES

Opponent Individuals

Rushes	27	Dillon, AJ at Boston College (9/13/2019)
Yards Rushing	151	Dillon, AJ at Boston College (9/13/2019)
TD Rushes	2	Pettaway, Martell vs. West Virginia (9/21/2019)
	2	Hurts, Jalen vs. Oklahoma (10/5/2019)
Long Rush	61	Stevenson, Rhamondre vs. Oklahoma (10/5/2019)
Pass Attempts	44	Ehlinger, Sam at Texas (10/19/2019)
Pass Completions	31	Ehlinger, Sam at Texas (10/19/2019)
Yards Passing	399	Ehlinger, Sam at Texas (10/19/2019)
TD Passes	4	Ehlinger, Sam at Texas (10/19/2019)
Long Pass	52	Delton, Alex at TCU (9/28/2019)
Receptions	8	Hendrix, Dante vs. Indiana State (8/31/2019)
	8	Duvernay, Devin at Texas (10/19/2019)
	8	Johnson, Colin at Texas (10/19/2019)
Yards Receiving	110	Duvernay, Devin at Texas (10/19/2019)
TD Receptions	2	Duvernay, Devin at Texas (10/19/2019)
Long Reception	52	Davis, Derius at TCU (9/28/2019)
Field Goals	3	Staley, Evan vs. West Virginia (9/21/2019)
Long Field Goal	44	Staley, Evan vs. West Virginia (9/21/2019)
Punts	4	Reiner, Travis vs. Indiana State (8/31/2019)
	4	Prosser, Myles vs. Indiana State (9/7/2019)
	4	Carlson, Grant at Boston College (9/13/2019)
	4	Growden, Josh vs. West Virginia (9/21/2019)
	4	Sandy, Jordy at TCU (9/28/2019)
Punting Avg	55.0	Bujcevski, Ryan at Texas (10/19/2019)
Long Punt	58	Mundschau, Reeves vs. Oklahoma (10/5/2019)
Punts Inside 20	2	Reiner, Travis vs. Indiana State (8/31/2019)
	2	Prosser, Myles vs. Indiana State (9/7/2019)
	2	Mundschau, Reeves vs. Oklahoma (10/5/2019)
Long Punt Return	73	Reagor, Jalen at TCU (9/28/2019)
Long Kickoff Return	41	Levy, Travis at Boston College (9/13/2019)
Tackles	10	Gallagher, Teddy vs. Coastal Carolina (9/7/2019)
	10	Attrach, Mehdi El at Boston College (9/13/2019)
Sacks	1.0	Fotu, Isaac vs. Indiana State (08/31/2019)
	1.0	Brewer, Kaleb vs. Indiana State (08/31/2019)
	1.0	Spillum, Alex vs. Coastal Carolina (9/7/2019)
	1.0	Tonkery, Dylan vs. West Virginia (9/21/2019)
	1.0	Stills, Dante vs. West Virginia (9/21/2019)
	1.0	Winters, Dee at TCU (9/28/2019)
	1.0	Perkins, Ronnie vs. Oklahoma (10/5/2019)
	1.0	Fields, Pat vs. Oklahoma (10/5/2019)
	1.0	Asomoah, Brian vs. Oklahoma (10/5/2019)
	1.0	Overshow, DeMar at Texas (10/19/2019)
Tackles For Loss	3.0	Glasco, Clayton vs. Indiana State (8/31/2019)
	3.0	Brewer, Kaleb vs. Indiana State (8/31/2019)
Interceptions	2	Kryst, Chandler vs. Coastal Carolina (9/7/2019)

Opponent Team

Rushes	61	at TCU (9/28/2019)
Yards Rushing	319	at TCU (9/28/2019)
Yards Per Rush	7.2	vs. Oklahoma (10/5/2019)
TD Rushes	4	at TCU (9/28/2019)
	4	vs. Oklahoma (10/5/2019)
Pass Attempts	45	at Texas (10/19/2019)
Pass Completions	31	at Texas (10/19/2019)
Yards Passing	399	at Texas (10/19/2019)
Yards Per Pass	11.3	at TCU (9/28/2019)
TD Passes	4	at Texas (10/19/2019)
Total Plays	88	at Boston College (9/13/2019)
	88	at TCU (9/28/2019)
Total Offense	638	at Texas (10/19/2019)
Yards Per Play	8.3	vs. Oklahoma (10/5/2019)
Points	51	at TCU (9/28/2019)
Sacks By	3	vs. Oklahoma (10/5/2019)
First Downs	33	at Texas (10/19/2019)
Penalties	10	at TCU (9/28/2019)
Penalty Yards	95	at TCU (9/28/2019)
Turnovers	2	vs. Indiana State (8/31/2019)
	2	at Texas (10/19/2019)
Interceptions By	2	vs. Coastal Carolina (9/7/2019)
Punts	4	vs. Indiana State (8/31/2019)
	4	vs. Coastal Carolina (9/7/2019)
	4	at Boston College (9/13/2019)
	4	vs. West Virginia (9/21/2019)
	4	at TCU (9/28/2019)
Punting Avg	55.0	at Texas (10/19/2019)
Long Punt	58	vs. Oklahoma (10/5/2019)
Punts Inside 20	2	vs. Indiana State (8/31/2019)
	2	vs. Coastal Carolina (9/7/2019)
	2	vs. Oklahoma (10/5/2019)
Long Punt Return	73	at TCU (9/28/2019)



JELANI ARNOLD

#91

Defensive End | 6-2 | 270 | SQ | Sophomore
Irving, Texas | MacArthur HS

ARNOLD'S CAREER STATS

TACKLES	g	ua	a	total	tfl	pd	ff	fr	blk	qbh
2017 REDSHIRT	0	0	0	0	0.0-0	0	0	0	0	0
2018	0	0	0	0	0.0-0	0	0	0	0	0
2019	6	2	0	2	0.0-0	0	0	0	0	0
TOTAL	6	2	0	2	0.0-0	0	0	0	0	0

ARNOLD'S SEASON HIGHS

Tackles: 1, (2x), MR at TCU

ARNOLD'S CAREER HIGHS

Tackles: 1, (2x), MR at TCU (2019)



NATE BETTS

#34

Safety | 6-1 | 186 | SQ | Senior
Kerens, Texas | Kerens HS // Blinn JC

BETTS' KANSAS CAREER STATS

TACKLES	g	ua	a	total	tfl	pd	ff	fr	blk	qbh
2018	0	0	0	0	0.0-0	0	0	0	0	0
2019	4	4	1	5	0.0-0	0	0	0	0	0
TOTAL	4	4	1	5	0.0-0	0	0	0	0	0

BETTS' SEASON HIGHS

Tackles: 2, (2x), MR vs. West Virginia

BETTS' KANSAS SCAREER HIGHS

Tackles: 2, (2x), MR vs. West Virginia (2019)



JACOB BORCILA

#83

Kicker | 6-2 | 177 | HS | Freshman
Kerens, Texas | Kerens HS

BORCILA'S CAREER STATS

SCORING	g	td	rush	rcv	ret	pat	2pat	fg	total	avg/g
2019	4	0	0	0	0	1	0	0	1	0.2
TOTAL	4	0	0	0	0	1	0	0	1	0.2

FIELD GOALS	g	made	att	long	pct
2019	4	0	1	0	0.0
TOTAL	4	0	1	0	0.0

KICKOFFS	g	no.	yards	avg
2019	4	2	53	26.5
TOTAL	4	2	53	26.5

BORCILA'S SEASON HIGHS

Kickoffs: 1, (2x), MR vs. West Virginia
Kickoff Yards: 40, at Boston College
Long Kickoff: 40, at Boston College

BORCILA'S CAREER HIGHS

Kickoffs: 1, (2x), MR vs. West Virginia (2019)
Kickoff Yards: 40, at Boston College (2019)
Long Kickoff: 40, at Boston College (2019)



JELANI BROWN

#90

Defensive Tackle | 6-2 | 297 | 1L | Senior
San Jose, Calif. | Oak Grove HS // College of San Mateo

BROWN'S KANSAS CAREER STATS

TACKLES	g	ua	a	total	tfl	pd	ff	fr	blk	qbh
2018	12	5	1	6	0.0-0	0	0	0	0	0
2019	7	12	4	16	2.5-7	0	0	0	0	0
TOTAL	19	17	5	22	2.5-7	0	0	0	0	0

SACKS	g	ua	a	total	yards
2018	12	0	0	0.0	0
2019	7	0	1	0.5	4
TOTAL	19	0	1	0.5	4

BROWN'S SEASON HIGHS

Tackles: 4, at Boston College
Tackles-for-Loss: 1.0, (2x), MR at TCU
Sacks: 0.5, vs. Coastal Carolina

BROWN'S KANSAS CAREER HIGHS

Tackles: 4, at Boston College (2019)
Tackles-for-Loss: 1.0, (2x), MR at TCU (2019)
Sacks: 0.5, vs. Coastal Carolina (2019)



SAM BURT

#93

Defensive Tackle | 6-4 | 293 | 2L | Junior
Abilene, Kan. | Abilene HS

BURT'S CAREER STATS

TACKLES	g	ua	a	total	tfl	pd	ff	fr	blk	qbh
2017	10	0	0	0	0.0-0	0	0	0	0	0
2018	12	0	0	0	0.0-0	0	0	0	0	0
2019	5	6	2	8	1.0-2	0	0	0	0	0
TOTAL	27	6	2	8	1.0-2	0	0	0	0	0

BURT'S SEASON HIGHS

Tackles: 4, vs. Indiana State
Tackles-for-Loss: 1.0, at TCU

BURT'S CAREER HIGHS

Tackles: 4, vs. Indiana State (2019)
Tackles-for-Loss: 1.0, at TCU (2019)



JULIAN CHANDLER

#10

Cornerback | 6-0 | 182 | 1L | RS-Junior
Houston, Texas | Fort Bend Hightower HS

CHANDLER'S CAREER STATS

TACKLES	g	ua	a	total	tfl	pd	ff	fr	blk	qbh
2016	1	0	0	0	0.0-0	0	0	0	0	0
2017	6	5	1	6	0.0-0	1	1	0	0	0
2018 REDSHIRT	4	0	0	0	0.0-0	0	0	0	0	0
2019	1	0	0	0	0.0-0	0	0	0	0	0
TOTAL	12	5	1	6	0.0-0	1	1	0	0	0

CHANDLER'S CAREER HIGHS

Tackles: 2, (2x), MR vs. Oklahoma (2017)
Forced Fumbles: 1.0, vs. Texas (2017)
Pass Breakups: 1, vs. Oklahoma (2017)



DAYLON CHARLOT

#2

Wide Receiver | 6-0 | 193 | 2L | Senior
Patterson, La. | Patterson HS // Alabama

CHARLOT'S KANSAS CAREER STATS

RECEIVING	g	rec	yards	td	long	rec/g	avg/c	avg/g
2017	11	1	0	0	0	0.1	0.0	0.0
2018	10	12	178	2	44	1.2	14.8	17.8
2019	7	18	220	2	26	2.6	12.2	31.4
TOTAL	28	31	398	4	44	1.1	12.8	14.2

SCORING	g	td	rush	rcv	ret	pat	2pat	fg	total	avg/g
2017	11	0	0	0	0	0	0	0	0	0.0
2018	10	2	0	2	0	0	0	0	12	1.2
2019	7	2	0	2	0	0	1	0	14	2.0
TOTAL	28	4	0	4	0	0	1	0	26	0.9

KICK RETURNS	g	no.	yards	td	long	avg/r	avg/g
2017	11	5	82	0	23	16.4	7.5
2018	10	0	0	0	0	0.0	0.0
2019	7	0	0	0	0	0.0	0.0
TOTAL	28	5	82	0	23	16.4	2.9

ALL PURPOSE	g	rush	rcv	pr	kr	ir	total	avg/g
2017	11	0	0	0	82	0	82	7.5
2018	10	0	178	0	0	0	178	17.8
2019	7	0	220	0	0	0	220	31.4
TOTAL	28	0	398	0	82	0	480	17.1

TACKLES	g	ua	a	total	tfl	pd	ff	fr	blk	qbh
2017	11	1	0	1	0.0-0	0	0	0	0	0
2018	10	0	0	0	0.0-0	0	0	0	0	0
2019	7	2	1	3	0.0-0	0	0	0	0	0
TOTAL	28	3	1	4	0.0-0	0	0	0	0	0

CHARLOT'S SEASON HIGHS

Receptions: 6, vs. Indiana State
Receiving Yards: 79, vs. Indiana State
Longest Reception: 26, vs. Indiana State
Receiving TDs: 1, (2x), MR vs. Oklahoma
Longest Receiving TD: 31, vs. Indiana State
Tackles: 3, at Boston College

CHARLOT'S KANSAS CAREER HIGHS

Receptions: 6, vs. Indiana State (2019)
Receiving Yards: 79, vs. Indiana State (2019)
Longest Reception: 44, at Texas Tech (2018)
Receiving TDs: 1, (4x), MR vs. Oklahoma (2019)
Longest TD: 31, vs. Texas (2018)
Tackles: 3, at Boston College (2019)



CODEY COLE III

#61

Defensive End | 6-3 | 275 | 1L | Senior

Ypsilanti, Mich. | Bellevue HS // Tiffin College // Butler CC

COLE'S KANSAS CAREER STATS

TACKLES	g	ua	a	total	tfl	pd	ff	fr	blk	qbh
2018	12	4	4	8	2.0-9	0	0	0	0	1
2019	7	12	5	17	1.5-6	1	0	0	0	0
TOTAL	19	16	9	25	3.5-15	1	0	0	0	1

SACKS	g	ua	a	total	yards
2018	12	1	0	1.0	7
2019	7	0	1	0.5	4
TOTAL	19	1	1	1.5	11

COLE'S SEASON HIGHS

Tackles: 3, vs. Oklahoma

Tackles-for-Loss: 1.0, vs. West Virginia

Pass Breakups: 1, vs. Oklahoma

COLE'S KANSAS CAREER HIGHS

Tackles: 3, (2x), MR vs. Oklahoma (2019)

Sacks: 1, vs. Iowa State (2018)

Tackles-for-Loss: 1.0, (3x), MR vs. West Virginia (2019)

Pass Breakups: 1, vs. Oklahoma (2019)



HASAN DEFENSE

#13

Cornerback | 6-0 | 193 | 2L | Senior

Jacksonville, Fla. | Atlantic Coast HS // Kilgore College

DEFENSE'S KANSAS CAREER STATS

SCORING	g	td	rush	rcv	ret	pat	2pat	fg	total	avg/g
2017	11	0	0	0	0	0	0	0	0	0.0
2018	12	0	0	0	0	0	0	0	0	0.0
2019	7	1	0	0	1	0	0	0	6	0.9
TOTAL	30	1	0	0	1	0	0	0	6	0.2

INTERCEPTIONS	g	no.	yards	td	long	avg/r	avg/g
2017	11	2	10	0	10	5.0	0.9
2018	12	3	125	0	60	41.7	10.4
2019	7	1	57	1	57	57.0	8.1
TOTAL	30	6	192	1	60	32.0	6.4

ALL PURPOSE	g	rush	rcv	pr	kr	ir	total	avg/g
2017	11	0	0	0	0	10	10	0.9
2018	12	0	0	0	0	125	125	10.4
2019	7	0	0	0	0	57	57	8.1
TOTAL	30	0	0	0	0	192	192	6.4

TACKLES	g	ua	a	total	tfl	pd	ff	fr	blk	qbh
2017	11	34	8	42	1.0-1	11	0	0	0	0
2018	12	31	12	43	2.0-5	10	0	1	0	0
2019	7	13	5	18	0.0-0	6	0	0	0	0
TOTAL	30	78	25	103	3.0-6	27	0	1	0	0

DEFENSE'S SEASON HIGHS

Tackles: 7, at Texas

Interceptions: 1.0, vs. Indiana State

Interception Return Yards: 57, vs. Indiana State

Pass Breakups: 2, at TCU

DEFENSE'S KANSAS CAREER HIGHS

Tackles: 9, vs. Oklahoma State (2017)

Interceptions: 2.0, at West Virginia (2018)

Interception Return Yards: 57, vs. Indiana State (2019)

Pass Breakups: 2, (3x), MR at TCU (2019)

Tackles-for-Loss: 1.0, (2x), MR at Baylor (2018)



JAY DINEEN

#43

Linebacker | 6-2 | 225 | 1L | Sophomore

Lawrence, Kan. | Free State HS

DINEEN'S CAREER STATS

KICK RETURNS	g	no.	yards	td	long	avg/r	avg/g
2017 REDSHIRT	0	0	0	0	0	0.0	0.0
2018	8	0	0	0	0	0.0	0.0
2019	7	1	8	0	8	8.0	1.1
TOTAL	15	1	8	0	8	8.0	0.5

ALL PURPOSE	g	rush	rcv	pr	kr	ir	total	avg/g
2017 REDSHIRT	0	0	0	0	0	0	0	0.0
2018	8	0	0	0	0	0	0	0.0
2019	7	0	0	0	8	0	8	1.1
TOTAL	15	0	0	0	8	0	8	0.5

TACKLES	g	ua	a	total	tfl	pd	ff	fr	blk	qbh
2017 REDSHIRT	0	0	0	0	0.0-0	0	0	0	0	0
2018	8	1	0	1	0.0-0	0	0	0	0	0
2019	7	14	4	18	2.0-9	0	1	0	0	0
TOTAL	15	15	4	19	2.0-9	0	1	0	0	0

SACKS	g	ua	a	total	yards
2017	0	0	0	0.0	0
2018	8	0	0	0.0	0
2019	7	1	0	1.0	6
TOTAL	15	1	0	1.0	6

DINEEN'S SEASON HIGHS

Tackles: 4, (2x), MR at TCU

Tackles-for-Loss: 1.0, (2x), MR at Texas

Forced Fumbles: 1, at Boston College

Kick Returns: 1, vs. Indiana State

Kick Return Yards: 8, vs. Indiana State

Long Kick Return: 8, vs. Indiana State

Sacks: 1, at Texas

DINEEN'S CAREER HIGHS

Tackles: 4, (2x), MR at TCU (2019)

Tackles-for-Loss: 1.0, (2x), MR at Texas (2019)

Forced Fumbles: 1, at Boston College (2019)

Kick Returns: 1, vs. Indiana State (2019)

Kick Return Yards: 8, vs. Indiana State (2019)

Long Kick Return: 8, vs. Indiana State (2019)

Sacks: 1, at Texas (2019)



MASON FAIRCHILD

#89

Tight End | 6-5 | 250 | HS | Freshman

Andale, Kan. | Andale HS

FAIRCHILD'S CAREER STATS

RECEIVING	g	rec	yards	td	long	rec/g	avg/c	avg/g
2019	7	2	32	0	23	0.3	16.0	4.6
TOTAL	7	2	32	0	23	0.3	16.0	4.6

ALL PURPOSE	g	rush	rcv	pr	kr	ir	total	avg/g
2019	7	0	32	0	0	0	32	4.6
TOTAL	7	0	32	0	0	0	32	4.6

FAIRCHILD'S SEASON HIGHS

Receptions: 1, (2x), MR at TCU (2019)

Receiving Yards: 23, at TCU (2019)

Longest Reception: 23, at TCU (2019)

FAIRCHILD'S CAREER HIGHS

Receptions: 1, (2x), MR at TCU (2019)

Receiving Yards: 23, at TCU (2019)

Longest Reception: 23, at TCU (2019)



EVAN FAIRS

#3

Wide Receiver | 6-3 | 205 | 2L | RS-Junior
Fulshear, Texas | Foster HS

FAIR'S CAREER STATS

RECEIVING	g	rec	yards	td	long	rec/g	avg/c	avg/g
2015	0	0	0	0	0	0.0	0.0	0.0
2016	7	1	8	0	8	0.1	8.0	1.1
2017	12	24	335	1	36	2.0	14.0	27.9
2018 REDSHIRT	4	2	28	0	20	0.5	14.0	7.0
2019	1	0	0	0	0	0.0	0.0	0.0
TOTAL	24	27	371	1	36	1.1	13.7	15.5

SCORING	g	td	rush	rcv	ret	pat	2pat	fg	total	avg/g
2015	0	0	0	0	0	0	0	0	0	0.0
2016	7	0	0	0	0	0	0	0	0	0.0
2017	12	1	0	1	0	0	0	0	6	0.5
2018 REDSHIRT	4	0	0	0	0	0	0	0	0	0.0
2019	1	0	0	0	0	0	0	0	0	0.0
TOTAL	24	1	0	1	0	0	0	0	6	0.2

ALL PURPOSE	g	rush	rcv	pr	kr	ir	total	avg/g
2015	0	0	0	0	0	0	0	0.0
2016	7	0	8	0	0	0	8	1.1
2017	12	0	335	0	0	0	335	27.9
2018 REDSHIRT	4	0	28	0	0	0	28	7.0
2019	1	0	0	0	0	0	0	0.0
TOTAL	24	0	371	0	0	0	371	15.5

TACKLES	g	ua	a	total	tfl	pd	ff	fr	blk	qbh
2015	0	0	0	0	0.0-0	0	0	0	0	0
2016	7	1	0	1	0.0-0	0	0	0	0	0
2017	12	1	0	1	0.0-0	0	0	0	0	0
2018 REDSHIRT	4	0	0	0	0.0-0	0	0	0	0	0
2019	1	0	0	0	0.0-0	0	0	0	0	0
TOTAL	24	2	0	2	0.0-0	0	0	0	0	0

FAIR'S CAREER HIGHS

Receptions: 7, at Texas (2017)

Receiving Yards: 104, at Texas (2017)

Receiving TDs: 1, at Oklahoma State (2017)

Longest Reception: 36, vs. Baylor (2017)

Longest TD Reception: 33, at Oklahoma State (2017)

100-yard Receiving Games: 1



DAVON FERGUSON

#7

Safety | 5-10 | 197 | RS | Sophomore

Baltimore, Md. | St. Vincent Pallotti HS // Hartnell College

FERGUSON'S KANSAS CAREER STATS

INTERCEPTIONS	g	no.	yards	td	long	avg/r	avg/g
2018	4	1	12	0	12	12.0	3.0
2019	7	0	0	0	0	0.0	0.0
TOTAL	11	1	12	0	12	12.0	1.1

ALL PURPOSE	g	rush	rcv	pr	kr	ir	total	avg/g
2018	4	0	0	0	0	12	12	3.0
2019	7	0	0	0	0	0	0	0.0
TOTAL	11	0	0	0	0	12	12	1.1

TACKLES	g	ua	a	total	tfl	pd	ff	fr	blk	qbh
2018	4	5	1	6	0.0-0	1	0	0	0	0
2019	7	13	9	22	1.0-23	0	0	0	0	0
TOTAL	11	18	10	28	1.0-23	1	0	0	0	0

FERGUSON'S SEASON HIGHS

Tackles: 5, vs. Oklahoma

Tackles-for-Loss: 1.0, vs. Oklahoma

FERGUSON'S KANSAS CAREER HIGHS

Tackles: 5, vs. Oklahoma (2019)

Interceptions: 1, at West Virginia (2018)

Interception Return Yards: 12, at West Virginia (2018)

Tackles-for-Loss: 1.0, vs. Oklahoma (2019)



DEANTE FORD

#27

Safety | 5-10 | 181 | 3L | Senior
Houston, Texas | Ridge Point HS

FORD'S CAREER STATS

TACKLES	g	ua	a	total	tfl	pd	ff	fr	blk	qbh
2015 REDSHIRT	0	0	0	0	0.0-0	0	0	0	0	0
2016	7	3	0	3	0.0-0	0	0	0	0	0
2017	12	11	6	17	1.0-3	1	0	0	0	0
2018	11	7	2	9	1.0-3	1	1	0	0	0
2019	7	6	2	8	1.0-1	0	0	0	0	0
TOTAL	37	27	10	37	3.0-7	2	1	0	0	0

FORD'S SEASON HIGHS

Tackles: 4, vs. TCU

Tackles-for-Loss: 1.0, vs. Oklahoma

FORD'S CAREER HIGHS

Tackles: 5, vs. Texas Tech (2017)

Tackles-for-Loss: 1.0, (2x), MR vs. Oklahoma (2019)



ANTIONE FRAZIER

#75

Offensive Line | 6-3 | 300 | 3L | Senior

Huffman, Texas | Hargrave HS

FRAZIER'S CAREER STATS

TACKLES	g	ua	a	total	tfl	pd	ff	fr	blk	qbh
2016	1	0	0	0	0.0-0	0	0	0	0	0
2017	11	0	0	0	0.0-0	0	0	0	0	0
2018	12	1	0	1	0.0-0	0	0	0	0	0
2019	0	0	0	0	0.0-0	0	0	0	0	0
TOTAL	24	1	0	1	0.0-0	0	0	0	0	0

FRAZIER'S CAREER HIGHS

Tackles: 1, vs. Iowa State (2018)



DONOVAN GAGEN

#92

Punter/Kicker | 5-11 | 185 | 1L | Junior

Belleville, Ill. | Althoff Catholic HS // Hutchinson CC

GAGEN'S KANSAS CAREER STATS

PUNTING	g	no.	yards	long	avg
2018	5	2	65	33	32.5
2019	6	1	42	42	42.0
TOTAL	11	3	107	42	35.7

GAGEN'S SEASON HIGHS

Punts: 1, (3x), MR at Boston College

Punt Yards: 42, at Boston College

Long Punt: 42, at Boston College

GAGEN'S KANSAS CAREER HIGHS

Punts: 1, (3x), MR at Boston College (2019)

Punt Yards: 42, at Boston College (2019)

Long Punt: 42, at Boston College (2019)



VELTON GARDNER

Running Back | 5-9 | 190 | HS | Freshman
Dallas, Texas | Skyline HS

#18

GARDNER'S CAREER STATS

<u>RUSHING</u>	<u>g</u>	<u>att</u>	<u>yards</u>	<u>td</u>	<u>long</u>	<u>avg/c</u>	<u>avg/g</u>			
2019	5	8	66	1	45	8.2	13.2			
TOTAL	5	8	66	1	45	8.2	13.2			
<u>TOTAL OFFENSE</u>	<u>g</u>	<u>rush</u>	<u>pass</u>	<u>total</u>	<u>avg/g</u>					
2019	5	66	0	66	13.2					
TOTAL	5	66	0	66	13.2					
<u>RECEIVING</u>	<u>g</u>	<u>rec</u>	<u>yards</u>	<u>td</u>	<u>long</u>	<u>rec/g</u>	<u>avg/c</u>	<u>avg/g</u>		
2019	5	6	24	0	11	1.2	4.0	4.8		
TOTAL	5	6	24	0	11	1.2	4.0	4.8		
<u>SCORING</u>	<u>g</u>	<u>td</u>	<u>rush</u>	<u>rcv</u>	<u>ret</u>	<u>pat</u>	<u>2pat</u>	<u>fg</u>	<u>total</u>	<u>avg/g</u>
2019	5	1	1	0	0	0	0	0	6	1.2
TOTAL	5	1	1	0	0	0	0	0	6	1.2
<u>ALL PURPOSE</u>	<u>g</u>	<u>rush</u>	<u>rcv</u>	<u>pr</u>	<u>kr</u>	<u>ir</u>	<u>total</u>	<u>avg/g</u>		
2019	5	66	24	0	0	0	90	18.0		
TOTAL	5	66	24	0	0	0	90	18.0		

GARDNER'S SEASON HIGHS

Rushes: 4, at TCU
Rushing Yards: 61, at TCU
Longest Rush: 45, at TCU
Rushing Touchdowns: 1, at TCU
Longest Rushing TD: 45, at TCU
Receptions: 2, (2x), MR at Texas
Receiving Yards: 11, at TCU
Longest Reception: 11, at TCU

GARDNER'S CAREER HIGHS

Rushes: 4, at TCU (2019)
Rushing Yards: 61, at TCU (2019)
Longest Rush: 45, at TCU (2019)
Rushing Touchdowns: 1, at TCU (2019)
Longest Rushing TD: 45, at TCU (2019)
Receptions: 2, (2x), MR at Texas (2019)
Receiving Yards: 11, at TCU (2019)
Longest Reception: 11, at TCU (2019)



HUDSON HALL

Fullback | 6-2 | 230 | 3L | Senior
Austin, Texas | Westlake HS

#49

HALL'S CAREER STATS

RUSHING	g	att	yards	td	long	avg/c	avg/g
2015	7	0	0	0	0	0.0	0.0
2016 REDSHIRT	0	0	0	0	0	0.0	0.0
2017	11	0	0	0	0	0.0	0.0
2018	8	0	0	0	0	0.0	0.0
2019	7	1	1	1	1	1.0	0.1
TOTAL	33	1	1	1	1	1.0	0.0

TOTAL OFFENSE	g	rush	pass	total	avg/g
2015	7	0	0	0	0.0
2016 REDSHIRT	0	0	0	0	0.0
2017	11	0	0	0	0.0
2018	8	0	0	0	0.0
2019	7	1	0	1	0.1
TOTAL	33	1	0	1	0.0

SCORING	g	td	rush	rcv	ret	pat	2pat	fg	total	avg/g
2015	7	0	0	0	0	0	0	0	0	0.0
2016 REDSHIRT	0	0	0	0	0	0	0	0	0	0.0
2017	11	0	0	0	0	0	0	0	0	0.0
2018	8	0	0	0	0	0	0	0	0	0.0
2019	7	1	1	0	0	0	0	0	6	0.9
TOTAL	33	1	1	0	0	0	0	0	6	0.2

KICK RETURNS	g	no.	yards	td	long	avg/r	avg/g
2015	7	0	0	0	0	0.0	0.0
2016 REDSHIRT	0	0	0	0	0	0.0	0.0
2017	11	0	0	0	0	0.0	0.0
2018	8	1	10	0	10	10.0	1.2
2019	7	0	0	0	0	0.0	0.0
TOTAL	33	1	10	0	10	10.0	0.3

ALL PURPOSE	g	rush	rcv	pr	kr	ir	total	avg/g
2015	7	0	0	0	0	0	0	0.0
2016 REDSHIRT	0	0	0	0	0	0	0	0.0
2017	11	0	0	0	0	0	0	0.0
2018	8	0	0	0	10	0	10	1.2
2019	7	1	0	0	0	0	1	0.1
TOTAL	33	1	0	0	10	0	11	0.3

TACKLES	g	ua	a	total	tfl	pd	ff	fr	blk	qbh
2015	7	0	1	1	0.0-0	0	0	0	0	0
2016 REDSHIRT	0	0	0	0	0.0-0	0	0	0	0	0
2017	11	0	0	0	0.0-0	0	0	0	0	0
2018	8	0	0	0	0.0-0	0	0	0	0	0
2019	7	0	0	0	0.0-0	0	0	0	0	0
TOTAL	33	0	1	1	0.0-0	0	0	0	0	0

HALL'S SEASON HIGHS

Rushes: 1, at Boston College
Rushing Yards: 1, at Boston College
Rushing Touchdowns: 1, at Boston College
Longest Rush TD: 1, at Boston College
Longest Rush: 1, at Boston College

HALL'S CAREER HIGHS

Tackles: 1, at Oklahoma State (2015)
Rushes: 1, at Boston College (2019)
Rushing Yards: 1, at Boston College (2019)
Rushing Touchdowns: 1, at Boston College (2019)
Longest Rush TD: 1, at Boston College (2019)
Longest Rush: 1, at Boston College (2019)



QUAN HAMPTON

#6

Wide Receiver | 5-8 | 178 | 1L | RS-Sophomore
Texarkana, Texas | Texas HS

HAMPTON'S CAREER STATS

RUSHING	g	att	yards	td	long	avg/c	avg/g
2017	6	2	8	0	13	4.0	1.3
2018 REDSHIRT	4	0	0	0	0	0.0	0.0
2019	2	0	0	0	0	0.0	0.0
TOTAL	12	2	8	0	13	4.0	0.7

TOTAL OFFENSE	g	rush	pass	total	avg/g
2017	6	8	0	8	1.3
2018 REDSHIRT	4	0	0	0	0.0
2019	2	0	0	0	0.0
TOTAL	12	8	0	8	0.7

RECEIVING	g	rec	yards	td	long	rec/g	avg/c	avg/g
2017	6	21	145	0	22	3.5	6.9	24.2
2018 REDSHIRT	4	5	59	0	24	1.2	11.8	14.8
2019	2	0	0	0	0	0.0	0.0	0.0
TOTAL	12	26	204	0	24	2.2	7.8	17.0

KICK RETURNS	g	no.	yards	td	long	avg/r	avg/g
2017	6	2	30	0	20	15.0	5.0
2018 REDSHIRT	4	0	0	0	0	0.0	0.0
2019	2	0	0	0	0	0.0	0.0
TOTAL	12	2	30	0	20	15.0	2.5

ALL PURPOSE	g	rush	rcv	pr	kr	ir	total	avg/g
2017	6	8	145	0	30	0	183	30.5
2018 REDSHIRT	4	0	59	0	0	0	59	14.8
2019	2	0	0	0	0	0	0	0.0
TOTAL	12	8	204	0	30	0	242	20.2

HAMPTON'S CAREER HIGHS

Receptions: 6, (2x), MR at Ohio (2017)
Receiving Yards: 67, vs. Central Michigan (2017)
Longest Reception: 24, vs. Nicholls (2018)
Kick Returns: 1, (2x), MR vs. Central Michigan (2017)
Kick Return Yards: 20, vs. SEMO (2017)
Long Kick Return: 20, vs. SEMO (2017)
All Purpose Yards: 90, vs. Central Michigan (2017)



CORIONE HARRIS

#2

Cornerback | 6-1 | 180 | 1L | Sophomore
New Orleans, La. | Landry-Walker HS

C. HARRIS' CAREER STATS

INTERCEPTIONS	g	no.	yards	td	long	avg/r	avg/g
2018	12	1	0	0	0	0.0	0.0
2019	7	0	0	0	0	0.0	0.0
TOTAL	19	1	0	0	0	0.0	0.0

ALL PURPOSE	g	rush	rcv	pr	kr	ir	total	avg/g
2018	12	0	0	0	0	0	0	0.0
2019	7	0	0	0	0	0	0	0.0
TOTAL	19	0	0	0	0	0	0	0.0

TACKLES	g	ua	a	total	tfl	pd	ff	fr	blk	qbh
2018	12	33	10	43	1.0-1	7	1	0	0	0
2019	7	12	3	15	0.0-0	2	0	0	0	0
TOTAL	19	45	13	58	1.0-1	9	1	0	0	0

C. HARRIS' SEASON HIGHS

Tackles: 4, vs. Oklahoma

C. HARRIS' CAREER HIGHS

Tackles: 7, at Texas Tech (2018)
Tackles-for-Loss: 1.0, vs. Nicholls (2018)
Pass Breakups: 2, at Baylor (2018)
Interceptions: 1, vs. Rutgers (2018)
Forced Fumbles: 1, at Texas Tech (2018)



MARCUS HARRIS

#50

Defensive End | 6-2 | 270 | HS | Freshman
Montgomery, Ala. | Park Crossing HS

M. HARRIS' CAREER STATS

TACKLES	g	ua	a	total	tfl	pd	ff	fr	blk	qbh
2019	1	0	1	1	0.0-0	0	0	0	0	0
TOTAL	1	0	1	1	0.0-0	0	0	0	0	0

M. HARRIS' SEASON HIGHS

Tackles: 1, vs. Indiana State

M. HARRIS' CAREER HIGHS

Tackles: 1, vs. Indiana State (2019)



ELMORE HEMPSTEAD JR.

#3

Cornerback | 5-11 | 180 | 1L | Sophomore
Smackover, Ark. | Smackover HS // Fort Scott CC

HEMPSTEAD'S KANSAS CAREER STATS

INTERCEPTIONS	g	no.	yards	td	long	avg/r	avg/g
2018	9	1	21	0	21	21.0	2.3
2019	7	0	0	0	0	0.0	0.0
TOTAL	16	1	21	0	21	21.0	1.3

ALL PURPOSE	g	rush	rcv	pr	kr	ir	total	avg/g
2018	9	0	0	0	0	21	21	2.3
2019	7	0	0	0	0	0	0	0.0
TOTAL	16	0	0	0	0	21	21	1.3

TACKLES	g	ua	a	total	tfl	pd	ff	fr	blk	qbh
2018	9	8	3	11	0.0-0	3	0	0	0	0
2019	7	3	1	4	0.0-0	3	0	0	0	0
TOTAL	16	11	4	15	0.0-0	6	0	0	0	0

HEMPSTEAD'S SEASON HIGHS

Tackles: 2, vs. Oklahoma
Pass Breakups: 1, (5x), MR vs. Oklahoma

HEMPSTEAD'S KANSAS CAREER HIGHS

Tackles: 3, at Texas Tech (2018)
Interceptions: 1, vs. Oklahoma State (2018)
Pass Breakups: 1, (5x), MR vs. Oklahoma (2019)



JAMAHL HORNE

#88

Wide Receiver | 5-10 | 186 | RS | Freshman
Montgomery, Ala. | Park Crossing HS

HORNE'S CAREER STATS

KICK RETURNS	g	no.	yards	td	long	avg/r	avg/g
2019	6	14	303	0	40	21.6	50.5
TOTAL	6	14	303	0	40	21.6	50.5

ALL PURPOSE	g	rush	rcv	pr	kr	ir	total	avg/g
2019	6	0	0	0	303	0	303	50.5
TOTAL	6	0	0	0	303	0	303	50.5

TACKLES	g	ua	a	total	tfl	pd	ff	fr	blk	qbh
2019	6	2	0	2	0.0-0	0	0	0	0	0
TOTAL	6	2	0	2	0.0-0	0	0	0	0	0

HORNE'S SEASON HIGHS

Kick Returns: 5, at Boston College
Kick Return Yards: 96, at Boston College
Long Kick Return: 40, at TCU
Tackles: 1, (2x), MR vs. Oklahoma

HORNE'S CAREER HIGHS

Kick Returns: 5, at Boston College (2019)
Kick Return Yards: 96, at Boston College (2019)
Long Kick Return: 40, at TCU (2019)
Tackles: 1, (2x), MR vs. Oklahoma (2019)



KYRON JOHNSON

HAWK | 6-1 | 230 | 2L | Junior
Arlington, Texas | Lamar HS

#15

JOHNSON'S CAREER STATS

TACKLES	g	ua	a	total	tfl	pd	ff	fr	blk	qbh
2017	12	12	5	17	0.5-0	0	1	0	0	0
2018	12	10	6	16	4.0-25	2	2	1	0	0
2019	7	21	17	38	3.5-8	0	0	0	0	2
TOTAL	31	43	28	71	8.0-33	2	3	1	0	2

SACKS	g	ua	a	total	yards
2017	12	0	0	0.0	0
2018	12	2	0	2.0	14
2019	7	0	0	0.0	0
TOTAL	31	2	0	2.0	14

JOHNSON'S SEASON HIGHS

Tackles: 9 vs. West Virginia
Tackles-for-Loss: 1.0, (3x), MR vs. West Virginia
Quarterback Hurries: 1, (2x), MR vs. Oklahoma

JOHNSON'S CAREER HIGHS

Tackles: 9 vs. West Virginia (2019)
Tackles-for-Loss: 1.0, (7x), MR vs. West Virginia (2019)
Forced Fumbles: 1, (2x), MR vs. Rutgers (2018)
Sacks: 1.0, vs. Nicholls (2018)
Pass Breakups: 1, vs. Rutgers (2018)
Quarterback Hurries: 1, (2x), MR vs. Oklahoma (2019)



ELIJAH JONES

Cornerback | 6-1 | 185 | RS | Junior
Cape Coral, Fla. | North Fort Myers HS // Ellsworth CC

#17

E. JONES' KANSAS CAREER STATS

TACKLES	g	ua	a	total	tfl	pd	ff	fr	blk	qbh
2018	3	2	0	2	0.0-0	1	0	0	0	0
2019	3	4	1	5	0.0-0	0	0	0	0	0
TOTAL	6	6	1	7	0.0-0	1	0	0	0	0

E. JONES' SEASON HIGHS

Tackles: 3, at TCU

E. JONES' KANSAS CAREER HIGHS

Tackles: 3, at TCU (2019)



LIAM JONES

Kicker | 5-10 | 180 | 2L | Junior
Choctaw, Okla. | Choctaw HS

#46

L. JONES' CAREER STATS

SCORING	g	td	rush	rcv	ret	pat	2pat	fg	total	avg/g
2017	12	0	0	0	0	0	0	0	0	0.0
2018	12	0	0	0	0	2	0	0	2	0.2
2019	7	0	0	0	0	18	0	6	36	5.1
TOTAL	31	0	0	0	0	20	0	6	38	1.2

FIELD GOALS	g	made	att	long	pct
2017	12	0	0	0	0.0
2018	12	0	0	0	0.0
2019	7	6	10	46	60.0
TOTAL	31	6	10	46	60.0

TACKLES	g	ua	a	total	tfl	pd	ff	fr	blk	qbh
2017	12	1	0	1	0.0-0	0	0	0	0	0
2018	12	2	0	2	0.0-0	0	0	0	0	0
2019	7	0	0	0	0.0-0	0	0	0	0	0
TOTAL	31	3	0	3	0.0-0	0	0	0	0	0

KICKOFFS	g	no.	yards	avg
2017	12	48	2828	58.9
2018	12	49	2809	57.3
2019	7	33	1975	59.8
TOTAL	31	130	7612	58.6

L. JONES' SEASON HIGHS

Made Field Goals: 2, (2x), MR at Texas
Longest FG Made: 46, at Texas

L. JONES' CAREER HIGHS

Made Field Goals: 2, (2x), MR at Texas (2019)
Longest FG Made: 46, at Texas (2019)
Tackles: 1, (3x), MR at Oklahoma (2018)



AZUR KAMARA

HAWK | 6-4 | 235 | 1L | Senior
Glendale, Ariz. | Central HS // Arizona Western College

#5

KAMARA'S KANSAS CAREER STATS

TACKLES	g	ua	a	total	tfl	pd	ff	fr	blk	qbh
2018	12	12	4	16	5.0-30	1	1	0	0	1
2019	7	16	15	31	5.0-26	0	0	0	0	2
TOTAL	19	28	19	47	10.0-56	1	1	0	0	3

SACKS	g	ua	a	total	yards
2018	12	1	0	1.0	16
2019	7	2	3	3.5	22
TOTAL	19	3	3	4.5	38

KAMARA'S SEASON HIGHS

Tackles: 7, at Texas
Tackles-for-Loss: 1.5, (2x), MR at Texas
Sacks: 1.0, (3x), MR vs. Oklahoma
Quarterback Hurries: 1, (2x), MR at Texas

KAMARA'S KANSAS CAREER HIGHS

Tackles: 7, at Texas (2019)
Tackles-for-Loss: 2.0, at Texas Tech (2018)
Sacks: 1.0, (3x), MR vs. Oklahoma (2019)
Pass Breakups: 1, vs. Rutgers (2018)
Quarterback Hurries: 1, (3x), MR at Texas (2019)
Fumbles: 1, at Texas Tech (2018)



HUNTER KAUFMAN

Wide Receiver | 5-11 | 187 | RS | Sophomore
Pratt, Kan. | Pratt HS // Ellsworth CC

#85

KAUFMAN'S CAREER STATS

TACKLES	g	ua	a	total	tfl	pd	ff	fr	blk	qbh
2017 REDSHIRT	0	0	0	0	0.0-0	0	0	0	0	0
2018	2	0	0	0	0.0-0	0	0	0	0	0
2019	5	2	0	2	0.0-0	0	0	0	0	0
TOTAL	7	2	0	2	0.0-0	0	0	0	0	0

KAUFMAN'S SEASON HIGHS

Tackles: 1, (2x), MR at Texas

KAUFMAN'S CAREER HIGHS

Tackles: 1, (2x), MR at Texas (2019)



MILES KENDRICK

#17

Quarterback | 5-10 | 205 | RS | Sophomore

Morgan Hill, Calif. | Valley Christian HS // College of San Mateo

KENDRICK'S KANSAS CAREER STATS

RUSHING	g	att	yards	td	long	avg/c	avg/g
2018 REDSHIRT	4	16	47	1	13	2.9	11.8
2019	0	0	0	0	0	0.0	0.0
TOTAL	4	16	47	1	13	2.9	11.8

PASSING	g	cmp-att-int	yards	td	long	pct	avg/p	avg/g	effic
2018 REDSHIRT	4	11-19-0	100	1	25	57.9	5.3	25.0	119.5
2019	0	0-0-0	0	0	0	0.0	0.0	0.0	0.0
TOTAL	4	11-19-0	100	1	25	57.9	5.3	25.0	119.5

TOTAL OFFENSE	g	rush	pass	total	avg/g
2018 REDSHIRT	4	47	100	147	36.8
2019	0	0	0	0	0.0
TOTAL	4	47	100	147	36.8

SCORING	g	td	rush	rcv	ret	pat	2pat	fg	total	avg/g
2018 REDSHIRT	4	1	1	0	0	0	0	0	6	1.5
2019	0	0	0	0	0	0	0	0	0	0.0
TOTAL	4	1	1	0	0	0	0	0	6	1.5

KENDRICK'S KANSAS CAREER HIGHS

Completions: 6, vs. Rutgers (2018)

Attempts: 11, vs. Rutgers (2018)

Passing Yards: 66, vs. Rutgers (2018)

Longest Pass: 25, vs. Rutgers (2018)

Passing TDs: 1, vs. Rutgers (2018)

Longest Passing TD: 6, vs. Rutgers (2018)

Rushes: 6, vs. Rutgers (2018)

Rushing Yards: 28, vs. Rutgers (2018)

Longest Rush: 13, vs. Nicholls (2018)

Rushing TDs: 1, vs. Rutgers (2018)

Longest Rushing TD: 8, vs. Rutgers (2018)



LOGAN KLUSMAN

#67

Long Snapper | 6-1 | 235 | RS | RS-Junior

Lafayette, La. | St. Thomas More HS

KLUSMAN'S CAREER STATS

TACKLES	g	ua	a	total	tfl	pd	ff	fr	blk	qbh
2015	0	0	0	0	0.0-0	0	0	0	0	0
2016	9	0	1	1	0.0-0	0	0	0	0	0
2017	8	1	0	1	0.0-0	0	0	0	0	0
2018 REDSHIRT	0	0	0	0	0.0-0	0	0	0	0	0
2019	7	0	0	0	0.0-0	0	0	0	0	0
TOTAL	24	1	1	2	0.0-0	0	0	0	0	0

KLUSMAN'S SEASON HIGHS

KLUSMAN'S CAREER HIGHS

Tackles: 1, (2x), MR at Iowa State (2017)



KWAMIE LASSITER II

#8

Wide Receiver | 6-0 | 175 | 2L | Junior

Chandler, Ariz. | Hamilton HS

LASSITER'S CAREER STATS

RUSHING	g	att	yards	td	long	avg/c	avg/g
2017	5	1	-6	0	0	-6.0	-1.2
2018	11	0	0	0	0	0.0	0.0
2019	7	0	0	0	0	0.0	0.0
TOTAL	23	1	-6	0	0	-6.0	-0.3

TOTAL OFFENSE	g	rush	pass	total	avg/g
2017	5	-6	0	-6	-1.2
2018	11	0	0	0	0.0
2019	7	0	0	0	0.0
TOTAL	23	-6	0	-6	-0.3

RECEIVING	g	rec	yards	td	long	rec/g	avg/c	avg/g
2017	5	0	0	0	0	0.0	0.0	0.0
2018	11	12	87	1	20	1.1	7.2	7.9
2019	7	14	173	1	36	2.0	12.4	24.7
TOTAL	23	26	260	2	36	1.1	10.0	11.3

SCORING	g	td	rush	rcv	ret	pat	2pat	fg	total	avg/g
2017	5	0	0	0	0	0	0	0	0	0.0
2018	11	1	0	1	0	0	1	0	8	0.7
2019	7	1	0	1	0	0	0	0	6	0.9
TOTAL	23	2	0	2	0	0	1	0	14	0.6

PUNT RETURNS	g	no.	yards	td	long	avg/r	avg/g
2017	5	0	0	0	0	0.0	0.0
2018	11	14	79	0	21	5.6	7.2
2019	7	3	18	0	11	6.0	2.6
TOTAL	23	17	97	0	21	5.7	4.2

ALL PURPOSE	g	rush	rcv	pr	kr	ir	total	avg/g
2017	5	-6	0	0	0	0	-6	-1.2
2018	11	0	87	79	0	0	166	15.1
2019	7	0	173	18	0	0	191	27.3
TOTAL	23	-6	260	97	0	0	351	15.3

TACKLES	g	ua	a	total	tfl	pd	ff	fr	blk	qbh
2017	5	0	0	0	0.0-0	0	0	0	0	0
2018	11	0	0	0	0.0-0	0	0	0	0	0
2019	7	1	0	1	0.0-0	0	0	0	0	0
TOTAL	23	1	0	1	0.0-0	0	0	0	0	0

LASSITER'S SEASON HIGHS

Punt Returns: 2, vs. Coastal Carolina

Punt Return Yards: 11, vs. Indiana State

Long Punt Return: 11, vs. Indiana State

Receptions: 5, (2x), MR at Texas

Receiving Yards: 67, at Boston College

Longest Reception: 36, at Texas

Receiving Touchdowns: 1, vs. West Virginia

Tackles: 1, at Texas

LASSITER'S CAREER HIGHS

Punt Returns: 3, (2x), MR vs. Texas (2018)

Punt Return Yards: 26, vs. Nicholls (2018)

Long Punt Return: 21, vs. Nicholls (2018)

Rushes: 1, vs. Oklahoma (2017)

Receptions: 5, (2x), MR at Texas (2019)

Receiving Yards: 67, at Boston College (2019)

Longest Reception: 36, at Texas (2019)

Tackles: 1, at Texas (2019)



MALCOLM LEE

#99

Defensive Line | 6-5 | 285 | TR | Sophomore

Omaha, Neb. | Bellevue West HS

MA. LEE'S CAREER STATS

TACKLES	g	ua	a	total	tfl	pd	ff	fr	blk	qbh
2019	5	7	4	11	1.0-4	0	0	0	0	1
TOTAL	5	7	4	11	1.0-4	0	0	0	0	1

SACKS	g	ua	a	total	yards
2019	5	0	1	0.5	3
TOTAL	5	0	1	0.5	3

MA. LEE'S SEASON HIGHS

Tackles: 5, vs. Coastal Carolina

Tackles-for-Loss: 0.5, (2x), MR at Boston College

Sacks: 0.5, at Boston College

MA. LEE'S CAREER HIGHS

Tackles: 5, vs. Coastal Carolina (2019)

Tackles-for-Loss: 0.5, (2x), MR at Boston College (2019)

Sacks: 0.5, at Boston College (2019)



MIKE LEE

#11

Safety | 5-11 | 175 | 3L | Senior

New Orleans, La. | Landry-Walker HS

MI. LEE'S CAREER STATS

SCORING	g	td	rush	rcv	ret	pat	2pat	fg	total	avg/g
2016	11	0	0	0	0	0	0	0	0	0.0
2017	10	0	0	0	0	0	0	0	0	0.0
2018	11	1	0	0	1	0	0	0	6	0.5
2019	7	0	0	0	0	0	0	0	0	0.0
TOTAL	39	1	0	0	1	0	0	0	6	0.2

INTERCEPTIONS	g	no.	yards	td	long	avg/r	avg/g
2016	11	1	35	0	35	35.0	3.2
2017	10	2	2	0	2	1.0	0.2
2018	11	1	31	1	31	31.0	2.8
2019	7	0	0	0	0	0.0	0.0
TOTAL	39	4	68	1	35	17.0	1.7

ALL PURPOSE	g	rush	rcv	pr	kr	ir	total	avg/g
2016	11	0	0	0	0	35	35	3.2
2017	10	0	0	0	0	2	2	0.2
2018	11	0	0	0	0	31	31	2.8
2019	7	0	0	0	0	0	0	0.0
TOTAL	39	0	0	0	0	68	68	1.7

TACKLES	g	ua	a	total	tfl	pd	ff	fr	blk	qbh
2016	11	70	7	77	1.5-1	4	2	0	0	0
2017	10	58	12	70	2.0-3	3	0	0	0	0
2018	11	49	19	68	0.0-0	1	3	1	0	1
2019	7	28	9	37	0.5-1	2	1	0	0	0
TOTAL	39	205	47	252	4.0-5	10	6	1	0	1

MI. LEE'S SEASON HIGHS

Tackles: 9, vs. West Virginia

Tackles-for-Loss: 0.5, at TCU

Forced Fumbles: 1, at Texas

Pass Breakups: 1, (10x), MR vs. Oklahoma

MI. LEE'S CAREER HIGHS

Tackles: 12, (2x), MR vs. Texas (2016)

Tackles-for-Loss: 1.0, (3x), MR vs. K-State (2017)

Forced Fumbles: 1, (6x), MR at Texas (2019)

Interceptions: 1, (4x), MR vs. Rutgers (2018)

Longest INT Return: 35, vs. Texas (2016)

Pass Breakups: 1, (10x), MR vs. Oklahoma (2019)



REUBEN LEWIS

#55

Defensive Line | 6-4 | 325 | RS | RS-Junior

Apopka, Fla. | Apopka HS // Coffeyville Community College

LEWIS' CAREER STATS

TACKLES	g	ua	a	total	tfl	pd	ff	fr	blk	qbh
2018	1	0	0	0	0.0-0	0	0	0	0	0
2019	1	1	0	1	0.0-0	0	0	0	0	0
TOTAL	2	1	0	1	0.0-0	0	0	0	0	0

LEWIS' SEASON HIGHS

Tackles: 1, at Boston College

LEWIS' KANSAS CAREER HIGHS

Tackles: 1, at Boston College (2019)



TORRY LOCKLIN

#12

Quarterback | 6-2 | 210 | HS | Freshman

Rockdale, Texas | Rockdale HS

LOCKLIN'S CAREER STATS

RUSHING	g	att	yards	td	long	avg/c	avg/g
2019	1	2	2	0	1	1.0	2.0
TOTAL	1	2	2	0	1	1.0	2.0

TOTAL OFFENSE	g	rush	pass	total	avg/g
2019	1	2	0	2	2.0
TOTAL	1	2	0	2	2.0

ALL PURPOSE	g	rush	rcv	pr	kr	ir	total	avg/g
2019	1	2	0	0	0	0	2	2.0
TOTAL	1	2	0	0	0	0	2	2.0

LOCKLIN'S SEASON HIGHS

Rushes: 2, at Texas

Rushing Yards: 2, at Texas

Long Rush: 1, at Texas

LOCKLIN'S CAREER HIGHS

Rushes: 2, at Texas (2019)

Rushing Yards: 2, at Texas (2019)

Long Rush: 1, at Texas (2019)



KENNY LOGAN JR.

#23

Cornerback | 6-0 | 195 | HS | Freshman

St. Augustine, Fla. | Menendez HS

LOGAN'S CAREER STATS

PUNT RETURNS	g	no.	yards	td	long	avg/r	avg/g
2019	7	1	14	0	14	14.0	2.0
TOTAL	7	1	14	0	14	14.0	2.0

KICK RETURNS	g	no.	yards	td	long	avg/r	avg/g
2019	7	5	80	0	24	16.0	11.4
TOTAL	7	5	80	0	24	16.0	11.4

ALL PURPOSE	g	rush	rcv	pr	kr	ir	total	avg/g
2019	7	0	0	14	80	0	94	13.4
TOTAL	7	0	0	14	80	0	94	13.4

LOGAN'S SEASON HIGHS

Tackles: 3, at Boston College

Kick Returns: 3, at TCU

Kick Return Yards: 40, at TCU

Long Kick Return: 16, (2x), MR at TCU

Punt Returns: 1, at Texas

Punt Return Yards: 14, at Texas

Long Punt Return: 14, at Texas

LOGAN'S CAREER HIGHS

Tackles: 3, at Boston College (2019)

Kick Returns: 3, at TCU (2019)

Kick Return Yards: 40, at TCU (2019)

Long Kick Return: 16, (2x), MR at TCU (2019)

Punt Returns: 1, at Texas (2019)

Punt Return Yards: 14, at Texas (2019)

Long Punt Return: 14, at Texas (2019)



JACK LUAVASA

#87

Tight End | 6-3 | 250 | 1L | Junior

San Francisco, Calif. | Riordan HS // Snow College

LUAVASA'S CAREER STATS

RECEIVING	g	rec	yards	td	long	rec/g	avg/c	avg/g
2018	12	0	0	0	0	0.0	0.0	0.0
2019	7	3	32	1	19	0.4	10.7	4.6
TOTAL	19	3	32	1	19	0.2	10.7	1.7

LUAVASA'S SEASON HIGHS

Two-Point Conversions: 1, vs. Indiana State

Receptions: 1, (3x), MR at Texas

Receiving Yards: 19, at Boston College

Longest Reception: 19, at Boston College

LUAVASA'S CAREER HIGHS

Two-Point Conversions: 1, vs. Indiana State (2019)

Receptions: 1, (3x), MR at Texas (2019)

Receiving Yards: 19, at Boston College (2019)

Longest Reception: 19, at Boston College (2019)



RYAN MALBROUGH

#39

Safety | 6-1 | 196 | RS | Freshman

Cecilia, La. | Cecilia HS

MALBROUGH'S CAREER STATS

RUSHING	g	att	yards	td	long	avg/c	avg/g
2018 REDSHIRT	1	3	10	0	5	3.3	10.0
2019	3	0	0	0	0	0.0	0.0
TOTAL	4	3	10	0	5	3.3	2.5

TOTAL OFFENSE

	g	rush	pass	total	avg/g
2018 REDSHIRT	1	10	0	10	10.0
2019	3	0	0	0	0.0
TOTAL	4	10	0	10	2.5

ALL PURPOSE

	g	rush	rcv	pr	kr	ir	total	avg/g
2018 REDSHIRT	1	10	0	0	0	0	10	10.0
2019	3	0	0	0	0	0	0	0.0
TOTAL	4	10	0	0	0	0	10	2.5

TACKLES	g	ua	a	total	tfl	pd	ff	fr	blk	qbh
2018 REDSHIRT	1	0	0	0	0.0-0	0	0	0	0	0
2019	3	1	0	1	0.0-0	0	0	0	0	0
TOTAL	4	1	0	1	0.0-0	0	0	0	0	0

MALBROUGH'S SEASON HIGHS

Tackles: 1, at TCU

MALBROUGH'S CAREER HIGHS

Rushes: 3, vs. Rutgers (2018)

Rushing Yards: 10, vs. Rutgers (2018)

Longest Rush: 5, vs. Rutgers (2018)

Tackles: 1, at TCU (2019)



KYLE MAYBERRY

#8

Cornerback | 5-10 | 180 | 2L | RS-Junior

Tulsa, Okla. | Booker T. Washington HS

MAYBERRY'S CAREER STATS

TACKLES	g	ua	a	total	tfl	pd	ff	fr	blk	qbh
2016	8	2	0	2	0.0-0	1	0	0	0	0
2017	12	24	6	30	1.5-3	3	0	0	0	0
2018 REDSHIRT	3	2	1	3	0.0-0	1	0	0	0	0
2019	7	17	5	22	0.0-0	3	0	0	0	0
TOTAL	30	45	12	57	1.5-3	8	0	0	0	0

MAYBERRY'S SEASON HIGHS

Tackles: 6, vs. Indiana State

Pass Breakups: 2, at Boston College

MAYBERRY'S CAREER HIGHS

Tackles: 8, at Oklahoma State (2017)

Pass Breakups: 2, at Boston College (2019)

Tackles-for-Loss: 1.5, at Texas (2017)



WILLIE MCCALEB

#44

Defensive End | 6-2 | 240 | 1L | Senior

Grenada, Miss. | Grenada HS // Northwest Mississippi CC

MCCALEB'S KANSAS CAREER STATS

TACKLES	g	ua	a	total	tfl	pd	ff	fr	blk	qbh
2017 REDSHIRT	0	0	0	0	0.0-0	0	0	0	0	0
2018	8	3	0	3	0.0-0	0	0	1	0	0
2019	7	0	3	3	0.0-0	0	0	0	0	0
TOTAL	15	3	3	6	0.0-0	0	0	1	0	0

MCCALEB'S SEASON HIGHS

Tackles: 2, at Boston College

MCCALEB'S KANSAS CAREER HIGHS

Tackles: 2, at Boston College (2019)

Fumble Recoveries: 1, vs. Rutgers (2018)



JEREMIAH MCCULLOUGH

#12

Safety | 6-0 | 190 | 1L | Senior

Baltimore, Md. | Mount St. Joseph HS // Hartnell College

MCCULLOUGH'S KANSAS CAREER STATS

INTERCEPTIONS	g	no.	yards	td	long	avg/r	avg/g
2018	10	1	1	0	1	1.0	0.1
2019	7	1	13	0	13	13.0	1.9
TOTAL	17	2	14	0	13	7.0	0.8

ALL PURPOSE

	g	rush	rcv	pr	kr	ir	total	avg/g
2018	10	0	0	0	0	1	1	0.1
2019	7	0	0	0	0	13	13	1.9
TOTAL	17	0	0	0	0	14	14	0.8

TACKLES	g	ua	a	total	tfl	pd	ff	fr	blk	qbh
2018	10	14	9	23	0.0-0	1	0	0	0	0
2019	7	14	7	21	0.0-0	5	0	0	0	0
TOTAL	17	28	16	44	0.0-0	6	0	0	0	0

MCCULLOUGH'S SEASON HIGHS

Tackles: 6, vs. Oklahoma

Interceptions: 1, vs. Indiana State

Interception Return Yards: 13 vs. Indiana State

Pass Breakups: 2, (2x), MR vs. West Virginia

MCCULLOUGH'S KANSAS CAREER HIGHS

Tackles: 8, at West Virginia (2018)

Interceptions: 1, (2x) MR vs. Indiana State (2019)

Interception Return Yards: 13 vs. Indiana State (2019)

Pass Breakups: 2, (2x), MR vs. West Virginia (2019)



CODY MCNERNEY

#26

Linebacker | 6-1 | 213 | RS | RS-Freshman

Wichita, Kan. | Wichita Collegiate HS

MCNERNEY'S CAREER STATS

TACKLES	g	ua	a	total	tfl	pd	ff	fr	blk	qbh
2018 REDSHIRT	0	0	0	0	0.0-0	0	0	0	0	0
2019	7	1	0	1	0.0-0	0	0	0	0	0
TOTAL	7	1	0	1	0.0-0	0	0	0	0	0

MCNERNEY'S SEASON HIGHS

Tackles: 1, vs. Coastal Carolina

MCNERNEY'S CAREER HIGHS

Tackles: 1, vs. Coastal Carolina (2019)



KAMERON MCQUEEN

#81

Wide Receiver | 6-0 | 195 | 2L | Junior

Tulsa, Okla. | Union HS

MCQUEEN'S KANSAS CAREER STATS

TACKLES	g	ua	a	total	tfl	pd	ff	fr	blk	qbh
2016 REDSHIRT	0	0	0	0	0.0-0	0	0	0	0	0
2017	6	0	0	0	0.0-0	0	0	0	0	0
2018	2	0	0	0	0.0-0	0	0	0	0	0
2019	4	1	0	1	0.0-0	0	0	0	0	0
TOTAL	12	1	0	1	0.0-0	0	0	0	0	0

MCQUEEN'S SEASON HIGHS

Tackles: 1, vs. West Virginia

MCQUEEN'S CAREER HIGHS

Tackles: 1, vs. West Virginia (2019)



BEN MILES

#29

Fullback | 6-1 | 242 | TR | Sophomore

Baton Rouge, La. | Catholic HS // Texas A&M

B. MILES' KANSAS CAREER STATS

RECEIVING	g	rec	yards	td	long	rec/g	avg/c	avg/g
2019	7	1	2	0	2	0.1	2.0	0.3
TOTAL	7	1	2	0	2	0.1	2.0	0.3

KICK RETURNS	g	no.	yards	td	long	avg/r	avg/g
2019	7	1	12	0	12	12.0	1.7
TOTAL	7	1	12	0	12	12.0	1.7

ALL PURPOSE	g	rush	rcv	pr	kr	ir	total	avg/g
2019	7	0	2	0	12	0	14	2.0
TOTAL	7	0	2	0	12	0	14	2.0

TACKLES	g	ua	a	total	tfl	pd	ff	fr	blk	qbh
2019	7	1	0	1	0.0-0	0	0	0	0	0
TOTAL	7	1	0	1	0.0-0	0	0	0	0	0

B. MILES' SEASON HIGHS

Receptions: 1, at Texas

Receiving Yards: 2, at Texas

Long Reception: 2, at Texas

Kick Returns: 1, vs. Coastal Carolina

Kick Return Yards: 12, vs. Coastal Carolina

Tackles: 1, at TCU

B. MILES' KANSAS CAREER HIGHS

Receptions: 1, at Texas (2019)

Receiving Yards: 2, at Texas (2019)

Long Reception: 2, at Texas (2019)

Kick Returns: 1, vs. Coastal Carolina (2019)

Kick Return Yards: 12, vs. Coastal Carolina (2019)

Tackles: 1, at TCU (2019)



DARRIUS MORAGNE

#97

Defensive End | 6-7 | 294 | 1L | Senior

Holland, Mich. | Riley [Ind.] HS // Arizona Western College

MORAGNE'S KANSAS CAREER STATS

TACKLES	g	ua	a	total	tfl	pd	ff	fr	blk	qbh
2018	12	5	1	6	1.0-3	0	0	0	0	0
2019	7	14	7	21	2.5-13	0	0	0	0	2
TOTAL	19	19	8	27	3.5-16	0	0	0	0	2

SACKS	g	ua	a	total	yards
2018	12	0	0	0.0	0
2019	7	2	1	2.5	13
TOTAL	19	2	1	2.5	13

MORAGNE'S SEASON HIGHS

Tackles: 7, vs. Indiana State

Tackles-for-Loss: 1.0, (2x), MR vs. Coastal Carolina

Sacks: 1.0, (2x), MR vs. Coastal Carolina

Quarterback Hurry: 1, at TCU

MORAGNE'S KANSAS CAREER HIGHS

Tackles: 7, vs. Indiana State (2019)

Tackles-for-Loss: 1.0, (3x), MR vs. Coastal Carolina (2019)

Sacks: 1.0, vs. Indiana State (2019)

Quarterback Hurry: 1, at TCU (2019)



ANDREW PARCHMENT

#4

Wide Receiver | 6-2 | 180 | JC | Junior

Fort Lauderdale, Fla. | Cypress Bay HS // Northern Illinois // Iowa Central CC

PARCHMENT'S KANSAS CAREER STATS

RUSHING	g	att	yards	td	long	avg/c	avg/g
2019	7	1	0	0	0	0.0	0.0
TOTAL	7	1	0	0	0	0.0	0.0

TOTAL OFFENSE	g	rush	pass	total	avg/g
2019	7	0	0	0	0.0
TOTAL	7	0	0	0	0.0

RECEIVING	g	rec	yards	td	long	rec/g	avg/c	avg/g
2019	7	35	505	5	75	5.0	14.4	72.1
TOTAL	7	35	505	5	75	5.0	14.4	72.1

SCORING	g	td	rush	rcv	ret	pat	2pat	fg	total	avg/g
2019	7	5	0	5	0	0	0	0	30	4.3
TOTAL	7	5	0	5	0	0	0	0	30	4.3

ALL PURPOSE	g	rush	rcv	pr	kr	ir	total	avg/g
2019	7	0	505	0	0	0	505	72.1
TOTAL	7	0	505	0	0	0	505	72.1

TACKLES	g	ua	a	total	tfl	pd	ff	fr	blk	qbh
2019	7	2	0	2	0.0-0	0	0	0	0	0
TOTAL	7	2	0	2	0.0-0	0	0	0	0	0

PARCHMENT'S SEASON HIGHS

Receptions: 8, (2x), MR at Boston College

Receiving Yards: 132, vs. West Virginia

Long Reception: 75, vs. West Virginia

Receiving Touchdowns: 2, vs. West Virginia

Rushes: 1, vs. Coastal Carolina

Tackles: 2, vs. Coastal Carolina

100 Yard Games: 3, MR vs. West Virginia

PARCHMENT'S KANSAS CAREER HIGHS

Receptions: 8, (2x), MR at Boston College (2019)

Receiving Yards: 132, vs. West Virginia (2019)

Long Reception: 75, vs. West Virginia (2019)

Receiving Touchdowns: 2, vs. West Virginia (2019)

Rushes: 1, vs. Coastal Carolina (2019)

Tackles: 2, vs. Coastal Carolina (2019)

100 Yard Games: 3, MR vs. West Virginia (2019)



STEVEN PARKER

#14

Linebacker | 6-4 | 224 | HS | Freshman

Dallas, Texas | South Oak Cliff HS

PARKER'S CAREER STATS

TACKLES	g	ua	a	total	tfl	pd	ff	fr	blk	qbh
2019	3	1	1	2	0.0-0	0	0	0	0	1
TOTAL	3	1	1	2	0.0-0	0	0	0	0	1

PARKER'S SEASON HIGHS

Tackles: 1, (2x), MR vs. Oklahoma

Quarterback Hurries: 1, vs. Oklahoma

PARKER'S CAREER HIGHS

Tackles: 1, (2x), MR vs. Oklahoma (2019)

Quarterback Hurries: 1, vs. Oklahoma (2019)



GAVIN POTTER

#19

Linebacker | 6-2 | 215 | HS | Freshman

Broken Arrow, Okla. | Broken Arrow HS

POTTER'S CAREER STATS

TACKLES	g	ua	a	total	tfl	pd	ff	fr	blk	qbh
2019	7	20	8	28	3.5-17	0	0	0	0	2
TOTAL	7	20	8	28	3.5-17	0	0	0	0	2

SACKS	g	ua	a	total	yards
2019	7	1	1	1.5	14
TOTAL	7	1	1	1.5	14

POTTER'S SEASON HIGHS

Tackles: 11, at TCU

Tackles-for-Loss: 2.5, at Texas

Quarterback Hurries: 1, (2x), MR at Texas

Sacks: 1.5, at Texas

POTTER'S CAREER HIGHS

Tackles: 11, at TCU (2019)

Tackles-for-Loss: 2.5, at Texas (2019)

Quarterback Hurries: 1, (2x), MR at Texas (2019)

Sacks: 1.5, at Texas (2019)



DRU PROX

Linebacker | 6-1 | 215 | 2L | Junior

Kaufman, Texas | Kaufman HS

#40

PROX'S CAREER STATS

TACKLES	g	ua	a	total	tfl	pd	ff	fr	blk	qbh
2016 REDSHIRT	0	0	0	0	0.0-0	0	0	0	0	0
2017	7	7	5	12	0.5-1	0	0	0	0	0
2018	12	3	1	4	0.0-0	0	0	0	0	0
2019	4	30	9	39	2.5-22	1	1	0	0	0
TOTAL	23	40	15	55	3.0-23	1	1	0	0	0

SACKS	g	ua	a	total	yards
2016 REDSHIRT	0	0	0	0.0	0
2017	7	0	0	0.0	0
2018	12	0	0	0.0	0
2019	4	2	0	2.0	22
TOTAL	23	2	0	2.0	22

PROX'S SEASON HIGHS

Tackles: 11, vs. Coastal Carolina

Tackles-for-Loss: 1.0, (2x), MR vs. West Virginia

Sacks: 1.0, (2x), MR vs. West Virginia

Forced Fumbles: 1, at Boston College

PROX'S CAREER HIGHS

Tackles: 11, vs. Coastal Carolina (2019)

Tackles-for-Loss: 1.0, (2x), MR vs. West Virginia (2019)

Sacks: 1.0, (2x), MR vs. West Virginia (2019)

Forced Fumbles: 1, at Boston College (2019)



SHAQUILLE RICHMOND

Safety | 6-0 | 202 | 3L | Senior

Oklahoma City, Okla. | Mansfield Timberview [Texas] HS

#4

RICHMOND'S CAREER STATS

TACKLES	g	ua	a	total	tfl	pd	ff	fr	blk	qbh
2015 REDSHIRT	0	0	0	0	0.0-0	0	0	0	0	0
2016	7	5	3	8	1.0-1	0	0	0	0	0
2017	6	16	3	19	2.0-7	1	0	0	0	0
2018	1	0	1	1	0.0-0	0	0	0	0	0
2019	3	0	0	0	0.0-0	0	0	0	0	0
TOTAL	17	21	7	28	3.0-8	1	0	0	0	0

RICHMOND'S SEASON HIGHS

RICHMOND'S CAREER HIGHS

Tackles: 6, vs. Oklahoma (2017)

Tackles-for-Loss: 1, (3x), MR at TCU (2017)



STEPHON ROBINSON JR.

Wide Receiver | 5-10 | 180 | 1L | Junior

Los Angeles, Calif. | Narbonne HS // El Camino JC

#5

ROBINSON'S KANSAS CAREER STATS

RUSHING	g	att	yards	td	long	avg/c	avg/g
2018	12	0	0	0	0	0.0	0.0
2019	7	2	2	0	2	1.0	0.3
TOTAL	19	2	2	0	2	1.0	0.1

TOTAL OFFENSE	g	rush	pass	total	avg/g
2018	12	0	0	0	0.0
2019	7	2	0	2	0.3
TOTAL	19	2	0	2	0.1

RECEIVING	g	rec	yards	td	long	rec/g	avg/c	avg/g
2018	12	28	330	1	34	2.3	11.8	27.5
2019	7	24	336	4	39	3.4	14.0	48.0
TOTAL	19	52	666	5	39	2.7	12.8	35.1

SCORING	g	td	rush	rcv	ret	pat	2pat	fg	total	avg/g
2018	12	1	0	1	0	0	0	0	6	0.5
2019	7	4	0	4	0	0	0	0	24	3.4
TOTAL	19	5	0	5	0	0	0	0	30	1.6

KICK RETURNS	g	no.	yards	td	long	avg/r	avg/g
2018	12	0	0	0	0	0.0	0.0
2019	7	2	46	0	25	23.0	6.6
TOTAL	19	2	46	0	25	23.0	2.4

ALL PURPOSE	g	rush	rcv	pr	kr	ir	total	avg/g
2018	12	0	330	0	0	0	330	27.5
2019	7	2	336	0	46	0	384	54.9
TOTAL	19	2	666	0	46	0	714	37.6

ROBINSON'S SEASON HIGHS

Receptions: 7, at Texas

Receiving Yards: 131, vs. Oklahoma

Long Reception: 39, vs. Oklahoma

Receiving Touchdowns: 2, (2x), MR at Texas

Rushes: 2, at Texas

Rushing Yards: 2, at Texas

Longest Rush: 2, at Texas

100 Yard Games: 1, at Texas

ROBINSON'S KANSAS CAREER HIGHS

Receptions: 7, at Texas (2019)

Receiving Yards: 131, vs. Oklahoma (2019)

Long Reception: 39, vs. Oklahoma (2019)

Receiving Touchdowns: 2, (2x), MR at Texas (2019)

Rushes: 2, at Texas (2019)

Rushing Yards: 2, at Texas (2019)

Longest Rush: 2, at Texas (2019)

Punt Blocks: 1, vs. Nicholls (2018)

100 Yard Games: 1, at Texas (2019)



COOPER ROOT

Linebacker | 6-3 | 236 | 1L | Sophomore

Wichita, Kan. | Wichita Collegiate HS

#30

ROOT'S CAREER STATS

TACKLES	g	ua	a	total	tfl	pd	ff	fr	blk	qbh
2017 REDSHIRT	0	0	0	0	0.0-0	0	0	0	0	0
2018	0	0	0	0	0.0-0	0	0	0	0	0
2019	4	1	1	2	0.0-0	0	0	0	0	0
TOTAL	4	1	1	2	0.0-0	0	0	0	0	0

ROOT'S SEASON HIGHS

Tackles: 2, vs. West Virginia

ROOT'S CAREER HIGHS

Tackles: 2, vs. West Virginia (2019)



CALEB SAMPSON

#98

Defensive Tackle | 6-3 | 280 | TR | Sophomore

Saint Rose, La. | Northlake Christian HS // Coahoma CC

SAMPSON'S KANSAS CAREER STATS

TACKLES	g	ua	a	total	tfl	pd	ff	fr	blk	qbh
2019	7	5	3	8	2.0-18	2	0	0	0	0
TOTAL	7	5	3	8	2.0-18	2	0	0	0	0

SACKS	g	ua	a	total	yards
2019	7	2	0	2.0	18
TOTAL	7	2	0	2.0	18

SAMPSON'S SEASON HIGHS

Tackles: 4, at Texas

Tackles-for-Loss: 1.0, (2x), MR at TCU

Sacks: 1.0, (2x), MR at TCU

Pass Breakups: 1, at Texas

SAMPSON'S KANSAS CAREER HIGHS

Tackles: 4, at Texas (2019)

Tackles-for-Loss: 1.0, (2x), MR at TCU (2019)

Sacks: 1.0, (2x), MR at TCU (2019)

Pass Breakups: 1, at Texas (2019)



JAMES SOSINSKI

#82

Tight End | 6-7 | 260 | 2L | Senior

Chandler, Ariz. | Hamilton HS // South Mountain CC

SOSINSKI'S KANSAS CAREER STATS

RECEIVING	g	rec	yards	td	long	rec/g	avg/c	avg/g
2017 REDSHIRT	0	0	0	0	0	0.0	0.0	0.0
2018	4	0	0	0	0	0.0	0.0	0.0
2019	5	6	67	1	20	1.2	11.2	13.4
TOTAL	9	6	67	1	20	0.7	11.2	7.4

SCORING	g	td	rush	rcv	ret	pat	2pat	fg	total	avg/g
2017 REDSHIRT	0	0	0	0	0	0	0	0	0	0.0
2018	4	0	0	0	0	0	0	0	0	0.0
2019	5	1	0	1	0	0	0	0	6	1.2
TOTAL	9	1	0	1	0	0	0	0	6	0.7

ALL PURPOSE	g	rush	rcv	pr	kr	ir	total	avg/g
2017 REDSHIRT	0	0	0	0	0	0	0	0.0
2018	4	0	0	0	0	0	0	0.0
2019	5	0	67	0	0	0	67	13.4
TOTAL	9	0	67	0	0	0	67	7.4

SOSINSKI'S SEASON HIGHS

Receptions: 3, vs. Coastal Carolina

Receiving Yards: 36, vs. Coastal Carolina

Long Reception: 20, vs. Coastal Carolina

Receiving Touchdowns: 1, vs. Indiana State

SOSINSKI'S KANSAS CAREER HIGHS

Receptions: 3, vs. Coastal Carolina (2019)

Receiving Yards: 36, vs. Coastal Carolina (2019)

Long Reception: 20, vs. Coastal Carolina (2019)

Receiving Touchdowns: 1, vs. Indiana State (2019)



CARTER STANLEY

#9

Quarterback | 6-2 | 198 | 3L | Senior

Vero Beach, Fla. | Vero Beach HS

STANLEY'S CAREER STATS

RUSHING	g	att	yards	td	long	avg/c	avg/g
2015 REDSHIRT	0	0	0	0	0	0.0	0.0
2016	9	32	124	0	36	3.9	13.8
2017	9	55	91	0	18	1.7	10.1
2018	7	21	38	0	20	1.8	5.4
2019	7	42	93	0	36	2.2	13.3
TOTAL	32	150	346	0	36	2.3	10.8

PASSING	g	cmp	att	int	yards	td	long	pct	avg/p	avg/g	effic
2015 REDSHIRT	0	0	0	0	0	0	0	0.0	0.0	0.0	0.0
2016	9	93	156	6	959	6	95	59.6	6.1	106.6	116.3
2017	9	101	185	7	1108	4	60	54.6	6.0	123.1	104.5
2018	7	34	47	1	304	3	31	72.3	6.5	43.4	143.5
2019	7	129	204	4	1485	16	75	63.2	7.3	212.1	146.3
TOTAL	32	357	592	18	3856	29	95	60.3	6.5	120.5	125.1

TOTAL OFFENSE	g	rush	pass	total	avg/g
2015 REDSHIRT	0	0	0	0	0.0
2016	9	124	959	1083	120.3
2017	9	91	1108	1199	133.2
2018	7	38	304	342	48.9
2019	7	93	1485	1578	225.4
TOTAL	32	346	3856	4202	131.3

ALL PURPOSE	g	rush	rcv	pr	kr	ir	total	avg/g
2015 REDSHIRT	0	0	0	0	0	0	0	0.0
2016	9	124	0	0	0	0	124	13.8
2017	9	91	0	0	0	0	91	10.1
2018	7	38	0	0	0	0	38	5.4
2019	7	93	0	0	0	0	93	13.3
TOTAL	32	346	0	0	0	0	346	10.8

PUNTING	g	no.	yards	long	avg
2015 REDSHIRT	0	0	0	0	0.0
2016	9	1	37	37	37.0
2017	9	0	0	0	0.0
2018	7	0	0	0	0.0
2019	7	0	0	0	0.0
TOTAL	32	1	37	37	37.0

TACKLES	g	ua	a	total	tfl	pd	ff	fr	blk	qbh
2015 REDSHIRT	0	0	0	0	0.0-0	0	0	0	0	0
2016	9	2	0	2	0.0-0	0	0	0	0	0
2017	9	2	0	2	0.0-0	0	0	0	0	0
2018	7	0	0	0	0.0-0	0	0	0	0	0
2019	7	0	0	0	0.0-0	0	0	0	0	0
TOTAL	32	4	0	4	0.0-0	0	0	0	0	0

STANLEY'S SEASON HIGHS

Pass Attempts: 47, at Texas

Completions: 27, at Texas

Passing Yards: 310, at Texas

Touchdown Passes: 4, at Texas

Longest Completion: 75, vs. West Virginia

Longest TD Pass: 75, vs. West Virginia

Interceptions: 2, vs. Coastal Carolina

Rushes: 9, at Texas

Rushing Yards: 65, at Texas

Longest Rush: 36, at Texas

STANLEY'S CAREER HIGHS

Pass Attempts: 48, vs. K-State (2017)

Completions: 27, at Texas (2017)

Passing Yards: 418, vs. K-State (2017)

Touchdown Passes: 3, (5x), MR vs. Oklahoma (2019)

Longest Completion: 95, at K-State (2016)

Longest TD Pass: 95, at K-State (2016)

Interceptions: 3, at Texas (2017)

Rushes: 14, vs. K-State (2017)

Rushing Yards: 65, at Texas (2019)

Longest Rush: 36, (2x), MR at Texas (2019)



NAJEE STEVENS-MCKENZIE

#9

HAWK | 6-3 | 215 | 1L | Senior

Cleveland, Ohio | Bedford HS // ASA College

STEVENS-MCKENZIE'S KANSAS CAREER STATS

INTERCEPTIONS	g	no.	yards	td	long	avg/r	avg/g
2018	11	1	4	0	4	4.0	0.4
2019	7	2	2	0	2	1.0	0.3
TOTAL	18	3	6	0	4	2.0	0.3

ALL PURPOSE	g	rush	rcv	pr	kr	ir	total	avg/g
2018	11	0	0	0	0	4	4	0.4
2019	7	0	0	0	0	2	2	0.3
TOTAL	18	0	0	0	0	6	6	0.3

TACKLES	g	ua	a	total	tfl	pd	ff	fr	blk	qbh
2018	11	0	1	1	0.0-0	1	0	0	0	0
2019	7	18	8	26	5.5-13	2	0	0	0	0
TOTAL	18	18	9	27	5.5-13	3	0	0	0	0

SACKS	g	ua	a	total	yards
2018	11	0	0	0.0	0
2019	7	0	1	0.5	3
TOTAL	18	0	1	0.5	3

STEVENS-MCKENZIE'S SEASON HIGHS

Tackles: 6, at TCU

Tackles-for-Loss: 2.0, vs. Coastal Carolina

Interceptions: 1, (2x), MR at Texas

Interception Return Yards: 2, at Texas

Sacks: 0.5, vs. West Virginia

STEVENS-MCKENZIE'S KANSAS CAREER HIGHS

Tackles: 6, at TCU (2019)

Tackles-for-Loss: 2.0, vs. Coastal Carolina (2019)

Interceptions: 1, (3x), MR at Texas (2019)

Interception Return Yards: 4, vs. Texas (2018)

Sacks: 0.5, vs. West Virginia (2019)



KYLE THOMPSON

#80

Punter | 6-4 | 222 | 2L | Junior

El Cajon, Calif. | Christian HS

THOMPSON'S CAREER STATS

PUNTING	g	no.	yards	long	avg
2017	2	4	147	40	36.8
2018	12	69	2986	76	43.3
2019	7	30	1343	62	44.8
TOTAL	21	103	4476	76	43.5

TACKLES	g	ua	a	total	tfl	pd	ff	fr	blk	qbh
2017	2	0	0	0	0.0-0	0	0	0	0	0
2018	12	0	0	0	0.0-0	0	0	0	0	0
2019	7	1	0	1	0.0-0	0	0	0	0	0
TOTAL	21	1	0	1	0.0-0	0	0	0	0	0

THOMPSON'S SEASON HIGHS

Punts: 9, at TCU

Punt Yards: 437, at TCU

Long Punt: 62, at TCU

Punts Inside 20: 3, at TCU

Tackles: 1, vs. Oklahoma

THOMPSON'S CAREER HIGHS

Punts: 9, at TCU (2019)

Punt Yards: 437, at TCU (2019)

Long Punt: 76, vs. Texas (2018)

Punts Inside 20: 5, at Central Michigan (2018)

Tackles: 1, vs. Oklahoma (2019)



DAJON TERRY

#95

Defensive Line | 6-4 | 345 | HS | Freshman

Meridian, Miss. | Meridian HS

TERRY'S CAREER STATS

TACKLES	g	ua	a	total	tfl	pd	ff	fr	blk	qbh
2019	2	2	0	2	0.0-0	0	0	0	0	0
TOTAL	2	2	0	2	0.0-0	0	0	0	0	0

TERRY'S SEASON HIGHS

Tackles: 1, (2x), MR vs. Coastal Carolina

TERRY'S CAREER HIGHS

Tackles: 1, (2x), MR vs. Coastal Carolina (2019)



RICKY THOMAS

#24

Safety | 5-10 | 180 | 1L | Junior

New Orleans, La. | Dutchtown HS // Blinn CC

THOMAS' KANSAS CAREER STATS

INTERCEPTIONS	g	no.	yards	td	long	avg/r	avg/g
2018	8	1	0	0	0	0.0	0.0
2019	7	0	0	0	0	0.0	0.0
TOTAL	15	1	0	0	0	0.0	0.0

ALL PURPOSE	g	rush	rcv	pr	kr	ir	total	avg/g
2018	8	0	0	0	0	0	0	0.0
2019	7	0	0	0	0	0	0	0.0
TOTAL	15	0	0	0	0	0	0	0.0

TACKLES	g	ua	a	total	tfl	pd	ff	fr	blk	qbh
2018	8	10	1	11	1.0-2	1	0	0	0	0
2019	7	10	4	14	1.0-4	0	0	0	0	0
TOTAL	15	20	5	25	2.0-6	1	0	0	0	0

THOMAS' SEASON HIGHS

Tackles: 4, at TCU

Tackles-for-Loss: 1.0, vs. Coastal Carolina

THOMAS' KANSAS CAREER HIGHS

Tackles: 4, (2x), MR at TCU (2019)

Tackles-for-Loss: 1.0, (2x), MR vs. Coastal Carolina (2019)

Interceptions: 1, at Central Michigan (2018)



BRYCE TORNEDEN

Safety | 5-10 | 192 | 3L | Senior
Lawrence, Kan. | Free State HS

#1

TORNEDEN'S CAREER STATS

SCORING	g	td	rush	rcv	ret	pat	2pat	fg	total	avg/g
2016	11	0	0	0	0	0	0	0	0	0.0
2017	11	0	0	0	0	0	0	0	0	0.0
2018	12	1	0	0	1	0	0	0	6	0.5
2019	7	0	0	0	0	0	0	0	0	0.0
TOTAL	41	1	0	0	1	0	0	0	6	0.1

INTERCEPTIONS	g	no.	yards	td	long	avg/r	avg/g
2016	11	0	0	0	0	0.0	0.0
2017	11	0	0	0	0	0.0	0.0
2018	12	1	39	1	39	39.0	3.2
2019	7	0	0	0	0	0.0	0.0
TOTAL	41	1	39	1	39	39.0	1.0

ALL PURPOSE	g	rush	rcv	pr	kr	ir	total	avg/g
2016	11	0	0	0	0	0	0	0.0
2017	11	0	0	0	0	0	0	0.0
2018	12	0	0	0	0	39	39	3.2
2019	7	0	0	0	0	0	0	0.0
TOTAL	41	0	0	0	0	39	39	1.0

TACKLES	g	ua	a	total	tfl	pd	ff	fr	blk	qbh
2016	11	9	1	10	0.0-0	0	0	0	0	0
2017	11	46	15	61	5.0-16	1	0	0	0	3
2018	12	57	34	91	5.5-29	1	0	2	0	2
2019	7	32	19	51	3.0-7	0	1	1	0	1
TOTAL	41	144	69	213	13.5-52	2	1	3	0	6

SACKS	g	ua	a	total	yards
2016	11	0	0	0.0	0
2017	11	2	0	2.0	10
2018	12	2	0	2.0	19
2019	7	0	1	0.5	4
TOTAL	41	4	1	4.5	33

TORNEDEN'S SEASON HIGHS

Tackles: 9, (2x), MR at TCU
Tackles-for-Loss: 1.0, (3x), MR vs. Oklahoma
Sacks: 0.5, vs. Coastal Carolina
Fumbles Forced: 1, vs. Coastal Carolina
Fumble Recoveries: 1, at Texas

TORNEDEN'S CAREER HIGHS

Tackles: 13, at West Virginia (2018)
Pass Breakups: 1, vs. Central Michigan (2017)
Tackles-for-Loss: 2.0, at TCU (2017)
Sacks: 1.0, (3x), MR at K-State (2018)
Interceptions: 1, vs. Rutgers (2018)
Interception Return Yards: 39, vs. Rutgers (2018)
Fumbles Forced: 1, vs. Coastal Carolina (2019)
Fumble Recoveries: 1, (3x), MR vs. at Texas (2019)



ANDRU TOVI

Offensive Line | 6-3 | 310 | 2L | Senior
Halawa, Hawaii | Mililani HS // Pima CC

#77

TOVI'S KANSAS CAREER STATS

TACKLES	g	ua	a	total	tfl	pd	ff	fr	blk	qbh
2017	9	0	0	0	0.0-0	0	0	0	0	0
2018	12	1	0	1	0.0-0	0	0	0	0	0
2019	7	0	0	0	0.0-0	0	0	0	0	0
TOTAL	28	1	0	1	0.0-0	0	0	0	0	0

TOVI'S SEASON HIGHS

TOVI'S KANSAS CAREER HIGHS

Tackles: 1, at West Virginia (2018)



DOM WILLIAMS

Running Back | 5-10 | 200 | 3L | Junior
McKinney, Texas | Independence HS

#25

D. WILLIAMS' CAREER STATS

RUSHING	g	att	yards	td	long	avg/c	avg/g
2017	9	51	176	3	14	3.5	19.6
2018	11	55	231	0	23	4.2	21.0
2019	3	17	35	0	27	2.1	11.7
TOTAL	23	123	442	3	27	3.6	19.2

TOTAL OFFENSE	g	rush	pass	total	avg/g
2017	9	176	0	176	19.6
2018	11	231	0	231	21.0
2019	3	35	0	35	11.7
TOTAL	23	442	0	442	19.2

RECEIVING	g	rec	yards	td	long	rec/g	avg/c	avg/g
2017	9	7	49	0	17	0.8	7.0	5.4
2018	11	1	4	0	4	0.1	4.0	0.4
2019	3	0	0	0	0	0.0	0.0	0.0
TOTAL	23	8	53	0	17	0.3	6.6	2.3

SCORING	g	td	rush	rcv	ret	pat	2pat	fg	total	avg/g
2017	9	3	3	0	0	0	0	0	18	2.0
2018	11	0	0	0	0	0	0	0	0	0.0
2019	3	0	0	0	0	0	0	0	0	0.0
TOTAL	23	3	3	0	0	0	0	0	18	0.8

ALL PURPOSE	g	rush	rcv	pr	kr	ir	total	avg/g
2017	9	176	49	0	0	0	225	25.0
2018	11	231	4	0	0	0	235	21.4
2019	3	35	0	0	0	0	35	11.7
TOTAL	23	442	53	0	0	0	495	21.5

D. WILLIAMS' SEASON HIGHS

Rushes: 9, vs. Indiana State
Rushing Yards: 34, vs. Indiana State
Longest Rush: 27, vs. Indiana State

D. WILLIAMS' CAREER HIGHS

Rushes: 18, vs. Central Michigan (2017)
Rushing Yards: 64, vs. Central Michigan (2017)
Rushing Touchdowns: 2, vs. Central Michigan (2017)
Longest Rush TD: 10, vs. SEMO (2017)
Longest Rush: 27, vs. Indiana State (2019) -
Receptions: 5, vs. Central Michigan (2017)
Receiving Yards: 42, vs. Central Michigan (2017)
Longest Reception: 17, vs. Central Michigan (2017)



POOKA WILLIAMS JR.

Running Back | 5-10 | 170 | 1L | Sophomore
New Orleans, La. | Hahnville HS

#1

P. WILLIAMS' CAREER STATS

RUSHING	g	att	yards	td	long	avg/c	avg/g				
2018	11	161	1125	7	72	7.0	102.3				
2019	6	115	635	3	65	5.5	105.8				
TOTAL	17	276	1760	10	72	6.4	103.5				
PASSING	g	cmp	att	int	yards	td	long	pct	avg/p	avg/g	effic
2018	11	1	2	0	9	1	9	50.0	4.5	0.8	252.8
2019	6	0	0	0	0	0	0	0.0	0.0	0.0	0.0
TOTAL	17	1	2	0	9	1	9	50.0	4.5	0.5	252.8
TOTAL OFFENSE	g	rush	pass	total	avg/g						
2018	11	1125	9	1134	103.1						
2019	6	635	0	635	105.8						
TOTAL	17	1760	9	1769	104.1						
RECEIVING	g	rec	yards	td	long	rec/g	avg/c	avg/g			
2018	11	33	289	2	28	3.0	8.8	26.3			
2019	6	18	88	1	25	3.0	4.9	14.7			
TOTAL	17	51	377	3	28	3.0	7.4	22.2			
SCORING	g	td	rush	rcv	ret	pat	2pat	fg	total	avg/g	
2018	11	9	7	2	0	0	0	0	54	4.9	
2019	6	4	3	1	0	0	0	0	24	4.0	
TOTAL	17	13	10	3	0	0	0	0	78	4.6	
KICK RETURNS	g	no.	yards	td	long	avg/r	avg/g				
2018	11	11	246	0	39	22.4	22.4				
2019	6	0	0	0	0	0.0	0.0				
TOTAL	17	11	246	0	39	22.4	14.5				
ALL PURPOSE	g	rush	rcv	pr	kr	ir	total	avg/g			
2018	11	1125	289	0	246	0	1660	150.9			
2019	6	635	88	0	0	0	723	120.5			
TOTAL	17	1760	377	0	246	0	2383	140.2			

P. WILLIAMS' SEASON HIGHS

Rushes: 25, at Texas
Rushing Yards: 190, at Texas
Rushing Touchdowns: 2, at Texas
Longest Rush: 65, at Texas
Receptions: 5, vs. Oklahoma
Receiving Yards: 33, at TCU
Receiving Touchdowns: 1, at TCU
Longest Reception: 25, vs. TCU
Longest Receiving TD: 25, at TCU
100-yard Rushing games: 3, MR at Texas

P. WILLIAMS' CAREER HIGHS

Rushes: 25, at Texas (2019)
Rushing Yards: 252, at Oklahoma (2018)
Rushing Touchdowns: 2, (3x), MR at Texas (2019)
Longest Rush: 72, at Baylor (2018)
Longest Rush TD: 60, vs. Oklahoma State (2018)
Receptions: 7, vs. TCU (2018)
Receiving Yards: 102, vs. TCU (2018)
Longest Reception: 28, vs. TCU (2018)
Longest Receiving TD: 28, vs. TCU (2018)
100-yard Rushing games: 7, MR at Texas (2019)
200-yard Rushing games: 1, vs. Oklahoma (2018)
100-yard Receiving games: 1, vs. TCU (2018)



TAKULVE WILLIAMS

Wide Receiver | 6-0 | 200 | 1L | Sophomore
New Orleans, La. | St. Augustine HS

#16

T. WILLIAMS' CAREER STATS

RECEIVING		g	rec	yards	td	long	rec/g	avg/c	avg/g		
2017 REDSHIRT		0	0	0	0	0	0.0	0.0	0.0		
2018		10	5	39	0	15	0.5	7.8	3.9		
2019		6	1	7	1	7	0.2	7.0	1.2		
TOTAL		16	6	46	1	15	0.4	7.7	2.9		
SCORING		g	td	rush	rcv	ret	pat	2pat	fg	total	avg/g
2017 REDSHIRT		0	0	0	0	0	0	0	0	0	0.0
2018		10	0	0	0	0	0	0	0	0	0.0
2019		6	1	0	1	0	0	0	0	6	1.0
TOTAL		16	1	0	1	0	0	0	0	6	0.4
ALL PURPOSE		g	rush	rcv	pr	kr	ir	total	avg/g		
2017 REDSHIRT		0	0	0	0	0	0	0	0.0		
2018		10	0	39	0	0	0	39	3.9		
2019		6	0	7	0	0	0	7	1.2		
TOTAL		16	0	46	0	0	0	46	2.9		

T. WILLIAMS' SEASON HIGHS

Receptions: 1, at Texas
Receiving Yards: 7, at Texas
Long Reception: 7, at Texas
Receiving Touchdowns: 1, at Texas
Tackles: 1, at Boston College

T. WILLIAMS' CAREER HIGHS

Receptions: 1, (3x), MR at Texas (2019)
Receiving Yards: 11, vs. Rutgers (2018)
Long Reception: 11, vs. Rutgers (2018)
Receiving Touchdowns: 1, at Texas (2019)
Tackles: 1, (2x), MR at Boston College (2019)

THE LAST TIME KANSAS...

TEAM

Scored 80+ points	86 vs. South Dakota State, 1947
Scored 70-79 points	76, Nebraska, 2007
Scored 60-69 points	62, Southeastern Louisiana, 2007
Scored 50-59 points	55, vs. Rutgers, 2018
Scored 40-49 points	48, at Texas, 2019
Scored 40+ points in back-to-back games	45, Northern Illinois and 42, McNeese State, 2011
Rushed for 500+ yards	556, Missouri, 1975
Rushed for 400-499 yards	405 vs. Rutgers, 2018
Rushed for 300-399 yards	336, at Boston College, 2019
Rushed for 200-299 yards	239 at Texas, 2019
Passed for 500+ yards	Never
Passed for 400-499 yards	418, vs. K-State, 2017
Passed for 300-399 yards	310, at Texas, 2019
Rushed/Passed for 200+ yards	259 rush, 310 pass, at Texas, 2019
Had 600+ yards of total offense	615 vs. FIU, 2007
Had 500-599 yards of total offense	569, at Texas, 2019
Scored on first offensive play	vs. Cental Michigan, 2014 (Pierson 74 yd run)
Won on final offensive play	vs. Texas, 2016, (Wyman, 25 FG)
Lost on final defensive play	at Texas, 2019 (Dicker, 33 yd FG)
Won in overtime	vs. Texas (24-21), 2016
Lost in overtime	vs. Nicholls (26-23), 2018
Recorded a safety	vs. Nicholls, 2018
Recorded two safeties	vs. Southeastern Louisiana, 2007
Recorded two defensive touchdowns	vs. Rutgers, 2018
Executed a two-point conversion	at Texas, 2019
Recorded a 90+ yard scoring drive	98 vs. Oklahoma, 2019
Zero punts in a game	vs. UNLV, 2003
Zero sacks allowed in a game	at Boston College, 2019
Recorded a shutout	vs. Louisiana Tech, 2008
Held opponent to 0 yards rushing	(-31) vs. Southeastern Louisiana, 2007
Blocked multiple kicks in a game	2, vs. South Dakota State, 2011 (2 Blocked Punts)
Blocked multiple punts in a game	2, vs. South Dakota State, 2011
Scored a special teams TD	vs. Ohio 2016 (99 yd KOR TD)
Scored a special teams & defensive TD	vs. FIU, 2007
10+ Pass Breakups in a game	14, vs. Iowa State, 2014

INDIVIDUAL OFFENSE

Rushed for 200+ yards	252, Pooka Williams Jr., at Oklahoma, 2018
Rushed for 150-199 yards	190, Pooka Williams Jr., at Texas, 2019
Two Players Rushed for 100+ yards	Khalil Hebert (187), Pooka Williams Jr., (121) at Boston College, 2019
Three Players Rushed for 100+ yards	Smith (253), Banks (120) and Wright (116), vs. Missouri, 1975
Had 40+ carries	40, June Henley vs. Iowa State, 1996
Had 30-39 carries	36, Khalil Herbert vs. West Virginia, 2017
Had 25-29 carries	25, Pooka Williams Jr., at Texas, 2019
Rushed for 5 TDs	Never
Rushed for 4 TDs	James Sims vs. Colorado, 2010
Rushed for 3 TDs	James Sims vs. West Virginia, 2013
Passed for 500+ yards	Never
Passed for 400-499 yards	418, Carter Stanley vs. K-State, 2017
Passed for 300-399 yards	310, Carter Stanley at Texas, 2019
Threw 5+ TDs	6, Todd Reesing vs. Nebraska, 2007
Threw 4 TDs	4, Carter Stanley at Texas, 2019
Threw 3 TDs	3, Carter Stanley vs. Oklahoma, 2019
Had 60+ pass attempts	62, Peyton Bender, vs. Central Michigan, 2017
Had 50-59 pass attempts	62, Peyton Bender, vs. Central Michigan, 2017
Had 40-49 pass attempts	47, Carter Stanley, at Texas, 2019
Had 30-39 pass attempts	35, Peyton Bender vs. Texas, 2018
Had 30+ pass completions	30, Peyton Bender at Ohio, 2017
Had 25-29 pass completions	27, Carter Stanley at Texas, 2019
QB Rush for 100+ yards	121, Bill Whittemore vs. Colorado, 2002
QB Rush for 100+ yards, pass for 200+ yards	(121 / 217) Bill Whittemore vs. Colorado, 2002
Had 15+ catches	16, Kerry Meier vs. Iowa State, 2009
Had 10-14 catches	10, Steven Sims Jr., vs. Oklahoma State, 2018
Had Two Players with 10+ catches	Dezmon Briscoe (14) and Kerry Meier (10) vs. Missouri, 2009
Had 250+ yards receiving	269, Dezmon Briscoe at Oklahoma, 2008
Had 200-249 yards receiving	233, Steven Sims Jr. vs. K-State, 2017
Had 150-199 yards receiving	181, Dezmon Briscoe at Texas Tech, 2009
Had 100+ yards receiving	131, Stephon Robinson vs. Oklahoma, 2019
Had 100+ yards rushing and receiving	Never
Had a touchdown rushing and receiving	Toben Oपुरum vs. Southern Miss, 2009
2 Players with 100+ yards receiving	131, LaQuvionte Gonzalez & 101, Steven Sims Jr., vs. TCU, 2016
3 Players with 100+ yards receiving	Never
Had 4+ TD receptions	4, Quintin Smith vs. Louisville, 1989
Had 3 TD receptions	3, Dezmon Briscoe vs. Minnesota, 2008
Had 2 TD receptions	2, Stephon Robinson at Texas, 2019

INDIVIDUAL DEFENSE

Intercepted 3 passes	3, Bill Crank vs. Tulane, 1958
Intercepted 2 passes	2, Defense, Hasan at West Virginia, 2018
Returned multiple interceptions for TDs	2, Patrick Brown vs. UAB, 1997
Returned an interception for a TD	Hasan Defense, vs. Indiana State, 2019
Interception Return for 100+ yards	100, Agib Talib vs. FIU, 2007
Recorded 15+ Tackles	16, Joe Dineen Jr., vs. Nicholls, 2018
Recorded 10-14 Tackles	11, Gavin Potter at TCU
Two Players with 10+ Tackles	(13) Joe Dineen Jr., and (11) Bryce Torneden vs. Oklahoma State, 2018
Three players with 10+ Tackles	(12) Joe Dineen Jr., (10) Keith Loneker Jr., (10) Tyrone Miller Jr., at Texas, 2017
Recorded 5+ Sacks	5, Brandon Perkins vs. Louisiana Tech, 2005
Recorded 4 Sacks	5, Brandon Perkins vs. Louisiana Tech, 2005
Recorded 3 Sacks	3, Cameron Rosser vs. TCU, 2016
Had 5+ Pass Breakups	5, Shepherd, JaCorey, vs. Iowa State
Returned a fumble for a TD	63, Cassius Sendish, at Oklahoma, 2014

INDIVIDUAL SPECIAL TEAMS

Returned a Kickoff for a Touchdown	99, LaQuvionte Gonzalez vs. Ohio, 2016
Punt Return for a Touchdown	76, Nick Harwell vs. West Virginia, 2014
Blocked a Punt	Stephon Robinson vs. Nicholls, 2018
Blocked Punt Return for a TD	Dakota Lewis vs. FIU, 2007
Blocked a FG	Brandon Stewart vs. West Virginia, 2015
Blocked FG Return for a TD	54, Patrick Brown at Oklahoma, 1996
Blocked a PAT	Team, at Oklahoma, 2018
Returned a PAT for a Two-Point Conversion	Carl Nesmith vs. Texas, 2000
Executed a Fake Punt for a First Down	Ryan Schadler at West Virginia, 2018
Executed a Fake Field Goal	T.J. Millweard and Trent Smiley vs. TCU, 2014
Executed an onside kick	Gabriel Rui vs. Texas, 2018
Made 5+ Field Goals	5, Bruce Kallmeyer vs. Wichita State, 1983
Made 4 Field Goals	4, Scott Webb vs. Kansas State, 2006
Made a Field Goal of 50+ Yards	54, Gabriel Rui vs. Nicholls, 2018
Recorded a 70+ yard Punt	76, Kyle Thompson at Texas, 2018
Recorded a 60-69 yard Punt	61, Kyle Thompson vs. Oklahoma, 2019

THE LAST TIME A KANSAS OPPONENT...

TEAM	
Scored 80+ points	Never
Scored 70-79 points	70 at Oklahoma State, 2011
Scored 60-69 points	65, vs. Texas Tech, 2017
Scored 50-59 points	50 at Texas, 2019
Scored 40-49 points	45 vs. Oklahoma, 2019
Rushed for 500+ yards	510, at Oklahoma, 2014
Rushed for 400-499 yards	426, vs. West Virginia, 2015
Rushed for 300-399 yards	319 at TCU, 2019
Rushed for 200-299 yards	239, at Texas, 2019
Passed for 500+ yards	548, at Texas Tech, 2016
Passed for 400-499 yards	441, at Texas Tech, 2018
Passed for 300-399 yards	399, at Texas, 2019
Rushed/Passed for 200+ yards	239 rush, 399 pass, at Texas, 2019
Had 600+ yards of total offense	638, at Texas, 2019
Had 500-599 yards of total offense	625 at TCU, 2019
Scored on first offensive play	vs. Texas, 2017 (49-yard reception)
Won on final offensive play	at Texas, 2019 (Dicker 33 yd FG)
Lost on final defensive play	vs. Texas, 2016 (Wyman 25 FG)
Won in overtime	26-23, vs. Nicholls, 2018
Recorded a safety	vs. TCU, 2018 (pass out of the endzone)
Recorded two safeties	at Texas, 2001
Recorded two defensive touchdowns	Iowa State, 1996 (fumble ret., INT ret.)
Recorded two special teams touchdowns	at Oklahoma, 2012 (punt return, kickoff return)
Zero punts in a game	vs. Oklahoma, 2015 (previous: at Texas A&M, 2011)
Zero sacks allowed in a game	vs. Oklahoma State, 2018
Held KU to 0 yards rushing	-25 at TCU, 2017
Blocked multiple kicks in a game	at Texas, 2019 (blocked 2 FGs)
Scored a special teams TD	at TCU, 2019 (punt return)
Scored a special teams & defensive TD	at Oklahoma, 2016 (punt return and INT)

INDIVIDUAL OFFENSE	
Rushed for 300+ yards	427, Samaje Perine at Oklahoma, 2014
Rushed for 200+ yards	250, D'Onta Foreman vs. Texas, 2016
Rushed for 150-199 yards	151, AJ Dillon at Boston College, 2019
Two Players Rushed for 100+ yards	Crawford, J. (125) and McKoy, K. (105) vs. West Virginia, 2017
Three Players Rushed for 100+ yards	Howard (129), Smallwood (115), Shell (108) vs. West Virginia, 2015
Had a 90+ yard run from scrimmage	93, D'Onte Foreman at Texas, 2015
Had 40+ carries	51, D'Onta Foreman vs. Texas, 2016
Had 30-39 carries	31, Justice Hill vs. Oklahoma State, 2018
Had 25-29 carries	27, Aj Dillon at Boston College, 2019
Rushed for 5+ TDs	5, Samaje Perine at Oklahoma, 2014
Rushed for 4 TDs	Desmond Nisby vs. Texas Tech, 2017
Rushed for 3 TDs	Kyler Murray at Oklahoma, 2017
Passed for 500+ yards	Never
Passed for 400-499 yards	467, Shane Morris vs. Central Michigan, 2017
Passed for 300-399 yards	399, Sam Ehlinger, at Texas, 2019
Threw 5+ TDs	5, Kenny Hill at TCU, 2017
Threw 4 TDs	Sam Ehlinger, at Texas, 2019
Threw 3 TDs	Charlie Brewer at Baylor, 2018
Had 50+ pass attempts	50, Patrick Mahomes II vs. Texas Tech, 2015
Had 40-49 pass attempts	44, Sam Ehlinger at Texas, 2019
Had 30-39 pass attempts	37, Austin Kendall vs. West Virginia, 2019
Had 30+ pass completions	31, Sam Ehlinger at Texas, 2019
Had 25-29 pass completions	25, Austin Kendall vs. West Virginia, 2019
Had completion percentage of 75 percent (Min. 20 pass attempts)	78.2%, Alan Bowman at Texas Tech, 2018 (36-of-46)
Had completion percentage of 80 percent (Min. 20 pass attempts)	84.3%, Baker Mayfield vs. Oklahoma (27-of-32)
Had completion percentage of 90+ percent (Min. 20 pass attempts)	95.8%, Geno Smith at West Virginia 2012 (23-of-24)**
QB Rush for 100+ yards	146, Greg Windham vs. Ohio, 2016
QB Rush for 100+ yards, pass for 200+ yards	Robert Griffin III (103 rush, 312 pass) Baylor, 2011
Had 15+ catches	15, Dana Alexander vs. Missouri, 2009
Had 10-14 catches	10, Allen Lazard vs. Iowa State, 2016
Had Two Players with 10+ catches	Never*
Had 250+ yards receiving	300, Adarius Bowman vs. Oklahoma State, 2006
Had 200-249 yards receiving	219, Jonathan Giles at Texas Tech, 2016
Had 150-199 yards receiving	177, Jalen Reagor vs. TCU, 2018
Had 100+ yards rushing and receiving	O. Smith (157 rushing, 108 receiving) at Georgia Tech, 2011
Had a touchdown rushing and receiving	Trey Sermonvs. Oklahoma, 2019
2 Players with 100+ yards receiving	Landon Wolf (116) and Tylan Wallace (104) vs. Oklahoma State, 2018
3 Players with 100+ yards receiving	Never*
Had 4+ TD receptions	4, Adarius Bowman vs. Oklahoma, 2006
Had 3 TD receptions	Mark Chapman vs. Central Michigan, 2017
Had 2 TD receptions	Devin Duvernay, at Texas, 2019

INDIVIDUAL DEFENSE	
Intercepted 3+ passes	3, Darcel McBath Texas Tech, 2008
Intercepted 2 passes	Chandler Kryst vs. Coastal Carolina, 2019
Returned multiple interceptions for TDs	Never*
Returned an interception for a TD	Antwuan Davis at Texas, 2017
Interception Return for 100+ yards	Never*
Recorded 15+ Tackles	15, Raaquan Davis at Baylor, 2016
Recorded 10-14 Tackles	10, Brandon Jones at Texas, 2019
Two Players with 10+ Tackles	12, Ty Summers & II, Denzel Johnson vs. TCU, 2016
Recorded 5+ Sacks	Never*
Recorded 4 Sacks	Never*
Recorded 3 Sacks	3.0, Jordan Brailford vs. Oklahoma State, 2018
Forced 2 fumbles	K.J. Smith at Baylor, 2014

INDIVIDUAL SPECIAL TEAMS	
Returned a Kickoff for a Touchdown	D.J. Reed (99) vs. K-State, 2017
Kickoff Return of 100 Yards	Justin Gilbert (100) at Oklahoma State, 2013
Two returns for TDs	Gerald Neasman (99 kickoff; 41 INT), Kansas State, 1997
Punt Return for a Touchdown	Jalen Reagor at TCU, 2019
Blocked a Punt	Brayden Willis at Oklahoma, 2018
Blocked a Punt Return for a TD	Curtis Bolton at Oklahoma, 2018
Blocked a FG	Joseph Assai at Texas, 2019
Blocked FG Return for a TD	Deonte Roberts (64) vs. Rutgers, 2018
Blocked a PAT	Malcolm Roach at Texas, 2019
Returned a PAT for a Two-Point Conversion	D'Shawn Jamison at Texas, 2019
Made 5+ Field Goals	5, Jeff Jacke, at Missouri, 1992
Made 4+ Field Goals	Chris Callahan, at Baylor, 2014
Made a Field Goal of 50+ Yards	52, M. McCrane, at Kansas State, 2014
Recorded a 70+ yard Punt	73, Quinn Sharp, Oklahoma State, 2012
Recorded a 60-69 yard Punt	64, Nick O'Toole, vs. West Virginia, 2015