



KANSAS

#kufball

f /KANSASFOOTBALL

@KU_FOOTBALL

@KUFOOTBALL

NOV. 16, 2019 | GAME 10 | KANSAS AT 25/RV OKLAHOMA STATE

CONTACTS: Katy Lonergan (katyl@ku.edu, 785.691.7026) | Andy Eisch (aeisch@ku.edu, 785.330.3698)

KANSAS JAYHAWKS

3-6 OVERALL

AP rank: --

Head Coach: Les Miles

1-5

Coaches Poll: --

Record: 145-61



at



OKLAHOMA STATE COWBOYS

6-3 OVERALL

AP rank: 25

Head Coach: Mike Gundy


3-3

Coaches poll: rv


Record: 127-62


NOV. 16, 2019 | 11 A.M. | BOONE PICKENS STADIUM (55,509) | STILLWATER, OKLA.


2019 SCHEDULE


 **INDIANA STATE** W, 24-17
August 31 | 11 a.m.
David Booth Kansas Memorial Stadium


 **COASTAL CAROLINA** L, 7-12
September 7 | 6 p.m.
David Booth Kansas Memorial Stadium


 **@ BOSTON COLLEGE** W, 48-24
September 13 | 6:30 p.m.
Alumni Stadium


 **WEST VIRGINIA** L, 24-29
September 21 | 3:30 p.m.
David Booth Kansas Memorial Stadium


 **@ TCU** L, 14-51
September 28 | 11 a.m.
Amon G. Carter Stadium


 **6/6 OKLAHOMA** L, 20-45
October 5 | 11 a.m.
David Booth Kansas Memorial Stadium


 **@ 15/15 TEXAS** L, 48-50
October 19 | 6 p.m.
Darrell K Royal-Texas Memorial Stadium

 **TEXAS TECH** W, 37-34
October 26 | 6 p.m.
David Booth Kansas Memorial Stadium

 **22/25 KANSAS STATE** L, 10-38
November 2 | 2:30 p.m.
David Booth Kansas Memorial Stadium

 **@ 25/RV OKLAHOMA STATE**
November 16 | 11 a.m.
Boone Pickens Stadium

 **@ IOWA STATE**
November 23 | 11 a.m.
Jack Trice Stadium

 **BAYLOR**
November 30 | TBA
David Booth Kansas Memorial Stadium

FOLLOW THE JAYHAWKS

f /KANSASFOOTBALL @KU_FOOTBALL @KUFOOTBALL

GAME COVERAGE



TELEVISION

FS1
Dan Hellie (PxP), Ben Leber (A), Ken Neal (P), Vic Gonzalez (D).



RADIO

JAYHAWK RADIO NETWORK
Brian Hanni (PxP), David Lawrence (A), Josh Klingler (SL), Steve Kincaid (Producer/Engineer), Marc Tuttle (GM).

SATELLITE RADIO

Internet 969

KANSAS ATHLETICS WEBCAST

KUathletics.com/Radio

GAME PREVIEW

The Kansas Jayhawks (3-6, 1-5 Big 12) begin their last road stretch of the season when they travel to Stillwater, Oklahoma to take on the No. 25/rv Oklahoma State Sooners (6-3, 3-3 Big 12) on Nov. 16 at 11 a.m., at Boone Pickens Stadium. The game can be seen on FS1 with **Dan Hellie** (PxP) and **Ben Leber** (A) on the call, and can also be heard across the Jayhawk Radio Network with **Brian Hanni** (play-by-play), **David Lawrence** (analyst) and **Josh Klingler** (sidelines) calling the game.

Follow along with the Jayhawks' action on social media by following @KU_Football on Twitter, @KUfootball on Instagram and Facebook. Live stats, fan information and more can be found on the newly renovated KUathletics.com.

NEW ERA

2019 marks a new era of Kansas football with the hiring of head coach Les Miles. In his 16-year coaching career, Miles has won a BCS National Championship while at LSU, and has accumulated a 145-61 career record, including a 3-6 record in his first year as the Kansas head coach. While at LSU, Miles' teams averaged 10 wins per year in his 11 full seasons, leading LSU to bowl games in each of those 11 seasons (winning seven), and won 42 games against Top-25 and 16 over Top-10 teams. Miles' teams won 10 or more games seven times, reaching the SEC title game three times (winning twice) and led LSU to five Top-10 and three Top-5 finishes.

KANSAS VS. RANKED OPPONENTS

Kansas enters its fourth game against a ranked opponent this season, with Oklahoma State earning a spot at No. 25 in the Associated Press Rankings this week. All-time, Kansas holds a 26-172-2 record when playing ranked opponents, and an 0-3 record in 2019. In head coach Les Miles' career, he holds a 45-36 record against ranked opponents, while he plays against a ranked Oklahoma State team for the first time. Kansas has played Oklahoma State eight times while the Cowboys have been ranked, where the Jayhawks are 0-8 all-time.

SIDE BY SIDE COMPARISON



KANSAS

Record 3-6, 1-5 Big 12
Ranking (AP/Coaches) nr/nr
Last Game Nov. 2, 2019
Loss vs. 22/25 Kansas State, 10-38
Head Coach Les Miles
Career Record 145-61
Record at Kansas 3-6



OKLAHOMA STATE

Record 6-3, 3-3 Big 12
Ranking (AP/Coaches) 25/rv
Last Game Nov. 2, 2019
Win vs. TCU, 34-27
Head Coach Mike Gundy
Career Record 127-62
Record at Oklahoma St. 127-62

STATISTICAL LEADERS

Passing Carter Stanley
..... 168/264, 2,015 yds, 19 TD, 7 INT
Rushing Pooka Williams Jr.
..... 150 att, 765 yds, 3 TD
Receiving Andrew Parchment
..... 47 rec, 663 yds, 6 TD
Tackles Bryce Torneden
..... 61 tackles
Sacks Azur Kamara
..... 3.5 sacks
Interceptions Stevens-McKenzie
..... 2 interceptions

Passing Spencer Sanders
..... 143/229, 1,897 yds, 15 TD, 11 INT
Rushing Chuba Hubbard
..... 236 att, 1,653 yds, 18 TD
Receiving Tylan Wallace
..... 53 rec, 903 yds, 8 TD
Tackles Malcolm Rodriguez
..... 74 tackles
Sacks Amen Ogbongbemiga
..... 3.5 sacks
Interceptions Kolby Harvell-Peel
..... 3 interceptions

TEAM STATISTICS

Points Per Game 25.8
1st Downs 167
Rushing 1,384
Passing 2,080
Offense 3,464
Touchdowns 30
Field Goals 8/14
Time of Possession 26:42
Sacks 16

Points Per Game 37.1
1st Downs 207
Rushing 2,409
Passing 2,091
Offense 4,500
Touchdowns 42
Field Goals 14/15
Time of Possession 28:59
Sacks 19

SERIES HISTORY

Overall OSU leads, 37-29-3
In Stillwater OSU leads, 16-14-2
Current Streak OSU won 9
Last Meeting Sept. 29, 2018 (L, 28-48)
First Meeting Oct. 13, 1923 (W, 9-0)

A KU WIN WOULD...

- Move Kansas to 589-646-58 all-time, including 4-6 in the Les Miles era.
- Give KU its first victory over Oklahoma State since Nov. 10, 2007.
- Give KU its first victory over a Big 12 opponent on the road since Oct. 4, 2008, when the Jayhawks defeated Iowa State.
- Give KU its second victory over a Big 12 opponent this season, the first time it has been done since 2008.
- Be Kansas' first win over a ranked Oklahoma State team.
- Be Kansas' first win over a ranked opponent since Sept. 11, 2010 (Georgia Tech), and its first win over a ranked Big 12 opponent since Oct. 6, 2007 (Kansas State).

MONDAY

Big 12 Teleconference
10 a.m.

Miles Media Luncheon
12 p.m. - Lunch
Gridiron Room
12:30 p.m. - Les Miles
Mrkonc Auditorium
1 p.m. - Player Interviews
Mrkonc Auditorium

Practice
4 p.m. - Closed

TUESDAY

Practice
4 p.m. - Closed

Player Interviews
6:30 p.m. - Mrkonc
Auditorium

WEDNESDAY

Practice
4 p.m. - Closed

Les Miles Hawk Talk
7 p.m. - Johnny's West

THURSDAY

Practice
4 p.m. - Closed

FRIDAY

Travel Day

SATURDAY

Post Game
Coach Miles is available in
the visiting team media
room following the game.
Players will follow.

SUNDAY

KANSAS ATHLETICS COMMUNICATIONS

MORGYN SEIGFRIED

Associate Athletics Director Communications and Creative
Services
mseigfried@ku.edu

CHRIS THEISEN

Assistant AD Communications
theisen@ku.edu

KATY LONERGAN

Director Football Communications/Primary Football Contact
katyl@ku.edu | (c) 785.691.7026

BRAD GILBERT

Assistant Communications Director
brgilbert@ku.edu

D.J. HAURIN

Assistant Communications Director
dhaurin@ku.edu

BRENT BEERENDS

Assistant Communications Director
brian.karst@ku.edu

ANDY EISCH

Assistant Communications Director/Secondary Football Contact
aeisch@ku.edu | (c) 785.360.3698

ERIN PENNING

Office Manager
epenning@ku.edu | (c) 785.424.0990

KATHLEEN COOPER

Graphic Designer
khermesch@ku.edu

KEENEN JONES

Graphic Designer
keenenty@ku.edu

BRYCE REEDY

Communications Assistant
bareedy@ku.edu

JACOB DERICHSEILER

Communications Assistant
jacobderich@ku.edu

JEFF JACOBSEN

Staff Photographer
jacobsen@ku.edu

RACHEL PINCUS

Strategic Communications Manager
rpincus@ku.edu

MAILING ADDRESS: 1651 Naismith Drive
1400 Parrott
Lawrence, KS 66045

PHONE: 785.864.3417

PRESS BOX PHONE: 785.864.5593

MEDIA INFORMATION

CREDENTIALS

All credential requests can be made online at <https://kuathne.ws/KUFBCred>. Contact the communications office for information on how to access the page. Credentials requested after Monday of the game week will not be mailed. Instead, they will be available for pickup at a location agreeable to both parties. The Kivisto Field at David Booth Kansas Memorial Stadium Media Will Call distribution location is in the ticket office located at the base of the elevator, below the pressbox, on the west side of the stadium.

PHOTOGRAPHERS

Credentials for sideline photographers will be issued on the basis of circulation, with priority granted to agencies covering the participating schools on a regular basis.

PARKING

Media parking is located in the Mississippi Street Parking Garage just south of the Kansas Union on the southeast side of Memorial Stadium. The garage is approximately two blocks away from the stadium.

PRESSBOX AND GAMEDAY SERVICES

The Kivisto Field at David Booth Kansas Memorial Stadium pressbox is located on the west side of the stadium. Entrance is at the base of the elevator located just off of Maine Street. There is also a field-level media entrance at Gate 35. Level eight is reserved for the print media, home and visiting radio, home and visiting booths for coaches and athletics directors, along with game and scoreboard operations. Level nine serves as the photo deck and the location for television booths. Packets with pregame information will be distributed in advance of kickoff on the day of the game. Quarter, halftime and final statistics and game books are all regular services on game day. Stat monitors with live, updated statistics are available throughout the print media level and in booths for electronic media. In addition, television monitors are also part of the fixtures in both home and visiting radio booths.

WIRELESS INTERNET

Complimentary access to wireless internet is available at Memorial Stadium and information about how to access it will be available in the pressbox.

TELEPHONES

Writers wanting phone lines at their seat locations should contact the KU Telecommunications Office at (785) 864-9300 regarding installation. For specific line location, please list Katy Lonergan as the contact. Allow at least two weeks notice prior to the game.

WEEKLY NEWS CONFERENCE

Kansas head football coach Les Miles will conduct a weekly press conference each Monday during the season. A media luncheon is held at 12 p.m., in the Gridiron Room located in the Anderson Family Football Complex south of Kivisto Field at David Booth Kansas Memorial Stadium. The weekly press conferences follow in the George R. Mrkonc Auditorium at 12:30 p.m. Requested players will be made available each week in Mrkonc Auditorium at approximately 1 p.m.

Coach Miles will also be available on the weekly Big 12 Teleconference on Mondays at 10 a.m. (CT). Information on how to take part in the teleconference is available through the Big 12 Conference office.

INTERVIEWS

Contact the communications office for all player or coach interview requests. Interviews with players during the season will take place at 1 p.m., on Mondays and at 6:30 p.m., Tuesdays in Mrkonc Auditorium at the Anderson Family Football Complex. To request players, media should contact Katy Lonergan, Director of Football Communications at katyl@ku.edu or (785) 864-7314 or Erin Penning at epenning@ku.edu or (785) 424-0990, by noon the day prior to the availability. Out-of-town media wishing to interview Kansas players should also contact the communications office with their requests. **Freshmen are not available for interviews.**

Home and cell phone numbers for players will not be provided and players have been instructed not to accept calls from media without prior notice from the communications office. Please do not contact a player or coach without scheduling the interview through the communications office.

DIGITAL ASSETS

Head shots and selected video and audio elements will be made available throughout the season on the KU Athletics Media FTP: <https://kuathne.ws/KUMediaShare>.

QUICK FACTS

UNIVERSITY	
Location	Lawrence, Kan.
Founded	1866
Enrollment	28,401
Chancellor	Douglas A. Girod
	(UC Davis, 1981; UC San Francisco, 1985)
Athletics Director	Jeff Long
	(Ohio Wesleyan, 1982; Miami (Ohio) 1983)
Colors	Crimson (Pantone 186) & Blue (Pantone 293)
Nickname	Jayhawks
Affiliations	NCAA Division I
	Big 12 Conference
Conference Website	www.Big12Sports.com
Ticket Office	800.34.HAWKS (42957)
	KUTickets.com

KANSAS FOOTBALL COMMUNICATIONS STAFF

Office	785.864.3417
Director Football Communications	Katy Lonergan
Office	785.864.7314
Cell	785.691.7026
Email	katyl@ku.edu
Assistant Communications Director	Andy Eisch
Office	785.330.3698
Cell	715.630.5898
Email	aeisch@ku.edu
Office Manager	Erin Penning
Office	785.864.3417
Cell	785.424.0990
Email	epenning@ku.edu
KU Athletics Website	KUAthletics.com
Facebook	/KUAthletics
Twitter	@KUAthletics
Instagram	@KUAthletics

STADIUM

Football Facility	David Booth Kansas Memorial Stadium
Capacity	50,071
Largest Crowd	52,530
	(Sept. 5, 2009 vs. Northern Colorado)
Surface	Field Turf (2009)
Year Opened	1921
Press Box Phone (Media Only)	785.864.5593

COACHING INFORMATION

Head Coach	Les Miles
Alma Mater	Michigan, 1976
Record at Kansas	3-6
Career Record at Division I (Seasons)	145-61 (17)
Safeties	Clint Bowen
Defensive Run Game Coord./Defensive Line	Kwahn Drake
Special Teams Coord./Inside Linebackers	Mike Ekeler
Defensive Coord./Outside Linebackers	D.J. Eliot
Recruiting Coord./Tight Ends	Jeff Hecklinski
Running Backs	Tony Hull
Defensive Backs	Chevis Jackson
Wide Receivers	Emmett Jones
Offensive Coord./Quarterbacks	Brent Dearmon
Offensive Line	Luke Meadows
Director of Strength & Conditioning	Zac Woodfin
Graduate Assistant - Defense	Brett Allen
Graduate Assistant - Defense	Kyle Blocker
Graduate Assistant - Offense	Gaston Lamascus
Graduate Assistant - Offense	Cody Scribner

HISTORY

First Season of Record	1890
Seasons	130th
All-Time Record	588-646-58
Conference Titles (Last)	7 (2007)
Big 12 Titles (Last)	1 (North Division 2007)
Bowl Games (Last)	12 (2008)
Bowl Game Titles (Last)	6 (2008)
Bowl Games Record	6-6

TEAM INFORMATION

2018 Overall Record	3-9
2018 Conference Record	1-8 (10th)
2018 Home Record	2-4
2018 Road Record	1-5
Letterwinners Returning/Lost	54/26
Starters Returning/Lost	13/13

NOTES

REUNION IN STILLWATER

Head Coach Les Miles returns to Stillwater to play Oklahoma State for the first time in his career, where he served as an offensive coordinator from 1995-97 and as a head coach from 2001-05. As the leader of the Cowboys, Miles led Oklahoma State to a 28-21 record, where they reached three-consecutive bowl games after starting 4-7 in his first year. Oklahoma State head coach Mike Gundy took over the reigns as head coach of the Cowboys in 2005, when Miles left to be the head coach at LSU. Gundy served as the offensive coordinator at Oklahoma State from 2000-04 under Miles.

FIRST LOOK AT THE COWBOYS

Saturday marks the 70th meeting between the Jayhawks and the Cowboys, where Oklahoma State holds a 36-30-3 series advantage all-time, including a 16-14-2 mark in Stillwater. Oklahoma State has won each of the last nine games against the Jayhawks, with Kansas' last win in the series coming on November 10, 2007.

Oklahoma State enters the matchup with a 6-3, 3-3 Big 12 record this season, after winning their last two games against TCU and Iowa State. So far this season at home, the Cowboys are 3-1, helping them to a No. 25 ranking in this week's Associated Press College Football Poll. The Cowboys are led by running back **Chuba Hubbard**, who earned a nod on the ESPN Heisman Watch List earlier this season, as Hubbard leads the FBS in rushing yards (1,604) and is second in rushing touchdowns (18) this season.

KU OFFENSE BREAKS 500+ YARDS

The KU offense has had several breakout performances so far this season, including standout victories against Boston College on Sept. 13, and against Texas Tech on Oct. 26. The Jayhawks have went over 500+ yards on three occasions this season, which hasn't been done by a Kansas team since 2009, while their 500+ yards against Texas and Texas Tech marked the first 500+ yard offensive performance in back-to-back conference games since 2007. In addition, Kansas' 569 yards against Texas is the 17th most in program history, while its 567 yards against Boston College on Sept. 13 are the 18th most in program history.

Total Offensive Yards in a Game

1.	651	Vanderbilt, 1985
2.	648	Missouri, 1991
3.	641	Jacksonville State, 2003
4.	626	Missouri, 1975
5.	615	FIU, 2007
	615	Kansas State, 1950
7.	598	South Dakota State, 1947
8.	593	UAB, 1987
9.	586	Colorado, 2003
	586	Colorado, 1980
11.	582	Ball State, 1992
12.	576	South Dakota State, 2015
	576	UTEP, 2009
14.	574	Nebraska, 2006
15.	572	Nebraska, 2007
16.	570	Rhode Island, 2016
17.	569	Texas, 2019
18.	567	Boston College, 2019
19.	566	Iowa State, 2007
20.	564	West Virginia, 2017

ADENIJI MAKES 45TH CONSECUTIVE START

Kansas senior **Hakeem Adeniji** made his 45th-consecutive start against Kansas State on Nov. 2, in what is among the longest active consecutive start streaks in the country. Adeniji has started in every game of his career so far at KU, including nine starts at left tackle this season. Adeniji was recently selected to play in the Reeses' Senior Bowl in Mobile, Alabama on Jan. 25, 2020.

TEAM COMPARISON



KANSAS

TEAM STATISTICS

	KU	OPP.
Points/Game	25.8	33.3
First Downs	167	235
Rushing/Game	153.8	235.3
Passing/Game	231.1	237.9
Total Off./Game	384.9	473.2
Fumbles-Lost	10-4	10-2
Pen. Yds./Game	54.9	68.2
Time of Poss.	26:42	33:18

OKLAHOMA STATE

TEAM STATISTICS

	OSU	OPP.
Points/Game	37.1	29.3
First Downs	207	194
Rushing/Game	267.7	162.7
Passing/Game	232.3	275.6
Total Off./Game	500.0	438.2
Fumbles-Lost	12-7	10-5
Pen. Yds./Game	55.7	72.9
Time of Poss.	28:59	31:01

NCAA TEAM RANKINGS

Category	KU	OSU
Rushing Offense	78th	9th
Passing Offense	71st	70th
Total Offense	82nd	9th
Scoring Offense	88th	17th
Rushing Defense	126th	71st
Passing Defense	84th	119th
Total Defense	123rd	100th
Scoring Defense	110th	80th
Net Punting	83rd	55th
Punt Returns	60th	44th
Kickoff Returns	67th	109th
Turnover Margin	106th	97th
Time of Possession	119th	89th

KANSAS SEASON RANKINGS

Category	Avg./Game	Big 12	NCAA
Rushing Offense	153.8	9th	78th
Passing Offense	231.1	8th	71st
Total Offense	384.9	8th	82nd
Scoring Offense	25.8	9th	88th
Rushing Defense	253.3	10th	126th
Passing Defense	237.9	6th	84th
Total Defense	473.2	10th	123rd
Scoring Defense	33.3	10th	110th
Net Punting	37.29	7th	83rd
Punt Returns	8.00	3rd	60th
Kickoff Returns	20.47	5th	67th
Turnover Margin	-0.56	8th	106th
Time of Possession	26:41	10th	119th

SERIES HISTORY

vs. OKLAHOMA STATE	OKLAHOMA STATE LEADS 37-29-3
Current Streak	Oklahoma State won 9
Longest KU Win Streak	7
Longest KU Winless Streak	9
Last 10 Games	1-9
In Lawrence	Oklahoma State leads 21-15-1
In Stillwater	Oklahoma State leads 16-14-2
Neutral Sites	N/A
Under Les Miles	First meeting
First Meeting	Oct. 13, 1923 (W, 9-0)
Last Meeting	Sept. 29, 2018 (L, 28-48)
Most Kansas Points	55 (Oct. 22, 1949)
Most Oklahoma State Points	70 (Oct. 8, 2011)
Biggest Margin	42 (Oct. 8, 2011)

LAST 10 GAMES	LOCATION	RESULT
9/29/2018	Lawrence	L (28-48)
11/25/2017	Stillwater	L (17-58)
10/22/2016	Lawrence	L (20-44)
10/24/2015	Stillwater	L (10-58)
10/11/2014	Lawrence	L (20-27)
11/9/2013	Stillwater	L (6-42)
10/13/2012	Lawrence	L (14-20)
10/8/2011	Stillwater	L (28-70)
11/20/2010	Lawrence	L (14-48)
11/10/2007	Stillwater	W (43-28)
10/14/2006	Lawrence	L (33-42)

vs. BIG 12 CONFERENCE	191-282-24
Current Streak	Loss 1
Last 10 Games	1-9
Under Les Miles	1-5

2019 RECORD WHEN ...	
Overall	3-6
Big 12	1-5
Non Conference	2-1
vs. Missouri Valley Conference	1-0
vs. Sun Belt Conference	0-1
vs. Atlantic Coast Conference	1-0
Home	2-4
Away	1-2
Neutral	0-0
Day Games	1-4
Night Games (6 p.m. start or later)	2-2
vs. Top 25 teams	0-3
vs. Top 10 teams	0-1
TV games	2-1
on ABC	0-1
on FOX Sports 1	1-2
on ESPN2	0-0
on ESPNU	0-0
on Longhorn Network	0-1
on Big 12 NOW on ESPN+	0-2
on FOX Sports Net	1-0
on ACC Network	1-0
When scoring first	1-2
When opponents score first	2-4
When leading at halftime	2-1
When trailing at halftime	1-5
When tied at halftime	0-0
When leading after third quarter	2-0
When trailing after third quarter	1-5
When tied after third quarter	0-1
In overtime games	0-0
When scoring less than 20 points	0-3
When scoring 20-29 points	1-2
When scoring 30+ points	2-1
When allowing less than 20 points	1-1
When allowing 20-29 points	1-1
When allowing 30+ points	1-4
When rushing for <100 yards	0-2
When rushing for 100+ yards	3-4
When rushing for 200+ yards	1-1
When passing for <200 yards	0-3
When passing for 200+ yards	3-3
When passing for 250+ yards	1-2
When passing for 300+ yards	1-1
When totaling <300 yds total offense	0-3
When gaining 300+ yds total offense	2-3
When gaining 400+ yds total offense	1-2
When gaining 500+ yds total offense	2-1
When allowing <100 yds rushing	0-0
When allowing 100+ yds rushing	3-6
When allowing 200+ yds rushing	2-4
When allowing <200 yds passing	0-2
When allowing 200+ yards passing	3-4
When allowing 250+ yards passing	1-3
When allowing 300+ yards passing	0-2
When allowing <300 yds total offense	0-1
When allowing 300+ yds total offense	3-5
When having a 100-yard rusher	1-2
When opp. have a 100-yard rusher	1-5
When having no turnovers	0-3
When having less than 3 turnovers	2-6
When having 3 or more turnovers	1-0
When having no takeaways	1-4
When having <3 takeaways	2-5
When having 3 or more takeaways	0-0
When having more than 30:00 TOP	0-2
When having less than 30:00 TOP	3-4

NOTES
<p>POOKA CLOSING IN ON 2K RUSHING+ YARDS</p> <p>Entering Saturday's game against Oklahoma State, sophomore Pooka Williams Jr., is 110 rushing yards away from surpassing 2,000 career yards, which would make him the fastest to 2,000 career rushing yards since Gale Sayers (1962-63). Williams has carried the ball 311 times for 1,890 yards and 10 touchdowns in his career, after amassing 1,125 yards as a freshman a season ago, becoming just the third Kansas freshman to break the 1,000 yard barrier in a season. So far this season, Williams has carried the ball 150 times for 765 yards and three touchdowns.</p>

CAREER-YEAR FOR CARTER
<p>Senior quarterback Carter Stanley is having a career year for the Jayhawks, where he has moved into the KU all-time career lists in several passing categories. This season alone, Stanley has thrown for 19 passing touchdowns and 2,015 yards, in which his 19 passing touchdowns rank fourth in KU history, with Jayhawk great Todd Reesing only throwing more touchdowns in a season.</p>

Passing TD's in a Season	No.	Year
1. Todd Reesing, So.	33	2007
2. Todd Reesing, Jr.	32	2008
3. Todd Reesing, Sr.	22	2009
4. Carter Stanley, Sr.	19	2019
5. Bill Whittemore, Sr.	18	2003

STANLEY MOVES UP THE CHARTS IN CAREER PASSING
<p>Senior quarterback Carter Stanley has etched his way into several Kansas career passing lists, ranking in the top-10 all-time in career passing yards, career pass completions, career pass attempts and career passing touchdowns. Against Texas Tech, Stanley threw for the second-most yards of his career (415) to move into seventh all-time in career passing yards with 4,271.</p>

CAREER PASSING YARDS	YDS	YEARS
1. Todd Reesing	11,194	2006-09
2. Frank Seurer	6,410	1980-83
3. Kelly Donohoe	5,382	1986-89
4. David Jaynes	5,132	1971-73
5. Mike Norseth	4,677	1984-85
6. Chip Hilleary	4,598	1989-92
7. Carter Stanley	4,386	2016-Pres.
8. Bill Whittemore	4,051	2002-03
9. Dylon Smith	3,562	1999-2000
10. Jordan Webb	3,079	2010-11

CAREER PASS COMP.	NO.	YEARS
1. Todd Reesing	932	2006-09
2. Frank Seurer	467	1980-83
3. Carter Stanley	396	2016-Pres.
4. Kelly Donohoe	392	1986-89
5. David Jaynes	389	1971-73
6. Mike Norseth	363	1984-85
7. Chip Hilleary	335	1989-92
8. Peyton Bender	331	2017-18
9. Bill Whittemore	310	2002-03
10. Jordan Webb	300	2010-11

CAREER PASS ATT.	NO.	YEARS
1. Todd Reesing	1,461	2006-09
2. Frank Seurer	934	1980-83
3. David Jaynes	754	1971-73
4. Kelly Donohoe	745	1986-89
5. Carter Stanley	652	2016-Pres.
6. Mike Norseth	647	1984-85
7. Chip Hilleary	636	1989-92
8. Peyton Bender	594	2017-18
9. Dylon Smith	569	1999-2000
10. Bill Whittemore	568	2002-03

CAREER PASSING TD'S	NO.	YEARS
1. Todd Reesing	90	2006-09
2. David Jaynes	35	1971-73
3. Carter Stanley	32	2016-Pres.
4. Frank Seurer	30	1980-83
5. Bill Whittemore	29	2002-03
6. Chip Hilleary	25	1989-92
7. Kelly Donohoe	24	1986-89
8. Mike Norseth	24	1984-85
9. Peyton Bender	23	2017-18
10. Dylon Smith	22	1999-2000

NATIONAL POLLS				
ASSOCIATED PRESS (Week 11)				
RK.	TEAM	RECORD	POINTS	PREV.
1.	LSU (54)	9-0	1,542	1
2.	Ohio State (5)	9-0	1,480	3
3.	Clemson (3)	10-0	1,441	4
4.	Alabama	8-1	1,312	2
5.	Georgia	8-1	1,267	6
6.	Oregon	8-1	1,224	7
7.	Minnesota	9-0	1,164	13
8.	Utah	8-1	1,099	8
9.	Penn State	8-1	1,003	5
10.	Oklahoma	8-1	1,000	9
11.	Florida	8-2	934	10
12.	Baylor	9-0	932	11
13.	Auburn	7-2	871	12
14.	Michigan	7-2	744	14
15.	Wisconsin	7-2	657	16
16.	Notre Dame	7-2	593	15
17.	Cincinnati	8-1	567	17
18.	Memphis	8-1	510	19
19.	Boise State	8-1	371	21
20.	SMU	9-1	346	23
21.	Navy	7-1	228	25
22.	Texas	6-3	199	nr
23.	Iowa	6-3	197	18
24.	Indiana	7-2	108	nr
25.	Oklahoma State	6-3	77	nr

Bold indicates KU opponent

Others receiving votes: Appalachian State (73), **Kansas State (67)**, Texas A&M (42), Wake Forest (38), Louisiana Tech (25), Virginia (12), San Diego State (7), **Iowa State (4)**, Virginia Tech (4), Washington (3), Pittsburgh (2), UCF (2), Air Force (2), USC (1), Illinois (1), North Dakota State (1)

USA TODAY COACHES' POLL (Week 11)				
RK.	TEAM	RECORD	POINTS	PREV.
1.	LSU	9-0	1,591	2
2.	Ohio State	9-0	1,523	5
3.	Clemson	10-0	1,491	3
4.	Alabama	8-1	1,356	1
5.	Georgia	8-1	1,327	6
6.	Oregon	8-1	1,269	7
7.	Minnesota	9-0	1,154	13
8.	Oklahoma	8-1	1,128	8
9.	Utah	8-1	1,096	9
10.	Baylor	9-0	1,028	10
11.	Penn State	8-1	942	5
12.	Florida	8-2	937	11
13.	Auburn	7-2	863	12
14.	Michigan	7-2	731	14
15.	Wisconsin	7-2	670	16
16.	Notre Dame	7-2	659	15
17.	Cincinnati	8-1	590	17
18.	Memphis	8-1	517	19
19.	Boise State	8-1	452	21
20.	SMU	9-1	326	23
21.	Navy	7-1	249	25
23.	Iowa	6-3	187	18
22.	Texas	6-3	163	nr
24.	Appalachian State	8-1	133	nr
25.	Indiana	7-2	123	nr

Bold indicates KU opponent

Others receiving votes: **Oklahoma State (49)**, Wake Forest (45), Louisiana Tech (43), **Kansas State (38)**, San Diego State (32), Texas A&M (31), Air Force (25), Virginia Tech (17), Wyoming (1), UL Lafayette (1), UCF (1).

JAYHAWK RADIO NETWORK

The Jayhawk IMG Radio Network has a footprint stretching across the state of Kansas. The Jayhawk IMG Radio Network provides a highly efficient way to reach multiple demographics and an attentive audience through a single partnership. The Jayhawks are able to offer both local and state-wide exposure during the official pre-game shows, play-by-play broadcast and post-game show.

Abilene/Salina	KDJM-101.7 FM
Coffeyville	KGFF-104.1 FM
*Concordia	KNCK-94.9 FM
Dodge City	KGNO-1370 AM
Emporia	KVOE-1400 AM
Fort Scott	KMDO-1600 AM
Fort Scott	KOMB-103.9 FM
Garden City	KBUF-1030 AM
Glen Elder	KZDY-96.3 FM
Goodland/Colby	KWGB-97.9 FM
Great Bend	KBGL-106.9 FM
Hays	KAYS-1400 AM
Hutchinson	KSKU-94.7 FM
Iola	KIOL-1370 AM
Kansas City	KCTE-1510 AM
Kansas City	KCTE-99.3 FM
Kansas City	WHB-810 AM
Lawrence	KLWN-1320 AM
Lawrence	KLZR-105.9 FM
Liberal	KSCB-1270 AM
Marysville	KNDY-95.5 FM
Parsons	KLKC-1540 AM
*Parsons	KLKC-93.5 FM
Phillipsburg	KKAN-1490 AM
Phillipsburg	KQMA-92.5 FM
Russell	KRSL-95.9 FM
Topeka	KMAJ-1440 AM
*Topeka	KWIC-99.3 FM
Wellington	KLEY-100.3 FM
Wichita	KFH-1240 AM
Wichita	KFH-97.5 FM

*carries games only (does not carry Hawk Talk)

-- affiliates subject to change, check your local listings

HAWK TALK WITH LES MILES

Live from the Johnny's--West Lawrence, Hawk Talk will give fans the opportunity to listen to Coach Miles answer fan questions from the internet and social media about all things KU football. Hawk Talk can be heard around the state on the Jayhawk Radio Network or around the world on KUathletics.com. The show takes place each Wednesday from 7-8 p.m.

DATE	GAME
Nov. 13	at Oklahoma State
Nov. 20	Iowa State

2019 TEAM CAPTAINS

Game	Captains
Kansas State	Hakeem Adeniji, Bryce Torneden, Kyle Thompson, Mike Lee
Texas Tech	Hakeem Adeniji, Bryce Torneden, Kyle Thompson, Mike Lee
Texas	Hakeem Adeniji, Bryce Torneden, Kyle Thompson, Mike Lee
Oklahoma	Hakeem Adeniji, Bryce Torneden, Kyle Thompson, Mike Lee
TCU	Hakeem Adeniji, Bryce Torneden, Kyle Thompson, Mike Lee, Carter Stanley
West Virginia	Hakeem Adeniji, Bryce Torneden, Kyle Thompson, Khalil Herbert, Dru Prox
Boston College	Hakeem Adeniji, Bryce Torneden, Kyle Thompson
Coastal Carolina	Hakeem Adeniji, Bryce Torneden, Kyle Thompson
Indiana State	Hakeem Adeniji, Bryce Torneden, Kyle Thompson

NOTES

DOWN TO THE WIRE

Through nine games this season, Kansas has played in five games that were decided by one score or less and in two games decided by three points or less. In games decided by one score or less, Kansas is 2-3, with wins coming against Indiana State and Texas Tech. In games decided by three points or less, Kansas stands at 1-1, while they have yet to reach overtime yet this season.

SCHOOL	OVERALL	1-SCORE		3-POINT	
		GAMES	RECORD	GAMES	RECORD
UNC	4-5	8	4-4	5	2-3
Miami	6-4	7	3-4	1	0-1
BYU	5-4	6	4-2	3	3-0
Colorado	4-6	6	3-3	3	3-0
Eastern Mich.	4-5	6	4-2	2	1-1
Pittsburgh	6-3	6	4-2	3	3-0
USC	6-4	6	4-2	2	0-2
SMU	9-1	6	5-1	2	2-0
Arizona State	5-4	5	3-2	2	1-1
Army	4-6	5	1-4	1	0-1
Baylor	9-0	5	5-0	3	3-0
California	5-4	5	2-3	1	1-0
Florida State	5-5	5	2-3	2	1-1
GA Southern	5-4	5	4-1	4	3-1
Illinois	6-4	5	3-2	3	2-1
Iowa State	5-4	5	1-4	4	1-3
Kansas	3-6	5	2-3	2	1-1
Minnesota	9-0	5	5-0	2	2-0
Nebraska	4-5	5	2-3	2	1-1
Ohio	4-5	5	2-3	4	1-3
San Diego St.	7-2	5	3-2	1	1-0
Texas	6-3	5	3-2	2	2-0
Toledo	6-3	5	5-0	2	2-0
Virginia	6-3	5	3-2	0	0-0
Virginia Tech	6-3	5	3-2	2	1-1
Wake Forest	7-2	5	4-1	4	3-1
Wyoming	6-3	5	2-3	2	0-2

HIGHLIGHT REEL

The Kansas wide receiver corps has made their way onto several highlight reels this season, led by six touchdowns by junior receivers **Andrew Parchment** and **Stephon Robinson**. Both Parchment and Robinson's six touchdowns are tied for the 14th most in KU single-season history, while they are just the fourth duo in Kansas history to each haul in six or more touchdown passes in a season, and the first since 2009.

RECEIVING TD DUOS	TDS	YEAR
1. Dezmon Briscoe, Kerry Meier	26	2008
2. Marcus Henry, Dezmon Briscoe	17	2007
Dezmon Briscoe, Kerry Meier	17	2009
4. Andrew Parchment, Stephon Robinson	12	2019

HAKEEM ADENIJI HEADED TO THE SENIOR BOWL

Kansas senior offensive lineman **Hakeem Adeniji** accepted an invitation to the 2020 Reese's Senior Bowl, becoming the 36th player in program history to be invited to the prestigious event. A native of Garland, Texas, Adeniji is one of 81 players from 45 teams around the country to receive an invitation from the Senior Bowl to play in one of the most elite postseason scouting events. The 2020 Reese's Senior Bowl will be played at Ladd Peebles Stadium in Mobile, Alabama, on Jan. 25. Kickoff is scheduled for 1:30 p.m., and the game will be broadcast live on the NFL Network.

TORNEDEN AND ADENIJI UP FOR SENIOR CLASS AWARD

Kansas seniors **Hakeem Adeniji** and **Bryce Torneden** were among 30 NCAA® Football Bowl Subdivision student-athletes selected as candidates for the 2019 Senior CLASS Award® in collegiate football. To be eligible for the award, a student-athlete must be classified as an NCAA Division I FBS senior and have notable achievements in four areas of excellence: community, classroom, character and competition. The 30 candidates will be narrowed to 10 finalists midway through the regular season, and those names will be placed on the official ballot. The Senior CLASS Award winner will then be announced during the football bowl season in early January.

BIG 12 CONFERENCE

2019 STANDINGS

	BIG 12	PCT	STREAK	OVERALL	PCT	STREAK
Baylor	6-0	1.000	W6	9-0	1.000	W9
Oklahoma	5-1	0.833	W1	8-1	0.889	W1
Texas	4-2	0.667	W1	6-3	0.667	W1
Kansas State	3-3	0.500	L1	6-3	0.667	L1
Oklahoma State	3-3	0.500	W2	6-3	0.667	W2
Iowa State	3-3	0.500	L2	5-4	0.556	L2
TCU	2-4	0.333	L2	4-5	0.444	L2
Texas Tech	2-4	0.333	W1	4-5	0.444	W1
Kansas	1-5	0.167	L1	3-6	0.333	L1
West Virginia	1-5	0.167	L5	3-6	0.333	L5

THIS WEEK IN THE BIG 12

Saturday, Nov. 16

Kansas at Oklahoma State, FS1	11 a.m.
TCU at Texas Tech, ESPN2	11 a.m.
Texas at Iowa State, FS1	2:30 p.m.
West Virginia at Kansas State, ESPN	2:30 p.m.
Oklahoma at Baylor, ABC	6:30 p.m.

LAST WEEK IN THE BIG 12

Saturday, Nov. 9

Baylor 29, TCU 23 (30T)	
Texas Tech, 38, West Virginia 17	
Kansas State 24, Texas 27	
Iowa State 41, Oklahoma 42	

2019 BIG 12 STAT LEADERS

SCORING	SCHOOL	PPG
Offense	Oklahoma	48.4
Defense	Baylor	19.0
RUSHING	YPG	TD
Chuba Hubbard, OSU	178.2	18
PASSING	YPG	TD
Brock Purdy, Iowa State	316.6	20
RECEIVING	YPG	TD
CeeDee Lamb, OU	109.2	13
TACKLES	SOLO-AST	TOTAL
Jordyn Brooks, TTU	60-38	98
SACKS	SOLO-AST	TOTAL
James Lynch, BU	7-3	8.5 (.94/G)
TACKLES-FOR-LOSS	SOLO-AST	TOTAL
Jordyn Brooks, TTU	15-6	18.0 (2.00/G)

BIG 12 PRESEASON POLL

1.	Oklahoma (68)	761
2.	Texas (9)	696
3.	Iowa State	589
4.	TCU	474
5.	Oklahoma State	460
6.	Baylor	453
7.	Texas Tech	281
8.	West Virginia	241
9.	Kansas State	191
10.	Kansas	89

BIG 12 TELECONFERENCE

Head coach Les Miles will be available on the weekly Big 12 Coaches Teleconference every Monday during the season. The call will be available live and archived on www.Big12Sports.com. Email Joni Lehmann (joni@big12sports.com) for the media dial-in number.

10 a.m.	Les Miles	Kansas
10:10 a.m.	Lincoln Riley	Oklahoma
10:20 a.m.	Mike Gundy	Oklahoma State
10:30 a.m.	Chris Klieman	Kansas State
10:40 a.m.	Neal Brown	West Virginia
10:50 a.m.	Matt Wells	Texas Tech
11 a.m.	Matt Rhule	Baylor
11:10 a.m.	Matt Campbell	Iowa State
11:20 a.m.	Gary Patterson	TCU
11:30 a.m.	Tom Herman	Texas

JAYHAWKS IN THE NFL

Kansas currently has eight Jayhawks on NFL rosters heading into week 11 of the regular season.

PLAYER	TEAM	POS.	EXP.
Dorance Armstrong Jr.	Dallas Cowboys	DE	2nd
Chris Harris Jr.	Denver Broncos	CB	9th
Bradley McDougald	Seattle Seahawks	S	7th
Steven Sims Jr.	Washington Redskins	WR	1st
Fish Smithson	Baltimore Ravens	S	3rd+
Aqib Talib	Miami Dolphins	CB	12th+
Shakial Taylor	Indianapolis Colts	CB	1st
Daniel Wise	Dallas Cowboys	DE	1st*

As of Nov. 10

*Signed to Practice Squad

+Placed on IR

WEEK 11 JAYHAWKS IN THE NFL SCHEDULE

SUNDAY, NOV. 17

Dallas Cowboys (Dorance Armstrong Jr.) at Detroit Lions	12 p.m.
Jacksonville Jaguars at Indianapolis Colts (Shakial Taylor)	12 p.m.
Denver Broncos (Chris Harris Jr.) at Minnesota Vikings	12 p.m.
New York Jets at Washington Redskins (Steven Sims Jr.)	12 p.m.

JAYHAWKS IN THE NFL STATS

Dorance Armstrong Jr. - Dallas Cowboys

	G	Sacks	Solo	FF
2019	8	2.0	7	1
Career	23	2.0	15	1

Chris Harris Jr. - Denver Broncos

	G	INT	YDS	TD
2019	9	1	11	0
Career	132	20	457	4

Bradley McDougald - Seattle Seahawks

	G	INT	YDS	TD
2019	8	1	0	0
Career	91	9	72	0

Aqib Talib - Los Angeles Rams

	G	INT	YDS	TD
2019	5	0	0	0
Career	148	35	752	10

Steven Sims Jr. - Washington Redskins

	G	Rec	Yds	TD	Rush	Yds	Y/A	TD
2019	9	9	45	0	6	82	13.7	1
Career	9	9	45	0	6	82	13.7	1

Shakial Taylor - Indianapolis Colts

	G	INT	YDS	TD
2019	4	0	0	0
Career	4	0	0	0

MILES TO GO: LES MILES AND KANSAS FOOTBALL



Kansas Athletics and Big 12 Now on ESPN+ announced an 18-part series that gives fans a comprehensive, behind-the-scenes look at Kansas head coach **Les Miles** and athletic director **Jeff Long** as they look to raise the program to national prominence. After releasing the first four episodes on August 29, weekly installments will stream on Big 12 Now on ESPN+ throughout the college football season, covering the 2019 season from start to finish.

NOTES

MAKING A DIFFERENCE

Senior captain **Bryce Torneden** was named to the 2019 AllState AFCA Good Works Team, becoming the first Kansas player to earn a spot on the prestigious team since **Darrell Stuckey** in 2009 and just the fourth Jayhawk in program history, joining **Chip Hilleary** (1992) and **Steven Bratton** (1998) as KU's previous honorees. Torneden is just one of 22 student-athletes selected nation-wide, narrowed from a list of 137 nominees by an esteemed panel of judges including **Kirk Herbstreit** (ESPN) and **Tim Tebow** (Florida, 2009 team). Torneden and the other players stood out for their leadership in local communities and overall commitment to giving back.

CHAMPIONSHIP CALIBER

There are only five active coaches in the FBS who have claimed a BCS National Championship, with Kansas head coach **Les Miles** included. In 2007, Miles led the LSU Tigers to a BCS National Championship victory over Ohio State, 38-24.

COACH

Les Miles	ACTIVE TEAM
Nick Saban	Alabama
Dabo Swinney	Clemson
Jimbo Fisher	Texas A&M
Mack Brown	North Carolina

DEFENSE IS HIS NAME

Senior defensive back **Hasan Defense** lived up to his name in the Jayhawks' season opener against Indiana State, where he returned a 57-yard interception to the house for the first Kansas touchdown of the season. The touchdown marked the first of his career and the first interception returned for a touchdown by a Jayhawk since Sept. 15, 2018 (**Bryce Torneden, Mike Lee**). Defense's interception was the sixth of his career, while he also moved up the Kansas career interception return yards list to No. 2 all-time with 192 yards, trailing only **Aqib Talib** (322).

INT RETURNS

	YDS	YEARS
1. Aqib Talib	322	2005-07
2. Hasan Defense	192	2017-Pres.
3. Bradley McDougald	189	2009-12

DIPLOMA IN HAND

Nine Jayhawks already earned their diploma ahead of the 2019 season.

GRADUATED JAYHAWKS

	MAJOR
Denzel Feaster	Liberal arts and sciences
Kevin Feder	Leadership studies
DeAnte Ford	Liberal arts and sciences
Hudson Hall	Communication studies
Willie McCaleb	Communication studies
Clyde McCauley	Communication studies
Manny Miles	Communication studies
Shaquille Richmond	Liberal arts and sciences
Carter Stanley	Communication studies

2020 SCHEDULE IS SET

The Big 12 Conference unveiled its 2020 football schedule on Oct. 22, where KU will host four Big 12 Conference foes and hit the road for five conference contests in 2020. The schedule also features a matchup with Baylor in week two to open league play.

DATE	OPPONENT	LOCATION
Sept. 5	New Hampshire	Lawrence, Kan.
Sept. 12	at Baylor*	Waco, Texas
Sept. 19	Boston College	Lawrence, Kan.
Sept. 26	at Coastal Carolina	Conway, S.C.
Oct. 3	Iowa State*	Lawrence, Kan.
Oct. 10	at Kansas State*	Manhattan, Kan.
Oct. 17	Oklahoma State*	Lawrence, Kan.
Oct. 24	at West Virginia*	Morgantown, W.Va.
Nov. 7	Texas*	Lawrence, Kan.
Nov. 14	at Texas Tech*	Lubbock, Texas
Nov. 21	at Oklahoma*	Norman, Okla.
Nov. 28	TCU*	Lawrence, Kan.

*Indicates Big 12 Conference game

AWARDS WATCH

BIG 12 PLAYERS OF THE WEEK

Week 11 (Nov. 11)

Offensive	CeeDee Lamb, WR, Oklahoma
Defensive	Terrel Bernard, LB, Baylor
Special Teams	John Mayers, K, Baylor
Newcomer	Sam James, WR, West Virginia

Week 10 (Nov. 4)

Offensive	Chuba Hubbard, RB, Oklahoma State
Defensive	Kolby Harvell-Peel, LB, Oklahoma State
Special Teams	Bravion Roy, DT, Baylor
Newcomer	Spencer Sanders, QB, Oklahoma State

Week Nine (Oct. 28)

Offensive	Carter Stanley, QB, Kansas
Defensive	Malcolm Rodriguez, S, Oklahoma State
Special Teams	Liam Jones, K, Kansas
Newcomer	Max Duggan, QB, TCU

Week Eight (Oct. 21)

Offensive	Jalen Hurts, QB, Oklahoma
Defensive	Terrel Bernard, LB, Baylor
Special Teams	Cameron Dicker, K, Texas
Newcomer	Breece Hall, RB, Iowa State

Week Seven (Oct. 14)

Offensive	CeeDee Lamb, WR, Oklahoma
Defensive	Kenneth Murray, LB, Oklahoma
Special Teams	John Mayers, K, Baylor
Newcomer	Breece Hall, RB, Iowa State
	Jalen Hurts, QB, Oklahoma

Week Six (Oct. 7)

Offensive	Jett Duffey, QB, Texas Tech
Defensive	Jordyn Brooks, LB, Texas Tech
Special Teams	Trey Wolf, PK, Texas Tech
Newcomer	Roschon Johnson, RB, Texas

Week Five (Sept. 30)

Offensive	Chuba Hubbard, RB, Oklahoma State
Defensive	Clay Johnson, LB, Baylor
Special Teams	John Mayers, K, Baylor
	Jalen Reagor, WR, TCU
Newcomer	Jalen Hurts, QB, Oklahoma

Week Four (Sept. 23)

Offensive	Brock Purdy, QB, Iowa State
Defensive	Kolby Harvell-Peel, S, Oklahoma State
Special Teams	Evan Staley, K, West Virginia
Newcomer	Andrew Parchment, WR, Kansas

Week Three (Sept. 16)

Offensive	Chuba Hubbard, RB, Oklahoma State
Defensive	Denzel Goolsby, DB, Kansas State
Special Teams	Malik Knowles, WR, Kansas State
Newcomer	Sam James, WR, West Virginia

Week Two (Sept. 10)

Offensive	Denzel Mims, WR, Baylor
	Devin Duvernay, WR, Texas
Defensive	B. Radley Hiles, DB, Oklahoma
Special Teams	Grayland Arnold, S, Baylor
Newcomer	Spencer Sanders, QB, Oklahoma State

Week One (Sept. 3)

Offensive	Jalen Hurts, QB, Oklahoma
Defensive	Garret Wallow, LB, TCU
Special Teams	Jonathan Song, PK, TCU
Newcomer	Jalen Hurts, QB, Oklahoma

JAYHAWK HONORS IN 2019

Davey O'Brien Great 8	Carter Stanley
	Oct. 28, 2019
Paul Hornung Honor Roll	Stephon Robinson Jr.
	Oct. 28, 2019
Manning Award Stars of the Week	Carter Stanley
	Oct. 28, 2019
Big 12 Newcomer of the Week	Andrew Parchment
	Sept. 23, 2019
AllState AFCA Good Works Team	Bryce Torneden
FWAA Reveal Suites Team of the Week	Kansas
	Sept. 16, 2019
Manning Award Stars of the Week	Carter Stanley
	Sept. 16, 2019

GAME 1

VS. INDIANA STATE



AUG. 31, 2019 | DAVID BOOTH KANSAS MEMORIAL STADIUM | LAWRENCE, KAN. | ATT: 32,611

INDIANA STATE	0	3	0	14	17
KANSAS	7	3	6	8	24

LAWRENCE, Kan. – Kansas football picked up its first win of the season with a 24-17 victory over Indiana State at David Booth Kansas Memorial Stadium on Saturday, earning the first win of the Les Miles era.

After falling behind 17-16 with 4:24 remaining in the fourth quarter, senior quarterback Carter Stanley led the Jayhawks on an eight-play, 75-yard drive to take the lead back from the Sycamores. Stanley capped the drive with a 22-yard strike to senior Daylon Charlot in the back of the endzone with 2:04 remaining.

In his first game with Kansas, junior Andrew Parchment led the Jayhawk offense with a career-high eight catches and 121 yards. Meanwhile, junior linebacker Dru Prox paved the way on defense finishing with a career-best nine tackles and one 12-yard sack in the fourth quarter, while senior Hasan Defense started the Jayhawk scoring attack by earning a 57-yard pick-six in the first quarter.

TEAM STATISTICS			PLAYER STATISTICS		
	INS	KU	KANSAS		
First Downs	20	20	Passing		
Rushing	20	6	Carter Stanley	20/29, 241 yds, 2 TD	
Passing	9	13	Rushing		
Rushing Yards	146	103	Khalil Herbert	17 att, 88 yds	
Rushing Attempts	37	34	Receiving		
Average Per Rush	3.9	3.0	Andrew Parchment	8 rec, 121 yds	
Passing Yards	219	241	Tackles		
Comp.-Att.-Int.	22-34-2	20-29-0	Dru Prox	9 tackles	
Average Per Comp.	10.0	12.1	Sacks		
Passing Touchdowns	1	2	Three players	1.0 sacks	
Total Offense	365	344	Interceptions		
Fumbles-Lost	0-0	4-3	Hasan Defense	1 interception	
Penalties-Yards	4-35	7-49	INDIANA STATE		
Punts-Yards	4-158	3-147	Passing		
Punt Return Yards	15	11	Ryan Boyle	22/34, 219 yds, 1 TD, 2 INT	
Kick Return Yards	17	24	Rushing		
Interceptions-Yards	0-0	2-70	Titus McCoy	14 att, 88 yds	
Time of Possession	31:25	28:35	Receiving		
Third Down Conversions	5-14	4-12	Dante Hendrix	8 rec, 57 yds	
Fourth Down Conversions	2-3	0-2	Tackles		
Red Zone	1-2	2-2	Clayton Glasco	6 tackles	
Sacks-Yards	2-13	3-18	Sacks		
Field Goals	1-3	1-2	Two players	1.0 sacks	
Points off Turnovers	14	13			

SCORING SUMMARY			
Qtr.	Time	Play	Score
1st	8:43	KU - Defense, Hasan 57 yd interception return	0-7
2nd	6:17	KU - Jones, Liam 36 yd field goal (9 plays, 55 yards, 3:09)	0-10
2nd	0:01	INS - Nunez, Jerry 20 yd field goal (9 plays, 60 yards, 1:46)	3-10
3rd	8:40	KU - Sosinski, James 10 yd pass from Stanley, Carter (7 plays, 87 yards, 3:05)	3-16
4th	10:52	INS - Jones II, Dante 26 yd pass from Boyle, Ryan (14 plays, 77 yards, 6:08)	10-16
4th	4:24	INS - Moala, Inoke 0 yd fumble recovery	17-16
4th	2:20	KU - Charlot, Daylon 22 yd pass from Stanley, Carter (Two-Point Conversion)	17-24

GAME 2

VS. COASTAL CAROLINA



SEPT. 7, 2019 | DAVID BOOTH KANSAS MEMORIAL STADIUM | LAWRENCE, KAN. | ATT: 33,493

COASTAL CAROLINA	0	6	6	0	12
KANSAS	7	0	0	0	7

LAWRENCE, Kan. – Kansas football fell short Saturday night to Coastal Carolina, 12-7, in David Booth Kansas Memorial Stadium.

The Jayhawks started strong out of the gate, putting together an eight-play, 65-yard drive, capped off with a Khalil Herbert 41-yard touchdown run that put Kansas up 7-0 early in the first quarter.

It was KU's rushing attack that kept the Jayhawks within striking distance of the Chanticleers. Sophomore Pooka Williams finished with 22 carries and 99 yards in his first game of the 2019 season. Meanwhile, Herbert tallied 82 yards on eight carries.

Defensively, junior linebacker Dru Prox led the effort as he ended the game with a career-best 11 tackles.

TEAM STATISTICS			PLAYER STATISTICS		
	CCU	KU	KANSAS		
First Downs	20	17	Passing		
Rushing	13	10	Carter Stanley	13/19, 107 yds, 2 INT	
Passing	6	7	Rushing		
Rushing Yards	172	173	Pooka Williams Jr.	22 att, 99 yds	
Rushing Attempts	49	37	Receiving		
Average Per Rush	3.5	4.7	Stephon Robinson	4 rec, 45 yds	
Passing Yards	119	107	Tackles		
Comp.-Att.-Int.	8-14-0	13-19-2	Dru Prox	11 tackles	
Average Per Comp.	14.9	8.2	Sacks		
Passing Touchdowns	1	0	Three players	1.0 sacks	
Total Offense	291	280	COASTAL CAROLINA		
Fumbles-Lost	1-0	1-0	Passing		
Penalties-Yards	4-31	5-40	Fred Payton	6/9, 98 yds	
Punts-Yards	4-161	2-99	Rushing		
Punt Return Yards	12	7	CJ Marable	24 att, 148 yds, 1 TD	
Kick Return Yards	6	37	Receiving		
Interceptions-Yards	2-25	0-0	Isaiah Likely	2 rec, 46 yd	
Time of Possession	34:26	25:34	Tackles		
Third Down Conversions	1-9	4-10	Teddy Gallagher	10 tackles	
Fourth Down Conversions	1-1	0-3	Sacks		
Red Zone	2-5	0-1	Four players	1.0 sacks	
Sacks-Yards	2-18	3-22			
Field Goals	0-2	0-1			
Points off Turnovers	6	0			

SCORING SUMMARY			
Qtr.	Time	Play	Score
1st	11:32	KU - Herbert, Khalil 41 yd run (8 plays, 65 yards, 3:28)	0-7
2nd	0:41	CCU - Marable, CJ 20 yd pass from Payton, Fred (6 plays, 64 yards, 2:00)	7-7
3rd	7:58	CCU - Marable, CJ 8 yd run (7 plays, 44 yards, 3:27)	12-7



SEPT. 13 | ALUMNI STADIUM | BOSTON, MASS. | ATT: 32,848

KANSAS	7	21	13	7	48
BOSTON COLLEGE	17	7	0	0	24

BOSTON — Behind 187 yards from senior running back Khalil Herbert and 122 yards from sophomore running back Pooka Williams Jr., Kansas was able to turn an early 10-0 deficit into a 48-24 win over Boston College at Alumni Stadium on Friday night.

After an interception on his first pass attempt of the game, senior quarterback Carter Stanley rebounded to complete 20-of-27 passes for 238 yards and three touchdowns in helping the Jayhawks give head coach Les Miles a win in his 200th career game as head coach.

Stanley's top target was junior wide receiver Andrew Parchment, who finished the game with eight catches for 100 yards, marking his second 100-yard receiving game on the season. Parchment also scored twice for the Jayhawks.

TEAM STATISTICS			PLAYER STATISTICS		
	KU	BC	KANSAS		
First Downs	23	26	Passing		
Rushing	13	12	Carter Stanley	20/27, 238 yds, 3 TD, 1 INT	
Passing	9	11	Rushing		
Rushing Yards	329	228	Khalil Herbert	11 att, 187 yds, 1 TD	
Rushing Attempts	45	47	Receiving		
Average Per Rush	7.3	4.9	Andrew Parchment	8 rec, 100 yds, 2 TD	
Passing Yards	238	219	Tackles		
Comp.-Att.-Int.	20-27-1	21-41-0	Dru Prox	10 tackles	
Average Per Comp.	11.9	10.4	Sacks		
Passing Touchdowns	3	2	Two players	0.5 sacks	
Total Offense	567	447	BOSTON COLLEGE		
Fumbles-Lost	0-0	2-0	Passing		
Penalties-Yards	8-75	8-55	Ryan Boyle	18/36, 195 yds, 1 TD	
Punts-Yards	4-181	4-166	Rushing		
Punt Return Yards	0	0	AJ Dillon	27 att, 151 att, 1 TD	
Kick Return Yards	96	203	Receiving		
Interceptions-Yards	0-0	1-17	Kobay White	3 rec, 45 yds	
Time of Possession	31:53	28:07	Tackles		
Third Down Conversions	8-15	10-19	Mehdi Al Ettrach	10 tackles	
Fourth Down Conversions	0-0	0-3	Interceptions		
Red Zone	8-8	3-5	Mehdi Al Ettrach	1 Interception	
Sacks-Yards	1-6	0-0			
Field Goals	2-2	1-2			
Points off Turnovers	0	3			

SCORING SUMMARY				
Qtr.	Time	Play	Score	
1st	12:41	BC - AJ Dillon 2 yd run (7 plays, 75 yards, 2:19)	0-7	
1st	11:09	BC - Aaron Boumerhi 40 yd field goal (4 plays, 4 yards, 0:43)	0-10	
1st	3:27	KU - Luavasa, Jack 19 yd pass from Stanley, Carter (8 plays, 78 yards, 3:54)	7-10	
1st	0:17	BC - Korab, Idrizi 20 yd pass from Anthony Brown (10 plays, 73 yards, 3:05)	7-17	
2nd	14:19	KU - Hall, Hudson 1 yd rn (3 plays, 48 yards, 0:50)	14-17	
2nd	3:41	KU - Parchment, Andrew 4 yd pass from Stanley, Carter (11 plays, 81 yards, 5:15)	21-17	
2nd	0:45	BC - Brown, Anthony 12 yd pass from Lewis, CJ (8 plays, 72 yards, 2:48)	21-24	
2nd	0:05	KU - Parchment, Andrew 3 yd pass from Stanley, Carter (4 plays, 85 yards, 0:35)	28-24	
3rd	10:24	KU - Jones, Liam 24 yd field goal (12 plays, 69 yards, 4:32)	31-24	
3rd	5:25	KU - Williams Jr., Pooka 12 yd run (8 plays, 87 yards, 3:12)	38-24	
3rd	0:35	KU - Jones, Liam 30 yd field goal (9 plays, 60 yards, 3:57)	41-24	
4th	5:44	KU - Herbert, Khalil 6 yd run (1 play, 6 yards, 0:06)	48-24	



SEPT. 21, 2019 | DAVID BOOTH KANSAS MEMORIAL STADIUM | LAWRENCE, KAN. | ATT: 35,816

WEST VIRGINIA	7	3	10	9	29
KANSAS	0	7	10	7	24

LAWRENCE, Kan. — The Kansas Jayhawks fell to the West Virginia Mountaineers, 29-24, at David Booth Kansas Memorial Stadium, in the team's conference-opener on Saturday.

Senior quarterback Carter Stanley led the Kansas offense with 275 yards passing and three touchdowns, including a second-quarter strike to junior wide receiver Kwamie Lassiter II and a third quarter 75-yard touchdown pass to junior wide receiver Andrew Parchment.

The 75-yard strike to Parchment was the longest touchdown of the season for the Jayhawks. Stanley connected with Parchment for a second time for a three-yard touchdown in the fourth quarter to bring the Jayhawks within five. Parchment finished with 132 total yards, his third 100+ yard game of the season, including his second in a row.

Senior Dru Prox, junior hawk Kyrn Johnson and senior safety Mike Lee led the Jayhawks on the defensive end with nine tackles each.

TEAM STATISTICS			PLAYER STATISTICS		
	WVU	KU	KANSAS		
First Downs	25	20	Passing		
Rushing	13	9	Carter Stanley	19/25, 275 yds, 3 TD, 1 INT	
Passing	11	9	Rushing		
Rushing Yards	192	142	Pooka Williams Jr.	15 att, 76 yds	
Rushing Attempts	48	30	Receiving		
Average Per Rush	4.0	4.7	Andrew Parchment	5 rec, 132 yds, 2 TD	
Passing Yards	202	275	Tackles		
Comp.-Att.-Int.	25-37-0	19-26-1	Three players	9 tackles	
Average Per Comp.	5.5	10.6	Sacks		
Passing Touchdowns	0	3	Two players	1.0 sacks	
Total Offense	394	417	WEST VIRGINIA		
Fumbles-Lost	0-0	1-1	Passing		
Penalties-Yards	5-41	4-45	Austin Kendall	25/37, 202 yds	
Punts-Yards	4-164	5-191	Rushing		
Punt Return Yards	16	0	Kennedy McKoy	20 att, 73 yds, 1 TD	
Kick Return Yards	38	37	Receiving		
Interceptions-Yards	1-0	0-0	Sam James	6 rec, 41 yds	
Time of Possession	37:41	22:19	Tackles		
Third Down Conversions	9-18	4-10	Josh Norwood	11 tackles	
Fourth Down Conversions	0-1	0-0	Sacks		
Red Zone	4-4	2-2	Two players	1.0 sacks	
Sacks-Yards	2-8	3-24			
Field Goals	3-4	1-1			
Points off Turnovers	6	0			

SCORING SUMMARY				
Qtr.	Time	Play	Score	
1st	7:37	WVU - McKoy, Kennedy 3 yd run (13 plays, 71 yards, 5:59)	7-0	
2nd	12:06	KU - Lassiter, Kwamie 28 yd pass from Stanley, Carter (7 plays, 75 yards, 2:43)	7-7	
2nd	0:00	WVU - Staley, Evan 37 yd field goal (9 plays, 51 yards, 0:49)	10-7	
3rd	10:31	WVU - Pettaway, Martell 23 yd run (10 plays, 70 yards, 4:24)	17-7	
3rd	6:06	KU - Jones, Liam 23 yd field goal (11 plays, 71 yards, 4:24)	17-10	
3rd	4:20	WVU - Staley, Evan 44 yd field goal (4 plays, 5 yards, 1:45)	20-10	
3rd	4:08	KU - Parchment, Andrew 75 yd pass from Stanley, Carter (1 play, 75 yards, 0:12)	20-17	
4th	12:35	WVU - Staley, Evan 22 yd field goal (12 plays, 73 yards, 6:28)	23-17	
4th	5:04	WVU - Pettaway, Martell 7 yd run (2-point failed) (11 plays, 51 yards, 5:36)	29-17	
4th	2:10	KU - Parchment, Andrew 3 yd pass from Stanley, Carter (10 plays, 70 yards, 2:49)	29-24	

GAME 5

AT TCU



SEPT. 28, 2019 | AMON G. CARTER STADIUM | FORT WORTH, TEXAS | ATT: 41,960

KANSAS	0	0	0	14	14
TCU	21	17	0	13	51

FORT WORTH – On a hot and humid day in Texas, TCU outscored Kansas, 51-14, behind seven touchdowns, each by a different Horned Frog except for Max Duggan's two. TCU compiled 625 yards of total offense at Amon G. Carter Stadium, 306 through the air and 319 on the ground.

Freshman running back Velton Gardner scored his first-career touchdown at KU, a 45-yard run, early in the fourth quarter. It was Gardner's longest carry in 2019 as well as the Jayhawks' second-longest rushing touchdown of the season.

Sophomore running back Pooka Williams Jr., got into the scoring action for Kansas in the fourth quarter as well. His 25-yard catch from senior quarterback Carter Stanley was Williams' first receiving touchdown this season.

In his first-career start for the Jayhawks, freshman linebacker Gavin Potter led the team in total tackles with 11, including nine of which came solo.

TEAM STATISTICS			PLAYER STATISTICS	
	KU	TCU	KANSAS	
First Downs	8	29	Passing	
Rushing	3	15	Carter Stanley	12/29, 84 yds, 1 TD
Passing	3	14	Rushing	
Rushing Yards	75	319	Velton Gardner.....	4 att, 61 yds, 1 TD
Rushing Attempts	18	61	Receiving	
Average Per Rush	4.2	5.2	Andrew Parchment.....	4 rec, 10 yds
Passing Yards	84	306	Tackles	
Comp.-Att.-Int.	12-29-0	19-27-0	Gavin Potter	11 tackles
Average Per Comp.	7.0	16.1	Sacks	
Passing Touchdowns	1	2	Caleb Sampson.....	1.0 sacks
Total Offense	159	625	TCU	
Fumbles-Lost	1-0	1-0	Passing	
Penalties-Yards	2-10	10-95	Alex Delton.....	10/15, 186 yds
Punts-Yards	9-437	4-155	Rushing	
Punt Return Yards	0	139	Darius Anderson.....	18 att, 115 yds, 1 TD
Kick Return Yards	101	0	Receiving	
Interceptions-Yards	0-0	0-0	Dylan Thomas.....	3 rec, 44 yds, 1 TD
Time of Possession	20:25	39:35	Tackles	
Third Down Conversions	1-11	14-19	Garret Wallow	6 tackles
Fourth Down Conversions	0-0	0-0	Sacks	
Red Zone	0-0	6-6	Dee Winters	1.0 sacks
Sacks-Yards	1-11	2-7		
Field Goals	0-1	1-2		
Points off Turnovers	0	0		

SCORING SUMMARY			
Qtr.	Time	Play	Score
1st	11:12	TCU - Thomas, Dylan 26 yd pass from Duggan, Max (5-59, 1:53)	0-7
1st	2:09	TCU - Wells, Pro 7 yd td pass from Duggan, Max (17-72, 8:08)	0-14
1st	0:00	TCU - Reagor, Jalen 73 yd punt return	0-21
2nd	10:54	TCU - Anderson, Darius 11 yd run (5-52, 2:21)	0-28
2nd	4:44	TCU - Olonilua, Sewo (5-69, 2:49)	0-35
2nd	0:01	TCU - Song, Jonathan 25 yd field goal (14-79, 3:35)	0-38
4th	12:10	KU - Gardner, Velton 45 yd run (2-45, 0:17)	7-38
4th	9:13	TCU - Foster, Daimarqua 8 yd run (5-75, 2:57)	7-45
4th	3:50	KU - Williams, Pooka 25 yd pass from Stanley, Carter (5-52, 2:03)	14-45
4th	0:00	TCU - Collins, Mike 11 yd run (10-75, 3:50)	14-51

GAME 6

VS. OKLAHOMA



OCT. 5, 2019 | DAVID BOOTH KANSAS MEMORIAL STADIUM | LAWRENCE, KAN. | ATT: 34,402

OKLAHOMA	7	14	14	10	45
KANSAS	7	0	0	13	20

LAWRENCE, Kan. – The No. 6/4-ranked Oklahoma offense proved too powerful to overcome as the Kansas football team dropped its third-straight game, 45-20, Saturday afternoon at David Booth Kansas Memorial Stadium.

The Sooners (6-0, 3-0 Big 12) racked up 545 yards of total offense, including 277 yards in the air and 268 yards on the ground. The Jayhawks (2-4, 0-3 Big 12) combined for 360 yards with sophomore running back Pooka Williams Jr., picking up over a third of those on the ground (137).

The Jayhawks also found success through the air to wide receiver Stephon Robinson Jr. The Kansas junior compiled a career-high 131 yards receiving and two touchdowns on five receptions. Senior quarterback Carter Stanley completed 18-of-28 passes for 230 yards and three touchdowns, with his first touchdown pass going to Daylon Charlot for the game's opening score.

TEAM STATISTICS			PLAYER STATISTICS	
	OU	KU	KANSAS	
First Downs	29	18	Passing	
Rushing	11	5	Carter Stanley	18/28, 230 yds, 3 TD
Passing	15	11	Rushing	
Rushing Yards	268	130	Pooka Williams Jr.....	23 att, 144 yds
Rushing Attempts	37	32	Receiving	
Average Per Rush	7.2	4.1	Stephon Robinson.....	5 rec, 131 yds, 2 TD
Passing Yards	277	230	Tackles	
Comp.-Att.-Int.	20-29-1	18-28-0	Bryce Torneden.....	5 tackles
Average Per Comp.	13.9	12.8	Sacks	
Passing Touchdowns	2	3	Azur Kamara	1 sack
Total Offense	545	360	OKLAHOMA	
Fumbles-Lost	0-0	0-0	Passing	
Penalties-Yards	8-89	9-82	Jalen Hurts	16/24, 228 yds, 2 TD, 1 INT
Punts-Yards	2-100	5-215	Rushing	
Punt Return Yards	46	0	Rhamondre Stevenson.....	5 att, 109 yds, 1 TD
Kick Return Yards	34	108	Receiving	
Interceptions-Yards	0-0	1-0	Brayden Willis.....	2 rec, 28 yds
Time of Possession	29:31	30:29	Tackles	
Third Down Conversions	6-9	6-14	Delarrin Turner-Yell.....	7 tackles
Fourth Down Conversions	0-0	0-2	Sacks	
Red Zone	6-7	1-1	Three players.....	1 sack
Sacks-Yards	3-21	1-8		
Field Goals	1-1	0-0		
Points off Turnovers	0	0		

SCORING SUMMARY			
Qtr.	Time	Play	Score
1st	3:35	KU - Charlot, Daylon 22 yd pass from Stanley, Carter (9-98, 5:14)	0-7
1st	1:26	OU - Sermon, Trey 2 yd run (6-77, 2:03)	7-7
2nd	7:51	OU - Hurts, Jalen 1 yd run (7-58, 2:57)	14-7
2nd	0:31	OU - Lamb, CeeDee 10 yd pass from Hurts, Jalen (1-10, 0:08)	21-7
3rd	10:19	OU - Hurts, Jalen 5 yd run (10-84, 4:36)	28-7
3rd	6:18	OU - Sermon, Trey 15 yd pass from Hurts, Jalen (7-83, 2:52)	35-7
4th	10:45	OU - Stevenson, Rhamondre 61 yd run (1-61, 0:13)	42-7
4th	9:35	KU - Robinson, Stephon 39 yd pass from Stanley, Carter (2-75, 1:04)	42-14
4th	4:47	OU - Brkic, Gabe 32 yd field goal (10-60, 4:48)	45-14
4th	11:12	KU - Robinson, Stephon 24 yd pass from Stanley, Carter (6-70, 1:54)	45-20

GAME 7

AT TEXAS



OCT. 19, 2019 | DARRELL K ROYAL-TEXAS MEMORIAL STADIUM | AUSTIN, TEXAS | ATT: 97,137

KANSAS	3	14	7	24	48
TEXAS	14	7	3	26	50

AUSTIN – Kansas football's upset bid of the No. 15 Texas Longhorns fell just short in Austin Saturday night, as Cameron Dicker kicked a 33-yard game-winning field goal as the game clock expired to put his team ahead on the scoreboard, 50-48.

KU took the lead with 1:11 remaining, scoring a touchdown and a 2-point conversion, both thrown by senior quarterback Carter Stanley. Wide receiver Stephon Robinson Jr., caught his second touchdown of the night from Stanley on the drive, while senior Daylon Charlot made the catch at the back of the end zone from Stanley for the 2-point conversion to put the Jayhawks ahead, 48-47. Robinson led the Jayhawks in receiving with seven receptions for 67 yards and two touchdowns.

Texas' offense countered once again though, and drove 60 yards down the field in 10 plays to have the night capped off by Dicker's game-winning field goal.

Sophomore Pooka Williams Jr., led the Jayhawks with 190 rushing yards on 25 carries and two touchdowns, marking his seventh career game with 100+ rushing yards. The Jayhawks accumulated 569 yards of total offense, the second display of over 500 yards this season, topping the 567 yard performance against Boston College on September 13. Stanley completed 27-of-47 passes for 310 yards four touchdowns, marking his first four-touchdown game of his career.

Defensively, true freshman Gavin Potter led the Jayhawks with nine tackles and 1.5 sacks. The Jayhawks forced the Longhorns into two turnovers, including Najee Stevens-Mckenzie's second interception of the season, coming in consecutive games.

TEAM STATISTICS			PLAYER STATISTICS		
	KU	UT	KANSAS		
First Downs	27	33	Passing		
Rushing	13	15	Carter Stanley	27/47, 310 yds, 4 TD	
Passing	11	17	Rushing		
Rushing Yards	259	239	Pooka Williams Jr.	25 att, 190 yds, 2 TD	
Rushing Attempts	39	40	Receiving		
Average Per Rush	6.6	6.0	Stephon Robinson	7 rec, 67 yds, 2 TD	
Passing Yards	310	399	Tackles		
Comp.-Att.-Int.	27-47-0	31-45-1	Gavin Potter	9 tackles	
Average Per Comp.	11.5	12.9	Sacks		
Passing Touchdowns	4	4	Gavin Potter	1.0 sacks	
Total Offense	569	638	TEXAS		
Fumbles-Lost	2-0	2-1	Passing		
Penalties-Yards	7-50	8-86	Sam Ehlinger	31/44, 399 yds, 4 TD, 1 INT	
Punts-Yards	3-115	1-55	Rushing		
Punt Return Yards	1-14	0-0	Keaontay Ingram	14 att, 101 yds, 1 TD	
Kick Return Yards	2-46	1-13	Receiving		
Interceptions-Yards	1-2	0-0	Devin Duvernay	8 rec, 110 yds, 2 TD	
Time of Possession	31:31	28:29	Tackles		
Third Down Conversions	10-19	9-14	Brandon Jones	10 tackles	
Fourth Down Conversions	2-2	1-3	Sacks		
Red Zone	6-77	6-6	DeMarvio Overshawn	1 sack	
Sacks-Yards	3-24	1-7	TEXAS TECH		
Field Goals	2-4	2-2	Passing		
Points off Turnovers	13	2	Jett Duffey	23/34, 271 yds, 3 TD	

GAME 8

VS. TEXAS TECH



OCT. 26, 2019 | DAVID BOOTH KANSAS MEMORIAL STADIUM | LAWRENCE, KAN. | ATT: 31,036

TEXAS TECH	7	10	10	7	34
KANSAS	0	14	6	17	37

LAWRENCE, Kan. — Junior kicker Liam Jones nailed a 32-yard field goal as time expired to earn the Kansas football team its first Big 12 Conference win in the Les Miles era, 37-34, Saturday night inside David Booth Kansas Memorial Stadium.

Jones had two attempts to win the game with his first try from 40 yards being blocked. On the return, Texas Tech (3-5, 1-4 Big 12) fumbled the ball on the 22-yard line where Kansas' (3-5, 1-4 Big 12) Logan Klusman dove on the ball. That gave Jones and the Jayhawks new life with two seconds remaining in the game, and this time, he sailed it straight through the uprights.

Kansas overcame a 13-point third quarter deficit behind consecutive passing touchdowns from senior quarterback Carter Stanley, one to junior wide receiver Stephon Robinson Jr., for a 65-yard touchdown, and another to Andrew Parchment for a 70-yard score. Stanley threw three touchdowns on the night, marking his seventh career game with three or more touchdown passes.

Robinson led the Jayhawks in receiving with six receptions for 186 yards and two touchdowns, while both he and Parchment surpassed the century mark, which was the first time since 2016 that the Jayhawks have had two players with 100+ yards receiving (LaQuionte Gonzalez, Steven Sims Jr., vs TCU) in a single game. As an offense, the Jayhawks totaled 527 yards, marking the second-consecutive game with 500+ yards and their third this season.

Defensively, Kansas was led by sophomore Davon Ferguson, who made his first-career start on Saturday, and freshman Gavin Potter, who each notched seven tackles.

TEAM STATISTICS			PLAYER STATISTICS		
	TTU	KU	KANSAS		
First Downs	28	22	Passing		
Rushing	12	8	Carter Stanley	26/37, 415 YDS, 3 TD, 1 INT	
Passing	11	13	Rushing		
Rushing Yards	212	112	Pooka Williams Jr.	21 att, 69 yds	
Rushing Attempts	45	32	Receiving		
Average Per Rush	4.7	3.5	Stephon Robinson	6 rec, 186 yds, 2 TD	
Passing Yards	271	415	Tackles		
Comp.-Att.-Int.	23-34-0	26-37-1	Two players	7 tackles	
Average Per Comp.	11.8	16.0	TEXAS TECH		
Passing Touchdowns	3	3	Passing		
Total Offense	483	527	DaMarcus Fields	9 tackles	
Fumbles-Lost	3-1	1-0	Sacks		
Penalties-Yards	8-69	8-88	Eli Howard	1 sack	
Punts-Yards	5-211	5-214	TEXAS TECH		
Punt Return Yards	5	0	Passing		
Kick Return Yards	59	103	Jett Duffey	23/34, 271 yds, 3 TD	
Interceptions-Yards	1-0	0-0	Rushing		
Time of Possession	32:28	27:32	SaRodrick Thompson	20 att, 80 yds, 1 TD	
Third Down Conversions	6/15	9/15	Receiving		
Fourth Down Conversions	2/2	0/0	Dalton Rigdon	7 rec, 76 yds, 1 TD	
Red Zone	5/5	2/2	Tackles		
Sacks-Yards	1-10	0-0	DaMarcus Fields	9 tackles	
Field Goals	2/2	1/2	Sacks		
Points off Turnovers	0	3	Eli Howard	1 sack	



NOV. 2, 2019 | DAVID BOOTH KANSAS MEMORIAL STADIUM | LAWRENCE, KAN. | ATT: 47,223

KANSAS STATE	7	10	7	14	38
KANSAS	3	0	0	7	10

LAWRENCE, Kan. -- The running game of the No. 22-ranked Wildcats proved too much to handle as the Kansas football team fell to in-state rival Kansas State, 38-10, in the 117th meeting of the Dillons Sunflower Showdown inside David Booth Kansas Memorial Stadium.

The Jayhawks (3-6, 1-5 Big 12) and Wildcats (6-2, 3-2 Big 12) battled in front of the first sellout in Lawrence in a decade – with a max capacity crowd of 47,233. The last time Kansas sold out Memorial Stadium came on Nov. 14, 2009 against Nebraska.

On Saturday, the Wildcats scored on their first drive and Kansas was unable to answer, as Kansas State jumped out to a 17-3 lead at halftime. Kansas scored a fourth quarter touchdown on a Manny Miles 1-yard touchdown run, as the Jayhawks fell to the Wildcats, 38-10.

Kansas senior quarterback Carter Stanley completed 13-of-23 for 115 yards, as the Kansas offense totaled 241 yards. Kansas State quarterback Skylar Thompson completed 9-of-16 passes for 129 yards and one touchdown, while rushing for 131 yards and two touchdowns on 17 attempts.

TEAM STATISTICS		PLAYER STATISTICS	
KSU		KANSAS	
First Downs		Passing	
Rushing		Carter Stanley	13/23, 115 yds, 2 INT
Passing		Rushing	
Rushing Yards		Pooka Williams Jr.	14 att, 61 yds
Rushing Attempts		Receiving	
Average Per Rush		Andrew Parchment	5 rec, 49 yds
Passing Yards		Tackles	
Comp.-Att.-Int.		Two players	8 tackles
Average Per Comp.		Sacks	
Passing Touchdowns		Codey Cole III	1 sack
Total Offense		KANSAS STATE	
Fumbles-Lost		Passing	
Penalties-Yards		Skylar Thompson	9/16, 129 yds
Punts-Yards		Rushing	
Punt Return Yards		Skylar Thompson	17 att, 127 yds, 3 TD
Kick Return Yards		Receiving	
Interceptions-Yards		Dalton Schoen	2 rec, 67 yds
Time of Possession		Tackles	
Third Down Conversions		Two players	4 tackles
Fourth Down Conversions		Sacks	
Red Zone		Trey Dishon	2 sacks
Sacks-Yards			
Field Goals			
Points off Turnovers			

SCORING SUMMARY

Qtr.	Time	Play	Score
1st	7:21	KSU - Thompson, Skylar 1 yd run (10-88, 5:54)	0-7
1st	4:50	KU - Jones, Liam 34 yd field goal (8-45, 2:23)	3-7
2nd	14:54	KSU - Trotter, Harry 9 yd run (10-78, 4:51)	3-14
2nd	0:00	KSU - Lynch, Blake 39 yd field goal (7-25, 1:20)	3-17
3rd	10:52	KSU - Thompson, Skylar 12 yd run (9-75, 4:08)	3-24
4th	12:18	KSU - Thompson, Skylar 4 yd run (6-26, 2:36)	3-31
4th	9:30	KSU - Burns, Tyler 14 yd run (2-32, 0:48)	3-38
4th	0:35	KU - Miles, Manny 1 yd run (5-66, 0:55)	10-38

2019 OPPONENT SCHEDULES



INDIANA STATE SYCAMORES (3-7, 1-5 MVFC)

DATE	OPPONENT	TIME/RESULT
Aug. 31	at Kansas	L, 17-24
Sept. 7	DAYTON	L, 35-42
Sept. 14	EASTERN KENTUCKY	W, 19-7
Sept. 21	EASTERN ILLINOIS	W, 19-7
Oct. 5	at South Dakota	L, 38-0
Oct. 12	WESTERN ILLINOIS	W, 20-10
Oct. 19	SOUTH DAKOTA STATE	L, 42-23
Oct. 26	at 7 Illinois State	L, 24-7
Nov. 2	SOUTHERN ILLINOIS	L, 23-14
Nov. 9	at 5 Northern Iowa	L, 17-9
Nov. 16	YOUNGSTOWN STATE	1 p.m.
Nov. 23	at Missouri State	3 p.m.



COASTAL CAROLINA CHANTICLEERS (4-5, 1-4 SUN BELT)

DATE	OPPONENT	TIME/RESULT
Aug. 31	EASTERN MICHIGAN	L, 23-30
Sept. 7	at Kansas	W, 12-7
Sept. 14	NORFOLK STATE	W, 46-7
Sept. 21	at UMass	W, 62-28
Sept. 28	at Appalachian State	L, 37-56
Oct. 12	GEORGIA STATE	L, 21-31
Oct. 19	at Georgia Southern	L, 27-30
Nov. 2	TROY	W, 36-35
Nov. 7	LOUISIANA	L, 7-48
Nov. 16	at Arkansas State	2 p.m.
Nov. 23	at ULM	4 p.m.
Nov. 30	TEXAS STATE	TBA



BOSTON COLLEGE EAGLES (5-5, 3-4 ACC)

DATE	OPPONENT	TIME/RESULT
Aug. 31	VIRGINIA TECH	W, 35-28
Sept. 7	RICHMOND	W, 45-13
Sept. 13	KANSAS	L, 24-48
Sept. 21	at Rutgers	W, 30-16
Sept. 28	WAKE FOREST	L, 24-27
Oct. 5	at Louisville	L, 39-41
Oct. 19	NC STATE	W, 45-24
Oct. 26	at 2/4 Clemson	L, 7-59
Nov. 2	at Syracuse	W, 58-27
Nov. 9	FLORIDA STATE	L, 31-38
Nov. 23	at Notre Dame	1:30 p.m.
Nov. 30	at Pittsburgh	TBA



WEST VIRGINIA MOUNTAINEERS (3-6, 1-5 BIG 12)

DATE	OPPONENT	TIME/RESULT
Aug. 31	JAMES MADISON	W, 20-13
Sept. 7	at Missouri	L, 7-38
Sept. 14	NC STATE	W, 44-27
Sept. 21	at Kansas	W, 29-24
Oct. 5	TEXAS	L, 31-42
Oct. 12	IOWA STATE	L, 14-38
Oct. 19	at Oklahoma	L, 14-52
Oct. 31	at Baylor	L, 14-17
Nov. 9	TEXAS TECH	L, 17-38
Nov. 16	at Kansas State	2:30 p.m.
Nov. 23	OKLAHOMA STATE	TBA
Nov. 29	at TCU	2:30 p.m.



TCU HORNED FROGS (4-5, 2-4 BIG 12)

DATE	OPPONENT	TIME/RESULT
Aug. 31	ARKANSAS - PINE BLUFF	W, 39-7
Sept. 14	at Purdue	W, 34-13
Sept. 21	SMU	L, 38-41
Sept. 28	KANSAS	W, 51-14
Oct. 5	at Iowa State	L, 24-49
Oct. 19	at Kansas State	L, 17-24
Oct. 26	15/15 TEXAS	W, 37-27
Nov. 2	at Oklahoma State	L, 27-34
Nov. 9	BAYLOR	L, 24-29 (3OT)
Nov. 16	at Texas Tech	11 a.m.
Nov. 23	at Oklahoma	2:30 or 7 p.m.
Nov. 29	WEST VIRGINIA	2:30 p.m.



NO. 10/8 OKLAHOMA SOONERS (8-1, 5-1 BIG 12)

DATE	OPPONENT	TIME/RESULT
Sept. 1	HOUSTON	W, 49-31
Sept. 7	SOUTH DAKOTA	W, 70-14
Sept. 14	at UCLA	W, 48-14
Sept. 28	TEXAS TECH	W, 55-16
Oct. 5	at Kansas	W, 45-20
Oct. 12	TEXAS	W, 34-27
Oct. 19	WEST VIRGINIA	W, 52-14
Oct. 26	at Kansas State	L, 41-48
Nov. 9	IOWA STATE	W, 42-41
Nov. 16	at Baylor	6:30 p.m.
Nov. 23	TCU	2:30 or 7 p.m.
Nov. 30	at Oklahoma State	TBA



NO. 22/23 TEXAS LONGHORNS (6-3, 4-2 BIG 12)

DATE	OPPONENT	TIME/RESULT
Aug. 31	LOUISIANA TECH	W, 45-14
Sept. 7	LSU	L, 38-45
Sept. 14	at Rice	W, 48-13
Sept. 21	OKLAHOMA STATE	W, 36-30
Oct. 5	WEST VIRGINIA	W, 42-31
Oct. 12	OKLAHOMA	L, 27-34
Oct. 19	KANSAS	W, 50-48
Oct. 26	at TCU	L, 37-27
Nov. 9	KANSAS STATE	W, 27-24
Nov. 16	AT IOWA STATE	2:30 p.m.
Nov. 23	at Baylor	2:30 or 7 p.m.
Nov. 29	TEXAS TECH	11 a.m.



TEXAS TECH RED RAIDERS (5-4, 2-4 BIG 12)

DATE	OPPONENT	TIME/RESULT
Aug. 31	MONTANA STATE	W, 45-10
Sept. 7	UTEP	W, 38-3
Sept. 14	at Arizona	L, 14-28
Sept. 28	at Oklahoma	L, 16-55
Oct. 5	OKLAHOMA STATE	W, 45-35
Oct. 12	at Baylor	L, 30-33 (2OT)
Oct. 19	IOWA STATE	L, 24-34
Oct. 26	at Kansas	L, 34-37
Nov. 9	at West Virginia	W, 17-38
Nov. 16	TCU	11 a.m.
Nov. 23	KANSAS STATE	TBA
Nov. 29	at Texas	11 a.m.



KANSAS STATE WILDCATS (6-3, 3-3 BIG 12)

DATE	OPPONENT	TIME/RESULT
Aug. 31	NICHOLLS	W, 49-14
Sept. 7	BOWLING GREEN	W, 52-0
Sept. 14	at Mississippi State	W, 31-24
Sept. 28	at Oklahoma State	L, 13-26
Oct. 5	BAYLOR	L, 12-31
Oct. 19	TCU	W, 24-17
Oct. 26	5/5 OKLAHOMA	W, 48-41
Nov. 2	at Kansas	W, 38-10
Nov. 9	at Texas	L, 24-27
Nov. 16	WEST VIRGINIA	2:30 p.m.
Nov. 23	at Texas Tech	TBA
Nov. 30	IOWA STATE	TBA



OKLAHOMA STATE COWBOYS (6-3, 3-3 BIG 12)

DATE	OPPONENT	TIME/RESULT
Aug. 30	at Oregon State	W, 52-36
Sept. 7	McNEESE	W, 56-14
Sept. 14	at Tulsa	W, 40-21
Sept. 21	at Texas	L, 30-36
Sept. 28	KANSAS STATE	W, 26-13
Oct. 5	at Texas Tech	L, 35-45
Oct. 19	BAYLOR	L, 27-45
Oct. 26	at Iowa State	W, 34-27
Nov. 2	TCU	W, 34-27
Nov. 16	KANSAS	11 a.m.
Nov. 23	at West Virginia	TBA
Nov. 30	OKLAHOMA	TBA



IOWA STATE CYCLONES (5-4, 3-3 BIG 12)

DATE	OPPONENT	TIME/RESULT
Aug. 31	UNI	W, 29-26 (3OT)
Sept. 14	IOWA	L, 17-18
Sept. 21	LOUISIANA-MONROE	W, 72-20
Sept. 28	at Baylor	L, 21-23
Oct. 5	TCU	W, 49-24
Oct. 12	at West Virginia	W, 38-14
Oct. 19	at Texas Tech	W, 34-24
Oct. 26	OKLAHOMA STATE	L, 27-34
Nov. 9	at Oklahoma	L, 41-42
Nov. 16	TEXAS	2:30 p.m.
Nov. 23	KANSAS	11 a.m.
Nov. 30	at Kansas State	TBA



NO. 12/10 BAYLOR BEARS (8-0, 5-0 BIG 12)

DATE	OPPONENT	TIME/RESULT
Aug. 31	STEPHEN F. AUSTIN	W, 56-17
Sept. 7	UTSA	W, 63-14
Sept. 21	at Rice	W, 21-13
Sept. 28	IOWA STATE	W, 23-21
Oct. 5	at Kansas State	W, 31-12
Oct. 12	TEXAS TECH	W, 33-30 (2OT)
Oct. 19	at Oklahoma State	W, 45-27
Oct. 31	WEST VIRGINIA	W, 17-14
Nov. 9	at TCU	W, 29-24 (3OT)
Nov. 16	OKLAHOMA	6:30 p.m.
Nov. 23	TEXAS	2:30 or 7 p.m.
Nov. 30	at Kansas	TBA



LES MILES

Head Coach

ALMA MATER	Michigan, '76	WIFE	Kathy
HOMETOWN	Elyria, Ohio	CHILDREN	Kathryn, Manny, Ben & Macy

Les Miles, a national championship-winning former coach at Louisiana State and Oklahoma State, was named the head coach of the University of Kansas football team on November 18, 2018.

Miles brings to Lawrence 142 victories, a BCS national championship, two SEC titles, 109 NFL Draft picks, including 21 First Round selections, in 35-plus seasons of college coaching, the most career wins of anyone who has coached football at Kansas in the modern era.

Most recently, Miles served as the head coach at LSU (2005-16), where his teams averaged 10 wins per year in his 11 full seasons. He led LSU to bowl games in each of those 11 seasons (winning seven), and won 42 games against Top-25 teams and 16 over Top-10 teams. Miles' teams won 10 or more games seven times, reached the SEC title game three times (winning twice) and led LSU to five Top-10 and three Top-5 finishes.

During his tenure at LSU, Miles coached an SEC-leading 87 NFL Draft picks, 17 of them first-round selections. He coached 22 first-team All-Americans and 11 players who won national awards. He is the second-winningest coach in LSU history in overall wins (112) and SEC regular-season wins (63).

In the classroom, more than 240 players earned degrees under Miles and during his tenure, LSU football's graduation rate ranked as high as No. 2 in the SEC multiple times. As part of LSU's Project Graduation established in 2010, more than 30 players who had left school without a degree returned to earn their college diploma before Miles left in 2016. Nearly 190 LSU players were named to the SEC Academic Honor Roll during Miles' time there.

Miles went to LSU after a four-year tenure as head coach at Oklahoma State. The OSU program he took over in 2001 had registered only one winning season since 1988.

The Cowboys went 4-7 his first year, then had three-straight winning seasons (8-5, 9-4, 7-5). He led OSU to three-straight bowl games, a first for the program since 1983-85.

Miles' four-year winning percentage of 57 percent is the best career winning percentage for an OSU coach since 1949. OSU

was the only team in the nation to beat Oklahoma twice during Miles' four-year tenure there.

Prior to OSU, Miles spent three years as tight-ends coach with the Dallas Cowboys (one divisional title, two playoff appearances). He went to Dallas after serving as offensive coordinator at OSU for three seasons (8-3, Alamo Bowl berth in 1997).

Miles served two stints (total of 10 seasons) as an assistant coach at Michigan, several of them under legendary head coach Bo Schembechler. During Miles' second tenure there, from 1987-94, Michigan won 71 games, made eight-straight bowl appearances, including four Rose Bowls, and finished no lower than No. 21 in the final Associated Press national rankings.

Between tenures at Michigan, Miles spent four seasons as an assistant coach at the University of Colorado.

Miles graduated from Michigan in 1976 with a degree in economics. He was a two-year football letterman, playing on two Big Ten championship teams. He earned all-state honors in football at Elyria High School in Ohio, where he also earned letters in baseball and wrestling.

Miles' wife, Kathy, was a point guard at Central Michigan University and later an assistant basketball coach at Michigan. They have two daughters, Kathryn (nickname "Smacker"), a former swimmer at Texas and currently a TV sports personality, and Macy, a sophomore at Free State High School where she helped lead the Firebirds to a softball state title in 2019. They also have two sons, Manny, a grad-transfer quarterback at KU, and Ben, who is a fullback for the Jayhawks.

COACHING HISTORY

2019-PRES Kansas Head Coach	2005-16 LSU Head Coach	2001-05 Oklahoma State Head Coach	1998-2000 Dallas Cowboys Assistant Coach
1995-97 Oklahoma State Offensive Coordinator	1987-94 Michigan Assistant Coach	1982-86 Colorado Assistant Coach	1980-81 Michigan Graduate Assistant

YEAR-BY-YEAR COACHING RECORD

Year	Record	Bowl/Notes
Graduate Assistant // Michigan		
1980	10-2	Rose Bowl
1981	9-3	Big 10 Champions Bluebonnet Bowl Ranked No. 12
Assistant Coach // Colorado		
1982	2-8-1	
1983	4-7	
1984	1-10	
1985	7-5	Freedom Bowl
1986	6-6	Bluebonnet Bowl
Assistant Coach // Michigan		
1987	8-4	Outback Bowl Ranked No. 19
1988	9-2-1	Rose Bowl Rose Bowl Champions
1989	10-2	Rose Bowl Big 10 Champions
1990	9-3	Gator Bowl
1991	10-2	Gator Bowl Champions Rose Bowl
1992	9-0-3	Big 10 Champions Rose Bowl
1993	8-4	Rose Bowl Champions Outback Bowl
1994	8-4	Holiday Bowl Holiday Bowl Champions
Offensive Coordinator // Oklahoma State		
1995	4-8	
1996	5-6	
1997	8-4	Alamo Bowl
Assistant Coach // Dallas Cowboys		
1998	10-6	Divisional Champions
1999	8-8	
2000	5-11	
Head Coach // Oklahoma State		
2001	4-7	
2002	8-5	Houston Bowl Houston Bowl Champions
2003	9-4	Cotton Bowl
2004	7-5	Alamo Bowl
Head Coach // LSU		
2005	11-2	Peach Bowl Ranked No. 5; SEC West Champions
2006	11-2	Sugar Bowl Ranked No. 3; Sugar Bowl Champions
2007	12-2	BCS National Championship National Champions; SEC Champions
2008	8-5	Chick-fil-A Bowl
2009	9-4	Chick-fil-A Bowl Champions Capital One Bowl
2010	11-2	Ranked No. 17; Capital One Bowl Champions Cotton Bowl
2011	13-1	Ranked No. 8; Cotton Bowl Champions BCS National Championship
2012	10-3	No. 1 for 11 weeks; SEC Champions Chick-fil-A Bowl
2013	10-3	Top 10 throughout regular season Outback Bowl Outback Bowl Champions
2014	8-5	4th-Straight 10-win Season Music City Bowl
2015	9-3	Texas Bowl
2016	2-2	
Head Coach // Kansas		
2019	3-6	
Record at Kansas: 3-6		Career record: 145-61

HONORS & AWARDS

- 2007 BCS National Champion
- 2011 AFCA Coach of the Year Award
- 2011 AP Coach of the Year Award
- 2011 Home Depot Coach of the Year Award
- 2011 SEC Coach of the Year
- 2011 Walter Camp Coach of the Year Award
- Louisiana Sports Hall of Fame Inductee
- Nine career Bowl victories in 15 appearances
- Has coached 10 consensus All-Americans
- Two-time SEC Champion, Three-time SEC West Champion
- Holds the best career winning percentage in LSU coaching history (.802)
- Led LSU to its first 12-win season in school history

LES MILES ALL TIME AGAINST

OPPONENT	RECORD
Appalachian State	2-0
Alabama	5-7
Arizona	1-0
Arizona State	1-0
Arkansas	6-5
Auburn	8-4
Baylor	4-0
Boston College	1-0
Clemson	0-1
Coastal Carolina	0-1
Colorado	1-1
Eastern Michigan	1-0
Florida	7-4
Fresno State	1-0
Furman	1-0
Georgia	2-3
Georgia Tech	1-0
Idaho	1-0
Indiana State	1-0
Iowa	1-0
Iowa State	1-1
Jacksonville State	1-0
Kansas	2-0
Kansas State	1-2
Kentucky	3-1
Kent State	1-0
Louisiana-Lafayette	3-0
Louisiana-Monroe	2-0
Louisiana Tech	3-1
McNeese State	1-0
Miami (Fla.)	1-0
Middle Tennessee	1-0
Mississippi State	11-1
Missouri	1-1
Missouri State	1-0
Nebraska	1-1
New Mexico State	1-0
North Carolina	1-0
North Texas	3-0
Northern Iowa	1-0
Northwestern State	2-0
Notre Dame	1-1
Ohio State	1-1
Oklahoma	2-3
Ole Miss	7-5
Oregon	1-0
Penn State	0-1
Sam Houston State	1-0
SMU	3-0
South Carolina	4-0
Southern Miss	1-1
Syracuse	1-0
TCU	1-1
Tennessee	4-1
Texas	0-5
Texas A&M	7-2
Texas Tech	3-3
Towson	1-0
Troy	1-0
Tulane	4-0
Tulsa	1-0
UAB	1-0
UCLA	1-1
Vanderbilt	3-0
Virginia Tech	1-0
Washington	2-0
Wisconsin	1-2
West Virginia	2-1
Western Kentucky	2-0
Wyoming	1-0
Overall	145-61

LES MILES VS. TOP-25 (45-36)

2001 (1-2)			
OPPONENT	OSU RANK		RESULTS
#11 Texas	NR	L	45-17
#25 Colorado	NR	L	22-19
#4 Oklahoma	NR	W	16-13
2002 (1-3)			
OPPONENT	OSU RANK		RESULTS
#23 UCLA	NR	L	38-24
#2 Texas	NR	L	17-15
#19 Kansas State	NR	L	44-9
#3 Oklahoma	NR	W	38-28
2003 (1-2)			
OPPONENT	OSU RANK		RESULTS
#22 Kansas State	NR	W	38-24
#1 Oklahoma	#15	L	52-9
#11 Texas	#11	L	55-16
2004 (0-3)			
OPPONENT	OSU RANK		RESULTS
#2 Oklahoma	#20	L	38-35
#7 Texas	#19	L	56-35
#19 Ohio State	NR	L	33-7
2005 (5-2)			
OPPONENT	LSU RANK		RESULTS
at #15 Arizona St.	#5	W	35-31
#10 Tennessee	#4	L	30-27 (OT)
#11 Florida	#10	W	21-17
#17 Auburn	#7	W	20-17 (OT)
at #3 Alabama	#5	W	16-13 (OT)
SEC Championship Game • Atlanta • Georgia Dome			
#13 Georgia	#3	L	34-14
Chick-fil-A Peach Bowl • Atlanta • Georgia Dome			
#10 Miami	#9	W	40-3
2006 (3-2)			
OPPONENT	LSU RANK		RESULTS
at #3 Auburn	#6	L	7-3
at #5 Florida	#9	L	23-10
at #8 Tennessee	#13	W	28-24
at #5 Arkansas	#9	W	31-26
Sugar Bowl • New Orleans • Superdome			
#11 Notre Dame	#4	W	41-14
2007 (7-1)			
OPPONENT	LSU RANK		RESULTS
#9 Virginia Tech	#2	W	48-7
#12 South Carolina	#2	W	28-16
#7 Florida	#1	W	28-24
at #17 Kentucky	#1	L	40-37 (OT)
#18 Auburn	#5	W	30-24
at #17 Alabama	#17	W	41-34
SEC Championship Game • Atlanta • Georgia Dome			
#14 Tennessee	#5	W	21-14
BCS National Championship Game • New Orleans • Superdome			
#1 Ohio State	#2	W	38-24
2008 (2-3)			
OPPONENT	LSU RANK		RESULTS
at #9/10 Auburn	#6	W	26-21
at #11 Florida	#3	L	51-21
#9 Georgia	#11	L	52-38
#1 Alabama	#15	L	27-21 (OT)
Chick-fil-A Bowl • Atlanta • Georgia Dome			
#14 Georgia Tech	NR	W	38-3
2009 (1-3)			
OPPONENT	LSU RANK		RESULTS
at #18/14 Georgia	#4	W	20-13
#1 Florida	#4	L	13-3
#3 Alabama	#9	L	24-15
Capital One Bowl • Orlando, Fla. • Citrus Bowl			
#11/9 Penn State	#13	L	19-17
2010 (5-2)			
OPPONENT	LSU RANK		RESULTS
#18 North Carolina	#21/16	W	30-24
#22/21 W. Virginia	#15/12	W	20-14
at #14/12 Florida	#12/9	W	33-29
at #5 Auburn	#6	L	24-17
#5 Alabama	#12/11	W	24-21
at #12 Arkansas	#6	L	31-23
Cotton Bowl • Arlington, Texas • Cowboys Stadium			
#18 Texas A&M	#11	W	41-24
2011 (8-1)			
OPPONENT	LSU RANK		RESULTS
#3 Oregon	#4	W	40-27
at #25 Miss. State	#3	W	19-6
at #16 West Virginia	#2/3	W	47-21
#17/18 Florida	#1/2	W	41-11
#19/23 Auburn	#1/2	W	45-10
#2 Alabama	#1	W	9-6
#3 Arkansas	#1	W	41-17

SEC Championship Game • Atlanta • Georgia Dome			
#12/14 Georgia	#1	W	42-10
BCS National Championship Game • New Orleans • Superdome			
#2 Alabama	#1	L	21-0

2012 (3-3)			
OPPONENT	LSU RANK		RESULTS
#10 Florida	#4	L	14-6
#3 South Carolina	#9	W	23-21
#20 Texas A&M	#6	W	24-19
#1 Alabama	#5	L	21-17
#22 Mississippi State	#9	W	37-17
Chick-fil-A Bowl • Atlanta • Georgia Dome			
#14 Clemson	#9	L	25-24

2013 (3-2)			
OPPONENT	LSU RANK		RESULTS
#20 TCU	#12	W	37-27
#9 Georgia	#6	L	44-41
#17 Florida	#10	W	17-6
#1 Alabama	#10	L	38-17
#9 Texas A&M	#18	W	34-10

2014 (2-2)			
OPPONENT	LSU RANK		RESULTS
#14 Wisconsin	#13	W	28-24
#5 Auburn	#15	L	41-7
#3 Ole Miss	#24	W	10-7
#4 Alabama	#14	L	20-13 (OT)

2015 (3-2)			
OPPONENT	LSU RANK		RESULTS
#25 Mississippi State	#14	W	21-19
#18 Auburn	#13	W	45-21
#8 Florida	#6	W	35-28
#7 Alabama	#4	L	30-16
#22 Ole Miss	#17	L	38-17

2019 (0-2)			
OPPONENT	KU RANK		RESULTS
#6 Oklahoma	NR	L	20-45
#15 Texas	NR	L	48-50
#22 Kansas State	NR	L	10-38

ALL-TIME vs. AP TOP 25 45-36



BRENT DEARMON (F)

Offensive Coordinator/Quarterbacks
First Year

Brent Dearmon was promoted to offensive coordinator and quarterbacks coach on Oct. 6, after joining Les Miles' Kansas football staff as a senior offensive consultant in January of 2019.

Dearmon came to KU fresh off a one-year head coaching stint where he produced the nation's highest-scoring offense at any level in 2018. In his one season leading his alma mater, Bethel University, Dearmon guided the Wildcats to their best season in school history. BU posted a 10-0 regular season mark and a No. 3 ranking, while averaging 540.3 yards and a nation's best 55.0 points per game, the highest scoring offense not just in NAIA, but in all of college football.

Prior to his time at Bethel, Dearmon spent three seasons as the offensive coordinator at Division II Arkansas Tech and two seasons as an analyst on Gus Malzahn's staff at Auburn.

Dearmon began his coaching career at Bethel in 2007, where he served as a student assistant, coaching the defensive backs as the Cats posted an 11-2 record.



D.J. ELIOT (F)

Defensive Coordinator/Outside Linebackers
First Year

D.J. Eliot was hired in December of 2018 as the defensive coordinator of Les Miles' staff at KU. Eliot comes to Kansas with 20 years of coaching experience in the collegiate rankings, including the last six as a defensive coordinator.

Eliot's pedigree includes coaching stops at Florida State, Miami, Colorado and Kentucky, as well as time with proven winners and program builders Jimbo Fisher and Mark Stoops. Additionally, Eliot is among a select group of defensive thought-leaders who regularly clinic around the principles of the 3-4 defense, including Miles' former defensive coordinator Dave Aranda.

Prior to joining the Jayhawks, Eliot spent the 2017-18 seasons as the defensive coordinator at Colorado. His 2018 Buffaloes defense ranked fifth in the Pac-12 in total defense, but was especially good on third downs, ranking third in the league. During his stint at CU, cornerback Isaiah Oliver was selected in the second round (58th overall) of the 2018 NFL Draft by the Atlanta Falcons.



MIKE EKELER (F)

Special Teams Coordinator/Inside Linebackers
First Year

Mike Ekeler was hired by Kansas head coach Les Miles as the KU special teams coordinator in December of 2018. Ekeler and Miles worked together previously at LSU, including during LSU's national championship run in 2007.

Most recently, Ekeler served as the linebackers coach at North Carolina, and has also worked with linebackers at Georgia, USC, Indiana, Nebraska, LSU and Oklahoma. He has been a part of three teams that participated in the BCS National Championship game, including teaming up with Miles to claim the 2007 National Championship while at LSU.



CLINT BOWEN (B)

Safeties
21st Year

Heading into his 21st year on the Kansas coaching staff and 24th year overall with the program, Clint Bowen serves as the safeties coach on Les Miles' staff.

In 2018, Bowen organized a KU defense that featured two All-Big 12 First Team members in defensive end Daniel Wise and linebacker Joe Dineen Jr. Dineen, who led the FBS in solo tackles for the second-straight season, was tabbed All-America Second Team by the Associated Press, Sporting News and Sports Illustrated. The pair finished as the top two Kansas players all-time in tackles-for-loss. Additionally, he mentored cornerback Corione Harris to Freshman All-America honors.



TONY HULL (F)

Running Backs
Fourth Year

Tony Hull is in his fourth season on the Kansas coaching staff, serving as running backs coach for Les Miles.

In 2018 Hull coached freshman running back Pooka Williams Jr., to one of the top rookie performances in KU football history. Williams earned Second-Team All-America honors from the Football Writers of America, the first player in KU history to do so. He rushed for 1,125 yards, tying him for eighth place in KU single-season history, and seven touchdowns. He added 246 yards on 11 kick returns to lead the Big 12, and 289 yards and two scores on 33 receptions. His 1,660 all-purpose yards rank third on KU's single-season list. He ranked sixth in the FBS in all-purpose yards at 150.9 per game. He was named to several Freshman All-America teams, including ESPN, the Football Writers of America, Phil Steele, Athlon and 247Sports.com. Williams was also named to the All-Big 12 First Team at running back and returner, and was named Big 12 Offensive Freshman of the Year.



KWAHN DRAKE (F)

Defensive Line
First Year

Kwahn Drake was tabbed by Les Miles to coach the Jayhawks' defensive line in December of 2018, after spending one season on the Colorado coaching staff under current KU defensive coordinator D.J. Eliot in the same role.

In Drake's lone season in Boulder, he coached defensive tackle Mustafa Johnson, who led the Pac-12 in sacks and ranked third in tackles-for-loss. Johnson finished the season with 73 tackles, 8.5 sacks and 17.5 TFLs. He also led the Buffaloes with 16 quarterback pressures. His 17.5 tackles-for-loss rank 10th most in CU history and are the most by a Colorado player in 25 seasons.



JEFF HECKLINSKI (F)

Tight Ends
First Year

Jeff Hecklinski was added to the Kansas football coaching staff by head coach Les Miles in December of 2018, where he will coach the Jayhawk tight ends.

Hecklinski arrives in Lawrence after spending the previous two seasons at Indiana State, where he served as both the offensive coordinator and recruiting coordinator, while also overseeing the Sycamore quarterbacks.

In his first year at Indiana State, Hecklinski saw two offensive players named All-MVFC including tight end Jacquet McClendon who was named to the Second Team and LeMonte Booker who garnered Honorable Mention accolades at running back.



CHEVIS JACKSON (F)

Defensive Backs
First Year

Chevis Jackson was hired to Kansas head coach Les Miles' staff in December 2018, joining the Jayhawks as an assistant coach where he will coach the defensive backs.

Jackson joins the KU staff after spending three seasons as a defensive backs coach at Ball State. While at Ball State, Jackson was named the 2017 Mid-American Conference Recruiter of the Year by 247Sports.com, serving as the lead recruiter for the Cardinals while also coaching the defensive backs.



EMMETT JONES (F)

Wide Receivers
First Year

Emmett Jones was named the Kansas wide receivers coach in December of 2018 by head coach Les Miles.

Jones recently completed his third season as outside receivers coach on Kliff Kingsbury's staff at Texas Tech after being promoted to the position immediately following the 2015 season.

Jones, who previously served as Tech's Director of Player Development in 2015, saw his unit find immediate success during the 2016 campaign as the Red Raiders led the country in total offense (566.6 yards per game) as well as passing offense (463.0 yards per game). Tech averaged 43.7 points per game – its third-highest mark in school history – which ranked fifth nationally among FBS programs.



LUKE MEADOWS (F)

Offensive Line
First Year

Luke Meadows joined Les Miles' first coaching staff as the offensive line coach in December of 2018. Meadows comes to Kansas with 21 years of collegiate coaching experience.

At Southern Miss for the 2014-15 seasons, Meadows was a part of a big offensive upswing, helping the offense improve from 17.9 points per game to 39.9, and seeing the rushing offense jump from 72.9 to 179.8 yards per game (leading the league in 2015), and the total offense improved from 315.5 to 509.5 yards per game. In 2015, USM became the second team in NCAA history to have a 4,000-yard passer, a 1,000-yard receiver, and two 1,000-yard rushers. In addition, USM had one of the most explosive offenses in the nation, leading all schools with plays of 20+ yards (109) and second in plays of 30+ yards (54).

KANSAS FOOTBALL ROSTER

ALPHABETICAL

No.	Name	Pos.
78	Hakeem Adeniji	OL
6	Valerian Agbaw Jr.	CB
19	Jakob Ahlschwede	QB
91	Jelani Arnold	DE
41	Tom Barrett	LB
34	Nate Betts	S
34	Zack Biddison	TE
83	Jacob Borcila	K
68	Earl Bostick Jr.	OL
90	Jelani Brown	DT
91	Cole Brungardt	K
93	Sam Burt	DT
47	Jerek Butcher	LB
35	Nick Caudle	S
10	Julian Chandler	S
38	Nick Channel	LB
2	Daylon Charlot	WR
61	Malik Clark	OL
94	Cody Cole III	DE
86	Mac Copeland	TE
13	Hasan Defense	CB
43	Jay Dineen	LB
32	Dylan Downing	LB
89	Mason Fairchild	TE
3	Evan Fairs	WR
15	Miles Fallin	QB
18	Denzel Feaster	LB
67	Kevin Feder	OL
7	Davon Ferguson	S
26	Rob Fiorentino	RB
27	DeAnte Ford	S
22	Donovan Franklin	RB
75	Antione Frazier	OL
45	Dylan Freberg	TE
92	Donovan Gagen	P/K
18	Velton Gardner	RB
79	Joseph Gilbertson	OL
49	Hudson Hall	FB
6	Quan Hampton	WR
2	Corione Harris	CB
50	Marcus Harris	DE
37	Hayden Hatcher	LB
63	Kolin Hayes	LS
3	Elmore Hempstead Jr.	CB
88	Jamahl Horne	WR
60	Luke Hosford	LS
76	Chris Hughes	OL
15	Kyron Johnson	LB
17	Elijah Jones	CB
46	Liam Jones	K
5	Azur Kamara	LB
85	Hunter Kaufman	WR
17	Miles Kendrick	QB
67	Logan Klusman	LS
8	Kwamie Lassiter II	WR
99	Malcolm Lee	DT
11	Mike Lee	S
55	Reuben Lewis	DT
51	John Lillig	LB
12	Torry Locklin	QB
23	Kenny Logan Jr.	CB
72	Adagio Lopeti	OL
71	Jacobi Lott	OL
87	Jack Luavasa	TE
7	Thomas MacVittie	QB
39	Ryan Malbrough	S
58	Api Mane	OL
28	Willie Matthews	LB
8	Kyle Mayberry	CB

NUMERICAL

No.	Name	Pos.	Ht.	Wt.	Yr.	Exp.	Hometown (High School/Previous School)
1	Bryce Tornadoen	S	5-10	192	Sr.	3L	Lawrence, Kan. (Free State HS)
1	Pooka Williams Jr.	RB	5-10	170	So.	1L	New Orleans, La. (Hahnville HS)
2	Daylon Charlot	WR	6-0	193	Sr.	2L	Patterson, La. (Patterson HS/Alabama)
2	Corione Harris	CB	6-1	180	So.	1L	New Orleans, La. (Landry-Walker HS)
3	Evan Fairs	WR	6-3	205	RJr.	2L	Fulshear, Texas (Foster HS)
3	Elmore Hempstead Jr.	CB	5-11	180	Sr.	1L	Smackover, Ark. (Smackover HS/Fort Scott CC)
4	Andrew Parchment	WR	6-2	180	Jr.	JC	Fort Lauderdale, Fla. (Cypress Bay HS/Northern Illinois/Iowa Central CC)
4	Shaquille Richmond	S	6-0	202	Sr.	3L	Dallas, Texas (Mansfield Timberview HS)
5	Azur Kamara	LB	6-4	235	Sr.	1L	Glendale, Ariz. (Central HS/Arizona Western College)
5	Stephon Robinson Jr.	WR	5-10	180	Jr.	1L	Los Angeles, Calif. (Narbonne HS/El Camino JC)
6	Valerian Agbaw Jr.	CB	5-10	185	Fr.	HS	Powder Springs, Ga. (McEachern HS)
6	Quan Hampton	WR	5-8	178	RSo.	1L	Texarkana, Texas (Texas HS)
7	Davon Ferguson	S	5-10	197	So.	RS	Baltimore, Md. (St. Vincent Pallotti HS/Hartnell College)
7	Thomas MacVittie	QB	6-5	225	Jr.	JC	Cincinnati, Ohio (Moeller HS/Pittsburgh/Mesa CC)
8	Kwamie Lassiter II	WR	6-0	175	Jr.	2L	Chandler, Ariz. (Hamilton HS)
8	Kyle Mayberry	CB	5-10	180	RJr.	2L	Tulsa, Okla. (Booker T. Washington HS)
9	Carter Stanley	QB	6-2	198	Sr.	3L	Vero Beach, Fla. (Vero Beach HS)
9	Najee Stevens-McKenzie	LB	6-3	215	Sr.	1L	Cleveland, Ohio (Bedford HS/ASA College)
10	Julian Chandler	S	6-0	182	RJr.	1L	Houston, Texas (Fort Bend Hightower HS)
11	Mike Lee	S	5-11	175	Sr.	3L	New Orleans, La. (Landry-Walker HS)
11	Ezra Naylor II	WR	6-4	210	Jr.	JC	Atlanta, Ga. (North Atlanta HS/Kennesaw State/Iowa Central CC)
12	Torry Locklin	QB	6-2	210	Fr.	HS	Rockdale, Texas (Rockdale HS)
12	Jeremiah McCullough	S	6-0	190	Sr.	1L	Baltimore, Md. (Mount St. Joseph HS/Hartnell College)
13	Hasan Defense	CB	6-0	193	Sr.	2L	Jacksonville, Fla. (Atlantic Coast HS/Kilgore College)
14	Manny Miles	QB	6-0	206	Sr.	TR	Baton Rouge, La. (University HS/North Carolina)
14	Steven Parker	LB	6-4	225	Fr.	HS	Dallas, Texas (South Oak Cliff HS)
15	Miles Fallin	QB	6-6	225	So.	1L	Canyon Country, Calif. (Canyon HS)
15	Kyron Johnson	LB	6-1	230	Jr.	2L	Arlington, Texas (Lamar HS)
16	Takulve Williams	WR	6-0	200	So.	1L	New Orleans, La. (St. Augustine HS)
17	Elijah Jones	CB	6-1	185	Jr.	RS	Cape Coral, Fla. (North Fort Myers HS/Elsworth CC)
17	Miles Kendrick	QB	5-10	205	So.	RS	Morgan Hill, Calif. (Valley Christian HS/College of San Mateo)
18	Denzel Feaster	LB	6-3	225	Sr.	3L	Austin, Texas (Manor HS)
18	Velton Gardner	RB	5-9	190	Fr.	HS	Dallas, Texas (Skyline HS)
19	Jakob Ahlschwede	QB	6-2	225	Fr.	HS	Lincoln, Neb. (Lincoln Southwest HS)
19	Gavin Potter	LB	6-2	215	Fr.	HS	Broken Arrow, Okla. (Broken Arrow HS)
20	Jordan Preston	QB	5-10	215	Fr.	HS	Lawrence, Kan. (Mill Valley HS)
22	Donovan Franklin	RB	5-9	182	RJr.	TR	Severn, Md. (Old Mill HS/Army)
23	Kenny Logan Jr.	CB	6-0	195	Fr.	HS	St. Augustine, Fla. (Menendez HS)
24	Ricky Thomas	S	5-10	180	Jr.	1L	New Orleans, La. (Dutchtown HS/Blinn CC)
25	Dom Williams	RB	5-10	200	Jr.	2L	McKinney, Texas (Independence HS)
26	Rob Fiorentino	RB	5-10	200	Fr.	HS	Somerville, N.J. (Somerville HS)
26	Cody Mc Nerney	LB	6-1	213	Fr.	RS	Wichita, Kan. (Wichita Collegiate HS)
27	DeAnte Ford	S	5-10	181	Sr.	3L	Houston, Texas (Ridge Point HS)
28	Willie Matthews	LB	6-0	225	Fr.	HS	Montclair, N.J. (Montclair HS)
29	Ben Miles	FB	6-1	240	So.	TR	Baton Rouge, La. (Catholic HS/Texas A&M)
30	Cooper Root	LB	6-3	236	So.	1L	Wichita, Kan. (Wichita Collegiate HS)
31	Pelumi Okeowo	RB	5-11	210	So.	HS	Wichita, Kan. (Goddard HS)
32	Dylan Downing	LB	6-1	230	Fr.	HS	Kansas City, Kan. (Bishop Miege HS)
33	Spencer Roe	FB	6-3	255	Fr.	RS	Lawrence, Kan. (Free State HS)
34	Nate Betts	S	6-1	186	Sr.	RS	Kerens, Texas (Kerens HS/Blinn JC)
34	Zack Biddison	TE	6-2	232	Fr.	RS	Overland Park, Kan. (Olathe East HS)
35	Nick Caudle	S	6-0	194	So.	1L	Atchison, Kan. (Maur Hill HS)
36	Lawrence Shadd III	WR	6-1	195	Fr.	HS	Atlanta, Ga. (McEachern HS)
37	Hayden Hatcher	LB	6-2	218	So.	JC	Council Bluffs, Iowa (Lewis Central HS/Iowa Western CC)
38	Nick Channel	LB	6-0	220	Fr.	RS	Wichita, Kan. (Kapaun Mt. Carmel HS)
39	Ryan Malbrough	S	6-1	196	Fr.	RS	Cecilia, La. (Cecilia HS)
40	Dru Prox	LB	6-1	215	Jr.	2L	Kaufman, Texas (Kaufman HS)
41	Tom Barrett	LB	6-1	215	So.	SQ	Cleveland, Ohio (St. Ignatius HS)
43	Jay Dineen	LB	6-2	225	So.	1L	Lawrence, Kan. (Free State HS)
44	Willie McCaleb	DE	6-2	240	Sr.	1L	Grenada, Miss. (Grenada HS/Northwest Mississippi CC)
44	Jake McClure	TE	6-2	220	Fr.	RS	Wichita, Kan. (Maize HS)
45	Dylan Freberg	TE	6-4	230	Fr.	RS	Overland Park, Kan. (Blue Valley North HS)
45	Tyler Stottle	LB	6-0	180	Fr.	HS	Prairie Village, Kan. (Shawnee Mission East HS)
46	Liam Jones	K	5-10	180	Jr.	2L	Choctaw, Okla. (Choctaw HS)
46	Sam Schroeder	FB	6-0	250	So.	1L	Wichita, Kan. (Trinity Academy)
47	Jerek Butcher	LB	6-0	225	Fr.	HS	Pittsburg, Kan. (Pittsburg HS)
49	Hudson Hall	FB	6-2	230	Sr.	3L	Austin, Texas (Westlake HS)
50	Marcus Harris	DE	6-2	270	Fr.	HS	Montgomery, Ala. (Park Crossing HS)
51	John Lillig	LB	6-3	236	Fr.	RS	Kansas City, Mo. (St. Pius X HS)

ALPHABETICAL

44	Willie McCaleb	DE
74	Clyde McCauley III	OL
44	Jake McClure	TE
12	Jeremiah McCullough	S
26	Cody McNeerney	LB
81	Kameron McQueen	WR
29	Ben Miles	FB
14	Manny Miles	QB
97	Darrius Moragne	DE
59	Jack Murphy	OL
11	Ezra Naylor II	WR
31	Pelumi Okeowo	RB
86	Joe O'Leary	K
4	Andrew Parchment	WR
14	Steven Parker	LB
84	Jack Parks	TE
19	Gavin Potter	LB
20	Jordan Preston	QB
40	Dru Prox	LB
4	Shaquille Richmond	S
54	Darin Robertson	LB
64	Jalan Robinson	OL
5	Stephon Robinson Jr.	WR
33	Spencer Roe	FB
30	Cooper Root	LB
98	Caleb Sampson	DT
46	Sam Schroeder	FB
36	Lawrence Shadd III	WR
82	James Sosinski	TE
89	Jack Stallard	DE
9	Carter Stanley	QB
9	Najee Stevens-McKenzie	LB
45	Tyler Stottle	LB
95	DaJon Terry	DT
24	Ricky Thomas	S
80	Kyle Thompson	P
1	Bryce Torneden	S
77	Andru Tovi	OL
73	Jack Werner	OL
25	Dom Williams	RB
65	Jack Williams	OL
70	Nick Williams	OL
1	Pooka Williams Jr.	RB
16	Takulve Williams	WR

NUMERICAL

54	Darin Robertson	LB	6-0	210	Fr.	HS	Gardner, Kan. (Gardner HS)
55	Reuben Lewis	DT	6-4	325	Jr.	RS	Apopka, Fla. (Apopka HS/Coffeyville CC)
58	Api Mane	OL	6-3	327	Jr.	RS	East Palo Alto, Calif. (Menlo-Atherton HS/College of San Mateo)
59	Jack Murphy	OL	6-9	275	Fr.	RS	Kansas City, Mo. (Rockhurst HS)
60	Luke Hosford	LS	6-2	225	Fr.	HS	Cuyahoga Falls, Ohio (Woodridge HS)
61	Malik Clark	OL	6-4	315	Jr.	2L	New Orleans, La. (Warren Easton HS)
63	Kolin Hayes	LS	5-11	210	Jr.	1L	Kansas City, Mo. (Park Hill HS)
64	Jalan Robinson	OL	6-4	300	Fr.	RS	Lawrence, Kan. (Free State HS)
65	Jack Williams	OL	6-3	280	So.	1L	Argyle, Texas (Argyle HS)
67	Kevin Feder	OL	6-9	300	Sr.	1L	Ramsey, N.J. (Don Boscoe Prep/Ohio State)
67	Logan Klusman	LS	6-1	235	RJr.	2L	Lafayette, La. (St. Thomas More HS)
68	Earl Bostick Jr.	OL	6-6	290	Jr.	2L	Barnwell, S.C. (Barnwell HS)
70	Nick Williams	OL	6-8	290	Fr.	RS	Overland, Mo. (Ritenour HS)
71	Jacobi Lott	OL	6-4	320	Fr.	RS	Amarillo, Texas (Tascosa HS)
72	Adagio Lopeti	OL	6-4	310	Jr.	RS	East Palo Alto, Calif. (Woodside HS/College of San Mateo)
73	Jack Werner	OL	6-2	280	Fr.	HS	Cedar Rapids, Iowa (Washington HS)
74	Clyde McCauley III	OL	6-5	310	Sr.	3L	Arlington, Texas (Bowie HS)
75	Antione Frazier	OL	6-5	300	Sr.	3L	Huffman, Texas (Hargrave HS)
76	Chris Hughes	OL	6-4	315	Jr.	2L	Harker Heights, Texas (Harker Heights HS)
77	Andru Tovi	OL	6-3	310	Sr.	2L	Halawa, Hawaii (Milliani HS/Pima CC)
78	Hakeem Adeniji	OL	6-5	300	Sr.	3L	Garland, Texas (Garland HS)
79	Joseph Gilbertson	OL	6-4	290	So.	1L	Wichita, Kan. (Wichita Northwest HS)
80	Kyle Thompson	P	6-4	222	Jr.	2L	El Cajon, Calif. (Christian HS)
81	Kameron McQueen	WR	6-0	195	Jr.	2L	Tulsa, Okla. (Union HS)
82	James Sosinski	TE	6-7	260	Sr.	2L	Chandler, Ariz. (Hamilton HS/South Mountain CC)
83	Jacob Borcila	K	6-2	177	Fr.	HS	Westerville, Ohio (Westerville Central HS)
84	Jack Parks	TE	6-5	237	Fr.	RS	Olathe, Kan. (Olathe Northwest HS)
85	Hunter Kaufman	WR	5-11	187	So.	1L	Pratt, Kan. (Pratt HS)
86	Mac Copeland	TE	6-4	255	Fr.	RS	Wichita, Kan. (Wichita Collegiate HS)
86	Joe O'Leary	K	6-3	190	Fr.	HS	Olathe, Kan. (St. Thomas Aquinas HS)
87	Jack Luavasa	TE	6-3	250	Jr.	1L	San Francisco, Calif. (Riordan HS/Snow College)
88	Jamahl Horne	WR	5-10	176	Fr.	RS	Miami, Fla. (Sunset HS)
89	Mason Fairchild	TE	6-5	250	Fr.	HS	Andale, Kan. (Andale HS)
89	Jack Stallard	DE	6-3	245	Fr.	HS	Overland Park, Kan. (Blue Valley North HS)
90	Jelani Brown	DT	6-2	290	Sr.	1L	San Jose, Calif. (Oak Grove HS/College of San Mateo)
91	Jelani Arnold	DE	6-2	270	So.	SQ	Irving, Texas (MacArthur HS)
91	Cole Brungardt	K	6-6	220	So.	SQ	Lawrence, Kan. (Lawrence HS)
92	Donovan Gagen	P/K	5-11	185	Jr.	1L	Belleville, Ill. (Althoff Catholic HS/Hutchinson CC)
93	Sam Burt	DT	6-4	293	Jr.	2L	Abilene, Kan. (Abilene HS)
94	Codey Cole III	DE	6-3	275	Sr.	1L	Ypsilanti, Mich. (Bellevue HS/Tiffin College/Butler CC)
95	DaJon Terry	DT	6-4	345	Fr.	HS	Meridian, Miss. (Meridian HS)
97	Darrius Moragne	DE	6-7	265	Sr.	1L	Holland, Mich. (Riley [Ind.] HS/Arizona Western College)
98	Caleb Sampson	DT	6-3	280	Jr.	JC	Saint Rose, La. (Northlake Christian HS/Missouri/Coahoma CC)
99	Malcolm Lee	DT	6-5	285	So.	JC	Omaha, Neb. (Bellevue West HS/Iowa Western CC)

CAREER STARTS

NAME	TOT	'19	'18	'17	'16
Hakeem Adeniji	45	9	12	12	12
Earl Bostick Jr.	4	-	-	4	-
Jelani Brown	9	9	-	-	-
Sam Burt	1	1	-	-	-
Daylon Charlot	3	3	-	-	-
Malik Clark	20	9	11	-	-
Codey Cole III	1	1	-	-	-
Hasan Defense	29	9	10	10	-
Mason Fairchild	2	2	-	-	-
Evan Fairs	2	-	-	2	-
Denzel Feaster	1	-	1	-	-
Kevin Feder	14	2	12	-	-
DeAnte Ford	1	-	-	1	-
Velton Gardner	1	1	-	-	-
Davon Ferguson	2	2	-	-	-
Antione Frazier	3	-	-	3	-

NAME	TOT	'19	'18	'17	'16
Hudson Hall	3	-	1	2	-
Quan Hampton	7	-	1	6	-
Corione Harris	17	6	11	-	-
Chris Hughes	18	8	-	10	-
Kyron Johnson	15	8	7	-	-
Azur Kamara	12	9	3	-	-
Kwamie Lassiter	3	-	3	-	-
Malcolm Lee	4	4	-	-	-
Mike Lee	35	9	10	8	8
Adagio Lopeti	1	1	-	-	-
Kyle Luavasa	6	5	1	-	-
Api Mane	1	1	-	-	-
Kyle Mayberry	8	3	-	5	-
Clyde McCauley	7	7	-	-	-
Jeremiah McCullough	8	6	2	-	-
Ben Miles	7	7	-	-	-

NAME	TOT	'19	'18	'17	'16
Darrius Moragne	10	9	1	-	-
Andrew Parchment	9	9	-	-	-
Gavin Potter	5	5	-	-	-
Dru Prox	4	4	-	-	-
Shaquille Richmond	4	-	-	4	-
Stephon Robinson	18	8	10	-	-
Caleb Sampson	3	3	-	-	-
James Sosinsky	1	1	-	-	-
Carter Stanley	18	9	2	4	3
Najee Stevens-McKenzie	1	1	-	-	-
Ricky Thomas	3	-	3	-	-
Bryce Torneden	33	9	12	11	1
Andru Tovi	22	8	6	8	-
Dom Williams	1	-	-	1	-
Pooka Williams Jr.	17	7	10	-	-

PRONUNCIATION GUIDE

NO.	NAME	PRONUNCIATION
1	Bryce TORNEDEN	tor-NAY-den
2	DAYLON CHARLOT	DAY-lun Charlotte
2	CORIONE Harris	Core-ee-on
5	AZUR Kamara	uh-zoor
5	STEPHON Robinson	Steph-ON
7	DAVON Ferguson	DAY-VON
7	Thomas MACVITTIE	MACK-Vittie
9	NAJEE Stevens-McKenzie	Nah-Gee
13	HASAN DEFENSE	huh-SAHN duh-FENCE
15	Miles FALLIN	FOUL-in
16	TAKULVE Williams	tuh-KUHL-vay
19	JAKOB AHSCHWEDE	all-schwed-ee

NO.	NAME	PRONUNCIATION
29	Ryan MALBROUGH	MOWL-bro
31	PELUMI OKEOWO	pell-u-mee OAK-uh-whoa
35	Nick CAUDLE	COD-ull
43	Jay DINEEN	duh-NEEN
46	LIAM Jones	LEE-um
46	Sam SCHROEDER	sh-RAID-er
47	JEREK Butcher	JER-eck (like Derek)
58	API MANE	AH-pee MAH-NAY
60	Luke HOSFORD	HOSS-ford
64	JALAN Robinson	JAY-len
67	Kevin FEDER	FEED-er
67	Logan KLUSMAN	KLUSS-man

NO.	NAME	PRONUNCIATION
72	ADAGIO LOPETI	uh-DAJ-eo LOW-pet-ee
75	ANTIONE Frazier	an-TWAN
77	Andru TOVI	TOE-vee
78	HAKEEM ADENIJI	HAH-KEEM uh-DENUH-gee
83	Jacob BORCILA	bore-CHILLA
87	Jack LUAVASA	lew-uh-voss-uh
91	Cole BRUNGARDT	BRUN-guard
92	Donovan GAGEN	GAY-gun
95	DAJON Terry	DAY-zahn
97	Darrius MORAGNE	moor-RAIN-ee

OFFENSE

LT	78	Hakeem Adeniji (6-5, 300, Sr-3L)
	68	Earl Bostick Jr. (6-6, 290, Jr-2L)
LG	61	Malik Clark (6-4, 315, Jr-2L)
	71	Jacobi Lott (6-4, 320, Fr-RS)
C	77	Andru Tovi (6-3, 320, Sr-2L)
	58	Api Mane (6-3, 327, Jr-RS)
RG	76	Chris Hughes (6-3, 315, Jr-2L)
	OR 72	Adagio Lopeti (6-4, 310, Jr-RS)
RT	74	Clyde McCauley III (6-5, 310, Sr-3L)
	67	Kevin Feder (6-9, 300, Sr-1L)
TE	87	Jack Luavasa (6-3, 250, Jr-1L)
	82	James Sosinski (6-7, 260, Sr-1L)
OR	89	Mason Fairchild (6-5, 250, Fr-HS)
FB	29	Ben Miles (6-1, 242, So-TR)
	49	Hudson Hall (6-2, 230, Sr-3L)
RB	1	Pooka Williams Jr. (5-10, 170, So-1L)
	18	Velton Gardner (5-9, 190, Fr.)
OR	25	Dom Williams (5-10, 200, Jr-2L)
QB	9	Carter Stanley (6-2, 198, Sr-3L)
	7	Thomas MacVittie (6-5, 225, Jr.-JC)
OR	14	Manny Miles (6-0, 206, Sr-TR)
Z	5	Stephon Robinson (5-10, 180, Jr-1L)
	3	Evan Fairs (6-3, 205, RJr-2L)
X	2	Daylon Charlot (6-0, 193, Sr-2L)
	88	Jamahl Horne (5-10, 186, Fr-RS)
OR	11	Ezra Naylor II (6-4, 210, Jr-JC)
H	4	Andrew Parchment (6-2, 180, Jr-JC)
	8	Kwamie Lassiter II (6-0, 175, Jr-2L)
	6	Quan Hampton (5-8, 178, RSo-1L)

DEFENSE

DE	97	Darrius Moragne (6-7, 265, Sr-1L)
	98	Caleb Sampson (6-3, 280, So-JC)
	91	Jelani Arnold (6-2, 270, So-SQ)
NT	90	Jelani Brown (6-2, 290, Sr-1L)
	55	Reuben Lewis (6-4, 325, Jr-RS)
DE	99	Malcolm Lee (6-5, 285, So.-JC)
	94	Codey Cole III (6-3, 275, Sr-1L)
JACK	5	Azur Kamara (6-4, 235, Sr-1L)
	14	Steven Parker (6-4, 225, Fr-HS)
SAM	9	Najee Stevens-McKenzie (6-3, 215, Sr-1L)
	44	Willie McCaleb (6-2, 240, Sr-1L)
	4	Shaquille Richmond (6-0, 2025, Sr-3L)
WILL	19	Gavin Potter (6-2, 215, Fr-HS)
	40	Dru Prox (6-1, 215, Jr-2L)
MIKE	15	Kyron Johnson (6-1, 230, Jr-2L)
	43	Jay Dineen (6-2, 225, So-1L)
OR	30	Cooper Root (6-3, 236, So-1L)
HAWK	1	Bryce Tornado (5-10, 192, Sr-3L)
	27	DeAnte Ford (5-10, 181, Sr-3L)
CB	13	Hasan Defense (6-0, 193, Sr-2L)
	17	Elijah Jones (6-1, 185, Jr-RS)
	3	Elmore Hempstead Jr. (5-11, 180, Sr-1L)
FS	11	Mike Lee (5-11, 175, Sr-3L)
	24	Ricky Thomas (5-10, 180, Jr-1L)
BS	7	Davon Ferguson (5-10, 197, So-RS)
	24	Ricky Thomas (5-10, 180, Jr-1L)
CB	8	Kyle Mayberry (5-10, 180, RJr-2L)
	2	Corione Harris (6-1, 180, So-1L)
	23	Kenny Logan Jr. (6-0, 195, Fr-HS)

SPECIAL TEAMS

KO	46	Liam Jones (5-10, 180, Jr-2L)
PK	83	Jacob Borcila (6-2, 177, Fr-HS)
	OR 46	Liam Jones (5-10, 180, Jr-2L)
P	80	Kyle Thompson (6-4, 222, Jr-2L)
	92	Donovan Gagen (5-11, 185, Jr-1L)
LS	67	Logan Klusman (6-1, 235, RJr-2L)
	63	Kolin Hayes (5-11, 210, Jr-SQ)

PR	8	Kwamie Lassiter II (6-0, 175, Jr-2L)
	5	Stephon Robinson (5-10, 180, Jr-1L)
KR	88	Jamahl Horne (5-10, 186, Fr-RS)
	23	Kenny Logan Jr. (6-0, 195, Fr-HS)
HOLD	92	Donovan Gagen (5-11, 185, Jr-1L)
	14	Manny Miles (6-0, 206, Sr-TR)

2019 STATISTICS

RESULTS				
DATE	OPPONENT	SCORE	RESULT	ATTENDANCE
Aug. 31	INDIANA STATE	24-17	W	32,611
Sept. 7	COASTAL CAROLINA	7-12	L	33,493
Sept. 13	at Boston College	48-24	W	32,848
Sept. 21	* WEST VIRGINIA	29-24	L	35,816
Sept. 28	* at TCU	14-51	L	41,960
Oct. 5	* OKLAHOMA	20-45	L	34,402
Oct. 19	* at Texas	48-50	L	97,137
Oct. 26	* TEXAS TECH	34-37	W	31,036
Nov. 2	* KANSAS STATE	10-38	L	47,233
Nov. 16	* at Oklahoma State			
Nov. 23	* at Iowa State			
Nov.30	* BAYLOR			
*Big 12 Conference Game				

TEAM STATISTICS		
	KU	OPP.
SCORING	232	300
Points Per Game	25.8	33.3
Points Off Turnovers	29	34
FIRST DOWNS	167	233
Rushing	69	118
Passing	85	99
Penalty	13	16
RUSHING YARDAGE	1,384	2,118
Yards gained rushing	1,593	2,307
Yards lost rushing	209	189
Rushing Attempts	292	424
Average Per Rush	4.7	5.0
Average Per Game	153.8	235.3
TDs Rushing	10	21
PASSING YARDAGE	2,080	2,141
Comp-Att-Int	170-268-7	178-277-4
Average Per Pass	7.8	7.7
Average Per Catch	12.2	12.0
Average Per Game	231.1	237.9
TDs Passing	19	15
TOTAL OFFENSE	3,464	4,259
Total Plays	560	701
Average Per Play	6.2	6.1
Average Per Game	384.9	473.2
KICK RETURNS: #-Yards	30-614	19-390
PUNT RETURNS: #-Yards	4-32	15-243
INT RETURNS: #-Yards	4-72	7-42
KICK RETURN AVERAGE	20.5	20.5
PUNT RETURN AVERAGE	8.0	16.2
INT RETURN AVERAGE	18.0	6.0
FUMBLES-LOST	10-4	10-2
PENALTIES-Yards	54-494	66-614
Average Per Game	54.9	68.2
PUNTS-Yards	41-1,812	33-1,357
Average Per Punt	44.2	41.1
Net punt average	37.3	38.3
KICKOFFS-Yards	43-2,479	55-3,254
Average Per Kick	57.7	59.2
Net kick average	40.4	38.9
TIME OF POSSESSION/Game	26:42	33:18
3RD-DOWN Conversions	48/116	71/134
3rd-Down Pct	41%	53%
4TH-DOWN Conversions	2/11	6/13
4th-Down Pct	18%	46%
SACKS BY-Yards	16-117	17-120
MISC YARDS	7	9
TOUCHDOWNS SCORED	30	38
FIELD GOALS-ATTEMPTS	8-14	12-19
ON-SIDE KICKS	1-3	0-0
RED-ZONE SCORES	(23-25) 92%	(38-45) 84%
RED-ZONE TOUCHDOWNS	(16-25) 64%	(30-45) 67%
PAT-ATTEMPTS	(24-28) 86%	(34-35) 97%

RUSHING									
	GP	ATT	GAIN	LOSS	NET	AVG	TD	LONG	AVG/G
Williams Jr., Pooka	8	150	801	36	765	5.1	3	65	95.6
Herbert, Khalil	4	43	401	17	384	8.9	2	82	96.0
Gardner, Velton	7	14	118	0	118	8.4	2	45	16.9
Stanley, Carter	9	53	201	134	67	1.3	1	36	7.4
Williams, Dom	3	17	50	15	35	2.1	0	27	11.7
Miles, Manny	3	2	11	0	11	5.5	1	10	3.7
Robinson, Stephon	9	3	7	0	7	2.3	0	5	0.8
Locklin, Torry	3	2	2	0	2	1.0	0	1	1.0
Hall, Hudson	9	1	1	0	1	1.0	1	1	0.1
Miles, Ben	9	2	1	0	1	0.5	0	0	0.1
Parchment, Andrew	9	1	0	0	0	0.0	0	0	0.0
Team	5	4	0	7	-7	-1.8	0	0	-1.4
Total	9	292	1,593	209	1,384	4.7	10	82	153.8
Opponents	9	424	2,307	189	2,118	5.0	21	61	235.3

PASSING								
	G	EFFIC	CMP-ATT-INT	PCT	YDS	TD	LNG	AVG/G
Stanley, Carter	9	146.20	168-264-7	63.6	2,015	19	75	223.9
Miles, Manny	3	248.67	2-3-0	66.7	0	0	33	21.7
Team	5	0.0	0-1-0	0.0	0	0	0	0.0
Total	9	146.80	170-268-7	63.4	2,080	19	75	231.1
Opponents	9	144.17	178-277-4	64.3	2,141	15	52	237.9

RECEIVING							
	G	NO	YDS	AVG	TD	LONG	AVG/G
Parchment, Andrew	9	47	663	14.1	6	75	73.7
Robinson, Stephon	9	34	584	17.2	6	65	64.9
Charlot, Daylon	9	24	11.9	2	2	32	31.7
Il Lassiter, Kwamie	8	22	248	11.3	1	36	31.0
Williams Jr., Pooka	8	21	129	6.1	1	25	16.1
Sosinski, James	7	7	72	10.3	1	20	10.3
Gardner, Velton	7	6	24	4.0	0	11	3.4
Luavasa, Jack	9	4	35	8.8	1	19	3.9
Fairchild, Mason	9	2	32	16.0	0	23	3.6
Williams, Takulve	7	1	7	7.0	1	7	1.0
Miles, Ben	9	1	2	2.0	0	2	0.2
Herbert, Khalil	4	1	-1	-1.0	0	0	-0.2
Total	9	170	2,080	12.2	19	75	231.1
Opponents	9	178	2,141	12.0	15	52	237.9

TOTAL OFFENSE						
	G	PLAYS	RUSH	PASS	TOTAL	AVG/G
Stanley, Carter	9	317	67	2,015	2,082	231.3
Williams Jr., Pooka	8	150	765	0	765	95.6
Herbert, Khalil	4	43	384	0	384	96.0
Gardner, Velton	7	14	118	0	118	16.9
Miles, Manny	3	5	11	65	76	25.3
Williams, Dom	3	17	35	0	35	11.7
Robinson, Stephon	9	3	7	0	7	0.8
Locklin, Torry	3	2	2	0	2	0.7
Hall, Hudson	9	1	1	0	1	0.1
Miles, Ben	9	2	1	0	1	0.1
Team	5	5	-7	0	-7	-1.4
Total	9	560	1,384	2,080	3,464	384.9
Opponents	9	701	2,118	2,141	4,259	473.2

SCORING									
	TD	FGs	----- PATS -----				DXP	SAF	PTS
			KICK	RUSH	RCV	PASS			
Jones, Liam	0	8-13	23-27	0-0	0	0-0	0	0	47
Robinson, Stephon	6	0-0	0-0	0-0	0	0-0	0	0	36
Parchment, Andrew	6	0-0	0-0	0-0	0	1-1	0	0	36
Williams Jr., Pooka	4	0-0	0-0	0-0	0	0-0	0	0	24
Charlot, Daylon	2	0-0	0-0	0-0	1	0-0	0	0	14
Herbert, Khalil	2	0-0	0-0	0-0	0	0-0	0	0	12
Gardner, Velton	2	0-0	0-0	0-0	0	0-0	0	0	12
Luavasa, Jack	1	0-0	0-0	0-0	1	0-0	0	0	8
Williams, Takulve	1	0-0	0-0	0-0	0	0-0	0	0	6
Hall, Hudson	1	0-0	0-0	0-0	0	0-0	0	0	6
Miles, Manny	1	0-0	0-0	0-0	0	0-0	0	0	6
Defense, Hasan	1	0-0	0-0	0-0	0	0-0	0	0	6
Lassiter II, Kwamie	1	0-0	0-0	0-0	0	0-0	0	0	6
Sosinski, James	1	0-0	0-0	0-0	0	0-0	0	0	6
Stanley, Carter	1	0-0	0-0	0-0	0	1-1	0	0	6
Borcila, Jacob	0	0-1	1-1	0-0	0	0-0	0	0	1
Total	30	8-14	24-28	0-0	2	2-2	0	0	232
Opponents	38	12-19	34-35	0-0	0	0-2	1	0	300

KICK RETURNS					
	NO	YDS	AVG	TD	LONG
Horne, Jamahl	14	303	21.6	0	40
Robinson, Stephon	9	211	23.4	0	30
Logan, Kenny	5	80	16.0	0	24
Miles, Ben	1	12	12.0	0	12
Dineen, Jay	1	8	8.0	0	8
Total	30	614	20.5	0	40
Opponents	19	390	20.5	0	41

PUNT RETURNS					
	NO	YDS	AVG	TD	LONG
Lassiter, Kwamie	3	18	6.0	0	11
Logan, Kenny	1	14	14.0	0	14
Total	4	32	8.0	0	14
Opponents	15	243	16.2	1	73

FUMBLE RETURNS					
	NO	YDS	AVG	TD	LONG
Klusman, Logan	1	0	0.0	0	0
Total	1	0	0	0	0
Opponents	0	-10	0	1	0

INTERCEPTIONS					
	NO	YDS	AVG	TD	LONG
Stevens-McKenzie, Najee	2	2	1.0	0	2
Defense, Hasan	1	57	57.0	1	57
McCullough, Jeremiah	1	13	13.0	0	13
Total	4	72	18.0	1	57
Opponents	7	42	6.0	0	25

FIELD GOAL SEQUENCE		
	KANSAS	OPPONENTS
Indiana State	49, (36)	51, 45, (20)
Coastal Carolina	40	31, 27
Boston College	(24), (30)	(40), 31
West Virginia	(23)	42, (37), (44), (22)
TCU	49	(25), 42
Oklahoma	--	(32)
Texas	46, (23), 37, (46)	(39), (33)
Texas Tech	40, (32)	(24), (27)
Kansas State	(34)	(39)
Oklahoma State		
Iowa State		
Baylor		
Numbers in parentheses indicate field goal was made.		

FIELD GOALS									
	FGM-FGA	PCT	1-19	20-29	30-39	40-49	50-99	LG	BLK
Jones, Liam	8-13	61.5	0-0	3-3	4-5	1-5	0-0	46	2
Borcila, Jacob	0-1	0	0	0	0	0	0	0	0

PUNTING								
	NO.	YDS	AVG	LONG	TB	FC	I20	50+
Thompson, Kyle	40	1,770	44.2	62	2	8	12	9
Gagen, Donovan	1	42	42.0	42	0	1	0	0
Total	41	1,812	44.2	62	2	9	12	9
Opponents	33	1,357	41.1	58	3	10	13	5

KICKOFFS								
	NO.	YDS	AVG	TB	OB	RETN	NET	YDLN
Jones, Liam	41	2,426	59.2	14	3	--	--	--
Borcila, Jacob	2	53	26.5	0	1	--	--	--
Total	43	2,479	57.7	14	4	20.5	40.4	24
Opponents	55	3,254	59.2	20	3	20.5	38.9	26

ALL PURPOSE								
	G	RUSH	REC	PR	KOR	IR	TOT	AVG/G
Williams Jr., Pooka	8	765	129	0	0	0	894	111.8
Robinson, Stephon	9	7	584	0	211	0	802	89.1
Parchment, Andrew	9	0	663	0	0	0	663	73.7
Herbert, Khalil	4	384	1	0	0	0	383	95.8
Horne, Jamahl	7	0	0	0	303	0	303	43.3
Charlot, Daylon	9	0	285	0	0	0	285	31.7
Lassiter, Kwamie	8	0	248	18	0	0	266	33.2
Gardner, Velton	7	118	24	0	0	0	142	20.3
Logan, Kenny	9	0	0	14	80	0	94	10.4
Sosinski, James	7	0	72	0	0	0	72	10.3
Stanley, Carter	9	67	0	0	0	0	67	7.4
Defense, Hasan	9	0	0	0	0	57	57	6.3
Williams, Dom	3	35	0	0	0	0	35	11.7
Luavasa, Jack	9	0	35	0	0	0	35	3.9
Fairchild, Mason	9	0	32	0	0	0	32	3.6
Miles, Ben	9	1	2	0	12	0	15	1.7
McCullough, Jeremiah	7	0	0	0	0	13	13	1.9
Miles, Manny	3	11	0	0	0	0	11	3.7
Dineen, Jay	9	0	0	0	8	0	8	0.9
Williams, Takulve	7	0	7	0	0	0	7	1.0
Stevens-McKenzie, Najee	9	0	0	0	0	2	2	0.2
Locklin, Torry	3	2	0	0	0	0	2	0.7
Hall, Hudson	9	1	0	0	0	0	1	0.1
TEAM	5	-7	0	0	0	0	-7	-1.4
Total	9	1,384	2,080	32	614	72	4,182	464.7
Opponents	9	2,118	2,141	243	390	42	4,934	548.2

DEFENSE

			TACKLES			SACKS		PASS DEF			FUMBLES		BLOCKED	
	GP		SOLO	A	TOTAL	TFL/YDS	NO-YARDS	INT-YDS	BRUP	QBH	RCV-YDS	FF	KICK	SAF
1	Torneden, Bryce	9	40	21	61	4.0-9	0.5-4	--	1	1	1-0	1	--	--
1L	Lee, Mike	9	36	11	47	0.5-1	--	--	2	--	--	1	--	--
15	Johnson, Kyron	9	28	17	45	4.5-9	--	--	--	2	--	--	--	--
19	Potter, Gavin	9	30	10	40	3.5-17	1.5-14	--	1	3	--	--	--	--
40	Prox, Dru	4	30	9	391	2.5-22	2.0-22	--	1	--	--	1	--	--
5K	Kamara, Azur	9	21	17	38	6.0-27	3.5-22	--	--	4	--	--	--	--
7F	Ferguson, Davon	9	27	10	37	1.0-23	--	--	--	--	--	1	--	--
9M	Stevens-McKenzie, Najee	9	26	8	34	5.5-13	0.5-3	2-2	1	--	--	--	--	--
97	Moragne, Darrius	9	22	8	30	2.5-13	2.6-13	--	--	2	--	--	--	--
8M	Mayberry, Kyle	9	24	6	30	--	--	--	4	1	--	--	--	--
13	Defense, Hasan	9	21	6	27	--	--	1-57	5	--	--	--	--	--
43	Dineen, Jay	9	16	61	22	2.0-9	1.0-6	--	--	--	--	1	--	--
90	Brown, Jelani	9	18	4	22	2.5-7	0.5-4	--	--	--	--	--	--	--
12	McCullough, Jeremiah	7	14	7	21	--	--	1-13	4	--	--	--	--	--
94	Cole, Codey	9	15	5	20	2.5-10	1.5-8	--	1	--	--	1	--	--
24	Thomas, Ricky	9	12	4	16	1.0-4	--	--	--	--	--	--	--	--
2	Harris, Corriane	9	12	3	15	--	--	--	2	--	--	--	--	--
27	Ford, DeAnte	9	12	2	14	2.0-3	--	--	--	--	--	--	--	--
99	Lee, Malcolm	7	10	4	14	1.0-4	0.5-3	--	--	1	--	--	--	--
93	Burt, Sam	7	9	3	12	1.0-2	--	--	--	--	--	--	--	--
23	Logan, Kenny	9	7	2	9	--	--	--	--	--	--	--	--	--
98	Sampson, Caleb	9	6	3	9	2.0-18	2.0-18	--	2	--	--	--	--	--
3H	Hempstead, Elmore	8	6	1	7	--	--	--	4	--	--	--	--	--
17	Jones, Elijah	4	4	1	5	--	--	--	--	--	--	--	--	--
34	Betts, Nate	4	4	1	5	--	--	--	--	--	--	--	--	--
44	McCaleb, Willie	9	1	3	4	--	--	--	--	--	--	--	--	--
2C	Charlot, Daylon	9	2	1	3	--	--	--	--	--	--	--	--	--
95	Terry, DaJon	2	2	--	2	--	--	--	--	--	--	--	--	--
85	Kaufman, Hunter	7	2	--	2	--	--	--	--	--	--	--	--	--
30	Root, Cooper	4	1	1	2	--	--	--	--	--	--	--	--	--
91	Arnold, Jelani	8	2	--	2	--	--	--	--	--	--	--	--	--
88	Horne, Jamahl	7	2	--	2	--	--	--	--	--	--	--	--	--
14	Parker, Steven	3	1	1	2	--	--	--	--	1	--	--	--	--
4	Parchment, Andrew	9	2	--	2	--	--	--	--	--	--	--	--	--
35	Caudle, Nick	8	--	1	1	--	--	--	--	--	--	--	--	--
2M	McNerney, Cody	9	1	--	1	--	--	--	--	--	--	--	--	--
68	Bostick, Earl	1	1	--	1	--	--	--	--	--	--	--	--	--
50	Harris, Marcus	1	--	1	1	--	--	--	--	--	--	--	--	--
80	Thompson, Kyle	9	1	--	1	--	--	--	--	--	--	--	--	--
26	Fiorentino, Rob	4	1	--	1	--	--	--	--	--	--	--	--	--
39	Malbrough, Ryan	3	1	--	1	--	--	--	--	--	--	--	--	--
55	Lewis, Reuben	1	1	--	1	--	--	--	--	--	--	--	--	--
1T	Locklin, Torry	3	1	--	1	--	--	--	--	--	--	--	--	--
16	Williams, Takulve	7	--	1	1	--	--	--	--	--	--	--	--	--
29	Miles, Ben	9	1	--	1	--	--	--	--	--	--	--	--	--
18	Gardner, Velton	7	1	--	1	--	--	--	--	--	--	--	--	--
8	Lassiter, Kwamie	8	1	--	1	--	--	--	--	--	--	--	--	--
81	McQueen, Kameron	5	1	--	1	--	--	--	--	--	--	--	--	--
TM	Team	5	1	--	1	--	--	--	--	--	--	--	--	--
6K	Klusman, Logan	9	--	--	--	--	--	--	--	--	1-0	--	--	--
Total		9	477	178	655	44-191	16-117	4-72	28	15	2-0	6	--	--
Opponents		9	363	128	491	57-213	17-120	7-42	22	12	4-10	2	4	--

GAME-BY-GAME STATISTICS																						
GAME	FINAL SCORE	SCORE BY QUARTER				FIRST DOWNS				RUSHING			PASSING			TOTAL OFFENSE		PUNTING	FUMBLES	PENALTY	THIRD	TOTAL
		1	2	3	4	RU	PA	PN	TOT	ATT	YDS	TD	C-A-I	YDS	TD	ATT	YDS	NO-AVG	NO-LOST	NO-YDS	DOWNS	TOP
Indiana State	17	0	3	0	14	10	9	1	20	37	146	0	22-34-2	219	1	71	365	4-39.5	0-0	4-35	5-14	31:25
Kansas	24	7	3	6	8	6	13	1	20	34	103	0	20-29-0	241	2	63	344	3-49.0	4-3	7-49	4-12	28:35
Coastal Carolina	12	0	6	6	0	13	6	1	20	49	172	1	8-14-0	119	1	63	291	4-40.2	1-0	4-31	1-9	25:34
Kansas	7	7	0	0	0	10	7	0	17	37	173	1	13-19-2	107	0	56	280	2-49.5	1-0	5-40	4-10	34:26
Kansas	48	7	21	13	7	13	13	1	23	45	329	3	20-27-1	238	3	72	567	4-45.2	0-0	8-75	8-15	31:53
Boston College	24	17	7	0	0	12	12	3	26	47	228	1	21-41-0	219	2	88	447	4-41.5	2-0	8-55	10-19	28:07
West Virginia	29	7	3	10	9	13	11	1	25	48	192	3	25-37-0	202	0	56	394	4-164	0-0	5-41	9-18	37:41
Kansas	24	0	7	10	7	9	9	2	20	30	142	0	19-26-1	275	3	85	417	5-191	1-1	4-45	4-10	22:19
Kansas	14	0	0	0	14	3	3	2	8	18	75	1	12-29-0	84	1	47	159	9-437	1-0	2-10	1-11	20:25
TCU	51	21	17	0	13	15	14	0	29	61	319	4	19-27-0	306	2	88	625	4-155	1-0	10-95	14-19	39:35
Oklahoma	45	7	14	14	10	11	15	3	29	37	72	4	20-29-1	277	2	66	545	2-50.0	0-0	8-89	6-9	29:31
Kansas	24	7	0	0	13	5	11	2	18	32	41	0	18-28-0	230	3	60	360	5-43.0	0-0	9-82	6-14	30:29
Kansas	48	3	14	7	24	13	11	3	27	39	259	2	27-47-0	310	4	86	569	3-38.3	0-0	7-50	10-19	31:31
Texas	50	14	7	3	26	15	17	1	33	40	239	2	31-45-1	399	4	85	638	1-55	1-1	8-86	9-14	28:29
Texas Tech	34	7	10	10	7	12	11	5	28	45	212	1	23-34-0	271	3	79	483	5-42.2	3-1	8-69	6-15	32:28
Kansas	37	0	14	6	17	8	13	1	22	32	112	2	26-37-1	415	3	69	527	5-42.8	1-0	8-88	9-15	27:32
Kansas State	38	7	10	7	14	17	5	1	23	60	342	5	9-16-0	129	0	76	471	5-187	1-0	11-113	11-17	38:03
Kansas	10	3	0	0	7	2	9	1	12	25	61	1	15-26-2	180	0	51	241	5-213	0-0	4-55	2-10	21:57
Kansas																						
Oklahoma State																						
Kansas																						
Iowa State																						
Baylor																						
Kansas																						

GAME-BY-GAME OFFENSIVE STARTERS											
	WR	LT	LG	C	RG	RT	TE/WR	FB/WR	WR/RB	QB	RB
Indiana State	Parchment	Adeniji	Clark	Tovi	Hughes	McCauley	Luavasa	Miles	Robinson	Stanley	Herbert
Coasta Carolina	Parchment	Adeniji	Clark	Tovi	Hughes	Feder	Fairchild	Miles	Robinson	Stanley	Herbert
at Boston College	Parchment	Adeniji	Clark	Tovi	Hughes	McCauley	Luavasa	Miles	Robinson	Stanley	Williams Jr.
West Virginia	Parchment	Adeniji	Clark	Tovi	Hughes	McCauley	Luavasa	Miles	Robinson	Stanley	Williams Jr.
at TCU	Parchment	Adeniji	Clark	Mane	Hughes	McCauley	Luavasa	Charlot	Robinson	Stanley	Williams Jr.
Oklahoma	Parchment	Adeniji	Clark	Tovi	Hughes	McCauley	Luavasa	Miles	Robinson	Stanley	Williams Jr.
at Texas	Parchment	Adeniji	Clark	Tovi	Hughes	Feder	Luavasa	Charlot	Robinson	Stanley	Williams Jr.
Texas Tech	Parchment	Adeniji	Clark	Tovi	Lopeti	McCauley	Sosinski	Miles	Gardner	Stanley	Williams Jr.
Kansas State	Parchment	Adeniji	Clark	Tovi	Hughes	McCauley	Charlot	Miles	Robinson	Stanley	Williams Jr.
at Oklahoma State											
at Iowa State											
Baylor											

GAME-BY-GAME DEFENSIVE STARTERS											
	DE	DT	DT/DE	OLB	LB	LB	NB	CB	S	S	CB
Indiana State	Moragne	Brown	Burt	Kamara	Johnson	Prox	Torneden	Defense	Lee	McCullough	Mayberry
Coasta Carolina	Moragne	Brown	Cole III	Kamara	Johnson	Prox	Torneden	Defense	Lee	McCullough	Harris
at Boston College	Moragne	Brown	Ma. Lee	Kamara	Johnson	Prox	Stevens-McKenzie	Defense	Lee	Torneden	Harris
West Virginia	Moragne	Brown	Ma. Lee	Kamara	Johnson	Prox	Torneden	Defense	Lee	McCullough	Harris
at TCU	Moragne	Brown	Ma. Lee	Kamara	Johnson	Potter	Torneden	Defense	Lee	McCullough	Harris
Oklahoma	Moragne	Brown	Ma. Lee	Kamara	Johnson	Potter	Torneden	Defense	Lee	McCullough	Harris
at Texas	Moragne	Brown	Sampson	Kamara	Johnson	Potter	Torneden	Defense	Lee	McCullough	Harris
Texas Tech	Moragne	Brown	Sampson	Kamara	Johnson	Potter	Torneden	Defense	Lee	Ferguson	Mayberry
Kansas State	Moragne	Brown	Sampson	Kamara	Johnson	Potter	Torneden	Defense	Lee	Ferguson	Mayberry
at Oklahoma State											
at Iowa State											
Baylor											

GAME-BY-GAME LEADERS					
	PASSING	RUSHING	RECEIVING	TACKLES	SACKS
Indiana State	Carter Stanley (20/29, 241 yds, 2 TD)	Khalil Herbert (17 att, 88 yds)	Andrew Parchment (8 rec, 121 yds)	Dru Prox (9 tackles)	Three Players (1.0 sacks)
Coastal Carolina	Carter Stanley (13/19, 107 yds)	Pooka Williams Jr. (22 att, 99 yds)	Stephon Robinson (4 rec, 45 yds)	Dru Prox (11 tackles)	Morragne/Kamara (1.0 sacks)
Boston College	Carter Stanley (20/27, 238 yds, 3 TD)	Khalil Herbert (11 att, 187 yds, 1 TD)	Andrew Parchment (8 rec, 100 yds, 2TD)	Dru Prox (10 tackles)	Kamara/Lee (1.0 sacks)
West Virginia	Carter Stanley (19/25, 275 yds, 3 TD)	Pooka Williams Jr. (15 att, 76 yds)	Andrew Parchment (5 rec, 132 yds, 2TD)	Mike Lee (9 tackles)	Prox/Sampson (1.0 sacks)
TCU	Carter Stanley (12/29, 84 yds, 1 TD)	Velton Gardner (4 att, 61 yds, 1 TD)	Andrew Parchment (4 rec, 10 yds)	Gavin Potter (11 tackles)	Caleb Sampson (1.0 sacks)
Oklahoma	Carter Stanley (18/28, 230 yds, 3 TD)	Pooka Williams Jr. (12 att, 137 yds)	Stephon Robinson (5 rec, 131 yds, 2 TD)	Bryce Torneden (6 tackles)	Azur Kamara (1.0 sacks)
Texas	Carter Stanley (27/47, 310 yds, 4 TD)	Pooka Williams Jr. (25 att, 190 yds, 2 TD)	Stephon Robinson (7 rec, 67 yds, 2 TD)	Gavin Potter (9 tackles)	Gavin Potter (1.5 sacks)
Texas Tech	Carter Stanley (26/37, 415 yds, 3 TD)	Pooka Williams Jr. (21 att, 69 yds)	Stephon Robinson (6 rec, 186 yds, 2 TD)	Potter/Ferguson (7 tackles)	N/A
Kansas State	Carter Stanley (13/23, 115 yds)	Pooka Williams Jr. (14 att, 61 yds)	Andrew Parchment (5 rec, 49 yds)	Ferguson/Torneden (8 tackles)	Codey Cole (1.0 sacks)
Oklahoma State					
Iowa State					
Baylor					

GAME-BY-GAME PASSING										
#9 STANLEY, CARTER	COMP	ATT	INT	PCT	YARDS	TD	LONG	SACK	YDS	EFFIC.
Indiana State	20	29	0	69.0	241	2	32	2	13	161.53
Coastal Carolina	13	19	2	68.4	107	0	20	2	18	94.7
Boston College	20	27	1	74.1	238	3	37	0	0	177.4
West Virginia	19	25	1	76.0	275	3	75	2	8	162.72
TCU	12	20	0	41.4	84	1	25	2	7	77.09
Oklahoma	18	28	0	64.3	230	3	39	3	21	168.64
Texas	27	47	0	57.4	310	4	50	1	7	140.94
Texas Tech	26	37	1	70.3	415	3	70	1	10	185.84
Kansas State	13	23	2	56.5	115	0	23	4	33	81.13
TOTALS	168	264	7	63.6	2,015	19	75	17	120	146.20
#1M MILES, MANNY	COMP	ATT	INT	PCT	YARDS	TD	LONG	SACK	YDS	EFFIC.
Kansas State	2	3	0	66.7	65	0	33	0	0	248.67
TOTALS	2	3	0	66.7	65	0	33	0	0	248.67
TEAM	ATT	COMP	INT	PCT	YARDS	TD	LONG	SACK	YDS	EFFIC.
West Virginia	0	1	0	0.0	0	0	0	0	0	0.00
TOTALS	0	1	0	0.0	0	0	0	0	0	0.00

GAME-BY-GAME RUSHING													
	NO/YDS/TD	INS	CCU	BC	WVU	TCU	OU	UT	TTU	KSU	OSU	ISU	BU
Williams Jr., Pooka	150/765/3	--	22/99/0	22/121/1	15/76/0	8/12/0	23/137/0	25/190/2	21/69/0	14/61/0			
Herbert, Khalil	43/384/2	17/88/0	8/82/1	11/187/1	7/27/0	--	--	--	--	--			
Gardner, Velton	14/118/2	--	--	--	--	4/61/1	3/5/0	1/0/0	3/36/1	3/16/0			
Stanley, Carter	53/67/1	4/-12/0	4/-12/0	5/23/0	8/39/0	6/2/0	6/-12/0	9/65/0	6/1/1	5/27/0			
Williams, Dom	17/35/0	9/34/0	2/4/0	6/-3/0	--	--	--	--	--	--			
Miles, Manny	2/11/1	--	--	--	--	--	--	--	--	2/11/1			
Robinson, Stephon	3/7/0	--	--	--	--	--	--	2/2/0	1/5/0	--			
Locklin, Torry	2/2/0	--	--	--	--	--	--	2/2/0	--	--			
Miles, Ben	2/1/0	--	--	--	--	--	--	--	1/1/0	1/0/0			
Hall, Hudson	1/1/1	--	--	1/1/1	--	--	--	--	--	--			
Parchment, Andrew	1/0/0	--	1/0/0	--	--	--	--	--	--	--			
Team	4/-7/0	4/-7/0	--	--	--	--	--	--	--	--			

GAME-BY-GAME RECEIVING													
	NO/YDS/TD	INS	CCU	BC	WVU	TCU	OU	UT	TTU	KSU	OSU	ISU	BU
Parchment, Andrew	47/663/6	8/121/0	3/14/0	8/100/2	5/132/2	4/10/0	4/45/0	3/83/1	7/109/1	5/49/0			
Robinson, Stephon	34/584/6	1/14/0	4/45/0	2/31/0	5/48/0	--	5/131/2	7/67/2	6/186/2	4/62/0			
Charlot, Daylon	24/285/2	6/79/1	--	1/10/0	4/52/0	2/1/0	2/33/1	3/47/0	2/16/0	4/49/0			
Lassiter, Kwamie	22/248/1	--	--	5/67/0	3/45/1	--	1/-5/0	5/66/0	8/75/0	--			
Williams Jr., Pooka	21/129/1	--	2/10/0	2/2/0	2/2/0	3/33/1	5/20/0	4/25/0	2/24/0	1/17/0			
Sosinski, James	7/72/1	2/25/1	3/36/0	--	--	--	1/6/0	--	1/5/0	--			
Luavasa, Jack	4/35/1	--	--	1/19/1	--	1/8/0	--	1/5/0	--	1/3/0			
Fairchild, Mason	2/32/0	--	--	1/9/0	--	1/23/0	--	--	--	--			
Gardner, Velton	6/24/0	2/3/0	1/2/0	--	--	1/11/0	--	2/8/0	--	--			
Williams, Takulve	1/7/1	--	--	--	--	--	--	1/7/1	--	--			
Miles, Ben	1/2/0	--	--	--	--	--	--	1/2/0	--	--			
Herbert, Khalil	1/1/0	2/-1/0	--	--	--	--	--	--	--	--			

GAME-BY-GAME TACKLES														
	UA-A	TOT	INS	CCU	BC	WVU	TCU	OU	UT	TTU	KSU	OSU	ISU	BU
Torneden, Bryce	40-21	61	4-1	6-2	2-7	3-3	7-2	5-1	5-3	2-0	6-2			
Lee, Mike	36-11	47	3-1	4-0	5-2	7-2	5-1	2-0	3-3	4-1	4-1			
Johnson, Kyrion	28-17	45	5-0	3-4	3-4	5-4	2-5	3-1	2-1	6-0	1-0			
Potter, Gavin	30-10	40	--	--	3-2	2-0	9-2	0-1	6-3	6-1	4-1			
Prox, Dru	30-9	39	8-1	10-1	6-4	6-3	--	--	--	--	--			
Kamara, Azur	21-17	38	2-1	2-1	2-2	1-3	3-2	3-2	4-3	1-1	4-1			
Ferguson, Davon	27-10	37	3-0	3-0	0-3	0-2	1-2	3-2	3-0	7-0	7-1			
S.-McKenzie, Najee	26-8	34	1-0	3-0	2-3	3-2	3-3	2-0	4-0	6-0	2-0			
Mayberry, Kyle	24-6	30	6-0	1-0	2-2	2-2	2-0	1-1	3-0	2-0	5-1			
Moragne, Darius	22-8	30	7-0	3-0	0-1	2-3	2-3	--	--	4-0	4-1			
Defense, Hasan	21-6	27	1-0	--	0-1	4-2	1-0	2-0	5-2	4-1	4-0			
Dineen, Jay	16-6	22	2-0	1-0	3-1	2-1	2-2	1-0	3-0	0-1	2-1			
Brown, Jelani	18-4	22	3-0	1-1	3-1	2-0	2-1	1-0	1-0	5-0	1-0			
McCullough, J.	14-7	21	1-0	--	1-3	1-2	3-0	4-2	4-0	1-0	--			
Cole III, Codey	15-5	20	1-0	1-0	2-0	2-0	2-1	2-1	1-1	--	3-0			
Thomas, Ricky	12-4	16	--	3-0	--	0-1	3-1	2-1	2-1	--	2-0			
Harris, Corione	12-3	15	2-0	--	1-2	2-1	2-0	4-0	1-0	--	--			
Lee, Malcolm	10-4	14	--	4-1	1-2	1-1	1-0	--	--	1-0	2-0			
Ford, DeAnte	12-2	14	--	--	--	--	4-0	1-1	1-1	6-0	--			
Burt, Sam	9-3	12	3-1	--	--	1-1	2-0	--	--	2-0	1-1			
Logan, Kenny	7-2	9	--	--	3-0	--	--	--	--	2-1	2-1			
Sampson, Caleb	6-3	9	--	--	0-2	1-0	1-0	--	3-1	--	1-0			
Hempstead, Elmore	6-1	7	1-0	--	0-0	--	--	1-1	1-0	3-0	--			
Betts, Nate	4-1	5	1-0	--	1-1	2-0	--	--	--	--	--			
Jones, Elijah	4-1	5	2-0	--	--	--	2-1	--	--	--	--			
McCaleb, Willie	1-3	4	--	--	0-2	--	--	--	0-1	1-0	--			
Charlot, Daylon	2-1	3	--	--	2-1	--	--	--	--	--	--			
Kaufman, Hunter	2-0	2	--	--	1-0	--	--	--	1-0	--	--			
Horne, Jamahl	2-0	2	--	--	1-0	--	--	1-0	--	--	--			
Terry, DaJon	2-0	2	1-0	1-0	--	--	--	--	--	--	--			
Parchment, Andrew	2-0	2	--	2-0	--	--	--	--	--	--	--			
Parker, Steven	1-1	2	--	--	0-1	--	--	1-0	--	--	--			
Root, Cooper	1-1	2	--	--	--	1-1	--	--	--	--	--			
Arnold, Jelani	2-0	2	1-0	--	--	--	1-0	--	--	--	--			
McQueen, Kameron	1-0	1	--	--	--	1-1	--	--	--	--	--			
Gardner, Velton	1-0	1	--	--	--	--	--	--	--	1-0	--			
McNerney, Codey	1-0	1	--	1-0	--	--	--	--	--	--	--			
Team	1-0	1	--	--	1-0	--	--	--	--	--	--			
Harris, Marcus	0-1	1	0-1	--	--	--	--	--	--	--	--			
Williams, Takulve	0-1	1	--	--	0-1	--	--	--	--	--	--			
Lassiter, Kwamie	1-0	1	--	--	--	--	--	--	1-0	--	--			
Lewis, Reuben	1-0	1	--	--	1-0	--	1-0	--	--	--	--			
Malbrough, Ryan	1-0	1	--	--	--	--	1-0	--	--	--	--			
Florentino, Rob	1-0	1	--	--	--	--	1-0	1-0	--	--	--			
Miles, Ben	1-0	1	--	--	--	--	1-0	--	--	--	--			
Locklin, Torry	1-0	1	--	--	--	--	--	--	--	1-0	--			
Caudle, Nick	0-1	1	--	--	--	--	--	--	--	--	0-1			
Bostick, Earl	1-0	1	--	--	--	--	--	--	--	--	1-0			
Thompson, Kyle	1-0	1	--	--	--	--	--	1-0	--	--	--			

GAME-BY-GAME SACKS														
	UA-A	TOT	INS	CCU	BC	WVU	TCU	OU	UT	TTU	KSU	OSU	ISU	BU
Kamara, Azur	2-3	3.5	1-4	1-7	0.5-3	--	--	1.0-8	0.5-4	--	--			
Moragne, Darius	2-1	2.5	1-2	1-7	--	0.5-4	--	--	--	--	--			
Prox, Dru	2-0	2.0	1-12	--	--	1.0-10	--	--	--	--	--			
Sampson, Caleb	2-0	2.0	--	--	--	1.0-7	1.0-11	--	--	--	--			
Potter, Gavin	1-1	1.5	--	--	--	--	--	--	1.5-14	--	--			
Cole III, Codey	1-1	1.5	--	--	--	--	--	0.5-4	--	--	1.0-4			
Dineen, Jay	1-0	1.0	--	--	--	--	--	--	1.0-6	--	--			
Lee, Malcolm	0-1	0.5	--	--	0.5-3	--	--	--	--	--	--			
Torneden, Bryce	0-1	0.5	--	0.5-4	--	--	--	--	--	--	--			
Stevens-McKenzie, N.	0-1	0.5	--	--	--	0.5-3	--	--	--	--	--			
Brown, Jelani	0-1	0.5	--	0.5-4	--	--	--	--	--	--	--			

GAME-BY-GAME TACKLES FOR LOSS														
	UA-A	TOT	INS	CCU	BC	WVU	TCU	OU	UT	TTU	KSU	OSU	ISU	BU
Kamara, Azur	4-4	6.0	1-4	1.5-8	0.5-3	--	--	1.0-8	1.5-7	--	1.0-1			
Stevens-McKenzie, N.	5-1	5.5	--	2-7	1-1	1.5-4	--	--	1.0-1	--	--			
Johnson, Kyrion	4-1	4.5	--	1-1	1-2	1.4-4	0.5-1	--	--	1.0-1	--			
Torneden, Bryce	3-2	4.0	--	1-4	--	--	1.0-2	1.0-1	--	--	1.0-2			
Potter, Gavin	3-1	3.5	--	--	--	1.0-1	--	--	2.5-16	--	--			
Brown, Jelani	2-1	2.5	--	0.5-4	--	1.0-1	1.0-2	--	--	--	--			
Moragne, Darius	2-0	2.5	1-2	1-7	--	0.5-4	--	--	--	--	--			
Prox, Dru	2-1	2.5	1-12	0.5-0	--	1.0-10	--	--	--	--	--			
Cole III, Codey	2-1	2.5	--	--	--	1.0-2	--	0.5-4	--	--	1.0-4			
Dineen, Jay	2-0	2.0	--	--	1-3	--	--	--	1.0-6	--	--			
Sampson, Caleb	1-1	2.0	--	--	--	1.0-7	1.0-11	--	--	--	--			
Ford, DeAnte	2-0	2.0	--	--	--	--	--	1.0-1	--	1.0-2	--			
Lee, Malcolm	0-2	1.0	--	0.5-4	0.5-3	--	--	--	--	--	--			
Thomas, Ricky	1-0	1.0	--	1-4	--	--	--	--	--	--	--			
Burt, Sam	1-0	1.0	--	--	--	--	1.0-2	--	--	--	--			
Ferguson, Davon	1-0	1.0	--	--	--	--	--	1.0-23	--	--	--			
Lee, Mike	0-1	0.5	--	--	--	--	0.5-1	--	--	--	--			

KANSAS SCORING DRIVES

OPPONENT	NO. OF PLAYS	TOTAL YARDS	DRIVE TIME	TYPE OF SCORE	SCORE QTR/TIME	DRIVE START	SCORING PLAY
Indiana State	0	0	0:00	TD	1st/8:43	INS00	Defense 57 yd INT return
Indiana State	9	55	3:09	FG	2nd/6:17	KU27	Jones 36 yd FG
Indiana State	7	87	3:05	TD	3rd/8:40	KU13	Sosinski 10 yd TD pass
Indiana State	8	75	2:04	TD	4th/2:20	KU25	Charlot 22 yd TD pass
Coastal Car.	8	65	3:28	TD	1st/11:32	KU35	Herbert 41 yd TD rush
Boston Coll.	8	78	3:54	TD	1st/3:27	KU22	Luavasa 19 yd TD pass
Boston Coll.	3	48	0:50	TD	2nd/14:19	BC48	Hall 1 yd TD rush
Boston Coll.	11	81	5:15	TD	2nd/3:41	KU19	Parchment 4 yd TD pass
Boston Coll.	4	85	0:36	TD	2nd/0:05	KU15	Parchment 3 yd TD pass
Boston Coll.	12	69	4:32	FG	3rd/10:24	KU25	Jones 24 yd FG
Boston Coll.	8	87	3:12	TD	3rd/05:25	KU13	Williams Jr. 12 yd rush
Boston Coll.	9	60	3:57	FG	3rd/4:32	KU28	Jones 30 yd FG
Boston Coll.	1	6	0:06	TD	4th/5:44	BC06	Herbert 6 yd rush
West Virginia	7	75	2:43	TD	2nd/12:06	KU25	Lassiter II 28 yd TD pass
West Virginia	11	71	4:25	FG	3rd/6:06	KU25	Jones 23 yd FG
West Virginia	1	75	0:12	TD	3rd/4:08	KU25	Parchment 75 yd TD pass
West Virginia	10	70	2:49	TD	4th/2:10	KU30	Parchment 3 yd TD pass
TCU	2	45	0:17	TD	4th/12:10	TCU45	Gardner 45 yd rush
TCU	5	52	2:03	TD	4th/3:50	KU48	Williams Jr., 25 yd TD pass
Oklahoma	9	98	5:14	TD	1st/3:35	KU2	Charlot 22 yd TD pass
Oklahoma	2	75	1:04	TD	4th/9:35	KU25	Robinson 39 TD pass
Oklahoma	6	70	1:54	TD	4th/2:46	KU30	Robinson 24 yd TD pass
Texas	6	74	2:25	FG	1st/4:01	KU21	Jones 23 yd FG
Texas	9	50	3:17	TD	2nd/13:24	KU50	Williams Jr., 7 yd rush
Texas	4	60	1:47	TD	2nd/8:38	KU40	T. Williams, 16 yd TD pass
Texas	14	75	5:12	TD	3rd/9:48	KU25	Robinson 9 yd TD pass
Texas	1	16	0:08	TD	4th/10:06	UT16	Williams Jr., 16 yd rush
Texas	7	47	1:29	FG	4th/6:56	KU25	Jones 46 yd FG
Texas	7	36	1:54	TD	4th/4:25	UT36	Parchment 11 yd TD pass
Texas	6	75	1:36	TD	4th/1:11	KU25	Robinson 22 yd TD pass
Texas Tech	7	78	3:32	TD	2nd/4:41	KU22	Stanley 1 yd rush
Texas Tech	6	84	1:20	TD	2nd/0:59	KU16	Robinson 48 yd TD pass
Texas Tech	4	75	1:43	TD	3rd/3:56	KU25	Robinson 65 yd TD pass
Texas Tech	8	86	2:17	TD	4th/13:42	KU14	Parchment 70 yd TD pass
Texas Tech	10	70	3:50	TD	4th/5:12	KU30	Gardner 32 yd rush
Texas Tech	1	0	0:02	FG	4th/0:00	TTU14	Jones 32 yd FG
Kansas State	8	45	2:23	FG	1st/4:50	KU38	Jones 34 yd FG
Kansas State	5	66	0:55	TD	4th/0:35	KU34	M. Miles 1 yd rush

OPPONENT SCORING DRIVES

OPPONENT	NO. OF PLAYS	TOTAL YARDS	DRIVE TIME	TYPE OF SCORE	SCORE QTR/TIME	DRIVE START	SCORING PLAY
Indiana State	9	60	1:46	FG	2nd/:01	INS25	Nunez 20 yd FG
Indiana State	14	77	6:08	TD	4th/10:52	INS23	Jones 26 yd TD pass
Indiana State	0	0	0:00	TD	4th/4:24	KU00	Moala 0 yd fum. recovery
Coastal Car.	6	64	2:00	TD	2nd/:41	CCU36	Marable 20 yd TD rush
Coastal Car.	7	44	3:27	TD	3rd/7:58	KU44	Marable 8 yd TD rush
Boston Coll.	7	75	2:19	TD	1st/12:41	BC25	Dillon 2 yd TD rush
Boston Coll.	4	4	0:43	FG	1st/11:09	KU17	Boumerhi 40 yd FG
Boston Coll.	10	73	3:05	TD	1st/0:17	KU27	Idrizi 20 yd TD pass
Boston Coll.	8	72	2:48	TD	2nd/0:45	BC28	Brown 12 yd TD pass
West Virginia	13	71	5:59	TD	1st/7:37	WVU29	McKoy 3 yd TD rush
West Virginia	9	51	0:49	FG	2nd/0:00	WVU 29	Staley 44 yd FG
West Virginia	10	70	4:24	TD	3rd/10:31	WVU30	Pettaway 23 yd rush
West Virginia	4	5	1:45	FG	3rd/4:20	KU31	Staley 44 yd FG
West Virginia	12	73	6:28	FG	4th/12:35	WVU22	Staley 22 yd FG
West Virginia	11	51	5:36	TD	4th/5:04	WVU 49	Pettaway 7 yd rush
TCU	5	59	1:53	TD	1st/11:21	TCU41	Thomas 26 yd TD pass
TCU	17	72	8:09	TD	1st/2:09	TCU28	Pro 7 yd TD pass
TCU	--	--	--	TD	1st/0:00	TCU27	Reagor 73 yd punt return
TCU	5	52	2:21	TD	2nd/10:54	TCU48	Anderson 11 yd rush
TCU	5	69	2:49	TD	2nd/10:44	TCU31	Olonilua 6 yd TD rush
TCU	14	79	3:35	FG	2nd/0:01	TCU13	Song 25 yd FG
TCU	5	75	2:57	TD	4th/9:13	TCU25	Foster 8 yd rush
TCU	10	75	3:50	TD	4th/0:00	TCU25	Collins 11 yd rush
Oklahoma	6	77	2:03	TD	1st/11:26	OU23	Thomas 26 yd TD pass
Oklahoma	7	58	2:57	TD	2nd/7:51	OU42	Hurts 1 yd rush
Oklahoma	1	10	0:08	TD	2nd/0:31	KU10	Lamb 10 yd TD pass
Oklahoma	10	84	4:36	TD	3rd/10:19	KU16	Hurts 5 yd rush
Oklahoma	7	83	2:52	TD	3rd/6:18	KU17	Sermon 15 yd TD pass
Oklahoma	1	61	0:13	TD	4th/10:45	KU39	Stevenson 61 yd rush
Oklahoma	10	60	4:48	FG	4th/4:47	KU25	Brkic 32 yd FG
Texas	6	65	2:04	TD	1st/12:56	UT35	Johnson 14 yd rush
Texas	10	72	3:25	TD	1st/6:31	UT28	Smith 10 yd TD pass
Texas	10	84	2:51	TD	2nd/2:19	UT16	Eagles 5 yd TD pass
Texas	9	54	2:49	FG	3rd/6:59	UT25	Dicker 39 yd FG
Texas	12	79	4:41	TD	4th/14:01	UT21	Duvernay 14 yd TD pass
Texas	--	--	--	2PT	4th/10:06	--	Jamison PAT return
Texas	4	65	1:34	TD	4th/8:32	UT35	Duvernay 43 yd TD pass
Texas	5	65	1:38	TD	4th/2:47	UT35	Ingram 3 yd rush
Texas	10	60	1:11	FG	4th/0:00	UT25	Dicker 33 yd FG
Texas Tech	7	45	2:20	TD	1st/5:01	KU45	Thompson 1 yd TD rush
Texas Tech	14	74	4:02	FG	2nd/14:56	TTU20	Wolff 24 yd FG
Texas Tech	11	5	4:20	TD	2nd/8:19	TTU20	Mannix 9 yd TD pass
Texas Tech	4	70	1:00	TD	3rd/14:00	TTU30	Vasher 19 yd TD pass
Texas Tech	2	68	6:34	FG	3rd/5:39	TTU23	Wolff 27 yd FG
Texas Tech	3	75	1:24	TD	4th/12:18	TTU25	Rigdon 48 yd TD pass
Kansas State	10	88	5:54	TD	1st/7:21	KSU12	Thompson 1 yd rush
Kansas State	10	78	4:51	TD	2nd/14:54	KSU22	Trotter 9 yd rush
Kansas State	7	25	1:20	FG	2nd/0:00	KU46	Lynch 39 yd FG
Kansas State	9	75	4:08	TD	3rd/10:52	KSU25	Thompson 12 yd rush
Kansas State	6	26	2:36	TD	4th/12:18	KU26	Thompson 4 yd rush
Kansas State	2	32	0:48	TD	4th/9:30	KU32	Burns 14 yd rush

	KANSAS	OPPONENT
Most Plays/Result	14, at Texas, TD	17, at TCU, Touchdown
Most Yards/Result	98 vs. Oklahoma, TD	88 vs. Kansas State, TD
Most Time/Result	5:32 vs. Oklahoma, Downs	8:39 vs. Coastal Carolina/missed FG

SCORING DRIVE ANALYSIS

YARDAGE	KANSAS		OPPONENTS	
	TD	FG	TD	FG
No Drive	1	-	1	-
Negative Yds.	-	-	-	-
0-9	1	1	-	2
10-19	1	-	1	-
20-29	-	-	1	1
30-39	1	-	1	-
40-49	3	1	2	-
50-59	2	1	4	2
60-69	3	2	7	3
70-79	12	2	15	4
80-89	6	-	5	-
90-99	1	-	-	-

GAME OPENING DRIVES

OPPONENTS	KANSAS			OPPONENTS		
	PTS.	1STD	YDS.	PTS.	1STD	YDS.
Indiana State	0	2	51	0	1	18.
Coastal Carolina	7	3	65	0	1	15
Boston College	0	0	1	7	4	75
West Virginia	0	0	5	7	5	71
TCU	0	0	9	7	2	59
Oklahoma	0	1	14	0	1	15
Texas	0	3	47	7	4	65
Texas Tech	0	0	0	0	2	26
Kansas State	0	0	9	7	4	88
Oklahoma State						
Iowa State						
Baylor						

SECOND HALF-OPENING DRIVES

OPPONENTS	KANSAS			OPPONENTS		
	PTS.	1STD	YDS.	PTS.	1STD	YDS.
Indiana State	6	4	87	0	2	56
Coastal Carolina	0	0	1	0	0	-1
Boston College	3	4	69	0	0	7
West Virginia	3	5	71	7	4	70
TCU	0	0	5	0	1	20
Oklahoma	0	0	4	7	4	84
Texas	7	5	75	3	3	54
Texas Tech	0	0	3	7	3	70
Kansas State	0	3	33	7	3	75
Oklahoma State						
Iowa State						
Baylor						

DRIVE CHART

DRIVE START RESULT	1-9 NO/TD/FG	10-19 NO/TD/FG	20-29 NO/TD/FG	30-39 NO/TD/FG	40-49 NO/TD/FG	50+ NO/TD/FG
Indiana State	2/0/0	3/1/0	3/1/1	4/0/0	0/0/0	0/0/0
Coastal Carolina	0/0/0	2/0/0	3/0/0	2/1/0	0/0/0	2/0/0
Boston College	0/0/0	3/3/0	7/1/2	0/0/0	0/0/0	3/2/0
West Virginia	0/0/0	2/0/0	7/2/1	2/0/0	1/0/0	0/0/0
TCU	1/0/0	0/0/0	7/0/0	1/0/0	3/1/0	1/1/0
Oklahoma	3/1/0	0/0/0	6/1/0	2/1/0	0/0/0	0/0/0
Texas	0/0/0	0/0/0	7/3/1	1/0/0	2/1/0	3/3/0
Texas Tech	1/0/0	2/2/0	5/2/0	4/1/0	0/0/0	1/0/1
Kansas State	1/0/0	0/0/0	5/0/0	5/1/1	0/0/0	0/0/0
Oklahoma State						
Iowa State						
Baylor						

THREE-AND-OUTS

	KANSAS THREE-AND-OUT/DRIVES	OPPONENT THREE-AND-OUT/DRIVES
Indiana State	3/13	1/13
Coastal Carolina	0/9	2/10
Boston College	2/13	3/14
West Virginia	4/12	2/12
TCU	7/13	2/13
Oklahoma	3/11	0/11
Texas	1/13	1/14
Texas Tech	1/13	2/13
Kansas State	2/11	1/12
Oklahoma State		
Iowa State		
Baylor		

KANSAS IN THE RED ZONE

DATE	OPPONENT	SCORE	TIMES IN RZ	TIMES SCORED	TOTAL PTS	TDS	RUSH TDS	PASS TDS	FGS MADE	FGA	DOWN	INT	FUMB	HALF	GAME
Aug. 31	Indiana State	W 24-17	2	2	9	1	0	1	1	0	0	0	0	0	0
Sept. 7	Coastal Carolina	L 7-12	1	0	0	0	0	0	0	0	1	0	0	0	0
Sept. 13	at Boston College	W 48-24	8	8	48	57	7	3	4	3	0	1	0	0	0
Sept. 21	West Virginia	L 29-24	2	2	10	1	0	1	1	0	0	0	0	0	0
Sept. 28	at TCU	L 14-51	0	0	0	0	0	0	0	0	0	0	0	0	0
Oct. 5	Oklahoma	L 20-45	1	1	6	1	0	1	0	0	0	0	0	0	0
Oct. 19	at Texas	L 48-50	7	6	37	5	2	3	1	1	0	0	0	0	0
Oct. 26	Texas Tech	W 37-34	2	2	10	1	1	0	1	0	0	0	0	0	0
Nov. 2	Kansas State	L 10-38	2	2	10	1	1	0	1	0	0	0	0	0	0
Totals			25	23	130	16	7	9	7	1	1	0	0	0	0
23-of-25 (92.0%)															

KANSAS OPPONENTS IN THE RED ZONE

DATE	OPPONENT	SCORE	TIMES IN RZ	TIMES SCORED	TOTAL PTS	TDS	RUSH TDS	PASS TDS	FGS MADE	FGA	DOWN	INT	FUMB	HALF	GAME
Aug. 31	Indiana State	W 24-17	2	1	3	00	0	0	1	0	0	1	0	0	0
Sept. 7	Coastal Carolina	L 7-12	5	22	12	2	1	1	0	2	0	0	0	1	0
Sept. 13	at Boston College	W 48-24	5	3	21	3	1	2	0	1	1	0	0	0	0
Sept. 21	West Virginia	L 29-24	4	4	19	2	2	0	2	0	0	0	0	0	0
Sept. 28	at TCU	L 14-51	6	6	37	5	4	1	1	0	0	0	0	0	0
Oct. 5	Oklahoma	L 20-45	7	6	38	5	3	2	1	0	1	0	0	0	0
Oct. 19	at Texas	L 48-50	6	6	38	5	2	3	1	0	0	0	0	0	0
Oct. 26	Texas Tech	W 37-34	5	5	27	3	1	2	2	0	0	0	0	0	0
Nov. 2	Kansas State	L 10-38	5	5	35	5	5	0	0	0	0	0	0	0	0
Totals			45	38	230	30	19	11	8	3	2	1	0	1	0
38-of-45 (84.4%)															

KANSAS LONG PLAYS

KANSAS 20-YARD PLUS PLAYS

YARDS	TYPE	PLAYER(S)	OPPONENT
82	Rush	Herbert, Khalil	Boston College
75*	Pass	Parchment, Andrew from Stanley, Carter	West Virginia
70*	Pass	Parchment, Andrew from Stanley, Carter	Texas Tech
65	Rush	Williams, Pooka	Texas
65*	Pass	Robinson, Stephon from Stanley, Carter	Texas Tech
57*	INTR	Defense, Hasan	Indiana State
53	Pass	Robinson, Stephon from Stanley, Carter	Texas Tech
50	Pass	Parchment, Andrew from Stanley, Carter	Texas
48*	Pass	Robinson, Stephon from Stanley, Carter	Texas Tech
45*	Rush	Gardner, Velton	TCU
41*	Rush	Herbert, Khalil	Coastal Carolina
40	KR	Horne, Jamahl	TCU
39*	Pass	Robinson, Stephon from Stanley, Carter	Oklahoma
37	Pass	Parchment, Andrew from Stanley, Carter	Boston College
37	KR	Horne, Jamahl	Boston College
37	Pass	Robinson, Stephon from Stanley, Carter	Oklahoma
36	Rush	Williams Jr., Pooka	Oklahoma
36	Rush	Herbert, Khalil	Boston College
36	Pass	Lassiter, Kwamie from Stanley, Carter	Texas
36	Rush	Stanley, Carter	Texas
33	Rush	Herbert, Khalil	Indiana State
33	Pass	Robinson, Stephon from Miles, Manny	Kansas State
32*	Rush	Gardner, Velton	Texas Tech
32	Pass	Parchment, Andrew from Stanley, Carter	Indiana State
32	Pass	Charlot, Daylon from Stanley, Carter	Kansas State
30	KR	Robinson, Stephon	Texas Tech
29	Pass	Parchment, Andrew from Stanley, Carter	Boston College
28	KR	Robinson, Stephon	Texas Tech
28*	Pass	Lassiter II, Kwamie from Stanley, Carter	West Virginia
28	KR	Horne, Jamahl	Oklahoma
28	Rush	Herbert, Khalil	Boston College
27	Rush	Williams, Dom	Indiana State
27	Pass	Parchment, Andrew from Stanley, Carter	Indiana State
27	Pass	Robinson, Stephon from Stanley, Carter	Boston College
26	Pass	Charlot, Daylon from Stanley, Carter	Indiana State
25	KR	Horne, Jamahl	Oklahoma
25	Rush	Herbert, Khalil	Boston College
25*	Pass	Williams, Pooka from Stanley, Carter	TCU
25	KR	Horne, Jamahl	Coastal Carolina
25	Rush	Williams, Pooka	Texas
25	KR	Robinson, Stephon	Texas
24	KR	Robinson, Stephon	Kansas State
24	Rush	Williams Jr., Pooka	Oklahoma
24	KR	Logan, Kenny	Oklahoma
24*	Pass	Robinson, Stephon from Stanley, Carter	Oklahoma
23	KR	Robinson, Stephon	Texas Tech
23	Pass	Parchment, Andrew from Stanley, Carter	Kansas State
23	Pass	Charlot, Daylon from Stanley, Carter	Texas
23	Rush	Williams Jr., Pooka	Oklahoma
23	Pass	Fairchild, Mason from Stanley, Carter	TCU
22	KR	Robinson, Stephon	Texas Tech
22	Rush	Williams Jr., Pooka	Texas Tech
22	Pass	Parchment, Andrew from Stanley, Carter	Texas
22*	Pass	Charlot, Daylon from Stanley, Carter	Oklahoma
22*	Pass	Charlot, Daylon from Stanley, Carter	Indiana State
22*	Pass	Robinson, Stephon from Stanley, Carter	Texas
22	Pass	Charlot, Daylon and Williams, Pooka from Stanley	West Virginia
21	KR	Robinson, Stephon	Texas
21	Rush	Herbert, Khalil	Indiana State
21	Pass	Lassiter, Kwamie from Stanley, Carter	Boston College
21	Pass	Lassiter, Kwamie from Stanley, Carter	Boston College
20	KR	Robinson, Stephon	Kansas State
20	Pass	Lassiter, Kwamie from Stanley, Carter	Texas Tech
20	PR	Horne, Jamahl	West Virginia
20	Pass	Parchment, Andrew from Stanley, Carter	Indiana State
20	KR	Horne, Jamahl	Oklahoma
20	KR	Horne, Jamahl	Boston College
20	Rush	Williams, Pooka	Texas
20	Pass	Sosinski, James from Stanley, Carter	Coastal Carolina

* touchdown scored on play

KANSAS OPPONENTS LONG PLAYS

OPPONENT 20-YARD PLUS PLAYS

YARDS	TYPE	PLAYER(S)	KU OPPONENT
73*	KR	Reagor, Jalen	TCU
61*	Rush	Stevenson, Rhamondre	Oklahoma
52	Pass	Davis, Derius from Delton, Alex	TCU
51	Pass	Brewer, Cade from Ehlinger, Sam	Texas
49	Pass	Hunt, T. from Delton, Alex	TCU
48*	Pass	Rigdon, Dalton from Duffey, Jett	Texas Tech
46	Pass	Schoen, Dalton from Thompson, Skylar	Kansas State
46	PR	Lamb, CeeDee	Oklahoma
43*	Pass	Duvernay, Devin from Ehlinger, Sam	Texas
42	Pass	Long, H from Brown, Anthony	Boston College
42	Pass	Jones III, Dante from Boyle, Ryan	Indiana State
41	KR	Levy, Travis	Boston College
38	Pass	John Stevens from Duggan, Max	TCU
35	Rush	Stevenson, Rhamondre	Oklahoma
34	Rush	Thompson, Skylar	Kansas State
32	Pass	Koontz, Travis from Duffey, Jett	Texas Tech
32	KR	Reagor, Jalen	TCU
32	Rush	Ingram, Keaontay	Texas
31	Rush	Dillon, AJ	Boston College
31	KR	Levy, Travis	Boston College
30	Rush	Brown Leddie	West Virginia
28	Pass	Thompson, Donta from Duffey, Jett	Texas Tech
28	Pass	Eagles, Brennan from Ehlinger, Sam	Texas
28	Pass	Kerlegrand, Pet from Boyle, Ryan	Indiana State
27	KR	Carter, KeSean	Texas Tech
27	KR	Levy, Travis	Boston College
27	KR	Levy, Travis	Boston College
27	Rush	Marable, CJ	Coastal Carolina
26*	Pass	Thomas, Dylan from Duggan, Max	TCU
26*	Pass	Jones II, Dante from Boyle, Ryan	Indiana State
26	Pass	Bailey, David from Brown, Anthony	Boston College
25	INT	Kryst, Chandler	Coastal Carolina
24	Rush	Ehlinger, Sam	Texas
24	Rush	Hurts, Jalen	Oklahoma
24	Rush	Dillon, AJ	Boston College
24	PR	Reagor, Jalen	TCU
24	Rush	Sermon, Trey	Oklahoma
24	Pass	Basquine, Nick from Hurts, Jalen	Oklahoma
24	Pass	Likely, Isaiah from Peyton, Fred	Coastal Carolina
23	Rush	Thompson, SaRodrick	Texas Tech
23	Pass	Thompson, Donta from Duffey, Jett	Texas Tech
23*	Rush	Pettaway, Martell	West Virginia
22	Pass	Likely, Isaiah from Peyton, Fred	Coastal Carolina
22	Rush	Anderson, Darius	TCU
22	Rush	Foster, Daimarqua	TCU
22	KR	Levy, Travis	Boston College
22	Rush	Foster, D.	TCU
21	Pass	Schoen, Dalton from Thompson, Skylar	Kansas State
21	Pass	Basquine, Nick from Hurts, Jalen	Oklahoma
21	Pass	Morgan, Rontrez from Boyle, Ryan	Indiana State
21	Rush	Anderson, Darius	TCU
21	KR	Brown, Tre	Oklahoma
20	KR	Youngblood, Josh	Kansas State
20	Pass	Johnson, Collin from Ehlinger, Sam	Texas
20	Pass	Willis, Brayden from Hurts, Jalen	Oklahoma
20	Pass	Davis, Derius from Mike Collins	TCU
20	KR	James, Sam	West Virginia
20*	Pass	Marable, CJ from Peyton, Fred	Coastal Carolina
20*	Pass	Korab, Idrizi from Brown, Anthony	Boston College

* touchdown scored on play

KANSAS LONG PLAYS BY THE NUMBERS		
	NO.	TD
100+	0	0
90-99	0	0
80-89	1	0
70-79	2	2
60-69	2	1
50-59	3	1
40-49	4	3
30-39	14	2
20-29	43	6

KANSAS LONG PLAYS BY TYPE		
	NO.	TD
Rushing	18	3
Passing	33	11
Punt returns	0	0
Kick returns	17	0
Interceptions	1	1
Fumble returns	0	0
Other	0	0
TOTAL	69	15

KANSAS LONGEST PLAYS		
Rushing	82	Khalil Herbert at BC
Rushing TD	45	Velton Gardner at TCU
Passing	75	Andrew Parchment vs. WVU
Passing TD	75	Andrew Parchment vs. WVU
Punt Return	14	Logan at Texas
Kick Return	40	Horne at TCU
Interception	57	Defense vs. Indiana State
Punt	62	Thompson at TCU
Field Goal	46	Jones at Texas

KANSAS 20-YARD PLUS BY PLAYER								
PLAYER	NO.	TD	R	P	KR	PR	IR	FR
Robinson, Stephon	17	5	0	9	8	0	0	0
Parchment, Andrew	10	2	0	10	0	-	-	-
Williams, Pooka	8	1	7	1	0	-	-	-
Horne, Jamahl	8	0	0	0	8	-	-	-
Herbert, Khalil	7	1	7	0	0	-	-	-
Lassiter, Kwamie	5	1	0	5	0	-	-	-
Charlot, Daylon	5	2	0	5	0	-	-	-
Gardner, Velton	2	2	2	0	0	-	-	-
Defense, Hasan	1	1	0	0	0	-	1	-
Williams, Dom	1	0	1	0	0	-	-	-
Logan, Kenny	1	0	0	0	1	-	-	-
Fairchild, Mason	1	0	0	1	0	-	-	-
Daylon, Charlot+Williams	1	0	0	1	0	-	-	-
Sosinski, James	1	0	0	1	0	-	-	-
Stanley, Carter	1	0	1	0	0	-	-	-
TOTAL	69	15	18	33	17	0	1	0

KANSAS LONGEST PLAYS		
Rushing	82	Herbert, Williams vs. Boston College (9/13/2019)
Rushing Touchdown	45	Gardner, Velton at TCU (9/28/2019)
Passing	75	Parchment, Andrew from Stanley, Carter (9/21/2019)
Passing Touchdown	75	Parchment, Andrew from Stanley, Carter (9/21/2019)
Punt Return	14	Logan, Kenny at Texas (10/19/2019)
Kick Return	40	Jamahl Horne at TCU (9/28/2019)
Interception Return	57	Defense, Hasan vs. Indiana State (8/31/2019)
Punt	62	Thompson, Kyle at TCU (9/28/2019)
Field Goal	46	Jones, Liam at Texas (10/19/2019)

LONG PLAYS BY GAME		
Opponent	No.	Opponent No.
vs. Indiana State	9	4
vs. Coastal Carolina	2	5
at Boston College	10	11
vs. West Virginia	4	3
at TCU	4	11
vs. Oklahoma	11	9
at Texas	11	6
vs. Texas Tech	11	6
vs. Kansas State	5	4

KANSAS SEASON SUPERLATIVES

Kansas individuals

Rushes	25	Williams Jr., Pooka at Texas (10/19/2019)
Yards Rushing	190	Williams Jr., Pooka at Texas (10/19/2019)
TD Rushes	2	Williams Jr., Pooka at Texas (10/19/2019)
Long Rush	82	Herbert, Khalil at Boston College (9/13/2019)
Pass Attempts	47	Stanley, Carter at Texas (10/19/2019)
Pass Completions	27	Stanley, Carter at Texas (10/19/2019)
Yards Passing	415	Stanley, Carter vs. Texas Tech (10/26/2019)
TD Passes	4	Stanley, Carter at Texas (10/19/2019)
Long Pass	75	Stanley, Carter vs. West Virginia (9/21/2019)
Receptions	8	Parchment, Andrew vs. Indiana State (8/31/2019)
	8	Parchment, Andrew at Boston College (9/13/2019)
	8	Lassiter, Kwamie vs. Texas Tech (10/26/2019)
Yards Receiving	186	Robinson, Stephon vs. Texas Tech (10/26/2019)
TD Receptions	2	Parchment, Andrew at Boston College (9/13/2019)
	2	Parchment, Andrew vs. West Virginia (9/21/2019)
	2	Robinson, Stephon vs. Oklahoma (10/5/2019)
	2	Robinson, Stephon at Texas (10/19/2019)
	2	Robinson, Stephon vs. Texas Tech (10/26/2019)
Long Reception	75	Parchment, Andrew vs. West Virginia (9/21/2019)
Field Goals	2	Jones, Liam at Boston College (9/13/2019)
	2	Jones, Liam at Texas (10/19/2019)
Long Field Goal	46	Jones, Liam at Texas (10/19/2019)
Punts	9	Thompson, Kyle at TCU (9/28/2019)
Punting Avg	49.5	Kyle Thompson vs. Coastal Carolina (9/7/2019)
Long Punt	62	Thompson, Kyle at TCU (9/28/2019)
Punts Inside 20	3	Thompson, Kyle at TCU (9/28/2019)
Long Punt Return	14	Logan, Kenny at Texas (10/19/2019)
Long Kickoff Return	40	Horne, Jamahl at TCU (9/28/2019)
Tackles	11	Prox, Dru vs. Coastal Carolina (9/7/2019)
	11	Potter, Gavin at TCU (9/28/2019)
Sacks	1.5	Potter, Gavin at Texas (10/19/2019)
Tackles For Loss	2.5	Potter, Gavin at Texas (10/19/2019)
Interceptions	1	Defense, Hasan vs. Indiana State (8/31/2019)
	1	McCullough, Jeremiah (8/31/2019)
	1	Stevens-McKenzie, Najee vs. Oklahoma (10/5/2019)
	1	Stevens-McKenzie, Najee at Texas (10/19/2019)

Kansas Team

Rushes	45	at Boston College (9/13/2019)
Yards Rushing	329	at Boston College (9/13/2019)
Yards Per Rush	7.3	at Boston College (9/13/2019)
TD Rushes	3	at Boston College (9/13/2019)
Pass Attempts	47	at Texas (10/19/2019)
Pass Completions	27	at Texas (10/19/2019)
Yards Passing	415	vs. Texas Tech (10/26/2019)
Yards Per Pass	11.2	vs. Texas Tech (10/26/2019)
TD Passes	4	at Texas (10/19/2019)
Total Plays	86	at Texas (10/19/2019)
Total Offense	569	at Texas (10/19/2019)
Yards Per Play	7.9	at Boston College (9/13/2019)
Points	48	at Boston College (9/13/2019)
	48	at Texas (10/19/2019)
Sacks By	3	vs. Indiana State (8/31/2019)
	3	vs. Coastal Carolina (9/7/2019)
	3	vs. West Virginia (9/21/2019)
	3	at Texas (10/19/2019)
First Downs	27	at Texas (10/19/2019)
Penalties	9	vs. Oklahoma (10/5/2019)
Penalty Yards	88	vs. Texas Tech (10/26/2019)
Turnovers	3	vs. Indiana State (8/31/2019)
Interceptions By	2	vs. Indiana State (8/31/2019)
Punts	9	at TCU (9/28/2019)
Punting Avg	49.5	vs. Coastal Carolina (9/7/2019)
Long Punt	62	at TCU (9/28/2019)
Punts Inside 20	3	at TCU (9/28/2019)
Long Punt Return	14	at Texas (10/19/2019)

KANSAS SEASON SUPERLATIVES

Opponent Individuals

Rushes	27	Dillon, AJ at Boston College (9/13/2019)
Yards Rushing	151	Dillon, AJ at Boston College (9/13/2019)
TD Rushes	3	Thompson, Skylar vs Kansas State (11/2/2019)
Long Rush	61	Stevenson, Rhamondre vs. Oklahoma (10/5/2019)
Pass Attempts	44	Ehlinger, Sam at Texas (10/19/2019)
Pass Completions	31	Ehlinger, Sam at Texas (10/19/2019)
Yards Passing	399	Ehlinger, Sam at Texas (10/19/2019)
TD Passes	4	Ehlinger, Sam at Texas (10/19/2019)
Long Pass	52	Delton, Alex at TCU (9/28/2019)
Receptions	8	Hendrix, Dante vs. Indiana State (8/31/2019)
	8	Duvernay, Devin at Texas (10/19/2019)
	8	Johnson, Colin at Texas (10/19/2019)
Yards Receiving	110	Duvernay, Devin at Texas (10/19/2019)
TD Receptions	2	Duvernay, Devin at Texas (10/19/2019)
Long Reception	52	Davis, Derius at TCU (9/28/2019)
Field Goals	3	Staley, Evan vs. West Virginia (9/21/2019)
Long Field Goal	44	Staley, Evan vs. West Virginia (9/21/2019)
Punts	5	McNamara, A., vs. Texas Tech (10/26/2019)
	5	Ancil, Devin vs Kansas State (11/2/2019)
Punting Avg	55.0	Bujcevski, Ryan at Texas (10/19/2019)
Long Punt	58	Mundschau, Reeves vs. Oklahoma (10/5/2019)
Punts Inside 20	3	McNamara, A., vs. Texas Tech (10/26/2019)
Long Punt Return	73	Reagor, Jalen at TCU (9/28/2019)
Long Kickoff Return	41	Levy, Travis at Boston College (9/13/2019)
Tackles	10	Gallagher, Teddy vs. Coastal Carolina (9/7/2019)
	10	Attrach, Mehdi El at Boston College (9/13/2019)
Sacks	2.0	Dishon, Trey vs Kansas State (11/2/2019)
Tackles For Loss	3.0	Glasco, Clayton vs. Indiana State (8/31/2019)
	3.0	Brewer, Kaleb vs. Indiana State (8/31/2019)
Interceptions	2	Kryst, Chandler vs. Coastal Carolina (9/7/2019)

Opponent Team

Rushes	61	at TCU (9/28/2019)
Yards Rushing	342	vs Kansas State (11/2/2019)
Yards Per Rush	7.2	vs. Oklahoma (10/5/2019)
TD Rushes	5	vs Kansas State (11/2/2019)
Pass Attempts	45	at Texas (10/19/2019)
Pass Completions	31	at Texas (10/19/2019)
Yards Passing	399	at Texas (10/19/2019)
Yards Per Pass	11.3	at TCU (9/28/2019)
TD Passes	4	at Texas (10/19/2019)
Total Plays	88	at Boston College (9/13/2019)
	88	at TCU (9/28/2019)
Total Offense	638	at Texas (10/19/2019)
Yards Per Play	8.3	vs. Oklahoma (10/5/2019)
Points	51	at TCU (9/28/2019)
Sacks By	4	vs Kansas State (11/2/2019)
First Downs	33	at Texas (10/19/2019)
Penalties	11	vs Kansas State (11/2/2019)
Penalty Yards	113	vs Kansas State (11/2/2019)
Turnovers	2	vs. Indiana State (8/31/2019)
	2	at Texas (10/19/2019)
Interceptions By	2	vs. Coastal Carolina (9/7/2019)
	2	vs Kansas State (11/2/2019)
Punts	5	vs. Texas Tech (10/26/2019)
	5	vs Kansas State (11/2/2019)
Punting Avg	55.0	at Texas (10/19/2019)
Long Punt	58	vs. Oklahoma (10/5/2019)
Punts Inside 20	3	vs. Texas Tech (10/26/2019)
Long Punt Return	73	at TCU (9/28/2019)



JELANI ARNOLD

#91

Defensive End | 6-2 | 270 | SQ | Sophomore
Irving, Texas | MacArthur HS

ARNOLD'S CAREER STATS

TACKLES	g	ua	a	total	tfl	pd	ff	fr	blk	qbh
2017 REDSHIRT	0	0	0	0	0.0-0	0	0	0	0	0
2018	0	0	0	0	0.0-0	0	0	0	0	0
2019	8	2	0	2	0.0-0	0	0	0	0	0
TOTAL	8	2	0	2	0.0-0	0	0	0	0	0

ARNOLD'S SEASON HIGHS

Tackles: 1, (2x), MR at TCU

ARNOLD'S CAREER HIGHS

Tackles: 1, (2x), MR at TCU (2019)



NATE BETTS

#34

Safety | 6-1 | 186 | SQ | Senior
Kerens, Texas | Kerens HS // Blinn JC

BETTS' KANSAS CAREER STATS

TACKLES	g	ua	a	total	tfl	pd	ff	fr	blk	qbh
2018	0	0	0	0	0.0-0	0	0	0	0	0
2019	4	4	1	5	0.0-0	0	0	0	0	0
TOTAL	4	4	1	5	0.0-0	0	0	0	0	0

BETTS' SEASON HIGHS

Tackles: 2, (2x), MR vs. West Virginia

BETTS' KANSAS SCAREER HIGHS

Tackles: 2, (2x), MR vs. West Virginia (2019)



JACOB BORCILA

#83

Kicker | 6-2 | 177 | HS | Freshman
Kerens, Texas | Kerens HS

BORCILA'S CAREER STATS

SCORING	g	td	rush	rcv	ret	pat	2pat	fg	total	avg/g
2019	4	0	0	0	0	1	0	0	1	0.2
TOTAL	4	0	0	0	0	1	0	0	1	0.2

FIELD GOALS	g	made	att	long	pct
2019	4	0	1	0	0.0
TOTAL	4	0	1	0	0.0

KICKOFFS	g	no.	yards	avg
2019	4	2	53	26.5
TOTAL	4	2	53	26.5

BORCILA'S SEASON HIGHS

Kickoffs: 1, (2x), MR vs. West Virginia
Kickoff Yards: 40, at Boston College
Long Kickoff: 40, at Boston College

BORCILA'S CAREER HIGHS

Kickoffs: 1, (2x), MR vs. West Virginia (2019)
Kickoff Yards: 40, at Boston College (2019)
Long Kickoff: 40, at Boston College (2019)



EARL BOSTICK JR.

#68

Offensive Line | 6-6 | 290 | 2L | Junior
Barnwell, S.C. | Barnwell HS

BOSTICK'S CAREER STATS

RECEIVING	g	rec	yards	td	long	rec/g	avg/c	avg/g
2017	10	1	8	1	8	0.1	8.0	0.8
2018	11	0	0	0	0	0.0	0.0	0.0
2019	1	0	0	0	0	0.0	0.0	0.0
TOTAL	22	1	8	1	8	0.0	8.0	0.4

SCORING	g	td	rush	rcv	ret	pat	2pat	fg	total	avg/g
2017	10	1	0	1	0	0	0	0	6	0.6
2018	11	0	0	0	0	0	0	0	0	0.0
2019	1	0	0	0	0	0	0	0	0	0.0
TOTAL	22	1	0	1	0	0	0	0	6	0.3

ALL PURPOSE	g	rush	rcv	pr	kr	ir	total	avg/g
2017	10	0	8	0	0	0	8	0.8
2018	11	0	0	0	0	0	0	0.0
2019	1	0	0	0	0	0	0	0.0
TOTAL	22	0	8	0	0	0	8	0.4

TACKLES	g	ua	a	total	tfl	pd	ff	fr	blk	qbh
2017	10	1	0	1	0.0-0	0	0	0	0	0
2018	11	0	0	0	0.0-0	0	0	0	0	0
2019	1	1	0	1	0.0-0	0	0	0	0	0
TOTAL	22	2	0	2	0.0-0	0	0	0	0	0

BOSTICK'S SEASON HIGHS

Tackles: 1, vs. Kansas State

BOSTICK'S CAREER HIGHS

Tackles: 1, vs. Kansas State (2019)
Receptions: 1, vs. Texas (2017)
Receiving yards: 8, vs. Texas (2017)
Touchdowns: 1, vs. Texas (2017)



JELANI BROWN

#90

Defensive Tackle | 6-2 | 297 | 1L | Senior
San Jose, Calif. | Oak Grove HS // College of San Mateo

BROWN'S KANSAS CAREER STATS

TACKLES	g	ua	a	total	tfl	pd	ff	fr	blk	qbh
2018	12	5	1	6	0.0-0	0	0	0	0	0
2019	9	18	4	22	2.5-7	0	0	0	0	0
TOTAL	21	23	5	28	2.5-7	0	0	0	0	0

SACKS	g	ua	a	total	yards
2018	12	0	0	0.0	0
2019	9	0	1	0.5	4
TOTAL	21	0	1	0.5	4

BROWN'S SEASON HIGHS

Tackles: 5, vs. Texas Tech
Tackles-for-Loss: 1.0, (2x), MR at TCU
Sacks: 0.5, vs. Coastal Carolina

BROWN'S KANSAS CAREER HIGHS

Tackles: 5, vs. Texas Tech (2019)
Tackles-for-Loss: 1.0, (2x), MR at TCU (2019)
Sacks: 0.5, vs. Coastal Carolina (2019)



SAM BURT

#93

Defensive Tackle | 6-4 | 293 | 2L | Junior
Abilene, Kan. | Abilene HS

BURT'S CAREER STATS

TACKLES	g	ua	a	total	tfl	pd	ff	fr	blk	qbh
2017	10	0	0	0	0.0-0	0	0	0	0	0
2018	12	0	0	0	0.0-0	0	0	0	0	0
2019	7	9	3	12	1.0-2	0	0	0	0	0
TOTAL	29	9	3	12	1.0-2	0	0	0	0	0

BURT'S SEASON HIGHS

Tackles: 4, vs. Indiana State
Tackles-for-Loss: 1.0, at TCU

BURT'S CAREER HIGHS

Tackles: 4, vs. Indiana State (2019)
Tackles-for-Loss: 1.0, at TCU (2019)



NICK CAUDLE

#35

Safety | 6-0 | 194 | 1L | Sophomore

Atchison, Kan. | Maur Hill HS

CAUDLE'S CAREER STATS

TACKLES	g	ua	a	total	tfl	pd	ff	fr	blk	qbh
2017	0	0	0	0	0.0-0	0	0	0	0	0
2018	0	0	0	0	0.0-0	0	0	0	0	0
2019	8	0	1	1	0.0-0	0	0	0	0	0
TOTAL	8	0	1	1	0.0-0	0	0	0	0	0

CAUDLE'S SEASON HIGHS

Tackles: 1, vs. Kansas State

CAUDLE'S CAREER HIGHS

Tackles: 1, vs. Kansas State (2019)



JULIAN CHANDLER

#10

Cornerback | 6-0 | 182 | 1L | RS-Junior

Houston, Texas | Fort Bend Hightower HS

CHANDLER'S CAREER STATS

TACKLES	g	ua	a	total	tfl	pd	ff	fr	blk	qbh
2016	1	0	0	0	0.0-0	0	0	0	0	0
2017	6	5	1	6	0.0-0	1	1	0	0	0
2018 REDSHIRT	4	0	0	0	0.0-0	0	0	0	0	0
2019	1	0	0	0	0.0-0	0	0	0	0	0
TOTAL	12	5	1	6	0.0-0	1	1	0	0	0

CHANDLER'S CAREER HIGHS

Tackles: 2, (2x), MR vs. Oklahoma (2017)

Forced Fumbles: 1.0, vs. Texas (2017)

Pass Breakups: 1, vs. Oklahoma (2017)



DAYLON CHARLOT

#2

Wide Receiver | 6-0 | 193 | 2L | Senior

Patterson, La. | Patterson HS // Alabama

CHARLOT'S KANSAS CAREER STATS

RECEIVING	g	rec	yards	td	long	rec/g	avg/c	avg/g
2017	11	1	0	0	0	0.1	0.0	0.0
2018	10	12	178	2	44	1.2	14.8	17.8
2019	9	24	285	2	32	2.7	11.9	31.7
TOTAL	30	37	463	4	44	1.2	12.5	15.4

SCORING	g	td	rush	rcv	ret	pat	2pat	fg	total	avg/g
2017	11	0	0	0	0	0	0	0	0	0.0
2018	10	2	0	2	0	0	0	0	12	1.2
2019	9	2	0	2	0	0	1	0	14	1.6
TOTAL	30	4	0	4	0	0	1	0	26	0.9

KICK RETURNS	g	no.	yards	td	long	avg/r	avg/g
2017	11	5	82	0	23	16.4	7.5
2018	10	0	0	0	0	0.0	0.0
2019	9	0	0	0	0	0.0	0.0
TOTAL	30	5	82	0	23	16.4	2.7

ALL PURPOSE	g	rush	rcv	pr	kr	ir	total	avg/g
2017	11	0	0	0	82	0	82	7.5
2018	10	0	178	0	0	0	178	17.8
2019	9	0	285	0	0	0	285	31.7
TOTAL	30	0	463	0	82	0	545	18.2

TACKLES	g	ua	a	total	tfl	pd	ff	fr	blk	qbh
2017	11	1	0	1	0.0-0	0	0	0	0	0
2018	10	0	0	0	0.0-0	0	0	0	0	0
2019	9	2	1	3	0.0-0	0	0	0	0	0
TOTAL	30	3	1	4	0.0-0	0	0	0	0	0

CHARLOT'S SEASON HIGHS

Receptions: 6, vs. Indiana State

Receiving Yards: 79, vs. Indiana State

Longest Reception: 32 vs. Kansas State

Receiving TDs: 1, (2x), MR vs. Oklahoma

Longest Receiving TD: 31, vs. Indiana State

Tackles: 3, at Boston College

CHARLOT'S KANSAS CAREER HIGHS

Receptions: 6, vs. Indiana State (2019)

Receiving Yards: 79, vs. Indiana State (2019)

Longest Reception: 44, at Texas Tech (2018)

Receiving TDs: 1, (4x), MR vs. Oklahoma (2019)

Longest TD: 31, vs. Texas (2018)

Tackles: 3, at Boston College (2019)



CODEY COLE III

#61

Defensive End | 6-3 | 275 | 1L | Senior

Ypsilanti, Mich. | Bellevue HS // Tiffin College // Butler CC

COLE'S KANSAS CAREER STATS

TACKLES	g	ua	a	total	tfl	pd	ff	fr	blk	qbh
2018	12	4	4	8	2.0-9	0	0	0	0	1
2019	9	15	5	20	2.5-10	1	1	0	0	0
TOTAL	21	19	9	28	4.5-19	1	1	0	0	1

SACKS	g	ua	a	total	yards
2018	12	1	0	1.0	7
2019	9	1	1	1.5	8
TOTAL	21	2	1	2.5	15

COLE'S SEASON HIGHS

Tackles: 3, (2x), MR vs. Kansas State

Sacks: 1.0, vs. Kansas State

Tackles-for-Loss: 1.0, (2x), MR vs. Kansas State

Pass Breakups: 1, vs. Oklahoma

Forced Fumbles: 1, vs. Kansas State

COLE'S KANSAS CAREER HIGHS

Tackles: 3, (3x), MR vs. Kansas State (2019)

Sacks: 1.0, (2x), MR vs. Kansas State (2019)

Tackles-for-Loss: 1.0, (4x), MR vs. Kansas State (2019)

Pass Breakups: 1, vs. Oklahoma (2019)

Forced Fumbles: 1, vs. Kansas State



HASAN DEFENSE

#13

Cornerback | 6-0 | 193 | 2L | Senior

Jacksonville, Fla. | Atlantic Coast HS // Kilgore College

DEFENSE'S KANSAS CAREER STATS

SCORING	g	td	rush	rcv	ret	pat	2pat	fg	total	avg/g
2017	11	0	0	0	0	0	0	0	0	0.0
2018	12	0	0	0	0	0	0	0	0	0.0
2019	9	1	0	0	1	0	0	0	6	0.7
TOTAL	32	1	0	0	1	0	0	0	6	0.2

INTERCEPTIONS	g	no.	yards	td	long	avg/r	avg/g
2017	11	2	10	0	10	5.0	0.9
2018	12	3	125	0	60	41.7	10.4
2019	9	1	57	1	57	57.0	6.3
TOTAL	32	6	192	1	60	32.0	6.0

ALL PURPOSE	g	rush	rcv	pr	kr	ir	total	avg/g
2017	11	0	0	0	0	10	10	0.9
2018	12	0	0	0	0	125	125	10.4
2019	9	0	0	0	0	57	57	6.3
TOTAL	32	0	0	0	0	192	192	6.0

TACKLES	g	ua	a	total	tfl	pd	ff	fr	blk	qbh
2017	11	34	8	42	1.0-1	11	0	0	0	0
2018	12	31	12	43	2.0-5	10	0	1	0	0
2019	9	21	6	27	0.0-0	6	0	0	0	0
TOTAL	32	86	26	112	3.0-6	27	0	1	0	0

DEFENSE'S SEASON HIGHS

Tackles: 7, at Texas

Interceptions: 1.0, vs. Indiana State

Interception Return Yards: 57, vs. Indiana State

Pass Breakups: 2, at TCU

DEFENSE'S KANSAS CAREER HIGHS

Tackles: 9, vs. Oklahoma State (2017)

Interceptions: 2.0, at West Virginia (2018)

Interception Return Yards: 57, vs. Indiana State (2019)

Pass Breakups: 2, (3x), MR at TCU (2019)

Tackles-for-Loss: 1.0, (2x), MR at Baylor (2018)



JAY DINEEN

#43

Linebacker | 6-2 | 225 | 1L | Sophomore

Lawrence, Kan. | Free State HS

DINEEN'S CAREER STATS

KICK RETURNS	g	no.	yards	td	long	avg/r	avg/g
2017 REDSHIRT	0	0	0	0	0	0.0	0.0
2018	8	0	0	0	0	0.0	0.0
2019	9	1	8	0	8	8.0	0.9
TOTAL	17	1	8	0	8	8.0	0.5

ALL PURPOSE	g	rush	rcv	pr	kr	ir	total	avg/g
2017 REDSHIRT	0	0	0	0	0	0	0	0.0
2018	8	0	0	0	0	0	0	0.0
2019	9	0	0	0	8	0	8	0.9
TOTAL	17	0	0	0	8	0	8	0.5

TACKLES	g	ua	a	total	tfl	pd	ff	fr	blk	qbh
2017 REDSHIRT	0	0	0	0	0.0-0	0	0	0	0	0
2018	8	1	0	1	0.0-0	0	0	0	0	0
2019	9	16	6	22	2.0-9	0	1	0	0	0
TOTAL	17	17	6	23	2.0-9	0	1	0	0	0

SACKS	g	ua	a	total	yards
2017	0	0	0	0.0	0
2018	8	0	0	0.0	0
2019	9	1	0	1.0	6
TOTAL	17	1	0	1.0	6

DINEEN'S SEASON HIGHS

Tackles: 4, (2x), MR at TCU

Tackles-for-Loss: 1.0, (2x), MR at Texas

Forced Fumbles: 1, at Boston College

Kick Returns: 1, vs. Indiana State

Kick Return Yards: 8, vs. Indiana State

Long Kick Return: 8, vs. Indiana State

Sacks: 1, at Texas

DINEEN'S CAREER HIGHS

Tackles: 4, (2x), MR at TCU (2019)

Tackles-for-Loss: 1.0, (2x), MR at Texas (2019)

Forced Fumbles: 1, at Boston College (2019)

Kick Returns: 1, vs. Indiana State (2019)

Kick Return Yards: 8, vs. Indiana State (2019)

Long Kick Return: 8, vs. Indiana State (2019)

Sacks: 1, at Texas (2019)



MASON FAIRCHILD

#89

Tight End | 6-5 | 250 | HS | Freshman

Andale, Kan. | Andale HS

FAIRCHILD'S CAREER STATS

RECEIVING	g	rec	yards	td	long	rec/g	avg/c	avg/g
2019	9	2	32	0	23	0.2	16.0	3.6
TOTAL	9	2	32	0	23	0.2	16.0	3.6

ALL PURPOSE	g	rush	rcv	pr	kr	ir	total	avg/g
2019	9	0	32	0	0	0	32	3.6
TOTAL	9	0	32	0	0	0	32	3.6

FAIRCHILD'S SEASON HIGHS

Receptions: 1, (2x), MR at TCU (2019)

Receiving Yards: 23, at TCU (2019)

Longest Reception: 23, at TCU (2019)

FAIRCHILD'S CAREER HIGHS

Receptions: 1, (2x), MR at TCU (2019)

Receiving Yards: 23, at TCU (2019)

Longest Reception: 23, at TCU (2019)



EVAN FAIRS

#3

Wide Receiver | 6-3 | 205 | 2L | RS-Junior

Fulshear, Texas | Foster HS

FAIR'S CAREER STATS

RECEIVING	g	rec	yards	td	long	rec/g	avg/c	avg/g
2015	0	0	0	0	0	0.0	0.0	0.0
2016	7	1	8	0	8	0.1	8.0	1.1
2017	12	24	335	1	36	2.0	14.0	27.9
2018 REDSHIRT	4	2	28	0	20	0.5	14.0	7.0
2019	1	0	0	0	0	0.0	0.0	0.0
TOTAL	24	27	371	1	36	1.1	13.7	15.5

SCORING	g	td	rush	rcv	ret	pat	2pat	fg	total	avg/g
2015	0	0	0	0	0	0	0	0	0	0.0
2016	7	0	0	0	0	0	0	0	0	0.0
2017	12	1	0	1	0	0	0	0	6	0.5
2018 REDSHIRT	4	0	0	0	0	0	0	0	0	0.0
2019	1	0	0	0	0	0	0	0	0	0.0
TOTAL	24	1	0	1	0	0	0	0	6	0.2

ALL PURPOSE	g	rush	rcv	pr	kr	ir	total	avg/g
2015	0	0	0	0	0	0	0	0.0
2016	7	0	8	0	0	0	8	1.1
2017	12	0	335	0	0	0	335	27.9
2018 REDSHIRT	4	0	28	0	0	0	28	7.0
2019	1	0	0	0	0	0	0	0.0
TOTAL	24	0	371	0	0	0	371	15.5

TACKLES	g	ua	a	total	tfl	pd	ff	fr	blk	qbh
2015	0	0	0	0	0.0-0	0	0	0	0	0
2016	7	1	0	1	0.0-0	0	0	0	0	0
2017	12	1	0	1	0.0-0	0	0	0	0	0
2018 REDSHIRT	4	0	0	0	0.0-0	0	0	0	0	0
2019	1	0	0	0	0.0-0	0	0	0	0	0
TOTAL	24	2	0	2	0.0-0	0	0	0	0	0

FAIR'S CAREER HIGHS

Receptions: 7, at Texas (2017)

Receiving Yards: 104, at Texas (2017)

Receiving TDs: 1, at Oklahoma State (2017)

Longest Reception: 36, vs. Baylor (2017)

Longest TD Reception: 33, at Oklahoma State (2017)

100-yard Receiving Games: 1



DAVON FERGUSON

#7

Safety | 5-10 | 197 | RS | Sophomore

Baltimore, Md. | St. Vincent Pallotti HS // Hartnell College

FERGUSON'S KANSAS CAREER STATS

INTERCEPTIONS	g	no.	yards	td	long	avg/r	avg/g
2018	4	1	12	0	12	12.0	3.0
2019	9	0	0	0	0	0.0	0.0
TOTAL	13	1	12	0	12	12.0	0.9

ALL PURPOSE	g	rush	rcv	pr	kr	ir	total	avg/g
2018	4	0	0	0	0	12	12	3.0
2019	9	0	0	0	0	0	0	0.0
TOTAL	13	0	0	0	0	12	12	0.9

TACKLES	g	ua	a	total	tfl	pd	ff	fr	blk	qbh
2018	4	5	1	6	0.0-0	1	0	0	0	0
2019	9	27	10	37	1.0-23	0	1	0	0	0
TOTAL	13	32	11	43	1.0-23	1	1	0	0	0

FERGUSON'S SEASON HIGHS

Tackles: 8, vs. Kansas State

Tackles-for-Loss: 1.0, vs. Oklahoma

Forced Fumbles: 1, vs. Texas Tech

FERGUSON'S KANSAS CAREER HIGHS

Tackles: 8, vs. Kansas State (2019)

Tackles-for-Loss: 1.0, vs. Oklahoma (2019)

Interceptions: 1, at West Virginia (2018)

Interception Return Yards: 12, at West Virginia (2018)

Forced Fumbles: 1, vs. Texas Tech (2019)



DEANTE FORD

#27

Safety | 5-10 | 181 | 3L | Senior

Houston, Texas | Ridge Point HS

FORD'S CAREER STATS

TACKLES	g	ua	a	total	tfl	pd	ff	fr	blk	qbh
2015 REDSHIRT	0	0	0	0	0.0-0	0	0	0	0	0
2016	7	3	0	3	0.0-0	0	0	0	0	0
2017	12	11	6	17	1.0-3	1	0	0	0	0
2018	11	7	2	9	1.0-3	1	1	0	0	0
2019	9	12	2	14	2.0-3	0	0	0	0	0
TOTAL	39	33	10	43	4.0-9	2	1	0	0	0

FORD'S SEASON HIGHS

Tackles: 6, vs. Texas Tech

Tackles-for-Loss: 1.0, (2x), MR vs. Texas Tech

FORD'S CAREER HIGHS

Tackles: 6, vs. Texas Tech (2019)

Tackles-for-Loss: 1.0, (3x), MR vs. Texas Tech (2019)



ANTIONE FRAZIER

#75

Offensive Line | 6-3 | 300 | 3L | Senior

Huffman, Texas | Hargrave HS

FRAZIER'S CAREER STATS

TACKLES	g	ua	a	total	tfl	pd	ff	fr	blk	qbh
2016	1	0	0	0	0.0-0	0	0	0	0	0
2017	11	0	0	0	0.0-0	0	0	0	0	0
2018	12	1	0	1	0.0-0	0	0	0	0	0
2019	0	0	0	0	0.0-0	0	0	0	0	0
TOTAL	24	1	0	1	0.0-0	0	0	0	0	0

FRAZIER'S CAREER HIGHS

Tackles: 1, vs. Iowa State (2018)



DONOVAN GAGEN

#92

Punter/Kicker | 5-11 | 185 | 1L | Junior

Belleville, Ill. | Althoff Catholic HS // Hutchinson CC

GAGEN'S KANSAS CAREER STATS

PUNTING	g	no.	yards	long	avg
2018	5	2	65	33	32.5
2019	8	1	42	42	42.0
TOTAL	13	3	107	42	35.7

GAGEN'S SEASON HIGHS

Punts: 1, (3x), MR at Boston College

Punt Yards: 42, at Boston College

Long Punt: 42, at Boston College

GAGEN'S KANSAS CAREER HIGHS

Punts: 1, (3x), MR at Boston College (2019)

Punt Yards: 42, at Boston College (2019)

Long Punt: 42, at Boston College (2019)



VELTON GARDNER

#18

Running Back | 5-9 | 190 | HS | Freshman

Dallas, Texas | Skyline HS

GARDNER'S CAREER STATS

RUSHING	g	att	yards	td	long	avg/c	avg/g
2019	7	14	118	2	45	8.4	16.9
TOTAL	7	14	118	2	45	8.4	16.9

TOTAL OFFENSE	g	rush	pass	total	avg/g
2019	7	118	0	118	16.9
TOTAL	7	118	0	118	16.9

RECEIVING	g	rec	yards	td	long	rec/g	avg/c	avg/g
2019	7	6	24	0	11	0.9	4.0	3.4
TOTAL	7	6	24	0	11	0.9	4.0	3.4

SCORING	g	td	rush	rcv	ret	pat	2pat	fg	total	avg/g
2019	7	2	2	0	0	0	0	0	12	1.7
TOTAL	7	2	2	0	0	0	0	0	12	1.7

ALL PURPOSE	g	rush	rcv	pr	kr	ir	total	avg/g
2019	7	118	24	0	0	0	142	20.3
TOTAL	7	118	24	0	0	0	142	20.3

GARDNER'S SEASON HIGHS

Rushes: 4, at TCU

Rushing Yards: 61, at TCU

Longest Rush: 45, at TCU

Rushing Touchdowns: 1, (2x), MR vs. Texas Tech

Longest Rushing TD: 45, at TCU

Receptions: 2, (2x), MR at Texas

Receiving Yards: 11, at TCU

Longest Reception: 11, at TCU

GARDNER'S CAREER HIGHS

Rushes: 4, at TCU (2019)

Rushing Yards: 61, at TCU (2019)

Longest Rush: 45, at TCU (2019)

Rushing Touchdowns: 1, (2x), MR vs. Texas Tech (2019)

Longest Rushing TD: 45, at TCU (2019)

Receptions: 2, (2x), MR at Texas (2019)

Receiving Yards: 11, at TCU (2019)

Longest Reception: 11, at TCU (2019)



HUDSON HALL

#49

Fullback | 6-2 | 230 | 3L | Senior

Austin, Texas | Westlake HS

HALL'S CAREER STATS

RUSHING	g	att	yards	td	long	avg/c	avg/g
2015	7	0	0	0	0	0.0	0.0
2016 REDSHIRT	0	0	0	0	0	0.0	0.0
2017	11	0	0	0	0	0.0	0.0
2018	8	0	0	0	0	0.0	0.0
2019	9	1	1	1	1	1.0	0.1
TOTAL	35	1	1	1	1	1.0	0.0

TOTAL OFFENSE	g	rush	pass	total	avg/g
2015	7	0	0	0	0.0
2016 REDSHIRT	0	0	0	0	0.0
2017	11	0	0	0	0.0
2018	8	0	0	0	0.0
2019	9	1	0	1	0.1
TOTAL	35	1	0	1	0.0

SCORING	g	td	rush	rcv	ret	pat	2pat	fg	total	avg/g
2015	7	0	0	0	0	0	0	0	0	0.0
2016 REDSHIRT	0	0	0	0	0	0	0	0	0	0.0
2017	11	0	0	0	0	0	0	0	0	0.0
2018	8	0	0	0	0	0	0	0	0	0.0
2019	9	1	1	0	0	0	0	0	6	0.7
TOTAL	35	1	1	0	0	0	0	0	6	0.2

KICK RETURNS	g	no.	yards	td	long	avg/r	avg/g
2015	7	0	0	0	0	0.0	0.0
2016 REDSHIRT	0	0	0	0	0	0.0	0.0
2017	11	0	0	0	0	0.0	0.0
2018	8	1	10	0	10	10.0	1.2
2019	9	0	0	0	0	0.0	0.0
TOTAL	35	1	10	0	10	10.0	0.3

ALL PURPOSE	g	rush	rcv	pr	kr	ir	total	avg/g
2015	7	0	0	0	0	0	0	0.0
2016 REDSHIRT	0	0	0	0	0	0	0	0.0
2017	11	0	0	0	0	0	0	0.0
2018	8	0	0	0	10	0	10	1.2
2019	9	1	0	0	0	0	1	0.1
TOTAL	35	1	0	0	10	0	11	0.3

TACKLES	g	ua	a	total	tfl	pd	ff	fr	blk	qbh
2015	7	0	1	1	0.0-0	0	0	0	0	0
2016 REDSHIRT	0	0	0	0	0.0-0	0	0	0	0	0
2017	11	0	0	0	0.0-0	0	0	0	0	0
2018	8	0	0	0	0.0-0	0	0	0	0	0
2019	9	0	0	0	0.0-0	0	0	0	0	0
TOTAL	35	0	1	1	0.0-0	0	0	0	0	0

HALL'S SEASON HIGHS

Rushes: 1, at Boston College

Rushing Yards: 1, at Boston College

Rushing Touchdowns: 1, at Boston College

Longest Rush TD: 1, at Boston College

Longest Rush: 1, at Boston College

HALL'S CAREER HIGHS

Tackles: 1, at Oklahoma State (2015)

Rushes: 1, at Boston College (2019)

Rushing Yards: 1, at Boston College (2019)

Rushing Touchdowns: 1, at Boston College (2019)

Longest Rush TD: 1, at Boston College (2019)

Longest Rush: 1, at Boston College (2019)



QUAN HAMPTON

#6

Wide Receiver | 5-8 | 178 | 1L | RS-Sophomore

Texarkana, Texas | Texas HS

HAMPTON'S CAREER STATS

RUSHING	g	att	yards	td	long	avg/c	avg/g
2017	6	2	8	0	13	4.0	1.3
2018 REDSHIRT	4	0	0	0	0	0.0	0.0
2019	4	0	0	0	0	0.0	0.0
TOTAL	14	2	8	0	13	4.0	0.6

TOTAL OFFENSE	g	rush	pass	total	avg/g
2017	6	8	0	8	1.3
2018 REDSHIRT	4	0	0	0	0.0
2019	4	0	0	0	0.0
TOTAL	14	8	0	8	0.6

RECEIVING	g	rec	yards	td	long	rec/g	avg/c	avg/g
2017	6	21	145	0	22	3.5	6.9	24.2
2018 REDSHIRT	4	5	59	0	24	1.2	11.8	14.8
2019	4	0	0	0	0	0.0	0.0	0.0
TOTAL	14	26	204	0	24	1.9	7.8	14.6

KICK RETURNS	g	no.	yards	td	long	avg/r	avg/g
2017	6	2	30	0	20	15.0	5.0
2018 REDSHIRT	4	0	0	0	0	0.0	0.0
2019	4	0	0	0	0	0.0	0.0
TOTAL	14	2	30	0	20	15.0	2.1

ALL PURPOSE	g	rush	rcv	pr	kr	ir	total	avg/g
2017	6	8	145	0	30	0	183	30.5
2018 REDSHIRT	4	0	59	0	0	0	59	14.8
2019	4	0	0	0	0	0	0	0.0
TOTAL	14	8	204	0	30	0	242	17.3

HAMPTON'S CAREER HIGHS

Receptions: 6, (2x), MR at Ohio (2017)

Receiving Yards: 67, vs. Central Michigan (2017)

Longest Reception: 24, vs. Nicholls (2018)

Kick Returns: 1, (2x), MR vs. Central Michigan (2017)

Kick Return Yards: 20, vs. SEMO (2017)

Long Kick Return: 20, vs. SEMO (2017)

All Purpose Yards: 90, vs. Central Michigan (2017)



CORIONE HARRIS

#2

Cornerback | 6-1 | 180 | 1L | Sophomore

New Orleans, La. | Landry-Walker HS

C. HARRIS' CAREER STATS

INTERCEPTIONS	g	no.	yards	td	long	avg/r	avg/g
2018	12	1	0	0	0	0.0	0.0
2019	9	0	0	0	0	0.0	0.0
TOTAL	21	1	0	0	0	0.0	0.0

ALL PURPOSE	g	rush	rcv	pr	kr	ir	total	avg/g
2018	12	0	0	0	0	0	0	0.0
2019	9	0	0	0	0	0	0	0.0
TOTAL	21	0	0	0	0	0	0	0.0

TACKLES	g	ua	a	total	tfl	pd	ff	fr	blk	qbh
2018	12	33	10	43	1.0-1	7	1	0	0	0
2019	9	12	3	15	0.0-0	2	0	0	0	0
TOTAL	21	45	13	58	1.0-1	9	1	0	0	0

C. HARRIS' SEASON HIGHS

Tackles: 4, vs. Oklahoma

C. HARRIS' CAREER HIGHS

Tackles: 7, at Texas Tech (2018)

Tackles-for-Loss: 1.0, vs. Nicholls (2018)

Pass Breakups: 2, at Baylor (2018)

Interceptions: 1, vs. Rutgers (2018)

Forced Fumbles: 1, at Texas Tech (2018)



MARCUS HARRIS

#50

Defensive End | 6-2 | 270 | HS | Freshman

Montgomery, Ala. | Park Crossing HS

M. HARRIS' CAREER STATS

TACKLES	g	ua	a	total	tfl	pd	ff	fr	blk	qbh
2019	1	0	1	1	0.0-0	0	0	0	0	0
TOTAL	1	0	1	1	0.0-0	0	0	0	0	0

M. HARRIS' SEASON HIGHS

Tackles: 1, vs. Indiana State

M. HARRIS' CAREER HIGHS

Tackles: 1, vs. Indiana State (2019)



ELMORE HEMPSTEAD JR.

#3

Cornerback | 5-11 | 180 | 1L | Sophomore

Smackover, Ark. | Smackover HS // Fort Scott CC

HEMPSTEAD'S KANSAS CAREER STATS

INTERCEPTIONS	g	no.	yards	td	long	avg/r	avg/g
2018	9	1	21	0	21	21.0	2.3
2019	8	0	0	0	0	0.0	0.0
TOTAL	17	1	21	0	21	21.0	1.2

ALL PURPOSE	g	rush	rcv	pr	kr	ir	total	avg/g
2018	9	0	0	0	0	21	21	2.3
2019	8	0	0	0	0	0	0	0.0
TOTAL	17	0	0	0	0	21	21	1.2

TACKLES	g	ua	a	total	tfl	pd	ff	fr	blk	qbh
2018	9	8	3	11	0.0-0	3	0	0	0	0
2019	8	6	1	7	0.0-0	4	0	0	0	0
TOTAL	17	14	4	18	0.0-0	7	0	0	0	0

HEMPSTEAD'S SEASON HIGHS

Tackles: 3, vs. Texas Tech

Pass Breakups: 1, (6x), MR vs. Texas Tech

HEMPSTEAD'S KANSAS CAREER HIGHS

Tackles: 3, (2x), MR vs. Texas Tech (2019)

Interceptions: 1, vs. Oklahoma State (2018)

Pass Breakups: 1, (6x), MR vs. Texas Tech (2019)



JAMAHL HORNE

#88

Wide Receiver | 5-10 | 186 | RS | RS-Freshman

Montgomery, Ala. | Park Crossing HS

HORNE'S CAREER STATS

KICK RETURNS	g	no.	yards	td	long	avg/r	avg/g
2019	7	14	303	0	40	21.6	43.3
TOTAL	7	14	303	0	40	21.6	43.3

ALL PURPOSE	g	rush	rcv	pr	kr	ir	total	avg/g
2019	7	0	0	0	303	0	303	43.3
TOTAL	7	0	0	0	303	0	303	43.3

TACKLES	g	ua	a	total	tfl	pd	ff	fr	blk	qbh
2019	7	2	0	2	0.0-0	0	0	0	0	0
TOTAL	7	2	0	2	0.0-0	0	0	0	0	0

HORNE'S SEASON HIGHS

Kick Returns: 5, at Boston College

Kick Return Yards: 96, at Boston College

Long Kick Return: 40, at TCU

Tackles: 1, (2x), MR vs. Oklahoma

HORNE'S CAREER HIGHS

Kick Returns: 5, at Boston College (2019)

Kick Return Yards: 96, at Boston College (2019)

Long Kick Return: 40, at TCU (2019)

Tackles: 1, (2x), MR vs. Oklahoma (2019)



KYRON JOHNSON

#15

HAWK | 6-1 | 230 | 2L | Junior

Arlington, Texas | Lamar HS

JOHNSON'S CAREER STATS

TACKLES	g	ua	a	total	tfl	pd	ff	fr	blk	qbh
2017	12	12	5	17	0.5-0	0	1	0	0	0
2018	12	10	6	16	4.0-25	2	2	1	0	0
2019	9	28	17	45	4.5-9	0	0	0	0	2
TOTAL	33	50	28	78	9.0-34	2	3	1	0	2

SACKS	g	ua	a	total	yards
2017	12	0	0	0.0	0
2018	12	2	0	2.0	14
2019	9	0	0	0.0	0
TOTAL	33	2	0	2.0	14

JOHNSON'S SEASON HIGHS

Tackles: 9 vs. West Virginia

Tackles-for-Loss: 1.0, (4x), MR vs. Texas Tech

Quarterback Hurries: 1, (2x), MR vs. Oklahoma

JOHNSON'S CAREER HIGHS

Tackles: 9 vs. West Virginia (2019)

Tackles-for-Loss: 1.0, (8x), MR vs. Texas Tech (2019)

Forced Fumbles: 1, (2x), MR vs. Rutgers (2018)

Sacks: 1.0, vs. Nicholls (2018)

Pass Breakups: 1, vs. Rutgers (2018)

Quarterback Hurries: 1, (2x), MR vs. Oklahoma (2019)



ELIJAH JONES

#17

Cornerback | 6-1 | 185 | RS | Junior

Cape Coral, Fla. | North Fort Myers HS // Ellsworth CC

E. JONES' KANSAS CAREER STATS

TACKLES	g	ua	a	total	tfl	pd	ff	fr	blk	qbh
2018	3	2	0	2	0.0-0	1	0	0	0	0
2019	4	4	1	5	0.0-0	0	0	0	0	0
TOTAL	7	6	1	7	0.0-0	1	0	0	0	0

E. JONES' SEASON HIGHS

Tackles: 3, at TCU

E. JONES' KANSAS CAREER HIGHS

Tackles: 3, at TCU (2019)



LIAM JONES

#46

Kicker | 5-10 | 180 | 2L | Junior

Choctaw, Okla. | Choctaw HS

L. JONES' CAREER STATS

SCORING	g	td	rush	rcv	ret	pat	2pat	fg	total	avg/g
2017	12	0	0	0	0	0	0	0	0	0.0
2018	12	0	0	0	0	2	0	0	2	0.2
2019	9	0	0	0	0	23	0	8	47	5.2
TOTAL	33	0	0	0	0	25	0	8	49	1.5

FIELD GOALS	g	made	att	long	pct
2017	12	0	0	0	0.0
2018	12	0	0	0	0.0
2019	9	8	13	46	61.5
TOTAL	33	8	13	46	61.5

TACKLES	g	ua	a	total	tfl	pd	ff	fr	blk	qbh
2017	12	1	0	1	0.0-0	0	0	0	0	0
2018	12	2	0	2	0.0-0	0	0	0	0	0
2019	9	0	0	0	0.0-0	0	0	0	0	0
TOTAL	33	3	0	3	0.0-0	0	0	0	0	0

KICKOFFS	g	no.	yards	avg
2017	12	48	2828	58.9
2018	12	49	2809	57.3
2019	9	41	2426	59.2
TOTAL	33	138	8063	58.4

L. JONES' SEASON HIGHS

Made Field Goals: 2, (2x), MR at Texas**Longest FG Made:** 46, at Texas**Game-Winning FG:** 1, vs. Texas Tech (2019)

L. JONES' CAREER HIGHS

Made Field Goals: 2, (2x), MR at Texas (2019)**Longest FG Made:** 46, at Texas (2019)**Tackles:** 1, (3x), MR at Oklahoma (2018)**Game-Winning FG:** 1, vs. Texas Tech (2019)

AZUR KAMARA

#5

HAWK | 6-4 | 235 | 1L | Senior

Glendale, Ariz. | Central HS // Arizona Western College

KAMARA'S KANSAS CAREER STATS

TACKLES	g	ua	a	total	tfl	pd	ff	fr	blk	qbh
2018	12	12	4	16	5.0-30	1	1	0	0	1
2019	9	21	17	38	6.0-27	0	0	0	0	4
TOTAL	21	33	21	54	11.0-57	1	1	0	0	5

SACKS	g	ua	a	total	yards
2018	12	1	0	1.0	16
2019	9	2	3	3.5	22
TOTAL	21	3	3	4.5	38

KAMARA'S SEASON HIGHS

Tackles: 7, at Texas**Tackles-for-Loss:** 1.5, (2x), MR at Texas**Sacks:** 1.0, (3x), MR vs. Oklahoma**Quarterback Hurries:** 1, (4x), MR vs. Kansas State

KAMARA'S KANSAS CAREER HIGHS

Tackles: 7, at Texas (2019)**Tackles-for-Loss:** 2.0, at Texas Tech (2018)**Sacks:** 1.0, (3x), MR vs. Oklahoma (2019)**Pass Breakups:** 1, vs. Rutgers (2018)**Quarterback Hurries:** 1, (5x), MR vs. Kansas State (2019)**Fumbles:** 1, at Texas Tech (2018)

HUNTER KAUFMAN

#85

Wide Receiver | 5-11 | 187 | RS | Sophomore

Pratt, Kan. | Pratt HS // Ellsworth CC

KAUFMAN'S CAREER STATS

TACKLES	g	ua	a	total	tfl	pd	ff	fr	blk	qbh
2017 REDSHIRT	0	0	0	0	0.0-0	0	0	0	0	0
2018	2	0	0	0	0.0-0	0	0	0	0	0
2019	7	2	0	2	0.0-0	0	0	0	0	0
TOTAL	9	2	0	2	0.0-0	0	0	0	0	0

KAUFMAN'S SEASON HIGHS

Tackles: 1, (2x), MR at Texas

KAUFMAN'S CAREER HIGHS

Tackles: 1, (2x), MR at Texas (2019)

MILES KENDRICK

#17

Quarterback | 5-10 | 205 | RS | Sophomore

Morgan Hill, Calif. | Valley Christian HS // College of San Mateo

KENDRICK'S KANSAS CAREER STATS

RUSHING	g	att	yards	td	long	avg/c	avg/g
2018 REDSHIRT	4	16	47	1	13	2.9	11.8
2019	0	0	0	0	0	0.0	0.0
TOTAL	4	16	47	1	13	2.9	11.8

PASSING	g	cmp-att-int	yards	td	long	pct	avg/p	avg/g	effic
2018 REDSHIRT	4	11-19-0	100	1	25	57.9	5.3	25.0	119.5
2019	0	0-0-0	0	0	0	0.0	0.0	0.0	0.0
TOTAL	4	11-19-0	100	1	25	57.9	5.3	25.0	119.5

TOTAL OFFENSE	g	rush	pass	total	avg/g
2018 REDSHIRT	4	47	100	147	36.8
2019	0	0	0	0	0.0
TOTAL	4	47	100	147	36.8

SCORING	g	td	rush	rcv	ret	pat	2pat	fg	total	avg/g
2018 REDSHIRT	4	1	1	0	0	0	0	0	6	1.5
2019	0	0	0	0	0	0	0	0	0	0.0
TOTAL	4	1	1	0	0	0	0	0	6	1.5

KENDRICK'S KANSAS CAREER HIGHS

Completions: 6, vs. Rutgers (2018)**Attempts:** 11, vs. Rutgers (2018)**Passing Yards:** 66, vs. Rutgers (2018)**Longest Pass:** 25, vs. Rutgers (2018)**Passing TDs:** 1, vs. Rutgers (2018)**Longest Passing TD:** 6, vs. Rutgers (2018)**Rushes:** 6, vs. Rutgers (2018)**Rushing Yards:** 28, vs. Rutgers (2018)**Longest Rush:** 13, vs. Nicholls (2018)**Rushing TDs:** 1, vs. Rutgers (2018)**Longest Rushing TD:** 8, vs. Rutgers (2018)

LOGAN KLUSMAN

#67

Long Snapper | 6-1 | 235 | RS | RS-Junior

Lafayette, La. | St. Thomas More HS

KLUSMAN'S CAREER STATS

ALL PURPOSE	g	rush	rcv	pr	kr	ir	total	avg/g
2015	0	0	0	0	0	0	0	0.0
2016	9	0	0	0	0	0	0	0.0
2017	8	0	0	0	0	0	0	0.0
2018 REDSHIRT	0	0	0	0	0	0	0	0.0
2019	9	0	0	0	0	0	0	0.0
TOTAL	26	0	0	0	0	0	0	0.0

TACKLES	g	ua	a	total	tfl	pd	ff	fr	blk	qbh
2015	0	0	0	0	0.0-0	0	0	0	0	0
2016	9	0	1	1	0.0-0	0	0	0	0	0
2017	8	1	0	1	0.0-0	0	0	0	0	0
2018	0	0	0	0	0.0-0	0	0	0	0	0
2019	9	0	0	0	0.0-0	0	0	1	0	0
TOTAL	26	1	1	2	0.0-0	0	0	1	0	0

KLUSMAN'S SEASON HIGHS

Fumble Recoveries: 1, vs. Texas Tech

KLUSMAN'S CAREER HIGHS

Tackles: 1, (2x), MR at Iowa State (2017)**Fumble Recoveries:** 1, vs. Texas Tech (2019)



KWAMIE LASSITER II

#8

Wide Receiver | 6-0 | 175 | 2L | Junior

Chandler, Ariz. | Hamilton HS

LASSITER'S CAREER STATS

RUSHING	g	att	yards	td	long	avg/c	avg/g
2017	5	1	-6	0	0	-6.0	-1.2
2018	11	0	0	0	0	0.0	0.0
2019	8	0	0	0	0	0.0	0.0
TOTAL	24	1	-6	0	0	-6.0	-0.2

TOTAL OFFENSE	g	rush	pass	total	avg/g
2017	5	-6	0	-6	-1.2
2018	11	0	0	0	0.0
2019	8	0	0	0	0.0
TOTAL	24	-6	0	-6	-0.2

RECEIVING	g	rec	yards	td	long	rec/g	avg/c	avg/g
2017	5	0	0	0	0	0.0	0.0	0.0
2018	11	12	87	1	20	1.1	7.2	7.9
2019	8	22	248	1	36	2.8	11.3	31.0
TOTAL	24	34	335	2	36	1.4	9.9	14.0

SCORING	g	td	rush	rcv	ret	pat	2pat	fg	total	avg/g
2017	5	0	0	0	0	0	0	0	0	0.0
2018	11	1	0	1	0	0	1	0	8	0.7
2019	8	1	0	1	0	0	0	0	6	0.8
TOTAL	24	2	0	2	0	0	1	0	14	0.6

PUNT RETURNS	g	no.	yards	td	long	avg/r	avg/g
2017	5	0	0	0	0	0.0	0.0
2018	11	14	79	0	21	5.6	7.2
2019	8	3	18	0	11	6.0	2.2
TOTAL	24	17	97	0	21	5.7	4.0

ALL PURPOSE	g	rush	rcv	pr	kr	ir	total	avg/g
2017	5	-6	0	0	0	0	-6	-1.2
2018	11	0	87	79	0	0	166	15.1
2019	8	0	248	18	0	0	266	33.2
TOTAL	24	-6	335	97	0	0	426	17.8

TACKLES	g	ua	a	total	tfl	pd	ff	fr	blk	qbh
2017	5	0	0	0	0.0-0	0	0	0	0	0
2018	11	0	0	0	0.0-0	0	0	0	0	0
2019	8	1	0	1	0.0-0	0	0	0	0	0
TOTAL	24	1	0	1	0.0-0	0	0	0	0	0

LASSITER'S SEASON HIGHS

Punt Returns: 2, vs. Coastal Carolina
Punt Return Yards: 11, vs. Indiana State
Long Punt Return: 11, vs. Indiana State
Receptions: 8, vs. Texas Tech
Receiving Yards: 75, vs. Texas Tech
Longest Reception: 36, at Texas
Receiving Touchdowns: 1, vs. West Virginia
Tackles: 1, at Texas

LASSITER'S CAREER HIGHS

Punt Returns: 3, (2x), MR vs. Texas (2018)
Punt Return Yards: 26, vs. Nicholls (2018)
Long Punt Return: 21, vs. Nicholls (2018)
Rushes: 1, vs. Oklahoma (2017)
Receptions: 8, vs. Texas Tech (2019)
Receiving Yards: 75, vs. Texas Tech (2019)
Longest Reception: 36, at Texas (2019)
Tackles: 1, at Texas (2019)



MALCOLM LEE

#99

Defensive Line | 6-5 | 285 | TR | Sophomore

Omaha, Neb. | Bellevue West HS

MA. LEE'S CAREER STATS

TACKLES	g	ua	a	total	tfl	pd	ff	fr	blk	qbh
2019	7	10	4	14	1.0-4	0	0	0	0	1
TOTAL	7	10	4	14	1.0-4	0	0	0	0	1

SACKS	g	ua	a	total	yards
2019	7	0	1	0.5	3
TOTAL	7	0	1	0.5	3

MA. LEE'S SEASON HIGHS

Tackles: 5, vs. Coastal Carolina
Tackles-for-Loss: 0.5, (2x), MR at Boston College
Sacks: 0.5, at Boston College

MA. LEE'S CAREER HIGHS

Tackles: 5, vs. Coastal Carolina (2019)
Tackles-for-Loss: 0.5, (2x), MR at Boston College (2019)
Sacks: 0.5, at Boston College (2019)



MIKE LEE

#11

Safety | 5-11 | 175 | 3L | Senior

New Orleans, La. | Landry-Walker HS

MI. LEE'S CAREER STATS

SCORING	g	td	rush	rcv	ret	pat	2pat	fg	total	avg/g
2016	11	0	0	0	0	0	0	0	0	0.0
2017	10	0	0	0	0	0	0	0	0	0.0
2018	11	1	0	0	1	0	0	0	6	0.5
2019	9	0	0	0	0	0	0	0	0	0.0
TOTAL	41	1	0	0	1	0	0	0	6	0.1

INTERCEPTIONS	g	no.	yards	td	long	avg/r	avg/g
2016	11	1	35	0	35	35.0	3.2
2017	10	2	2	0	2	1.0	0.2
2018	11	1	31	1	31	31.0	2.8
2019	9	0	0	0	0	0.0	0.0
TOTAL	41	4	68	1	35	17.0	1.7

ALL PURPOSE	g	rush	rcv	pr	kr	ir	total	avg/g
2016	11	0	0	0	0	35	35	3.2
2017	10	0	0	0	0	2	2	0.2
2018	11	0	0	0	0	31	31	2.8
2019	9	0	0	0	0	0	0	0.0
TOTAL	41	0	0	0	0	68	68	1.7

TACKLES	g	ua	a	total	tfl	pd	ff	fr	blk	qbh
2016	11	70	7	77	1.5-1	4	2	0	0	0
2017	10	58	12	70	2.0-3	3	0	0	0	0
2018	11	49	19	68	0.0-0	1	3	1	0	1
2019	9	36	11	47	0.5-1	2	1	0	0	0
TOTAL	41	213	49	262	4.0-5	10	6	1	0	1

MI. LEE'S SEASON HIGHS

Tackles: 9, vs. West Virginia
Tackles-for-Loss: 0.5, at TCU
Forced Fumbles: 1, at Texas
Pass Breakups: 1, (10x), MR vs. Oklahoma

MI. LEE'S CAREER HIGHS

Tackles: 12, (2x), MR vs. Texas (2016)
Tackles-for-Loss: 1.0, (3x), MR vs. K-State (2017)
Forced Fumbles: 1, (6x), MR at Texas (2019)
Interceptions: 1, (4x), MR vs. Rutgers (2018)
Longest INT Return: 35, vs. Texas (2016)
Pass Breakups: 1, (10x), MR vs. Oklahoma (2019)



REUBEN LEWIS

#55

Defensive Line | 6-4 | 325 | RS | RS-Junior

Apopka, Fla. | Apopka HS // Coffeyville Community College

LEWIS' CAREER STATS

TACKLES	g	ua	a	total	tfl	pd	ff	fr	blk	qbh
2018	1	0	0	0	0.0-0	0	0	0	0	0
2019	1	1	0	1	0.0-0	0	0	0	0	0
TOTAL	2	1	0	1	0.0-0	0	0	0	0	0

LEWIS' SEASON HIGHS

Tackles: 1, at Boston College

LEWIS' KANSAS CAREER HIGHS

Tackles: 1, at Boston College (2019)



TORRY LOCKLIN

#12

Quarterback | 6-2 | 210 | HS | Freshman

Rockdale, Texas | Rockdale HS

LOCKLIN'S CAREER STATS

RUSHING	g	att	yards	td	long	avg/c	avg/g
2019	3	2	2	0	1	1.0	0.7
TOTAL	3	2	2	0	1	1.0	0.7

TOTAL OFFENSE	g	rush	pass	total	avg/g
2019	3	2	0	2	0.7
TOTAL	3	2	0	2	0.7

ALL PURPOSE	g	rush	rcv	pr	kr	ir	total	avg/g
2019	3	2	0	0	0	0	2	0.7
TOTAL	3	2	0	0	0	0	2	0.7

LOCKLIN'S SEASON HIGHS

Rushes: 2, at Texas

Rushing Yards: 2, at Texas

Long Rush: 1, at Texas

LOCKLIN'S CAREER HIGHS

Rushes: 2, at Texas (2019)

Rushing Yards: 2, at Texas (2019)

Long Rush: 1, at Texas (2019)



KENNY LOGAN JR.

#23

Cornerback | 6-0 | 195 | HS | Freshman

St. Augustine, Fla. | Menendez HS

LOGAN'S CAREER STATS

PUNT RETURNS	g	no.	yards	td	long	avg/r	avg/g
2019	9	1	14	0	14	14.0	1.6
TOTAL	9	1	14	0	14	14.0	1.6

KICK RETURNS	g	no.	yards	td	long	avg/r	avg/g
2019	9	5	80	0	24	16.0	8.9
TOTAL	9	5	80	0	24	16.0	8.9

ALL PURPOSE	g	rush	rcv	pr	kr	ir	total	avg/g
2019	9	0	0	14	80	0	94	10.4
TOTAL	9	0	0	14	80	0	94	10.4

LOGAN'S SEASON HIGHS

Tackles: 3, (3x), MR vs. Kansas State

Kick Returns: 3, at TCU

Kick Return Yards: 40, at TCU

Long Kick Return: 16, (2x), MR at TCU

Punt Returns: 1, at Texas

Punt Return Yards: 14, at Texas

Long Punt Return: 14, at Texas

LOGAN'S CAREER HIGHS

Tackles: 3, (3x), MR vs. Kansas State (2019)

Kick Returns: 3, at TCU (2019)

Kick Return Yards: 40, at TCU (2019)

Long Kick Return: 16, (2x), MR at TCU (2019)

Punt Returns: 1, at Texas (2019)

Punt Return Yards: 14, at Texas (2019)

Long Punt Return: 14, at Texas (2019)



JACK LUAVASA

#87

Tight End | 6-3 | 250 | 1L | Junior

San Francisco, Calif. | Riordan HS // Snow College

LUAVASA'S CAREER STATS

RECEIVING	g	rec	yards	td	long	rec/g	avg/c	avg/g
2018	12	0	0	0	0	0.0	0.0	0.0
2019	9	4	35	1	19	0.4	8.8	3.9
TOTAL	21	4	35	1	19	0.2	8.8	1.7

LUAVASA'S SEASON HIGHS

Two-Point Conversions: 1, vs. Indiana State

Receptions: 1, (4x), MR vs. Kansas State

Receiving Yards: 19, at Boston College

Longest Reception: 19, at Boston College

LUAVASA'S CAREER HIGHS

Two-Point Conversions: 1, vs. Indiana State (2019)

Receptions: 1, (4x), MR vs. Kansas State (2019)

Receiving Yards: 19, at Boston College (2019)

Longest Reception: 19, at Boston College (2019)



RYAN MALBROUGH

#39

Safety | 6-1 | 196 | RS | Freshman

Cecilia, La. | Cecilia HS

MALBROUGH'S CAREER STATS

RUSHING	g	att	yards	td	long	avg/c	avg/g
2018 REDSHIRT	1	3	10	0	5	3.3	10.0
2019	3	0	0	0	0	0.0	0.0
TOTAL	4	3	10	0	5	3.3	2.5

TOTAL OFFENSE	g	rush	pass	total	avg/g
2018 REDSHIRT	1	10	0	10	10.0
2019	3	0	0	0	0.0
TOTAL	4	10	0	10	2.5

ALL PURPOSE	g	rush	rcv	pr	kr	ir	total	avg/g
2018 REDSHIRT	1	10	0	0	0	0	10	10.0
2019	3	0	0	0	0	0	0	0.0
TOTAL	4	10	0	0	0	0	10	2.5

TACKLES	g	ua	a	total	tfl	pd	ff	fr	blk	qbh
2018 REDSHIRT	1	0	0	0	0.0-0	0	0	0	0	0
2019	3	1	0	1	0.0-0	0	0	0	0	0
TOTAL	4	1	0	1	0.0-0	0	0	0	0	0

MALBROUGH'S SEASON HIGHS

Tackles: 1, at TCU

MALBROUGH'S CAREER HIGHS

Rushes: 3, vs. Rutgers (2018)

Rushing Yards: 10, vs. Rutgers (2018)

Longest Rush: 5, vs. Rutgers (2018)

Tackles: 1, at TCU (2019)



KYLE MAYBERRY

#8

Cornerback | 5-10 | 180 | 2L | RS-Junior

Tulsa, Okla. | Booker T. Washington HS

MAYBERRY'S CAREER STATS

TACKLES	g	ua	a	total	tfl	pd	ff	fr	blk	qbh
2016	8	2	0	2	0.0-0	1	0	0	0	0
2017	12	24	6	30	1.5-3	3	0	0	0	0
2018 REDSHIRT	3	2	1	3	0.0-0	1	0	0	0	0
2019	9	24	6	30	0.0-0	4	0	0	0	1
TOTAL	32	52	13	65	1.5-3	9	0	0	0	1

MAYBERRY'S SEASON HIGHS

Tackles: 6, (2x), MR vs. Kansas State

Pass Breakups: 2, at Boston College

Quarterback Hurries: 1, vs. Kansas State

MAYBERRY'S CAREER HIGHS

Tackles: 8, at Oklahoma State (2017)

Pass Breakups: 2, at Boston College (2019)

Tackles-for-Loss: 1.5, at Texas (2017)

Quarterback Hurries: 1, vs. Kansas State (2019)



WILLIE MCCALED

#44

Defensive End | 6-2 | 240 | 1L | Senior

Grenada, Miss. | Grenada HS // Northwest Mississippi CC

MCCALED'S KANSAS CAREER STATS

TACKLES	g	ua	a	total	tfl	pd	ff	fr	blk	qbh
2017 REDSHIRT	0	0	0	0	0.0-0	0	0	0	0	0
2018	8	3	0	3	0.0-0	0	0	1	0	0
2019	9	1	3	4	0.0-0	0	0	0	0	0
TOTAL	17	4	3	7	0.0-0	0	0	1	0	0

MCCALED'S SEASON HIGHS

Tackles: 2, at Boston College

MCCALED'S KANSAS CAREER HIGHS

Tackles: 2, at Boston College (2019)

Fumble Recoveries: 1, Rutgers (2018)



JEREMIAH MCCULLOUGH

#12

Safety | 6-0 | 190 | 1L | Senior

Baltimore, Md. | Mount St. Joseph HS // Hartnell College

MCCULLOUGH'S KANSAS CAREER STATS

INTERCEPTIONS	g	no.	yards	td	long	avg/r	avg/g
2018	10	1	1	0	1	1.0	0.1
2019	7	1	13	0	13	13.0	1.9
TOTAL	17	2	14	0	13	7.0	0.8

ALL PURPOSE	g	rush	rcv	pr	kr	ir	total	avg/g
2018	10	0	0	0	0	1	1	0.1
2019	7	0	0	0	0	13	13	1.9
TOTAL	17	0	0	0	0	14	14	0.8

TACKLES	g	ua	a	total	tfl	pd	ff	fr	blk	qbh
2018	10	14	9	23	0.0-0	1	0	0	0	0
2019	7	14	7	21	0.0-0	5	0	0	0	0
TOTAL	17	28	16	44	0.0-0	6	0	0	0	0

MCCULLOUGH'S SEASON HIGHS

Tackles: 6, vs. Oklahoma

Interceptions: 1, vs. Indiana State

Interception Return Yards: 13 vs. Indiana State

Pass Breakups: 2, (2x), MR vs. West Virginia

MCCULLOUGH'S KANSAS CAREER HIGHS

Tackles: 8, at West Virginia (2018)

Interceptions: 1, (2x) MR vs. Indiana State (2019)

Interception Return Yards: 13 vs. Indiana State (2019)

Pass Breakups: 2, (2x), MR vs. West Virginia (2019)



CODY MCNERNEY

#26

Linebacker | 6-1 | 213 | RS | RS-Freshman

Wichita, Kan. | Wichita Collegiate HS

MCNERNEY'S CAREER STATS

TACKLES	g	ua	a	total	tfl	pd	ff	fr	blk	qbh
2018 REDSHIRT	0	0	0	0	0.0-0	0	0	0	0	0
2019	9	1	0	1	0.0-0	0	0	0	0	0
TOTAL	9	1	0	1	0.0-0	0	0	0	0	0

MCNERNEY'S SEASON HIGHS

Tackles: 1, vs. Coastal Carolina

MCNERNEY'S CAREER HIGHS

Tackles: 1, vs. Coastal Carolina (2019)



KAMERON MCQUEEN

#81

Wide Receiver | 6-0 | 195 | 2L | Junior

Tulsa, Okla. | Union HS

MCQUEEN'S CAREER STATS

TACKLES	g	ua	a	total	tfl	pd	ff	fr	blk	qbh
2016 REDSHIRT	0	0	0	0	0.0-0	0	0	0	0	0
2017	6	0	0	0	0.0-0	0	0	0	0	0
2018	2	0	0	0	0.0-0	0	0	0	0	0
2019	5	1	0	1	0.0-0	0	0	0	0	0
TOTAL	13	1	0	1	0.0-0	0	0	0	0	0

MCQUEEN'S SEASON HIGHS

Tackles: 1, vs. West Virginia

MCQUEEN'S CAREER HIGHS

Tackles: 1, vs. West Virginia (2019)



BEN MILES

#29

Fullback | 6-1 | 242 | TR | Sophomore

Baton Rouge, La. | Catholic HS // Texas A&M

B. MILES' KANSAS CAREER STATS

RUSHING	g	att	yards	td	long	avg/c	avg/g
2019	9	2	1	0	1	0.5	0.1
TOTAL	9	2	1	0	1	0.5	0.1

TOTAL OFFENSE	g	rush	pass	total	avg/g
2019	9	1	0	1	0.1
TOTAL	9	1	0	1	0.1

RECEIVING	g	rec	yards	td	long	rec/g	avg/c	avg/g
2019	9	1	2	0	2	0.1	2.0	0.2
TOTAL	9	1	2	0	2	0.1	2.0	0.2

KICK RETURNS	g	no.	yards	td	long	avg/r	avg/g
2019	9	1	12	0	12	12.0	1.3
TOTAL	9	1	12	0	12	12.0	1.3

ALL PURPOSE	g	rush	rcv	pr	kr	ir	total	avg/g
2019	9	1	2	0	12	0	15	1.7
TOTAL	9	1	2	0	12	0	15	1.7

TACKLES	g	ua	a	total	tfl	pd	ff	fr	blk	qbh
2019	9	1	0	1	0.0-0	0	0	0	0	0
TOTAL	9	1	0	1	0.0-0	0	0	0	0	0

B. MILES' SEASON HIGHS

Receptions: 1, at Texas

Receiving Yards: 2, at Texas

Long Reception: 2, at Texas

Rushes: 1, (2x), MR vs. Kansas State

Rushing Yards: 1, vs. Texas Tech

Longest Rush: 1, vs. Texas Tech

Kick Returns: 1, vs. Coastal Carolina

Kick Return Yards: 12, vs. Coastal Carolina

Tackles: 1, at TCU

B. MILES' KANSAS CAREER HIGHS

Receptions: 1, at Texas (2019)

Receiving Yards: 2, at Texas (2019)

Long Reception: 2, at Texas (2019)

Rushes: 1, (2x), MR vs. Kansas State (2019)

Rushing Yards: 1, vs. Texas Tech (2019)

Longest Rush: 1, vs. Texas Tech (2019)

Kick Returns: 1, vs. Coastal Carolina (2019)

Kick Return Yards: 12, vs. Coastal Carolina (2019)

Tackles: 1, at TCU (2019)



MANNY MILES

#14

Quarterback | 6-0 | 206 | TR | Senior
Baton Rouge, La. | University HS // North Carolina

M. MILES' KANSAS CAREER STATS

RUSHING	g	att	yards	td	long	avg/c	avg/g
2019	3	2	11	1	10	5.5	3.7
TOTAL	3	2	11	1	10	5.5	3.7

PASSING	g	cmp-att-int	yards	td	long	pct	avg/p	avg/g	effic
2019	3	2-3-0	65	0	33	66.7	21.7	21.7	248.7
TOTAL	3	2-3-0	65	0	33	66.7	21.7	21.7	248.7

TOTAL OFFENSE	g	rush	pass	total	avg/g
2019	3	11	65	76	25.3
TOTAL	3	11	65	76	25.3

SCORING	g	td	rush	rcv	ret	pat	2pat	fg	total	avg/g
2019	3	1	1	0	0	0	0	0	6	2.0
TOTAL	3	1	1	0	0	0	0	0	6	2.0

ALL PURPOSE	g	rush	rcv	pr	kr	ir	total	avg/g
2019	3	11	0	0	0	0	11	3.7
TOTAL	3	11	0	0	0	0	11	3.7

M. MILES' SEASON HIGHS

Pass Attempts: 3, vs. Kansas State
Completions: 2, vs. Kansas State
Passing Yards: 65, vs. Kansas State
Longest Completion: 33, vs. Kansas State
Rushes: 2, vs. Kansas State
Rushing Yards: 11, vs. Kansas State
Longest Rush: 10, vs. Kansas State
Rushing Touchdowns: 1, vs. Kansas State
Longest Rushing TD: 1, vs. Kansas State

M. MILES' KANSAS CAREER HIGHS

Pass Attempts: 3, vs. Kansas State (2019)
Completions: 2, vs. Kansas State (2019)
Passing Yards: 65, vs. Kansas State (2019)
Longest Completion: 33, vs. Kansas State (2019)
Rushes: 2, vs. Kansas State (2019)
Rushing Yards: 11, vs. Kansas State (2019)
Longest Rush: 10, vs. Kansas State (2019)
Rushing Touchdowns: 1, vs. Kansas State (2019)
Longest Rushing TD: 1, vs. Kansas State (2019)



DARRIUS MORAGNE

#97

Defensive End | 6-7 | 294 | 1L | Senior

Holland, Mich. | Riley [Ind.] HS // Arizona Western College

MORAGNE'S KANSAS CAREER STATS

TACKLES	g	ua	a	total	tfl	pd	ff	fr	blk	qbh
2018	12	5	1	6	1.0-3	0	0	0	0	0
2019	9	22	8	30	2.5-13	0	0	0	0	2
TOTAL	21	27	9	36	3.5-16	0	0	0	0	2

SACKS	g	ua	a	total	yards
2018	12	0	0	0.0	0
2019	9	2	1	2.5	13
TOTAL	21	2	1	2.5	13

MORAGNE'S SEASON HIGHS

Tackles: 7, vs. Indiana State
Tackles-for-Loss: 1.0, (2x), MR vs. Coastal Carolina
Sacks: 1.0, (2x), MR vs. Coastal Carolina
Quarterback Hurry: 1, at TCU

MORAGNE'S KANSAS CAREER HIGHS

Tackles: 7, vs. Indiana State (2019)
Tackles-for-Loss: 1.0, (3x), MR vs. Coastal Carolina (2019)
Sacks: 1.0, vs. Indiana State (2019)
Quarterback Hurry: 1, at TCU (2019)



ANDREW PARCHMENT

#4

Wide Receiver | 6-2 | 180 | JC | Junior

Fort Lauderdale, Fla. | Cypress Bay HS // Northern Illinois // Iowa Central CC

PARCHMENT'S KANSAS CAREER STATS

RUSHING	g	att	yards	td	long	avg/c	avg/g
2019	9	1	0	0	0	0.0	0.0
TOTAL	9	1	0	0	0	0.0	0.0

TOTAL OFFENSE	g	rush	pass	total	avg/g
2019	9	0	0	0	0.0
TOTAL	9	0	0	0	0.0

RECEIVING	g	rec	yards	td	long	rec/g	avg/c	avg/g
2019	9	47	663	6	75	5.2	14.1	73.7
TOTAL	9	47	663	6	75	5.2	14.1	73.7

SCORING	g	td	rush	rcv	ret	pat	2pat	fg	total	avg/g
2019	9	6	0	6	0	0	0	0	36	4.0
TOTAL	9	6	0	6	0	0	0	0	36	4.0

ALL PURPOSE	g	rush	rcv	pr	kr	ir	total	avg/g
2019	9	0	663	0	0	0	663	73.7
TOTAL	9	0	663	0	0	0	663	73.7

TACKLES	g	ua	a	total	tfl	pd	ff	fr	blk	qbh
2019	9	2	0	2	0.0-0	0	0	0	0	0
TOTAL	9	2	0	2	0.0-0	0	0	0	0	0

PARCHMENT'S SEASON HIGHS

Receptions: 8, (2x), MR at Boston College
Receiving Yards: 132, vs. West Virginia
Long Reception: 75, vs. West Virginia
Receiving Touchdowns: 2, vs. West Virginia
Rushes: 1, vs. Coastal Carolina
Tackles: 2, vs. Coastal Carolina
100-Yard Receiving Games: 4, MR vs. Texas Tech

PARCHMENT'S KANSAS CAREER HIGHS

Receptions: 8, (2x), MR at Boston College (2019)
Receiving Yards: 132, vs. West Virginia (2019)
Long Reception: 75, vs. West Virginia (2019)
Receiving Touchdowns: 2, vs. West Virginia (2019)
Rushes: 1, vs. Coastal Carolina (2019)
Tackles: 2, vs. Coastal Carolina (2019)
100-Yard Receiving Games: 4, MR vs. Texas Tech (2019)



STEVEN PARKER

#14

Linebacker | 6-4 | 224 | HS | Freshman

Dallas, Texas | South Oak Cliff HS

PARKER'S CAREER STATS

TACKLES	g	ua	a	total	tfl	pd	ff	fr	blk	qbh
2019	3	1	1	2	0.0-0	0	0	0	0	1
TOTAL	3	1	1	2	0.0-0	0	0	0	0	1

PARKER'S SEASON HIGHS

Tackles: 1, (2x), MR vs. Oklahoma
Quarterback Hurries: 1, vs. Oklahoma

PARKER'S CAREER HIGHS

Tackles: 1, (2x), MR vs. Oklahoma (2019)
Quarterback Hurries: 1, vs. Oklahoma (2019)



GAVIN POTTER

#19

Linebacker | 6-2 | 215 | HS | Freshman

Broken Arrow, Okla. | Broken Arrow HS

POTTER'S CAREER STATS

TACKLES	g	ua	a	total	tfl	pd	ff	fr	blk	qbh
2019	9	30	10	40	3.5-17	1	0	0	0	3
TOTAL	9	30	10	40	3.5-17	1	0	0	0	3

SACKS	g	ua	a	total	yards
2019	9	1	1	1.5	14
TOTAL	9	1	1	1.5	14

POTTER'S SEASON HIGHS

Tackles: 11, at TCU

Tackles-for-Loss: 2.5, at Texas

Quarterback Hurries: 1, (3x), MR vs. Kansas State

Sacks: 1.5, at Texas

Pass Breakups: 1, vs. Texas Tech

POTTER'S CAREER HIGHS

Tackles: 11, at TCU (2019)

Tackles-for-Loss: 2.5, at Texas (2019)

Quarterback Hurries: 1, (3x), MR vs. Kansas State (2019)

Sacks: 1.5, at Texas (2019)

Pass Breakups: 1, vs. Texas Tech (2019)



DRU PROX

#40

Linebacker | 6-1 | 215 | 2L | Junior

Kaufman, Texas | Kaufman HS

PROX'S CAREER STATS

TACKLES	g	ua	a	total	tfl	pd	ff	fr	blk	qbh
2016 REDSHIRT	0	0	0	0	0.0-0	0	0	0	0	0
2017	7	7	5	12	0.5-1	0	0	0	0	0
2018	12	3	1	4	0.0-0	0	0	0	0	0
2019	4	30	9	39	2.5-22	1	1	0	0	0
TOTAL	23	40	15	55	3.0-23	1	1	0	0	0

SACKS	g	ua	a	total	yards
2016 REDSHIRT	0	0	0	0.0	0
2017	7	0	0	0.0	0
2018	12	0	0	0.0	0
2019	4	2	0	2.0	22
TOTAL	23	2	0	2.0	22

PROX'S SEASON HIGHS

Tackles: 11, vs. Coastal Carolina

Tackles-for-Loss: 1.0, (2x), MR vs. West Virginia

Sacks: 1.0, (2x), MR vs. West Virginia

Forced Fumbles: 1, at Boston College

PROX'S CAREER HIGHS

Tackles: 11, vs. Coastal Carolina (2019)

Tackles-for-Loss: 1.0, (2x), MR vs. West Virginia (2019)

Sacks: 1.0, (2x), MR vs. West Virginia (2019)

Forced Fumbles: 1, at Boston College (2019)



SHAQUILLE RICHMOND

#4

Safety | 6-0 | 202 | 3L | Senior

Oklahoma City, Okla. | Mansfield Timberview [Texas] HS

RICHMOND'S CAREER STATS

TACKLES	g	ua	a	total	tfl	pd	ff	fr	blk	qbh
2015 REDSHIRT	0	0	0	0	0.0-0	0	0	0	0	0
2016	7	5	3	8	1.0-1	0	0	0	0	0
2017	6	16	3	19	2.0-7	1	0	0	0	0
2018	1	0	1	1	0.0-0	0	0	0	0	0
2019	4	0	0	0	0.0-0	0	0	0	0	0
TOTAL	18	21	7	28	3.0-8	1	0	0	0	0

RICHMOND'S CAREER HIGHS

Tackles: 6, vs. Oklahoma (2017)

Tackles-for-Loss: 1, (3x), MR at TCU (2017)



STEPHON ROBINSON JR.

#5

Wide Receiver | 5-10 | 180 | 1L | Junior

Los Angeles, Calif. | Narbonne HS // El Camino JC

ROBINSON'S KANSAS CAREER STATS

RUSHING	g	att	yards	td	long	avg/c	avg/g
2018	12	0	0	0	0	0.0	0.0
2019	9	3	7	0	5	2.3	0.8
TOTAL	21	3	7	0	5	2.3	0.3

TOTAL OFFENSE	g	rush	pass	total	avg/g
2018	12	0	0	0	0.0
2019	9	7	0	7	0.8
TOTAL	21	7	0	7	0.3

RECEIVING	g	rec	yards	td	long	rec/g	avg/c	avg/g
2018	12	28	330	1	34	2.3	11.8	27.5
2019	9	34	584	6	65	3.8	17.2	64.9
TOTAL	21	62	914	7	65	3.0	14.7	43.5

SCORING	g	td	rush	rcv	ret	pat	2pat	fg	total	avg/g
2018	12	1	0	1	0	0	0	0	6	0.5
2019	9	6	0	6	0	0	0	0	36	4.0
TOTAL	21	7	0	7	0	0	0	0	42	2.0

KICK RETURNS	g	no.	yards	td	long	avg/r	avg/g
2018	12	0	0	0	0	0.0	0.0
2019	9	9	211	0	30	23.4	23.4
TOTAL	21	9	211	0	30	23.4	10.0

ALL PURPOSE	g	rush	rcv	pr	kr	ir	total	avg/g
2018	12	0	330	0	0	0	330	27.5
2019	9	7	584	0	211	0	802	89.1
TOTAL	21	7	914	0	211	0	1132	53.9

TACKLES	g	ua	a	total	tfl	pd	ff	fr	blk	qbh
2018	12	0	0	0	0.0-0	0	0	0	0	1
2019	9	0	0	0	0.0-0	0	0	0	0	0
TOTAL	21	0	0	0	0.0-0	0	0	0	0	1

ROBINSON'S SEASON HIGHS

Receptions: 7, at Texas

Receiving Yards: 186, vs. Texas Tech

Long Reception: 65, vs. Texas Tech

Receiving Touchdowns: 2, (3x), MR vs. Texas Tech

Rushes: 2, at Texas

Rushing Yards: 5, vs. Texas Tech

Longest Rush: 5, vs. Texas Tech

All-Purpose Yards: 294, vs. Texas Tech (2019)

Kick Returns: 4, vs. Texas Tech

Kick Return Yards: 103, vs. Texas Tech

Longest Kick Return: 30, vs. Texas Tech

ROBINSON'S KANSAS CAREER HIGHS

Receptions: 7, at Texas (2019)

Receiving Yards: 186, vs. Texas Tech (2019)

Long Reception: 65, vs. Texas Tech (2019)

Receiving Touchdowns: 2, (3x), MR vs. Texas Tech (2019)

Rushes: 2, at Texas (2019)

Rushing Yards: 5, vs. Texas Tech (2019)

Longest Rush: 5, vs. Texas Tech (2019)

All-Purpose Yards: 294, vs. Texas Tech (2019)

Kick Returns: 4, vs. Texas Tech (2019)

Kick Return Yards: 103, vs. Texas Tech (2019)

Longest Kick Return: 30, vs. Texas Tech (2019)

Punt Blocks: 1, vs. Nicholls (2018)



COOPER ROOT

#30

Linebacker | 6-3 | 236 | 1L | Sophomore

Wichita, Kan. | Wichita Collegiate HS

ROOT'S CAREER STATS

TACKLES	g	ua	a	total	tfl	pd	ff	fr	blk	qbh
2017 REDSHIRT	0	0	0	0	0.0-0	0	0	0	0	0
2018	0	0	0	0	0.0-0	0	0	0	0	0
2019	4	1	1	2	0.0-0	0	0	0	0	0
TOTAL	4	1	1	2	0.0-0	0	0	0	0	0

ROOT'S SEASON HIGHS

Tackles: 2, vs. West Virginia

ROOT'S CAREER HIGHS

Tackles: 2, vs. West Virginia (2019)



CALEB SAMPSON

#98

Defensive Tackle | 6-3 | 280 | TR | Sophomore

Saint Rose, La. | Northlake Christian HS // Coahoma CC

SAMPSON'S KANSAS CAREER STATS

TACKLES	g	ua	a	total	tfl	pd	ff	fr	blk	qbh
2019	9	6	3	9	2.0-18	2	0	0	0	0
TOTAL	9	6	3	9	2.0-18	2	0	0	0	0

SACKS	g	ua	a	total	yards
2019	9	2	0	2.0	18
TOTAL	9	2	0	2.0	18

SAMPSON'S SEASON HIGHS

Tackles: 4, at Texas

Tackles-for-Loss: 1.0, (2x), MR at TCU

Sacks: 1.0, (2x), MR at TCU

Pass Breakups: 1, at Texas

SAMPSON'S KANSAS CAREER HIGHS

Tackles: 4, at Texas (2019)

Tackles-for-Loss: 1.0, (2x), MR at TCU (2019)

Sacks: 1.0, (2x), MR at TCU (2019)

Pass Breakups: 1, at Texas (2019)



JAMES SOSINSKI

#82

Tight End | 6-7 | 260 | 2L | Senior

Chandler, Ariz. | Hamilton HS // South Mountain CC

SOSINSKI'S KANSAS CAREER STATS

RECEIVING	g	rec	yards	td	long	rec/g	avg/c	avg/g
2017 REDSHIRT	0	0	0	0	0	0.0	0.0	0.0
2018	4	0	0	0	0	0.0	0.0	0.0
2019	7	7	72	1	20	1.0	10.3	10.3
TOTAL	11	7	72	1	20	0.6	10.3	6.5

SCORING	g	td	rush	rcv	ret	pat	2pat	fg	total	avg/g
2017 REDSHIRT	0	0	0	0	0	0	0	0	0	0.0
2018	4	0	0	0	0	0	0	0	0	0.0
2019	7	1	0	1	0	0	0	0	6	0.9
TOTAL	11	1	0	1	0	0	0	0	6	0.5

ALL PURPOSE	g	rush	rcv	pr	kr	ir	total	avg/g
2017 REDSHIRT	0	0	0	0	0	0	0	0.0
2018	4	0	0	0	0	0	0	0.0
2019	7	0	72	0	0	0	72	10.3
TOTAL	11	0	72	0	0	0	72	6.5

SOSINSKI'S SEASON HIGHS

Receptions: 3, vs. Coastal Carolina

Receiving Yards: 36, vs. Coastal Carolina

Long Reception: 20, vs. Coastal Carolina

Receiving Touchdowns: 1, vs. Indiana State

SOSINSKI'S KANSAS CAREER HIGHS

Receptions: 3, vs. Coastal Carolina (2019)

Receiving Yards: 36, vs. Coastal Carolina (2019)

Long Reception: 20, vs. Coastal Carolina (2019)

Receiving Touchdowns: 1, vs. Indiana State (2019)



CARTER STANLEY

#9

Quarterback | 6-2 | 198 | 3L | Senior

Vero Beach, Fla. | Vero Beach HS

STANLEY'S CAREER STATS

RUSHING	g	att	yards	td	long	avg/c	avg/g
2015 REDSHIRT	0	0	0	0	0	0.0	0.0
2016	9	32	124	0	36	3.9	13.8
2017	9	55	91	0	18	1.7	10.1
2018	7	21	38	0	20	1.8	5.4
2019	9	53	67	1	36	1.3	7.4
TOTAL	34	161	320	1	36	2.0	9.4

PASSING	g	cmp	att	int	yards	td	long	pct	avg/p	avg/g	effic
2015 REDSHIRT	0	0	0	0	0	0	0	0.0	0.0	0.0	0.0
2016	9	93	156	6	959	6	95	59.6	6.1	106.6	116.3
2017	9	101	185	7	1108	4	60	54.6	6.0	123.1	104.5
2018	7	34	47	1	304	3	31	72.3	6.5	43.4	143.5
2019	9	168	264	7	2015	19	75	63.6	7.6	223.9	146.2
TOTAL	34	396	652	21	4386	32	95	60.7	6.7	129.0	127.0

TOTAL OFFENSE	g	rush	pass	total	avg/g
2015 REDSHIRT	0	0	0	0	0.0
2016	9	124	959	1083	120.3
2017	9	91	1108	1199	133.2
2018	7	38	304	342	48.9
2019	9	67	2015	2082	231.3
TOTAL	34	320	4386	4706	138.4

SCORING	g	td	rush	rcv	ret	pat	2pat	fg	total	avg/g
2015 REDSHIRT	0	0	0	0	0	0	0	0	0	0.0
2016	9	0	0	0	0	0	0	0	0	0.0
2017	9	0	0	0	0	0	0	0	0	0.0
2018	7	0	0	0	0	0	0	0	0	0.0
2019	9	1	1	0	0	0	0	0	6	0.7
TOTAL	34	1	1	0	0	0	0	0	6	0.2

ALL PURPOSE	g	rush	rcv	pr	kr	ir	total	avg/g
2015 REDSHIRT	0	0	0	0	0	0	0	0.0
2016	9	124	0	0	0	0	124	13.8
2017	9	91	0	0	0	0	91	10.1
2018	7	38	0	0	0	0	38	5.4
2019	9	67	0	0	0	0	67	7.4
TOTAL	34	320	0	0	0	0	320	9.4

PUNTING	g	no.	yards	long	avg
2015 REDSHIRT	0	0	0	0	0.0
2016	9	1	37	37	37.0
2017	9	0	0	0	0.0
2018	7	0	0	0	0.0
2019	9	0	0	0	0.0
TOTAL	34	1	37	37	37.0

TACKLES	g	ua	a	total	tfl	pd	ff	fr	blk	qbh
2015 REDSHIRT	0	0	0	0	0.0-0	0	0	0	0	0
2016	9	2	0	2	0.0-0	0	0	0	0	0
2017	9	2	0	2	0.0-0	0	0	0	0	0
2018	7	0	0	0	0.0-0	0	0	0	0	0
2019	9	0	0	0	0.0-0	0	0	0	0	0
TOTAL	34	4	0	4	0.0-0	0	0	0	0	0

STANLEY'S SEASON HIGHS

Pass Attempts: 47, at Texas

Completions: 27, at Texas

Passing Yards: 415, vs. Texas Tech

Touchdown Passes: 4, at Texas

Longest Completion: 75, vs. West Virginia

Longest TD Pass: 75, vs. West Virginia

Interceptions: 2, (2x) MR vs. Kansas State

Rushes: 9, at Texas

Rushing Yards: 65, at Texas

Longest Rush: 36, at Texas

Rushing Touchdowns: 1, vs. Texas Tech

Longest Rushing TD: 1, vs. Texas Tech

STANLEY'S CAREER HIGHS

Pass Attempts: 48, vs. K-State (2017)

Completions: 27, at Texas (2017)

Passing Yards: 418, vs. K-State (2017)

Touchdown Passes: 3, (5x), MR vs. Oklahoma (2019)

Longest Completion: 95, at K-State (2016)

Longest TD Pass: 95, at K-State (2016)

Interceptions: 3, at Texas (2017)

Rushes: 14, vs. K-State (2017)

Rushing Yards: 65, at Texas (2019)

Longest Rush: 36, (2x), MR at Texas (2019)

Rushing Touchdowns: 1, vs. Texas Tech

Longest Rushing TD: 1, vs. Texas Tech



NAJEE STEVENS-MCKENZIE

#9

HAWK | 6-3 | 215 | 1L | Senior
Cleveland, Ohio | Bedford HS // ASA College

STEVENS-MCKENZIE'S KANSAS CAREER STATS

INTERCEPTIONS	g	no.	yards	td	long	avg/r	avg/g
2018	11	1	4	0	4	4.0	0.4
2019	9	2	2	0	2	1.0	0.2
TOTAL	20	3	6	0	4	2.0	0.3

ALL PURPOSE	g	rush	rcv	pr	kr	ir	total	avg/g
2018	11	0	0	0	0	4	4	0.4
2019	9	0	0	0	0	2	2	0.2
TOTAL	20	0	0	0	0	6	6	0.3

TACKLES	g	ua	a	total	tfl	pd	ff	fr	blk	qbh
2018	11	0	1	1	0.0-0	1	0	0	0	0
2019	9	26	8	34	5.5-13	3	0	0	0	0
TOTAL	20	26	9	35	5.5-13	4	0	0	0	0

SACKS	g	ua	a	total	yards
2018	11	0	0	0.0	0
2019	9	0	1	0.5	3
TOTAL	20	0	1	0.5	3

STEVENS-MCKENZIE'S SEASON HIGHS

Tackles: 6, (2x), MR vs. Texas Tech
Tackles-for-Loss: 2.0, vs. Coastal Carolina
Interceptions: 1, (2x), MR at Texas
Interception Return Yards: 2, at Texas
Sacks: 0.5, vs. West Virginia
Pass Breakups: 1, vs. Texas Tech

STEVENS-MCKENZIE'S KANSAS CAREER HIGHS

Tackles: 6, (2x), MR vs. Texas Tech (2019)
Tackles-for-Loss: 2.0, vs. Coastal Carolina (2019)
Interceptions: 1, (3x), MR at Texas (2019)
Interception Return Yards: 4, vs. Texas (2018)
Sacks: 0.5, vs. West Virginia (2019)
Pass Breakups: 1, vs. Texas Tech (2019)



KYLE THOMPSON

#80

Punter | 6-4 | 222 | 2L | Junior
El Cajon, Calif. | Christian HS

THOMPSON'S CAREER STATS

PUNTING	g	no.	yards	long	avg
2017	2	4	147	40	36.8
2018	12	69	2986	76	43.3
2019	9	40	1770	62	44.2
TOTAL	23	113	4903	76	43.4

TACKLES	g	ua	a	total	tfl	pd	ff	fr	blk	qbh
2017	2	0	0	0	0.0-0	0	0	0	0	0
2018	12	0	0	0	0.0-0	0	0	0	0	0
2019	9	1	0	1	0.0-0	0	0	0	0	0
TOTAL	23	1	0	1	0.0-0	0	0	0	0	0

THOMPSON'S SEASON HIGHS

Punts: 9, at TCU
Punt Yards: 437, at TCU
Long Punt: 62, at TCU
Punts Inside 20: 3, at TCU
Tackles: 1, vs. Oklahoma

THOMPSON'S CAREER HIGHS

Punts: 9, at TCU (2019)
Punt Yards: 437, at TCU (2019)
Long Punt: 76, vs. Texas (2018)
Punts Inside 20: 5, at Central Michigan (2018)
Tackles: 1, vs. Oklahoma (2019)



DAJON TERRY

#95

Defensive Line | 6-4 | 345 | HS | Freshman
Meridian, Miss. | Meridian HS

TERRY'S CAREER STATS

TACKLES	g	ua	a	total	tfl	pd	ff	fr	blk	qbh
2019	2	2	0	2	0.0-0	0	0	0	0	0
TOTAL	2	2	0	2	0.0-0	0	0	0	0	0

TERRY'S SEASON HIGHS

Tackles: 1, (2x), MR vs. Coastal Carolina

TERRY'S CAREER HIGHS

Tackles: 1, (2x), MR vs. Coastal Carolina (2019)



RICKY THOMAS

#24

Safety | 5-10 | 180 | 1L | Junior
New Orleans, La. | Dutchtown HS // Blinn CC

THOMAS' KANSAS CAREER STATS

INTERCEPTIONS	g	no.	yards	td	long	avg/r	avg/g
2018	8	1	0	0	0	0.0	0.0
2019	9	0	0	0	0	0.0	0.0
TOTAL	17	1	0	0	0	0.0	0.0

ALL PURPOSE	g	rush	rcv	pr	kr	ir	total	avg/g
2018	8	0	0	0	0	0	0	0.0
2019	9	0	0	0	0	0	0	0.0
TOTAL	17	0	0	0	0	0	0	0.0

TACKLES	g	ua	a	total	tfl	pd	ff	fr	blk	qbh
2018	8	10	1	11	1.0-2	1	0	0	0	0
2019	9	12	4	16	1.0-4	0	0	0	0	0
TOTAL	17	22	5	27	2.0-6	1	0	0	0	0

THOMAS' SEASON HIGHS

Tackles: 4, at TCU
Tackles-for-Loss: 1.0, vs. Coastal Carolina

THOMAS' KANSAS CAREER HIGHS

Tackles: 4, (2x), MR at TCU (2019)
Tackles-for-Loss: 1.0, (2x), MR vs. Coastal Carolina (2019)
Interceptions: 1, at Central Michigan (2018)



BRYCE TORNEDEN

#1

Safety | 5-10 | 192 | 3L | Senior

Lawrence, Kan. | Free State HS

TORNEDEN'S CAREER STATS

SCORING	g	td	rush	rcv	ret	pat	2pat	fg	total	avg/g
2016	11	0	0	0	0	0	0	0	0	0.0
2017	11	0	0	0	0	0	0	0	0	0.0
2018	12	1	0	0	1	0	0	0	6	0.5
2019	9	0	0	0	0	0	0	0	0	0.0
TOTAL	43	1	0	0	1	0	0	0	6	0.1

INTERCEPTIONS	g	no.	yards	td	long	avg/r	avg/g
2016	11	0	0	0	0	0.0	0.0
2017	11	0	0	0	0	0.0	0.0
2018	12	1	39	1	39	39.0	3.2
2019	9	0	0	0	0	0.0	0.0
TOTAL	43	1	39	1	39	39.0	0.9

ALL PURPOSE	g	rush	rcv	pr	kr	ir	total	avg/g
2016	11	0	0	0	0	0	0	0.0
2017	11	0	0	0	0	0	0	0.0
2018	12	0	0	0	0	39	39	3.2
2019	9	0	0	0	0	0	0	0.0
TOTAL	43	0	0	0	0	39	39	0.9

TACKLES	g	ua	a	total	tfl	pd	ff	fr	blk	qbh
2016	11	9	1	10	0.0-0	0	0	0	0	0
2017	11	46	15	61	5.0-16	1	0	0	0	3
2018	12	57	34	91	5.5-29	1	0	2	0	2
2019	9	40	21	61	4.0-9	1	1	1	0	1
TOTAL	43	152	71	223	14.5-54	3	1	3	0	6

SACKS	g	ua	a	total	yards
2016	11	0	0	0.0	0
2017	11	2	0	2.0	10
2018	12	2	0	2.0	19
2019	9	0	1	0.5	4
TOTAL	43	4	1	4.5	33

TORNEDEN'S SEASON HIGHS

Tackles: 9, (2x), MR at TCU

Pass Breakups: 1, vs. Kansas State

Tackles-for-Loss: 1.0, (4x), MR vs. Kansas State

Sacks: 0.5, vs. Coastal Carolina

Fumbles Forced: 1, vs. Coastal Carolina

Fumbles Recoveries: 1, at Texas

TORNEDEN'S CAREER HIGHS

Tackles: 13, at West Virginia (2018)

Pass Breakups: 1, (2x) MR. vs. Kansas State (2019)

Tackles-for-Loss: 2.0, at TCU (2017)

Sacks: 1.0, (3x), MR at K-State (2018)

Interceptions: 1, vs. Rutgers (2018)

Interception Return Yards: 39, vs. Rutgers (2018)

Fumbles Forced: 1, vs. Coastal Carolina (2019)

Fumble Recoveries: 1, (3x), MR vs. at Texas (2019)



DOM WILLIAMS

#25

Running Back | 5-10 | 200 | 3L | Junior

McKinney, Texas | Independence HS

D. WILLIAMS' CAREER STATS

RUSHING	g	att	yards	td	long	avg/c	avg/g
2017	9	51	176	3	14	3.5	19.6
2018	11	55	231	0	23	4.2	21.0
2019	3	17	35	0	27	2.1	11.7
TOTAL	23	123	442	3	27	3.6	19.2

TOTAL OFFENSE	g	rush	pass	total	avg/g
2017	9	176	0	176	19.6
2018	11	231	0	231	21.0
2019	3	35	0	35	11.7
TOTAL	23	442	0	442	19.2

RECEIVING	g	rec	yards	td	long	rec/g	avg/c	avg/g
2017	9	7	49	0	17	0.8	7.0	5.4
2018	11	1	4	0	4	0.1	4.0	0.4
2019	3	0	0	0	0	0.0	0.0	0.0
TOTAL	23	8	53	0	17	0.3	6.6	2.3

SCORING	g	td	rush	rcv	ret	pat	2pat	fg	total	avg/g
2017	9	3	3	0	0	0	0	0	18	2.0
2018	11	0	0	0	0	0	0	0	0	0.0
2019	3	0	0	0	0	0	0	0	0	0.0
TOTAL	23	3	3	0	0	0	0	0	18	0.8

ALL PURPOSE	g	rush	rcv	pr	kr	ir	total	avg/g
2017	9	176	49	0	0	0	225	25.0
2018	11	231	4	0	0	0	235	21.4
2019	3	35	0	0	0	0	35	11.7
TOTAL	23	442	53	0	0	0	495	21.5

D. WILLIAMS' SEASON HIGHS

Rushes: 9, vs. Indiana State

Rushing Yards: 34, vs. Indiana State

Longest Rush: 27, vs. Indiana State

D. WILLIAMS' CAREER HIGHS

Rushes: 18, vs. Central Michigan (2017)

Rushing Yards: 64, vs. Central Michigan (2017)

Rushing Touchdowns: 2, vs. Central Michigan (2017)

Longest Rush TD: 10, vs. SEMO (2017)

Longest Rush: 27, vs. Indiana State (2019)

Receptions: 5, vs. Central Michigan (2017)

Receiving Yards: 42, vs. Central Michigan (2017)

Longest Reception: 17, vs. Central Michigan (2017)



ANDRU TOVI

#77

Offensive Line | 6-3 | 310 | 2L | Senior

Halawa, Hawaii | Mililani HS // Pima CC

TOVI'S KANSAS CAREER STATS

TACKLES	g	ua	a	total	tfl	pd	ff	fr	blk	qbh
2017	9	0	0	0	0.0-0	0	0	0	0	0
2018	12	1	0	1	0.0-0	0	0	0	0	0
2019	9	0	0	0	0.0-0	0	0	0	0	0
TOTAL	30	1	0	1	0.0-0	0	0	0	0	0

TOVI'S KANSAS CAREER HIGHS

Tackles: 1, at West Virginia (2018)



POOKA WILLIAMS JR.

#1

Running Back | 5-10 | 170 | 1L | Sophomore
New Orleans, La. | Hahnville HS

P. WILLIAMS' CAREER STATS

RUSHING									
	g	att	yards	td	long	avg/c	avg/g		
2018	11	161	1125	7	72	7.0	102.3		
2019	8	150	765	3	65	5.1	95.6		
TOTAL	19	311	1890	10	72	6.1	99.5		
PASSING									
	g	cmp	att	int	yards	td	long	pct	avg/p
2018	11	1	2	0	9	1	9	50.0	4.5
2019	8	0	0	0	0	0	0	0.0	0.0
TOTAL	19	1	2	0	9	1	9	50.0	4.5
TOTAL OFFENSE									
	g	rush	pass	total	avg/g				
2018	11	1125	9	1134	103.1				
2019	8	765	0	765	95.6				
TOTAL	19	1890	9	1899	99.9				
RECEIVING									
	g	rec	yards	td	long	rec/g	avg/c	avg/g	
2018	11	33	289	2	28	3.0	8.8	26.3	
2019	8	21	129	1	25	2.6	6.1	16.1	
TOTAL	19	54	418	3	28	2.8	7.7	22.0	
SCORING									
	g	td	rush	rcv	ret	pat	2pat	fg	total
2018	11	9	7	2	0	0	0	0	54
2019	8	4	3	1	0	0	0	0	24
TOTAL	19	13	10	3	0	0	0	0	78
KICK RETURNS									
	g	no.	yards	td	long	avg/r	avg/g		
2018	11	11	246	0	39	22.4	22.4		
2019	8	0	0	0	0	0.0	0.0		
TOTAL	19	11	246	0	39	22.4	12.9		
ALL PURPOSE									
	g	rush	rcv	pr	kr	ir	total	avg/g	
2018	11	1125	289	0	246	0	1660	150.9	
2019	8	765	129	0	0	0	894	111.8	
TOTAL	19	1890	418	0	246	0	2554	134.4	

P. WILLIAMS' SEASON HIGHS

Rushes: 25, at Texas
Rushing Yards: 190, at Texas
Rushing Touchdowns: 2, at Texas
Longest Rush: 65, at Texas
Receptions: 5, vs. Oklahoma
Receiving Yards: 33, at TCU
Receiving Touchdowns: 1, at TCU
Longest Reception: 25, vs. TCU
Longest Receiving TD: 25, at TCU
All-Purpose Yards: 215, vs. Texas
100-Yard Rushing Games: 3, MR at Texas

P. WILLIAMS' CAREER HIGHS

Rushes: 25, at Texas (2019)
Rushing Yards: 252, at Oklahoma (2018)
Rushing Touchdowns: 2, (3x), MR at Texas (2019)
Longest Rush: 72, at Baylor (2018)
Longest Rushing TD: 60, vs. Oklahoma State (2018)
Receptions: 7, vs. TCU (2018)
Receiving Yards: 102, vs. TCU (2018)
Longest Reception: 28, vs. TCU (2018)
Longest Receiving TD: 28, vs. TCU (2018)
All-Purpose Yards: 312, at Oklahoma (2018)
100-Yard Rushing Games: 7, MR at Texas (2019)
200-Yard Rushing Games: 1, vs. Oklahoma (2018)
100-Yard Receiving Games: 1, vs. TCU (2018)



TAKULVE WILLIAMS

#16

Wide Receiver | 6-0 | 200 | 1L | Sophomore
New Orleans, La. | St. Augustine HS

T. WILLIAMS' CAREER STATS

RECEIVING									
	g	rec	yards	td	long	rec/g	avg/c	avg/g	
2017 REDSHIRT	0	0	0	0	0	0.0	0.0	0.0	
2018	10	5	39	0	15	0.5	7.8	3.9	
2019	7	1	7	1	7	0.1	7.0	1.0	
TOTAL	17	6	46	1	15	0.4	7.7	2.7	
SCORING									
	g	td	rush	rcv	ret	pat	2pat	fg	total
2017 REDSHIRT	0	0	0	0	0	0	0	0	0.0
2018	10	0	0	0	0	0	0	0	0.0
2019	7	1	0	1	0	0	0	0	6
TOTAL	17	1	0	1	0	0	0	0	6
ALL PURPOSE									
	g	rush	rcv	pr	kr	ir	total	avg/g	
2017 REDSHIRT	0	0	0	0	0	0	0	0.0	
2018	10	0	39	0	0	0	39	3.9	
2019	7	0	7	0	0	0	7	1.0	
TOTAL	17	0	46	0	0	0	46	2.7	

T. WILLIAMS' SEASON HIGHS

Receptions: 1, at Texas
Receiving Yards: 7, at Texas
Long Reception: 7, at Texas
Receiving Touchdowns: 1, at Texas
Tackles: 1, at Boston College

T. WILLIAMS' CAREER HIGHS

Receptions: 1, (3x), MR at Texas (2019)
Receiving Yards: 11, vs. Rutgers (2018)
Long Reception: 11, vs. Rutgers (2018)
Receiving Touchdowns: 1, at Texas (2019)
Tackles: 1, (2x), MR at Boston College (2019)

THE LAST TIME KANSAS...

TEAM

Scored 80+ points	86 vs. South Dakota State, 1947
Scored 70-79 points	76, Nebraska, 2007
Scored 60-69 points	62, Southeastern Louisiana, 2007
Scored 50-59 points	55 vs. Rutgers, 2018
Scored 40-49 points	48, at Texas, 2019
Scored 40+ points in back-to-back games	45, Northern Illinois and 42, McNeese State, 2011
Rushed for 500+ yards	556, Missouri, 1975
Rushed for 400-499 yards	405 vs. Rutgers, 2018
Rushed for 300-399 yards	336, at Boston College, 2019
Rushed for 200-299 yards	239 at Texas, 2019
Passed for 500+ yards	Never
Passed for 400-499 yards	415, vs. Texas Tech, 2019
Passed for 300-399 yards	310, at Texas, 2019
Rushed/Passed for 200+ yards	259 rush, 310 pass, at Texas, 2019
Had 600+ yards of total offense	615 vs. FIU, 2007
Had 500-599 yards of total offense	vs. Texas Tech, 2019
Scored on first offensive play	vs. Cental Michigan, 2014 (Pierson 74 yd run)
Won on final offensive play	vs. Texas Tech, 2019 (Jones, 32 yd FG)
Lost on final defensive play	at Texas, 2019 (Dicker, 33 yd FG)
Won in overtime	vs. Texas (24-21), 2016
Lost in overtime	vs. Nicholls (26-23), 2018
Recorded a safety	vs. Nicholls, 2018
Recorded two safeties	vs. Southeastern Louisiana, 2007
Recorded two defensive touchdowns	vs. Rutgers, 2018
Executed a two-point conversion	at Texas, 2019
Recorded a 90+ yard scoring drive	98 vs. Oklahoma, 2019
Zero punts in a game	vs. UNLV, 2003
Zero sacks allowed in a game	at Boston College, 2019
Recorded a shutout	vs. Louisiana Tech, 2008
Held opponent to 0 yards rushing	(-31) vs. Southeastern Louisiana, 2007
Blocked multiple kicks in a game	2, vs. South Dakota State, 2011 (2 Blocked Punts)
Blocked multiple punts in a game	2, vs. South Dakota State, 2011
Scored a special teams TD	vs. Ohio 2016 (99 yd KOR TD)
Scored a special teams & defensive TD	vs. FIU, 2007
10+ Pass Breakups in a game	14, vs. Iowa State, 2014

INDIVIDUAL OFFENSE

Rushed for 200+ yards	252, Pooka Williams Jr., at Oklahoma, 2018
Rushed for 150-199 yards	190, Pooka Williams Jr., at Texas, 2019
Two Players Rushed for 100+ yards	Khalil Hebert (187), Pooka Williams Jr., (121) at Boston College, 2019
Three Players Rushed for 100+ yards	Smith (253), Banks (120) and Wright (116), vs. Missouri, 1975
Had 40+ carries	40, June Henley vs. Iowa State, 1996
Had 30-39 carries	36, Khalil Herbert vs. West Virginia, 2017
Had 25-29 carries	25, Pooka Williams Jr., at Texas, 2019
Rushed for 5 TDs	Never
Rushed for 4 TDs	James Sims vs. Colorado, 2010
Rushed for 3 TDs	James Sims vs. West Virginia, 2013
Passed for 500+ yards	Never
Passed for 400-499 yards	415, Carter Stanley vs. Texas Tech, 2019
Passed for 300-399 yards	310, Carter Stanley at Texas, 2019
Threw 5+ TDs	6, Todd Reesing vs. Nebraska, 2007
Threw 4 TDs	4, Carter Stanley at Texas, 2019
Threw 3 TDs	3, Carter Stanley vs. Texas Tech, 2019
Had 60+ pass attempts	62, Peyton Bender, vs. Central Michigan, 2017
Had 50-59 pass attempts	62, Peyton Bender, vs. Central Michigan, 2017
Had 40-49 pass attempts	47, Carter Stanley, at Texas, 2019
Had 30-39 pass attempts	37, Carter Stanley vs. Texas Tech, 2019
Had 30+ pass completions	30, Peyton Bender at Ohio, 2017
Had 25-29 pass completions	26, Carter Stanley vs. Texas Tech, 2019
QB Rush for 100+ yards	121, Bill Whittemore vs. Colorado, 2002
QB Rush for 100+ yards, pass for 200+ yards	(121 / 217) Bill Whittemore vs. Colorado, 2002
Had 15+ catches	16, Kerry Meier vs. Iowa State, 2009
Had 10-14 catches	10, Steven Sims Jr., vs. Oklahoma State, 2018
Had Two Players with 10+ catches	Dezmon Briscoe (14) and Kerry Meier (10) vs. Missouri, 2009
Had 250+ yards receiving	269, Dezmon Briscoe at Oklahoma, 2008
Had 200-249 yards receiving	233, Steven Sims Jr. vs. K-State, 2017
Had 150-199 yards receiving	186, Stephon Robinson vs. Texas Tech, 2019
Had 100+ yards receiving	186, Stephon Robinson vs. Texas Tech, 2019
Had 100+ yards rushing and receiving	Never
Had a touchdown rushing and receiving	Toben Opurum vs. Southern Miss, 2009
2 Players with 100+ yards receiving	186, Stephon Robinson & 109, Andrew Parchment, vs. Texas Tech, 2019
3 Players with 100+ yards receiving	Never
Had 4+ TD receptions	4, Quintin Smith vs. Louisville, 1989
Had 3 TD receptions	3, Dezmon Briscoe vs. Minnesota, 2008
Had 2 TD receptions	2, Stephon Robinson vs. Texas Tech, 2019

INDIVIDUAL DEFENSE

Intercepted 3 passes	3, Bill Crank vs. Tulane, 1958
Intercepted 2 passes	2, Defense, Hasan at West Virginia, 2018
Returned multiple interceptions for TDs	2, Patrick Brown vs. UAB, 1997
Returned an interception for a TD	Hasan Defense, vs. Indiana State, 2019
Interception Return for 100+ yards	100, Aqib Talib vs. FIU, 2007
Recorded 15+ Tackles	16, Joe Dineen Jr., vs. Nicholls, 2018
Recorded 10-14 Tackles	11, Gavin Potter at TCU
Two Players with 10+ Tackles	(13) Joe Dineen Jr., and (11) Bryce Torneden vs. Oklahoma State, 2018
Three players with 10+ Tackles	(12) Joe Dineen Jr., (10) Keith Loneker Jr., (10) Tyrone Miller Jr., at Texas, 2017
Recorded 5+ Sacks	5, Brandon Perkins vs. Louisiana Tech, 2005
Recorded 4 Sacks	5, Brandon Perkins vs. Louisiana Tech, 2005
Recorded 3 Sacks	3, Cameron Rosser vs. TCU, 2016
Had 5+ Pass Breakups	5, Shepherd, JaCorey, vs. Iowa State
Returned a fumble for a TD	63, Cassius Sendish, at Oklahoma, 2014

INDIVIDUAL SPECIAL TEAMS

Returned a Kickoff for a Touchdown	99, LaQuvionte Gonzalez vs. Ohio, 2016
Punt Return for a Touchdown	76, Nick Harwell vs. West Virginia, 2014
Blocked a Punt	Stephon Robinson vs. Nicholls, 2018
Blocked Punt Return for a TD	Dakota Lewis vs. FIU, 2007
Blocked a FG	Brandon Stewart vs. West Virginia, 2015
Blocked FG Return for a TD	54, Patrick Brown at Oklahoma, 1996
Blocked a PAT	Team, at Oklahoma, 2018
Returned a PAT for a Two-Point Conversion	Carl Nesmith vs. Texas, 2000
Executed a Fake Punt for a First Down	Ryan Schadler at West Virginia, 2018
Executed a Fake Field Goal	T.J. Millweard and Trent Smiley vs. TCU, 2014
Executed an onside kick	Gabriel Rui vs. Texas, 2018
Made 5+ Field Goals	5, Bruce Kallmeyer vs. Wichita State, 1983
Made 4 Field Goals	4, Scott Webb vs. Kansas State, 2006
Made a Field Goal of 50+ Yards	54, Gabriel Rui vs. Nicholls, 2018
Recorded a 70+ yard Punt	76, Kyle Thompson at Texas, 2018
Recorded a 60-69 yard Punt	61, Kyle Thompson vs. Oklahoma, 2019

THE LAST TIME A KANSAS OPPONENT...

TEAM

Scored 80+ points	Never
Scored 70-79 points	70 at Oklahoma State, 2011
Scored 60-69 points	65, vs. Texas Tech, 2017
Scored 50-59 points	50 at Texas, 2019
Scored 40-49 points	45 vs. Oklahoma, 2019
Rushed for 500+ yards	510, at Oklahoma, 2014
Rushed for 400-499 yards	426, vs. West Virginia, 2015
Rushed for 300-399 yards	342 vs. Kansas State, 2019
Rushed for 200-299 yards	212, vs. Texas Tech, 2019
Passed for 500+ yards	548, at Texas Tech, 2016
Passed for 400-499 yards	441, at Texas Tech, 2018
Passed for 300-399 yards	399, at Texas, 2019
Rushed/Passed for 200+ yards	212 rush, 271 pass, vs. Texas Tech, 2019
Had 600+ yards of total offense	638, at Texas, 2019
Had 500-599 yards of total offense	545 vs. Oklahoma, 2019
Scored on first offensive play	vs. Texas, 2017 (49-yard reception)
Won on final offensive play	at Texas, 2019 (Dicker 33 yd FG)
Lost on final defensive play	vs. Texas Tech, 2019, 2016 (Jones 32 yd FG)
Won in overtime	26-23, vs. Nicholls, 2018
Recorded a safety	vs. TCU, 2018 (pass out of the endzone)
Recorded two safeties	at Texas, 2001
Recorded two defensive touchdowns	Iowa State, 1996 (fumble ret., INT ret.)
Recorded two special teams touchdowns	at Oklahoma, 2012 (punt return, kickoff return)
Zero punts in a game	vs. Oklahoma, 2015 (previous: at Texas A&M, 2011)
Zero sacks allowed in a game	vs. Texas Tech, 2019
Held KU to 0 yards rushing	-25 at TCU, 2017
Blocked multiple kicks in a game	at Texas, 2019 (blocked 2 FGs)
Scored a special teams TD	at TCU, 2019 (punt return)
Scored a special teams & defensive TD	at Oklahoma, 2016 (punt return and INT)

INDIVIDUAL OFFENSE

Rushed for 300+ yards	427, Samaje Perine at Oklahoma, 2014
Rushed for 200+ yards	250, D'Onta Foreman vs. Texas, 2016
Rushed for 150-199 yards	151, AJ Dillon at Boston College, 2019
Two Players Rushed for 100+ yards	Crawford, J. (125) and McKoy, K. (105) vs. West Virginia, 2017
Three Players Rushed for 100+ yards	Howard (129), Smallwood (115), Shell (108) vs. West Virginia, 2015
Had a 90+ yard run from scrimmage	93, D'Onta Foreman at Texas, 2015
Had 40+ carries	51, D'Onta Foreman vs. Texas, 2016
Had 30-39 carries	31, Justice Hill vs. Oklahoma State, 2018
Had 25-29 carries	27, Aj Dillon at Boston College, 2019
Rushed for 5+ TDs	5, Samaje Perine at Oklahoma, 2014
Rushed for 4 TDs	Desmond Nisby vs. Texas Tech, 2017
Rushed for 3 TDs	Skylar Thompson vs. Kansas State, 2019
Passed for 500+ yards	Never
Passed for 400-499 yards	467, Shane Morris vs. Central Michigan, 2017
Passed for 300-399 yards	399, Sam Ehlinger, at Texas, 2019
Threw 5+ TDs	5, Kenny Hill at TCU, 2017
Threw 4 TDs	Sam Ehlinger, at Texas, 2019
Threw 3 TDs	Charlie Brewer at Baylor, 2018
Had 50+ pass attempts	50, Patrick Mahomes II vs. Texas Tech, 2015
Had 40-49 pass attempts	44, Sam Ehlinger at Texas, 2019
Had 30-39 pass attempts	34, Jett Duffey vs. Texas Tech, 2019
Had 30+ pass completions	31, Sam Ehlinger at Texas, 2019
Had 25-29 pass completions	25, Austin Kendall vs. West Virginia, 2019
Had completion percentage of 75 percent (Min. 20 pass attempts)	78.2%, Alan Bowman at Texas Tech, 2018 (36-of-46)
Had completion percentage of 80 percent (Min. 20 pass attempts)	84.3%, Baker Mayfield vs. Oklahoma (27-of-32)
Had completion percentage of 90+ percent (Min. 20 pass attempts)	95.8%, Geno Smith at West Virginia 2012 (23-of-24)**
QB Rush for 100+ yards	127, Skylar Thompson vs. Kansas State, 2019
QB Rush for 100+ yards, pass for 200+ yards	Robert Griffin III (103 rush, 312 pass) Baylor, 2011
Had 15+ catches	15, Dana Alexander vs. Missouri, 2009
Had 10-14 catches	10, Allen Lazard vs. Iowa State, 2016
Had Two Players with 10+ catches	Never*
Had 250+ yards receiving	300, Adarius Bowman vs. Oklahoma State, 2006
Had 200-249 yards receiving	219, Jonathan Giles at Texas Tech, 2016
Had 150-199 yards receiving	177, Jalen Reagor vs. TCU, 2018
Had 100+ yards rushing and receiving	O. Smith (157 rushing, 108 receiving) at Georgia Tech, 2011
Had a touchdown rushing and receiving	Trey Sermon vs. Oklahoma, 2019
2 Players with 100+ yards receiving	Landon Wolf (116) and Tylan Wallace (104) vs. Oklahoma State, 2018
3 Players with 100+ yards receiving	Never*
Had 4+ TD receptions	4, Adarius Bowman vs. Oklahoma, 2006
Had 3 TD receptions	Mark Chapman vs. Central Michigan, 2017
Had 2 TD receptions	Devin Duvernay, at Texas, 2019

INDIVIDUAL DEFENSE

Intercepted 3+ passes	3, Darcel McBath Texas Tech, 2008
Intercepted 2 passes	Chandler Kryst vs. Coastal Carolina, 2019
Returned multiple interceptions for TDs	Never*
Returned an interception for a TD	Antwuan Davis at Texas, 2017
Interception Return for 100+ yards	Never*
Recorded 15+ Tackles	15, Raaquan Davis at Baylor, 2016
Recorded 10-14 Tackles	10, Brandon Jones at Texas, 2019
Two Players with 10+ Tackles	12, Ty Summers & 11, Denzel Johnson vs. TCU, 2016
Recorded 5+ Sacks	Never*
Recorded 4 Sacks	Never*
Recorded 3 Sacks	3.0, Jordan Brailford vs. Oklahoma State, 2018
Forced 2 fumbles	K.J. Smith at Baylor, 2014

INDIVIDUAL SPECIAL TEAMS

Returned a Kickoff for a Touchdown	D.J. Reed (99) vs. K-State, 2017
Kickoff Return of 100 Yards	Justin Gilbert (100) at Oklahoma State, 2013
Two returns for TDs	Gerald Neasman (99 kickoff, 41 INT), Kansas State, 1997
Punt Return for a Touchdown	Jalen Reagor at TCU, 2019
Blocked a Punt	Brayden Willis at Oklahoma, 2018
Blocked a Punt Return for a TD	Curtis Bolton at Oklahoma, 2018
Blocked a FG	Nick McCann vs. Texas Tech, 2019
Blocked FG Return for a TD	Deonte Roberts (64) vs. Rutgers, 2018
Blocked a PAT	Malcolm Roach at Texas, 2019
Returned a PAT for a Two-Point Conversion	D'Shawn Jamison at Texas, 2019
Made 5+ Field Goals	5, Jeff Jacke, at Missouri, 1992
Made 4+ Field Goals	Chris Callahan, at Baylor, 2014
Made a Field Goal of 50+ Yards	52, M. McCrane, at Kansas State, 2014
Recorded a 70+ yard Punt	73, Quinn Sharp, Oklahoma State, 2012
Recorded a 60-69 yard Punt	64, Nick O'Toole, vs. West Virginia, 2015