

Equity in Athletics 2019

Institution: University of Kansas (155317)
User ID: E1553171

Screening Questions

Please answer these questions carefully as your responses will determine which subsequent data entry screens are appropriate for your institution.

1. How will you report Operating (Game-day) Expenses?

By Team

Per Participant

2. Select the type of varsity sports teams at your institution.

Men's Teams

Women's Teams

Coed Teams

3. Do any of your teams have assistant coaches?

Yes

Men's Teams

Women's Teams

Coed Teams

No

- If you save the data on this screen, then return to the screen to make changes, note the following:
- 1) If you select an additional type of team remember to include associated data for that type of team on subsequent screens;
- 2) If you delete a type of team but have already entered associated data on other screens, all associated data for that type of team will be deleted from subsequent screens. However, because the survey system has to recalculate the totals, you must re-save every screen.

Sports Selection - Men's and Women's Teams

Select the varsity sports teams at your institution.					
Sport	Men's	Women's	Sport	Men's	Women's
Archery	<input type="checkbox"/>		Badminton	<input type="checkbox"/>	<input type="checkbox"/>
Baseball	<input checked="" type="checkbox"/>		Basketball	<input checked="" type="checkbox"/>	<input checked="" type="checkbox"/>
Beach Volleyball	<input type="checkbox"/>		Bowling	<input type="checkbox"/>	<input type="checkbox"/>
Cross Country	<input type="checkbox"/>		Diving	<input type="checkbox"/>	<input type="checkbox"/>
Equestrian	<input type="checkbox"/>		Fencing	<input type="checkbox"/>	<input type="checkbox"/>
Field Hockey			Football	<input checked="" type="checkbox"/>	
Golf	<input checked="" type="checkbox"/>		Gymnastics	<input type="checkbox"/>	<input type="checkbox"/>
Ice Hockey	<input type="checkbox"/>		Lacrosse	<input type="checkbox"/>	<input type="checkbox"/>
Rifle	<input type="checkbox"/>		Rodeo	<input type="checkbox"/>	<input type="checkbox"/>
Rowing	<input type="checkbox"/>		Sailing	<input type="checkbox"/>	<input type="checkbox"/>
Skiing	<input type="checkbox"/>		Soccer	<input type="checkbox"/>	<input checked="" type="checkbox"/>
Softball			Squash	<input type="checkbox"/>	<input type="checkbox"/>
Swimming	<input type="checkbox"/>		Swimming and Diving (combined)	<input type="checkbox"/>	<input checked="" type="checkbox"/>
Synchronized Swimming			Table Tennis	<input type="checkbox"/>	<input type="checkbox"/>
Team Handball	<input type="checkbox"/>		Tennis	<input type="checkbox"/>	<input checked="" type="checkbox"/>
Track and Field (Indoor)	<input type="checkbox"/>		Track and Field (Outdoor)	<input type="checkbox"/>	<input type="checkbox"/>
Track and Field and Cross Country (combined)	<input checked="" type="checkbox"/>		Volleyball	<input type="checkbox"/>	<input checked="" type="checkbox"/>
Water Polo	<input type="checkbox"/>		Weight Lifting	<input type="checkbox"/>	<input type="checkbox"/>
Wrestling	<input type="checkbox"/>		Other Sports (Specify sports in the caveat box.)*	<input type="checkbox"/>	<input type="checkbox"/>

CAVEAT
 The caveat on this screen is for internal use and does not appear on the EADA Dissemination Website (public site). If you want information to appear on the public site, enter it on the Athletic Participation screen.

* If you indicated in the caveat box that your other sports are Dancing and/or Cheerleading, please specify in the caveat box that these are competitive varsity teams (i.e., not pep squads).

- If you save the data on this screen, then return to the screen to make changes, note the following:
- 1) If you select an additional team remember to include associated data for that sport on subsequent screens;
- 2) If you delete a sport but have already entered associated data on other screens, all associated data for that sport will be deleted from subsequent screens. However, because the survey system has to recalculate the totals, you must re-save every screen.

Athletics Participation - Men's and Women's Teams

Enter the number of participants as of the day of the first scheduled contest.

Varsity Teams	Men's Teams	Women's Teams
Baseball	38	
Basketball	16	28
Football	130	
Golf	10	12
Rowing		77
Soccer		31
Softball		20
Swimming and Diving (combined)		28
Swimming		24
Diving		4
Tennis		9
Track and Field and Cross Country (combined)	121	120
Track and Field (Indoor)	53	50
Track and Field (Outdoor)	53	50
Cross Country	15	20
Volleyball		14
Total Participants Men's and Women's Teams	315	339
Unduplicated Count of Participants	251	270

(This is a head count. If an individual participates on more than one team, count that individual only once on this line.)

CAVEAT
 (For each men's or women's team that includes opposite sex participants, specify the number of male and the number of female students on that team in this caveat box. This does not apply for coed teams. Additionally, provide any other clarifying information here.)

WBB includes 13 male participants on the practice squad.

If you save the data on this screen, then return to the screen to make changes, please note you must re-save every screen because the survey system has to recalculate the totals.

Head Coaches - Men's Teams

For each men's team, indicate whether the head coach is male or female, was assigned to the team on a full-time or part-time basis, and whether the coach was employed by the institution on a full-time basis or on a part-time or volunteer basis, by entering a 1 in the appropriate field.

The Swimming and Diving (combined) fields allow up to 2 head coaches. The Track and Field and Cross Country (combined) fields allow up to 3.

Varsity Teams	Male Head Coaches				Female Head Coaches				Total Head Coaches
	Assigned to Team on a Full-Time Basis	Assigned to Team on a Part-Time Basis	Full-Time Institution Employee	Part-Time Institution Employee or Volunteer	Assigned to Team on a Full-Time Basis	Assigned to Team on a Part-Time Basis	Full-Time Institution Employee	Part-Time Institution Employee or Volunteer	
Baseball	1		1						1
Basketball	1		1						1
Football	1		1						1
Golf	1		1						1
Track and Field and Cross Country (combined)		1	1						1
Coaching Position Totals	4	1	5	0	0	0	0	0	5

CAVEAT

Head Coaches - Women's Teams

For each women's team, indicate whether the head coach is male or female, was assigned to the team on a full-time or part-time basis, and whether the coach was employed by the institution on a full-time basis or on a part-time or volunteer basis, by entering a 1 in the appropriate field.
 The Swimming and Diving (combined) fields allow up to 2 head coaches. The Track and Field and Cross Country (combined) fields allow up to 3.

Varsity Teams	Male Head Coaches				Female Head Coaches				Total Head Coaches
	Assigned to Team on a Full-Time Basis	Assigned to Team on a Part-Time Basis	Full-Time Institution Employee	Part-Time Institution Employee or Volunteer	Assigned to Team on a Full-Time Basis	Assigned to Team on a Part-Time Basis	Full-Time Institution Employee	Part-Time Institution Employee or Volunteer	
Basketball	1	0	1	0					1
Golf					1		1		1
Rowing					1		1		1
Soccer	1		1						1
Softball					1		1		1
Swimming and Diving (combined)	1		1						1
Tennis	1		1						1
Track and Field and Cross Country (combined)		1	1						1
Volleyball	1		1						1
Coaching Position Totals	5	1	6	0	3	0	3	0	9
CAVEAT									

Head Coaches' Salaries - Men's and Women's Teams

Enter only salaries and bonuses that your institution pays head coaches as compensation for coaching. Do not include benefits on this screen.

Do not include volunteer coaches in calculating the average salary and the Full-Time Equivalent (FTE) Total.

For help calculating the FTE total click on the Instructions link on this screen.

	Men's Teams	Women's Teams
Average Annual Institutional Salary per Head Coaching Position (for coaching duties only)	1,711,827	195,164
Number of Head Coaching Positions Used to Calculate the Average	5	9
Number of Volunteer Head Coaching Positions (Do not include these coaches in your salary or FTE calculations.)	0	0
Average Annual Institutional Salary per Full-time equivalent (FTE)	1,902,030	206,644
Sum of Full-Time Equivalent (FTE) Positions Used to Calculate the Average	4.50	8.50
CAVEAT		

Assistant Coaches - Men's Teams

For each men's team, indicate whether the assistant coach is male or female, was assigned to the team on a full-time or part-time basis, and whether the coach was employed by the institution on a full-time basis or on a part-time or volunteer basis, by entering a 1 in the appropriate field.

Varsity Teams	Male Assistant Coaches				Female Assistant Coaches				Total Assistant Coaches
	Assigned to Team on a Full-Time Basis	Assigned to Team on a Part-Time Basis	Full-Time Institution Employee	Part-Time Institution Employee or Volunteer	Assigned to Team on a Full-Time Basis	Assigned to Team on a Part-Time Basis	Full-Time Institution Employee	Part-Time Institution Employee or Volunteer	
Baseball	2	1	2	1					3
Basketball	3		3						3
Football	10	2	10	2					12
Golf	1		1						1
Track and Field and Cross Country (combined)		9	4	5		2	1	1	11
Coaching Position Totals	16	12	20	8	0	2	1	1	30

CAVEAT

Assistant Coaches - Women's Teams

For each women's team, indicate whether the assistant coach is male or female, was assigned to the team on a full-time or part-time basis, and whether the coach was employed by the institution on a full-time basis or on a part-time or volunteer basis, by entering a 1 in the appropriate field.

Varsity Teams	Male Assistant Coaches				Female Assistant Coaches				Total Assistant Coaches
	Assigned to Team on a Full-Time Basis	Assigned to Team on a Part-Time Basis	Full-Time Institution Employee	Part-Time Institution Employee or Volunteer	Assigned to Team on a Full-Time Basis	Assigned to Team on a Part-Time Basis	Full-Time Institution Employee	Part-Time Institution Employee or Volunteer	
Basketball	1		1		2		2		3
Golf					1		1		1
Rowing	1		1		2	1	2	1	4
Soccer	1		1		1		1		2
Softball	1	1	1	1	1	1	1	1	4
Swimming and Diving (combined)	1	1	1	1	1		1		3
Tennis					1		1		1
Track and Field and Cross Country (combined)		9	4	5		2	1	1	11
Volleyball	1		1		1	1	1	1	3
Coaching Position Totals	6	11	10	7	10	5	11	4	32

CAVEAT

Assistant Coaches' Salaries - Men's and Women's Teams

Enter only salaries and bonuses that your institution pays assistant coaches as compensation for coaching. Do not include benefits on this screen.
Do not include volunteer coaches in calculating the average salary and the Full-Time Equivalent (FTE) Total.
For help calculating the FTE total click on the Instructions link on this screen.

	Men's Teams	Women's Teams
Average Annual Institutional Salary per Assistant Coaching Position (for coaching duties only)	284,950	87,368
Number of Assistant Coaching Positions Used to Calculate the Average	21	21
Number of Volunteer Assistant Coaching Positions (Do not include these coaches in your salary or FTE calculations.)	9	11
Average Annual Institutional Salary per Full-time equivalent (FTE)	323,457	99,174
Sum of Full-Time Equivalent (FTE) Positions Used to Calculate the Average	18.50	18.50
CAVEAT		

Athletically Related Student Aid - Men's and Women's Teams

Athletically related student aid is any scholarship, grant, or other form of financial assistance, offered by an institution, the terms of which require the recipient to participate in a program of intercollegiate athletics at the institution. Other student aid, of which a student-athlete simply happens to be the recipient, is not athletically related student aid. If you do not have any aid to report, enter a 0.

	Men's Teams	Women's Teams	Total
Amount of Aid	6,690,782	5,901,454	12,592,236
Ratio (percent)	53	47	100%

CAVEAT

Recruiting Expenses - Men's and Women's Teams

Recruiting expenses are all expenses an institution incurs attributable to recruiting activities. This includes, but is not limited to, expenses for lodging, meals, telephone use, and transportation (including vehicles used for recruiting purposes) for both recruits and personnel engaged in recruiting, and other expenses for official and unofficial visits, and all other expenses related to recruiting. If you do not have any recruiting expenses to report, enter a 0.


	Men's Teams	Women's Teams	Total
Total	1,713,511	582,297	2,295,808
CAVEAT			

Operating (Game-Day) Expenses - Men's and Women's Teams by Team

Operating expenses are all expenses an institution incurs attributable to home, away, and neutral-site intercollegiate athletic contests (commonly known as "game-day expenses"), for (A) Lodging, meals, transportation, uniforms, and equipment for coaches, team members, support staff (including, but not limited to team managers and trainers), and others; and (B) Officials.
 For a sport with a men's team and a women's team that have a combined budget, click here for special instructions.
 Report actual numbers, not budgeted or estimated numbers. Please do not round beyond the next dollar.

Varsity Teams	Participants	Men's Teams		Women's Teams		Total Operating Expenses	
		Operating Expenses per Participant	By Team Participants	Operating Expenses per Participant	By Team Participants		
Basketball	16	182,044	2,912,703	28	36,908	1,033,412	3,946,115
Football	130	25,674	3,337,674				3,337,674
Baseball	38	29,346	1,115,154				1,115,154
Golf	10	17,806	178,064	12	9,035	108,417	286,481
Rowing				77	5,102	392,825	392,825
Soccer				31	8,985	278,545	278,545
Softball				20	20,144	402,871	402,871
Swimming and Diving (combined)				28	7,006	196,167	196,167
Tennis				9	26,030	234,274	234,274
Track and Field and Cross Country (combined)	121	3,237	391,621	120	3,264	391,621	783,242
Volleyball				14	33,918	474,854	474,854
Total Operating Expenses Men's and Women's Teams	315		7,935,216	339		3,512,986	11,448,202

CAVEAT



Note: This screen is for game-day expenses only.


Total Expenses - Men's and Women's Teams

Enter all expenses attributable to intercollegiate athletic activities. This includes appearance guarantees and options, athletically related student aid, contract services, equipment, fundraising activities, operating expenses, promotional activities, recruiting expenses, salaries and benefits, supplies, travel, and any other expenses attributable to intercollegiate athletic activities.

Report actual numbers, not budgeted or estimated numbers. Please do not round beyond the next dollar.

Varsity Teams	Men's Teams	Women's Teams	Total
Basketball	12,547,439	3,736,593	16,284,032
Football	25,325,279		25,325,279
Baseball	2,485,038		2,485,038
Golf	1,081,065	913,453	1,994,518
Rowing		1,689,101	1,689,101
Soccer		2,137,937	2,137,937
Softball		2,008,506	2,008,506
Swimming and Diving (combined)		1,320,927	1,320,927
Tennis		1,416,995	1,416,995
Track and Field and Cross Country (combined)	2,463,030	2,473,033	4,936,063
Volleyball		1,736,222	1,736,222
Total Expenses of all Sports, Except Football and Basketball, Combined	6,029,133	13,696,174	19,725,307
Total Expenses Men's and Women's Teams	43,901,851	17,432,767	61,334,618
Not Allocated by Gender/Sport (Expenses not attributable to a particular sport or sports)			⚠ 55,018,472
Grand Total Expenses			116,353,090

CAVEAT



Total Revenues - Men's and Women's Teams


Your total revenues must cover your total expenses.

Enter all revenues attributable to intercollegiate athletic activities. This includes revenues from appearance guarantees and options, an athletic conference, tournament or bowl games, concessions, contributions from alumni and others, institutional support, program advertising and sales, radio and television, royalties, signage and other sponsorships, sport camps, state or other government support, student activity fees, ticket and luxury box sales, and any other revenues attributable to intercollegiate athletic activities.

Report actual numbers, not budgeted or estimated numbers. Please do not round beyond the next dollar.

Varsity Teams	Men's Teams	Women's Teams	Total
Basketball	18,974,009	85,917	19,059,926
Football	38,148,252		38,148,252
Baseball	67,993		67,993
Golf	1,001	1,001	2,002
Rowing		1,001	1,001
Soccer		24,599	24,599
Softball		37,775	37,775
Swimming and Diving (combined)		5,204	5,204
Tennis		1,001	1,001
Track and Field and Cross Country (combined)	14,473	14,473	28,946
Volleyball		115,552	115,552
Total Revenues of all Sports, Except Football and Basketball, Combined	83,467	200,606	284,073
Total Revenues Men's and Women's Teams	57,205,728	286,523	57,492,251
Not Allocated by Gender/Sport (Revenues not attributable to a particular sport or sports)			⚠ 62,275,757
Grand Total for all Teams (includes by team and not allocated by gender/sport)			119,768,008

CAVEAT



Summary - Men's and Women's Teams

Your Grand Total Revenues must be equal to or greater than your Grand Total Expenses or you will not be able to lock your survey.

	Men's Teams	Women's Teams	Total
1 Total of Head Coaches' Salaries	8,559,135	1,756,476	10,315,611
2 Total of Assistant Coaches' Salaries	5,983,950	1,834,728	7,818,678
3 Total Salaries (Lines 1+2)	14,543,085	3,591,204	18,134,289
4 Athletically Related Student Aid	6,690,782	5,901,454	12,592,236
5 Recruiting Expenses	1,713,511	582,297	2,295,808
6 Operating (Game-Day) Expenses	7,935,216	3,512,986	11,448,202
7 Summary of Subset Expenses (Lines 3+4+5+6)	30,882,594	13,587,941	44,470,535
8 Total Expenses for Teams	43,901,851	17,432,767	61,334,618
9 Total Expenses for Teams Minus Subset Expenses (Line 8 – Line 7)	13,019,257	3,844,826	16,864,083
10 Not Allocated Expenses			55,018,472
11 Grand Total Expenses (Lines 8+10)			116,353,090
12 Total Revenues for Teams	57,205,728	286,523	57,492,251
13 Not Allocated Revenues			62,275,757
14 Grand Total Revenues (Lines 12+13)			119,768,008
15 Total Revenues for Teams minus Total Expenses for Teams (Line 12-Line 8)	13,303,877	-17,146,244	-3,842,367
16 Grand Total Revenues Minus Grand Total Expenses (Line 14- Line 11)			3,414,918

To return to a data entry screen, click on the link in the [Navigation Menu](#).

To proceed to the Supplemental Information screen, click on the link in the [Navigation Menu](#) or click on the "Next" button on this screen.

Supplemental Information (optional)

This screen may be used to help the reader better understand the data you have provided, or to help a prospective student-athlete make an informed choice of an athletics program.
This information will be viewable on the EADA public website. Please do not include the names of individuals or write messages to the help desk.
To explain specific data entered on a previous screen, please use the caveat box on that screen.

Kansas Athletics, Inc is a separate non-profit corporation affiliated with the University of Kansas.