KANSAS

#KUbball
/KANSASBASKETBALL
@KUHOOPS
@KUHOOPS

FEB. 24, 2020 | OKLAHOMA STATE | GAME NOTES — KANSAS COMMUNICATIONS

JAYHAWKS

24-3	13-1	#1 / #1
OVERALL	BIG 12	RANKING (AP/COACHES)

Bill Self, HEAD COACH
497-109 (.820), RECORD AT KU, 17TH SEASON

-vs-

COWBOYS

14-13	4-10	- / -
OVERALL	BIG 12	RANKING (AP/COACHES)

Mike Boynton, HEAD COACH
47-48 (.495), RECORD AT OSU, THIRD SEASON

SCHEDULE (H: 13-1; A: 8-1; N: 3-1)

Date	KU Rnk	OPP Rnk	Opponent	TV	Time/Result
NOVEMBER (6-1)					
5	3/3	4/4	vs. Duke!	ESPN	L, 66-68
8	3/3	-/-	UNCG	ESPNU	W, 74-62
15	5/3	-/-	MONMOUTH	B12 NOW	W, 112-57
19	4/5	-/-	EAST TENNESSEE ST.~	B12 NOW	W, 75-63
25	4/5	-/-	vs. Chaminade#	ESPNU	W, 93-63
26	4/5	-/-	vs. BYU#	ESPN	W, 71-56
27	4/5	rv/rv	vs. Dayton#	ESPN	W, 90-84 (ot)
DECEMBER (4-1)					
7	2/3	20/21	COLORADO	ESPN2	W, 72-58
10	2/3	-/-	MILWAUKEE	B12 NOW	W, 95-68
14	2/3	-/-	KANSAS CITY^	B12 NOW	W, 98-57
21	1/1	18/14	at Villanova	FOX	L, 55-56
29	5/5	rv/rv	at Stanford	ABC	W, 72-56
JANUARY (7-1)					
4	3/3	16/17	WEST VIRGINIA*	B12 NOW	W, 60-53
8	3/3	-/-	at Iowa State*	B12 NOW	W, 79-53
11	3/3	4/4	BAYLOR*	CBS	L, 55-67
14	6/7	-/-	at Oklahoma*	ESPN	W, 66-52
18	6/7	-/-	at Texas*	ESPN	W, 66-57
21	3/3	-/-	KANSAS STATE*	ESPN2	W, 81-60
25	3/3	-/-	TENNESSEE<	ESPN	W, 74-68
27	3/3	-/-	at Oklahoma State*	ESPN2	W, 65-50
FEBRUARY (7-0)					
1	3/3	rv/rv	TEXAS TECH*	ESPN	W, 78-75
3	3/3	-/-	TEXAS*	ESPN	W, 69-58
8	3/3	-/-	at TCU*	ESPN2	W, 60-46
12	3/3	14/14	at West Virginia*	B12 NOW	W, 58-49
15	3/3	-/rv	OKLAHOMA*	ESPN	W, 87-70
17	3/3	-/-	IOWA STATE*	ESPN	W, 91-71
22	3/3	1/1	at Baylor*	ESPN	W, 64-61
24	1/1	-/-	OKLAHOMA STATE*	ESPN	8 p.m.
29	1/1	-/-	at Kansas State*	CBS	12:30 p.m.
MARCH					
4	-/-	-/-	TCU*	B12 NOW	7 p.m.
7	-/-	-/-	at Texas Tech*	ESPN	1 p.m.
11-14	Big 12 Championship			TBD	TBD

All times Central and subject to change
Rank: AP Top 25 / USA Today Coaches' Poll
*! State Farm Champions Classic (New York, N.Y.); ~ Maui Invitational (Campus Round); # Maui Invitational (Lahaina, Hawai'i); ^ Jayhawk Shootout (Kansas City, Mo.); < Big 12/SEC Challenge; * Big 12 Conference Game*

GAME 28

OKLAHOMA STATE AT KANSAS

ESPN Big Monday
Lawrence, Kan. • Allen Fieldhouse (16,300)
Monday, February 24, 2020 • 8 p.m. (CT)

ESPN

Play-by-Play: Bob Wischusen
Analyst: Fran Fraschilla
Reporter: Holly Rowe
Producer: Scott Gustafson
Director: Mike Roig

JAYHAWK RADIO NETWORK

Radio: IMG Jayhawk Radio Network
Webcast: KUAthletics.com/Radio
Play-by-Play: Brian Hanni
Analyst: Greg Gurley
Producer/Engineer: Steve Kincaid

TIPOFF

- With its 64-61 win at No. 1 Baylor on Feb. 22, Kansas (24-3, 13-1) has moved into a tie for the Big 12 race with BU in the conference standings with four games remaining.
- The Kansas-Oklahoma State contest will be the fourth of four ESPN Big Monday games for KU this season. Since 1996-97, Kansas is 72-18 on ESPN Big Monday (42-1 at home). KU has won 17-straight Big Monday contests and 35-consecutive at Allen Fieldhouse dating back to 2002.
- KU has moved into No. 1 in the NET rankings as of Feb. 23 games. The Jayhawks' strength of schedule is also No. 1. Kansas is the only school with 11 Quadrant 1 wins, currently at 11-3 against Q1 opponents this season.
- Kansas ranks in the top-10 nationally in field goal percentage defense (fourth at 37.5%), scoring margin (sixth at +14.4), scoring defense (seventh at 60.7) and field goal percentage (ninth at 48.9%).
- KU players lead the Big 12 in six stats: Azubuike (FG%, rebounding, double-doubles), Dotson (scoring, FTs made), and Garrett (assist-to-turnover ratio).
- Udoka Azubuike was named the Big 12 Player of the Week for the third time in 2019-20. He posted 23 pts., 19 rbs., and 3 blks., in KU's win at No. 1 Baylor.
- Azubuike is two points from scoring the 1,000th in his career. He will be the sixth Jayhawk to post 1,000 points, 600 rebounds and 150 blocks in a career.
- Sophomore Devon Dotson is one of only two players in NCAA DI averaging at least 18.0 ppg, 4.0 rpg, 4.0 apg and 2.0 spg this season. Dotson is at 18.2 ppg, 4.0 rpg, 4.2 apg and 2.1 spg.
- Junior Marcus Garrett has 21 steals in his last six games. Garrett leads the Big 12 in assist-to-turnover ratio with a 2.7:1 mark this season. He is also averaging a league-leading 5.3 assists in Big 12 play.
- Dotson and Azubuike are members of midseason watch lists for the Naismith Trophy, Wooden Award and Oscar Robertson Trophy, all awards given to the Player of the Year. Garrett is one of 15 on the Naismith Defensive Player of the Year list.

READ MORE ON ALL-AMERICA CANDIDATES AZUBUIKE AND DOTSON ON PGS. 50 & 51

SERIES AT A GLANCE (MORE ON PG. 46)

OVERALL	KANSAS LEADS, 117-59
in Lawrence (AFH)	KU leads, 63-12 (48-10)
Last Meeting	W, 65-50 @ OSU, 1/27/20

KANSAS		OSU
75.0	POINTS PER GAME	67.0
48.9	FG%	41.2
35.2	3FG%	30.9
66.3	FT%	73.2
38.6	REBOUNDS PER GAME	36.6
14.3	ASSISTS PER GAME	11.7
5.0	BLOCKS PER GAME	3.7
7.9	STEALS PER GAME	7.0
60.7	SCORING DEFENSE	65.9
37.5	FG% DEFENSE	40.0
29.9	3FG% DEFENSE	30.5
+6.2	REBOUND MARGIN	+1.0
1.1	AST-TO RATIO	1.1

LAST GAME STARTERS

1 DOTSON, SO • GUARD	0 GARRETT, JR • GUARD	30 AGBAJI, SO • GUARD	4 MOSS, SR • GUARD	35 AZUBUIKE, SR • CENTER
MIN 34.9	MIN 32.0	MIN 33.8	MIN 23.5	MIN 27.8
PPG 18.2	PPG 9.6	PPG 10.0	PPG 8.2	PPG 13.1
FG% 47.2	FG% 45.1	FG% 42.5	FG% 40.7	FG% 74.0
AST 4.2	AST 4.7	3FG% 34.2	3FG% 37.0	REB 10.1
REB 4.0	REB 4.5	REB 4.3	REB 2.0	BLK 2.6

COMMUNICATIONS

CHRIS THEISEN
Asst. AD for Comms.
e theisen@ku.edu
c 785.331.9356

BRAD GILBERT
Asst. Comms. Director
e brgilbert@ku.edu
c 785.424.4008

NUMERICAL ROSTER

NO.	NAME	POS.	HT.	WT.	YR.	EXP.	HOMETOWN / HIGH SCHOOL / PREVIOUS SCHOOL
0	Marcus Garrett	G	6-5	195	Jr.	2L	Dallas, Texas / Skyline HS
1	Devon Dotson	G	6-2	185	So.	1L	Charlotte, N.C. / Providence Day School
2	Christian Braun	G	6-6	205	Fr.	HS	Burlington, Kan. / Blue Valley Northwest HS
3	Dajuan Harris	G	6-1	160	Fr.	HS	Columbia, Mo. / Rock Bridge HS
4	Isaiah Moss	G	6-5	208	TR-Sr.	3L	Chicago, Ill. / Simeon Career Academy / Iowa
5	Elijah Elliott	G	6-3	185	RS-Fr.	RS	Southlake, Texas / Carroll Senior HS
10	Jalen Wilson	F	6-8	215	Fr.	HS	Denton, Texas / John H. Guyer HS
12	Chris Teahan	G	6-4	195	Jr.	2L	Leawood, Kan. / Rockhurst HS
13	Tristan Enaruna	G/F	6-8	200	Fr.	HS	Almere, Flevoland, Netherlands / Wasatch Academy [Utah]
20	Michael Jankovich	G	6-5	185	Fr.	HS	Dallas, Texas / Northfield Mount Hermon [Mass.]
22	Silvio De Sousa	F	6-9	250	Jr.	1L	Luanda, Angola / IMG Academy [Fla.]
30	Ochai Agbaji	G	6-5	210	So.	1L	Kansas City, Mo. / Oak Park HS
33	David McCormack	F	6-10	265	So.	1L	Norfolk, Va. / Oak Hill Academy
35	Udoka Azubuike	C	7-0	255	Sr.	3L	Delta, Nigeria / Potter's House Christian Academy [Fla.]
44	Mitch Lightfoot	F	6-8	225	Sr.	2L	Gilbert, Ariz. / Gilbert Christian HS

COACHING STAFF

NAME	POSITION // YEAR AT KU	ALMA MATER // YEAR
Bill Self	Head Coach // 17th	Oklahoma State // 1985
Kurtis Townsend	Assistant Coach // 16th	Western Kentucky // 1982
Norm Roberts	Assistant Coach // 9th	Queens College // 1987
Jerrance Howard	Assistant Coach // 7th	Illinois // 2004
Fred Quartlebaum	Dir. of Basketball Operations // 6th	Fordham // 1989
Brennan Bechard	Dir. of S-A Development // 9th	Kansas // 2009
Jeremy Case	Video Coordinator // 5th	Kansas // 2005
Perry Ellis	Video Coordinator // 1st	Kansas // 2016

PRONUNCIATIONS

OCHAI AGBAJI ..... OH-chie uh-BAH-gee
UDOKA AZUBUIKE ..... you-DOE-kuh az-uh-BOO-kuu
Christian BRAUN ..... BROWN
Silvio DE SOUSA ..... deh-SOE-suh
DEVON Dotson ..... DEH-vawn
Tristan ENARUNA ..... en-uh-ROO-nuh
Michael JANKOVICH ..... JANK-oh-vitch

RADIO/TV ROSTER

0 MARCUS GARRETT
Jr. · G · 6-5 · 195
Dallas, Texas

1 DEVON DOTSON
So. · G · 6-2 · 185
Charlotte, N.C.

2 CHRISTIAN BRAUN
Fr. · G · 6-6 · 205
Burlington, Kan.

3 DAJAUN HARRIS
Fr. · G · 6-1 · 160
Columbia, Mo.

4 ISAIAH MOSS
TR-Sr. · G · 6-5 · 208
Chicago, Ill.

5 ELIJAH ELLIOTT
RS-Fr. · G · 6-3 · 185
Southlake, Texas

10 JALEN WILSON
Fr. · F · 6-8 · 215
Denton, Texas

12 CHRIS TEAHAN
Jr. · G · 6-4 · 195
Leawood, Kan.

13 TRISTAN ENARUNA
Fr. · G/F · 6-8 · 200
Flevoland, Netherlands

20 MICHAEL JANKOVICH
Fr. · G · 6-5 · 185
Dallas, Texas

22 SILVIO DE SOUSA
Jr. · F · 6-9 · 245
Luanda, Angola

30 OCHAI AGBAJI
So. · G · 6-5 · 210
Kansas City, Mo.

33 DAVID McCORMACK
So. · F · 6-10 · 265
Norfolk, Va.

35 UDOKA AZUBUIKE
Sr. · C · 7-0 · 255
Delta, Nigeria

44 MITCH LIGHTFOOT
Sr · F · 6-8 · 225
Gilbert, Ariz.

BILL SELF
Head Coach
17th Season

KURTIS TOWNSEND
Assistant Coach
16th Season

NORM ROBERTS
Assistant Coach
Ninth Season

JERRANCE HOWARD
Assistant Coach
Seventh Season

OKLAHOMA STATE COWBOYS

NO.	NAME	POS.	HT.	WT.	YR.	HOMETOWN / PREVIOUS SCHOOL
0	Avery Anderson III	G	6-2	170	Fr.	Justin, Texas / Northwest HS
1	Jonathan Laurent	G/F	6-6	215	Gr.	Orlando, Fla. / Dr. Phillips HS / UMass
2	Chris Harris Jr.	G	6-3	200	Fr.	Dallas, Texas / South Garland HS
4	Thomas Dziagwa	G	6-4	190	Sr.	Temple Terrace, Fla. / Tampa Catholic HS
12	Cameron McGriff	F	6-7	230	Sr.	Grand Prairie, Texas / South Grand Prairie HS
13	Isaac Likekele	G	6-4	215	So.	Arlington, Texas / Timberview HS
14	Yor Anei	F	6-10	235	So.	Overland Park, Kan. / Lee's Summit West HS [Mo.]
20	Keylan Boone	G/F	6-8	200	Fr.	Tulsa, Okla. / Memorial HS
21	Lindy Waters III	G	6-6	215	Sr.	Norman, Okla. / Norman North HS
22	Kalib Boone	F	6-9	205	Fr.	Tulsa, Okla. / Memorial HS
31	Dee Mitchell	G	6-2	190	So.	Jefferson, Texas / Jefferson HS
33	Trey Reeves	F	6-4	220	Sr.	Gans, Okla. / Muldrow HS
35	Hidde Roessink	F	6-10	220	Fr.	Arnhem, The Netherlands / Rodenborch College
54	J.K. Hadlock	G	6-1	185	Sr.	Fairfax, Okla. / Glencoe HS

Head Coach: Mike Boynton | **Assistants:** Scott Sutton, Erik Pastrana, Cannen Cunningham

ABOUT KANSAS

No. 3/3 Kansas (24-3, 13-1 Big 12) returns home to face Oklahoma State (14-13, 4-10) on Feb. 24 on ESPN Big Monday. Kansas' 12-game winning streak is the third-longest nationally. Kansas is 13-1 at home this season, including 12-1 in Allen Fieldhouse. The Jayhawks have won their last six home contests. Additionally, Kansas has won its last eight road games, a streak which is tied for fourth nationally.

Kansas leads the Big 12 in scoring (75.0), scoring margin (+14.4), field goal percentage (48.9), field goal percentage defense (37.5) and rebounding defense (32.3). Kansas has held 15 opponents to 60 points or less this season, including 12 of its last 18 foes.

Sophomore guard Devon Dotson leads the Big 12 in scoring at 18.2 points per game. A three-time Big 12 Player of the Week (12/2, 12/16, 2/3) who is on every national player of the year watch list, Dotson leads Kansas with 55 steals and is second on the squad with 108 assists. After his 29 points against Iowa State (2/17), Dotson has eight 20-point games this season. He ranks among the Big 12 leaders in scoring, steals (second at 2.1), field goal percentage (third at 47.2), assists (sixth at 4.2) and assist-to-turnover ratio (fifth at 1.8).

BIG 12 SCORING LEADERS

	Player (School)	GMS	FG	3FG	FT	PTS	Pts/Gm
1.	**Devon Dotson (KU)**	**26**	**160**	**33**	**120**	**473**	**18.2**
2.	Jahmi'us Ramsey (TTU)	23	137	54	46	374	16.3
3.	Jared Butler (BU)	26	143	69	53	408	15.7
4.	Desmond Bane (TCU)	27	155	72	40	422	15.6
5.	Kristian Doolittle (OU)	25	141	27	76	385	15.4

Also on most every national player of the year watch list, senior center Udoka Azubuike leads the NCAA in field goal percentage at 74.0%. He is the only player in the Big 12 averaging a double-double with 13.2 ppg and 10.2 rpg after his 23 points and career-high 19 rebounds at No. 1 Baylor (2/22). He also leads the Big 12 in double-doubles with 12. Azubuike has been a force in Big 12 play as he is the only player in the NCAA averaging a double-double (12.9 ppg, 11.3 rpg) and 3+ blocks (3.2 bpg) in conference games this season.

2019-20 NCAA FIELD GOAL PERCENTAGE LEADERS (MIN. 5 MADE FGs PER GAME)

	Player (School)	GMS	FG	FGA	FG%
1.	**Udoka Azubuike (Kansas)**	**27**	**154**	**208**	**74.0**
2.	Shamarkus Kennedy (McNeese)	26	187	277	67.5
3.	Nick Richards (Kentucky)	27	147	224	65.6
4.	Paul Atkinson (Yale)	26	177	277	63.9
5.	Matt Wilson (Army)	27	195	306	63.7

Sophomore guard Ochai Agbaji is second on the team with 41 3-pointers made this season. He is 13th in the league in steals (1.4). Agbaji, who has two 20-point efforts in 2019-20, averages 10.0 points and 4.3 rebounds per game.

Named to the 2020 Midseason Naismith Award Defensive Player of the Year (1 of 15) list, junior guard Marcus Garrett has 21 steals in his last six games, including four versus Oklahoma (2/15), where he also posted career-highs in points (24) and 3-pointers (6). Garrett has stepped up his play in league action, averaging 10.2 points, 4.8 rebounds, 5.3 assists and 2.0 steals versus Big 12 foes. Overall, Garrett averages 9.6 ppg, 4.5 rpg, 4.7 apg and 1.9 steals. He leads the Big 12 in assist-to-turnover ratio at 2.7.

A graduate transfer from Iowa, senior guard Isaiah Moss has started the last three games, five for the season, and is coming off an 11-point performance at Baylor (2/22). He has nine rebounds in his last two games. Moss leads KU with 44 threes this season and averages 8.2 points per contest.

Other KU regulars include sophomore forward David McCormack, who averages 7.1 points and 4.2 rebounds per contest, freshman guard Christian Braun (5.1 ppg, 2.8 rpg) who is averaging 6.4 points and 3.4 rebounds in league play, and freshman guard/forward Tristan Enaruna (2.6 ppg, 2.4 rpg).

ABOUT OKLAHOMA STATE

Located in Stillwater, Oklahoma, with an enrollment of 25,295, Oklahoma State (14-13, 4-10 Big 12) has won three of its last four games after its 83-66 win against Oklahoma Feb. 22. The Cowboys are 4-6 in road games this season, including 1-6 in Big 12 road contests. OSU is coached by Mike Boyton who is 47-48 in his third season at OSU and third as a head coach.

Oklahoma State averages 67.0 points per game with a plus-1.2 scoring margin. The Cowboys pull down 36.6 rebounds per game and make 41.2 percent of their field goals. OSU makes 6.0 3-point field goals per contest and attempt 19.6 per game. OSU also averages 11.7 assists, 7.0 steals and 3.8 blocked shots per game.

Senior forward Cameron McGriff leads OSU in scoring at 11.4 points per game, which is 18th in the Big 12, and rebounding at 6.8 rpg, which is eighth in the conference. McGriff is averaging 13.4 points and 7.4 rebounds in league play. Senior guard Lindy Waters III is next in scoring at 10.8 points per game. He is second on the team with 35 3-pointers made, 61 assists and tied for second with 30 steals. Sophomore guard Isaac Likekele is next in scoring at 10.7 points per contest and he leads the team with 104 assists and 44 steals. Likekele is fourth in the Big 12 assists per game at 4.5 and fifth in steals at 1.9. Senior guard Thomas Dziagwa has made a team-high 62 3-pointers and he is fourth in the Big 12 in 3-point field goal percentage at 41.1 percent. He averages 8.8 points per game. Sophomore forward Yor Anei leads OSU in blocked shots with 50 and his 1.9 swats per game are fourth in the league. Anei averages 8.1 points and 4.7 rebounds per contest.

Other OSU regulars include graduate guard/forward Jonathan Laurent (5.2 ppg, 2.7 rpg), freshman guard Avery Anderson III (4.5 ppg, 2.4 rpg), freshman forward Kalib Boone (4.5 ppg, 3.0 rpg), freshman guard Chris Harris Jr. (3.4 ppg) and freshman guard/forward Keylan Boone (2.9 ppg, 2.4 rpg).

QUICK FACTS

GENERAL INFORMATION

Location . . . . . Lawrence, Kan.
Enrollment 28,510
Founded 1866
Nickname . . . . . Jayhawks
School Colors . . . . Crimson (Pantone 186) and Blue (Pantone 293)
Conference . . . . . Big 12
Chancellor . . . . . Douglas A. Girod
Athletics Director . . . . . Jeff Long
Deputy Athletics Director (MBB) . . . . . Sean Lester
Athletics Website . . . . . www.KUAthletics.com
Ticket Office Phone 1.800.34.HAWKS (42957)

HISTORY

Seasons of Basketball 122nd
First Season 1888-89
All-Time Record (Win %) . . . . . 2,298-862 (.727)
Conference Regular-Season Titles (last) 61 (2018)
Conference Postseason Tourn. Titles (last) 15 (2018)
NCAA Tournament Appearances (last) 48 (2019)
NCAA Tournament Record 108-47
Consecutive NCAA Appearances 30 (1990-pres.)
NCAA Final Four Appearances (last) 15 (2018)
NIT Appearances (last) 2 (1969)

ALLEN FIELDHOUSE

Year Opened (Seasons) . . . . . 1955 (65th season)
Capacity 16,300
Consecutive Sellouts . . . . . 304 games (Since 2001-02)
All-Time Record (Win %) . . . . . 800-114 (.875)
Record under Bill Self (Win %) . . . . . 262-14 (.949)

COACHING STAFF

Head Coach . . . . . Bill Self (Oklahoma State, '85)
Record at KU . . . . . 497-109 (17th season)
Overall Record . . . . . 704-214 (27th season)
Assistant Coach . . . . . Kurtis Townsend (W. Kentucky, '82)
16th season
Assistant Coach . . . . . Norm Roberts (Queens College, '87)
Ninth season
Assistant Coach . . . . . Jerrance Howard (Illinois, '04)
Seventh season

2018-19 REVIEW

Overall Record . . . . . 26-10 (.722)
Big 12 Record (Finish) 12-6 (3rd)
Home Record . . . . . 17-0 (16-0 in AFH)
Road Record 3-8
Neutral Record 6-2
Big 12 Championship . . . . . No. 3 Seed / Runner-Up
vs. ISU - L, 66-78
NCAA Tournament . . . . . No. 3 Seed / Second Round
vs. Auburn - L, 75-89
Associated Press Poll Ranking (final) 17
USA TODAY Coaches' Poll Ranking (final) 16

2019-20 TEAM INFORMATION

Letterwinners Returning / Lost . . . . . 8 / 6
Starters Returning / Lost . . . . . 3 / 2
Newcomers 6
Fr / So / Jr / Sr . . . . . 6 / 3 / 3 / 3

COMMUNICATIONS

Chris Theisen . . . . . Assistant AD Communications (MBB)
Phone 785.331.9356
Email . . . . . theisen@ku.edu
Brad Gilbert . . . . . Asst. Communications Director (MBB)
Phone 785.424.4008
Email . . . . . brgilbert@ku.edu
Mailing Address . . . . . Kansas Athletics Communications
1651 Naismith Drive, Parrott 1400
Lawrence, KS 66045-4069
Main Office Phone 785.864.3417
Twitter/Instagram . . . . . @KUHoops
Facebook . . . . . /KansasBasketball
Hashtags . . . . . #KUbball #RockChalk #PayHeed

MEDIA INFORMATION

Weekly Press Conference
Bill Self will conduct press conferences throughout the season. Media members should contact the communications office for accurate dates and times. Video of the press conference will stream live on *KUAthletics.com and ESPN+*. The remaining schedule is Feb. 27, March 5, 9, 15 (following the NCAA Tournament selection show).

Hawk Talk Radio Show
Hawk Talk, Bill Self's radio show, airs week during the season from 6-7 p.m. starting Oct. 29, on most Jayhawk Radio IMG Network stations. March 10 is the final show of the season. Hawk Talk will originate from the Johnny's Tavern West in Lawrence. The remaining schedule is Feb. 25; March 2, 9.

Credentials
Please apply at *www.sportssystems.com/kansas.*

JAYHAWK IMG RADIO NETWORK AFFILIATES

Abilene/Salina	KDJM-101.7 FM
Coffeyville	KGGF-104.1 FM
Concordia	KNCK-94.9 FM
Dodge City	KGNO-1370 AM
Emporia	KVOE-1400 AM
Fort Scott	KMDO-1400 AM
Fort Scott	KOMB-103.9 FM
Garden City	KBUF-1030 AM
Glen Elder	KZDY-96.3 FM
Goodland/Colby	KWGB-97.9 FM
Great Bend/Larned	KBGL-106.9 FM
Hays	KAYS-1400 AM
Hutchinson	KSKU-94.7 FM
Iola	KIOL-1370 AM
Kansas City	KCTE-1510 AM
Kansas City	KCTE-99.3 FM
Kansas City	WHB-810 AM
Lawrence (Flagship)	KLWN-1320 AM/101.7 FM
Lawrence (Flagship)	KKSW-105.9 FM
Liberal	KSCB-1270 AM
Marysville	KNDY-95.5 FM
Parsons	KLKC-1540 AM
Parsons	KLKC-93.5 FM
Phillipsburg	KKAN-1490 AM
Phillipsburg	KQMA-92.5 FM
Russell	KRSL-95.9 FM
Topeka	KMAJ-1440 AM
Topeka	KWIC 99.3 FM
Wellington	KLEY-100.3 FM
Wichita	KFH-1240 AM
Wichita	KFH-97.5 FM

ASSOCIATED PRESS (AP)

FEB. 24, 2020

RANK	SCHOOL (FIRST PLACE VOTES)	RECORD	POINTS
1	**KANSAS (62)**	**24-3**	**1,598**
2	**Baylor (2)**	**24-2**	**1,532**
3	Gonzaga	27-2	1,442
4	**Dayton**	**25-2**	**1,413**
5	San Diego State	26-1	1,287
6	Florida State	23-4	1,247
7	**Duke**	**23-4**	**1,186**
8	Kentucky	22-5	1,130
9	Maryland	22-5	1,124
10	Creighton	22-6	986
11	Louisville	23-5	966
12	**Villanova**	**21-6**	**928**
13	Seton Hall	20-7	842
14	Oregon	21-7	653
15	Auburn	23-4	643
16	Penn State	20-7	618
17	**BYU**	**23-7**	**598**
18	Iowa	19-8	489
19	Michigan	18-9	329
20	**West Virginia**	**19-8**	**313**
21	**Colorado**	**21-7**	**291**
22	**Texas Tech**	**18-9**	**226**
23	Ohio State	18-9	210
24	Michigan State	18-9	160
25	Houston	21-7	102

OTHERS RECEIVING VOTES: Arizona State 95, Illinois 82, Arizona 71, Butler 51, Virginia 50, Marquette 41, Stephen F. Austin 29, LSU 24, **East Tennessee State 13**, Utah State 9, Florida 8, Wisconsin 7, New Mexico State 2, Northern Iowa 2, Liberty 2, UCLA 1

USA TODAY (COACHES)

FEB. 24, 2020

RANK	SCHOOL (FIRST PLACE VOTES)	RECORD	POINTS
1	**KANSAS**	**24-3**	**798**
2	**Baylor**	**24-2**	**760**
3	**Dayton**	**25-2**	**723**
4	Gonzaga	27-2	704
5	San Diego State	26-1	631
6	Florida State	23-4	597
7	**Duke**	**23-4**	**579**
8	Maryland	22-5	553
9	Kentucky	22-5	543
10	Louisville	23-5	531
11	Creighton	22-6	462
12	**Villanova**	**21-6**	**449**
13	Seton Hall	20-7	423
14	Penn State	20-7	318
15	Auburn	23-4	316
16	Oregon	21-7	276
17	Iowa	19-8	264
18	**Brigham Young**	**23-7**	**240**
19	**West Virginia**	**19-8**	**194**
20	**Colorado**	**21-7**	**155**
21	**Texas Tech**	**18-9**	**153**
22	Michigan	18-9	139
23	Ohio State	18-9	132
24	Michigan State	18-9	118
24	Arizona	19-8	118

OTHERS RECEIVING VOTES: Houston 58, Butler 48, Arizona State 27, Illinois 25, Marquette 19, Virginia 13, LSU 12, St. Mary's 7, **East Tennessee State 6**, Wisconsin 3, Stephen F. Austin 3, Northern Iowa 31

WEEK-BY-WEEK RANKINGS

WEEK	AP	COACHES	NCAA NET
Preseason	3 (3)	3 (1)	-
Nov. 11	5	-	-
Nov. 18	4	5 (1)	-
Nov. 25	4	5	-
Dec. 2	2 (3)	3 (1)	-
Dec. 9	2 (2)	3	-
Dec. 16	1 (47)	1 (25)	2
Dec. 23	5	5	5
Dec. 30	3	3	2
Jan. 6	3	3	2
Jan. 13	6	7	5
Jan. 20	3 (1)	3	4
Jan. 27	3 (1)	3	4
Feb. 3	3 (1)	3	4
Feb. 10	3 (1)	3	4
Feb. 17	3 (1)	3	4
Feb. 24	1 (62)	1 (30)	1
March 2			
March 9			
March 16			
April 7			

( ) - First place votes in parenthesis

RANKINGS BREAKDOWN

	AP	COACHES
Weeks in Top 25	787 (302)	559 (315)
Weeks in Top 10	569 (227)	442 (239)
Weeks in Top 5	352 (146)	303 (157)
Weeks at No. 1	71 (31)	63 (32)
Most Consecutive Weeks in Top 25	217* (217*)	225* (225*)
Most Consecutive Weeks at No. 1	15 (9)	15 (9)
W-L vs Top 25	233-197 (102-52)	-
Home vs Top 25	92-48 (46-7)	-
Away vs Top 25	54-77 (25-22)	-
Neutral vs Top 25	87-72 (30-23)	-
W-L vs Top 10	101-109 (41-22)	-
Home vs Top 10	34-32 (14-3)	-
Away vs Top 10	22-36 (11-6)	-
Neutral vs Top 10	45-42 (16-13)	-

( ) - Bill Self era in parenthesis
* - Current Streak - longest active in the NCAA

2019-20 BIG 12 STANDINGS

	BIG 12					OVERALL					
Team	Record	Pct	Home	Away	Streak	Record	Pct	Home	Away	Neutral	Streak
Baylor	13-1	0.929	6-1	7-0	L1	24-2	0.923	12-1	8-0	4-1	L1
KANSAS	**13-1**	**0.929**	**6-1**	**7-0**	**W11**	**24-3**	**0.889**	**13-1**	**8-1**	**3-1**	**W12**
Texas Tech	9-5	0.643	6-1	3-4	W2	18-9	0.667	13-3	3-5	2-1	W2
West Virginia	7-7	0.500	6-1	1-6	L1	19-8	0.704	13-1	3-7	3-0	L1
Oklahoma	6-8	0.429	5-2	1-6	L3	16-11	0.593	11-2	2-8	3-1	L3
Texas	6-8	0.429	3-4	3-4	W2	16-11	0.593	10-5	4-5	2-1	W2
TCU	6-8	0.429	5-2	1-6	W1	15-12	0.556	13-3	1-7	1-2	W1
Oklahoma State	4-10	0.286	3-4	1-6	W1	14-13	0.519	8-6	4-6	2-1	W1
Iowa State	4-10	0.286	4-3	0-7	L2	11-16	0.407	10-5	0-9	1-2	L2
Kansas State	2-12	0.143	2-5	0-7	L7	9-18	0.333	8-7	1-8	0-3	L7

THE KANSAS-OKLAHOMA STATE SERIES

The Kansas-Oklahoma State series dates back to 1926 with KU holding a 117-59 all-time advantage. KU holds a 7-4 edge in the last 11 meetings. KU is 63-12 against OSU in meetings in Lawrence, including a 48-10 record in Allen Fieldhouse. Beginning in 1990, Kansas is 21-2 against Oklahoma State with the two OSU wins in 2013 and 2018.

Since the inception of the Big 12, Kansas is 28-12 versus OSU: 22-10 in regular-season play and 6-2 in the Big 12 Championship. KU head coach Bill Self is 21-13 all-time against his alma mater, including a 20-10 record at KU. OSU head coach Mike Boynton Jr., is 2-4 against Kansas.

Oklahoma State was the first and still the only team to sweep a conference home-and-home series against Kansas in the Self era, winning both regular-season contests in 2018. The Jayhawks have won four-straight against the Cowboys since those two losses.

KANSAS WIN WOULD...

Make Kansas 25-3 overall, giving it 25 wins for the 15th-straight season beginning in 2005-06 and extending its NCAA DI record ... Make Kansas 14-1 in Big 12 play, giving the Jayhawks 14 Big 12 wins for the 14th time since the league began in 1996-97 and the 10th time in the Bill Self era (since 2003-04) ... Make the Kansas-Oklahoma State series 118-59 in favor of KU, including 64-12 in meetings in Lawrence, 49-10 in Allen Fieldhouse ... Make Kansas 14-1 in home games this season, including 13-1 in Allen Fieldhouse ... Make KU 801-114 all-time in Allen Fieldhouse, including 263-14 under Self ... Improve Self to 498-109 while at Kansas, 705-214 for his career and 22-13 all-time against Oklahoma State, including 21-10 while at Kansas ... Make Kansas 2,299-862 all-time.

A KANSAS LOSS WOULD...

Make Kansas 24-4, ending its 12-game winning streak, its longest of the season ... Make Kansas 13-2 in Big 12 play ... Give Oklahoma State two wins in its last three trips to Allen Fieldhouse ... Make the Kansas-Oklahoma State series 117-60 in favor of KU, including 63-13 in Lawrence, 48-11 ... Make Kansas 13-2 in home games this season, including 12-2 in Allen Fieldhouse ... Give KU two losses in Allen Fieldhouse for the second time in the last three seasons (14-3 in 2017-18) and just the fourth time in the 17 seasons under Bill Self ... Make KU 800-115 all-time in Allen Fieldhouse, including 262-15 under Self ... Make Self 497-110 while at Kansas, 704-215 for his head coaching career, including 21-14 all-time against Oklahoma State, 20-11 while at KU ... Make Kansas 2,298-863 all-time.

BAYLOR LEFTOVERS

- Kansas improved to 9-16 all-time against AP No. 1 teams and 4-2 under Bill Self.
- This was the Jayhawks' first win over an AP No. 1 team since Nov. 15, 2016, when KU topped No. 1 Duke, 77-75, in the Champions Classic. It was also KU's first win over a No. 1 team in a true road game since March 8, 1958, when Kansas topped Kansas State, 61-44, in Manhattan, Kan.
- Kansas is now 21-4 in its last 25 outings against AP top-10 teams and 9-1 in its last 10 true road games against AP top-10 teams.
- The win gave Kansas its eighth-straight road win and made KU 8-1 in true road games this season and 12-2 in games not played in Allen Fieldhouse.
- KU's 42 points in the paint marked the 11th time this season the Jayhawks have scored 40 or more of its points in the lane. KU is 11-0 in those instances this season.
- Entering the day, Baylor had trailed only 9.7% of the time (74 of 760 minutes) in its previous 19 games. The Jayhawks led for 35:46 of the 40 minutes Saturday.
- Senior Udoka Azubuike tallied his 12th double-double of the season via a team-and-game-high 23 points, a new career-high 19 rebounds and three blocked shots in 36 minutes, also a career high. His 11-of-13 clip from the field (84.6%) marked the 11th time this season he has gone 80% or better from the field when he has notched five or more attempts.
- Azubuike's 19 rebounds marked the most by a Jayhawk in a game since Andrew Wiggins also pulled down 19 boards at Iowa State on Jan. 13, 2014.

BIG MONDAY REGULARS

Since the inception of the Big 12 in 1996-97, Kansas is 72-18 all-time on ESPN Big Monday (42-1 at home and 30-17 on the road), including 53-12 under head coach Bill Self (31-0 at home and 22-12 on the road). Additionally, KU has won 35-consecutive Big Monday games in Allen Fieldhouse. Overall, KU has won its last 17 ESPN Big Monday contests.

The Oklahoma State contest will be the fourth of four Big Monday contests the Jayhawks will play this season. KU topped Oklahoma State in Stillwater, 65-50, on Jan. 27, defeated Texas, 69-58, on Feb. 3, beat Iowa State, 91-71 on Feb. 17 in its first three Big Monday games this year.

KU ON ESPN'S BIG MONDAY (SINCE 2004)

SEASON	HOME	AWAY	TOTAL
2004	1-0	1-2	2-2
2005	1-0	0-2	1-2
2006	1-0	1-1	2-1
2007	1-0	3-0	4-0
2008	3-0	0-1	3-1
2009	1-0	2-1	3-1
2010	2-0	2-0	4-0
2011	2-0	1-1	3-1
2012	2-0	2-0	4-0
2013	2-0	2-0	4-0
2014	2-0	1-1	3-1
2015	2-0	0-2	2-2
2016	2-0	1-1	3-1
2017	2-0	2-0	4-0
2018	2-0	2-0	4-0
2019	3-0	1-0	4-0
2020	2-0	1-0	3-0
TOTAL	**31-0**	**22-12**	**53-12**

NCAA TOP-150

BIG 12 TOP-10

STATISTIC RANKINGS

(Through games played on Feb. 23, 2020)

	STAT	NCAA	BIG 12
W-L%	.889	6th	2nd
SCORING	75.0	77th	1st
SCORING DEFENSE	60.7	7th	2nd
SCORING MARGIN	+14.6	6th	1st
REBOUNDING	38.6	50th	2nd
REBOUNDING MARGIN	+6.2	24th	2nd
ASSISTS	14.3	87th	4th
ASSIST-TO RATIO	1.12	89th	4th
TURNOVER MARGIN	+0.6	148th	8th
STEALS	7.9	49th	5th
BLOCKED SHOTS	5.0	20th	1st
FG%	48.9	9th	1st
FG% DEFENSE	37.5	4th	1st
3FG MADE	6.6	-	8th
3FG%	35.2	83rd	2nd
3FG% DEFENSE	29.9	40th	2nd
FT%	66.3	-	7th

INDIVIDUAL (ALL GAMES)

SCORING			
Devon Dotson	18.2	72nd	1st
REBOUNDING			
Udoka Azubuike	10.1	26th	1st
FIELD GOAL PERCENTAGE (MIN. 5.0 FGM/G)			
Udoka Azubuike	74.0	1st	1st
Devon Dotson	47.2	125th	3rd
ASSISTS			
Marcus Garrett	4.7	70th	3rd
Devon Dotson	4.2	122nd	6th
FREE THROW PERCENTAGE (MIN. 2.5 FTM/G)			
Devon Dotson	81.1	134th	8th
STEALS			
Devon Dotson	2.1	25th	2nd
Marcus Garrett	1.9	43rd	4th
BLOCKED SHOTS			
Udoka Azubuike	2.6	15th	2nd
ASSIST-TO-TURNOVER RATIO			
Marcus Garrett	2.7	20th	1st
Devon Dotson	1.8	129th	5th
DOUBLE-DOUBLES			
Udoka Azubuike	12	29th	1st
MINUTES			
Devon Dotson	34.9	86th	3rd
Ochai Agbaji	33.7	-	5th

2019-20 ACCOLADES

TEAM
NCAA.com Team of the Week (2.17.20)
Maui Jim Maui Invitational Champion
Preseason No. 3 in *USA TODAY* Coaches Poll
Preseason No. 3 in Associated Press Poll
Preseason No. 1 in Big 12 Conference Coaches' Poll

UDOKA AZUBUIKE
NCAA.com Player of the Week (2.24.20)
Naismith Trophy Player of the Week (2.24.20)
3x Big 12 Player of the Week (1.27.20, 2.10.20, 2.24.20)
Kareem Abdul-Jabaar Award Finalist (1 of 10)
Oscar Robertson Trophy Midseason Watch List (1 of 12)
Naismith Trophy Midseason Watch List (1 of 30)
Senior CLASS Award Finalist (1 of 10)
Wooden Award Late Season Top-20 (2.3.20)
Sporting News Midseason All-America Third Team
Wooden Award Midseason Top-25 (1.8.20)
Oscar Robertson Player of the Year Watch List (12.5.19)
Maui Invitational Co-MVP & All-Tournament Team
Wooden Award Preseason Top 50
NABC Player of the Year Watch List (1 of 20)
Naismith Trophy Watch List (1 of 50)
Preseason Associated Press All-America Honrable Mention
Preseason All-Big 12
Preseason Big 12 Player of the Year

DEVON DOTSON
Oscar Robertson Trophy Midseason Watch List (1 of 12)
Naismith Trophy Midseason Watch List (1 of 30)
Wooden Award Late Season Top-20 (2.3.20)
Bob Cousy Award Finalist (1 of 10)
3x Big 12 Player of the Week (12.16.19, 12.2.19, 2.3.20)
Sporting News Midseason All-America Third Team
Wooden Award Midseason Top-25 (1.8.20)
Maui Invitational Co-MVP & All-Tournament Team
Wooden Award Preseason Top 50
NABC Player of the Year Watch List (1 of 20)
Preseason Associated Press All-America Honorable Mention
Preseason All-Big 12

MARCUS GARRETT
Naismith Trophy Defensive Player of the Year Midseason List (1 of 15)

ISAIAH MOSS
Big 12 Newcomer of the Week (1.20.20)

COACHES VS CANCER NABC

KANSAS COACH BILL SELF RAISING MONEY FOR PEDIATRIC CANCER RESEARCH
On Jan. 4, KU head coach Bill Self announced, in a partnership with Coaches vs. Cancer and the American Cancer Society (ACS), he will donate $2,000 for every KU home victory on behalf of the KU students throughout the 10 remaining home games this season. Self is 258-14 at Allen Fieldhouse throughout his 17 seasons at KU.

In addition to his donation, which is designated for pediatric cancer research, Self is issuing a challenge to businesses, corporations, individuals, and anyone else interested in donating, to match or beat his total donation at the end of the season. Those organizations and individuals that participate will be invited to a season-ending reception with Self and the KU staff for involvement with the effort. Those interested in matching Self's contribution should contact the American Cancer Society in Kansas City, Mo., at 816-218-7154 or lauren.gruber@cancer.org.

MORE FROM DOK'S DAY IN WACO
Udoka Azubuike's performance against the No. 1 Bears on Feb. 22 ranks as one of the best, not only in Kansas history, but also in recent NCAA history. The senior scored 23 points on an 11-of-13 clip from the field and pulled down a career-best 19 rebounds. Here are some notes that help put Dok's day in Waco into perspective:

- Azubuike became the first player since 1996-97 to post 20+ pts, 15+ rbs and 3+ blks against an AP No. 1 team.
- Azubuike is one of 10 players since 1996-97 to post those numbers against a team ranked inside the top-5 of the AP poll. He joined the likes of Tim Duncan, Emeka Okafor, Joakim Noah and Jayhawk greats Drew Gooden and Nick Collison to achieve the feat.
- Azubuike became the ONLY player since 1996-97 to post 20+ pts, 15+ rbs, 3+ blks AND shoot better than 70% from the field against any AP top-5 team.

AZUBUIKE APPROACHING 1,000 POINTS
Senior Udoka Azubuike is two points shy from scoring his 1,000th-career point, sitting at 998. Azubuike has averaged 12.0 ppg in his 83 outings as a Jayhawk. He will look to become the 62nd Jayhawk and the 17th player in the Bill Self era (since 2003-04) to hit the 1,000-point plateau. Kansas has had at least one player hit 1,000 points in 10 of the last 12 years, including each of the last five seasons.

Azubuike would become just the sixth person in program history to tally 1,000+ points, 600+ rebounds and 150+ blocks in a career. He would join Danny Manning, Nick Collison, Scot Pollard, Eric Chenowith and Cole Adrich as Jayhawks to post those numbers.

1,000 POINT SCORERS IN THE BILL SELF ERA

PLAYER (YEARS)	GAMES	POINTS	PPG
Sherron Collins (2007-10)	143	1,888	13.2
Frank Mason III (2014-17)	145	1,885	13.0
Keith Langford (2002-05)	136	1,812	13.3
Perry Ellis (2013-16)	144	1,798	12.5
Devonte' Graham (2015-18)	142	1,750	12.3
Wayne Simien (2002-05)	106	1,593	15.0
Tyshawn Taylor (2009-12)	146	1,580	10.8
Brandon Rush (2006-08)	109	1,477	13.6
Marcus Morris (2009-11)	109	1,371	12.6
Mario Chalmers (2006-08)	110	1,341	12.2
Wayne Selden Jr. (2014-16)	109	1,202	13.8
Aaron Miles (2002-05)	138	1,183	8.6
Svi Mykhailiuk (2015-18)	136	1,181	8.7
Lagerald Vick (2016-19)	117	1,100	9.4
Cole Aldrich (2008-10)	111	1,038	9.4
Thomas Robinson (2010-12)	105	1,026	9.8
Udoka Azubuike (2017-Pres.)	**83**	**998**	**12.0**

TOUGH AT HOME
Kansas is always tough at home as the 94.9 winning percentage (262-14) in Allen Fieldhouse under Bill Self indicates. KU is 13-1 in home games this season, including 12-1 in Allen Fieldhouse.

The Jayhawks' advantage in Allen Fieldhouse is no secret, having won as many Big 12 regular-season titles (14) as they have losses in their home venue since 2003-04. What's more impressive is KU's record in conference home games in what is arguably the toughest league in the nation every season. The Jayhawks are 134-9 (93.7%) in league games at Allen Fieldhouse since 2004, a mark that ranks second in the NCAA (Gonzaga, 94.7%) in that span.

BEST HOME WINNING % IN LEAGUE GAMES (SINCE 2003-04)

	Team	W	L	%
1.	Gonzaga	126	7	.947
2.	**KANSAS**	**134**	**9**	**.937**
3.	Belmont	137	18	.884
4.	Kentucky	125	17	.887
5.	South Dakota State	84	13	.866

KANSAS ASCENDS TO NO. 1 IN NATIONAL POLLS
After a five-week stay at No. 3 in the top-25 rankings, the Jayhawks' victory at No. 1 Baylor on Feb. 24 was enough to move them to the top of both the Associated Press and *USA TOODAY* Coaches' polls that were released Feb. 26. It marked the second time this season (Dec. 16) and the 31st week in the Bill Self era that Kansas has ascended to No. 1 in the polls .

The Jayhawks have been ranked in the top-10 in every poll in 2019-20, opening the season at No. 3 and falling to as low as No. 7 in the Coaches' poll.

The Jayhawks also found themselves among those ranked for the 217th-straight week. That streak ranks as the longest-active in NCAA DI and is 137 weeks clear of the next closest school.

MOST CONSECUTIVE WEEKS RANKED IN ASSOCIATED PRESS TOP-25 (ACTIVE)

TEAM	CONSECUTIVE WEEKS	STARTED
KANSAS	**216**	**2/2/2009**
Duke	79	2/15/2016
Gonzaga	74	11/2/2016

AZUBUIKE EARNS NATIONAL, BIG 12 PLAYER OF THE WEEK HONORS
Kansas senior Udoka Azubuike was named Player of the Week by numerous outlets, including the Big 12, Naismith Trophy and NCAA.com, following his impressive performance at No. 1 Baylor on Feb. 22. It marked the third league player of the week honor for Azubuike this season.

Azubuike averaged 18.0 points, 13.0 rebounds and shot 80% (16-for-21) in two Kansas victories last week. He had 13 points and seven rebounds in the home win against Iowa State. The senior center came up big in Kansas' 64-61 win at No. 1 Baylor Saturday scoring 23 points (11-of-13 from the field), pulling down a career-high 19 rebounds to go along with three blocks. It marked the first time in the Big 12 era that a NCAA DI player has tallied 20+ points, 15+ rebounds and 3+ blocks against an AP No. 1 team.

This was the sixth time this season a Jayhawk has been named Big 12 Player of the Week. Sophomore Devon Dotson has claimed the accolade three times (12/2, 12/16 and 2/3) while Azubuike has been the Big 12 Player of the Week three times as well (1/27, 2/10, 2/24). Additionally, KU senior guard Isaiah Moss was the Jan. 12 Big 12 Newcomer of the Week.

UP NEXT

SUNFLOWER SHOWDOWN

VS
KANSAS STATE
Saturday, Feb. 29, 2020
Manhattan, Kan.
Bramlage Coliseum (12,528)
CBS | 12:30 p.m. (CT)

The second round of the 2019-20 edition of the Dillons Sunflower Showdown awaits the Jayhawks on Feb. 29 when KU heads to Manhattan to take on the Kansas State Wildcats. Tipoff from Bramlage Coliseum is slated for 12:30 p.m. (CT) on CBS.

KU leads the all-time series with its in-state rival 198-94, which includes wins in 10 of the last 11 meetings. The Jayhawks hold a 78-48 edge in games played in Manhattan and a 26-5 mark inside Bramlage Coliseum.

THIS DAY IN KANSAS BASKETBALL HISTORY

FEBRUARY 24

Kansas is 22-13 all-time on February 24; 3-0 under head coach Bill Self

Feb. 24, 2002: Kansas defeated Nebraska, 88-87, en route to becoming the only team in league history to achieve a perfect 16-0 Big 12 record. The Jayhawks' victory over the Huskers in Lincoln did not come easy. KU's Keith Langford hit a 3-pointer with 33 seconds remaining in the come-from-behind victory. Kansas trailed by 12 points in the second half as Nebraska made 18 threes in the game. KU's Drew Gooden led all scorers with 26 points and 14 rebounds. Nick Collison and Aaron Miles added 14 points apiece. KU went on to advance to the 2002 Final Four in Atlanta.

KANSAS VS. TOP-25 TEAMS

With its 64-61 win at No. 1 Baylor (2/22), Kansas is 4-3 against top-25 teams ranked in the Associated Press poll this season. KU went 8-4 against top-25 teams in 2018-19. Under Bill Self, KU is 102-52 against AP-ranked opponents. In his first 16 seasons, Self's Jayhawks collected four wins or more over top-25 ranked foes in 13 of those seasons, which includes a 47-23 record from 2014-present.

KU's record against top-10 ranked opponents is even more impressive. KU is 19-7 against foes ranked inside the top-10 of the AP poll since 2013-14, including 1-2 in 2019-20, 2-1 in 2018-19 and 4-1 in 2017-18. Since Bill Self's first season, the Jayhawks are 13-4 against AP top-10 teams inside Allen Fieldhouse, which includes nine of its last 10 home victories against top-10 foes.

KU VS. AP TOP-25 TEAMS UNDER SELF

SEASON	RECORD	VS. TOP-10
2019-20	4-3	1-2
2018-19	8-4	2-1
2017-18	8-4	4-1
2016-17	6-3	5-1
2015-16	12-4	4-1
2014-15	10-6	0-1
2013-14	7-2	3-0
2012-13	5-2	2-1
2011-12	7-5	6-4
2010-11	5-1	1-1
2009-10	8-1	2-0
2008-09	3-3	1-2
2007-08	5-2	3-0
2006-07	5-2	2-2
2005-06	3-3	1-2
2004-05	4-2	3-1
2003-04	2-5	1-2
TOTAL	**102-52**	**41-22**

IT'S ALL DEFENSIVE

The Kansas defense has built a reputation as one of the stingiest in the nation. KU ranks among the top-50 nationally in most of the major defensive categories, including among the top-10 in scoring defense and field goal percentage defense. Below are some tidbits showing just how high this team's defensive prowess stacks up nationally AND historically:

- Kansas has held 15 of its 27 opponents to 60 or fewer points this season, a figure which ranks as the fifth-most in the NCAA behind Liberty (23), Virginia (19), San Diego State (17) and Sacramento State (17)
- Currently holding opponents to just 60.7 points per game, this team is on pace to rank among the elite KU defensive teams. It would mark just the fifth time since 1951 that the Jayhawks have posted a defensive scoring average to 61 points or lower and the first time since the 1966-67 team. The lowest scoring defense in the Bill Self era belonged to the 2005-06 squad, which limited opponents to 61.3 ppg.
- According to KenPom.com (which dates back to 2002) the Jayhawks are on pace to post the best defensive rating (83.7) in the 18-year history of the site. The 2018-19 Texas Tech team (84.1) is the top-rated defense in the KenPom era.
- The Jayhawks are limiting their opponents to 29.9% from beyond the 3-point arc. Only one other Kansas team has posted a sub-30% opponent 3-point percentage. Foes of the 2010-11 Jayhawks also hit just 29.8% of their 3-point tries.

HOW THE JAYHAWK DEFENSE STACKS UP

STAT	VALUE	NCAA RNK	BIG 12 RNK
Scoring Defense	60.7	7th	2nd
FG% Defense	37.4%	4th	1st
3FG% Defense	29.9%	40th	2nd
Steals	7.9	49th	5th
Blocks	5.0	20th	2nd
Defensive Rebounds	28.3	19th	1st
Fouls Committed	14.6	3th	2nd

LET'S KEEP TALKING DEFENSE

Kansas has held its last five and 18 of its 27 opponents this season to below 40% shooting. KU has also held 17 opponents to 30% or less from beyond the 3-point arc, including three of its last six foes. Additionally, the Jayhawks are forcing 13.4 turnovers and nabbing 7.9 steals per game.

The KU defense has stepped it up even more of late, forcing 13.6 turnovers in its last five outings. This after KU foes averaged just 8.3 giveaways in the Jayhawks' previous seven Big 12 outings.

In Bill Self's 16 seasons at KU, the Jayhawks have finished among the top-three Big 12 teams in field goal percentage defense 14 times and finished lower than fourth just once. Nationally, Self-coached Jayhawks have ranked eighth or higher nine times in FG% defense and have ranked in the top five eight times, including first in 2005-06 and 2012-13.

KU FG% DEF. UNDER BILL SELF

SEASON	FIELD GOAL PCT. DEF.	BIG 12 / NCAA RANK
2019-20	**37.5**	**1st / 4th**
2018-19	40.8	3rd / 31st
2017-18	42.6	6th / 96th
2016-17	42.0	2nd / 78th
2015-16	39.7	1st / 22nd
2014-15	39.6	3rd / 35th
2013-14	41.6	4th / 79th
2012-13	36.1	1st / 1st
2011-12	38.0	1st / 3rd
2010-11	39.4	3rd / 13th
2009-10	37.9	1st / 4th
2008-09	38.3	1st / 5th
2007-08	37.9	1st / 3rd
2006-07	37.6	2nd / 4th
2005-06	37.0	1st / 1st
2004-05	38.7	1st / 5th
2003-04	39.0	1st / 8th

NATIONAL CHAMPIONS

1922, 1923, 1952, 1988, 2008

BIG 12 CHAMPIONS

1997*, 1998*, 1999^, 2002, 2003, 2005, 2006*, 2007*, 2008*, 2009, 2010*, 2011*, 2012, 2013*, 2014, 2015, 2016*, 2017, 2018*

Regular season titles listed
** - Regular season & tournament champions*
^ - Tournament champions only

- Kansas has 2,298 all-time victories, second most in NCAA Division I history (Kentucky - 2,314).
- From the 2008-09 season to the present (11 seasons) Kansas has held 404 of its last 432 opponents under 50% shooting.
- KU has held opponents to fewer than 100 points in 619 of its last 621 games. The last team to score 100 on Kansas in a 40-minute game was Oklahoma (100-78) on Feb. 27, 1990.
- Kansas has been ranked in the Associated Press top-25 poll for 216-consecutive weeks. The next closest active streak is Duke at 79-straight weeks ranked. KU's current stretch began on Feb. 2, 2009.
- The Jayhawks have won 21 of their last 25 regular-season games against AP top-10 teams. Under Bill Self, KU is 41-22 against top-10 opponents, a figure that includes postseason play.
- KU has now won at least 12 league games for 20-straight years, which is the longest active streak in the nation.
- Kansas won its 1,100th all-time conference game with a 72-67 win against Oklahoma State (3/2/19). The Jayhawks won their 300th Big 12 game vs. Oklahoma (2/19/18).
- Each KU senior class since 1986-87 has won at least 100 games.
- Kansas has won 25 or more games in each of its last 14 seasons, an NCAA DI record.
- Kansas is the only team in the Big 12 to have a .500 winning percentage or better series record against every conference foe.
- KU is the only Big 12 school to have won a regular-season championship with two different coaches (Roy Williams and Bill Self).
- Kansas is first in the conference in wins with a 327-71 record in Big 12 regular-season games. Texas is next at 239-159. Including the league postseason championship, Kansas is tops at 373-84, while Texas is second at 265-182.
- Under Bill Self, Kansas is 134-9 (93.7%) in Big 12 home games: 8-0 in 2004, 7-1 in 2005, 7-1 in 2006, 7-1 in 2007, 8-0 in 2008, 8-0 in 2009, 8-0 in 2010, 7-1 in 2011, 9-0 in 2012, 8-1 in 2013, 9-0 in 2014, 9-0 in 2015, 9-0 in 2016, 8-1 in 2017, 7-2 in 2018, 9-0 in 2019 and 6-1 in 2020.
- Under Bill Self, Kansas has experienced only one regular-season conference sweep by a Big 12 opponent. In 116 regular-season Big 12 home-and-home series during the Self era, Kansas has 77 sweeps, 38 splits and has been swept once.

KU BY THE NUMBERS

14	Consecutive conference regular-season titles - 2005-06-07-08-09-10-11-12-13-14-15-16-17-18, a KU record and the longest in NCAA history.
15	30+ win seasons, which ties an NCAA record.
16	Streaks of 10 or more consecutive wins in the Bill Self era, including its current 12-game stretch.
18	Big 12 Conference regular-season championships for KU in the league's 23-year existence.
20	Undefeated home seasons at Allen Fieldhouse, including 2007-08, 2008-09, 2009-10, 2011-12, 2014-15, 2015-16 and 2018-19 under Bill Self.
20	Times a KU player or coach has been inducted into the Naismith Basketball Hall of Fame, which includes current head coach Bill Self.
23	Championships for Kansas in the Bill Self era - 14 Big 12 regular-season titles, eight Big 12 postseason championships and one NCAA.
23	Or more victories for Kansas in each of the past 30 seasons beginning in 1989-90.
26	Consecutive seasons Kansas has won 10 or more league games, starting in 1995 (57 times overall), which is the longest active streak in the nation.
30	Consecutive seasons KU has made the NCAA Tournament, the longest active streak in the nation and best all-time.
30	Consensus All-America First Team selections, the most of any NCAA Division I school.
31	Consecutive seasons Kansas has won 20 or more games, which includes 2019-20, the longest active streak in the NCAA, which began in 1989-90.
33	Consecutive seasons Kansas has led its conference in home attendance, beginning in 1986-87.
61	Conference regular-season championships, most in NCAA Division I.
130.4	Decibels reached inside of Allen Fieldhouse on Feb. 13, 2017, when the arena broke the Guinness Book of World Records mark for loudest crowd roar at an indoor sports event.
216	Consecutive weeks Kansas has been ranked inside the Associated Press top-25. The current streak began on Feb. 2, 2009.
304	Consecutive sellouts in Allen Fieldhouse, dating back to 2001-02.
497	Victories for Bill Self in his 17th season at Kansas. He was the fastest KU coach to reach 450 wins and is the second-winningest coach in KU history.
800	All-time Kansas victories inside Allen Fieldhouse. The historic building opened in 1955 and KU holds a 800-114 record in its home venue.
2,298	All-time Kansas men's basketball victories; second-most in NCAA Division I history.

2020 SIGNING CLASS UPDATE

TYON GRANT-FOSTER ★★★★

G | 6-7 | 190 | Kansas City, Kan. (Indian Hills CC [Iowa])
Rivals.com: #1 | 247Sports: #2

BILL SELF ON TYON-FOSTER:
"Tyon is very long and extremely skilled. He can play basically anywhere on the floor, one through four. He's good with the ball, has great vision and is a terrific athlete. His motor is always running."

GETHRO MUSCADIN ★★★★

F | 6-10 | 215 | Gonaives, Haiti (Aspire Academy [Ky.])
ESPN100: -- | Rivals.com: #131 | 247Sports: #191

BILL SELF ON MUSCADIN:
"This past summer Gethro showed everybody that he can shoot the basketball with range. He's a runner. He's a jumper. He's a shot blocker. We feel like he is a guy that could develop into one of the better big men in this class."

BRYCE THOMPSON ★★★★★

G | 6-5 | 175 | Tulsa, Okla. (Booker T. Washington HS)
ESPN100: #25 | Rivals.com: #19 | 247Sports: #19

BILL SELF ON THOMPSON:
"His development has really taken off the last couple years. He's a lead guard and scoring guard. We've had some of our best success with these type of combo guards. He's going to bring energy to our program and he's going to bring talent."

LATRELL JOSSELL ★★★

G | 5-11 | 155 | Keller, Texas (Keller Central HS)
ESPN100: -- | Rivals.com: -- | 247Sports: --

BILL SELF ON JOSSELL:
"He's very impressive. He's far better than his rating. He's extremely fast and can really shoot. He would challenge to be as good a shooter as anyone on our team right now."

KU CLAIMS WIN NO. 800 IN ALLEN FIELDHOUSE

Kansas won its 800th game inside Allen Fieldhouse with the 91-71 in against Iowa State on Feb. 17, 2020. This in just shy of 65 years playing games inside the historic venue. Kansas, which saw the program's first win come on March 1, 1955, in a 77-67 win over Kansas State, holds an overall record of 800-114 games played inside of Allen Fieldhouse, good for an 87.6 winning percentage.

The Jayhawks have tallied 262 of those 800 wins under current head coach Bill Self, who is the winningest KU coach in the venue. Ted Owens (206 wins from 1964-83) and Roy Williams (201 wins from 1988-2003) are the other two Jayhawk coaches who have collected 200 or more wins inside Allen Fieldhouse.

On Jan. 25, Allen Fieldhouse celebrated its 300th-consecutive sellout in the Jayhawks' 74-68 victory over Tennessee. The current sellout streak now stands at 304-straight games.

ALLEN FIELDHOUSE MILESTONE WINS

WIN #	DATE	OPPONENT	SCORE
1	3/1/1955	Kansas State	KU 77, KSU 67
100	12/7/1968	Loyola (Ill.)	KU 93, Loyola 61
200	2/15/1978	Iowa State	KU 80, ISU 70
300	2/11/1986	Missouri	KU 100, MU 66
400	12/20/1993	Furman	KU 101, Furman 60
500	2/10/2001	Oklahoma State	KU 77, OSU 61
600	1/14/2008	Oklahoma	KU 88, OU 55
700	1/29/2014	Iowa State	KU 92, ISU 81
800	2/17/2020	Iowa State	KU 91, ISU 71

MIDSEASON ACCOLADES ROLLING IN FOR DOK & DOT

The KU duo of senior Udoka Azubuike and Devon Dotson have collected a wide variety of postseason honors as the 2019-20 regular-season heads into its final weeks. Both Jayhawks have heard their names called on a variety of national midseason watch lists as the two have established themselves as two of the top players at their positions in the nation. Below are those watch lists in which Azubuike and Dotson find themselves:

BOTH:
- Oscar Robertson Trophy Midseason Watch List (2 of 12)
- Naismith Trophy Midseason Watch List (2 of 30)
- Wooden Award Late Season Top-20
- Sporting News Midseason All-America Third Team
- NABC Player of the Year Watch List (2 of 20)

AZUBUIKE:
- Kareem Abdul-Jabaar Center of the Year Award (1 of 10)
- Senior CLASS Award Finalist (1 of 10)

DOTSON:
- Bob Cousy Point Guard of the Year Award (1 of 10)

GARRETT A DEFENSIVE PLAYER OF THE YEAR CANDIDATE

Kansas junior Marcus Garrett is one of 15 men's basketball players named to the 2020 Midseason Naismith Trophy for Defensive Player of the Year list, the Atlanta Tipoff Club announced Jan. 22. The Atlanta Tipoff Club will announce the 10 semifinalists for the Naismith Men's Defensive Player of the Year on February 27, and then the four finalists on March 12. The award is voted on by a national panel of media with the final announcement being made on Sunday, April 5, at the Naismith Awards Brunch in Atlanta.

KU SLATE RANKS AS THE TOUGHEST IN THE NCAA

The NCAA Evaluation Tool ("NET") has shown that not only have the Jayhawks endured one of the strongest schedules in the nation, but have tallied some of the more impressive wins among the 353 teams in Division I. Through games as of Feb. 23, KU ranks first in NET, strength of schedule and average NET ranking at 66.

The Jayhawks have collected some impressive wins during the early-season schedule, claiming 11 wins against teams in "Quadrant 1" (Home 1-30, Neutral 1-50, Away 1-75). Through games as of Feb. 23, KU is the only team in the nation with 11 Quad 1 wins. Kansas is 7-0 versus Quadrant 2 and its combined 18-3 Q1-Q2 record is more than any other school.

TOP-5 STRENGTH OF SCHEDULE RANKINGS

SOS	TEAM	AVG OPP. NET (RNK)	QUAD 1 RECORD
1	KANSAS	66 (1st)	11-3
2	West Virginia	77 (2nd)	5-6
3	Oregon	85 (11th)	7-5
4	Villanova	84 (6th)	8-6
5	Arizona	96 (31st)	3-6

OTHER KANSAS NOTABLES

- Kansas leads the Big 12 in scoring (75.0), scoring margin (+14.4), field goal percentage (48.9), field goal percentage defense (37.5) and rebound defense (32.3). The Jayhawks rank in the upper half of 17 conference stats.
- KU is also the only Big 12 school with two players ranked in the top six in assists with Marcus Garrett third (4.7) and Devon Dotson sixth (4.2). Additionally, KU is one of two league schools with three players ranked in the top 13 in steals - Dotson second (2.1), Garrett third (1.9) and Ochai Agbaji 13th (1.4).
- Kansas has had seven different players score 20 or more points in a game this season. Devon Dotson, Isaiah Moss, Udoka Azubuike, Ochai Agbaji, David McCormack, Christian Braun and Marcus Garrett have posted 20 or more points in a game this season. Dotson (8), Azubuike (4), Moss (2) and Agbaji (2) have all hit the 20-point plateau in multiple games.
- Of Azubuike's 154 field goals this season, 90 have come by way of a dunk. For his career, Azubuike has tallied 442 field goals, 261 of which have come by way of a slam which is 59.0%.
- Sophomore guard Devon Dotson not only leads the Big 12 in scoring at 18.2 ppg, he also leads the conference in free throws made (120).

TRACKING DOK'S DUNKS

SEASON	KU RECORD WHEN DOK PLAYS	DUNKS	TOTAL FGS	DUNKS/ FMG PCT.
2016-17	10-1	14	22	63.6%
2017-18	28-8	120	211	56.9%
2018-19	9-0	37	55	67.3%
2019-20	24-3	90	154	58.4%
TOTAL	**71-12**	**261**	**442**	**59.0%**

DOK DOWNING RECORDS

Senior Udoka Azubuike leads the nation in field goal percentage at 74.0% through 27 games. A dunking machine, Azubuike is vying to earn the honor for the second time in his career. In 2017-18, Azubuike ended first in NCAA Division I in field goal percentage at 77.0% and he was the only player shooting 70% or better with a minimum of five shots made per game.

In 2017-18, Azubuike crushed the Big 12 single-season record of 69.3%, set by Ricardo Ratliffe of Missouri in 2011-12, and the KU season mark of 64.6% set by Mark Randall in 1988-89. In fact, Azubuike's 77.0% ranks second all-time behind Devontae Cacok of UNC-Wilmington, who set the NCAA record in 2016-17 at 80.0%.

ALL-TIME NCAA FIELD GOAL PERCENTAGE LEADERS (MIN. 400 MADE FIELD GOALS)

	Player (School)	GMS	FG	FGA	FG%
1.	**Udoka Azubuike (Kansas)**	**83**	**442**	**595**	**74.3**
2.	Tacko Fall (UCF, 2016-19)	115	497	672	74.0
3.	Steve Johnson (Oregon St., 1977-81)	116	828	1,222	67.8
4.	Michael Bradley (Kent/Nova, 1998-01)	100	441	651	67.7
5.	Murray Brown (Florida St., 1976-80)	106	566	847	66.8

WHAT ELSE TO LOOK FOR IN 2019-20

- Kansas ranks second all-time in wins with 2,298. The Jayhawks are two victories from No. 2,300.
- KU head coach Bill Self has a 497-109 record in his 17th season at Kansas. He is three wins shy of 500 while at KU. Hitting the milestone would make him just the second of KU's eight all-time head coaches to win 500 games with the school. Phog Allen is the school's all-time wins leader, tallying 590 victories in his 39 seasons in Lawrence.
- Devon Dotson is looking to become the fifth Jayhawk to lead the Big 12 in scoring in a season. Dotson would join Drew Gooden (19.8 in 2002), Wayne Simien (20.3 in 2005), Frank Mason III (20.9 in 2017) and Dedric Lawson (19.4 in 2019) as the league's top scorer.
- The Jayhawks have held 15 opponents to 60 points or less this season. During the shot clock era (since 1985), the program record for opponents held to 60 or fewer points in a season is 22, achieved by the 2007-08 Jayhawks.
- Senior Udoka Azubuike has 998 career points and is two points shy from becoming the 62nd Jayhawk to score 1,000 career points. Azubuike has 635 career rebounds and became the 32nd Jayhawk to pull down 600 or more rebounds and the first since Landen Lucas who had 702 from 2014-17.

AROUND THE BIG 12

THIS WEEK'S SCHEDULE/RESULTS

Monday, February 24
West Virginia at Texas, 6 P.M. (ESPNU)
Oklahoma State at Kansas, 8 P.M. (ESPN)

Tuesday, February 25
TCU at Iowa State (ESPNU)
Kansas State at Baylor, 7 P.M. (Big 12 Now on ESPN+)
Texas Tech at Oklahoma, 8:00 P.M. (ESPN2)

Saturday, February 29
Texas at Texas Tech, 11 A.M. (ESPN/2)
Kansas at Kansas State, 12:30 P.M. (CBS)
Baylor at TCU, 1 P.M. (ESPN/2/U)
Oklahoma at West Virginia, 3 P.M. (ESPN2)
Iowa State at Oklahoma State, 3 P.M. (ESPNU)

BIG 12 NEWS & NOTES

- ESPN's College GameDay originated from a Big 12 campus for the second time this season when it traveled to Waco for the matchup between No. 1 Baylor and No. 3 Kansas on Feb. 22. In Jan. 25, the show was at Kansas when the Jayhawks hosted Tennessee as part of the Big 12/SEC Challenge.
- Baylor is the first school since Michigan State in 2015-16 to host the College GameDay program for both football and basketball in the same academic year as the football version was onsite for the Bears' game against Oklahoma on November 16.
- Baylor set the Big 12 record for longest win streak with 23-consecutive. The streak began on November 15, 2019. The 1996-97 Kansas program previously held the mark with 22-consecutive. The Bears' 13-0 start in conference games tied for second with the 2009-10 KU team. Kansas holds the top spot at 16-0 in 2001-02.
- The Big 12 has three of the nation's top 15 teams in the NCAA "NET" ratings with No. 1 Kansas, No. 2 Baylor and No. 15 West Virginia.
- The Big 12 has the top three defensive teams and four of the best 10 according to KenPom.com - 1. West Virginia, 2. Kansas, 3. Baylor and 10. Texas Tech. No other league has more than two teams in the top 10.
- Feb. 17 marked the fifth straight week and sixth time in program history, Baylor is the No. 1-ranked team in the AP Poll. Prior to January 20, the Bears last held the top spot on January 9, 2017. No. 3 Kansas also held steady to give the Big 12 two of the top three teams. West Virginia came in at No. 17.

BIG 12 LEADERS IN CONFERENCE PLAY

TEAM

STAT	SCHOOL	##
Scoring	Texas Tech	71.6
Scoring Defense	Baylor	56.8
Scoring Margin	**Kansas**	**+11.2**
Assists	Texas Tech	14.6
Assist-TO Ratio	Baylor	1.11
Rebounds	West Virginia	39.1
Rebound Margin	West Virginia	+8.1
Turnover Margin	Baylor	+2.5
Steals	Texas Tech	8.6
Blocks	**Kansas**	**5.6**
FG%	Texas Tech	47.5
FG% Defense	**Kansas**	**36.8**
3FG Made	Texas Tech	8.0
3FG%	Texas Tech	39.9
3FG% Defense	Texas Tech	26.5
Free Throw %	Oklahoma	75.6

INDIVIDUAL

STAT	PLAYER (SCHOOL)	##
Points	**Devon Dotson (KU)**	**17.4**
Field Goal %	**Udoka Azubuike (KU)**	**68.8**
Rebounds	**Udoka Azubuike (KU)**	**11.3**
Assists	**Marcus Garrett (KU)**	**5.3**
Blocks	**Udoka Azubuike (KU)**	**3.2**
Assist-TO Ratio	**Marcus Garrett (KU)**	**2.5**
Steals	**Marcus Garrett (KU) Devon Dotson (KU)**	**2.0**
3-Pointers	Desmond Bane (TCU)	2.9
3-Point %	Jahmi'us Ramsey (TTU)	44.9
Free Throw %	Davide Moretti (TTU)	84.4
Minutes	Davide Moretti (TTU)	35.3

JAYHAWKS IN THE NBA



CHEICK DIALLO

6-8 | 219 | FORWARD | PHOENIX SUNS | KU FROM 2015-16

PPG	APG	RPG	FG%
4.9	0.5	2.9	66.4

	GP	MIN	FG%	3P%	FT%	REB	AST	BLK	STL	PF	TO	PTS
2019-20	39	10.8	66.4	50.0	85.7	2.9	0.5	0.3	0.3	1.3	0.7	4.9
CAREER	172	12.2	60.0	33.3	76.7	4.2	0.4	0.4	0.3	1.5	0.6	5.4
LAST 10 GM	9	16.8	69.0	0.0	90.0	4.4	0.7	0.7	0.3	2.4	1.2	7.4

JOEL EMBIID

7-0 | 280 | CENTER | PHILADELPHIA 76ERS | KU FROM 2013-14

PPG	APG	RPG	FG%
23.1	3.2	12.0	46.2

	GP	MIN	FG%	3P%	FT%	REB	AST	BLK	STL	PF	TO	PTS
2019-20	41	30.7	46.2	34.2	81.5	12.0	3.2	1.4	0.8	3.5	3.1	23.1
CAREER	199	30.7	47.7	32.1	79.4	11.5	3.2	1.8	0.7	3.4	3.5	24.0
LAST 10 GM	10	29.5	42.9	40.5	75.8	11.0	2.9	1.4	0.9	3.5	3.3	22.4

DEVONTE' GRAHAM

6-1 | 195 | GUARD | CHARLOTTE HORNETS | KU FROM 2015-18

PPG	APG	RPG	FG%
17.6	7.7	3.6	37.3

	GP	MIN	FG%	3P%	FT%	REB	AST	BLK	STL	PF	TO	PTS
2019-20	56	35.0	37.3	36.8	81.5	3.6	7.7	0.3	0.9	1.9	2.9	17.6
CAREER	102	25.9	36.7	35.2	80.5	2.6	5.4	0.2	0.7	1.5	1.9	11.8
LAST 10 GM	10	34.3	34.6	26.8	70.8	2.8	8.0	0.2	1.3	1.5	2.6	12.9

JOSH JACKSON

6-8 | 207 | FORWARD | MEMPHIS GRIZZLIES | KU FROM 2016-17

PPG	APG	RPG	FG%
8.1	1.1	3.9	45.8

	GP	MIN	FG%	3P%	FT%	REB	AST	BLK	STL	PF	TO	PTS
2019-20	9	18.2	45.8	25.0	72.2	3.9	1.1	0.2	0.8	1.9	1.4	8.1
CAREER	165	24.9	41.6	29.2	65.3	4.4	1.9	0.6	1.0	2.7	2.0	12.1
LAST 10 GM	9	18.3	45.8	25.0	72.2	3.9	1.1	0.2	0.8	1.9	1.4	8.1



BEN McLEMORE

6-3 | 195 | GUARD | HOUSTON ROCKETS | KU FROM 2012-13

PPG	APG	RPG	FG%
10.2	0.9	2.2	44.4

	GP	MIN	FG%	3P%	FT%	REB	AST	BLK	STL	PF	TO	PTS
2019-20	56	23.4	44.4	39.2	75.9	2.2	0.9	0.2	0.6	2.0	0.8	10.2
CAREER	424	23.7	42.0	36.2	78.0	2.4	1.1	0.2	0.7	2.2	1.2	9.0
LAST 10 GM	10	21.8	54.1	49.2	72.7	1.8	0.8	0.2	0.5	1.4	0.2	11.7

MARCUS MORRIS

6-8 | 218 | FORWARD | LOS ANGELES CLIPPERS | KU FROM 2009-11

PPG	APG	RPG	FG%
18.7	1.4	5.4	42.9

	GP	MIN	FG%	3P%	FT%	REB	AST	BLK	STL	PF	TO	PTS
2019-20	47	32.3	44.0	42.9	82.3	5.4	1.4	0.4	0.8	3.0	1.7	18.7
CAREER	592	27.0	43.2	36.8	75.8	4.7	1.5	0.3	0.7	2.2	1.2	12.1
LAST 10 GM	4	32.8	41.5	27.8	0.0	4.8	1.5	1.0	0.8	3.0	2.3	9.8

MARKIEFF MORRIS

6-8 | 245 | FORWARD | LOS ANGELES LAKERS | KU FROM 2009-11

PPG	APG	RPG	FG%
11.0	1.6	3.9	45.0

	GP	MIN	FG%	3P%	FT%	REB	AST	BLK	STL	PF	TO	PTS
2019-20	44	22.5	45.0	39.7	77.2	3.9	1.6	0.3	0.6	2.4	1.6	11.0
CAREER	623	25.7	44.9	34.5	77.8	5.4	1.7	0.6	0.9	2.9	1.6	11.6
LAST 10 GM	4	23.3	50.0	41.2	70.0	4.5	2.0	0.8	0.0	2.5	1.8	12.0

JAYHAWKS IN THE NBA

SVI MYKHAILIUK

6-7 | 205 | GUARD | DETROIT PISTONS | KU FROM 2015-18

PPG	APG	RPG	FG%
8.8	1.6	1.7	42.8

	GP	MIN	FG%	3P%	FT%	REB	AST	BLK	STL	PF	TO	PTS
2019-20	49	22.1	42.8	41.5	86.0	1.7	1.6	0.1	0.6	1.5	1.0	8.8
CAREER	91	16.7	39.8	39.0	79.2	1.3	1.3	0.1	0.5	1.1	0.8	6.2
LAST 10 GM	5	24.6	40.0	32.0	83.3	2.8	2.0	0.0	0.8	1.6	1.4	9.2

KELLY OUBRE

6-7 | 203 | FORWARD | PHOENIX SUNS | KU FROM 2014-15

PPG	APG	RPG	FG%
18.7	1.5	6.5	45.0

	GP	MIN	FG%	3P%	FT%	REB	AST	BLK	STL	PF	TO	PTS
2019-20	55	34.5	45.0	35.2	78.1	6.5	1.5	0.7	1.3	3.4	1.5	18.7
CAREER	347	24.0	43.1	32.9	77.9	4.1	0.9	0.5	0.9	2.6	1.0	10.9
LAST 10 GM	10	36.3	43.7	39.7	76.3	6.4	1.2	0.4	0.8	3.3	0.9	20.2

ANDREW WIGGINS

6-7 | 197 | FORWARD | GOLDEN STATE WARRIORS | KU FROM 2013-14

PPG	APG	RPG	FG%
22.1	3.6	5.1	44.8

	GP	MIN	FG%	3P%	FT%	REB	AST	BLK	STL	PF	TO	PTS
2019-20	47	34.4	44.8	34.2	71.7	5.1	3.6	1.0	0.8	2.4	2.5	22.1
CAREER	447	35.8	44.1	33.4	73.4	4.3	2.3	0.6	1.0	2.2	2.1	19.7
LAST 10 GM	5	32.4	49.3	47.8	69.6	4.2	3.2	1.8	1.8	2.2	2.0	19.8

JAYHAWKS IN THE G LEAGUE

DEDRIC LAWSON

6-10 | 240 | FORWARD | AUSTIN SPURS | KU FROM 2017-19

PPG	APG	RPG	FG%
12.7	1.6	8.1	52.5

	GP	MIN	FG%	3P%	FT%	REB	AST	BLK	STL	PF	TO	PTS
2019-20	35	25.2	52.5	32.3	78.8	8.1	1.6	1.0	0.9	1.9	1.0	12.7
NBA CAREER	-	-	-	-	-	-	-	-	-	-	-	-

MALIK NEWMAN

6-3 | 190 | GUARD | CANTON CHARGE | KU FROM 2018-19

PPG	APG	RPG	FG%
17.4	4.5	3.6	43.4

	GP	MIN	FG%	3P%	FT%	REB	AST	BLK	STL	PF	TO	PTS
2019-20	35	31.4	43.4	34.1	79.4	3.6	4.5	0.0	0.7	2.0	2.3	17.4
NBA CAREER	1	4.0	.000	.000	1.000	0.0	0.0	0.0	0.0	0.0	0.0	2.0

FRANK MASON

5-11 | 190 | GUARD | WISCONSIN HERD | KU FROM 2014-17

PPG	APG	RPG	FG%
25.7	5.0	3.5	50.3

	GP	MIN	FG%	3P%	FT%	REB	AST	BLK	STL	PF	TO	PTS
2019-20	20	31.5	50.3	44.1	81.1	3.5	5.0	0.2	1.0	1.4	2.8	25.7
NBA CAREER	94	15.3	38.8	29.9	76.7	1.9	2.5	0.1	0.5	1.1	1.1	6.5

WAYNE SELDEN

6-4 | 232 | GUARD | SOUTH BAY LAKERS | KU FROM 2014-17

PPG	APG	RPG	FG%
16.0	2.4	3.7	41.7

	GP	MIN	FG%	3P%	FT%	REB	AST	BLK	STL	PF	TO	PTS
2019-20	9	26.2	41.7	31.0	68.2	3.7	2.4	0.3	0.9	1.9	2.4	16.0
NBA CAREER	124	19.1	41.6	34.3	72.3	2.0	1.5	0.2	0.5	1.7	1.2	7.3

BILL SELF

HEAD COACH

Oklahoma State '85
17th Season at Kansas
27th Season Overall
Family: Cindy (wife), Lauren (daughter), Tyler (son), Ella and Phoebe (granddaughters)

NATIONAL CHAMPION
2008

CONFERENCE CHAMPION
18 REGULAR SEASON TITLES
9 TOURNEY TITLES

HALL OF FAME
CLASS OF 2017 INDUCTEE

CAREER RECORD // YEAR-BY-YEAR

YEAR	OVERALL W-L	/ %	CONF. W-L	/ %	NOTE
ORAL ROBERTS (1993-97)					
1993-94	6-21	.222	-	-	None
1994-95	10-17	.370	-	-	None
1995-96	18-9	.667	-	-	None
1996-97	21-7	.750	-	-	NIT
TULSA (1997-2000)					
1997-98	19-12	.613	9-5	.643	3rd WAC
1998-99	23-10	.697	9-5	.643	t-1st WAC / NCAA Rnd of 32
1999-00	32-5	.865	12-2	.857	1st WAC / NCAA Elite Eight
ILLINOIS (2000-03)					
2000-01	27-8	.771	13-3	.813	t-1st Big Ten / NCAA Elite Eight
2001-02	26-9	.743	11-5	.688	t-1st Big Ten / NCAA Sweet 16
2002-03	25-7	.781	11-5	.688	* 2nd Big Ten / NCAA Rnd of 32
KANSAS (2003-present)					
2003-04	24-9	.727	12-4	.750	2nd Big 12 / NCAA Elite Eight
2004-05	23-7	.767	12-4	.750	t-1st Big 12 / NCAA Rnd of 64
2005-06	25-8	.758	13-3	.813	* t-1st Big 12 / NCAA Rnd of 64
2006-07	33-5	.868	14-2	.875	* 1st Big 12 / NCAA Elite Eight
2007-08	37-3	.925	13-3	.813	* t-1st Big 12 / NCAA Champions
2008-09	27-8	.771	14-2	.875	1st Big 12 / NCAA Sweet 16
2009-10	33-3	.917	15-1	.938	* 1st Big 12 / NCAA Rnd of 32
2010-11	35-3	.921	14-2	.875	* 1st Big 12 / NCAA Elite Eight
2011-12	32-7	.821	16-2	.889	1st Big 12 / NCAA Runner-Up
2012-13	31-6	.838	14-4	.778	* t-1st Big 12 / NCAA Sweet 16
2013-14	25-10	.714	14-4	.778	1st Big 12 / NCAA Rnd of 32
2014-15	27-9	.750	13-5	.722	1st Big 12 / NCAA Rnd of 32
2015-16	33-5	.868	15-3	.833	* 1st Big 12 / NCAA Elite Eight
2016-17	31-5	.861	16-2	.889	1st Big 12 / NCAA Elite Eight
2017-18	31-8	.795	13-5	.722	* 1st Big 12 / NCAA Final Four
2018-19	26-10	.722	12-6	.667	3rd Big 12 / NCAA Rnd of 32
2019-20	24-3	.889	13-1	.929	
TOTAL	**704-214**	**.767**	**298-78**	**.793**	
KANSAS	**497-109**	**.820**	**232-53**	**.814**	**22 Big 12 titles (14 reg. season, 8 tourney)**
ILLINOIS	78-24	.765	35-13	.729	Three Big Ten titles (2 reg. season, 1 tourney)
TULSA	74-27	.733	30-12	.714	Two WAC titles / 4-2 NCAA tourney record
ORU	55-54	.505	-	-	

** - won conference tournament*
Note - Oral Roberts was independent during Self's tenure, so all games played at ORU were nonconference.

KANSAS RECORD // HOME-ROAD-NEUTRAL

	W	L	%
HOME (AFH) AT KU	262	14	.949
HOME (SPRINT CENTER) AT KU *	9	3	.750
ROAD AT KU	117	56	.676
NEUTRAL AT KU	109	36	.752
TOTAL	**497**	**109**	**.820**

** Since 2007-08, regular-season games played at Sprint Center on the KU season-ticket package are considered home games.*

In Conference Tournament (at Kansas) 41-13 (32-8)
In NCAA Tournament (at Kansas) 48-20 (38-15)
In Postseason Play (at Kansas) 89-33 (70-23)
In Overtime (at Kansas) 30-13 (23-9)

TROPHY CASE

- **NCAA Championship title** (2008)
- **NCAA Final Four** (2008, 2012, 2018)
- **18 Regular Season Conference Titles**: 2 at Tulsa (1999, 2000); 2 at Illinois (2001, 2002); 14 at Kansas (2005, 2006, 2007, 2008, 2009, 2010, 2011, 2012, 2013, 2014, 2015, 2016, 2017, 2018)
- **9 Conference Tournament Titles**: 1 at Illinois (2003); 8 at Kansas (2006, 2007, 2008, 2010, 2011, 2013, 2016, 2018)

CAREER HONORS

- **Naismith Memorial Basketball Hall of Fame**
  Class of 2017 inductee
- **National Coach of the Year** - 2000 (*Sporting News*; Wooden), 2009 (Yahoo! Sports; *Sporting News*; Athlon Sports; CBSSports.com; USBWA; AP; CBS/Chevrolet; ESPN.com), 2012 (*Sporting News*; Adolph Rupp; Naismith), 2016 (AP, Bleacher Report, *USA Today*)
- **Conference Coach of the Year** - 2000 (WAC), 2006 (Big 12), 2009 (Big 12), 2011 (Big 12), 2012 (co-Big 12), 2015 (Big 12 by AP), 2016 (Big 12 by AP), 2017 (Big 12), 2018 (co-Big 12 and AP)
- **Wooden Award "Legends of Coaching"** - 2013
- **Oklahoma Sports Hall of Fame** - 2013 induction
- **Wayman Tisdale Humanitarian Award** (USBWA) - 2014
- **Mannie Jackson – Basketball's Human Spirit Award** (Naismith Hall of Fame) - 2015
- **Winged Foot Award** (for national champion coach) – 2008
- **Naismith Coach of the Year Finalist** (Atlanta Tipoff Club) – 2000, 2001, 2002, 2003, 2009, 2012, 2017

NOTES

- Bill Self was named the eighth coach in Kansas basketball history on April 21, 2003.
- In September 2017, Self was inducted into the Naismith Memorial Basketball Hall of Fame in Springfield, Massachusetts.
- Self won his 700th career game on Feb. 8, 2020, with KU's 60-46 win at TCU. He became the 31st coach in NCAA Division I to accomplish the feat, the second youngest and the sixth fastest.
- While at Kansas, Self has won a national championship, a KU- and NCAA-record 14-straight regular-season Big 12 Conference titles and eight league tournament championships.
- At Kansas, Self has won more regular-season league titles (14) than he has home losses (13) in Allen Fieldhouse. With KU's win versus Siena (11/18/16), Self became the winningest coach in Allen Fieldhouse, posting his 207th victory in the venue.
- In his first trip to the Final Four in 2008, Self's team won the title. Self is one of 11 active coaches in NCAA Division I to have won a national title. Kansas' 14-straight conference titles (2005-18) is the longest streak in NCAA Division I history.
- In Self's first 15 seasons at Kansas, he has coached 11 NBA Lottery selections including Andrew Wiggins and Joel Embiid, the No. 1 and No. 3 overall selections in the 2014 NBA Draft. Wiggins was the second-ever Jayhawk to go No. 1 with the other being Danny Manning in 1988.
- Self has guided his teams to 21-straight 23-win seasons dating back to 1998-99.
- Self's teams have won 18 league crowns in the last 21 years. His teams have never finished lower than third in the conference.
- Kansas' four-straight 30-win seasons from 2009-10 to 2012-13 are the most consecutive 30-win seasons in NCAA history (note: Memphis did it from 2006-09 yet later vacated the 2008 season).
- Self was the head coach for Team USA's U18 team that competed and won gold at the 2018 FIBA Americas Championship held in St. Catherines, Canada, in the summer of 2018.
- Self is one of five coaches in NCAA Division I history to have led three different teams - Tulsa, Illinois and Kansas - to the NCAA Elite Eight, including seven times with KU (2004-07-08-11-12-16-17). The other coaches are: Gene Bartow, John Calipari, Rick Pitino and Eddie Sutton.
- A 1985 graduate of Oklahoma State, Self began his coaching career as a graduate assistant at Kansas in 1985-86 under head coach Larry Brown. He then returned to his alma mater as an assistant for seven seasons under coaches Leonard Hamilton and Eddie Sutton. His first head coaching job was at Oral Roberts in 1993-94, then Tulsa (1997-98), Illinois (2000-03) and Kansas (2003-present).

MARCUS GARRETT

Junior • Guard • 6-5 • 195 • Dallas, Texas • Skyline HS

SEASON STATS

PPG	RPG	APG	FG%	3FG%	FT%
9.6	4.5	4.7	45%	35%	64%

LAST GAME AT BAYLOR (2.22.20)

MIN	PTS	REBS	ASTS	BLKS	STLS
32	9	4	7	1	2

2018-19: Named to the 2019 Big 12 All-Defensive Team ... Ranked fifth in the Big 12 in steals at 1.4 ... Had 13 starts ... Posted six games with 10 or more points ... Averaged 8.8 ppg in Big 12 play and 7.3 ppg overall. **2017-18:** Pulled down five or more rebounds in 12 games ... Had 12 games with multiple steals in 2017-18 ... Scored in double figures five times ... Recorded two double-doubles ... Had seven starts with six in Big 12 play ... co-Big 12 Newcomer of the Week (11/7) ... 2017 Texas HS Gatorade Player of the Year.

CAREER HONORS

2020 Midseason Naismith Defensive Player of the Year (1 of 15)
Big 12 All-Defensive Team [2019]
Co-Big 12 Newcomer of the Week (11.13.17)

CAREER HIGHS

Points	24	vs. Oklahoma (2.15.20)
Field Goals	9	vs. Oklahoma (2.15.20)
Field Goal Att.	18	vs. Oklahoma (2.15.20)
3PT Field Goals	6	vs. Oklahoma (2.15.20)
3PT Field Goal Att.	9	vs. Oklahoma (2.15.20)
Free Throws	7	at Arizona State (12.22.18)
Free Throw Att.	9	vs. Texas (2.3.20)
Rebounds	15	vs. Iowa State (3.16.19)
Assists	9	at Oklahoma State (1.27.20)
Blocks	3	vs. Texas Tech (2.1.20)
Steals	6	at West Virginia (1.19.19)
Minutes	40	at West Virginia (2.12.20)

MISCELLANEOUS

	FR	SO	JR	CAREER
Double-Doubles	2	-	-	2
10+ Points	5	6	13	24
20+ Points	0	1	1	2
5+ Rebounds	12	13	14	38
10+ Rebounds	2	1	-	3
5+ Assists	0	3	13	16
2+ 3PT Field Goals	2	4	3	9
2+ Steals	12	12	14	38
2+ Blocks	1	1	1	3
Led Team in Pts.	0	1	1	2
Led Team in Rebs.	4	1	3	8
Led Team in Assists	0	6	17	23
Led Team in Steals	8	10	11	29
Led Team in Blocks	2	5	3	10

2019-20 GAME-BY-GAME

OPPONENT (Date)	MP	FG-A	PCT	3PT-A	PCT	FT-A	PCT	O-D-T	PF	A	TO	BLK	ST	TP
^vs. Duke (11.5)	36	5-13	.385	0-0	---	2-4	.500	1-4-5	3	5	2	1	2	12
^UNC GREENSBORO (11.8)	38	4-8	.500	2-4	.500	0-2	.000	1-3-4	4	5	2	0	1	10
^MONMOUTH (11.15)	26	1-4	.250	0-1	.000	0-0	---	0-4-4	0	3	1	0	1	2
^EAST TENNESSEE STATE (11.19)	34	4-6	.667	0-2	.000	5-6	.833	1-5-6	3	3	3	0	3	13
^vs. Chaminade (11.25)	28	3-6	.500	0-1	.000	2-4	.500	0-4-4	1	7	0	0	4	8
^vs. BYU (11.26)	25	3-5	.600	1-3	.333	0-0	---	0-6-6	3	3	2	0	2	7
^vs. Dayton (11.27)	29	6-10	.600	1-1	1.000	5-6	.833	1-6-7	4	2	0	0	0	18
^COLORADO (12.7)	29	2-7	.286	0-0	---	0-0	---	1-1-2	4	6	4	0	4	4
^MILWAUKEE (12.10)	28	3-7	.429	0-3	.000	1-2	.500	0-1-1	4	7	1	1	1	7
^KANSAS CITY (12.14)	24	4-5	.800	3-3	1.000	2-2	1.000	0-1-1	1	4	0	0	0	13
^at Villanova (12.21)	13	1-4	.250	0-1	.000	0-0	---	1-1-2	0	1	0	0	1	2
^at Stanford (12.29)	30	5-8	.625	0-1	.000	2-2	1.000	0-5-5	4	4	3	1	1	12
^WEST VIRGINIA (1.4)	35	4-11	.364	0-3	.000	4-5	.800	0-1-1	4	6	2	1	2	12
^at Iowa State (1.8)	20	1-3	.333	1-1	1.000	1-2	.500	0-3-3	1	3	1	0	2	4
^BAYLOR (1.11)	34	4-9	.444	1-2	.500	2-2	1.000	0-4-4	4	4	4	0	0	11
^at Oklahoma (1.14)	38	5-12	.417	1-2	.500	4-8	.500	1-4-5	1	5	1	0	0	15
^at Texas (1.18)	36	6-14	.429	0-2	.000	1-1	1.000	2-5-7	2	7	3	0	1	13
^KANSAS STATE (1.21)	33	4-7	.571	0-2	.000	0-1	.000	1-1-2	1	5	0	0	1	8
^TENNESSEE (1.25)	39	2-5	.400	0-0	---	4-6	.667	0-7-7	2	3	0	0	4	8
^at Oklahoma State (1.27)	34	2-6	.333	0-2	.000	3-4	.750	0-8-8	1	9	2	0	0	7
^TEXAS TECH (2.1)	35	6-11	.545	0-0	---	3-5	.600	0-5-5	3	3	2	3	1	15
^TEXAS (2.3)	39	3-4	.750	0-0	---	5-9	.556	1-4-5	2	4	1	0	4	11
^at TCU (2.8)	35	0-4	.000	0-0	---	0-0	---	0-3-3	3	4	1	0	3	0
^at West Virginia (2.12)	40	4-10	.400	0-1	.000	1-3	.333	0-7-7	3	4	6	0	5	9
^OKLAHOMA (2.15)	37	9-18	.500	6-9	.667	0-0	---	1-4-5	1	7	1	0	4	24
^IOWA STATE (2.17)	34	2-6	.333	0-2	.000	1-2	.500	0-8-8	2	6	1	0	3	5
^at Baylor (2.22)	32	3-10	.300	1-2	.500	2-2	1.000	0-4-4	3	7	5	1	2	9
OKLAHOMA STATE (2.24)														
at Kansas State (2.29)														
TCU (3.4)														
at Texas Tech (3.7)														
TOTAL	**861**	**96-213**	**.451**	**17-48**	**.354**	**50-78**	**.641**	**12-109-121**	**64**	**127**	**48**	**8**	**52**	**259**

^ Starter

CAREER YEAR-BY-YEAR STATISTICS

SEASON	GP	GS	MIN	AVG	FG	FGA	PCT	3FG	3FGA	PCT	FT	FTA	PCT	OFF	DEF	TOT	AVG	PF	FO	AST	TO	BLK	STL	PTS	AVG
2017-18	39	7	748	19.2	62	136	.456	12	45	.267	25	51	.490	36	95	131	3.4	60	0	44	30	8	35	161	4.1
2018-19	30	13	836	27.9	81	192	.422	12	49	.245	44	75	.587	30	95	125	4.2	56	0	57	38	10	43	218	7.3
2019-20	27	27	861	31.9	96	213	.451	17	48	.354	50	78	.641	12	109	121	4.5	64	0	127	48	8	52	259	9.6
TOTAL	**96**	**47**	**2445**	**25.5**	**239**	**541**	**.442**	**41**	**142**	**.289**	**119**	**204**	**.583**	**78**	**299**	**377**	**3.9**	**180**	**0**	**228**	**116**	**26**	**130**	**638**	**6.6**

BIG 12 ONLY YEAR-BY-YEAR STATISTICS

SEASON	GP	GS	MIN	AVG	FG	FGA	PCT	3FG	3FGA	PCT	FT	FTA	PCT	OFF	DEF	TOT	AVG	PF	FO	AST	TO	BLK	STL	PTS	AVG
2017-18	18	6	347	19.3	32	62	.516	6	17	.353	12	26	.462	16	34	50	2.8	24	0	17	13	2	13	82	4.6
2018-19	13	7	381	29.3	46	88	.523	8	23	.348	14	29	.483	13	30	43	3.3	25	0	22	16	5	20	114	8.8
2019-20	14	14	482	34.4	53	125	.424	10	28	.357	27	44	.614	6	61	67	4.8	31	0	74	30	5	28	143	10.2
TOTAL	**45**	**27**	**1201**	**26.7**	**131**	**275**	**.476**	**24**	**68**	**.353**	**53**	**99**	**.535**	**35**	**125**	**160**	**3.6**	**80**	**0**	**113**	**59**	**12**	**61**	**339**	**7.5**

DEVON DOTSON (deh-VAWN)

Sophomore • Guard • 6-2 • 185 • Charlotte, N.C. • Providence Day School

SEASON STATS

PPG	RPG	APG	FG%	3FG%	FT%
18.2	4.0	4.2	47%	31%	81%

LAST GAME AT BAYLOR (2.22.20)

MIN	PTS	REBS	ASTS	BLKS	STLS
37	13	1	3	0	2

Started every game in 2018-19 ... All-Big 12 Third Team ... Big 12 All-Freshman Team ... Big 12 All-Tournament Team ... Led KU in assists 18 times and steals 14 times ... Had 17 games with multiple steals ... Ranked 12th in the Big 12 in scoring (12.3), sixth in assists (3.5), 11th in field goal percentage (48.2), tied for ninth in steals (1.4) and ninth in assist-to-turnover-ratio (1.6) ... Averaged 15.7 ppg, 4.0 rpg and 4.3 assists in the Big 12 Championship ... CBS Sports/USBWA National Freshman of the Week after his career-high 25 points, 10 rebounds at TCU (2/11).

CAREER HONORS

3x Big 12 Player of the Week (12.16.19, 12.2.19, 2.3.20)
Naismith Trophy Midseason Watch List (1 of 30)
Oscar Robertson Trophy Midseason Watch List (1 of 12)
Bob Cousy Award Finalist (1 of 10)
Sporting News Midseason All-America Third Team
Wooden Award Late Season Top 20
Maui Invitational Co-MVP & All-Tournament Team
Wooden Award Preseason Top 50
NABC Player of the Year Watch List (1 of 20)
Naismith Trophy Watch List (1 of 50)
Preseason Associated Press All-America HM
Preseason All-Big 12

Big 12 All-Tournament Team [2019]; All-Big 12 Third Team [2019]; Big 12 All-Freshman Team [2019]; CBS Sports/USBWA Freshman of the Week (2.12); Big 12 Newcomer of the Week (12.31); Bob Cousy Point

CAREER HIGHS

Points	31	vs. Dayton (11.27.19)
Field Goals	11	vs. Iowa State (2.17.20) vs. Dayton (11.27.19)
Field Goal Att.	17	at TCU (2.8.20)
3PT Field Goals	6	vs. Iowa State (2.17.20)
3PT Field Goal Att.	8	vs. Iowa State (2.17.20)
Free Throws	10	vs. Colorado (12.7.19)
Free Throw Att.	11	vs. Colorado (12.7.19)
Rebounds	10	at TCU (2.11.19)
Assists	11	at TCU (2.8.20)
Blocks	1	8x, last at West Virginia (2.12.20)
Steals	5	vs. Dayton (11.27.19)
Minutes	45	vs. Dayton (11.27.19) at TCU (2.11.19)

MISCELLANEOUS

	FR	SO	CAREER
Double-Doubles	1	1	2
10+ Points	24	25	49
20+ Points	2	8	10
5+ Rebounds	10	10	20
10+ Rebounds	1	-	1
5+ Assists	9	9	18
3+ 3PT Field Goals	3	3	6
2+ Steals	17	16	33
2+ Blocks	-	-	-
Led Team in Pts.	4	12	16
Led Team in Rebs.	-	-	-
Led Team in Assists	19	12	31
Led Team in Steals	14	14	28
Led Team in Blocks	2	1	3

2019-20 GAME-BY-GAME

OPPONENT (Date)	MP	FG-A	PCT	3PT-A	PCT	FT-A	PCT	O-D-T	PF	A	TO	BLK	ST	TP
^vs. Duke (11.5)	38	5-9	.556	1-4	.250	6-8	.750	0-2-2	1	1	6	0	1	17
^UNC GREENSBORO (11.8)	36	6-14	.429	2-5	.400	8-8	1.000	1-7-8	2	6	1	0	1	22
^MONMOUTH (11.15)	27	4-9	.444	2-6	.333	7-9	.778	1-1-2	0	4	2	0	4	17
^EAST TENNESSEE STATE (11.19)	35	6-12	.500	1-5	.200	6-6	1.000	0-3-3	3	6	4	0	1	19
^vs. Chaminade (11.25)	31	7-12	.583	3-7	.429	2-2	1.000	1-4-5	3	1	1	0	1	19
^vs. BYU (11.26)	37	5-16	.313	0-3	.000	3-3	1.000	1-1-2	1	8	2	0	2	13
^vs. Dayton (11.27)	45	11-16	.688	1-2	.500	8-10	.800	1-5-6	2	4	6	0	5	31
^COLORADO (12.7)	36	4-7	.571	0-2	.000	10-11	.909	0-4-4	2	6	3	0	2	18
^MILWAUKEE (12.10)	34	7-16	.438	3-6	.500	5-7	.714	2-1-3	1	9	1	0	2	22
^KANSAS CITY (12.14)	27	7-12	.583	1-4	.250	3-4	.750	0-2-2	0	3	1	0	3	18
^at Villanova (12.21)	37	5-15	.333	1-2	.500	4-7	.571	0-7-7	1	4	3	0	1	15
^at Stanford (12.29)	33	5-15	.333	0-4	.000	4-4	1.000	1-3-4	2	3	2	0	4	14
^WEST VIRGINIA (1.4)	40	5-15	.333	2-5	.400	4-6	.667	1-2-3	4	2	2	0	4	16
^at Iowa State (1.8)	34	7-13	.538	2-5	.400	4-6	.667	0-5-5	2	6	2	0	3	20
^BAYLOR (1.11)	28	4-10	.400	1-4	.250	0-0	---	0-1-1	0	3	2	0	1	9
at Oklahoma (1.14)						DNP								
^at Texas (1.18)	39	6-16	.375	1-4	.250	8-9	.889	3-3-6	0	3	1	1	1	21
^KANSAS STATE (1.21)	27	6-12	.500	1-4	.250	5-5	1.000	2-3-5	2	3	3	1	3	18
^TENNESSEE (1.25)	39	8-16	.500	0-3	.000	6-8	.750	1-2-3	0	7	2	0	2	22
^at Oklahoma State (1.27)	25	4-8	.500	1-4	.250	2-3	.667	0-2-2	3	3	1	0	0	11
^TEXAS TECH (2.1)	40	9-16	.563	1-5	.200	2-4	.500	0-6-6	1	3	1	0	3	21
^TEXAS (2.3)	34	5-10	.500	1-3	.333	5-6	.833	0-2-2	2	1	3	0	0	16
^at TCU (2.8)	37	7-17	.412	0-2	.000	4-7	.571	2-4-6	1	11	5	0	3	18
^at West Virginia (2.12)	38	4-13	.308	1-5	.200	6-6	1.000	0-4-4	3	2	2	1	3	15
^OKLAHOMA (2.15)	39	7-15	.467	0-2	.000	5-5	1.000	0-8-8	2	5	2	0	0	19
^IOWA STATE (2.17)	34	11-14	.786	6-8	.750	1-1	1.000	0-3-3	2	1	1	0	3	29
^at Baylor (2.22)	37	5-11	.455	1-4	.250	2-3	.667	0-1-1	4	3	2	0	2	13
OKLAHOMA STATE (2.24)														
at Kansas State (2.29)														
TCU (3.4)														
at Texas Tech (3.7)														
TOTAL	**907**	**160-339**	**.472**	**33-108**	**.306**	**120-148**	**.811**	**17-86-103**	**44**	**108**	**61**	**3**	**55**	**473**

^ Starter

CAREER YEAR-BY-YEAR STATISTICS

SEASON	GP	GS	MIN	AVG	FG	FGA	PCT	3FG	3FGA	PCT	FT	FTA	PCT	OFF	DEF	TOT	AVG	PF	FO	AST	TO	BLK	STL	PTS	AVG
2018-19	36	36	1168	32.4	147	305	.482	33	91	.363	115	147	.782	22	110	132	3.7	91	4	127	81	5	49	442	12.3
2019-20	26	26	907	34.9	160	339	.472	33	108	.306	120	148	.811	17	86	103	4.0	44	0	108	61	3	55	473	18.2
TOTAL	**62**	**62**	**2075**	**33.5**	**307**	**644**	**.477**	**66**	**199**	**.332**	**235**	**295**	**.797**	**39**	**196**	**235**	**3.8**	**135**	**4**	**235**	**142**	**8**	**104**	**915**	**14.8**

BIG 12 ONLY YEAR-BY-YEAR STATISTICS

SEASON	GP	GS	MIN	AVG	FG	FGA	PCT	3FG	3FGA	PCT	FT	FTA	PCT	OFF	DEF	TOT	AVG	PF	FO	AST	TO	BLK	STL	PTS	AVG
2018-19	18	18	592	32.9	68	152	.447	17	48	.354	68	88	.773	12	59	71	3.9	47	2	68	50	3	24	221	12.3
2019-20	13	13	452	34.8	80	170	.471	18	55	.327	48	61	.787	8	44	52	4.0	26	0	46	27	3	26	226	17.4
TOTAL	**31**	**31**	**1044**	**33.7**	**148**	**322**	**.460**	**35**	**103**	**.340**	**116**	**149**	**.779**	**20**	**103**	**123**	**4.0**	**73**	**2**	**114**	**77**	**6**	**50**	**447**	**14.4**

CHRISTIAN BRAUN (BROWN)

Freshman • Guard • 6-6 • 205 • Burlington, Kan. • Blue Valley Northwest HS

SEASON STATS

PPG	RPG	APG	FG%	3FG%	FT%
5.1	2.8	0.5	43%	44%	71%

LAST GAME AT BAYLOR (2.22.20)

MIN	PTS	REBS	ASTS	BLKS	STLS
21	4	0	0	0	1

A multi-purpose player who can handle the ball and has great range ... Comes from an athletic family as his mother, father, aunt and uncle all played NCAA Division I basketball and his brother is a forward at Missouri ... Won three-straight state titles in high school ... One of three Gatorade Players of the Year on the KU roster, along with Marcus Garrett and Mitch Lightfoot.

CAREER HONORS

CAREER HIGHS

Points	20	vs. Kansas State (1.21.20)
Field Goals	7	vs. Kansas State (1.21.20)
Field Goal Att.	15	vs. Kansas State (1.21.20)
3PT Field Goals	6	vs. Kansas State (1.21.20)
3PT Field Goal Att.	10	vs. Kansas State (1.21.20)
Free Throws	4	vs. Baylor (1.11.20)
Free Throw Att.	4	vs. Texas Tech (2.1.20) vs. Baylor (1.11.20)
Rebounds	9	at Oklahoma State (1.27.20)
Assists	3	vs. Kansas City (12.14.19)
Blocks	2	vs. Kansas City (12.14.19)
Steals	2	5x, last at Oklahoma State (1.27.20)
Minutes	33	at Oklahoma State (1.27.20)

MISCELLANEOUS

	FRESHMAN/CAREER
Double-Doubles	-
10+ Points	4
20+ Points	1
5+ Rebounds	7
10+ Rebounds	-
3+ Assists	1
3+ 3PT Field Goals	6
2+ Steals	5
2+ Blocks	1
Led Team in Pts.	2
Led Team in Rebs.	2
Led Team in Assists	-
Led Team in Blocks	-
Led Team in Steals	2

2019-20 GAME-BY-GAME

OPPONENT (Date)	MP	FG-A	PCT	3PT-A	PCT	FT-A	PCT	O-D-T	PF	A	TO	BLK	ST	TP
vs. Duke (11.5)	4	0-1	.000	0-0	---	0-0	---	0-0-0	2	0	0	0	0	0
UNC GREENSBORO (11.8)	2	0-1	.000	0-1	.000	0-2	.000	0-0-0	0	0	1	0	0	0
MONMOUTH (11.15)	17	4-4	1.000	3-3	1.000	0-0	---	0-2-2	2	1	0	0	2	11
EAST TENNESSEE STATE (11.19)	8	0-1	.000	0-0	---	0-0	---	0-1-1	1	1	1	0	0	0
vs. Chaminade (11.25)	16	3-9	.333	1-4	.250	0-1	.000	2-2-4	0	0	1	0	2	7
vs. BYU (11.26)	8	1-3	.333	0-2	.000	0-0	---	0-0-0	1	0	1	0	0	2
vs. Dayton (11.27)	4	0-1	.000	0-0	---	0-0	---	0-2-2	0	0	0	0	0	0
COLORADO (12.7)	8	0-0	---	0-0	---	0-0	---	0-0-0	1	0	1	0	1	0
MILWAUKEE (12.10)	15	1-5	.200	1-4	.250	0-0	---	0-4-4	0	0	0	0	1	3
KANSAS CITY (12.14)	21	2-4	.500	0-2	.000	0-0	---	4-3-7	1	3	1	2	1	4
at Villanova (12.21)	16	3-5	.600	0-2	.000	0-1	.000	0-2-2	2	0	0	1	0	6
at Stanford (12.29)	19	3-6	.500	3-4	.750	0-1	.000	2-0-2	1	1	0	0	0	9
WEST VIRGINIA (1.4)	30	2-3	.667	0-1	.000	2-3	.667	1-4-5	2	1	0	0	2	6
at Iowa State (1.8)	24	3-6	.500	3-4	.750	0-0	---	0-5-5	1	2	0	0	0	9
BAYLOR (1.11)	22	0-2	.000	0-0	---	4-4	1.000	1-1-2	2	0	0	0	0	4
at Oklahoma (1.14)	26	0-3	.000	0-2	.000	2-2	1.000	1-5-6	1	1	0	1	1	2
at Texas (1.18)	4	0-1	.000	0-0	---	0-0	---	0-1-1	0	0	0	0	0	0
KANSAS STATE (1.21)	29	7-15	.467	6-10	.600	0-0	---	1-3-4	2	1	0	0	2	20
TENNESSEE (1.25)	32	2-8	.250	1-4	.250	2-2	1.000	1-3-4	3	1	1	0	0	7
^at Oklahoma State (1.27)	33	5-11	.455	4-8	.500	2-2	1.000	3-6-9	3	0	2	1	2	16
^TEXAS TECH (2.1)	31	1-2	.500	1-2	.500	3-4	.750	0-5-5	2	0	0	0	1	6
^TEXAS (2.3)	24	1-5	.200	0-2	.000	2-2	1.000	0-5-5	1	0	0	0	1	4
^at TCU (2.8)	20	0-2	.000	0-0	---	0-0	---	0-1-1	0	0	2	0	0	0
at West Virginia (2.12)	16	1-1	1.000	0-0	---	0-0	---	0-2-2	0	0	0	0	0	2
OKLAHOMA (2.15)	10	1-2	.500	1-2	.500	0-0	---	0-0-0	0	1	0	1	0	3
IOWA STATE (2.17)	22	5-6	.833	3-4	.750	0-0	---	1-2-3	1	1	0	0	1	13
at Baylor (2.22)	21	2-3	.667	0-1	.000	0-0	---	0-0-0	2	0	0	0	1	4
OKLAHOMA STATE (2.24)														
at Kansas State (2.29)														
TCU (3.4)														
at Texas Tech (3.7)														
TOTAL	**482**	**47-110**	**.427**	**27-62**	**.435**	**17-24**	**.708**	**17-59-76**	**31**	**14**	**11**	**6**	**18**	**138**

^ Starter

CAREER YEAR-BY-YEAR STATISTICS

SEASON	GP	GS	MIN	AVG	FG	FGA	PCT	3FG	3FGA	PCT	FT	FTA	PCT	OFF	DEF	TOT	AVG	PF	FO	AST	TO	BLK	STL	PTS	AVG
2019-20	27	5	482	17.9	47	110	.427	27	62	.435	17	24	.708	17	59	76	2.8	31	0	14	11	6	18	138	5.1
TOTAL	**27**	**5**	**482**	**17.9**	**47**	**110**	**.427**	**27**	**62**	**.435**	**17**	**24**	**.708**	**17**	**59**	**76**	**2.8**	**31**	**0**	**14**	**11**	**6**	**18**	**138**	**5.1**

BIG 12 ONLY YEAR-BY-YEAR STATISTICS

SEASON	GP	GS	MIN	AVG	FG	FGA	PCT	3FG	3FGA	PCT	FT	FTA	PCT	OFF	DEF	TOT	AVG	PF	FO	AST	TO	BLK	STL	PTS	AVG
2019-20	14	5	312	22.3	28	62	.452	18	36	.500	15	17	.882	8	40	48	3.4	17	0	7	4	3	11	89	6.4
TOTAL	**14**	**5**	**312**	**22.3**	**28**	**62**	**.452**	**18**	**36**	**.500**	**15**	**17**	**.882**	**8**	**40**	**48**	**3.4**	**17**	**0**	**7**	**4**	**3**	**11**	**89**	**6.4**

ISAIAH MOSS

Senior • Guard • 6-5 • 208 • Chicago, Ill. • Simeon Career Academy / Iowa

SEASON STATS

PPG	RPG	APG	FG%	3FG%	FT%
8.2	2.0	0.5	41%	37%	89%

LAST GAME AT BAYLOR (2.22.20)

MIN	PTS	REBS	ASTS	BLKS	STLS
31	11	3	0	0	0

A graduate transfer from Iowa who started three seasons for the Hawkeyes ... Recipient of the Iowa's Most Improved Player Award each of the last two seasons (2018, 2019) ... Needs seven points to reach career point 1,000 ... Enters senior season having scored in double figures 43 times, including netting 20 points or more seven times.

CAREER HONORS

Big 12 Newcomer of the Week (1.20.20)

CAREER HIGHS (*AT IOWA)

Points	32*	at Minnesota (2.21.18)
Field Goals	12*	at Minnesota (2.21.18)
Field Goal Att.	18*	at Minnesota (2.21.18)
3PT Field Goals	6	at Oklahoma (1.14.20) *at Minnesota (1.27.19)
3PT Field Goal Att.	11	at Oklahoma (1.14.20)
Free Throws	10*	vs. Louisiana (11.20.17)
Free Throw Att.	10*	vs. Louisiana (11.20.17)
Rebounds	10*	2x, last vs. Maryland (2.19.19)
Assists	6*	2x, last vs. Illinois (1.20.19)
Blocks	2*	4x, last vs. W. Carolina (12.18.18)
Steals	5*	vs. Indiana (3.9.17)
Minutes	38	at Oklahoma (1.14.20)

MISCELLANEOUS (*AT IOWA)

	*R-FR	*SO	*JR	SR	CAREER
Double-Doubles	0	0	2	-	2
10+ Points	9	19	15	9	52
20+ Points	0	3	3	2	8
3+ 3-pointers	4	9	6	7	26
5+ Rebounds	1	1	6	1	9
10+ Rebounds	0	0	2	-	2
3+ Assists	3	9	8	-	20
2+ Steals	3	5	8	2	18
2+ Blocks	3	0	1	-	4
Led Team in Pts.	1	5	0	4	10
Led Team in Rebs.	1	0	2	-	2
Led Team in Assists	0	3	7	-	10
Led Team in Steals	3	9	10	2	24
Led Team in Blocks	7	5	1	-	13

2019-20 GAME-BY-GAME

OPPONENT (Date)	MP	FG-A	PCT	3PT-A	PCT	FT-A	PCT	O-D-T	PF	A	TO	BLK	ST	TP
vs. Duke (11.5)						DNP								
UNC GREENSBORO (11.8)	25	3-7	.429	2-6	.333	0-0	---	0-3-3	2	0	0	0	0	8
MONMOUTH (11.15)	15	5-6	.833	5-6	.833	6-6	1.000	0-1-1	0	2	0	0	0	21
EAST TENNESSEE STATE (11.19)	17	0-2	.000	0-2	.000	2-2	1.000	0-1-1	0	1	2	0	1	2
vs. Chaminade (11.25)	20	5-7	.714	3-4	.750	0-0	---	0-1-1	2	1	1	0	1	13
vs. BYU (11.26)	30	2-8	.250	1-5	.200	0-1	.000	1-2-3	2	1	1	0	2	5
vs. Dayton (11.27)	36	0-1	.000	0-1	.000	0-0	---	1-3-4	1	1	0	0	0	0
COLORADO (12.7)	24	3-5	.600	2-4	.500	0-0	---	0-3-3	3	0	1	1	0	8
MILWAUKEE (12.10)	19	2-5	.400	2-5	.400	2-2	1.000	0-1-1	1	0	1	0	0	8
KANSAS CITY (12.14)	19	2-6	.333	1-5	.200	0-0	---	0-0-0	0	0	1	0	1	5
at Villanova (12.21)	15	0-5	.000	0-3	.000	0-0	---	0-0-0	1	0	2	0	0	0
at Stanford (12.29)	27	6-12	.500	4-7	.571	1-1	1.000	1-2-3	0	1	1	0	1	17
WEST VIRGINIA (1.4)	7	0-2	.000	0-2	.000	0-0	---	0-1-1	1	0	0	0	0	0
at Iowa State (1.8)	17	1-5	.200	0-2	.000	0-0	---	0-0-0	1	0	0	0	0	2
BAYLOR (1.11)	30	5-12	.417	2-8	.250	3-4	.750	0-3-3	1	1	2	0	0	15
^at Oklahoma (1.14)	38	7-13	.538	6-11	.545	0-0	---	1-3-4	1	1	0	0	0	20
at Texas (1.18)	32	2-3	.667	1-1	1.000	0-0	---	0-5-5	2	0	1	0	1	5
KANSAS STATE (1.21)	13	3-7	.429	1-4	.250	0-0	---	0-1-1	2	0	0	0	1	7
^TENNESSEE (1.25)	20	1-6	.167	0-3	.000	0-1	.000	0-0-0	3	0	0	0	0	2
at Oklahoma State (1.27)	25	4-9	.444	3-8	.375	2-2	1.000	1-0-1	2	1	1	0	0	13
TEXAS TECH (2.1)	18	5-8	.625	1-3	.333	1-1	1.000	0-0-0	1	1	1	0	0	12
TEXAS (2.3)	23	3-9	.333	1-5	.200	0-0	---	0-2-2	1	0	1	0	0	7
at TCU (2.8)	27	3-11	.273	3-8	.375	0-0	---	0-3-3	4	0	2	0	1	9
at West Virginia (2.12)	25	3-7	.429	3-5	.600	4-4	1.000	1-1-2	0	0	1	0	2	13
^OKLAHOMA (2.15)	33	2-5	.400	2-3	.667	2-2	1.000	0-1-1	2	0	1	0	0	8
^IOWA STATE (2.17)	25	1-7	.143	0-4	.000	0-0	---	1-5-6	0	2	1	0	0	2
^at Baylor (2.22)	31	4-9	.444	1-4	.250	2-2	1.000	0-3-3	0	0	1	0	0	11
OKLAHOMA STATE (2.24)														
at Kansas State (2.29)														
TCU (3.4)														
at Texas Tech (3.7)														
TOTAL	**611**	**72-177**	**.407**	**44-119**	**.370**	**25-28**	**.893**	**7-45-52**	**33**	**13**	**22**	**1**	**11**	**213**

^ Starter

CAREER YEAR-BY-YEAR STATISTICS (*AT IOWA)

SEASON	GP	GS	MIN	AVG	FG	FGA	PCT	3FG	3FGA	PCT	FT	FTA	PCT	OFF	DEF	TOT	AVG	PF	FO	AST	TO	BLK	STL	PTS	AVG
2016-17*	34	28	580	17.1	84	204	.412	29	81	.358	23	31	.742	9	46	55	1.6	42	1	29	36	13	19	220	6.5
2017-18*	33	33	798	24.2	129	307	.420	49	127	.386	58	66	.879	17	57	74	2.2	46	0	62	41	7	22	365	11.1
2018-19*	35	35	844	24.1	110	276	.399	48	114	.421	53	67	.791	22	78	100	2.9	55	0	62	49	7	32	321	9.2
2019-20	26	5	611	23.5	72	177	.407	44	119	.370	25	28	.893	7	45	52	2.0	33	0	13	22	1	11	213	8.2
TOTAL	**128**	**101**	**2833**	**22.1**	**395**	**964**	**.410**	**170**	**441**	**.385**	**159**	**192**	**.828**	**55**	**226**	**281**	**2.2**	**176**	**1**	**166**	**148**	**28**	**84**	**1119**	**8.7**

BIG 12 ONLY YEAR-BY-YEAR STATISTICS

SEASON	GP	GS	MIN	AVG	FG	FGA	PCT	3FG	3FGA	PCT	FT	FTA	PCT	OFF	DEF	TOT	AVG	PF	FO	AST	TO	BLK	STL	PTS	AVG
2019-20	14	4	344	24.6	43	107	.402	24	68	.353	14	15	.933	4	28	32	2.3	18	0	6	12	0	5	124	8.9
TOTAL	**14**	**4**	**344**	**24.6**	**43**	**107**	**.402**	**24**	**68**	**.353**	**14**	**15**	**.933**	**4**	**28**	**32**	**2.3**	**18**	**0**	**6**	**12**	**0**	**5**	**124**	**8.9**

ELIJAH ELLIOTT

RS-Freshman • Guard • 6-3 • 185 • Southlake, Texas • Carroll Senior HS

SEASON STATS

PPG	RPG	APG	FG%	3FG%	FT%
0.8	0.1	0.3	75%	100%	-

LAST GAME VS. IOWA STATE (2.17.20)

MIN	PTS	REBS	ASTS	BLKS	STLS
2	0	0	0	0	0

A shooting guard who will add depth on the perimeter ... An invited walk-on who joined the team in summer 2018.

CAREER HONORS

CAREER HIGHS

Points	3	vs. Chaminade (11.25.19)
Field Goals	1	vs. Kansas City (12.14.19)
		vs. Chaminade (11.25.19)
		vs. Monmouth (11.15.19)
Field Goal Att.	2	vs. Monmouth (11.15.19)
3PT Field Goals	1	vs. Chaminade (11.25.19)
3PT Field Goal Att.	1	vs. Chaminade (11.25.19)
Free Throws	-	
Free Throw Att.	-	
Rebounds	1	vs. Monmouth (11.15.19)
Assists	1	vs. Kansas State (1.21.20)
		vs. Chaminade (11.25.19)
		vs. Monmouth (11.15.19)
Blocks	-	
Steals	-	
Minutes	5	vs. Monmouth (11.15.19)

MISCELLANEOUS

	FRESHMAN/CAREER
5+ Points	-
4+ Points	-
3+ Rebounds	-
3+ Assists	-
2+ 3PT Field Goals	-
2+ Steals	-
2+ Blocks	-
Led Team in Pts.	-
Led Team in Rebs.	-
Led Team in Assists	-
Led Team in Blocks	-
Led Team in Steals	-

2019-20 GAME-BY-GAME

OPPONENT (Date)	MP	FG-A	PCT	3PT-A	PCT	FT-A	PCT	O-D-T	PF	A	TO	BLK	ST	TP
vs. Duke (11.5)						DNP								
UNC GREENSBORO (11.8)						DNP								
MONMOUTH (11.15)	5	1-2	.500	0-0	---	0-0	---	1-0-1	2	1	0	0	0	2
EAST TENNESSEE STATE (11.19)						DNP								
vs. Chaminade (11.25)	4	1-1	1.000	1-1	1.000	0-0	---	0-0-0	0	1	1	0	0	3
vs. BYU (11.26)	1	0-0	---	0-0	---	0-0	---	0-0-0	0	0	0	0	0	0
vs. Dayton (11.27)						DNP								
COLORADO (12.7)						DNP								
MILWAUKEE (12.10)	1	0-0	---	0-0	---	0-0	---	0-0-0	0	0	0	0	0	0
KANSAS CITY (12.14)	4	1-1	1.000	0-0	---	0-0	---	0-0-0	0	0	0	0	0	2
at Villanova (12.21)						DNP								
at Stanford (12.29)						DNP								
WEST VIRGINIA (1.4)						DNP								
at Iowa State (1.8)						DNP								
BAYLOR (1.11)						DNP								
at Oklahoma (1.14)						DNP								
at Texas (1.18)						DNP								
KANSAS STATE (1.21)	3	0-0	---	0-0	---	0-0	---	0-0-0	0	1	0	0	0	0
TENNESSEE (1.25)						DNP								
at Oklahoma State (1.27)	1	0-0	---	0-0	---	0-0	---	0-0-0	0	0	0	0	0	0
TEXAS TECH (2.1)						DNP								
TEXAS (2.3)						DNP								
at TCU (2.8)						DNP								
at West Virginia (2.12)						DNP								
OKLAHOMA (2.15)	1	0-0	---	0-0	---	0-0	---	0-0-0	0	0	0	0	0	0
IOWA STATE (2.17)	2	0-0	---	0-0	---	0-0	---	0-0-0	1	0	1	0	0	0
at Baylor (2.22)						DNP								
OKLAHOMA STATE (2.24)														
at Kansas State (2.29)														
TCU (3.4)														
at Texas Tech (3.7)														
TOTAL	**22**	**3-4**	**.750**	**1-1**	**1.000**	**0-0**	**---**	**1-0-1**	**3**	**3**	**2**	**0**	**0**	**7**

ˆ Starter

CAREER YEAR-BY-YEAR STATISTICS

SEASON	GP	GS	MIN	AVG	FG	FGA	PCT	3FG	3FGA	PCT	FT	FTA	PCT	OFF	DEF	TOT	AVG	PF	FO	AST	TO	BLK	STL	PTS	AVG
2019-20	9	0	22	2.4	3	4	.750	1	1	1.000	0	0	.000	1	0	1	0.1	3	0	3	2	0	0	7	0.8
TOTAL	**9**	**0**	**22**	**2.4**	**3**	**4**	**.750**	**1**	**1**	**1.000**	**0**	**0**	**.000**	**1**	**0**	**1**	**0.1**	**3**	**0**	**3**	**2**	**0**	**0**	**7**	**0.8**

BIG 12 ONLY YEAR-BY-YEAR STATISTICS

SEASON	GP	GS	MIN	AVG	FG	FGA	PCT	3FG	3FGA	PCT	FT	FTA	PCT	OFF	DEF	TOT	AVG	PF	FO	AST	TO	BLK	STL	PTS	AVG
2019-20	4	0	7	1.8	0	0	.000	0	0	.000	0	0	.000	0	0	0	0.0	1	0	1	1	0	0	0	0.0
TOTAL	**4**	**0**	**7**	**1.8**	**0**	**0**	**.000**	**0**	**0**	**.000**	**0**	**0**	**.000**	**0**	**0**	**0**	**0.0**	**1**	**0**	**1**	**1**	**0**	**0**	**0**	**0.0**

JALEN WILSON

Freshman • Forward • 6-8 • 215 • Denton, Texas • John H. Guyer HS

SEASON STATS

PPG	RPG	APG	FG%	3FG%	FT%
0.0	0.0	0.0	0%	0%	-

LAST GAME VS. UNCG (11.8.19)

MIN	PTS	REBS	ASTS	BLKS	STLS
0+	0	0	0	0	0

Bill Self announced Feb. 12 that Jalen Wilson will redshirt the 2019-20 season ... Broke his foot against UNCG (11/8) and will be out until January ... A multi-talented forward who brings great size, skill and versatility and can play big and small ... Has been described as incredibly tough ... Comes from an athletic family as both parents played college basketball.

CAREER HONORS

CAREER HIGHS

Points	-	
Field Goals	-	
Field Goal Att.	1	vs. Duke (11.15.19)
3PT Field Goals	-	
3PT Field Goal Att.	1	vs. Duke (11.15.19)
Free Throws	-	
Free Throw Att.	-	
Rebounds	-	
Assists	-	
Blocks	-	
Steals	-	
Minutes	2	vs. Duke (11.15.19)

MISCELLANEOUS

	FRESHMAN/CAREER
Double-Doubles	-
10+ Points	-
20+ Points	-
5+ Rebounds	-
10+ Rebounds	-
3+ Assists	-
3+ 3PT Field Goals	-
2+ Steals	-
2+ Blocks	-
Led Team in Pts.	-
Led Team in Rebs.	-
Led Team in Assists	-
Led Team in Blocks	-
Led Team in Steals	-

2019-20 GAME-BY-GAME

OPPONENT (Date)	MP	FG-A	PCT	3PT-A	PCT	FT-A	PCT	O-D-T	PF	A	TO	BLK	ST	TP
vs. Duke (11.5)	2	0-1	.000	0-1	.000	0-0	---	0-0-0	1	0	1	0	0	0
UNC GREENSBORO (11.8)	0+	0-0	---	0-0	---	0-0	---	0-0-0	0	0	0	0	0	0
MONMOUTH (11.15)						DNP								
EAST TENNESSEE STATE (11.19)						DNP								
vs. Chaminade (11.25)						DNP								
vs. BYU (11.26)						DNP								
vs. Dayton (11.27)						DNP								
COLORADO (12.7)						DNP								
MILWAUKEE (12.10)						DNP								
KANSAS CITY (12.14)						DNP								
at Villanova (12.21)						DNP								
at Stanford (12.29)						DNP								
WEST VIRGINIA (1.4)						DNP								
at Iowa State (1.8)						DNP								
BAYLOR (1.11)						DNP								
at Oklahoma (1.14)						DNP								
at Texas (1.18)						DNP								
KANSAS STATE (1.21)						DNP								
TENNESSEE (1.25)						DNP								
at Oklahoma State (1.27)						DNP								
TEXAS TECH (2.1)						DNP								
TEXAS (2.3)						DNP								
at TCU (2.8)						DNP								
at West Virginia (2.12)						DNP								
OKLAHOMA (2.15)						DNP								
IOWA STATE (2.17)						DNP								
at Baylor (2.22)						DNP								
OKLAHOMA STATE (2.24)														
at Kansas State (2.29)														
TCU (3.4)														
at Texas Tech (3.7)														
TOTAL	**2**	**0-1**	**.000**	**0-1**	**.000**	**0-0**	**---**	**0-0-0**	**1**	**0**	**1**	**0**	**0**	**0**

ˆ Starter

CAREER YEAR-BY-YEAR STATISTICS

SEASON	GP	GS	MIN	AVG	FG	FGA	PCT	3FG	3FGA	PCT	FT	FTA	PCT	OFF	DEF	TOT	AVG	PF	FO	AST	TO	BLK	STL	PTS	AVG
2019-20	2	0	2	1.0	0	1	.000	0	1	.000	0	0	.000	0	0	0	0.0	1	0	0	1	0	0	0	0.0
TOTAL	**2**	**0**	**2**	**1.0**	**0**	**1**	**.000**	**0**	**1**	**.000**	**0**	**0**	**.000**	**0**	**0**	**0**	**0.0**	**1**	**0**	**0**	**1**	**0**	**0**	**0**	**0.0**

BIG 12 ONLY YEAR-BY-YEAR STATISTICS

SEASON	GP	GS	MIN	AVG	FG	FGA	PCT	3FG	3FGA	PCT	FT	FTA	PCT	OFF	DEF	TOT	AVG	PF	FO	AST	TO	BLK	STL	PTS	AVG
2019-20																									
TOTAL																									

CHRIS TEAHAN

Junior • Guard • 6-4 • 175 • Leawood, Kan. • Rockhurst HS

SEASON STATS

PPG	RPG	APG	FG%	3FG%	FT%
0.8	0.1	0.1	38%	38%	-

LAST GAME VS. IOWA STATE (2.17.20)

MIN	PTS	REBS	ASTS	BLKS	STLS
2	3	0	0	0	0

An invited walk-on who played in 22 games entering his junior season at Kansas ... Has appeared in nine Big 12 regular-season contests and four postseason games ... Was a two-sport (football) athlete at Rockhurst High School in Kansas City, Missouri ... Older brother, Conner, played five seasons at KU and on two Final Four teams (2008 and 2012). **2017-18:** Appeared in 10 games, two in conference play and three postseason ... Averaged 2.3 minutes per contest ... Had a season-high four points vs. Toledo (11/28).

CAREER HONORS

CAREER HIGHS

Points	4	vs. Toledo (11.28.17)
Field Goals	1	9x, last vs. Iowa State (2.17.18)
Field Goal Att.	2	7x, last vs. Monmouth (11.15.19)
3PT Field Goals	1	7x, last vs. Iowa State (2.17.18)
3PT Field Goal Att.	2	5x, last vs. Monmouth (11.15.19)
Free Throws	2	vs. Toledo (11.28.17)
Free Throw Att.	2	vs. Toledo (11.28.17)
Rebounds	3	vs. South Dakota St. (11.17.17)
Assists	1	vs. Monmouth (11.15.19)
		vs. Eastern Michigan (12.29.18)
		vs. Tennessee St. (11.10.17)
Blocks	1	vs. Kansas State (1.21.20)
Steals	-	-
Minutes	7	vs. Monmouth (11.15.19)

MISCELLANEOUS

	FR	SO	JR	CAREER
5+ Minutes	-	-	2	2
4+ Points	1	-	-	1
3+ Rebounds	1	-	-	1
3+ Assists	-	-	-	-
2+ 3PT Field Goals	-	-	-	-
2+ Steals	-	-	-	-
2+ Blocks	1	-	-	1
Led Team in Pts.	-	-	-	-
Led Team in Rebs.	-	-	-	-
Led Team in Steals	-	-	-	-
Led Team in Blocks	-	-	-	-

2019-20 GAME-BY-GAME

OPPONENT (Date)	MP	FG-A	PCT	3PT-A	PCT	FT-A	PCT	O-D-T	PF	A	TO	BLK	ST	TP
vs. Duke (11.5)						DNP								
UNC GREENSBORO (11.8)						DNP								
MONMOUTH (11.15)	7	1-2	.500	1-2	.500	0-0	---	0-0-0	2	1	0	0	0	3
EAST TENNESSEE STATE (11.19)						DNP								
vs. Chaminade (11.25)	4	0-1	.000	0-1	.000	0-0	---	0-0-0	1	0	0	0	0	0
vs. BYU (11.26)	1	0-0	---	0-0	---	0-0	---	0-0-0	0	0	0	0	0	0
vs. Dayton (11.27)						DNP								
COLORADO (12.7)	1	0-0	---	0-0	---	0-0	---	0-0-0	0	0	0	0	0	0
MILWAUKEE (12.10)	1	1-1	1.000	1-1	1.000	0-0	---	0-0-0	0	0	0	0	0	3
KANSAS CITY (12.14)	5	0-1	.000	0-1	.000	0-0	---	0-0-0	0	0	0	0	0	0
at Villanova (12.21)						DNP								
at Stanford (12.29)						DNP								
WEST VIRGINIA (1.4)						DNP								
at Iowa State (1.8)	3	0-1	.000	0-1	.000	0-0	---	0-1-1	0	0	0	0	0	0
BAYLOR (1.11)						DNP								
at Oklahoma (1.14)						DNP								
at Texas (1.18)						DNP								
KANSAS STATE (1.21)	3	0-0	---	0-0	---	0-0	---	0-0-0	0	0	1	1	0	0
TENNESSEE (1.25)						DNP								
at Oklahoma State (1.27)	2	0-1	.000	0-1	.000	0-0	---	0-0-0	0	0	0	0	0	0
TEXAS TECH (2.1)						DNP								
TEXAS (2.3)						DNP								
at TCU (2.8)						DNP								
at West Virginia (2.12)						DNP								
OKLAHOMA (2.15)	1	0-0	---	0-0	---	0-0	---	0-0-0	1	0	0	0	0	0
IOWA STATE (2.17)	2	1-1	1.000	1-1	1.000	0-0	---	0-0-0	0	0	0	0	0	3
at Baylor (2.22)						DNP								
OKLAHOMA STATE (2.24)														
at Kansas State (2.29)														
TCU (3.4)														
at Texas Tech (3.7)														
TOTAL	**30**	**3-8**	**.375**	**3-8**	**.375**	**0-0**	**---**	**0-1-1**	**4**	**1**	**1**	**1**	**0**	**9**

^ Starter

CAREER YEAR-BY-YEAR STATISTICS

SEASON	GP	GS	MIN	AVG	FG	FGA	PCT	3FG	3FGA	PCT	FT	FTA	PCT	OFF	DEF	TOT	AVG	PF	FO	AST	TO	BLK	STL	PTS	AVG
2017-18	11	0	25	2.3	4	11	.364	2	8	.250	2	2	1.000	2	5	7	0.6	2	0	1	3	0	0	12	1.1
2018-19	11	0	19	1.7	2	5	.400	2	5	.400	0	0	.000	0	1	1	0.1	2	0	1	2	0	0	6	0.5
2019-20	11	0	30	2.7	3	8	.375	3	8	.375	0	0	.000	0	1	1	0.1	4	0	1	1	1	0	9	0.8
TOTAL	**33**	**0**	**74**	**2.2**	**9**	**24**	**.375**	**7**	**21**	**.333**	**2**	**2**	**1.000**	**2**	**7**	**9**	**0.3**	**8**	**0**	**3**	**6**	**1**	**0**	**27**	**0.8**

BIG 12 ONLY YEAR-BY-YEAR STATISTICS

SEASON	GP	GS	MIN	AVG	FG	FGA	PCT	3FG	3FGA	PCT	FT	FTA	PCT	OFF	DEF	TOT	AVG	PF	FO	AST	TO	BLK	STL	PTS	AVG
2017-18	2	0	2	1.0	0	1	.000	0	1	.000	0	0	.000	0	0	0	0.0	0	0	0	0	0	0	0	0.0
2018-19	7	0	13	1.9	2	5	.400	2	5	.400	0	0	.000	0	1	1	0.1	1	0	0	1	0	0	6	0.9
2019-20	5	0	11	2.2	1	3	.333	1	3	.333	0	0	.000	0	1	1	0.2	1	0	0	1	1	0	3	0.6
TOTAL	**14**	**0**	**26**	**1.9**	**3**	**9**	**.333**	**3**	**9**	**.333**	**0**	**0**	**.000**	**0**	**2**	**2**	**0.1**	**2**	**0**	**0**	**1**	**0**	**0**	**9**	**0.6**

TRISTAN ENARUNA (en-uh-ROO-nuh)

Freshman • Guard/Forward • 6-8 • 200 • Almere, Flevoland, Netherlands • Wasatch Academy (Utah)

SEASON STATS

PPG	RPG	APG	FG%	3FG%	FT%
2.6	2.4	0.7	35%	25%	50%

LAST GAME VS. IOWA STATE (2.17.20)

MIN	PTS	REBS	ASTS	BLKS	STLS
10	2	4	0	0	0

A versatile player recruit who has a 7-foot wingspan ... Guarded all five positions while in high school ... Gained valuable experience in summer 2019 playing for the Netherlands in the U18 FIBA European Championship.

CAREER HONORS

CAREER HIGHS

Points	9	vs. UNCG (11.8.19)
Field Goals	3	vs. Monmouth (11.15.19)
		vs. UNCG (11.8.19)
Field Goal Att.	10	vs. Kansas City (12.14.19)
3PT Field Goals	1	7x, last at Oklahoma St. (1.27.20)
3PT Field Goal Att.	4	vs. Kansas City (12.14.19)
		vs. Chaminade (11.25.19)
Free Throws	3	vs. BYU (11.26.19)
Free Throw Att.	4	vs. BYU (11.26.19)
Rebounds	5	4x, last at Oklahoma St. (1.27.20)
Assists	4	vs. E. Tennessee State (11.19.19)
Blocks	2	vs. Chaminade (11.25.19)
		vs. Duke (11.5.19)
Steals	4	vs. E. Tennessee State (11.19.19)
Minutes	23	vs. E. Tennessee State (11.19.19)

MISCELLANEOUS

	FRESHMAN/CAREER
Double-Doubles	-
10+ Points	-
20+ Points	-
5+ Rebounds	4
10+ Rebounds	-
3+ Assists	2
2+ 3PT Field Goals	-
2+ Steals	3
2+ Blocks	2
Led Team in Pts.	-
Led Team in Rebs.	-
Led Team in Assists	-
Led Team in Blocks	4
Led Team in Steals	2

2019-20 GAME-BY-GAME

OPPONENT (Date)	MP	FG-A	PCT	3PT-A	PCT	FT-A	PCT	O-D-T	PF	A	TO	BLK	ST	TP
vs. Duke (11.5)	16	2-3	.667	1-1	1.000	0-0	---	0-2-2	2	0	2	2	1	5
UNC GREENSBORO (11.8)	19	3-5	.600	1-2	.500	2-3	.667	1-4-5	2	2	1	1	0	9
MONMOUTH (11.15)	14	3-6	.500	1-2	.500	0-0	---	0-4-4	1	2	2	0	0	7
EAST TENNESSEE STATE (11.19)	23	2-3	.667	0-1	.000	0-0	---	0-4-4	2	4	1	0	4	4
vs. Chaminade (11.25)	21	1-6	.167	1-4	.250	0-1	.000	1-1-2	1	3	2	2	0	3
vs. BYU (11.26)	16	0-3	.000	0-1	.000	3-4	.750	1-0-1	0	1	1	1	1	3
vs. Dayton (11.27)	18	1-4	.250	1-2	.500	0-0	---	0-4-4	2	0	1	0	0	3
COLORADO (12.7)	11	1-3	.333	0-1	.000	0-0	---	1-4-5	2	0	3	0	0	2
MILWAUKEE (12.10)	10	2-3	.667	0-1	.000	0-0	---	1-0-1	0	1	1	0	0	4
KANSAS CITY (12.14)	16	1-10	.100	0-4	.000	0-0	---	0-5-5	1	1	0	1	1	2
at Villanova (12.21)	21	1-1	1.000	1-1	1.000	0-0	---	2-1-3	1	2	0	1	0	3
at Stanford (12.29)	11	1-1	1.000	0-0	---	0-1	.000	0-3-3	0	1	2	0	0	2
WEST VIRGINIA (1.4)	1	0-0	---	0-0	---	0-0	---	0-0-0	0	0	1	0	0	0
at Iowa State (1.8)	15	0-1	.000	0-0	---	0-0	---	0-1-1	1	0	1	0	2	0
BAYLOR (1.11)	5	1-2	.500	0-0	---	0-0	---	0-1-1	0	0	0	1	0	2
at Oklahoma (1.14)	11	1-3	.333	0-0	---	0-2	.000	2-2-4	1	1	2	0	1	2
at Texas (1.18)	1	0-0	---	0-0	---	0-0	---	0-0-0	0	0	0	0	0	0
KANSAS STATE (1.21)	12	2-5	.400	0-2	.000	2-3	.667	2-0-2	0	0	1	0	2	6
TENNESSEE (1.25)	5	0-0	---	0-0	---	1-2	.500	1-0-1	1	0	1	0	0	1
at Oklahoma State (1.27)	15	1-6	.167	1-3	.333	0-0	---	1-4-5	2	0	0	1	0	3
TEXAS TECH (2.1)	4	1-2	.500	0-0	---	0-0	---	1-0-1	0	0	0	0	0	2
TEXAS (2.3)	4	0-1	.000	0-0	---	0-0	---	0-0-0	0	0	0	0	0	0
at TCU (2.8)	9	0-0	---	0-0	---	0-0	---	0-2-2	0	1	0	0	1	0
at West Virginia (2.12)	3	0-0	---	0-0	---	0-2	.000	1-0-1	0	0	1	0	0	0
OKLAHOMA (2.15)	9	1-2	.500	0-1	.000	0-0	---	0-2-2	1	0	2	0	0	2
IOWA STATE (2.17)	10	0-2	.000	0-2	.000	2-2	1.000	2-2-4	0	0	2	0	0	2
at Baylor (2.22)						DNP								
OKLAHOMA STATE (2.24)														
at Kansas State (2.29)														
TCU (3.4)														
at Texas Tech (3.7)														
TOTAL	**300**	**25-72**	**.347**	**7-28**	**.250**	**10-20**	**.500**	**17-46-63**	**20**	**19**	**27**	**10**	**13**	**67**

ˆ Starter

CAREER YEAR-BY-YEAR STATISTICS

SEASON	GP	GS	MIN	AVG	FG	FGA	PCT	3FG	3FGA	PCT	FT	FTA	PCT	OFF	DEF	TOT	AVG	PF	FO	AST	TO	BLK	STL	PTS	AVG
2019-20	26	0	300	11.5	25	72	.347	7	28	.250	10	20	.500	17	46	63	2.4	20	0	19	27	10	13	67	2.6
TOTAL	**26**	**0**	**300**	**11.5**	**25**	**72**	**.347**	**7**	**28**	**.250**	**10**	**20**	**.500**	**17**	**46**	**63**	**2.4**	**20**	**0**	**19**	**27**	**10**	**13**	**67**	**2.6**

BIG 12 ONLY YEAR-BY-YEAR STATISTICS

SEASON	GP	GS	MIN	AVG	FG	FGA	PCT	3FG	3FGA	PCT	FT	FTA	PCT	OFF	DEF	TOT	AVG	PF	FO	AST	TO	BLK	STL	PTS	AVG
2019-20	13	0	99	7.6	7	24	.292	1	8	.125	4	9	.444	9	14	23	1.8	5	0	2	10	2	6	19	1.5
TOTAL	**13**	**0**	**99**	**7.6**	**7**	**24**	**.292**	**1**	**8**	**.125**	**4**	**9**	**.444**	**9**	**14**	**23**	**1.8**	**5**	**0**	**2**	**10**	**2**	**6**	**19**	**1.5**

MICHAEL JANKOVICH (JANG-koh-vitch)

Freshman • Guard • 6-5 • 185 • Dallas, Texas • Jesuit College Prep / Northfield Mount Herman (Mass.)

SEASON STATS

PPG	RPG	APG	FG%	3FG%	FT%
1.3	0.0	0.1	50%	50%	75%

LAST GAME AT OKLAHOMA STATE (1.27.20)

MIN	PTS	REBS	ASTS	BLKS	STLS
2	0	0	0	0	0

An invited walk-on who provides depth at the guard position ... Has solid range from beyond the arc ... Son of SMU head coach Tim Jankovich, who spent five seasons as an assistant coach on Bill Self's staffs at Illinois and Kansas ... Lived in Lawrence from ages 4-8 while his father was on the KU staff.

CAREER HONORS

CAREER HIGHS

Points	5	vs. Monmouth (11.15.19)
Field Goals	1	vs. Kansas State (1.21.20)
		vs. Kansas City (12.14.19)
		vs. Monmouth (11.15.19)
Field Goal Att.	3	vs. Monmouth (11.15.19)
3PT Field Goals	1	vs. Kansas State (1.21.20)
		vs. Kansas City (12.14.19)
		vs. Monmouth (11.15.19)
3PT Field Goal Att.	3	vs. Monmouth (11.15.19)
Free Throws	2	vs. Monmouth (11.15.19)
Free Throw Att.	2	vs. Kansas State (1.21.20)
		vs. Monmouth (11.15.19)
Rebounds	-	
Assists	1	vs. Chaminade (11.25.19)
Blocks	-	
Steals	1	vs. Chaminade (11.25.19)
Minutes	5	vs. Monmouth (11.15.19)

MISCELLANEOUS

	FRESHMAN/CAREER
5+ Minutes	1
4+ Points	2
3+ Rebounds	-
3+ Assists	-
2+ 3PT Field Goals	-
2+ Steals	-
2+ Blocks	-
Led Team in Pts.	-
Led Team in Rebs.	-
Led Team in Assists	-
Led Team in Blocks	-
Led Team in Steals	-

2019-20 GAME-BY-GAME

OPPONENT (Date)	MP	FG-A	PCT	3PT-A	PCT	FT-A	PCT	O-D-T	PF	A	TO	BLK	ST	TP
vs. Duke (11.5)						DNP								
UNC GREENSBORO (11.8)						DNP								
MONMOUTH (11.15)	5	1-3	.333	1-3	.333	2-2	1.000	0-0-0	1	0	1	0	0	5
EAST TENNESSEE STATE (11.19)						DNP								
vs. Chaminade (11.25)	4	0-0	---	0-0	---	0-0	---	0-0-0	0	1	1	0	1	0
vs. BYU (11.26)	1	0-0	---	0-0	---	0-0	---	0-0-0	1	0	0	0	0	0
vs. Dayton (11.27)						DNP								
COLORADO (12.7)						DNP								
MILWAUKEE (12.10)	1	0-0	---	0-0	---	0-0	---	0-0-0	0	0	0	0	0	0
KANSAS CITY (12.14)	4	1-1	1.000	1-1	1.000	0-0	---	0-0-0	0	0	0	0	0	3
at Villanova (12.21)						DNP								
at Stanford (12.29)	1	0-0	---	0-0	---	0-0	---	0-0-0	0	0	0	0	0	0
WEST VIRGINIA (1.4)						DNP								
at Iowa State (1.8)	3	0-1	.000	0-1	.000	0-0	---	0-0-0	0	0	0	0	0	0
BAYLOR (1.11)						DNP								
at Oklahoma (1.14)						DNP								
at Texas (1.18)						DNP								
KANSAS STATE (1.21)	3	1-1	1.000	1-1	1.000	1-2	.500	0-0-0	0	0	0	0	0	4
TENNESSEE (1.25)						DNP								
at Oklahoma State (1.27)	2	0-0	---	0-0	---	0-0	---	0-0-0	0	0	0	0	0	0
TEXAS TECH (2.1)						DNP								
TEXAS (2.3)						DNP								
at TCU (2.8)						DNP								
at West Virginia (2.12)						DNP								
OKLAHOMA (2.15)						DNP								
IOWA STATE (2.17)						DNP								
at Baylor (2.22)						DNP								
OKLAHOMA STATE (2.24)														
at Kansas State (2.29)														
TCU (3.4)														
at Texas Tech (3.7)														
TOTAL	**24**	**3-6**	**.500**	**3-6**	**.500**	**3-4**	**.750**	**0-0-0**	**2**	**1**	**2**	**0**	**1**	**12**

^ Starter

CAREER YEAR-BY-YEAR STATISTICS

SEASON	GP	GS	MIN	AVG	FG	FGA	PCT	3FG	3FGA	PCT	FT	FTA	PCT	OFF	DEF	TOT	AVG	PF	FO	AST	TO	BLK	STL	PTS	AVG
2019-20	9	0	24	2.7	3	6	.500	3	6	.500	3	4	.750	0	0	0	0.0	2	0	1	2	0	1	12	1.3
TOTAL	**9**	**0**	**24**	**2.7**	**3**	**6**	**.500**	**3**	**6**	**.500**	**3**	**4**	**.750**	**0**	**0**	**0**	**0.0**	**2**	**0**	**1**	**2**	**0**	**1**	**12**	**1.3**

BIG 12 ONLY YEAR-BY-YEAR STATISTICS

SEASON	GP	GS	MIN	AVG	FG	FGA	PCT	3FG	3FGA	PCT	FT	FTA	PCT	OFF	DEF	TOT	AVG	PF	FO	AST	TO	BLK	STL	PTS	AVG
2019-20	3	0	8	2.7	1	2	.500	1	2	.500	1	2	.500	0	0	0	0.0	0	0	0	0	0	0	4	1.3
TOTAL	**3**	**0**	**8**	**2.7**	**1**	**2**	**.500**	**1**	**2**	**.500**	**1**	**2**	**.500**	**0**	**0**	**0**	**0.0**	**0**	**0**	**0**	**0**	**0**	**0**	**4**	**1.3**

SILVIO DE SOUSA (deh-SOE-suh)

Junior • Forward • 6-9 • 245 • Luanda, Angola • IMG Academy (Fla.)

SEASON STATS

PPG	RPG	BPG	FG%	3FG%	FT%
2.6	2.8	0.8	47%	67%	52%

LAST GAME VS. KANSAS STATE (1.21.20)

MIN	PTS	REBS	ASTS	BLKS	STLS
5	0	2	0	3	0

2017-18: Averaged 4.8 points and 5.4 rebounds in the 2018 NCAA Tournament ... Tied season high with 26 minutes vs. Duke (3/25) with 10 rebounds and scoring four points ... Averaged 20.0 minutes, 10.0 ppg and 9.7 rpg in the Big 12 Championship ... Posted his first double-double (16 points, 10 rebounds) vs. West Virginia (3/10) in the Big 12 title game ... Pulled down six or more rebounds seven times, including his last three games in the NCAA Tournament ... Joined the team following graduation from IMG Academy in Bradenton, Florida, following the fall 2017 semester.

CAREER HONORS

CAREER HIGHS

Points	16	vs. West Virginia (3.10.18)
Field Goals	8	vs. West Virginia (3.10.18)
Field Goal Att.	8	vs. Monmouth (11.15.19) vs. West Virginia (3.10.18)
3PT Field Goals	1	vs. Kansas City (12.14.19) vs. Monmouth (11.15.19)
3PT Field Goal Att.	1	3x, last vs. Kansas City (12.14.19)
Free Throws	4	vs. Milwaukee (12.10.19) vs. Oklahoma (2.19.18)
Free Throw Att.	6	vs. Milwaukee (12.10.19)
Rebounds	11	vs. Kansas State (3.9.18)
Assists	1	6x, last vs. Kansas City (12.14.19)
Blocks	3	vs. Kansas State (1.21.20) vs. Kansas City (12.14.19) vs. E. Tennessee State (11.19.19)
Steals	1	vs. E. Tennessee State (11.19.19) vs. Duke (11.5.19) vs. West Virginia (3.10.18)
Minutes	26	vs. Duke (3.25.18) vs. West Virginia (3.10.18)

MISCELLANEOUS

	FR	SO	JR	CAREER
Double-Doubles	1	-	-	1
10+ Points	2	-	1	3
20+ Points	-	-	-	-
5+ Rebounds	7	-	3	10
10+ Rebounds	3	-	-	3
3+ Assists	-	-	-	-
2+ Steals	-	-	-	-
2+ Blocks	-	-	4	4
Led Team in Pts.	-	-	-	-
Led Team in Rebs.	4	-	1	5
Led Team in Assists	-	-	-	-
Led Team in Steals	-	-	-	-
Led Team in Blocks	1	-	3	4

2019-20 GAME-BY-GAME

OPPONENT (Date)	MP	FG-A	PCT	3PT-A	PCT	FT-A	PCT	O-D-T	PF	A	TO	BLK	ST	TP
vs. Duke (11.5)	8	0-2	.000	0-0	---	3-4	.750	3-1-4	1	0	3	0	1	3
UNC GREENSBORO (11.8)	6	0-3	.000	0-0	---	0-0	---	1-1-2	0	0	0	1	0	0
^MONMOUTH (11.15)	23	4-8	.500	1-1	1.000	2-4	.500	3-3-6	4	0	1	1	0	11
EAST TENNESSEE STATE (11.19)	8	4-4	1.000	0-0	---	0-0	---	0-1-1	3	0	1	3	1	8
vs. Chaminade (11.25)	11	2-3	.667	0-1	.000	0-1	.000	1-1-2	1	0	1	0	0	4
vs. BYU (11.26)	3	0-2	.000	0-0	---	0-0	---	1-1-2	1	0	0	0	0	0
vs. Dayton (11.27)	1	0-0	---	0-0	---	0-0	---	0-0-0	1	0	1	0	0	0
COLORADO (12.7)	11	0-1	.000	0-0	---	2-4	.500	2-1-3	4	0	0	0	0	2
MILWAUKEE (12.10)	12	0-1	.000	0-0	---	4-6	.667	2-4-6	3	1	2	0	0	4
KANSAS CITY (12.14)	20	3-5	.600	1-1	1.000	2-4	.500	3-4-7	2	1	2	3	0	9
at Villanova (12.21)	3	0-0	---	0-0	---	0-0	---	0-0-0	1	0	1	1	0	0
at Stanford (12.29)	8	1-2	.500	0-0	---	0-0	---	0-2-2	2	0	1	0	0	2
WEST VIRGINIA (1.4)	7	0-1	.000	0-0	---	0-0	---	1-1-2	3	0	0	0	0	0
at Iowa State (1.8)	15	1-1	1.000	0-0	---	0-0	---	0-2-2	2	0	2	2	0	2
BAYLOR (1.11)	6	1-1	1.000	0-0	---	0-2	---	3-1-4	1	0	1	1	0	2
at Oklahoma (1.14)	2	0-0	---	0-0	---	0-0	---	0-3-3	0	0	0	0	0	0
at Texas (1.18)	2	0-0	---	0-0	---	0-0	---	1-2-3	0	0	0	0	0	0
KANSAS STATE (1.21)	5	0-0	---	0-0	---	0-0	---	0-2-2	3	0	1	3	0	0
TENNESSEE (1.25)						DNP								
at Oklahoma State (1.27)						DNP								
TEXAS TECH (2.1)						DNP								
TEXAS (2.3)						DNP								
at TCU (2.8)						DNP								
at West Virginia (2.12)						DNP								
OKLAHOMA (2.15)						DNP								
IOWA STATE (2.17)						DNP								
at Baylor (2.22)						DNP								
OKLAHOMA STATE (2.24)														
at Kansas State (2.29)														
TCU (3.4)														
at Texas Tech (3.7)														
TOTAL	**151**	**16-34**	**.471**	**2-3**	**.667**	**13-25**	**.520**	**21-30-51**	**32**	**2**	**17**	**15**	**2**	**47**

^ Starter

CAREER YEAR-BY-YEAR STATISTICS

SEASON	GP	GS	MIN	AVG	FG	FGA	PCT	3FG	3FGA	PCT	FT	FTA	PCT	OFF	DEF	TOT	AVG	PF	FO	AST	TO	BLK	STL	PTS	AVG
2017-18	20	0	175	8.8	32	47	.681	0	0	.000	15	21	.714	33	41	74	3.7	33	0	4	18	3	1	79	4.0
2018-19													DNP												
2019-20	18	1	151	8.4	16	34	.471	2	3	.667	13	25	.520	21	30	51	2.8	32	0	2	17	15	2	47	2.6
TOTAL	**38**	**1**	**326**	**8.6**	**48**	**81**	**.593**	**2**	**3**	**.667**	**28**	**46**	**.609**	**54**	**71**	**125**	**3.3**	**65**	**0**	**6**	**35**	**18**	**3**	**126**	**3.3**

BIG 12 ONLY YEAR-BY-YEAR STATISTICS

SEASON	GP	GS	MIN	AVG	FG	FGA	PCT	3FG	3FGA	PCT	FT	FTA	PCT	OFF	DEF	TOT	AVG	PF	FO	AST	TO	BLK	STL	PTS	AVG
2017-18	11	0	50	4.5	9	14	.643	0	0	.000	7	9	.778	12	6	18	1.6	14	0	2	7	0	0	25	2.3
2018-19													DNP												
2019-20	6	0	37	6.2	2	3	.667	0	0	.000	0	2	.000	5	11	16	2.7	9	0	0	4	6	0	4	0.7
TOTAL	**17**	**0**	**87**	**5.1**	**11**	**17**	**.647**	**0**	**0**	**.000**	**7**	**11**	**.636**	**17**	**17**	**34**	**2.0**	**23**	**0**	**2**	**11**	**6**	**0**	**29**	**1.7**

OCHAI AGBAJI

(OCH-eye uh-BAH-gee)

Sophomore • Guard • 6-5 • 210 • Kansas City, Mo. • Oak Park HS

SEASON STATS

PPG	RPG	APG	FG%	3FG%	FT%
10.0	4.3	2.1	43%	34%	65%

LAST GAME AT BAYLOR (2.22.20)

MIN	PTS	REBS	ASTS	BLKS	STLS
39	0	5	3	0	0

Started the final 16 games of the 2018-19 season ... Had three 20-point and seven 10-point contests ... Had five multiple 3FG games ... Recorded two double-doubles ... Big 12 Newcomer of the Week (2/4) ... Had 23 points on 8-of-12 shooting, 5-7 3FGs, with six rebounds vs. Oklahoma State (2/9) ... Had 20 points and 11 rebounds at TCU (2/11) ... Posted first career double-double with 10 points and 10 rebounds vs. Texas Tech (2/2) ... Had a career-high night in his first start of the season with 24 points at Texas (1/29).

CAREER HONORS

Big 12 Newcomer of the Week (2.4.19)

CAREER HIGHS

Points	24	at Texas (1.29.19)
Field Goals	8	vs. Colorado (12.7.19) vs. Oklahoma State (2.9.19) at Texas (1.29.19)
Field Goal Att.	14	vs. Colorado (12.7.19)
3PT Field Goals	5	vs. Milwaukee (12.10.19) vs. Oklahoma State (2.9.19)
3PT Field Goal Att.	8	vs. Milwaukee (12.10.19) vs. UNCG (11.8.19) at Oklahoma State (3.2.19)
Free Throws	6	at TCU (2.11.19) at Texas (1.29.19)
Free Throw Att.	8	at Texas (1.29.19)
Rebounds	12	vs. Colorado (12.7.19)
Assists	4	3x, last at Villanova (12.21.19)
Blocks	2	vs. Texas Tech (2.1.20) vs. West Virginia (3.15.19)
Steals	4	vs. Duke (11.5.19)
Minutes	45	vs. Dayton (11.27.19)

MISCELLANEOUS

	FR	SO	CAREER
Double-Doubles	2	1	3
10+ Points	8	13	21
20+ Points	3	2	5
5+ Rebounds	9	12	21
10+ Rebounds	2	1	3
3+ Assists	2	10	12
3+ 3PT Field Goals	2	6	8
2+ Steals	2	11	13
2+ Blocks	1	1	2
Led Team in Pts.	1	2	3
Led Team in Rebs.	3	1	4
Led Team in Assists	-	2	2
Led Team in Steals	-	6	6
Led Team in Blocks	6	1	7

2019-20 GAME-BY-GAME

OPPONENT (Date)	MP	FG-A	PCT	3PT-A	PCT	FT-A	PCT	O-D-T	PF	A	TO	BLK	ST	TP
^vs. Duke (11.5)	39	6-10	.600	2-3	.667	1-3	.333	2-4-6	3	2	5	0	4	15
^UNC GREENSBORO (11.8)	35	5-11	.455	3-8	.375	0-0	---	0-4-4	1	2	3	0	2	13
^MONMOUTH (11.15)	22	1-9	.111	0-5	.000	2-2	1.000	1-1-2	4	3	0	0	3	4
^EAST TENNESSEE STATE (11.19)	34	2-8	.250	0-4	.000	0-0	---	1-2-3	2	2	2	0	1	4
^vs. Chaminade (11.25)	26	4-9	.444	3-6	.500	0-0	---	0-1-1	2	2	2	0	1	11
^vs. BYU (11.26)	31	6-9	.667	2-4	.500	0-0	---	1-4-5	0	3	2	0	1	14
^vs. Dayton (11.27)	45	2-9	.222	1-5	.200	1-2	.500	1-5-6	4	4	1	1	1	6
^COLORADO (12.7)	36	8-14	.571	4-6	.667	0-0	---	3-9-12	0	2	3	0	1	20
^MILWAUKEE (12.10)	34	6-9	.667	5-8	.625	5-5	1.000	3-5-8	3	3	2	1	0	22
^KANSAS CITY (12.14)	26	2-3	.667	1-2	.500	0-0	---	0-4-4	1	3	1	0	2	5
^at Villanova (12.21)	39	5-8	.625	1-4	.250	0-0	---	0-2-2	2	4	2	0	3	11
^at Stanford (12.29)	33	5-11	.455	2-6	.333	2-4	.500	0-3-3	3	2	3	0	2	14
^WEST VIRGINIA (1.4)	38	1-6	.167	1-5	.200	4-6	.667	0-1-1	3	2	2	0	1	7
^at Iowa State (1.8)	28	6-7	.857	4-5	.800	0-0	---	0-2-2	0	2	4	0	2	16
^BAYLOR (1.11)	33	2-7	.286	0-1	.000	2-2	1.000	2-3-5	0	1	3	0	1	6
^at Oklahoma (1.14)	38	3-11	.273	1-4	.250	0-0	---	1-4-5	2	3	1	0	1	7
^at Texas (1.18)	31	1-6	.167	0-3	.000	2-2	1.000	1-1-2	3	0	1	0	1	4
^KANSAS STATE (1.21)	31	3-11	.273	0-3	.000	0-0	---	4-3-7	3	2	1	0	1	6
^TENNESSEE (1.25)	38	6-12	.500	3-7	.429	1-3	.333	1-1-2	3	1	0	1	2	16
^at Oklahoma State (1.27)	35	2-9	.222	2-7	.286	3-4	.750	1-3-4	2	2	1	1	0	9
^TEXAS TECH (2.1)	37	4-8	.500	1-3	.333	2-2	1.000	0-5-5	1	1	4	2	0	11
^TEXAS (2.3)	36	3-8	.375	0-2	.000	2-3	.667	2-4-6	2	1	1	0	2	8
^at TCU (2.8)	32	2-6	.333	1-3	.333	2-2	1.000	1-3-4	2	1	2	1	2	7
^at West Virginia (2.12)	39	4-7	.571	0-3	.000	1-2	.500	1-2-3	1	1	0	0	2	9
^OKLAHOMA (2.15)	30	4-10	.400	2-5	.400	0-2	.000	1-5-6	3	3	1	1	0	10
^IOWA STATE (2.17)	29	6-10	.600	2-6	.333	0-2	.000	1-2-3	1	3	1	0	1	14
^at Baylor (2.22)	39	0-5	.000	0-2	.000	0-0	---	1-4-5	1	3	3	0	0	0
OKLAHOMA STATE (2.24)														
at Kansas State (2.29)														
TCU (3.4)														
at Texas Tech (3.7)														
TOTAL	**914**	**99-233**	**.425**	**41-120**	**.342**	**30-46**	**.652**	**29-87-116**	**52**	**58**	**51**	**8**	**37**	**269**

^ Starter

CAREER YEAR-BY-YEAR STATISTICS

SEASON	GP	GS	MIN	AVG	FG	FGA	PCT	3FG	3FGA	PCT	FT	FTA	PCT	OFF	DEF	TOT	AVG	PF	FO	AST	TO	BLK	STL	PTS	AVG
2018-19	22	16	568	25.8	70	156	.449	23	75	.307	25	36	.694	21	80	101	4.6	43	1	20	30	12	10	188	8.5
2019-20	27	27	914	33.9	99	233	.425	41	120	.342	30	46	.652	29	87	116	4.3	52	0	58	51	8	37	269	10.0
TOTAL	**49**	**43**	**1482**	**30.2**	**169**	**389**	**.434**	**64**	**195**	**.328**	**55**	**82**	**.671**	**50**	**167**	**217**	**4.4**	**95**	**1**	**78**	**81**	**20**	**47**	**457**	**9.3**

BIG 12 ONLY YEAR-BY-YEAR STATISTICS

SEASON	GP	GS	MIN	AVG	FG	FGA	PCT	3FG	3FGA	PCT	FT	FTA	PCT	OFF	DEF	TOT	AVG	PF	FO	AST	TO	BLK	STL	PTS	AVG
2018-19	16	11	434	27.1	55	119	.462	19	59	.322	21	31	.677	13	68	81	5.1	34	1	16	22	8	10	150	9.4
2019-20	14	14	476	34.0	41	111	.369	14	52	.269	18	27	.667	16	42	58	4.1	24	0	25	25	5	14	114	8.1
TOTAL	**30**	**25**	**910**	**30.3**	**96**	**230**	**.417**	**33**	**111**	**.297**	**39**	**58**	**.672**	**29**	**110**	**139**	**4.6**	**58**	**1**	**41**	**47**	**13**	**24**	**264**	**8.8**

DAVID McCORMACK

Sophomore • Forward • 6-10 • 265 • Norfolk, Va. • Oak Hill Academy

SEASON STATS

PPG	RPG	BPG	FG%	3FG%	FT%
7.1	4.2	0.4	56%	0%	82%

LAST GAME AT BAYLOR (2.22.20)

MIN	PTS	REBS	ASTS	BLKS	STLS
4	4	1	0	0	0

Coming off a solid freshman season where he started the final 13 games of 2018-19 ... A 2018 McDonald's All-American who also represented the USA at the Nike Hoop Summit ... A big body who showed a lot of discipline in losing more than 50 pounds during high school ... Can play both power forward and center and can open up the middle with his outside shooting ... One of three McDonald's All-Americans on the KU roster.

CAREER HONORS

CAREER HIGHS

Points	28	vs. Kansas City (12.14.19)
Field Goals	11	vs. Kansas City (12.14.19)
Field Goal Att.	14	vs. Kansas City (12.14.19)
3PT Field Goals	-	
3PT Field Goal Att.	1	vs. West Virginia (1.4.20) vs. Monmouth (11.15.19)
Free Throws	6	vs. Kansas City (12.14.19)
Free Throw Att.	6	vs. Kansas City (12.14.19)
Rebounds	13	vs. Duke (11.5.19)
Assists	4	vs. Monmouth (11.15.19)
Blocks	3	vs. Texas Tech (2.1.20)
Steals	2	4x, last vs. Kansas City (12.14.19)
Minutes	28	vs. Texas (3.14.19)

MISCELLANEOUS

	FR	SO	CAREER
Double-Doubles	-	1	1
10+ Points	6	6	12
20+ Points	-	1	1
5+ Rebounds	10	8	18
10+ Rebounds	-	2	2
2+ Assists	4	2	6
1+ 3PT Field Goals	-	-	-
2+ Steals	2	2	4
2+ Blocks	2	1	3
Led Team in Pts.	1	2	3
Led Team in Rebs.	2	4	6
Led Team in Assists	-	1	1
Led Team in Steals	2	1	3
Led Team in Blocks	4	1	5

2019-20 GAME-BY-GAME

OPPONENT (Date)	MP	FG-A	PCT	3PT-A	PCT	FT-A	PCT	O-D-T	PF	A	TO	BLK	ST	TP
^vs. Duke (11.5)	28	2-7	.286	0-0	---	2-4	.500	3-10-13	3	1	3	1	2	6
^UNC GREENSBORO (11.8)	11	1-2	.500	0-0	---	0-0	---	2-2-4	0	0	1	0	0	2
MONMOUTH (11.15)	16	7-8	.875	0-1	.000	3-4	.750	3-8-11	3	4	0	1	0	17
^EAST TENNESSEE STATE (11.19)	12	2-5	.400	0-0	---	0-0	---	1-2-3	1	1	0	1	0	4
^vs. Chaminade (11.25)	16	5-7	.714	0-0	---	0-0	---	2-0-2	2	1	0	0	0	10
^vs. BYU (11.26)	20	7-9	.778	0-0	---	2-2	1.000	1-4-5	0	1	1	0	0	16
^vs. Dayton (11.27)	16	1-3	.333	0-0	---	1-2	.500	1-1-2	1	0	2	0	1	3
^COLORADO (12.7)	15	3-7	.429	0-0	---	0-0	---	0-2-2	1	0	3	0	0	6
^MILWAUKEE (12.10)	17	3-5	.600	0-0	---	1-4	.250	0-1-1	1	0	0	0	1	7
^KANSAS CITY (12.14)	16	11-14	.786	0-0	---	6-6	1.000	4-3-7	2	1	2	0	2	28
^at Villanova (12.21)	26	3-7	.429	0-0	---	0-0	---	2-5-7	1	1	2	0	1	6
^at Stanford (12.29)	11	0-1	.000	0-0	---	0-0	---	1-1-2	2	0	3	0	1	0
^WEST VIRGINIA (1.4)	10	1-3	.333	0-1	.000	0-0	---	1-2-3	0	0	1	0	0	2
^at Iowa State (1.8)	18	6-11	.545	0-0	---	4-4	1.000	4-3-7	2	1	1	0	1	16
^BAYLOR (1.11)	10	0-2	.000	0-0	---	0-0	---	0-1-1	1	0	0	1	0	0
^at Oklahoma (1.14)	15	2-5	.400	0-0	---	0-0	---	0-3-3	2	0	2	0	0	4
^at Texas (1.18)	20	3-4	.750	0-0	---	0-0	---	2-5-7	1	1	0	0	1	6
^KANSAS STATE (1.21)	10	0-2	.000	0-0	---	2-2	1.000	1-3-4	0	0	1	0	0	2
TENNESSEE (1.25)						DNP								
at Oklahoma State (1.27)						DNP								
TEXAS TECH (2.1)	19	3-6	.500	0-0	---	0-0	---	1-5-6	3	2	0	3	0	6
^TEXAS (2.3)	15	2-5	.400	0-0	---	2-2	1.000	1-2-3	3	0	1	1	0	6
at TCU (2.8)	8	2-4	.500	0-0	---	2-2	1.000	2-2-4	1	0	1	1	0	6
at West Virginia (2.12)	10	1-1	1.000	0-0	---	2-2	1.000	0-1-1	3	0	1	1	0	4
OKLAHOMA (2.15)	10	3-4	.750	0-0	---	0-0	---	2-1-3	2	0	2	0	0	6
IOWA STATE (2.17)	18	3-7	.429	0-0	---	4-4	1.000	2-0-2	1	1	0	1	0	10
at Baylor (2.22)	4	2-2	1.000	0-0	---	0-0	---	1-0-1	5	0	1	0	0	4
OKLAHOMA STATE (2.24)														
at Kansas State (2.29)														
TCU (3.4)														
at Texas Tech (3.7)														
TOTAL	**371**	**73-131**	**.557**	**0-2**	**.000**	**31-38**	**.816**	**37-67-104**	**41**	**15**	**28**	**11**	**10**	**177**

^ Starter

CAREER YEAR-BY-YEAR STATISTICS

SEASON	GP	GS	MIN	AVG	FG	FGA	PCT	3FG	3FGA	PCT	FT	FTA	PCT	OFF	DEF	TOT	AVG	PF	FO	AST	TO	BLK	STL	PTS	AVG
2018-19	34	13	363	10.7	55	88	.625	0	0	.000	21	35	.600	42	62	104	3.1	39	0	13	27	13	7	131	3.9
2019-20	25	18	371	14.8	73	131	.557	0	2	.000	31	38	.816	37	67	104	4.2	41	1	15	28	11	10	177	7.1
TOTAL	**59**	**31**	**734**	**12.4**	**128**	**219**	**.584**	**0**	**2**	**.000**	**52**	**73**	**.712**	**79**	**129**	**208**	**3.5**	**80**	**1**	**28**	**55**	**24**	**17**	**308**	**5.2**

BIG 12 ONLY YEAR-BY-YEAR STATISTICS

SEASON	GP	GS	MIN	AVG	FG	FGA	PCT	3FG	3FGA	PCT	FT	FTA	PCT	OFF	DEF	TOT	AVG	PF	FO	AST	TO	BLK	STL	PTS	AVG
2018-19	17	8	184	10.8	27	45	.600	0	0	.000	11	18	.611	17	25	42	2.5	25	0	5	15	6	5	65	3.8
2019-20	13	7	167	12.8	28	56	.500	0	1	.000	16	16	1.000	17	28	45	3.5	24	1	5	11	8	2	72	5.5
TOTAL	**30**	**15**	**351**	**11.7**	**55**	**101**	**.545**	**0**	**1**	**.000**	**27**	**34**	**.794**	**34**	**53**	**87**	**2.9**	**49**	**1**	**10**	**26**	**14**	**7**	**137**	**4.6**

UDOKA AZUBUIKE

(you-DOE-kuh az-uh-BOO-kee)

Senior • Center • 7-0 • 255 • Delta, Nigeria • Potter's House Christian Academy

SEASON STATS

PPG	RPG	BPG	FG%	3FG%	FT%
13.1	10.1	2.6	74%	-	42%

LAST GAME AT BAYLOR (2.22.20)

MIN	PTS	REBS	ASTS	BLKS	STLS
36	23	19	0	3	0

One of three seniors on the 2019-20 roster, along with Isaiah Moss and Mitch Lightfoot ... Two-time Academic All-Big 12 selection who played in just nine games in 2018-19 due to injury ... An All-Big 12 performer as a sophomore in which he led the nation in field goal percentage at 77.0% ... Has a career 74.4 field goal percentage in 56 games played, including 49 starts ... One of three McDonald's All-Americans on the KU roster.

CAREER HONORS

3x Big 12 Player of the Week
Naismith Trophy Midseason Watch List (1 of 30)
Oscar Robertson Trophy Midseason Watch List (1 of 12)
Sporting News Midseason All-America Third Team
Wooden Award Late Season Top 20
Maui Invitational Co-MVP & All-Tournament Team
NABC Player of the Year Watch List (1 of 20)
Preseason Associated Press All-America HM
Kareem Abdul-Jabar Award Finalist (1 of 10)
Preseason All-Big 12 | Preseason Big 12 Player of the Year

Academic All-Big 12 First Team [2018-19]; Kareem Abdul-Jabbar of the Year Award Candidate (1 of 20); Preseason All-Big 12 HM [2018-19]; All-Big 12 Third Team [2017-18]; Academic All-Big 12 Second Team [2017-18]

CAREER HIGHS

Points	29	vs. Dayton (11.27.19)
Field Goals	13	at Nebraska (12.16.17)
Field Goal Att.	17	vs. Vermont (11.12.18)
	17	at Nebraska (12.16.17)
Free Throws	7	vs. West Virginia (2.17.18)
Free Throw Att.	11	vs. Tennessee (1.25.20)
		vs. Baylor (1.20.18)
Rebounds	19	at Baylor (2.22.20)
Assists	4	vs. Kansas City (12.14.19)
		vs. Duke (11.5.19)
Blocks	7	vs. Baylor (1.11.20)
Steals	3	vs. E. Tennessee State (11.19.19)
		vs. Oklahoma (2.19.18)
Minutes	36	at Baylor (2.22.20)

MISCELLANEOUS

	FR	SO	JR	SR	CAREER
Double-Doubles	0	6	1	12	19
10+ Points	1	25	5	20	50
20+ Points	0	7	2	4	13
5+ Rebounds	4	30	5	26	65
10+ Rebounds	1	6	1	14	22
3+ Assists	0	0	0	2	2
2+ Steals	0	4	0	1	5
2+ Blocks	5	19	4	18	45
Led Team in Pts.	0	7	1	5	13
Led Team in Rebs.	3	20	2	20	45
Led Team in Assists	0	0	0	1	1
Led Team in Steals	0	1	0	2	3
Led Team in Blocks	6	22	5	20	53

2019-20 GAME-BY-GAME

OPPONENT (Date)	MP	FG-A	PCT	3PT-A	PCT	FT-A	PCT	O-D-T	PF	A	TO	BLK	ST	TP
^vs. Duke (11.5)	29	3-4	.750	0-0	---	2-3	.667	1-7-8	4	4	4	1	0	8
^UNC GREENSBORO (11.8)	28	5-8	.625	0-0	---	0-4	.000	4-6-10	1	0	1	0	1	10
^MONMOUTH (11.15)	23	5-5	1.000	0-0	---	2-4	.500	2-6-8	1	1	0	3	1	12
^EAST TENNESSEE STATE (11.19)	29	10-13	.769	0-0	---	1-4	.250	2-5-7	1	1	1	4	3	21
^vs. Chaminade (11.25)	19	7-8	.875	0-0	---	1-2	.500	3-4-7	3	0	4	1	1	15
^vs. BYU (11.26)	27	5-6	.833	0-0	---	1-5	.200	3-7-10	1	1	2	0	1	11
^vs. Dayton (11.27)	31	12-15	.800	0-0	---	5-8	.625	1-2-3	5	1	0	4	0	29
^COLORADO (12.7)	29	6-7	.857	0-0	---	0-4	.000	2-4-6	2	0	3	3	1	12
^MILWAUKEE (12.10)	28	7-7	1.000	0-0	---	1-1	1.000	4-13-17	2	2	3	1	0	15
^KANSAS CITY (12.14)	18	4-4	1.000	0-0	---	1-2	.500	0-5-5	2	4	2	3	0	9
^at Villanova (12.21)	30	6-10	.600	0-0	---	0-2	.000	2-9-11	3	2	2	2	0	12
^at Stanford (12.29)	27	1-2	.500	0-0	---	0-5	.000	7-6-13	4	1	5	0	0	2
^WEST VIRGINIA (1.4)	32	6-6	1.000	0-0	---	5-10	.500	4-7-11	2	0	5	6	1	17
^at Iowa State (1.8)	23	3-5	.600	0-0	---	4-5	.800	3-4-7	3	2	1	0	0	10
^BAYLOR (1.11)	32	3-6	.500	0-0	---	0-0	---	3-8-11	1	0	2	7	1	6
^at Oklahoma (1.14)	32	7-10	.700	0-0	---	2-2	1.000	3-11-14	3	1	4	3	1	16
^at Texas (1.18)	35	7-9	.778	0-0	---	3-9	.333	2-7-9	2	0	2	1	0	17
^KANSAS STATE (1.21)	31	4-5	.800	0-0	---	2-4	.500	5-9-14	2	1	2	4	0	10
^TENNESSEE (1.25)	27	6-7	.857	0-0	---	6-11	.545	4-7-11	4	0	2	4	1	18
^at Oklahoma State (1.27)	28	3-4	.750	0-0	---	0-0	---	2-5-7	2	0	3	5	1	6
^TEXAS TECH (2.1)	16	1-5	.200	0-0	---	3-4	.750	4-4-8	3	0	2	1	0	5
TEXAS (2.3)	25	8-10	.800	0-0	---	1-2	.500	3-9-12	3	0	4	2	0	17
^at TCU (2.8)	32	10-14	.714	0-0	---	0-2	.000	4-11-15	2	0	2	5	0	20
^at West Virginia (2.12)	29	3-6	.500	0-0	---	0-2	.000	1-6-7	3	1	1	2	1	6
^OKLAHOMA (2.15)	30	6-12	.500	0-0	---	3-6	.500	6-11-17	1	1	1	4	0	15
^IOWA STATE (2.17)	24	5-7	.714	0-0	---	3-7	.429	4-3-7	3	2	6	2	0	13
^at Baylor (2.22)	36	11-13	.846	0-0	---	1-3	.333	5-14-19	4	0	0	3	0	23
OKLAHOMA STATE (2.24)														
at Kansas State (2.29)														
TCU (3.4)														
at Texas Tech (3.7)														
TOTAL	**750**	**154-208**	**.740**	**0-0**	**---**	**47-111**	**.423**	**84-190-274**	**67**	**25**	**64**	**71**	**14**	**355**

^ Starter

CAREER YEAR-BY-YEAR STATISTICS

SEASON	GP	GS	MIN	AVG	FG	FGA	PCT	3FG	3FGA	PCT	FT	FTA	PCT	OFF	DEF	TOT	AVG	PF	FO	AST	TO	BLK	STL	PTS	AVG
2016-17	11	6	142	12.9	22	35	.629	0	0	.000	11	29	.379	13	35	48	4.4	31	0	2	15	18	2	55	5.0
2017-18	36	34	848	23.6	211	274	.770	0	0	.000	45	109	.413	87	165	252	7.0	108	4	24	63	60	20	467	13.0
2018-19	9	9	184	20.4	55	78	.705	0	0	.000	11	32	.344	20	41	61	6.8	26	1	5	18	14	4	121	13.4
2019-20	27	26	750	27.8	154	208	.740	0	0	.000	47	111	.423	84	190	274	10.1	67	1	25	64	71	14	355	13.1
TOTAL	**83**	**75**	**1924**	**23.2**	**442**	**595**	**.743**	**0**	**0**	**.000**	**114**	**281**	**.406**	**204**	**431**	**635**	**7.7**	**232**	**6**	**56**	**160**	**163**	**40**	**998**	**12.0**

BIG 12 ONLY YEAR-BY-YEAR STATISTICS

SEASON	GP	GS	MIN	AVG	FG	FGA	PCT	3FG	3FGA	PCT	FT	FTA	PCT	OFF	DEF	TOT	AVG	PF	FO	AST	TO	BLK	STL	PTS	AVG
2016-17	-	-	-	-	-	-	-	-	-	-	-	-	-	-	-	-	-	-	-	-	-	-	-	-	-
2017-18	18	18	431	23.9	100	127	.787	0	0	.000	32	76	.421	42	76	118	6.6	59	2	11	38	32	11	232	12.9
2018-19	1	1	23	23.0	4	5	.800	0	0	.000	0	1	.000	3	6	9	9.0	2	0	0	1	2	0	8	8.0
2019-20	14	13	405	28.9	77	112	.688	0	0	.000	27	56	.482	49	109	158	11.3	34	0	8	35	45	5	181	12.9
TOTAL	**33**	**32**	**859**	**26.0**	**181**	**244**	**.742**	**0**	**0**	**.000**	**59**	**133**	**.444**	**94**	**191**	**285**	**8.6**	**95**	**2**	**19**	**74**	**79**	**16**	**421**	**12.8**

MITCH LIGHTFOOT

Senior • Forward • 6-8 • 225 • Gilbert, Arizona • Gilbert Christian HS

SEASON STATS (2018-19)

PPG	RPG	BPG	FG%	3FG%	FT%
2.4	2.9	1.0	54%	20%	51%

LAST GAME VS. AUBURN (3.23.19)

MIN	PTS	REBS	ASTS	BLKS	STLS
9	0	2	0	0	0

Has announced he will redshirt 2019-20 ... Completed undergrad degree in economics in Dec. 2019 ... Has played in 98 games while at KU with seven starts ... Enters his senior season tied for 20th on the KU career blocked shots list with 98, tied with Paul Pierce (1996-98) ... Has built a reputation for taking charges as he has led KU in the stat each of the last two seasons with 16 in 2017-18 and 14 in 2018-19 ... Was born in Kansas City and moved to Arizona as a youth . ... Ranked eighth in the Big 12 with 1.5 blocked shots per game in 2018-19.

CAREER HONORS

CAREER HIGHS

Points	11	vs. Oakland (11.24.17)
Field Goals	4	4x, last vs. Kansas State (3.9.18)
Field Goal Att.	7	at West Virginia (1.15.18) vs. Texas Southern (11.21.17)
3PT Field Goals	2	vs. Tennessee St. (11.10.17)
3PT Field Goal Att.	3	vs. Texas Southern (11.21.17)
Free Throws	4	at Nebraska (12.16.17) vs. Oakland (11.24.17)
Free Throw Att.	5	vs. Kansas State (2.25.19) vs. Oklahoma State (2.9.19)
Rebounds	11	vs. Penn (3.15.18)
Assists	3	at Oklahoma State (3.2.19)
Blocks	6	at TCU (1.6.18)
Steals	2	at Iowa State (2.13.18)
Minutes	31	vs. Kansas State (2.25.19)

MISCELLANEOUS

	FR	SO	JR	SR	CAREER
Double-Doubles	0	0	-	-	0
10+ Points	0	2	-	-	2
20+ Points	0	0	-	-	0
5+ Rebounds	1	10	9	-	20
10+ Rebounds	0	1	-	-	1
2+ Assists	0	1	3	-	4
2+ 3PT Field Goals	0	1	-	-	1
2+ Steals	0	1	-	-	1
2+ Blocks	3	13	7	-	23
Led Team in Pts.	0	0	-	-	0
Led Team in Rebs.	0	2	2	-	4
Led Team in Assists	0	0	-	-	0
Led Team in Steals	0	1	-	-	1
Led Team in Blocks	6	19	14	-	39

2019-20 GAME-BY-GAME

OPPONENT (Date)	MP	FG-A	PCT	3PT-A	PCT	FT-A	PCT	O-D-T	PF	A	TO	BLK	ST	TP
FORT HAYS STATE (EXH, 10.24)	*14*	*3-4*	*.750*	*0-1*	*.000*	*1-1*	*1.000*	*2-1-3*	*3*	*0*	*0*	*0*	*0*	*7*
PITTSBURG STATE (EXH., 10.31)	*14*	*4-6*	*.667*	*1-2*	*.500*	*0-0*	*---*	*1-1-2*	*1*	*0*	*0*	*1*	*1*	*9*
vs. Duke (11.5)						DNP								
UNC GREENSBORO (11.8)						DNP								
MONMOUTH (11.15)						DNP								
EAST TENNESSEE STATE (11.19)						DNP								
vs. Chaminade (11.25)						DNP								
vs. BYU (11.26)						DNP								
vs. Dayton (11.27)						DNP								
COLORADO (12.7)						DNP								
MILWAUKEE (12.10)						DNP								
KANSAS CITY (12.14)						DNP								
at Villanova (12.21)						DNP								
at Stanford (12.29)						DNP								
WEST VIRGINIA (1.4)						DNP								
at Iowa State (1.8)						DNP								
BAYLOR (1.11)						DNP								
at Oklahoma (1.14)						DNP								
at Texas (1.18)						DNP								
KANSAS STATE (1.21)						DNP								
TENNESSEE (1.25)						DNP								
at Oklahoma State (1.27)						DNP								
TEXAS TECH (2.1)						DNP								
TEXAS (2.3)						DNP								
at TCU (2.8)						DNP								
at West Virginia (2.12)						DNP								
OKLAHOMA (2.15)						DNP								
IOWA STATE (2.17)						DNP								
at Baylor (2.22)						DNP								
OKLAHOMA STATE (2.24)														
at Kansas State (2.29)														
TCU (3.4)														
at Texas Tech (3.7)														
TOTAL														

ˆ Starter

CAREER YEAR-BY-YEAR STATISTICS

SEASON	GP	GS	MIN	AVG	FG	FGA	PCT	3FG	3FGA	PCT	FT	FTA	PCT	OFF	DEF	TOT	AVG	PF	FO	AST	TO	BLK	STL	PTS	AVG
2016-17	26	0	102	3.9	10	18	.556	2	3	.667	2	12	.167	9	16	25	1.0	17	0	1	7	11	2	24	0.9
2017-18	38	7	531	14.0	60	105	.571	6	17	.353	18	25	.720	48	68	116	3.1	83	3	10	29	54	10	144	3.8
2018-19	34	0	399	11.7	31	57	.544	2	10	.200	18	35	.514	33	65	98	2.9	59	2	14	18	33	6	82	2.4
TOTAL	**98**	**7**	**1032**	**10.5**	**101**	**180**	**.561**	**10**	**30**	**.333**	**38**	**72**	**.528**	**90**	**149**	**239**	**2.4**	**159**	**5**	**25**	**54**	**98**	**18**	**250**	**2.6**

BIG 12 ONLY YEAR-BY-YEAR STATISTICS

SEASON	GP	GS	MIN	AVG	FG	FGA	PCT	3FG	3FGA	PCT	FT	FTA	PCT	OFF	DEF	TOT	AVG	PF	FO	AST	TO	BLK	STL	PTS	AVG
2016-17	10	0	39	3.9	2	5	.400	0	0	.000	1	4	.250	4	5	9	0.9	7	0	0	3	6	0	5	0.5
2017-18	18	2	238	13.2	26	51	.510	1	8	.125	3	5	.600	24	22	46	2.6	33	1	7	6	27	5	56	3.1
2018-19	17	0	228	13.4	16	31	.516	1	5	.200	12	24	.500	20	32	52	3.1	36	2	8	9	15	5	45	2.6
TOTAL	**45**	**2**	**505**	**11.2**	**44**	**87**	**.506**	**2**	**13**	**.154**	**16**	**33**	**.485**	**48**	**59**	**107**	**2.4**	**76**	**3**	**15**	**18**	**48**	**10**	**106**	**2.4**

GAME-BY-GAME COMPARISONS

Opponent	1st	2nd	Score	Mar	Total FG	FG Pct	3-Pointers	3FG Pct	Free Throws	FT Pct	Rebounds	Mar	Assist	TOver	Block	Steal	Fouls
vs. Duke (11/5)	30/33	36/35	66-68	(2)	23-50/23-64	.460/.359	4-9/8-24	.444/.333	16-26/14-23	.615/.609	40/30	+10	13/12	28/16	5/3	11/11	20/17
UNCG (11/8)	36/32	38/30	74-62	+12	27-59/24-62	.458/.387	10-26/8-31	.385/.258	10-19/6-13	.526/.462	42/35	+7	15/11	10/9	2/3	5/5	12/18
MONMOUTH (11/15)	59/21	53/36	112-57	+55	37-66/18-60	.561/.300	14-30/4-22	.467/.182	24-31/17-23	.774/.739	43/34	+9	22/10	7/15	5/3	11/4	20/24
ETSU (11/19)	43/31	32/32	75-63	+12	30-54/23-60	.556/.383	1-14/9-30	.071/.300	14-18/8-15	.778/.533	32/33	(1)	19/12	15/16	8/4	14/11	16/19
vs. Chaminade (11/25)	47/27	46/36	93-63	+30	38-69/23-50	.551/.460	12-29/7-21	.414/.333	5-11/10-14	.455/.714	33/28	+5	17/13	14/27	3/0	11/8	16/14
vs. BYU (11/26)	29/27	42/29	71-56	+15	29-61/22-54	.475/.407	4-18/9-33	.222/.273	9-15/3-4	.600/.750	35/32	+3	18/14	12/20	1/1	9/5	10/17
vs. Dayton (11/27)	36/37	37/36	90-84	+6	33-59/27-62	.559/.435	4-11/16-33	.364/.485	20-28/14-19	.714/.737	38/30	+8	12/19	11/14	5/5	7/6	20/25
COLORADO (12/7)	34/22	38/36	72-58	+14	27-51/18-60	.529/.300	6-13/7-34	.462/.206	12-19/15-21	.632/.714	39/36	+3	14/7	21/17	4/0	9/11	19/15
MILWAUKEE (12/10)	52/27	43/41	95-68	+27	32-59/24-66	.542/.364	12-28/7-35	.429/.200	19-27/13-15	.704/.867	45/27	+18	23/12	12/8	3/3	5/3	15/20
KANSAS CITY (12/14)	43/24	55/33	98-57	+41	38-66/22-52	.576/.423	8-23/9-18	.348/.500	14-18/4-6	.778/.667	39/24	+15	20/11	10/22	9/0	10/5	10/13
at Villanova (12/21)	23/23	32/33	55-56	(1)	24-55/22-63	.436/.349	3-13/10-41	.231/.244	4-10/2-2	.400/1.000	41/36	+5	14/14	12/9	5/0	6/6	12/14
at Stanford (12/29)	28/18	44/38	72-56	+16	27-58/19-50	.466/.380	9-22/6-20	.409/.300	9-18/12-16	.500/.750	44/25	+19	13/10	21/19	1/3	9/10	18/16
WEST VIRGINIA (1/4)	24/30	36/23	60-53	+7	19-47/19-59	.404/.322	3-17/3-14	.176/.214	19-30/12-22	.633/.545	30/44	(14)	11/7	14/16	7/4	10/5	19/18
at Iowa State (1/8)	46/26	33/27	79-53	+26	28-54/20-58	.519/.345	10-19/8-28	.526/.286	13-17/5-9	.765/.556	37/30	+7	16/14	12/12	2/4	10/9	13/12
BAYLOR (1/11)	24/37	31/30	55-67	(12)	20-51/27-60	.392/.450	4-15/8-19	.267/.421	11-14/5-7	.786/.714	34/31	+3	9/13	14/5	10/2	3/9	10/16
at Oklahoma (1/14)	28/27	38/25	66-52	+14	25-57/19-62	.439/.306	8-19/8-29	.421/.276	8-14/6-9	.571/.667	46/32	+14	12/10	11/5	4/5	4/6	11/13
at Texas (1/18)	26/31	40/26	66-57	+9	25-53/23-57	.472/.404	2-10/6-20	.200/.300	14-21/5-9	.667/.556	40/29	+11	11/16	10/9	2/5	5/3	10/17
KANSAS STATE (1/21)	39/23	42/37	81-60	+21	30-65/23-58	.462/.397	9-26/8-22	.346/.364	12-17/6-13	.706/.462	43/34	+9	13/10	10/15	9/3	10/6	15/18
TENNESSEE (1/25)	37/30	37/38	74-68	+6	25-54/25-55	.463/.455	4-17/6-15	.235/.400	20-33/12-16	.606/.750	32/36	(4)	12/14	6/15	5/7	9/2	16/23
at Oklahoma St (1/27)	29/24	36/26	65-50	+15	21-54/18-64	.389/.281	11-33/2-18	.333/.111	12-15/12-16	.800/.750	40/41	(1)	15/9	10/7	8/3	3/6	15/14
TEXAS TECH (2/1)	44/35	34/40	78-75	+3	30-58/26-61	.517/.426	4-13/9-21	.308/.429	14-20/14-18	.700/.778	36/33	+3	10/12	10/9	9/5	5/7	14/17
TEXAS (2/3)	31/33	38/25	69-58	+11	25-52/23-61	.481/.377	2-12/4-24	.167/.167	17-24/8-10	.708/.800	42/29	+13	6/4	12/8	3/3	7/3	14/22
at TCU (2/8)	31/18	29/28	60-46	+14	24-58/19-54	.414/.352	4-13/5-22	.308/.227	8-13/3-9	.615/.333	44/31	+13	17/11	16/17	7/10	10/10	13/13
at West Virginia (2/12)	24/30	34/19	58-49	+9	20-45/19-60	.444/.317	4-14/4-17	.286/.235	14-21/7-11	.667/.636	27/38	(11)	8/10	13/19	4/3	13/7	13/16
OKLAHOMA (2/15)	41/32	46/38	87-70	+17	33-68/24-67	.485/.358	11-22/8-24	.500/.333	10-15/14-16	.667/.875	46/35	+11	17/12	10/9	6/5	4/4	13/10
IOWA STATE (2/17)	50/40	41/31	91-71	+20	34-60/27-63	.567/.429	12-27/11-23	.444/.478	11-18/6-11	.611/.545	39/28	+11	16/17	13/13	3/3	8/8	11/14
at Baylor (2/22)	34/31	30/30	64-61	+3	27-53/23-58	.509/.397	3-13/7-20	.231/.350	7-10/8-15	.700/.533	34/32	+2	13/14	12/10	4/5	5/9	19/16
OKLAHOMA ST (2/24)																	
at Kansas State (2/29)																	
TCU (3/4)																	
at Texas Tech (3/7)																	

Note: Game totals are displayed in the format KANSAS/OPPONENT for each category

SPECIALTY SCORING STATS

Opponent	PAINT			OFF TURNOVERS			2ND CHANCE			FAST BREAK			BENCH		
	KU	OPP	MARGIN	KU	OPP	MARGIN	KU	OPP	MARGIN	KU	OPP	MARGIN	KU	OPP	MARGIN
vs. Duke (11/5)	38	28	+10	18	29	(11)	1	8	(7)	17	15	+2	8	18	(10)
UNCG (11/8)	26	28	(2)	9	8	+1	9	10	(1)	10	12	(2)	17	17	-
MONMOUTH (11/15)	42	20	+22	26	6	+20	19	8	+11	21	18	+3	66	33	+33
ETSU (11/19)	54	24	+30	24	17	+7	6	7	(1)	21	9	+12	14	19	(5)
vs. Chaminade (11/25)	50	22	+28	37	20	+17	19	5	+14	13	11	+2	30	10	+20
vs. BYU (11/26)	42	18	+24	17	4	+13	6	7	(1)	13	5	+8	10	10	-
vs. Dayton (11/27)	52	22	+30	12	13	(1)	8	4	+4	9	12	(3)	3	23	(20)
COLORADO (12/7)	38	22	+16	16	17	(1)	12	19	(7)	13	6	+7	12	20	(8)
MILWAUKEE (12/10)	32	26	+6	14	19	(5)	21	9	+12	18	9	+9	22	26	(4)
KANSAS CITY (12/14)	52	24	+28	30	4	+26	13	8	+5	19	5	+14	25	29	(4)
at Villanova (12/21)	38	20	+18	6	10	(4)	5	10	(5)	8	5	+3	9	8	+1
at Stanford (12/29)	32	24	+8	18	14	+4	12	4	+8	10	13	(3)	30	9	+21
WEST VIRGINIA (1/4)	30	20	+10	16	18	(2)	4	15	(11)	11	3	+8	6	20	(14)
at Iowa State (1/8)	30	18	+12	19	19	-	9	9	-	6	2	+4	13	17	(4)
BAYLOR (1/11)	26	28	(2)	2	21	(19)	12	6	+6	7	10	(3)	23	2	+21
at Oklahoma (1/14)	32	10	+22	2	3	(1)	16	4	+12	1	13	(12)	4	6	(2)
at Texas (1/18)	40	30	+10	12	10	+2	11	8	+3	15	10	+5	5	13	(8)
KANSAS STATE (1/21)	40	22	+18	20	6	+14	22	11	+11	10	6	+4	37	9	+28
TENNESSEE (1/25)	34	32	+2	17	8	+9	15	11	+4	9	2	+7	8	1	+7
at Oklahoma State (1/27)	16	24	(8)	12	9	+3	10	8	+2	16	11	+5	16	11	+5
TEXAS TECH (2/1)	38	28	+10	13	9	+4	5	3	+2	9	11	(2)	20	5	+15
TEXAS (2/3)	40	22	+18	12	12	-	9	4	+5	7	6	+1	24	14	+10
at TCU (2/8)	36	26	+10	17	15	+2	12	5	+7	17	7	+10	15	12	+3
at West Virginia (2/12)	32	24	+10	21	15	+7	5	11	(6)	12	0	+12	17	12	+5
OKLAHOMA (2/15)	42	32	+10	9	12	(3)	14	4	+10	13	9	+4	11	18	(7)
IOWA STATE (2/17)	38	20	+18	17	9	+8	17	16	+1	10	8	+2	28	13	+15
at Baylor (2/22)	42	30	+12	10	15	(5)	11	8	+3	6	12	(6)	8	12	(4)
OKLAHOMA STATE (2/24)															
at Kansas State (2/29)															
TCU (3/4)															
at Texas Tech (3/7)															
AVG/GM - OVERALL	**37.5**	**23.9**	**+13.6**	**15.8**	**12.7**	**+3.1**	**11.2**	**8.2**	**+3.0**	**11.9**	**8.5**	**+3.4**	**17.8**	**14.3**	**+3.5**
AVG/GM - BIG 12 ONLY	**34.4**	**23.9**	**+10.5**	**13.0**	**12.4**	**+0.6**	**11.2**	**8.0**	**+3.2**	**10.0**	**7.7**	**+2.3**	**16.2**	**11.7**	**+4.5**

INDIVIDUAL LEADERS GAME-BY-GAME

OPPONENT	SCORE	W/L	POINTS	REBOUNDS	ASSISTS	STEALS	BLOCKS
vs. Duke (11/5)	66-68	L	17-Devon Dotson	13-David McCormack	5-Marcus Garrett	4-Ochai Agbaji	2-Tristan Enaruna
UNCG (11/8)	74-62	W	22-Devon Dotson	10-Udoka Azubuike	6-Devon Dotson	2-Ochai Agbaji	1-Silvio DeSousa Tristan Enaruna
MONMOUTH (11/15)	112-57	W	21-Isaiah Moss	11-David McCormack	4-David McCormack Devon Dotson	4-Devon Dotson	3-Udoka Azubuike
EAST TENNESSEE ST. (11/19)	75-63	W	21-Udoka Azubuike	7-Udoka Azubuike	6-Devon Dotson	4-Tristan Enaruna	4-Udoka Azubuike
vs. Chaminade (11/25)	93-63	W	19-Devon Dotson	7-Udoka Azubuike	7-Marcus Garrett	4-Marcus Garrett	2-Tristan Enaruna
vs. BYU (11/26)	71-56	W	16-David McCormack	10-Udoka Azubuike	8-Devon Dotson	2-Garrett, Dotson, Moss	1-Tristan Enaruna
vs. Dayton (11/27)	90-84	WOT	31-Devon Dotson	7-Marcus Garrett	4-Ochai Agbaji Devon Dotson	5-Devon Dotson	4-Udoka Azubuike
COLORADO (12/7)	72-58	W	20-Ochai Agbaji	12-Ochai Agbaji	6-Marcus Garrett Devon Dotson	4-Marcus Garrett	3-Udoka Azubuike
MILWAUKEE (12/10)	95-68	W	22-Devon Dotson Ochai Agbaji	17-Udoka Azubuike	9-Devon Dotson	2-Devon Dotson	1-Azubuike, Garrett, Agbaji
KANSAS CITY (12/14)	98-57	W	28-David McCormack	7-Silvio De Sousa	4-Three Tied	3-Devon Dotson Marcus Garrett	3-Udoka Azubuike Silvio De Sousa
at Villanova (12/21)	55-56	L	15-Devon Dotson	11-Udoka Azubuike	4-Devon Dotson Ochai Agbaji	3-Ochai Agbaji	2-Udoka Azubuike
at Stanford (12/29)	72-56	W	17-Isaiah Moss	13-Udoka Azubuike	4-Marcus Garrett	4-Devon Dotson	1-Marcus Garrett
WEST VIRGINIA (1/4)	60-53	W	17-Udoka Azubuike	11-Udoka Azubuike	6-Marcus Garrett	4-Devon Dotson	6-Udoka Azubuike
at Iowa State (1/8)	79-53	W	20-Devon Dotson	7-Udoka Azubuike David McCormack	6-Devon Dotson	3-Devon Dotson	2-Silvio De Sousa
BAYLOR (1/11)	55-67	L	15-Isaiah Moss	11-Udoka Azubuike	4-Marcus Garrett	1-Three Tied	7-Udoka Azubuike
at Oklahoma (1/14)	66-52	W	20-Isaiah Moss	14-Udoka Azubuike	5-Marcus Garrett	1-Four Tied	3-Udoka Azubuike
at Texas (1/18)	66-57	W	21-Devon Dotson	9-Udoka Azubuike	7-Marcus Garrett	1-Devon Dotson Udoka Azubuike	1-Five Tied
KANSAS STATE (1/21)	81-60	W	20-Christian Braun	14-Udoka Azubuike	5-Marcus Garrett	3-Devon Dotson	4-Udoka Azubuike
TENNESSEE (1/25)	74-68	W	22-Devon Dotson	11-Udoka Azubuike	7-Devon Dotson	4-Marcus Garrett	4-Udoka Azubuike
at Oklahoma State (1/27)	65-50	W	16-Christian Braun	9-Christian Braun	9-Marcus Garrett	2-Christian Braun	5-Udoka Azubuike
TEXAS TECH (2/1)	78-75	W	21-Devon Dotson	8-Udoka Azubuike	3-Devon Dotson Marcus Garrett	3-Devon Dotson	3-David McCormack Marcus Garrett
TEXAS (2/3)	69-58	W	17-Udoka Azubuike	12-Udoka Azubuike	4-Marcus Garrett	4-Marcus Garrett	2-Udoka Azubuike
at TCU (2/8)	60-46	W	20-Udoka Azubuike	15-Udoka Azubuike	11-Devon Dotson	3-Devon Dotson Marcus Garrett	5-Udoka Azubuike
at West Virginia (2/12)	58-49	W	15-Devon Dotson	7-Udoka Azubuike Marcus Garrett	4-Marcus Garrett	5-Marcus Garrett	2-Udoka Azubuike
OKLAHOMA (2/15)	87-70	W	24-Marcus Garrett	17-Udoka Azubuike	7-Marcus Garrett	4-Marcus Garrett	4-Udoka Azubuike
IOWA STATE (2/17)	91-71	W	29-Devon Dotson	8-Marcus Garrett	6-Marcus Garrett	3-Marcus Garrett Devon Dotson	2-Udoka Azubuike
at Baylor (2/22)	64-61	W	23-Udoka Azubuike	19-Udoka Azubuike	7-Marcus Garrett	2-Marcus Garrett Devon Dotson	3-Udoka Azubuike
OKLAHOMA STATE (2/24)							
at Kansas State (2/29)							
TCU (3/4)							
at Texas Tech (3/7)							

2019-20 INDIVIDUAL SUPERLATIVES

CATEGORY	KANSAS	OPPONENT
Points Scored	31 by Devon Dotson vs. Dayton (11.27.19)	27 by Kristian Doolittle of Oklahoma (2.15.20)
Total Field Goals	12 by Udoka Azubuike vs. Dayton (11.27.19)	9, 3x, last by Jericho Sims of Texas (1.18.20)
Total FGs Attempted	18 by Marcus Garrett vs. Oklahoma (2.15.20)	20 by Kristian Doolittle of Oklahoma (2.15.20)
Highest FG% (5 made)	100, 3x, last (6-6) by Udoka Azubuike vs. West Virginia (1.4.20)	88.9 (8-9) by Jericho Sims of Texas (2.3.20)
Highest FG% (10 made)	84.6 (11-13) by Udoka Azubuike at Baylor (2.22.20)	-
3-Point Field Goals	6, 4x, last by Devon Dotson vs. Iowa State (2.17.20)	5 by Kristian Doolittle of Oklahoma (2.15.20)
3-Pt. FGs Attempted	11 by Isaiah Moss vs. Oklahoma (1.14.20)	10, 5x, last by Jared Butler of Baylor (2.22.20)
3-Point FG% (min. 3 made)	100 (3-3) by Marcus Garrett vs. Kansas City (12.14.19)	75.0 (3-4) by Marvin Nesbitt Jr. & Maks Klanjscek of Kansas City (12.14.19)
Free Throws	10 by Devon Dotson vs. Colorado (12.7.19)	9 by Ray Salnave of Monmouth (11.15.19)
Free Throws Attempted	11 by Udoka Azubuike vs. Tennessee (1.25.20) 11 by Devon Dotson vs. Colorado (12.7.19)	10 by Oscar da Silva of Stanford (12.29.19) 10 by Ray Salnave of Monmouth (11.15.19)
Free Throw % (min. 5 made)	100.0, 8x, last (5-5) by Devon Dotson vs. Oklahoma (2.15.20)	100.0 (5-5) by Obi Toppin of Dayton (11.27.19)
Offensive Rebounds	7 by Udoka Azubuike at Stanford (12.29.19)	8 by Oscar Tshiebwe of West Virginia (1.4.20)
Defensive Rebounds	14 by Udoka Azubuike at Baylor (2.22.20)	10 by Kaleb Hunter of UNCG (11.8.19)
Total Rebounds	19 by Udoka Azubuike at Baylor (2.22.20)	17 by Oscar Tshiebwe of West Virginia (1.4.20)
Assists	11 by Devon Dotson at TCU (2.8.20)	8 by Brandon McKissic of Kansas City (12.14.19) 8 by Jalen Crutcher of Dayton (11.27.19)
Turnovers	6, 4x, last by Udoka Azubuike vs. Iowa State (2.17.20)	8 by Oscar da Silva of Stanford (12.30.19)
Blocked Shots	7 by Udoka Azubuike vs. Baylor (1.11.20)	5 by Kevin Samuel of TCU (2.8.20)
Steals	5 by Marcus Garrett at West Virginia (2.12.20) 5 by Devon Dotson vs. Dayton (11.27.19)	4 by Tyler Bey of Colorado (12.7.19)
Minutes Played (including OT)	45 by Devon Dotson & Ochai Agbaji vs. Dayton (11.27.19)	42 by Jalen Crutcher of Dayton (11.27.19)

2019-20 TEAM SUPERLATIVES

KANSAS HIGH	KANSAS LOW	CATEGORY	OPPONENT HIGH	OPPONENT LOW
112 vs. Monmouth (11.15.19)	55 vs. Baylor (1.11.20)	**Points**	84 by Dayton (11.27.19)	46 by TCU (2.8.20)
59 (1st) vs. Monmouth (11.15.19)	23 (1st) at Villanova (12.21.19)	**Points/Half**	41 (2nd) by Milwaukee (12.10.19)	18 (1st) by TCU (2.8.20) 18 (1st) by Stanford (12.29.19)
17 vs. Dayton (11.27.19)	-	**Points/OT**	11 by Dayton (11.27.19)	-
38 vs. Kansas City (12.14.19) 38 vs. Chaminade (11.25.19)	19 vs. West Virginia (1.4.20)	**Field Goals**	27, 3x, last by Iowa State (2.17.20)	18, 3x, last by Oklahoma State (1.27.20)
69 vs. Chaminade (11.25.19)	45 at West Virginia (2.12.20)	**Field Goal Attempts**	67 by Oklahoma (2.15.20)	50 by Stanford (12.29.19) 50 by Chaminade (11.25.19)
57.6 (38-66) vs. Kansas City (12.14.19)	38.9 (21-54) at Oklahoma State (1.27.20)	**Field Goal Percentage**	46.0 (23-50) by Chaminade (11.25.19)	28.1 (18-64) by Oklahoma State (1.27.20)
14 vs. Monmouth (11.15.19)	1 vs. ETSU (11.20.19)	**3-Point Field Goals**	16 by Dayton (11.27.19)	2 by Oklahoma State (1.27.20)
33 at Oklahoma State (1.27.20)	9 vs. Duke (11.5.19)	**3-Point Field Goal Attempts**	41 by Villanova (12.21.19)	14 by West Virginia (1.4.20)
52.6 (10-19) at Iowa State (1.8.19)	7.1 (1-14) vs. ETSU (11.20.19)	**3-Point Field Goal Percentage**	50.0 (9-18) by Kansas City (12.14.19)	11.1 (2-18) by Oklahoma State (1.27.20)
24 vs. Monmouth (11.15.19)	4 at Villanova (12.21.19)	**Free Throws Made**	17 by Monmouth (11.15.19)	2 by Villanova (12.21.19)
33 vs. Tennessee (1.25.20)	10 at Baylor (2.22.20) 10 at Villanova (12.21.19)	**Free Throw Attempts**	23 by Monmouth (11.15.19) 23 by Duke (11.5.19)	2 by Villanova (12.21.19)
80.0 (12-15) at Oklahoma State (1.27.20)	40.0 (4-10) at Villanova (12.21.19)	**Free Throw Percentage**	100.0 (2-2) by Villanova (12.21.19)	33.3 (3-9) by TCU (2.8.20)
17 vs. Kansas State (1.21.20)	4 at West Virginia (2.12.20)	**Offensive Rebounds**	21 by West Virginia (1.4.20)	4 by Stanford (12.29.19)
35 vs. Oklahoma (1.14.20)	20 vs. Chaminade (11.25.19)	**Defensive Rebounds**	27 by BYU (11.26.19)	16 by Milwaukee (12.10.19)
46 vs. Oklahoma (2.15.20) 46 vs. Oklahoma (1.14.20)	27 at West Virginia (2.12.20)	**Rebounds**	44 by West Virginia (1.4.20)	24 by Kansas City (12.14.19)
20, 3x, last vs. Dayton (11.27.19)	10, 4x, last at Texas (1.18.20)	**Fouls**	25 by Dayton (11.27.19)	10 by Oklahoma (2.15.20)
1 vs. Baylor (2.22.20) 1 vs. Dayton (11.27.19)	0, 25x, last vs. Iowa State (2.17.20)	**DQs**	1, 3x, last by Texas (2.3.20)	0, 24x, last by Baylor (2.22.20)
23 vs. Milwaukee (12.10.19)	6 vs. Texas (2.3.20)	**Assists**	19 by Dayton (11.27.19)	4 by Texas (2.3.20)
28 vs. Duke (11.5.19)	6 vs. Tennessee (1.25.20)	**Turnovers**	27 by Chaminade (11.25.19)	5 by Oklahoma (1.14.20) 5 by Baylor (1.11.20)
10 vs. Baylor (1.11.20)	1 at Stanford (12.29.19) 1 vs. BYU (11.26.19)	**Blocked Shots**	10 by TCU (2.8.20)	0, 4x, last by Villanova (12.21.19)
14 ETSU (11.20.19)	3 at Oklahoma State (1.27.20) 3 vs. Baylor (1.11.20)	**Steals**	11, 3x, last by Colorado (12.7.19)	2 by Tennessee (1.25.20)

LEAD/DEFICIT BREAKDOWN GAME-BY-GAME

Opponent	FIRST HALF SCORE KU	OPP	MARGIN	SECOND HALF SCORE KU	OPP	MARGIN	FINAL SCORE KU	OPP	MARGIN	LARGEST LEAD	DEFICIT	TIMES TIED	LEAD CHANGES	TIME LED MIN.	%
vs. Duke (11/5)	30	33	(3)	36	35	+1	66	68	(2)	9	5	10	11	15:24	38.5%
UNCG (11/8)	36	32	+4	38	30	+8	74	62	+12	21	2	5	10	34:16	85.6%
MONMOUTH (11/15)	59	21	+38	53	36	+17	112	57	+55	57	-	-	1	39:09	98.0%
E. TENNESSEE STATE (11/19)	43	31	+12	32	32	-	75	63	+12	18	1	1	2	38:44	96.8%
vs. Chaminade (11/25)	47	27	+20	46	36	+10	93	63	+30	35	5	1	1	34:29	86.2%
vs. BYU (11/26)	29	27	+2	42	29	+13	71	56	+15	20	2	3	10	30:43	76.8%
vs. Dayton (11/27)	36	37	(1)	37	36	+1	90	84	+6	6	8	14	20	17:24	38.7%
COLORADO (12/7)	34	22	+12	38	36	+2	72	58	+14	23	-	-	-	39:41	99.3%
MILWAUKEE (12/10)	52	27	+25	43	41	+2	95	68	+27	30	-	-	-	39:30	98.8%
KANSAS CITY (12/14)	43	24	+19	55	33	+22	98	57	+41	43	3	-	2	36:53	92.2%
at Villanova (12/21)	23	23	-	32	33	(1)	55	56	(1)	7	8	10	14	16:07	40.3%
at Stanford (12/29)	28	18	+10	44	38	+6	72	56	+16	22	-	-	-	39:27	98.6%
WEST VIRGINIA (1/4)	24	30	(6)	36	23	+13	60	53	+7	9	10	3	5	13:26	33.6%
at Iowa State (1/8)	46	26	+20	33	27	+6	79	53	+26	31	-	4	-	37:55	94.8%
BAYLOR (1/11)	24	37	(13)	31	30	+1	55	67	(12)	5	17	1	2	7:56	19.8%
at Oklahoma (1/14)	28	27	+1	38	25	+13	66	52	+14	17	4	3	4	32:16	80.7%
at Texas (1/18)	26	31	(5)	40	26	+14	66	57	+9	9	8	5	8	21:25	53.5%
KANSAS STATE (1/21)	39	23	+16	42	37	+5	81	60	+21	26	3	2	1	34:56	87.3%
TENNESSEE (1/25)	37	30	+7	37	38	(1)	74	68	+6	13	7	4	6	26:55	67.3%
at Oklahoma State (1/27)	29	24	+5	36	26	+10	65	50	+15	27	-	-	-	39:35	99.0%
TEXAS TECH (2/1)	44	35	+9	34	40	(6)	78	75	+3	15	-	-	-	39:11	98.0%
TEXAS (2/3)	31	33	(2)	38	25	+13	69	58	+11	17	4	7	5	30:03	75.1%
at TCU (2/8)	31	18	+13	29	28	+1	60	46	+14	17	4	2	1	32:42	81.8%
at West Virginia (2/12)	24	30	(6)	34	19	+15	58	49	+9	9	9	8	3	7:20	18.3%
OKLAHOMA (2/15)	41	32	+9	46	38	+8	87	70	+17	21	3	3	11	33:04	82.7%
IOWA STATE (2/17)	50	40	+10	41	31	+10	91	71	+20	28	7	2	6	33:32	83.8%
at Baylor (2/22)	34	31	+3	30	30	-	64	61	+3	11	5	1	1	35:46	89.4%
OKLAHOMA STATE (2/24)															
at Kansas State (2/29)															
TCU (3/4)															
at Texas Tech (3/7)															
AVG/GM - OVERALL	**35.9**	**28.5**	**+7.4**	**38.6**	**31.8**	**+6.8**	**75.0**	**60.7**	**+14.3**	**20.2**	**4.3**	**3.3**	**4.6**	**29:56**	**74.8%**
AVG/GM - BIG 12 ONLY	**33.6**	**29.8**	**+3.8**	**36.3**	**28.9**	**+7.4**	**69.9**	**58.7**	**+11.2**	**17.3**	**5.3**	**2.9**	**3.4**	**28:31**	**71.3%**

KANSAS' RECORD WHEN...

	2019-20	Bill Self era
Leading At Half	19-0	402-31
Trailing At Half	5-2	76-73
Tied At Half	0-1	18-5
Leading With 5:00 Remaining in Regulation	22-1	455-18
Trailing With 5:00 Remaining in Regulation	1-1	34-87
Tied With 5:00 Remaining in Regulation	1-1	7-4
In Overtime	1-0	24-9
Kansas Outrebounds Opponent	19-3	370-48
Kansas Is Outrebounded	4-0	104-54
Kansas Is Tied in Rebounds	1-0	23-7
Kansas Commits More Turnovers	11-3	196-74
Opponent Commits More Turnovers	11-0	266-30
Kansas Is Tied in Turnovers	2-0	36-5
Kansas Has More Free Throw Attempts	20-3	328-34
Opponent Has More Free Throw Attempts	4-0	150-73
Kansas is Tied in Free Throw Attempts	0-0	19-2
Kansas Shoots 50% or Better	11-0	262-9
Kansas Shoots Less Than 50%	13-3	235-100
Opponent Shoots 50% or Better	0-0	7-25
Opponent Shoots Less Than 50%	24-3	490-84
Kansas Shoots Better Than Opponent	24-2	464-39
Opponent Shoots Better Than Kansas	0-1	34-67
Kansas and Opponent Tied in FG%	0-0	0-2
Kansas Bench Outscores Opponent Bench	11-2	309-40
Opponent Bench Outscores Kansas Bench	11-1	177-66
Kansas is Tied in Bench Points	2-0	11-3
Kansas Scores Between 0-59	1-2	10-18
Kansas Scores Between 60-69	7-1	76-58
Kansas Scores Between 70-79	8-0	156-20
Kansas Scores Between 80-89	2-0	160-12
Kansas Scores Between 90-99	5-0	69-1
Kansas Scores 100 or More	1-0	26-0
Opponent Scores Between 0-59	13-1	181-2
Opponent Scores Between 60-69	7-2	187-31
Opponent Scores Between 70-79	3-0	95-37
Opponent Scores Between 80-89	1-0	31-32
Opponent Scores 90 or More	0-0	3-7
On Mondays	4-0	73-16
On Tuesdays	5-1	59-18
On Wednesdays	3-0	66-6
On Thursdays	0-0	31-4
On Fridays	2-0	58-8
On Saturdays	9-2	175-47
On Sundays	1-0	33-10
In November	6-1	82-12
In December	4-1	95-15
In January	7-1	122-24
In February	7-0	106-27
In March	0-0	92-30
In April	0-0	2-1
On CBS	0-1	55-21
On CBS Sports Network	0-0	2-0
On ESPN	11-1	147-50
On ESPN2	3-0	89-15
On ESPNU	2-0	39-5
On Big 12 NOW on ESPN+	7-0	7-0
On Jayhawk TV	0-0	89-3
On Big 12 Network TV	0-0	41-6
On TBS/TNT/TruTV	0-0	13-4
On NBCSports Network	0-0	1-1
On Fox	0-1	0-1
On FS1	0-0	2-0
On Fox Sports Net	0-0	4-2
On ABC	1-0	6-2

MISCELLANEOUS STREAKS

Kansas' All-Time Record	2,298-862
Consecutive games with a 3-point field goal	179
Consecutive games opponent under 100 points	134
Number of 100-point games in Kansas history	117
Number of 100-point games in Bill Self era	26
KU's All-Time Overtime Record	71-57
KU's last OT game	11/27/2019 (Kansas 90, Dayton 84 [OT])
Consecutive Allen Fieldhouse Sellouts	304

ATTENDANCE	G	TOTAL	AVERAGE
Home (Allen Fieldhouse)	13	211,900	16,300
Home (Sprint Center)	1	17,702	17,702
Away	9	104,305	11,589
Neutral	4	27,012	6,753
Total	**27**	**360,919**	**13,367**

MISCELLANEOUS STATS

STARTING LINEUPS (6)

(W-L)	*1*	*2*	*3*	*4*	*5*
13-3	Dotson	Garrett	Agbaji	McCormack	Azubuike
4-0	Dotson	Garrett	Agbaji	Braun	Azubuike
4-0	Dotson	Garrett	Agbaji	Moss	Azubuike
1-0	Dotson	Garrett	Agbaji	Braun	McCormack
1-0	Dotson	Garrett	Agbaji	De Sousa	Azubuike
1-0	Garrett	Agbaji	Moss	McCormack	Azubuike

WIN/LOSS MARGIN

	1	2	3	4	5	6	7	8	9	10	11-15	16-29	30+
Wins	-	-	2	-	-	2	1	-	2	-	8	6	3
Losses	1	1	-	-	-	-	-	-	-	-	1	-	-

VIOLATIONS/TECHNICAL FOULS

	3-Seconds	*5-Seconds*	*10-Seconds*	*Shot Clock Exp.*	*Lane Viol.*	*Technicals*	*Goaltending*
Kansas	7	-	1	11	1	2	7
Opponent	1	-	-	22	2	-	3

LEADS AND DEFICITS

KU's Biggest Halftime Lead	38 (59-21) vs. Monmouth (11.15.19)
KU's Biggest Halftime Lead Blown	-
KU's Biggest Halftime Deficit	13 (24-37 vs. Baylor, 1.11.20)
KU's Biggest Halftime Deficit Erased	6 (24-30 vs. West Virginia, 1.4.20 & 24-30 at West Virginia, 2.12.20)
KU's Biggest Overall Lead	57 (103-46 vs. Monmouth, 11.15.19)
KU's Biggest Win Total	55 (112-57 vs. Monmouth, 11.15.19)
KU's Biggest Loss Total	12 (55-67 vs. Baylor, 1.11.20)
KU's Biggest Lead Blown	9 (46-37 vs. Duke, 11.5.19)
KU's Biggest Overall Deficit	17 (47-64 vs. Baylor, 1.11.20)
KU's Biggest Deficit Overcome	10 (30-20 vs. West Virginia, 1.4.20)

JUMP BALLS CONTROLLED (INCLUDES OT)

Kansas	20
Opponents	8

HOW KU SCORED FIRST POINTS

3-Pointer	7
Free Throw	7
Jump Shot	6
Lay-Up	5
Dunk	2
Alley-Oop	-
Follow	-

BENCH POINTS

	PTS (AVG)
Kansas	487 (18.0)
Opponents	387 (14.3)

WHO SCORED KU'S FIRST POINTS

Ochai Agbaji	6
Udoka Azubuike	6
Marcus Garrett	5
David McCormack	5
Devon Dotson	4
Isaiah Moss	1

DOUBLE-FIGURE SCORING

Devon Dotson	25
Udoka Azubuike	20
Marcus Garrett	13
Ochai Agbaji	13
Isaiah Moss	9
David McCormack	6
Christian Braun	4
Silvio De Sousa	1

DOUBLE-FIGURE REBOUNDING

Udoka Azubuike	14
David McCormack	2
Ochai Agbaji	1

DOUBLE-DOUBLES

Udoka Azubuike	12
Ochai Agbaji	1
Devon Dotson	1
David McCormack	1

20-PLUS POINT GAMES

Devon Dotson	8
Udoka Azubuike	4
Ochai Agbaji	2
Isaiah Moss	2
Christian Braun	1
Marcus Garrett	1
David McCormack	1

FIRST PLAYER OFF THE BENCH (sometimes multiple players)

Isaiah Moss	18
Silvio De Sousa	5
Christian Braun	5
David McCormack	4
Tristen Enaruna	3
Udoka Azubuike	1

INDIVIDUAL MISCELLANEOUS STATISTICS (*HUSTLE PLAYS)

NO. - PLAYER	*FLOOR BURNS	DUNKS	CHARGES DRAWN	FT-FTA (LAST 5:00/OT)
0 - Garrett	39	-	-	19-24
1 - Dotson	45	-	2	35-42
2 - Braun	24	3	-	2-3
4 - Moss	14	-	1	9-10
5 - Elliott	-	-	-	-
10 - Wilson	-	-	-	-
12 - Teahan	-	-	-	-
13 - Enaruna	22	1	1	5-8
20 - Jankovich	-	-	-	3-4
22 - De Sousa	12	3	-	-
30 - Agbaji	37	10	-	8-13
33 - McCormack	22	16	-	4-4
35 - Azubuike	30	90	-	9-19
TOTALS	**245**	**123**	**4**	**94-127 (.740)**
OPPONENTS	**171**	**35**	**26**	**50-78 (.641)**

BOX SCORES

1 #4/4 DUKE 68, #3/3 KANSAS 66

Nov. 5, 2019 | New York, N.Y. | Madison Square Garden

Kansas 66 • 0-1,0-0 Big 12

##	Player		Total FG-FGA	3-Ptr FG-FGA	FT-FTA	Rebounds Off	Def	Tot	PF	TP	A	TO	Blk	Stl	Min
33	David McCormack	f	2-7	0-0	2-4	3	10	13	3	6	1	3	1	2	28
35	Udoka Azubuike	c	3-4	0-0	2-3	1	7	8	4	8	4	4	1	0	29
00	Marcus Garrett	g	5-13	0-0	2-4	1	4	5	3	12	5	2	1	2	36
01	Devon Dotson	g	5-9	1-4	6-8	0	2	2	1	17	1	6	0	1	38
30	Ochai Agbaji	g	6-10	2-3	1-3	2	4	6	3	15	2	5	0	4	39
02	Christian Braun		0-1	0-0	0-0	0	0	0	2	0	0	0	0	0	4
10	Jalen Wilson		0-1	0-1	0-0	0	0	0	1	0	0	1	0	0	2
13	Tristan Enaruna		2-3	1-1	0-0	0	2	2	2	5	0	2	2	1	16
22	Silvio DeSousa		0-2	0-0	3-4	3	1	4	1	3	0	3	0	1	8
	Team					0	0	0				2			
	Totals		23-50	4-9	16-26	10	30	40	20	66	13	28	5	11	200

FG % 1st Half: 10-19 52.6% 2nd half: 13-31 41.9% Game: 23-50 46.0%
3FG % 1st Half: 2-4 50.0% 2nd half: 2-5 40.0% Game: 4-9 44.4%
FT % 1st Half: 8-11 72.7% 2nd half: 8-15 53.3% Game: 16-26 61.5%
Deadball Rebounds 8,1

Duke 68 • 1-0,0-0 ACC

##	Player		Total FG-FGA	3-Ptr FG-FGA	FT-FTA	Rebounds Off	Def	Tot	PF	TP	A	TO	Blk	Stl	Min
21	Matthew Hurt	f	4-12	3-7	0-0	1	1	2	3	11	0	2	0	0	24
01	Vernon Carey	c	3-8	2-2	3-6	1	5	6	3	11	1	1	2	1	25
02	Cassius Stanley	g	5-6	1-1	2-3	1	1	2	2	13	1	4	0	2	30
03	Tre Jones	g	5-14	0-4	5-6	0	6	6	0	15	7	3	0	2	39
14	Jordan Goldwire	g	0-1	0-1	0-0	0	0	0	0	0	1	0	0	0	13
00	Wendell Moore		1-6	0-0	0-0	2	0	2	3	2	0	4	0	0	12
12	Javin DeLaurier		1-4	0-0	2-5	3	1	4	4	4	0	1	0	1	14
13	Joey Baker		0-0	0-0	0-0	0	0	0	0	0	0	0	0	0	0+
15	Alex O'Connell		3-10	1-6	2-3	2	2	4	1	9	2	0	0	3	25
41	Jack White		1-3	1-3	0-0	1	3	4	1	3	0	1	1	2	18
	Team					0	0	0							
	Totals		23-64	8-24	14-23	11	19	30	17	68	12	16	3	11	200

FG % 1st Half: 13-36 36.1% 2nd half: 10-28 35.7% Game: 23-64 35.9%
3FG % 1st Half: 3-12 25.0% 2nd half: 5-12 41.7% Game: 8-24 33.3%
FT % 1st Half: 4-8 50.0% 2nd half: 10-15 66.7% Game: 14-23 60.9%
Deadball Rebounds 8

Officials: Roger Ayers,Mike Roberts,Doug Sirmons
Technical fouls: Kansas-None. Duke-None.
Attendance: 19812
State Farm Champions Classic

Score by periods	1st	2nd	Total
Kansas	30	36	**66**
Duke	33	35	**68**

Points	In Paint	Off T/O	2nd Chance	Fast Break	Bench
KU	38	18	1	17	8
DUKE	28	29	8	15	18

Last FG - KU 2nd-00:01, DUKE 2nd-01:34.
Largest lead - KU by 9 2nd-14:35, DUKE by 5 1st-02:53.
KU led for 15:24. DUKE led for 18:51. Game was tied for 05:15.

Score tied - 10 times.
Lead changed - 11 times.

2 #3/3 KANSAS 74, UNCG 62

Nov. 8, 2019 | Lawrence, Kan. | Allen Fieldhouse

UNC Greensboro 62 • 1-1,0-0 SoCon

##	Player		Total FG-FGA	3-Ptr FG-FGA	FT-FTA	Rebounds Off	Def	Tot	PF	TP	A	TO	Blk	Stl	Min
14	Kyrin Galloway	f	1-7	1-6	0-0	1	3	4	2	3	1	1	1	1	23
21	James Dickey	f	3-4	0-0	0-0	2	1	3	4	6	3	4	1	0	29
01	Isaiah Miller	g	7-18	2-6	3-4	1	3	4	4	19	1	1	0	0	24
02	Malik Massey	g	0-7	0-5	0-0	0	0	0	2	0	1	1	1	0	25
44	Kaleb Hunter	g	7-10	1-1	2-4	2	10	12	0	17	0	1	0	2	30
00	Keyshaun Langley		1-5	0-4	0-0	0	1	1	3	2	3	0	0	0	19
04	Mohammad Abdulsalam		0-0	0-0	1-2	2	1	3	1	1	1	0	0	0	8
11	Michael Hueitt Jr.		2-5	2-5	0-3	0	2	2	1	6	1	0	0	0	17
13	Angelo Allegri		1-3	1-3	0-0	0	1	1	0	3	0	1	0	1	18
33	Bas Leyte		2-3	1-1	0-0	0	2	2	1	5	0	0	0	1	7
	Team					2	1	3							
	Totals		24-62	8-31	6-13	10	25	35	18	62	11	9	3	5	200

FG % 1st Half: 13-36 36.1% 2nd half: 11-26 42.3% Game: 24-62 38.7%
3FG % 1st Half: 5-19 26.3% 2nd half: 3-12 25.0% Game: 8-31 25.8%
FT % 1st Half: 1-5 20.0% 2nd half: 5-8 62.5% Game: 6-13 46.2%
Deadball Rebounds 3,1

Kansas 74 • 1-1,0-0 Big 12

##	Player		Total FG-FGA	3-Ptr FG-FGA	FT-FTA	Rebounds Off	Def	Tot	PF	TP	A	TO	Blk	Stl	Min
33	David McCormack	f	1-2	0-0	0-0	2	2	4	0	2	0	1	0	0	11
35	Udoka Azubuike	c	5-8	0-0	0-4	4	6	10	1	10	0	1	0	1	28
00	Marcus Garrett	g	4-8	2-4	0-2	1	3	4	4	10	5	2	0	1	38
01	Devon Dotson	g	6-14	2-5	8-8	1	7	8	2	22	6	1	0	1	36
30	Ochai Agbaji	g	5-11	3-8	0-0	0	4	4	1	13	2	3	0	2	35
02	Christian Braun		0-1	0-1	0-2	0	0	0	0	0	0	1	0	0	2
04	Isaiah Moss		3-7	2-6	0-0	0	3	3	2	8	0	0	0	0	25
10	Jalen Wilson		0-0	0-0	0-0	0	0	0	0	0	0	0	0	0	0+
13	Tristan Enaruna		3-5	1-2	2-3	1	4	5	2	9	2	1	1	0	19
22	Silvio De Sousa		0-3	0-0	0-0	1	1	2	0	0	0	0	1	0	6
	Team					1	1	2							
	Totals		27-59	10-26	10-19	11	31	42	12	74	15	10	2	5	200

FG % 1st Half: 12-29 41.4% 2nd half: 15-30 50.0% Game: 27-59 45.8%
3FG % 1st Half: 5-14 35.7% 2nd half: 5-12 41.7% Game: 10-26 38.5%
FT % 1st Half: 7-16 43.8% 2nd half: 3-3 100.0 Game: 10-19 52.6%
Deadball Rebounds 4,1

Officials: Chance Moore,Kelly Self,Gary Maxwell
Technical fouls: UNC Greensboro-None. Kansas-None.
Attendance: 16300

Score by periods	1st	2nd	Total
UNC Greensboro	32	30	**62**
Kansas	36	38	**74**

3 #5/3 KANSAS 112, MONMOUTH 57

Nov. 15, 2019 | Lawrence, Kan. | Allen Fieldhouse

Monmouth 57 • 1-3,0-0 MAAC

##	Player		Total FG-FGA	3-Ptr FG-FGA	FT-FTA	Rebounds Off	Def	Tot	PF	TP	A	TO	Blk	Stl	Min
04	Mustapha Traore	f	1-4	0-0	0-0	0	2	2	1	2	0	1	0	1	14
21	Nikkei Rutty	f	0-4	0-0	0-1	2	1	3	2	0	0	2	1	0	21
03	Deion Hammond	g	7-16	3-10	0-0	0	2	2	3	17	1	3	0	0	27
13	Marcus McClary	g	0-1	0-1	3-4	0	0	0	2	3	0	1	1	1	14
25	Samuel Chaput	g	1-5	0-2	0-0	1	2	3	3	2	3	5	0	0	23
00	Ray Salnave		1-10	0-2	9-10	0	5	5	3	11	3	1	1	0	21
01	Gob Gabriel		1-3	0-1	1-2	1	1	2	0	3	1	0	0	0	13
02	Melik Martin		0-4	0-1	0-0	0	1	1	1	0	0	1	0	0	16
05	George Papas		5-9	1-4	1-1	1	0	1	4	12	2	0	0	2	17
10	Jarvis Vaughan		1-3	0-1	3-5	0	5	5	3	5	0	1	0	0	20
44	Sam Ibiezugbe		1-1	0-0	0-0	1	2	3	2	2	0	0	0	0	14
	Team					5	2	7							
	Totals		18-60	4-22	17-23	11	23	34	24	57	10	15	3	4	200

FG % 1st Half: 6-26 23.1% 2nd half: 12-34 35.3% Game: 18-60 30.0%
3FG % 1st Half: 3-11 27.3% 2nd half: 1-11 9.1% Game: 4-22 18.2%
FT % 1st Half: 6-8 75.0% 2nd half: 11-15 73.3% Game: 17-23 73.9%
Deadball Rebounds 4

Kansas 112 • 2-1,0-0 Big 12

##	Player		Total FG-FGA	3-Ptr FG-FGA	FT-FTA	Rebounds Off	Def	Tot	PF	TP	A	TO	Blk	Stl	Min
22	Silvio De Sousa	f	4-8	1-1	2-4	3	3	6	4	11	0	1	1	0	23
35	Udoka Azubuike	c	5-5	0-0	2-4	2	6	8	1	12	1	0	3	1	23
00	Marcus Garrett	g	1-4	0-1	0-0	0	4	4	0	2	3	1	0	1	26
01	Devon Dotson	g	4-9	2-6	7-9	1	1	2	0	17	4	2	0	4	27
30	Ochai Agbaji	g	1-9	0-5	2-2	1	1	2	4	4	3	0	0	3	22
02	Christian Braun		4-4	3-3	0-0	0	2	2	2	11	1	0	0	2	17
04	Isaiah Moss		5-6	5-6	6-6	0	1	1	0	21	2	0	0	0	15
05	Elijah Elliott		1-2	0-0	0-0	1	0	1	2	2	1	0	0	0	5
12	Chris Teahan		1-2	1-2	0-0	0	0	0	2	3	1	0	0	0	7
13	Tristan Enaruna		3-6	1-2	0-0	0	4	4	1	7	2	2	0	0	14
20	Michael Jankovich		1-3	1-3	2-2	0	0	0	1	5	0	1	0	0	5
33	David McCormack		7-8	0-1	3-4	3	8	11	3	17	4	0	1	0	16
	Team					0	2	2							
	Totals		37-66	14-30	24-31	11	32	43	20	112	22	7	5	11	200

FG % 1st Half: 20-32 62.5% 2nd half: 17-34 50.0% Game: 37-66 56.1%
3FG % 1st Half: 8-14 57.1% 2nd half: 6-16 37.5% Game: 14-30 46.7%
FT % 1st Half: 11-13 84.6% 2nd half: 13-18 72.2% Game: 24-31 77.4%
Deadball Rebounds 2,1

Officials: Jeb Hartness,Terry Wymer,Kipp Kissinger
Technical fouls: Monmouth-George Papas; Ray Salnave. Kansas-Silvio De Sousa.
Attendance: 16300

Score by periods	1st	2nd	Total
Monmouth	21	36	**57**
Kansas	59	53	**112**

4 #4/5 KANSAS 75, EAST TENNESSEE STATE 63

Nov. 19, 2019 | Lawrence, Kan. | Allen Fieldhouse

ETSU 63 • 3-1,0-0 SoCon

##	Player		Total FG-FGA	3-Ptr FG-FGA	FT-FTA	Rebounds Off	Def	Tot	PF	TP	A	TO	Blk	Stl	Min
11	Jeromy Rodriguez	f	2-5	0-0	0-1	4	6	10	4	4	1	1	0	2	27
25	Lucas N'Guessan	c	4-6	1-1	2-4	3	4	7	3	11	1	1	1	1	23
03	Bo Hodges	g	8-14	1-3	5-8	2	5	7	2	22	1	5	3	2	36
10	Patrick Good	g	2-10	2-10	0-0	0	3	3	2	6	0	2	0	3	30
15	Isaiah Tisdale	g	0-3	0-2	1-2	0	1	1	4	1	2	1	0	2	19
01	Tray Boyd III		3-11	3-10	0-0	0	1	1	0	9	3	2	0	0	25
05	Daivien Williamson		4-8	2-4	0-0	1	0	1	2	10	4	3	0	0	26
23	Vonnie Patterson		0-3	0-0	0-0	1	1	2	2	0	0	1	0	1	14
	Team					0	1	1							
	Totals		23-60	9-30	8-15	11	22	33	19	63	12	16	4	11	200

FG % 1st Half: 11-27 40.7% 2nd half: 12-33 36.4% Game: 23-60 38.3%
3FG % 1st Half: 3-11 27.3% 2nd half: 6-19 31.6% Game: 9-30 30.0%
FT % 1st Half: 6-12 50.0% 2nd half: 2-3 66.7% Game: 8-15 53.3%
Deadball Rebounds 4

Kansas 75 • 3-1,0-0 Big 12

##	Player		Total FG-FGA	3-Ptr FG-FGA	FT-FTA	Rebounds Off	Def	Tot	PF	TP	A	TO	Blk	Stl	Min
33	David McCormack	f	2-5	0-0	0-0	1	2	3	1	4	1	0	1	0	12
35	Udoka Azubuike	c	10-13	0-0	1-4	2	5	7	1	21	1	1	4	3	29
00	Marcus Garrett	g	4-6	0-2	5-6	1	5	6	3	13	3	3	0	3	34
01	Devon Dotson	g	6-12	1-5	6-6	0	3	3	3	19	6	4	0	1	35
30	Ochai Agbaji	g	2-8	0-4	0-0	1	2	3	2	4	2	2	0	1	34
02	Christian Braun		0-1	0-0	0-0	0	1	1	1	0	0	1	1	0	8
04	Isaiah Moss		0-2	0-2	2-2	0	1	1	0	2	1	2	0	1	17
13	Tristan Enaruna		2-3	0-1	0-0	0	4	4	2	4	4	1	0	4	23
22	Silvio De Sousa		4-4	0-0	0-0	0	1	1	3	8	0	1	3	1	8
	Team					0	3	3							
	Totals		30-54	1-14	14-18	5	27	32	16	75	19	15	8	14	200

FG % 1st Half: 19-30 63.3% 2nd half: 11-24 45.8% Game: 30-54 55.6%
3FG % 1st Half: 1-9 11.1% 2nd half: 0-5 0.0% Game: 1-14 7.1%
FT % 1st Half: 4-6 66.7% 2nd half: 10-12 83.3% Game: 14-18 77.8%
Deadball Rebounds 1,2

Officials: Tony Padilla,Mike Roberts,James Breeding
Technical fouls: ETSU-None. Kansas-None.
Attendance: 16300
2019-20 Men's Basketball. Round: 0. ETSU vs Kansas. Played at Allen Fieldhouse

Score by periods	1st	2nd	Total
ETSU	31	32	**63**
Kansas	43	32	**75**

Points	In Paint	Off T/O	2nd Chance	Fast Break	Bench
ETSU	24	17	7	9	19
KU	54	24	6	21	14

Last FG - ETSU 2nd-00:56, KU 2nd-00:42.
Largest lead - ETSU by 1 1st-17:32, KU by 18 1st-07:39.
ETSU led for 00:36. KU led for 38:44. Game was tied for 00:40.

Score tied - 1 time.
Lead changed - 2 times.

BOX SCORES

5 #4/5 KANSAS 93, CHAMINADE 63

Nov. 25, 2019 | Lahaina, Hawaii | Lahaina Civic Center

Kansas 93 • 4-1,0-0 Big 12

##	Player		Total FG-FGA	3-Ptr FG-FGA	FT-FTA	Rebounds Off	Def	Tot	PF	TP	A	TO	Blk	Stl	Min
33	David McCormack	f	5-7	0-0	0-0	2	0	2	2	10	1	0	0	0	16
35	Udoka Azubuike	c	7-8	0-0	1-2	3	4	7	3	15	0	4	1	1	19
00	Marcus Garrett	g	3-6	0-1	2-4	0	4	4	1	8	7	0	0	4	28
01	Devon Dotson	g	7-12	3-7	2-2	1	4	5	3	19	1	1	0	1	31
30	Ochai Agbaji	g	4-9	3-6	0-0	0	1	1	2	11	2	2	0	1	26
02	Christian Braun		3-9	1-4	0-1	2	2	4	0	7	0	1	0	2	16
04	Isaiah Moss		5-7	3-4	0-0	0	1	1	2	13	1	1	0	1	20
05	Elijah Elliott		1-1	1-1	0-0	0	0	0	0	3	1	1	0	0	4
12	Chris Teahan		0-1	0-1	0-0	0	0	0	1	0	0	0	0	0	4
13	Tristan Enaruna		1-6	1-4	0-1	1	1	2	1	3	3	2	2	0	21
20	Michael Jankovich		0-0	0-0	0-0	0	0	0	0	0	1	1	0	1	4
22	Silvio De Sousa		2-3	0-1	0-1	1	1	2	1	4	0	1	0	0	11
	Team					3	2	5							
	Totals		38-69	12-29	5-11	13	20	33	16	93	17	14	3	11	200

FG % 1st Half: 18-32 56.3% 2nd half: 20-37 54.1% Game: 38-69 55.1%
3FG % 1st Half: 7-16 43.8% 2nd half: 5-13 38.5% Game: 12-29 41.4%
FT % 1st Half: 4-7 57.1% 2nd half: 1-4 25.0% Game: 5-11 45.5%
Deadball Rebounds 2,2

Chaminade 63 • 2-1,0-0 PacWest

##	Player		Total FG-FGA	3-Ptr FG-FGA	FT-FTA	Rebounds Off	Def	Tot	PF	TP	A	TO	Blk	Stl	Min
03	Eliet Donley	f	3-6	0-2	0-0	2	1	3	4	6	2	3	0	0	26
05	Telly Davenport	g	1-1	0-0	0-0	0	4	4	1	2	0	2	0	0	16
10	Andre Arissol	g	6-9	4-6	2-2	0	1	1	4	18	0	5	0	1	25
13	Tyler Cartaino	g	7-13	2-4	1-1	0	2	2	0	17	2	5	0	2	30
25	Kendall Small	g	3-7	0-0	4-6	2	6	8	2	10	7	6	0	3	31
01	Roman Young		0-3	0-2	1-2	0	1	1	0	1	0	0	0	1	21
12	Bill Awet		1-3	0-1	0-0	1	0	1	3	2	1	2	0	0	12
22	Kevin Kremer		0-1	0-1	0-0	0	3	3	0	0	1	3	0	0	18
24	Kobe Young		1-1	0-0	0-1	0	1	1	0	2	0	0	0	0	2
34	Morningstar Takapu		0-1	0-1	0-0	0	0	0	0	0	0	1	0	0	4
55	Isaac Amaral-Arthare		1-5	1-4	2-2	0	1	1	0	5	0	0	0	1	15
	Team					1	2	3							
	Totals		23-50	7-21	10-14	6	22	28	14	63	13	27	0	8	200

FG % 1st Half: 10-21 47.6% 2nd half: 13-29 44.8% Game: 23-50 46.0%
3FG % 1st Half: 2-6 33.3% 2nd half: 5-15 33.3% Game: 7-21 33.3%
FT % 1st Half: 5-7 71.4% 2nd half: 5-7 71.4% Game: 10-14 71.4%
Deadball Rebounds 3

Officials: Shawn Lehigh,Keith Kimble,Mike Scyphers
Technical fouls: Kansas-None. Chaminade-None.
Attendance: 2400
Maui Invitational - First Round

Score by periods	1st	2nd	Total
Kansas	47	46	**93**
Chaminade	27	36	**63**

	In Paint	Off T/O	2nd Chance	Fast Break	Bench
KU	50	37	19	13	30
CHAM	22	20	5	11	10

Last FG - KU 2nd-00:26, CHAM 2nd-01:38.
Largest lead - KU by 35 2nd-06:56, CHAM by 5 1st-18:48.
KU led for 34:29. CHAM led for 04:22. Game was tied for 01:09.

Score tied - 1 time.
Lead changed - 1 time.

6 #4/5 KANSAS 71, BYU 56

Nov. 26, 2019 | Lahaina, Hawaii | Lahaina Civic Center

Kansas 71 • 5-1,0-0 Big 12

##	Player		Total FG-FGA	3-Ptr FG-FGA	FT-FTA	Rebounds Off	Def	Tot	PF	TP	A	TO	Blk	Stl	Min
33	David McCormack	f	7-9	0-0	2-2	1	4	5	0	16	1	1	0	0	20
35	Udoka Azubuike	c	5-6	0-0	1-5	3	7	10	1	11	1	2	0	1	27
00	Marcus Garrett	g	3-5	1-3	0-0	0	6	6	3	7	3	2	0	2	25
01	Devon Dotson	g	5-16	0-3	3-3	1	1	2	1	13	8	2	0	2	37
30	Ochai Agbaji	g	6-9	2-4	0-0	1	4	5	0	14	3	2	0	1	31
02	Christian Braun		1-3	0-2	0-0	0	0	0	1	2	0	1	0	0	8
04	Isaiah Moss		2-8	1-5	0-1	1	2	3	2	5	1	1	0	2	30
05	Elijah Elliott		0-0	0-0	0-0	0	0	0	0	0	0	0	0	0	1
12	Chris Teahan		0-0	0-0	0-0	0	0	0	0	0	0	0	0	0	1
13	Tristan Enaruna		0-3	0-1	3-4	1	0	1	0	3	1	1	1	1	16
20	Michael Jankovich		0-0	0-0	0-0	0	0	0	1	0	0	0	0	0	1
22	Silvio De Sousa		0-2	0-0	0-0	1	1	2	1	0	0	0	0	0	3
	Team					0	1	1							
	Totals		29-61	4-18	9-15	9	26	35	10	71	18	12	1	9	200

FG % 1st Half: 12-29 41.4% 2nd half: 17-32 53.1% Game: 29-61 47.5%
3FG % 1st Half: 2-9 22.2% 2nd half: 2-9 22.2% Game: 4-18 22.2%
FT % 1st Half: 3-3 100.0 2nd half: 6-12 50.0% Game: 9-15 60.0%
Deadball Rebounds 2

BYU 56 • 4-3,0-0 WCC

##	Player		Total FG-FGA	3-Ptr FG-FGA	FT-FTA	Rebounds Off	Def	Tot	PF	TP	A	TO	Blk	Stl	Min
33	Dalton Nixon	f	2-8	1-5	0-0	1	3	4	3	5	2	5	0	3	26
40	Kolby Lee	f	6-8	1-2	0-0	2	1	3	4	13	1	2	0	0	27
04	Alex Barcello	g	2-5	1-4	0-0	0	3	3	2	5	1	1	0	1	25
05	Jake Toolson	g	3-9	1-5	0-0	0	7	7	1	7	2	2	0	0	33
30	TJ Haws	g	6-14	3-9	1-1	1	2	3	1	16	5	4	0	1	34
02	Zac Seljaas		0-4	0-4	2-3	0	1	1	0	2	2	0	0	0	22
03	Blaze Nield		0-0	0-0	0-0	0	0	0	0	0	1	0	0	0	2
13	Taylor Maughan		0-0	0-0	0-0	0	2	2	1	0	0	1	0	0	3
15	Cameron Pearson		0-0	0-0	0-0	0	0	0	0	0	0	0	0	0	1
21	Trevin Knell		0-1	0-1	0-0	0	1	1	2	0	0	0	1	0	3
24	Evan Troy		1-1	1-1	0-0	0	0	0	0	3	0	0	0	0	1
44	Connor Harding		2-4	1-2	0-0	1	6	7	3	5	0	3	0	0	23
	Team					0	1	1				2			
	Totals		22-54	9-33	3-4	5	27	32	17	56	14	20	1	5	200

FG % 1st Half: 10-26 38.5% 2nd half: 12-28 42.9% Game: 22-54 40.7%
3FG % 1st Half: 5-17 29.4% 2nd half: 4-16 25.0% Game: 9-33 27.3%
FT % 1st Half: 2-3 66.7% 2nd half: 1-1 100.0 Game: 3-4 75.0%
Deadball Rebounds 2

Officials: Keith Kimble,Chris Rastatter,Terry Wymer
Technical fouls: Kansas-None. BYU-None.
Attendance: 2400
Maui Invitational - Semifinals

Score by periods	1st	2nd	Total
Kansas	29	42	**71**
BYU	27	29	**56**

	In Paint	Off T/O	2nd Chance	Fast Break	Bench
KU	42	17	6	13	10
BYU	18	4	7	5	10

Last FG - KU 2nd-03:04, BYU 2nd-00:12.
Largest lead - KU by 20 2nd-03:04, BYU by 2 1st-15:46.
KU led for 30:43. BYU led for 08:03. Game was tied for 01:14.

Score tied - 3 times.
Lead changed - 10 times.

7 #4/5 KANSAS 90, DAYTON 84 (OT)

Nov. 27, 2019 | Lahaina, Hawaii | Lahaina Civic Center

Dayton 84 • 5-1,0-0 Atlantic

##	Player		Total FG-FGA	3-Ptr FG-FGA	FT-FTA	Rebounds Off	Def	Tot	PF	TP	A	TO	Blk	Stl	Min
01	Obi Toppin	f	6-11	1-3	5-5	1	8	9	4	18	0	1	3	0	40
33	Ryan Mikesell	f	6-14	3-7	4-6	0	5	5	4	19	4	1	0	1	36
00	Rodney Chatman	g	1-4	1-1	2-3	0	0	0	4	5	1	2	0	0	19
03	Trey Landers	g	2-5	2-3	1-2	1	1	2	2	7	2	1	2	2	27
10	Jalen Crutcher	g	4-14	4-9	0-0	1	3	4	3	12	8	5	0	3	42
02	Ibi Watson		5-10	4-8	2-3	0	4	4	4	16	3	1	0	0	33
31	Jhery Matos		0-0	0-0	0-0	0	1	1	0	0	0	0	0	0	4
32	Jordy Tshimanga		1-1	0-0	0-0	0	0	0	3	2	0	0	0	0	2
35	Dwayne Cohill		1-2	1-2	0-0	0	1	1	1	3	1	1	0	0	16
40	Chase Johnson		1-1	0-0	0-0	0	1	1	0	2	0	0	0	0	6
	Team					2	1	3				2			
	Totals		27-62	16-33	14-19	5	25	30	25	84	19	14	5	6	225

FG % 1st Half: 13-31 41.9% 2nd half: 12-24 50.0% OT: 2-7 28.6% Game: 27-62 43.5%
3FG % 1st Half: 8-18 44.4% 2nd half: 7-12 58.3% OT: 1-3 33.3% Game: 16-33 48.5%
FT % 1st Half: 3-5 60.0% 2nd half: 5-5 100.0 OT: 6-9 66.7% Game: 14-19 73.7%
Deadball Rebounds 4

Kansas 90 • 6-1,0-0 Big 12

##	Player		Total FG-FGA	3-Ptr FG-FGA	FT-FTA	Rebounds Off	Def	Tot	PF	TP	A	TO	Blk	Stl	Min
33	David McCormack	f	1-3	0-0	1-2	1	1	2	1	3	0	2	0	1	16
35	Udoka Azubuike	c	12-15	0-0	5-8	1	2	3	5	29	1	0	4	0	31
00	Marcus Garrett	g	6-10	1-1	5-6	1	6	7	4	18	2	0	0	0	29
01	Devon Dotson	g	11-16	1-2	8-10	1	5	6	2	31	4	6	0	5	45
30	Ochai Agbaji	g	2-9	1-5	1-2	1	5	6	4	6	4	1	1	1	45
02	Christian Braun		0-1	0-0	0-0	0	2	2	0	0	0	0	0	0	4
04	Isaiah Moss		0-1	0-1	0-0	1	3	4	1	0	1	0	0	0	36
13	Tristan Enaruna		1-4	1-2	0-0	0	4	4	2	3	0	1	0	0	18
22	Silvio De Sousa		0-0	0-0	0-0	0	0	0	1	0	0	1	0	0	1
	Team					1	3	4							
	Totals		33-59	4-11	20-28	7	31	38	20	90	12	11	5	7	225

FG % 1st Half: 13-28 46.4% 2nd half: 15-26 57.7% OT: 5-5 100.0 Game: 33-59 55.9%
3FG % 1st Half: 2-6 33.3% 2nd half: 2-5 40.0% OT: 0-0 0.0% Game: 4-11 36.4%
FT % 1st Half: 8-12 66.7% 2nd half: 5-7 71.4% OT: 7-9 77.8% Game: 20-28 71.4%
Deadball Rebounds 2

Officials: Verne Harris,Terry Wymer,Joe Lindsay
Technical fouls: Dayton-None. Kansas-None.
Attendance: 2400
Maui Invitational - Championship

Score by periods	1st	2nd	OT	Total
Dayton	37	36	11	**84**
Kansas	36	37	17	**90**

	In Paint	Off T/O	2nd Chance	Fast Break	Bench
UD	22	13	4	12	23
KU	52	12	8	9	3

Last FG - UD OT-03:06, KU OT-00:38.
Largest lead - UD by 8 2nd-07:45, KU by 6 OT-00:11.
UD led for 17:30. KU led for 17:24. Game was tied for 09:54.

Score tied - 14 times.
Lead changed - 20 times.

8 #2/3 KANSAS 72, #20/21 COLORADO 58

Dec. 7, 2019 | Lawrence, Kan. | Allen Fieldhouse

Colorado 58 • 7-1,0-0 Pac-12

##	Player		Total FG-FGA	3-Ptr FG-FGA	FT-FTA	Rebounds Off	Def	Tot	PF	TP	A	TO	Blk	Stl	Min
21	Evan Battey	f	5-8	0-1	4-7	4	3	7	3	14	1	3	0	0	27
01	Tyler Bey	g	1-3	0-1	3-5	3	6	9	2	5	1	2	0	4	25
05	D'Shawn Schwartz	g	2-12	0-7	0-0	1	2	3	2	4	1	1	0	1	29
24	Eli Parquet	g	2-4	1-3	2-2	0	0	0	2	7	0	1	0	1	13
25	McKinley Wright	g	2-7	2-4	2-3	2	5	7	4	8	2	4	0	3	33
00	Shane Gatling		1-5	1-4	4-4	0	1	1	0	7	1	1	0	1	18
02	Daylen Kountz		1-5	0-0	0-0	2	0	2	1	2	0	1	0	0	14
03	Maddox Daniels		1-4	1-4	0-0	0	0	0	0	3	0	3	0	0	13
23	Lucas Siewert		2-9	2-8	0-0	1	1	2	1	6	0	0	0	1	20
35	Dallas Walton		1-3	0-2	0-0	1	1	2	0	2	1	0	0	0	8
	Team					3	0	3				1			
	Totals		18-60	7-34	15-21	17	19	36	15	58	7	17	0	11	200

FG % 1st Half: 7-26 26.9% 2nd half: 11-34 32.4% Game: 18-60 30.0%
3FG % 1st Half: 4-15 26.7% 2nd half: 3-19 15.8% Game: 7-34 20.6%
FT % 1st Half: 4-6 66.7% 2nd half: 11-15 73.3% Game: 15-21 71.4%
Deadball Rebounds 2

Kansas 72 • 7-1,0-0 Big 12

##	Player		Total FG-FGA	3-Ptr FG-FGA	FT-FTA	Rebounds Off	Def	Tot	PF	TP	A	TO	Blk	Stl	Min
33	David McCormack	f	3-7	0-0	0-0	0	2	2	1	6	0	3	0	0	15
35	Udoka Azubuike	c	6-7	0-0	0-4	2	4	6	2	12	0	3	3	1	29
00	Marcus Garrett	g	2-7	0-0	0-0	1	1	2	4	4	6	4	0	4	29
01	Devon Dotson	g	4-7	0-2	10-11	0	4	4	2	18	6	3	0	2	36
30	Ochai Agbaji	g	8-14	4-6	0-0	3	9	12	0	20	2	3	0	1	36
02	Christian Braun		0-0	0-0	0-0	0	0	0	1	0	0	1	0	1	8
04	Isaiah Moss		3-5	2-4	0-0	0	3	3	3	8	0	1	1	0	24
12	Chris Teahan		0-0	0-0	0-0	0	0	0	0	0	0	0	0	0	1
13	Tristan Enaruna		1-3	0-1	0-0	1	4	5	2	2	0	3	0	0	11
22	Silvio De Sousa		0-1	0-0	2-4	2	1	3	4	2	0	0	0	0	11
	Team					1	1	2							
	Totals		27-51	6-13	12-19	10	29	39	19	72	14	21	4	9	200

FG % 1st Half: 15-30 50.0% 2nd half: 12-21 57.1% Game: 27-51 52.9%
3FG % 1st Half: 0-6 0.0% 2nd half: 6-7 85.7% Game: 6-13 46.2%
FT % 1st Half: 4-7 57.1% 2nd half: 8-12 66.7% Game: 12-19 63.2%
Deadball Rebounds 2

Officials: Michael Greenstein,Bert Smith,Gerry Pollard
Technical fouls: Colorado-D'Shawn Schwartz. Kansas-None.
Attendance: 16300

Score by periods	1st	2nd	Total
Colorado	22	36	**58**
Kansas	34	38	**72**

	In Paint	Off T/O	2nd Chance	Fast Break	Bench
CU	22	17	19	6	20
KU	38	16	12	13	12

Last FG - CU 2nd-00:11, KU 2nd-01:32.
Largest lead - CU None, KU by 23 2nd-04:54.
CU led for 00:00. KU led for 39:41. Game was tied for 00:19.

Score tied - 0 times.
Lead changed - 0 times.

BOX SCORES

9 #2/3 KANSAS 95, MILWAUKEE 68

Dec. 10, 2019 | Lawrence, Kan. | Allen Fieldhouse

Milwaukee 68 • 5-5,0-0 Horizon

##	Player		Total FG-FGA	3-Ptr FG-FGA	FT-FTA	Rebounds Off	Def	Tot	PF	TP	A	TO	Blk	Stl	Min
05	C.J. Wilbourn	f	1-2	1-2	2-2	3	1	4	2	5	1	0	0	0	18
12	Amir Allen	f	0-1	0-0	0-0	2	1	3	4	0	0	0	2	0	14
01	DeAndre Abram	g	0-6	0-3	1-2	0	1	1	0	1	0	1	0	1	10
03	Te'Jon Lucas	g	4-11	1-6	2-2	0	4	4	1	11	5	4	0	0	30
20	Darius Roy	g	9-16	3-8	4-4	2	2	4	2	25	3	0	0	1	36
02	Harrison Henderson		3-6	1-3	0-0	0	2	2	2	7	0	1	1	0	18
04	Wil Sessoms		1-2	0-1	0-0	0	0	0	4	2	1	1	0	0	9
13	Courtney Brown Jr.		1-3	1-3	1-2	0	1	1	5	4	0	0	0	1	16
21	Lincoln Wieseman		0-1	0-0	0-0	1	0	1	0	0	0	0	0	0	1
22	Shae Mitchell		1-3	0-2	2-2	0	2	2	0	4	0	0	0	0	9
24	Josh Thomas		4-15	0-7	1-1	0	1	1	0	9	2	0	0	0	31
34	Tyler Behrendt		0-0	0-0	0-0	0	0	0	0	0	0	0	0	0	8
	Team					3	1	4				1			
	Totals		24-66	7-35	13-15	11	16	27	20	68	12	8	3	3	200

FG % 1st Half: 9-30 30.0% 2nd half: 15-36 41.7% Game: 24-66 36.4%
3FG % 1st Half: 3-15 20.0% 2nd half: 4-20 20.0% Game: 7-35 20.0%
FT % 1st Half: 6-7 85.7% 2nd half: 7-8 87.5% Game: 13-15 86.7%

Deadball Rebounds 1

Kansas 95 • 8-1,0-0 Big 12

##	Player		Total FG-FGA	3-Ptr FG-FGA	FT-FTA	Rebounds Off	Def	Tot	PF	TP	A	TO	Blk	Stl	Min
33	David McCormack	f	3-5	0-0	1-4	0	1	1	1	7	0	0	0	1	17
35	Udoka Azubuike	c	7-7	0-0	1-1	4	13	17	2	15	2	3	1	0	28
00	Marcus Garrett	g	3-7	0-3	1-2	0	1	1	4	7	7	1	1	1	28
01	Devon Dotson	g	7-16	3-6	5-7	2	1	3	1	22	9	1	0	2	34
30	Ochai Agbaji	g	6-9	5-8	5-5	3	5	8	3	22	3	2	1	0	34
02	Christian Braun		1-5	1-4	0-0	0	4	4	0	3	0	0	0	1	15
04	Isaiah Moss		2-5	2-5	2-2	0	1	1	1	8	0	1	0	0	19
05	Elijah Elliott		0-0	0-0	0-0	0	0	0	0	0	0	0	0	0	1
12	Chris Teahan		1-1	1-1	0-0	0	0	0	0	3	0	0	0	0	1
13	Tristan Enaruna		2-3	0-1	0-0	1	0	1	0	4	1	1	0	0	10
20	Michael Jankovich		0-0	0-0	0-0	0	0	0	0	0	0	0	0	0	1
22	Silvio De Sousa		0-1	0-0	4-6	2	4	6	3	4	1	2	0	0	12
	Team					2	1	3				1			
	Totals		32-59	12-28	19-27	14	31	45	15	95	23	12	3	5	200

FG % 1st Half: 19-35 54.3% 2nd half: 13-24 54.2% Game: 32-59 54.2%
3FG % 1st Half: 8-17 47.1% 2nd half: 4-11 36.4% Game: 12-28 42.9%
FT % 1st Half: 6-9 66.7% 2nd half: 13-18 72.2% Game: 19-27 70.4%

Deadball Rebounds 5,1

Officials: Jeffrey Anderson,Mike Eades,Joe DeRose
Technical fouls: Milwaukee-None. Kansas-None.
Attendance: 16300
2019-20 Men's Basketball. Round: 0. Kansas vs Milwaukee. Played at Allen Field

Score by periods	1st	2nd	Total
Milwaukee	27	41	**68**
Kansas	52	43	**95**

	In Paint	Off T/O	2nd Chance	Fast Break	Bench
Points MKE	26	19	9	9	26
KU	32	14	21	18	22

Last FG - MKE 2nd-00:40, KU 2nd-01:09.
Largest lead - MKE None, KU by 30 1st-06:00.
MKE led for 00:00. KU led for 39:30. Game was tied for 00:30.

Score tied - 0 times.
Lead changed - 0 times.

10 #2/3 KANSAS 98, KANSAS CITY 57

Dec. 14, 2019 | Kansas City, Mo. | Sprint Center

Kansas City 57 • 5-7,0-0 WAC

##	Player		Total FG-FGA	3-Ptr FG-FGA	FT-FTA	Rebounds Off	Def	Tot	PF	TP	A	TO	Blk	Stl	Min
05	Jordan Giles	f	2-6	0-1	0-0	0	1	1	2	4	1	2	0	0	20
20	Josiah Allick	f	1-2	0-1	1-2	2	0	2	3	3	0	1	0	0	23
35	Brandon Suggs	f	0-1	0-0	0-0	0	0	0	1	0	0	0	0	1	7
03	Brandon McKissic	g	4-12	1-3	0-0	0	3	3	2	9	8	5	0	2	37
33	Marvin Nesbitt Jr.	g	4-5	3-4	1-2	0	2	2	0	12	1	2	0	0	24
00	Zion Williams		3-5	0-0	0-0	0	3	3	2	6	0	4	0	0	18
02	Rob Whitfield		0-1	0-1	0-0	0	0	0	0	0	0	2	0	0	12
11	Franck Kamgain		1-3	0-0	0-0	0	3	3	2	2	0	1	0	1	21
12	Maks Klanjscek		3-4	3-4	0-0	0	0	0	0	9	0	1	0	0	10
25	Javan White		4-13	2-4	2-2	2	6	8	1	12	1	4	0	1	28
	Team					1	1	2							
	Totals		22-52	9-18	4-6	5	19	24	13	57	11	22	0	5	200

FG % 1st Half: 9-24 37.5% 2nd half: 13-28 46.4% Game: 22-52 42.3%
3FG % 1st Half: 4-10 40.0% 2nd half: 5-8 62.5% Game: 9-18 50.0%
FT % 1st Half: 2-2 100.0 2nd half: 2-4 50.0% Game: 4-6 66.7%

Deadball Rebounds 0

Kansas 98 • 9-1,0-0 Big 12

##	Player		Total FG-FGA	3-Ptr FG-FGA	FT-FTA	Rebounds Off	Def	Tot	PF	TP	A	TO	Blk	Stl	Min
33	David McCormack	f	11-14	0-0	6-6	4	3	7	2	28	1	2	0	2	16
35	Udoka Azubuike	c	4-4	0-0	1-2	0	5	5	2	9	4	2	3	0	18
00	Marcus Garrett	g	4-5	3-3	2-2	0	1	1	1	13	4	0	0	0	24
01	Devon Dotson	g	7-12	1-4	3-4	0	2	2	0	18	3	1	0	3	27
30	Ochai Agbaji	g	2-3	1-2	0-0	0	4	4	1	5	3	1	0	2	26
02	Christian Braun		2-4	0-2	0-0	4	3	7	1	4	3	1	2	1	21
04	Isaiah Moss		2-6	1-5	0-0	0	0	0	0	5	0	1	0	1	19
05	Elijah Elliott		1-1	0-0	0-0	0	0	0	0	2	0	0	0	0	4
12	Chris Teahan		0-1	0-1	0-0	0	0	0	0	0	0	0	0	0	5
13	Tristan Enaruna		1-10	0-4	0-0	0	5	5	1	2	1	0	1	1	16
20	Michael Jankovich		1-1	1-1	0-0	0	0	0	0	3	0	0	0	0	4
22	Silvio De Sousa		3-5	1-1	2-4	3	4	7	2	9	1	2	3	0	20
	Team					1	0	1							
	Totals		38-66	8-23	14-18	12	27	39	10	98	20	10	9	10	200

FG % 1st Half: 16-31 51.6% 2nd half: 22-35 62.9% Game: 38-66 57.6%
3FG % 1st Half: 2-9 22.2% 2nd half: 6-14 42.9% Game: 8-23 34.8%
FT % 1st Half: 9-10 90.0% 2nd half: 5-8 62.5% Game: 14-18 77.8%

Deadball Rebounds 1

Officials: Chance Moore,Pat Driscoll,Kipp Kissinger
Technical fouls: Kansas City-None. Kansas-None.
Attendance: 17702
2019-20 Men's Basketball. Round: 0. Kansas vs Kansas City. Played at Sprint Ce

Score by periods	1st	2nd	Total
Kansas City	24	33	**57**
Kansas	43	55	**98**

	In Paint	Off T/O	2nd Chance	Fast Break	Bench
Points KC	24	4	8	5	29
KU	52	30	13	19	25

Last FG - KC 2nd-01:33, KU 2nd-00:47.
Largest lead - KC by 3 1st-11:52, KU by 43 2nd-03:48.
KC led for 02:51. KU led for 36:53. Game was tied for 00:16.

Score tied - 0 times.
Lead changed - 2 times.

11 #18/14 VILLANOVA 56, #1/1 KANSAS 55

Dec. 21, 2019 | Philadelphia, Pa. | Wells Fargo Center

Kansas 55 • 9-2,0-0 Big 12

##	Player		Total FG-FGA	3-Ptr FG-FGA	FT-FTA	Rebounds Off	Def	Tot	PF	TP	A	TO	Blk	Stl	Min
33	David McCormack	f	3-7	0-0	0-0	2	5	7	1	6	1	2	0	1	26
35	Udoka Azubuike	c	6-10	0-0	0-2	2	9	11	3	12	2	2	2	0	30
00	Marcus Garrett	g	1-4	0-1	0-0	1	1	2	0	2	1	0	0	1	13
01	Devon Dotson	g	5-15	1-2	4-7	0	7	7	1	15	4	3	0	1	37
30	Ochai Agbaji	g	5-8	1-4	0-0	0	2	2	2	11	4	2	0	3	39
02	Christian Braun		3-5	0-2	0-1	0	2	2	2	6	0	0	1	0	16
04	Isaiah Moss		0-5	0-3	0-0	0	0	0	1	0	0	2	0	0	15
13	Tristan Enaruna		1-1	1-1	0-0	2	1	3	1	3	2	0	1	0	21
22	Silvio De Sousa		0-0	0-0	0-0	0	0	0	1	0	0	1	1	0	3
	Team					3	4	7							
	Totals		24-55	3-13	4-10	10	31	41	12	55	14	12	5	6	200

FG % 1st Half: 10-27 37.0% 2nd half: 14-28 50.0% Game: 24-55 43.6%
3FG % 1st Half: 2-8 25.0% 2nd half: 1-5 20.0% Game: 3-13 23.1%
FT % 1st Half: 1-4 25.0% 2nd half: 3-6 50.0% Game: 4-10 40.0%

Deadball Rebounds 1

Villanova 56 • 9-2,0-0 Big East

##	Player		Total FG-FGA	3-Ptr FG-FGA	FT-FTA	Rebounds Off	Def	Tot	PF	TP	A	TO	Blk	Stl	Min
10	Swider, Cole	f	2-4	1-2	0-0	0	1	1	1	5	0	0	0	0	25
23	Samuels, Jermaine	f	6-12	3-8	0-0	2	3	5	3	15	1	1	0	1	34
24	Robinson-Earl, J.	f	3-11	1-6	2-2	3	6	9	0	9	2	3	0	1	32
41	Bey, Saddiq	f	3-8	1-5	0-0	2	5	7	4	7	5	1	0	0	34
02	Gillespie, Collin	g	5-15	2-10	0-0	0	3	3	3	12	2	1	0	2	35
03	Slater, Brandon		0-1	0-1	0-0	1	0	1	1	0	1	0	0	1	7
05	Moore, Justin		3-12	2-9	0-0	0	3	3	1	8	3	2	0	1	33
21	Cosby-Roundtree, D.		0-0	0-0	0-0	0	0	0	1	0	0	0	0	0	0+
	Team					2	5	7				1			
	Totals		22-63	10-41	2-2	10	26	36	14	56	14	9	0	6	200

FG % 1st Half: 9-31 29.0% 2nd half: 13-32 40.6% Game: 22-63 34.9%
3FG % 1st Half: 5-21 23.8% 2nd half: 5-20 25.0% Game: 10-41 24.4%
FT % 1st Half: 0-0 0.0% 2nd half: 2-2 100.0 Game: 2-2 100.0

Deadball Rebounds 0

Officials: Brent Hampton,Ray Natili,Mike Stephens
Technical fouls: Kansas-None. Villanova-None.
Attendance: 20706

Score by periods	1st	2nd	Total
Kansas	23	32	**55**
Villanova	23	33	**56**

	In Paint	Off T/O	2nd Chance	Fast Break	Bench
Points KU	38	6	5	8	9
VU	20	13	10	5	8

Last FG - KU 2nd-01:49, VU 2nd-00:20.
Largest lead - KU by 7 1st-10:53, VU by 8 2nd-14:52.
KU led for 16:07. VU led for 15:42. Game was tied for 08:11.

Score tied - 10 times.
Lead changed - 14 times.

12 #5/5 KANSAS 72, STANFORD 56

Dec. 29, 2019 | Stanford, Calif. | Maples Pavilion

Kansas 72 • 10-2,0-0 Big 12

##	Player		Total FG-FGA	3-Ptr FG-FGA	FT-FTA	Rebounds Off	Def	Tot	PF	TP	A	TO	Blk	Stl	Min
33	David McCormack	f	0-1	0-0	0-0	1	1	2	2	0	0	3	0	1	11
35	Udoka Azubuike	c	1-2	0-0	0-5	7	6	13	4	2	1	5	0	0	27
00	Marcus Garrett	g	5-8	0-1	2-2	0	5	5	4	12	4	3	1	1	30
01	Devon Dotson	g	5-15	0-4	4-4	1	3	4	2	14	3	2	0	4	33
30	Ochai Agbaji	g	5-11	2-6	2-4	0	3	3	3	14	2	3	0	2	33
02	Christian Braun		3-6	3-4	0-1	2	0	2	1	9	1	0	0	0	19
04	Isaiah Moss		6-12	4-7	1-1	1	2	3	0	17	1	1	0	1	27
13	Tristan Enaruna		1-1	0-0	0-1	0	3	3	0	2	1	2	0	0	11
20	Michael Jankovich		0-0	0-0	0-0	0	0	0	0	0	0	0	0	0	1
22	Silvio De Sousa		1-2	0-0	0-0	0	2	2	2	2	0	1	0	0	8
	Team					3	4	7				1			
	Totals		27-58	9-22	9-18	15	29	44	18	72	13	21	1	9	200

FG % 1st Half: 12-32 37.5% 2nd half: 15-26 57.7% Game: 27-58 46.6%
3FG % 1st Half: 3-14 21.4% 2nd half: 6-8 75.0% Game: 9-22 40.9%
FT % 1st Half: 1-3 33.3% 2nd half: 8-15 53.3% Game: 9-18 50.0%

Deadball Rebounds 4

Stanford 56 • 11-2,0-0 Pac-12

##	Player		Total FG-FGA	3-Ptr FG-FGA	FT-FTA	Rebounds Off	Def	Tot	PF	TP	A	TO	Blk	Stl	Min
13	Oscar da Silva	f	5-7	1-1	8-10	1	3	4	3	19	1	8	0	2	32
14	Spencer Jones	f	2-6	2-6	0-0	0	2	2	1	6	0	0	1	2	33
01	Daejon Davis	g	3-11	1-5	1-2	0	2	2	4	8	3	2	1	0	38
02	Bryce Wills	g	2-8	0-1	0-0	0	3	3	1	4	2	2	0	3	31
03	Tyrell Terry	g	4-13	1-6	1-1	0	4	4	3	10	3	4	0	2	30
04	Isaac White		1-1	0-0	0-0	1	0	1	0	2	0	0	0	0	6
11	Jaiden Delaire		1-2	1-1	0-0	0	1	1	1	3	0	1	0	0	11
22	James Keefe		0-0	0-0	0-0	0	0	0	2	0	0	0	0	0	5
32	Lukas Kisunas		1-2	0-0	2-3	1	3	4	1	4	1	1	1	1	14
	Team					1	3	4				1			
	Totals		19-50	6-20	12-16	4	21	25	16	56	10	19	3	10	200

FG % 1st Half: 5-23 21.7% 2nd half: 14-27 51.9% Game: 19-50 38.0%
3FG % 1st Half: 1-9 11.1% 2nd half: 5-11 45.5% Game: 6-20 30.0%
FT % 1st Half: 7-9 77.8% 2nd half: 5-7 71.4% Game: 12-16 75.0%

Deadball Rebounds 2

Officials: Chris Rastatter,John Higgins,Tony Padilla
Technical fouls: Kansas-None. Stanford-None.
Attendance: 6582

Score by periods	1st	2nd	Total
Kansas	28	44	**72**
Stanford	18	38	**56**

	In Paint	Off T/O	2nd Chance	Fast Break	Bench
Points KU	32	18	12	10	30
STAN	24	14	4	13	9

Last FG - KU 2nd-02:27, STAN 2nd-00:46.
Largest lead - KU by 22 2nd-05:38, STAN None.
KU led for 39:27. STAN led for 00:00. Game was tied for 00:33.

Score tied - 0 times.
Lead changed - 0 times.

BOX SCORES

13 #3/3 KANSAS 60, #16/17 WEST VIRGINIA 53

Jan. 4, 2020 | Lawrence, Kan. | Allen Fieldhouse

West Virginia 53 • 11-2,0-1 Big 12

##	Player		Total FG-FGA	3-Ptr FG-FGA	FT-FTA	Rebounds Off	Def	Tot	PF	TP	A	TO	Blk	Stl	Min
01	Derek Culver	f	1-6	0-0	3-5	7	5	12	3	5	2	3	1	0	21
11	Emmitt Matthews Jr.	f	1-8	0-2	0-0	2	4	6	0	2	1	1	0	1	29
34	Oscar Tshiebwe	f	6-10	0-0	5-9	8	9	17	3	17	0	2	2	1	35
05	Jordan McCabe	g	3-5	1-3	0-0	0	0	0	1	7	1	2	0	1	16
10	Jermaine Haley	g	1-5	0-0	0-0	0	2	2	1	2	1	2	0	1	23
02	Brandon Knapper		0-2	0-1	0-0	0	0	0	0	0	1	1	0	0	5
03	Gabe Osabuohien		0-0	0-0	0-0	0	0	0	4	0	1	2	1	0	13
04	Miles McBride		4-11	1-3	4-6	0	2	2	3	13	0	2	0	1	21
12	Taz Sherman		2-6	0-1	0-0	0	1	1	2	4	0	0	0	0	13
14	Chase Harler		1-3	1-2	0-2	1	0	1	1	3	0	0	0	0	12
22	Sean McNeil		0-3	0-2	0-0	0	0	0	0	0	0	1	0	0	12
	Team					3	0	3							
	Totals		19-59	3-14	12-22	21	23	44	18	53	7	16	4	5	200

FG % 1st Half: 12-34 35.3% 2nd half: 7-25 28.0% Game: 19-59 32.2%
3FG % 1st Half: 3-10 30.0% 2nd half: 0-4 0.0% Game: 3-14 21.4%
FT % 1st Half: 3-7 42.9% 2nd half: 9-15 60.0% Game: 12-22 54.5%

Deadball Rebounds 7,1

Kansas 60 • 11-2,1-0 Big 12

##	Player		Total FG-FGA	3-Ptr FG-FGA	FT-FTA	Rebounds Off	Def	Tot	PF	TP	A	TO	Blk	Stl	Min
33	David McCormack	f	1-3	0-1	0-0	1	2	3	0	2	0	1	0	0	10
35	Udoka Azubuike	c	6-6	0-0	5-10	4	7	11	2	17	0	5	6	1	32
00	Marcus Garrett	g	4-11	0-3	4-5	0	1	1	4	12	6	2	1	2	35
01	Devon Dotson	g	5-15	2-5	4-6	1	2	3	4	16	2	2	0	4	40
30	Ochai Agbaji	g	1-6	1-5	4-6	0	1	1	3	7	2	2	0	1	38
02	Christian Braun		2-3	0-1	2-3	1	4	5	2	6	1	0	0	2	30
04	Isaiah Moss		0-2	0-2	0-0	0	1	1	1	0	0	0	0	0	7
13	Tristan Enaruna		0-0	0-0	0-0	0	0	0	0	0	0	1	0	0	1
22	Silvio De Sousa		0-1	0-0	0-0	1	1	2	3	0	0	0	0	0	7
	Team					1	2	3				1			
	Totals		19-47	3-17	19-30	9	21	30	19	60	11	14	7	10	200

FG % 1st Half: 8-22 36.4% 2nd half: 11-25 44.0% Game: 19-47 40.4%
3FG % 1st Half: 2-11 18.2% 2nd half: 1-6 16.7% Game: 3-17 17.6%
FT % 1st Half: 6-13 46.2% 2nd half: 13-17 76.5% Game: 19-30 63.3%

Deadball Rebounds 6,1

Officials: Chance Moore,Keith Kimble,Doug Sirmons
Technical fouls: West Virginia-None. Kansas-None.
Attendance: 16300

Score by periods	1st	2nd	Total
West Virginia	30	23	**53**
Kansas	24	36	**60**

Points	In Paint	Off T/O	2nd Chance	Fast Break	Bench
WVU	20	18	15	3	20
KU	30	16	4	11	6

Last FG - WVU 2nd-00:07, KU 2nd-01:03.
Largest lead - WVU by 10 1st-12:13, KU by 9 2nd-00:13.
WVU led for 24:03. KU led for 13:26. Game was tied for 02:31.

Score tied - 3 times.
Lead changed - 5 times.

14 #3/3 KANSAS 79, IOWA STATE 53

Jan. 8, 2020 | Ames, Iowa | Hilton Coliseum

Kansas 79 • 12-2,2-0 Big 12

##	Player		Total FG-FGA	3-Ptr FG-FGA	FT-FTA	Rebounds Off	Def	Tot	PF	TP	A	TO	Blk	Stl	Min
33	David McCormack	f	6-11	0-0	4-4	4	3	7	2	16	1	1	0	1	18
35	Udoka Azubuike	c	3-5	0-0	4-5	3	4	7	3	10	2	1	0	0	23
00	Marcus Garrett	g	1-3	1-1	1-2	0	3	3	1	4	3	1	0	2	20
01	Devon Dotson	g	7-13	2-5	4-6	0	5	5	2	20	6	2	0	3	34
30	Ochai Agbaji	g	6-7	4-5	0-0	0	2	2	0	16	2	4	0	2	28
02	Christian Braun		3-6	3-4	0-0	0	5	5	1	9	2	0	0	0	24
04	Isaiah Moss		1-5	0-2	0-0	0	0	0	1	2	0	0	0	0	17
12	Chris Teahan		0-1	0-1	0-0	0	1	1	0	0	0	0	0	0	3
13	Tristan Enaruna		0-1	0-0	0-0	0	1	1	1	0	0	1	0	2	15
20	Michael Jankovich		0-1	0-1	0-0	0	0	0	0	0	0	0	0	0	3
22	Silvio De Sousa		1-1	0-0	0-0	0	2	2	2	2	0	2	2	0	15
	Team					2	2	4							
	Totals		28-54	10-19	13-17	9	28	37	13	79	16	12	2	10	200

FG % 1st Half: 16-29 55.2% 2nd half: 12-25 48.0% Game: 28-54 51.9%
3FG % 1st Half: 6-8 75.0% 2nd half: 4-11 36.4% Game: 10-19 52.6%
FT % 1st Half: 8-11 72.7% 2nd half: 5-6 83.3% Game: 13-17 76.5%

Deadball Rebounds 3

Iowa St. 53 • 7-7,0-2 Big 12

##	Player		Total FG-FGA	3-Ptr FG-FGA	FT-FTA	Rebounds Off	Def	Tot	PF	TP	A	TO	Blk	Stl	Min
12	Michael Jacobson	f	4-7	0-2	2-2	3	0	3	1	10	0	2	1	0	24
33	Solomon Young	f	2-4	0-0	0-0	1	1	2	1	4	0	0	0	1	11
11	Prentiss Nixon	g	2-9	1-6	0-0	0	1	1	3	5	2	1	0	1	25
22	Tyrese Haliburton	g	2-7	1-5	0-0	0	3	3	1	5	5	3	0	3	36
45	Rasir Bolton	g	4-14	2-5	2-2	1	0	1	0	12	2	1	0	1	29
00	Zion Griffin		3-4	2-2	0-0	1	1	2	0	8	0	0	0	0	19
02	Caleb Grill		1-4	1-4	0-1	1	1	2	0	3	1	1	0	0	13
03	Tre Jackson		1-3	1-3	0-0	0	4	4	2	3	3	1	1	2	19
04	George Conditt		1-4	0-0	1-4	3	5	8	2	3	1	3	2	1	19
24	Terrence Lewis		0-2	0-1	0-0	0	1	1	2	0	0	0	0	0	5
	Team					2	1	3							
	Totals		20-58	8-28	5-9	12	18	30	12	53	14	12	4	9	200

FG % 1st Half: 10-27 37.0% 2nd half: 10-31 32.3% Game: 20-58 34.5%
3FG % 1st Half: 4-15 26.7% 2nd half: 4-13 30.8% Game: 8-28 28.6%
FT % 1st Half: 2-2 100.0 2nd half: 3-7 42.9% Game: 5-9 55.6%

Deadball Rebounds 2

Officials: Byron Jarrett,Gerry Pollard,Joe DeRosa
Technical fouls: Kansas-None. Iowa St.-None.
Attendance: 14384

Score by periods	1st	2nd	Total
Kansas	46	33	**79**
Iowa St.	26	27	**53**

Points	In Paint	Off T/O	2nd Chance	Fast Break	Bench
KU	30	19	11	6	13
IOWAST	18	19	9	2	17

Last FG - KU 2nd-02:02, IOWAST 2nd-00:48.
Largest lead - KU by 31 2nd-03:36, IOWAST None.
KU led for 37:55. IOWAST led for 00:00. Game was tied for 02:05.

Score tied - 4 times.
Lead changed - 0 times.

15 #4/4 BAYLOR 67, #3/3 KANSAS 55

Jan. 11, 2020 | Lawrence, Kan. | Allen Fieldhouse

Baylor 67 • 13-1,3-0 Big 12

##	Player		Total FG-FGA	3-Ptr FG-FGA	FT-FTA	Rebounds Off	Def	Tot	PF	TP	A	TO	Blk	Stl	Min
11	Mark Vital	f	1-7	0-1	2-2	1	5	6	3	4	4	0	0	3	38
33	Freddie Gillespie	f	6-12	0-0	1-2	1	4	5	3	13	0	0	1	1	31
12	Jared Butler	g	9-18	3-7	1-2	1	3	4	3	22	3	0	1	2	33
31	MaCio Teague	g	6-10	3-5	1-1	2	5	7	2	16	3	0	0	0	35
45	Davion Mitchell	g	4-10	2-5	0-0	0	2	2	1	10	1	2	0	1	36
00	Flo Thamba		0-0	0-0	0-0	0	0	0	0	0	0	0	0	0	4
02	Devonte Bandoo		0-2	0-1	0-0	0	0	0	1	0	1	1	0	0	9
24	Matthew Mayer		0-0	0-0	0-0	0	2	2	0	0	1	2	0	2	8
25	Tristan Clark		1-1	0-0	0-0	0	0	0	3	2	0	0	0	0	6
	Team					2	3	5							
	Totals		27-60	8-19	5-7	7	24	31	16	67	13	5	2	9	200

FG % 1st Half: 14-29 48.3% 2nd half: 13-31 41.9% Game: 27-60 45.0%
3FG % 1st Half: 4-9 44.4% 2nd half: 4-10 40.0% Game: 8-19 42.1%
FT % 1st Half: 5-7 71.4% 2nd half: 0-0 0.0% Game: 5-7 71.4%

Deadball Rebounds 2

Kansas 55 • 12-3,2-1 Big 12

##	Player		Total FG-FGA	3-Ptr FG-FGA	FT-FTA	Rebounds Off	Def	Tot	PF	TP	A	TO	Blk	Stl	Min
33	David McCormack	f	0-2	0-0	0-0	0	1	1	1	0	0	0	1	0	10
35	Udoka Azubuike	c	3-6	0-0	0-0	3	8	11	1	6	0	2	7	1	32
00	Marcus Garrett	g	4-9	1-2	2-2	0	4	4	4	11	4	4	0	0	34
01	Devon Dotson	g	4-10	1-4	0-0	0	1	1	0	9	3	2	0	1	28
30	Ochai Agbaji	g	2-7	0-1	2-2	2	3	5	0	6	1	3	0	1	33
02	Christian Braun		0-2	0-0	4-4	1	1	2	2	4	0	0	0	0	22
04	Isaiah Moss		5-12	2-8	3-4	0	3	3	1	15	1	2	0	0	30
13	Tristan Enaruna		1-2	0-0	0-0	0	1	1	0	2	0	0	1	0	5
22	Silvio De Sousa		1-1	0-0	0-2	3	1	4	1	2	0	1	1	0	6
	Team					0	2	2							
	Totals		20-51	4-15	11-14	9	25	34	10	55	9	14	10	3	200

FG % 1st Half: 9-25 36.0% 2nd half: 11-26 42.3% Game: 20-51 39.2%
3FG % 1st Half: 4-11 36.4% 2nd half: 0-4 0.0% Game: 4-15 26.7%
FT % 1st Half: 2-4 50.0% 2nd half: 9-10 90.0% Game: 11-14 78.6%

Deadball Rebounds 1,1

Officials: Tony Padilla,James Luckie,Kipp Kissinger
Technical fouls: Baylor-None. Kansas-None.
Attendance: 16300

Score by periods	1st	2nd	Total
Baylor	37	30	**67**
Kansas	24	31	**55**

Points	In Paint	Off T/O	2nd Chance	Fast Break	Bench
BAYLOR	28	21	6	10	2
KU	26	2	12	7	23

Last FG - BAYLOR 2nd-00:49, KU 2nd-00:00.
Largest lead - BAYLOR by 17 2nd-02:29, KU by 5 1st-07:56.
BAYLOR led for 30:46. KU led for 07:56. Game was tied for 01:18.

Score tied - 1 time.
Lead changed - 2 times.

16 #6/7 KANSAS 66, OKLAHOMA 52

Jan. 14, 2020 | Norman, Okla. | Lloyd Noble Center

Kansas 66 • 13-3,3-1 Big 12

##	Player		Total FG-FGA	3-Ptr FG-FGA	FT-FTA	Rebounds Off	Def	Tot	PF	TP	A	TO	Blk	Stl	Min
33	David McCormack	f	2-5	0-0	0-0	0	3	3	2	4	0	2	0	0	15
35	Udoka Azubuike	c	7-10	0-0	2-2	3	11	14	3	16	1	4	3	1	32
00	Marcus Garrett	g	5-12	1-2	4-8	1	4	5	1	15	5	1	0	0	38
04	Isaiah Moss	g	7-13	6-11	0-0	1	3	4	1	20	1	0	0	0	38
30	Ochai Agbaji	g	3-11	1-4	0-0	1	4	5	2	7	3	1	0	1	38
02	Christian Braun		0-3	0-2	2-2	1	5	6	1	2	1	0	1	1	26
13	Tristan Enaruna		1-3	0-0	0-2	2	2	4	1	2	1	2	0	1	11
22	Silvio De Sousa		0-0	0-0	0-0	0	3	3	0	0	0	0	0	0	2
	Team					2	0	2				1			
	Totals		25-57	8-19	8-14	11	35	46	11	66	12	11	4	4	200

FG % 1st Half: 12-31 38.7% 2nd half: 13-26 50.0% Game: 25-57 43.9%
3FG % 1st Half: 2-9 22.2% 2nd half: 6-10 60.0% Game: 8-19 42.1%
FT % 1st Half: 2-8 25.0% 2nd half: 6-6 100.0 Game: 8-14 57.1%

Deadball Rebounds 3,1

Oklahoma 52 • 11-5,2-2 Big 12

##	Player		Total FG-FGA	3-Ptr FG-FGA	FT-FTA	Rebounds Off	Def	Tot	PF	TP	A	TO	Blk	Stl	Min
21	Kristian Doolittle	f	5-18	2-7	1-1	2	8	10	4	13	2	1	1	1	34
35	Brady Manek	f	4-16	2-7	0-0	3	4	7	1	10	0	1	2	0	37
11	De'Vion Harmon	g	5-11	3-7	0-0	0	0	0	2	13	0	0	0	2	38
12	Austin Reaves	g	1-9	0-5	2-4	0	3	3	1	4	3	1	0	2	33
24	Jamal Bieniemy	g	2-4	1-2	1-2	0	4	4	2	6	4	0	0	0	34
01	Jalen Hill		1-3	0-1	2-2	2	3	5	2	4	1	0	1	0	13
15	Alondes Williams		0-0	0-0	0-0	0	0	0	0	0	0	1	0	0	3
52	Kur Kuath		1-1	0-0	0-0	0	0	0	1	2	0	0	1	1	8
	Team					1	2	3				1			
	Totals		19-62	8-29	6-9	8	24	32	13	52	10	5	5	6	200

FG % 1st Half: 9-32 28.1% 2nd half: 10-30 33.3% Game: 19-62 30.6%
3FG % 1st Half: 5-13 38.5% 2nd half: 3-16 18.8% Game: 8-29 27.6%
FT % 1st Half: 4-7 57.1% 2nd half: 2-2 100.0 Game: 6-9 66.7%

Deadball Rebounds 2

Officials: Chris Rastatter,Kelly Self,Gary Maxwell
Technical fouls: Kansas-None. Oklahoma-None.
Attendance: 10486

Score by periods	1st	2nd	Total
Kansas	28	38	**66**
Oklahoma	27	25	**52**

Points	In Paint	Off T/O	2nd Chance	Fast Break	Bench
KU	32	2	16	1	4
OU	10	3	4	13	6

Last FG - KU 2nd-00:15, OU 2nd-00:10.
Largest lead - KU by 17 2nd-01:28, OU by 4 1st-08:41.
KU led for 32:01. OU led for 02:53. Game was tied for 04:51.

Score tied - 3 times.
Lead changed - 4 times.

BOX SCORES

17 #6/7 KANSAS 66, TEXAS 57

Jan. 18, 2020 | Austin, Texas | Frank Erwin Center

Kansas 66 • 14-3,4-1 Big 12

##	Player		Total FG-FGA	3-Ptr FG-FGA	FT-FTA	Rebounds Off	Def	Tot	PF	TP	A	TO	Blk	Stl	Min
33	David McCormack	f	3-4	0-0	0-0	2	5	7	1	6	1	0	0	1	20
35	Udoka Azubuike	c	7-9	0-0	3-9	2	7	9	2	17	0	2	1	0	35
00	Marcus Garrett	g	6-14	0-2	1-1	2	5	7	2	13	7	3	0	1	36
01	Devon Dotson	g	6-16	1-4	8-9	3	3	6	0	21	3	1	1	1	39
30	Ochai Agbaji	g	1-6	0-3	2-2	1	1	2	3	4	0	1	0	1	31
02	Christian Braun		0-1	0-0	0-0	0	1	1	0	0	0	0	0	0	4
04	Isaiah Moss		2-3	1-1	0-0	0	5	5	2	5	0	1	0	1	32
13	Tristan Enaruna		0-0	0-0	0-0	0	0	0	0	0	0	0	0	0	1
22	Silvio De Sousa		0-0	0-0	0-0	1	2	3	0	0	0	0	0	0	2
	Team					0	0	0				2			
	Totals		25-53	2-10	14-21	11	29	40	10	66	11	10	2	5	200

							Deadball Rebounds
FG %	1st Half: 9-21	42.9%	2nd half: 16-32	50.0%	Game: 25-53	47.2%	3
3FG %	1st Half: 1-5	20.0%	2nd half: 1-5	20.0%	Game: 2-10	20.0%	
FT %	1st Half: 7-12	58.3%	2nd half: 7-9	77.8%	Game: 14-21	66.7%	

Texas 57 • 12-5,2-3 Big 12

##	Player		Total FG-FGA	3-Ptr FG-FGA	FT-FTA	Rebounds Off	Def	Tot	PF	TP	A	TO	Blk	Stl	Min
20	Jericho Sims	f	9-14	0-0	2-3	3	3	6	3	20	0	1	2	0	33
33	Kamaka Hepa	f	1-2	1-2	0-0	1	2	3	2	3	0	2	2	0	18
02	Matt Coleman III	g	4-11	1-4	1-1	1	1	2	3	10	3	1	0	1	30
03	Courtney Ramey	g	3-9	1-3	1-2	0	5	5	1	8	5	2	0	0	34
13	Jase Febres	g	1-7	1-6	0-0	0	3	3	4	3	1	2	0	1	36
00	Gerald Liddell		2-4	0-0	1-2	0	1	1	1	5	2	0	0	1	9
01	Andrew Jones		3-9	2-4	0-1	0	3	3	0	8	4	0	0	0	25
04	Donovan Williams		0-0	0-0	0-0	0	0	0	0	0	0	0	0	0	0+
22	Kai Jones		0-0	0-0	0-0	1	2	3	3	0	1	0	1	0	10
50	Will Baker		0-1	0-1	0-0	1	1	2	0	0	0	1	0	0	5
	Team					1	0	1							
	Totals		23-57	6-20	5-9	8	21	29	17	57	16	9	5	3	200

							Deadball Rebounds
FG %	1st Half: 12-30	40.0%	2nd half: 11-27	40.7%	Game: 23-57	40.4%	1
3FG %	1st Half: 5-11	45.5%	2nd half: 1-9	11.1%	Game: 6-20	30.0%	
FT %	1st Half: 2-3	66.7%	2nd half: 3-6	50.0%	Game: 5-9	55.6%	

Officials: Brook Wells,Roger Ayers,Ray Natili
Technical fouls: Kansas-None. Texas-None.
Attendance: 11762

Score by periods	1st	2nd	Total
Kansas	26	40	**66**
Texas	31	26	**57**

Points	In Paint	Off T/O	2nd Chance	Fast Break	Bench
KU	40	12	11	15	5
UT	30	10	8	10	13

Last FG - KU 2nd-02:50, UT 2nd-02:25.
Largest lead - KU by 9 2nd-00:26, UT by 8 1st-03:56.
KU led for 21:25. UT led for 14:54. Game was tied for 03:41.

Score tied - 5 times.
Lead changed - 8 times.

18 #3/3 KANSAS 81, KANSAS STATE 60

Jan. 21, 2020 | Lawrence, Kan. | Allen Fieldhouse

Kansas St. 60 • 8-10,1-5 Big 12

##	Player		Total FG-FGA	3-Ptr FG-FGA	FT-FTA	Rebounds Off	Def	Tot	PF	TP	A	TO	Blk	Stl	Min
14	Makol Mawien	f	5-14	0-1	1-1	2	3	5	0	11	1	1	1	0	29
20	Xavier Sneed	f	5-12	3-8	3-4	2	2	4	4	16	1	3	0	1	34
34	Levi Stockard III	f	0-0	0-0	0-0	1	0	1	1	0	1	0	0	0	11
02	Cartier Diarra	g	3-9	1-5	0-2	0	6	6	3	7	1	1	0	2	36
04	David Sloan	g	7-11	2-4	1-3	1	3	4	3	17	5	4	0	1	32
03	DaJuan Gordon		2-4	2-2	0-0	0	2	2	3	6	0	0	0	2	21
11	Antonio Gordon		0-2	0-1	0-0	0	0	0	0	0	0	1	1	0	7
23	Montavious Murphy		1-3	0-0	0-0	0	3	3	4	2	0	3	1	0	24
24	Pierson McAtee		0-1	0-1	1-2	1	0	1	0	1	1	0	0	0	3
45	Nigel Shadd		0-2	0-0	0-1	3	1	4	0	0	0	0	0	0	3
	Team					3	1	4				2			
	Totals		23-58	8-22	6-13	13	21	34	18	60	10	15	3	6	200

							Deadball Rebounds
FG %	1st Half: 10-25	40.0%	2nd half: 13-33	39.4%	Game: 23-58	39.7%	3,1
3FG %	1st Half: 3-10	30.0%	2nd half: 5-12	41.7%	Game: 8-22	36.4%	
FT %	1st Half: 0-2	0.0%	2nd half: 6-11	54.5%	Game: 6-13	46.2%	

Kansas 81 • 15-3,5-1 Big 12

##	Player		Total FG-FGA	3-Ptr FG-FGA	FT-FTA	Rebounds Off	Def	Tot	PF	TP	A	TO	Blk	Stl	Min
33	David McCormack	f	0-2	0-0	2-2	1	3	4	0	2	0	1	0	0	10
35	Udoka Azubuike	c	4-5	0-0	2-4	5	9	14	2	10	1	2	4	0	31
00	Marcus Garrett	g	4-7	0-2	0-1	1	1	2	1	8	5	0	0	1	33
01	Devon Dotson	g	6-12	1-4	5-5	2	3	5	2	18	3	3	1	3	27
30	Ochai Agbaji	g	3-11	0-3	0-0	4	3	7	3	6	2	1	0	1	31
02	Christian Braun		7-15	6-10	0-0	1	3	4	2	20	1	0	0	2	29
04	Isaiah Moss		3-7	1-4	0-0	0	1	1	2	7	0	0	0	1	13
05	Elijah Elliott		0-0	0-0	0-0	0	0	0	0	0	1	0	0	0	3
12	Chris Teahan		0-0	0-0	0-0	0	0	0	0	0	0	1	1	0	3
13	Tristan Enaruna		2-5	0-2	2-3	2	0	2	0	6	0	1	0	2	12
20	Michael Jankovich		1-1	1-1	1-2	0	0	0	0	4	0	0	0	0	3
22	Silvio De Sousa		0-0	0-0	0-0	0	2	2	3	0	0	1	3	0	5
	Team					1	1	2							
	Totals		30-65	9-26	12-17	17	26	43	15	81	13	10	9	10	200

							Deadball Rebounds
FG %	1st Half: 15-33	45.5%	2nd half: 15-32	46.9%	Game: 30-65	46.2%	1
3FG %	1st Half: 5-13	38.5%	2nd half: 4-13	30.8%	Game: 9-26	34.6%	
FT %	1st Half: 4-5	80.0%	2nd half: 8-12	66.7%	Game: 12-17	70.6%	

Officials: Bert Smith,Keith Kimble,John Higgins
Technical fouls: Kansas St.-None. Kansas-Silvio De Sousa.
Attendance: 16300
2019-20 Men's Basketball. Round: 0. Kansas vs Kansas St.. Played at Allen Fiel

Score by periods	1st	2nd	Total
Kansas St.	23	37	**60**
Kansas	39	42	**81**

Points	In Paint	Off T/O	2nd Chance	Fast Break	Bench
KSTATE	22	6	11	6	9
KU	40	20	22	10	37

Last FG - KSTATE 2nd-00:46, KU 2nd-01:03.
Largest lead - KSTATE by 3 1st-17:25, KU by 26 2nd-04:21.
KSTATE led for 02:12. KU led for 34:56. Game was tied for 02:52.

Score tied - 2 times.
Lead changed - 1 time.

19 #3/3 KANSAS 74, TENNESSEE 68

Jan. 25, 2020 | Lawrence, Kan. | Allen Fieldhouse

Tennessee 68 • 12-7,4-2 SEC

##	Player		Total FG-FGA	3-Ptr FG-FGA	FT-FTA	Rebounds Off	Def	Tot	PF	TP	A	TO	Blk	Stl	Min
10	John Fulkerson	f	7-12	0-0	1-1	7	5	12	4	15	2	4	1	0	33
05	Josiah-Jordan James	g	0-6	0-0	0-0	1	6	7	1	0	4	6	1	0	26
23	Jordan Bowden	g	6-13	3-5	4-5	0	1	1	4	19	3	2	0	1	27
25	Santiago Vescovi	g	4-9	1-5	0-1	0	5	5	5	9	3	0	0	1	32
35	Yves Pons	g	8-14	2-4	6-7	2	5	7	4	24	1	0	3	0	37
00	Davonte Gaines		0-0	0-0	0-0	0	0	0	1	0	0	0	0	0	8
03	Drew Pember		0-0	0-0	0-0	0	0	0	0	0	0	0	0	0	1
13	Jalen Johnson		0-1	0-1	1-2	0	1	1	1	1	0	0	1	0	23
21	Olivier Nkamhoua		0-0	0-0	0-0	0	0	0	2	0	1	3	1	0	9
34	Uros Plavsic		0-0	0-0	0-0	0	0	0	1	0	0	0	0	0	4
	Team					1	2	3							
	Totals		25-55	6-15	12-16	11	25	36	23	68	14	15	7	2	200

							Deadball Rebounds
FG %	1st Half: 12-24	50.0%	2nd half: 13-31	41.9%	Game: 25-55	45.5%	1
3FG %	1st Half: 3-7	42.9%	2nd half: 3-8	37.5%	Game: 6-15	40.0%	
FT %	1st Half: 3-4	75.0%	2nd half: 9-12	75.0%	Game: 12-16	75.0%	

Kansas 74 • 16-3,5-1 Big 12

##	Player		Total FG-FGA	3-Ptr FG-FGA	FT-FTA	Rebounds Off	Def	Tot	PF	TP	A	TO	Blk	Stl	Min
35	Udoka Azubuike	c	6-7	0-0	6-11	4	7	11	4	18	0	2	4	1	27
00	Marcus Garrett	g	2-5	0-0	4-6	0	7	7	2	8	3	0	0	4	39
01	Devon Dotson	g	8-16	0-3	6-8	1	2	3	0	22	7	2	0	2	39
04	Isaiah Moss	g	1-6	0-3	0-1	0	0	0	3	2	0	0	0	0	20
30	Ochai Agbaji	g	6-12	3-7	1-3	1	1	2	3	16	1	0	1	2	38
02	Christian Braun		2-8	1-4	2-2	1	3	4	3	7	1	1	0	0	32
13	Tristan Enaruna		0-0	0-0	1-2	1	0	1	1	1	0	1	0	0	5
	Team					2	2	4							
	Totals		25-54	4-17	20-33	10	22	32	16	74	12	6	5	9	200

							Deadball Rebounds
FG %	1st Half: 15-31	48.4%	2nd half: 10-23	43.5%	Game: 25-54	46.3%	7
3FG %	1st Half: 2-10	20.0%	2nd half: 2-7	28.6%	Game: 4-17	23.5%	
FT %	1st Half: 5-11	45.5%	2nd half: 15-22	68.2%	Game: 20-33	60.6%	

Officials: Brent Hampton,James Luckie,Gerry Pollard
Technical fouls: Tennessee-None. Kansas-None.
Attendance: 16300

Score by periods	1st	2nd	Total
Tennessee	30	38	**68**
Kansas	37	37	**74**

Points	In Paint	Off T/O	2nd Chance	Fast Break	Bench
TENN	32	8	11	2	1
KU	34	17	15	9	8

Last FG - TENN 2nd-00:23, KU 2nd-05:36.
Largest lead - TENN by 7 1st-08:05, KU by 13 2nd-14:05.
TENN led for 06:46. KU led for 26:55. Game was tied for 06:19.

Score tied - 4 times.
Lead changed - 6 times.

20 #3/3 KANSAS 65, OKLAHOMA STATE 50

Jan. 27, 2020 | Stillwater, Okla. | Gallagher-Iba Arena

Kansas 65 • 17-3,6-1 Big 12

##	Player		Total FG-FGA	3-Ptr FG-FGA	FT-FTA	Rebounds Off	Def	Tot	PF	TP	A	TO	Blk	Stl	Min
35	Udoka Azubuike	c	3-4	0-0	0-0	2	5	7	2	6	0	3	5	1	28
00	Marcus Garrett	g	2-6	0-2	3-4	0	8	8	1	7	9	2	0	0	34
01	Devon Dotson	g	4-8	1-4	2-3	0	2	2	3	11	3	1	0	0	25
02	Christian Braun	g	5-11	4-8	2-2	3	6	9	3	16	0	2	1	2	33
30	Ochai Agbaji	g	2-9	2-7	3-4	1	3	4	2	9	2	1	1	0	35
04	Isaiah Moss		4-9	3-8	2-2	1	0	1	2	13	1	1	0	0	25
05	Elijah Elliott		0-0	0-0	0-0	0	0	0	0	0	0	0	0	0	1
12	Chris Teahan		0-1	0-1	0-0	0	0	0	0	0	0	0	0	0	2
13	Tristan Enaruna		1-6	1-3	0-0	1	4	5	2	3	0	0	1	0	15
20	Michael Jankovich		0-0	0-0	0-0	0	0	0	0	0	0	0	0	0	2
	Team					1	3	4							
	Totals		21-54	11-33	12-15	9	31	40	15	65	15	10	8	3	200

							Deadball Rebounds
FG %	1st Half: 10-29	34.5%	2nd half: 11-25	44.0%	Game: 21-54	38.9%	2
3FG %	1st Half: 6-19	31.6%	2nd half: 5-14	35.7%	Game: 11-33	33.3%	
FT %	1st Half: 3-4	75.0%	2nd half: 9-11	81.8%	Game: 12-15	80.0%	

Oklahoma St. 50 • 10-10,0-7 Big 12

##	Player		Total FG-FGA	3-Ptr FG-FGA	FT-FTA	Rebounds Off	Def	Tot	PF	TP	A	TO	Blk	Stl	Min
12	Cameron McGriff	f	6-14	1-5	5-8	3	5	8	3	18	1	1	0	0	35
22	Kalib Boone	f	1-2	0-0	2-2	3	5	8	1	4	0	0	1	1	12
00	Avery Anderson, III	g	1-5	0-1	0-0	1	0	1	1	2	0	1	1	0	14
13	Isaac Likekele	g	4-11	0-1	2-2	2	2	4	0	10	2	0	0	2	32
21	Lindy Waters, III	g	2-9	0-2	1-2	1	3	4	3	5	3	0	0	0	32
01	Jonathan Laurent		1-6	0-2	0-0	2	1	3	0	2	1	0	0	0	14
02	Chris Harris Jr.		2-6	1-3	0-0	0	3	3	2	5	0	0	0	1	19
04	Thomas Dziagwa		0-3	0-3	0-0	0	0	0	1	0	1	1	0	0	13
14	Yor Anei		1-6	0-0	2-2	1	3	4	1	4	1	2	1	1	17
20	Keylan Boone		0-2	0-1	0-0	1	1	2	2	0	0	1	0	1	12
	Team					2	2	4				1			
	Totals		18-64	2-18	12-16	16	25	41	14	50	9	7	3	6	200

							Deadball Rebounds
FG %	1st Half: 8-30	26.7%	2nd half: 10-34	29.4%	Game: 18-64	28.1%	3
3FG %	1st Half: 2-12	16.7%	2nd half: 0-6	0.0%	Game: 2-18	11.1%	
FT %	1st Half: 6-8	75.0%	2nd half: 6-8	75.0%	Game: 12-16	75.0%	

Officials: James Breeding,Rick Crawford,Joe DeRosa
Technical fouls: Kansas-None. Oklahoma St.-None.
Attendance: 8818

Score by periods	1st	2nd	Total
Kansas	29	36	**65**
Oklahoma St.	24	26	**50**

Points	In Paint	Off T/O	2nd Chance	Fast Break	Bench
KU	16	12	10	16	16
OSU	24	9	8	11	11

Last FG - KU 2nd-04:39, OSU 2nd-00:24.
Largest lead - KU by 27 2nd-06:17, OSU None.
KU led for 39:35. OSU led for 00:00. Game was tied for 00:25.

Score tied - 0 times.
Lead changed - 0 times.

BOX SCORES

21 #3/3 KANSAS 78, TEXAS TECH 75

Feb. 1, 2020 | Lawrence, Kan. | Allen Fieldhouse

Texas Tech 75 • 13-8,4-4 Big 12

##	Player		Total FG-FGA	3-Ptr FG-FGA	FT-FTA	Rebounds Off	Def	Tot	PF	TP	A	TO	Blk	Stl	Min
22	TJ Holyfield	f	7-12	3-5	2-5	0	8	8	3	19	1	1	4	2	36
00	Kyler Edwards	g	3-7	0-3	2-2	0	2	2	2	8	6	0	0	0	37
01	Terrence Shannon, J	g	2-6	0-0	4-4	2	9	11	3	8	0	2	0	1	27
03	Jahmi'us Ramsey	g	8-21	5-8	5-6	1	1	2	1	26	1	3	1	1	34
25	Davide Moretti	g	4-11	1-5	0-0	0	1	1	2	9	2	1	0	1	38
02	Clarence Nadolny		1-2	0-0	1-1	0	0	0	2	3	0	0	0	1	6
12	Andrei Savrasov		0-0	0-0	0-0	0	0	0	1	0	0	0	0	0	2
21	Avery Benson		0-0	0-0	0-0	1	2	3	2	0	0	0	0	1	13
44	Chris Clarke		1-2	0-0	0-0	0	1	1	1	2	2	2	0	0	6
54	Russel Tchewa		0-0	0-0	0-0	0	0	0	0	0	0	0	0	0	1
	Team					4	1	5							
	Totals		26-61	9-21	14-18	8	25	33	17	75	12	9	5	7	200

FG % 1st Half: 13-34 38.2% 2nd half: 13-27 48.1% Game: 26-61 42.6%
3FG % 1st Half: 2-9 22.2% 2nd half: 7-12 58.3% Game: 9-21 42.9%
FT % 1st Half: 7-10 70.0% 2nd half: 7-8 87.5% Game: 14-18 77.8%

Deadball Rebounds 1

Kansas 78 • 18-3,7-1 Big 12

##	Player		Total FG-FGA	3-Ptr FG-FGA	FT-FTA	Rebounds Off	Def	Tot	PF	TP	A	TO	Blk	Stl	Min
35	Udoka Azubuike	c	1-5	0-0	3-4	4	4	8	3	5	0	2	1	0	16
00	Marcus Garrett	g	6-11	0-0	3-5	0	5	5	3	15	3	2	3	1	35
01	Devon Dotson	g	9-16	1-5	2-4	0	6	6	1	21	3	1	0	3	40
02	Christian Braun	g	1-2	1-2	3-4	0	5	5	2	6	0	0	0	1	31
30	Ochai Agbaji	g	4-8	1-3	2-2	0	5	5	1	11	1	4	2	0	37
04	Isaiah Moss		5-8	1-3	1-1	0	0	0	1	12	1	1	0	0	18
13	Tristan Enaruna		1-2	0-0	0-0	1	0	1	0	2	0	0	0	0	4
33	David McCormack		3-6	0-0	0-0	1	5	6	3	6	2	0	3	0	19
	Team					0	0	0							
	Totals		30-58	4-13	14-20	6	30	36	14	78	10	10	9	5	200

FG % 1st Half: 16-29 55.2% 2nd half: 14-29 48.3% Game: 30-58 51.7%
3FG % 1st Half: 3-8 37.5% 2nd half: 1-5 20.0% Game: 4-13 30.8%
FT % 1st Half: 9-15 60.0% 2nd half: 5-5 100.0 Game: 14-20 70.0%

Deadball Rebounds 3

Officials: Chance Moore,Keith Kimble,Ray Natili
Technical fouls: Texas Tech-None. Kansas-None.
Attendance: 16300

Score by periods	1st	2nd	Total
Texas Tech	35	40	**75**
Kansas	44	34	**78**

Points	In Paint	Off T/O	2nd Chance	Fast Break	Bench
TTU	28	9	3	11	5
KU	38	13	5	9	20

Last FG - TTU 2nd-00:26, KU 2nd-01:56.
Largest lead - TTU None, KU by 15 1st-14:38.
TTU led for 00:00. KU led for 39:11. Game was tied for 00:49.

Score tied - 0 times.
Lead changed - 0 times.

22 #3/3 KANSAS 69, TEXAS 58

Feb. 3, 2020 | Lawrence, Kan. | Allen Fieldhouse

Texas 58 • 14-8,4-5 Big 12

##	Player		Total FG-FGA	3-Ptr FG-FGA	FT-FTA	Rebounds Off	Def	Tot	PF	TP	A	TO	Blk	Stl	Min
20	Jericho Sims	f	8-9	0-0	1-2	2	7	9	3	17	0	2	1	0	28
22	Kai Jones	f	0-3	0-1	0-0	4	4	8	2	0	0	0	1	0	33
02	Matt Coleman III	g	8-17	2-7	2-2	0	1	1	2	20	1	3	0	1	35
03	Courtney Ramey	g	1-9	0-4	2-2	0	0	0	3	4	0	0	0	0	25
13	Jase Febres	g	1-5	1-4	0-0	2	0	2	5	3	0	1	0	0	26
01	Andrew Jones		2-5	1-3	1-2	0	4	4	4	6	1	1	0	0	21
04	Donovan Williams		3-9	0-3	0-0	0	0	0	1	6	2	1	1	2	22
05	Royce Hamm Jr.		0-2	0-1	2-2	0	3	3	2	2	0	0	0	0	7
50	Will Baker		0-2	0-1	0-0	0	1	1	0	0	0	0	0	0	3
	Team					0	1	1							
	Totals		23-61	4-24	8-10	8	21	29	22	58	4	8	3	3	200

FG % 1st Half: 13-33 39.4% 2nd half: 10-28 35.7% Game: 23-61 37.7%
3FG % 1st Half: 3-14 21.4% 2nd half: 1-10 10.0% Game: 4-24 16.7%
FT % 1st Half: 4-4 100.0 2nd half: 4-6 66.7% Game: 8-10 80.0%

Deadball Rebounds 0

Kansas 69 • 19-3,8-1 Big 12

##	Player		Total FG-FGA	3-Ptr FG-FGA	FT-FTA	Rebounds Off	Def	Tot	PF	TP	A	TO	Blk	Stl	Min
33	David McCormack	f	2-5	0-0	2-2	1	2	3	3	6	0	1	1	0	15
00	Marcus Garrett	g	3-4	0-0	5-9	1	4	5	2	11	4	1	0	4	39
01	Devon Dotson	g	5-10	1-3	5-6	0	2	2	2	16	1	3	0	0	34
02	Christian Braun	g	1-5	0-2	2-2	0	5	5	1	4	0	0	0	1	24
30	Ochai Agbaji	g	3-8	0-2	2-3	2	4	6	2	8	1	1	0	2	36
04	Isaiah Moss		3-9	1-5	0-0	0	2	2	1	7	0	1	0	0	23
13	Tristan Enaruna		0-1	0-0	0-0	0	0	0	0	0	0	0	0	0	4
35	Udoka Azubuike		8-10	0-0	1-2	3	9	12	3	17	0	4	2	0	25
	Team					3	4	7				1			
	Totals		25-52	2-12	17-24	10	32	42	14	69	6	12	3	7	200

FG % 1st Half: 11-27 40.7% 2nd half: 14-25 56.0% Game: 25-52 48.1%
3FG % 1st Half: 1-7 14.3% 2nd half: 1-5 20.0% Game: 2-12 16.7%
FT % 1st Half: 8-9 88.9% 2nd half: 9-15 60.0% Game: 17-24 70.8%

Deadball Rebounds 3

Officials: Tony Padilla,Gerry Pollard,Doug Sirmons
Technical fouls: Texas-None. Kansas-None.
Attendance: 16300

Score by periods	1st	2nd	Total
Texas	33	25	**58**
Kansas	31	38	**69**

Points	In Paint	Off T/O	2nd Chance	Fast Break	Bench
UT	22	12	4	6	14
KU	40	12	9	7	24

Last FG - UT 2nd-00:16, KU 2nd-02:16.
Largest lead - UT by 4 1st-09:19, KU by 17 2nd-03:09.
UT led for 02:49. KU led for 29:54. Game was tied for 07:17.

Score tied - 7 times.
Lead changed - 5 times.

23 #3/3 KANSAS 60, TCU 46

Feb. 8, 2020 | Fort Worth, Texas | Schollmaier Arena

Kansas 60 • 20-3,9-1 Big 12

##	Player		Total FG-FGA	3-Ptr FG-FGA	FT-FTA	Rebounds Off	Def	Tot	PF	TP	A	TO	Blk	Stl	Min
35	Udoka Azubuike	c	10-14	0-0	0-2	4	11	15	2	20	0	2	5	0	32
00	Marcus Garrett	g	0-4	0-0	0-0	0	3	3	3	0	4	1	0	3	35
01	Devon Dotson	g	7-17	0-2	4-7	2	4	6	1	18	11	5	0	3	37
02	Christian Braun	g	0-2	0-0	0-0	0	1	1	0	0	0	2	0	0	20
30	Ochai Agbaji	g	2-6	1-3	2-2	1	3	4	2	7	1	2	1	2	32
04	Isaiah Moss		3-11	3-8	0-0	0	3	3	4	9	0	2	0	1	27
13	Tristan Enaruna		0-0	0-0	0-0	0	2	2	0	0	1	0	0	1	9
33	David McCormack		2-4	0-0	2-2	2	2	4	1	6	0	1	1	0	8
	Team					5	1	6				1			
	Totals		24-58	4-13	8-13	14	30	44	13	60	17	16	7	10	200

FG % 1st Half: 13-36 36.1% 2nd half: 11-22 50.0% Game: 24-58 41.4%
3FG % 1st Half: 2-7 28.6% 2nd half: 2-6 33.3% Game: 4-13 30.8%
FT % 1st Half: 3-4 75.0% 2nd half: 5-9 55.6% Game: 8-13 61.5%

Deadball Rebounds 3

TCU 46 • 13-10,4-6 Big 12

##	Player		Total FG-FGA	3-Ptr FG-FGA	FT-FTA	Rebounds Off	Def	Tot	PF	TP	A	TO	Blk	Stl	Min
21	Kevin Samuel	c	0-1	0-0	0-2	6	4	10	2	0	0	2	5	1	30
01	Desmond Bane	g	8-19	2-8	2-3	0	5	5	4	20	3	0	2	3	37
03	Francisco Farabello	g	1-3	1-3	0-0	0	4	4	0	3	3	2	0	1	28
05	Jaire Grayer	g	0-2	0-2	0-0	1	1	2	2	0	0	0	0	0	15
22	RJ Nembhard	g	5-14	1-5	0-0	0	2	2	1	11	3	4	1	2	30
02	Edric Dennis		0-4	0-1	0-0	0	2	2	2	0	1	2	0	1	17
04	PJ Fuller		4-8	1-2	1-1	0	1	1	1	10	1	3	1	1	22
10	Diante Smith		0-1	0-1	0-2	0	3	3	0	0	0	2	1	0	11
23	Jaedon LeDee		1-2	0-0	0-1	1	0	1	1	2	0	0	0	1	10
	Team					1	0	1				2			
	Totals		19-54	5-22	3-9	9	22	31	13	46	11	17	10	10	200

FG % 1st Half: 8-27 29.6% 2nd half: 11-27 40.7% Game: 19-54 35.2%
3FG % 1st Half: 2-11 18.2% 2nd half: 3-11 27.3% Game: 5-22 22.7%
FT % 1st Half: 0-2 0.0% 2nd half: 3-7 42.9% Game: 3-9 33.3%

Deadball Rebounds 2

Officials: Antinio Petty,James Breeding,Gary Maxwell
Technical fouls: Kansas-None. TCU-None.
Attendance: 6728

Score by periods	1st	2nd	Total
Kansas	31	29	**60**
TCU	18	28	**46**

Points	In Paint	Off T/O	2nd Chance	Fast Break	Bench
KU	36	17	10	17	15
TCU	26	16	5	7	12

Last FG - KU 2nd-02:31, TCU 2nd-02:13.
Largest lead - KU by 17 2nd-02:31, TCU by 4 1st-17:03.
KU led for 32:42. TCU led for 05:37. Game was tied for 01:41.

Score tied - 2 times.
Lead changed - 1 time.

24 #3/3 KANSAS 58, WEST VIRGINIA 49

Feb. 12, 2020 | Morgantown, W.Va. | WVU Coliseum

Kansas 58 • 21-3,10-1 Big 12

##	Player		Total FG-FGA	3-Ptr FG-FGA	FT-FTA	Rebounds Off	Def	Tot	PF	TP	A	TO	Blk	Stl	Min
35	Udoka Azubuike	c	3-6	0-0	0-2	1	6	7	3	6	1	1	2	1	29
00	Marcus Garrett	g	4-10	0-1	1-3	0	7	7	3	9	4	6	0	5	40
01	Devon Dotson	g	4-13	1-5	6-6	0	4	4	3	15	2	2	1	3	38
02	Christian Braun	g	1-1	0-0	0-0	0	2	2	0	2	0	0	0	0	16
30	Ochai Agbaji	g	4-7	0-3	1-2	1	2	3	1	9	1	0	0	2	39
04	Isaiah Moss		3-7	3-5	4-4	1	1	2	0	13	0	1	0	2	25
13	Tristan Enaruna		0-0	0-0	0-2	1	0	1	0	0	0	1	0	0	3
33	David McCormack		1-1	0-0	2-2	0	1	1	3	4	0	1	1	0	10
	Team					0	0	0				1			
	Totals		20-45	4-14	14-21	4	23	27	13	58	8	13	4	13	200

FG % 1st Half: 10-24 41.7% 2nd half: 10-21 47.6% Game: 20-45 44.4%
3FG % 1st Half: 1-8 12.5% 2nd half: 3-6 50.0% Game: 4-14 28.6%
FT % 1st Half: 3-6 50.0% 2nd half: 11-15 73.3% Game: 14-21 66.7%

Deadball Rebounds 3,2

West Virginia 49 • 18-6,6-5 Big 12

##	Player		Total FG-FGA	3-Ptr FG-FGA	FT-FTA	Rebounds Off	Def	Tot	PF	TP	A	TO	Blk	Stl	Min
01	Derek Culver	f	3-9	0-0	0-0	1	4	5	3	6	4	2	1	2	27
11	Emmitt Matthews Jr.	f	1-6	0-3	1-1	2	0	2	1	3	0	1	0	1	22
34	Oscar Tshiebwe	f	5-9	0-0	4-4	3	6	9	4	14	0	1	1	1	26
05	Jordan McCabe	g	4-8	2-5	0-0	0	5	5	2	10	0	4	0	0	27
10	Jermaine Haley	g	1-5	0-0	2-6	6	2	8	1	4	2	4	0	1	29
02	Brandon Knapper		0-4	0-1	0-0	1	2	3	0	0	0	1	0	0	3
03	Gabe Osabuohien		2-5	0-0	0-0	1	1	2	3	4	3	1	0	0	20
04	Miles McBride		2-7	1-3	0-0	0	2	2	1	5	0	3	1	2	18
12	Taz Sherman		0-2	0-1	0-0	0	0	0	0	0	0	1	0	0	6
14	Chase Harler		1-4	1-4	0-0	0	1	1	1	3	1	0	0	0	20
31	Logan Routt		0-1	0-0	0-0	1	0	1	0	0	0	1	0	0	2
	Team					0	0	0							
	Totals		19-60	4-17	7-11	15	23	38	16	49	10	19	3	7	200

FG % 1st Half: 11-31 35.5% 2nd half: 8-29 27.6% Game: 19-60 31.7%
3FG % 1st Half: 3-9 33.3% 2nd half: 1-8 12.5% Game: 4-17 23.5%
FT % 1st Half: 5-5 100.0 2nd half: 2-6 33.3% Game: 7-11 63.6%

Deadball Rebounds 5,2

Officials: Michael Greenstein,Pat Driscoll,Kipp Kissinger
Technical fouls: Kansas-None. West Virginia-None.
Attendance: 14212
2019-20 Men's Basketball. Round: 0. Kansas vs West Virginia. Played at WVU Col

Score by periods	1st	2nd	Total
Kansas	24	34	**58**
West Virginia	30	19	**49**

Points	In Paint	Off T/O	2nd Chance	Fast Break	Bench
KU	32	21	5	12	17
WVU	24	15	11	0	12

Last FG - KU 2nd-04:54, WVU 2nd-05:59.
Largest lead - KU by 9 2nd-00:42, WVU by 9 1st-01:05.
KU led for 07:20. WVU led for 29:34. Game was tied for 03:06.

Score tied - 8 times.
Lead changed - 3 times.

BOX SCORES

25 #3/3 KANSAS 87, OKLAHOMA 70

Feb. 15, 2020 | Lawrence, Kan. | Allen Fieldhouse

Oklahoma 70 • 16-9,6-6 Big 12

##	Player		Total FG-FGA	3-Ptr FG-FGA	FT-FTA	Rebounds Off	Def	Tot	PF	TP	A	TO	Blk	Stl	Min
21	Kristian Doolittle	f	8-20	5-8	6-8	3	9	12	1	27	0	2	0	1	35
35	Brady Manek	f	3-8	1-6	0-0	1	4	5	2	7	0	0	1	0	24
12	Austin Reaves	g	4-14	0-3	4-4	1	4	5	0	12	4	1	0	0	37
15	Alondes Williams	g	2-8	0-1	0-0	0	2	2	2	4	1	1	0	0	22
24	Jamal Bieniemy	g	1-5	0-2	0-0	1	2	3	2	2	3	1	1	0	29
00	Victor Iwuakor		0-1	0-0	0-0	1	0	1	0	0	0	0	1	1	7
01	Jalen Hill		0-0	0-0	2-2	0	0	0	0	2	0	0	0	0	4
02	Corbin Merritt		0-0	0-0	0-0	0	0	0	0	0	0	0	0	1	1
11	De'Vion Harmon		3-6	2-4	2-2	0	3	3	1	10	4	2	0	1	27
52	Kur Kuath		3-5	0-0	0-0	2	1	3	2	6	0	1	2	0	14
	Team					1	0	1				1			
	Totals		24-67	8-24	14-16	10	25	35	10	70	12	9	5	4	200

FG % 1st Half: 12-30 40.0% 2nd half: 12-37 32.4% Game: 24-67 35.8%
3FG % 1st Half: 4-10 40.0% 2nd half: 4-14 28.6% Game: 8-24 33.3%
FT % 1st Half: 4-4 100.0 2nd half: 10-12 83.3% Game: 14-16 87.5%

Deadball Rebounds 2

Kansas 87 • 22-3,11-1 Big 12

##	Player		Total FG-FGA	3-Ptr FG-FGA	FT-FTA	Rebounds Off	Def	Tot	PF	TP	A	TO	Blk	Stl	Min
35	Udoka Azubuike	c	6-12	0-0	3-6	6	11	17	1	15	1	1	4	0	30
00	Marcus Garrett	g	9-18	6-9	0-0	1	4	5	1	24	7	1	0	4	37
01	Devon Dotson	g	7-15	0-2	5-5	0	8	8	2	19	5	2	0	0	39
04	Isaiah Moss	g	2-5	2-3	2-2	0	1	1	2	8	0	1	0	0	33
30	Ochai Agbaji	g	4-10	2-5	0-2	1	5	6	3	10	3	1	1	0	30
02	Christian Braun		1-2	1-2	0-0	0	0	0	0	3	1	0	1	0	10
05	Elijah Elliott		0-0	0-0	0-0	0	0	0	0	0	0	0	0	0	1
12	Chris Teahan		0-0	0-0	0-0	0	0	0	1	0	0	0	0	0	1
13	Tristan Enaruna		1-2	0-1	0-0	0	2	2	1	2	0	2	0	0	9
33	David McCormack		3-4	0-0	0-0	2	1	3	2	6	0	2	0	0	10
	Team					3	1	4							
	Totals		33-68	11-22	10-15	13	33	46	13	87	17	10	6	4	200

FG % 1st Half: 13-34 38.2% 2nd half: 20-34 58.8% Game: 33-68 48.5%
3FG % 1st Half: 6-11 54.5% 2nd half: 5-11 45.5% Game: 11-22 50.0%
FT % 1st Half: 9-13 69.2% 2nd half: 1-2 50.0% Game: 10-15 66.7%

Deadball Rebounds 2

Officials: Chance Moore,Darron George,Gerry Pollard
Technical fouls: Oklahoma-None. Kansas-TEAM.
Attendance: 16300
2019-20 Men's Basketball. Round: 0. Kansas vs Oklahoma. Played at Allen Fieldh

Score by periods	1st	2nd	Total
Oklahoma	32	38	**70**
Kansas	41	46	**87**

Points	In Paint	Off T/O	2nd Chance	Fast Break	Bench
OU	36	12	4	9	26
KU	44	9	14	13	17

Last FG - OU OT-01:09, KU OT-02:26.
Largest lead - OU by 3 1st-07:05, KU by 21 2nd-00:44.
OU led for 04:01. KU led for 38:04. Game was tied for 02:55.

Score tied - 3 times.
Lead changed - 11 times.

26 #3/3 KANSAS 91, IOWA STATE 71

Feb. 17, 2020 | Lawrence, Kan. | Allen Fieldhouse

Iowa St. 71 • 11-15,4-9 Big 12

##	Player		Total FG-FGA	3-Ptr FG-FGA	FT-FTA	Rebounds Off	Def	Tot	PF	TP	A	TO	Blk	Stl	Min
12	Michael Jacobson	f	5-10	2-3	1-2	4	4	8	1	13	5	0	0	0	35
33	Solomon Young	f	3-10	0-0	1-2	2	3	5	4	7	0	0	2	1	16
03	Tre Jackson	g	2-5	2-4	0-0	1	1	2	0	6	4	1	0	3	33
11	Prentiss Nixon	g	8-17	4-8	0-0	0	2	2	4	20	2	5	0	1	37
45	Rasir Bolton	g	4-11	2-5	2-2	0	1	1	1	12	6	3	0	2	32
00	Zion Griffin		0-2	0-0	0-0	0	1	1	1	0	0	1	0	1	9
02	Caleb Grill		0-1	0-1	0-0	0	0	0	1	0	0	0	0	0	13
04	George Conditt		4-5	0-0	1-3	2	2	4	2	9	0	1	1	0	15
24	Terrence Lewis		1-2	1-2	1-2	0	0	0	0	4	0	1	0	0	10
	Team					2	3	5				1			
	Totals		27-63	11-23	6-11	11	17	28	14	71	17	13	3	8	200

FG % 1st Half: 15-27 55.6% 2nd half: 12-36 33.3% Game: 27-63 42.9%
3FG % 1st Half: 9-12 75.0% 2nd half: 2-11 18.2% Game: 11-23 47.8%
FT % 1st Half: 1-4 25.0% 2nd half: 5-7 71.4% Game: 6-11 54.5%

Deadball Rebounds 3

Kansas 91 • 23-3,12-1 Big 12

##	Player		Total FG-FGA	3-Ptr FG-FGA	FT-FTA	Rebounds Off	Def	Tot	PF	TP	A	TO	Blk	Stl	Min
35	Udoka Azubuike	c	5-7	0-0	3-7	4	3	7	3	13	2	6	2	0	24
00	Marcus Garrett	g	2-6	0-2	1-2	0	8	8	2	5	6	1	0	3	34
01	Devon Dotson	g	11-14	6-8	1-1	0	3	3	2	29	1	1	0	3	34
04	Isaiah Moss	g	1-7	0-4	0-0	1	5	6	0	2	2	1	0	0	25
30	Ochai Agbaji	g	6-10	2-6	0-2	1	2	3	1	14	3	1	0	1	29
02	Christian Braun		5-6	3-4	0-0	1	2	3	1	13	1	0	0	1	22
05	Elijah Elliott		0-0	0-0	0-0	0	0	0	1	0	0	1	0	0	2
12	Chris Teahan		1-1	1-1	0-0	0	0	0	0	3	0	0	0	0	2
13	Tristan Enaruna		0-2	0-2	2-2	2	2	4	0	2	0	2	0	0	10
33	David McCormack		3-7	0-0	4-4	2	0	2	1	10	1	0	1	0	18
	Team					1	2	3							
	Totals		34-60	12-27	11-18	12	27	39	11	91	16	13	3	8	200

FG % 1st Half: 20-33 60.6% 2nd half: 14-27 51.9% Game: 34-60 56.7%
3FG % 1st Half: 7-14 50.0% 2nd half: 5-13 38.5% Game: 12-27 44.4%
FT % 1st Half: 3-7 42.9% 2nd half: 8-11 72.7% Game: 11-18 61.1%

Deadball Rebounds 4

Officials: Roger Ayers,Bert Smith,Gary Maxwell
Technical fouls: Iowa St.-None. Kansas-None.
Attendance: 16300
2019-20 Men's Basketball. Round: 0. Iowa St. vs Kansas. Played at Allen Fieldh

Score by periods	1st	2nd	Total
Iowa St.	40	31	**71**
Kansas	50	41	**91**

Points	In Paint	Off T/O	2nd Chance	Fast Break	Bench
IOWAST	20	9	16	8	13
KU	38	17	17	10	28

Last FG - IOWAST 2nd-00:44, KU 2nd-01:01.
Largest lead - IOWAST by 7 1st-17:18, KU by 28 2nd-04:07.
IOWAST led for 04:35. KU led for 33:32. Game was tied for 01:53.

Score tied - 2 times.
Lead changed - 6 times.

27 #3/3 KANSAS 64, #1/1 BAYLOR 61

Feb. 22, 2020 | Waco, Texas | Ferrell Center

Kansas 64 • 24-3,13-1 Big 12

##	Player		Total FG-FGA	3-Ptr FG-FGA	FT-FTA	Rebounds Off	Def	Tot	PF	TP	A	TO	Blk	Stl	Min
35	Udoka Azubuike	c	11-13	0-0	1-3	5	14	19	4	23	0	0	3	0	36
00	Marcus Garrett	g	3-10	1-2	2-2	0	4	4	3	9	7	5	1	2	32
01	Devon Dotson	g	5-11	1-4	2-3	0	1	1	4	13	3	2	0	2	37
04	Isaiah Moss	g	4-9	1-4	2-2	0	3	3	0	11	0	1	0	0	31
30	Ochai Agbaji	g	0-5	0-2	0-0	1	4	5	1	0	3	3	0	0	39
02	Christian Braun		2-3	0-1	0-0	0	0	0	2	4	0	0	0	1	21
33	David McCormack		2-2	0-0	0-0	1	0	1	5	4	0	1	0	0	4
	Team					0	1	1							
	Totals		27-53	3-13	7-10	7	27	34	19	64	13	12	4	5	200

FG % 1st Half: 15-28 53.6% 2nd half: 12-25 48.0% Game: 27-53 50.9%
3FG % 1st Half: 3-10 30.0% 2nd half: 0-3 0.0% Game: 3-13 23.1%
FT % 1st Half: 1-1 100.0 2nd half: 6-9 66.7% Game: 7-10 70.0%

Deadball Rebounds 1,1

Baylor 61 • 24-2,13-1 Big 12

##	Player		Total FG-FGA	3-Ptr FG-FGA	FT-FTA	Rebounds Off	Def	Tot	PF	TP	A	TO	Blk	Stl	Min
11	Mark Vital	f	2-4	0-0	2-5	5	3	8	4	6	2	1	0	2	30
33	Freddie Gillespie	f	4-8	0-0	2-3	3	4	7	4	10	1	2	2	0	29
12	Jared Butler	g	7-18	4-10	1-3	0	6	6	1	19	6	1	0	2	34
31	MaCio Teague	g	3-8	2-4	0-0	0	0	0	2	8	1	1	0	0	28
45	Davion Mitchell	g	2-11	0-3	2-3	0	3	3	3	6	3	1	2	3	37
02	Devonte Bandoo		0-1	0-0	0-0	0	0	0	0	0	0	1	0	0	17
24	Matthew Mayer		4-7	1-3	1-1	2	1	3	0	10	0	1	0	2	14
25	Tristan Clark		1-1	0-0	0-0	0	2	2	2	2	1	0	1	0	11
	Team					1	2	3				2			
	Totals		23-58	7-20	8-15	11	21	32	16	61	14	10	5	9	200

FG % 1st Half: 11-25 44.0% 2nd half: 12-33 36.4% Game: 23-58 39.7%
3FG % 1st Half: 3-9 33.3% 2nd half: 4-11 36.4% Game: 7-20 35.0%
FT % 1st Half: 6-11 54.5% 2nd half: 2-4 50.0% Game: 8-15 53.3%

Deadball Rebounds 3

Officials: John Gaffney,Chris Rastatter,Joe DeRosa
Technical fouls: Kansas-None. Baylor-None.
Attendance: 10627
2019-20 Men's Basketball. Round: 0. Baylor vs Kansas. Played at Ferrell Center

Score by periods	1st	2nd	Total
Kansas	34	30	**64**
Baylor	31	30	**61**

Points	In Paint	Off T/O	2nd Chance	Fast Break	Bench
KU	42	10	11	6	8
BAYLOR	30	15	8	12	12

Last FG - KU 2nd-02:08, BAYLOR 2nd-00:18.
Largest lead - KU by 11 2nd-11:53, BAYLOR by 5 1st-19:18.
KU led for 35:46. BAYLOR led for 03:02. Game was tied for 01:12.

Score tied - 1 time.
Lead changed - 1 time.

CAREER RECORDS

SCORING

1.	Danny Manning	2,951	1985-88
2.	Nick Collison	2,097	2000-03
3.	Raef LaFrentz	2,066	1995-98
4.	Clyde Lovellette	1,979	1950-52
5.	Sherron Collins	1,888	2007-10
6.	Frank Mason III	1,885	2014-17
7.	Darnell Valentine	1,821	1978-81
8.	Keith Langford	1,812	2002-05
9.	Perry Ellis	1,798	2013-16
10.	Paul Pierce	1,768	1996-98
11.	Dave Robisch	1,754	1969-71
12.	Kirk Hinrich	1,753	2000-03
13.	Devonte' Graham	1,750	2015-18
14.	Kevin Pritchard	1,692	1987-90
15.	Mark Randall	1,627	1987, 89-91
16.	Wayne Simien	1,593	2002-05
17.	Tyshawn Taylor	1,580	2009-12
18.	Jeff Boschee	1,560	1999-2002
19.	Kenny Gregory	1,555	1998-2001
19.	Calvin Thompson	1,548	1983-86
21.	Drew Gooden	1,526	2000-02
22.	Ron Kellogg	1,508	1983-86
23.	Bud Stallworth	1,495	1970-72
24.	Tony Guy	1,488	1979-82
25.	Brandon Rush	1,477	2006-08
26.	Wilt Chamberlain	1,433	1957-58
27.	Richard Scott	1,375	1991-94
28.	Adonis Jordan	1,373	1990-93
29.	Marcus Morris	1,371	2009-11
30.	Mario Chalmers	1,341	2006-08
31.	Walter Wesley	1,315	1964-66
32.	Jo Jo White	1,286	1966-69
33.	Eric Chenowith	1,281	1998-2001
34.	Jerod Haase	1,264	1995-97
35.	Steve Woodberry	1,240	1991-94
36.	Scot Pollard	1,209	1994-97
37.	Greg Dreiling	1,209	1984-86
38.	Jacque Vaughn	1,207	1994-97
39.	Wayne Selden Jr.	1,202	2014-16
40.	Aaron Miles	1,183	2002-05
41.	Svi Mykhailiuk	1,181	2015-18
42.	Milt Newton	1,166	1985, 87-89
43.	Rick Suttle	1,156	1973-75
44.	Billy Thomas	1,152	1995-98
45.	Wayne Hightower	1,128	1960-61
46.	Lagerald Vick	1,100	2016-19
47.	Charlie Black	1,082	1942-43, 46-47
48.	Rex Walters	1,064	1992-93
49.	Otto Schnellbacher	1,062	1943, 46-48
50.	Kelly Knight	1,057	1980, 82-84
51.	Ryan Robertson	1,055	1996-99
52.	Nolen Ellison	1,045	1961-63
53.	Carl Henry	1,044	1983-84
54.	Cole Aldrich	1,038	2008-10
55.	Jerry Gardner	1,030	1960-62
56.	Bill Bridges	1,028	1959-61
57.	Thomas Robinson	1,026	2010-12
58.	Cedric Hunter	1,022	1984-87
	David Magley	1,022	1979-82
60.	Rodger Bohnenstiehl	1,006	1966-67-68
61.	Norman Cook	1,004	1974-75-76
--			
	Udoka Azubuike	**998**	**2017-Pres.**

FIELD GOAL PCT.

(Min. 500 attempts)

1.	**Udoka Azubuike**	**442-595**	**74.3**	**2017-Pres.**
2.	Mark Randall	643-1037	62.0	1987, 89-91
3.	Richard Scott	566-950	59.6	1991-94
4.	Danny Manning	1216-2049	59.3	1985-88
5.	Darnell Jackson	311-586	58.0	2005-08
	Alonzo Jamison	296-510	58.0	1990-92
6.	Cole Aldrich	391-681	57.4	2008-10
8	Greg Dreiling	474-828	57.2	1984-86
9.	Jeff Withey	327-576	56.8	2010-13
	Sasha Kaun	331-583	56.8	2005-08

REBOUNDS

1.	Danny Manning	1,187	1985-88
2.	Raef LaFrentz	1,186	1995-98
3.	Nick Collison	1,143	2000-03
4.	Bill Bridges	1,081	1959-61
5.	Eric Chenowith	933	1998-2001
6.	Drew Gooden	905	2000-02
7.	Wayne Simien	884	2002-05
8.	Wilt Chamberlain	877	1957-58
9.	Cole Aldrich	860	2008-10
10.	Scot Pollard	850	1994-97
11.	Clyde Lovellette	839	1950-52
12.	Perry Ellis	834	2013-16
13.	Dave Robisch	815	1969-71
14.	Greg Ostertag	770	1992-95
15.	Thomas Robinson	763	2010-12
16.	Mark Randall	723	1987, 89-91
17.	Landen Lucas	702	2014-17
18.	Paul Mokeski	680	1977-79
19.	Marcus Morris	676	2009-11
	Paul Pierce	676	1996-98
21.	Markieff Morris	662	2009-11
22.	Greg Dreiling	650	1984-86
23.	Roger Brown	640	1969-71
24.	**Udoka Azubuike**	**635**	**2017-Pres.**
25.	Jeff Withey	628	2010-13

ASSISTS

(started 1974-75)

1.	Aaron Miles	954	2002-05
2.	Jacque Vaughn	804	1994-97
3.	Cedric Hunter	684	1984-87
4.	Kirk Hinrich	668	2000-03
5.	Devonte' Graham	632	2015-18
6.	Darnell Valentine	609	1978-81
7.	Frank Mason III	576	2014-17
8.	Tyshawn Taylor	575	2009-12
9.	Adonis Jordan	568	1990-93
10.	Sherron Collins	552	2007-10
11.	Russell Robinson	500	2005-08
12.	Kevin Pritchard	499	1987-90
13.	Ryan Robertson	485	1996-99
14.	Mark Turgeon	437	1984-87
15.	Jeff Boschee	425	1999-2002
16.	Mario Chalmers	420	2006-08
17.	Elijah Johnson	399	2010-13
18.	Steve Woodberry	361	1991-94
19.	Jerod Haase	343	1995-97
20.	Danny Manning	342	1985-88
21.	Tony Guy	327	1979-82

3-POINT FIELD GOALS MADE

(started 1986-87)

1.	Jeff Boschee	338	1999-2002
2.	Devonte' Graham	296	2015-18
3.	Billy Thomas	269	1995-98
4.	Svi Mykhailiuk	237	2015-18
5.	Kirk Hinrich	236	2000-03
6.	Sherron Collins	232	2007-10
7.	Brandon Rush	205	2006-08
8.	Terry Brown	200	1990-91
9.	Frank Mason III	185	2014-17
10.	Mario Chalmers	180	2006-08
11.	Adonis Jordan	179	1990-93
12.	Tyrel Reed	176	2008-11
13.	Lagerald Vick	167	2016-19
14.	Wayne Selden Jr.	162	2014-16
15.	Jerod Haase	156	1995-97
16.	Kevin Pritchard	154	1987-90
17.	Rex Walters	151	1992-93
18.	Elijah Johnson	147	2010-13
19.	Ryan Robertson	144	1996-99
20.	J.R. Giddens	137	2004-05

3-POINT FIELD GOAL ATTEMPTS

(started 1986-87)

1.	Jeff Boschee	843	1999-2002
2.	Devonte' Graham	723	2015-18
3.	Billy Thomas	691	1995-98
4.	Sherron Collins	615	2007-10
5.	Svi Mykhailiuk	579	2015-18
6.	Kirk Hinrich	546	2000-03
7.	Terry Brown	485	1990-91
8.	Brandon Rush	471	2006-08
9.	Jerod Haase	461	1995-97
10.	Wayne Selden Jr.	443	2014-16
11.	Frank Mason III	440	2014-17
12.	Adonis Jordan	437	1990-93
13.	Tyrel Reed	433	2008-11
14.	Elijah Johnson	430	2010-13
	Mario Chalmers	430	2006-08
16.	Lagerald Vick	412	2016-19
17.	Kevin Pritchard	379	1987-90
18.	Sean Pearson	371	1993-96
18.	J.R. Giddens	369	2004-05
20.	Rex Walters	361	1992-93
21.	Ryan Robertson	354	1996-99
22.	Tyshawn Taylor	324	2009-12

3-POINT FIELD GOAL PCT.

(Min. 200 attempts; started 1986-87)

1.	Milt Newton	100-224	44.6	1987-89
2.	Jeff Gueldner	90-205	43.9	1987-90
3.	Brandon Rush	205-471	43.5	2005-08
4.	Kirk Hinrich	236-546	43.2	2000-03
5.	Steve Woodberry	126-298	42.3	1991-94
6.	Frank Mason III	185-440	42.0	2014-17
7.	Mario Chalmers	180-430	41.9	2005-08
8.	Rex Walters	151-361	41.8	1992-93
9.	Brady Morningstar	116-281	41.3	2007-11
10.	Terry Brown	200-485	41.2	1990-91
11.	Devonte' Graham	296-723	40.9	2015-18
	Svi Mykhailiuk	237-579	40.9	2015-18
	Adonis Jordan	179-437	40.9	1990-93
14.	Ryan Robertson	144-354	40.7	1996-99
15.	Tyrel Reed	176-433	40.6	2008-11
	Kevin Pritchard	154-379	40.6	1987-90
17.	Lagerald Vick	167-412	40.5	2016-19
18.	Jeff Boschee	338-843	40.1	1999-02
19.	Keith Langford	102-257	39.7	2002-05
20.	Billy Thomas	269-691	38.9	1995-98
21.	Jacque Vaughn	105-274	38.3	1994-97
22.	Sherron Collins	232-655	37.7	2007-10

STEALS

(started 1975-76)

1.	Darnell Valentine	336	1978-81
2.	Mario Chalmers	283	2006-08
3.	Aaron Miles	264	2002-05
4.	Danny Manning	250	1985-88
5.	Russell Robinson	247	2005-08
6.	Kirk Hinrich	206	2000-03
7.	Devonte' Graham	197	2015-18
8.	Kevin Pritchard	190	1987-90
9.	Nick Bradford	187	1997-2000
10.	Adonis Jordan	181	1990-93
11.	Alonzo Jamison	175	1990-92
12.	Jerod Haase	174	1995-97
13.	Tyshawn Taylor	172	2009-12
14.	Frank Mason III	165	2014-17
15.	Jeff Boschee	161	1999-2002
	Tony Guy	161	1979-82
17.	Jacque Vaughn	160	1994-97
	Steve Woodberry	160	1991-94
19.	Cedric Hunter	157	1984-87
20.	Nick Collison	155	2000-03
21.	Paul Pierce	147	1996-98
22.	Sherron Collins	145	2007-10
23.	Ryan Robertson	143	1996-99
--			
	Marcus Garrett	**130**	**2018-Pres.**

BLOCKED SHOTS

(started 1974-75)

1.	Jeff Withey	311	2010-13
2.	Greg Ostertag	258	1992-95
3.	Cole Aldrich	253	2008-10
4.	Nick Collison	243	2000-03
5.	Eric Chenowith	242	1998-2001
6.	Scot Pollard	218	1994-97
7.	Danny Manning	200	1985-88
8.	**Udoka Azubuike**	**163**	**2017-Present**
9.	John Crawford	155	1978-81
10.	Sasha Kaun	150	2005-08
11.	Donnie Von Moore	147	1974-75,77-78
12.	Raef LaFrentz	138	1995-98
	Greg Dreiling	138	1984-86
14.	Paul Mokeski	136	1976-79
15.	Jamari Traylor	126	2013-16
16.	B.J. Williams	112	1994-97
17.	Darrell Arthur	109	2007-08
18.	Drew Gooden	107	2000-02
19.	Patrick Richey	106	1991-94
20.	Markieff Morris	103	2009-11
21.	**Mitch Lightfoot**	**98**	**2017-Present**
	Paul Pierce	98	1996-98

CONSECUTIVE GAMES STARTED

1.	Danny Manning	141	1985-88
2.	Raef LaFrentz	116	1995-98
3.	Frank Mason III	110	2014-17
	Aaron Miles	110	2002-05
5.	Wayne Selden Jr.	101	2014-16
6.	Jacque Vaughn	100	1994-97
7.	Keith Langford	98	2002-05
8.	Cedric Hunter	89	1984-87
9.	Jo Jo White	84	1966-69
10.	Devonte' Graham	82	2015-18
11.	Greg Dreiling	78	1984-86
12.	Kirk Hinrich	73	2000-03

MINUTES PLAYED

1.	Danny Manning	4,961	1985-88
2.	Devonte' Graham	4,498	2015-18
3.	Frank Mason III	4,347	2014-17
4.	Kirk Hinrich	4,187	2000-03
5.	Jeff Boschee	4,109	1999-2002
6.	Sherron Collins	4,071	2007-10
7.	Tyshawn Taylor	4,039	2009-12
8.	Kevin Pritchard	3,982	1987-90
9.	Tony Guy	3,911	1979-82
10.	Darnell Valentine	3,906	1978-81
11.	Nick Collison	3,894	2000-03

SINGLE SEASON RECORDS - INDIVIDUAL

POINTS

1.	Danny Manning (1988)	942
2.	Clyde Lovellette (1952)	886
3.	Danny Manning (1987)	860
4.	Wilt Chamberlain (1957)	800
5.	Paul Pierce (1998)	777
6.	Frank Mason III (2017)	753
7.	Drew Gooden (2002)	734
8.	Nick Collison (2003)	702
9.	Dedric Lawson (2019)	700
10.	Thomas Robinson (2012)	692

POINTS PER GAME

1.	Wilt Chamberlain (1958)	30.1
2.	Wilt Chamberlain (1957)	29.6
3.	Clyde Lovellette (1952)	28.6
4.	Dave Robisch (1970)	26.5
5.	Bud Stallworth (1972)	25.3
6.	Danny Manning (1988)	24.8
7.	Danny Manning (1987)	23.9
8.	Walter Wesley (1965)	23.5
9.	Clyde Lovellette (1951)	22.8
10.	Wayne Hightower (1960)	21.8

REBOUNDS

1.	Wilt Chamberlain (1957)	510
2.	Thomas Robinson (2012)	463
3.	Drew Gooden (2002)	423
4.	Clyde Lovellette (1952)	410
5.	Cole Aldrich (2009)	387
6.	Bill Bridges (1960)	385
7.	Nick Collison (2003)	380
8.	Dedric Lawson (2019)	371
9.	Wilt Chamberlain (1958)	367
10.	Cole Aldrich (2010)	354

REBOUNDS PER GAME

1.	Wilt Chamberlain (1957)	18.9
2.	Wilt Chamberlain (1958)	17.5
3.	Bill Bridges (1961)	14.1
4.	Bill Bridges (1960)	13.8
5.	Bill Bridges (1959)	13.7
6.	Clyde Lovellette (1952)	13.2
7.	Dave Robisch (1970)	12.1
8.	Thomas Robinson (2012)	11.9
9.	Wayne Hightower (1961)	11.6
10.	Drew Gooden (2002)	11.4
	Raef LaFrentz (1998)	11.4
--		
	Udoka Azubuike (2020)	**10.1**

DOUBLE-DOUBLES

1.	Thomas Robinson (2012)	27
2.	Drew Gooden (2002)	25
3.	Dedric Lawson (2019)	22
4.	Cole Aldrich (2009)	21
	Raef LaFrentz (1997)	21
6.	Raef LaFrentz (1998)	19
	Dave Robisch (1970)	19
8.	Danny Manning (1987)	18
9.	Dave Robisch (1971)	17
10.	Wayne Simien (2005)	16
	Nick Collison (2003)	16
--		
	Udoka Azubuike (2020)	**12**

ASSISTS

1.	Devonte' Graham (2018)	282
2.	Cedric Hunter (1986)	278
3.	Aaron Miles (2002)	252
4.	Ryan Robertson (1998)	248
5.	Aaron Miles (2003)	244
6.	Aaron Miles (2004)	242
7.	Jacque Vaughn (1995)	238
8.	Kirk Hinrich (2001)	229
9.	Jacque Vaughn (1996)	223
10.	Aaron Miles (2005)	216

STEALS

1.	Mario Chalmers (2008)	97
	Mario Chalmers (2007)	97
3.	Darnell Valentine (1981)	92
4.	Aaron Miles (2003)	91
	Darnell Valentine (1979)	91
6.	Mario Chalmers (2006)	89
7.	Alonzo Jamison (1992)	83
8.	3x (last Alonzo Jamison, 1991)	80

BLOCKS

1.	Jeff Withey (2013)	146
2.	Jeff Withey (2012)	140
3.	Cole Aldrich (2010)	125
4.	Greg Ostertag (1994)	97
5.	Cole Aldrich (2009)	94
6.	Greg Ostertag (1995)	91
7.	Scot Pollard (1996)	84
8.	Nick Collison (2002)	83
9.	Eric Chenowith (1999)	78
10.	Nick Collison (2003)	74
--		
	Udoka Azubuike (2020)	**71**

FIELD GOALS MADE

1.	Danny Manning (1988)	381
2.	Clyde Lovellette (1952)	352
3.	Danny Manning (1987)	347
4.	Paul Pierce (1998)	287
5.	Drew Gooden (2002)	285
6.	Nick Collison (2003)	281
7.	Danny Manning (1986)	279
8.	Bud Stallworth (1972)	277
9.	Wilt Chamberlain (1957)	275

FIELD GOALS ATTEMPTED

1.	Clyde Lovellette (1952)	742
2.	Danny Manning (1988)	653
3.	Bud Stallworth (1972)	620
4.	Wilt Chamberlain (1957)	588
5.	Drew Gooden (2002)	566
6.	Danny Manning (1987)	562
7.	Paul Pierce (1998)	559
8.	Clyde Lovellette (1951)	554
9.	Dave Robisch (1970)	526
10.	Sherron Collins (2009)	521

FIELD GOAL PCT. (MIN 175 ATT.)

1.	Udoka Azubuike (2018)	77.0
2.	**Udoka Azubuike (2020)**	**74.0**
3.	Mark Randall (1989)	64.6
4.	Mark Randall (1991)	64.3
5.	Richard Scott (1992)	63.9
6.	Landen Lucas (2017)	63.1
7.	Darnell Jackson (2008)	62.6
8.	Sasha Kaun (2008)	61.9
9.	Danny Manning (1987)	61.7
10.	Freeman West (1989)	61.3

FREE THROWS MADE

1.	Wilt Chamberlain (1957)	250
2.	Wayne Hightower (1960)	193
3.	Frank Mason III (2017)	189
	Dave Robisch (1970)	189
5.	Clyde Lovellette (1952)	182
6.	Wilt Chamberlain (1958)	177
7.	Andrew Wiggins (2014)	176
8.	Danny Manning (1988)	171
9.	Dedric Lawson (2019)	167
	Devonte' Graham (2018)	167
	Wayne Simien (2004)	167

FREE THROWS ATTEMPTED

1.	Wilt Chamberlain (1957)	399
2.	Wilt Chamberlain (1958)	292
3.	Wayne Hightower (1960)	285
4.	Walter Wesley (1966)	262
5.	Dave Robisch (1970)	254
6.	Clyde Lovellette (1952)	250
7.	Thomas Robinson (2012)	239
8.	Frank Mason III (2017)	238
9.	B. H. Born (1953)	234
10.	Danny Manning (1988)	233
	Dave Robisch (1971)	233

FREE THROW PCT. (MIN. 75 ATT.)

1.	Steve Woodberry (1993)	87.9
2.	Rex Walters (1993)	87.3
3.	Ryan Robertson (1999)	87.1
4.	Al Kelley (1954)	86.2
5.	Calvin Thompson (1984)	85.9
6.	Sherron Collins (2010)	85.5
7.	Kirk Hinrich (2001)	84.3
	Ron Kellogg (1986)	84.3
	Ron Kellogg (1985)	84.3
--		
	Devon Dotson (2020)	**81.1**

3-POINT FIELD GOALS MADE

1.	Svi Mykhailiuk (2018)	115
2.	Terry Brown (1991)	111
3.	Devonte' Graham (2018)	110
	Jeff Boschee (2002)	110
5.	Billy Thomas (1998)	105
6.	Devonte' Graham (2017)	94
7.	Kirk Hinrich (2003)	89
	Terry Brown (1990)	89
9.	Malik Newman (2018)	85
10.	Rex Walters (1993)	83

3-POINT FIELD GOALS ATTEMPTED

1.	Terry Brown (1991)	277
2.	Devonte' Graham (2018)	271
3.	Billy Thomas (1998)	262
4.	Svi Mykhailiuk (2018)	259
5.	Devonte' Graham (2017)	242
6.	Jeff Boschee (2002)	237
7.	Jeff Boschee (1999)	222
8.	Kirk Hinrich (2003)	219
9.	Terry Brown (1990)	208
10.	Malik Newman (2018)	205
	Sherron Collins (2009)	205

3-PT FIELD GOAL PCT. (MIN. 80 ATT)

1.	Kirk Hinrich (2001)	50.5
2.	Aaron Miles (2005)	50.0
3.	Jeff Gueldner (1990)	48.6
4.	Kirk Hinrich (2002)	47.8
5.	Tyrel Reed (2010)	47.3
6.	Brandon Rush (2006)	47.2
7.	Frank Mason III (2017)	47.1
8.	Mario Chalmers (2008)	46.8
9.	Jeff Boschee (2002)	46.4

MINUTES PLAYED

1.	Devonte' Graham (2018)	1,435
2.	Danny Manning (1988)	1,336
3.	Tyshawn Taylor (2012)	1,303
4.	Frank Mason III (2017)	1,301
5.	Frank Mason III (2016)	1,272
6.	Devonte' Graham (2017)	1,269
7.	Danny Manning (1986)	1,256
8.	Elijah Johnson (2012)	1,254
9.	Travis Releford (2013)	1,252
10.	Danny Manning (1987)	1,249

MINUTES PER GAME

1.	Tony Guy (1982)	39.4
2.	David Magley (1982)	39.0
3.	Clinton Johnson (1976)	38.2
4.	Wilmore Fowler (1979)	37.9
5.	Devonte' Graham (2018)	37.8
6.	Darnell Valentine (1981)	37.1
7.	John Douglas (1977)	36.4
8.	Carl Henry (1983)	36.2
	Tony Guy (1981)	36.2
10.	Frank Mason III (2017)	36.1
--		
	Devon Dotson (2020)	**34.9**

SINGLE SEASON TEAM RECORDS

POINTS PER GAME

	YEAR	PTS	GMS	AVG
1.	1989-90	3223	35	92.1
2.	2001-02	3365	37	90.9
3.	1988-89	2758	31	89.0
4.	1996-97	3058	36	84.9
5.	1997-98	3300	39	84.6
--				
	2019-20	**2026**	**27**	**75.0**

FIELD GOAL PCT.

	YEAR	FGs	FGAs	FG%
1.	1985-86	1260	2266	55.6
2.	1984-95	1019	1898	53.7
3.	1989-90	1204	2258	53.3
4.	1988-89	1024	1925	53.2
5.	1983-84	924	1769	52.2
--				
	2019-20	**751**	**1536**	**48.9**

3-POINT FIELD GOALS MADE

	YEAR	3FGs
1.	2017-18	391
2.	2016-17	318
3.	2015-16	304
4.	2010-11	271
	2007-08	271
--		
	2019-20	**178**

3-POINT FIELD GOAL ATTEMPTS

	YEAR	3FGAs
1.	2017-18	974
2.	2016-17	787
3.	2018-19	743
4.	2015-16	728
5.	2010-11	710
--		
	2019-20	**506**

3-PT FIELD GOAL PCT.

	YEAR	3FGs	3FGAs	3FG%
1.	1989-90	230	531	43.3
2.	2015-16	304	728	41.8
	2001-02	224	536	41.8
4.	1988-89	143	344	41.6
5.	1992-93	215	527	40.8
--				
	2010-20	**178**	**506**	**35.2**

ASSISTS PER GAME

	YEAR	AST	GMS	AVG
1.	1989-90	763	35	21.8
2.	1985-86	814	39	20.9
3.	2001-02	767	37	20.7
4.	1988-89	620	31	20.0
5.	2000-01	641	33	19.4
	1984-85	660	34	19.4
--				
	2019-20	**386**	**27**	**14.3**

STEALS PER GAME

	YEAR	STL	GMS	AVG
1.	2002-03	373	38	9.82
2.	2005-06	323	33	9.79
3.	1996-97	351	36	9.75
4.	2001-02	357	37	9.65
5.	1990-91	325	35	9.29
--				
	2019-20	**213**	**27**	**7.9**

OPPONENT FIELD GOAL PCT.

(since 1985-86 [shot clock era])

	YEAR	OPP. FG%
1.	2012-13	36.1
2.	2005-06	37.0
3.	**2019-20**	**37.5**
4.	2006-07	37.6
5.	2000-02	37.8
	1994-95	37.8

OPPONENT 3-POINT FG PCT.

	YEAR	OPP. 3FG%
1.	2010-11	29.8
2.	**2019-20**	**29.9**
3.	2012-13	30.3
4.	1998-99	30.5
	1991-92	30.5
6.	1997-98	31.4

THE LAST TIME...

A TEAM SCORED 100+ POINTS IN A GAME		
KU	112 (W, 112-57)	vs. Monmouth, 11-15-19
Opp.	103 (L, 99-103)	by Indiana, 11-11-16

A TEAM SCORED 50 OR FEWER POINTS IN A GAME		
KU	40 (L, 40-72)	vs. Kentucky, 11-18-14
Opp.	49 (W, 58-49)	by West Virginia, 2-12-20

A TEAM SCORED 90+ POINTS IN ALLEN FIELDHOUSE		
KU	95 (W, 95-68)	vs. Milwaukee, 12-10-19
Opp.	95 (L, 85-95)	by Arizona State, 12-10-17

A TEAM SCORED 60 OR FEWER POINTS IN ALLEN FIELDHOUSE		
KU	55 (L, 55-67)	vs. Baylor, 1-11-20
Opp.	58 (W, 69-58)	by Texas, 2-3-20

A TEAM SCORED 90 POINTS IN A LOSS		
KU	99 (99-103 OT)	vs. Indiana, 11-11-16
Opp.	106 (L, 106-109 3OT)	by Oklahoma, 1-4-16

A TEAM SCORED 60 OR FEWER POINTS IN A VICTORY		
KU	58 (W, 58-49)	at West Virginia, 2-12-20
Opp.	56 (L, 55-56)	by Villanova, 11-21-19

A TEAM HAD 5+ PLAYERS SCORE IN DOUBLE FIGURES		
KU	Dotson (29), Agbaji (14), Braun (13), Azubuike (13), McCormack (10)	vs. Iowa State, 2-17-20
Opp.	Coleman (16), Roach (13), Febres (12), Osetkowski (11), Ramey (10)	by Texas, 1-14-19

A TEAM WON A GAME BY 25+ POINTS		
KU	+26 (79-53)	at Iowa State, 1-8-20
Opp.	+29 (62-91)	by Texas Tech, 2-23-19

A TEAM WON A GAME BY 50+ POINTS		
KU	+55 (112-57)	vs. Monmouth, 11-15-19
Opp.		Never

A TEAM WON AN OVERTIME GAME (SINGLE-OVERTIME)		
KU	90-84	vs. Dayton, 11-27-19
Opp.	92-89	by Iowa State, 2-4-17

A TEAM WON A DOUBLE-OVERTIME GAME		
KU	68-68	at Oklahoma State, 2-20-13
Opp.	80-79	by Texas Tech, 2-14-05

A TEAM WON A TRIPLE-OVERTIME GAME		
KU	109-106	vs. Oklahoma, 1-4-16
Opp.	76-73	by Oklahoma State, 2-4-81

A TEAM SHOT 60% FG IN A GAME		
KU	60.3% (35-58)	vs. Texas, 2-26-18
Opp.	60.7% (34-56)	by Texas Tech, 2-23-19

A TEAM SHOT 30% OR WORSE FG IN A GAME		
KU	19.6%	vs. Kentucky, 11-18-14
Opp.	28.1% (18-64)	by Oklahoma State, 1-27-20

A TEAM MADE 12+ 3-POINT FG IN A GAME		
KU	12	vs. Iowa State, 2-17-20
Opp.	16	by Dayton, 11-27-19

A TEAM DID NOT MAKE A 3-POINT FG IN A GAME		
KU	0-8	vs. TCU, 3-12-15
Opp.	0-9	by Stanford, 3-23-14

A TEAM SHOT 60% 3-POINT FG IN A GAME (min. 10)		
KU	63.2% (12-19)	vs. Vermont, 11-12-18
Opp.	61.5% (16-26)	by Texas Tech, 2-22-19

A TEAM MADE 30+ FREE THROWS IN A GAME		
KU	33	vs. West Virginia, 2-13-17
Opp.	30	by Stanford, 12-3-16

A TEAM MADE 5 OR FEWER FREE THROWS IN A GAME		
KU	4	at Villanova, 11-21-19
Opp.	3	by TCU, 2-8-20

A TEAM ATTEMPTED 40+ FREE THROWS IN A GAME		
KU	44	vs. West Virginia, 2-13-17
Opp.	47	by West Virginia, 1-12-16

A TEAM SHOT 90% OR BETTER FREE THROWS IN A GAME		
KU	91.7 (11-12)	vs. Northeastern, 3-21-19
Opp.	100.0 (2-2)	by Villanova, 11-21-19

A TEAM SHOT 40% OR WORSE FREE THROWS IN A GAME		
KU	40.0% (4-10)	at Villanova, 11-21-19
Opp.	33.3% (3-9)	by TCU, 2-8-20

A TEAM HAD 25+ OFFENSIVE REBOUNDS IN A GAME		
KU	28	vs. Fort Hays State, 12-10-03
Opp.	26	by Baylor, 1-12-19

A TEAM HAD 5 OR FEWER OFFENSIVE REBOUNDS IN A GAME		
KU	4	at West Virginia, 2-12-20
Opp.	4	by Stanford, 12-29-19

A TEAM HAD 30+ DEFENSIVE REBOUNDS IN A GAME		
KU	33	vs. Oklahoma, 2-15-20
Opp.	32	by TCU, 2-11-19

A TEAM HAD 40+ DEFENSIVE REBOUNDS IN A GAME		
KU	43	vs. Oklahoma, 1-4-16
Opp.	41	by Oklahoma, 1-4-16

A TEAM HAD 50+ TOTAL REBOUNDS IN A GAME		
KU	51	vs. Texas Southern, 11-21-17
Opp.	50	by Indiana, 11-11-16

A TEAM HAD 60+ TOTAL REBOUNDS IN A GAME		
KU	60	vs. Oklahoma, 1-4-16
Opp.		Never

A TEAM HAD 25 OR FEWER TOTAL REBOUNDS IN A GAME		
KU	23	at Texas Tech, 2-23-19
Opp.	25	by Stanford, 12-29-19

A TEAM OUT-REBOUNDED ITS OPPONENT BY 15+		
KU	+19 (44-25)	at Stanford, 12-29-19
Opp.	+19 (49-30)	by Baylor, 1-12-19

A TEAM OUT-REBOUNDED ITS OPPONENT BY 20+		
KU	+23 (49-26)	vs. Omaha, 12-18-17
Opp.		Never

A TEAM OUT-REBOUNDED ITS OPPONENT BY 30+		
KU	+30 (61-31)	vs. Alcorn State, 12-2-09
Opp.		Never

3+ PLAYERS WITH 10+ REBOUNDS IN A GAME		
KU	Ochai Agbaji (11), Devon Dotson (10), Dedric Lawson (10)	at TCU, 2-11-19
Opp.	P.J. Washington (13), Reid Travis (12), Keldon Johnson (10)	of Kentucky, 1-26-19

2 PLAYERS WITH A DOUBLE-DOUBLE IN SAME GAME		
KU	U. Azubuike (20p, 15r), D. Dotson (18p, 11a)	at TCU, 2-8-20
Opp.	P. Washington (20p, 13r), R. Travis (18p, 12r) & K. Johnson (15p, 10r)	of Kentucky, 1-26-19

3 PLAYERS WITH A DOUBLE-DOUBLE IN SAME GAME		
KU	O. Agbaji (20p, 11r), D. Dotson (25p, 10r), D. Lawson (14p, 10r)	at TCU, 2-11-19
Opp.	P. Washington (20p, 13r), R. Travis (18p, 12r) & K. Johnson (15p, 10r)	of Kentucky, 1-26-19

A PLAYER WITH A TRIPLE-DOUBLE IN A GAME		
KU	Jeff Withey (16 pts, 12 reb, 12 blk)	vs. San Jose State, 11-26-12
Opp.	Denzel Valentine (29 pts, 12 reb, 12 ast)	of Michigan State, 11-17-15

A TEAM HAD 25+ ASSISTS IN A GAME		
KU	25	vs. Eastern Michigan, 12-29-18
Opp.	26	by Oklahoma, 1-10-94

A TEAM HAD 7 OR FEWER ASSISTS IN A GAME		
KU	6	vs. Texas, 2-3-20
Opp.	4	by Texas, 12-7-19

THE LAST TIME...

A TEAM HAD 15+ STEALS IN A GAME			
KU		15	vs. Towson, 11-11-11
Opp.		22	by West Virginia, 1-16-16
A TEAM DID NOT HAVE A STEAL IN A GAME			
KU			vs. Syracuse, 3-18-01
Opp.			Oakland, 11-25-09
A TEAM HAD 10+ BLOCKED SHOTS IN A GAME			
KU		10	vs. Baylor, 1-11-20
Opp.		10	by TCU, 2-8-20
A TEAM DID NOT BLOCK A SHOT IN A GAME			
KU			vs. Stanford, 12-1-18
Opp.			by Villanova, 11-21-19
A TEAM COMMITTED 30+ FOULS IN A GAME			
KU		32	vs. Indiana, 11-11-16
Opp.		31	by West Virginia, 2-13-17
A TEAM COMMITTED 10 OR FEWER FOULS IN A GAME			
KU		10	at Texas, 1-18-20
Opp.		10	by Omaha, 12-18-17
A TEAM HAD TWO PLAYERS DISQUALIFIED (FOUL OUT)			
KU	Quentin Grimes / Dedric Lawson / Mitch Lightfoot		at TCU, 2-11-19
Opp.	Talen Horton-Tucker / Tyrese Haliburton		of Iowa State, 1-21-19
A TEAM HAD THREE PLAYERS DISQUALIFIED (FOUL OUT)			
KU	Quentin Grimes / Dedric Lawson / Mitch Lightfoot		at TCU, 2-11-19
Opp.	Poythress / Willis / Lee / Labissiere		of Kentucky, 1-30-16
A TEAM HAD FOUR PLAYERS DISQUALIFIED (FOUL OUT)			
KU	Frank Mason III / Devonte' Graham / Carlton Bragg Jr. / Landen Lucas		vs. Indiana, 11-11-16
Opp.			Never
A TEAM SCORED 50+ POINTS IN A HALF			
KU		50, 1st half	vs. Iowa State, 2-17-20
Opp.		51, 1st half	by Auburn, 3-23-19
A TEAM SCORED 60+ POINTS IN A HALF			
KU		66, 1st half	vs. Texas Southern, 11-21-17
Opp.		60, 2nd half	by Texas Tech, 2-13-99
A TEAM HAD 20 OR FEWER POINTS IN A HALF			
KU		20, 1st half	at Texas Tech, 2-23-19
Opp.		19, 2nd half	by West Virginia, 2-12-20
A TEAM SHOT 70% OR BETTER FG IN A HALF			
KU		72.2 (19-27), 2nd half	vs. Northeastern, 3-21-19
Opp.		75.0, 1st half	by Baylor, 1-25-93
A TEAM SHOT 20% OR WORSE FG IN A HALF			
KU		13.6%, 1st half	at TCU, 2-6-13
Opp.		19.4%, 2nd half	by Wofford, 12-4-18
A TEAM MADE 9+ 3-POINTERS IN A HALF			
KU		9, 1st half	vs. Texas Tech, 2-2-19
Opp.		9, 1st half	by Iowa State, 2-17-20
A TEAM MADE DID NOT MAKE A 3-POINTER IN A HALF			
KU		0-3, 2nd half	at Baylor, 2-22-20
Opp.		0-6, 2nd half	by Oklahoma State, 1-27-20
A TEAM DID NOT MAKE A FREE THROW IN A HALF			
KU		1st half (0-2)	at Texas Tech, 2-23-19
Opp.		1st half (0-2)	by TCU, 2-8-20
A TEAM DID NOT ATTEMPT A FREE THROW IN A HALF			
KU		1st half	vs. Kansas State, 3-9-18
Opp.		1st half	by Villanova, 11-21-19
A TEAM HAD 30+ REBOUNDS IN A HALF			
KU		32, 2nd half	vs. UMKC, 12-6-16
Opp.		31, 2nd half	by Baylor, 1-12-19

A TEAM HAD 15+ ASSISTS IN A HALF			
KU		16, 2nd half	vs. South Dakota, 12-18-18
Opp.		15, 1st half	by North Carolina, 3-25-12
A TEAM DID NOT HAVE A TURNOVER IN A HALF			
KU		1st half	vs. Texas, 1-14-19
Opp.		2nd half	vs. Kansas State, 1-13-18
A TEAM HAD 10+ STEALS IN A HALF			
KU		10, 1st half	vs. Texas, 1-21-17
Opp.		11, 2nd half	by Long Beach State, 12-6-11
A TEAM HAD 7+ BLOCKED SHOTS IN A HALF			
KU		7, 1st half	at Baylor, 1-12-19
Opp.		7, 1st half and 2nd half	by Texas, 2-28-15
A PLAYER SCORED 30+ POINTS IN A GAME			
KU		31 by Devon Dotson	vs. Dayton, 11-27-19
Opp.		31 by Jared Butler	of Baylor, 3-9-19
A PLAYER SCORED 40+ POINTS IN A GAME			
KU		41 by Andrew Wiggins	at West Virginia, 3-8-14
Opp.		46 by Buddy Hield	of Oklahoma, 1-4-16
A PLAYER SHOT 80% OR BETTER FG IN A GAME (MIN. 10 ATT.)			
KU		84.6 (11-13) by Udoka Azubuike	at Baylor, 2-22-20
Opp.		90.9 (10-11) by Eric Paschall	of Villanova, 3-31-18
A PLAYER MADE 7+ 3-POINTERS IN A GAME			
KU		7 by Lagerald Vick	vs. Louisiana, 11-16-18
Opp.		7 by Bryce Brown	of Auburn, 3-23-19
A PLAYER SHOT 100% 3-POINT FG (MIN. 5 ATT.)			
KU		8-8 by Lagerald Vick	vs. Vermont, 11-12-18
Opp.		5-5 by Marial Shayok	of Iowa State, 1-5-19
A PLAYER MADE 12+ FREE THROWS IN A GAME			
KU		13 (13-13) by Devonte' Graham	vs. Texas Tech, 1-2-18
Opp.		19 (19-22) by Reid Travis	of Stanford, 12-3-16
A PLAYER SHOT 100% FREE THROWS IN A GAME (MIN. 10 ATT.)			
KU		13-13 by Devonte' Graham	vs. Texas Tech, 1-2-18
Opp.		12-12 by Taurean Prince	of Baylor, 1-2-16
A PLAYER HAD 8+ OFFENSIVE REBOUNDS IN A GAME			
KU		9 by Jeff Withey	vs. Baylor, 1-16-12
Opp.		8 by Oscar Tschiebwe	of West Virginia, 1-4-20
A PLAYER HAD 12+ DEFENSIVE REBOUNDS IN A GAME			
KU		14 by Udoka Azubuike	at Baylor, 2-22-20
Opp.		12 by Christian James	of Oklahoma, 1-2-19
A PLAYER HAD 15+ TOTAL REBOUNDS IN A GAME			
KU		19 by Udoka Azubuike	at Baylor, 2-22-20
Opp.		17 by Oscar Tshiebwe	of West Virginia, 1-4-20
A PLAYER HAD 10+ ASSISTS IN A GAME			
KU		11 by Devon Dotson	at TCU, 2-8-20
Opp.		11 by Cassius Winston	of Michigan State, 11-6-18
A PLAYER HAD 7+ TURNOVERS IN A GAME			
KU		7 by Devon Dotson	at West Virginia, 1-19-19
Opp.		7 by Mark Vital	of Baylor, 2-10-18
A PLAYER HAD 7+ BLOCKED SHOTS IN A GAME			
KU		7 by Udoka Azubuike	vs. Baylor, 1-11-20
Opp.		8 by Mohamed Bamba	of Texas, 12-29-17
A PLAYER HAD 7+ STEALS IN A GAME			
KU		7 by Xavier Henry	vs. Baylor, 1-20-10
Opp.		7 by Terry Black	of Baylor, 2-26-00
A PLAYER PLAYED ALL 40 MINUTES IN REGULATION			
KU		Marcus Garrett	vs. West Virginia, 2-12-20
Opp.		Grayson Allen	of Duke, 3-25-18

2019-20 OVERALL STATS

RECORD:	OVERALL	HOME	AWAY	NEUTRAL
ALL GAMES	24-3	13-1	8-1	3-1
CONFERENCE	13-1	6-1	7-0	0-0
NON-CONFERENCE	11-2	7-0	1-1	3-1

					Total		3-Point		F-Throw		Rebounds										
##	Player	gp-gs	min	avg	fg-fga	fg%	3fg-fga	3fg%	ft-fta	ft%	off	def	tot	avg	pf	dq	a	to	blk	stl	pts	avg
01	Devon Dotson	26-26	907	34.9	160-339	.472	33-108	.306	120-148	.811	17	86	103	4.0	44	0	108	61	3	55	473	18.2
35	Udoka Azubuike	27-26	750	27.8	154-208	.740	0-0	.000	47-111	.423	84	190	274	10.1	67	1	25	64	71	14	355	13.1
30	Ochai Agbaji	27-27	914	33.9	99-233	.425	41-120	.342	30-46	.652	29	87	116	4.3	51	0	58	51	8	37	269	10.0
00	Marcus Garrett	27-27	861	31.9	96-213	.451	17-48	.354	50-78	.641	12	109	121	4.5	64	0	127	48	8	52	259	9.6
04	Isaiah Moss	26-5	611	23.5	72-177	.407	44-119	.370	25-28	.893	7	45	52	2.0	33	0	13	22	1	11	213	8.2
33	David McCormack	25-18	371	14.8	73-131	.557	0-2	.000	31-38	.816	37	67	104	4.2	42	1	15	28	11	10	177	7.1
02	Christian Braun	27-5	482	17.9	47-110	.427	27-62	.435	17-24	.708	17	59	76	2.8	31	0	14	11	6	18	138	5.1
22	Silvio De Sousa	18-1	151	8.4	16-34	.471	2-3	.667	13-25	.520	21	30	51	2.8	32	0	2	17	15	2	47	2.6
13	Tristan Enaruna	26-0	300	11.5	25-72	.347	7-28	.250	10-20	.500	17	46	63	2.4	20	0	19	27	10	13	67	2.6
20	Michael Jankovich	9-0	24	2.7	3-6	.500	3-6	.500	3-4	.750	0	0	0	0.0	2	0	1	2	0	1	12	1.3
12	Chris Teahan	11-0	30	2.7	3-8	.375	3-8	.375	0-0	.000	0	1	1	0.1	4	0	1	1	1	0	9	0.8
05	Elijah Elliott	9-0	22	2.4	3-4	.750	1-1	1.000	0-0	.000	1	0	1	0.1	3	0	3	2	0	0	7	0.8
10	Jalen Wilson	2-0	2	1.0	0-1	.000	0-1	.000	0-0	.000	0	0	0	0.0	1	0	0	1	0	0	0	0.0
	Team										36	43	79					11				
	Total.....	27	5425		751-1536	.489	178-506	.352	346-522	.663	278	763	1041	38.6	394	2	386	346	134	213	2026	75.0
	Opponents.....	27	5425		600-1600	.375	197-658	.299	241-362	.666	274	599	873	32.3	451	-	318	361	92	179	1638	60.7

TEAM STATISTICS	KU	OPP
SCORING	2026	1638
Points per game	75.0	60.7
Scoring margin	+14.4	-
FIELD GOALS-ATT	751-1536	600-1600
Field goal pct	.489	.375
3 POINT FG-ATT	178-506	197-658
3-point FG pct	.352	.299
3-pt FG made per game	6.6	7.3
FREE THROWS-ATT	346-522	241-362
Free throw pct	.663	.666
F-Throws made per game	12.8	8.9
REBOUNDS	1041	873
Rebounds per game	38.6	32.3
Rebounding margin	+6.2	-
ASSISTS	386	318
Assists per game	14.3	11.8
TURNOVERS	346	361
Turnovers per game	12.8	13.4
Turnover margin	+0.6	-
Assist/turnover ratio	1.1	0.9
STEALS	213	179
Steals per game	7.9	6.6
BLOCKS	134	92
Blocks per game	5.0	3.4
ATTENDANCE	229602	131317
Home games-Avg/Game	14-16400	9-11589
Neutral site-Avg/Game	-	4-6753

Score by Periods	1st	2nd	OT	Totals
Kansas	968	1041	17	2026
Opponents	769	858	11	1638

	Date	Opponent		Score	Att.
	11/05/19	vs Duke	L	66-68	19812
	11/08/19	UNC GREENSBORO	W	74-62	16300
	11/15/19	MONMOUTH	W	112-57	16300
	11/19/19	ETSU	W	75-63	16300
	11/25/19	vs Chaminade	W	93-63	2400
	11/26/19	vs BYU	W	71-56	2400
	11/27/19	vs Dayton	Wot	90-84	2400
	12/07/19	COLORADO	W	72-58	16300
	12/10/19	MILWAUKEE	W	95-68	16300
	12/14/19	KANSAS CITY	W	98-57	17702
	12/21/19	at Villanova	L	55-56	20706
	12/29/19	at Stanford	W	72-56	6582
*	01/04/20	WEST VIRGINIA	W	60-53	16300
*	01/08/20	at Iowa St.	W	79-53	14384
*	01/11/20	BAYLOR	L	55-67	16300
*	01/14/20	at Oklahoma	W	66-52	10486
*	01/18/20	at Texas	W	66-57	11762
*	01/21/20	KANSAS ST.	W	81-60	16300
	01/25/20	TENNESSEE	W	74-68	16300
*	01/27/20	at Oklahoma St.	W	65-50	8818
*	02/01/20	TEXAS TECH	W	78-75	16300
*	02/03/20	TEXAS	W	69-58	16300
*	02/08/20	at TCU	W	60-46	6728
*	02/12/20	at West Virginia	W	58-49	14212
*	02/15/20	OKLAHOMA	W	87-70	16300
*	02/17/20	IOWA ST.	W	91-71	16300
*	02/22/20	at Baylor	W	64-61	10627

* - Conference game

2019-20 BIG 12 STATS

RECORD:	OVERALL	HOME	AWAY	NEUTRAL
ALL GAMES	13-1	6-1	7-0	0-0
CONFERENCE	13-1	6-1	7-0	0-0
NON-CONFERENCE	0-0	0-0	0-0	0-0

					Total		3-Point		F-Throw		Rebounds											
##	Player	gp-gs	min	avg	fg-fga	fg%	3fg-fga	3fg%	ft-fta	ft%	off	def	tot	avg	pf	dq	a	to	blk	stl	pts	avg
01	Devon Dotson	13-13	452	34.8	80-170	.471	18-55	.327	48-61	.787	8	44	52	4.0	26	0	46	27	3	26	226	17.4
35	Udoka Azubuike	14-13	405	28.9	77-112	.688	0-0	.000	27-56	.482	49	109	158	11.3	34	0	8	35	45	5	181	12.9
00	Marcus Garrett	14-14	482	34.4	53-125	.424	10-28	.357	27-44	.614	6	61	67	4.8	31	0	74	30	5	28	143	10.2
04	Isaiah Moss	14-4	344	24.6	43-107	.402	24-68	.353	14-15	.933	4	28	32	2.3	18	0	6	12	0	5	124	8.9
30	Ochai Agbaji	14-14	476	34.0	41-111	.369	14-52	.269	18-27	.667	16	42	58	4.1	24	0	25	25	5	14	114	8.1
02	Christian Braun	14-5	312	22.3	28-62	.452	18-36	.500	15-17	.882	8	40	48	3.4	17	0	7	4	3	11	89	6.4
33	David McCormack	13-7	167	12.8	28-56	.500	0-1	.000	16-16	1.000	17	28	45	3.5	24	1	5	11	8	2	72	5.5
13	Tristan Enaruna	13-0	99	7.6	7-24	.292	1-8	.125	4-9	.444	9	14	23	1.8	5	0	2	10	2	6	19	1.5
20	Michael Jankovich	3-0	8	2.7	1-2	.500	1-2	.500	1-2	.500	0	0	0	0.0	0	0	0	0	0	0	4	1.3
22	Silvio De Sousa	6-0	37	6.2	2-3	.667	0-0	.000	0-2	.000	5	11	16	2.7	9	0	0	4	6	0	4	0.7
12	Chris Teahan	5-0	11	2.2	1-3	.333	1-3	.333	0-0	.000	0	1	1	0.2	1	0	0	1	1	0	3	0.6
05	Elijah Elliott	4-0	7	1.8	0-0	.000	0-0	.000	0-0	.000	0	0	0	0.0	1	0	1	1	0	0	0	0.0
	Team										19	19	38					7				
	Total.....	14	2800		361-775	.466	87-253	.344	170-249	.683	141	397	538	38.4	190	1	174	167	78	97	979	69.9
	Opponents.....	14	2800		310-842	.368	91-301	.302	111-175	.634	157	310	467	33.4	216	-	159	154	60	92	822	58.7

TEAM STATISTICS	KU	OPP
SCORING	979	822
Points per game	69.9	58.7
Scoring margin	+11.2	-
FIELD GOALS-ATT	361-775	310-842
Field goal pct	.466	.368
3 POINT FG-ATT	87-253	91-301
3-point FG pct	.344	.302
3-pt FG made per game	6.2	6.5
FREE THROWS-ATT	170-249	111-175
Free throw pct	.683	.634
F-Throws made per game	12.1	7.9
REBOUNDS	538	467
Rebounds per game	38.4	33.4
Rebounding margin	+5.1	-
ASSISTS	174	159
Assists per game	12.4	11.4
TURNOVERS	167	154
Turnovers per game	11.9	11.0
Turnover margin	-0.9	-
Assist/turnover ratio	1.0	1.0
STEALS	97	92
Steals per game	6.9	6.6
BLOCKS	78	60
Blocks per game	5.6	4.3
ATTENDANCE	114100	77017
Home games-Avg/Game	7-16300	7-11002
Neutral site-Avg/Game	-	0-0

Score by Periods	1st	2nd	Totals
Kansas	471	508	979
Opponents	417	405	822

	Date	Opponent		Score	Att.
*	01/04/20	WEST VIRGINIA	W	60-53	16300
*	01/08/20	at Iowa St.	W	79-53	14384
*	01/11/20	BAYLOR	L	55-67	16300
*	01/14/20	at Oklahoma	W	66-52	10486
*	01/18/20	at Texas	W	66-57	11762
*	01/21/20	KANSAS ST.	W	81-60	16300
*	01/27/20	at Oklahoma St.	W	65-50	8818
*	02/01/20	TEXAS TECH	W	78-75	16300
*	02/03/20	TEXAS	W	69-58	16300
*	02/08/20	at TCU	W	60-46	6728
*	02/12/20	at West Virginia	W	58-49	14212
*	02/15/20	OKLAHOMA	W	87-70	16300
*	02/17/20	IOWA ST.	W	91-71	16300
*	02/22/20	at Baylor	W	64-61	10627

* - Conference game

-VS-

ALL-TIME SERIES

KANSAS LEADS, 117-59

Lawrence, Kan. (Allen Fieldhouse) 63-12 (48-10)
Stillwater, Okla. (Gallagher-Iba Arena) 38-35 (36-35)
Neutral Sites 16-12
Big 12 Play. 22-10
Big 12 Championship (Sprint Center) 6-2 (3-0)

HIGHEST SCORES - KANSAS

Lawrence 104
. . . . . .KU 104-72, in 1996-97
Stillwater 90
. . . . . KU 90-85, in 2016-17

HIGHEST SCORES - OSU

Lawrence 87
. . . . . OSU 87-81, in 1988-89
Stillwater 94
. . . . . .OSU 94-87, in 1972-73

COACHING RECORDS

Bill Self vs. Oklahoma State
Total 21-13
At Kansas 20-10
Mike Boynton Jr. vs. Kansas
Total 2-4

WINNING MARGINS

Kansas
Lawrence 35
Stillwater 33
Oklahoma State
Lawrence 19
Stillwater 33

GAME-BY-GAME (BIG 12 ERA)

02/12/1997	Lawrence	W	104-72
03/07/1997	Kansas City, Mo.^	W	74-59
03/01/1998	Stillwater	W	71-67
02/22/1999	Lawrence (ot)	W	67-66
03/07/1999	Kansas City, Mo.^	W	53-37
02/07/2000	Stillwater	L	53-86
03/10/2000	Kansas City, Mo.^	L	58-77
02/10/2001	Lawrence	W	77-61
01/15/2002	Stillwater	W	79-61
03/01/2003	Lawrence	W	79-61
02/09/2004	Stillwater	L	60-80
02/27/2005	Lawrence	W	81-79
03/12/2005	Kansas City, Mo.^	L	75-78
02/13/2006	Stillwater	W	64-49
03/10/2006	Dallas, Texas^	W	78-75
01/10/2007	Lawrence	W	87-57
02/23/2008	Stillwater	L	60-61
02/07/2009	Lawrence	W	78-67
02/27/2010	Stillwater	L	77-85
02/21/2011	Lawrence	W	92-65
03/10/2011	Kansas City, Mo.^	W	63-62
02/11/2012	Lawrence	W	81-66
02/27/2012	Stillwater	W	70-58
02/02/2013	Lawrence	L	80-85
02/20/2013	Stillwater (ot)	W	68-67
01/18/2014	Lawrence	W	80-78
03/01/2014	Stillwater	L	65-72
03/13/2014	Kansas City, Mo. (ot)^	W	77-70
01/13/2015	Lawrence	W	67-57
02/07/2015	Stillwater	L	62-67
01/19/2016	Stillwater	L	67-86
02/15/2016	Lawrence	W	94-67
01/14/2017	Lawrence	W	87-80
03/04/2017	Stillwater	W	90-85
02/03/2018	Lawrence	L	79-84
03/03/2018	Stillwater	L	64-82
03/08/2018	Kansas City, Mo.^	W	82-68
02/02/2019	Lawrence	W	84-72
03/02/2019	Stillwater	W	72-67
01/27/2020	Stillwater	W	65-50

^Big 12 Championship

THE JAYHAWKS VS. OKLAHOMA STATE (*STARTER)

#0 MARCUS GARRETT

OPPONENT (Date)	MP	FG-A	PCT	3PT-A	PCT	FT-A	PCT	O-D-T	PF	A	TO	BLK	ST	TP
OKLAHOMA ST. (2.3.18) - L	14	1-2	.500	0-0	---	0-0	---	2-1-3	3	1	0	0	1	2
at Oklahoma St. (3.3.18) - L	28	3-7	.429	1-2	.500	0-0	---	2-3-5	1	0	1	0	0	7
OKLAHOMA ST. (3.8.18) - W	17	2-5	.400	0-1	.000	0-0	---	0-1-1	1	1	1	1	0	4
at Oklahoma St. (3.2.19) - W	27	2-3	.667	0-1	.000	2-2	1.000	2-4-6	0	0	0	0	1	6
*at Oklahoma St. (1.27.20) - W	34	2-6	.333	0-2	.000	3-4	.750	0-8-8	1	9	2	0	0	7
TOTAL (5 games/1 start)	**120**	**10-23**	**.435**	**1-6**	**.167**	**5-6**	**.833**	**6-17-23**	**6**	**11**	**4**	**1**	**2**	**26**
Averages	**24.0**							**4.6**		**2.2**		**0.2**	**0.4**	**5.2**

#1 DEVON DOTSON

OPPONENT (Date)	MP	FG-A	PCT	3PT-A	PCT	FT-A	PCT	O-D-T	PF	A	TO	BLK	ST	TP
*OKLAHOMA ST. (2.9.19) - W	37	6-10	.600	1-4	.250	5-5	1.000	1-4-5	2	4	1	0	2	18
*at Oklahoma St. (3.2.19) - W	27	2-3	.667	0-1	.000	2-2	1.000	2-4-6	0	0	0	0	1	6
*at Oklahoma St. (1.27.20) - W	25	4-8	.500	1-4	.250	2-3	.667	0-2-2	3	3	1	0	0	11
TOTAL (3 games/3 starts)	**89**	**12-21**	**.571**	**2-9**	**0.222**	**9-10**	**.900**	**3-10-13**	**5**	**7**	**2**	**0**	**3**	**35**
Averages	**29.7**							**4.3**		**2.3**		**0.0**	**1.0**	**11.7**

#2 CHRISTIAN BRAUN

OPPONENT (Date)	MP	FG-A	PCT	3PT-A	PCT	FT-A	PCT	O-D-T	PF	A	TO	BLK	ST	TP
*at Oklahoma St. (1.27.20) - W	33	5-11	.455	4-8	.500	2-2	1.000	3-6-9	3	0	2	1	2	16

#4 ISAIAH MOSS

OPPONENT (Date)	MP	FG-A	PCT	3PT-A	PCT	FT-A	PCT	O-D-T	PF	A	TO	BLK	ST	TP
at Oklahoma St. (1.27.20) - W	25	4-9	.444	3-8	.375	2-2	1.000	1-0-1	2	1	1	0	0	13

#5 ELIJAH ELLIOTT

OPPONENT (Date)	MP	FG-A	PCT	3PT-A	PCT	FT-A	PCT	O-D-T	PF	A	TO	BLK	ST	TP
at Oklahoma St. (1.27.20) - W	1	0-0	---	0-0	---	0-0	---	0-0-0	0	0	0	0	0	0

#12 CHRIS TEAHAN

OPPONENT (Date)	MP	FG-A	PCT	3PT-A	PCT	FT-A	PCT	O-D-T	PF	A	TO	BLK	ST	TP
at Oklahoma St. (1.27.20) - W	2	0-1	.000	0-1	.000	0-0	---	0-0-0	0	0	0	0	0	0

#13 TRISTAN ENARUNA

OPPONENT (Date)	MP	FG-A	PCT	3PT-A	PCT	FT-A	PCT	O-D-T	PF	A	TO	BLK	ST	TP
at Oklahoma St. (1.27.20) - W	15	1-6	.167	1-3	.333	0-0	---	1-4-5	2	0	0	1	0	3

#20 MICHAEL JANKOVICH

OPPONENT (Date)	MP	FG-A	PCT	3PT-A	PCT	FT-A	PCT	O-D-T	PF	A	TO	BLK	ST	TP
at Oklahoma St. (1.27.20) - W	2	0-0	---	0-0	---	0-0	---	0-0-0	0	0	0	0	0	0

#30 OCHAI AGBAJI

OPPONENT (Date)	MP	FG-A	PCT	3PT-A	PCT	FT-A	PCT	O-D-T	PF	A	TO	BLK	ST	TP
*OKLAHOMA ST. (2.9.19) - W	36	8-12	.667	5-7	.714	2-2	1.000	1-5-6	1	2	0	0	0	23
*at Oklahoma St. (3.2.19) - W	27	2-3	.667	0-1	.000	2-2	1.000	2-4-6	0	0	0	0	1	6
*at Oklahoma St. (1.27.20) - W	35	2-9	.222	2-7	.286	3-4	.750	1-3-4	2	2	1	1	0	9
TOTAL (3 games/3 starts)	**98**	**12-24**	**.500**	**7-15**	**.467**	**5-6**	**.833**	**4-12-16**	**3**	**4**	**1**	**1**	**1**	**38**
Averages	**32.7**							**5.3**		**1.3**		**0.3**	**0.3**	**12.7**

#33 DAVID MCCORMACK

OPPONENT (Date)	MP	FG-A	PCT	3PT-A	PCT	FT-A	PCT	O-D-T	PF	A	TO	BLK	ST	TP
*OKLAHOMA ST. (2.9.19) - W	14	0-3	.000	0-0	---	0-0	---	4-1-5	2	0	0	1	0	0
*at Oklahoma St. (3.2.19) - W	27	2-3	.667	0-1	.000	2-2	1.000	2-4-6	0	0	0	0	1	6
TOTAL (2 games/2 starts)	**41**	**2-6**	**.333**	**0-1**	**.000**	**2-2**	**1.000**	**6-5-11**	**2**	**0**	**0**	**1**	**1**	**6**
Averages	**20.5**							**5.5**		**0.0**		**0.5**	**0.5**	**3.0**

#35 UDOKA AZUBUIKE

OPPONENT (Date)	MP	FG-A	PCT	3PT-A	PCT	FT-A	PCT	O-D-T	PF	A	TO	BLK	ST	TP
*OKLAHOMA ST. (2.3.18) - L	21	8-11	.727	0-0	---	4-7	.571	3-2-5	4	0	2	0	2	20
*at Oklahoma St. (3.3.18) - L	20	4-6	.667	0-0	---	0-2	.000	2-5-7	4	1	4	0	0	8
*at Oklahoma St. (1.27.20) - W	28	3-4	.750	0-0	---	0-0	---	2-5-7	2	0	3	5	1	6
TOTAL (3 games/3 starts)	**69**	**15-21**	**.714**	**0-0**	**---**	**4-9**	**.444**	**7-12-19**	**10**	**1**	**9**	**5**	**3**	**34**
Averages	**23.0**							**6.3**		**0.3**		**1.7**	**1.0**	**11.3**

0 MARCUS GARRETT

JR • Guard • 6-5 • 195 • Dallas, Texas • Skyline HS

2019-20 SEASON STATS

PPG	RPG	APG	FG%	3FG%	FT%
9.6	4.5	4.7	45%	35%	64%
CAREER					
6.6	3.9	2.4	44%	29%	58%

CAREER HIGHS

Points	24	vs. Oklahoma (2.15.20)
Field Goals	9	vs. Oklahoma (2.15.20)
Rebounds	15	vs. Iowa State (3.16.19)
Assists	9	at Oklahoma State (1.27.20)
Blocks	3	vs. Texas Tech (2.1.20)
Steals	6	at West Virginia (1.19.19)
Minutes	40	at West Virginia (2.12.20)

NOTES

Midseason Naismith Defensive Player of the Year list (1 of 15) ... Known to guard 1-5 ... Has 21 steals in his last six games ... Has 20 assists and seven turnovers in his last three games ... Ranks first in the Big 12 in assist-to-turnover ratio (2.7), third in assists (4.7) and third in steals (1.9) ... Averaging 10.2 ppg, 4.8 rpg, 5.3 assists and 2.0 steals in Big 12 play ... Has pulled down five or more rebounds in seven of his last nine games ... Had career-highs in points (24) and 3-pointers (6) vs. Oklahoma (2/15). **2018-19:** Named to the 2019 Big 12 All-Defensive Team.

1 DEVON DOTSON (deh-VAWN)

SO • Guard • 6-2 • 185 • Charlotte, N.C. • Providence Day School

2019-20 SEASON STATS

PPG	RPG	APG	FG%	3FG%	FT%
18.2	4.0	4.2	47%	31%	81%
CAREER					
14.8	3.8	3.8	48%	33%	80%

CAREER HIGHS

Points	31	vs. Dayton (11.27.19)
Field Goals	11	2x, last vs. Iowa State (2.17.20)
Rebounds	10	at TCU (2.11.19)
Assists	11	at TCU (2.8.20)
Blocks	1	7x, last at West Virginia (2.12.20)
Steals	5	vs. Dayton (11.27.19)
Minutes	45	2x, last vs. Dayton (11.27.19)

NOTES

Leads the Big 12 in scoring (18.2 ppg), FTs made (120), 20-point games (8), sixth in assists (4.2), second in steals (2.1), third in FG% (47.2), eighth in FT% (81.1), fifth in assist-to-turnover ratio (1.8) ... Had 29 points vs. Iowa State (2/17), his eight 20-point game of the season ... Posted second career DD (18 points, career-high 11 assists) at TCU (2/8) ... Three-time Big 12 Player of the Week (12/2, 12/16, 2/3) ... Co-MVP of the Maui Invitational ... Had career-high in points (31) and steals (5) vs. Dayton (11/27) ... On all national POY watch lists ... Preseason AP AA HM.

2 CHRISTIAN BRAUN (BROWN)

FR • Guard • 6-6 • 180 • Burlington, Kan. • Blue Valley Northwest

2019-20 SEASON STATS

PPG	RPG	APG	FG%	3FG%	FT%
5.1	2.8	0.5	43%	44%	71%
CAREER					
5.1	2.8	0.5	43%	44%	71%

CAREER HIGHS

Points	20	vs. Kansas State (1.21.20)
Field Goals	7	vs. Kansas State (1.21.20)
Rebounds	9	at Oklahoma State (1.27.20)
Assists	3	vs. Kansas City (12.14.19)
Blocks	2	vs. Kansas City (12.14.19)
Steals	2	5x, last at Oklahoma State (1.27.20)
Minutes	33	at Oklahoma State (1.27.20)

NOTES

Averaging 6.4 ppg and 3.4 rpg in Big 12 play ... Is 7-for-9 FGs in last two games ... His 13 points vs. Iowa State (2/17) were his most in six games ... Had 16 points and a career-high nine rebounds at Oklahoma State (1/27) ... Posted a career-high 20 points vs. Kansas State (1/21) ... Comes from an athletic family as his mother, father, aunt and uncle all played NCAA Division I basketball and his brother (Parker) is a forward at Missouri ... Won three-straight state titles in high school ... One of three state Gatorade Players of the Year on the KU roster.

4 ISAIAH MOSS

TR-Sr. • Guard • 6-5 • 208 • Chicago, Ill. • Simeon Career Academy • Iowa

2019-20 SEASON STATS

PPG	RPG	APG	FG%	3FG%	FT%
8.2	2.0	0.5	41%	37%	89%
CAREER (includes at Iowa 2016-19)					
8.7	2.2	1.3	41%	39%	83%

CAREER HIGHS (*AT IOWA)

Points	32*	at Minnesota (2.21.18)
Field Goals	12*	at Minnesota (2.21.18)
Rebounds	10*	2x, last vs. Maryland (2.19.19)
Assists	6*	2x, last vs. Illinois (1.20.19)
Blocks	2*	4x, last vs. W. Carolina (12.18.18)
Steals	5*	vs. Indiana (3.9.17)
Minutes	38	at Oklahoma (1.14.20)

NOTES

Has played 20-plus minutes in his last six games and eight of his last nine contests ... Has started the last three games and five this season ... Ranks 12th in the Big 12 in 3FG made (1.7) ... Team leader with 44 3FGs ... Has made 3+ 3FGs in seven games ... Scored 10 of his 13 points in the second half at West Virginia (2/12) ... Played a career-high 38 minutes in his first start at KU, scoring 20 points with 6-for-11 3FGs at Oklahoma (1/14) ... A graduate transfer from Iowa who started three seasons for the Hawkeyes ... Has 1,119 career points.



5 ELIJAH ELLIOT

RS-FR • Guard • 6-3 • 185 • Southlake, Texas • Carroll Senior HS

2019-20 SEASON STATS

PPG	RPG	APG	FG%	3FG%	FT%
0.8	0.1	0.3	75%	100%	-
CAREER					
0.8	0.1	0.3	75%	100%	-

CAREER HIGHS

Points	3	vs. Chaminade (11.25.19)
Field Goals	1	3x, last vs. Kansas City (12.14.19)
Rebounds	1	vs. Monmouth (11.15.19)
Assists	1	3x, last vs. Kansas State (1.21.20)
Blocks	-	-
Steals	-	-
Minutes	5	vs. Monmouth (11.15.19)

NOTES

Has appeared in nine games this season, including four in Big 12 play (vs. Kansas State, at Oklahoma State, vs. Oklahoma, vs. Iowa State) ... Had an assist vs. Kansas State (1/21) ... Scored two points vs. Kansas City (12/4) ... Drained a 3-pointer in scoring three points with one assist vs. Chaminade (11/25) ... Made his first appearance of the season and scored his first KU career points with two vs. Monmouth (11/15) ... A shooting guard who adds depth on the perimeter ... An invited walk-on who joined the team in summer 2018.

10 JALEN WILSON

FR • Guard • 6-8 • 215 • Denton, Texas • John H. Guyer HS

2019-20 SEASON STATS

PPG	RPG	APG	FG%	3FG%	FT%
0.0	0.0	0.0	0%	0%	-
CAREER					
0.0	0.0	0.0	0%	0%	-

CAREER HIGHS

Points	-	-
Field Goals	-	-
Rebounds	-	-
Assists	-	-
Blocks	-	-
Steals	-	-
Minutes	2	vs. Duke (11.5.19)

NOTES

Bill Self announced he would redshirt Feb. 12 ... Broke his ankle vs. UNCG (11/8) ... Logged two minutes vs. #4 Duke (11/5) ... Had three points and two assists in the exhibition win vs. Pittsburg State (10/31) ... Started and had six points, three rebounds and one assist in 24 minutes in the exhibition win vs. Fort Hays State (10/24) ... A multi-talented forward who brings great size, skill and versatility and can play big and small ... Comes from an athletic family as both parents played college basketball.

12 CHRIS TEAHAN

JR • Guard • 6-4 • 195 • Leawood, Kan. • Rockhurst HS

2019-20 SEASON STATS

PPG	RPG	APG	FG%	3FG%	FT%
0.8	0.1	0.1	38%	38%	-
CAREER					
0.8	0.3	0.1	38%	33%	100%

CAREER HIGHS

Points	4	vs. Toledo (11.28.17)
Field Goals	1	9x, last vs. Iowa State (2.17.20)
Rebounds	3	vs. South Dakota State (11.17.17)
Assists	1	3x, last vs. Monmouth (11.15.19)
Blocks	-	-
Steals	-	-
Minutes	7	vs. Monmouth (11.15.19)

NOTES

A fan favorite ... Has played in 11 games this season, including five in Big 12 play ... Has scored in three games in 2019-20 ... Had three points in two minutes vs. Iowa State (2/17). **2018-19:** Played in 11 games, including seven Big 12 games ... Scored his first points of the season with a 3-pointer vs. West Virginia (2/16). **2017-18:** Appeared in 10 games, two in conference play and three postseason ... An invited walk-on who was a two-sport athlete at Rockhurst HS in Kansas City, Missouri ... Older brother, Conner, played five seasons at KU and on two Final Four teams (2008 and 2012).

13 TRISTAN ENARUNA (en-uh-ROO-nuh)

FR • G/F • 6-8 • 200 • Flevoland, Netherlands • Wasatch Academy [Utah]

2019-20 SEASON STATS

PPG	RPG	APG	FG%	3FG%	FT%
2.6	2.4	0.7	35%	25%	50%
CAREER					
2.6	2.4	0.7	35%	25%	50%

CAREER HIGHS

Points	9	vs. UNCG (11.8.19)
Field Goals	3	2x, last vs. Monmouth (11.15.19)
Rebounds	5	4x, last at Oklahoma State (1.27.20)
Assists	4	vs. E. Tennessee State (11.19.19)
Blocks	2	2x, last vs. Chaminade (11.25.19)
Steals	4	vs. E. Tennessee State (11.19.19)
Minutes	23	vs. E. Tennessee State (11.19.19)

NOTES

A regular who averages 11.5 minutes per contest ... Has nine games with four or more rebounds, including four vs. Iowa State (2/17) ... Scored six points, with two steals vs. Kansas State (1/21) ... Had five points, two rebounds, two blocked shots and one steal in career debut against #4 Duke (11/5) ... A versatile player recruit who has a 7-foot wingspan ... Guarded all five positions while in high school ... Gained valuable experience in summer 2019 playing for the Netherlands in the U18 FIBA European Championship.

20 MICHAEL JANKOVICH (JANK-oh-vitch)

FR • Guard • 6-5 • 185 • Dallas, Texas • Northfield Mount Hermon [Mass.]

2019-20 SEASON STATS

PPG	RPG	APG	FG%	3FG%	FT%
1.3	0.0	0.1	50%	50%	75%
CAREER					
1.3	0.0	0.1	50%	50%	75%

CAREER HIGHS

Points	5	vs. Monmouth (11.15.19)
Field Goals	1	3x, last vs. Kansas State (1.21.20)
Rebounds	-	-
Assists	1	vs. Chaminade (11.25.19)
Blocks	-	-
Steals	1	vs. Chaminade (11.25.19)
Minutes	5	vs. Monmouth (11.15.19)

NOTES

Has played in nine games this season ... Scored four points vs. Kansas State (1/21) ... Made a 3-pointer vs. KC (12/14) ... Played four minutes vs. Chaminade (11/25) with one assist and one steal ... Scored five points, one 3-pointer, in five minutes vs. Monmouth (11/15) in his college debut ... An invited walk-on who has solid range from beyond the arc ... Son of SMU head coach Tim Jankovich, who spent five seasons as an assistant coach on Bill Self's staffs at Illinois and Kansas ... Lived in Lawrence from ages 4-8 while his father was on the KU staff.

22 SILVIO DE SOUSA (deh-SOE-suh)

JR • Forward • 6-9 • 245 • Luanda, Angola • IMG Academy (Fla.)

2019-20 SEASON STATS

PPG	RPG	BPG	FG%	3FG%	FT%
2.6	2.8	0.8	47%	67%	52%
CAREER					
3.3	3.3	0.5	59%	67%	61%

CAREER HIGHS

Points	16	vs. West Virginia (3.10.18)
Field Goals	8	vs. West Virginia (3.10.18)
Rebounds	11	vs. Kansas State (3.9.18)
Assists	1	6x, last vs. Kansas City (12.14.19)
Blocks	3	3x, last vs. Kansas State (1.21.20)
Steals	1	3x, last vs. E. Tenn. State (11.19.19)
Minutes	26	2x, last vs. vs. Duke (3.25.18)

NOTES

Suspended 12 games by the Big 12 on Jan. 22 ... Has played in 18 games, averaging 8.4 minutes ... Tied a career high with three blocks vs. Kansas State (1/21) ... Set a season high with seven rebounds vs. Kansas City (12/14) ... Had a season-high 11 points with six rebounds vs. Monmouth (11/15). **2017-18:** Averaged 4.8 points and 5.4 rebounds in the 2018 NCAA Tournament ... Tied season high with 26 minutes vs. Duke (3/25) with 10 rebounds and scoring four points ... Averaged 20.0 minutes, 10.0 ppg and 9.7 rpg in the Big 12 Championship ... Pulled down six or more rebounds seven times.

30 OCHAI AGBAJI (OCH-eye uh-BAH-gee)

SO • Guard • 6-5 • 210 • Kansas City, Mo. • Oak Park HS

2019-20 SEASON STATS

PPG	RPG	APG	FG%	3FG%	FT%
10.0	4.3	2.1	43%	34%	65%
CAREER					
9.3	4.4	1.6	43%	33%	67%

CAREER HIGHS

Points	24	at Texas (1.29.19)
Field Goals	8	3x, last vs. Colorado (12.7.19)
Rebounds	12	vs. Colorado (12.7.19)
Assists	4	5x, last at Villanova (12.21)
Blocks	2	2x, last vs. Texas Tech (2.1.20)
Steals	4	vs. Duke (11.5.19)
Minutes	45	vs. Dayton (11.27.19)

NOTES

A starter who has logged 30-plus minutes in 22 games this season ... Ranks 13th in the Big 12 in steals (1.4) ... Second on team with 41 3FGs and third with 37 steals ... Has pulled down six-plus rebounds in seven games this season ... Had 14 points on 6-of-10 shooting vs. Iowa State (2/17) ... Scored a season high 22 points vs. Milwaukee (12/10) ... Had a DD with 20 points and a career-high 12 rebounds vs. Colorado (12/7). **2018-19:** Started the final 16 games of the season ... Had three 20-point games and seven 10+ point contests.

33 DAVID McCORMACK

SO • Forward • 6-10 • 265 • Norfolk, Va. • Oak Hill Academy

2019-20 SEASON STATS

PPG	RPG	BPG	FG%	3FG%	FT%
7.1	4.2	0.4	56%	0%	82%
CAREER					
5.2	3.5	0.4	58%	0%	71%

CAREER HIGHS

Points	28	vs. Kansas City (12.14.19)
Field Goals	11	vs. Kansas City (12.14.19)
Rebounds	13	vs. Duke (11.5.19)
Assists	4	vs. Monmouth (11.15.19)
Blocks	3	vs. Texas Tech (2.1.20)
Steals	2	4x, last vs. Kansas City (12.14.19)
Minutes	29	2x, last vs. Duke (11.5.19)

NOTES

Second on the team with a 55.7 FG% ... Has started 18 games ... Scored 10 points vs. Iowa State (2/17) ... Had six points and four rebounds in eight minutes at TCU (2/8) ... Had 16 points and seven rebounds in 18 minutes at Iowa State (1/8) ... Had a career-high 28 points, on 11-of-14 FGs, with seven rebounds and two steals in 16 minutes vs. Kansas City (12/14) ... Had 16 points, on 7-of-9 FGs, vs. BYU (11/16) ... Posted first career DD with 17 points and 11 rebounds vs. Monmouth (11/15). **2018-19:** Started the final 13 games of the season.

35 UDOKA AZUBUIKE (az-uh-BOO-kee)

SR • Center • 7-0 • 270 • Delta, Nigeria • Potter's House Christian Academy

2019-20 SEASON STATS

PPG	RPG	BPG	FG%	3FG%	FT%
13.1	10.1	2.6	74%	-	42%
CAREER					
12.0	7.7	2.0	74%	-	41%

CAREER HIGHS

Points	29	vs. Dayton (11.27.19)
Field Goals	13	at Nebraska (12.16.17)
Rebounds	19	at Baylor (2.22.20)
Assists	4	2x, last vs. Kansas City (12.14.19)
Blocks	7	vs. Baylor (1.11.20)
Steals	3	2x, last vs. E. Tenn. State (11.19.19)
Minutes	36	at Baylor (2.22.20)

NOTES

3x Big 12 Player of the Week (1/27, 2/10, 2/24) ... Leads the NCAA in FG% (74.0) ... Only player in the Big 12 to average a DD (13.1 ppg, 10.1 rpg) ... Is first in the Big 12 in FG%, DDs (12) and rebounding (10.1), second in blocked shots (2.6) and 13th in scoring (13.1) ... Has 43 blocks in his last 13 games ... Set career high with 19 rebounds at Baylor (2/22) ... Co-MVP of Maui Invitational ... On all national POY watch lists ... Preseason Big 12 Player of the Year and All-Big 12 ... Kareem Abdul-Jabaar Award finalist (1 of 10). .... Preseason All-America HM by AP.

44 MITCH LIGHTFOOT

SR • Forward • 6-8 • 225 • Gilbert, Ariz. • Gilbert Christian HS

2018-19 SEASON STATS

PPG	RPG	BPG	FG%	3FG%	FT%
2.4	2.9	1.0	54%	20%	51%
CAREER					
2.6	2.4	1.0	56%	33%	53%

CAREER HIGHS

Points	11	vs. Oakland (11.24.17)
Field Goals	4	4x, last vs. Kansas State (3.9.18)
Rebounds	11	vs. Penn (3.15.18)
Assists	3	at Oklahoma State (3.2.19)
Blocks	6	at TCU (1.6.18)
Steals	2	at Iowa State (2.13.18)
Minutes	31	vs. Kansas State (2.25.19)

NOTES

Announced Nov. 2 that he will redshirt 2019-20 ... Completed his undergrad degree in economics in Dec. 2019 and is working on a sport management masters ... Averaged 8.0 ppg in exhibition play ... **2018-19:** Pulled down seven rebounds with five points vs. Northeastern (3/21) ... Led KU with 14 charges drawn and is second with 33 blocked shots. **2017-18:** Started seven games ... Pulled down a career-high 11 rebounds vs. Penn (3/18) with nine points in the NCAA Tournament ... Finished second on the team with 54 blocked shots.

DEVON DOTSON

ALL-AMERICAN CANDIDATE

2019-20 ACCOLADES

Sporting News Midseason All-America Third Team | Wooden Award Late Season Top-20 | Bob Cousy Award Finalist (1 of 10) | 3x Big 12 Player of the Week | Sporting News Midseason All-America Third Team | Oscar Robertson Player of the Year Midseason Watch List | Maui Invitational Co-MVP & All-Tournament Team | NABC Player of the Year Watch List | Naismith Trophy Watch List (1 of 50) | Preseason Associated Press All-America Honorable Mention | Preseason All-Big 12

NATIONAL AWARD WATCH LISTS

NABC | Wooden Award Player of the Year presented by Wendy's | Oscar Robertson Trophy | Citizen Naismith Trophy Watch List | Bob Cousy Award

- THE **ONLY** PLAYER IN A MAJOR CONFERENCE AVERAGING 18+ PPG, 4.0+ RPG, 4.0+ APG AND 2.0+ SPG THIS SEASON.
- RANKS AMONG THE **TOP-5 IN THE BIG 12** IN SCORING (1ST, 18.4), FREE THROWS MADE (1ST, 118), STEALS PER GAME (2ND, 2.1) AND FIELD GOAL PERCENTAGE (4TH, 47.3%).
- ON FEB. 8 AT TCU, BECAME JUST **THE SECOND KU PLAYER AND THE FIRST IN THE BILL SELF ERA** TO HAVE 18+ POINTS, 10+ ASSISTS AND 5+ REBOUNDS IN A BIG 12 GAME. (KIRK HINRICH, 2.25.2001 VS. NEBRASKA)
- **ONE OF FOUR** UNDERCLASSMEN IN THE NATION LISTED AT 6-2 OR SHORTER AVERAGING 18.0+ PPG IN 2019-20.
- HAS SHOT 50 PERCENT FROM THE FIELD OR BETTER IN 13 OF HIS 26 OUTINGS THIS SEASON.

KU x Big 12

"Devon Dotson is the fastest player from end to end with the ball in the country. Nobody attacks the basket with more courage than he does. ***He is as good as any guard in America***."

- Jay Bilas, ESPN

"I really like his game. He's fast, athletic, he gets in the lane, he makes plays for his teammates. He's a really good player."

- Desmond Bane, TCU senior guard

"Dotson's a dynamic player. ***He's got poise and composure about him***. They really feed off of him. When they need it most, he makes big baskets."

- Chris Beard, Texas Tech HC

"What Devon Dotson has done in two years as Kansas' starting point guard is remarkable. This season, he has added prolific scoring to his many great attributes. ***In a season that has featured great point guards, his résumé stacks up with anyone's***."

- Fran Fraschilla, ESPN



UDOKA AZUBUIKE

ALL-AMERICAN CANDIDATE

2019-20 ACCOLADES

Kareem Abdul-Jabbar Center of the Year Finalist | Senior CLASS Award Finalist | Wooden Award Late Season Top 20 | 2x Big 12 Player of the Week (1.27.20, 2.10.20) | Sporting News Midseason All-America Third Team | Maui Invitational Co-MVP & All-Tournament Team | NABC Player of the Year Watch List (1 of 20) Naismith Trophy Watch List (1 of 50) | Preseason Associated Press All-America HM | Preseason All-Big 12

NATIONAL AWARD WATCH LISTS

SENIOR CLASS AWARD

NABC

Wooden Award

CITIZEN NAISMITH TROPHY WATCH LIST

KAREEM ABDUL-JABBAR AWARD

SINCE THE CALENDAR TURNED TO 2020, HIS 3.3 BLOCKS PER GAME RANK **NO. 3** IN THE NATION.

CURRENTLY RANKS **NO. 1** ON THE NCAA'S ALL-TIME FIELD GOAL PERCENTAGE LIST, BOASTING A CAREER CLIP OF 74.3%.

THE **ONLY** PLAYER IN THE NCAA AVERAGING A DOUBLE-DOUBLE AND THREE OR MORE BLOCKS IN CONFERENCE PLAY THIS SEASON.

IN HIS COLLEGIATE CAREER, KANSAS IS **28-1** (12-0 THIS SEASON) WHEN HE SCORES 15 OR MORE POINTS. KU IS ALSO 18-1 ALL-TIME WHEN HE POSTS A DOUBLE-DOUBLE.

ON FEB. 22 AT BAYLOR, BECAME THE **FIRST PLAYER SINCE 1996-97** TO TALLY 20+ POINTS, 15+ REBOUNDS AND 3+ BLOCKS AGAINST AN ASSOCIATED PRESS NO. 1 TEAM.

"He is a force inside that no other team can match. With his strength, and now with his mobility, ***he is the best low-post big guy in the country.*** There aren't many in that class."

- Jay Bilas, ESPN

"He's probably ***one of the best big men in the country*** and his numbers are representative of that." *- Pat Baldwin, Milwaukee head coach*

"Udoka Azubuike is 'the immovable force of college basketball.' He is virtually unstoppable in the painted area. Because of his improved conditioning, he has now become one of the country's best defensive players, as well. ***He's a monster***."

- Fran Fraschilla, ESPN

"I really respect him because we played him a year ago and he has really improved. I love watching tape of him and watching how he has tried to improve."

- Rick Barnes, Tennessee head coach