KANSAS

#KUbball
/KANSASBASKETBALL
@KUHOOPS
@KUHOOPS

MARCH 4, 2020 | TCU | GAME NOTES — KANSAS COMMUNICATIONS

JAYHAWKS

26-3	15-1	#1 / #1
OVERALL	BIG 12	RANKING (AP/COACHES)

Bill Self, HEAD COACH
499-109 (.821), RECORD AT KU, 17TH SEASON

-VS-

HORNED FROGS

16-13	7-9	- / -
OVERALL	BIG 12	RANKING (AP/COACHES)

Jamie Dixon, HEAD COACH
84-54 (.609), RECORD AT TCU, FOURTH SEASON

SCHEDULE (H: 14-1; A: 9-1; N: 3-1)

Date	KU Rnk	OPP Rnk	Opponent	TV	Time/Result
NOVEMBER (6-1)					
5	3/3	4/4	vs. Duke!	ESPN	L, 66-68
8	3/3	-/-	UNCG	ESPNU	W, 74-62
15	5/3	-/-	MONMOUTH	B12 NOW	W, 112-57
19	4/5	-/-	EAST TENNESSEE ST.~	B12 NOW	W, 75-63
25	4/5	-/-	vs. Chaminade#	ESPNU	W, 93-63
26	4/5	-/-	vs. BYU#	ESPN	W, 71-56
27	4/5	rv/rv	vs. Dayton#	ESPN	W, 90-84 (ot)
DECEMBER (4-1)					
7	2/3	20/21	COLORADO	ESPN2	W, 72-58
10	2/3	-/-	MILWAUKEE	B12 NOW	W, 95-68
14	2/3	-/-	KANSAS CITY^	B12 NOW	W, 98-57
21	1/1	18/14	at Villanova	FOX	L, 55-56
29	5/5	rv/rv	at Stanford	ABC	W, 72-56
JANUARY (7-1)					
4	3/3	16/17	WEST VIRGINIA*	B12 NOW	W, 60-53
8	3/3	-/-	at Iowa State*	B12 NOW	W, 79-53
11	3/3	4/4	BAYLOR*	CBS	L, 55-67
14	6/7	-/-	at Oklahoma*	ESPN	W, 66-52
18	6/7	-/-	at Texas*	ESPN	W, 66-57
21	3/3	-/-	KANSAS STATE*	ESPN2	W, 81-60
25	3/3	-/-	TENNESSEE<	ESPN	W, 74-68
27	3/3	-/-	at Oklahoma State*	ESPN2	W, 65-50
FEBRUARY (9-0)					
1	3/3	rv/rv	TEXAS TECH*	ESPN	W, 78-75
3	3/3	-/-	TEXAS*	ESPN	W, 69-58
8	3/3	-/-	at TCU*	ESPN2	W, 60-46
12	3/3	14/14	at West Virginia*	B12 NOW	W, 58-49
15	3/3	-/rv	OKLAHOMA*	ESPN	W, 87-70
17	3/3	-/-	IOWA STATE*	ESPN	W, 91-71
22	3/3	1/1	at Baylor*	ESPN	W, 64-61
24	1/1	-/-	OKLAHOMA STATE*	ESPN	W, 83-58
29	1/1	-/-	at Kansas State*	CBS	W, 62-58
MARCH					
4	1/1	-/-	TCU*	B12 NOW	7 p.m.
7	1/1	rv/rv	at Texas Tech*	ESPN	1 p.m.
11-14	Big 12 Championship			TBD	TBD

All times Central and subject to change
Rank: AP Top 25 / USA Today Coaches' Poll
*! State Farm Champions Classic (New York, N.Y.); ~ Maui Invitational (Campus Round); # Maui Invitational (Lahaina, Hawai'i); ^ Jayhawk Shootout (Kansas City, Mo.); < Big 12/SEC Challenge; * Big 12 Conference Game*

COMMUNICATIONS

CHRIS THEISEN
Asst. AD for Comms.
e theisen@ku.edu
c 785.331.9356

BRAD GILBERT
Asst. Comms. Director
e brgilbert@ku.edu
c 785.424.4008

GAME 30

TCU AT KANSAS

Senior Night
Lawrence, Kan. • Allen Fieldhouse (16,300)
Wednesday, March 4, 2020 • 7 p.m. (CT)

BIG 12 NOW ON ESPN+

Play-by-Play: Mark Neely
Analyst: Lance Blanks
Producer: Sean Jackson
Director: Eric Swaringen

JAYHAWK RADIO NETWORK

Radio: IMG Jayhawk Radio Network
Webcast: KUAthletics.com/Radio
Play-by-Play: Brian Hanni
Analyst: Greg Gurley
Producer/Engineer: Steve Kincaid

TIPOFF

- Kansas will honor two senior student-athletes – Udoka Azubuike and Isaiah Moss – four student managers – Casey Cohen, Alex Lux-Bolivar, Danny Meyers and Lexi Price – March 4 on Senior Night against TCU.
- Beginning in 1983-84, Kansas has won a mindboggling 36-consecutive home finales or "Senior Nights".
- A Kansas win would: 1. Clinch at least a share of the 2020 Big 12 regular-season title (KU's 62nd overall and 19th Big 12); 2. Mark head coach Bill Self's 500th win while at KU; 3. Give KU its 37th-consecutive Senior Night victory.
- The KU-TCU contest features the top two scorers in the Big 12 – Devon Dotson of KU (18.2 ppg) and Desmond Bane of TCU (16.1 ppg). It also has the two leading shot blockers in the league – Kevin Samuel of TCU (2.8) and Udoka Azubuike of KU (2.6).
- KU's 13-game Big 12 winning streak is the most by a Kansas team since the 2009-10 Jayhawks won 13-straight.
- KU is No. 1 in the NET rankings as of March 3 games. The Jayhawks' strength of schedule is also No. 1. Kansas is one of only two schools (Baylor) with 11 Quadrant 1 wins, currently at 11-3 against Q1 opponents this season.
- Kansas ranks in the top-10 nationally in field goal percentage defense (third at 37.6%), scoring margin (sixth at +14.4), scoring defense (eighth at 60.5) and field goal percentage (10th at 48.5%).
- Udoka Azubuike recorded his 1,000th-career point on Feb. 24 vs. Oklahoma State. He is the sixth Jayhawk to post 1,000 points, 600 rebounds and 150 blocks in a career.
- Sophomore Devon Dotson, one of five finalists for the Bob Cousy Award, leads the Big 12 in scoring at 18.2 ppg. He is looking to become the fifth Jayhawk and the eighth underclassman to be the league's top scorer.
- Dotson and Azubuike are members of watch lists for the Naismith Trophy, Wooden Award and Oscar Robertson Trophy, all given to the Player of the Year. Garrett is one of 10 Naismith Defensive Player of the Year semifinalists.

READ MORE ON KU'S POSTSEASON AWARD CANDIDATES ON PGS. 51-53

SERIES AT A GLANCE (MORE ON PG. 47)

OVERALL	KANSAS LEADS, 19-2
in Lawrence (AFH)	KU leads, 8-0 (7-0)
Last Meeting	W, 60-46 @ TCU, 2/8/20

KANSAS		TCU
74.9	<< POINTS PER GAME	65.6
48.5	<< FG%	42.1
35.0	<< 3FG%	34.2
67.2	<< FT%	63.5
38.4	<< REBOUNDS PER GAME	35.4
14.2	ASSISTS PER GAME >>	14.6
4.8	BLOCKS PER GAME >>	5.0
7.7	<< STEALS PER GAME	6.9
60.5	<< SCORING DEFENSE	64.9
37.6	<< FG% DEFENSE	43.2
29.9	<< 3FG% DEFENSE	35.7
+6.4	<< REBOUND MARGIN	+2.1
1.1	<< AST-TO RATIO	1.0

LAST GAME STARTERS

1 DOTSON, SO • GUARD	0 GARRETT, JR • GUARD	30 AGBAJI, SO • GUARD	4 MOSS, SR • GUARD	35 AZUBUIKE, SR • CENTER
MIN 34.7	MIN 32.1	MIN 33.3	MIN 24.0	MIN 27.4
PPG 18.2	PPG 9.2	PPG 10.0	PPG 8.2	PPG 13.1
FG% 47.2	FG% 43.8	FG% 42.6	FG% 40.2	FG% 74.0
AST 4.0	AST 4.7	3FG% 33.8	3FG% 36.4	REB 10.3
STL 2.1	REB 4.4	REB 4.2	REB 2.2	BLK 2.6

NUMERICAL ROSTER

NO.	NAME	POS.	HT.	WT.	YR.	EXP.	HOMETOWN / HIGH SCHOOL / PREVIOUS SCHOOL
0	Marcus Garrett	G	6-5	195	Jr.	2L	Dallas, Texas / Skyline HS
1	Devon Dotson	G	6-2	185	So.	1L	Charlotte, N.C. / Providence Day School
2	Christian Braun	G	6-6	205	Fr.	HS	Burlington, Kan. / Blue Valley Northwest HS
3	Dajuan Harris	G	6-1	160	Fr.	HS	Columbia, Mo. / Rock Bridge HS
4	Isaiah Moss	G	6-5	208	TR-Sr.	3L	Chicago, Ill. / Simeon Career Academy / Iowa
5	Elijah Elliott	G	6-3	185	RS-Fr.	RS	Southlake, Texas / Carroll Senior HS
10	Jalen Wilson	F	6-8	215	Fr.	HS	Denton, Texas / John H. Guyer HS
12	Chris Teahan	G	6-4	195	Jr.	2L	Leawood, Kan. / Rockhurst HS
13	Tristan Enaruna	G/F	6-8	200	Fr.	HS	Almere, Flevoland, Netherlands / Wasatch Academy [Utah]
20	Michael Jankovich	G	6-5	185	Fr.	HS	Dallas, Texas / Northfield Mount Hermon [Mass.]
22	Silvio De Sousa	F	6-9	250	Jr.	1L	Luanda, Angola / IMG Academy [Fla.]
30	Ochai Agbaji	G	6-5	210	So.	1L	Kansas City, Mo. / Oak Park HS
33	David McCormack	F	6-10	265	So.	1L	Norfolk, Va. / Oak Hill Academy
35	Udoka Azubuike	C	7-0	255	Sr.	3L	Delta, Nigeria / Potter's House Christian Academy [Fla.]
44	Mitch Lightfoot	F	6-8	225	Sr.	2L	Gilbert, Ariz. / Gilbert Christian HS

COACHING STAFF

NAME	POSITION // YEAR AT KU	ALMA MATER // YEAR
Bill Self	Head Coach // 17th	Oklahoma State // 1985
Kurtis Townsend	Assistant Coach // 16th	Western Kentucky // 1982
Norm Roberts	Assistant Coach // 9th	Queens College // 1987
Jerrance Howard	Assistant Coach // 7th	Illinois // 2004
Fred Quartlebaum	Dir. of Basketball Operations // 6th	Fordham // 1989
Brennan Bechard	Dir. of S-A Development // 9th	Kansas // 2009
Jeremy Case	Video Coordinator // 5th	Kansas // 2005
Perry Ellis	Video Coordinator // 1st	Kansas // 2016

PRONUNCIATIONS

OCHAI AGBAJI ..... OH-chie uh-BAH-gee
UDOKA AZUBUIKE ..... you-DOE-kuh az-uh-BOO-kee
Christian BRAUN ..... BROWN
Silvio DE SOUSA ..... deh-SOE-suh
DEVON Dotson ..... DEH-vawn
Tristan ENARUNA ..... en-uh-ROO-nuh
Michael JANKOVICH ..... JANK-oh-vitch

RADIO/TV ROSTER

0 MARCUS GARRETT
Jr. · G · 6-5 · 195
Dallas, Texas

1 DEVON DOTSON
So. · G · 6-2 · 185
Charlotte, N.C.

2 CHRISTIAN BRAUN
Fr. · G · 6-6 · 205
Burlington, Kan.

3 DAJAUN HARRIS
Fr. · G · 6-1 · 160
Columbia, Mo.

4 ISAIAH MOSS
TR-Sr. · G · 6-5 · 208
Chicago, Ill.

5 ELIJAH ELLIOTT
RS-Fr. · G · 6-3 · 185
Southlake, Texas

10 JALEN WILSON
Fr. · F · 6-8 · 215
Denton, Texas

12 CHRIS TEAHAN
Jr. · G · 6-4 · 195
Leawood, Kan.

13 TRISTAN ENARUNA
Fr. · G/F · 6-8 · 200
Flevoland, Netherlands

20 MICHAEL JANKOVICH
Fr. · G · 6-5 · 185
Dallas, Texas

22 SILVIO DE SOUSA
Jr. · F · 6-9 · 245
Luanda, Angola

30 OCHAI AGBAJI
So. · G · 6-5 · 210
Kansas City, Mo.

33 DAVID McCORMACK
So. · F · 6-10 · 265
Norfolk, Va.

35 UDOKA AZUBUIKE
Sr. · C · 7-0 · 255
Delta, Nigeria

44 MITCH LIGHTFOOT
Sr · F · 6-8 · 225
Gilbert, Ariz.

BILL SELF
Head Coach
17th Season

KURTIS TOWNSEND
Assistant Coach
16th Season

NORM ROBERTS
Assistant Coach
Ninth Season

JERRANCE HOWARD
Assistant Coach
Seventh Season

TCU HORNED FROGS

NO.	NAME	HT.	WT.	POS.	YR.	HOMETOWN / PREVIOUS SCHOOL
0	Mickey Pearson Jr.	6-7	200	F	Fr.	Lincoln, Ala. / Hargrave Military (Va.)
1	Desmond Bane	6-6	215	G	Sr.	Richmond, Ind. / Seton Catholic HS
2	Edric Dennis Jr.	6-3	190	G	Sr.	Dallas, Texas / DeSoto HS (UT-Arlington)
3	Francisco Farabello	6-2	183	G	Fr.	Cañada de Gómez, Argentina / NBA Global Academy (Aus.)
4	PJ Fuller	6-4	175	G	Fr.	Seattle, Wash. / Findlay Prep (Nev.)
5	Jaire Grayer	6-5	210	G	Sr.	Flint, Mich. / IMG Academy (Fla.) / George Mason
10	Diante Smith	6-7	200	F	Fr.	Fort Walton Beach, Fla. / Choctawhatchee HS
11	Taryn Todd	6-3	175	G	Fr.	Vaughan, Ontario, Canada / Findlay Prep (Nev.)
12	Justin Huelskamp	6-4	190	G	Fr.	Fresno, Calif. / San Joaquin Memorial HS
13	Dylan Arnette	6-3	175	G	R-Fr.	DeSoto, Texas / Dallas Carter HS
14	Quinton Uribe	5-10	140	G	Fr.	San Antonio, Texas / Alamo Heights HS
15	Kevin Easley Jr.	6-7	225	F	So.	Indianapolis, Ind. / Lawrence North HS / Chattanooga
20	Anthony Lucenti	6-3	210	G	Fr.	Manhattan Beach, Calif. / Loyola HS
21	Kevin Samuel	6-11	250	C	So.	Codrington Village, Barbuda / Redemption Christian (Texas)
22	RJ Nembhard	6-5	195	G	So.	Keller, Texas / Keller HS
23	Jaedon LeDee	6-9	235	F	So.	Houston, Texas / The Kinkaid School / Ohio State
30	Harrison Young	5-11	170	G	Fr.	Auckland, New Zealand / Impact Basketball Academy (Fla.)
31	Owen Aschieris	6-1	165	G	Jr.	San Diego, Calif. / Santa Fe Christian School
35	Nikola Vasiljevic	6-4	190	G	Fr.	Belgrade, Serbia / North Central Texas Academy (Texas)

Head Coach: Jamie Dixon | **Assistant Coaches:** Ryan Miller, Tony Benford, Duane Broussard

ABOUT KANSAS

No. 1/1 Kansas (26-3, 15-1 Big 12) hosts TCU on Senior Night, March 4 at 7 p.m. on Big 12 NOW on ESPN+. Kansas, which is currently enjoying the nation's third-longest active winning streak at 14 games, is 14-1 in home games this season and 13-1 in Allen Fieldhouse. The Jayhawks have won their last seven home contests.

Kansas leads the Big 12 in scoring (74.9), scoring margin (+14.4), field goal percentage (48.5), field goal percentage defense (37.6) and rebounding defense (32.0). Kansas has held 17 opponents to 60 points or less this season, including 14 of its last 20 foes.

A Bob Cousy Point Guard of the Year finalist, sophomore guard Devon Dotson leads the Big 12 in scoring at 18.2 points per game, which includes a 25-point performance at Kansas State (2/29), his ninth 20-point effort of the season. A three-time Big 12 Player of the Week (12/2, 12/16, 2/3) who is on every national player of the year watch list, Dotson leads Kansas with 58 steals and is second on the squad with 113 assists. He ranks among the Big 12 leaders in scoring, steals (second at 2.1), field goal percentage (third at 47.2), assists (sixth at 4.0) and assist-to-turnover ratio (sixth at 1.7).

BIG 12 SCORING LEADERS

	Player (School)	GMS	FG	3FG	FT	PTS	Pts/Gm
1.	**Devon Dotson (KU)**	**28**	**171**	**35**	**132**	**509**	**18.2**
2.	Desmond Bane (TCU)	29	172	80	43	467	16.1
3.	Jared Butler (BU)	29	161	76	61	459	15.8
4.	Kristian Doolittle (OU)	28	163	27	90	443	15.8
5.	Jahmi'us Ramsey (TTU)	26	146	58	50	400	15.4

Also on most every national player of the year watch list, senior center Udoka Azubuike leads the NCAA in field goal percentage at 74.4%. He is the only player in the Big 12 averaging a double-double with 13.4 ppg and 10.4 rpg. He is averaging 17.5 ppg and 14.8 rpg in his last four outings with 12 blocked shots. Azubuike also leads the Big 12 in double-doubles with 13. Azubuike has been a force in Big 12 play as he is the only player in the NCAA averaging a double-double (13.3 ppg, 11.6 rpg) and 3+ blocks (3.2 bpg) in conference games this season.

2019-20 NCAA FIELD GOAL PERCENTAGE LEADERS (MIN. 5 MADE FGs PER GAME)

	Player (School)	GMS	FG	FGA	FG%
1.	**Udoka Azubuike (Kansas)**	**29**	**162**	**219**	**74.0**
2.	Shamarkus Kennedy (McNeese)	28	203	295	68.8
3.	Osasumwen Osaghae (FIU)	29	147	216	68.1
4.	Nick Richards (Kentucky)	30	155	235	66.0
5.	Matt Dentlinger (South Dakota St.)	31	157	247	63.6

Sophomore guard Ochai Agbaji is second on the team with 44 3-pointers made this season. He is 13th in the league in steals (1.3). Agbaji, who has two 20-point efforts in 2019-20, averages 10.0 points and 4.2 rebounds per game.

Named a semifinalist for the Naismith Defensive Player of the Year (1 of 10), junior guard Marcus Garrett has 22 steals in his last eight games, including four versus Oklahoma (2/15), where he also posted career-highs in points (24) and 3-pointers (6). He leads the conference in assist-to-turnover ratio (2.6). Garrett has stepped up his play in league action, averaging 9.4 points, 4.6 rebounds, and he leads the league with 5.3 assists and a 2.5 assist-to-turnover ratio versus Big 12 foes. Overall, Garrett averages 9.2 ppg, 4.4 rpg, 4.7 apg and 1.8 steals.

A graduate transfer from Iowa, senior guard Isaiah Moss has started the last five games, seven for the season, and has averaged 9.3 points in his last three games and 4.5 rebounds in his last four outings. Moss leads KU with 47 threes this season and averages 8.2 points and 2.2 rebounds per contest.

Sophomore forward David McCormack has scored in double figures in five games this season, including two of KU's last four contests. McCormack averages 7.3 points and 4.1 rebounds. Freshman guard Christian Braun (5.3 ppg, 2.8 rpg) has scored 10 or more points in two of his last four games and five times this season. He is averaging 6.6 points and 3.4 rebounds in league play. Freshman guard/forward Tristan Enaruna (2.5 ppg, 2.3 rpg) rounds out the KU regulars.

ABOUT TCU

Located in Fort Worth, Texas, with an enrollment of 10,918, TCU is 16-13 overall and 7-9 in Big 12 play after its 75-72 win against No. 2 Baylor on Feb. 29. The Horned Frogs have won two of their last three games and three of their last five. TCU is coached by Jamie Dixon who is 84-54 in his fourth season at TCU and 412-177 in his 17th season overall. TCU is 1-8 in true road games this season.

TCU averages 65.6 points per game and has a plus-1.0 scoring margin. The Horned Frogs lead the Big 12 in 3-point field goals made at 8.4 per game and make 34.2 percent from beyond the arc attempting 24.5 per contest. TCU also leads the league in blocked shots at 4.97 per outing. TCU pulls down 35.4 rebounds per game and has a plus-2.1 rebound margin. The Horned Frogs also average 14.6 assists, which are second in the conference.

Senior guard Desmond Bane leads TCU in scoring at 16.1 points per contest, which is second in the Big 12 behind KU's Devon Dotson (18.2). Bane also leads TCU with 111 assists, 45 steals and 80 3-pointers made. He leads the Big 12 in 3-point field goals made (2.8) and is second in 3-point field goal percentage at 42.6. Sophomore guard RJ Nembhard is next in scoring at 12.2 points per game and is second on the team with 91 assists. Sophomore center Kevin Samuel leads TCU in rebounds with 8.6 per contest, which is sixth in the Big 12. He leads the league in blocked shots at 2.8 and scores 10.2 points per game. Other TCU regulars include senior guard Jaire Grayer (7.4 ppg, 4.5 rpg), senior guard Edric Dennis Jr. (6.1 ppg, 24 steals), freshman guard PJ Fuller (5.8 ppg, 13 blocked shots) and freshman guard Francisco Farabello (4.1 ppg, 25 3FGs, 21 steals).

QUICK FACTS

GENERAL INFORMATION

Location . . . . . Lawrence, Kan.
Enrollment 28,510
Founded 1866
Nickname . . . . . Jayhawks
School Colors . . . . Crimson (Pantone 186) and Blue (Pantone 293)
Conference . . . . . Big 12
Chancellor . . . . . Douglas A. Girod
Athletics Director . . . . . Jeff Long
Deputy Athletics Director (MBB) . . . . . Sean Lester
Athletics Website . . . . . www.KUAthletics.com
Ticket Office Phone 1.800.34.HAWKS (42957)

HISTORY

Seasons of Basketball 122nd
First Season 1888-89
All-Time Record (Win %) . . . . . 2,300-862 (.727)
Conference Regular-Season Titles (last) 61 (2018)
Conference Postseason Tourn. Titles (last) 15 (2018)
NCAA Tournament Appearances (last) 48 (2019)
NCAA Tournament Record 108-47
Consecutive NCAA Appearances 30 (1990-pres.)
NCAA Final Four Appearances (last) 15 (2018)
NIT Appearances (last) 2 (1969)

ALLEN FIELDHOUSE

Year Opened (Seasons) . . . . . 1955 (65th season)
Capacity 16,300
Consecutive Sellouts . . . . . 305 games (Since 2001-02)
All-Time Record (Win %) . . . . . 801-114 (.875)
Record under Bill Self (Win %) . . . . . 263-14 (.949)

COACHING STAFF

Head Coach . . . . . Bill Self (Oklahoma State, '85)
Record at KU . . . . . 499-109 (17th season)
Overall Record . . . . . 706-214 (27th season)
Assistant Coach . . . . . Kurtis Townsend (W. Kentucky, '82)
16th season
Assistant Coach . . . . . Norm Roberts (Queens College, '87)
Ninth season
Assistant Coach . . . . . Jerrance Howard (Illinois, '04)
Seventh season

2018-19 REVIEW

Overall Record . . . . . 26-10 (.722)
Big 12 Record (Finish) 12-6 (3rd)
Home Record . . . . . 17-0 (16-0 in AFH)
Road Record 3-8
Neutral Record 6-2
Big 12 Championship . . . . . No. 3 Seed / Runner-Up
vs. ISU - L, 66-78
NCAA Tournament . . . . . No. 3 Seed / Second Round
vs. Auburn - L, 75-89
Associated Press Poll Ranking (final) 17
USA TODAY Coaches' Poll Ranking (final) 16

2019-20 TEAM INFORMATION

Letterwinners Returning / Lost . . . . . 8 / 6
Starters Returning / Lost . . . . . 3 / 2
Newcomers 6
Fr / So / Jr / Sr . . . . . 6 / 3 / 3 / 3

COMMUNICATIONS

Chris Theisen . . . . . Assistant AD Communications (MBB)
Phone 785.331.9356
Email . . . . . theisen@ku.edu
Brad Gilbert . . . . . Asst. Communications Director (MBB)
Phone 785.424.4008
Email . . . . . brgilbert@ku.edu
Mailing Address . . . . . Kansas Athletics Communications
1651 Naismith Drive, Parrott 1400
Lawrence, KS 66045-4069
Main Office Phone 785.864.3417
Twitter/Instagram . . . . . @KUHoops
Facebook . . . . . /KansasBasketball
Hashtags . . . . . #KUbball #RockChalk #PayHeed

MEDIA INFORMATION

Weekly Press Conference
Bill Self will conduct press conferences throughout the season. Media members should contact the communications office for accurate dates and times. Video of the press conference will stream live on *KUAthletics.com and ESPN+*. The remaining schedule is March 9, 15 (following the NCAA Tournament selection show).

Hawk Talk Radio Show
Hawk Talk, Bill Self's radio show, airs week during the season from 6-7 p.m. starting Oct. 29, on most Jayhawk Radio IMG Network stations. March 10 is the final show of the season. Hawk Talk will originate from the Johnny's Tavern West in Lawrence. The remaining schedule is March 2 and 9.

Credentials
Please apply at *www.sportssystems.com/kansas.*

JAYHAWK IMG RADIO NETWORK AFFILIATES

Abilene/Salina	KDJM-101.7 FM
Coffeyville	KGGF-104.1 FM
Concordia	KNCK-94.9 FM
Dodge City	KGNO-1370 AM
Emporia	KVOE-1400 AM
Fort Scott	KMDO-1400 AM
Fort Scott	KOMB-103.9 FM
Garden City	KBUF-1030 AM
Glen Elder	KZDY-96.3 FM
Goodland/Colby	KWGB-97.9 FM
Great Bend/Larned	KBGL-106.9 FM
Hays	KAYS-1400 AM
Hutchinson	KSKU-94.7 FM
Iola	KIOL-1370 AM
Kansas City	KCTE-1510 AM
Kansas City	KCTE-99.3 FM
Kansas City	WHB-810 AM
Lawrence (Flagship)	KLWN-1320 AM/101.7 FM
Lawrence (Flagship)	KKSW-105.9 FM
Liberal	KSCB-1270 AM
Marysville	KNDY-95.5 FM
Parsons	KLKC-1540 AM
Parsons	KLKC-93.5 FM
Phillipsburg	KKAN-1490 AM
Phillipsburg	KQMA-92.5 FM
Russell	KRSL-95.9 FM
Topeka	KMAJ-1440 AM
Topeka	KWIC 99.3 FM
Wellington	KLEY-100.3 FM
Wichita	KFH-1240 AM
Wichita	KFH-97.5 FM

ASSOCIATED PRESS (AP)

MARCH 2, 2020

RANK	SCHOOL (FIRST PLACE VOTES)	RECORD	POINTS
1	**KANSAS**	**26-3**	**1,600**
2	Gonzaga	29-2	1,514
3	**Dayton**	**27-2**	**1,453**
4	**Baylor**	**25-3**	**1,395**
5	San Diego State	28-1	1,375
6	Kentucky	24-5	1,253
7	Florida State	24-5	1,164
8	Seton Hall	21-7	1,145
9	Maryland	23-6	1,041
10	Louisville	24-6	948
11	Creighton	22-7	843
12	**Duke**	**23-6**	**809**
13	Oregon	22-7	802
14	**Villanova**	**22-7**	**779**
15	**BYU**	**24-7**	**756**
16	Michigan State	20-9	726
17	Auburn	24-5	575
18	Iowa	20-9	492
19	Ohio State	20-9	489
20	Penn State	21-8	367
21	Houston	22-7	265
22	Virginia	21-7	219
23	Illinois	20-9	208
24	Wisconsin	19-10	179
25	Michigan	18-11	94

OTHERS RECEIVING VOTES: Butler 68, UCLA 54, Stephen F. Austin 47, **East Tennessee State 31**, **West Virginia 22**, Providence 17, **Colorado 13**, Marquette 12, Arizona 9, **Texas Tech 9**, Northern Iowa 4, **Oklahoma 4**, **Stanford 4**, Arizona State 4, Wichita State 2, Saint Mary's 2, LSU 2, New Mexico State 2, USC 1, Belmont 1, Vermont 1

USA TODAY (COACHES)

MARCH 2, 2020

RANK	SCHOOL (FIRST PLACE VOTES)	RECORD	POINTS
1	**KANSAS**	**26-3**	**800**
2	Gonzaga	29-2	742
3	**Dayton**	**27-2**	**741**
4	**Baylor**	**25-3**	**694**
5	San Diego State	28-1	680
6	Kentucky	24-5	628
7	Seton Hall	21-7	567
8	Florida State	24-5	555
9	Maryland	23-6	516
10	Louisville	24-6	494
11	**Duke**	**23-6**	**419**
12	**Villanova**	**22-7**	**392**
13	Oregon	22-7	387
14	Creighton	22-7	385
15	**BYU**	**24-7**	**323**
15	Auburn	24-5	323
17	Michigan State	20-9	310
18	Iowa	20-9	301
19	Ohio State	20-9	240
20	Penn State	21-8	232
21	Houston	22-7	141
22	Virginia	21-7	79
22	Illinois	20-9	79
24	Wisconsin	19-10	78
25	Butler	20-9	60

OTHERS RECEIVING VOTES: Michigan 31, UCLA 30, **West Virginia 27**, **Colorado 26**, Northern Iowa 19, **East Tennessee State 16**, Stephen F. Austin 15, **Texas Tech 14**, Arizona 14, St. Mary's 13, Marquette 13, LSU 4, **Texas 3**, Providence 3, Yale 2, USC 2, Wichita State 1, **Stanford 1**

WEEK-BY-WEEK RANKINGS

WEEK	AP	COACHES	NCAA NET
Preseason	3 (3)	3 (1)	-
Nov. 11	5	-	-
Nov. 18	4	5 (1)	-
Nov. 25	4	5	-
Dec. 2	2 (3)	3 (1)	-
Dec. 9	2 (2)	3	-
Dec. 16	1 (47)	1 (25)	2
Dec. 23	5	5	5
Dec. 30	3	3	2
Jan. 6	3	3	2
Jan. 13	6	7	5
Jan. 20	3 (1)	3	4
Jan. 27	3 (1)	3	4
Feb. 3	3 (1)	3	4
Feb. 10	3 (1)	3	4
Feb. 17	3 (1)	3	4
Feb. 24	1 (62)	1 (30)	1
March 2	1 (64)	1 (32)	1
March 9			
March 16			
April 7			

( ) - First place votes in parenthesis

RANKINGS BREAKDOWN

	AP	COACHES
Weeks in Top 25	788 (303)	560 (316)
Weeks in Top 10	570 (228)	443 (240)
Weeks in Top 5	353 (147)	304 (158)
Weeks at No. 1	72 (32)	64 (33)
Most Consecutive Weeks in Top 25	218* (218*)	226* (226*)
Most Consecutive Weeks at No. 1	15 (9)	15 (9)
W-L vs Top 25	233-197 (102-52)	-
Home vs Top 25	92-48 (46-7)	-
Away vs Top 25	54-77 (25-22)	-
Neutral vs Top 25	87-72 (30-23)	-
W-L vs Top 10	101-109 (41-22)	-
Home vs Top 10	34-32 (14-3)	-
Away vs Top 10	22-36 (11-6)	-
Neutral vs Top 10	45-42 (16-13)	-

( ) - Bill Self era in parenthesis
* - Current Streak - longest active in the NCAA

2019-20 BIG 12 STANDINGS

Team	BIG 12 Record	Pct	Home	Away	Streak	OVERALL Record	Pct	Home	Away	Neutral	Streak
KANSAS	**15-1**	**0.938**	**7-1**	**8-0**	**W13**	**26-3**	**0.897**	**13-1**	**9-1**	**4-1**	**W14**
Baylor	15-2	0.882	8-1	7-1	W1	26-3	0.897	14-1	8-1	4-1	W1
Texas	9-8	0.529	4-4	5-4	W5	19-11	0.633	11-5	6-5	2-1	W5
Texas Tech	9-8	0.529	6-2	3-6	L3	18-12	0.600	13-4	3-7	2-1	L3
West Virginia	8-9	0.471	6-2	2-7	W1	20-10	0.667	13-2	4-8	3-0	W1
Oklahoma	8-9	0.471	6-3	2-6	L1	18-12	0.600	12-3	3-8	3-1	L1
TCU	7-9	0.438	6-2	1-7	W1	16-13	0.552	14-3	1-8	1-2	W1
Oklahoma State	5-11	0.313	4-4	1-7	W1	15-14	0.517	9-6	4-7	2-1	W1
Iowa State	5-12	0.294	5-4	0-8	L2	12-18	0.400	11-6	0-10	1-2	L2
Kansas State	2-14	0.125	2-6	0-8	L9	9-20	0.310	8-8	1-9	0-3	L9

THE KANSAS-TCU SERIES

Kansas is 19-2 all-time against TCU in a series which dates back to 1952 when the Jayhawks defeated the Horned Frogs, 68-64, on March 21 in the NCAA Midwest Regional at Municipal Auditorium in Kansas City, Missouri. Kansas has won five straight and 15 of the last 16 meetings against the Horned Frogs dating back to Feb. 23, 2013.

TCU last defeated Kansas, 85-82, in the quarterfinals of the 2017 Big 12 Championship. Kansas leads the meetings in Lawrence, 8-0, including a 7-0 record in Allen Fieldhouse. As members of the Big 12, KU leads the series 15-2, including a 7-0 record in Lawrence. Kansas head coach Bill Self is 23-5 all-time against TCU, including 16-2 while at Kansas. TCU head coach Jamie Dixon is 1-7 versus Kansas.

KANSAS WIN WOULD...

Make Kansas 27-3 overall, extending its winning streak to 15 games and giving it 27 wins for the fifth time in the last six seasons and the 12th time in Bill Self's 17 seasons at KU ... Make Kansas 16-1 in Big 12 play, giving the Jayhawks 16 Big 12 wins for the fourth time since the league began in 1996-97 and the third time in the Bill Self era (since 2003-04) ... Give Kansas its 37th consecutive win on its final home game of the season, a streak which began in 1983-84 ... Make the Kansas-TCU series 20-2 in favor of KU, including 9-0 in meetings in Lawrence, 8-0 in Allen Fieldhouse ... Give KU five straight wins against TCU ... Make KU 15-1 at home this season, including 14-1 in Allen Fieldhouse ... Make KU 802-114 all-time in Allen Fieldhouse, including 264-14 under Self ... Improve Self to 500-109 while at Kansas, 707-214 for his career and 23-5 all-time against TCU, 17-2 while at Kansas ... Make Kansas 2,301-862 all-time.

LONGEST KU WINNING STREAKS UNDER SELF

GAMES	BEGAN	ENDED	TEAM TO END STREAK (SCORE)
20	11/9/07	1/26/08	at Kansas State (75-84)
18	11/15/16	1/25/17	at West Virginia (69-85)
18	11/15/12	2/2/13	Oklahoma State (80-85)
18	11/12/10	1/22/11	Texas (63-74)
16	2/27/08	11/25/08	vs. Syracuse (81-89 ot)
14	**1/14/20**	**?**	**?**
14	11/13/09	1/10/10	at Tennessee (68-76)
14	2/7/07	3/24/07	vs. UCLA (55-68)
14	11/19/04	1/19/05	at Villanova (62-83

A KANSAS LOSS WOULD...

Make Kansas 25-4, ending its 14-game winning streak, its longest of the season ... Make Kansas 15-2 in Big 12 play ... End an incredible streak of 36 straight wins in KU home finales, a streak which started in 1983-84 ... Give TCU its first win in Allen Fieldhouse and make the series 19-3 in favor of the Jayhawks, 8-1 in Lawrence battles, 7-1 in Allen Fieldhouse ... Give KU two or more losses in Allen Fieldhouse for the fourth time in the Bill Self era ... Make KU 14-2 in home games this season, including 13-2 in Allen Fieldhouse ... Make KU 801-115 all-time in Allen Fieldhouse, including 263-15 under Self ... Make Self 499-110 while at Kansas, 706-215 for his head coaching career, including 23-6 all-time against TCU, 16-3 while at KU ... Make Kansas 2,300-863 all-time.

KANSAS STATE LEFTOVERS

- Kansas completed a 9-0 February for the Jayhawks, marking the second unblemished February under Bill Self and KU's fourth in the Big 12 era.
- Kansas won its 2,300th all-time game, making it 2,300-862 which is the second NCAA DI team to hit the 2,300 wins mark.
- For the first time this season, the Jayhawks had only one player score in double-figures with Devon Dotson's 25. The last time KU had only one double-digit scorer was at Texas Tech last season (Feb. 23, 2019).
- Kansas' 18 made shots from the floor were the fewest by a KU team since Kansas made just 16 against Oklahoma State on Jan. 13, 2015.
- Sophomore guard Devon Dotson posted 25 points to lead all scorers. He went 8-of-11 from the field and was a perfect 8-of-8 from the free throw line. Dotson reached double-digit scoring in the first half with 15 points. It marked the 27th time this season he has scored 10+ points, as well as the 51st in his KU career.
- Sophomore David McCormack had made 24-straight free throws made dating back to the Kansas City game (Dec. 24) before the streak was broken as he missed on the first of two FT at the 3:21 mark of the first half. Sherron Collins made 36-straight in 2008-09 to hold the current KU record; McCormack's 24-consecutive FT makes tie him for fourth all-time with Rex Walters (1992).

SENIOR SEND OFF

Kansas will recognize four student managers and two players at the 2020 home finale. Managers include Alex Lux-Bolivar (Boca Raton, Florida), Danny Meyers (Kansas City, Mo.), Lexi Price (Topeka, Kan.) and Casey Cohen (Scottsdale, Ariz.). Price and Cohen are co-head managers for 2019-20.

Players being honored include graduate transfer Isaiah Moss and senior Udoka Azubuike. Moss played three seasons at Iowa before transferring for his senior year at KU. He scored his 1,000th career point earlier this season. In Azubuike's four seasons at Kansas, the Jayhawks won:

- **2016-17** – CBE Hall of Fame Classic; Big 12 regular-season
- **2017-18** - Miami HoopHall Invitational; Big 12 regular season; Big 12 Tournament; NCAA Tournament Midwest Region
- **2018-19** - NIT Season Tip-Off
- **2019-20** - Maui Invitational

TOUGH AT HOME

Kansas is always tough at home as the 94.9 winning percentage (263-14) in Allen Fieldhouse under Bill Self indicates. KU is 14-1 in home games this season, including 13-1 in Allen Fieldhouse.

The Jayhawks' advantage in Allen Fieldhouse is no secret, having won as many Big 12 regular-season titles (14) as they have losses in their home venue since 2003-04. What's more impressive is KU's record in conference home games in what is arguably the toughest league in the nation every season. The Jayhawks are 135-9 (93.8%) in league games at Allen Fieldhouse since 2004, a mark that ranks second in the NCAA (Gonzaga, 94.8%) in that span.

NCAA TOP-150

BIG 12 TOP-10

STATISTIC RANKINGS

(Through games played on March 3, 2020)

	STAT	NCAA	BIG 12
W-L%	.897	5th	1st
SCORING	74.9	77th	1st
SCORING DEFENSE	60.5	8th	2nd
SCORING MARGIN	+14.4	6th	1st
REBOUNDING	38.4	51st	2nd
REBOUNDING MARGIN	+6.4	23rd	2nd
ASSISTS	14.2	91st	4th
ASSIST-TO RATIO	1.10	93rd	3rd
TURNOVER MARGIN	+0.5	149th	7th
STEALS	7.7	57th	4th
BLOCKED SHOTS	4.8	25th	2nd
FG%	48.5	10th	1st
FG% DEFENSE	37.6	3rd	1st
3FG MADE	6.6	-	8th
3FG%	35.0	84th	3rd
3FG% DEFENSE	29.9	34th	2nd
FT%	67.2	-	7th

INDIVIDUAL (ALL GAMES)

SCORING			
Devon Dotson	18.2	71st	1st
REBOUNDING			
Udoka Azubuike	10.3	23rd	1st
FIELD GOAL PERCENTAGE (MIN. 5.0 FGM/G)			
Udoka Azubuike	74.0	1st	1st
Devon Dotson	47.2	123rd	3rd
ASSISTS			
Marcus Garrett	4.7	71st	1st
Devon Dotson	4.0	131st	5th
FREE THROW PERCENTAGE (MIN. 2.5 FTM/G)			
Devon Dotson	82.0	115th	7th
STEALS			
Devon Dotson	2.1	28th	1st
Marcus Garrett	1.8	54th	3rd
BLOCKED SHOTS			
Udoka Azubuike	2.6	19th	2nd
ASSIST-TO-TURNOVER RATIO			
Marcus Garrett	2.6	23rd	1st
Devon Dotson	1.7	151st	5th
DOUBLE-DOUBLES			
Udoka Azubuike	13	27th	1st
MINUTES			
Devon Dotson	34.7	106th	2nd
Ochai Agbaji	33.3	-	6th

2019-20 ACCOLADES

TEAM
NCAA.com Team of the Week (2.17.20)
Maui Jim Maui Invitational Champion
Preseason No. 3 in *USA TODAY* Coaches Poll
Preseason No. 3 in Associated Press Poll
Preseason No. 1 in Big 12 Conference Coaches' Poll

OCHAI AGBAJI
Academic All-Big 12 Second Team (2.27.20)

UDOKA AZUBUIKE
Academic All-Big 12 First Team (2.27.20)
NCAA.com Player of the Week (2.24.20)
Naismith Trophy Player of the Week (2.24.20)
3x Big 12 Player of the Week (1.27.20, 2.10.20, 2.24.20)
Kareem Abdul-Jabaar Award Finalist (1 of 10)
Oscar Robertson Trophy Midseason Watch List (1 of 12)
Naismith Trophy Midseason Watch List (1 of 30)
Senior CLASS Award Finalist (1 of 10)
Wooden Award Late Season Top-20 (2.3.20)
Sporting News Midseason All-America Third Team
Wooden Award Midseason Top-25 (1.8.20)
Oscar Robertson Player of the Year Watch List (12.5.19)
Maui Invitational Co-MVP & All-Tournament Team
Wooden Award Preseason Top 50
NABC Player of the Year Watch List (1 of 20)
Naismith Trophy Watch List (1 of 50)
Preseason Associated Press All-America Honrable Mention
Preseason All-Big 12
Preseason Big 12 Player of the Year

DEVON DOTSON
Oscar Robertson Trophy Midseason Watch List (1 of 12)
Naismith Trophy Midseason Watch List (1 of 30)
Wooden Award Late Season Top-20 (2.3.20)
Bob Cousy Award Finalist (1 of 5)
3x Big 12 Player of the Week (12.16.19, 12.2.19, 2.3.20)
Sporting News Midseason All-America Third Team
Wooden Award Midseason Top-25 (1.8.20)
Maui Invitational Co-MVP & All-Tournament Team
Wooden Award Preseason Top 50
NABC Player of the Year Watch List (1 of 20)
Preseason Associated Press All-America Honorable Mention
Preseason All-Big 12

MARCUS GARRETT
Naismith Trophy Defensive Player of the Year Semifinalist (1 of 10)

ISAIAH MOSS
Academic All-Big 12 First Team (2.27.20)

ISAIAH MOSS
Big 12 Newcomer of the Week (1.20.20)

BEST HOME WINNING % IN LEAGUE GAMES (SINCE 2003-04)

	Team	W	L	%
1.	Gonzaga	128	7	.948
2.	**KANSAS**	**134**	**9**	**.937**
3.	Belmont	138	18	.885
4.	Kentucky	126	18	.875
5.	South Dakota State	84	13	.866

BILL SELF GAINING ON WIN NO. 500 AT KANSAS
Bill Self is one win shy from claiming his 500th as the head man of the Jayhawks, now with a record of 499-109 in his 17th season at KU. Self will look to become just the second coach in the program's storied history to hit the milestone, joining Phog Allen, who tallied 590 wins during his 39 years in Lawrence.

KANSAS COACHING RECORDS

	Coach	Seasons	W	L	%
1.	Phog Allen	39	590	219	72.9
2.	**Bill Self**	**17**	**499**	**109**	**82.1**
3.	Roy Williams	15	418	101	80.5
4.	Ted Owens	19	348	182	65.7
5.	Larry Brown	5	135	44	75.4
6.	W.O. Hamilton	10	125	59	67.9
7.	Dick Harp	8	121	82	59.6
8.	James Naismith	9	55	60	47.8

BILL SELF'S MILESTONE WINS AT KANSAS

WIN #	DATE	OPPONENT (SCORE)
1	11/21/03	vs. UT Chattanooga (90-76)
100	3/9/07	vs. Oklahoma (64-47)
200	3/12/10	vs. Texas A&M (79-66)
300	3/24/13	vs. North Carolina (70-58)
400	1/10/17	vs. Oklahoma (81-70)

KANSAS CONTINUES STAY ATOP NATIONAL POLLS
For the second-straight week and third time this season, Kansas checked in at the top of both the Associated Press and *USA TOODAY* Coaches' polls that were released March 2. It marked the the 32nd week in the Bill Self era that Kansas has ascended to No. 1 in the polls .

The Jayhawks have been ranked in the top-10 in every poll in 2019-20, opening the season at No. 3 and falling to as low as No. 7 in the Coaches' poll.

The Jayhawks also found themselves among those ranked for the 218th-straight week. That streak ranks as the longest-active in NCAA DI and is 137 weeks clear of the next closest school.

MOST CONSECUTIVE WEEKS RANKED IN ASSOCIATED PRESS TOP-25 (ACTIVE)

TEAM	CONSECUTIVE WEEKS	STARTED
KANSAS	**218**	**2/2/2009**
Duke	81	2/15/2016
Gonzaga	76	11/2/2016

AZUBUIKE NETS 1,000TH-CAREER POINT
With his 19 points against Oklahoma State on Feb. 24, senior Udoka Azubuike surpassed the 1,000-point mark for his carer. Azubuike has averaged 12.1 ppg in his 84 outings as a Jayhawk. He is the 62nd Jayhawk and the 17th player in the Bill Self era (since 2003-04) to hit the 1,000-point plateau. KU has now had at least one player hit 1,000 points in 11 of the last 13 years, including each of the last six seasons.

Azubuike became just the sixth person in program history to tally 1,000+ points, 600+ rebounds and 150+ blocks in a career. He joined Danny Manning, Nick Collison, Scot Pollard, Eric Chenowith and Cole Adrich as Jayhawks to post those numbers.

1,000 POINT SCORERS IN THE BILL SELF ERA

PLAYER (YEARS)	GAMES	POINTS	PPG
Sherron Collins (2007-10)	143	1,888	13.2
Frank Mason III (2014-17)	145	1,885	13.0
Keith Langford (2002-05)	136	1,812	13.3
Perry Ellis (2013-16)	144	1,798	12.5
Devonte' Graham (2015-18)	142	1,750	12.3
Wayne Simien (2002-05)	106	1,593	15.0
Tyshawn Taylor (2009-12)	146	1,580	10.8
Brandon Rush (2006-08)	109	1,477	13.6
Marcus Morris (2009-11)	109	1,371	12.6
Mario Chalmers (2006-08)	110	1,341	12.2
Wayne Selden Jr. (2014-16)	109	1,202	13.8
Aaron Miles (2002-05)	138	1,183	8.6
Svi Mykhailiuk (2015-18)	136	1,181	8.7
Lagerald Vick (2016-19)	117	1,100	9.4
Cole Aldrich (2008-10)	111	1,038	9.4
Thomas Robinson (2010-12)	105	1,026	9.8
Udoka Azubuike (2017-Pres.)	**85**	**1,023**	**12.0**

IT'S ALL DEFENSIVE
The Kansas defense has built a reputation as one of the stingiest in the nation. KU ranks among the top-50 nationally in most of the major defensive categories, including among the top-10 in scoring defense and field goal percentage defense. Below are some tidbits showing just how high this team's defensive prowess stacks up nationally and historically:

- Kansas has held 17 of its 29 opponents to 60 or fewer points this season, a figure which ranks as the fourth-most in the NCAA behind Liberty (23), Virginia (21), San Diego State (18) and tied with Sacramento State (17).
- Currently holding opponents to just 60.5 points per game, the 2019-20 team is on pace to rank among the elite KU defensive teams. It would mark just the fifth time since 1951 that the Jayhawks have posted a defensive scoring average of 61 points or lower and the first time since the 1966-67 team. The lowest scoring defense in the Bill Self era belonged to the 2005-06 squad, which limited opponents to 61.3 ppg.
- According to KenPom.com (which dates back to 2002) the Jayhawks are on pace to post one of the the best defensive ratings (84.7) in the 18-year history of the site. The 2018-19 Texas Tech team (84.1) is the top-rated defense in the KenPom era.
- The Jayhawks are limiting their opponents to 29.9% from beyond the 3-point arc. Only one other Kansas team has posted a sub-30% opponent 3-point percentage. Foes of the 2010-11 Jayhawks also hit just 29.8% of their 3-point tries.

UP NEXT

at **TEXAS TECH**
Saturday, March 7, 2020
Lubbock, Texas
United Supermarkets Arena (15,098)
ESPN | 1 p.m. (CT)

The Jayhawks will close out the 2019-20 regular season when they journey to Lubbock, Texas to take on the Texas Tech Red Raiders on Saturday, March 7. Tipoff from United Supermarkets Arena is slated for 1 p.m. (CT) on ESPN.

KU leads the all-time series with Texas Tech 36-6, which includes a 78-75 victory in Lawrence in this season's first meeting. The Jayhawks are 14-5 against the Red Raiders in Lubbock.

THIS DAY IN KANSAS BASKETBALL HISTORY

MARCH 4

Kansas is 14-6 all-time on March 4; 3-1 under head coach Bill Self

March 4, 1968: Behind 30 points from junior Phil Harmon, the Jayhawks defeated the Oklahoma Sooners in an overtime matchup, winning 85-80. Kansas legend Jo Jo White, a player the Jayhawks typically relied on to score, struggled in this game, leaving his teammates to pick up the load. Kansas had four double-digit scorers in the contest, propelling the team to a win despite hot shooting from the Sooners. This team would go on to win 22 games over the course of the season, three of which came in the National Invitation Tournament.

HOW THE JAYHAWK DEFENSE STACKS UP

STAT	VALUE	NCAA RNK	BIG 12 RNK
Scoring Defense	60.5	8th	2nd
FG% Defense	37.6%	3rd	1st
3FG% Defense	29.9%	34th	2nd
Steals	7.7	57th	4th
Blocks	4.8	25th	2nd
Defensive Rebounds	27.9	32nd	2nd
Fouls Committed	14.7	16th	2nd

LET'S KEEP TALKING DEFENSE

Kansas has held its last three, seven of its last eight and 20 of its 29 opponents this season to below 40% shooting. KU has also held 18 opponents to 30% or less from beyond the 3-point arc, including four of its last eight foes. Additionally, the Jayhawks are forcing 13.3 turnovers and nabbing 7.7 steals per game.

The KU defense has stepped it up even more of late, forcing 13.3 turnovers in its last seven outings. This after KU foes averaged just 8.3 giveaways in the Jayhawks' previous seven Big 12 outings.

In Bill Self's 16 seasons at KU, the Jayhawks have finished among the top-three Big 12 teams in field goal percentage defense 14 times and finished lower than fourth just once. Nationally, Self-coached Jayhawks have ranked eighth or higher nine times in FG% defense and have ranked in the top five eight times, including first in 2005-06 and 2012-13.

KU FG% DEF. UNDER BILL SELF

SEASON	FIELD GOAL PCT. DEF.	BIG 12 / NCAA RANK
2019-20	**37.6**	**1st / 3rd**
2018-19	40.8	3rd / 31st
2017-18	42.6	6th / 96th
2016-17	42.0	2nd / 78th
2015-16	39.7	1st / 22nd
2014-15	39.6	3rd / 35th
2013-14	41.6	4th / 79th
2012-13	36.1	1st / 1st
2011-12	38.0	1st / 3rd
2010-11	39.4	3rd / 13th
2009-10	37.9	1st / 4th
2008-09	38.3	1st / 5th
2007-08	37.9	1st / 3rd
2006-07	37.6	2nd / 4th
2005-06	37.0	1st / 1st
2004-05	38.7	1st / 5th
2003-04	39.0	1st / 8th

DOTSON A BOB COUSY AWARD FINALIST

Kansas sophomore Devon Dotson has been named one of five finalists for the 2020 Bob Cousy Point Guard of the Year Award, the Naismith Memorial Basketball Hall of Fame announced March 2. Dotson is vying to become the second Jayhawk to win the honor as Frank Mason III was the 2017 recipient. Joining Dotson for finalists for the 2020 Bob Cousy Award are Tre Jones (Duke), Markus Howard (Marquette), Payton Pritchard (Oregon) and Malachi Flynn (San Diego State).

A national committee of top college basketball personnel determined the watch list of 20 student-athletes in October, which was narrowed to 10 candidates in early February and now just five finalists. Naismith Starting Five Fan Voting presented by Dell Technologies will go live Friday, March 6 on hoophallawards.com.

GARRETT A DEFENSIVE PLAYER OF THE YEAR SEMIFINALIST

Kansas junior Marcus Garrett is one of 10 student-athletes named a semifinalist for the Naismith Men's Defensive Player of the Year award, the Atlanta Tipoff Club announced Feb. 27.

Garrett, who hails from Dallas, is tied for third in the conference in steals at 1.9 per outing. He is also averaging 1.9 thefts in Big 12 play, which leads the league. Garrett has collected 3.1 steals over his last seven games, all victories for No. 1 Kansas (25-3, 14-1). The KU guard has tallied multiple steals in 14 outings this season and has posted four or more thefts in six contests. He is also averaging five defensive rebounds over his last 10 games, second on the team only to Udoka Azubuike (7.8) in that span.

The Atlanta Tipoff Club will announce the four finalists on March 12.

THREE JAYHAWKS NAMED ACADEMIC ALL-BIG 12

Kansas senior Udoka Azubuike and sophomores David McCormack and Ochai Agbaji were named to the 2020 Academic All-Big 12 Men's Basketball Team, announced by the league Feb. 27. Azubuike and McCormack were first-team honorees, while Agbaji was on the second team.

A liberal arts and sciences major, Azubuike was named Academic All-Big 12 for the third-straight year. The Delta, Nigeria, center was a second-team selection in 2017-18 and first team in 2018-19. McCormack, a forward from Norfolk, Va., and Agbaji, a guard from Kansas City, Mo., are communication studies majors and appeared on the team the first year they are eligible to receive the honor.

Kansas has a league-leading 62 all-time Academic All-Big 12 honorees since the inception of the conference in 1996-97.

JAYHAWKS COMPLETE UNBLEMISHED FEBRUARY

Kansas completed one of the most successful Februarys in program history in its win over Kansas State in Manhattan. The Jayhawks were a perfect 9-0 in February and were one of only eight NCAA DI schools without a loss in that month.

The 2019-20 Jayhawks are 10th Kansas team to finish a February undefeated since 1950 and just the second team under Bill Self to achieve the feat. The 2015-16 Jayhawks posted a 9-0 mark in February. It also marked just the fourth time in the Big 12 era that a KU squad was unblemished in the second month of the year (2001-02 was 8-0, 1997-98 was 7-0).

NATIONAL CHAMPIONS

1922, 1923, 1952, 1988, 2008

BIG 12 CHAMPIONS

1997*, 1998*, 1999^, 2002, 2003, 2005, 2006*, 2007*, 2008*, 2009, 2010*, 2011*, 2012, 2013*, 2014, 2015, 2016*, 2017, 2018*

Regular season titles listed
** - Regular season & tournament champions*
^ - Tournament champions only

- Kansas has 2,300 all-time victories, second most in NCAA Division I history (Kentucky - 2,319).
- From the 2008-09 season to the present (11 seasons) Kansas has held 406 of its last 434 opponents under 50% shooting.
- KU has held opponents to fewer than 100 points in 621 of its last 623 games. The last team to score 100 on Kansas in a 40-minute game was Oklahoma (100-78) on Feb. 27, 1990.
- Kansas has been ranked in the Associated Press top-25 poll for 217-consecutive weeks. The next closest active streak is Duke at 80-straight weeks ranked. KU's current stretch began on Feb. 2, 2009.
- The Jayhawks have won 21 of their last 25 regular-season games against AP top-10 teams. Under Bill Self, KU is 41-22 against top-10 opponents, a figure that includes postseason play.
- KU has now won at least 12 league games for 20-straight years, which is the longest active streak in the nation.
- Kansas won its 1,100th all-time conference game with a 72-67 win against Oklahoma State (3/2/19). The Jayhawks won their 300th Big 12 game vs. Oklahoma (2/19/18).
- Each KU senior class since 1986-87 has won at least 100 games.
- Kansas has won 25 or more games in each of its last 15 seasons, an NCAA DI record.
- Kansas is the only team in the Big 12 to have a .500 winning percentage or better series record against every conference foe.
- KU is the only Big 12 school to have won a regular-season championship with two different coaches (Roy Williams and Bill Self).
- Kansas is first in the conference in wins with a 329-71 record in Big 12 regular-season games. Texas is next at 243-159. Including the league postseason championship, Kansas is tops at 375-84, while Texas is second at 268-182.
- Under Bill Self, Kansas is 135-9 (93.7%) in Big 12 home games: 8-0 in 2004, 7-1 in 2005, 7-1 in 2006, 7-1 in 2007, 8-0 in 2008, 8-0 in 2009, 8-0 in 2010, 7-1 in 2011, 9-0 in 2012, 8-1 in 2013, 9-0 in 2014, 9-0 in 2015, 9-0 in 2016, 8-1 in 2017, 7-2 in 2018, 9-0 in 2019 and 7-1 in 2020.
- Under Bill Self, Kansas has experienced only one regular-season conference sweep by a Big 12 opponent. In 118 regular-season Big 12 home-and-home series during the Self era, Kansas has 79 sweeps, 38 splits and has been swept once.

KU BY THE NUMBERS

14	Consecutive conference regular-season titles - 2005-06-07-08-09-10-11-12-13-14-15-16-17-18, a KU record and the longest in NCAA history.
15	30+ win seasons, which ties an NCAA record.
16	Streaks of 10 or more consecutive wins in the Bill Self era, including its current 14-game stretch.
18	Big 12 Conference regular-season championships for KU in the league's 23-year existence.
20	Undefeated home seasons at Allen Fieldhouse, including 2007-08, 2008-09, 2009-10, 2011-12, 2014-15, 2015-16 and 2018-19 under Bill Self.
20	Times a KU player or coach has been inducted into the Naismith Basketball Hall of Fame, which includes current head coach Bill Self.
23	Championships for Kansas in the Bill Self era - 14 Big 12 regular-season titles, eight Big 12 postseason championships and one NCAA.
23	Or more victories for Kansas in each of the past 31 seasons beginning in 1989-90.
26	Consecutive seasons Kansas has won 10 or more league games, starting in 1995 (57 times overall), which is the longest active streak in the nation.
30	Consecutive seasons KU has made the NCAA Tournament, the longest active streak in the nation and best all-time.
30	Consensus All-America First Team selections, the most of any NCAA Division I school.
31	Consecutive seasons Kansas has won 20 or more games, which includes 2019-20, the longest active streak in the NCAA, which began in 1989-90.
33	Consecutive seasons Kansas has led its conference in home attendance, beginning in 1986-87.
61	Conference regular-season championships, most in NCAA Division I.
130.4	Decibels reached inside of Allen Fieldhouse on Feb. 13, 2017, when the arena broke the Guinness Book of World Records mark for loudest crowd roar at an indoor sports event.
217	Consecutive weeks Kansas has been ranked inside the Associated Press top-25. The current streak began on Feb. 2, 2009.
305	Consecutive sellouts in Allen Fieldhouse, dating back to 2001-02.
499	Victories for Bill Self in his 17th season at Kansas. He was the fastest KU coach to reach 450 wins and is the second-winningest coach in KU history.
801	All-time Kansas victories inside Allen Fieldhouse. The historic building opened in 1955 and KU holds a 801-114 record in its home venue.
2,300	All-time Kansas men's basketball victories; second-most in NCAA Division I history.

2020 SIGNING CLASS UPDATE

TYON GRANT-FOSTER ★★★★

G | 6-7 | 190 | Kansas City, Kan. (Indian Hills CC [Iowa])
Rivals.com: #1 | 247Sports: #2

BILL SELF ON TYON-FOSTER:
"Tyon is very long and extremely skilled. He can play basically anywhere on the floor, one through four. He's good with the ball, has great vision and is a terrific athlete. His motor is always running."

GETHRO MUSCADIN ★★★★

F | 6-10 | 215 | Gonaives, Haiti (Aspire Academy [Ky.])
ESPN100: -- | Rivals.com: #131 | 247Sports: #191

BILL SELF ON MUSCADIN:
"This past summer Gethro showed everybody that he can shoot the basketball with range. He's a runner. He's a jumper. He's a shot blocker. We feel like he is a guy that could develop into one of the better big men in this class."

BRYCE THOMPSON ★★★★★

G | 6-5 | 175 | Tulsa, Okla. (Booker T. Washington HS)
ESPN100: #25 | Rivals.com: #19 | 247Sports: #19

BILL SELF ON THOMPSON:
"His development has really taken off the last couple years. He's a lead guard and scoring guard. We've had some of our best success with these type of combo guards. He's going to bring energy to our program and he's going to bring talent."

LATRELL JOSSELL ★★★

G | 5-11 | 155 | Keller, Texas (Keller Central HS)
ESPN100: -- | Rivals.com: -- | 247Sports: --

BILL SELF ON JOSSELL:
"He's very impressive. He's far better than his rating. He's extremely fast and can really shoot. He would challenge to be as good a shooter as anyone on our team right now."

DOTSON SPRINTING TOWARD 1,000 POINTS

Jayhawk sophomore Devon Dotson is looking to join elite company as he approaches a milestone in his young KU career. Dotson is just 49 points from scoring his 1,000th point in a Kansas uniform and is on pace to be among the fastest Jayhawks to break the 1K scoring mark.

Dotson, who is 64 games into his collegiate career, is on pace to become just the 11th Jayhawk to score his 1,000th point within his first 70 outings. If he were able to tally 49 points over his next two games, it would make him the 10th fastest Jayhawk to hit the 1K mark, tying him with Darnell Valentine. Wilt Chamberlain was the fastest to 1,000 points, needing an incredible 34 games. If Dotson hits the milestone before the end of this season, he would be eighth Jayhawk to score 1,000 within his first two seasons at KU.

FASTEST JAYHAWKS TO SCORE 1,000 POINTS

	Player	Years	Games to Score 1K	Hit 1K in first 2 yrs.
1.	Wilt Chamberlain	1957-58	34	✓
2.	Clyde Lovellette	1950-52	45	✓
3.	Dave Robisch	1969-71	46	✓
4.	Wayne Hightower	1960-61	48	✓
5.	Walt Wesley	1964-66	54	
6.	Carl Henry	1983-84	59	✓
7.	Danny Manning	1985-88	64	✓
	Bud Stallworth	1970-72	64	
9.	Rex Walters	1992-93	65	✓
10.	Darnell Valentine	1978-81	66	
11.	Paul Pierce	1996-98	71	
12.	Brandon Rush	2006-08	74	

Devon Dotson - 951 points through 64 career games

MIDSEASON ACCOLADES ROLLING IN FOR DOK & DOT

The KU duo of senior Udoka Azubuike and Devon Dotson have collected a wide variety of postseason honors as the 2019-20 regular-season heads into its final weeks. Both Jayhawks have heard their names called on a variety of national midseason watch lists as the two have established themselves as two of the top players at their positions in the nation. Below are those watch lists in which Azubuike and Dotson find themselves:

BOTH:
- Oscar Robertson Trophy Midseason Watch List (2 of 12)
- Naismith Trophy Midseason Watch List (2 of 30)
- Wooden Award Late Season Top-20
- Sporting News Midseason All-America Third Team
- NABC Player of the Year Watch List (2 of 20)

AZUBUIKE:
- Kareem Abdul-Jabaar Center of the Year Award (1 of 10)
- Senior CLASS Award Finalist (1 of 10)

DOTSON:
- Bob Cousy Point Guard of the Year Award (1 of 5)

KU SLATE RANKS AS THE TOUGHEST IN THE NCAA

The NCAA Evaluation Tool ("NET") has shown that not only have the Jayhawks endured one of the strongest schedules in the nation, but have tallied some of the more impressive wins among the 353 DI teams. As of March 2, KU ranks first in NET's strength of schedule and posts an average opponent NET ranking at 67.

The Jayhawks have collected some impressive wins during their 2019-20 schedule, claiming 11 wins against teams in "Quadrant 1" (Home 1-30, Neutral 1-50, Away 1-75). Through games as of March 2, KU is one of only two teams in the nation (Baylor) with 11 Quad 1 wins. Kansas is 8-0 versus Quadrant 2 and its combined 19-3 Q1-Q2 record is more than any other school.

TOP-5 STRENGTH OF SCHEDULE RANKINGS

SOS	TEAM	AVG OPP. NET (RNK)	QUAD 1 RECORD
1	KANSAS	67 (1st)	11-3
2	West Virginia	76 (3rd)	5-7
3	Marquette	92 (8th)	5-9
4	Villanova	81 (5th)	7-6
5	Arizona	93 (32nd)	3-7

KU CLAIMS WIN NO. 800 IN ALLEN FIELDHOUSE

Kansas won its 800th game inside Allen Fieldhouse with the 91-71 win against Iowa State on Feb. 17, 2020. This in just shy of 65 years playing games inside the historic venue. Kansas, which saw the program's first win come on March 1, 1955, in a 77-67 win over Kansas State, holds an overall record of 801-114 games played inside of Allen Fieldhouse, good for an 87.6 winning percentage.

The Jayhawks have tallied 263 of those 801 wins under current head coach Bill Self, who is the winningest KU coach in the venue. Ted Owens (206 wins from 1964-83) and Roy Williams (201 wins from 1988-2003) are the other two Jayhawk coaches who have collected 200 or more wins inside Allen Fieldhouse.

ALLEN FIELDHOUSE MILESTONE WINS

WIN #	DATE	OPPONENT	SCORE
1	3/1/1955	Kansas State	KU 77, KSU 67
100	12/7/1968	Loyola (Ill.)	KU 93, Loyola 61
200	2/15/1978	Iowa State	KU 80, ISU 70
300	2/11/1986	Missouri	KU 100, MU 66
400	12/20/1993	Furman	KU 101, Furman 60
500	2/10/2001	Oklahoma State	KU 77, OSU 61
600	1/14/2008	Oklahoma	KU 88, OU 55
700	1/29/2014	Iowa State	KU 92, ISU 81
800	2/17/2020	Iowa State	KU 91, ISU 71

OTHER KANSAS NOTABLES

- Kansas leads the Big 12 in scoring (74.9), scoring margin (+14.4), field goal percentage (48.5), field goal percentage defense (37.6) and rebound defense (32.0). The Jayhawks rank in the upper half of 18 conference stats.
- KU is also the only Big 12 school with two players ranked in the top six in assists with Marcus Garrett second (4.7) and Devon Dotson sixth (4.0). Additionally, Dotson (2.1) and Garrett (1.8) rank second and fourth, respectively in steals, while Ochai Agbaji is 13th (1.3).
- Kansas has had seven different players score 20 or more points in a game this season. Devon Dotson, Isaiah Moss, Udoka Azubuike, Ochai Agbaji, David McCormack, Christian Braun and Marcus Garrett have posted 20 or more points in a game this season. Dotson (9), Azubuike (4), Moss (2) and Agbaji (2) have all hit the 20-point plateau in multiple games. Dotson's nine are second in the Big 12.
- Of Azubuike's 162 field goals this season, 94 have come by way of a dunk. For his career, Azubuike has tallied 450 field goals, 265 of which have come by way of a slam, which is 58.9%.
- Sophomore guard Devon Dotson not only leads the Big 12 in scoring at 18.2 ppg, he also leads the conference in free throws made (132).

TRACKING DOK'S DUNKS

SEASON	KU RECORD WHEN DOK PLAYS	DUNKS	TOTAL FGS	DUNKS/ FMG PCT.
2016-17	10-1	14	22	63.6%
2017-18	28-8	120	211	56.9%
2018-19	9-0	37	55	67.3%
2019-20	26-3	94	162	58.0%
TOTAL	**73-12**	**265**	**450**	**58.9%**

DOK DOWNING RECORDS

Senior Udoka Azubuike leads the nation in field goal percentage at 74.0% through 29 games. A dunking machine, Azubuike is vying to earn the honor for the second time in his career. In 2017-18, Azubuike ended first in NCAA Division I in field goal percentage at 77.0% and he was the only player shooting 70% or better with a minimum of five shots made per game.

In 2017-18, Azubuike crushed the Big 12 single-season record of 69.3%, set by Ricardo Ratliffe of Missouri in 2011-12, and the KU season mark of 64.6% set by Mark Randall in 1988-89. In fact, Azubuike's 77.0% ranks second all-time behind Devontae Cacok of UNC-Wilmington, who set the NCAA record in 2016-17 at 80.0%.

ALL-TIME NCAA FIELD GOAL PERCENTAGE LEADERS (MIN. 400 MADE FIELD GOALS)

	Player (School)	GMS	FG	FGA	FG%
1.	**Udoka Azubuike (Kansas)**	**84**	**450**	**606**	**74.3**
2.	Tacko Fall (UCF, 2016-19)	115	497	672	74.0
3.	Steve Johnson (Oregon St., 1977-81)	116	828	1,222	67.8
4.	Michael Bradley (Kent/Nova, 1998-01)	100	441	651	67.7
5.	Murray Brown (Florida St., 1976-80)	106	566	847	66.8

SELF RAISING MONEY FOR PEDIATRIC CANCER RESEARCH

On Jan. 4, KU head coach Bill Self announced, in a partnership with Coaches vs. Cancer and the American Cancer Society (ACS), he will donate $2,000 for every KU home victory on behalf of the KU students throughout the 10 remaining home games this season. Self is 258-14 at Allen Fieldhouse throughout his 17 seasons at KU.

In addition to his donation, which is designated for pediatric cancer research, Self is issuing a challenge to businesses, corporations, individuals, and anyone else interested in donating, to match or beat his total donation at the end of the season. Those organizations and individuals that participate will be invited to a season-ending reception with Self and the KU staff for involvement with the effort. Those interested in matching Self's contribution should contact the American Cancer Society in Kansas City, Mo., at 816-218-7154 or lauren.gruber@cancer.org.

WHAT ELSE TO LOOK FOR IN 2019-20

- With two games remaining on the conference schedule, Kansas is looking to make program history in league play. If the Jayhawks win each of their last two games, it would set a program record for conference wins in a season. KU has claimed 16 league wins five times, including twice in the Bill Self era (2012, 2016)
- Devon Dotson is looking to become the fifth Jayhawk to lead the Big 12 in scoring in a season. Dotson would join Drew Gooden (19.8 in 2002), Wayne Simien (20.3 in 2005), Frank Mason III (20.9 in 2017) and Dedric Lawson (19.4 in 2019) as the league's top scorer.
- Dotson has 951 career points and is 49 shy of 1,000. Of the 62 Jayhawks who have scored 1,000 career points, only seven have hit the milestone within their first two seasons on the KU roster – Wilt Chamberlain (1,433), Dave Robisch (1,178), Wayne Hightower (1,128), Danny Manning (1,149), Clyde Lovellette (1,093), Rex Walters (1,064) and Carl Henry (1,044).
- The Jayhawks have held 17 opponents to 60 points or less this season. During the shot clock era (since 1985), the program record for opponents held to 60 or fewer points in a season is 22, achieved by the 2007-08 Jayhawks.

AROUND THE BIG 12

THIS WEEK'S SCHEDULE/RESULTS

Monday, March 2
at No. 4/4 Baylor 71, Texas Tech 68 (OT)

Tuesday, March 3
Texas 52, at Oklahoma 51
West Virginia 77, at Iowa State 71

Wednesday, March 4
TCU at No. 1/1 Kansas (ESPN+), 7 p.m.
K-State at Oklahoma State (ESPNU), 8 p.m.

Saturday, March 7
No. 4/4 Baylor at West Virginia (ESPN+), 12 p.m.
No. 1/1 Kansas at Texas Tech (ESPN), 1 p.m.
Iowa State at K-State (ESPN+), 3 p.m.
Oklahoma State at Texas (ESPN2), 3 p.m.
Oklahoma at TCU (ESPN2), 5 p.m.

BIG 12 NEWS & NOTES

- In the final week of the regular season, Kansas is at the top of the Big 12 standings with Baylor a game back. With just two games left to play, the Jayhawks and Bears are assured of earning the top two seeds in the Phillips 66 Big 12 Men's Basketball Championship. The order is yet to be determined.
- The Championship seeds and bracket will be released on Saturday, March 7 after all games have concluded. The All-Big 12 individual awards and team will be announced on Sunday, March 8 at 4 p.m. CT/5 p.m. ET.
- The Big 12 hasn't crowned a one-loss conference champion since the league schedule expanded to 18 games in 2011-12. The last conference champion with just one blemish was Kansas (15-1) in 2009-10.
- Kansas holds the top spot in the NCAA "NET" rankings while the Big 12 is ranked first in the conference listing. Three other teams are in the top 25 with No. 5 Baylor, No. 21 West Virginia and No. 23 Texas Tech. Oklahoma has moved up to No. 40 followed by Texas at No. 59. The Big 12 is the only league with two teams in the top 5 and one of just two conferences with four teams in the top 23.
- KU is the nation's only team with 11 Quad 1 wins while Baylor is one of just three teams, including the Jayhawks, that has 10 Quad 1 wins.
- Kansas remains at No. 1 in the AP Poll for the second straight week and third time this season (December 16). The Big 12 has held the top spot for seven consecutive weeks since January 20. Baylor was rated first for five consecutive weeks and is now ranked No. 4. The Jayhawks have been ranked No. 1 a total of 72 weeks all-time in the AP Poll.
- The Big 12 is one of two leagues (Big East) in which every team has at least one win over an AP top 25 opponent.
- The Big 12 has three of the top four defensive teams and four of the best nine according to KenPom.com - 1. Kansas, 3. West Virginia, 4. Baylor and 9. Texas Tech. No other league has more than two teams in the top 10.

BIG 12 LEADERS IN CONFERENCE PLAY

TEAM

STAT	SCHOOL	##
Scoring	**Kansas**	**70.3**
Scoring Defense	**Kansas**	**58.6**
Scoring Margin	**Kansas**	**+11.6**
Assists	Texas Tech	14.3
Assist-TO Ratio	Baylor	1.15
Rebounds	West Virginia	38.7
Rebound Margin	West Virginia	+7.4
Turnover Margin	Baylor	+3.2
Steals	Texas Tech	8.2
Blocks	**Kansas**	**5.2**
FG%	Texas Tech	46.2
FG% Defense	**Kansas**	**37.0**
3FG Made	Texas Tech	7.7
3FG%	Texas Tech	38.5
3FG% Defense	Texas Tech	28.6
Free Throw %	Iowa State	76.4

INDIVIDUAL

STAT	PLAYER (SCHOOL)	##
Points	**Devon Dotson (KU)**	**17.5**
Field Goal %	**Udoka Azubuike (KU)**	**69.1**
Rebounds	**Udoka Azubuike (KU)**	**11.4**
Assists	**Marcus Garrett (KU)**	**5.3**
Blocks	**Udoka Azubuike (KU)**	**3.0**
Assist-TO Ratio	**Marcus Garrett (KU)**	**2.5**
Steals	**Devon Dotson (KU)**	**1.9**
3-Pointers	Desmond Bane (TCU)	3.0
3-Point %	Desmond Bane (TTU)	42.9
Free Throw %	MaCio Teague (BU)	86.4
Minutes	Desmond Bane (TCU)	35.7
Double-Doubles	**Udoka Azbubuike (KU)**	**8**

JAYHAWKS IN THE NBA



CHEICK DIALLO

6-8 | 219 | FORWARD | PHOENIX SUNS | KU FROM 2015-16

PPG	APG	RPG	FG%
4.8	0.5	2.8	66.1

	GP	MIN	FG%	3P%	FT%	REB	AST	BLK	STL	PF	TO	PTS
2019-20	41	10.4	66.1	50.0	85.7	2.8	0.5	0.3	0.2	1.3	0.7	4.8
CAREER	174	12.1	60.0	33.3	76.7	4.2	0.4	0.4	0.3	1.5	0.6	5.3
LAST 10 GM	7	13.6	75.0	0.0	100.0	3.1	0.4	0.6	0.3	2.0	1.1	5.9

JOEL EMBIID

7-0 | 280 | CENTER | PHILADELPHIA 76ERS | KU FROM 2013-14

PPG	APG	RPG	FG%
23.3	3.1	11.8	47.2

	GP	MIN	FG%	3P%	FT%	REB	AST	BLK	STL	PF	TO	PTS
2019-20	43	30.3	47.2	34.2	81.4	11.8	3.1	1.3	0.9	3.4	3.0	23.3
CAREER	201	30.6	47.9	32.1	79.4	11.5	3.1	1.8	0.7	3.4	3.5	24.0
LAST 10 GM	8	27.8	45.3	40.0	78.3	10.4	3.1	1.5	1.4	3.4	3.0	23.9

DEVONTE' GRAHAM

6-1 | 195 | GUARD | CHARLOTTE HORNETS | KU FROM 2015-18

PPG	APG	RPG	FG%
17.6	7.5	3.5	36.6

	GP	MIN	FG%	3P%	FT%	REB	AST	BLK	STL	PF	TO	PTS
2019-20	59	35.0	37.4	36.6	80.7	3.5	7.5	0.3	0.9	1.9	2.9	17.6
CAREER	105	26.1	36.8	35.1	79.9	2.6	5.4	0.2	0.7	1.5	1.9	12.0
LAST 10 GM	9	33.4	37.3	30.7	74.2	3.2	6.8	0.2	1.0	1.4	2.3	16.2

JOSH JACKSON

6-8 | 207 | FORWARD | MEMPHIS GRIZZLIES | KU FROM 2016-17

PPG	APG	RPG	FG%
8.6	1.5	3.6	41.0

	GP	MIN	FG%	3P%	FT%	REB	AST	BLK	STL	PF	TO	PTS
2019-20	14	19.8	41.0	31.1	72.4	3.6	1.5	0.5	0.9	1.9	1.3	8.6
CAREER	170	24.8	41.5	29.6	65.5	4.4	1.9	0.6	1.0	2.7	2.0	12.0
LAST 10 GM	10	21.1	43.4	34.4	73.9	3.7	1.8	0.6	1.0	1.9	1.4	9.4



BEN McLEMORE

6-3 | 195 | GUARD | HOUSTON ROCKETS | KU FROM 2012-13

PPG	APG	RPG	FG%
10.2	0.9	2.2	44.9

	GP	MIN	FG%	3P%	FT%	REB	AST	BLK	STL	PF	TO	PTS
2019-20	60	23.2	44.9	39.7	75.0	2.2	0.9	0.2	0.6	2.1	0.8	10.2
CAREER	428	23.6	42.1	36.3	78.0	2.4	1.1	0.2	0.7	2.2	1.2	9.0
LAST 10 GM	10	20.4	54.4	48.9	75.0	2.3	0.4	0.0	0.6	1.9	0.4	8.8

MARCUS MORRIS

6-8 | 218 | FORWARD | LOS ANGELES CLIPPERS | KU FROM 2009-11

PPG	APG	RPG	FG%
18.2	1.4	5.2	43.9

	GP	MIN	FG%	3P%	FT%	REB	AST	BLK	STL	PF	TO	PTS
2019-20	51	31.9	43.9	42.5	82.5	5.2	1.4	0.5	0.8	2.9	1.7	18.2
CAREER	596	27.0	43.2	36.8	75.9	4.7	1.5	0.3	0.7	2.2	1.2	12.1
LAST 10 GM	8	29.6	41.3	32.4	87.5	3.9	1.6	1.0	0.9	2.3	1.6	10.6

MARKIEFF MORRIS

6-8 | 245 | FORWARD | LOS ANGELES LAKERS | KU FROM 2009-11

PPG	APG	RPG	FG%
10.7	1.5	3.9	44.8

	GP	MIN	FG%	3P%	FT%	REB	AST	BLK	STL	PF	TO	PTS
2019-20	48	21.9	44.8	39.6	77.8	3.9	1.5	0.3	0.6	2.4	1.5	10.7
CAREER	627	25.7	44.9	34.5	77.8	5.4	1.7	0.6	0.9	2.9	1.6	11.5
LAST 10 GM	4	16.5	41.7	38.5	100.0	3.3	1.0	0.3	0.3	2.3	0.3	6.8

JAYHAWKS IN THE NBA

SVI MYKHAILIUK

6-7 | 205 | GUARD | DETROIT PISTONS | KU FROM 2015-18

PPG	APG	RPG	FG%
8.9	1.7	1.8	42.1

	GP	MIN	FG%	3P%	FT%	REB	AST	BLK	STL	PF	TO	PTS
2019-20	52	22.4	42.1	41.4	86.4	1.8	1.7	0.1	0.7	1.5	1.1	8.9
CAREER	94	17.1	39.6	39.1	79.7	1.4	1.3	0.1	0.5	1.1	0.8	6.3
LAST 10 GM	6	24.7	35.3	34.3	100.0	2.5	1.8	0.0	1.0	2.2	2.0	8.8

KELLY OUBRE

6-7 | 203 | FORWARD | PHOENIX SUNS | KU FROM 2014-15

PPG	APG	RPG	FG%
18.7	1.5	6.4	45.2

	GP	MIN	FG%	3P%	FT%	REB	AST	BLK	STL	PF	TO	PTS
2019-20	56	34.5	45.2	35.2	78.0	6.4	1.5	0.7	1.3	3.4	1.5	18.7
CAREER	348	24.1	43.1	32.9	77.8	4.1	0.9	0.5	0.9	2.6	1.0	10.9
LAST 10 GM	7	35.1	44.4	34.1	76.2	5.1	1.3	0.7	0.9	3.1	0.7	18.1

ANDREW WIGGINS

6-7 | 197 | FORWARD | GOLDEN STATE WARRIORS | KU FROM 2013-14

PPG	APG	RPG	FG%
22.0	3.6	5.1	44.5

	GP	MIN	FG%	3P%	FT%	REB	AST	BLK	STL	PF	TO	PTS
2019-20	50	34.4	44.5	33.1	72.2	5.1	3.6	1.0	0.9	2.3	2.5	22.0
CAREER	450	35.8	44.1	33.2	73.4	4.3	2.3	0.6	1.0	2.2	2.1	19.7
LAST 10 GM	8	32.9	45.2	33.3	73.3	4.3	3.0	1.6	1.8	1.9	2.3	19.9

JAYHAWKS IN THE G LEAGUE

DEDRIC LAWSON

6-10 | 240 | FORWARD | AUSTIN SPURS | KU FROM 2017-19

PPG	APG	RPG	FG%
12.7	1.6	8.0	52.2

	GP	MIN	FG%	3P%	FT%	REB	AST	BLK	STL	PF	TO	PTS
2019-20	38	25.6	52.2	31.5	76.9	8.0	1.6	1.0	0.9	1.9	1.0	12.7
NBA CAREER	-	-	-	-	-	-	-	-	-	-	-	-

MALIK NEWMAN

6-3 | 190 | GUARD | CANTON CHARGE | KU FROM 2018-19

PPG	APG	RPG	FG%
16.9	4.4	3.5	43.3

	GP	MIN	FG%	3P%	FT%	REB	AST	BLK	STL	PF	TO	PTS
2019-20	36	30.8	43.3	33.8	79.4	3.5	4.4	0.0	0.7	1.9	2.3	16.9
NBA CAREER	1	4.0	.000	.000	1.000	0.0	0.0	0.0	0.0	0.0	0.0	2.0

FRANK MASON

5-11 | 190 | GUARD | WISCONSIN HERD | KU FROM 2014-17

PPG	APG	RPG	FG%
26.4	5.0	3.4	50.5

	GP	MIN	FG%	3P%	FT%	REB	AST	BLK	STL	PF	TO	PTS
2019-20	23	31.5	50.5	42.5	81.5	3.4	5.0	0.2	1.0	1.7	2.7	26.4
NBA CAREER	94	15.3	38.8	29.9	76.7	1.9	2.5	0.1	0.5	1.1	1.1	6.5

WAYNE SELDEN

6-4 | 232 | GUARD | SOUTH BAY LAKERS | KU FROM 2014-17

PPG	APG	RPG	FG%
14.8	2.5	3.6	42.0

	GP	MIN	FG%	3P%	FT%	REB	AST	BLK	STL	PF	TO	PTS
2019-20	11	26.5	42.0	30.6	70.4	3.6	2.5	0.3	0.9	1.8	3.1	14.8
NBA CAREER	124	19.1	41.6	34.3	72.3	2.0	1.5	0.2	0.5	1.7	1.2	7.3

BILL SELF

HEAD COACH

Oklahoma State '85
17th Season at Kansas
27th Season Overall
Family: Cindy (wife), Lauren (daughter), Tyler (son), Ella and Phoebe (granddaughters)

CAREER RECORD // YEAR-BY-YEAR

YEAR	OVERALL W-L	/ %	CONF. W-L	/ %	NOTE
ORAL ROBERTS (1993-97)					
1993-94	6-21	.222	-	-	None
1994-95	10-17	.370	-	-	None
1995-96	18-9	.667	-	-	None
1996-97	21-7	.750	-	-	NIT
TULSA (1997-2000)					
1997-98	19-12	.613	9-5	.643	3rd WAC
1998-99	23-10	.697	9-5	.643	t-1st WAC / NCAA Rnd of 32
1999-00	32-5	.865	12-2	.857	1st WAC / NCAA Elite Eight
ILLINOIS (2000-03)					
2000-01	27-8	.771	13-3	.813	t-1st Big Ten / NCAA Elite Eight
2001-02	26-9	.743	11-5	.688	t-1st Big Ten / NCAA Sweet 16
2002-03	25-7	.781	11-5	.688	* 2nd Big Ten / NCAA Rnd of 32
KANSAS (2003-present)					
2003-04	24-9	.727	12-4	.750	2nd Big 12 / NCAA Elite Eight
2004-05	23-7	.767	12-4	.750	t-1st Big 12 / NCAA Rnd of 64
2005-06	25-8	.758	13-3	.813	* t-1st Big 12 / NCAA Rnd of 64
2006-07	33-5	.868	14-2	.875	* 1st Big 12 / NCAA Elite Eight
2007-08	37-3	.925	13-3	.813	* t-1st Big 12 / NCAA Champions
2008-09	27-8	.771	14-2	.875	1st Big 12 / NCAA Sweet 16
2009-10	33-3	.917	15-1	.938	* 1st Big 12 / NCAA Rnd of 32
2010-11	35-3	.921	14-2	.875	* 1st Big 12 / NCAA Elite Eight
2011-12	32-7	.821	16-2	.889	1st Big 12 / NCAA Runner-Up
2012-13	31-6	.838	14-4	.778	* t-1st Big 12 / NCAA Sweet 16
2013-14	25-10	.714	14-4	.778	1st Big 12 / NCAA Rnd of 32
2014-15	27-9	.750	13-5	.722	1st Big 12 / NCAA Rnd of 32
2015-16	33-5	.868	15-3	.833	* 1st Big 12 / NCAA Elite Eight
2016-17	31-5	.861	16-2	.889	1st Big 12 / NCAA Elite Eight
2017-18	31-8	.795	13-5	.722	* 1st Big 12 / NCAA Final Four
2018-19	26-10	.722	12-6	.667	3rd Big 12 / NCAA Rnd of 32
2019-20	26-3	.897	15-1	.938	
TOTAL	**706-214**	**.767**	**300-78**	**.794**	
KANSAS	**499-109**	**.821**	**234-53**	**.815**	**22 Big 12 titles (14 reg. season, 8 tourney)**
ILLINOIS	78-24	.765	35-13	.729	Three Big Ten titles (2 reg. season, 1 tourney)
TULSA	74-27	.733	30-12	.714	Two WAC titles / 4-2 NCAA tourney record
ORU	55-54	.505	-	-	

** - won conference tournament*
Note - Oral Roberts was independent during Self's tenure, so all games played at ORU were nonconference.

KANSAS RECORD // HOME-ROAD-NEUTRAL

	W	L	%
HOME (AFH) AT KU	263	14	.949
HOME (SPRINT CENTER) AT KU *	9	3	.750
ROAD AT KU	118	56	.678
NEUTRAL AT KU	109	36	.752
TOTAL	**499**	**109**	**.821**

** Since 2007-08, regular-season games played at Sprint Center on the KU season-ticket package are considered home games.*

In Conference Tournament (at Kansas) 41-13 (32-8)
In NCAA Tournament (at Kansas) 48-20 (38-15)
In Postseason Play (at Kansas) 89-33 (70-23)
In Overtime (at Kansas) 30-13 (23-9)

NATIONAL CHAMPION
2008

CONFERENCE CHAMPION
18 REGULAR SEASON TITLES
9 TOURNEY TITLES

HALL OF FAME
CLASS OF 2017 INDUCTEE

TROPHY CASE

- **NCAA Championship title** (2008)
- **NCAA Final Four** (2008, 2012, 2018)
- **18 Regular Season Conference Titles**: 2 at Tulsa (1999, 2000); 2 at Illinois (2001, 2002); 14 at Kansas (2005, 2006, 2007, 2008, 2009, 2010, 2011, 2012, 2013, 2014, 2015, 2016, 2017, 2018)
- **9 Conference Tournament Titles**: 1 at Illinois (2003); 8 at Kansas (2006, 2007, 2008, 2010, 2011, 2013, 2016, 2018)

CAREER HONORS

- **Naismith Memorial Basketball Hall of Fame**
  Class of 2017 inductee
- **National Coach of the Year** - 2000 (*Sporting News*; Wooden), 2009 (Yahoo! Sports; *Sporting News*; Athlon Sports; CBSSports.com; USBWA; AP; CBS/Chevrolet; ESPN.com), 2012 (*Sporting News*; Adolph Rupp; Naismith), 2016 (AP, Bleacher Report, *USA Today*)
- **Conference Coach of the Year** - 2000 (WAC), 2006 (Big 12), 2009 (Big 12), 2011 (Big 12), 2012 (co-Big 12), 2015 (Big 12 by AP), 2016 (Big 12 by AP), 2017 (Big 12), 2018 (co-Big 12 and AP)
- **Wooden Award "Legends of Coaching"** - 2013
- **Oklahoma Sports Hall of Fame** - 2013 induction
- **Wayman Tisdale Humanitarian Award** (USBWA) - 2014
- **Mannie Jackson – Basketball's Human Spirit Award** (Naismith Hall of Fame) - 2015
- **Winged Foot Award** (for national champion coach) – 2008
- **Naismith Coach of the Year Finalist** (Atlanta Tipoff Club) – 2000, 2001, 2002, 2003, 2009, 2012, 2017

NOTES

- Bill Self was named the eighth coach in Kansas basketball history on April 21, 2003.
- In September 2017, Self was inducted into the Naismith Memorial Basketball Hall of Fame in Springfield, Massachusetts.
- Self won his 700th career game on Feb. 8, 2020, with KU's 60-46 win at TCU. He became the 31st coach in NCAA Division I to accomplish the feat, the second youngest and the sixth fastest.
- While at Kansas, Self has won a national championship, a KU- and NCAA-record 14-straight regular-season Big 12 Conference titles and eight league tournament championships.
- At Kansas, Self has won more regular-season league titles (14) than he has home losses (13) in Allen Fieldhouse. With KU's win versus Siena (11/18/16), Self became the winningest coach in Allen Fieldhouse, posting his 207th victory in the venue.
- In his first trip to the Final Four in 2008, Self's team won the title. Self is one of 11 active coaches in NCAA Division I to have won a national title. Kansas' 14-straight conference titles (2005-18) is the longest streak in NCAA Division I history.
- In Self's first 15 seasons at Kansas, he has coached 11 NBA Lottery selections including Andrew Wiggins and Joel Embiid, the No. 1 and No. 3 overall selections in the 2014 NBA Draft. Wiggins was the second-ever Jayhawk to go No. 1 with the other being Danny Manning in 1988.
- Self has guided his teams to 21-straight 23-win seasons dating back to 1998-99.
- Self's teams have won 18 league crowns in the last 21 years. His teams have never finished lower than third in the conference.
- Kansas' four-straight 30-win seasons from 2009-10 to 2012-13 are the most consecutive 30-win seasons in NCAA history (note: Memphis did it from 2006-09 yet later vacated the 2008 season).
- Self was the head coach for Team USA's U18 team that competed and won gold at the 2018 FIBA Americas Championship held in St. Catherines, Canada, in the summer of 2018.
- Self is one of five coaches in NCAA Division I history to have led three different teams - Tulsa, Illinois and Kansas - to the NCAA Elite Eight, including seven times with KU (2004-07-08-11-12-16-17). The other coaches are: Gene Bartow, John Calipari, Rick Pitino and Eddie Sutton.
- A 1985 graduate of Oklahoma State, Self began his coaching career as a graduate assistant at Kansas in 1985-86 under head coach Larry Brown. He then returned to his alma mater as an assistant for seven seasons under coaches Leonard Hamilton and Eddie Sutton. His first head coaching job was at Oral Roberts in 1993-94, then Tulsa (1997-98), Illinois (2000-03) and Kansas (2003-present).

MARCUS GARRETT

Junior • Guard • 6-5 • 195 • Dallas, Texas • Skyline HS

SEASON STATS

PPG	RPG	APG	FG%	3FG%	FT%
9.2	4.4	4.7	44%	33%	61%

LAST GAME AT KANSAS STATE (2.29.20)

MIN	PTS	REBS	ASTS	BLKS	STLS
38	3	4	3	0	0

2018-19: Named to the 2019 Big 12 All-Defensive Team ... Ranked fifth in the Big 12 in steals at 1.4 ... Had 13 starts ... Posted six games with 10 or more points ... Averaged 8.8 ppg in Big 12 play and 7.3 ppg overall. **2017-18:** Pulled down five or more rebounds in 12 games ... Had 12 games with multiple steals in 2017-18 ... Scored in double figures five times ... Recorded two double-doubles ... Had seven starts with six in Big 12 play ... co-Big 12 Newcomer of the Week (11/7) ... 2017 Texas HS Gatorade Player of the Year.

CAREER HONORS

Naismith Defensive Player of the Year Semifinalist (1 of 10)
Big 12 All-Defensive Team [2019]
Co-Big 12 Newcomer of the Week (11.13.17)

CAREER HIGHS

Points	24	vs. Oklahoma (2.15.20)
Field Goals	9	vs. Oklahoma (2.15.20)
Field Goal Att.	18	vs. Oklahoma (2.15.20)
3PT Field Goals	6	vs. Oklahoma (2.15.20)
3PT Field Goal Att.	9	vs. Oklahoma (2.15.20)
Free Throws	7	at Arizona State (12.22.18)
Free Throw Att.	9	vs. Texas (2.3.20)
Rebounds	15	vs. Iowa State (3.16.19)
Assists	9	at Oklahoma State (1.27.20)
Blocks	3	vs. Texas Tech (2.1.20)
Steals	6	at West Virginia (1.19.19)
Minutes	40	at West Virginia (2.12.20)

MISCELLANEOUS

	FR	SO	JR	CAREER
Double-Doubles	2	-	-	2
10+ Points	5	6	13	24
20+ Points	0	1	1	2
5+ Rebounds	12	13	14	38
10+ Rebounds	2	1	-	3
5+ Assists	0	3	14	17
2+ 3PT Field Goals	2	4	3	9
2+ Steals	12	12	14	38
2+ Blocks	1	1	1	3
Led Team in Pts.	0	1	1	2
Led Team in Rebs.	4	1	3	8
Led Team in Assists	0	6	19	25
Led Team in Steals	8	10	12	30
Led Team in Blocks	2	5	3	10

2019-20 GAME-BY-GAME

OPPONENT (Date)	MP	FG-A	PCT	3PT-A	PCT	FT-A	PCT	O-D-T	PF	A	TO	BLK	ST	TP
^vs. Duke (11.5)	36	5-13	.385	0-0	---	2-4	.500	1-4-5	3	5	2	1	2	12
^UNC GREENSBORO (11.8)	38	4-8	.500	2-4	.500	0-2	.000	1-3-4	4	5	2	0	1	10
^MONMOUTH (11.15)	26	1-4	.250	0-1	.000	0-0	---	0-4-4	0	3	1	0	1	2
^EAST TENNESSEE STATE (11.19)	34	4-6	.667	0-2	.000	5-6	.833	1-5-6	3	3	3	0	3	13
^vs. Chaminade (11.25)	28	3-6	.500	0-1	.000	2-4	.500	0-4-4	1	7	0	0	4	8
^vs. BYU (11.26)	25	3-5	.600	1-3	.333	0-0	---	0-6-6	3	3	2	0	2	7
^vs. Dayton (11.27)	29	6-10	.600	1-1	1.000	5-6	.833	1-6-7	4	2	0	0	0	18
^COLORADO (12.7)	29	2-7	.286	0-0	---	0-0	---	1-1-2	4	6	4	0	4	4
^MILWAUKEE (12.10)	28	3-7	.429	0-3	.000	1-2	.500	0-1-1	4	7	1	1	1	7
^KANSAS CITY (12.14)	24	4-5	.800	3-3	1.000	2-2	1.000	0-1-1	1	4	0	0	0	13
^at Villanova (12.21)	13	1-4	.250	0-1	.000	0-0	---	1-1-2	0	1	0	0	1	2
^at Stanford (12.29)	30	5-8	.625	0-1	.000	2-2	1.000	0-5-5	4	4	3	1	1	12
^WEST VIRGINIA (1.4)	35	4-11	.364	0-3	.000	4-5	.800	0-1-1	4	6	2	1	2	12
^at Iowa State (1.8)	20	1-3	.333	1-1	1.000	1-2	.500	0-3-3	1	3	1	0	2	4
^BAYLOR (1.11)	34	4-9	.444	1-2	.500	2-2	1.000	0-4-4	4	4	4	0	0	11
^at Oklahoma (1.14)	38	5-12	.417	1-2	.500	4-8	.500	1-4-5	1	5	1	0	0	15
^at Texas (1.18)	36	6-14	.429	0-2	.000	1-1	1.000	2-5-7	2	7	3	0	1	13
^KANSAS STATE (1.21)	33	4-7	.571	0-2	.000	0-1	.000	1-1-2	1	5	0	0	1	8
^TENNESSEE (1.25)	39	2-5	.400	0-0	---	4-6	.667	0-7-7	2	3	0	0	4	8
^at Oklahoma State (1.27)	34	2-6	.333	0-2	.000	3-4	.750	0-8-8	1	9	2	0	0	7
^TEXAS TECH (2.1)	35	6-11	.545	0-0	---	3-5	.600	0-5-5	3	3	2	3	1	15
^TEXAS (2.3)	39	3-4	.750	0-0	---	5-9	.556	1-4-5	2	4	1	0	4	11
^at TCU (2.8)	35	0-4	.000	0-0	---	0-0	---	0-3-3	3	4	1	0	3	0
^at West Virginia (2.12)	40	4-10	.400	0-1	.000	1-3	.333	0-7-7	3	4	6	0	5	9
^OKLAHOMA (2.15)	37	9-18	.500	6-9	.667	0-0	---	1-4-5	1	7	1	0	4	24
^IOWA STATE (2.17)	34	2-6	.333	0-2	.000	1-2	.500	0-8-8	2	6	1	0	3	5
^at Baylor (2.22)	32	3-10	.300	1-2	.500	2-2	1.000	0-4-4	3	7	5	1	2	9
^OKLAHOMA STATE (2.24)	31	2-8	.250	0-3	.000	1-1	1.000	1-2-3	2	7	1	0	1	5
^at Kansas State (2.29)	38	1-5	.200	0-0	---	1-6	.167	1-3-4	3	3	3	0	0	3
TCU (3.4)														
at Texas Tech (3.7)														
TOTAL	**930**	**99-226**	**.438**	**17-51**	**.333**	**52-85**	**.612**	**14-114-128**	**69**	**137**	**52**	**8**	**53**	**267**

^ Starter

CAREER YEAR-BY-YEAR STATISTICS

SEASON	GP	GS	MIN	AVG	FG	FGA	PCT	3FG	3FGA	PCT	FT	FTA	PCT	OFF	DEF	TOT	AVG	PF	FO	AST	TO	BLK	STL	PTS	AVG
2017-18	39	7	748	19.2	62	136	.456	12	45	.267	25	51	.490	36	95	131	3.4	60	0	44	30	8	35	161	4.1
2018-19	30	13	836	27.9	81	192	.422	12	49	.245	44	75	.587	30	95	125	4.2	56	0	57	38	10	43	218	7.3
2019-20	29	29	930	32.1	99	226	.438	17	51	.333	52	85	.612	14	114	128	4.4	69	0	137	52	8	53	267	9.2
TOTAL	**98**	**49**	**2514**	**25.7**	**242**	**554**	**.437**	**41**	**145**	**.283**	**121**	**211**	**.573**	**80**	**304**	**384**	**3.9**	**185**	**0**	**238**	**120**	**26**	**131**	**646**	**6.6**

BIG 12 ONLY YEAR-BY-YEAR STATISTICS

SEASON	GP	GS	MIN	AVG	FG	FGA	PCT	3FG	3FGA	PCT	FT	FTA	PCT	OFF	DEF	TOT	AVG	PF	FO	AST	TO	BLK	STL	PTS	AVG
2017-18	18	6	347	19.3	32	62	.516	6	17	.353	12	26	.462	16	34	50	2.8	24	0	17	13	2	13	82	4.6
2018-19	13	7	381	29.3	46	88	.523	8	23	.348	14	29	.483	13	30	43	3.3	25	0	22	16	5	20	114	8.8
2019-20	16	16	551	34.4	56	138	.406	10	31	.323	29	51	.569	8	66	74	4.6	36	0	84	34	5	29	151	9.4
TOTAL	**47**	**29**	**1270**	**27.0**	**134**	**288**	**.465**	**24**	**71**	**.338**	**55**	**106**	**.519**	**37**	**130**	**167**	**3.6**	**85**	**0**	**123**	**63**	**12**	**62**	**347**	**7.4**

DEVON DOTSON (deh-VAWN)

Sophomore • Guard • 6-2 • 185 • Charlotte, N.C. • Providence Day School

SEASON STATS

PPG	RPG	APG	FG%	3FG%	FT%
18.2	3.9	4.0	47%	30%	82%

LAST GAME AT KANSAS STATE (2.29.20)

MIN	PTS	REBS	ASTS	BLKS	STLS
38	25	1	1	0	2

Started every game in 2018-19 ... All-Big 12 Third Team ... Big 12 All-Freshman Team ... Big 12 All-Tournament Team ... Led KU in assists 18 times and steals 14 times ... Had 17 games with multiple steals ... Ranked 12th in the Big 12 in scoring (12.3), sixth in assists (3.5), 11th in field goal percentage (48.2), tied for ninth in steals (1.4) and ninth in assist-to-turnover-ratio (1.6) ... Averaged 15.7 ppg, 4.0 rpg and 4.3 assists in the Big 12 Championship ... CBS Sports/USBWA National Freshman of the Week after his career-high 25 points, 10 rebounds at TCU (2/11).

CAREER HONORS

3x Big 12 Player of the Week (12.16.19, 12.2.19, 2.3.20)
Naismith Trophy Midseason Watch List (1 of 30)
Oscar Robertson Trophy Midseason Watch List (1 of 12)
Bob Cousy Award Finalist (1 of 10)
Sporting News Midseason All-America Third Team
Wooden Award Late Season Top 20
Maui Invitational Co-MVP & All-Tournament Team
Wooden Award Preseason Top 50
NABC Player of the Year Watch List (1 of 20)
Naismith Trophy Watch List (1 of 50)
Preseason Associated Press All-America HM
Preseason All-Big 12

Big 12 All-Tournament Team [2019]; All-Big 12 Third Team [2019]; Big 12 All-Freshman Team [2019]; CBS Sports/USBWA Freshman of the Week (2.12); Big 12 Newcomer of the Week (12.31); Bob Cousy Point

CAREER HIGHS

Points	31	vs. Dayton (11.27.19)
Field Goals	11	vs. Iowa State (2.17.20) vs. Dayton (11.27.19)
Field Goal Att.	17	at TCU (2.8.20)
3PT Field Goals	6	vs. Iowa State (2.17.20)
3PT Field Goal Att.	8	vs. Iowa State (2.17.20)
Free Throws	10	vs. Colorado (12.7.19)
Free Throw Att.	11	vs. Colorado (12.7.19)
Rebounds	10	at TCU (2.11.19)
Assists	11	at TCU (2.8.20)
Blocks	1	8x, last at West Virginia (2.12.20)
Steals	5	vs. Dayton (11.27.19)
Minutes	45	vs. Dayton (11.27.19) at TCU (2.11.19)

MISCELLANEOUS

	FR	SO	CAREER
Double-Doubles	1	1	2
10+ Points	24	27	51
20+ Points	2	9	11
5+ Rebounds	10	11	21
10+ Rebounds	1	-	1
5+ Assists	9	9	18
3+ 3PT Field Goals	3	3	6
2+ Steals	17	17	34
2+ Blocks	-	-	-
Led Team in Pts.	4	13	17
Led Team in Rebs.	-	-	-
Led Team in Assists	19	12	31
Led Team in Steals	14	16	30
Led Team in Blocks	2	1	3

2019-20 GAME-BY-GAME

OPPONENT (Date)	MP	FG-A	PCT	3PT-A	PCT	FT-A	PCT	O-D-T	PF	A	TO	BLK	ST	TP
^vs. Duke (11.5)	38	5-9	.556	1-4	.250	6-8	.750	0-2-2	1	1	6	0	1	17
^UNC GREENSBORO (11.8)	36	6-14	.429	2-5	.400	8-8	1.000	1-7-8	2	6	1	0	1	22
^MONMOUTH (11.15)	27	4-9	.444	2-6	.333	7-9	.778	1-1-2	0	4	2	0	4	17
^EAST TENNESSEE STATE (11.19)	35	6-12	.500	1-5	.200	6-6	1.000	0-3-3	3	6	4	0	1	19
^vs. Chaminade (11.25)	31	7-12	.583	3-7	.429	2-2	1.000	1-4-5	3	1	1	0	1	19
^vs. BYU (11.26)	37	5-16	.313	0-3	.000	3-3	1.000	1-1-2	1	8	2	0	2	13
^vs. Dayton (11.27)	45	11-16	.688	1-2	.500	8-10	.800	1-5-6	2	4	6	0	5	31
^COLORADO (12.7)	36	4-7	.571	0-2	.000	10-11	.909	0-4-4	2	6	3	0	2	18
^MILWAUKEE (12.10)	34	7-16	.438	3-6	.500	5-7	.714	2-1-3	1	9	1	0	2	22
^KANSAS CITY (12.14)	27	7-12	.583	1-4	.250	3-4	.750	0-2-2	0	3	1	0	3	18
^at Villanova (12.21)	37	5-15	.333	1-2	.500	4-7	.571	0-7-7	1	4	3	0	1	15
^at Stanford (12.29)	33	5-15	.333	0-4	.000	4-4	1.000	1-3-4	2	3	2	0	4	14
^WEST VIRGINIA (1.4)	40	5-15	.333	2-5	.400	4-6	.667	1-2-3	4	2	2	0	4	16
^at Iowa State (1.8)	34	7-13	.538	2-5	.400	4-6	.667	0-5-5	2	6	2	0	3	20
^BAYLOR (1.11)	28	4-10	.400	1-4	.250	0-0	---	0-1-1	0	3	2	0	1	9
at Oklahoma (1.14)						DNP								
^at Texas (1.18)	39	6-16	.375	1-4	.250	8-9	.889	3-3-6	0	3	1	1	1	21
^KANSAS STATE (1.21)	27	6-12	.500	1-4	.250	5-5	1.000	2-3-5	2	3	3	1	3	18
^TENNESSEE (1.25)	39	8-16	.500	0-3	.000	6-8	.750	1-2-3	0	7	2	0	2	22
^at Oklahoma State (1.27)	25	4-8	.500	1-4	.250	2-3	.667	0-2-2	3	3	1	0	0	11
^TEXAS TECH (2.1)	40	9-16	.563	1-5	.200	2-4	.500	0-6-6	1	3	1	0	3	21
^TEXAS (2.3)	34	5-10	.500	1-3	.333	5-6	.833	0-2-2	2	1	3	0	0	16
^at TCU (2.8)	37	7-17	.412	0-2	.000	4-7	.571	2-4-6	1	11	5	0	3	18
^at West Virginia (2.12)	38	4-13	.308	1-5	.200	6-6	1.000	0-4-4	3	2	2	1	3	15
^OKLAHOMA (2.15)	39	7-15	.467	0-2	.000	5-5	1.000	0-8-8	2	5	2	0	0	19
^IOWA STATE (2.17)	34	11-14	.786	6-8	.750	1-1	1.000	0-3-3	2	1	1	0	3	29
^at Baylor (2.22)	37	5-11	.455	1-4	.250	2-3	.667	0-1-1	4	3	2	0	2	13
^OKLAHOMA STATE (2.24)	28	3-12	.250	1-4	.250	4-5	.800	0-5-5	2	4	2	0	1	11
^at Kansas State (2.29)	38	8-11	.727	1-3	.333	8-8	1.000	0-1-1	3	1	3	0	2	25
TCU (3.4)														
at Texas Tech (3.7)														
TOTAL	**973**	**171-362**	**.472**	**35-115**	**.304**	**132-161**	**.820**	**17-92-109**	**49**	**113**	**66**	**3**	**58**	**509**

^ Starter

CAREER YEAR-BY-YEAR STATISTICS

SEASON	GP	GS	MIN	AVG	FG	FGA	PCT	3FG	3FGA	PCT	FT	FTA	PCT	OFF	DEF	TOT	AVG	PF	FO	AST	TO	BLK	STL	PTS	AVG
2018-19	36	36	1168	32.4	147	305	.482	33	91	.363	115	147	.782	22	110	132	3.7	91	4	127	81	5	49	442	12.3
2019-20	28	28	973	34.8	171	362	.472	35	115	.304	132	161	.820	17	92	109	3.9	49	0	113	66	3	58	509	18.2
TOTAL	**64**	**64**	**2141**	**33.5**	**318**	**667**	**.477**	**68**	**206**	**.330**	**247**	**308**	**.802**	**39**	**202**	**241**	**3.8**	**140**	**4**	**240**	**147**	**8**	**107**	**951**	**14.9**

BIG 12 ONLY YEAR-BY-YEAR STATISTICS

SEASON	GP	GS	MIN	AVG	FG	FGA	PCT	3FG	3FGA	PCT	FT	FTA	PCT	OFF	DEF	TOT	AVG	PF	FO	AST	TO	BLK	STL	PTS	AVG
2018-19	18	18	592	32.9	68	152	.447	17	48	.354	68	88	.773	12	59	71	3.9	47	2	68	50	3	24	221	12.3
2019-20	15	15	518	34.5	91	193	.472	20	62	.323	60	74	.811	8	50	58	3.9	31	0	51	32	3	29	262	17.5
TOTAL	**33**	**33**	**1110**	**33.6**	**159**	**345**	**.461**	**37**	**110**	**.336**	**128**	**162**	**.790**	**20**	**109**	**129**	**3.9**	**78**	**2**	**119**	**82**	**6**	**53**	**483**	**14.6**

CHRISTIAN BRAUN (BROWN)

Freshman • Guard • 6-6 • 205 • Burlington, Kan. • Blue Valley Northwest HS

SEASON STATS

PPG	RPG	APG	FG%	3FG%	FT%
5.3	2.8	0.5	44%	46%	72%

LAST GAME AT KANSAS STATE (2.29.20)

MIN	PTS	REBS	ASTS	BLKS	STLS
23	6	4	1	1	1

A multi-purpose player who can handle the ball and has great range ... Comes from an athletic family as his mother, father, aunt and uncle all played NCAA Division I basketball and his brother is a forward at Missouri ... Won three-straight state titles in high school ... One of three Gatorade Players of the Year on the KU roster, along with Marcus Garrett and Mitch Lightfoot.

CAREER HONORS

CAREER HIGHS

Points	20	vs. Kansas State (1.21.20)
Field Goals	7	vs. Kansas State (1.21.20)
Field Goal Att.	15	vs. Kansas State (1.21.20)
3PT Field Goals	6	vs. Kansas State (1.21.20)
3PT Field Goal Att.	10	vs. Kansas State (1.21.20)
Free Throws	4	vs. Baylor (1.11.20)
Free Throw Att.	4	vs. Texas Tech (2.1.20)
		vs. Baylor (1.11.20)
Rebounds	9	at Oklahoma State (1.27.20)
Assists	3	vs. Kansas City (12.14.19)
Blocks	2	vs. Kansas City (12.14.19)
Steals	2	5x, last at Oklahoma State (1.27.20)
Minutes	33	at Oklahoma State (1.27.20)

MISCELLANEOUS

	FRESHMAN/CAREER
Double-Doubles	-
10+ Points	5
20+ Points	1
5+ Rebounds	7
10+ Rebounds	-
3+ Assists	1
3+ 3PT Field Goals	7
2+ Steals	5
2+ Blocks	1
Led Team in Pts.	2
Led Team in Rebs.	2
Led Team in Assists	-
Led Team in Blocks	1
Led Team in Steals	2

2019-20 GAME-BY-GAME

OPPONENT (Date)	MP	FG-A	PCT	3PT-A	PCT	FT-A	PCT	O-D-T	PF	A	TO	BLK	ST	TP
vs. Duke (11.5)	4	0-1	.000	0-0	---	0-0	---	0-0-0	2	0	0	0	0	0
UNC GREENSBORO (11.8)	2	0-1	.000	0-1	.000	0-2	.000	0-0-0	0	0	1	0	0	0
MONMOUTH (11.15)	17	4-4	1.000	3-3	1.000	0-0	---	0-2-2	2	1	0	0	2	11
EAST TENNESSEE STATE (11.19)	8	0-1	.000	0-0	---	0-0	---	0-1-1	1	1	1	0	0	0
vs. Chaminade (11.25)	16	3-9	.333	1-4	.250	0-1	.000	2-2-4	0	0	1	0	2	7
vs. BYU (11.26)	8	1-3	.333	0-2	.000	0-0	---	0-0-0	1	0	1	0	0	2
vs. Dayton (11.27)	4	0-1	.000	0-0	---	0-0	---	0-2-2	0	0	0	0	0	0
COLORADO (12.7)	8	0-0	---	0-0	---	0-0	---	0-0-0	1	0	1	0	1	0
MILWAUKEE (12.10)	15	1-5	.200	1-4	.250	0-0	---	0-4-4	0	0	0	0	1	3
KANSAS CITY (12.14)	21	2-4	.500	0-2	.000	0-0	---	4-3-7	1	3	1	2	1	4
at Villanova (12.21)	16	3-5	.600	0-2	.000	0-1	.000	0-2-2	2	0	0	1	0	6
at Stanford (12.29)	19	3-6	.500	3-4	.750	0-1	.000	2-0-2	1	1	0	0	0	9
WEST VIRGINIA (1.4)	30	2-3	.667	0-1	.000	2-3	.667	1-4-5	2	1	0	0	2	6
at Iowa State (1.8)	24	3-6	.500	3-4	.750	0-0	---	0-5-5	1	2	0	0	0	9
BAYLOR (1.11)	22	0-2	.000	0-0	---	4-4	1.000	1-1-2	2	0	0	0	0	4
at Oklahoma (1.14)	26	0-3	.000	0-2	.000	2-2	1.000	1-5-6	1	1	0	1	1	2
at Texas (1.18)	4	0-1	.000	0-0	---	0-0	---	0-1-1	0	0	0	0	0	0
KANSAS STATE (1.21)	29	7-15	.467	6-10	.600	0-0	---	1-3-4	2	1	0	0	2	20
TENNESSEE (1.25)	32	2-8	.250	1-4	.250	2-2	1.000	1-3-4	3	1	1	0	0	7
^at Oklahoma State (1.27)	33	5-11	.455	4-8	.500	2-2	1.000	3-6-9	3	0	2	1	2	16
^TEXAS TECH (2.1)	31	1-2	.500	1-2	.500	3-4	.750	0-5-5	2	0	0	0	1	6
^TEXAS (2.3)	24	1-5	.200	0-2	.000	2-2	1.000	0-5-5	1	0	0	0	1	4
^at TCU (2.8)	20	0-2	.000	0-0	---	0-0	---	0-1-1	0	0	2	0	0	0
at West Virginia (2.12)	16	1-1	1.000	0-0	---	0-0	---	0-2-2	0	0	0	0	0	2
OKLAHOMA (2.15)	10	1-2	.500	1-2	.500	0-0	---	0-0-0	0	1	0	1	0	3
IOWA STATE (2.17)	22	5-6	.833	3-4	.750	0-0	---	1-2-3	1	1	0	0	1	13
at Baylor (2.22)	21	2-3	.667	0-1	.000	0-0	---	0-0-0	2	0	0	0	1	4
OKLAHOMA STATE (2.24)	22	3-5	.600	3-4	.750	1-1	1.000	0-2-2	2	0	1	0	0	10
at Kansas State (2.29)	23	2-4	.500	2-4	.500	0-0	---	1-3-4	3	1	0	1	1	6
TCU (3.4)														
at Texas Tech (3.7)														
TOTAL	**527**	**52-119**	**.437**	**32-70**	**.457**	**18-25**	**.720**	**18-64-82**	**36**	**15**	**12**	**7**	**19**	**154**

^ Starter

CAREER YEAR-BY-YEAR STATISTICS

SEASON	GP	GS	MIN	AVG	FG	FGA	PCT	3FG	3FGA	PCT	FT	FTA	PCT	OFF	DEF	TOT	AVG	PF	FO	AST	TO	BLK	STL	PTS	AVG
2019-20	29	5	527	18.2	52	119	.437	32	70	.457	18	25	.720	18	64	82	2.8	36	0	15	12	7	19	154	5.3
TOTAL	**29**	**5**	**527**	**18.2**	**52**	**119**	**.437**	**32**	**70**	**.457**	**18**	**25**	**.720**	**18**	**64**	**82**	**2.8**	**36**	**0**	**15**	**12**	**7**	**19**	**154**	**5.3**

BIG 12 ONLY YEAR-BY-YEAR STATISTICS

SEASON	GP	GS	MIN	AVG	FG	FGA	PCT	3FG	3FGA	PCT	FT	FTA	PCT	OFF	DEF	TOT	AVG	PF	FO	AST	TO	BLK	STL	PTS	AVG
2019-20	16	5	357	22.3	33	71	.465	23	44	.523	16	18	.889	9	45	54	3.4	22	0	8	5	4	12	105	6.6
TOTAL	**16**	**5**	**357**	**22.3**	**33**	**71**	**.465**	**23**	**44**	**.523**	**16**	**18**	**.889**	**9**	**45**	**54**	**3.4**	**22**	**0**	**8**	**5**	**4**	**12**	**105**	**6.6**

ISAIAH MOSS

Senior • Guard • 6-5 • 208 • Chicago, Ill. • Simeon Career Academy / Iowa

SEASON STATS

PPG	RPG	APG	FG%	3FG%	FT%
8.2	2.2	0.5	40%	36%	91%

LAST GAME AT KANSAS STATE (2.29.20)

MIN	PTS	REBS	ASTS	BLKS	STLS
33	8	5	1	0	0

A graduate transfer from Iowa who started three seasons for the Hawkeyes ... Recipient of the Iowa's Most Improved Player Award each of the last two seasons (2018, 2019) ... Needs seven points to reach career point 1,000 ... Enters senior season having scored in double figures 43 times, including netting 20 points or more seven times.

CAREER HONORS

Big 12 Newcomer of the Week (1.20.20)

CAREER HIGHS (*AT IOWA)

Points	32*	at Minnesota (2.21.18)
Field Goals	12*	at Minnesota (2.21.18)
Field Goal Att.	18*	at Minnesota (2.21.18)
3PT Field Goals	6	at Oklahoma (1.14.20) *at Minnesota (1.27.19)
3PT Field Goal Att.	11	at Oklahoma (1.14.20)
Free Throws	10*	vs. Louisiana (11.20.17)
Free Throw Att.	10*	vs. Louisiana (11.20.17)
Rebounds	10*	2x, last vs. Maryland (2.19.19)
Assists	6*	2x, last vs. Illinois (1.20.19)
Blocks	2*	4x, last vs. W. Carolina (12.18.18)
Steals	5*	vs. Indiana (3.9.17)
Minutes	38	at Oklahoma (1.14.20)

MISCELLANEOUS (*AT IOWA)

	*R-FR	*SO	*JR	SR	CAREER
Double-Doubles	0	0	2	-	2
10+ Points	9	19	15	9	52
20+ Points	0	3	3	2	8
3+ 3-pointers	4	9	6	8	27
5+ Rebounds	1	1	6	2	10
10+ Rebounds	0	0	2	-	2
3+ Assists	3	9	8	-	20
2+ Steals	3	5	8	2	18
2+ Blocks	3	0	1	-	4
Led Team in Pts.	1	5	0	4	10
Led Team in Rebs.	1	0	2	-	2
Led Team in Assists	0	3	7	-	10
Led Team in Steals	3	9	10	3	25
Led Team in Blocks	7	5	1	-	13

2019-20 GAME-BY-GAME

OPPONENT (Date)	MP	FG-A	PCT	3PT-A	PCT	FT-A	PCT	O-D-T	PF	A	TO	BLK	ST	TP
vs. Duke (11.5)						DNP								
UNC GREENSBORO (11.8)	25	3-7	.429	2-6	.333	0-0	---	0-3-3	2	0	0	0	0	8
MONMOUTH (11.15)	15	5-6	.833	5-6	.833	6-6	1.000	0-1-1	0	2	0	0	0	21
EAST TENNESSEE STATE (11.19)	17	0-2	.000	0-2	.000	2-2	1.000	0-1-1	0	1	2	0	1	2
vs. Chaminade (11.25)	20	5-7	.714	3-4	.750	0-0	---	0-1-1	2	1	1	0	1	13
vs. BYU (11.26)	30	2-8	.250	1-5	.200	0-1	.000	1-2-3	2	1	1	0	2	5
vs. Dayton (11.27)	36	0-1	.000	0-1	.000	0-0	---	1-3-4	1	1	0	0	0	0
COLORADO (12.7)	24	3-5	.600	2-4	.500	0-0	---	0-3-3	3	0	1	1	0	8
MILWAUKEE (12.10)	19	2-5	.400	2-5	.400	2-2	1.000	0-1-1	1	0	1	0	0	8
KANSAS CITY (12.14)	19	2-6	.333	1-5	.200	0-0	---	0-0-0	0	0	1	0	1	5
at Villanova (12.21)	15	0-5	.000	0-3	.000	0-0	---	0-0-0	1	0	2	0	0	0
at Stanford (12.29)	27	6-12	.500	4-7	.571	1-1	1.000	1-2-3	0	1	1	0	1	17
WEST VIRGINIA (1.4)	7	0-2	.000	0-2	.000	0-0	---	0-1-1	1	0	0	0	0	0
at Iowa State (1.8)	17	1-5	.200	0-2	.000	0-0	---	0-0-0	1	0	0	0	0	2
BAYLOR (1.11)	30	5-12	.417	2-8	.250	3-4	.750	0-3-3	1	1	2	0	0	15
^at Oklahoma (1.14)	38	7-13	.538	6-11	.545	0-0	---	1-3-4	1	1	0	0	0	20
at Texas (1.18)	32	2-3	.667	1-1	1.000	0-0	---	0-5-5	2	0	1	0	1	5
KANSAS STATE (1.21)	13	3-7	.429	1-4	.250	0-0	---	0-1-1	2	0	0	0	1	7
^TENNESSEE (1.25)	20	1-6	.167	0-3	.000	0-1	.000	0-0-0	3	0	0	0	0	2
at Oklahoma State (1.27)	25	4-9	.444	3-8	.375	2-2	1.000	1-0-1	2	1	1	0	0	13
TEXAS TECH (2.1)	18	5-8	.625	1-3	.333	1-1	1.000	0-0-0	1	1	1	0	0	12
TEXAS (2.3)	23	3-9	.333	1-5	.200	0-0	---	0-2-2	1	0	1	0	0	7
at TCU (2.8)	27	3-11	.273	3-8	.375	0-0	---	0-3-3	4	0	2	0	1	9
at West Virginia (2.12)	25	3-7	.429	3-5	.600	4-4	1.000	1-1-2	0	0	1	0	2	13
^OKLAHOMA (2.15)	33	2-5	.400	2-3	.667	2-2	1.000	0-1-1	2	0	1	0	0	8
^IOWA STATE (2.17)	25	1-7	.143	0-4	.000	0-0	---	1-5-6	0	2	1	0	0	2
^at Baylor (2.22)	31	4-9	.444	1-4	.250	2-2	1.000	0-3-3	0	0	1	0	0	11
^OKLAHOMA STATE (2.24)	28	3-7	.429	3-6	.500	0-0	---	0-4-4	2	1	0	0	1	9
^at Kansas State (2.29)	33	1-5	.200	0-4	.000	6-6	1.000	1-4-5	0	1	1	0	0	8
TCU (3.4)														
at Texas Tech (3.7)														
TOTAL	**672**	**76-189**	**.402**	**47-129**	**.364**	**31-34**	**.912**	**8-53-61**	**35**	**15**	**23**	**1**	**12**	**230**

^ Starter

CAREER YEAR-BY-YEAR STATISTICS (*AT IOWA)

SEASON	GP	GS	MIN	AVG	FG	FGA	PCT	3FG	3FGA	PCT	FT	FTA	PCT	OFF	DEF	TOT	AVG	PF	FO	AST	TO	BLK	STL	PTS	AVG
2016-17*	34	28	580	17.1	84	204	.412	29	81	.358	23	31	.742	9	46	55	1.6	42	1	29	36	13	19	220	6.5
2017-18*	33	33	798	24.2	129	307	.420	49	127	.386	58	66	.879	17	57	74	2.2	46	0	62	41	7	22	365	11.1
2018-19*	35	35	844	24.1	110	276	.399	48	114	.421	53	67	.791	22	78	100	2.9	55	0	62	49	7	32	321	9.2
2019-20	28	7	672	24.0	76	189	.402	47	129	.364	31	34	.912	8	53	61	2.2	35	0	15	23	1	12	230	8.2
TOTAL	**130**	**103**	**2894**	**22.3**	**399**	**976**	**.409**	**173**	**451**	**.384**	**165**	**198**	**.833**	**56**	**234**	**290**	**2.2**	**178**	**1**	**168**	**149**	**28**	**85**	**1136**	**8.7**

BIG 12 ONLY YEAR-BY-YEAR STATISTICS

SEASON	GP	GS	MIN	AVG	FG	FGA	PCT	3FG	3FGA	PCT	FT	FTA	PCT	OFF	DEF	TOT	AVG	PF	FO	AST	TO	BLK	STL	PTS	AVG
2019-20	16	6	405	25.3	47	119	.395	27	78	.346	20	21	.952	5	36	41	2.6	20	0	8	13	0	6	141	8.8
TOTAL	**16**	**6**	**405**	**25.3**	**47**	**119**	**.395**	**27**	**78**	**.346**	**20**	**21**	**.952**	**5**	**36**	**41**	**2.6**	**20**	**0**	**8**	**13**	**0**	**6**	**141**	**8.8**

ELIJAH ELLIOTT

RS-Freshman • Guard • 6-3 • 185 • Southlake, Texas • Carroll Senior HS

SEASON STATS

PPG	RPG	APG	FG%	3FG%	FT%
0.8	0.1	0.3	75%	100%	-

LAST GAME VS. IOWA STATE (2.17.20)

MIN	PTS	REBS	ASTS	BLKS	STLS
2	0	0	0	0	0

A shooting guard who will add depth on the perimeter ... An invited walk-on who joined the team in summer 2018.

CAREER HONORS

CAREER HIGHS

Points	3	vs. Chaminade (11.25.19)
Field Goals	1	vs. Kansas City (12.14.19)
		vs. Chaminade (11.25.19)
		vs. Monmouth (11.15.19)
Field Goal Att.	2	vs. Monmouth (11.15.19)
3PT Field Goals	1	vs. Chaminade (11.25.19)
3PT Field Goal Att.	1	vs. Chaminade (11.25.19)
Free Throws	-	
Free Throw Att.	-	
Rebounds	1	vs. Monmouth (11.15.19)
Assists	1	vs. Kansas State (1.21.20)
		vs. Chaminade (11.25.19)
		vs. Monmouth (11.15.19)
Blocks	-	
Steals	-	
Minutes	5	vs. Monmouth (11.15.19)

MISCELLANEOUS

	FRESHMAN/CAREER
5+ Points	-
4+ Points	-
3+ Rebounds	-
3+ Assists	-
2+ 3PT Field Goals	-
2+ Steals	-
2+ Blocks	-
Led Team in Pts.	-
Led Team in Rebs.	-
Led Team in Assists	-
Led Team in Blocks	-
Led Team in Steals	-

2019-20 GAME-BY-GAME

OPPONENT (Date)	MP	FG-A	PCT	3PT-A	PCT	FT-A	PCT	O-D-T	PF	A	TO	BLK	ST	TP
vs. Duke (11.5)						DNP								
UNC GREENSBORO (11.8)						DNP								
MONMOUTH (11.15)	5	1-2	.500	0-0	---	0-0	---	1-0-1	2	1	0	0	0	2
EAST TENNESSEE STATE (11.19)						DNP								
vs. Chaminade (11.25)	4	1-1	1.000	1-1	1.000	0-0	---	0-0-0	0	1	1	0	0	3
vs. BYU (11.26)	1	0-0	---	0-0	---	0-0	---	0-0-0	0	0	0	0	0	0
vs. Dayton (11.27)						DNP								
COLORADO (12.7)						DNP								
MILWAUKEE (12.10)	1	0-0	---	0-0	---	0-0	---	0-0-0	0	0	0	0	0	0
KANSAS CITY (12.14)	4	1-1	1.000	0-0	---	0-0	---	0-0-0	0	0	0	0	0	2
at Villanova (12.21)						DNP								
at Stanford (12.29)						DNP								
WEST VIRGINIA (1.4)						DNP								
at Iowa State (1.8)						DNP								
BAYLOR (1.11)						DNP								
at Oklahoma (1.14)						DNP								
at Texas (1.18)						DNP								
KANSAS STATE (1.21)	3	0-0	---	0-0	---	0-0	---	0-0-0	0	1	0	0	0	0
TENNESSEE (1.25)						DNP								
at Oklahoma State (1.27)	1	0-0	---	0-0	---	0-0	---	0-0-0	0	0	0	0	0	0
TEXAS TECH (2.1)						DNP								
TEXAS (2.3)						DNP								
at TCU (2.8)						DNP								
at West Virginia (2.12)						DNP								
OKLAHOMA (2.15)	1	0-0	---	0-0	---	0-0	---	0-0-0	0	0	0	0	0	0
IOWA STATE (2.17)	2	0-0	---	0-0	---	0-0	---	0-0-0	1	0	1	0	0	0
at Baylor (2.22)						DNP								
OKLAHOMA STATE (2.24)						DNP								
at Kansas State (2.29)						DNP								
TCU (3.4)														
at Texas Tech (3.7)														
TOTAL	**22**	**3-4**	**.750**	**1-1**	**1.000**	**0-0**	**---**	**1-0-1**	**3**	**3**	**2**	**0**	**0**	**7**

ˆ Starter

CAREER YEAR-BY-YEAR STATISTICS

SEASON	GP	GS	MIN	AVG	FG	FGA	PCT	3FG	3FGA	PCT	FT	FTA	PCT	OFF	DEF	TOT	AVG	PF	FO	AST	TO	BLK	STL	PTS	AVG
2019-20	9	0	22	2.4	3	4	.750	1	1	1.000	0	0	.000	1	0	1	0.1	3	0	3	2	0	0	7	0.8
TOTAL	**9**	**0**	**22**	**2.4**	**3**	**4**	**.750**	**1**	**1**	**1.000**	**0**	**0**	**.000**	**1**	**0**	**1**	**0.1**	**3**	**0**	**3**	**2**	**0**	**0**	**7**	**0.8**

BIG 12 ONLY YEAR-BY-YEAR STATISTICS

SEASON	GP	GS	MIN	AVG	FG	FGA	PCT	3FG	3FGA	PCT	FT	FTA	PCT	OFF	DEF	TOT	AVG	PF	FO	AST	TO	BLK	STL	PTS	AVG
2019-20	4	0	7	1.8	0	0	.000	0	0	.000	0	0	.000	0	0	0	0.0	1	0	1	1	0	0	0	0.0
TOTAL	**4**	**0**	**7**	**1.8**	**0**	**0**	**.000**	**0**	**0**	**.000**	**0**	**0**	**.000**	**0**	**0**	**0**	**0.0**	**1**	**0**	**1**	**1**	**0**	**0**	**0**	**0.0**

JALEN WILSON

Freshman • Forward • 6-8 • 215 • Denton, Texas • John H. Guyer HS

SEASON STATS

PPG	RPG	APG	FG%	3FG%	FT%
0.0	0.0	0.0	0%	0%	-

LAST GAME VS. UNCG (11.8.19)

MIN	PTS	REBS	ASTS	BLKS	STLS
0+	0	0	0	0	0

Bill Self announced Feb. 12 that Jalen Wilson will redshirt the 2019-20 season ... Broke his foot against UNCG (11/8) and will be out until January ... A multi-talented forward who brings great size, skill and versatility and can play big and small ... Has been described as incredibly tough ... Comes from an athletic family as both parents played college basketball.

CAREER HONORS

CAREER HIGHS

Points	-	
Field Goals	-	
Field Goal Att.	1	vs. Duke (11.15.19)
3PT Field Goals	-	
3PT Field Goal Att.	1	vs. Duke (11.15.19)
Free Throws	-	
Free Throw Att.	-	
Rebounds	-	
Assists	-	
Blocks	-	
Steals	-	
Minutes	2	vs. Duke (11.15.19)

MISCELLANEOUS

	FRESHMAN/CAREER
Double-Doubles	-
10+ Points	-
20+ Points	-
5+ Rebounds	-
10+ Rebounds	-
3+ Assists	-
3+ 3PT Field Goals	-
2+ Steals	-
2+ Blocks	-
Led Team in Pts.	-
Led Team in Rebs.	-
Led Team in Assists	-
Led Team in Blocks	-
Led Team in Steals	-

2019-20 GAME-BY-GAME

OPPONENT (Date)	MP	FG-A	PCT	3PT-A	PCT	FT-A	PCT	O-D-T	PF	A	TO	BLK	ST	TP
vs. Duke (11.5)	2	0-1	.000	0-1	.000	0-0	---	0-0-0	1	0	1	0	0	0
UNC GREENSBORO (11.8)	0+	0-0	---	0-0	---	0-0	---	0-0-0	0	0	0	0	0	0
MONMOUTH (11.15)						DNP								
EAST TENNESSEE STATE (11.19)						DNP								
vs. Chaminade (11.25)						DNP								
vs. BYU (11.26)						DNP								
vs. Dayton (11.27)						DNP								
COLORADO (12.7)						DNP								
MILWAUKEE (12.10)						DNP								
KANSAS CITY (12.14)						DNP								
at Villanova (12.21)						DNP								
at Stanford (12.29)						DNP								
WEST VIRGINIA (1.4)						DNP								
at Iowa State (1.8)						DNP								
BAYLOR (1.11)						DNP								
at Oklahoma (1.14)						DNP								
at Texas (1.18)						DNP								
KANSAS STATE (1.21)						DNP								
TENNESSEE (1.25)						DNP								
at Oklahoma State (1.27)						DNP								
TEXAS TECH (2.1)						DNP								
TEXAS (2.3)						DNP								
at TCU (2.8)						DNP								
at West Virginia (2.12)						DNP								
OKLAHOMA (2.15)						DNP								
IOWA STATE (2.17)						DNP								
at Baylor (2.22)						DNP								
OKLAHOMA STATE (2.24)						DNP								
at Kansas State (2.29)						DNP								
TCU (3.4)														
at Texas Tech (3.7)														
TOTAL	**2**	**0-1**	**.000**	**0-1**	**.000**	**0-0**	**---**	**0-0-0**	**1**	**0**	**1**	**0**	**0**	**0**

ˆ Starter

CAREER YEAR-BY-YEAR STATISTICS

SEASON	GP	GS	MIN	AVG	FG	FGA	PCT	3FG	3FGA	PCT	FT	FTA	PCT	OFF	DEF	TOT	AVG	PF	FO	AST	TO	BLK	STL	PTS	AVG
2019-20	2	0	2	1.0	0	1	.000	0	1	.000	0	0	.000	0	0	0	0.0	1	0	0	1	0	0	0	0.0
TOTAL	**2**	**0**	**2**	**1.0**	**0**	**1**	**.000**	**0**	**1**	**.000**	**0**	**0**	**.000**	**0**	**0**	**0**	**0.0**	**1**	**0**	**0**	**1**	**0**	**0**	**0**	**0.0**

BIG 12 ONLY YEAR-BY-YEAR STATISTICS

SEASON	GP	GS	MIN	AVG	FG	FGA	PCT	3FG	3FGA	PCT	FT	FTA	PCT	OFF	DEF	TOT	AVG	PF	FO	AST	TO	BLK	STL	PTS	AVG
2019-20																									
TOTAL																									

CHRIS TEAHAN

Junior • Guard • 6-4 • 175 • Leawood, Kan. • Rockhurst HS

SEASON STATS

PPG	RPG	APG	FG%	3FG%	FT%
0.8	0.1	0.1	33%	33%	-

LAST GAME VS. OKLAHOMA STATE (2.24.20)

MIN	PTS	REBS	ASTS	BLKS	STLS
2	0	0	0	0	0

An invited walk-on who played in 22 games entering his junior season at Kansas ... Has appeared in nine Big 12 regular-season contests and four postseason games ... Was a two-sport (football) athlete at Rockhurst High School in Kansas City, Missouri ... Older brother, Conner, played five seasons at KU and on two Final Four teams (2008 and 2012). **2017-18:** Appeared in 10 games, two in conference play and three postseason ... Averaged 2.3 minutes per contest ... Had a season-high four points vs. Toledo (11/28).

CAREER HONORS

CAREER HIGHS

Points	4	vs. Toledo (11.28.17)
Field Goals	1	9x, last vs. Iowa State (2.17.18)
Field Goal Att.	2	7x, last vs. Monmouth (11.15.19)
3PT Field Goals	1	7x, last vs. Iowa State (2.17.18)
3PT Field Goal Att.	2	5x, last vs. Monmouth (11.15.19)
Free Throws	2	vs. Toledo (11.28.17)
Free Throw Att.	2	vs. Toledo (11.28.17)
Rebounds	3	vs. South Dakota St. (11.17.17)
Assists	1	vs. Monmouth (11.15.19)
		vs. Eastern Michigan (12.29.18)
		vs. Tennessee St. (11.10.17)
Blocks	1	vs. Kansas State (1.21.20)
Steals	-	-
Minutes	7	vs. Monmouth (11.15.19)

MISCELLANEOUS

	FR	SO	JR	CAREER
5+ Minutes	-	-	2	2
4+ Points	1	-	-	1
3+ Rebounds	1	-	-	1
3+ Assists	-	-	-	-
2+ 3PT Field Goals	-	-	-	-
2+ Steals	-	-	-	-
2+ Blocks	1	-	-	1
Led Team in Pts.	-	-	-	-
Led Team in Rebs.	-	-	-	-
Led Team in Steals	-	-	-	-
Led Team in Blocks	-	-	-	-

2019-20 GAME-BY-GAME

OPPONENT (Date)	MP	FG-A	PCT	3PT-A	PCT	FT-A	PCT	O-D-T	PF	A	TO	BLK	ST	TP
vs. Duke (11.5)						DNP								
UNC GREENSBORO (11.8)						DNP								
MONMOUTH (11.15)	7	1-2	.500	1-2	.500	0-0	---	0-0-0	2	1	0	0	0	3
EAST TENNESSEE STATE (11.19)						DNP								
vs. Chaminade (11.25)	4	0-1	.000	0-1	.000	0-0	---	0-0-0	1	0	0	0	0	0
vs. BYU (11.26)	1	0-0	---	0-0	---	0-0	---	0-0-0	0	0	0	0	0	0
vs. Dayton (11.27)						DNP								
COLORADO (12.7)	1	0-0	---	0-0	---	0-0	---	0-0-0	0	0	0	0	0	0
MILWAUKEE (12.10)	1	1-1	1.000	1-1	1.000	0-0	---	0-0-0	0	0	0	0	0	3
KANSAS CITY (12.14)	5	0-1	.000	0-1	.000	0-0	---	0-0-0	0	0	0	0	0	0
at Villanova (12.21)						DNP								
at Stanford (12.29)						DNP								
WEST VIRGINIA (1.4)						DNP								
at Iowa State (1.8)	3	0-1	.000	0-1	.000	0-0	---	0-1-1	0	0	0	0	0	0
BAYLOR (1.11)						DNP								
at Oklahoma (1.14)						DNP								
at Texas (1.18)						DNP								
KANSAS STATE (1.21)	3	0-0	---	0-0	---	0-0	---	0-0-0	0	0	1	1	0	0
TENNESSEE (1.25)						DNP								
at Oklahoma State (1.27)	2	0-1	.000	0-1	.000	0-0	---	0-0-0	0	0	0	0	0	0
TEXAS TECH (2.1)						DNP								
TEXAS (2.3)						DNP								
at TCU (2.8)						DNP								
at West Virginia (2.12)						DNP								
OKLAHOMA (2.15)	1	0-0	---	0-0	---	0-0	---	0-0-0	1	0	0	0	0	0
IOWA STATE (2.17)	2	1-1	1.000	1-1	1.000	0-0	---	0-0-0	0	0	0	0	0	3
at Baylor (2.22)						DNP								
OKLAHOMA STATE (2.24)	2	0-1	.000	0-1	.000	0-0	---	0-0-0	0	0	0	0	0	0
at Kansas State (2.29)						DNP								
TCU (3.4)														
at Texas Tech (3.7)														
TOTAL	**32**	**3-9**	**.333**	**3-9**	**.333**	**0-0**	**---**	**0-1-1**	**4**	**1**	**1**	**1**	**0**	**9**

^ Starter

CAREER YEAR-BY-YEAR STATISTICS

SEASON	GP	GS	MIN	AVG	FG	FGA	PCT	3FG	3FGA	PCT	FT	FTA	PCT	OFF	DEF	TOT	AVG	PF	FO	AST	TO	BLK	STL	PTS	AVG
2017-18	11	0	25	2.3	4	11	.364	2	8	.250	2	2	1.000	2	5	7	0.6	2	0	1	3	0	0	12	1.1
2018-19	11	0	19	1.7	2	5	.400	2	5	.400	0	0	.000	0	1	1	0.1	2	0	1	2	0	0	6	0.5
2019-20	12	0	32	2.7	3	9	.333	3	9	.333	0	0	.000	0	1	1	0.1	4	0	1	1	1	0	9	0.8
TOTAL	**34**	**0**	**76**	**2.2**	**9**	**25**	**.360**	**7**	**22**	**.318**	**2**	**2**	**1.000**	**2**	**7**	**9**	**0.3**	**8**	**0**	**3**	**6**	**1**	**0**	**27**	**0.8**

BIG 12 ONLY YEAR-BY-YEAR STATISTICS

SEASON	GP	GS	MIN	AVG	FG	FGA	PCT	3FG	3FGA	PCT	FT	FTA	PCT	OFF	DEF	TOT	AVG	PF	FO	AST	TO	BLK	STL	PTS	AVG
2017-18	2	0	2	1.0	0	1	.000	0	1	.000	0	0	.000	0	0	0	0.0	0	0	0	0	0	0	0	0.0
2018-19	7	0	13	1.9	2	5	.400	2	5	.400	0	0	.000	0	1	1	0.1	1	0	0	1	0	0	6	0.9
2019-20	6	0	13	2.2	1	4	.250	1	4	.250	0	0	.000	0	1	1	0.2	1	0	0	1	1	0	3	0.5
TOTAL	**15**	**0**	**28**	**1.9**	**3**	**10**	**.300**	**3**	**10**	**.300**	**0**	**0**	**.000**	**0**	**2**	**2**	**0.1**	**2**	**0**	**0**	**1**	**0**	**0**	**9**	**0.6**

TRISTAN ENARUNA (en-uh-ROO-nuh)

Freshman • Guard/Forward • 6-8 • 200 • Almere, Flevoland, Netherlands • Wasatch Academy (Utah)

SEASON STATS

PPG	RPG	APG	FG%	3FG%	FT%
2.5	2.3	0.7	34%	26%	50%

LAST GAME AT KANSAS STATE (2.29.20)

MIN	PTS	REBS	ASTS	BLKS	STLS
3	0	0	0	0	1

A versatile player recruit who has a 7-foot wingspan ... Guarded all five positions while in high school ... Gained valuable experience in summer 2019 playing for the Netherlands in the U18 FIBA European Championship.

CAREER HONORS

CAREER HIGHS

Points	9	vs. UNCG (11.8.19)
Field Goals	3	vs. Monmouth (11.15.19)
		vs. UNCG (11.8.19)
Field Goal Att.	10	vs. Kansas City (12.14.19)
3PT Field Goals	1	8x, last vs. Oklahoma St. (2.24.20)
3PT Field Goal Att.	4	vs. Kansas City (12.14.19)
		vs. Chaminade (11.25.19)
Free Throws	3	vs. BYU (11.26.19)
Free Throw Att.	4	vs. BYU (11.26.19)
Rebounds	5	4x, last at Oklahoma St. (1.27.20)
Assists	4	vs. E. Tennessee State (11.19.19)
Blocks	2	vs. Chaminade (11.25.19)
		vs. Duke (11.5.19)
Steals	4	vs. E. Tennessee State (11.19.19)
Minutes	23	vs. E. Tennessee State (11.19.19)

MISCELLANEOUS

	FRESHMAN/CAREER
Double-Doubles	-
10+ Points	-
20+ Points	-
5+ Rebounds	4
10+ Rebounds	-
3+ Assists	2
2+ 3PT Field Goals	-
2+ Steals	3
2+ Blocks	2
Led Team in Pts.	-
Led Team in Rebs.	-
Led Team in Assists	-
Led Team in Blocks	4
Led Team in Steals	2

2019-20 GAME-BY-GAME

OPPONENT (Date)	MP	FG-A	PCT	3PT-A	PCT	FT-A	PCT	O-D-T	PF	A	TO	BLK	ST	TP
vs. Duke (11.5)	16	2-3	.667	1-1	1.000	0-0	---	0-2-2	2	0	2	2	1	5
UNC GREENSBORO (11.8)	19	3-5	.600	1-2	.500	2-3	.667	1-4-5	2	2	1	1	0	9
MONMOUTH (11.15)	14	3-6	.500	1-2	.500	0-0	---	0-4-4	1	2	2	0	0	7
EAST TENNESSEE STATE (11.19)	23	2-3	.667	0-1	.000	0-0	---	0-4-4	2	4	1	0	4	4
vs. Chaminade (11.25)	21	1-6	.167	1-4	.250	0-1	.000	1-1-2	1	3	2	2	0	3
vs. BYU (11.26)	16	0-3	.000	0-1	.000	3-4	.750	1-0-1	0	1	1	1	1	3
vs. Dayton (11.27)	18	1-4	.250	1-2	.500	0-0	---	0-4-4	2	0	1	0	0	3
COLORADO (12.7)	11	1-3	.333	0-1	.000	0-0	---	1-4-5	2	0	3	0	0	2
MILWAUKEE (12.10)	10	2-3	.667	0-1	.000	0-0	---	1-0-1	0	1	1	0	0	4
KANSAS CITY (12.14)	16	1-10	.100	0-4	.000	0-0	---	0-5-5	1	1	0	1	1	2
at Villanova (12.21)	21	1-1	1.000	1-1	1.000	0-0	---	2-1-3	1	2	0	1	0	3
at Stanford (12.29)	11	1-1	1.000	0-0	---	0-1	.000	0-3-3	0	1	2	0	0	2
WEST VIRGINIA (1.4)	1	0-0	---	0-0	---	0-0	---	0-0-0	0	0	1	0	0	0
at Iowa State (1.8)	15	0-1	.000	0-0	---	0-0	---	0-1-1	1	0	1	0	2	0
BAYLOR (1.11)	5	1-2	.500	0-0	---	0-0	---	0-1-1	0	0	0	1	0	2
at Oklahoma (1.14)	11	1-3	.333	0-0	---	0-2	.000	2-2-4	1	1	2	0	1	2
at Texas (1.18)	1	0-0	---	0-0	---	0-0	---	0-0-0	0	0	0	0	0	0
KANSAS STATE (1.21)	12	2-5	.400	0-2	.000	2-3	.667	2-0-2	0	0	1	0	2	6
TENNESSEE (1.25)	5	0-0	---	0-0	---	1-2	.500	1-0-1	1	0	1	0	0	1
at Oklahoma State (1.27)	15	1-6	.167	1-3	.333	0-0	---	1-4-5	2	0	0	1	0	3
TEXAS TECH (2.1)	4	1-2	.500	0-0	---	0-0	---	1-0-1	0	0	0	0	0	2
TEXAS (2.3)	4	0-1	.000	0-0	---	0-0	---	0-0-0	0	0	0	0	0	0
at TCU (2.8)	9	0-0	---	0-0	---	0-0	---	0-2-2	0	1	0	0	1	0
at West Virginia (2.12)	3	0-0	---	0-0	---	0-2	.000	1-0-1	0	0	1	0	0	0
OKLAHOMA (2.15)	9	1-2	.500	0-1	.000	0-0	---	0-2-2	1	0	2	0	0	2
IOWA STATE (2.17)	10	0-2	.000	0-2	.000	2-2	1.000	2-2-4	0	0	2	0	0	2
at Baylor (2.22)						DNP								
OKLAHOMA STATE (2.24)	16	1-4	.250	1-3	.333	1-2	.500	1-1-2	1	0	0	0	0	4
at Kansas State (2.29)	3	0-0	---	0-0	---	0-0	---	0-0-0	0	0	1	0	1	0
TCU (3.4)														
at Texas Tech (3.7)														
TOTAL	**319**	**26-76**	**.342**	**8-31**	**.258**	**11-22**	**.500**	**18-47-65**	**21**	**19**	**28**	**10**	**14**	**71**

ˆ Starter

CAREER YEAR-BY-YEAR STATISTICS

SEASON	GP	GS	MIN	AVG	FG	FGA	PCT	3FG	3FGA	PCT	FT	FTA	PCT	OFF	DEF	TOT	AVG	PF	FO	AST	TO	BLK	STL	PTS	AVG
2019-20	28	0	319	11.4	26	76	.342	8	31	.258	11	22	.500	18	47	65	2.3	21	0	19	28	10	14	71	2.5
TOTAL	**28**	**0**	**319**	**11.4**	**26**	**76**	**.342**	**8**	**31**	**.258**	**11**	**22**	**.500**	**18**	**47**	**65**	**2.3**	**21**	**0**	**19**	**28**	**10**	**14**	**71**	**2.5**

BIG 12 ONLY YEAR-BY-YEAR STATISTICS

SEASON	GP	GS	MIN	AVG	FG	FGA	PCT	3FG	3FGA	PCT	FT	FTA	PCT	OFF	DEF	TOT	AVG	PF	FO	AST	TO	BLK	STL	PTS	AVG
2019-20	15	0	118	7.9	8	28	.286	2	11	.182	5	11	.455	10	15	25	1.7	6	0	2	11	2	7	23	1.5
TOTAL	**15**	**0**	**118**	**7.9**	**8**	**28**	**.286**	**2**	**11**	**.182**	**5**	**11**	**.455**	**10**	**15**	**25**	**1.7**	**6**	**0**	**2**	**11**	**2**	**7**	**23**	**1.5**

MICHAEL JANKOVICH (JANG-koh-vitch)

Freshman • Guard • 6-5 • 185 • Dallas, Texas • Jesuit College Prep / Northfield Mount Herman (Mass.)

SEASON STATS

PPG	RPG	APG	FG%	3FG%	FT%
1.2	0.1	0.1	43%	43%	75%

LAST GAME VS. OKLAHOMA STATE (2.24.20)

MIN	PTS	REBS	ASTS	BLKS	STLS
3	0	1	0	0	0

An invited walk-on who provides depth at the guard position ... Has solid range from beyond the arc ... Son of SMU head coach Tim Jankovich, who spent five seasons as an assistant coach on Bill Self's staffs at Illinois and Kansas ... Lived in Lawrence from ages 4-8 while his father was on the KU staff.

CAREER HONORS

CAREER HIGHS

Points	5	vs. Monmouth (11.15.19)
Field Goals	1	vs. Kansas State (1.21.20)
		vs. Kansas City (12.14.19)
		vs. Monmouth (11.15.19)
Field Goal Att.	3	vs. Monmouth (11.15.19)
3PT Field Goals	1	vs. Kansas State (1.21.20)
		vs. Kansas City (12.14.19)
		vs. Monmouth (11.15.19)
3PT Field Goal Att.	3	vs. Monmouth (11.15.19)
Free Throws	2	vs. Monmouth (11.15.19)
Free Throw Att.	2	vs. Kansas State (1.21.20)
		vs. Monmouth (11.15.19)
Rebounds	1	vs. Oklahoma State (2.24.20)
Assists	1	vs. Chaminade (11.25.19)
Blocks	-	
Steals	1	vs. Chaminade (11.25.19)
Minutes	5	vs. Monmouth (11.15.19)

MISCELLANEOUS

	FRESHMAN/CAREER
5+ Minutes	1
4+ Points	2
3+ Rebounds	-
3+ Assists	-
2+ 3PT Field Goals	-
2+ Steals	-
2+ Blocks	-
Led Team in Pts.	-
Led Team in Rebs.	-
Led Team in Assists	-
Led Team in Blocks	-
Led Team in Steals	-

2019-20 GAME-BY-GAME

OPPONENT (Date)	MP	FG-A	PCT	3PT-A	PCT	FT-A	PCT	O-D-T	PF	A	TO	BLK	ST	TP
vs. Duke (11.5)						DNP								
UNC GREENSBORO (11.8)						DNP								
MONMOUTH (11.15)	5	1-3	.333	1-3	.333	2-2	1.000	0-0-0	1	0	1	0	0	5
EAST TENNESSEE STATE (11.19)						DNP								
vs. Chaminade (11.25)	4	0-0	---	0-0	---	0-0	---	0-0-0	0	1	1	0	1	0
vs. BYU (11.26)	1	0-0	---	0-0	---	0-0	---	0-0-0	1	0	0	0	0	0
vs. Dayton (11.27)						DNP								
COLORADO (12.7)						DNP								
MILWAUKEE (12.10)	1	0-0	---	0-0	---	0-0	---	0-0-0	0	0	0	0	0	0
KANSAS CITY (12.14)	4	1-1	1.000	1-1	1.000	0-0	---	0-0-0	0	0	0	0	0	3
at Villanova (12.21)						DNP								
at Stanford (12.29)	1	0-0	---	0-0	---	0-0	---	0-0-0	0	0	0	0	0	0
WEST VIRGINIA (1.4)						DNP								
at Iowa State (1.8)	3	0-1	.000	0-1	.000	0-0	---	0-0-0	0	0	0	0	0	0
BAYLOR (1.11)						DNP								
at Oklahoma (1.14)						DNP								
at Texas (1.18)						DNP								
KANSAS STATE (1.21)	3	1-1	1.000	1-1	1.000	1-2	.500	0-0-0	0	0	0	0	0	4
TENNESSEE (1.25)						DNP								
at Oklahoma State (1.27)	2	0-0	---	0-0	---	0-0	---	0-0-0	0	0	0	0	0	0
TEXAS TECH (2.1)						DNP								
TEXAS (2.3)						DNP								
at TCU (2.8)						DNP								
at West Virginia (2.12)						DNP								
OKLAHOMA (2.15)						DNP								
IOWA STATE (2.17)						DNP								
at Baylor (2.22)						DNP								
OKLAHOMA STATE (2.24)	3	0-1	.000	0-1	.000	0-0	---	1-0-1	0	0	1	0	0	0
at Kansas State (2.29)						DNP								
TCU (3.4)														
at Texas Tech (3.7)														
TOTAL	**27**	**3-7**	**.429**	**3-7**	**.429**	**3-4**	**.750**	**0-0-1**	**2**	**1**	**3**	**0**	**1**	**12**

ˆ Starter

CAREER YEAR-BY-YEAR STATISTICS

SEASON	GP	GS	MIN	AVG	FG	FGA	PCT	3FG	3FGA	PCT	FT	FTA	PCT	OFF	DEF	TOT	AVG	PF	FO	AST	TO	BLK	STL	PTS	AVG
2019-20	10	0	27	2.7	3	7	.429	3	7	.429	3	4	.750	1	0	1	0.1	2	0	1	3	0	1	12	1.2
TOTAL	**10**	**0**	**27**	**2.7**	**3**	**7**	**.429**	**3**	**7**	**.429**	**3**	**4**	**.750**	**1**	**0**	**1**	**0.1**	**2**	**0**	**1**	**3**	**0**	**1**	**12**	**1.2**

BIG 12 ONLY YEAR-BY-YEAR STATISTICS

SEASON	GP	GS	MIN	AVG	FG	FGA	PCT	3FG	3FGA	PCT	FT	FTA	PCT	OFF	DEF	TOT	AVG	PF	FO	AST	TO	BLK	STL	PTS	AVG
2019-20	4	0	11	2.8	1	3	.333	1	3	.333	1	2	.500	1	0	1	0.3	0	0	0	1	0	0	4	1.0
TOTAL	**4**	**0**	**11**	**2.8**	**1**	**3**	**.333**	**1**	**3**	**.333**	**1**	**2**	**.500**	**1**	**0**	**1**	**0.3**	**0**	**0**	**0**	**1**	**0**	**0**	**4**	**1.0**

SILVIO DE SOUSA (deh-SOE-suh)

Junior • Forward • 6-9 • 245 • Luanda, Angola • IMG Academy (Fla.)

SEASON STATS

PPG	RPG	BPG	FG%	3FG%	FT%
2.6	2.8	0.8	47%	67%	52%

LAST GAME VS. KANSAS STATE (1.21.20)

MIN	PTS	REBS	ASTS	BLKS	STLS
5	0	2	0	3	0

2017-18: Averaged 4.8 points and 5.4 rebounds in the 2018 NCAA Tournament ... Tied season high with 26 minutes vs. Duke (3/25) with 10 rebounds and scoring four points ... Averaged 20.0 minutes, 10.0 ppg and 9.7 rpg in the Big 12 Championship ... Posted his first double-double (16 points, 10 rebounds) vs. West Virginia (3/10) in the Big 12 title game ... Pulled down six or more rebounds seven times, including his last three games in the NCAA Tournament ... Joined the team following graduation from IMG Academy in Bradenton, Florida, following the fall 2017 semester.

CAREER HONORS

CAREER HIGHS

Points	16	vs. West Virginia (3.10.18)
Field Goals	8	vs. West Virginia (3.10.18)
Field Goal Att.	8	vs. Monmouth (11.15.19) vs. West Virginia (3.10.18)
3PT Field Goals	1	vs. Kansas City (12.14.19) vs. Monmouth (11.15.19)
3PT Field Goal Att.	1	3x, last vs. Kansas City (12.14.19)
Free Throws	4	vs. Milwaukee (12.10.19) vs. Oklahoma (2.19.18)
Free Throw Att.	6	vs. Milwaukee (12.10.19)
Rebounds	11	vs. Kansas State (3.9.18)
Assists	1	6x, last vs. Kansas City (12.14.19)
Blocks	3	vs. Kansas State (1.21.20) vs. Kansas City (12.14.19) vs. E. Tennessee State (11.19.19)
Steals	1	vs. E. Tennessee State (11.19.19) vs. Duke (11.5.19) vs. West Virginia (3.10.18)
Minutes	26	vs. Duke (3.25.18) vs. West Virginia (3.10.18)

MISCELLANEOUS

	FR	SO	JR	CAREER
Double-Doubles	1	-	-	1
10+ Points	2	-	1	3
20+ Points	-	-	-	-
5+ Rebounds	7	-	3	10
10+ Rebounds	3	-	-	3
3+ Assists	-	-	-	-
2+ Steals	-	-	-	-
2+ Blocks	-	-	4	4
Led Team in Pts.	-	-	-	-
Led Team in Rebs.	4	-	1	5
Led Team in Assists	-	-	-	-
Led Team in Steals	-	-	-	-
Led Team in Blocks	1	-	3	4

2019-20 GAME-BY-GAME

OPPONENT (Date)	MP	FG-A	PCT	3PT-A	PCT	FT-A	PCT	O-D-T	PF	A	TO	BLK	ST	TP
vs. Duke (11.5)	8	0-2	.000	0-0	---	3-4	.750	3-1-4	1	0	3	0	1	3
UNC GREENSBORO (11.8)	6	0-3	.000	0-0	---	0-0	---	1-1-2	0	0	0	1	0	0
^MONMOUTH (11.15)	23	4-8	.500	1-1	1.000	2-4	.500	3-3-6	4	0	1	1	0	11
EAST TENNESSEE STATE (11.19)	8	4-4	1.000	0-0	---	0-0	---	0-1-1	3	0	1	3	1	8
vs. Chaminade (11.25)	11	2-3	.667	0-1	.000	0-1	.000	1-1-2	1	0	1	0	0	4
vs. BYU (11.26)	3	0-2	.000	0-0	---	0-0	---	1-1-2	1	0	0	0	0	0
vs. Dayton (11.27)	1	0-0	---	0-0	---	0-0	---	0-0-0	1	0	1	0	0	0
COLORADO (12.7)	11	0-1	.000	0-0	---	2-4	.500	2-1-3	4	0	0	0	0	2
MILWAUKEE (12.10)	12	0-1	.000	0-0	---	4-6	.667	2-4-6	3	1	2	0	0	4
KANSAS CITY (12.14)	20	3-5	.600	1-1	1.000	2-4	.500	3-4-7	2	1	2	3	0	9
at Villanova (12.21)	3	0-0	---	0-0	---	0-0	---	0-0-0	1	0	1	1	0	0
at Stanford (12.29)	8	1-2	.500	0-0	---	0-0	---	0-2-2	2	0	1	0	0	2
WEST VIRGINIA (1.4)	7	0-1	.000	0-0	---	0-0	---	1-1-2	3	0	0	0	0	0
at Iowa State (1.8)	15	1-1	1.000	0-0	---	0-0	---	0-2-2	2	0	2	2	0	2
BAYLOR (1.11)	6	1-1	1.000	0-0	---	0-2	---	3-1-4	1	0	1	1	0	2
at Oklahoma (1.14)	2	0-0	---	0-0	---	0-0	---	0-3-3	0	0	0	0	0	0
at Texas (1.18)	2	0-0	---	0-0	---	0-0	---	1-2-3	0	0	0	0	0	0
KANSAS STATE (1.21)	5	0-0	---	0-0	---	0-0	---	0-2-2	3	0	1	3	0	0
TENNESSEE (1.25)						DNP								
at Oklahoma State (1.27)						DNP								
TEXAS TECH (2.1)						DNP								
TEXAS (2.3)						DNP								
at TCU (2.8)						DNP								
at West Virginia (2.12)						DNP								
OKLAHOMA (2.15)						DNP								
IOWA STATE (2.17)						DNP								
at Baylor (2.22)						DNP								
OKLAHOMA STATE (2.24)						DNP								
at Kansas State (2.29)						DNP								
TCU (3.4)														
at Texas Tech (3.7)														
TOTAL	**151**	**16-34**	**.471**	**2-3**	**.667**	**13-25**	**.520**	**21-30-51**	**32**	**2**	**17**	**15**	**2**	**47**

^ Starter

CAREER YEAR-BY-YEAR STATISTICS

SEASON	GP	GS	MIN	AVG	FG	FGA	PCT	3FG	3FGA	PCT	FT	FTA	PCT	OFF	DEF	TOT	AVG	PF	FO	AST	TO	BLK	STL	PTS	AVG
2017-18	20	0	175	8.8	32	47	.681	0	0	.000	15	21	.714	33	41	74	3.7	33	0	4	18	3	1	79	4.0
2018-19													DNP												
2019-20	18	1	151	8.4	16	34	.471	2	3	.667	13	25	.520	21	30	51	2.8	32	0	2	17	15	2	47	2.6
TOTAL	**38**	**1**	**326**	**8.6**	**48**	**81**	**.593**	**2**	**3**	**.667**	**28**	**46**	**.609**	**54**	**71**	**125**	**3.3**	**65**	**0**	**6**	**35**	**18**	**3**	**126**	**3.3**

BIG 12 ONLY YEAR-BY-YEAR STATISTICS

SEASON	GP	GS	MIN	AVG	FG	FGA	PCT	3FG	3FGA	PCT	FT	FTA	PCT	OFF	DEF	TOT	AVG	PF	FO	AST	TO	BLK	STL	PTS	AVG
2017-18	11	0	50	4.5	9	14	.643	0	0	.000	7	9	.778	12	6	18	1.6	14	0	2	7	0	0	25	2.3
2018-19													DNP												
2019-20	6	0	37	6.2	2	3	.667	0	0	.000	0	2	.000	5	11	16	2.7	9	0	0	4	6	0	4	0.7
TOTAL	**17**	**0**	**87**	**5.1**	**11**	**17**	**.647**	**0**	**0**	**.000**	**7**	**11**	**.636**	**17**	**17**	**34**	**2.0**	**23**	**0**	**2**	**11**	**6**	**0**	**29**	**1.7**

OCHAI AGBAJI

(OCH-eye uh-BAH-gee)

Sophomore • Guard • 6-5 • 210 • Kansas City, Mo. • Oak Park HS

SEASON STATS

PPG	RPG	APG	FG%	3FG%	FT%
10.0	4.2	2.1	43%	34%	67%

LAST GAME AT KANSAS STATE (2.29.20)

MIN	PTS	REBS	ASTS	BLKS	STLS
25	5	5	2	0	1

Started the final 16 games of the 2018-19 season ... Had three 20-point and seven 10-point contests ... Had five multiple 3FG games ... Recorded two double-doubles ... Big 12 Newcomer of the Week (2/4) ... Had 23 points on 8-of-12 shooting, 5-7 3FGs, with six rebounds vs. Oklahoma State (2/9) ... Had 20 points and 11 rebounds at TCU (2/11) ... Posted first career double-double with 10 points and 10 rebounds vs. Texas Tech (2/2) ... Had a career-high night in his first start of the season with 24 points at Texas (1/29).

CAREER HONORS

Academic All-Big 12 First Team
Big 12 Newcomer of the Week (2.4.19)

CAREER HIGHS

Points	24	at Texas (1.29.19)
Field Goals	8	vs. Colorado (12.7.19)
		vs. Oklahoma State (2.9.19)
		at Texas (1.29.19)
Field Goal Att.	14	vs. Colorado (12.7.19)
3PT Field Goals	5	vs. Milwaukee (12.10.19)
		vs. Oklahoma State (2.9.19)
3PT Field Goal Att.	8	vs. Milwaukee (12.10.19)
		vs. UNCG (11.8.19)
		at Oklahoma State (3.2.19)
Free Throws	6	at TCU (2.11.19)
		at Texas (1.29.19)
Free Throw Att.	8	at Texas (1.29.19)
Rebounds	12	vs. Colorado (12.7.19)
Assists	4	3x, last at Villanova (12.21.19)
Blocks	2	vs. Texas Tech (2.1.20)
		vs. West Virginia (3.15.19)
Steals	4	vs. Duke (11.5.19)
Minutes	45	vs. Dayton (11.27.19)

MISCELLANEOUS

	FR	SO	CAREER
Double-Doubles	2	1	3
10+ Points	8	14	22
20+ Points	3	2	5
5+ Rebounds	9	13	22
10+ Rebounds	2	1	3
3+ Assists	2	10	12
3+ 3PT Field Goals	2	6	8
2+ Steals	2	11	13
2+ Blocks	1	1	2
Led Team in Pts.	1	2	3
Led Team in Rebs.	3	1	4
Led Team in Assists	-	2	2
Led Team in Steals	-	6	6
Led Team in Blocks	6	1	7

2019-20 GAME-BY-GAME

OPPONENT (Date)	MP	FG-A	PCT	3PT-A	PCT	FT-A	PCT	O-D-T	PF	A	TO	BLK	ST	TP
^vs. Duke (11.5)	39	6-10	.600	2-3	.667	1-3	.333	2-4-6	3	2	5	0	4	15
^UNC GREENSBORO (11.8)	35	5-11	.455	3-8	.375	0-0	---	0-4-4	1	2	3	0	2	13
^MONMOUTH (11.15)	22	1-9	.111	0-5	.000	2-2	1.000	1-1-2	4	3	0	0	3	4
^EAST TENNESSEE STATE (11.19)	34	2-8	.250	0-4	.000	0-0	---	1-2-3	2	2	2	0	1	4
^vs. Chaminade (11.25)	26	4-9	.444	3-6	.500	0-0	---	0-1-1	2	2	2	0	1	11
^vs. BYU (11.26)	31	6-9	.667	2-4	.500	0-0	---	1-4-5	0	3	2	0	1	14
^vs. Dayton (11.27)	45	2-9	.222	1-5	.200	1-2	.500	1-5-6	4	4	1	1	1	6
^COLORADO (12.7)	36	8-14	.571	4-6	.667	0-0	---	3-9-12	0	2	3	0	1	20
^MILWAUKEE (12.10)	34	6-9	.667	5-8	.625	5-5	1.000	3-5-8	3	3	2	1	0	22
^KANSAS CITY (12.14)	26	2-3	.667	1-2	.500	0-0	---	0-4-4	1	3	1	0	2	5
^at Villanova (12.21)	39	5-8	.625	1-4	.250	0-0	---	0-2-2	2	4	2	0	3	11
^at Stanford (12.29)	33	5-11	.455	2-6	.333	2-4	.500	0-3-3	3	2	3	0	2	14
^WEST VIRGINIA (1.4)	38	1-6	.167	1-5	.200	4-6	.667	0-1-1	3	2	2	0	1	7
^at Iowa State (1.8)	28	6-7	.857	4-5	.800	0-0	---	0-2-2	0	2	4	0	2	16
^BAYLOR (1.11)	33	2-7	.286	0-1	.000	2-2	1.000	2-3-5	0	1	3	0	1	6
^at Oklahoma (1.14)	38	3-11	.273	1-4	.250	0-0	---	1-4-5	2	3	1	0	1	7
^at Texas (1.18)	31	1-6	.167	0-3	.000	2-2	1.000	1-1-2	3	0	1	0	1	4
^KANSAS STATE (1.21)	31	3-11	.273	0-3	.000	0-0	---	4-3-7	3	2	1	0	1	6
^TENNESSEE (1.25)	38	6-12	.500	3-7	.429	1-3	.333	1-1-2	3	1	0	1	2	16
^at Oklahoma State (1.27)	35	2-9	.222	2-7	.286	3-4	.750	1-3-4	2	2	1	1	0	9
^TEXAS TECH (2.1)	37	4-8	.500	1-3	.333	2-2	1.000	0-5-5	1	1	4	2	0	11
^TEXAS (2.3)	36	3-8	.375	0-2	.000	2-3	.667	2-4-6	2	1	1	0	2	8
^at TCU (2.8)	32	2-6	.333	1-3	.333	2-2	1.000	1-3-4	2	1	2	1	2	7
^at West Virginia (2.12)	39	4-7	.571	0-3	.000	1-2	.500	1-2-3	1	1	0	0	2	9
^OKLAHOMA (2.15)	30	4-10	.400	2-5	.400	0-2	.000	1-5-6	3	3	1	1	0	10
^IOWA STATE (2.17)	29	6-10	.600	2-6	.333	0-2	.000	1-2-3	1	3	1	0	1	14
^at Baylor (2.22)	39	0-5	.000	0-2	.000	0-0	---	1-4-5	1	3	3	0	0	0
^OKLAHOMA STATE (2.24)	27	5-9	.556	2-6	.333	3-3	1.000	0-0-0	1	1	1	0	0	15
^at Kansas State (2.29)	25	2-7	.286	1-4	.250	0-0	---	3-2-5	3	2	3	0	1	5
TCU (3.4)														
at Texas Tech (3.7)														
TOTAL	**966**	**106-249**	**.426**	**44-130**	**.338**	**33-49**	**.673**	**32-89-121**	**56**	**61**	**55**	**8**	**38**	**289**

^ Starter

CAREER YEAR-BY-YEAR STATISTICS

SEASON	GP	GS	MIN	AVG	FG	FGA	PCT	3FG	3FGA	PCT	FT	FTA	PCT	OFF	DEF	TOT	AVG	PF	FO	AST	TO	BLK	STL	PTS	AVG
2018-19	22	16	568	25.8	70	156	.449	23	75	.307	25	36	.694	21	80	101	4.6	43	1	20	30	12	10	188	8.5
2019-20	29	29	966	33.3	106	249	.426	44	130	.338	33	49	.673	32	89	121	4.2	56	0	61	55	8	38	289	10.0
TOTAL	**51**	**45**	**1534**	**30.1**	**176**	**405**	**.435**	**67**	**205**	**.327**	**58**	**85**	**.682**	**53**	**169**	**222**	**4.4**	**99**	**1**	**81**	**85**	**20**	**48**	**477**	**9.4**

BIG 12 ONLY YEAR-BY-YEAR STATISTICS

SEASON	GP	GS	MIN	AVG	FG	FGA	PCT	3FG	3FGA	PCT	FT	FTA	PCT	OFF	DEF	TOT	AVG	PF	FO	AST	TO	BLK	STL	PTS	AVG
2018-19	16	11	434	27.1	55	119	.462	19	59	.322	21	31	.677	13	68	81	5.1	34	1	16	22	8	10	150	9.4
2019-20	16	16	528	33.0	48	127	.378	17	62	.274	21	30	.700	19	44	63	3.9	28	0	28	29	5	15	134	8.4
TOTAL	**32**	**27**	**962**	**30.1**	**103**	**246**	**.419**	**36**	**121**	**.298**	**42**	**61**	**.689**	**32**	**112**	**144**	**4.5**	**62**	**1**	**44**	**51**	**13**	**25**	**284**	**8.9**

DAVID McCORMACK

Sophomore • Forward • 6-10 • 265 • Norfolk, Va. • Oak Hill Academy

SEASON STATS

PPG	RPG	BPG	FG%	3FG%	FT%
7.3	4.1	0.4	54%	0%	82%

LAST GAME AT KANSAS STATE (2.29.20)

MIN	PTS	REBS	ASTS	BLKS	STLS
20	9	4	1	0	2

Coming off a solid freshman season where he started the final 13 games of 2018-19 ... A 2018 McDonald's All-American who also represented the USA at the Nike Hoop Summit ... A big body who showed a lot of discipline in losing more than 50 pounds during high school ... Can play both power forward and center and can open up the middle with his outside shooting ... One of three McDonald's All-Americans on the KU roster.

CAREER HONORS

2019-20 Academic All-Big 12 First Team

CAREER HIGHS

Points	28	vs. Kansas City (12.14.19)
Field Goals	11	vs. Kansas City (12.14.19)
Field Goal Att.	14	vs. Kansas City (12.14.19)
3PT Field Goals	-	
3PT Field Goal Att.	1	vs. West Virginia (1.4.20)
		vs. Monmouth (11.15.19)
Free Throws	6	vs. Kansas City (12.14.19)
Free Throw Att.	6	at Kansas State (2.29.20)
		vs. Kansas City (12.14.19)
Rebounds	13	vs. Duke (11.5.19)
Assists	4	vs. Monmouth (11.15.19)
Blocks	3	vs. Texas Tech (2.1.20)
Steals	2	5x, last at Kansas State (2.29.20)
Minutes	28	vs. Texas (3.14.19)

MISCELLANEOUS

	FR	SO	CAREER
Double-Doubles	-	1	1
10+ Points	6	7	13
20+ Points	-	1	1
5+ Rebounds	10	8	18
10+ Rebounds	-	2	2
2+ Assists	4	2	6
1+ 3PT Field Goals	-	-	-
2+ Steals	2	3	5
2+ Blocks	2	1	3
Led Team in Pts.	1	2	3
Led Team in Rebs.	2	4	6
Led Team in Assists	-	1	1
Led Team in Steals	2	2	4
Led Team in Blocks	4	1	5

2019-20 GAME-BY-GAME

OPPONENT (Date)	MP	FG-A	PCT	3PT-A	PCT	FT-A	PCT	O-D-T	PF	A	TO	BLK	ST	TP
^vs. Duke (11.5)	28	2-7	.286	0-0	---	2-4	.500	3-10-13	3	1	3	1	2	6
^UNC GREENSBORO (11.8)	11	1-2	.500	0-0	---	0-0	---	2-2-4	0	0	1	0	0	2
MONMOUTH (11.15)	16	7-8	.875	0-1	.000	3-4	.750	3-8-11	3	4	0	1	0	17
^EAST TENNESSEE STATE (11.19)	12	2-5	.400	0-0	---	0-0	---	1-2-3	1	1	0	1	0	4
^vs. Chaminade (11.25)	16	5-7	.714	0-0	---	0-0	---	2-0-2	2	1	0	0	0	10
^vs. BYU (11.26)	20	7-9	.778	0-0	---	2-2	1.000	1-4-5	0	1	1	0	0	16
^vs. Dayton (11.27)	16	1-3	.333	0-0	---	1-2	.500	1-1-2	1	0	2	0	1	3
^COLORADO (12.7)	15	3-7	.429	0-0	---	0-0	---	0-2-2	1	0	3	0	0	6
^MILWAUKEE (12.10)	17	3-5	.600	0-0	---	1-4	.250	0-1-1	1	0	0	0	1	7
^KANSAS CITY (12.14)	16	11-14	.786	0-0	---	6-6	1.000	4-3-7	2	1	2	0	2	28
^at Villanova (12.21)	26	3-7	.429	0-0	---	0-0	---	2-5-7	1	1	2	0	1	6
^at Stanford (12.29)	11	0-1	.000	0-0	---	0-0	---	1-1-2	2	0	3	0	1	0
^WEST VIRGINIA (1.4)	10	1-3	.333	0-1	.000	0-0	---	1-2-3	0	0	1	0	0	2
^at Iowa State (1.8)	18	6-11	.545	0-0	---	4-4	1.000	4-3-7	2	1	1	0	1	16
^BAYLOR (1.11)	10	0-2	.000	0-0	---	0-0	---	0-1-1	1	0	0	1	0	0
^at Oklahoma (1.14)	15	2-5	.400	0-0	---	0-0	---	0-3-3	2	0	2	0	0	4
^at Texas (1.18)	20	3-4	.750	0-0	---	0-0	---	2-5-7	1	1	0	0	1	6
^KANSAS STATE (1.21)	10	0-2	.000	0-0	---	2-2	1.000	1-3-4	0	0	1	0	0	2
TENNESSEE (1.25)						DNP								
at Oklahoma State (1.27)						DNP								
TEXAS TECH (2.1)	19	3-6	.500	0-0	---	0-0	---	1-5-6	3	2	0	3	0	6
^TEXAS (2.3)	15	2-5	.400	0-0	---	2-2	1.000	1-2-3	3	0	1	1	0	6
at TCU (2.8)	8	2-4	.500	0-0	---	2-2	1.000	2-2-4	1	0	1	1	0	6
at West Virginia (2.12)	10	1-1	1.000	0-0	---	2-2	1.000	0-1-1	3	0	1	1	0	4
OKLAHOMA (2.15)	10	3-4	.750	0-0	---	0-0	---	2-1-3	2	0	2	0	0	6
IOWA STATE (2.17)	18	3-7	.429	0-0	---	4-4	1.000	2-0-2	1	1	0	1	0	10
at Baylor (2.22)	4	2-2	1.000	0-0	---	0-0	---	1-0-1	5	0	1	0	0	4
OKLAHOMA STATE (2.24)	16	5-10	.500	0-0	---	0-0	---	2-2-4	4	1	2	1	0	10
at Kansas State (2.29)	20	2-7	.286	0-0	---	5-6	.833	3-1-4	4	1	1	0	2	9
TCU (3.4)														
at Texas Tech (3.7)														
TOTAL	**407**	**80-148**	**.541**	**0-2**	**.000**	**36-44**	**.818**	**42-70-112**	**49**	**17**	**31**	**12**	**12**	**196**

^ Starter

CAREER YEAR-BY-YEAR STATISTICS

SEASON	GP	GS	MIN	AVG	FG	FGA	PCT	3FG	3FGA	PCT	FT	FTA	PCT	OFF	DEF	TOT	AVG	PF	FO	AST	TO	BLK	STL	PTS	AVG
2018-19	34	13	363	10.7	55	88	.625	0	0	.000	21	35	.600	42	62	104	3.1	39	0	13	27	13	7	131	3.9
2019-20	27	18	407	15.1	80	148	.541	0	2	.000	36	44	.818	42	70	112	4.1	49	1	17	31	12	12	196	7.3
TOTAL	**61**	**31**	**770**	**12.6**	**135**	**236**	**.572**	**0**	**2**	**.000**	**57**	**79**	**.722**	**84**	**132**	**216**	**3.5**	**88**	**1**	**30**	**58**	**25**	**19**	**327**	**5.4**

BIG 12 ONLY YEAR-BY-YEAR STATISTICS

SEASON	GP	GS	MIN	AVG	FG	FGA	PCT	3FG	3FGA	PCT	FT	FTA	PCT	OFF	DEF	TOT	AVG	PF	FO	AST	TO	BLK	STL	PTS	AVG
2018-19	17	8	184	10.8	27	45	.600	0	0	.000	11	18	.611	17	25	42	2.5	25	0	5	15	6	5	65	3.8
2019-20	15	7	203	13.5	35	73	.479	0	1	.000	21	22	.955	22	31	53	3.5	32	1	7	14	9	4	91	6.1
TOTAL	**32**	**15**	**387**	**12.1**	**62**	**118**	**.525**	**0**	**1**	**.000**	**32**	**40**	**.800**	**39**	**56**	**95**	**3.0**	**57**	**1**	**12**	**29**	**15**	**9**	**156**	**4.9**

UDOKA AZUBUIKE

(you-DOE-kuh az-uh-BOO-kee)

Senior • Center • 7-0 • 255 • Delta, Nigeria • Potter's House Christian Academy

SEASON STATS

PPG	RPG	BPG	FG%	3FG%	FT%
13.1	10.3	2.6	74%	-	45%

LAST GAME AT KANSAS STATE (2.29.20)

MIN	PTS	REBS	ASTS	BLKS	STLS
20	6	9	0	0	1

One of three seniors on the 2019-20 roster, along with Isaiah Moss and Mitch Lightfoot ... Two-time Academic All-Big 12 selection who played in just nine games in 2018-19 due to injury ... An All-Big 12 performer as a sophomore in which he led the nation in field goal percentage at 77.0% ... Has a career 74.4 field goal percentage in 56 games played, including 49 starts ... One of three McDonald's All-Americans on the KU roster.

CAREER HONORS

Academic All-Big 12 First Team
3x Big 12 Player of the Week (1/27, 2/10, 2/24)
Naismith Trophy Midseason Watch List (1 of 30)
Oscar Robertson Trophy Midseason Watch List (1 of 12)
Sporting News Midseason All-America Third Team
Wooden Award Late Season Top 20
Maui Invitational Co-MVP & All-Tournament Team
NABC Player of the Year Watch List (1 of 20)
Preseason Associated Press All-America HM
Kareem Abdul-Jabar Award Finalist (1 of 10)
Preseason All-Big 12 | Preseason Big 12 Player of the Year

Academic All-Big 12 First Team [2018-19]; Preseason All-Big 12 HM [2018-19]; All-Big 12 Third Team [2017-18]; Academic All-Big 12 Second Team [2017-18]

CAREER HIGHS

Points	29	vs. Dayton (11.27.19)
Field Goals	13	at Nebraska (12.16.17)
Field Goal Att.	17	vs. Vermont (11.12.18)
	17	at Nebraska (12.16.17)
Free Throws	7	vs. Oklahoma State (2.24.20)
		vs. West Virginia (2.17.18)
Free Throw Att.	11	vs. Tennessee (1.25.20)
		vs. Baylor (1.20.18)
Rebounds	19	at Baylor (2.22.20)
Assists	4	vs. Kansas City (12.14.19)
		vs. Duke (11.5.19)
Blocks	7	vs. Baylor (1.11.20)
Steals	3	vs. E. Tennessee State (11.19.19)
		vs. Oklahoma (2.19.18)
Minutes	36	at Baylor (2.22.20)

MISCELLANEOUS

	FR	SO	JR	SR	CAREER
Double-Doubles	0	6	1	13	20
10+ Points	1	25	5	21	51
20+ Points	0	7	2	4	13
5+ Rebounds	4	30	5	28	67
10+ Rebounds	1	6	1	15	23
3+ Assists	0	0	0	2	2
2+ Steals	0	4	0	1	5
2+ Blocks	5	19	4	19	46
Led Team in Pts.	0	7	1	6	14
Led Team in Rebs.	3	20	2	22	47
Led Team in Assists	0	0	0	1	1
Led Team in Steals	0	1	0	2	3
Led Team in Blocks	6	22	5	21	54

2019-20 GAME-BY-GAME

OPPONENT (Date)	MP	FG-A	PCT	3PT-A	PCT	FT-A	PCT	O-D-T	PF	A	TO	BLK	ST	TP
^vs. Duke (11.5)	29	3-4	.750	0-0	---	2-3	.667	1-7-8	4	4	4	1	0	8
^UNC GREENSBORO (11.8)	28	5-8	.625	0-0	---	0-4	.000	4-6-10	1	0	1	0	1	10
^MONMOUTH (11.15)	23	5-5	1.000	0-0	---	2-4	.500	2-6-8	1	1	0	3	1	12
^EAST TENNESSEE STATE (11.19)	29	10-13	.769	0-0	---	1-4	.250	2-5-7	1	1	1	4	3	21
^vs. Chaminade (11.25)	19	7-8	.875	0-0	---	1-2	.500	3-4-7	3	0	4	1	1	15
^vs. BYU (11.26)	27	5-6	.833	0-0	---	1-5	.200	3-7-10	1	1	2	0	1	11
^vs. Dayton (11.27)	31	12-15	.800	0-0	---	5-8	.625	1-2-3	5	1	0	4	0	29
^COLORADO (12.7)	29	6-7	.857	0-0	---	0-4	.000	2-4-6	2	0	3	3	1	12
^MILWAUKEE (12.10)	28	7-7	1.000	0-0	---	1-1	1.000	4-13-17	2	2	3	1	0	15
^KANSAS CITY (12.14)	18	4-4	1.000	0-0	---	1-2	.500	0-5-5	2	4	2	3	0	9
^at Villanova (12.21)	30	6-10	.600	0-0	---	0-2	.000	2-9-11	3	2	2	2	0	12
^at Stanford (12.29)	27	1-2	.500	0-0	---	0-5	.000	7-6-13	4	1	5	0	0	2
^WEST VIRGINIA (1.4)	32	6-6	1.000	0-0	---	5-10	.500	4-7-11	2	0	5	6	1	17
^at Iowa State (1.8)	23	3-5	.600	0-0	---	4-5	.800	3-4-7	3	2	1	0	0	10
^BAYLOR (1.11)	32	3-6	.500	0-0	---	0-0	---	3-8-11	1	0	2	7	1	6
^at Oklahoma (1.14)	32	7-10	.700	0-0	---	2-2	1.000	3-11-14	3	1	4	3	1	16
^at Texas (1.18)	35	7-9	.778	0-0	---	3-9	.333	2-7-9	2	0	2	1	0	17
^KANSAS STATE (1.21)	31	4-5	.800	0-0	---	2-4	.500	5-9-14	2	1	2	4	0	10
^TENNESSEE (1.25)	27	6-7	.857	0-0	---	6-11	.545	4-7-11	4	0	2	4	1	18
^at Oklahoma State (1.27)	28	3-4	.750	0-0	---	0-0	---	2-5-7	2	0	3	5	1	6
^TEXAS TECH (2.1)	16	1-5	.200	0-0	---	3-4	.750	4-4-8	3	0	2	1	0	5
TEXAS (2.3)	25	8-10	.800	0-0	---	1-2	.500	3-9-12	3	0	4	2	0	17
^at TCU (2.8)	32	10-14	.714	0-0	---	0-2	.000	4-11-15	2	0	2	5	0	20
^at West Virginia (2.12)	29	3-6	.500	0-0	---	0-2	.000	1-6-7	3	1	1	2	1	6
^OKLAHOMA (2.15)	30	6-12	.500	0-0	---	3-6	.500	6-11-17	1	1	1	4	0	15
^IOWA STATE (2.17)	24	5-7	.714	0-0	---	3-7	.429	4-3-7	3	2	6	2	0	13
^at Baylor (2.22)	36	11-13	.846	0-0	---	1-3	.333	5-14-19	4	0	0	3	0	23
^OKLAHOMA STATE (2.24)	27	6-7	.857	0-0	---	7-8	.875	8-8-16	1	2	2	3	0	19
^at Kansas State (2.29)	20	2-4	.500	0-0	---	2-5	.400	3-6-9	2	0	2	0	1	6
TCU (3.4)														
at Texas Tech (3.7)														
TOTAL	**797**	**162-219**	**.740**	**0-0**	**---**	**56-124**	**.452**	**95-204-299**	**70**	**27**	**68**	**74**	**15**	**380**

^ Starter

CAREER YEAR-BY-YEAR STATISTICS

SEASON	GP	GS	MIN	AVG	FG	FGA	PCT	3FG	3FGA	PCT	FT	FTA	PCT	OFF	DEF	TOT	AVG	PF	FO	AST	TO	BLK	STL	PTS	AVG
2016-17	11	6	142	12.9	22	35	.629	0	0	.000	11	29	.379	13	35	48	4.4	31	0	2	15	18	2	55	5.0
2017-18	36	34	848	23.6	211	274	.770	0	0	.000	45	109	.413	87	165	252	7.0	108	4	24	63	60	20	467	13.0
2018-19	9	9	184	20.4	55	78	.705	0	0	.000	11	32	.344	20	41	61	6.8	26	1	5	18	14	4	121	13.4
2019-20	29	28	797	27.5	162	219	.740	0	0	.000	56	124	.452	95	204	299	10.3	70	1	27	68	74	15	380	13.1
TOTAL	**85**	**77**	**1971**	**23.2**	**450**	**606**	**.743**	**0**	**0**	**.000**	**123**	**294**	**.418**	**215**	**445**	**660**	**7.8**	**235**	**6**	**58**	**164**	**166**	**41**	**1023**	**12.0**

BIG 12 ONLY YEAR-BY-YEAR STATISTICS

SEASON	GP	GS	MIN	AVG	FG	FGA	PCT	3FG	3FGA	PCT	FT	FTA	PCT	OFF	DEF	TOT	AVG	PF	FO	AST	TO	BLK	STL	PTS	AVG
2016-17	-	-	-	-	-	-	-	-	-	-	-	-	-	-	-	-	-	-	-	-	-	-	-	-	-
2017-18	18	18	431	23.9	100	127	.787	0	0	.000	32	76	.421	42	76	118	6.6	59	2	11	38	32	11	232	12.9
2018-19	1	1	23	23.0	4	5	.800	0	0	.000	0	1	.000	3	6	9	9.0	2	0	0	1	2	0	8	8.0
2019-20	16	15	452	28.3	85	123	.691	0	0	.000	36	69	.522	60	123	183	11.4	37	0	10	39	48	6	206	12.9
TOTAL	**35**	**34**	**906**	**25.9**	**189**	**255**	**.741**	**0**	**0**	**.000**	**68**	**146**	**.466**	**105**	**205**	**310**	**8.9**	**98**	**2**	**21**	**78**	**82**	**17**	**446**	**12.7**

MITCH LIGHTFOOT

Senior • Forward • 6-8 • 225 • Gilbert, Arizona • Gilbert Christian HS

SEASON STATS (2018-19)

PPG	RPG	BPG	FG%	3FG%	FT%
2.4	2.9	1.0	54%	20%	51%

LAST GAME VS. AUBURN (3.23.19)

MIN	PTS	REBS	ASTS	BLKS	STLS
9	0	2	0	0	0

Has announced he will redshirt 2019-20 ... Completed undergrad degree in economics in Dec. 2019 ... Has played in 98 games while at KU with seven starts ... Enters his senior season tied for 20th on the KU career blocked shots list with 98, tied with Paul Pierce (1996-98) ... Has built a reputation for taking charges as he has led KU in the stat each of the last two seasons with 16 in 2017-18 and 14 in 2018-19 ... Was born in Kansas City and moved to Arizona as a youth . ... Ranked eighth in the Big 12 with 1.5 blocked shots per game in 2018-19.

CAREER HONORS

CAREER HIGHS

Points	11	vs. Oakland (11.24.17)
Field Goals	4	4x, last vs. Kansas State (3.9.18)
Field Goal Att.	7	at West Virginia (1.15.18) vs. Texas Southern (11.21.17)
3PT Field Goals	2	vs. Tennessee St. (11.10.17)
3PT Field Goal Att.	3	vs. Texas Southern (11.21.17)
Free Throws	4	at Nebraska (12.16.17) vs. Oakland (11.24.17)
Free Throw Att.	5	vs. Kansas State (2.25.19) vs. Oklahoma State (2.9.19)
Rebounds	11	vs. Penn (3.15.18)
Assists	3	at Oklahoma State (3.2.19)
Blocks	6	at TCU (1.6.18)
Steals	2	at Iowa State (2.13.18)
Minutes	31	vs. Kansas State (2.25.19)

MISCELLANEOUS

	FR	SO	JR	SR	CAREER
Double-Doubles	0	0	-	-	0
10+ Points	0	2	-	-	2
20+ Points	0	0	-	-	0
5+ Rebounds	1	10	9	-	20
10+ Rebounds	0	1	-	-	1
2+ Assists	0	1	3	-	4
2+ 3PT Field Goals	0	1	-	-	1
2+ Steals	0	1	-	-	1
2+ Blocks	3	13	7	-	23
Led Team in Pts.	0	0	-	-	0
Led Team in Rebs.	0	2	2	-	4
Led Team in Assists	0	0	-	-	0
Led Team in Steals	0	1	-	-	1
Led Team in Blocks	6	19	14	-	39

2019-20 GAME-BY-GAME

OPPONENT (Date)	MP	FG-A	PCT	3PT-A	PCT	FT-A	PCT	O-D-T	PF	A	TO	BLK	ST	TP
FORT HAYS STATE (EXH, 10.24)	*14*	*3-4*	*.750*	*0-1*	*.000*	*1-1*	*1.000*	*2-1-3*	*3*	*0*	*0*	*0*	*0*	*7*
PITTSBURG STATE (EXH., 10.31)	*14*	*4-6*	*.667*	*1-2*	*.500*	*0-0*	*---*	*1-1-2*	*1*	*0*	*0*	*1*	*1*	*9*
vs. Duke (11.5)						DNP								
UNC GREENSBORO (11.8)						DNP								
MONMOUTH (11.15)						DNP								
EAST TENNESSEE STATE (11.19)						DNP								
vs. Chaminade (11.25)						DNP								
vs. BYU (11.26)						DNP								
vs. Dayton (11.27)						DNP								
COLORADO (12.7)						DNP								
MILWAUKEE (12.10)						DNP								
KANSAS CITY (12.14)						DNP								
at Villanova (12.21)						DNP								
at Stanford (12.29)						DNP								
WEST VIRGINIA (1.4)						DNP								
at Iowa State (1.8)						DNP								
BAYLOR (1.11)						DNP								
at Oklahoma (1.14)						DNP								
at Texas (1.18)						DNP								
KANSAS STATE (1.21)						DNP								
TENNESSEE (1.25)						DNP								
at Oklahoma State (1.27)						DNP								
TEXAS TECH (2.1)						DNP								
TEXAS (2.3)						DNP								
at TCU (2.8)						DNP								
at West Virginia (2.12)						DNP								
OKLAHOMA (2.15)						DNP								
IOWA STATE (2.17)						DNP								
at Baylor (2.22)						DNP								
OKLAHOMA STATE (2.24)						DNP								
at Kansas State (2.29)						DNP								
TCU (3.4)														
at Texas Tech (3.7)														
TOTAL														

ˆ Starter

CAREER YEAR-BY-YEAR STATISTICS

SEASON	GP	GS	MIN	AVG	FG	FGA	PCT	3FG	3FGA	PCT	FT	FTA	PCT	OFF	DEF	TOT	AVG	PF	FO	AST	TO	BLK	STL	PTS	AVG
2016-17	26	0	102	3.9	10	18	.556	2	3	.667	2	12	.167	9	16	25	1.0	17	0	1	7	11	2	24	0.9
2017-18	38	7	531	14.0	60	105	.571	6	17	.353	18	25	.720	48	68	116	3.1	83	3	10	29	54	10	144	3.8
2018-19	34	0	399	11.7	31	57	.544	2	10	.200	18	35	.514	33	65	98	2.9	59	2	14	18	33	6	82	2.4
TOTAL	**98**	**7**	**1032**	**10.5**	**101**	**180**	**.561**	**10**	**30**	**.333**	**38**	**72**	**.528**	**90**	**149**	**239**	**2.4**	**159**	**5**	**25**	**54**	**98**	**18**	**250**	**2.6**

BIG 12 ONLY YEAR-BY-YEAR STATISTICS

SEASON	GP	GS	MIN	AVG	FG	FGA	PCT	3FG	3FGA	PCT	FT	FTA	PCT	OFF	DEF	TOT	AVG	PF	FO	AST	TO	BLK	STL	PTS	AVG
2016-17	10	0	39	3.9	2	5	.400	0	0	.000	1	4	.250	4	5	9	0.9	7	0	0	3	6	0	5	0.5
2017-18	18	2	238	13.2	26	51	.510	1	8	.125	3	5	.600	24	22	46	2.6	33	1	7	6	27	5	56	3.1
2018-19	17	0	228	13.4	16	31	.516	1	5	.200	12	24	.500	20	32	52	3.1	36	2	8	9	15	5	45	2.6
TOTAL	**45**	**2**	**505**	**11.2**	**44**	**87**	**.506**	**2**	**13**	**.154**	**16**	**33**	**.485**	**48**	**59**	**107**	**2.4**	**76**	**3**	**15**	**18**	**48**	**10**	**106**	**2.4**

GAME-BY-GAME COMPARISONS

Opponent	1st	2nd	Score	Mar	Total FG	FG Pct	3-Pointers	3FG Pct	Free Throws	FT Pct	Rebounds	Mar	Assist	TOver	Block	Steal	Fouls
vs. Duke (11/5)	30/33	36/35	66-68	(2)	23-50/23-64	.460/.359	4-9/8-24	.444/.333	16-26/14-23	.615/.609	40/30	+10	13/12	28/16	5/3	11/11	20/17
UNCG (11/8)	36/32	38/30	74-62	+12	27-59/24-62	.458/.387	10-26/8-31	.385/.258	10-19/6-13	.526/.462	42/35	+7	15/11	10/9	2/3	5/5	12/18
MONMOUTH (11/15)	59/21	53/36	112-57	+55	37-66/18-60	.561/.300	14-30/4-22	.467/.182	24-31/17-23	.774/.739	43/34	+9	22/10	7/15	5/3	11/4	20/24
ETSU (11/19)	43/31	32/32	75-63	+12	30-54/23-60	.556/.383	1-14/9-30	.071/.300	14-18/8-15	.778/.533	32/33	(1)	19/12	15/16	8/4	14/11	16/19
vs. Chaminade (11/25)	47/27	46/36	93-63	+30	38-69/23-50	.551/.460	12-29/7-21	.414/.333	5-11/10-14	.455/.714	33/28	+5	17/13	14/27	3/0	11/8	16/14
vs. BYU (11/26)	29/27	42/29	71-56	+15	29-61/22-54	.475/.407	4-18/9-33	.222/.273	9-15/3-4	.600/.750	35/32	+3	18/14	12/20	1/1	9/5	10/17
vs. Dayton (11/27)	36/37	37/36	90-84	+6	33-59/27-62	.559/.435	4-11/16-33	.364/.485	20-28/14-19	.714/.737	38/30	+8	12/19	11/14	5/5	7/6	20/25
COLORADO (12/7)	34/22	38/36	72-58	+14	27-51/18-60	.529/.300	6-13/7-34	.462/.206	12-19/15-21	.632/.714	39/36	+3	14/7	21/17	4/0	9/11	19/15
MILWAUKEE (12/10)	52/27	43/41	95-68	+27	32-59/24-66	.542/.364	12-28/7-35	.429/.200	19-27/13-15	.704/.867	45/27	+18	23/12	12/8	3/3	5/3	15/20
KANSAS CITY (12/14)	43/24	55/33	98-57	+41	38-66/22-52	.576/.423	8-23/9-18	.348/.500	14-18/4-6	.778/.667	39/24	+15	20/11	10/22	9/0	10/5	10/13
at Villanova (12/21)	23/23	32/33	55-56	(1)	24-55/22-63	.436/.349	3-13/10-41	.231/.244	4-10/2-2	.400/1.000	41/36	+5	14/14	12/9	5/0	6/6	12/14
at Stanford (12/29)	28/18	44/38	72-56	+16	27-58/19-50	.466/.380	9-22/6-20	.409/.300	9-18/12-16	.500/.750	44/25	+19	13/10	21/19	1/3	9/10	18/16
WEST VIRGINIA (1/4)	24/30	36/23	60-53	+7	19-47/19-59	.404/.322	3-17/3-14	.176/.214	19-30/12-22	.633/.545	30/44	(14)	11/7	14/16	7/4	10/5	19/18
at Iowa State (1/8)	46/26	33/27	79-53	+26	28-54/20-58	.519/.345	10-19/8-28	.526/.286	13-17/5-9	.765/.556	37/30	+7	16/14	12/12	2/4	10/9	13/12
BAYLOR (1/11)	24/37	31/30	55-67	(12)	20-51/27-60	.392/.450	4-15/8-19	.267/.421	11-14/5-7	.786/.714	34/31	+3	9/13	14/5	10/2	3/9	10/16
at Oklahoma (1/14)	28/27	38/25	66-52	+14	25-57/19-62	.439/.306	8-19/8-29	.421/.276	8-14/6-9	.571/.667	46/32	+14	12/10	11/5	4/5	4/6	11/13
at Texas (1/18)	26/31	40/26	66-57	+9	25-53/23-57	.472/.404	2-10/6-20	.200/.300	14-21/5-9	.667/.556	40/29	+11	11/16	10/9	2/5	5/3	10/17
KANSAS STATE (1/21)	39/23	42/37	81-60	+21	30-65/23-58	.462/.397	9-26/8-22	.346/.364	12-17/6-13	.706/.462	43/34	+9	13/10	10/15	9/3	10/6	15/18
TENNESSEE (1/25)	37/30	37/38	74-68	+6	25-54/25-55	.463/.455	4-17/6-15	.235/.400	20-33/12-16	.606/.750	32/36	(4)	12/14	6/15	5/7	9/2	16/23
at Oklahoma St (1/27)	29/24	36/26	65-50	+15	21-54/18-64	.389/.281	11-33/2-18	.333/.111	12-15/12-16	.800/.750	40/41	(1)	15/9	10/7	8/3	3/6	15/14
TEXAS TECH (2/1)	44/35	34/40	78-75	+3	30-58/26-61	.517/.426	4-13/9-21	.308/.429	14-20/14-18	.700/.778	36/33	+3	10/12	10/9	9/5	5/7	14/17
TEXAS (2/3)	31/33	38/25	69-58	+11	25-52/23-61	.481/.377	2-12/4-24	.167/.167	17-24/8-10	.708/.800	42/29	+13	6/4	12/8	3/3	7/3	14/22
at TCU (2/8)	31/18	29/28	60-46	+14	24-58/19-54	.414/.352	4-13/5-22	.308/.227	8-13/3-9	.615/.333	44/31	+13	17/11	16/17	7/10	10/10	13/13
at West Virginia (2/12)	24/30	34/19	58-49	+9	20-45/19-60	.444/.317	4-14/4-17	.286/.235	14-21/7-11	.667/.636	27/38	(11)	8/10	13/19	4/3	13/7	13/16
OKLAHOMA (2/15)	41/32	46/38	87-70	+17	33-68/24-67	.485/.358	11-22/8-24	.500/.333	10-15/14-16	.667/.875	46/35	+11	17/12	10/9	6/5	4/4	13/10
IOWA STATE (2/17)	50/40	41/31	91-71	+20	34-60/27-63	.567/.429	12-27/11-23	.444/.478	11-18/6-11	.611/.545	39/28	+11	16/17	13/13	3/3	8/8	11/14
at Baylor (2/22)	34/31	30/30	64-61	+3	27-53/23-58	.509/.397	3-13/7-20	.231/.350	7-10/8-15	.700/.533	34/32	+2	13/14	12/10	4/5	5/9	19/16
OKLAHOMA ST (2/24)	35/25	48/33	83-58	+25	28-64/20-52	.438/.385	10-28/3-12	.357/.250	17-20/15-19	.850/.789	38/32	+6	16/8	10/13	4/9	3/4	15/19
at Kansas State (2/29)	35/34	27/24	62-58	+4	18-43/19-48	.419/.396	4-15/8-25	.267/.320	22-31/12-18	.710/.667	35/23	+12	9/10	16/12	1/3	8/7	18/22
TCU (3/4)																	
at Texas Tech (3/7)																	

Note: Game totals are displayed in the format KANSAS/OPPONENT for each category

SPECIALTY SCORING STATS

Opponent	PAINT			OFF TURNOVERS			2ND CHANCE			FAST BREAK			BENCH		
	KU	OPP	MARGIN	KU	OPP	MARGIN	KU	OPP	MARGIN	KU	OPP	MARGIN	KU	OPP	MARGIN
vs. Duke (11/5)	38	28	+10	18	29	(11)	1	8	(7)	17	15	+2	8	18	(10)
UNCG (11/8)	26	28	(2)	9	8	+1	9	10	(1)	10	12	(2)	17	17	-
MONMOUTH (11/15)	42	20	+22	26	6	+20	19	8	+11	21	18	+3	66	33	+33
ETSU (11/19)	54	24	+30	24	17	+7	6	7	(1)	21	9	+12	14	19	(5)
vs. Chaminade (11/25)	50	22	+28	37	20	+17	19	5	+14	13	11	+2	30	10	+20
vs. BYU (11/26)	42	18	+24	17	4	+13	6	7	(1)	13	5	+8	10	10	-
vs. Dayton (11/27)	52	22	+30	12	13	(1)	8	4	+4	9	12	(3)	3	23	(20)
COLORADO (12/7)	38	22	+16	16	17	(1)	12	19	(7)	13	6	+7	12	20	(8)
MILWAUKEE (12/10)	32	26	+6	14	19	(5)	21	9	+12	18	9	+9	22	26	(4)
KANSAS CITY (12/14)	52	24	+28	30	4	+26	13	8	+5	19	5	+14	25	29	(4)
at Villanova (12/21)	38	20	+18	6	10	(4)	5	10	(5)	8	5	+3	9	8	+1
at Stanford (12/29)	32	24	+8	18	14	+4	12	4	+8	10	13	(3)	30	9	+21
WEST VIRGINIA (1/4)	30	20	+10	16	18	(2)	4	15	(11)	11	3	+8	6	20	(14)
at Iowa State (1/8)	30	18	+12	19	19	-	9	9	-	6	2	+4	13	17	(4)
BAYLOR (1/11)	26	28	(2)	2	21	(19)	12	6	+6	7	10	(3)	23	2	+21
at Oklahoma (1/14)	32	10	+22	2	3	(1)	16	4	+12	1	13	(12)	4	6	(2)
at Texas (1/18)	40	30	+10	12	10	+2	11	8	+3	15	10	+5	5	13	(8)
KANSAS STATE (1/21)	40	22	+18	20	6	+14	22	11	+11	10	6	+4	37	9	+28
TENNESSEE (1/25)	34	32	+2	17	8	+9	15	11	+4	9	2	+7	8	1	+7
at Oklahoma State (1/27)	16	24	(8)	12	9	+3	10	8	+2	16	11	+5	16	11	+5
TEXAS TECH (2/1)	38	28	+10	13	9	+4	5	3	+2	9	11	(2)	20	5	+15
TEXAS (2/3)	40	22	+18	12	12	-	9	4	+5	7	6	+1	24	14	+10
at TCU (2/8)	36	26	+10	17	15	+2	12	5	+7	17	7	+10	15	12	+3
at West Virginia (2/12)	32	24	+10	21	15	+7	5	11	(6)	12	0	+12	17	12	+5
OKLAHOMA (2/15)	42	32	+10	9	12	(3)	14	4	+10	13	9	+4	11	18	(7)
IOWA STATE (2/17)	38	20	+18	17	9	+8	17	16	+1	10	8	+2	28	13	+15
at Baylor (2/22)	42	30	+12	10	15	(5)	11	8	+3	6	12	(6)	8	12	(4)
OKLAHOMA STATE (2/24)	28	24	+4	19	15	+4	14	6	+8	11	8	+3	24	13	+11
at Kansas State (2/29)	26	18	+8	5	19	(14)	6	6	-	6	5	+1	15	3	+12
TCU (3/4)															
at Texas Tech (3/7)															
AVG/GM - OVERALL	**36.8**	**23.7**	**+13.1**	**15.5**	**13.0**	**+2.5**	**11.1**	**8.1**	**+3.0**	**11.7**	**8.4**	**+3.3**	**17.9**	**13.9**	**+4.0**
AVG/GM - BIG 12 ONLY	**33.5**	**23.5**	**+10.0**	**12.9**	**12.9**	**0.0**	**11.1**	**7.8**	**+3.3**	**9.8**	**7.6**	**+2.2**	**16.6**	**11.3**	**+5.3**

INDIVIDUAL LEADERS GAME-BY-GAME

OPPONENT	SCORE	W/L	POINTS	REBOUNDS	ASSISTS	STEALS	BLOCKS
vs. Duke (11/5)	66-68	L	17-Devon Dotson	13-David McCormack	5-Marcus Garrett	4-Ochai Agbaji	2-Tristan Enaruna
UNCG (11/8)	74-62	W	22-Devon Dotson	10-Udoka Azubuike	6-Devon Dotson	2-Ochai Agbaji	1-Silvio DeSousa Tristan Enaruna
MONMOUTH (11/15)	112-57	W	21-Isaiah Moss	11-David McCormack	4-David McCormack Devon Dotson	4-Devon Dotson	3-Udoka Azubuike
EAST TENNESSEE ST. (11/19)	75-63	W	21-Udoka Azubuike	7-Udoka Azubuike	6-Devon Dotson	4-Tristan Enaruna	4-Udoka Azubuike
vs. Chaminade (11/25)	93-63	W	19-Devon Dotson	7-Udoka Azubuike	7-Marcus Garrett	4-Marcus Garrett	2-Tristan Enaruna
vs. BYU (11/26)	71-56	W	16-David McCormack	10-Udoka Azubuike	8-Devon Dotson	2-Garrett, Dotson, Moss	1-Tristan Enaruna
vs. Dayton (11/27)	90-84	WOT	31-Devon Dotson	7-Marcus Garrett	4-Ochai Agbaji Devon Dotson	5-Devon Dotson	4-Udoka Azubuike
COLORADO (12/7)	72-58	W	20-Ochai Agbaji	12-Ochai Agbaji	6-Marcus Garrett Devon Dotson	4-Marcus Garrett	3-Udoka Azubuike
MILWAUKEE (12/10)	95-68	W	22-Devon Dotson Ochai Agbaji	17-Udoka Azubuike	9-Devon Dotson	2-Devon Dotson	1-Azubuike, Garrett, Agbaji
KANSAS CITY (12/14)	98-57	W	28-David McCormack	7-Silvio De Sousa	4-Three Tied	3-Devon Dotson Marcus Garrett	3-Udoka Azubuike Silvio De Sousa
at Villanova (12/21)	55-56	L	15-Devon Dotson	11-Udoka Azubuike	4-Devon Dotson Ochai Agbaji	3-Ochai Agbaji	2-Udoka Azubuike
at Stanford (12/29)	72-56	W	17-Isaiah Moss	13-Udoka Azubuike	4-Marcus Garrett	4-Devon Dotson	1-Marcus Garrett
WEST VIRGINIA (1/4)	60-53	W	17-Udoka Azubuike	11-Udoka Azubuike	6-Marcus Garrett	4-Devon Dotson	6-Udoka Azubuike
at Iowa State (1/8)	79-53	W	20-Devon Dotson	7-Udoka Azubuike David McCormack	6-Devon Dotson	3-Devon Dotson	2-Silvio De Sousa
BAYLOR (1/11)	55-67	L	15-Isaiah Moss	11-Udoka Azubuike	4-Marcus Garrett	1-Three Tied	7-Udoka Azubuike
at Oklahoma (1/14)	66-52	W	20-Isaiah Moss	14-Udoka Azubuike	5-Marcus Garrett	1-Four Tied	3-Udoka Azubuike
at Texas (1/18)	66-57	W	21-Devon Dotson	9-Udoka Azubuike	7-Marcus Garrett	1-Devon Dotson Udoka Azubuike	1-Five Tied
KANSAS STATE (1/21)	81-60	W	20-Christian Braun	14-Udoka Azubuike	5-Marcus Garrett	3-Devon Dotson	4-Udoka Azubuike
TENNESSEE (1/25)	74-68	W	22-Devon Dotson	11-Udoka Azubuike	7-Devon Dotson	4-Marcus Garrett	4-Udoka Azubuike
at Oklahoma State (1/27)	65-50	W	16-Christian Braun	9-Christian Braun	9-Marcus Garrett	2-Christian Braun	5-Udoka Azubuike
TEXAS TECH (2/1)	78-75	W	21-Devon Dotson	8-Udoka Azubuike	3-Devon Dotson Marcus Garrett	3-Devon Dotson	3-David McCormack Marcus Garrett
TEXAS (2/3)	69-58	W	17-Udoka Azubuike	12-Udoka Azubuike	4-Marcus Garrett	4-Marcus Garrett	2-Udoka Azubuike
at TCU (2/8)	60-46	W	20-Udoka Azubuike	15-Udoka Azubuike	11-Devon Dotson	3-Devon Dotson Marcus Garrett	5-Udoka Azubuike
at West Virginia (2/12)	58-49	W	15-Devon Dotson	7-Udoka Azubuike Marcus Garrett	4-Marcus Garrett	5-Marcus Garrett	2-Udoka Azubuike
OKLAHOMA (2/15)	87-70	W	24-Marcus Garrett	17-Udoka Azubuike	7-Marcus Garrett	4-Marcus Garrett	4-Udoka Azubuike
IOWA STATE (2/17)	91-71	W	29-Devon Dotson	8-Marcus Garrett	6-Marcus Garrett	3-Marcus Garrett Devon Dotson	2-Udoka Azubuike
at Baylor (2/22)	64-61	W	23-Udoka Azubuike	19-Udoka Azubuike	7-Marcus Garrett	2-Marcus Garrett Devon Dotson	3-Udoka Azubuike
OKLAHOMA STATE (2/24)	83-58	W	19-Udoka Azubuike	16-Udoka Azubuike	7-Marcus Garrett	1-Three Tied	3-Udoka Azubuike
at Kansas State (2/29)	62-58	W	25-Devon Dotson	9-Udoka Azubuike	3-Marcus Garrett	2-David McCormack	1-Christian Braun Devon Dotson
TCU (3/4)							
at Texas Tech (3/7)							

2019-20 INDIVIDUAL SUPERLATIVES

CATEGORY	KANSAS	OPPONENT
Points Scored	31 by Devon Dotson vs. Dayton (11.27.19)	27 by Kristian Doolittle of Oklahoma (2.15.20)
Total Field Goals	12 by Udoka Azubuike vs. Dayton (11.27.19)	9, 3x, last by Jericho Sims of Texas (1.18.20)
Total FGs Attempted	18 by Marcus Garrett vs. Oklahoma (2.15.20)	20 by Kristian Doolittle of Oklahoma (2.15.20)
Highest FG% (5 made)	100, 3x, last (6-6) by Udoka Azubuike vs. West Virginia (1.4.20)	88.9 (8-9) by Jericho Sims of Texas (2.3.20)
Highest FG% (10 made)	84.6 (11-13) by Udoka Azubuike at Baylor (2.22.20)	-
3-Point Field Goals	6, 4x, last by Devon Dotson vs. Iowa State (2.17.20)	5 by Kristian Doolittle of Oklahoma (2.15.20)
3-Pt. FGs Attempted	11 by Isaiah Moss vs. Oklahoma (1.14.20)	10, 5x, last by Jared Butler of Baylor (2.22.20)
3-Point FG% (min. 3 made)	100 (3-3) by Marcus Garrett vs. Kansas City (12.14.19)	75.0 (3-4) by Marvin Nesbitt Jr. & Maks Klanjscek of Kansas City (12.14.19)
Free Throws	10 by Devon Dotson vs. Colorado (12.7.19)	9 by Ray Salnave of Monmouth (11.15.19)
Free Throws Attempted	11 by Udoka Azubuike vs. Tennessee (1.25.20) 11 by Devon Dotson vs. Colorado (12.7.19)	10 by Oscar da Silva of Stanford (12.29.19) 10 by Ray Salnave of Monmouth (11.15.19)
Free Throw % (min. 5 made)	100.0, 9x, last (8-8) by Devon Dotson at Kansas State (2.29.20)	100.0 (5-5) by Obi Toppin of Dayton (11.27.19)
Offensive Rebounds	8 by Udoka Azubuike vs. Oklahoma State (2.24.20)	8 by Oscar Tshiebwe of West Virginia (1.4.20)
Defensive Rebounds	14 by Udoka Azubuike at Baylor (2.22.20)	10 by Kaleb Hunter of UNCG (11.8.19)
Total Rebounds	19 by Udoka Azubuike at Baylor (2.22.20)	17 by Oscar Tshiebwe of West Virginia (1.4.20)
Assists	11 by Devon Dotson at TCU (2.8.20)	8 by Brandon McKissic of Kansas City (12.14.19) 8 by Jalen Crutcher of Dayton (11.27.19)
Turnovers	6, 4x, last by Udoka Azubuike vs. Iowa State (2.17.20)	8 by Oscar da Silva of Stanford (12.30.19)
Blocked Shots	7 by Udoka Azubuike vs. Baylor (1.11.20)	5 by Kevin Samuel of TCU (2.8.20)
Steals	5 by Marcus Garrett at West Virginia (2.12.20) 5 by Devon Dotson vs. Dayton (11.27.19)	4 by Tyler Bey of Colorado (12.7.19)
Minutes Played (including OT)	45 by Devon Dotson & Ochai Agbaji vs. Dayton (11.27.19)	42 by Jalen Crutcher of Dayton (11.27.19)

2019-20 TEAM SUPERLATIVES

KANSAS HIGH	KANSAS LOW	CATEGORY	OPPONENT HIGH	OPPONENT LOW
112 vs. Monmouth (11.15.19)	55 vs. Baylor (1.11.20)	**Points**	84 by Dayton (11.27.19)	46 by TCU (2.8.20)
59 (1st) vs. Monmouth (11.15.19)	23 (1st) at Villanova (12.21.19)	**Points/Half**	41 (2nd) by Milwaukee (12.10.19)	18 (1st) by TCU (2.8.20) 18 (1st) by Stanford (12.29.19)
17 vs. Dayton (11.27.19)	-	**Points/OT**	11 by Dayton (11.27.19)	-
38 vs. Kansas City (12.14.19) 38 vs. Chaminade (11.25.19)	18 at Kansas State (2.29.20)	**Field Goals**	27, 3x, last by Iowa State (2.17.20)	18, 3x, last by Oklahoma State (1.27.20)
69 vs. Chaminade (11.25.19)	43 at Kansas State (2.29.20)	**Field Goal Attempts**	67 by Oklahoma (2.15.20)	48 by Kansas State (2.29.20)
57.6 (38-66) vs. Kansas City (12.14.19)	38.9 (21-54) at Oklahoma State (1.27.20)	**Field Goal Percentage**	46.0 (23-50) by Chaminade (11.25.19)	28.1 (18-64) by Oklahoma State (1.27.20)
14 vs. Monmouth (11.15.19)	1 vs. ETSU (11.20.19)	**3-Point Field Goals**	16 by Dayton (11.27.19)	2 by Oklahoma State (1.27.20)
33 at Oklahoma State (1.27.20)	9 vs. Duke (11.5.19)	**3-Point Field Goal Attempts**	41 by Villanova (12.21.19)	12 by Oklahoma State (2.24.20)
52.6 (10-19) at Iowa State (1.8.19)	7.1 (1-14) vs. ETSU (11.20.19)	**3-Point Field Goal Percentage**	50.0 (9-18) by Kansas City (12.14.19)	11.1 (2-18) by Oklahoma State (1.27.20)
24 vs. Monmouth (11.15.19)	4 at Villanova (12.21.19)	**Free Throws Made**	17 by Monmouth (11.15.19)	2 by Villanova (12.21.19)
33 vs. Tennessee (1.25.20)	10 at Baylor (2.22.20) 10 at Villanova (12.21.19)	**Free Throw Attempts**	23 by Monmouth (11.15.19) 23 by Duke (11.5.19)	2 by Villanova (12.21.19)
85.0 (17-20) vs. Oklahoma State (2.24.20)	40.0 (4-10) at Villanova (12.21.19)	**Free Throw Percentage**	100.0 (2-2) by Villanova (12.21.19)	33.3 (3-9) by TCU (2.8.20)
17 vs. Kansas State (1.21.20)	4 at West Virginia (2.12.20)	**Offensive Rebounds**	21 by West Virginia (1.4.20)	4 by Stanford (12.29.19)
35 vs. Oklahoma (1.14.20)	20 vs. Chaminade (11.25.19)	**Defensive Rebounds**	27 by BYU (11.26.19)	14 by Kansas State (2.29.20)
46 at Oklahoma (2.15.20) 46 vs. Oklahoma (1.14.20)	27 at West Virginia (2.12.20)	**Rebounds**	44 by West Virginia (1.4.20)	23 by Kansas State (2.29.20)
20, 3x, last vs. Dayton (11.27.19)	10, 4x, last at Texas (1.18.20)	**Fouls**	25 by Dayton (11.27.19)	10 by Oklahoma (2.15.20)
1 vs. Baylor (2.22.20) 1 vs. Dayton (11.27.19)	0, 27x, last Kansas State (2.24.20)	**DQs**	1, 3x, last by Texas (2.3.20)	0, 26x, last by Kansas State (2.29.20)
23 vs. Milwaukee (12.10.19)	6 vs. Texas (2.3.20)	**Assists**	19 by Dayton (11.27.19)	4 by Texas (2.3.20)
28 vs. Duke (11.5.19)	6 vs. Tennessee (1.25.20)	**Turnovers**	27 by Chaminade (11.25.19)	5 by Oklahoma (1.14.20) 5 by Baylor (1.11.20)
10 vs. Baylor (1.11.20)	1, 3x, last at Kansas State (2.29.20)	**Blocked Shots**	10 by TCU (2.8.20)	0, 4x, last by Villanova (12.21.19)
14 ETSU (11.20.19)	3, 3x, last vs. Oklahoma State (2.24.20)	**Steals**	11, 3x, last by Colorado (12.7.19)	2 by Tennessee (1.25.20)

LEAD/DEFICIT BREAKDOWN GAME-BY-GAME

Opponent	FIRST HALF SCORE KU	OPP	MARGIN	SECOND HALF SCORE KU	OPP	MARGIN	FINAL SCORE KU	OPP	MARGIN	LARGEST LEAD	DEFICIT	TIMES TIED	LEAD CHANGES	TIME LED MIN.	%
vs. Duke (11/5)	30	33	(3)	36	35	+1	66	68	(2)	9	5	10	11	15:24	38.5%
UNCG (11/8)	36	32	+4	38	30	+8	74	62	+12	21	2	5	10	34:16	85.6%
MONMOUTH (11/15)	59	21	+38	53	36	+17	112	57	+55	57	-	-	1	39:09	98.0%
E. TENNESSEE STATE (11/19)	43	31	+12	32	32	-	75	63	+12	18	1	1	2	38:44	96.8%
vs. Chaminade (11/25)	47	27	+20	46	36	+10	93	63	+30	35	5	1	1	34:29	86.2%
vs. BYU (11/26)	29	27	+2	42	29	+13	71	56	+15	20	2	3	10	30:43	76.8%
vs. Dayton (11/27)	36	37	(1)	37	36	+1	90	84	+6	6	8	14	20	17:24	38.7%
COLORADO (12/7)	34	22	+12	38	36	+2	72	58	+14	23	-	-	-	39:41	99.3%
MILWAUKEE (12/10)	52	27	+25	43	41	+2	95	68	+27	30	-	-	-	39:30	98.8%
KANSAS CITY (12/14)	43	24	+19	55	33	+22	98	57	+41	43	3	-	2	36:53	92.2%
at Villanova (12/21)	23	23	-	32	33	(1)	55	56	(1)	7	8	10	14	16:07	40.3%
at Stanford (12/29)	28	18	+10	44	38	+6	72	56	+16	22	-	-	-	39:27	98.6%
WEST VIRGINIA (1/4)	24	30	(6)	36	23	+13	60	53	+7	9	10	3	5	13:26	33.6%
at Iowa State (1/8)	46	26	+20	33	27	+6	79	53	+26	31	-	4	-	37:55	94.8%
BAYLOR (1/11)	24	37	(13)	31	30	+1	55	67	(12)	5	17	1	2	7:56	19.8%
at Oklahoma (1/14)	28	27	+1	38	25	+13	66	52	+14	17	4	3	4	32:16	80.7%
at Texas (1/18)	26	31	(5)	40	26	+14	66	57	+9	9	8	5	8	21:25	53.5%
KANSAS STATE (1/21)	39	23	+16	42	37	+5	81	60	+21	26	3	2	1	34:56	87.3%
TENNESSEE (1/25)	37	30	+7	37	38	(1)	74	68	+6	13	7	4	6	26:55	67.3%
at Oklahoma State (1/27)	29	24	+5	36	26	+10	65	50	+15	27	-	-	-	39:35	99.0%
TEXAS TECH (2/1)	44	35	+9	34	40	(6)	78	75	+3	15	-	-	-	39:11	98.0%
TEXAS (2/3)	31	33	(2)	38	25	+13	69	58	+11	17	4	7	5	30:03	75.1%
at TCU (2/8)	31	18	+13	29	28	+1	60	46	+14	17	4	2	1	32:42	81.8%
at West Virginia (2/12)	24	30	(6)	34	19	+15	58	49	+9	9	9	8	3	7:20	18.3%
OKLAHOMA (2/15)	41	32	+9	46	38	+8	87	70	+17	21	3	3	11	33:04	82.7%
IOWA STATE (2/17)	50	40	+10	41	31	+10	91	71	+20	28	7	2	6	33:32	83.8%
at Baylor (2/22)	34	31	+3	30	30	-	64	61	+3	11	5	1	1	35:46	89.4%
OKLAHOMA STATE (2/24)	35	25	+10	48	33	+15	83	58	+25	36	3	2	5	36:09	90.4%
at Kansas State (2/29)	35	34	+1	27	24	+3	62	58	+4	9	4	4	5	26:28	66.2%
TCU (3/4)															
at Texas Tech (3/7)															
AVG/GM - OVERALL	**35.8**	**28.6**	**+7.2**	**38.5**	**31.6**	**+6.9**	**74.9**	**60.5**	**+14.4**	**20.4**	**4.2**	**3.3**	**4.6**	**30:01**	**75.0%**
AVG/GM - BIG 12 ONLY	**33.8**	**29.8**	**+4.0**	**36.4**	**28.9**	**+7.5**	**70.3**	**58.6**	**+11.7**	**17.9**	**5.1**	**2.9**	**3.6**	**28:52**	**72.3%**

KANSAS' RECORD WHEN...

	2019-20	Bill Self era
Leading At Half	21-0	404-31
Trailing At Half	5-2	76-73
Tied At Half	0-1	18-5
Leading With 5:00 Remaining in Regulation	24-1	457-18
Trailing With 5:00 Remaining in Regulation	1-1	34-87
Tied With 5:00 Remaining in Regulation	1-1	7-4
In Overtime	1-0	24-9
Kansas Outrebounds Opponent	21-3	372-48
Kansas Is Outrebounded	4-0	104-54
Kansas Is Tied in Rebounds	1-0	23-7
Kansas Commits More Turnovers	12-3	197-74
Opponent Commits More Turnovers	12-0	267-30
Kansas Is Tied in Turnovers	2-0	36-5
Kansas Has More Free Throw Attempts	22-3	330-34
Opponent Has More Free Throw Attempts	4-0	150-73
Kansas is Tied in Free Throw Attempts	0-0	19-2
Kansas Shoots 50% or Better	11-0	262-9
Kansas Shoots Less Than 50%	15-3	237-100
Opponent Shoots 50% or Better	0-0	7-25
Opponent Shoots Less Than 50%	26-3	492-84
Kansas Shoots Better Than Opponent	26-2	466-39
Opponent Shoots Better Than Kansas	0-1	34-67
Kansas and Opponent Tied in FG%	0-0	0-2
Kansas Bench Outscores Opponent Bench	13-2	311-40
Opponent Bench Outscores Kansas Bench	11-1	177-66
Kansas is Tied in Bench Points	2-0	11-3
Kansas Scores Between 0-59	1-2	10-18
Kansas Scores Between 60-69	8-1	77-58
Kansas Scores Between 70-79	8-0	156-20
Kansas Scores Between 80-89	3-0	161-12
Kansas Scores Between 90-99	5-0	69-1
Kansas Scores 100 or More	1-0	26-0
Opponent Scores Between 0-59	15-1	183-2
Opponent Scores Between 60-69	7-2	187-31
Opponent Scores Between 70-79	3-0	95-37
Opponent Scores Between 80-89	1-0	31-32
Opponent Scores 90 or More	0-0	3-7
On Mondays	5-0	74-16
On Tuesdays	5-1	59-18
On Wednesdays	3-0	66-6
On Thursdays	0-0	31-4
On Fridays	2-0	58-8
On Saturdays	10-2	176-47
On Sundays	1-0	33-10
In November	6-1	82-12
In December	4-1	95-15
In January	7-1	122-24
In February	9-0	108-27
In March	0-0	92-30
In April	0-0	2-1
On CBS	1-1	56-21
On CBS Sports Network	0-0	2-0
On ESPN	12-1	148-50
On ESPN2	3-0	89-15
On ESPNU	2-0	39-5
On Big 12 NOW on ESPN+	7-0	7-0
On Jayhawk TV	0-0	89-3
On Big 12 Network TV	0-0	41-6
On TBS/TNT/TruTV	0-0	13-4
On NBCSports Network	0-0	1-1
On Fox	0-1	0-1
On FS1	0-0	2-0
On Fox Sports Net	0-0	4-2
On ABC	1-0	6-2

MISCELLANEOUS STREAKS

Kansas' All-Time Record	2,300-862
Consecutive games with a 3-point field goal	181
Consecutive games opponent under 100 points	136
Number of 100-point games in Kansas history	117
Number of 100-point games in Bill Self era	26
KU's All-Time Overtime Record	71-57
KU's last OT game	11/27/2019 (Kansas 90, Dayton 84 [OT])
Consecutive Allen Fieldhouse Sellouts	305

ATTENDANCE	G	TOTAL	AVERAGE
Home (Allen Fieldhouse)	14	228,200	16,300
Home (Sprint Center)	1	17,702	17,702
Away	10	113,308	11,331
Neutral	4	27,012	6,753
Total	**29**	**386,222**	**13,318**

MISCELLANEOUS STATS

STARTING LINEUPS (6)

(W-L)	*1*	*2*	*3*	*4*	*5*
13-3	Dotson	Garrett	Agbaji	McCormack	Azubuike
6-0	Dotson	Garrett	Agbaji	Moss	Azubuike
4-0	Dotson	Garrett	Agbaji	Braun	Azubuike
1-0	Dotson	Garrett	Agbaji	Braun	McCormack
1-0	Dotson	Garrett	Agbaji	De Sousa	Azubuike
1-0	Garrett	Agbaji	Moss	McCormack	Azubuike

WIN/LOSS MARGIN

	1	2	3	4	5	6	7	8	9	10	11-15	16-29	30+
Wins	-	-	2	1	-	2	1	-	2	-	8	7	3
Losses	1	1	-	-	-	-	-	-	-	-	1	-	-

VIOLATIONS/TECHNICAL FOULS

	3-Seconds	*5-Seconds*	*10-Seconds*	*Shot Clock Exp.*	*Lane Viol.*	*Technicals*	*Goaltending*
Kansas	8	-	1	14	2	2	7
Opponent	1	-	-	25	3	1	4

LEADS AND DEFICITS

KU's Biggest Halftime Lead	38 (59-21) vs. Monmouth (11.15.19)
KU's Biggest Halftime Lead Blown	-
KU's Biggest Halftime Deficit	13 (24-37 vs. Baylor, 1.11.20)
KU's Biggest Halftime Deficit Erased	6 (24-30 vs. West Virginia, 1.4.20 & 24-30 at West Virginia, 2.12.20)
KU's Biggest Overall Lead	57 (103-46 vs. Monmouth, 11.15.19)
KU's Biggest Win Total	55 (112-57 vs. Monmouth, 11.15.19)
KU's Biggest Loss Total	12 (55-67 vs. Baylor, 1.11.20)
KU's Biggest Lead Blown	9 (14-5 at Kansas State, 2.29.20) 9 (46-37 vs. Duke, 11.5.19)
KU's Biggest Overall Deficit	17 (47-64 vs. Baylor, 1.11.20)
KU's Biggest Deficit Overcome	10 (30-20 vs. West Virginia, 1.4.20)

JUMP BALLS CONTROLLED (INCLUDES OT)

Kansas	22
Opponents	8

HOW KU SCORED FIRST POINTS

3-Pointer	8
Free Throw	7
Jump Shot	7
Lay-Up	5
Dunk	2
Alley-Oop	-
Follow	-

BENCH POINTS	PTS (AVG)
Kansas	526 (18.1)
Opponents	390 (13.4)

WHO SCORED KU'S FIRST POINTS

Ochai Agbaji	7
Udoka Azubuike	7
Marcus Garrett	5
David McCormack	5
Devon Dotson	4
Isaiah Moss	1

DOUBLE-FIGURE SCORING

Devon Dotson	27
Udoka Azubuike	21
Ochai Agbaji	14
Marcus Garrett	13
Isaiah Moss	9
David McCormack	7
Christian Braun	5
Silvio De Sousa	1

DOUBLE-FIGURE REBOUNDING

Udoka Azubuike	15
David McCormack	2
Ochai Agbaji	1

DOUBLE-DOUBLES

Udoka Azubuike	13
Ochai Agbaji	1
Devon Dotson	1
David McCormack	1

20-PLUS POINT GAMES

Devon Dotson	9
Udoka Azubuike	4
Ochai Agbaji	2
Isaiah Moss	2
Christian Braun	1
Marcus Garrett	1
David McCormack	1

FIRST PLAYER OFF THE BENCH (sometimes multiple players)

Isaiah Moss	18
Christian Braun	7
Silvio De Sousa	5
David McCormack	5
Tristen Enaruna	4
Udoka Azubuike	1

INDIVIDUAL MISCELLANEOUS STATISTICS (*HUSTLE PLAYS)

NO. - PLAYER	*FLOOR BURNS	DUNKS	CHARGES DRAWN	FT-FTA (LAST 5:00/OT)
0 - Garrett	39	-	-	19-26
1 - Dotson	46	-	2	36-43
2 - Braun	24	3	-	2-3
4 - Moss	16	-	1	11-12
5 - Elliott	-	-	-	-
10 - Wilson	-	-	-	-
12 - Teahan	-	-	-	-
13 - Enaruna	22	1	1	5-8
20 - Jankovich	-	-	-	3-4
22 - De Sousa	12	3	-	-
30 - Agbaji	37	10	-	8-13
33 - McCormack	23	17	-	4-4
35 - Azubuike	30	94	-	10-20
TOTALS	**249**	**128**	**4**	**98-133 (.737)**
OPPONENTS	**176**	**37**	**27**	**53-82 (.646)**

BOX SCORES

1 #4/4 DUKE 68, #3/3 KANSAS 66

Nov. 5, 2019 | New York, N.Y. | Madison Square Garden

Kansas 66 • 0-1,0-0 Big 12

##	Player		Total FG-FGA	3-Ptr FG-FGA	FT-FTA	Rebounds Off	Def	Tot	PF	TP	A	TO	Blk	Stl	Min
33	David McCormack	f	2-7	0-0	2-4	3	10	13	3	6	1	3	1	2	28
35	Udoka Azubuike	c	3-4	0-0	2-3	1	7	8	4	8	4	4	1	0	29
00	Marcus Garrett	g	5-13	0-0	2-4	1	4	5	3	12	5	2	1	2	36
01	Devon Dotson	g	5-9	1-4	6-8	0	2	2	1	17	1	6	0	1	38
30	Ochai Agbaji	g	6-10	2-3	1-3	2	4	6	3	15	2	5	0	4	39
02	Christian Braun		0-1	0-0	0-0	0	0	0	2	0	0	0	0	0	4
10	Jalen Wilson		0-1	0-1	0-0	0	0	0	1	0	0	1	0	0	2
13	Tristan Enaruna		2-3	1-1	0-0	0	2	2	2	5	0	2	2	1	16
22	Silvio DeSousa		0-2	0-0	3-4	3	1	4	1	3	0	3	0	1	8
	Team					0	0	0				2			
	Totals		23-50	4-9	16-26	10	30	40	20	66	13	28	5	11	200

FG % 1st Half: 10-19 52.6% 2nd half: 13-31 41.9% Game: 23-50 46.0%
3FG % 1st Half: 2-4 50.0% 2nd half: 2-5 40.0% Game: 4-9 44.4%
FT % 1st Half: 8-11 72.7% 2nd half: 8-15 53.3% Game: 16-26 61.5%
Deadball Rebounds 8,1

Duke 68 • 1-0,0-0 ACC

##	Player		Total FG-FGA	3-Ptr FG-FGA	FT-FTA	Rebounds Off	Def	Tot	PF	TP	A	TO	Blk	Stl	Min
21	Matthew Hurt	f	4-12	3-7	0-0	1	1	2	3	11	0	2	0	0	24
01	Vernon Carey	c	3-8	2-2	3-6	1	5	6	3	11	1	1	2	1	25
02	Cassius Stanley	g	5-6	1-1	2-3	1	1	2	2	13	1	4	0	2	30
03	Tre Jones	g	5-14	0-4	5-6	0	6	6	0	15	7	3	0	2	39
14	Jordan Goldwire	g	0-1	0-1	0-0	0	0	0	0	0	1	0	0	0	13
00	Wendell Moore		1-6	0-0	0-0	2	0	2	3	2	0	4	0	0	12
12	Javin DeLaurier		1-4	0-0	2-5	3	1	4	4	4	0	1	0	1	14
13	Joey Baker		0-0	0-0	0-0	0	0	0	0	0	0	0	0	0	0+
15	Alex O'Connell		3-10	1-6	2-3	2	2	4	1	9	2	0	0	3	25
41	Jack White		1-3	1-3	0-0	1	3	4	1	3	0	1	1	2	18
	Team					0	0	0							
	Totals		23-64	8-24	14-23	11	19	30	17	68	12	16	3	11	200

FG % 1st Half: 13-36 36.1% 2nd half: 10-28 35.7% Game: 23-64 35.9%
3FG % 1st Half: 3-12 25.0% 2nd half: 5-12 41.7% Game: 8-24 33.3%
FT % 1st Half: 4-8 50.0% 2nd half: 10-15 66.7% Game: 14-23 60.9%
Deadball Rebounds 8

Officials: Roger Ayers,Mike Roberts,Doug Sirmons
Technical fouls: Kansas-None. Duke-None.
Attendance: 19812
State Farm Champions Classic

Score by periods	1st	2nd	Total
Kansas	30	36	**66**
Duke	33	35	**68**

Points	In Paint	Off T/O	2nd Chance	Fast Break	Bench
KU	38	18	1	17	8
DUKE	28	29	8	15	18

Last FG - KU 2nd-00:01, DUKE 2nd-01:34.
Largest lead - KU by 9 2nd-14:35, DUKE by 5 1st-02:53.
KU led for 15:24. DUKE led for 18:51. Game was tied for 05:15.

Score tied - 10 times.
Lead changed - 11 times.

2 #3/3 KANSAS 74, UNCG 62

Nov. 8, 2019 | Lawrence, Kan. | Allen Fieldhouse

UNC Greensboro 62 • 1-1,0-0 SoCon

##	Player		Total FG-FGA	3-Ptr FG-FGA	FT-FTA	Rebounds Off	Def	Tot	PF	TP	A	TO	Blk	Stl	Min
14	Kyrin Galloway	f	1-7	1-6	0-0	1	3	4	2	3	1	1	1	1	23
21	James Dickey	f	3-4	0-0	0-0	2	1	3	4	6	3	4	1	0	29
01	Isaiah Miller	g	7-18	2-6	3-4	1	3	4	4	19	1	1	0	0	24
02	Malik Massey	g	0-7	0-5	0-0	0	0	0	2	0	1	1	1	0	25
44	Kaleb Hunter	g	7-10	1-1	2-4	2	10	12	0	17	0	1	0	2	30
00	Keyshaun Langley		1-5	0-4	0-0	0	1	1	3	2	3	0	0	0	19
04	Mohammad Abdulsalam		0-0	0-0	1-2	2	1	3	1	1	1	0	0	0	8
11	Michael Hueitt Jr.		2-5	2-5	0-3	0	2	2	1	6	1	0	0	0	17
13	Angelo Allegri		1-3	1-3	0-0	0	1	1	0	3	0	1	0	1	18
33	Bas Leyte		2-3	1-1	0-0	0	2	2	1	5	0	0	0	1	7
	Team					2	1	3							
	Totals		24-62	8-31	6-13	10	25	35	18	62	11	9	3	5	200

FG % 1st Half: 13-36 36.1% 2nd half: 11-26 42.3% Game: 24-62 38.7%
3FG % 1st Half: 5-19 26.3% 2nd half: 3-12 25.0% Game: 8-31 25.8%
FT % 1st Half: 1-5 20.0% 2nd half: 5-8 62.5% Game: 6-13 46.2%
Deadball Rebounds 3,1

Kansas 74 • 1-1,0-0 Big 12

##	Player		Total FG-FGA	3-Ptr FG-FGA	FT-FTA	Rebounds Off	Def	Tot	PF	TP	A	TO	Blk	Stl	Min
33	David McCormack	f	1-2	0-0	0-0	2	2	4	0	2	0	1	0	0	11
35	Udoka Azubuike	c	5-8	0-0	0-4	4	6	10	1	10	0	1	0	1	28
00	Marcus Garrett	g	4-8	2-4	0-2	1	3	4	4	10	5	2	0	1	38
01	Devon Dotson	g	6-14	2-5	8-8	1	7	8	2	22	6	1	0	1	36
30	Ochai Agbaji	g	5-11	3-8	0-0	0	4	4	1	13	2	3	0	2	35
02	Christian Braun		0-1	0-1	0-2	0	0	0	0	0	0	1	0	0	2
04	Isaiah Moss		3-7	2-6	0-0	0	3	3	2	8	0	0	0	0	25
10	Jalen Wilson		0-0	0-0	0-0	0	0	0	0	0	0	0	0	0	0+
13	Tristan Enaruna		3-5	1-2	2-3	1	4	5	2	9	2	1	1	0	19
22	Silvio De Sousa		0-3	0-0	0-0	1	1	2	0	0	0	0	1	0	6
	Team					1	1	2							
	Totals		27-59	10-26	10-19	11	31	42	12	74	15	10	2	5	200

FG % 1st Half: 12-29 41.4% 2nd half: 15-30 50.0% Game: 27-59 45.8%
3FG % 1st Half: 5-14 35.7% 2nd half: 5-12 41.7% Game: 10-26 38.5%
FT % 1st Half: 7-16 43.8% 2nd half: 3-3 100.0 Game: 10-19 52.6%
Deadball Rebounds 4,1

Officials: Chance Moore,Kelly Self,Gary Maxwell
Technical fouls: UNC Greensboro-None. Kansas-None.
Attendance: 16300

Score by periods	1st	2nd	Total
UNC Greensboro	32	30	**62**
Kansas	36	38	**74**

3 #5/3 KANSAS 112, MONMOUTH 57

Nov. 15, 2019 | Lawrence, Kan. | Allen Fieldhouse

Monmouth 57 • 1-3,0-0 MAAC

##	Player		Total FG-FGA	3-Ptr FG-FGA	FT-FTA	Rebounds Off	Def	Tot	PF	TP	A	TO	Blk	Stl	Min
04	Mustapha Traore	f	1-4	0-0	0-0	0	2	2	1	2	0	1	0	1	14
21	Nikkei Rutty	f	0-4	0-0	0-1	2	1	3	2	0	0	2	1	0	21
03	Deion Hammond	g	7-16	3-10	0-0	0	2	2	3	17	1	3	0	0	27
13	Marcus McClary	g	0-1	0-1	3-4	0	0	0	2	3	0	1	1	1	14
25	Samuel Chaput	g	1-5	0-2	0-0	1	2	3	3	2	3	5	0	0	23
00	Ray Salnave		1-10	0-2	9-10	0	5	5	3	11	3	1	1	0	21
01	Gob Gabriel		1-3	0-1	1-2	1	1	2	0	3	1	0	0	0	13
02	Melik Martin		0-4	0-1	0-0	0	1	1	1	0	0	1	0	0	16
05	George Papas		5-9	1-4	1-1	1	0	1	4	12	2	0	0	2	17
10	Jarvis Vaughan		1-3	0-1	3-5	0	5	5	3	5	0	1	0	0	20
44	Sam Ibiezugbe		1-1	0-0	0-0	1	2	3	2	2	0	0	0	0	14
	Team					5	2	7							
	Totals		18-60	4-22	17-23	11	23	34	24	57	10	15	3	4	200

FG % 1st Half: 6-26 23.1% 2nd half: 12-34 35.3% Game: 18-60 30.0%
3FG % 1st Half: 3-11 27.3% 2nd half: 1-11 9.1% Game: 4-22 18.2%
FT % 1st Half: 6-8 75.0% 2nd half: 11-15 73.3% Game: 17-23 73.9%
Deadball Rebounds 4

Kansas 112 • 2-1,0-0 Big 12

##	Player		Total FG-FGA	3-Ptr FG-FGA	FT-FTA	Rebounds Off	Def	Tot	PF	TP	A	TO	Blk	Stl	Min
22	Silvio De Sousa	f	4-8	1-1	2-4	3	3	6	4	11	0	1	1	0	23
35	Udoka Azubuike	c	5-5	0-0	2-4	2	6	8	1	12	1	0	3	1	23
00	Marcus Garrett	g	1-4	0-1	0-0	0	4	4	0	2	3	1	0	1	26
01	Devon Dotson	g	4-9	2-6	7-9	1	1	2	0	17	4	2	0	4	27
30	Ochai Agbaji	g	1-9	0-5	2-2	1	1	2	4	4	3	0	0	3	22
02	Christian Braun		4-4	3-3	0-0	0	2	2	2	11	1	0	0	2	17
04	Isaiah Moss		5-6	5-6	6-6	0	1	1	0	21	2	0	0	0	15
05	Elijah Elliott		1-2	0-0	0-0	1	0	1	2	2	1	0	0	0	5
12	Chris Teahan		1-2	1-2	0-0	0	0	0	2	3	1	0	0	0	7
13	Tristan Enaruna		3-6	1-2	0-0	0	4	4	1	7	2	2	0	0	14
20	Michael Jankovich		1-3	1-3	2-2	0	0	0	1	5	0	1	0	0	5
33	David McCormack		7-8	0-1	3-4	3	8	11	3	17	4	0	1	0	16
	Team					0	2	2							
	Totals		37-66	14-30	24-31	11	32	43	20	112	22	7	5	11	200

FG % 1st Half: 20-32 62.5% 2nd half: 17-34 50.0% Game: 37-66 56.1%
3FG % 1st Half: 8-14 57.1% 2nd half: 6-16 37.5% Game: 14-30 46.7%
FT % 1st Half: 11-13 84.6% 2nd half: 13-18 72.2% Game: 24-31 77.4%
Deadball Rebounds 2,1

Officials: Jeb Hartness,Terry Wymer,Kipp Kissinger
Technical fouls: Monmouth-George Papas; Ray Salnave. Kansas-Silvio De Sousa.
Attendance: 16300

Score by periods	1st	2nd	Total
Monmouth	21	36	**57**
Kansas	59	53	**112**

4 #4/5 KANSAS 75, EAST TENNESSEE STATE 63

Nov. 19, 2019 | Lawrence, Kan. | Allen Fieldhouse

ETSU 63 • 3-1,0-0 SoCon

##	Player		Total FG-FGA	3-Ptr FG-FGA	FT-FTA	Rebounds Off	Def	Tot	PF	TP	A	TO	Blk	Stl	Min
11	Jeromy Rodriguez	f	2-5	0-0	0-1	4	6	10	4	4	1	1	0	2	27
25	Lucas N'Guessan	c	4-6	1-1	2-4	3	4	7	3	11	1	1	1	1	23
03	Bo Hodges	g	8-14	1-3	5-8	2	5	7	2	22	1	5	3	2	36
10	Patrick Good	g	2-10	2-10	0-0	0	3	3	2	6	0	2	0	3	30
15	Isaiah Tisdale	g	0-3	0-2	1-2	0	1	1	4	1	2	1	0	2	19
01	Tray Boyd III		3-11	3-10	0-0	0	1	1	0	9	3	2	0	0	25
05	Daivien Williamson		4-8	2-4	0-0	1	0	1	2	10	4	3	0	0	26
23	Vonnie Patterson		0-3	0-0	0-0	1	1	2	2	0	0	1	0	1	14
	Team					0	1	1							
	Totals		23-60	9-30	8-15	11	22	33	19	63	12	16	4	11	200

FG % 1st Half: 11-27 40.7% 2nd half: 12-33 36.4% Game: 23-60 38.3%
3FG % 1st Half: 3-11 27.3% 2nd half: 6-19 31.6% Game: 9-30 30.0%
FT % 1st Half: 6-12 50.0% 2nd half: 2-3 66.7% Game: 8-15 53.3%
Deadball Rebounds 4

Kansas 75 • 3-1,0-0 Big 12

##	Player		Total FG-FGA	3-Ptr FG-FGA	FT-FTA	Rebounds Off	Def	Tot	PF	TP	A	TO	Blk	Stl	Min
33	David McCormack	f	2-5	0-0	0-0	1	2	3	1	4	1	0	1	0	12
35	Udoka Azubuike	c	10-13	0-0	1-4	2	5	7	1	21	1	1	4	3	29
00	Marcus Garrett	g	4-6	0-2	5-6	1	5	6	3	13	3	3	0	3	34
01	Devon Dotson	g	6-12	1-5	6-6	0	3	3	3	19	6	4	0	1	35
30	Ochai Agbaji	g	2-8	0-4	0-0	1	2	3	2	4	2	2	0	1	34
02	Christian Braun		0-1	0-0	0-0	0	1	1	1	0	0	1	1	0	8
04	Isaiah Moss		0-2	0-2	2-2	0	1	1	0	2	1	2	0	1	17
13	Tristan Enaruna		2-3	0-1	0-0	0	4	4	2	4	4	1	0	4	23
22	Silvio De Sousa		4-4	0-0	0-0	0	1	1	3	8	0	1	3	1	8
	Team					0	3	3							
	Totals		30-54	1-14	14-18	5	27	32	16	75	19	15	8	14	200

FG % 1st Half: 19-30 63.3% 2nd half: 11-24 45.8% Game: 30-54 55.6%
3FG % 1st Half: 1-9 11.1% 2nd half: 0-5 0.0% Game: 1-14 7.1%
FT % 1st Half: 4-6 66.7% 2nd half: 10-12 83.3% Game: 14-18 77.8%
Deadball Rebounds 1,2

Officials: Tony Padilla,Mike Roberts,James Breeding
Technical fouls: ETSU-None. Kansas-None.
Attendance: 16300
2019-20 Men's Basketball. Round: 0. ETSU vs Kansas. Played at Allen Fieldhouse

Score by periods	1st	2nd	Total
ETSU	31	32	**63**
Kansas	43	32	**75**

Points	In Paint	Off T/O	2nd Chance	Fast Break	Bench
ETSU	24	17	7	9	19
KU	54	24	6	21	14

Last FG - ETSU 2nd-00:56, KU 2nd-00:42.
Largest lead - ETSU by 1 1st-17:32, KU by 18 1st-07:39.
ETSU led for 00:36. KU led for 38:44. Game was tied for 00:40.

Score tied - 1 time.
Lead changed - 2 times.

BOX SCORES

5 #4/5 KANSAS 93, CHAMINADE 63

Nov. 25, 2019 | Lahaina, Hawaii | Lahaina Civic Center

Kansas 93 • 4-1,0-0 Big 12

##	Player		Total FG-FGA	3-Ptr FG-FGA	FT-FTA	Rebounds Off	Def	Tot	PF	TP	A	TO	Blk	Stl	Min
33	David McCormack	f	5-7	0-0	0-0	2	0	2	2	10	1	0	0	0	16
35	Udoka Azubuike	c	7-8	0-0	1-2	3	4	7	3	15	0	4	1	1	19
00	Marcus Garrett	g	3-6	0-1	2-4	0	4	4	1	8	7	0	0	4	28
01	Devon Dotson	g	7-12	3-7	2-2	1	4	5	3	19	1	1	0	1	31
30	Ochai Agbaji	g	4-9	3-6	0-0	0	1	1	2	11	2	2	0	1	26
02	Christian Braun		3-9	1-4	0-1	2	2	4	0	7	0	1	0	2	16
04	Isaiah Moss		5-7	3-4	0-0	0	1	1	2	13	1	1	0	1	20
05	Elijah Elliott		1-1	1-1	0-0	0	0	0	0	3	1	1	0	0	4
12	Chris Teahan		0-1	0-1	0-0	0	0	0	1	0	0	0	0	0	4
13	Tristan Enaruna		1-6	1-4	0-1	1	1	2	1	3	3	2	2	0	21
20	Michael Jankovich		0-0	0-0	0-0	0	0	0	0	0	1	1	0	1	4
22	Silvio De Sousa		2-3	0-1	0-1	1	1	2	1	4	0	1	0	0	11
	Team					3	2	5							
	Totals		38-69	12-29	5-11	13	20	33	16	93	17	14	3	11	200

FG % 1st Half: 18-32 56.3% 2nd half: 20-37 54.1% Game: 38-69 55.1%
3FG % 1st Half: 7-16 43.8% 2nd half: 5-13 38.5% Game: 12-29 41.4%
FT % 1st Half: 4-7 57.1% 2nd half: 1-4 25.0% Game: 5-11 45.5%
Deadball Rebounds 2,2

Chaminade 63 • 2-1,0-0 PacWest

##	Player		Total FG-FGA	3-Ptr FG-FGA	FT-FTA	Rebounds Off	Def	Tot	PF	TP	A	TO	Blk	Stl	Min
03	Eliet Donley	f	3-6	0-2	0-0	2	1	3	4	6	2	3	0	0	26
05	Telly Davenport	g	1-1	0-0	0-0	0	4	4	1	2	0	2	0	0	16
10	Andre Arissol	g	6-9	4-6	2-2	0	1	1	4	18	0	5	0	1	25
13	Tyler Cartaino	g	7-13	2-4	1-1	0	2	2	0	17	2	5	0	2	30
25	Kendall Small	g	3-7	0-0	4-6	2	6	8	2	10	7	6	0	3	31
01	Roman Young		0-3	0-2	1-2	0	1	1	0	1	0	0	0	1	21
12	Bill Awet		1-3	0-1	0-0	1	0	1	3	2	1	2	0	0	12
22	Kevin Kremer		0-1	0-1	0-0	0	3	3	0	0	1	3	0	0	18
24	Kobe Young		1-1	0-0	0-1	0	1	1	0	2	0	0	0	0	2
34	Morningstar Takapu		0-1	0-1	0-0	0	0	0	0	0	0	1	0	0	4
55	Isaac Amaral-Arthare		1-5	1-4	2-2	0	1	1	0	5	0	0	0	1	15
	Team					1	2	3							
	Totals		23-50	7-21	10-14	6	22	28	14	63	13	27	0	8	200

FG % 1st Half: 10-21 47.6% 2nd half: 13-29 44.8% Game: 23-50 46.0%
3FG % 1st Half: 2-6 33.3% 2nd half: 5-15 33.3% Game: 7-21 33.3%
FT % 1st Half: 5-7 71.4% 2nd half: 5-7 71.4% Game: 10-14 71.4%
Deadball Rebounds 3

Officials: Shawn Lehigh,Keith Kimble,Mike Scyphers
Technical fouls: Kansas-None. Chaminade-None.
Attendance: 2400
Maui Invitational - First Round

Score by periods	1st	2nd	Total
Kansas	47	46	**93**
Chaminade	27	36	**63**

	In Paint	Off T/O	2nd Chance	Fast Break	Bench
KU	50	37	19	13	30
CHAM	22	20	5	11	10

Last FG - KU 2nd-00:26, CHAM 2nd-01:38.
Largest lead - KU by 35 2nd-06:56, CHAM by 5 1st-18:48.
KU led for 34:29. CHAM led for 04:22. Game was tied for 01:09.

Score tied - 1 time.
Lead changed - 1 time.

6 #4/5 KANSAS 71, BYU 56

Nov. 26, 2019 | Lahaina, Hawaii | Lahaina Civic Center

Kansas 71 • 5-1,0-0 Big 12

##	Player		Total FG-FGA	3-Ptr FG-FGA	FT-FTA	Rebounds Off	Def	Tot	PF	TP	A	TO	Blk	Stl	Min
33	David McCormack	f	7-9	0-0	2-2	1	4	5	0	16	1	1	0	0	20
35	Udoka Azubuike	c	5-6	0-0	1-5	3	7	10	1	11	1	2	0	1	27
00	Marcus Garrett	g	3-5	1-3	0-0	0	6	6	3	7	3	2	0	2	25
01	Devon Dotson	g	5-16	0-3	3-3	1	1	2	1	13	8	2	0	2	37
30	Ochai Agbaji	g	6-9	2-4	0-0	1	4	5	0	14	3	2	0	1	31
02	Christian Braun		1-3	0-2	0-0	0	0	0	1	2	0	1	0	0	8
04	Isaiah Moss		2-8	1-5	0-1	1	2	3	2	5	1	1	0	2	30
05	Elijah Elliott		0-0	0-0	0-0	0	0	0	0	0	0	0	0	0	1
12	Chris Teahan		0-0	0-0	0-0	0	0	0	0	0	0	0	0	0	1
13	Tristan Enaruna		0-3	0-1	3-4	1	0	1	0	3	1	1	1	1	16
20	Michael Jankovich		0-0	0-0	0-0	0	0	0	1	0	0	0	0	0	1
22	Silvio De Sousa		0-2	0-0	0-0	1	1	2	1	0	0	0	0	0	3
	Team					0	1	1							
	Totals		29-61	4-18	9-15	9	26	35	10	71	18	12	1	9	200

FG % 1st Half: 12-29 41.4% 2nd half: 17-32 53.1% Game: 29-61 47.5%
3FG % 1st Half: 2-9 22.2% 2nd half: 2-9 22.2% Game: 4-18 22.2%
FT % 1st Half: 3-3 100.0 2nd half: 6-12 50.0% Game: 9-15 60.0%
Deadball Rebounds 2

BYU 56 • 4-3,0-0 WCC

##	Player		Total FG-FGA	3-Ptr FG-FGA	FT-FTA	Rebounds Off	Def	Tot	PF	TP	A	TO	Blk	Stl	Min
33	Dalton Nixon	f	2-8	1-5	0-0	1	3	4	3	5	2	5	0	3	26
40	Kolby Lee	f	6-8	1-2	0-0	2	1	3	4	13	1	2	0	0	27
04	Alex Barcello	g	2-5	1-4	0-0	0	3	3	2	5	1	1	0	1	25
05	Jake Toolson	g	3-9	1-5	0-0	0	7	7	1	7	2	2	0	0	33
30	TJ Haws	g	6-14	3-9	1-1	1	2	3	1	16	5	4	0	1	34
02	Zac Seljaas		0-4	0-4	2-3	0	1	1	0	2	2	0	0	0	22
03	Blaze Nield		0-0	0-0	0-0	0	0	0	0	0	1	0	0	0	2
13	Taylor Maughan		0-0	0-0	0-0	0	2	2	1	0	0	1	0	0	3
15	Cameron Pearson		0-0	0-0	0-0	0	0	0	0	0	0	0	0	0	1
21	Trevin Knell		0-1	0-1	0-0	0	1	1	2	0	0	0	1	0	3
24	Evan Troy		1-1	1-1	0-0	0	0	0	0	3	0	0	0	0	1
44	Connor Harding		2-4	1-2	0-0	1	6	7	3	5	0	3	0	0	23
	Team					0	1	1				2			
	Totals		22-54	9-33	3-4	5	27	32	17	56	14	20	1	5	200

FG % 1st Half: 10-26 38.5% 2nd half: 12-28 42.9% Game: 22-54 40.7%
3FG % 1st Half: 5-17 29.4% 2nd half: 4-16 25.0% Game: 9-33 27.3%
FT % 1st Half: 2-3 66.7% 2nd half: 1-1 100.0 Game: 3-4 75.0%
Deadball Rebounds 2

Officials: Keith Kimble,Chris Rastatter,Terry Wymer
Technical fouls: Kansas-None. BYU-None.
Attendance: 2400
Maui Invitational - Semifinals

Score by periods	1st	2nd	Total
Kansas	29	42	**71**
BYU	27	29	**56**

	In Paint	Off T/O	2nd Chance	Fast Break	Bench
KU	42	17	6	13	10
BYU	18	4	7	5	10

Last FG - KU 2nd-03:04, BYU 2nd-00:12.
Largest lead - KU by 20 2nd-03:04, BYU by 2 1st-15:46.
KU led for 30:43. BYU led for 08:03. Game was tied for 01:14.

Score tied - 3 times.
Lead changed - 10 times.

7 #4/5 KANSAS 90, DAYTON 84 (OT)

Nov. 27, 2019 | Lahaina, Hawaii | Lahaina Civic Center

Dayton 84 • 5-1,0-0 Atlantic

##	Player		Total FG-FGA	3-Ptr FG-FGA	FT-FTA	Rebounds Off	Def	Tot	PF	TP	A	TO	Blk	Stl	Min
01	Obi Toppin	f	6-11	1-3	5-5	1	8	9	4	18	0	1	3	0	40
33	Ryan Mikesell	f	6-14	3-7	4-6	0	5	5	4	19	4	1	0	1	36
00	Rodney Chatman	g	1-4	1-1	2-3	0	0	0	4	5	1	2	0	0	19
03	Trey Landers	g	2-5	2-3	1-2	1	1	2	2	7	2	1	2	2	27
10	Jalen Crutcher	g	4-14	4-9	0-0	1	3	4	3	12	8	5	0	3	42
02	Ibi Watson		5-10	4-8	2-3	0	4	4	4	16	3	1	0	0	33
31	Jhery Matos		0-0	0-0	0-0	0	1	1	0	0	0	0	0	0	4
32	Jordy Tshimanga		1-1	0-0	0-0	0	0	0	3	2	0	0	0	0	2
35	Dwayne Cohill		1-2	1-2	0-0	0	1	1	1	3	1	1	0	0	16
40	Chase Johnson		1-1	0-0	0-0	0	1	1	0	2	0	0	0	0	6
	Team					2	1	3				2			
	Totals		27-62	16-33	14-19	5	25	30	25	84	19	14	5	6	225

FG % 1st Half: 13-31 41.9% 2nd half: 12-24 50.0% OT: 2-7 28.6% Game: 27-62 43.5%
3FG % 1st Half: 8-18 44.4% 2nd half: 7-12 58.3% OT: 1-3 33.3% Game: 16-33 48.5%
FT % 1st Half: 3-5 60.0% 2nd half: 5-5 100.0 OT: 6-9 66.7% Game: 14-19 73.7%
Deadball Rebounds 4

Kansas 90 • 6-1,0-0 Big 12

##	Player		Total FG-FGA	3-Ptr FG-FGA	FT-FTA	Rebounds Off	Def	Tot	PF	TP	A	TO	Blk	Stl	Min
33	David McCormack	f	1-3	0-0	1-2	1	1	2	1	3	0	2	0	1	16
35	Udoka Azubuike	c	12-15	0-0	5-8	1	2	3	5	29	1	0	4	0	31
00	Marcus Garrett	g	6-10	1-1	5-6	1	6	7	4	18	2	0	0	0	29
01	Devon Dotson	g	11-16	1-2	8-10	1	5	6	2	31	4	6	0	5	45
30	Ochai Agbaji	g	2-9	1-5	1-2	1	5	6	4	6	4	1	1	1	45
02	Christian Braun		0-1	0-0	0-0	0	2	2	0	0	0	0	0	0	4
04	Isaiah Moss		0-1	0-1	0-0	1	3	4	1	0	1	0	0	0	36
13	Tristan Enaruna		1-4	1-2	0-0	0	4	4	2	3	0	1	0	0	18
22	Silvio De Sousa		0-0	0-0	0-0	0	0	0	1	0	0	1	0	0	1
	Team					1	3	4							
	Totals		33-59	4-11	20-28	7	31	38	20	90	12	11	5	7	225

FG % 1st Half: 13-28 46.4% 2nd half: 15-26 57.7% OT: 5-5 100.0 Game: 33-59 55.9%
3FG % 1st Half: 2-6 33.3% 2nd half: 2-5 40.0% OT: 0-0 0.0% Game: 4-11 36.4%
FT % 1st Half: 8-12 66.7% 2nd half: 5-7 71.4% OT: 7-9 77.8% Game: 20-28 71.4%
Deadball Rebounds 2

Officials: Verne Harris,Terry Wymer,Joe Lindsay
Technical fouls: Dayton-None. Kansas-None.
Attendance: 2400
Maui Invitational - Championship

Score by periods	1st	2nd	OT	Total
Dayton	37	36	11	**84**
Kansas	36	37	17	**90**

	In Paint	Off T/O	2nd Chance	Fast Break	Bench
UD	22	13	4	12	23
KU	52	12	8	9	3

Last FG - UD OT-03:06, KU OT-00:38.
Largest lead - UD by 8 2nd-07:45, KU by 6 OT-00:11.
UD led for 17:30. KU led for 17:24. Game was tied for 09:54.

Score tied - 14 times.
Lead changed - 20 times.

8 #2/3 KANSAS 72, #20/21 COLORADO 58

Dec. 7, 2019 | Lawrence, Kan. | Allen Fieldhouse

Colorado 58 • 7-1,0-0 Pac-12

##	Player		Total FG-FGA	3-Ptr FG-FGA	FT-FTA	Rebounds Off	Def	Tot	PF	TP	A	TO	Blk	Stl	Min
21	Evan Battey	f	5-8	0-1	4-7	4	3	7	3	14	1	3	0	0	27
01	Tyler Bey	g	1-3	0-1	3-5	3	6	9	2	5	1	2	0	4	25
05	D'Shawn Schwartz	g	2-12	0-7	0-0	1	2	3	2	4	1	1	0	1	29
24	Eli Parquet	g	2-4	1-3	2-2	0	0	0	2	7	0	1	0	1	13
25	McKinley Wright	g	2-7	2-4	2-3	2	5	7	4	8	2	4	0	3	33
00	Shane Gatling		1-5	1-4	4-4	0	1	1	0	7	1	1	0	1	18
02	Daylen Kountz		1-5	0-0	0-0	2	0	2	1	2	0	1	0	0	14
03	Maddox Daniels		1-4	1-4	0-0	0	0	0	0	3	0	3	0	0	13
23	Lucas Siewert		2-9	2-8	0-0	1	1	2	1	6	0	0	0	1	20
35	Dallas Walton		1-3	0-2	0-0	1	1	2	0	2	1	0	0	0	8
	Team					3	0	3				1			
	Totals		18-60	7-34	15-21	17	19	36	15	58	7	17	0	11	200

FG % 1st Half: 7-26 26.9% 2nd half: 11-34 32.4% Game: 18-60 30.0%
3FG % 1st Half: 4-15 26.7% 2nd half: 3-19 15.8% Game: 7-34 20.6%
FT % 1st Half: 4-6 66.7% 2nd half: 11-15 73.3% Game: 15-21 71.4%
Deadball Rebounds 2

Kansas 72 • 7-1,0-0 Big 12

##	Player		Total FG-FGA	3-Ptr FG-FGA	FT-FTA	Rebounds Off	Def	Tot	PF	TP	A	TO	Blk	Stl	Min
33	David McCormack	f	3-7	0-0	0-0	0	2	2	1	6	0	3	0	0	15
35	Udoka Azubuike	c	6-7	0-0	0-4	2	4	6	2	12	0	3	3	1	29
00	Marcus Garrett	g	2-7	0-0	0-0	1	1	2	4	4	6	4	0	4	29
01	Devon Dotson	g	4-7	0-2	10-11	0	4	4	2	18	6	3	0	2	36
30	Ochai Agbaji	g	8-14	4-6	0-0	3	9	12	0	20	2	3	0	1	36
02	Christian Braun		0-0	0-0	0-0	0	0	0	1	0	0	1	0	1	8
04	Isaiah Moss		3-5	2-4	0-0	0	3	3	3	8	0	1	1	0	24
12	Chris Teahan		0-0	0-0	0-0	0	0	0	0	0	0	0	0	0	1
13	Tristan Enaruna		1-3	0-1	0-0	1	4	5	2	2	0	3	0	0	11
22	Silvio De Sousa		0-1	0-0	2-4	2	1	3	4	2	0	0	0	0	11
	Team					1	1	2							
	Totals		27-51	6-13	12-19	10	29	39	19	72	14	21	4	9	200

FG % 1st Half: 15-30 50.0% 2nd half: 12-21 57.1% Game: 27-51 52.9%
3FG % 1st Half: 0-6 0.0% 2nd half: 6-7 85.7% Game: 6-13 46.2%
FT % 1st Half: 4-7 57.1% 2nd half: 8-12 66.7% Game: 12-19 63.2%
Deadball Rebounds 2

Officials: Michael Greenstein,Bert Smith,Gerry Pollard
Technical fouls: Colorado-D'Shawn Schwartz. Kansas-None.
Attendance: 16300

Score by periods	1st	2nd	Total
Colorado	22	36	**58**
Kansas	34	38	**72**

	In Paint	Off T/O	2nd Chance	Fast Break	Bench
CU	22	17	19	6	20
KU	38	16	12	13	12

Last FG - CU 2nd-00:11, KU 2nd-01:32.
Largest lead - CU None, KU by 23 2nd-04:54.
CU led for 00:00. KU led for 39:41. Game was tied for 00:19.

Score tied - 0 times.
Lead changed - 0 times.

BOX SCORES

9 #2/3 KANSAS 95, MILWAUKEE 68

Dec. 10, 2019 | Lawrence, Kan. | Allen Fieldhouse

Milwaukee 68 • 5-5,0-0 Horizon

##	Player		Total FG-FGA	3-Ptr FG-FGA	FT-FTA	Rebounds Off	Def	Tot	PF	TP	A	TO	Blk	Stl	Min
05	C.J. Wilbourn	f	1-2	1-2	2-2	3	1	4	2	5	1	0	0	0	18
12	Amir Allen	f	0-1	0-0	0-0	2	1	3	4	0	0	0	2	0	14
01	DeAndre Abram	g	0-6	0-3	1-2	0	1	1	0	1	0	1	0	1	10
03	Te'Jon Lucas	g	4-11	1-6	2-2	0	4	4	1	11	5	4	0	0	30
20	Darius Roy	g	9-16	3-8	4-4	2	2	4	2	25	3	0	0	1	36
02	Harrison Henderson		3-6	1-3	0-0	0	2	2	2	7	0	1	1	0	18
04	Wil Sessoms		1-2	0-1	0-0	0	0	0	4	2	1	1	0	0	9
13	Courtney Brown Jr.		1-3	1-3	1-2	0	1	1	5	4	0	0	0	1	16
21	Lincoln Wieseman		0-1	0-0	0-0	1	0	1	0	0	0	0	0	0	1
22	Shae Mitchell		1-3	0-2	2-2	0	2	2	0	4	0	0	0	0	9
24	Josh Thomas		4-15	0-7	1-1	0	1	1	0	9	2	0	0	0	31
34	Tyler Behrendt		0-0	0-0	0-0	0	0	0	0	0	0	0	0	0	8
	Team					3	1	4				1			
	Totals		24-66	7-35	13-15	11	16	27	20	68	12	8	3	3	200

FG % 1st Half: 9-30 30.0% 2nd half: 15-36 41.7% Game: 24-66 36.4%
3FG % 1st Half: 3-15 20.0% 2nd half: 4-20 20.0% Game: 7-35 20.0%
FT % 1st Half: 6-7 85.7% 2nd half: 7-8 87.5% Game: 13-15 86.7%

Deadball Rebounds 1

Kansas 95 • 8-1,0-0 Big 12

##	Player		Total FG-FGA	3-Ptr FG-FGA	FT-FTA	Rebounds Off	Def	Tot	PF	TP	A	TO	Blk	Stl	Min
33	David McCormack	f	3-5	0-0	1-4	0	1	1	1	7	0	0	0	1	17
35	Udoka Azubuike	c	7-7	0-0	1-1	4	13	17	2	15	2	3	1	0	28
00	Marcus Garrett	g	3-7	0-3	1-2	0	1	1	4	7	7	1	1	1	28
01	Devon Dotson	g	7-16	3-6	5-7	2	1	3	1	22	9	1	0	2	34
30	Ochai Agbaji	g	6-9	5-8	5-5	3	5	8	3	22	3	2	1	0	34
02	Christian Braun		1-5	1-4	0-0	0	4	4	0	3	0	0	0	1	15
04	Isaiah Moss		2-5	2-5	2-2	0	1	1	1	8	0	1	0	0	19
05	Elijah Elliott		0-0	0-0	0-0	0	0	0	0	0	0	0	0	0	1
12	Chris Teahan		1-1	1-1	0-0	0	0	0	0	3	0	0	0	0	1
13	Tristan Enaruna		2-3	0-1	0-0	1	0	1	0	4	1	1	0	0	10
20	Michael Jankovich		0-0	0-0	0-0	0	0	0	0	0	0	0	0	0	1
22	Silvio De Sousa		0-1	0-0	4-6	2	4	6	3	4	1	2	0	0	12
	Team					2	1	3				1			
	Totals		32-59	12-28	19-27	14	31	45	15	95	23	12	3	5	200

FG % 1st Half: 19-35 54.3% 2nd half: 13-24 54.2% Game: 32-59 54.2%
3FG % 1st Half: 8-17 47.1% 2nd half: 4-11 36.4% Game: 12-28 42.9%
FT % 1st Half: 6-9 66.7% 2nd half: 13-18 72.2% Game: 19-27 70.4%

Deadball Rebounds 5,1

Officials: Jeffrey Anderson,Mike Eades,Joe DeRose
Technical fouls: Milwaukee-None. Kansas-None.
Attendance: 16300
2019-20 Men's Basketball. Round: 0. Kansas vs Milwaukee. Played at Allen Field

Score by periods	1st	2nd	Total
Milwaukee	27	41	**68**
Kansas	52	43	**95**

	In Paint	Off T/O	2nd Chance	Fast Break	Bench
Points MKE	26	19	9	9	26
KU	32	14	21	18	22

Last FG - MKE 2nd-00:40, KU 2nd-01:09.
Largest lead - MKE None, KU by 30 1st-06:00.
MKE led for 00:00. KU led for 39:30. Game was tied for 00:30.

Score tied - 0 times.
Lead changed - 0 times.

10 #2/3 KANSAS 98, KANSAS CITY 57

Dec. 14, 2019 | Kansas City, Mo. | Sprint Center

Kansas City 57 • 5-7,0-0 WAC

##	Player		Total FG-FGA	3-Ptr FG-FGA	FT-FTA	Rebounds Off	Def	Tot	PF	TP	A	TO	Blk	Stl	Min
05	Jordan Giles	f	2-6	0-1	0-0	0	1	1	2	4	1	2	0	0	20
20	Josiah Allick	f	1-2	0-1	1-2	2	0	2	3	3	0	1	0	0	23
35	Brandon Suggs	f	0-1	0-0	0-0	0	0	0	1	0	0	0	0	1	7
03	Brandon McKissic	g	4-12	1-3	0-0	0	3	3	2	9	8	5	0	2	37
33	Marvin Nesbitt Jr.	g	4-5	3-4	1-2	0	2	2	0	12	1	2	0	0	24
00	Zion Williams		3-5	0-0	0-0	0	3	3	2	6	0	4	0	0	18
02	Rob Whitfield		0-1	0-1	0-0	0	0	0	0	0	0	2	0	0	12
11	Franck Kamgain		1-3	0-0	0-0	0	3	3	2	2	0	1	0	1	21
12	Maks Klanjscek		3-4	3-4	0-0	0	0	0	0	9	0	1	0	0	10
25	Javan White		4-13	2-4	2-2	2	6	8	1	12	1	4	0	1	28
	Team					1	1	2							
	Totals		22-52	9-18	4-6	5	19	24	13	57	11	22	0	5	200

FG % 1st Half: 9-24 37.5% 2nd half: 13-28 46.4% Game: 22-52 42.3%
3FG % 1st Half: 4-10 40.0% 2nd half: 5-8 62.5% Game: 9-18 50.0%
FT % 1st Half: 2-2 100.0 2nd half: 2-4 50.0% Game: 4-6 66.7%

Deadball Rebounds 0

Kansas 98 • 9-1,0-0 Big 12

##	Player		Total FG-FGA	3-Ptr FG-FGA	FT-FTA	Rebounds Off	Def	Tot	PF	TP	A	TO	Blk	Stl	Min
33	David McCormack	f	11-14	0-0	6-6	4	3	7	2	28	1	2	0	2	16
35	Udoka Azubuike	c	4-4	0-0	1-2	0	5	5	2	9	4	2	3	0	18
00	Marcus Garrett	g	4-5	3-3	2-2	0	1	1	1	13	4	0	0	0	24
01	Devon Dotson	g	7-12	1-4	3-4	0	2	2	0	18	3	1	0	3	27
30	Ochai Agbaji	g	2-3	1-2	0-0	0	4	4	1	5	3	1	0	2	26
02	Christian Braun		2-4	0-2	0-0	4	3	7	1	4	3	1	2	1	21
04	Isaiah Moss		2-6	1-5	0-0	0	0	0	0	5	0	1	0	1	19
05	Elijah Elliott		1-1	0-0	0-0	0	0	0	0	2	0	0	0	0	4
12	Chris Teahan		0-1	0-1	0-0	0	0	0	0	0	0	0	0	0	5
13	Tristan Enaruna		1-10	0-4	0-0	0	5	5	1	2	1	0	1	1	16
20	Michael Jankovich		1-1	1-1	0-0	0	0	0	0	3	0	0	0	0	4
22	Silvio De Sousa		3-5	1-1	2-4	3	4	7	2	9	1	2	3	0	20
	Team					1	0	1							
	Totals		38-66	8-23	14-18	12	27	39	10	98	20	10	9	10	200

FG % 1st Half: 16-31 51.6% 2nd half: 22-35 62.9% Game: 38-66 57.6%
3FG % 1st Half: 2-9 22.2% 2nd half: 6-14 42.9% Game: 8-23 34.8%
FT % 1st Half: 9-10 90.0% 2nd half: 5-8 62.5% Game: 14-18 77.8%

Deadball Rebounds 1

Officials: Chance Moore,Pat Driscoll,Kipp Kissinger
Technical fouls: Kansas City-None. Kansas-None.
Attendance: 17702
2019-20 Men's Basketball. Round: 0. Kansas vs Kansas City. Played at Sprint Ce

Score by periods	1st	2nd	Total
Kansas City	24	33	**57**
Kansas	43	55	**98**

	In Paint	Off T/O	2nd Chance	Fast Break	Bench
Points KC	24	4	8	5	29
KU	52	30	13	19	25

Last FG - KC 2nd-01:33, KU 2nd-00:47.
Largest lead - KC by 3 1st-11:52, KU by 43 2nd-03:48.
KC led for 02:51. KU led for 36:53. Game was tied for 00:16.

Score tied - 0 times.
Lead changed - 2 times.

11 #18/14 VILLANOVA 56, #1/1 KANSAS 55

Dec. 21, 2019 | Philadelphia, Pa. | Wells Fargo Center

Kansas 55 • 9-2,0-0 Big 12

##	Player		Total FG-FGA	3-Ptr FG-FGA	FT-FTA	Rebounds Off	Def	Tot	PF	TP	A	TO	Blk	Stl	Min
33	David McCormack	f	3-7	0-0	0-0	2	5	7	1	6	1	2	0	1	26
35	Udoka Azubuike	c	6-10	0-0	0-2	2	9	11	3	12	2	2	2	0	30
00	Marcus Garrett	g	1-4	0-1	0-0	1	1	2	0	2	1	0	0	1	13
01	Devon Dotson	g	5-15	1-2	4-7	0	7	7	1	15	4	3	0	1	37
30	Ochai Agbaji	g	5-8	1-4	0-0	0	2	2	2	11	4	2	0	3	39
02	Christian Braun		3-5	0-2	0-1	0	2	2	2	6	0	0	1	0	16
04	Isaiah Moss		0-5	0-3	0-0	0	0	0	1	0	0	2	0	0	15
13	Tristan Enaruna		1-1	1-1	0-0	2	1	3	1	3	2	0	1	0	21
22	Silvio De Sousa		0-0	0-0	0-0	0	0	0	1	0	0	1	1	0	3
	Team					3	4	7							
	Totals		24-55	3-13	4-10	10	31	41	12	55	14	12	5	6	200

FG % 1st Half: 10-27 37.0% 2nd half: 14-28 50.0% Game: 24-55 43.6%
3FG % 1st Half: 2-8 25.0% 2nd half: 1-5 20.0% Game: 3-13 23.1%
FT % 1st Half: 1-4 25.0% 2nd half: 3-6 50.0% Game: 4-10 40.0%

Deadball Rebounds 1

Villanova 56 • 9-2,0-0 Big East

##	Player		Total FG-FGA	3-Ptr FG-FGA	FT-FTA	Rebounds Off	Def	Tot	PF	TP	A	TO	Blk	Stl	Min
10	Swider, Cole	f	2-4	1-2	0-0	0	1	1	1	5	0	0	0	0	25
23	Samuels, Jermaine	f	6-12	3-8	0-0	2	3	5	3	15	1	1	0	1	34
24	Robinson-Earl, J.	f	3-11	1-6	2-2	3	6	9	0	9	2	3	0	1	32
41	Bey, Saddiq	f	3-8	1-5	0-0	2	5	7	4	7	5	1	0	0	34
02	Gillespie, Collin	g	5-15	2-10	0-0	0	3	3	3	12	2	1	0	2	35
03	Slater, Brandon		0-1	0-1	0-0	1	0	1	1	0	1	0	0	1	7
05	Moore, Justin		3-12	2-9	0-0	0	3	3	1	8	3	2	0	1	33
21	Cosby-Roundtree, D.		0-0	0-0	0-0	0	0	0	1	0	0	0	0	0	0+
	Team					2	5	7				1			
	Totals		22-63	10-41	2-2	10	26	36	14	56	14	9	0	6	200

FG % 1st Half: 9-31 29.0% 2nd half: 13-32 40.6% Game: 22-63 34.9%
3FG % 1st Half: 5-21 23.8% 2nd half: 5-20 25.0% Game: 10-41 24.4%
FT % 1st Half: 0-0 0.0% 2nd half: 2-2 100.0 Game: 2-2 100.0

Deadball Rebounds 0

Officials: Brent Hampton,Ray Natili,Mike Stephens
Technical fouls: Kansas-None. Villanova-None.
Attendance: 20706

Score by periods	1st	2nd	Total
Kansas	23	32	**55**
Villanova	23	33	**56**

	In Paint	Off T/O	2nd Chance	Fast Break	Bench
Points KU	38	6	5	8	9
VU	20	13	10	5	8

Last FG - KU 2nd-01:49, VU 2nd-00:20.
Largest lead - KU by 7 1st-10:53, VU by 8 2nd-14:52.
KU led for 16:07. VU led for 15:42. Game was tied for 08:11.

Score tied - 10 times.
Lead changed - 14 times.

12 #5/5 KANSAS 72, STANFORD 56

Dec. 29, 2019 | Stanford, Calif. | Maples Pavilion

Kansas 72 • 10-2,0-0 Big 12

##	Player		Total FG-FGA	3-Ptr FG-FGA	FT-FTA	Rebounds Off	Def	Tot	PF	TP	A	TO	Blk	Stl	Min
33	David McCormack	f	0-1	0-0	0-0	1	1	2	2	0	0	3	0	1	11
35	Udoka Azubuike	c	1-2	0-0	0-5	7	6	13	4	2	1	5	0	0	27
00	Marcus Garrett	g	5-8	0-1	2-2	0	5	5	4	12	4	3	1	1	30
01	Devon Dotson	g	5-15	0-4	4-4	1	3	4	2	14	3	2	0	4	33
30	Ochai Agbaji	g	5-11	2-6	2-4	0	3	3	3	14	2	3	0	2	33
02	Christian Braun		3-6	3-4	0-1	2	0	2	1	9	1	0	0	0	19
04	Isaiah Moss		6-12	4-7	1-1	1	2	3	0	17	1	1	0	1	27
13	Tristan Enaruna		1-1	0-0	0-1	0	3	3	0	2	1	2	0	0	11
20	Michael Jankovich		0-0	0-0	0-0	0	0	0	0	0	0	0	0	0	1
22	Silvio De Sousa		1-2	0-0	0-0	0	2	2	2	2	0	1	0	0	8
	Team					3	4	7				1			
	Totals		27-58	9-22	9-18	15	29	44	18	72	13	21	1	9	200

FG % 1st Half: 12-32 37.5% 2nd half: 15-26 57.7% Game: 27-58 46.6%
3FG % 1st Half: 3-14 21.4% 2nd half: 6-8 75.0% Game: 9-22 40.9%
FT % 1st Half: 1-3 33.3% 2nd half: 8-15 53.3% Game: 9-18 50.0%

Deadball Rebounds 4

Stanford 56 • 11-2,0-0 Pac-12

##	Player		Total FG-FGA	3-Ptr FG-FGA	FT-FTA	Rebounds Off	Def	Tot	PF	TP	A	TO	Blk	Stl	Min
13	Oscar da Silva	f	5-7	1-1	8-10	1	3	4	3	19	1	8	0	2	32
14	Spencer Jones	f	2-6	2-6	0-0	0	2	2	1	6	0	0	1	2	33
01	Daejon Davis	g	3-11	1-5	1-2	0	2	2	4	8	3	2	1	0	38
02	Bryce Wills	g	2-8	0-1	0-0	0	3	3	1	4	2	2	0	3	31
03	Tyrell Terry	g	4-13	1-6	1-1	0	4	4	3	10	3	4	0	2	30
04	Isaac White		1-1	0-0	0-0	1	0	1	0	2	0	0	0	0	6
11	Jaiden Delaire		1-2	1-1	0-0	0	1	1	1	3	0	1	0	0	11
22	James Keefe		0-0	0-0	0-0	0	0	0	2	0	0	0	0	0	5
32	Lukas Kisunas		1-2	0-0	2-3	1	3	4	1	4	1	1	1	1	14
	Team					1	3	4				1			
	Totals		19-50	6-20	12-16	4	21	25	16	56	10	19	3	10	200

FG % 1st Half: 5-23 21.7% 2nd half: 14-27 51.9% Game: 19-50 38.0%
3FG % 1st Half: 1-9 11.1% 2nd half: 5-11 45.5% Game: 6-20 30.0%
FT % 1st Half: 7-9 77.8% 2nd half: 5-7 71.4% Game: 12-16 75.0%

Deadball Rebounds 2

Officials: Chris Rastatter,John Higgins,Tony Padilla
Technical fouls: Kansas-None. Stanford-None.
Attendance: 6582

Score by periods	1st	2nd	Total
Kansas	28	44	**72**
Stanford	18	38	**56**

	In Paint	Off T/O	2nd Chance	Fast Break	Bench
Points KU	32	18	12	10	30
STAN	24	14	4	13	9

Last FG - KU 2nd-02:27, STAN 2nd-00:46.
Largest lead - KU by 22 2nd-05:38, STAN None.
KU led for 39:27. STAN led for 00:00. Game was tied for 00:33.

Score tied - 0 times.
Lead changed - 0 times.

BOX SCORES

13 #3/3 KANSAS 60, #16/17 WEST VIRGINIA 53

Jan. 4, 2020 | Lawrence, Kan. | Allen Fieldhouse

West Virginia 53 • 11-2,0-1 Big 12

##	Player		Total FG-FGA	3-Ptr FG-FGA	FT-FTA	Rebounds Off	Def	Tot	PF	TP	A	TO	Blk	Stl	Min
01	Derek Culver	f	1-6	0-0	3-5	7	5	12	3	5	2	3	1	0	21
11	Emmitt Matthews Jr.	f	1-8	0-2	0-0	2	4	6	0	2	1	1	0	1	29
34	Oscar Tshiebwe	f	6-10	0-0	5-9	8	9	17	3	17	0	2	2	1	35
05	Jordan McCabe	g	3-5	1-3	0-0	0	0	0	1	7	1	2	0	1	16
10	Jermaine Haley	g	1-5	0-0	0-0	0	2	2	1	2	1	2	0	1	23
02	Brandon Knapper		0-2	0-1	0-0	0	0	0	0	0	1	1	0	0	5
03	Gabe Osabuohien		0-0	0-0	0-0	0	0	0	4	0	1	2	1	0	13
04	Miles McBride		4-11	1-3	4-6	0	2	2	3	13	0	2	0	1	21
12	Taz Sherman		2-6	0-1	0-0	0	1	1	2	4	0	0	0	0	13
14	Chase Harler		1-3	1-2	0-2	1	0	1	1	3	0	0	0	0	12
22	Sean McNeil		0-3	0-2	0-0	0	0	0	0	0	0	1	0	0	12
	Team					3	0	3							
	Totals		19-59	3-14	12-22	21	23	44	18	53	7	16	4	5	200

FG % 1st Half: 12-34 35.3% 2nd half: 7-25 28.0% Game: 19-59 32.2%
3FG % 1st Half: 3-10 30.0% 2nd half: 0-4 0.0% Game: 3-14 21.4%
FT % 1st Half: 3-7 42.9% 2nd half: 9-15 60.0% Game: 12-22 54.5%

Deadball Rebounds 7,1

Kansas 60 • 11-2,1-0 Big 12

##	Player		Total FG-FGA	3-Ptr FG-FGA	FT-FTA	Rebounds Off	Def	Tot	PF	TP	A	TO	Blk	Stl	Min
33	David McCormack	f	1-3	0-1	0-0	1	2	3	0	2	0	1	0	0	10
35	Udoka Azubuike	c	6-6	0-0	5-10	4	7	11	2	17	0	5	6	1	32
00	Marcus Garrett	g	4-11	0-3	4-5	0	1	1	4	12	6	2	1	2	35
01	Devon Dotson	g	5-15	2-5	4-6	1	2	3	4	16	2	2	0	4	40
30	Ochai Agbaji	g	1-6	1-5	4-6	0	1	1	3	7	2	2	0	1	38
02	Christian Braun		2-3	0-1	2-3	1	4	5	2	6	1	0	0	2	30
04	Isaiah Moss		0-2	0-2	0-0	0	1	1	1	0	0	0	0	0	7
13	Tristan Enaruna		0-0	0-0	0-0	0	0	0	0	0	0	1	0	0	1
22	Silvio De Sousa		0-1	0-0	0-0	1	1	2	3	0	0	0	0	0	7
	Team					1	2	3				1			
	Totals		19-47	3-17	19-30	9	21	30	19	60	11	14	7	10	200

FG % 1st Half: 8-22 36.4% 2nd half: 11-25 44.0% Game: 19-47 40.4%
3FG % 1st Half: 2-11 18.2% 2nd half: 1-6 16.7% Game: 3-17 17.6%
FT % 1st Half: 6-13 46.2% 2nd half: 13-17 76.5% Game: 19-30 63.3%

Deadball Rebounds 6,1

Officials: Chance Moore,Keith Kimble,Doug Sirmons
Technical fouls: West Virginia-None. Kansas-None.
Attendance: 16300

Score by periods	1st	2nd	Total
West Virginia	30	23	**53**
Kansas	24	36	**60**

Points	In Paint	Off T/O	2nd Chance	Fast Break	Bench
WVU	20	18	15	3	20
KU	30	16	4	11	6

Last FG - WVU 2nd-00:07, KU 2nd-01:03.
Largest lead - WVU by 10 1st-12:13, KU by 9 2nd-00:13.
WVU led for 24:03. KU led for 13:26. Game was tied for 02:31.

Score tied - 3 times.
Lead changed - 5 times.

14 #3/3 KANSAS 79, IOWA STATE 53

Jan. 8, 2020 | Ames, Iowa | Hilton Coliseum

Kansas 79 • 12-2,2-0 Big 12

##	Player		Total FG-FGA	3-Ptr FG-FGA	FT-FTA	Rebounds Off	Def	Tot	PF	TP	A	TO	Blk	Stl	Min
33	David McCormack	f	6-11	0-0	4-4	4	3	7	2	16	1	1	0	1	18
35	Udoka Azubuike	c	3-5	0-0	4-5	3	4	7	3	10	2	1	0	0	23
00	Marcus Garrett	g	1-3	1-1	1-2	0	3	3	1	4	3	1	0	2	20
01	Devon Dotson	g	7-13	2-5	4-6	0	5	5	2	20	6	2	0	3	34
30	Ochai Agbaji	g	6-7	4-5	0-0	0	2	2	0	16	2	4	0	2	28
02	Christian Braun		3-6	3-4	0-0	0	5	5	1	9	2	0	0	0	24
04	Isaiah Moss		1-5	0-2	0-0	0	0	0	1	2	0	0	0	0	17
12	Chris Teahan		0-1	0-1	0-0	0	1	1	0	0	0	0	0	0	3
13	Tristan Enaruna		0-1	0-0	0-0	0	1	1	1	0	0	1	0	2	15
20	Michael Jankovich		0-1	0-1	0-0	0	0	0	0	0	0	0	0	0	3
22	Silvio De Sousa		1-1	0-0	0-0	0	2	2	2	2	0	2	2	0	15
	Team					2	2	4							
	Totals		28-54	10-19	13-17	9	28	37	13	79	16	12	2	10	200

FG % 1st Half: 16-29 55.2% 2nd half: 12-25 48.0% Game: 28-54 51.9%
3FG % 1st Half: 6-8 75.0% 2nd half: 4-11 36.4% Game: 10-19 52.6%
FT % 1st Half: 8-11 72.7% 2nd half: 5-6 83.3% Game: 13-17 76.5%

Deadball Rebounds 3

Iowa St. 53 • 7-7,0-2 Big 12

##	Player		Total FG-FGA	3-Ptr FG-FGA	FT-FTA	Rebounds Off	Def	Tot	PF	TP	A	TO	Blk	Stl	Min
12	Michael Jacobson	f	4-7	0-2	2-2	3	0	3	1	10	0	2	1	0	24
33	Solomon Young	f	2-4	0-0	0-0	1	1	2	1	4	0	0	0	1	11
11	Prentiss Nixon	g	2-9	1-6	0-0	0	1	1	3	5	2	1	0	1	25
22	Tyrese Haliburton	g	2-7	1-5	0-0	0	3	3	1	5	5	3	0	3	36
45	Rasir Bolton	g	4-14	2-5	2-2	1	0	1	0	12	2	1	0	1	29
00	Zion Griffin		3-4	2-2	0-0	1	1	2	0	8	0	0	0	0	19
02	Caleb Grill		1-4	1-4	0-1	1	1	2	0	3	1	1	0	0	13
03	Tre Jackson		1-3	1-3	0-0	0	4	4	2	3	3	1	1	2	19
04	George Conditt		1-4	0-0	1-4	3	5	8	2	3	1	3	2	1	19
24	Terrence Lewis		0-2	0-1	0-0	0	1	1	2	0	0	0	0	0	5
	Team					2	1	3							
	Totals		20-58	8-28	5-9	12	18	30	12	53	14	12	4	9	200

FG % 1st Half: 10-27 37.0% 2nd half: 10-31 32.3% Game: 20-58 34.5%
3FG % 1st Half: 4-15 26.7% 2nd half: 4-13 30.8% Game: 8-28 28.6%
FT % 1st Half: 2-2 100.0 2nd half: 3-7 42.9% Game: 5-9 55.6%

Deadball Rebounds 2

Officials: Byron Jarrett,Gerry Pollard,Joe DeRosa
Technical fouls: Kansas-None. Iowa St.-None.
Attendance: 14384

Score by periods	1st	2nd	Total
Kansas	46	33	**79**
Iowa St.	26	27	**53**

Points	In Paint	Off T/O	2nd Chance	Fast Break	Bench
KU	30	19	11	6	13
IOWAST	18	19	9	2	17

Last FG - KU 2nd-02:02, IOWAST 2nd-00:48.
Largest lead - KU by 31 2nd-03:36, IOWAST None.
KU led for 37:55. IOWAST led for 00:00. Game was tied for 02:05.

Score tied - 4 times.
Lead changed - 0 times.

15 #4/4 BAYLOR 67, #3/3 KANSAS 55

Jan. 11, 2020 | Lawrence, Kan. | Allen Fieldhouse

Baylor 67 • 13-1,3-0 Big 12

##	Player		Total FG-FGA	3-Ptr FG-FGA	FT-FTA	Rebounds Off	Def	Tot	PF	TP	A	TO	Blk	Stl	Min
11	Mark Vital	f	1-7	0-1	2-2	1	5	6	3	4	4	0	0	3	38
33	Freddie Gillespie	f	6-12	0-0	1-2	1	4	5	3	13	0	0	1	1	31
12	Jared Butler	g	9-18	3-7	1-2	1	3	4	3	22	3	0	1	2	33
31	MaCio Teague	g	6-10	3-5	1-1	2	5	7	2	16	3	0	0	0	35
45	Davion Mitchell	g	4-10	2-5	0-0	0	2	2	1	10	1	2	0	1	36
00	Flo Thamba		0-0	0-0	0-0	0	0	0	0	0	0	0	0	0	4
02	Devonte Bandoo		0-2	0-1	0-0	0	0	0	1	0	1	1	0	0	9
24	Matthew Mayer		0-0	0-0	0-0	0	2	2	0	0	1	2	0	2	8
25	Tristan Clark		1-1	0-0	0-0	0	0	0	3	2	0	0	0	0	6
	Team					2	3	5							
	Totals		27-60	8-19	5-7	7	24	31	16	67	13	5	2	9	200

FG % 1st Half: 14-29 48.3% 2nd half: 13-31 41.9% Game: 27-60 45.0%
3FG % 1st Half: 4-9 44.4% 2nd half: 4-10 40.0% Game: 8-19 42.1%
FT % 1st Half: 5-7 71.4% 2nd half: 0-0 0.0% Game: 5-7 71.4%

Deadball Rebounds 2

Kansas 55 • 12-3,2-1 Big 12

##	Player		Total FG-FGA	3-Ptr FG-FGA	FT-FTA	Rebounds Off	Def	Tot	PF	TP	A	TO	Blk	Stl	Min
33	David McCormack	f	0-2	0-0	0-0	0	1	1	1	0	0	0	1	0	10
35	Udoka Azubuike	c	3-6	0-0	0-0	3	8	11	1	6	0	2	7	1	32
00	Marcus Garrett	g	4-9	1-2	2-2	0	4	4	4	11	4	4	0	0	34
01	Devon Dotson	g	4-10	1-4	0-0	0	1	1	0	9	3	2	0	1	28
30	Ochai Agbaji	g	2-7	0-1	2-2	2	3	5	0	6	1	3	0	1	33
02	Christian Braun		0-2	0-0	4-4	1	1	2	2	4	0	0	0	0	22
04	Isaiah Moss		5-12	2-8	3-4	0	3	3	1	15	1	2	0	0	30
13	Tristan Enaruna		1-2	0-0	0-0	0	1	1	0	2	0	0	1	0	5
22	Silvio De Sousa		1-1	0-0	0-2	3	1	4	1	2	0	1	1	0	6
	Team					0	2	2							
	Totals		20-51	4-15	11-14	9	25	34	10	55	9	14	10	3	200

FG % 1st Half: 9-25 36.0% 2nd half: 11-26 42.3% Game: 20-51 39.2%
3FG % 1st Half: 4-11 36.4% 2nd half: 0-4 0.0% Game: 4-15 26.7%
FT % 1st Half: 2-4 50.0% 2nd half: 9-10 90.0% Game: 11-14 78.6%

Deadball Rebounds 1,1

Officials: Tony Padilla,James Luckie,Kipp Kissinger
Technical fouls: Baylor-None. Kansas-None.
Attendance: 16300

Score by periods	1st	2nd	Total
Baylor	37	30	**67**
Kansas	24	31	**55**

Points	In Paint	Off T/O	2nd Chance	Fast Break	Bench
BAYLOR	28	21	6	10	2
KU	26	2	12	7	23

Last FG - BAYLOR 2nd-00:49, KU 2nd-00:00.
Largest lead - BAYLOR by 17 2nd-02:29, KU by 5 1st-07:56.
BAYLOR led for 30:46. KU led for 07:56. Game was tied for 01:18.

Score tied - 1 time.
Lead changed - 2 times.

16 #6/7 KANSAS 66, OKLAHOMA 52

Jan. 14, 2020 | Norman, Okla. | Lloyd Noble Center

Kansas 66 • 13-3,3-1 Big 12

##	Player		Total FG-FGA	3-Ptr FG-FGA	FT-FTA	Rebounds Off	Def	Tot	PF	TP	A	TO	Blk	Stl	Min
33	David McCormack	f	2-5	0-0	0-0	0	3	3	2	4	0	2	0	0	15
35	Udoka Azubuike	c	7-10	0-0	2-2	3	11	14	3	16	1	4	3	1	32
00	Marcus Garrett	g	5-12	1-2	4-8	1	4	5	1	15	5	1	0	0	38
04	Isaiah Moss	g	7-13	6-11	0-0	1	3	4	1	20	1	0	0	0	38
30	Ochai Agbaji	g	3-11	1-4	0-0	1	4	5	2	7	3	1	0	1	38
02	Christian Braun		0-3	0-2	2-2	1	5	6	1	2	1	0	1	1	26
13	Tristan Enaruna		1-3	0-0	0-2	2	2	4	1	2	1	2	0	1	11
22	Silvio De Sousa		0-0	0-0	0-0	0	3	3	0	0	0	0	0	0	2
	Team					2	0	2				1			
	Totals		25-57	8-19	8-14	11	35	46	11	66	12	11	4	4	200

FG % 1st Half: 12-31 38.7% 2nd half: 13-26 50.0% Game: 25-57 43.9%
3FG % 1st Half: 2-9 22.2% 2nd half: 6-10 60.0% Game: 8-19 42.1%
FT % 1st Half: 2-8 25.0% 2nd half: 6-6 100.0 Game: 8-14 57.1%

Deadball Rebounds 3,1

Oklahoma 52 • 11-5,2-2 Big 12

##	Player		Total FG-FGA	3-Ptr FG-FGA	FT-FTA	Rebounds Off	Def	Tot	PF	TP	A	TO	Blk	Stl	Min
21	Kristian Doolittle	f	5-18	2-7	1-1	2	8	10	4	13	2	1	1	1	34
35	Brady Manek	f	4-16	2-7	0-0	3	4	7	1	10	0	1	2	0	37
11	De'Vion Harmon	g	5-11	3-7	0-0	0	0	0	2	13	0	0	0	2	38
12	Austin Reaves	g	1-9	0-5	2-4	0	3	3	1	4	3	1	0	2	33
24	Jamal Bieniemy	g	2-4	1-2	1-2	0	4	4	2	6	4	0	0	0	34
01	Jalen Hill		1-3	0-1	2-2	2	3	5	2	4	1	0	1	0	13
15	Alondes Williams		0-0	0-0	0-0	0	0	0	0	0	0	1	0	0	3
52	Kur Kuath		1-1	0-0	0-0	0	0	0	1	2	0	0	1	1	8
	Team					1	2	3				1			
	Totals		19-62	8-29	6-9	8	24	32	13	52	10	5	5	6	200

FG % 1st Half: 9-32 28.1% 2nd half: 10-30 33.3% Game: 19-62 30.6%
3FG % 1st Half: 5-13 38.5% 2nd half: 3-16 18.8% Game: 8-29 27.6%
FT % 1st Half: 4-7 57.1% 2nd half: 2-2 100.0 Game: 6-9 66.7%

Deadball Rebounds 2

Officials: Chris Rastatter,Kelly Self,Gary Maxwell
Technical fouls: Kansas-None. Oklahoma-None.
Attendance: 10486

Score by periods	1st	2nd	Total
Kansas	28	38	**66**
Oklahoma	27	25	**52**

Points	In Paint	Off T/O	2nd Chance	Fast Break	Bench
KU	32	2	16	1	4
OU	10	3	4	13	6

Last FG - KU 2nd-00:15, OU 2nd-00:10.
Largest lead - KU by 17 2nd-01:28, OU by 4 1st-08:41.
KU led for 32:01. OU led for 02:53. Game was tied for 04:51.

Score tied - 3 times.
Lead changed - 4 times.

BOX SCORES

17 #6/7 KANSAS 66, TEXAS 57

Jan. 18, 2020 | Austin, Texas | Frank Erwin Center

Kansas 66 • 14-3,4-1 Big 12

##	Player		Total FG-FGA	3-Ptr FG-FGA	FT-FTA	Rebounds Off	Def	Tot	PF	TP	A	TO	Blk	Stl	Min
33	David McCormack	f	3-4	0-0	0-0	2	5	7	1	6	1	0	0	1	20
35	Udoka Azubuike	c	7-9	0-0	3-9	2	7	9	2	17	0	2	1	0	35
00	Marcus Garrett	g	6-14	0-2	1-1	2	5	7	2	13	7	3	0	1	36
01	Devon Dotson	g	6-16	1-4	8-9	3	3	6	0	21	3	1	1	1	39
30	Ochai Agbaji	g	1-6	0-3	2-2	1	1	2	3	4	0	1	0	1	31
02	Christian Braun		0-1	0-0	0-0	0	1	1	0	0	0	0	0	0	4
04	Isaiah Moss		2-3	1-1	0-0	0	5	5	2	5	0	1	0	1	32
13	Tristan Enaruna		0-0	0-0	0-0	0	0	0	0	0	0	0	0	0	1
22	Silvio De Sousa		0-0	0-0	0-0	1	2	3	0	0	0	0	0	0	2
	Team					0	0	0				2			
	Totals		25-53	2-10	14-21	11	29	40	10	66	11	10	2	5	200

							Deadball Rebounds
FG %	1st Half: 9-21	42.9%	2nd half: 16-32	50.0%	Game: 25-53	47.2%	3
3FG %	1st Half: 1-5	20.0%	2nd half: 1-5	20.0%	Game: 2-10	20.0%	
FT %	1st Half: 7-12	58.3%	2nd half: 7-9	77.8%	Game: 14-21	66.7%	

Texas 57 • 12-5,2-3 Big 12

##	Player		Total FG-FGA	3-Ptr FG-FGA	FT-FTA	Rebounds Off	Def	Tot	PF	TP	A	TO	Blk	Stl	Min
20	Jericho Sims	f	9-14	0-0	2-3	3	3	6	3	20	0	1	2	0	33
33	Kamaka Hepa	f	1-2	1-2	0-0	1	2	3	2	3	0	2	2	0	18
02	Matt Coleman III	g	4-11	1-4	1-1	1	1	2	3	10	3	1	0	1	30
03	Courtney Ramey	g	3-9	1-3	1-2	0	5	5	1	8	5	2	0	0	34
13	Jase Febres	g	1-7	1-6	0-0	0	3	3	4	3	1	2	0	1	36
00	Gerald Liddell		2-4	0-0	1-2	0	1	1	1	5	2	0	0	1	9
01	Andrew Jones		3-9	2-4	0-1	0	3	3	0	8	4	0	0	0	25
04	Donovan Williams		0-0	0-0	0-0	0	0	0	0	0	0	0	0	0	0+
22	Kai Jones		0-0	0-0	0-0	1	2	3	3	0	1	0	1	0	10
50	Will Baker		0-1	0-1	0-0	1	1	2	0	0	0	1	0	0	5
	Team					1	0	1							
	Totals		23-57	6-20	5-9	8	21	29	17	57	16	9	5	3	200

							Deadball Rebounds
FG %	1st Half: 12-30	40.0%	2nd half: 11-27	40.7%	Game: 23-57	40.4%	1
3FG %	1st Half: 5-11	45.5%	2nd half: 1-9	11.1%	Game: 6-20	30.0%	
FT %	1st Half: 2-3	66.7%	2nd half: 3-6	50.0%	Game: 5-9	55.6%	

Officials: Brook Wells,Roger Ayers,Ray Natili
Technical fouls: Kansas-None. Texas-None.
Attendance: 11762

Score by periods	1st	2nd	Total
Kansas	26	40	**66**
Texas	31	26	**57**

Points	In Paint	Off T/O	2nd Chance	Fast Break	Bench
KU	40	12	11	15	5
UT	30	10	8	10	13

Last FG - KU 2nd-02:50, UT 2nd-02:25.
Largest lead - KU by 9 2nd-00:26, UT by 8 1st-03:56.
KU led for 21:25. UT led for 14:54. Game was tied for 03:41.

Score tied - 5 times.
Lead changed - 8 times.

18 #3/3 KANSAS 81, KANSAS STATE 60

Jan. 21, 2020 | Lawrence, Kan. | Allen Fieldhouse

Kansas St. 60 • 8-10,1-5 Big 12

##	Player		Total FG-FGA	3-Ptr FG-FGA	FT-FTA	Rebounds Off	Def	Tot	PF	TP	A	TO	Blk	Stl	Min
14	Makol Mawien	f	5-14	0-1	1-1	2	3	5	0	11	1	1	1	0	29
20	Xavier Sneed	f	5-12	3-8	3-4	2	2	4	4	16	1	3	0	1	34
34	Levi Stockard III	f	0-0	0-0	0-0	1	0	1	1	0	1	0	0	0	11
02	Cartier Diarra	g	3-9	1-5	0-2	0	6	6	3	7	1	1	0	2	36
04	David Sloan	g	7-11	2-4	1-3	1	3	4	3	17	5	4	0	1	32
03	DaJuan Gordon		2-4	2-2	0-0	0	2	2	3	6	0	0	0	2	21
11	Antonio Gordon		0-2	0-1	0-0	0	0	0	0	0	0	1	1	0	7
23	Montavious Murphy		1-3	0-0	0-0	0	3	3	4	2	0	3	1	0	24
24	Pierson McAtee		0-1	0-1	1-2	1	0	1	0	1	1	0	0	0	3
45	Nigel Shadd		0-2	0-0	0-1	3	1	4	0	0	0	0	0	0	3
	Team					3	1	4				2			
	Totals		23-58	8-22	6-13	13	21	34	18	60	10	15	3	6	200

							Deadball Rebounds
FG %	1st Half: 10-25	40.0%	2nd half: 13-33	39.4%	Game: 23-58	39.7%	3,1
3FG %	1st Half: 3-10	30.0%	2nd half: 5-12	41.7%	Game: 8-22	36.4%	
FT %	1st Half: 0-2	0.0%	2nd half: 6-11	54.5%	Game: 6-13	46.2%	

Kansas 81 • 15-3,5-1 Big 12

##	Player		Total FG-FGA	3-Ptr FG-FGA	FT-FTA	Rebounds Off	Def	Tot	PF	TP	A	TO	Blk	Stl	Min
33	David McCormack	f	0-2	0-0	2-2	1	3	4	0	2	0	1	0	0	10
35	Udoka Azubuike	c	4-5	0-0	2-4	5	9	14	2	10	1	2	4	0	31
00	Marcus Garrett	g	4-7	0-2	0-1	1	1	2	1	8	5	0	0	1	33
01	Devon Dotson	g	6-12	1-4	5-5	2	3	5	2	18	3	3	1	3	27
30	Ochai Agbaji	g	3-11	0-3	0-0	4	3	7	3	6	2	1	0	1	31
02	Christian Braun		7-15	6-10	0-0	1	3	4	2	20	1	0	0	2	29
04	Isaiah Moss		3-7	1-4	0-0	0	1	1	2	7	0	0	0	1	13
05	Elijah Elliott		0-0	0-0	0-0	0	0	0	0	0	1	0	0	0	3
12	Chris Teahan		0-0	0-0	0-0	0	0	0	0	0	0	1	1	0	3
13	Tristan Enaruna		2-5	0-2	2-3	2	0	2	0	6	0	1	0	2	12
20	Michael Jankovich		1-1	1-1	1-2	0	0	0	0	4	0	0	0	0	3
22	Silvio De Sousa		0-0	0-0	0-0	0	2	2	3	0	0	1	3	0	5
	Team					1	1	2							
	Totals		30-65	9-26	12-17	17	26	43	15	81	13	10	9	10	200

							Deadball Rebounds
FG %	1st Half: 15-33	45.5%	2nd half: 15-32	46.9%	Game: 30-65	46.2%	1
3FG %	1st Half: 5-13	38.5%	2nd half: 4-13	30.8%	Game: 9-26	34.6%	
FT %	1st Half: 4-5	80.0%	2nd half: 8-12	66.7%	Game: 12-17	70.6%	

Officials: Bert Smith,Keith Kimble,John Higgins
Technical fouls: Kansas St.-None. Kansas-Silvio De Sousa.
Attendance: 16300
2019-20 Men's Basketball. Round: 0. Kansas vs Kansas St.. Played at Allen Fiel

Score by periods	1st	2nd	Total
Kansas St.	23	37	**60**
Kansas	39	42	**81**

Points	In Paint	Off T/O	2nd Chance	Fast Break	Bench
KSTATE	22	6	11	6	9
KU	40	20	22	10	37

Last FG - KSTATE 2nd-00:46, KU 2nd-01:03.
Largest lead - KSTATE by 3 1st-17:25, KU by 26 2nd-04:21.
KSTATE led for 02:12. KU led for 34:56. Game was tied for 02:52.

Score tied - 2 times.
Lead changed - 1 time.

19 #3/3 KANSAS 74, TENNESSEE 68

Jan. 25, 2020 | Lawrence, Kan. | Allen Fieldhouse

Tennessee 68 • 12-7,4-2 SEC

##	Player		Total FG-FGA	3-Ptr FG-FGA	FT-FTA	Rebounds Off	Def	Tot	PF	TP	A	TO	Blk	Stl	Min
10	John Fulkerson	f	7-12	0-0	1-1	7	5	12	4	15	2	4	1	0	33
05	Josiah-Jordan James	g	0-6	0-0	0-0	1	6	7	1	0	4	6	1	0	26
23	Jordan Bowden	g	6-13	3-5	4-5	0	1	1	4	19	3	2	0	1	27
25	Santiago Vescovi	g	4-9	1-5	0-1	0	5	5	5	9	3	0	0	1	32
35	Yves Pons	g	8-14	2-4	6-7	2	5	7	4	24	1	0	3	0	37
00	Davonte Gaines		0-0	0-0	0-0	0	0	0	1	0	0	0	0	0	8
03	Drew Pember		0-0	0-0	0-0	0	0	0	0	0	0	0	0	0	1
13	Jalen Johnson		0-1	0-1	1-2	0	1	1	1	1	0	0	1	0	23
21	Olivier Nkamhoua		0-0	0-0	0-0	0	0	0	2	0	1	3	1	0	9
34	Uros Plavsic		0-0	0-0	0-0	0	0	0	1	0	0	0	0	0	4
	Team					1	2	3							
	Totals		25-55	6-15	12-16	11	25	36	23	68	14	15	7	2	200

							Deadball Rebounds
FG %	1st Half: 12-24	50.0%	2nd half: 13-31	41.9%	Game: 25-55	45.5%	1
3FG %	1st Half: 3-7	42.9%	2nd half: 3-8	37.5%	Game: 6-15	40.0%	
FT %	1st Half: 3-4	75.0%	2nd half: 9-12	75.0%	Game: 12-16	75.0%	

Kansas 74 • 16-3,5-1 Big 12

##	Player		Total FG-FGA	3-Ptr FG-FGA	FT-FTA	Rebounds Off	Def	Tot	PF	TP	A	TO	Blk	Stl	Min
35	Udoka Azubuike	c	6-7	0-0	6-11	4	7	11	4	18	0	2	4	1	27
00	Marcus Garrett	g	2-5	0-0	4-6	0	7	7	2	8	3	0	0	4	39
01	Devon Dotson	g	8-16	0-3	6-8	1	2	3	0	22	7	2	0	2	39
04	Isaiah Moss	g	1-6	0-3	0-1	0	0	0	3	2	0	0	0	0	20
30	Ochai Agbaji	g	6-12	3-7	1-3	1	1	2	3	16	1	0	1	2	38
02	Christian Braun		2-8	1-4	2-2	1	3	4	3	7	1	1	0	0	32
13	Tristan Enaruna		0-0	0-0	1-2	1	0	1	1	1	0	1	0	0	5
	Team					2	2	4							
	Totals		25-54	4-17	20-33	10	22	32	16	74	12	6	5	9	200

							Deadball Rebounds
FG %	1st Half: 15-31	48.4%	2nd half: 10-23	43.5%	Game: 25-54	46.3%	7
3FG %	1st Half: 2-10	20.0%	2nd half: 2-7	28.6%	Game: 4-17	23.5%	
FT %	1st Half: 5-11	45.5%	2nd half: 15-22	68.2%	Game: 20-33	60.6%	

Officials: Brent Hampton,James Luckie,Gerry Pollard
Technical fouls: Tennessee-None. Kansas-None.
Attendance: 16300

Score by periods	1st	2nd	Total
Tennessee	30	38	**68**
Kansas	37	37	**74**

Points	In Paint	Off T/O	2nd Chance	Fast Break	Bench
TENN	32	8	11	2	1
KU	34	17	15	9	8

Last FG - TENN 2nd-00:23, KU 2nd-05:36.
Largest lead - TENN by 7 1st-08:05, KU by 13 2nd-14:05.
TENN led for 06:46. KU led for 26:55. Game was tied for 06:19.

Score tied - 4 times.
Lead changed - 6 times.

20 #3/3 KANSAS 65, OKLAHOMA STATE 50

Jan. 27, 2020 | Stillwater, Okla. | Gallagher-Iba Arena

Kansas 65 • 17-3,6-1 Big 12

##	Player		Total FG-FGA	3-Ptr FG-FGA	FT-FTA	Rebounds Off	Def	Tot	PF	TP	A	TO	Blk	Stl	Min
35	Udoka Azubuike	c	3-4	0-0	0-0	2	5	7	2	6	0	3	5	1	28
00	Marcus Garrett	g	2-6	0-2	3-4	0	8	8	1	7	9	2	0	0	34
01	Devon Dotson	g	4-8	1-4	2-3	0	2	2	3	11	3	1	0	0	25
02	Christian Braun	g	5-11	4-8	2-2	3	6	9	3	16	0	2	1	2	33
30	Ochai Agbaji	g	2-9	2-7	3-4	1	3	4	2	9	2	1	1	0	35
04	Isaiah Moss		4-9	3-8	2-2	1	0	1	2	13	1	1	0	0	25
05	Elijah Elliott		0-0	0-0	0-0	0	0	0	0	0	0	0	0	0	1
12	Chris Teahan		0-1	0-1	0-0	0	0	0	0	0	0	0	0	0	2
13	Tristan Enaruna		1-6	1-3	0-0	1	4	5	2	3	0	0	1	0	15
20	Michael Jankovich		0-0	0-0	0-0	0	0	0	0	0	0	0	0	0	2
	Team					1	3	4							
	Totals		21-54	11-33	12-15	9	31	40	15	65	15	10	8	3	200

							Deadball Rebounds
FG %	1st Half: 10-29	34.5%	2nd half: 11-25	44.0%	Game: 21-54	38.9%	2
3FG %	1st Half: 6-19	31.6%	2nd half: 5-14	35.7%	Game: 11-33	33.3%	
FT %	1st Half: 3-4	75.0%	2nd half: 9-11	81.8%	Game: 12-15	80.0%	

Oklahoma St. 50 • 10-10,0-7 Big 12

##	Player		Total FG-FGA	3-Ptr FG-FGA	FT-FTA	Rebounds Off	Def	Tot	PF	TP	A	TO	Blk	Stl	Min
12	Cameron McGriff	f	6-14	1-5	5-8	3	5	8	3	18	1	1	0	0	35
22	Kalib Boone	f	1-2	0-0	2-2	3	5	8	1	4	0	0	1	1	12
00	Avery Anderson, III	g	1-5	0-1	0-0	1	0	1	1	2	0	1	1	0	14
13	Isaac Likekele	g	4-11	0-1	2-2	2	2	4	0	10	2	0	0	2	32
21	Lindy Waters, III	g	2-9	0-2	1-2	1	3	4	3	5	3	0	0	0	32
01	Jonathan Laurent		1-6	0-2	0-0	2	1	3	0	2	1	0	0	0	14
02	Chris Harris Jr.		2-6	1-3	0-0	0	3	3	2	5	0	0	0	1	19
04	Thomas Dziagwa		0-3	0-3	0-0	0	0	0	1	0	1	1	0	0	13
14	Yor Anei		1-6	0-0	2-2	1	3	4	1	4	1	2	1	1	17
20	Keylan Boone		0-2	0-1	0-0	1	1	2	2	0	0	1	0	1	12
	Team					2	2	4				1			
	Totals		18-64	2-18	12-16	16	25	41	14	50	9	7	3	6	200

							Deadball Rebounds
FG %	1st Half: 8-30	26.7%	2nd half: 10-34	29.4%	Game: 18-64	28.1%	3
3FG %	1st Half: 2-12	16.7%	2nd half: 0-6	0.0%	Game: 2-18	11.1%	
FT %	1st Half: 6-8	75.0%	2nd half: 6-8	75.0%	Game: 12-16	75.0%	

Officials: James Breeding,Rick Crawford,Joe DeRosa
Technical fouls: Kansas-None. Oklahoma St.-None.
Attendance: 8818

Score by periods	1st	2nd	Total
Kansas	29	36	**65**
Oklahoma St.	24	26	**50**

Points	In Paint	Off T/O	2nd Chance	Fast Break	Bench
KU	16	12	10	16	16
OSU	24	9	8	11	11

Last FG - KU 2nd-04:39, OSU 2nd-00:24.
Largest lead - KU by 27 2nd-06:17, OSU None.
KU led for 39:35. OSU led for 00:00. Game was tied for 00:25.

Score tied - 0 times.
Lead changed - 0 times.

BOX SCORES

21 #3/3 KANSAS 78, TEXAS TECH 75

Feb. 1, 2020 | Lawrence, Kan. | Allen Fieldhouse

Texas Tech 75 • 13-8,4-4 Big 12

##	Player		Total FG-FGA	3-Ptr FG-FGA	FT-FTA	Rebounds Off	Def	Tot	PF	TP	A	TO	Blk	Stl	Min
22	TJ Holyfield	f	7-12	3-5	2-5	0	8	8	3	19	1	1	4	2	36
00	Kyler Edwards	g	3-7	0-3	2-2	0	2	2	2	8	6	0	0	0	37
01	Terrence Shannon, J	g	2-6	0-0	4-4	2	9	11	3	8	0	2	0	1	27
03	Jahmi'us Ramsey	g	8-21	5-8	5-6	1	1	2	1	26	1	3	1	1	34
25	Davide Moretti	g	4-11	1-5	0-0	0	1	1	2	9	2	1	0	1	38
02	Clarence Nadolny		1-2	0-0	1-1	0	0	0	2	3	0	0	0	1	6
12	Andrei Savrasov		0-0	0-0	0-0	0	0	0	1	0	0	0	0	0	2
21	Avery Benson		0-0	0-0	0-0	1	2	3	2	0	0	0	0	1	13
44	Chris Clarke		1-2	0-0	0-0	0	1	1	1	2	2	2	0	0	6
54	Russel Tchewa		0-0	0-0	0-0	0	0	0	0	0	0	0	0	0	1
	Team					4	1	5							
	Totals		26-61	9-21	14-18	8	25	33	17	75	12	9	5	7	200

FG % 1st Half: 13-34 38.2% 2nd half: 13-27 48.1% Game: 26-61 42.6%
3FG % 1st Half: 2-9 22.2% 2nd half: 7-12 58.3% Game: 9-21 42.9%
FT % 1st Half: 7-10 70.0% 2nd half: 7-8 87.5% Game: 14-18 77.8%

Deadball Rebounds 1

Kansas 78 • 18-3,7-1 Big 12

##	Player		Total FG-FGA	3-Ptr FG-FGA	FT-FTA	Rebounds Off	Def	Tot	PF	TP	A	TO	Blk	Stl	Min
35	Udoka Azubuike	c	1-5	0-0	3-4	4	4	8	3	5	0	2	1	0	16
00	Marcus Garrett	g	6-11	0-0	3-5	0	5	5	3	15	3	2	3	1	35
01	Devon Dotson	g	9-16	1-5	2-4	0	6	6	1	21	3	1	0	3	40
02	Christian Braun	g	1-2	1-2	3-4	0	5	5	2	6	0	0	0	1	31
30	Ochai Agbaji	g	4-8	1-3	2-2	0	5	5	1	11	1	4	2	0	37
04	Isaiah Moss		5-8	1-3	1-1	0	0	0	1	12	1	1	0	0	18
13	Tristan Enaruna		1-2	0-0	0-0	1	0	1	0	2	0	0	0	0	4
33	David McCormack		3-6	0-0	0-0	1	5	6	3	6	2	0	3	0	19
	Team					0	0	0							
	Totals		30-58	4-13	14-20	6	30	36	14	78	10	10	9	5	200

FG % 1st Half: 16-29 55.2% 2nd half: 14-29 48.3% Game: 30-58 51.7%
3FG % 1st Half: 3-8 37.5% 2nd half: 1-5 20.0% Game: 4-13 30.8%
FT % 1st Half: 9-15 60.0% 2nd half: 5-5 100.0 Game: 14-20 70.0%

Deadball Rebounds 3

Officials: Chance Moore,Keith Kimble,Ray Natili
Technical fouls: Texas Tech-None. Kansas-None.
Attendance: 16300

Score by periods	1st	2nd	Total
Texas Tech	35	40	**75**
Kansas	44	34	**78**

Points	In Paint	Off T/O	2nd Chance	Fast Break	Bench
TTU	28	9	3	11	5
KU	38	13	5	9	20

Last FG - TTU 2nd-00:26, KU 2nd-01:56.
Largest lead - TTU None, KU by 15 1st-14:38.
TTU led for 00:00. KU led for 39:11. Game was tied for 00:49.

Score tied - 0 times.
Lead changed - 0 times.

22 #3/3 KANSAS 69, TEXAS 58

Feb. 3, 2020 | Lawrence, Kan. | Allen Fieldhouse

Texas 58 • 14-8,4-5 Big 12

##	Player		Total FG-FGA	3-Ptr FG-FGA	FT-FTA	Rebounds Off	Def	Tot	PF	TP	A	TO	Blk	Stl	Min
20	Jericho Sims	f	8-9	0-0	1-2	2	7	9	3	17	0	2	1	0	28
22	Kai Jones	f	0-3	0-1	0-0	4	4	8	2	0	0	0	1	0	33
02	Matt Coleman III	g	8-17	2-7	2-2	0	1	1	2	20	1	3	0	1	35
03	Courtney Ramey	g	1-9	0-4	2-2	0	0	0	3	4	0	0	0	0	25
13	Jase Febres	g	1-5	1-4	0-0	2	0	2	5	3	0	1	0	0	26
01	Andrew Jones		2-5	1-3	1-2	0	4	4	4	6	1	1	0	0	21
04	Donovan Williams		3-9	0-3	0-0	0	0	0	1	6	2	1	1	2	22
05	Royce Hamm Jr.		0-2	0-1	2-2	0	3	3	2	2	0	0	0	0	7
50	Will Baker		0-2	0-1	0-0	0	1	1	0	0	0	0	0	0	3
	Team					0	1	1							
	Totals		23-61	4-24	8-10	8	21	29	22	58	4	8	3	3	200

FG % 1st Half: 13-33 39.4% 2nd half: 10-28 35.7% Game: 23-61 37.7%
3FG % 1st Half: 3-14 21.4% 2nd half: 1-10 10.0% Game: 4-24 16.7%
FT % 1st Half: 4-4 100.0 2nd half: 4-6 66.7% Game: 8-10 80.0%

Deadball Rebounds 0

Kansas 69 • 19-3,8-1 Big 12

##	Player		Total FG-FGA	3-Ptr FG-FGA	FT-FTA	Rebounds Off	Def	Tot	PF	TP	A	TO	Blk	Stl	Min
33	David McCormack	f	2-5	0-0	2-2	1	2	3	3	6	0	1	1	0	15
00	Marcus Garrett	g	3-4	0-0	5-9	1	4	5	2	11	4	1	0	4	39
01	Devon Dotson	g	5-10	1-3	5-6	0	2	2	2	16	1	3	0	0	34
02	Christian Braun	g	1-5	0-2	2-2	0	5	5	1	4	0	0	0	1	24
30	Ochai Agbaji	g	3-8	0-2	2-3	2	4	6	2	8	1	1	0	2	36
04	Isaiah Moss		3-9	1-5	0-0	0	2	2	1	7	0	1	0	0	23
13	Tristan Enaruna		0-1	0-0	0-0	0	0	0	0	0	0	0	0	0	4
35	Udoka Azubuike		8-10	0-0	1-2	3	9	12	3	17	0	4	2	0	25
	Team					3	4	7				1			
	Totals		25-52	2-12	17-24	10	32	42	14	69	6	12	3	7	200

FG % 1st Half: 11-27 40.7% 2nd half: 14-25 56.0% Game: 25-52 48.1%
3FG % 1st Half: 1-7 14.3% 2nd half: 1-5 20.0% Game: 2-12 16.7%
FT % 1st Half: 8-9 88.9% 2nd half: 9-15 60.0% Game: 17-24 70.8%

Deadball Rebounds 3

Officials: Tony Padilla,Gerry Pollard,Doug Sirmons
Technical fouls: Texas-None. Kansas-None.
Attendance: 16300

Score by periods	1st	2nd	Total
Texas	33	25	**58**
Kansas	31	38	**69**

Points	In Paint	Off T/O	2nd Chance	Fast Break	Bench
UT	22	12	4	6	14
KU	40	12	9	7	24

Last FG - UT 2nd-00:16, KU 2nd-02:16.
Largest lead - UT by 4 1st-09:19, KU by 17 2nd-03:09.
UT led for 02:49. KU led for 29:54. Game was tied for 07:17.

Score tied - 7 times.
Lead changed - 5 times.

23 #3/3 KANSAS 60, TCU 46

Feb. 8, 2020 | Fort Worth, Texas | Schollmaier Arena

Kansas 60 • 20-3,9-1 Big 12

##	Player		Total FG-FGA	3-Ptr FG-FGA	FT-FTA	Rebounds Off	Def	Tot	PF	TP	A	TO	Blk	Stl	Min
35	Udoka Azubuike	c	10-14	0-0	0-2	4	11	15	2	20	0	2	5	0	32
00	Marcus Garrett	g	0-4	0-0	0-0	0	3	3	3	0	4	1	0	3	35
01	Devon Dotson	g	7-17	0-2	4-7	2	4	6	1	18	11	5	0	3	37
02	Christian Braun	g	0-2	0-0	0-0	0	1	1	0	0	0	2	0	0	20
30	Ochai Agbaji	g	2-6	1-3	2-2	1	3	4	2	7	1	2	1	2	32
04	Isaiah Moss		3-11	3-8	0-0	0	3	3	4	9	0	2	0	1	27
13	Tristan Enaruna		0-0	0-0	0-0	0	2	2	0	0	1	0	0	1	9
33	David McCormack		2-4	0-0	2-2	2	2	4	1	6	0	1	1	0	8
	Team					5	1	6				1			
	Totals		24-58	4-13	8-13	14	30	44	13	60	17	16	7	10	200

FG % 1st Half: 13-36 36.1% 2nd half: 11-22 50.0% Game: 24-58 41.4%
3FG % 1st Half: 2-7 28.6% 2nd half: 2-6 33.3% Game: 4-13 30.8%
FT % 1st Half: 3-4 75.0% 2nd half: 5-9 55.6% Game: 8-13 61.5%

Deadball Rebounds 3

TCU 46 • 13-10,4-6 Big 12

##	Player		Total FG-FGA	3-Ptr FG-FGA	FT-FTA	Rebounds Off	Def	Tot	PF	TP	A	TO	Blk	Stl	Min
21	Kevin Samuel	c	0-1	0-0	0-2	6	4	10	2	0	0	2	5	1	30
01	Desmond Bane	g	8-19	2-8	2-3	0	5	5	4	20	3	0	2	3	37
03	Francisco Farabello	g	1-3	1-3	0-0	0	4	4	0	3	3	2	0	1	28
05	Jaire Grayer	g	0-2	0-2	0-0	1	1	2	2	0	0	0	0	0	15
22	RJ Nembhard	g	5-14	1-5	0-0	0	2	2	1	11	3	4	1	2	30
02	Edric Dennis		0-4	0-1	0-0	0	2	2	2	0	1	2	0	1	17
04	PJ Fuller		4-8	1-2	1-1	0	1	1	1	10	1	3	1	1	22
10	Diante Smith		0-1	0-1	0-2	0	3	3	0	0	0	2	1	0	11
23	Jaedon LeDee		1-2	0-0	0-1	1	0	1	1	2	0	0	0	1	10
	Team					1	0	1				2			
	Totals		19-54	5-22	3-9	9	22	31	13	46	11	17	10	10	200

FG % 1st Half: 8-27 29.6% 2nd half: 11-27 40.7% Game: 19-54 35.2%
3FG % 1st Half: 2-11 18.2% 2nd half: 3-11 27.3% Game: 5-22 22.7%
FT % 1st Half: 0-2 0.0% 2nd half: 3-7 42.9% Game: 3-9 33.3%

Deadball Rebounds 2

Officials: Antinio Petty,James Breeding,Gary Maxwell
Technical fouls: Kansas-None. TCU-None.
Attendance: 6728

Score by periods	1st	2nd	Total
Kansas	31	29	**60**
TCU	18	28	**46**

Points	In Paint	Off T/O	2nd Chance	Fast Break	Bench
KU	36	17	10	17	15
TCU	26	16	5	7	12

Last FG - KU 2nd-02:31, TCU 2nd-02:13.
Largest lead - KU by 17 2nd-02:31, TCU by 4 1st-17:03.
KU led for 32:42. TCU led for 05:37. Game was tied for 01:41.

Score tied - 2 times.
Lead changed - 1 time.

24 #3/3 KANSAS 58, WEST VIRGINIA 49

Feb. 12, 2020 | Morgantown, W.Va. | WVU Coliseum

Kansas 58 • 21-3,10-1 Big 12

##	Player		Total FG-FGA	3-Ptr FG-FGA	FT-FTA	Rebounds Off	Def	Tot	PF	TP	A	TO	Blk	Stl	Min
35	Udoka Azubuike	c	3-6	0-0	0-2	1	6	7	3	6	1	1	2	1	29
00	Marcus Garrett	g	4-10	0-1	1-3	0	7	7	3	9	4	6	0	5	40
01	Devon Dotson	g	4-13	1-5	6-6	0	4	4	3	15	2	2	1	3	38
02	Christian Braun	g	1-1	0-0	0-0	0	2	2	0	2	0	0	0	0	16
30	Ochai Agbaji	g	4-7	0-3	1-2	1	2	3	1	9	1	0	0	2	39
04	Isaiah Moss		3-7	3-5	4-4	1	1	2	0	13	0	1	0	2	25
13	Tristan Enaruna		0-0	0-0	0-2	1	0	1	0	0	0	1	0	0	3
33	David McCormack		1-1	0-0	2-2	0	1	1	3	4	0	1	1	0	10
	Team					0	0	0				1			
	Totals		20-45	4-14	14-21	4	23	27	13	58	8	13	4	13	200

FG % 1st Half: 10-24 41.7% 2nd half: 10-21 47.6% Game: 20-45 44.4%
3FG % 1st Half: 1-8 12.5% 2nd half: 3-6 50.0% Game: 4-14 28.6%
FT % 1st Half: 3-6 50.0% 2nd half: 11-15 73.3% Game: 14-21 66.7%

Deadball Rebounds 3,2

West Virginia 49 • 18-6,6-5 Big 12

##	Player		Total FG-FGA	3-Ptr FG-FGA	FT-FTA	Rebounds Off	Def	Tot	PF	TP	A	TO	Blk	Stl	Min
01	Derek Culver	f	3-9	0-0	0-0	1	4	5	3	6	4	2	1	2	27
11	Emmitt Matthews Jr.	f	1-6	0-3	1-1	2	0	2	1	3	0	1	0	1	22
34	Oscar Tshiebwe	f	5-9	0-0	4-4	3	6	9	4	14	0	1	1	1	26
05	Jordan McCabe	g	4-8	2-5	0-0	0	5	5	2	10	0	4	0	0	27
10	Jermaine Haley	g	1-5	0-0	2-6	6	2	8	1	4	2	4	0	1	29
02	Brandon Knapper		0-4	0-1	0-0	1	2	3	0	0	0	1	0	0	3
03	Gabe Osabuohien		2-5	0-0	0-0	1	1	2	3	4	3	1	0	0	20
04	Miles McBride		2-7	1-3	0-0	0	2	2	1	5	0	3	1	2	18
12	Taz Sherman		0-2	0-1	0-0	0	0	0	0	0	0	1	0	0	6
14	Chase Harler		1-4	1-4	0-0	0	1	1	1	3	1	0	0	0	20
31	Logan Routt		0-1	0-0	0-0	1	0	1	0	0	0	1	0	0	2
	Team					0	0	0							
	Totals		19-60	4-17	7-11	15	23	38	16	49	10	19	3	7	200

FG % 1st Half: 11-31 35.5% 2nd half: 8-29 27.6% Game: 19-60 31.7%
3FG % 1st Half: 3-9 33.3% 2nd half: 1-8 12.5% Game: 4-17 23.5%
FT % 1st Half: 5-5 100.0 2nd half: 2-6 33.3% Game: 7-11 63.6%

Deadball Rebounds 5,2

Officials: Michael Greenstein,Pat Driscoll,Kipp Kissinger
Technical fouls: Kansas-None. West Virginia-None.
Attendance: 14212
2019-20 Men's Basketball. Round: 0. Kansas vs West Virginia. Played at WVU Col

Score by periods	1st	2nd	Total
Kansas	24	34	**58**
West Virginia	30	19	**49**

Points	In Paint	Off T/O	2nd Chance	Fast Break	Bench
KU	32	21	5	12	17
WVU	24	15	11	0	12

Last FG - KU 2nd-04:54, WVU 2nd-05:59.
Largest lead - KU by 9 2nd-00:42, WVU by 9 1st-01:05.
KU led for 07:20. WVU led for 29:34. Game was tied for 03:06.

Score tied - 8 times.
Lead changed - 3 times.

BOX SCORES

25 #3/3 KANSAS 87, OKLAHOMA 70

Feb. 15, 2020 | Lawrence, Kan. | Allen Fieldhouse

Oklahoma 70 • 16-9,6-6 Big 12

##	Player		Total FG-FGA	3-Ptr FG-FGA	FT-FTA	Rebounds Off	Def	Tot	PF	TP	A	TO	Blk	Stl	Min
21	Kristian Doolittle	f	8-20	5-8	6-8	3	9	12	1	27	0	2	0	1	35
35	Brady Manek	f	3-8	1-6	0-0	1	4	5	2	7	0	0	1	0	24
12	Austin Reaves	g	4-14	0-3	4-4	1	4	5	0	12	4	1	0	0	37
15	Alondes Williams	g	2-8	0-1	0-0	0	2	2	2	4	1	1	0	0	22
24	Jamal Bieniemy	g	1-5	0-2	0-0	1	2	3	2	2	3	1	1	0	29
00	Victor Iwuakor		0-1	0-0	0-0	1	0	1	0	0	0	0	1	1	7
01	Jalen Hill		0-0	0-0	2-2	0	0	0	0	2	0	0	0	0	4
02	Corbin Merritt		0-0	0-0	0-0	0	0	0	0	0	0	0	0	1	1
11	De'Vion Harmon		3-6	2-4	2-2	0	3	3	1	10	4	2	0	1	27
52	Kur Kuath		3-5	0-0	0-0	2	1	3	2	6	0	1	2	0	14
	Team					1	0	1				1			
	Totals		24-67	8-24	14-16	10	25	35	10	70	12	9	5	4	200

FG % 1st Half: 12-30 40.0% 2nd half: 12-37 32.4% Game: 24-67 35.8%
3FG % 1st Half: 4-10 40.0% 2nd half: 4-14 28.6% Game: 8-24 33.3%
FT % 1st Half: 4-4 100.0 2nd half: 10-12 83.3% Game: 14-16 87.5%

Deadball Rebounds 2

Kansas 87 • 22-3,11-1 Big 12

##	Player		Total FG-FGA	3-Ptr FG-FGA	FT-FTA	Rebounds Off	Def	Tot	PF	TP	A	TO	Blk	Stl	Min
35	Udoka Azubuike	c	6-12	0-0	3-6	6	11	17	1	15	1	1	4	0	30
00	Marcus Garrett	g	9-18	6-9	0-0	1	4	5	1	24	7	1	0	4	37
01	Devon Dotson	g	7-15	0-2	5-5	0	8	8	2	19	5	2	0	0	39
04	Isaiah Moss	g	2-5	2-3	2-2	0	1	1	2	8	0	1	0	0	33
30	Ochai Agbaji	g	4-10	2-5	0-2	1	5	6	3	10	3	1	1	0	30
02	Christian Braun		1-2	1-2	0-0	0	0	0	0	3	1	0	1	0	10
05	Elijah Elliott		0-0	0-0	0-0	0	0	0	0	0	0	0	0	0	1
12	Chris Teahan		0-0	0-0	0-0	0	0	0	1	0	0	0	0	0	1
13	Tristan Enaruna		1-2	0-1	0-0	0	2	2	1	2	0	2	0	0	9
33	David McCormack		3-4	0-0	0-0	2	1	3	2	6	0	2	0	0	10
	Team					3	1	4							
	Totals		33-68	11-22	10-15	13	33	46	13	87	17	10	6	4	200

FG % 1st Half: 13-34 38.2% 2nd half: 20-34 58.8% Game: 33-68 48.5%
3FG % 1st Half: 6-11 54.5% 2nd half: 5-11 45.5% Game: 11-22 50.0%
FT % 1st Half: 9-13 69.2% 2nd half: 1-2 50.0% Game: 10-15 66.7%

Deadball Rebounds 2

Officials: Chance Moore,Darron George,Gerry Pollard
Technical fouls: Oklahoma-None. Kansas-TEAM.
Attendance: 16300
2019-20 Men's Basketball. Round: 0. Kansas vs Oklahoma. Played at Allen Fieldh

Score by periods	1st	2nd	Total
Oklahoma	32	38	**70**
Kansas	41	46	**87**

Points	In Paint	Off T/O	2nd Chance	Fast Break	Bench
OU	36	12	4	9	26
KU	44	9	14	13	17

Last FG - OU OT-01:09, KU OT-02:26.
Largest lead - OU by 3 1st-07:05, KU by 21 2nd-00:44.
OU led for 04:01. KU led for 38:04. Game was tied for 02:55.

Score tied - 3 times.
Lead changed - 11 times.

26 #3/3 KANSAS 91, IOWA STATE 71

Feb. 17, 2020 | Lawrence, Kan. | Allen Fieldhouse

Iowa St. 71 • 11-15,4-9 Big 12

##	Player		Total FG-FGA	3-Ptr FG-FGA	FT-FTA	Rebounds Off	Def	Tot	PF	TP	A	TO	Blk	Stl	Min
12	Michael Jacobson	f	5-10	2-3	1-2	4	4	8	1	13	5	0	0	0	35
33	Solomon Young	f	3-10	0-0	1-2	2	3	5	4	7	0	0	2	1	16
03	Tre Jackson	g	2-5	2-4	0-0	1	1	2	0	6	4	1	0	3	33
11	Prentiss Nixon	g	8-17	4-8	0-0	0	2	2	4	20	2	5	0	1	37
45	Rasir Bolton	g	4-11	2-5	2-2	0	1	1	1	12	6	3	0	2	32
00	Zion Griffin		0-2	0-0	0-0	0	1	1	1	0	0	1	0	1	9
02	Caleb Grill		0-1	0-1	0-0	0	0	0	1	0	0	0	0	0	13
04	George Conditt		4-5	0-0	1-3	2	2	4	2	9	0	1	1	0	15
24	Terrence Lewis		1-2	1-2	1-2	0	0	0	0	4	0	1	0	0	10
	Team					2	3	5				1			
	Totals		27-63	11-23	6-11	11	17	28	14	71	17	13	3	8	200

FG % 1st Half: 15-27 55.6% 2nd half: 12-36 33.3% Game: 27-63 42.9%
3FG % 1st Half: 9-12 75.0% 2nd half: 2-11 18.2% Game: 11-23 47.8%
FT % 1st Half: 1-4 25.0% 2nd half: 5-7 71.4% Game: 6-11 54.5%

Deadball Rebounds 3

Kansas 91 • 23-3,12-1 Big 12

##	Player		Total FG-FGA	3-Ptr FG-FGA	FT-FTA	Rebounds Off	Def	Tot	PF	TP	A	TO	Blk	Stl	Min
35	Udoka Azubuike	c	5-7	0-0	3-7	4	3	7	3	13	2	6	2	0	24
00	Marcus Garrett	g	2-6	0-2	1-2	0	8	8	2	5	6	1	0	3	34
01	Devon Dotson	g	11-14	6-8	1-1	0	3	3	2	29	1	1	0	3	34
04	Isaiah Moss	g	1-7	0-4	0-0	1	5	6	0	2	2	1	0	0	25
30	Ochai Agbaji	g	6-10	2-6	0-2	1	2	3	1	14	3	1	0	1	29
02	Christian Braun		5-6	3-4	0-0	1	2	3	1	13	1	0	0	1	22
05	Elijah Elliott		0-0	0-0	0-0	0	0	0	1	0	0	1	0	0	2
12	Chris Teahan		1-1	1-1	0-0	0	0	0	0	3	0	0	0	0	2
13	Tristan Enaruna		0-2	0-2	2-2	2	2	4	0	2	0	2	0	0	10
33	David McCormack		3-7	0-0	4-4	2	0	2	1	10	1	0	1	0	18
	Team					1	2	3							
	Totals		34-60	12-27	11-18	12	27	39	11	91	16	13	3	8	200

FG % 1st Half: 20-33 60.6% 2nd half: 14-27 51.9% Game: 34-60 56.7%
3FG % 1st Half: 7-14 50.0% 2nd half: 5-13 38.5% Game: 12-27 44.4%
FT % 1st Half: 3-7 42.9% 2nd half: 8-11 72.7% Game: 11-18 61.1%

Deadball Rebounds 4

Officials: Roger Ayers,Bert Smith,Gary Maxwell
Technical fouls: Iowa St.-None. Kansas-None.
Attendance: 16300
2019-20 Men's Basketball. Round: 0. Iowa St. vs Kansas. Played at Allen Fieldh

Score by periods	1st	2nd	Total
Iowa St.	40	31	**71**
Kansas	50	41	**91**

Points	In Paint	Off T/O	2nd Chance	Fast Break	Bench
IOWAST	20	9	16	8	13
KU	38	17	17	10	28

Last FG - IOWAST 2nd-00:44, KU 2nd-01:01.
Largest lead - IOWAST by 7 1st-17:18, KU by 28 2nd-04:07.
IOWAST led for 04:35. KU led for 33:32. Game was tied for 01:53.

Score tied - 2 times.
Lead changed - 6 times.

27 #3/3 KANSAS 64, #1/1 BAYLOR 61

Feb. 22, 2020 | Waco, Texas | Ferrell Center

Kansas 64 • 24-3,13-1 Big 12

##	Player		Total FG-FGA	3-Ptr FG-FGA	FT-FTA	Rebounds Off	Def	Tot	PF	TP	A	TO	Blk	Stl	Min
35	Udoka Azubuike	c	11-13	0-0	1-3	5	14	19	4	23	0	0	3	0	36
00	Marcus Garrett	g	3-10	1-2	2-2	0	4	4	3	9	7	5	1	2	32
01	Devon Dotson	g	5-11	1-4	2-3	0	1	1	4	13	3	2	0	2	37
04	Isaiah Moss	g	4-9	1-4	2-2	0	3	3	0	11	0	1	0	0	31
30	Ochai Agbaji	g	0-5	0-2	0-0	1	4	5	1	0	3	3	0	0	39
02	Christian Braun		2-3	0-1	0-0	0	0	0	2	4	0	0	0	1	21
33	David McCormack		2-2	0-0	0-0	1	0	1	5	4	0	1	0	0	4
	Team					0	1	1							
	Totals		27-53	3-13	7-10	7	27	34	19	64	13	12	4	5	200

FG % 1st Half: 15-28 53.6% 2nd half: 12-25 48.0% Game: 27-53 50.9%
3FG % 1st Half: 3-10 30.0% 2nd half: 0-3 0.0% Game: 3-13 23.1%
FT % 1st Half: 1-1 100.0 2nd half: 6-9 66.7% Game: 7-10 70.0%

Deadball Rebounds 1,1

Baylor 61 • 24-2,13-1 Big 12

##	Player		Total FG-FGA	3-Ptr FG-FGA	FT-FTA	Rebounds Off	Def	Tot	PF	TP	A	TO	Blk	Stl	Min
11	Mark Vital	f	2-4	0-0	2-5	5	3	8	4	6	2	1	0	2	30
33	Freddie Gillespie	f	4-8	0-0	2-3	3	4	7	4	10	1	2	2	0	29
12	Jared Butler	g	7-18	4-10	1-3	0	6	6	1	19	6	1	0	2	34
31	MaCio Teague	g	3-8	2-4	0-0	0	0	0	2	8	1	1	0	0	28
45	Davion Mitchell	g	2-11	0-3	2-3	0	3	3	3	6	3	1	2	3	37
02	Devonte Bandoo		0-1	0-0	0-0	0	0	0	0	0	0	1	0	0	17
24	Matthew Mayer		4-7	1-3	1-1	2	1	3	0	10	0	1	0	2	14
25	Tristan Clark		1-1	0-0	0-0	0	2	2	2	2	1	0	1	0	11
	Team					1	2	3				2			
	Totals		23-58	7-20	8-15	11	21	32	16	61	14	10	5	9	200

FG % 1st Half: 11-25 44.0% 2nd half: 12-33 36.4% Game: 23-58 39.7%
3FG % 1st Half: 3-9 33.3% 2nd half: 4-11 36.4% Game: 7-20 35.0%
FT % 1st Half: 6-11 54.5% 2nd half: 2-4 50.0% Game: 8-15 53.3%

Deadball Rebounds 3

Officials: John Gaffney,Chris Rastatter,Joe DeRosa
Technical fouls: Kansas-None. Baylor-None.
Attendance: 10627
2019-20 Men's Basketball. Round: 0. Baylor vs Kansas. Played at Ferrell Center

Score by periods	1st	2nd	Total
Kansas	34	30	**64**
Baylor	31	30	**61**

Points	In Paint	Off T/O	2nd Chance	Fast Break	Bench
KU	42	10	11	6	8
BAYLOR	30	15	8	12	12

Last FG - KU 2nd-02:08, BAYLOR 2nd-00:18.
Largest lead - KU by 11 2nd-11:53, BAYLOR by 5 1st-19:18.
KU led for 35:46. BAYLOR led for 03:02. Game was tied for 01:12.

Score tied - 1 time.
Lead changed - 1 time.

28 #1/1 KANSAS 83, OKLAHOMA STATE 58

Feb. 24, 2020 | Lawrence, Kan. | Allen Fieldhouse

Oklahoma St. 58 • 14-14,4-11 Big 1

##	Player		Total FG-FGA	3-Ptr FG-FGA	FT-FTA	Rebounds Off	Def	Tot	PF	TP	A	TO	Blk	Stl	Min
12	Cameron McGriff	f	6-14	1-3	3-4	3	2	5	4	16	0	3	1	0	31
14	Yor Anei	f	3-9	0-0	1-2	2	3	5	1	7	2	2	4	1	28
01	Jonathan Laurent	g	0-2	0-0	0-0	1	7	8	2	0	1	2	1	0	24
13	Isaac Likekele	g	3-8	0-0	5-7	0	6	6	3	11	0	3	2	1	35
21	Lindy Waters, III	g	4-7	1-3	2-2	0	2	2	3	11	1	1	0	1	32
00	Avery Anderson, III		1-2	0-0	0-0	0	1	1	1	2	1	2	0	0	12
04	Thomas Dziagwa		1-6	1-6	0-0	0	0	0	1	3	0	0	0	0	11
20	Keylan Boone		1-1	0-0	0-0	0	1	1	0	2	0	0	1	0	7
22	Kalib Boone		1-3	0-0	4-4	0	1	1	4	6	2	0	0	1	12
31	Dee Mitchell		0-0	0-0	0-0	0	0	0	0	0	1	0	0	0	5
35	Hidde Roessink		0-0	0-0	0-0	0	0	0	0	0	0	0	0	0	3
	Team					1	2	3							
	Totals		20-52	3-12	15-19	7	25	32	19	58	8	13	9	4	200

FG % 1st Half: 10-31 32.3% 2nd half: 10-21 47.6% Game: 20-52 38.5%
3FG % 1st Half: 2-9 22.2% 2nd half: 1-3 33.3% Game: 3-12 25.0%
FT % 1st Half: 3-5 60.0% 2nd half: 12-14 85.7% Game: 15-19 78.9%

Deadball Rebounds 3

Kansas 83 • 25-3,14-1 Big 12

##	Player		Total FG-FGA	3-Ptr FG-FGA	FT-FTA	Rebounds Off	Def	Tot	PF	TP	A	TO	Blk	Stl	Min
35	Udoka Azubuike	c	6-7	0-0	7-8	8	8	16	1	19	2	2	3	0	27
00	Marcus Garrett	g	2-8	0-3	1-1	1	2	3	2	5	7	1	0	1	31
01	Devon Dotson	g	3-12	1-4	4-5	0	5	5	2	11	4	2	0	1	28
04	Isaiah Moss	g	3-7	3-6	0-0	0	4	4	2	9	1	0	0	1	28
30	Ochai Agbaji	g	5-9	2-6	3-3	0	0	0	1	15	1	1	0	0	27
02	Christian Braun		3-5	3-4	1-1	0	2	2	2	10	0	1	0	0	22
12	Chris Teahan		0-1	0-1	0-0	0	0	0	0	0	0	0	0	0	2
13	Tristan Enaruna		1-4	1-3	1-2	1	1	2	1	4	0	0	0	0	16
20	Michael Jankovich		0-1	0-1	0-0	1	0	1	0	0	0	1	0	0	3
33	David McCormack		5-10	0-0	0-0	2	2	4	4	10	1	2	1	0	16
	Team					0	1	1							
	Totals		28-64	10-28	17-20	13	25	38	15	83	16	10	4	3	200

FG % 1st Half: 11-32 34.4% 2nd half: 17-32 53.1% Game: 28-64 43.8%
3FG % 1st Half: 5-18 27.8% 2nd half: 5-10 50.0% Game: 10-28 35.7%
FT % 1st Half: 8-9 88.9% 2nd half: 9-11 81.8% Game: 17-20 85.0%

Deadball Rebounds 1,1

Officials: Keith Kimble,Ray Natili,Kipp Kissinger
Technical fouls: Oklahoma St.-Cameron McGriff. Kansas-None.
Attendance: 16300
2019-20 Men's Basketball. Round: 0. Kansas vs Oklahoma St.. Played at Allen Fi

Score by periods	1st	2nd	Total
Oklahoma St.	25	33	**58**
Kansas	35	48	**83**

Points	In Paint	Off T/O	2nd Chance	Fast Break	Bench
OSU	24	15	6	8	13
KU	28	19	14	11	24

Last FG - OSU 2nd-01:11, KU 2nd-04:37.
Largest lead - OSU by 3 1st-16:56, KU by 36 2nd-04:37.
OSU led for 02:27. KU led for 36:09. Game was tied for 01:24.

Score tied - 2 times.
Lead changed - 5 times.

BOX SCORES

29 #1/1 KANSAS 62, KANSAS STATE 58

Feb. 29, 2020 | Manhattan, Kan. | Bramlage Coliseum

Kansas 62 • 26-3,15-1 Big 12

##	Player		Total FG-FGA	3-Ptr FG-FGA	FT-FTA	Rebounds Off	Def	Tot	PF	TP	A	TO	Blk	Stl	Min
35	Udoka Azubuike	c	2-4	0-0	2-5	3	6	9	2	6	0	2	0	1	20
00	Marcus Garrett	g	1-5	0-0	1-6	1	3	4	3	3	3	3	0	0	38
01	Devon Dotson	g	8-11	1-3	8-8	0	1	1	3	25	1	3	0	2	38
04	Isaiah Moss	g	1-5	0-4	6-6	1	4	5	0	8	1	1	0	0	33
30	Ochai Agbaji	g	2-7	1-4	0-0	3	2	5	3	5	2	3	0	1	25
02	Christian Braun		2-4	2-4	0-0	1	3	4	3	6	1	0	1	1	23
13	Tristan Enaruna		0-0	0-0	0-0	0	0	0	0	0	0	1	0	1	3
33	David McCormack		2-7	0-0	5-6	3	1	4	4	9	1	1	0	2	20
	Team					2	1	3				2			
	Totals		18-43	4-15	22-31	14	21	35	18	62	9	16	1	8	200

							Deadball Rebounds
FG %	1st Half:	9-16	56.3%	2nd half:	9-27	33.3%	Game: 18-43 41.9%	5,1
3FG %	1st Half:	3-5	60.0%	2nd half:	1-10	10.0%	Game: 4-15 26.7%	
FT %	1st Half:	14-18	77.8%	2nd half:	8-13	61.5%	Game: 22-31 71.0%	

Kansas St. 58 • 9-20,2-14 Big 12

##	Player		Total FG-FGA	3-Ptr FG-FGA	FT-FTA	Rebounds Off	Def	Tot	PF	TP	A	TO	Blk	Stl	Min
14	Makol Mawien	f	5-9	0-0	3-3	2	3	5	3	13	1	2	3	0	30
20	Xavier Sneed	f	4-12	1-6	4-6	2	3	5	4	13	1	4	0	2	35
00	Mike McGuirl	g	2-9	2-6	2-4	0	4	4	3	8	2	0	0	0	33
02	Cartier Diarra	g	5-11	2-8	3-4	0	2	2	4	15	3	2	0	1	25
03	DaJuan Gordon	g	2-3	2-3	0-0	3	0	3	4	6	1	0	0	2	34
04	David Sloan		1-2	1-2	0-1	0	0	0	2	3	1	3	0	1	27
11	Antonio Gordon		0-0	0-0	0-0	0	0	0	0	0	0	0	0	0	6
34	Levi Stockard III		0-2	0-0	0-0	0	0	0	2	0	1	0	0	1	10
	Team					2	2	4				1			
	Totals		19-48	8-25	12-18	9	14	23	22	58	10	12	3	7	200

							Deadball Rebounds
FG %	1st Half:	11-25	44.0%	2nd half:	8-23	34.8%	Game: 19-48 39.6%	4,1
3FG %	1st Half:	6-12	50.0%	2nd half:	2-13	15.4%	Game: 8-25 32.0%	
FT %	1st Half:	6-11	54.5%	2nd half:	6-7	85.7%	Game: 12-18 66.7%	

Officials: Marques Pettigrew,Darron George,Gerry Pollard
Technical fouls: Kansas-Udoka Azubuike. Kansas St.-Makol Mawien.
Attendance: 9003
2019-20 Men's Basketball. Round: 0. Kansas vs Kansas St.. Played at Bramlage C

Score by periods	1st	2nd	Total
Kansas	35	27	**62**
Kansas St.	34	24	**58**

Points	In Paint	Off T/O	2nd Chance	Fast Break	Bench
KU	26	5	6	6	15
KSTATE	18	19	6	5	3

Last FG - KU 2nd-01:20, KSTATE 2nd-00:27.
Largest lead - KU by 9 1st-12:00, KSTATE by 4 2nd-16:55.
KU led for 26:28. KSTATE led for 11:33. Game was tied for 01:59.

Score tied - 4 times.
Lead changed - 5 times.

CAREER RECORDS

SCORING

1.	Danny Manning	2,951	1985-88
2.	Nick Collison	2,097	2000-03
3.	Raef LaFrentz	2,066	1995-98
4.	Clyde Lovellette	1,979	1950-52
5.	Sherron Collins	1,888	2007-10
6.	Frank Mason III	1,885	2014-17
7.	Darnell Valentine	1,821	1978-81
8.	Keith Langford	1,812	2002-05
9.	Perry Ellis	1,798	2013-16
10.	Paul Pierce	1,768	1996-98
11.	Dave Robisch	1,754	1969-71
12.	Kirk Hinrich	1,753	2000-03
13.	Devonte' Graham	1,750	2015-18
14.	Kevin Pritchard	1,692	1987-90
15.	Mark Randall	1,627	1987, 89-91
16.	Wayne Simien	1,593	2002-05
17.	Tyshawn Taylor	1,580	2009-12
18.	Jeff Boschee	1,560	1999-2002
19.	Kenny Gregory	1,555	1998-2001
19.	Calvin Thompson	1,548	1983-86
21.	Drew Gooden	1,526	2000-02
22.	Ron Kellogg	1,508	1983-86
23.	Bud Stallworth	1,495	1970-72
24.	Tony Guy	1,488	1979-82
25.	Brandon Rush	1,477	2006-08
26.	Wilt Chamberlain	1,433	1957-58
27.	Richard Scott	1,375	1991-94
28.	Adonis Jordan	1,373	1990-93
29.	Marcus Morris	1,371	2009-11
30.	Mario Chalmers	1,341	2006-08
31.	Walter Wesley	1,315	1964-66
32.	Jo Jo White	1,286	1966-69
33.	Eric Chenowith	1,281	1998-2001
34.	Jerod Haase	1,264	1995-97
35.	Steve Woodberry	1,240	1991-94
36.	Scot Pollard	1,209	1994-97
37.	Greg Dreiling	1,209	1984-86
38.	Jacque Vaughn	1,207	1994-97
39.	Wayne Selden Jr.	1,202	2014-16
40.	Aaron Miles	1,183	2002-05
41.	Svi Mykhailiuk	1,181	2015-18
42.	Milt Newton	1,166	1985, 87-89
43.	Rick Suttle	1,156	1973-75
44.	Billy Thomas	1,152	1995-98
45.	Wayne Hightower	1,128	1960-61
46.	Lagerald Vick	1,100	2016-19
47.	Charlie Black	1,082	1942-43, 46-47
48.	Rex Walters	1,064	1992-93
49.	Otto Schnellbacher	1,062	1943, 46-48
50.	Kelly Knight	1,057	1980, 82-84
51.	Ryan Robertson	1,055	1996-99
52.	Nolen Ellison	1,045	1961-63
53.	Carl Henry	1,044	1983-84
54.	Cole Aldrich	1,038	2008-10
55.	Jerry Gardner	1,030	1960-62
56.	Bill Bridges	1,028	1959-61
57.	Thomas Robinson	1,026	2010-12
58.	**Udoka Azubuike**	**1,023**	**2017-Pres.**
59.	Cedric Hunter	1,022	1984-87
	David Magley	1,022	1979-82
61.	Rodger Bohnenstiehl	1,006	1966-67-68
62.	Norman Cook	1,004	1974-75-76
--			
	Devon Dotson	**951**	**2019-Pres.**

FIELD GOAL PCT.

(Min. 500 attempts)

1.	**Udoka Azubuike**	**450-606**	**74.3**	**2017-Pres.**
2.	Mark Randall	643-1037	62.0	1987, 89-91
3.	Richard Scott	566-950	59.6	1991-94
4.	Danny Manning	1216-2049	59.3	1985-88
5.	Darnell Jackson	311-586	58.0	2005-08
	Alonzo Jamison	296-510	58.0	1990-92
6.	Cole Aldrich	391-681	57.4	2008-10
8	Greg Dreiling	474-828	57.2	1984-86
9.	Jeff Withey	327-576	56.8	2010-13
	Sasha Kaun	331-583	56.8	2005-08

REBOUNDS

1.	Danny Manning	1,187	1985-88
2.	Raef LaFrentz	1,186	1995-98
3.	Nick Collison	1,143	2000-03
4.	Bill Bridges	1,081	1959-61
5.	Eric Chenowith	933	1998-2001
6.	Drew Gooden	905	2000-02
7.	Wayne Simien	884	2002-05
8.	Wilt Chamberlain	877	1957-58
9.	Cole Aldrich	860	2008-10
10.	Scot Pollard	850	1994-97
11.	Clyde Lovellette	839	1950-52
12.	Perry Ellis	834	2013-16
13.	Dave Robisch	815	1969-71
14.	Greg Ostertag	770	1992-95
15.	Thomas Robinson	763	2010-12
16.	Mark Randall	723	1987, 89-91
17.	Landen Lucas	702	2014-17
18.	Paul Mokeski	680	1977-79
19.	Marcus Morris	676	2009-11
	Paul Pierce	676	1996-98
21.	Markieff Morris	662	2009-11
22.	**Udoka Azubuike**	**660**	**2017-Pres.**
23.	Greg Dreiling	650	1984-86
24.	Roger Brown	640	1969-71
25.	Jeff Withey	628	2010-13

ASSISTS

(started 1974-75)

1.	Aaron Miles	954	2002-05
2.	Jacque Vaughn	804	1994-97
3.	Cedric Hunter	684	1984-87
4.	Kirk Hinrich	668	2000-03
5.	Devonte' Graham	632	2015-18
6.	Darnell Valentine	609	1978-81
7.	Frank Mason III	576	2014-17
8.	Tyshawn Taylor	575	2009-12
9.	Adonis Jordan	568	1990-93
10.	Sherron Collins	552	2007-10
11.	Russell Robinson	500	2005-08
12.	Kevin Pritchard	499	1987-90
13.	Ryan Robertson	485	1996-99
14.	Mark Turgeon	437	1984-87
15.	Jeff Boschee	425	1999-2002
16.	Mario Chalmers	420	2006-08
17.	Elijah Johnson	399	2010-13
18.	Steve Woodberry	361	1991-94
19.	Jerod Haase	343	1995-97
20.	Danny Manning	342	1985-88
21.	Tony Guy	327	1979-82

3-POINT FIELD GOALS MADE

(started 1986-87)

1.	Jeff Boschee	338	1999-2002
2.	Devonte' Graham	296	2015-18
3.	Billy Thomas	269	1995-98
4.	Svi Mykhailiuk	237	2015-18
5.	Kirk Hinrich	236	2000-03
6.	Sherron Collins	232	2007-10
7.	Brandon Rush	205	2006-08
8.	Terry Brown	200	1990-91
9.	Frank Mason III	185	2014-17
10.	Mario Chalmers	180	2006-08
11.	Adonis Jordan	179	1990-93
12.	Tyrel Reed	176	2008-11
13.	Lagerald Vick	167	2016-19
14.	Wayne Selden Jr.	162	2014-16
15.	Jerod Haase	156	1995-97
16.	Kevin Pritchard	154	1987-90
17.	Rex Walters	151	1992-93
18.	Elijah Johnson	147	2010-13
19.	Ryan Robertson	144	1996-99
20.	J.R. Giddens	137	2004-05

3-POINT FIELD GOAL ATTEMPTS

(started 1986-87)

1.	Jeff Boschee	843	1999-2002
2.	Devonte' Graham	723	2015-18
3.	Billy Thomas	691	1995-98
4.	Sherron Collins	615	2007-10
5.	Svi Mykhailiuk	579	2015-18
6.	Kirk Hinrich	546	2000-03
7.	Terry Brown	485	1990-91
8.	Brandon Rush	471	2006-08
9.	Jerod Haase	461	1995-97
10.	Wayne Selden Jr.	443	2014-16
11.	Frank Mason III	440	2014-17
12.	Adonis Jordan	437	1990-93
13.	Tyrel Reed	433	2008-11
14.	Elijah Johnson	430	2010-13
	Mario Chalmers	430	2006-08
16.	Lagerald Vick	412	2016-19
17.	Kevin Pritchard	379	1987-90
18.	Sean Pearson	371	1993-96
18.	J.R. Giddens	369	2004-05
20.	Rex Walters	361	1992-93
21.	Ryan Robertson	354	1996-99
22.	Tyshawn Taylor	324	2009-12

3-POINT FIELD GOAL PCT.

(Min. 200 attempts; started 1986-87)

1.	Milt Newton	100-224	44.6	1987-89
2.	Jeff Gueldner	90-205	43.9	1987-90
3.	Brandon Rush	205-471	43.5	2005-08
4.	Kirk Hinrich	236-546	43.2	2000-03
5.	Steve Woodberry	126-298	42.3	1991-94
6.	Frank Mason III	185-440	42.0	2014-17
7.	Mario Chalmers	180-430	41.9	2005-08
8.	Rex Walters	151-361	41.8	1992-93
9.	Brady Morningstar	116-281	41.3	2007-11
10.	Terry Brown	200-485	41.2	1990-91
11.	Devonte' Graham	296-723	40.9	2015-18
	Svi Mykhailiuk	237-579	40.9	2015-18
	Adonis Jordan	179-437	40.9	1990-93
14.	Ryan Robertson	144-354	40.7	1996-99
15.	Tyrel Reed	176-433	40.6	2008-11
	Kevin Pritchard	154-379	40.6	1987-90
17.	Lagerald Vick	167-412	40.5	2016-19
18.	Jeff Boschee	338-843	40.1	1999-02
19.	Keith Langford	102-257	39.7	2002-05
20.	Billy Thomas	269-691	38.9	1995-98
21.	Jacque Vaughn	105-274	38.3	1994-97
22.	Sherron Collins	232-655	37.7	2007-10

STEALS

(started 1975-76)

1.	Darnell Valentine	336	1978-81
2.	Mario Chalmers	283	2006-08
3.	Aaron Miles	264	2002-05
4.	Danny Manning	250	1985-88
5.	Russell Robinson	247	2005-08
6.	Kirk Hinrich	206	2000-03
7.	Devonte' Graham	197	2015-18
8.	Kevin Pritchard	190	1987-90
9.	Nick Bradford	187	1997-2000
10.	Adonis Jordan	181	1990-93
11.	Alonzo Jamison	175	1990-92
12.	Jerod Haase	174	1995-97
13.	Tyshawn Taylor	172	2009-12
14.	Frank Mason III	165	2014-17
15.	Jeff Boschee	161	1999-2002
	Tony Guy	161	1979-82
17.	Jacque Vaughn	160	1994-97
	Steve Woodberry	160	1991-94
19.	Cedric Hunter	157	1984-87
20.	Nick Collison	155	2000-03
21.	Paul Pierce	147	1996-98
22.	Sherron Collins	145	2007-10
23.	Ryan Robertson	143	1996-99
--			
	Marcus Garrett	**131**	**2018-Pres.**

BLOCKED SHOTS

(started 1974-75)

1.	Jeff Withey	311	2010-13
2.	Greg Ostertag	258	1992-95
3.	Cole Aldrich	253	2008-10
4.	Nick Collison	243	2000-03
5.	Eric Chenowith	242	1998-2001
6.	Scot Pollard	218	1994-97
7.	Danny Manning	200	1985-88
8.	**Udoka Azubuike**	**166**	**2017-Present**
9.	John Crawford	155	1978-81
10.	Sasha Kaun	150	2005-08
11.	Donnie Von Moore	147	1974-75,77-78
12.	Raef LaFrentz	138	1995-98
	Greg Dreiling	138	1984-86
14.	Paul Mokeski	136	1976-79
15.	Jamari Traylor	126	2013-16
16.	B.J. Williams	112	1994-97
17.	Darrell Arthur	109	2007-08
18.	Drew Gooden	107	2000-02
19.	Patrick Richey	106	1991-94
20.	Markieff Morris	103	2009-11
21.	**Mitch Lightfoot**	**98**	**2017-Present**
	Paul Pierce	98	1996-98

DOUBLE-DOUBLES

1.	Raef Lafrentz	56	1995-98
2.	Danny Manning	45	1985-88
	Dave Robisch	45	1969-71
4.	Drew Gooden	44	2000-02
5.	Wayne Simien	38	2002-05
6.	Cole Aldrich	37	2008-10
	Nick Collison	37	2000-03
8.	Thomas Robinson	32	2009-11
9.	Dedric Lawson	22	2019
10.	Eric Chenowith	21	1998-2001
11.	**Udoka Azubuike**	**20**	**2017-Pres.**

CONSECUTIVE GAMES STARTED

1.	Danny Manning	141	1985-88
2.	Raef LaFrentz	116	1995-98
3.	Frank Mason III	110	2014-17
	Aaron Miles	110	2002-05
5.	Wayne Selden Jr.	101	2014-16
6.	Jacque Vaughn	100	1994-97
7.	Keith Langford	98	2002-05
8.	Cedric Hunter	89	1984-87
9.	Jo Jo White	84	1966-69
10.	Devonte' Graham	82	2015-18
11.	Greg Dreiling	78	1984-86
12.	Kirk Hinrich	73	2000-03

MINUTES PLAYED

1.	Danny Manning	4,961	1985-88
2.	Devonte' Graham	4,498	2015-18
3.	Frank Mason III	4,347	2014-17
4.	Kirk Hinrich	4,187	2000-03
5.	Jeff Boschee	4,109	1999-2002
6.	Sherron Collins	4,071	2007-10
7.	Tyshawn Taylor	4,039	2009-12
8.	Kevin Pritchard	3,982	1987-90
9.	Tony Guy	3,911	1979-82
10.	Darnell Valentine	3,906	1978-81
11.	Nick Collison	3,894	2000-03

SINGLE SEASON RECORDS - INDIVIDUAL

POINTS

1.	Danny Manning (1988)	942
2.	Clyde Lovellette (1952)	886
3.	Danny Manning (1987)	860
4.	Wilt Chamberlain (1957)	800
5.	Paul Pierce (1998)	777
6.	Frank Mason III (2017)	753
7.	Drew Gooden (2002)	734
8.	Nick Collison (2003)	702
9.	Dedric Lawson (2019)	700
10.	Thomas Robinson (2012)	692

POINTS PER GAME

1.	Wilt Chamberlain (1958)	30.1
2.	Wilt Chamberlain (1957)	29.6
3.	Clyde Lovellette (1952)	28.6
4.	Dave Robisch (1970)	26.5
5.	Bud Stallworth (1972)	25.3
6.	Danny Manning (1988)	24.8
7.	Danny Manning (1987)	23.9
8.	Walter Wesley (1965)	23.5
9.	Clyde Lovellette (1951)	22.8
10.	Wayne Hightower (1960)	21.8

REBOUNDS

1.	Wilt Chamberlain (1957)	510
2.	Thomas Robinson (2012)	463
3.	Drew Gooden (2002)	423
4.	Clyde Lovellette (1952)	410
5.	Cole Aldrich (2009)	387
6.	Bill Bridges (1960)	385
7.	Nick Collison (2003)	380
8.	Dedric Lawson (2019)	371
9.	Wilt Chamberlain (1958)	367
10.	Cole Aldrich (2010)	354
--	**Udoka Azubuike (2020)**	**299**

REBOUNDS PER GAME

1.	Wilt Chamberlain (1957)	18.9
2.	Wilt Chamberlain (1958)	17.5
3.	Bill Bridges (1961)	14.1
4.	Bill Bridges (1960)	13.8
5.	Bill Bridges (1959)	13.7
6.	Clyde Lovellette (1952)	13.2
7.	Dave Robisch (1970)	12.1
8.	Thomas Robinson (2012)	11.9
9.	Wayne Hightower (1961)	11.6
10.	Drew Gooden (2002)	11.4
	Raef LaFrentz (1998)	11.4
--	**Udoka Azubuike (2020)**	**10.3**

DOUBLE-DOUBLES

1.	Thomas Robinson (2012)	27
2.	Drew Gooden (2002)	25
3.	Dedric Lawson (2019)	22
4.	Cole Aldrich (2009)	21
	Raef LaFrentz (1997)	21
6.	Raef LaFrentz (1998)	19
	Dave Robisch (1970)	19
8.	Danny Manning (1987)	18
9.	Dave Robisch (1971)	17
10.	Wayne Simien (2005)	16
	Nick Collison (2003)	16
--	**Udoka Azubuike (2020)**	**13**

ASSISTS

1.	Devonte' Graham (2018)	282
2.	Cedric Hunter (1986)	278
3.	Aaron Miles (2002)	252
4.	Ryan Robertson (1998)	248
5.	Aaron Miles (2003)	244
6.	Aaron Miles (2004)	242
7.	Jacque Vaughn (1995)	238
8.	Kirk Hinrich (2001)	229
9.	Jacque Vaughn (1996)	223
10.	Aaron Miles (2005)	216

STEALS

1.	Mario Chalmers (2008)	97
	Mario Chalmers (2007)	97
3.	Darnell Valentine (1981)	92
4.	Aaron Miles (2003)	91
	Darnell Valentine (1979)	91
6.	Mario Chalmers (2006)	89
7.	Alonzo Jamison (1992)	83
8.	3x (last Alonzo Jamison, 1991)	80

BLOCKS

1.	Jeff Withey (2013)	146
2.	Jeff Withey (2012)	140
3.	Cole Aldrich (2010)	125
4.	Greg Ostertag (1994)	97
5.	Cole Aldrich (2009)	94
6.	Greg Ostertag (1995)	91
7.	Scot Pollard (1996)	84
8.	Nick Collison (2002)	83
9.	Eric Chenowith (1999)	78
10.	**Udoka Azubuike (2020)**	**74**
	Nick Collison (2003)	74

FIELD GOALS MADE

1.	Danny Manning (1988)	381
2.	Clyde Lovellette (1952)	352
3.	Danny Manning (1987)	347
4.	Paul Pierce (1998)	287
5.	Drew Gooden (2002)	285
6.	Nick Collison (2003)	281
7.	Danny Manning (1986)	279
8.	Bud Stallworth (1972)	277
9.	Wilt Chamberlain (1957)	275

FIELD GOALS ATTEMPTED

1.	Clyde Lovellette (1952)	742
2.	Danny Manning (1988)	653
3.	Bud Stallworth (1972)	620
4.	Wilt Chamberlain (1957)	588
5.	Drew Gooden (2002)	566
6.	Danny Manning (1987)	562
7.	Paul Pierce (1998)	559
8.	Clyde Lovellette (1951)	554
9.	Dave Robisch (1970)	526
10.	Sherron Collins (2009)	521

FIELD GOAL PCT. (MIN 175 ATT.)

1.	Udoka Azubuike (2018)	77.0
2.	**Udoka Azubuike (2020)**	**74.4**
3.	Mark Randall (1989)	64.6
4.	Mark Randall (1991)	64.3
5.	Richard Scott (1992)	63.9
6.	Landen Lucas (2017)	63.1
7.	Darnell Jackson (2008)	62.6
8.	Sasha Kaun (2008)	61.9
9.	Danny Manning (1987)	61.7
10.	Freeman West (1989)	61.3

FREE THROWS MADE

1.	Wilt Chamberlain (1957)	250
2.	Wayne Hightower (1960)	193
3.	Frank Mason III (2017)	189
	Dave Robisch (1970)	189
5.	Clyde Lovellette (1952)	182
6.	Wilt Chamberlain (1958)	177
7.	Andrew Wiggins (2014)	176
8.	Danny Manning (1988)	171
9.	Dedric Lawson (2019)	167
	Devonte' Graham (2018)	167
	Wayne Simien (2004)	167
--	**Devon Dotson (2020)**	**132**

FREE THROWS ATTEMPTED

1.	Wilt Chamberlain (1957)	399
2.	Wilt Chamberlain (1958)	292
3.	Wayne Hightower (1960)	285
4.	Walter Wesley (1966)	262
5.	Dave Robisch (1970)	254
6.	Clyde Lovellette (1952)	250
7.	Thomas Robinson (2012)	239
8.	Frank Mason III (2017)	238
9.	B. H. Born (1953)	234
10.	Danny Manning (1988)	233
	Dave Robisch (1971)	233

FREE THROW PCT. (MIN. 75 ATT.)

1.	Steve Woodberry (1993)	87.9
2.	Rex Walters (1993)	87.3
3.	Ryan Robertson (1999)	87.1
4.	Al Kelley (1954)	86.2
5.	Calvin Thompson (1984)	85.9
6.	Sherron Collins (2010)	85.5
7.	Kirk Hinrich (2001)	84.3
	Ron Kellogg (1986)	84.3
	Ron Kellogg (1985)	84.3
--	**Devon Dotson (2020)**	**82.0**

3-POINT FIELD GOALS MADE

1.	Svi Mykhailiuk (2018)	115
2.	Terry Brown (1991)	111
3.	Devonte' Graham (2018)	110
	Jeff Boschee (2002)	110
5.	Billy Thomas (1998)	105
6.	Devonte' Graham (2017)	94
7.	Kirk Hinrich (2003)	89
	Terry Brown (1990)	89
9.	Malik Newman (2018)	85
10.	Rex Walters (1993)	83

3-POINT FIELD GOALS ATTEMPTED

1.	Terry Brown (1991)	277
2.	Devonte' Graham (2018)	271
3.	Billy Thomas (1998)	262
4.	Svi Mykhailiuk (2018)	259
5.	Devonte' Graham (2017)	242
6.	Jeff Boschee (2002)	237
7.	Jeff Boschee (1999)	222
8.	Kirk Hinrich (2003)	219
9.	Terry Brown (1990)	208
10.	Malik Newman (2018)	205
	Sherron Collins (2009)	205

3-PT FIELD GOAL PCT. (MIN. 80 ATT)

1.	Kirk Hinrich (2001)	50.5
2.	Aaron Miles (2005)	50.0
3.	Jeff Gueldner (1990)	48.6
4.	Kirk Hinrich (2002)	47.8
5.	Tyrel Reed (2010)	47.3
6.	Brandon Rush (2006)	47.2
7.	Frank Mason III (2017)	47.1
8.	Mario Chalmers (2008)	46.8
9.	Jeff Boschee (2002)	46.4

MINUTES PLAYED

1.	Devonte' Graham (2018)	1,435
2.	Danny Manning (1988)	1,336
3.	Tyshawn Taylor (2012)	1,303
4.	Frank Mason III (2017)	1,301
5.	Frank Mason III (2016)	1,272
6.	Devonte' Graham (2017)	1,269
7.	Danny Manning (1986)	1,256
8.	Elijah Johnson (2012)	1,254
9.	Travis Releford (2013)	1,252
10.	Danny Manning (1987)	1,249

MINUTES PER GAME

1.	Tony Guy (1982)	39.4
2.	David Magley (1982)	39.0
3.	Clinton Johnson (1976)	38.2
4.	Wilmore Fowler (1979)	37.9
5.	Devonte' Graham (2018)	37.8
6.	Darnell Valentine (1981)	37.1
7.	John Douglas (1977)	36.4
8.	Carl Henry (1983)	36.2
	Tony Guy (1981)	36.2
10.	Frank Mason III (2017)	36.1
--	**Devon Dotson (2020)**	**34.7**

SINGLE SEASON TEAM RECORDS

POINTS PER GAME

	YEAR	PTS	GMS	AVG
1.	1989-90	3223	35	92.1
2.	2001-02	3365	37	90.9
3.	1988-89	2758	31	89.0
4.	1996-97	3058	36	84.9
5.	1997-98	3300	39	84.6
--	**2019-20**	**2171**	**29**	**74.9**

FIELD GOAL PCT.

	YEAR	FGs	FGAs	FG%
1.	1985-86	1260	2266	55.6
2.	1984-95	1019	1898	53.7
3.	1989-90	1204	2258	53.3
4.	1988-89	1024	1925	53.2
5.	1983-84	924	1769	52.2
--	**2019-20**	**797**	**1643**	**48.5**

3-POINT FIELD GOALS MADE

	YEAR	3FGs
1.	2017-18	391
2.	2016-17	318
3.	2015-16	304
4.	2010-11	271
	2007-08	271
--	**2019-20**	**192**

3-POINT FIELD GOAL ATTEMPTS

	YEAR	3FGAs
1.	2017-18	974
2.	2016-17	787
3.	2018-19	743
4.	2015-16	728
5.	2010-11	710
--	**2019-20**	**549**

3-PT FIELD GOAL PCT.

	YEAR	3FGs	3FGAs	3FG%
1.	1989-90	230	531	43.3
2.	2015-16	304	728	41.8
	2001-02	224	536	41.8
4.	1988-89	143	344	41.6
5.	1992-93	215	527	40.8
--	**2010-20**	**192**	**549**	**35.0**

ASSISTS PER GAME

	YEAR	AST	GMS	AVG
1.	1989-90	763	35	21.8
2.	1985-86	814	39	20.9
3.	2001-02	767	37	20.7
4.	1988-89	620	31	20.0
5.	2000-01	641	33	19.4
	1984-85	660	34	19.4
--	**2019-20**	**411**	**29**	**14.2**

STEALS PER GAME

	YEAR	STL	GMS	AVG
1.	2002-03	373	38	9.82
2.	2005-06	323	33	9.79
3.	1996-97	351	36	9.75
4.	2001-02	357	37	9.65
5.	1990-91	325	35	9.29
--	**2019-20**	**224**	**29**	**7.7**

OPPONENT FIELD GOAL PCT.

(since 1985-86 [shot clock era])

	YEAR	OPP. FG%
1.	2012-13	36.1
2.	2005-06	37.0
3.	**2019-20**	**37.6**
	2006-07	37.6
5.	2000-02	37.8
	1994-95	37.8

OPPONENT 3-POINT FG PCT.

	YEAR	OPP. 3FG%
1.	2010-11	29.8
2.	**2019-20**	**29.9**
3.	2012-13	30.3
4.	1998-99	30.5
	1991-92	30.5
6.	1997-98	31.4

THE LAST TIME...

A TEAM SCORED 100+ POINTS IN A GAME		
KU	112 (W, 112-57)	vs. Monmouth, 11-15-19
Opp.	103 (L, 99-103)	by Indiana, 11-11-16

A TEAM SCORED 50 OR FEWER POINTS IN A GAME		
KU	40 (L, 40-72)	vs. Kentucky, 11-18-14
Opp.	49 (W, 58-49)	by West Virginia, 2-12-20

A TEAM SCORED 90+ POINTS IN ALLEN FIELDHOUSE		
KU	95 (W, 95-68)	vs. Milwaukee, 12-10-19
Opp.	95 (L, 85-95)	by Arizona State, 12-10-17

A TEAM SCORED 60 OR FEWER POINTS IN ALLEN FIELDHOUSE		
KU	55 (L, 55-67)	vs. Baylor, 1-11-20
Opp.	58 (W, 83-58)	by Oklahoma State, 2-24-20

A TEAM SCORED 90 POINTS IN A LOSS		
KU	99 (99-103 OT)	vs. Indiana, 11-11-16
Opp.	106 (L, 106-109 3OT)	by Oklahoma, 1-4-16

A TEAM SCORED 60 OR FEWER POINTS IN A VICTORY		
KU	58 (W, 58-49)	at West Virginia, 2-12-20
Opp.	56 (L, 55-56)	by Villanova, 11-21-19

A TEAM HAD 5+ PLAYERS SCORE IN DOUBLE FIGURES		
KU	Azubuike (19), Agbaji (15), Dotson (11), Braun (10), McCormack (10)	vs. Oklahoma State, 2-24-20
Opp.	Coleman (16), Roach (13), Febres (12), Osetkowski (11), Ramey (10)	by Texas, 1-14-19

A TEAM WON A GAME BY 25+ POINTS		
KU	+25 (83-58)	vs. Oklahoma State, 2-24-20
Opp.	+29 (62-91)	by Texas Tech, 2-23-19

A TEAM WON A GAME BY 50+ POINTS		
KU	+55 (112-57)	vs. Monmouth, 11-15-19
Opp.		Never

A TEAM WON AN OVERTIME GAME (SINGLE-OVERTIME)		
KU	90-84	vs. Dayton, 11-27-19
Opp.	92-89	by Iowa State, 2-4-17

A TEAM WON A DOUBLE-OVERTIME GAME		
KU	68-68	at Oklahoma State, 2-20-13
Opp.	80-79	by Texas Tech, 2-14-05

A TEAM WON A TRIPLE-OVERTIME GAME		
KU	109-106	vs. Oklahoma, 1-4-16
Opp.	76-73	by Oklahoma State, 2-4-81

A TEAM SHOT 60% FG IN A GAME		
KU	60.3% (35-58)	vs. Texas, 2-26-18
Opp.	60.7% (34-56)	by Texas Tech, 2-23-19

A TEAM SHOT 30% OR WORSE FG IN A GAME		
KU	19.6%	vs. Kentucky, 11-18-14
Opp.	28.1% (18-64)	by Oklahoma State, 1-27-20

A TEAM MADE 12+ 3-POINT FG IN A GAME		
KU	12	vs. Iowa State, 2-17-20
Opp.	16	by Dayton, 11-27-19

A TEAM DID NOT MAKE A 3-POINT FG IN A GAME		
KU	0-8	vs. TCU, 3-12-15
Opp.	0-9	by Stanford, 3-23-14

A TEAM SHOT 60% 3-POINT FG IN A GAME (min. 10)		
KU	63.2% (12-19)	vs. Vermont, 11-12-18
Opp.	61.5% (16-26)	by Texas Tech, 2-22-19

A TEAM MADE 30+ FREE THROWS IN A GAME		
KU	33	vs. West Virginia, 2-13-17
Opp.	30	by Stanford, 12-3-16

A TEAM MADE 5 OR FEWER FREE THROWS IN A GAME		
KU	4	at Villanova, 11-21-19
Opp.	3	by TCU, 2-8-20

A TEAM ATTEMPTED 40+ FREE THROWS IN A GAME		
KU	44	vs. West Virginia, 2-13-17
Opp.	47	by West Virginia, 1-12-16

A TEAM SHOT 90% OR BETTER FREE THROWS IN A GAME		
KU	91.7 (11-12)	vs. Northeastern, 3-21-19
Opp.	100.0 (2-2)	by Villanova, 11-21-19

A TEAM SHOT 40% OR WORSE FREE THROWS IN A GAME		
KU	40.0% (4-10)	at Villanova, 11-21-19
Opp.	33.3% (3-9)	by TCU, 2-8-20

A TEAM HAD 25+ OFFENSIVE REBOUNDS IN A GAME		
KU	28	vs. Fort Hays State, 12-10-03
Opp.	26	by Baylor, 1-12-19

A TEAM HAD 5 OR FEWER OFFENSIVE REBOUNDS IN A GAME		
KU	4	at West Virginia, 2-12-20
Opp.	4	by Stanford, 12-29-19

A TEAM HAD 30+ DEFENSIVE REBOUNDS IN A GAME		
KU	33	vs. Oklahoma, 2-15-20
Opp.	32	by TCU, 2-11-19

A TEAM HAD 40+ DEFENSIVE REBOUNDS IN A GAME		
KU	43	vs. Oklahoma, 1-4-16
Opp.	41	by Oklahoma, 1-4-16

A TEAM HAD 50+ TOTAL REBOUNDS IN A GAME		
KU	51	vs. Texas Southern, 11-21-17
Opp.	50	by Indiana, 11-11-16

A TEAM HAD 60+ TOTAL REBOUNDS IN A GAME		
KU	60	vs. Oklahoma, 1-4-16
Opp.		Never

A TEAM HAD 25 OR FEWER TOTAL REBOUNDS IN A GAME		
KU	23	at Texas Tech, 2-23-19
Opp.	23	by Kansas State, 2-29-20

A TEAM OUT-REBOUNDED ITS OPPONENT BY 15+		
KU	+19 (44-25)	at Stanford, 12-29-19
Opp.	+19 (49-30)	by Baylor, 1-12-19

A TEAM OUT-REBOUNDED ITS OPPONENT BY 20+		
KU	+23 (49-26)	vs. Omaha, 12-18-17
Opp.		Never

A TEAM OUT-REBOUNDED ITS OPPONENT BY 30+		
KU	+30 (61-31)	vs. Alcorn State, 12-2-09
Opp.		Never

3+ PLAYERS WITH 10+ REBOUNDS IN A GAME		
KU	Ochai Agbaji (11), Devon Dotson (10), Dedric Lawson (10)	at TCU, 2-11-19
Opp.	P.J. Washington (13), Reid Travis (12), Keldon Johnson (10)	of Kentucky, 1-26-19

2 PLAYERS WITH A DOUBLE-DOUBLE IN SAME GAME		
KU	U. Azubuike (20p, 15r), D. Dotson (18p, 11a)	at TCU, 2-8-20
Opp.	P. Washington (20p, 13r), R. Travis (18p, 12r) & K. Johnson (15p, 10r)	of Kentucky, 1-26-19

3 PLAYERS WITH A DOUBLE-DOUBLE IN SAME GAME		
KU	O. Agbaji (20p, 11r), D. Dotson (25p, 10r), D. Lawson (14p, 10r)	at TCU, 2-11-19
Opp.	P. Washington (20p, 13r), R. Travis (18p, 12r) & K. Johnson (15p, 10r)	of Kentucky, 1-26-19

A PLAYER WITH A TRIPLE-DOUBLE IN A GAME		
KU	Jeff Withey (16 pts, 12 reb, 12 blk)	vs. San Jose State, 11-26-12
Opp.	Denzel Valentine (29 pts, 12 reb, 12 ast)	of Michigan State, 11-17-15

A TEAM HAD 25+ ASSISTS IN A GAME		
KU	25	vs. Eastern Michigan, 12-29-18
Opp.	26	by Oklahoma, 1-10-94

A TEAM HAD 7 OR FEWER ASSISTS IN A GAME		
KU	6	vs. Texas, 2-3-20
Opp.	4	by Texas, 12-7-19

THE LAST TIME...

A TEAM HAD 15+ STEALS IN A GAME		
KU	15	vs. Towson, 11-11-11
Opp.	22	by West Virginia, 1-16-16
A TEAM DID NOT HAVE A STEAL IN A GAME		
KU		vs. Syracuse, 3-18-01
Opp.		Oakland, 11-25-09
A TEAM HAD 10+ BLOCKED SHOTS IN A GAME		
KU	10	vs. Baylor, 1-11-20
Opp.	10	by TCU, 2-8-20
A TEAM DID NOT BLOCK A SHOT IN A GAME		
KU		vs. Stanford, 12-1-18
Opp.		by Villanova, 11-21-19
A TEAM COMMITTED 30+ FOULS IN A GAME		
KU	32	vs. Indiana, 11-11-16
Opp.	31	by West Virginia, 2-13-17
A TEAM COMMITTED 10 OR FEWER FOULS IN A GAME		
KU	10	at Texas, 1-18-20
Opp.	10	by Omaha, 12-18-17
A TEAM HAD TWO PLAYERS DISQUALIFIED (FOUL OUT)		
KU	Quentin Grimes / Dedric Lawson / Mitch Lightfoot	at TCU, 2-11-19
Opp.	Talen Horton-Tucker / Tyrese Haliburton	of Iowa State, 1-21-19
A TEAM HAD THREE PLAYERS DISQUALIFIED (FOUL OUT)		
KU	Quentin Grimes / Dedric Lawson / Mitch Lightfoot	at TCU, 2-11-19
Opp.	Poythress / Willis / Lee / Labissiere	of Kentucky, 1-30-16
A TEAM HAD FOUR PLAYERS DISQUALIFIED (FOUL OUT)		
KU	Frank Mason III / Devonte' Graham / Carlton Bragg Jr. / Landen Lucas	vs. Indiana, 11-11-16
Opp.		Never
A TEAM SCORED 50+ POINTS IN A HALF		
KU	50, 1st half	vs. Iowa State, 2-17-20
Opp.	51, 1st half	by Auburn, 3-23-19
A TEAM SCORED 60+ POINTS IN A HALF		
KU	66, 1st half	vs. Texas Southern, 11-21-17
Opp.	60, 2nd half	by Texas Tech, 2-13-99
A TEAM HAD 20 OR FEWER POINTS IN A HALF		
KU	20, 1st half	at Texas Tech, 2-23-19
Opp.	19, 2nd half	by West Virginia, 2-12-20
A TEAM SHOT 70% OR BETTER FG IN A HALF		
KU	72.2 (19-27), 2nd half	vs. Northeastern, 3-21-19
Opp.	75.0, 1st half	by Baylor, 1-25-93
A TEAM SHOT 20% OR WORSE FG IN A HALF		
KU	13.6%, 1st half	at TCU, 2-6-13
Opp.	19.4%, 2nd half	by Wofford, 12-4-18
A TEAM MADE 9+ 3-POINTERS IN A HALF		
KU	9, 1st half	vs. Texas Tech, 2-2-19
Opp.	9, 1st half	by Iowa State, 2-17-20
A TEAM MADE DID NOT MAKE A 3-POINTER IN A HALF		
KU	0-3, 2nd half	at Baylor, 2-22-20
Opp.	0-6, 2nd half	by Oklahoma State, 1-27-20
A TEAM DID NOT MAKE A FREE THROW IN A HALF		
KU	1st half (0-2)	at Texas Tech, 2-23-19
Opp.	1st half (0-2)	by TCU, 2-8-20
A TEAM DID NOT ATTEMPT A FREE THROW IN A HALF		
KU	1st half	vs. Kansas State, 3-9-18
Opp.	1st half	by Villanova, 11-21-19
A TEAM HAD 30+ REBOUNDS IN A HALF		
KU	32, 2nd half	vs. UMKC, 12-6-16
Opp.	31, 2nd half	by Baylor, 1-12-19

A TEAM HAD 15+ ASSISTS IN A HALF		
KU	16, 2nd half	vs. South Dakota, 12-18-18
Opp.	15, 1st half	by North Carolina, 3-25-12
A TEAM DID NOT HAVE A TURNOVER IN A HALF		
KU	1st half	vs. Texas, 1-14-19
Opp.	2nd half	vs. Kansas State, 1-13-18
A TEAM HAD 10+ STEALS IN A HALF		
KU	10, 1st half	vs. Texas, 1-21-17
Opp.	11, 2nd half	by Long Beach State, 12-6-11
A TEAM HAD 7+ BLOCKED SHOTS IN A HALF		
KU	7, 1st half	at Baylor, 1-12-19
Opp.	7, 1st half and 2nd half	by Texas, 2-28-15
A PLAYER SCORED 30+ POINTS IN A GAME		
KU	31 by Devon Dotson	vs. Dayton, 11-27-19
Opp.	31 by Jared Butler	of Baylor, 3-9-19
A PLAYER SCORED 40+ POINTS IN A GAME		
KU	41 by Andrew Wiggins	at West Virginia, 3-8-14
Opp.	46 by Buddy Hield	of Oklahoma, 1-4-16
A PLAYER SHOT 80% OR BETTER FG IN A GAME (MIN. 10 ATT.)		
KU	84.6 (11-13) by Udoka Azubuike	at Baylor, 2-22-20
Opp.	90.9 (10-11) by Eric Paschall	of Villanova, 3-31-18
A PLAYER MADE 7+ 3-POINTERS IN A GAME		
KU	7 by Lagerald Vick	vs. Louisiana, 11-16-18
Opp.	7 by Bryce Brown	of Auburn, 3-23-19
A PLAYER SHOT 100% 3-POINT FG (MIN. 5 ATT.)		
KU	8-8 by Lagerald Vick	vs. Vermont, 11-12-18
Opp.	5-5 by Marial Shayok	of Iowa State, 1-5-19
A PLAYER MADE 12+ FREE THROWS IN A GAME		
KU	13 (13-13) by Devonte' Graham	vs. Texas Tech, 1-2-18
Opp.	19 (19-22) by Reid Travis	of Stanford, 12-3-16
A PLAYER SHOT 100% FREE THROWS IN A GAME (MIN. 10 ATT.)		
KU	13-13 by Devonte' Graham	vs. Texas Tech, 1-2-18
Opp.	12-12 by Taurean Prince	of Baylor, 1-2-16
A PLAYER HAD 8+ OFFENSIVE REBOUNDS IN A GAME		
KU	8 by Udoka Azubuike	vs. Oklahoma State, 2-24-20
Opp.	8 by Oscar Tschiebwe	of West Virginia, 1-4-20
A PLAYER HAD 12+ DEFENSIVE REBOUNDS IN A GAME		
KU	14 by Udoka Azubuike	at Baylor, 2-22-20
Opp.	12 by Christian James	of Oklahoma, 1-2-19
A PLAYER HAD 15+ TOTAL REBOUNDS IN A GAME		
KU	16 by Udoka Azubuike	vs. Oklahoma State, 2-24-20
Opp.	17 by Oscar Tshiebwe	of West Virginia, 1-4-20
A PLAYER HAD 10+ ASSISTS IN A GAME		
KU	11 by Devon Dotson	at TCU, 2-8-20
Opp.	11 by Cassius Winston	of Michigan State, 11-6-18
A PLAYER HAD 7+ TURNOVERS IN A GAME		
KU	7 by Devon Dotson	at West Virginia, 1-19-19
Opp.	7 by Mark Vital	of Baylor, 2-10-18
A PLAYER HAD 7+ BLOCKED SHOTS IN A GAME		
KU	7 by Udoka Azubuike	vs. Baylor, 1-11-20
Opp.	8 by Mohamed Bamba	of Texas, 12-29-17
A PLAYER HAD 7+ STEALS IN A GAME		
KU	7 by Xavier Henry	vs. Baylor, 1-20-10
Opp.	7 by Terry Black	of Baylor, 2-26-00
A PLAYER PLAYED ALL 40 MINUTES IN REGULATION		
KU	Marcus Garrett	vs. West Virginia, 2-12-20
Opp.	Grayson Allen	of Duke, 3-25-18

2019-20 OVERALL STATS

RECORD:	OVERALL	HOME	AWAY	NEUTRAL
ALL GAMES	26-3	14-1	9-1	3-1
CONFERENCE	15-1	7-1	8-0	0-0
NON-CONFERENCE	11-2	7-0	1-1	3-1

					Total		3-Point		F-Throw		Rebounds											
##	Player	gp-gs	min	avg	fg-fga	fg%	3fg-fga	3fg%	ft-fta	ft%	off	def	tot	avg	pf	dq	a	to	blk	stl	pts	avg
01	Devon Dotson	28-28	973	34.8	171-362	.472	35-115	.304	132-161	.820	17	92	109	3.9	49	0	113	66	3	58	509	18.2
35	Udoka Azubuike	29-28	797	27.5	162-219	.740	0-0	.000	56-124	.452	95	204	299	10.3	70	1	27	68	74	15	380	13.1
30	Ochai Agbaji	29-29	966	33.3	106-249	.426	44-130	.338	33-49	.673	32	89	121	4.2	55	0	61	55	8	38	289	10.0
00	Marcus Garrett	29-29	930	32.1	99-226	.438	17-51	.333	52-85	.612	14	114	128	4.4	69	0	137	52	8	53	267	9.2
04	Isaiah Moss	28-7	672	24.0	76-189	.402	47-129	.364	31-34	.912	8	53	61	2.2	35	0	15	23	1	12	230	8.2
33	David McCormack	27-18	407	15.1	80-148	.541	0-2	.000	36-44	.818	42	70	112	4.1	50	1	17	31	12	12	196	7.3
02	Christian Braun	29-5	527	18.2	52-119	.437	32-70	.457	18-25	.720	18	64	82	2.8	36	0	15	12	7	19	154	5.3
22	Silvio De Sousa	18-1	151	8.4	16-34	.471	2-3	.667	13-25	.520	21	30	51	2.8	32	0	2	17	15	2	47	2.6
13	Tristan Enaruna	28-0	319	11.4	26-76	.342	8-31	.258	11-22	.500	18	47	65	2.3	21	0	19	28	10	14	71	2.5
20	Michael Jankovich	10-0	27	2.7	3-7	.429	3-7	.429	3-4	.750	1	0	1	0.1	2	0	1	3	0	1	12	1.2
05	Elijah Elliott	9-0	22	2.4	3-4	.750	1-1	1.000	0-0	.000	1	0	1	0.1	3	0	3	2	0	0	7	0.8
12	Chris Teahan	12-0	32	2.7	3-9	.333	3-9	.333	0-0	.000	0	1	1	0.1	4	0	1	1	1	0	9	0.8
10	Jalen Wilson	2-0	2	1.0	0-1	.000	0-1	.000	0-0	.000	0	0	0	0.0	1	0	0	1	0	0	0	0.0
	Team										38	45	83					13				
	Total.....	29	5825		797-1643	.485	192-549	.350	385-573	.672	305	809	1114	38.4	427	2	411	372	139	224	2171	74.9
	Opponents.....	29	5825		639-1700	.376	208-695	.299	268-399	.672	290	638	928	32.0	492	-	336	386	104	190	1754	60.5

TEAM STATISTICS	KU	OPP
SCORING	2171	1754
Points per game	74.9	60.5
Scoring margin	+14.4	-
FIELD GOALS-ATT	797-1643	639-1700
Field goal pct	.485	.376
3 POINT FG-ATT	192-549	208-695
3-point FG pct	.350	.299
3-pt FG made per game	6.6	7.2
FREE THROWS-ATT	385-573	268-399
Free throw pct	.672	.672
F-Throws made per game	13.3	9.2
REBOUNDS	1114	928
Rebounds per game	38.4	32.0
Rebounding margin	+6.4	-
ASSISTS	411	336
Assists per game	14.2	11.6
TURNOVERS	372	386
Turnovers per game	12.8	13.3
Turnover margin	+0.5	-
Assist/turnover ratio	1.1	0.9
STEALS	224	190
Steals per game	7.7	6.6
BLOCKS	139	104
Blocks per game	4.8	3.6
ATTENDANCE	245902	140320
Home games-Avg/Game	15-16393	10-11331
Neutral site-Avg/Game	-	4-6753

Score by Periods	1st	2nd	OT	Totals
Kansas	1038	1116	17	2171
Opponents	828	915	11	1754

	Date	Opponent		Score	Att.
	11/05/19	vs Duke	L	66-68	19812
	11/08/19	UNC GREENSBORO	W	74-62	16300
	11/15/19	MONMOUTH	W	112-57	16300
	11/19/19	ETSU	W	75-63	16300
	11/25/19	vs Chaminade	W	93-63	2400
	11/26/19	vs BYU	W	71-56	2400
	11/27/19	vs Dayton	Wot	90-84	2400
	12/07/19	COLORADO	W	72-58	16300
	12/10/19	MILWAUKEE	W	95-68	16300
	12/14/19	KANSAS CITY	W	98-57	17702
	12/21/19	at Villanova	L	55-56	20706
	12/29/19	at Stanford	W	72-56	6582
*	01/04/20	WEST VIRGINIA	W	60-53	16300
*	01/08/20	at Iowa St.	W	79-53	14384
*	01/11/20	BAYLOR	L	55-67	16300
*	01/14/20	at Oklahoma	W	66-52	10486
*	01/18/20	at Texas	W	66-57	11762
*	01/21/20	KANSAS ST.	W	81-60	16300
	01/25/20	TENNESSEE	W	74-68	16300
*	01/27/20	at Oklahoma St.	W	65-50	8818
*	02/01/20	TEXAS TECH	W	78-75	16300
*	02/03/20	TEXAS	W	69-58	16300
*	02/08/20	at TCU	W	60-46	6728
*	02/12/20	at West Virginia	W	58-49	14212
*	02/15/20	OKLAHOMA	W	87-70	16300
*	02/17/20	IOWA ST.	W	91-71	16300
*	02/22/20	at Baylor	W	64-61	10627
*	02/24/20	OKLAHOMA ST.	W	83-58	16300
*	02/29/20	at Kansas St.	W	62-58	9003

* - Conference game

2019-20 BIG 12 STATS

RECORD:	OVERALL	HOME	AWAY	NEUTRAL
ALL GAMES	15-1	7-1	8-0	0-0
CONFERENCE	15-1	7-1	8-0	0-0
NON-CONFERENCE	0-0	0-0	0-0	0-0

					Total		3-Point		F-Throw		Rebounds										
##	Player	gp-gs	min	avg	fg-fga	fg%	3fg-fga	3fg%	ft-fta	ft%	off	def	tot	avg	pf	dq	a	to	blk	stl	pts	avg
01	Devon Dotson	15-15	518	34.5	91-193	.472	20-62	.323	60-74	.811	8	50	58	3.9	31	0	51	32	3	29	262	17.5
35	Udoka Azubuike	16-15	452	28.3	85-123	.691	0-0	.000	36-69	.522	60	123	183	11.4	37	0	10	39	48	6	206	12.9
00	Marcus Garrett	16-16	551	34.4	56-138	.406	10-31	.323	29-51	.569	8	66	74	4.6	36	0	84	34	5	29	151	9.4
04	Isaiah Moss	16-6	405	25.3	47-119	.395	27-78	.346	20-21	.952	5	36	41	2.6	20	0	8	13	0	6	141	8.8
30	Ochai Agbaji	16-16	528	33.0	48-127	.378	17-62	.274	21-30	.700	19	44	63	3.9	28	0	28	29	5	15	134	8.4
02	Christian Braun	16-5	357	22.3	33-71	.465	23-44	.523	16-18	.889	9	45	54	3.4	22	0	8	5	4	12	105	6.6
33	David McCormack	15-7	203	13.5	35-73	.479	0-1	.000	21-22	.955	22	31	53	3.5	32	1	7	14	9	4	91	6.1
13	Tristan Enaruna	15-0	118	7.9	8-28	.286	2-11	.182	5-11	.455	10	15	25	1.7	6	0	2	11	2	7	23	1.5
20	Michael Jankovich	4-0	11	2.8	1-3	.333	1-3	.333	1-2	.500	1	0	1	0.3	0	0	0	1	0	0	4	1.0
22	Silvio De Sousa	6-0	37	6.2	2-3	.667	0-0	.000	0-2	.000	5	11	16	2.7	9	0	0	4	6	0	4	0.7
12	Chris Teahan	6-0	13	2.2	1-4	.250	1-4	.250	0-0	.000	0	1	1	0.2	1	0	0	1	1	0	3	0.5
05	Elijah Elliott	4-0	7	1.8	0-0	.000	0-0	.000	0-0	.000	0	0	0	0.0	1	0	1	1	0	0	0	0.0
	Team										21	21	42					9				
	Total.....	16	3200		407-882	.461	101-296	.341	209-300	.697	168	443	611	38.2	223	1	199	193	83	108	1124	70.2
	Opponents.....	16	3200		349-942	.370	102-338	.302	138-212	.651	173	349	522	32.6	257	-	177	179	72	103	938	58.6

TEAM STATISTICS	KU	OPP
SCORING	1124	938
Points per game	70.2	58.6
Scoring margin	+11.6	-
FIELD GOALS-ATT	407-882	349-942
Field goal pct	.461	.370
3 POINT FG-ATT	101-296	102-338
3-point FG pct	.341	.302
3-pt FG made per game	6.3	6.4
FREE THROWS-ATT	209-300	138-212
Free throw pct	.697	.651
F-Throws made per game	13.1	8.6
REBOUNDS	611	522
Rebounds per game	38.2	32.6
Rebounding margin	+5.6	-
ASSISTS	199	177
Assists per game	12.4	11.1
TURNOVERS	193	179
Turnovers per game	12.1	11.2
Turnover margin	-0.9	-
Assist/turnover ratio	1.0	1.0
STEALS	108	103
Steals per game	6.8	6.4
BLOCKS	83	72
Blocks per game	5.2	4.5
ATTENDANCE	130400	86020
Home games-Avg/Game	8-16300	8-10752
Neutral site-Avg/Game	-	0-0

Score by Periods	1st	2nd	Totals
Kansas	541	583	1124
Opponents	476	462	938

	Date	Opponent		Score	Att.
*	01/04/20	WEST VIRGINIA	W	60-53	16300
*	01/08/20	at Iowa St.	W	79-53	14384
*	01/11/20	BAYLOR	L	55-67	16300
*	01/14/20	at Oklahoma	W	66-52	10486
*	01/18/20	at Texas	W	66-57	11762
*	01/21/20	KANSAS ST.	W	81-60	16300
*	01/27/20	at Oklahoma St.	W	65-50	8818
*	02/01/20	TEXAS TECH	W	78-75	16300
*	02/03/20	TEXAS	W	69-58	16300
*	02/08/20	at TCU	W	60-46	6728
*	02/12/20	at West Virginia	W	58-49	14212
*	02/15/20	OKLAHOMA	W	87-70	16300
*	02/17/20	IOWA ST.	W	91-71	16300
*	02/22/20	at Baylor	W	64-61	10627
*	02/24/20	OKLAHOMA ST.	W	83-58	16300
*	02/29/20	at Kansas St.	W	62-58	9003

* - Conference game

-vs-

TCU

ALL-TIME SERIES

KANSAS LEADS, 19-2

Lawrence, Kan. (Allen Fieldhouse) 8-0 (7-0)
Fort Worth, Texas (Schollmaier Arena) 8-1 (7-1)
Neutral Sites 3-1
Big 12 Play. 14-1
Big 12 Championship (Sprint Center) 1-1 (1-1)

HIGHEST SCORES - KU

Lawrence 95
. . . . . KU 95-65, in 2013-14
Fort Worth 91
. . . . . .KU 91-69, in 2013-14

HIGHEST SCORES - TCU

Lawrence 74
. . . . . .KU 93-74, in 2004-05
Fort Worth 84
. . . . . KU 88-84, in 2017-18

COACHING RECORDS

Bill Self vs. TCU
Total 23-5
At Kansas 15-2
Jamie Dixon vs. Kansas
Total 1-6
At TCU 1-6

LARGEST MARGINS

Kansas
Lawrence 30
Forth Worth 22
TCU
Lawrence ..... no wins
Fort Worth 7

GAME-BY-GAME

03/21/1952	Kansas City, Mo.*	W	68-64
12/20/1997	Kansas City, Mo.	W	94-78
12/01/2003	Fort Worth	W	85-66
12/09/2004	Lawrence	W	93-74
02/06/2013	Fort Worth	L	55-62
02/23/2013	Lawrence	W	74-48
01/25/2014	Fort Worth	W	91-69
02/15/2014	Lawrence	W	95-65
01/28/2015	Fort Worth	W	64-61
02/21/2015	Lawrence	W	81-72
03/12/2015	Kansas City, Mo.+	W	64-59
01/16/2016	Lawrence	W	70-63
02/06/2016	Fort Worth	W	75-56
12/30/2016	Fort Worth	W	86-80
02/22/2017	Lawrence	W	87-68
03/09/2017	Kansas City, Mo.+	L	82-85
01/06/2018	Fort Worth	W	88-84
02/06/2018	Lawrence	W	71-64
01/09/2019	Lawrence	W	77-68
02/11/2019	Fort Worth (ot)	W	82-77
02/08/2020	Fort Worth	W	60-46

*NCAA Midwest Regional
+Big 12 Championship

THE JAYHAWKS VS. TCU (*STARTER)

#0 MARCUS GARRETT

OPPONENT (Date)	MP	FG-A	PCT	3PT-A	PCT	FT-A	PCT	O-D-T	PF	A	TO	BLK	ST	TP
*at TCU (1.6.18) - W	33	1-4	.250	0-1	.000	2-3	.667	0-6-6	1	2	1	0	0	4
TCU (2.6.18) - W	15	4-4	1.000	2-2	1.000	0-0	---	2-0-2	0	1	1	0	0	10
*TCU (1.9.19) - W	35	3-8	.375	0-0	---	2-3	.667	1-3-4	1	3	0	0	2	8
*at TCU (2.8.20) - W	35	0-4	.000	0-0	---	0-0	---	0-3-3	3	4	1	0	3	0
TOTAL (4 games/3 starts)	**118**	**8-20**	**.400**	**2-3**	**.667**	**4-6**	**.667**	**3-12-15**	**5**	**10**	**3**	**0**	**5**	**22**
Averages	**29.5**							**3.8**		**2.5**		**0.0**	**1.3**	**5.5**

#1 DEVON DOTSON

OPPONENT (Date)	MP	FG-A	PCT	3PT-A	PCT	FT-A	PCT	O-D-T	PF	A	TO	BLK	ST	TP
*TCU (1.9.19) - W	27	0-6	.000	0-3	.000	5-6	.833	0-1-1	3	3	1	1	2	5
*at TCU (2.11.19) - W	45	7-13	.538	4-7	.571	7-9	.778	0-10-10	2	5	6	0	2	25
*at TCU (2.8.20) - W	37	7-17	.412	0-2	.000	4-7	.571	2-4-6	1	11	5	0	3	18
TOTAL (3 games/3 starts)	**109**	**14-36**	**.389**	**4-12**	**.333**	**16-22**	**.727**	**2-15-17**	**6**	**19**	**12**	**1**	**7**	**48**
Averages	**36.3**							**5.7**		**6.3**		**0.3**	**2.3**	**16.0**

#2 CHRISTIAN BRAUN

OPPONENT (Date)	MP	FG-A	PCT	3PT-A	PCT	FT-A	PCT	O-D-T	PF	A	TO	BLK	ST	TP
*at TCU (2.8.20) - W	20	0-2	.000	0-0	---	0-0	---	0-1-1	0	0	2	0	0	0

#4 ISAIAH MOSS

OPPONENT (Date)	MP	FG-A	PCT	3PT-A	PCT	FT-A	PCT	O-D-T	PF	A	TO	BLK	ST	TP
at TCU (2.8.20) - W	27	3-11	.273	3-8	.375	0-0	---	0-3-3	4	0	2	0	1	9

#13 TRISTAN ENARUNA

OPPONENT (Date)	MP	FG-A	PCT	3PT-A	PCT	FT-A	PCT	O-D-T	PF	A	TO	BLK	ST	TP
at TCU (2.8.20) - W	9	0-0	---	0-0	---	0-0	---	0-2-2	0	1	0	0	1	0

#30 OCHAI AGBAJI

OPPONENT (Date)	MP	FG-A	PCT	3PT-A	PCT	FT-A	PCT	O-D-T	PF	A	TO	BLK	ST	TP
TCU (1.9.19) - W	25	3-5	.600	1-2	.500	0-0	---	1-3-4	2	1	0	1	2	7
*TCU (2.11.19) - W	41	6-12	.500	2-6	.333	6-6	1.000	1-10-11	0	1	1	1	1	20
*at TCU (2.8.20) - W	32	2-6	.333	1-3	.333	2-2	1.000	1-3-4	2	1	2	1	2	7
TOTAL (3 games/2 start2)	**68**	**11-23**	**.478**	**4-11**	**.364**	**8-8**	**1.000**	**3-16-19**	**4**	**3**	**3**	**3**	**5**	**34**
Averages	**22.7**							**6.3**		**1.0**		**1.0**	**1.7**	**11.3**

#33 DAVID MCCORMACK

OPPONENT (Date)	MP	FG-A	PCT	3PT-A	PCT	FT-A	PCT	O-D-T	PF	A	TO	BLK	ST	TP
TCU (1.9.19) - W	1	0-0	---	0-0	---	0-0	---	1-0-1	0	0	0	0	0	0
*TCU (1.9.19) - W	17	1-3	.333	0-0	---	2-4	.500	1-2-3	4	0	0	1	0	4
at TCU (2.8.20) - W	8	2-4	.500	0-0	---	2-2	1.000	2-2-4	1	0	1	1	0	6
TOTAL (3 games/1 start)	**26**	**3-7**	**.429**	**0-0**	**---**	**4-6**	**.667**	**4-4-8**	**5**	**0**	**1**	**2**	**0**	**10**
Averages	**8.7**							**2.7**		**0.0**		**0.7**	**0.0**	**3.3**

#35 UDOKA AZUBUIKE

OPPONENT (Date)	MP	FG-A	PCT	3PT-A	PCT	FT-A	PCT	O-D-T	PF	A	TO	BLK	ST	TP
*at TCU (1.6.18) - W	13	6-6	1.000	0-0	---	2-4	.500	0-1-1	5	1	1	0	0	14
*TCU (2.6.18) - W	25	6-10	.600	0-0	---	4-7	.571	3-8-11	3	0	2	2	0	16
*at TCU (2.8.20) - W	32	10-14	.714	0-0	---	0-2	.000	4-11-15	2	0	2	5	0	20
TOTAL (3 games/3 starts)	**70**	**22-30**	**.733**	**0-0**	**---**	**6-13**	**.462**	**7-20-27**	**10**	**1**	**5**	**7**	**0**	**50**
Averages	**23.3**							**9.0**		**0.3**		**2.3**	**0.0**	**16.7**

0 MARCUS GARRETT

JR • Guard • 6-5 • 195 • Dallas, Texas • Skyline HS

2019-20 SEASON STATS

PPG	RPG	APG	FG%	3FG%	FT%
9.2	4.4	4.7	44%	33%	61%
CAREER					
6.6	3.9	2.4	44%	28%	57%

CAREER HIGHS

Points	24	vs. Oklahoma (2.15.20)
Field Goals	9	vs. Oklahoma (2.15.20)
Rebounds	15	vs. Iowa State (3.16.19)
Assists	9	at Oklahoma State (1.27.20)
Blocks	3	vs. Texas Tech (2.1.20)
Steals	6	at West Virginia (1.19.19)
Minutes	40	at West Virginia (2.12.20)

NOTES

Midseason Naismith Defensive Player of the Year list (1 of 15) ... Known to guard 1-5 ... Has 22 steals in his last eight games ... Has 30 assists in his last five games ... Ranks first in the Big 12 in assist-to-turnover ratio (2.6), second in assists (4.7) and fourth in steals (1.8) ... In league games is first in assists (5.3), first in assist-to-turnover ratio (2.5) and second in steals (1.8) ... Had career-highs in points (24) and 3-pointers (6) vs. Oklahoma (2/15). **2018-19:** Named to the 2019 Big 12 All-Defensive Team.

1 DEVON DOTSON (deh-VAWN)

SO • Guard • 6-2 • 185 • Charlotte, N.C. • Providence Day School

2019-20 SEASON STATS

PPG	RPG	APG	FG%	3FG%	FT%
18.2	3.9	4.0	47%	30%	82%
CAREER					
14.9	3.8	3.8	48%	33%	80%

CAREER HIGHS

Points	31	vs. Dayton (11.27.19)
Field Goals	11	2x, last vs. Iowa State (2.17.20)
Rebounds	10	at TCU (2.11.19)
Assists	11	at TCU (2.8.20)
Blocks	1	7x, last at West Virginia (2.12.20)
Steals	5	vs. Dayton (11.27.19)
Minutes	45	2x, last vs. Dayton (11.27.19)

NOTES

Leads the Big 12 in scoring (18.2 ppg), FTs made (132), 2nd in 20-point games (9), 6th in assists (4.0), 2nd in steals (2.1), 3rd in FG% (47.2), 7th in FT% (82.0), 6th in assist-to-turnover ratio (1.7) ... Had 25 points at KSU (2/29) ... Had 29 points vs. ISU (2/17) ... Posted second career double-double (18 points, career-high 11 assists) at TCU (2/8) ... Three-time Big 12 Player of the Week (12/2, 12/16, 2/3) ... Co-MVP of the Maui Invitational ... Had career-high in points (31) and steals (5) vs. Dayton (11/27) ... On all national POY watch lists ... Bob Cousy Award Finalist (1 of 5).

2 CHRISTIAN BRAUN (BROWN)

FR • Guard • 6-6 • 180 • Burlington, Kan. • Blue Valley Northwest

2019-20 SEASON STATS

PPG	RPG	APG	FG%	3FG%	FT%
5.3	2.8	0.5	44%	46%	72%
CAREER					
5.3	2.8	0.5	44%	46%	72%

CAREER HIGHS

Points	20	vs. Kansas State (1.21.20)
Field Goals	7	vs. Kansas State (1.21.20)
Rebounds	9	at Oklahoma State (1.27.20)
Assists	3	vs. Kansas City (12.14.19)
Blocks	2	vs. Kansas City (12.14.19)
Steals	2	5x, last at Oklahoma State (1.27.20)
Minutes	33	at Oklahoma State (1.27.20)

NOTES

Averaging 6.6 ppg and 3.4 rpg in Big 12 play ... Is 12-for-18 FGs (67%) in last four games ... Has five 10-plus point games, including two of his last four (10 points vs. OSU, 13 points vs. ISU) ... Had 16 points and a career-high nine rebounds at OSU (1/27) ... Posted a career-high 20 points vs. KSU (1/21) ... Comes from an athletic family as his mother, father, aunt and uncle all played NCAA Division I basketball and his brother (Parker) is a forward at Missouri ... Won three-straight state titles in high school ... One of three state Gatorade Players of the Year on the KU roster.

4 ISAIAH MOSS

TR-Sr. • Guard • 6-5 • 208 • Chicago, Ill. • Simeon Career Academy • Iowa

2019-20 SEASON STATS

PPG	RPG	APG	FG%	3FG%	FT%
8.2	2.2	0.5	40%	36%	91%
CAREER (includes at Iowa 2016-19)					
8.7	2.2	1.3	41%	38%	83%

CAREER HIGHS (*AT IOWA)

Points	32*	at Minnesota (2.21.18)
Field Goals	12*	at Minnesota (2.21.18)
Rebounds	10*	2x, last vs. Maryland (2.19.19)
Assists	6*	2x, last vs. Illinois (1.20.19)
Blocks	2*	4x, last vs. W. Carolina (12.18.18)
Steals	5*	vs. Indiana (3.9.17)
Minutes	38	at Oklahoma (1.14.20)

NOTES

Has played 25-plus minutes in his last seven games ... Has started the last five games and seven this season ... Ranks 12th in the Big 12 in 3FG made (1.7) ... Team leader with 47 3FGs ... Has made 3+ 3FGs in eight games, including 3-for-6 vs. Oklahoma State (2/24) ... Scored 10 of his 13 points in the second half at West Virginia (2/12) ... Played a career-high 38 minutes in his first start at KU, scoring 20 points with 6-for-11 3FGs at Oklahoma (1/14) ... A graduate transfer from Iowa who started three seasons for the Hawkeyes ... Has 1,136 career points.



5 ELIJAH ELLIOT

RS-FR • Guard • 6-3 • 185 • Southlake, Texas • Carroll Senior HS

2019-20 SEASON STATS

PPG	RPG	APG	FG%	3FG%	FT%
0.8	0.1	0.3	75%	100%	-
CAREER					
0.8	0.1	0.3	75%	100%	-

CAREER HIGHS

Points	3	vs. Chaminade (11.25.19)
Field Goals	1	3x, last vs. Kansas City (12.14.19)
Rebounds	1	vs. Monmouth (11.15.19)
Assists	1	3x, last vs. Kansas State (1.21.20)
Blocks	-	-
Steals	-	-
Minutes	5	vs. Monmouth (11.15.19)

NOTES

Has appeared in nine games this season, including four in Big 12 play (vs. Kansas State, at Oklahoma State, vs. Oklahoma, vs. Iowa State) ... Had an assist vs. Kansas State (1/21) ... Scored two points vs. Kansas City (12/4) ... Drained a 3-pointer in scoring three points with one assist vs. Chaminade (11/25) ... Made his first appearance of the season and scored his first KU career points with two vs. Monmouth (11/15) ... A shooting guard who adds depth on the perimeter ... An invited walk-on who joined the team in summer 2018.

10 JALEN WILSON

FR • Guard • 6-8 • 215 • Denton, Texas • John H. Guyer HS

2019-20 SEASON STATS

PPG	RPG	APG	FG%	3FG%	FT%
0.0	0.0	0.0	0%	0%	-
CAREER					
0.0	0.0	0.0	0%	0%	-

CAREER HIGHS

Points	-	-
Field Goals	-	-
Rebounds	-	-
Assists	-	-
Blocks	-	-
Steals	-	-
Minutes	2	vs. Duke (11.5.19)

NOTES

Bill Self announced he would redshirt Feb. 12 ... Broke his ankle vs. UNCG (11/8) ... Logged two minutes vs. #4 Duke (11/5) ... Had three points and two assists in the exhibition win vs. Pittsburg State (10/31) ... Started and had six points, three rebounds and one assist in 24 minutes in the exhibition win vs. Fort Hays State (10/24) ... A multi-talented forward who brings great size, skill and versatility and can play big and small ... Comes from an athletic family as both parents played college basketball.

12 CHRIS TEAHAN

JR • Guard • 6-4 • 195 • Leawood, Kan. • Rockhurst HS

2019-20 SEASON STATS

PPG	RPG	APG	FG%	3FG%	FT%
0.8	0.1	0.1	33%	33%	-
CAREER					
0.8	0.3	0.1	36%	32%	100%

CAREER HIGHS

Points	4	vs. Toledo (11.28.17)
Field Goals	1	9x, last vs. Iowa State (2.17.20)
Rebounds	3	vs. South Dakota State (11.17.17)
Assists	1	3x, last vs. Monmouth (11.15.19)
Blocks	-	-
Steals	-	-
Minutes	7	vs. Monmouth (11.15.19)

NOTES

A fan favorite ... Has played in 12 games this season, including six in Big 12 play ... Has scored in three games in 2019-20 ... Had three points in two minutes vs. Iowa State (2/17). **2018-19:** Played in 11 games, including seven Big 12 games ... Scored his first points of the season with a 3-pointer vs. West Virginia (2/16). **2017-18:** Appeared in 10 games, two in conference play and three postseason ... An invited walk-on who was a two-sport athlete at Rockhurst HS in Kansas City, Missouri ... Older brother, Conner, played five seasons at KU and on two Final Four teams (2008 and 2012).

13 TRISTAN ENARUNA (en-uh-ROO-nuh)

FR • G/F • 6-8 • 200 • Flevoland, Netherlands • Wasatch Academy [Utah]

2019-20 SEASON STATS

PPG	RPG	APG	FG%	3FG%	FT%
2.5	2.3	0.7	34%	26%	50%
CAREER					
2.5	2.3	0.7	34%	26%	50%

CAREER HIGHS

Points	9	vs. UNCG (11.8.19)
Field Goals	3	2x, last vs. Monmouth (11.15.19)
Rebounds	5	4x, last at Oklahoma State (1.27.20)
Assists	4	vs. E. Tennessee State (11.19.19)
Blocks	2	2x, last vs. Chaminade (11.25.19)
Steals	4	vs. E. Tennessee State (11.19.19)
Minutes	23	vs. E. Tennessee State (11.19.19)

NOTES

A regular who averages 11.4 minutes per contest ... Has nine games with four or more rebounds, including four vs. Iowa State (2/17) ... Scored six points, with two steals vs. Kansas State (1/21) ... Had five points, two rebounds, two blocked shots and one steal in career debut against #4 Duke (11/5) ... A versatile player who has a 7-foot wingspan ... Guarded all five positions while in high school ... Gained valuable experience in summer 2019 playing for the Netherlands in the U18 FIBA European Championship.

20 MICHAEL JANKOVICH (JANK-oh-vitch)

FR • Guard • 6-5 • 185 • Dallas, Texas • Northfield Mount Hermon [Mass.]

2019-20 SEASON STATS

PPG	RPG	APG	FG%	3FG%	FT%
1.2	0.1	0.1	43%	43%	75%
CAREER					
1.2	0.1	0.1	43%	43%	75%

CAREER HIGHS

Points	5	vs. Monmouth (11.15.19)
Field Goals	1	3x, last vs. Kansas State (1.21.20)
Rebounds	1	vs. Oklahoma State (2.24.20)
Assists	1	vs. Chaminade (11.25.19)
Blocks	-	-
Steals	1	vs. Chaminade (11.25.19)
Minutes	5	vs. Monmouth (11.15.19)

NOTES

Has played in 10 games this season ... Scored four points vs. Kansas State (1/21) ... Made a 3-pointer vs. KC (12/14) ... Played four minutes vs. Chaminade (11/25) with one assist and one steal ... Scored five points, one 3-pointer, in five minutes vs. Monmouth (11/15) in his college debut ... An invited walk-on who has solid range from beyond the arc ... Son of SMU head coach Tim Jankovich, who spent five seasons as an assistant coach on Bill Self's staffs at Illinois and Kansas ... Lived in Lawrence from ages 4-8 while his father was on the KU staff.

22 SILVIO DE SOUSA (deh-SOE-suh)

JR • Forward • 6-9 • 245 • Luanda, Angola • IMG Academy (Fla.)

2019-20 SEASON STATS

PPG	RPG	BPG	FG%	3FG%	FT%
2.6	2.8	0.8	47%	67%	52%
CAREER					
3.3	3.3	0.5	59%	67%	61%

CAREER HIGHS

Points	16	vs. West Virginia (3.10.18)
Field Goals	8	vs. West Virginia (3.10.18)
Rebounds	11	vs. Kansas State (3.9.18)
Assists	1	6x, last vs. Kansas City (12.14.19)
Blocks	3	3x, last vs. Kansas State (1.21.20)
Steals	1	3x, last vs. E. Tenn. State (11.19.19)
Minutes	26	2x, last vs. vs. Duke (3.25.18)

NOTES

Suspended 12 games by the Big 12 on Jan. 22 ... Has played in 18 games, averaging 8.4 minutes ... Tied a career high with three blocks vs. Kansas State (1/21) ... Set a season high with seven rebounds vs. Kansas City (12/14) ... Had a season-high 11 points with six rebounds vs. Monmouth (11/15). **2017-18:** Averaged 4.8 points and 5.4 rebounds in the 2018 NCAA Tournament ... Tied season high with 26 minutes vs. Duke (3/25) with 10 rebounds and scoring four points ... Averaged 20.0 minutes, 10.0 ppg and 9.7 rpg in the Big 12 Championship ... Pulled down six or more rebounds seven times.

30 OCHAI AGBAJI (OCH-eye uh-BAH-gee)

SO • Guard • 6-5 • 210 • Kansas City, Mo. • Oak Park HS

2019-20 SEASON STATS

PPG	RPG	APG	FG%	3FG%	FT%
10.0	4.2	2.1	43%	34%	67%
CAREER					
9.4	4.4	1.6	44%	33%	68%

CAREER HIGHS

Points	24	at Texas (1.29.19)
Field Goals	8	3x, last vs. Colorado (12.7.19)
Rebounds	12	vs. Colorado (12.7.19)
Assists	4	5x, last at Villanova (12.21)
Blocks	2	2x, last vs. Texas Tech (2.1.20)
Steals	4	vs. Duke (11.5.19)
Minutes	45	vs. Dayton (11.27.19)

NOTES

A starter who has logged 30-plus minutes in 22 games this season ... Ranks 13th in the Big 12 in steals (1.3) ... Second on team with 44 3FGs and third with 38 steals ... Has pulled down six-plus rebounds in seven games this season ... Scored 15 points vs. Oklahoma State (2/24) ... Had 14 points on 6-of-10 shooting vs. Iowa State (2/17) ... Had a double-double with 20 points and a career-high 12 rebounds vs. Colorado (12/7). **2018-19:** Started the final 16 games of the season ... Had three 20-point games and seven 10+ point contests.

33 DAVID McCORMACK

SO • Forward • 6-10 • 265 • Norfolk, Va. • Oak Hill Academy

2019-20 SEASON STATS

PPG	RPG	BPG	FG%	3FG%	FT%
7.3	4.1	0.4	54%	0%	82%
CAREER					
5.4	3.5	0.4	57%	0%	72%

CAREER HIGHS

Points	28	vs. Kansas City (12.14.19)
Field Goals	11	vs. Kansas City (12.14.19)
Rebounds	13	vs. Duke (11.5.19)
Assists	4	vs. Monmouth (11.15.19)
Blocks	3	vs. Texas Tech (2.1.20)
Steals	2	5x, last at Kansas State (2.29.20)
Minutes	29	2x, last vs. Duke (11.5.19)

NOTES

Second on the team with a 54.1 FG% ... Has started 18 games ... Has seven games with 10-plus points, including two of his last four ... Scored 10 points vs. Oklahoma State (2/24) and vs. Iowa State (2/17) ... Had 16 points and seven rebounds in 18 minutes at Iowa State (1/8) ... Had a career-high 28 points, on 11-of-14 FGs, with seven rebounds in 16 minutes vs. Kansas City (12/14) ... Had 16 points, on 7-of-9 FGs, vs. BYU (11/16) ... Posted first career DD with 17 points and 11 rebounds vs. Monmouth (11/15). **2018-19:** Started the final 13 games of the season.

35 UDOKA AZUBUIKE (az-uh-BOO-kee)

SR • Center • 7-0 • 270 • Delta, Nigeria • Potter's House Christian Academy

2019-20 SEASON STATS

PPG	RPG	BPG	FG%	3FG%	FT%
13.1	10.3	2.6	74%	-	45%
CAREER					
12.0	7.8	2.0	74%	-	42%

CAREER HIGHS

Points	29	vs. Dayton (11.27.19)
Field Goals	13	at Nebraska (12.16.17)
Rebounds	19	at Baylor (2.22.20)
Assists	4	2x, last vs. Kansas City (12.14.19)
Blocks	7	vs. Baylor (1.11.20)
Steals	3	2x, last vs. E. Tenn. State (11.19.19)
Minutes	36	at Baylor (2.22.20)

NOTES

3x Big 12 Player of the Week (1/27, 2/10, 2/24) ... Leads the NCAA in FG% (74.0) ... Only player in the Big 12 to average a DD (13.1 ppg, 10.3 rpg) ... Is first in the Big 12 in FG%, DDs (13) and rebounding, second in blocked shots (2.6) and 13th in scoring ... Averaging 15.2 ppg and 13.6 rpg in his last five games ... Has 45 blocks in his last 15 games ... Set career high with 19 rebounds at No. 1 Baylor (2/22) ... Co-MVP of Maui Invitational ... On all national POY watch lists ... Preseason Big 12 Player of the Year and All-Big 12 ... Kareem Abdul-Jabaar Award finalist.

44 MITCH LIGHTFOOT

SR • Forward • 6-8 • 225 • Gilbert, Ariz. • Gilbert Christian HS

2018-19 SEASON STATS

PPG	RPG	BPG	FG%	3FG%	FT%
2.4	2.9	1.0	54%	20%	51%
CAREER					
2.6	2.4	1.0	56%	33%	53%

CAREER HIGHS

Points	11	vs. Oakland (11.24.17)
Field Goals	4	4x, last vs. Kansas State (3.9.18)
Rebounds	11	vs. Penn (3.15.18)
Assists	3	at Oklahoma State (3.2.19)
Blocks	6	at TCU (1.6.18)
Steals	2	at Iowa State (2.13.18)
Minutes	31	vs. Kansas State (2.25.19)

NOTES

Announced Nov. 2 that he will redshirt 2019-20 ... Completed his undergrad degree in economics in Dec. 2019 and is working on a sport management masters ... Averaged 8.0 ppg in exhibition play ... **2018-19:** Pulled down seven rebounds with five points vs. Northeastern (3/21) ... Led KU with 14 charges drawn and is second with 33 blocked shots. **2017-18:** Started seven games ... Pulled down a career-high 11 rebounds vs. Penn (3/18) with nine points in the NCAA Tournament ... Finished second on the team with 54 blocked shots.

MARCUS GARRETT

NAISMITH DEFENSIVE PLAYER OF THE YEAR SEMIFINALIST

NAISMITH
MEN'S DEFENSIVE PLAYER OF THE YEAR

ONE OF 10 SEMIFINALISTS FOR THE NAISMITH TROPHY'S **DEFENSIVE PLAYER OF THE YEAR**

COLLECTED MULTIPLE STEALS IN 14 GAMES THIS SEASON AND HAS POSTED **FOUR OR MORE THEFTS IN SIX CONTESTS**

AVERAGED 2.8 STEALS IN HIS LAST EIGHT GAMES, ALL KU WINS

IS **AVERAGING 4.4 DEFLECTIONS** PER GAME THIS SEASON, BUT HAS UPPED TO 7.0 IN HIS LAST EIGHT OUTINGS.

NOTCHED **EIGHT STEALS IN 27 MINUTES** OF GAME ACTION WITH HIS FOUR STEALS IN THE FINAL SEVEN MINUTES AGAINST WEST VIRGINIA (2/12) AND FOUR FIRST-HALF STEALS AGAINST OKLAHOMA (2/15)

PULLING DOWN **5.0 DEFENSIVE REBOUNDS PER GAME** IN HIS LAST 11 CONTESTS, SECOND ON THE TEAM ONLY TO AZUBUIKE (7.6) IN THAT SPAN.

"He's really a do-it-all player. He's right in the mix to win national defensive player of the year. ***He can guard absolutely anybody***."
- Jay Bilas, ESPN

"Garrett is a good player and he does a lot of things for (Kansas). He was in there today and stepped up when he had to and he delivered, which is ***what good players do***."
- Lon Kruger, Oklahoma head coach

"Marcus Garrett is the 'Mr. Fix-It' of one of the best defenses in college basketball. He has shown that he can guard all five positions on the basketball court. In addition to being a great athlete, he has had a great basketball IQ and has connected well with Bill Self as the Jayhawks' de facto ***defensive coordinator***."
- Fran Fraschilla, ESPN

DEVON DOTSON

ALL-AMERICAN CANIDATE

2019-20 ACCOLADES

Bob Cousy Award Finalist (1 of 5) | Sporting News Midseason All-America Third Team | Wooden Award Late Season Top-20 | 3x Big 12 Player of the Week | Sporting News Midseason All-America Third Team | Oscar Robertson Player of the Year Midseason Watch List | Maui Invitational Co-MVP & All-Tournament Team | NABC Player of the Year Watch List | Naismith Trophy Watch List (1 of 50) | Preseason Associated Press All-America Honorable Mention | Preseason All-Big 12

NATIONAL WATCH LISTS

NABC | Wooden Award | Oscar Robertson Trophy | Citizen Naismith Trophy Watch List | Bob Cousy Award

- THE **ONLY** PLAYER IN A MAJOR CONFERENCE AVERAGING 18.0+ PPG, 3.9+ RPG, 4.0+ APG AND 2.0+ SPG THIS SEASON.
- RANKS AMONG THE **TOP-5 IN THE BIG 12** IN SCORING (1ST, 18.2), FREE THROWS MADE (1ST, 132), STEALS PER GAME (2ND, 2.1) AND FIELD GOAL PERCENTAGE (4TH, 47.2%).
- ON FEB. 8 AT TCU, BECAME JUST **THE SECOND KU PLAYER AND THE FIRST IN THE BILL SELF ERA** TO HAVE 18+ POINTS, 10+ ASSISTS AND 5+ REBOUNDS IN A BIG 12 GAME. (KIRK HINRICH, 2.25.2001 VS. NEBRASKA)
- **ONE OF FOUR** UNDERCLASSMEN IN THE NATION LISTED AT 6-2 OR SHORTER AVERAGING 18.0+ PPG IN 2019-20.
- HAS SHOT 50 PERCENT FROM THE FIELD OR BETTER IN 14 OF HIS 28 OUTINGS THIS SEASON.

"Devon Dotson is the fastest player from end to end with the ball in the country. Nobody attacks the basket with more courage than he does. ***He is as good as any guard in America***."

- Jay Bilas, ESPN

"I really like his game. He's fast, athletic, he gets in the lane, he makes plays for his teammates. He's a really good player."

- Desmond Bane, TCU senior guard

"Dotson's a dynamic player. ***He's got poise and composure about him***. They really feed off of him. When they need it most, he makes big baskets."

- Chris Beard, Texas Tech HC

"What Devon Dotson has done in two years as Kansas' starting point guard is remarkable. This season, he has added prolific scoring to his many great attributes. ***In a season that has featured great point guards, his résumé stacks up with anyone's***."

- Fran Fraschilla, ESPN

UDOKA AZUBUIKE

ALL-AMERICAN CANIDATE

2019-20 ACCOLADES

Kareem Abdul-Jabbar Center of the Year Finalist | Senior CLASS Award Finalist | Wooden Award Late Season Top 20 | 3x Big 12 Player of the Week (1.27.20, 2.10.20, 2.24.20) | Sporting News Midseason All-America Third Team | Maui Invitational Co-MVP & All-Tournament Team | NABC Player of the Year Watch List (1 of 20) Naismith Trophy Watch List (1 of 50) | Preseason Associated Press All-America HM | Preseason All-Big 12

NATIONAL WATCH LISTS

SINCE THE CALENDAR TURNED TO 2020, HIS 3.0 BLOCKS PER GAME RANK **NO. 4** IN THE NATION.

CURRENTLY RANKS **NO. 1** ON THE NCAA'S ALL-TIME FIELD GOAL PERCENTAGE LIST, BOASTING A CAREER CLIP OF 74.3%.

THE **ONLY** PLAYER IN THE NCAA AVERAGING A DOUBLE-DOUBLE AND THREE OR MORE BLOCKS IN CONFERENCE PLAY THIS SEASON.

IN HIS COLLEGIATE CAREER, KANSAS IS **29-1** (13-0 THIS SEASON) WHEN HE SCORES 15 OR MORE POINTS. KU IS ALSO 19-1 ALL-TIME WHEN HE POSTS A DOUBLE-DOUBLE.

ON FEB. 22 AT BAYLOR, BECAME THE **FIRST PLAYER SINCE 1996-97** TO TALLY 20+ POINTS, 15+ REBOUNDS AND 3+ BLOCKS AGAINST AN ASSOCIATED PRESS NO. 1 TEAM.

"He is a force inside that no other team can match. With his strength, and now with his mobility, ***he is the best low-post big guy in the country.*** There aren't many in that class."

- Jay Bilas, ESPN

"He's probably ***one of the best big men in the country*** and his numbers are representative of that." *- Pat Baldwin, Milwaukee head coach*

"Udoka Azubuike is 'the immovable force of college basketball.' He is virtually unstoppable in the painted area. Because of his improved conditioning, he has now become one of the country's best defensive players, as well. ***He's a monster***."

- Fran Fraschilla, ESPN

"I really respect him because we played him a year ago and he has really improved. I love watching tape of him and watching how he has tried to improve."

- Rick Barnes, Tennessee head coach