



KANSAS

#KUwbb

@KUwbball
@KUwbball
/KUwomen'sbasketball

GAME 30

MARCH 12, 2020 | NO. 7 TEXAS TECH | 2020 PHILLIPS 66 BIG 12 CHAMPIONSHIP: ROUND 1 | GAME NOTES

JAYHAWKS

15-14

OVERALL

4-14

BIG 12

-/-

RANKING (AP/
COACHES)



-VS-



18-11

OVERALL

7-11

BIG 12

-/-

RANKING (AP/
COACHES)

LADY RAIDERS

BRANDON SCHNEIDER

HEAD COACH

54-97

RECORD AT KU; 5TH SEASON

MARLENE STOLLINGS

HEAD COACH

32-28

RECORD AT TEXAS TECH; 2ND SEASON

2019-20 SCHEDULE

NOVEMBER

Date	Opponent	TV	Time (CT)
7	INDIANA STATE	Big 12 Now	W, 84-72
10	UIC	Big 12 Now	W, 91-50
13	OMAHA	Big 12 Now	W, 63-48
17	UMASS LOWELL	Big 12 Now	W, 79-44
24	TEXAS STATE	Big 12 Now	W, 68-48
29	vs Wright State*	CUSAtv	W, 74-63
30	at FAU*	CUSAtv	W, 90-60

DECEMBER

Date	Opponent	TV	Time (CT)
8	FLORIDA*	Big 12 Now	W, 77-66
15	SAINT MARY'S	Big 12 Now	W, 86-81
22	at Saint Louis	ESPN+	Wot, 68-60
30	WOFFORD	Big 12 Now	W, 83-64

JANUARY

Date	Opponent	TV	Time (CT)
4	OKLAHOMA STATE*	Big 12 Now	L, 67-49
8	WEST VIRGINIA*	Big 12 Now	L, 68-49
12	at TCU*	FSSW	L, 73-59
15	#2/1 BAYLOR*	Big 12 NOW	L, 90-47
18	Texas Tech*	Big 12 Now	W, 67-50
22	at Texas*	LHN	L, 85-77
25	at Iowa State*	Cyclone TV	L, 89-67
29	KANSAS STATE*	FSN	L, 69-61

FEBRUARY

Date	Opponent	TV	Time (CT)
2	OKLAHOMA*	FSN	Lot, 94-82
5	at #2/1 Baylor*	Big 12 Now	L, 97-44
8	TCU*	Big 12 Now	L, 87-74
12	at Texas Tech*		L, 89-72
15	TEXAS*	Big 12 Now	W, 82-67
22	at West Virginia*	AT&T Sportnet	L, 60-53
26	at Oklahoma*	FSOK	W, 83-80
29	OKLAHOMA STATE*	Big 12 Now	W, 77-69

MARCH

Date	Opponent	TV	Time (CT)
3	IOWA STATE*	Big 12 Now	L, 61-42
8	at Kansas State*	Big 12 Now	L, 83-63
2020 PHILLIPS 66 BIG 12 CHAMPIONSHIP			
12	vs Texas Tech	FCS	8:30 p.m.

* Big 12 Conference Game
* Big 12/SEC Challenge
FAU Thanksgiving Tournament
- Big 12 Tournament game

GAME

KU30

KANSAS VS TEXAS TECH

Kansas City, MO • Municipal Auditorium
Thursday, March 12, 2020 • 8:30 P.M. CT
Fox College Sports



FOX COLLEGE SPORTS

Play-by-Play: Ron Thulin
Analyst: Brenda VanLengen
Producer: Eric Josephson

JAYHAWK RADIO NETWORK

Radio: IMG Jayhawk Radio Network
Webcast: KUAthletics.com/Radio
Play-by-Play: Jimmy Chavez
Analyst: David Lawrence

FAST BREAK

- » Kansas will make its 24th appearance in the Big 12 Conference Tournament this week at the Municipal Auditorium in Kansas City, MO. The Jayhawks are the No. 10 seed and will play No. 7 seed Texas Tech at 8:30 p.m. CT on Thursday in the first round.
- » This marks the second time Kansas and Texas Tech have met in a Big 12 Tournament since 1998 when the Lady Raiders defeated the Jayhawks, 71-53, in the finals in Kansas City, Mo.
- » Kansas and Texas Tech split this season's series with each winning on its own court. Texas Tech leads the all-time series, 23-12, while also leads the neutral games series, 1-0.
- » The winner of Thursday's game will play No. 2 TCU on Friday, March 13, at 5:00 p.m. The contest will be televised Fox Sports Network.
- » Kansas enters the tournament with its strongest regular-season record since 2013. The Jayhawks finished the regular season with a 15-14 (0.517) record. Of the last five games, Kansas has won three securing the team an above .500 record for the first time since the 2012-13 season, where they went 20-14 (0.588).
- » Freshman guard Zakiyah Franklin made program history Monday after being selected to the 2020 Big 12 All-Freshman Team when the conference announced its postseason awards. Franklin is the third Kansas women's basketball student-athlete to be selected to the All-Freshman Team in the Big 12's 24 seasons.
- » Franklin is in the top-15 in the league for assists with 103 (3.55). Freshman Holly Kersgieter ranks among the top-10 in three-pointers made, making 53 triples (1.83 average) in 29 games. She comes in a No. 10.
- » Junior Tina Stephens ranks 10th in the Big 12 in rebounds per averaging 7.2 boards. She has collected 188 rebounds over 29 games.
- » Sophomore Aniya Thomas is averaging 2.0 steals a game on the season, which is the fifth-best average among the Big 12. Her 55 total steals over the season are tied for third-most in the conference.
- » Four of the five players in the starting lineup are averaging double-digits per game: Thomas (12.6), Franklin (12.1), senior Mariane De Carvalho (10.4) and Stephens (10.2). Kersgieter comes off the bench averaging 10.1 points.

SERIES AT A GLANCE

OVERALL: Texas Tech leads	23-12
Neutral: Texas Tech leads	1-0
vs Big 12	200-311



69.3

POINTS
PER GAME

78.7

.413

FG %

.439

.312

3 FG %

.317

38.6

REBOUNDS
PER GAME

40.6

13.1

ASSISTS
PER GAME

18.1

3.0

BLOCKS
PER GAME

5.6

8.4

STEALS
PER GAME

8.2

70.1

SCORING
DEFENSE

69.2

.413

FG %
DEFENSE

.398

.323

3 FG %
DEFENSE

.382

-2.4

REBOUND
MARGIN

+2.5

0.8

AST-TO
RATIO

1.1

OVERALL RECORD	15-14
BIG 12	4-14
NON- CONFERENCE	11-0
HOME	11-6
AWAY	3-8
NEUTRAL	1-0

COMMUNICATIONS

KIAIRA COOPER

Asst. Communications Director
e: kcooper@ku.edu
c: 785.691.9738

JAKE DERICHSEILER

Communications Assistant
e: jacobderich@ku.edu
c: 785.331.5303

LAST GAME STARTERS



1

10.2 PPG

TINA
STEPHENS

7.2 RPG
46.7 FG PERCENTAGE



4

10.4 PPG

MARIANE
DE CARVALHO

5.1 RPG
41.1 FG PERCENTAGE



5

12.6 PPG

ANIYA
THOMAS

2.3 APG
38.6 FG PERCENTAGE



15

12.1 PPG

ZAKIYAH
FRANKLIN

3.6 APG
36.3 FG PERCENTAGE



35

5.3 RPG

ZAKIYAH
FRANKLIN

1.0 BPG
60.5 FG PERCENTAGE

NUMERICAL ROSTER

No.	Name	Pos.	Ht.	Cl.	Hometown	Previous School
1	Tina Stephens	F	6'2"	JR	Palmetto, Florida	Palmetto HS
3	Tamia Davis	G	5'7"	FR	Raleigh, North Carolina	SE Raleigh HS
4	Mariane De Carvalho	F	6'2"	SR	Araraquara, Brazil	Highland CC
5	Aniya Thomas	G	5'7"	SO	Duncanville, Texas	Duncanville HS
10	Emma Merriweather	C	6'5"	R-SO	Buena Park, Calif.	Lakeside HS
11	Niccolly Ramalho	G	5'5"	SR	Sao Paulo, Brazil	Highland CC
13	Holly Kersgieter	G	5'10"	FR	Sand Springs, Oklahoma	Charles Page HS
15	Zakiah Franklin	G	5'7"	FR	Lakeland, Florida	Winter Haven HS
21	Brooklyn Mitchell	G	5'6"	SO	New Orleans, La.	Ursuline Academy
25	Chandler Prater	G	5'11"	FR	Kansas City, Missouri	North Kansas City HS
31	Brittany Franklin	C	6'5"	SO	Plymouth, N.C.	Plymouth HS
35	Bailey Helgren	C	6'5"	JR	Edina, Minn.	Edina HS
45	Chisom Ajekwu	C	6'3"	FR	Lawrence, Kansas	Lawrence HS

COACHES AND STAFF

Name	Position // Year at KU	Alma Mater // Year
Brandon Schneider	Head Coach // 5th	Wayland Baptist // 1995
Larry Tidwell	Associate Head Coach // 1st	Austin College // 1975
Damitria Buchanan	Assistant Coach/Recruiting Coord. // 5th	Texas A&M // 2010
Jhasmin Player	Assistant Coach // 1st	Baylor // 2009

ROSTER BREAKDOWN

By Class	By Position	By Home State & Country
Seniors (2): De Carvalho; Ramalho	Guards	Brazil (2): De Carvalho, Ramalho
Juniors (2): Helgren; Stephens	Ramalho	California (1): Merriweather
Sophomores (4): Franklin, Mitchell, Thomas	Mitchell	Florida (2): Franklin, Stephens
R-Sophomore (1): Merriweather	Thomas	Kansas (1): Ajekwu
Freshman (5): Ajekwu, Davis, Franklin, Kersgieter, Prater	Davis	Louisiana (1): Mitchell
	Kersgieter	Minnesota (1) Helgren
	Franklin	Missouri (1): Prater
	Prater	North Carolina (2): Davis, Franklin
		Oklahoma (1): Kersgieter
		Texas (1): Thomas

ALPHABETICAL ROSTER

No.	Name	Position
45	Chisom Ajekwu	Center
3	Tamia Davis	Guard
4	Mariane De Carvalho	Forward
31	Brittany Franklin	Center
15	Zakiah Franklin	Guard
35	Bailey Helgren	Center
13	Holly Kersgieter	Guard
10	Emma Merriweather	Center
21	Brooklyn Mitchell	Guard
25	Chandler Prater	Guard
11	Niccolly Ramalho	Guard
1	Tina Stephens	Forward
5	Aniya Thomas	Guard

SUPPORT STAFF

Name	Position // Year at KU
Brock McGinnis	Dir. of Player Develop. // 1st
Damon Young	Graphic Designer // 3rd
Patrick Schrater	Grad. Student Manager // 1st
Nicole Lowery	Athletic Trainer // 3rd
Caleb Krueger	Strength & Conditioning // 1st
Carmen Thomas	Administrative Ast. //

PRONUNCIATION GUIDE

MARIANE DE CARVALHO	MARI-An-Knee De Car-Val-Yo
NICCOLLY RAMALHO	Nuh-Cole-LEE Huh-MALL-yo
ANIYA Thomas	uh-NYE-uh
ZAKIYAH Franklin	zuh-ky-uh
Holly KERSGIETER	kers-GEETER
Chandler PRATER	PRAY-ter
CHISOM AJEKWU	Ch-is-Um A-Jeck-Woo





BRANDON SCHNEIDER

POSITION

Head Coach

ALMA MATER

Wayland Baptist, '95

HOMETOWN

Canyon, Texas

WIFE

Ali

CHILDREN

Cash & Cole

Brandon Schneider is now in his fifth season at the helm of the Kansas women's basketball program. He became the sixth head coach to lead the Jayhawks when he was hired on April 20, 2015.

Using the momentum from a 7-1 start to 2018-19, which led to the Jayhawks receiving votes in both the AP and USA Today Coaches polls, Kansas concluded nonconference action with a 10-1 record and a tournament title after winning the Duel in the Desert in Las Vegas.

Under Schneider's guidance, two Jayhawks reached the 1,000-point plateau during the 2018-19 season. Both Kylee Kopatch and Jessica Washington recorded over 1,000 points in their careers.

Two Jayhawks received All-Big 12 honors in 2019 with the senior duo of Kopatch and Christalah Lyons being named to the honorable mention team. The selection marks Lyons' second All-Big 12 honor in two seasons and the first of Kopatch's four-year career. Off the hardwood, Kansas had four student-athletes garner Academic All-Big 12 honors, including three selected to the first team and one to the second team.

In 2017-18, Schneider and the Jayhawks opened the season with a seven-game winning streak, the best start for the program since the 2012-13 campaign. KU's 7-0 start was just the beginning of another season of improvement under Schneider's direction.

The Jayhawks not only increased their win total from a season ago, but collected their first victory over a nationally-ranked opponent under Schneider and first since the 2014 campaign. Junior guard Christalah Lyons became the Jayhawk to earn Big 12 honors under Schneider's guidance.

Throughout his third season as head coach, Kansas bettered its field goal percentage from 33.8 percent from a year ago to 38.3 percent this year. KU's defense especially stood out in 2017-18, with Kansas' scoring defense and field goal percentage defense ranking among the best in the Big 12 Conference and the nation during the season. The Jayhawks held their opponents to shooting 39.4 percent from the field this season, improving from the 43.3 percent they held their opponents to last season.

Kansas not only saw improvement on the court, but in the classroom. Five Jayhawks received Academic All-Big 12 First Team honors, the most since 2015.

During his second season leading the Jayhawks, Schneider guided Jessica Washington, the first student-athlete he signed as KU's head coach, to new heights in 2017-18. Washington, a transfer, became the first Jayhawk to earn Big 12 Newcomer of the Year honors. She led the league with 19.3 points per game during conference action, while averaging 17.1 points throughout the season.

Under Schneider's leadership, four Jayhawks earned academic accolades at the conclusion of the 2016-17 season, the most honorees for Kansas since the 2009-10 season. In all, seven Jayhawks have been recognized for their efforts in the classroom since Schneider came to campus.

Schneider came to Kansas after a five-year stint at Stephen F. Austin, where he returned SFA to the top of the Southland Conference. SFA won back-to-back league titles in 2013-14 and 2014-15 and the Ladyjacks made three postseason appearances. As head coach at Stephen F. Austin, Schneider was 95-66 overall in five years and 57-29 in Southland Conference play.

During the 2014-15 season, Schneider guided the Ladyjacks to their second-straight Southland Conference title and a 23-8 overall record, marking the third time in his tenure that the SFA reached the 20-win plateau. Schneider was named Southland Coach of the Year after the Ladyjacks finished with a 16-2 league mark. Schneider mentored a handful of All-SLC Players during his time in Nacogdoches, including 2014-15 SLC Player of the Year Porsha Roberts, who was also a two-time Defensive Player of the Year.

The Ladyjacks finished the 2013-14 campaign with a 23-13 record and saw the team become the first in school history to win three games in a postseason tournament. SFA defeated Texas State and Boise State at home during the WBI and bested College of Charleston on the road to advance to the title game where SFA fell to Illinois-Chicago 73-64.

Schneider's team overcame adversity en route to its first conference title since 2010 and its 16th in the Southland overall. The Ladyjacks had one returning starter go down with an injury during preseason workouts and lost another starter five games into conference play. After losing the first two games following the second injury, Schneider and his staff made adjustments to see the team go 9-2 to close the regular season, including winning the last six straight. SFA overcame a five-game deficit in the Southland standings to tie for the regular season crown. Schneider guided the team to the championship game of the Southland Conference Tournament as well for the second time in his tenure. Awards came in for SFA in the 2013-14 season for Porsha Roberts.

Schneider saw his team's top player win Southland Conference Defensive Player of the Year and become the all-time blocks leader in SFA history. Roberts averaged 17.0 points per game and shot an impressive 56.3 percent from the field. Her shooting percentage improved during league play where she hit 58.7 percent of her shots. Roberts was named first team All-Southland Conference and receive all-tournament honors during the WBI. Roberts averaged 22.5 points during the run to the championship game of the tournament.

The turnaround at SFA happened quickly for Schneider. In just his second season at SFA, he guided the Ladyjacks to the Southland Conference Tournament Championship and a 23-win season. It was the most wins by a Ladyjack team since the 2005-06 season when SFA also won 23 games and just the fifth 20-win season this decade. The increase in 11 wins from the 2010-11 season (12) to 2011-12 (23) was tied for the sixth-biggest turnaround in the nation.

Schneider also oversaw the development of the 2011-12 Southland Conference Freshman of the Year, Porsha Roberts, and SLC Newcomer of the Year, Ashlee Mells.

In his first full season as head coach of the Ladyjack basketball program, Schneider led SFA to a 12-18 overall record and a 9-7 mark in conference play. The Ladyjacks clinched a trip to the Southland Conference Championship Tournament and nearly pulled off an upset of No. 3 Central Arkansas in the first round before falling 64-58.

Schneider also oversaw the development of senior guard Tammara Marion, who was named to the All-Southland Conference second team, led the Ladyjacks and was fourth in the league averaging 16 points per game for the season along with 3.2 rebounds and 3.2 assists. She also set the single-season record with 72 made three-point shots. The Ladyjacks also led the conference in offensive rebounding with 16.8 per game.

Schneider entered his second year with high expectations after assembling a signing class that's ranked 35th in the nation according to Premier Basketball Report, of which included four McDonald's All-American Nominees.

Schneider was named head coach of the Ladyjacks on April 20, 2010. Recognized as one of the top names at the NCAA Division II level, Schneider went to Nacogdoches after a highly successful 12-year stint at Emporia State.

The Canyon, Texas native is the second all-time winningest head coach at the NCAA Division II level. At Emporia State, Schneider guided the Lady Hornets to a 306-72 (.810) record, and the 2010 NCAA Division II National Championship. The school's all-time leader in wins and winning percentage, Schneider ranks among the all-time top 10 in fastest coaches to 100 victories, and third fastest among women's basketball coaches.

Schneider spent 12 seasons at ESU guiding the Lady Hornets to 11 NCAA Tournament appearances. During that stretch, Schneider's teams recorded two 30-win seasons and nine 20-win campaigns. Along with the 2010 national championship, Schneider coached ESU to four NCAA Division II South Central Regional titles, two Final Four appearances, six regular-season conference crowns and three league tournament titles.

Schneider made it tough on conference opponents during his time with the Lady Hornets winning 80 percent of those games. ESU posted a 173-43 (.801) record versus MIAA foes. The Lady Hornets were nearly unbeatable at home sporting a 143-14 (.917) record under Schneider. Schneider posted a 39-26 (.600) record against nationally ranked opponents, which included four wins over No. 1 ranked teams, and was 21-10 (.677) in the NCAA Tournament.

Schneider was the first MIAA rookie head coach to win both the MIAA regular-season and tournament titles. In 2006, the Kansas Basketball Coaches Association of four-year colleges voted Schneider as its coach of the year. He was also a three-time MIAA Coach of the Year.

The 2010 Bulletin Women's Basketball National Coach of the Year and the WBCA South Central Region Coach of the Year, Schneider's players have reaped the rewards of his guidance. He has coached seven All-Americans, including two NCAA Division II Player of the Year selections, 13 first-team All-MIAA honorees, eight conference MVPs and seven players have gone on to play professionally, including one in the WNBA.

Schneider is well respected for being able to attract some of the nation's top talent on the recruiting trail. During his time at Emporia State Schneider signed six NUCAA All-Americans and four high school All-Americans to play for the Lady Hornets.

Schneider was a 1995 honors graduate of Wayland Baptist. During his time at Wayland, Schneider was a four-year letterman in men's basketball and was the school's first-ever academic All-American, capturing the honor three times.

Schneider's father, Bob, was one of the most successful women's coaches at the NCAA Division II level, having served as the head coach at West Texas A&M from 1981-2006. They became the first father/son combination to take teams to the Elite Eight.

Schneider and his wife Ali, have two sons, Cash and Cole.

TOUGH AND TOGETHER

PATH TO KANSAS

2015-



Kansas
Head Coach

2010-15



Stephen F. Austin
Head Coach

1998-2010



Emporia State
Head Coach

1995-98



Emporia State
Assistant Coach

22

YEARS
EXPERIENCE

14

POSTSEASON
APPEARANCES

KANSAS' ALL-TIME BIG 12 TOURNAMENT RESULTS

BIG EIGHT CHAMPIONSHIP

1982-83 (1-1)

M10 . . . W, 94-82 Nebraska Norman, Okla. 1st Round
M11 . . . L, 74-75 Missouri Norman, Okla. Semifinals

1983-84 (0-1)

M6 . . . L, 63-66 Oklahoma Norman, Okla. 1st Round

1984-85 (1-1)

M5 . . . W, 100-84 Nebraska Lawrence, Kan. 1st Round
M8 . . . L, 69-79 Oklahoma Lawrence, Kan. Semifinals

1985-86 (0-1)

M5 . . . L, 65-69 Kansas State Lawrence, Kan. 1st Round

1986-87 (3-0) BIG EIGHT TOURNAMENT CHAMPIONS

F28 . . . W, 73-67 Iowa State Salina, Kan. 1st Round
M1 . . . W, 74-73 Nebraska Salina, Kan. Semifinals
M2 . . . W, 85-51 Kansas State Salina, Kan. Finals

1987-88 (3-0) BIG EIGHT TOURNAMENT CHAMPIONS

M5 . . . W, 67-66 Oklahoma Salina, Kan. 1st Round
M6 . . . W, 87-84 Nebraska Salina, Kan. Semifinals
M7 . . . W, 70-69 Colorado Salina, Kan. Finals

1988-89 (0-1)

M4 . . . L, 59-62 Oklahoma State Salina, Kan. 1st Round

1989-90 (0-1)

M3 . . . L, 66-66 Oklahoma State Salina, Kan. 1st Round

1990-91 (2-1)

M2 . . . W, 58-53 Nebraska Salina, Kan. 1st Round
M3 . . . W, 76-56 Colorado Salina, Kan. Semifinals
M4 . . . L, 63-74 Oklahoma State Salina, Kan. Finals

1991-92 (2-1)

M7 . . . W, 76-62 Iowa State Salina, Kan. 1st Round
M8 . . . W, 70-62 Oklahoma Salina, Kan. Semifinals
M9 . . . L, 53-70 Colorado Salina, Kan. Finals

1992-93 (3-0) BIG EIGHT TOURNAMENT CHAMPIONS

M6 . . . W, 63-56 Missouri Salina, Kan. 1st Round
M7 . . . W, 81-78* Colorado Salina, Kan. Semifinals
M8 . . . W, 64-60 Nebraska Salina, Kan. Finals

1993-94 (0-1)

M5 . . . L, 66-72 Missouri Salina, Kan. 1st Round

1994-95 (2-1)

M4 . . . W, 74-67 Missouri Salina, Kan. 1st Round
M5 . . . W, 88-81 Oklahoma Salina, Kan. Semifinals
M6 . . . L, 45-61 Colorado Salina, Kan. Finals

1995-96 (2-1)

M2 . . . W, 70-64 Kansas State Salina, Kan. 1st Round
M3 . . . W, 65-61 Nebraska Salina, Kan. Semifinals
M4 . . . L, 47-75 Colorado Salina, Kan. Finals



Marian Washington

BIG 12 CHAMPIONSHIP

1996-97 (1-1)

M5 . . . W, 66-54 Baylor Kansas City, Mo. Quarterfinals
M6 . . . L, 58-73 Kansas State Kansas City, Mo. Semifinals

1997-98 (2-1)

M4 . . . W, 50-46 Kansas State Kansas City, Mo. Quarterfinals
M5 . . . W, 70-65 Iowa State Kansas City, Mo. Semifinals
M7 . . . L, 53-71 Texas Tech Kansas City, Mo. Finals

1998-99 (1-1)

M3 . . . W, 59-53 Oklahoma State Kansas City, Mo. Quarterfinals
M4 . . . L, 64-79 Iowa State Kansas City, Mo. Semifinals

1999-2000 (0-1)

M8 . . . L, 67-80 Nebraska Kansas City, Mo. Quarterfinals

2000-01 (1-1)

M6 . . . W, 66-56 Oklahoma State Kansas City, Mo. 1st Round
M7 . . . L, 61-80 Oklahoma Kansas City, Mo. Quarterfinals

2001-02 (0-1)

M5 . . . L, 61-63 Texas Kansas City, Mo. 1st Round

2002-03 (1-1)

M11 . . W, 63-60 Iowa State Dallas, Texas 1st Round
M12 . . L, 56-87 Texas Dallas, Texas Quarterfinals

2003-04 (0-1)

M9 . . . L, 71-86 Baylor Dallas, Texas 1st Round

2004-05 (0-1)

M8 . . . L, 57-62 Missouri Kansas City, Mo. 1st Round

2005-06 (0-1)

M7 . . . L, 52-72 Kansas State Dallas, Texas 1st Round

2006-07 (1-1)

M6 . . . W, 71-62 Oklahoma State Oklahoma City, Okla. 1st Round
M7 . . . L, 71-54 Baylor Oklahoma City, Okla. Quarterfinals

2007-08 (1-1)

M11 . . W, 73-67 Nebraska Kansas City, Mo. 1st Round
M12 . . L, 82-62 Oklahoma State Kansas City, Mo. Quarterfinals

2008-09 (1-1)

M12 . . W, 61-56 Nebraska Oklahoma City, Okla. 1st Round
M13 . . L, 59-76 Oklahoma Oklahoma City, Okla. Quarterfinals

2009-10 (0-1)

M11 . . L, 69-76 Oklahoma State Kansas City, Mo. 1st Round

2010-11 (1-1)

M8 . . . W, 71-45 Colorado Kansas City, Mo. 1st Round
M9 . . . L, 51-86 Baylor Kansas City, Mo. Quarterfinals

2011-12 (0-1)

M8 . . . L, 63-78 Texas A&M Kansas City, Mo. Quarterfinals

2012-13 (1-1)

M8 . . . W, 83-61 TCU Dallas, Texas 1st Round
M9 . . . L, 62-77 Iowa State Dallas, Texas Quarterfinals

2013-14 (1-1)

M7 . . . W, 87-84* Kansas State Oklahoma City, Okla. 1st Round
M8 . . . L, 47-81 Baylor Oklahoma City, Okla. Quarterfinals

2014-15 (0-1)

M6 . . . L, 49-57 Kansas State Dallas, Texas 1st Round

2015-16 (1-1)

M4 . . . W, 81-64 TCU Oklahoma City, Okla. 1st Round
M5 . . . L, 50-66 Texas Oklahoma City, Okla. Quarterfinals

2016-17 (0-1)

M3 . . . L, 75-79 Oklahoma State Oklahoma City, Okla. 1st Round

2017-18 (0-1)

M2 . . . L, 72-63 Kansas State Oklahoma City, Okla. 1st Round

2018-19 (1-1)

M8 . . . W, 76-66 Oklahoma State Oklahoma City, Okla. 1st Round
M9 . . . L, 58-75 Iowa State Oklahoma City, Okla. Quarterfinals

* Denotes overtime periods

KANSAS' BIG 12 TOURNAMENT RECORDS



Chelsea Gardner

KANSAS

INDIVIDUAL

Points 31 by Carolyn Davis vs. Oklahoma State (3-11-10)
 Rebounds 19, 2x, last by Chelsea Gardner vs. TCU (3-8-13)
 Field Goals Made 12, 3x, last by Chelsea Gardner vs. Kansas State (3-7-14)
 Field Goals Attempted 23 by Chelsea Gardner vs. Kansas State (3-7-14)
 Field Goal Percentage 1.000 (5-5) by Taylor McIntosh vs. Nebraska (3-11-08)
 3-Point Field Goals Made 5 by Angie Halbleib vs. Baylor (3-5-97)
 3-Point Field Goals Attempted 10, 2x, last by Kylee Kopatich vs. Kansas State (3-2-18)
 3-Point FG Percentage 1.000 (3-3) by CeCe Harper vs. Kansas State (3-7-14)
 Free Throws Made 12 by Marija Zinic vs. Kansas State (3-7-06)
 Free Throws Attempted 12, 3x, last by Carolyn Davis vs. Oklahoma State (3-11-10)
 Free Throw Percentage 1.000 (10-10) by Jessica Washington vs. Oklahoma State (3-3-17)
 Blocked Shots 3, 6x, last by Bailey Helgren vs. Oklahoma State (3-8-19)
 Assists 9 by Angel Goodrich vs. Texas A&M (3-8-12)
 Steals 7 by Selena Scott vs. Texas (3-5-02)
 Minutes 45 by Natalie Knight vs. Kansas State (3-7-14)

TEAM

Points 87 vs. Kansas State (3-7-14)
 Points (half) 46 (2nd) vs. Oklahoma State (3-3-17)
 Rebounds 52 vs. Baylor (3-5-97)
 Field Goals Made 33 vs. Kansas State (3-7-14)
 Field Goals Attempted 68 vs. Baylor (3-5-97)
 Field Goal Percentage 54.7 (29-53) vs. TCU (3-4-16)
 3-Point Field Goals Made 8, 3x, last vs. Oklahoma State (3-8-19)
 3-Point Field Goals Attempted 23 vs. Kansas State (3-2-18)
 3-Point Field Goal Percentage 54.5 (6-11) vs. Colorado (3-8-11)
 Free Throws Made 18, 2x, last vs. Oklahoma State (3-3-17)
 Free Throws Attempted 26 vs. Oklahoma State (3-11-10)
 Free Throw Percentage 90.9 (10-11) vs. Oklahoma State (3-8-19)
 Blocked Shots 7, 3x, last vs. TCU (3-8-13)
 Assists 20, 2x, last vs. Kansas State (3-2-18)
 Steals 14 vs. Oklahoma State (3-3-99)
 Fouls 28 vs. Oklahoma State (3-3-17)

KANSAS OPPONENTS

INDIVIDUAL

Points 37 by Andrea Riley of Oklahoma State (3-11-10)
 Rebounds 18 by Mandy Coleman of Oklahoma State (3-3-17)
 Field Goals Made 12 by Stacy Stephens of Texas (3-11-03)
 Field Goals Attempted 30 by Andrea Riley of Oklahoma State (3-11-10)
 Field Goal Percentage 100.0 (6-6) by JoAnn Hamlin of Kansas State (3-7-06)
 3-Point Field Goals Made 5, 5x, last by Kayla Goth of Kansas State (3-2-18)
 3-Point Field Goals Attempted 13 by Stacy Frese of Iowa State (3-5-98)
 3-Point FG Percentage 1.000 (4-4) by Kala Bowers of Texas (3-5-02)
 Free Throws Made 12 by Andrea Riley of Oklahoma State (3-11-10)
 Free Throws Attempted 17 by Andrea Riley of Oklahoma State (3-11-10)
 Free Throw Percentage 91.7 (11-12) by Lindsey Wilson of Iowa State (3-11-03)
 Free Throw Percentage 1.000 (8-8) by Hallie Christofferson of Iowa State (3-9-13)
 Blocked Shots 6 by Courtney Paris of Oklahoma (3-13-09)
 Assists 10 by Nikki Moody of Iowa State (3-9-13)
 Steals 5, 2x, last by Ashia Woods of Kansas State (3-7-14)
 Minutes 42 by Leticia Romero of Kansas State (3-7-14)

TEAM

Points 87 by Texas (3-12-03)
 Points (half) 49 (2nd) by Iowa State (3-4-99)
 Rebounds 47 by Oklahoma State (3-11-10)
 Field Goals Made 36, 2x last by Baylor (3-9-11)
 Field Goals Attempted 68, 2x last by Kansas State (3-7-14)
 Field Goal Percentage 56.3 (36-64) by Baylor (3-9-11)
 3-Point Field Goals Made 11 by Kansas State (3-7-14)
 3-Point Field Goals Attempted 28 by Iowa State (3-5-98)
 3-Point Field Goal Percentage 70.0 (7-10) by Texas (3-5-02)
 Free Throws Made 23, 2x, last by Oklahoma State (3-8-19)
 Free Throws Attempted 33 by Oklahoma State (3-11-10)
 Free Throw Percentage 94.7 (18-19) by Iowa State (3-9-13)
 Blocked Shots 8 by Baylor (3-9-11)
 Assists 24 by Texas (3-12-03)
 Steals 13, 3x, last by Oklahoma State (3-3-17)
 Fouls 28 by Oklahoma State (3-3-17)

THIS DAY IN

KANSAS WOMEN'S BASKETBALL HISTORY

MARCH

12

Kansas is 3-2 all-time in games on March 12.

On Thursday, March 12, 2009 - Oklahoma native Sade Morris pumped in a career-best 24 points and Danielle McCray added 22 as the eighth-seeded University of Kansas women's basketball team topped ninth-seeded Nebraska, 61-56, in first round action at the 2009 Phillips 66 Big 12 Tournament.

TEAM NOTES

BIG 12 HIGHEST ACADEMIC HONOR

Along with Academic All-Big 12 honors, Ramalho is a recipient of the Dr. Gerald Lage Academic Achievement, the Big 12's its highest academic honor. Ramalho is among the record-breaking 22 Kansas student-athletes earning the accolade. Ramalho's recognition is a first for the program.

GRADES FIRST

Five Jayhawks collected Academic All-Big 12 honors with Senior Niccolly Ramalho highlighting the group. The liberal arts & sciences major is one of four among the Academic All-Big 12 Women's Basketball Team with a 4.00-grade point average. Joining Ramalho on the first -team were senior Mariane De Carvalho, junior Bailly Helgren and sophomore Anyia Thomas. Sophomore Brooklyn Mitchell was selected to the season-team.

UPSETS

Women's basketball recorded four conference wins on the season, which is a first under coach Brandon Schneider. Those wins were highlighted by victories over Texas Tech (67-50), Texas (82-67), Oklahoma (83-80) and Oklahoma State (77-69).

The win over Texas was a first since Jan 23, 2013.

HOW ABOUT THE KU BENCH

Kansas' has produced an average of 18.9 points (512 points) from it's reserves, while hold its opponents to an average 15.0 points (406). KU's bench has outscored its opponents' bench 19 times through out the season.

NATIONAL STAGE

Kansas was one of 10 teams in the nation with five players averaging in double-figures. KU has held on to having six players average double-digit points through its first 20 games.

WELCOME TO LAWRENCE, ERICA

Coach Brandon and staff recently announced the addition of ETSU transfer, Erica Haynes-Overton. She play four games at East Tennessee State where she posted a 41 point game on nationally ranked Tennessee in November.

Coach Brandon says, "Erica is an explosive athlete who is an elite, disruptive defender. Offensively, we love that she can get her own shot and plays with an aggressive, attacking mentality at all times. We're excited to add a player mid-year who will improve our roster and program."

Haynes-Overton is a guard who gets in done on both ends of the court as she has averaged double-figure scoring in her career as well as tabbed twice as Defensive player of the year in the SoCon Conference.

Due to NCAA guidelines, Haynes-Overton will sit out one year with eligibility beginning spring 2021. Haynes-Overton comes the KU as classified as a junior.

BIG 12 DEBUT

In her first Big 12 game, freshman guard Zakiyah Franklin paced the Jayhawks with 17 points on 8-of-19 (42.1%) shooting from the field. She also grabbed five rebounds and came away with two steals.

450 CLUB

With the 68-60 overtime victory over Saint Louis, head coach Brandon Schneider reached 450 wins as a head coach in his career.

ON ALL CYLINDERS

Through the first 20 games, six players were averaging double-figure points for the Jayhawks. Leading the way was sophomore Anyia Thomas with 12.0 points per game. She is followed by Tina Stephens (11.1), Mariane De Carvalho (10.8), Zakiyah Franklin (10.7), Holly

BIG 12 CONFERENCE

2019-20 STANDINGS

TEAM	BIG 12	PCT	OVERALL	PCT
Baylor	17-1	0.944	28-2	0.933
TCU	13-5	0.722	22-7	0.759
Texas	11-7	0.611	19-11	0.633
Iowa State	10-8	0.556	18-11	0.621
Kansas State	10-8	0.556	16-13	0.552
West Virginia	7-11	0.389	17-12	0.586
Texas Tech	7-11	0.389	18-11	0.621
Oklahoma State	6-12	0.333	15-15	0.500
Oklahoma	5-13	0.278	12-18	0.400
Kansas	4-14	0.222	15-14	0.517

2019-20 BIG 12 STAT LEADERS

SCORING	SCHOOL	PPG
ASHLEY JOENS	IOWA STATE	20.4
REBOUNDING	SCHOOL	RPG
NATASHA MACK	OKLAHOMA STATE	12.4
FIELD GOAL PERCENTAGE	SCHOOL	PCT.
NALYSSA SMITH	BAYLOR	.586
3-PT FIELD GOAL PERCENTAGE	SCHOOL	PCT.
TAYLOR ROBERTSON	OKLAHOMA	.425
ASSISTS	SCHOOL	APG
DIDI RICHARDS	BAYLOR	5.7
STEALS	SCHOOL	SPG
ANA LLANUSA	OU	2.2
BLOCKS	SCHOOL	BPG
BRITTANY BREWER	TEXAS TECH	4.3
MINUTES	SCHOOL	AVG/G
TAYLOR ROBERTSON	OKLAHOMA	37.7

2019-20 BIG 12 PRESEASON POLL

1.	Baylor (9)	81
2.	Texas (1)	71
3.	West Virginia	66
4.	Iowa State	49
5.	K-State	47
6.	Oklahoma State	39
7.	Oklahoma	34
8.	TCU	27
9.	Texas Tech	26
10.	Kansas	10



UP NEXT

BIG 12 CHAMPIONSHIP

MARCH 12-15, 2020
KANSAS CITY, MISSOURI
MUNICIPAL AUDITORIUM



ASSOCIATED PRESS [AP]

Through Games March 9, 2020

RK	Team	REC	PTS
1	South Carolina (27)	32-1	747
2	Oregon (3)	31-2	723
3	Baylor	28-2	668
4	Maryland	28-4	656
5	UConn	28-3	647
6	Louisville	28-4	588
7	Stanford	27-6	558
8	NC State	28-4	543
9	Mississippi State	27-6	502
10	UCLA	26-5	488
11	Gonzaga	28-2	452
12	Northwestern	26-4	384
13	Arizona	24-7	374
14	Oregon State	23-9	312
15	DePaul	27-5	283
16	Kentucky	22-8	276
17	South Dakota	28-2	253
18	Florida State	24-8	241
19	Texas A&M	22-8	239
20	Indiana	24-8	185
21	Iowa	23-7	172
22	Princeton	26-1	165
23	Missouri State	26-4	120
24	Arkansas	24-8	99
25	Arizona State	20-11	29

Others receiving votes: TCU 11, Ohio St. 10, Marquette 7, Boston College 6, Florida Gulf Coast 3, Rutgers 3, Iowa St. 2, Duke 2, Cent Michigan 1, Boise St. 1.

USA TODAY/WBCA COACHES POLL

Through Games March 9, 2020

RK	Team	REC	PTS
1	South Carolina (27)	32-1	795
2	Oregon (5)	31-2	771
3	Baylor	28-2	716
4	UConn	29-3	707
5	Maryland	28-4	681
6	Louisville	28-4	601
7	Stanford	27-6	591
8	NC State	28-4	571
9	UCLA	26-5	543
10	Mississippi State	27-6	524
11	South Dakota	29-2	425
12	Arizona	24-7	387
13	Gonzaga	28-3	373
14	DePaul	28-5	370
15	Northwestern	26-4	356
16	Oregon State	23-9	322
17	Princeton	26-1	288
18	Kentucky	22-8	236
19	Missouri State	26-4	224
20	Florida State	24-8	214
21	Texas A&M	22-8	174
22	Indiana	24-8	163
23	Iowa	23-7	126
24	Florida Gulf Coast	29-3	105
25	Arkansas	24-8	70

Schools Dropped out: No. 25 Arizona State.

Others receiving votes: TCU 19; Arizona State 11; Dayton 9; Marquette 7; James Madison 7; Central Michigan 7; Ohio State 3; Troy 1; Stony Brook 1; Rutgers 1; Duke 1.

2020 ALL-BIG 12 TEAM	ALL-BIG 12 SECOND TEAM
COACH OF THE YEAR	DiDi Richards, Baylor, G
Kim Mulkey, Baylor	Natasha Mack, Oklahoma State, F
	Kianna Ray, TCU, C
PLAYER OF THE YEAR	Sug Sutton, Texas, G
Lauren Cox, Baylor, F	Tynice Martin, West Virginia, G
DEFENSIVE PLAYER OF THE YEAR	ALL-BIG 12 HONORABLE MENTION
DiDi Richards, Baylor, G	Juicy Landrum (Baylor),
	Kristin Scott (Iowa State),
CO-NEWCOMER OF THE YEAR	Angela Harris (K-State),
Te'a Cooper, Baylor, G	Taylor Robertson (Oklahoma),
Natasha Mack, Oklahoma State, F	Jayde Woods (TCU),
	Joyner Holmes (Texas),
FRESHMAN OF THE YEAR	Chrislyn Carr (Texas Tech),
Ayoka Lee, Kansas State, C	Kysre Gondrezick (West Virginia),
	Kari Niblack (West Virginia).
SIXTH PLAYER AWARD	All-Defensive
Queen Egbo, Baylor, C	Lauren Cox, Baylor, F
	DiDi Richards, Baylor, G
ALL-BIG 12 TEAM	Natasha Mack, Oklahoma State, F
Lauren Cox, Baylor, F	Kianna Ray, TCU, G
Te'a Cooper, Baylor, G	Brittany Brewer, Texas Tech, F
Nalyssa Smith, Baylor, F	
Ashley Joens, Iowa State, G/F	All-Freshman
Ayoka Lee, K-State, C	Maggie Espenmiller-McGraw, Iowa
Peyton Williams, K-State, F	State, G
Vivian Gray, Oklahoma State, F	Zakiah Franklin, Kansas, G
Lauren Heard, TCU, G	Ayoka Lee, Kansas State, C
Charli Collier, Texas, F/C	Gabby Gregory, Oklahoma, G
Brittany Brewer, Texas Tech, C	Celeste Taylor, Texas, G

Kersgieter (10.6), and Brooklyn Mitchell (10.2).

DEFENSIVE HUSTLE

Kansas has locked in on the defensive side of the court, Through 15 games, the Jayhawks have forced its opponents to commit 18.2 turnovers per game along with 8.3 steals.

KU has also held its opponents to 38.5 percent shooting from the field and 28.8 percent from beyond the arc.

DROPPING DIMES

Kansas had a season high 22 assists against UML and in back-to-back games, Kansas has had every player that checked into the game score.

EFFORT IN THE PAINT

The Jayhawks had control down low against UML, scoring 50 points in the paint along with 45 rebounds, the most KU has recorded since grabbing 41 rebounds against Iowa State on March 4, 2019.

DOUBLE TROUBLE

Junior forward **Tina Stephens** has posted four double-doubles on the season. The first against UIC with 15 points and 10 rebounds, the second against UMass Lowell with 14 points and 11 rebounds, the third against FAU with 19 points and 15 rebounds, the fourth against Oklahoma with 11 points and 11 rebounds and the fifth against Oklahoma State 13 points and 12 rebounds.

Senior forward **Mariane De Carvalho** had a career-best game against UMass Lowell recording her first double-double in her Kansas career with 15 points and 10 rebounds. In her season debut, freshman guard **Holly Kersgieter** posted 24 points along with 10 points in the season opener against Indiana State, where the Jayhawks went on to win 84-72.

OVERSEAS FUTURE

Head coach **Brandon Schneider** and his staff announced Wednesday that three European four-star recruits have signed and submitted a National Letter of Intent for the 2020-21 season. Guard Mia Vuksic from Sibenik, Croatia, forward Ioanna Chatzileonti from Athens, Greece, and forward Katrine Jessen from Skovlunde, Denmark, will join the young KU roster and look to make an immediate impact.

HAWK TALK WITH BRANDON SCHNEIDER

Head coach **Brandon Schneider** will join the voice of Kansas women's basketball, Jimmy Chavez, for Hawk Talk, which airs on Thursdays from 6-7 p.m., at Henry T's Bar & Grill. Chavez will call all the action home and away for the Jayhawks during the 2019-20 campaign.

ROOKIE SEASON

Kansas has seven new faces to the 2019-20 roster including five freshmen (**Tamia Davis**, **Holly Kersgieter**, **Zakiah Franklin**, **Chandler Prater** and **Chisom Ajekwu**) and two transfers in **Emma Merriweather** and **Tina Stephens**.

NEW FACES ON THE BENCH

Kansas added **Larry Tidwell** as associate head coach and **Jhasmin Player** as an assistant this off season. Tidwell and Player fill vacancies left by Aqua Franklin and Jory Collins, who both became Division I head coaches this summer. Tidwell comes to Lawrence with over 25 years of coaching experience at Division I level, including 11 as a head coach. Player joins the Jayhawks after spending the 2018-19 season with

SUPERLATIVES

GAMES PLAYED/STARTED	2019-20	CAREER
Bailey Helgren	29-24	88-72
Aniya Thomas	29-28	58-39
Brooklyn Mitchell	29-18	58-18
Brittany Franklin	-	7-0
Niccolly Ramalho	21-1	40-1
Mariane De Carvalho	29-29	52-31
Holly Kersgieter	29-5	29-5
Zakiah Franklin	29-29	29-29
Tina Stephens	26-6	26-6
Tamia Davis	7-0	7-0
Chisom Ajekwu	5-0	5-0
Emma Merriweather	19-5	19-5

DOUBLE-DIGIT GAMES

POINTS	2019-20	CAREER
Mariane De Carvalho	15	17
Aniya Thomas	20	19
Bailey Helgren	-	1
Tina Stephens	15	15
Holly Kersgieter	13	13
Zakiah Franklin	20	20
Brooklyn Mitchell	10	9
Emma Merriweather	1	1

DOUBLE DIGIT REBOUNDS	2019-20	CAREER
Bailey Helgren	1	2
Tina Stephens	6	6
Mariane De Carvalho	1	1
Holly Kersgieter	1	1
Aniya Thomas	2	2

20+ POINTS	2019-20	CAREER
Holly Kersgieter	3	3
Brooklyn Mitchell	2	2
Zakiah Franklin	3	3
Aniya Thomas	4	4

30+ POINTS	2019-20	CAREER
-	-	-

8+ REBOUNDS	2019-20	CAREER
Bailey Helgren	4	9
Tina Stephens	8	8
Mariane De Carvalho	4	4
Holly Kersgieter	3	3
Aniya Thomas	3	3
Emma Merriweather	1	1

5+ ASSISTS	2019-20	CAREER
Zakiah Franklin	9	9
Brooklyn Mitchell	6	6

3+ BLOCKS	2019-20	CAREER
Bailey Helgren	3	3
Emma Merriweather	2	2

LAST TIME OUT...

KANSAS INDIVIDUAL

Scored 40 points	Vickie Adkins (41) vs. Texas A&M, 12/15/84
Scored 30 points	Jessica Washington (30) vs. George Mason, 11/21/18
Scored 25 points	Aniya Thomas (28) vs. TCU (2/8/2020)
Made 15 field goals	Carolyn Davis (15) vs. Texas Tech, 1/25/12
Made 10 field goals	Brooklyn Mitchell (10) at FAU, 11/30/19
Made 6 3-point field goals	Jessica Washington (6) vs. Baylor, 1/16/19
Made 15 free throws	Carolyn Davis (15) at Wisconsin, 11/2/10
Attempted 25 field goals	Jessica Washington (26) vs. Texas, 1/4/17
Attempted 10 3-point field goals	Aniya Thomas (10) vs. Wright State, 11/30/19
Attempted 15 free throws	Carolyn Davis (15) vs. Iowa State, 2/9/11
Had 20 rebounds	Chelsea Gardner (20) vs. West Virginia, 1/24/15
Had 15 rebounds	Tina Stephens (17) vs Iowa State, 3/3/20
Had 10 rebounds	Tina Stephens (12) vs. Oklahoma St, 2/29/20
Posted a double-double	Tina Stephens (12p,17r) vs Iowa State, 3/3/20
Posted a triple-double	Angela Aycock (25p, 10a, 10s) vs. Missouri, 2/26/95
Had 10 assists	Lauren Aldridge (10) at TCU, 2/17/15
Had 5 steals	Tina Stephens (6) at FAU, 1/30/19
Had 5 blocked shots	Bailey Helgren (5) vs. UMKC, 11/7/18

KANSAS TEAM

Scored 100 points	105 vs. Texas Southern, 12/12/13
Scored 90 points	90 at FAU, 11/30/19
Scored less than 50 points	42 vs Iowa State, 3/3/20
Scored less than 40 points	44 at Baylor, 2/5/20
Scored 50 points in a half	51 vs. Delaware State, 11/22/17
Scored less than 20 points in a half	18 Iowa State, 3/3/20
Made 50 field goals	50 vs. UNC-Ashville, 2/28/94
Made 40 field goals	40 vs. Newman, 12/9/12
Made 30 field goals	30 vs. Oklahoma, 2/2/20
Made 15 3-point field goals	--
Made 10 3-point field goals	10 vs. Texas State, 11/24/19
Made 30 free throws	32 vs. Oklahoma, 1/30/19
Made 20 free throws	21 at Oklahoma, 2/26/20
Had 60 rebounds	70 vs. Morgan State, 12/8/93
Had 50 rebounds	54 vs. UIC, 11/10/19
Had 40 rebounds	46 Iowa State, 3/3/20
Had 30 assists	32 vs. Maine, 12/1/10
Had 20 assists	23 vs Wofford, 12/30/19
Committed 10 or less turnovers	7 vs. Oklahoma St, 2/29/20
Committed 25 turnovers or more	26 at Oklahoma, 2/26/20
Had 20 steals	30 vs. Mississippi Valley State, 12/21/00
Had 15 steals	15 at Nebraska, 12/5/18
Had 10 blocked shots	11 vs. Kansas State, 2/25/15
Had 5 blocked shots	5 vs Iowa State, 3/3/20
Two players scored 30 points each	--
Three players scored 20 points each	vs. Oklahoma, 1/30/19
Four players scored 20 points each	C. Lyons (23), A. Richardson (20), K. Kopatich (20)
Two players scored 20 points each	vs. TCU (2/8/2020)
Six players scored in double-figures	Aniya Thomas (28) and Zakiyah Franklin (21)
Five players scored in double-figures	vs. Sam Houston State, 12/28/11
Four players scored in double-figures	C. Davis (21), A. Goodrich (14), A. Sutherland (12), N. Knight (12), M. Engelman (11) and C. Gardner (10)
Five players scored in double-figures	vs Wofford, 12/30/19
Four players scored in double-figures	Thomas (21), De Carvalho (16), Franklin (15), Stephens (11), Kersgieter (10)
Four players scored in double-figures	vs. Oklahoma St, 2/29/20
Four players scored in double-figures	H. Kersgieter (14), A. Thomas (10), Z. Franklin (23), T. Stephens (13)

OPPONENT INDIVIDUAL

Scored 40 points	Danielle Adams (40) vs. Texas A&M, 2/12/11
Scored 30 points	Taylor Robertson (31) vs. Oklahoma, 2/2/20
Scored 25 points	Vivian Gray (29) vs Oklahoma State, 2/29/20
Made 15 field goals	Aliyyah Handford (16) vs. St. John's, 12/6/15
Made 10 field goals	Peyton Williams (10) at Kansas Sate (3/8/2020)
Made 6 3-point field goals	Maggie Espenmiller McGraw (6) at Iowa State, 1/25/20
Made 10 free throws	Charli Collier (10) vs. Texas, 2/9/19
Attempted 25 field goals	Aliyyah Handford (25) vs. St. John's, 12/6/15
Attempted 10 3-point field goals	Chloe Wanink (10) vs Wofford, 12/30/19
Attempted 15 free throws	Nina Davis (16) vs. Baylor, 1/17/15
Had 20 rebounds	Ashley Joens (20)vs Iowa State, 3/3/20
Had 15 rebounds	Natasha Mack (15) vs Oklahoma State, 2/29/20
Had 10 rebounds	Ayoka Lee (14) at Kansas State, 3/8/20
Posted a double-double	at Kansas State, 3/8/20
Posted a triple-double	Ayoka Lee (17 pts, 14 rebs)
Had 10 assists	Amanda Zahui B. (11p, 11r, 10b), vs. Minnesota, 11/20/13
Had 5 steals	Mandy Simpson (12) vs. Oklahoma, 2/2/20
Had 5 blocked shots	Kirsten Deans (5) at WVU, 2/22/20
Had 5 blocked shots	Ines Nezerwa (6) vs Iowa State, 3/3/20

OPPONENT TEAM

Scored 100 points	103 at Oklahoma, 2/19/95
Scored 90 points	97 at Baylor, 2/5/20
Scored less than 50 points	48 vs Texas State, 11/24/19
Scored less than 40 points	37 at Kansas State 3/8/20
Scored 50 points in a half	51 vs. TCU 2/8/20
Scored less than 20 points in a half	13 vs. Vermont, 12/30/18
Made 50 field goals	--
Made 40 field goals	40 at Baylor, 2/5/20
Made 30 field goals	35 at Texas Tech 2/12/20
Made 15 3-point field goals	--
Made 10 3-point field goals	12 vs Iowa State, 3/3/20
Made 30 free throws	35 vs. Nebraska, 2/13/02
Made 20 free throws	20 at Kansas State, 3/8/20
Had 60 rebounds	62 vs. West Virginia, 1/18/17
Had 50 rebounds	58 vs Iowa State, 3/3/20
Had 40 rebounds	42 at Kansas State, 3/8/20
Had 30 assists	--
Had 20 assists	23 at Kansas State, 3/8/20
Committed 10 or less turnovers	9 at Kansas State, 3/8/20
Committed 25 turnovers or more	25 vs. Oklahoma, 2/2/20
Had 20 steals	21 at Wake Forest, 11/20/11
Had 15 steals	15 at Oklahoma, 2/26/20
Had 10 blocked shots	11 vs Iowa State, 3/3/20
Had 5 blocked shots	8 at Kansas, 2/29/20
Two players scored 30 points each	at Creighton, 12/22/89
Three players scored 20 points each	M. Sanford (30), K. Halligan (30)
Three players scored 20 points each	at Iowa State, 2/9/11
Two players scored 20 points each	K. Bolte (26), H. Christofferson (21) and C. Poppens (20)
Two players scored 20 points each	at Kansas, 2/29/20
Six players scored in double-figures	Natasha Mack (24), Vivian Gray (29)
Five players scored in double-figures	at Oklahoma, 1/24/18
Five players scored in double-figures	Llanusa (18), Pellington (17), Ortiz (17), Pierre-Loius (13), Manning (11) and Williams (10)
Five players scored in double-figures	at Kansas State 3/8/20
Four players scored in double-figures	P. Williams (24), A. Lee (17), C. Carr (12), J. Beard. (11), A. Harris (11)
Four players scored in double-figures	at Baylor, 2/5/20
Four players scored in double-figures	N. Smith (23), T. Cooper (15), M. Ursin (11), Egbo (10)

KANSAS' RECORD WHEN...

Leading after one quarter	9-7
Trailing after one quarter	5-6
Tied after one quarter	1-1
Leading at half	12-1
Trailing at half	2-12
Tied at half	1-1

Leading after three quarters	12-1
Trailing after three quarters	2-13
Tied after three quarters	1-0

Leading with 5:00 remaining in regulation	12-1
Trailing with 5:00 remaining in regulation	1-13
Tied with 5:00 remaining in regulation	2-0

Kansas out-rebounds opponents	11-4
Kansas is out-rebounded	3-9
Same amount of rebounds	1-1

Kansas commits more TOs	6-9
Opponent commits more TOs	8-5
Same amount of TOs	2-0

Kansas shoots 50 percent or better (FG)	5-1
Opponent shoots 50 percent or better (FG)	1-6

Kansas shoots 49 percent or less (FG)	10-13
Opponents shoots 49 percent or less (FG)	14-7

Kansas shoots better than opponent (FG)	13-1
Opponents shoots better than Kansas (FG)	2-13
Same shooting percentage (FG)	0-0

Kansas has more free-throw attempts	10-2
Opponents has more free-throw attempts	3-12
Same amount of free-throw attempts	2-0

Kansas bench outscores opponent bench	12-8
Opponent bench outscores Kansas bench	3-5
Benches score the same	0-1

Kansas scores less than 50	0-5
Kansas scores between 50-59	0-2
Kansas scores 60-69	5-3
Kansas scores 70-79	3-3
Kansas scores 80-89	5-1
Kansas scores 90-99	2-0
Kansas 100 or more	0-0

Opponent scores less than 50	3-0
Opponent scores between 50-59	2-0
Opponent scores 60-69	6-5
Opponent scores 70-79	8-0
Opponent scores 80-89	2-5
Opponent scores 90-99	0-3
Opponent 100 or more	0-0

In November	7-0
In December	4-0
In January	1-7
In February	3-5
In March	0-2
In April	0-0

On Monday	1-0
On Tuesday	0-1
On Wednesday	2-6
On Thursday	1-0
On Friday	1-0
On Saturday	4-4
On Sunday	6-3

MISCELLANEOUS STATS

STARTING LINEUP (3)

(W-L)	1	2	3	4	5
12-6 (1-6 Big 12)	Z. Franklin	Mitchell	Thomas	De Carvalho	Helgren
0-5 (0-5 Big 12)	Z. Franklin	Kersgieter	Thomas	De Carvalho	Helgren
3-1 (3-1 Big 12)	Z. Franklin	Thomas	De Carvalho	Stephens	Merriweather
0-1 (0-1 Big 12)	Z. Franklin	Ramhalho	De Carvalho	Stephens	Merriweather
0-1 (0-1 Big 12)	Z. Franklin	Thomas	De Carvalho	Stephens	Helgren

WIN/LOSS MARGIN

	1	2	3	4	5	6	7	8	9	10	11-15	16-29	30+
Wins	-	-	-	-	1	-	-	1	-	-	5	2	3
Losses	-	-	-	-	-	-	1	2	-	-	3	7	2

MOST FIRST QUARTER POINTS

Kansas	27	2x last Oklahoma St. (2.29.20)
Opponents	28	at Baylor (2.5.20)

FEWEST FIRST QUARTER POINTS

Kansas	6	at Iowa State (1.25.20)
Opponents	4	West Virginia (2.22.20)

LARGEST FIRST QUARTER LEAD

Kansas	16	vs. Oklahoma St. (2.29.20)
Opponents	21	at Baylor (2.5.20)

MOST SECOND QUARTER POINTS

Kansas	28	Oklahoma (2.2.20)
Opponents	34	TCU (2.8.20)

FEWEST SECOND QUARTER POINTS

Kansas	6	vs Baylor (1.15.20)
Opponents	8	2x last Texas (2.15.20)

MOST FIRST HALF POINTS

Kansas	49	Oklahoma (2.2.20)
Opponents	51	TCU (2.8.20)

FEWEST FIRST HALF POINTS

Kansas	15	vs Baylor (1.15.20)
Opponents	22	UMass Lowell (11.17.19)

LARGEST HALFTIME LEAD

Kansas	22	Oklahoma (2.2.20)
Opponents	35	Baylor (1.15.20)

MOST THIRD QUARTER POINTS

Kansas	33	UIC (11.10.19)
Opponents	32	at Baylor (2.5.20)

FEWEST THIRD QUARTER POINTS

Kansas	7	at Oklahoma State (1.4.20)
Opponents	6	UMass Lowell (11.17.19)

LARGEST THIRD QUARTER LEAD

Kansas	35	UIC (11.10.19)
Opponents	49	at Baylor (2.5.20)

MOST FOURTH QUARTER POINTS

Kansas	30	at Kansas State (3.8.20)
Opponents	27	at Kansas (2.29.20)

FEWEST FOURTH QUARTER POINTS

Kansas	6	vs West Virginia (1.15.20)
Opponents	8	Texas State (11.24.19)

MOST SECOND HALF POINTS

Kansas	52	UIC (11.10.19)
Opponents	51	at Baylor (2.5.20)

FEWEST SECOND HALF POINTS

Kansas	20	at Oklahoma State (1.4.20)
Opponents	22	UMass Lowell (11.17.19)

LARGEST MARGIN OF VICTORY

Kansas	39	UIC (11.10.19)
Opponents	53	at Baylor (2.5.20)

JUMP BALLS CONTROLLED (INCLUDES OT)

Kansas	15 (0)
Opponent	13 (1)

HOW KU SCORED FIRST POINTS

3-Pointer	7
Jump Shot	3
Lay-Up	18
Free Throw	2

WHO SCORED KU'S FIRST POINTS

Zakiah Franklin	2
Bailey Helgren	2
Aniya Thomas	10
Mariane De Carvalho	8
Brooklyn Mitchell	4
Tina Stephens	1
Holly Kersgieter	2

BENCH POINTS

Kansas	537 (18.5)
Opponents	414 (14.2)

DOUBLE-FIGURES SCORING

Mariane De Carvalho	15
Aniya Thomas	25
Zakiah Franklin	21
Brooklyn Mitchell	10
Tina Stephens	15
Holly Kersgieter	13
Emma Merriweather	1

DOUBLE-FIGURE REBOUNDING

Holly Kersgieter	1
Tina Stephens	6
Mariane De Carvalho	1
Bailey Helgren	1
Aniya Thomas	2

DOUBLE-DOUBLES

Holly Kersgieter	1
Tina Stephens	6
Mariane De Carvalho	1
Aniya Thomas	1

20- PLUS GAMES

Holly Kersgieter	3
Brooklyn Mitchell	2
Tina Stephens	1
Zakiah Franklin	3
Aniya Thomas	4

POINTS LEADER

Holly Kersgieter	4
Aniya Thomas	9
Mariane De Carvalho	4
Brooklyn Mitchell	5
Zakiah Franklin	7
Tina Stephens	3

3-POINTS LEADER

Holly Kersgieter	14
Zakiah Franklin	6
Aniya Thomas	11
Mariane De Carvalho	14
Brooklyn Mitchell	2
Tina Stephens	2
Niccolly Ramalho	1

REB LEADER

Holly Kersgieter	3
Tina Stephens	11
Mariane De Carvalho	9
Bailey Helgren	3
Aniya Thomas	4
Emma Merriweather	2

ASSIST LEADER

Mariane De Carvalho	3
Zakiah Franklin	16
Holly Kersgieter	5

Brooklyn Mitchell	8
Aniya Thomas	5
Bailey Helgren	2
Niccolly Ramalho	2
Tina Stephens	2

STEALS LEADER

Mariane De Carvalho	4
Zakiah Franklin	7
Aniya Thomas	11
Tina Stephens	6
Holly Kersgieter	4
Brooklyn Mitchell	2
Bailey Helgren	1
Emma Merriweather	1
Niccolly Ramalho	1

BLOCKS LEADER

Mariane De Carvalho	7
Brooklyn Mitchell	5
Bailey Helgren	12
Aniya Thomas	4
Tina Stephens	3
Holly Kersgieter	5
Emma Merriweather	7
Zakiah Franklin	4

FTs IN THE FINAL 5 MINUTES (INCLUDES OT)

Zakiah Franklin	44-51
Mariane De Carvalho	8-13
Brooklyn Mitchell	5-12
Aniya Thomas	15-17
Holly Kersgieter	5-9
Bailey Helgren	1-2
Tina Stephens	22-28
Emma Merriweather	4-7



TINA STEPHENS

JUNIOR • FORWARD • 6-2 • PALMETTO, FLA. • PALMETTO HS

SEASON STATS

PPG	RPG	BPG	FG%	3FG%	FT%
10.2	7.2	0.2	46.7%	25.0%	59.6%

LAST GAME PLAYED

Kansas State (3.8.2020)

MIN	PTS	REBS	ASTS	BLKS	STLS
28	6	5	4	-	3

Played two seasons at Florida Southwestern College ... Ranked No. 24 overall and eighth for her position in the 2019 signing class by Dan Olson Collegiate Girls Report ... Earned First-Team All-America honors in 2019 ... Two-time Sunflower Conference Player of the Year ... Named First Team All-Region 8 twice ... Averaged 20.1 points and 7.2 rebounds per game as a sophomore ... Set the single-season record for scoring with 527 points.

CAREER HIGHS

Points:	20, at Iowa St. -- 01/25/20
Rebounds:	17 [t-5th], Iowa St. -- 03/03/20
Assists:	4, at Kansas State -- 03/03/20
Steals:	6, at Fla. Atlantic -- 11/30/19
Blocks:	2, TCU -- 02/08/20
FG made:	8, 2x last at Iowa St. -- 01/25/20
FG attempts:	17, at Iowa St. -- 01/25/20
3FG made:	1, 4 times
3FG attempts:	2, 4 times
FT made:	8, Texas -- 02/15/20
FT attempts:	9, Texas -- 02/15/20

MISCELLANEOUS

Had a Double-Double	7
Scored 10+ Points	15
Scored 20+ Points	1
Led in KU in scoring	3
Led KU in Rebounding	5
Led KU in Blocks	1
Led KU in Steals	5
Had 3+ Blocks	-
Had 3+ Steals	5

2019-20 GAME-BY-GAME

Opponent	Date	GS	MIN	Total		3-Pointers		Free throws		Rebounds				PF	A	T/O	BLK	STL	PTS	AVG
				FG-FGA	PCT	3FG-3FGA	PCT	FT-FTA	PCT	OFF	DEF	TOT	AVG							
Indiana St.	11/07/2019		15:26	1-1	1.000	0-0	.000	1-5	.200	1	1	2	2.0	0	0	1	0	0	3	3.0
UIC	11/10/2019		24:13	6-12	.500	0-1	.000	3-7	.429	2	8	10	6.0	1	1	3	1	1	15	9.0
Omaha	11/13/2019		18:40	2-8	.250	0-2	.000	2-4	.500	4	2	6	6.0	1	1	2	0	2	6	8.0
UMass Lowell	11/17/2019		22:20	6-9	.667	0-0	.000	2-4	.500	2	9	11	7.3	4	1	1	0	2	14	9.5
Texas St.	11/24/2019		25:00	3-6	.500	0-0	.000	0-1	.000	3	7	10	7.8	4	1	1	0	1	6	8.8
vs Wright St.	11/29/2019		26:00	3-6	.500	0-0	.000	2-5	.400	5	4	9	8.0	0	3	1	1	1	8	8.7
at Fla. Atlantic	11/30/2019		33:00	8-11	.727	0-0	.000	3-7	.429	7	8	15	9.0	4	2	2	0	6	19	10.1
Florida	12/08/2019		26:34	6-8	.750	0-0	.000	4-8	.500	0	4	4	8.4	0	2	1	0	2	16	10.9
Saint Mary's (CA)	12/15/2019		24:11	5-8	.625	0-1	.000	3-5	.600	2	3	5	8.0	0	2	0	0	1	13	11.1
at Saint Louis	12/22/2019		28:16	2-7	.286	0-1	.000	1-2	.500	0	3	3	7.5	4	0	4	0	0	5	10.5
Wofford	12/30/2019		27:31	5-11	.455	0-2	.000	0-1	.000	2	5	7	7.5	1	0	2	0	1	10	10.5
at Oklahoma St.	01/04/2020		23:12	1-7	.143	0-0	.000	5-6	.833	4	1	5	7.3	1	1	2	0	2	7	10.2
Texas Tech	01/18/2020		16:00	6-10	.600	0-0	.000	2-2	1.000	0	3	3	6.9	4	1	2	0	0	14	10.5
at Texas	01/22/2020		23:42	5-11	.455	0-0	.000	1-2	.500	3	4	7	6.9	4	3	0	0	1	11	10.5
at Iowa St.	01/25/2020		19:05	8-17	.471	1-2	.500	3-6	.500	2	7	9	7.1	3	1	6	0	0	20	11.1
Kansas St.	01/29/2020		24:53	2-6	.333	1-1	1.000	5-6	.833	2	0	2	6.8	4	0	2	1	2	10	11.1
Oklahoma	02/02/2020		24:00	4-5	.800	0-0	.000	2-3	.667	2	4	6	6.7	1	0	3	0	3	10	11.0
at Baylor	02/05/2020		25:25	3-8	.375	0-1	.000	0-0	.000	0	4	4	6.6	3	1	4	1	2	6	10.7
TCU	02/08/2020		18:46	4-7	.571	0-0	.000	0-0	.000	2	1	3	6.4	2	2	1	2	3	8	10.6
at Texas Tech	02/12/2020		21:29	0-4	.000	0-0	.000	4-4	1.000	1	4	5	6.3	2	0	2	0	2	4	10.3
Texas	02/15/2020	*	28:05	3-7	.429	0-0	.000	8-9	.889	2	8	10	6.5	1	2	2	0	1	14	10.4
at West Virginia	02/22/2020	*	25:15	0-5	.000	0-0	.000	4-6	.667	2	5	7	6.5	2	1	4	0	2	4	10.1
at Oklahoma	02/26/2020	*	25:55	3-6	.500	0-0	.000	5-6	.833	1	10	11	6.7	3	1	4	0	4	11	10.2
Oklahoma St.	02/29/2020	*	26:11	5-12	.417	1-1	1.000	2-7	.286	3	9	12	6.9	0	1	0	0	1	13	10.3
Iowa St.	03/03/2020	*	33:09	4-12	.333	1-2	.500	3-3	1.000	3	14	17	7.3	3	0	1	0	1	12	10.4
at Kansas St.	03/08/2020	*	28:56	3-6	.500	0-2	.000	0-0	.000	1	4	5	7.2	1	4	4	0	3	6	10.2
Totals			6: 635:14	98-210	.467	4-16	.250	65-109	.596	56	132	188	7.2	53	31	55	6	44	265	10.2

Player Averages

Games Played	Minutes/game	Points/game	FG Pct	3FG Pct	FT Pct	Rebounds/game	Assists/game	Turnovers/game	Assist/Turnover ratio	Steals/game	Blocks/game
26	24.4	10.2	46.7	25.0	59.6	7.2	1.2	2.1	0.6	1.7	0.2

CAREER STATISTICS

				Field Goals		3-Point		F-Throws		Rebounds				Scoring						
SEASON	TEAM	GP-GS	MIN/AVG	FG-FGA	FG%	3FG-FGA	3FG%	FT-FTA	FT%	OFF	DEF	TOT	AVG	PF-FO	AST	TO	BLK	STL	PTS	AVG
2019-20	KU	26-6	635/24.4	98-210	.467	4-16	.250	65-109	.596	56	132	188	7.2	53-0	31	55	6	44	265	10.2
TOTAL		26-6	635/24.4	98-210	.467	4-16	.250	65-109	.596	56	132	188	7.2	53-0	31	55	6	44	265	10.2



TAMIA DAVIS

FRESHMAN • GUARD • 5-7 • RALEIGH, N.C. • SE RALEIGH HS

SEASON STATS

PPG	RPG	BPG	FG%	3FG%	FT%
1.3	0.8	-	25%	33.3%	100%

LAST GAME PLAYED at Iowa State (1/25/20)

MIN	PTS	REBS	ASTS	BLKS	STLS
-	-	1	-	-	-

Prepped at Raleigh Southeast High School, earning letters in basketball ... Ranked No. 44 overall in the 2019 signing class by ASGR Girls Basketball Report ... Earned first-team all-conference honors three times ... Helped SERHS to Class 4A Championship, finishing runner up with a 30-1 record.

CAREER HIGHS

Points:	5, UIC -- 11/10/19
Rebounds:	3, UIC -- 11/10/19
Assists:	1, UIC -- 11/10/19 ; Wofford -- 12/30/19
Steals:	1, UIC -- 11/10/19 ; at Fla. Atlantic -- 11/30/19
FG made:	1, UIC -- 11/10/19 ; UMass Lowell -- 11/17/19
FG attempts:	3, UIC -- 11/10/19
3FG made:	1, UIC -- 11/10/19 ; UMass Lowell -- 11/17/19
3FG attempts:	2, Indiana St. -- 11/07/19 ; UIC -- 11/10/19
FT made:	2, UIC -- 11/10/19
FT attempts:	2, UIC -- 11/10/19

MISCELLANEOUS

Had a Double-Double	-
Scored 10+ Points	-
Scored 20+ Points	-
Led in KU in scoring	-
Led KU in Rebounding	-
Led KU in Blocks	-
Led KU in Steals	-
Had 3+ Blocks	-
Had 3+ Steals	-

2019-20 GAME-BY-GAME

Opponent	Date	GS	MIN	Total		3-Pointers		Free throws		Rebounds				PF	A	T/O	BLK	STL	PTS	AVG
				FG-FGA	PCT	3FG-3FGA	PCT	FT-FTA	PCT	OFF	DEF	TOT	AVG							
Indiana St.	11/07/2019		03:12	0-2	.000	0-2	.000	0-0	.000	0	1	1	1.0	1	0	0	0	0	0	0.0
UIC	11/10/2019		07:05	1-3	.333	1-2	.500	2-2	1.000	1	2	3	2.0	1	1	0	0	1	5	2.5
UMass Lowell	11/17/2019		05:05	1-2	.500	1-1	1.000	0-0	.000	0	0	0	1.3	0	0	0	0	0	3	2.7
at Fla. Atlantic	11/30/2019		06:00	0-1	.000	0-1	.000	0-0	.000	0	0	0	1.0	1	0	0	0	1	0	2.0
Wofford	12/30/2019		01:34	0-0	.000	0-0	.000	0-0	.000	0	0	0	0.8	0	1	0	0	0	0	1.6
at Iowa St.	01/25/2020		01:44	0-0	.000	0-0	.000	0-0	.000	1	0	1	0.8	0	0	0	0	0	0	1.3
Totals		0	24:40	2-8	.250	2-6	.333	2-2	1.000	2	3	5	0.8	3	2	0	0	2	8	1.3

Player Averages

Games Played	Minutes/ game	Points/ game	FG Pct	3FG Pct	FT Pct	Rebounds/ game	Assists/ game	Turnovers/ game	Assist/Turnover ratio	Steals/ game	Blocks/ game
6	4.1	1.3	25.0	33.3	100.0	0.8	0.3	0.0	2.0	0.3	0.0

CAREER STATISTICS

				Field Goals		3-Point		F-Throws		Rebounds				Scoring						
SEASON	TEAM	GP-GS	MIN/AVG	FG-FGA	FG%	3FG-FGA	3FG%	FT-FTA	FT%	OFF	DEF	TOT	AVG	PF-FO	AST	TO	BLK	STL	PTS	AVG
2019-20	KU	6-0	25/4.1	2-8	.250	2-6	.333	2-2	1.000	2	3	5	0.8	3-0	2	0	0	2	8	1.3
TOTAL		6-0	25/4.1	2-8	.250	2-6	.333	2-2	1.000	2	3	5	0.8	3-0	2	0	0	2	8	1.3



MARIANE DE CARVALHO

SENIOR • FORWARD • 6-2 • ARARAQUARA, BRAZIL • HIGHLAND CC

SEASON STATS

LAST GAME PLAYED Kansas State (3.8.2020)

PPG	RPG	BPG	FG%	3FG%	FT%	MIN	PTS	REBS	ASTS	BLKS	STLS
10.4	5.1	0.3	41.1%	30.4%	58.8%	22	9	5	1	-	1

2018-19: Appeared in 23 games this season, making two starts ... Averaged 15.1 minutes ... Totaled 123 points, averaging 5.3 points ... Notched double-figure scoring efforts five times this season ... Shot 29 percent from the field, 31.1 percent from long range and 70.6 percent from the free throw line ... Scored a career-high 12 points against Iona (11/25) ... Grabbed 60 rebounds, averaged 2.6 ... Recorded a career-best seven boards at Baylor (2/20) ... Blocked two shots on the season ... Recorded a career-high two steals against LSU (11/29).



CAREER HIGHS

Points:	19, Texas St. -- 11/24/19
Rebounds:	10, UMass Lowell -- 11/17/19
Assists:	4, Wofford -- 12/30/19
Steals:	3, 3x last at West Virginia -- 02/22/20
Blocks:	2, Oklahoma -- 02/02/20 ; Omaha -- 11/13/19
FG made:	8, Wofford -- 12/30/19
FG attempts:	15, Iowa St. -- 03/03/20
3FG made:	5, Texas St. -- 11/24/19
3FG attempts:	10, at Nebraska -- 12/05/18
FT made:	6, at Oklahoma -- 02/26/20
FT attempts:	8, Indiana St. -- 11/07/19 ; UIC -- 11/10/19

MISCELLANEOUS

Had a Double-Double	1
Scored 10+ Points	14
Scored 20+ Points	-
Led in KU in scoring	4
Led KU in Rebounding	12
Led KU in Blocks	3
Led KU in Steals	3
Had 3+ Blocks	1
Had 3+ Steals	3

2019-20 GAME-BY-GAME

Opponent	Date	GS	MIN	Total FG-FGA	PCT	3-Pointers 3FG-3FGA	PCT	Free throws FT-FTA	PCT	Rebounds OFF DEF TOT	AVG	PF	A	T/O	BLK	STL	PTS	AVG			
Indiana St.	11/07/2019	*	37:01	5-10	.500	0-3	.000	5-8	.625	2	3	5	5.0	2	3	1	0	3	15.0		
UIC	11/10/2019	*	26:01	4-12	.333	0-3	.000	5-8	.625	3	4	7	6.0	2	0	1	0	2	13.0		
Omaha	11/13/2019	*	29:56	4-14	.286	1-5	.200	0-0	.000	3	2	5	5.7	0	0	0	2	9	12.3		
UMass Lowell	11/17/2019	*	32:25	7-13	.538	1-3	.333	0-0	.000	2	8	10	6.8	3	3	4	0	3	15.0		
Texas St.	11/24/2019	*	25:59	7-14	.500	5-9	.556	0-3	.000	1	3	4	6.2	2	2	1	1	19	14.2		
vs Wright St.	11/29/2019	*	18:00	3-9	.333	1-5	.200	1-2	.500	1	1	2	5.5	3	0	1	0	8	13.2		
at Fla. Atlantic	11/30/2019	*	21:00	1-10	.100	0-5	.000	0-0	.000	2	3	5	5.4	3	1	4	0	2	11.6		
Florida	12/08/2019	*	30:19	3-5	.600	1-3	.333	0-0	.000	3	6	9	5.9	1	0	2	0	7	11.0		
Saint Mary's (CA)	12/15/2019	*	31:38	6-12	.500	3-6	.500	1-2	.500	1	7	8	6.1	1	1	0	1	16	11.6		
at Saint Louis	12/22/2019	*	37:23	1-4	.250	1-2	.500	1-2	.500	3	3	6	6.1	1	1	0	1	0	4	10.8	
Wofford	12/30/2019	*	25:48	8-10	.800	2-2	1.000	0-1	.000	3	4	7	6.2	3	4	0	0	18	11.5		
at Oklahoma St.	01/04/2020	*	26:46	4-7	.571	1-4	.250	0-0	.000	1	5	6	6.2	2	0	1	0	2	9	11.3	
West Virginia	01/08/2020	*	32:30	5-12	.417	2-7	.286	0-0	.000	1	6	7	6.2	4	0	1	0	1	12	11.3	
at TCU	01/12/2020	*	34:05	0-4	.000	0-2	.000	0-0	.000	3	6	9	6.4	0	0	0	0	0	10.5		
Baylor	01/15/2020	*	32:34	4-12	.333	1-6	.167	2-2	1.000	1	5	6	6.4	5	1	4	0	1	11	10.5	
Texas Tech	01/18/2020	*	27:26	6-14	.429	2-6	.333	2-3	.667	0	3	3	6.2	2	0	0	0	2	16	10.9	
at Texas	01/22/2020	*	19:28	3-7	.429	2-3	.667	0-2	.000	0	2	2	5.9	1	0	0	0	8	10.7		
at Iowa St.	01/25/2020	*	24:31	6-11	.545	1-3	.333	2-2	1.000	2	2	4	5.8	3	1	0	1	0	15	10.9	
Kansas St.	01/29/2020	*	26:09	3-11	.273	3-9	.333	0-0	.000	1	1	2	5.6	3	1	2	0	1	9	10.8	
Oklahoma	02/02/2020	*	33:22	5-10	.500	4-7	.571	3-4	.750	2	5	7	5.7	3	1	3	2	2	17	11.2	
at Baylor	02/05/2020	*	24:10	1-5	.200	1-5	.200	0-0	.000	0	0	0	5.4	1	0	4	0	1	3	10.8	
TCU	02/08/2020	*	28:00	2-7	.286	1-6	.167	0-0	.000	0	6	6	5.5	1	1	2	0	0	5	10.5	
at Texas Tech	02/12/2020	*	26:12	4-13	.308	2-7	.286	0-0	.000	3	2	5	5.4	1	2	1	0	0	10	10.5	
Texas	02/15/2020	*	29:55	5-9	.556	1-4	.250	1-2	.500	0	6	6	5.5	2	1	0	0	1	12	10.5	
at West Virginia	02/22/2020	*	26:32	4-7	.571	2-4	.500	0-0	.000	1	5	6	5.5	3	2	1	0	3	10	10.5	
at Oklahoma	02/26/2020	*	29:18	4-9	.444	2-6	.333	6-6	1.000	0	2	2	5.3	3	1	2	1	1	16	10.7	
Oklahoma St.	02/29/2020	*	33:59	2-6	.333	1-4	.250	0-0	.000	2	3	5	5.3	2	1	1	1	1	5	10.5	
Iowa St.	03/03/2020	*	26:09	4-15	.267	1-6	.167	0-2	.000	1	3	4	5.3	1	1	0	0	1	9	10.5	
at Kansas St.	03/08/2020	*	22:35	4-8	.500	0-3	.000	1-2	.500	0	1	1	5.1	3	1	2	0	1	9	10.4	
Totals			29	819:12	115-280	.411	42-138	.304	30-51	.588	42	107	149	5.1	61	29	38	10	29	302	10.4

Player Averages

Games Played	Minutes/game	Points/game	FG Pct	3FG Pct	FT Pct	Rebounds/game	Assists/game	Turnovers/game	Assist/Turnover ratio	Steals/game	Blocks/game
29	28.2	10.4	41.1	30.4	58.8	5.1	1.0	1.3	0.8	1.0	0.3

CAREER STATISTICS

				Field Goals		3-Point		F-Throws		Rebounds										Scoring	
SEASON	TEAM	GP-GS	MIN/AVG	FG-FGA	FG%	3FG-FGA	3FG%	FT-FTA	FT%	OFF	DEF	TOT	AVG	PF-FO	AST	TO	BLK	STL	PTS	AVG	
2018-19	KU	23-2	349/15.2	38-131	.290	23-74	.311	24-34	.706	18	42	60	2.6	28-0	12	21	2	11	123	5.3	
2019-20	KU	29-29	819/28.2	115-280	.411	42-138	.304	30-51	.588	42	107	149	5.1	61-1	29	38	10	29	302	10.4	
TOTAL		52-31	1168/22.5	153-411	.372	65-212	.307	54-85	.635	60	149	209	4.0	89-1	41	59	12	40	425	8.2	



ANIYA THOMAS

SOPHOMORE • GUARD • 5-7 • DUNCANVILLE, TEXAS • DUNCANVILLE HS

SEASON STATS

PPG	RPG	BPG	FG%	3FG%	FT%
12.6	4.0	0.2	38.6%	29.9%	77.6%

LAST GAME PLAYED Kansas State (3.8.2020)

MIN	PTS	REBS	ASTS	BLKS	STLS
32	10	2	3	1	2

2018-19: Appeared in 29 games and made 11 starts as a freshman ... Netted 139 points, averaging 4.8 per game ... Tallied 33 rebounds, 22 assists and 22 steals ... Registered seven double-digit scoring efforts, including four of the last six games of the season ... Scored a career-high 17 points against Oral Roberts (11/13) ... Netted a career-best seven field goals against Oral Roberts (11/13) ... Shot 70 percent (7-of-10) from the floor against Oral Roberts (11/13) ... Recorded a career-high four steals against TCU (2/27)... Recorded a career-best two assists against Alabama A&M (11/18), Oklahoma (2/13) and TCU (2/27) ... Grabbed a career-best and game-high five rebounds against Baylor (1/16).

CAREER HIGHS

Points:	28, TCU -- 02/08/20
Rebounds:	10, 2x last at Texas Tech -- 02/12/20
Assists:	5, vs Wright State -- 11/29/19
Steals:	4, 4 times
Blocks:	1, 7 times
FG made:	9, TCU -- 02/08/20 ; Texas -- 02/15/20
FG attempts:	17, 3x last at Texas -- 01/22/20
3FG made:	4, 5 times
3FG attempts:	10, at Fla. Atlantic -- 11/30/19
FT made:	9, at Oklahoma -- 02/26/20
FT attempts:	10, 2x last at Oklahoma -- 02/26/20

MISCELLANEOUS

Had a Double-Double	1
Scored 10+ Points	19
Scored 20+ Points	4
Led in KU in scoring	9
Led KU in Rebounding	2
Led KU in Asts	1
Led KU in Steals	6
Had 3+ Ast	5
Had 3+ Steals	5

2019-20 GAME-BY-GAME

Opponent	Date	GS	MIN	Total		3-Pointers		Free throws		Rebounds				PF	A	T/O	BLK	STL	PTS	AVG	
				FG-FA	PCT	3FG-3FA	PCT	FT-FTA	PCT	OFF	DEF	TOT	AVG								
Indiana St.	11/07/2019	*	08:18	2-3	.667	0-0	.000	1-1	1.000	0	0	0	0.0	5	2	2	0	0	5	5.0	
UIC	11/10/2019	*	22:56	6-11	.545	3-8	.375	2-2	1.000	2	4	6	3.0	3	4	1	0	2	17	11.0	
Omaha	11/13/2019	*	25:05	3-11	.273	0-1	.000	3-6	.500	3	1	4	3.3	4	1	1	0	3	9	10.3	
UMass Lowell	11/17/2019	*	19:54	6-9	.667	3-6	.500	0-0	.000	0	2	2	3.0	3	1	3	0	1	15	11.5	
Texas St.	11/24/2019	*	28:35	4-10	.400	2-5	.400	1-2	.500	1	4	5	3.4	0	1	0	1	1	11	11.4	
vs Wright St.	11/29/2019	*	34:00	4-10	.400	0-4	.000	7-10	.700	0	3	3	3.3	3	5	5	0	3	15	12.0	
at Fla. Atlantic	11/30/2019	*	31:00	7-17	.412	4-10	.400	1-1	1.000	2	5	7	3.9	3	1	1	0	4	19	13.0	
Florida	12/08/2019	*	32:17	3-8	.375	1-3	.333	3-3	1.000	0	1	1	3.5	1	2	2	0	1	10	12.6	
Saint Mary's (CA)	12/15/2019	*	33:43	4-8	.500	2-4	.500	3-4	.750	0	1	1	3.2	2	2	2	0	2	13	12.7	
at Saint Louis	12/22/2019	*	40:29	5-14	.357	1-5	.200	4-4	1.000	4	2	6	3.5	3	2	1	1	2	15	12.9	
Wofford	12/30/2019	*	32:59	3-14	.214	1-7	.143	3-4	.750	2	4	6	3.7	2	2	1	0	4	10	12.6	
at Oklahoma St.	01/04/2020	*	34:25	1-11	.091	1-4	.250	0-0	.000	0	3	3	3.7	3	2	3	1	2	3	11.8	
West Virginia	01/08/2020	*	32:33	3-15	.200	2-7	.286	4-4	1.000	2	3	5	3.8	3	1	1	0	1	12	11.8	
at TCU	01/12/2020	*	33:11	6-17	.353	1-6	.167	1-2	.500	0	2	2	3.6	5	3	4	0	2	14	12.0	
Baylor	01/15/2020	*	32:50	5-9	.556	0-2	.000	3-6	.500	0	3	3	3.6	2	0	3	0	2	13	12.1	
Texas Tech	01/18/2020	*	37:08	4-10	.400	1-5	.200	0-0	.000	0	9	9	3.9	2	4	2	1	2	9	11.9	
at Texas	01/22/2020	*	34:24	8-17	.471	4-6	.667	1-1	1.000	1	2	3	3.9	3	4	1	1	2	21	12.4	
at Iowa St.	01/25/2020	*	29:52	3-10	.300	1-4	.250	2-2	1.000	0	4	4	3.9	1	4	1	0	2	9	12.2	
Kansas St.	01/29/2020	*	31:05	4-10	.400	0-3	.000	0-1	.000	0	10	10	4.2	2	3	3	0	3	8	12.0	
Oklahoma	02/02/2020	*	38:36	0-8	.000	0-4	.000	0-0	.000	2	0	2	4.1	4	4	2	0	2	0	11.4	
at Baylor	02/05/2020	*	28:12	5-9	.556	4-7	.571	5-6	.833	1	1	2	4.0	2	0	2	0	3	19	11.8	
TCU	02/08/2020	*	34:44	9-15	.600	4-9	.444	6-6	1.000	1	0	1	3.9	2	4	2	0	1	28	12.5	
at Texas Tech	02/12/2020	*	37:47	5-14	.357	3-9	.333	0-0	.000	0	10	10	4.1	3	3	2	0	2	13	12.5	
Texas	02/15/2020	*	35:40	9-13	.692	0-3	.000	3-4	.750	1	3	4	4.1	3	2	4	0	1	21	12.9	
at West Virginia	02/22/2020	*	22:56	3-10	.300	2-8	.250	2-2	1.000	0	2	2	4.0	4	1	5	0	0	10	12.8	
at Oklahoma	02/26/2020	*	34:10	5-14	.357	2-5	.400	9-10	.900	1	2	3	4.0	3	1	0	0	2	21	13.1	
Oklahoma St.	02/29/2020	*	34:06	4-9	.444	1-4	.250	1-2	.500	0	6	6	4.1	1	4	1	0	4	10	13.0	
Iowa St.	03/03/2020	*	31:05	2-7	.286	0-2	.000	0-0	.000	0	4	4	4.1	2	0	1	0	1	4	12.6	
at Kansas St.	03/08/2020	*	32:55	4-16	.250	1-6	.167	1-2	.500	1	1	2	4.0	2	3	2	1	2	10	12.6	
Totals			28	904:55	127-329	.386	44-147	.299	66-85	.776	24	92	116	4.0	76	66	58	6	57	364	12.6

Player Averages

Games Played	Minutes/game	Points/game	FG Pct	3FG Pct	FT Pct	Rebounds/game	Assists/game	Turnovers/game	Assist/Turnover ratio	Steals/game	Blocks/game
29	31.2	12.6	38.6	29.9	77.6	4.0	2.3	2.0	1.1	2.0	0.2

CAREER STATISTICS

				Field Goals		3-Point		F-Throws		Rebounds									Scoring	
SEASON	TEAM	GP-GS	MIN/AVG	FG-FGA	FG%	3FG-FGA	3FG%	FT-FTA	FT%	OFF	DEF	TOT	AVG	PF-FO	AST	TO	BLK	STL	PTS	AVG
2018-19	KU	29-11	431/14.8	49-140	.350	17-60	.283	24-34	.706	10	23	33	1.1	48-1	22	28	1	22	139	4.8
2019-20	KU	29-28	905/31.2	127-329	.386	44-147	.299	66-85	.776	24	92	116	4.0	76-2	66	58	6	57	364	12.6
TOTAL		58-39	1336/23.0	176-469	.375	61-207	.295	90-119	.756	34	115	149	2.6	124-3	88	86	7	79	503	8.7



EMMA MERRIWEATHER

R-SOPHOMORE • CENTER • 6-5 • BUENA PARK, CALIF. • LAKESIDE HS (TEXAS TECH)

SEASON STATS

PPG	RPG	BPG	FG%	3FG%	FT%
2.3	3.3	0.6	40.4%	-	20.0%

LAST GAME PLAYED at Kansas State (3.8.2020)

MIN	PTS	REBS	ASTS	BLKS	STLS
14	4	4	-	1	-

Redshirt-Freshman (2018-19 | Texas Tech): Transferred to Texas Tech and had to sit out the season due to NCAA transfer rules.

Freshman (2017-18 | Long Beach State): Played in 31 games with 19 starts while averaging 8.6 points per game on .496 shooting from the field ... Finished with a team-high 197 rebounds (6.4 AVG) ... Averaged 21.0 minutes per contest ... Third on the team in field goals made (111) and field goals attempted (224).

CAREER HIGHS

Points:	10, at Texas Tech -- 02/12/20
Rebounds:	8, Oklahoma St. -- 02/29/20
Assists:	1, 2x last vs Oklahoma St. -- 02/29/20
Steals:	4, Texas -- 02/15/20
Blocks:	4, at Texas Tech -- 02/12/20
FG made:	5, at Texas Tech -- 02/12/20
FG attempts:	8, Oklahoma St. -- 02/29/20
FT made:	2, at Kansas State -- 03/08/20
FT attempts:	4, 3x last at Kansas State -- 03/08/20

MISCELLANEOUS

Had a Double-Double	-
Scored 10+ Points	1
Scored 20+ Points	-
Led in KU in scoring	-
Led KU in Rebounding	2
Led KU in Blocks	6
Led KU in Steals	1
Had 3+ Blocks	2
Had 3+ Steals	1

2019-20 GAME-BY-GAME

Opponent	Date	GS	MIN	Total		3-Pointers		Free throws		Rebounds				PF		A		T/O		BLK		STL		PTS		AVG	
				FG-FGA	PCT	3FG-3FGA	PCT	FT-FTA	PCT	OFF	DEF	TOT	AVG														
Wofford	12/30/2019		09:12	1-2	.500	0-0	.000	0-2	.000	2	2	4	4.0	1	0	2	1	0	2	1	0	2	2.0				
at Oklahoma St.	01/04/2020		05:26	0-3	.000	0-0	.000	0-0	.000	2	1	3	3.5	3	0	1	0	0	0	0	0	0	1.0				
West Virginia	01/08/2020		12:46	1-5	.200	0-0	.000	0-3	.000	3	1	4	3.7	0	0	0	0	0	0	0	0	2	1.3				
at TCU	01/12/2020		06:24	0-1	.000	0-0	.000	0-0	.000	0	3	3	3.5	0	0	1	1	1	1	1	0	1.0					
Baylor	01/15/2020		11:29	0-1	.000	0-0	.000	0-0	.000	1	3	4	3.6	5	0	0	1	0	0	0	0	0.8					
Texas Tech	01/18/2020		02:05	0-0	.000	0-0	.000	0-2	.000	2	0	2	3.3	1	0	0	0	0	0	0	0	0.7					
at Texas	01/22/2020		03:12	1-1	1.000	0-0	.000	0-0	.000	0	0	0	2.9	0	0	0	0	0	0	0	2	0.9					
at Iowa St.	01/25/2020		06:16	1-2	.500	0-0	.000	0-0	.000	1	1	2	2.8	3	0	1	0	0	0	2	1.0						
Kansas St.	01/29/2020		08:01	2-2	1.000	0-0	.000	0-0	.000	0	0	0	2.4	0	0	1	0	0	0	4	1.3						
Oklahoma	02/02/2020		02:30	0-0	.000	0-0	.000	0-0	.000	0	1	1	2.3	1	0	0	0	0	0	0	1.2						
at Baylor	02/05/2020		14:16	0-2	.000	0-0	.000	1-4	.250	1	4	5	2.5	1	0	1	2	1	1	1	1.2						
TCU	02/08/2020		03:55	1-1	1.000	0-0	.000	0-0	.000	0	0	0	2.3	0	1	0	0	0	0	2	1.3						
at Texas Tech	02/12/2020		13:31	5-7	.714	0-0	.000	0-0	.000	0	1	1	2.2	4	0	2	4	1	10	1.9							
Texas	02/15/2020	*	19:36	2-4	.500	0-0	.000	0-0	.000	1	4	5	2.4	4	0	2	3	3	4	2.1							
at West Virginia	02/22/2020	*	22:24	2-4	.500	0-0	.000	1-4	.250	3	4	7	2.7	2	0	0	1	0	5	2.3							
at Oklahoma	02/26/2020	*	15:17	0-2	.000	0-0	.000	0-2	.000	1	2	3	2.8	1	0	1	0	0	0	0	2.1						
Oklahoma St.	02/29/2020	*	16:57	2-8	.250	0-0	.000	1-2	.500	2	6	8	3.1	2	1	0	0	0	5	2.3							
Iowa St.	03/03/2020	*	14:07	0-1	.000	0-0	.000	0-2	.000	0	7	7	3.3	1	0	2	1	0	0	2.2							
at Kansas St.	03/08/2020		14:45	1-1	1.000	0-0	.000	2-4	.500	0	4	4	3.3	5	0	0	1	0	4	2.3							
Totals		5	202:10	19-47	.404	0-0	.000	5-25	.200	19	44	63	3.3	34	2	14	15	6	43	2.3							

Player Averages

Games Played	Minutes/game	Points/game	FG Pct	3FG Pct	FT Pct	Rebounds/game	Assists/game	Turnovers/game	Assist/Turnover ratio	Steals/game	Blocks/game
19	10.6	2.3	40.4	0.0	20.0	3.3	0.1	0.7	0.1	0.3	0.8

CAREER STATISTICS

				Field Goals		3-Point		F-Throws		Rebounds										Scoring	
SEASON	TEAM	GP-GS	MIN/AVG	FG-FGA	FG%	3FG-FGA	3FG%	FT-FTA	FT%	OFF	DEF	TOT	AVG	PF-FO	AST	TO	BLK	STL	PTS	AVG	
2017-18	LBSU	31-18	650/21.0	111-224	.496	0-0	.000	44-112	.393	66	131	197	6.4	92-4	14	48	54	11	266	8.6	
2019-20	KU	19-5	202/10.6	19-47	.404	0-0	.000	5-25	.200	19	44	63	3.3	34-2	2	14	15	6	43	2.3	
TOTAL FOR KU		19-5	202/10.6	19-47	.404	0-0	.000	5-25	.200	19	44	63	3.3	34-2	2	14	15	6	43	2.3	
TOTAL		50-23	852/17.0	130-271	.480	0-0	.000	49-137	.358	85	175	260	5.2	126-6	16	62	69	17	309	6.2	



NICCOLLY RAMALHO

SENIOR • GUARD • 5-5 • SAO PAULO, BRAZIL • HIGHLAND CC

SEASON STATS

PPG	RPG	APG	FG%	3FG%	FT%
1.1	0.9	0.5	47.6%	10.0%	25.0%

LAST GAME PLAYED at Kansas State (3.8.2020)

MIN	PTS	REBS	ASTS	BLKS	STLS
5	-	2	2	-	-

2018-19 (Junior): Appeared in 17 games ... Averaging 0.4 points and 0.5 rebounds ... Scored her first points as a Jayhawk against Vermont (12/30) ... Averaging 6.4 minutes per game ... Recorded a career-best two rebounds against Vermont (12/30) ... Played a career-high 15 minutes against Vermont (12/30) ... Dished out a career-high five assists against Oklahoma (12/30).

CAREER HIGHS

Points:	7, UMass Lowell -- 11/17/19
Rebounds:	4, UIC -- 11/10/19
Assists:	5, Oklahoma -- 01/30/19
Steals:	2, Iowa St. -- 03/03/20
FG made:	3, UMass Lowell -- 11/17/19
FG attempts:	4, UMass Lowell -- 11/17/19
3FG made:	1, Texas -- 02/09/19 ; Iowa St. -- 03/03/20
3FG attempts:	3, Texas -- 02/09/19
FT made:	1, Omaha -- 11/13/19 ; UMass Lowell -- 11/17/19
FT attempts:	4, Omaha -- 11/13/19

MISCELLANEOUS

Had a Double-Double	-
Scored 10+ Points	-
Scored 20+ Points	-
Led in KU in scoring	-
Led KU in Asts	1
Led KU in Blocks	-
Led KU in Steals	1
Had 3+ Asts	-
Had 3+ Steals	-

2019-20 GAME-BY-GAME

Opponent	Date	GS	MIN	Total		3-Pointers		Free throws		Rebounds		PF	A	T/O	BLK	STL	PTS	AVG
				FG-FGA	PCT	3FG-3FGA	PCT	FT-FTA	PCT	OFF	DEF							
Indiana St.	11/07/2019		16:51	1-3	.333	0-2	.000	0-2	.000	0	1	1	0	3	1	0	1	2.0
UIC	11/10/2019		14:31	2-3	.667	0-1	.000	0-0	.000	0	4	4	2.5	0	1	0	0	3.0
Omaha	11/13/2019		10:03	0-0	.000	0-0	.000	1-4	.250	0	1	1	2.0	1	0	2	1	2.3
UMass Lowell	11/17/2019		19:01	3-4	.750	0-1	.000	1-2	.500	1	1	2	2.0	2	2	0	1	3.5
Texas St.	11/24/2019		11:25	1-1	1.000	0-0	.000	0-0	.000	0	0	0	1.6	0	0	1	0	3.2
vs Wright St.	11/29/2019		00:00	0-0	.000	0-0	.000	0-0	.000	0	0	0	1.3	1	0	0	0	2.7
at Fla. Atlantic	11/30/2019		11:00	0-2	.000	0-2	.000	0-0	.000	0	2	2	1.4	2	2	2	0	2.3
at Saint Louis	12/22/2019		01:52	0-0	.000	0-0	.000	0-0	.000	0	1	1	1.4	0	0	1	0	2.0
Wofford	12/30/2019		04:48	0-1	.000	0-1	.000	0-0	.000	0	0	0	1.2	0	0	1	0	1.8
at Oklahoma St.	01/04/2020		01:39	0-0	.000	0-0	.000	0-0	.000	0	0	0	1.1	0	0	0	0	1.6
West Virginia	01/08/2020		07:19	1-2	.500	0-0	.000	0-0	.000	1	0	1	1.1	0	0	0	0	1.6
at TCU	01/12/2020		10:29	0-2	.000	0-2	.000	0-0	.000	0	0	0	1.0	2	0	2	0	1.5
Baylor	01/15/2020		07:00	0-0	.000	0-0	.000	0-0	.000	0	0	0	0.9	1	1	1	0	1.4
at Texas	01/22/2020		07:47	0-0	.000	0-0	.000	0-0	.000	0	0	0	0.9	0	0	0	0	1.3
at Iowa St.	01/25/2020		04:05	0-0	.000	0-0	.000	0-0	.000	0	0	0	0.8	1	0	0	0	1.2
Oklahoma	02/02/2020		04:24	1-1	1.000	0-0	.000	0-0	.000	0	1	1	0.8	0	0	0	0	1.3
at Baylor	02/05/2020		10:27	0-0	.000	0-0	.000	0-0	.000	0	0	0	0.8	1	1	0	0	1.2
TCU	02/08/2020		08:14	0-1	.000	0-0	.000	0-0	.000	0	0	0	0.7	3	0	0	0	1.1
at Oklahoma	02/26/2020		05:05	0-0	.000	0-0	.000	0-0	.000	0	0	0	0.7	1	0	0	0	1.1
Iowa St.	03/03/2020	*	09:55	1-1	1.000	1-1	1.000	0-0	.000	1	2	3	0.8	2	2	0	2	1.2
at Kansas St.	03/08/2020		05:18	0-0	.000	0-0	.000	0-0	.000	0	2	2	0.9	0	0	0	0	1.1
Totals			1 171:11	10-21	.476	1-10	.100	2-8	.250	3	15	18	0.9	20	10	10	0	6 23 1.1

Player Averages

Games Played	Minutes/game	Points/game	FG Pct	3FG Pct	FT Pct	Rebounds/game	Assists/game	Turnovers/game	Assist/Turnover ratio	Steals/game	Blocks/game
21	8.2	1.1	47.6	10.0	25.0	0.9	0.5	0.5	1.0	0.3	0.0

CAREER STATISTICS

				Field Goals		3-Point		F-Throws		Rebounds										Scoring	
SEASON	TEAM	GP-GS	MIN/AVG	FG-FGA	FG%	3FG-FGA	3FG%	FT-FTA	FT%	OFF	DEF	TOT	AVG	PF-FO	AST	TO	BLK	STL	PTS	AVG	
2018-19	KU	20-0	121/6.1	3-22	.136	1-10	.100	0-0	.000	2	7	9	0.5	16-0	7	12	0	1	7	0.4	
2019-20	KU	21-1	171/8.2	10-21	.476	1-10	.100	2-8	.250	3	15	18	0.9	20-0	10	10	0	6	23	1.1	
TOTAL		41-1	292/7.1	13-43	.302	2-20	.100	2-8	.250	5	22	27	0.7	36-0	17	22	0	7	30	0.7	



HOLLY KERSGIETER

FRESHMAN • GUARD • 5-10 • SAND SPRINGS, OKLA. • CHARLES PAGE HS

SEASON STATS

PPG	RPG	BPG	FG%	3FG%	FT%
10.1	4.2	0.3	42.2%	40.5%	62.1%

LAST GAME PLAYED at Kansas State (3.8.2020)

MIN	PTS	REBS	ASTS	BLKS	STLS
27	21	6	1	1	-

Prepped at Charles Page High School, earning letters in basketball and volleyball ... first to commit to Kansas in the 2019 signing class ... Averaged 19.0 points, 9.0 rebounds, 2.0 assists and 5.0 steals per game as a junior ... Led high school to a conference championship as a sophomore and ended the season at the semifinals of the class 6A state tournament ... Won conference championship and regional championship as a senior ... Earned preseason all-state honors, named all-conference first team selection and garnered academic all-conference honors throughout her prep career.

CAREER HIGHS

Points:	24, Indiana St. -- 11/07/19
Rebounds:	10, Indiana St. -- 11/07/19
Assists:	6, at Iowa St. -- 01/25/20
Steals:	3, 3x last at Iowa St. -- 01/25/20
Blocks:	1, 10x last at Kansas State -- 03/08/20
FG made:	8, 2x last Wofford -- 12/30/19
FG attempts:	15, Oklahoma -- 02/02/20
3FG made:	5, Wofford -- 12/30/19
3FG attempts:	9, Wofford -- 12/30/19
FT made:	4, 2x last vs Wright State -- 11/29/19
FT attempts:	8, Indiana St. -- 11/07/19

MISCELLANEOUS

Had a Double-Double	1
Scored 10+ Points	11
Scored 20+ Points	3
Led in KU in scoring	4
Led KU in Rebounding	3
Led KU in Asts	2
Led KU in Steals	2
Had 3+ Blocks	-
Had 3+ Steals	3

2019-20 GAME-BY-GAME

Opponent	Date	GS	MIN	Total		3-Pointers		Free throws		Rebounds				PF	A	T/O	BLK	STL	PTS	AVG
				FG-FGA	PCT	3FG-3FGA	PCT	FT-FTA	PCT	OFF	DEF	TOT	AVG							
Indiana St.	11/07/2019		31:56	8-14	.571	4-7	.571	4-8	.500	5	5	10	10.0	1	3	3	1	2	24	24.0
UIC	11/10/2019		20:51	3-6	.500	0-2	.000	2-2	1.000	2	5	7	8.5	2	3	0	0	1	8	16.0
Omaha	11/13/2019		20:47	3-4	.750	1-1	1.000	0-0	.000	3	1	4	7.0	2	0	2	0	2	7	13.0
UMass Lowell	11/17/2019		24:51	3-8	.375	2-5	.400	1-1	1.000	1	3	4	6.3	4	2	2	0	2	9	12.0
Texas St.	11/24/2019		25:46	4-10	.400	2-5	.400	3-6	.500	1	6	7	6.4	1	1	0	1	0	13	12.2
vs Wright St.	11/29/2019		30:00	4-7	.571	2-4	.500	4-6	.667	1	4	5	6.2	3	2	2	1	1	14	12.5
at Fla. Atlantic	11/30/2019		16:00	5-11	.455	1-5	.200	1-1	1.000	3	1	4	5.9	2	3	1	0	0	12	12.4
Florida	12/08/2019		29:18	5-9	.556	3-4	.750	1-1	1.000	0	8	8	6.1	1	3	3	1	3	14	12.6
Saint Mary's (CA)	12/15/2019		25:10	1-5	.200	0-3	.000	2-2	1.000	1	8	9	6.4	3	4	1	1	0	4	11.7
at Saint Louis	12/22/2019		15:33	1-5	.200	0-3	.000	2-2	1.000	0	2	2	6.0	2	1	2	0	1	4	10.9
Wofford	12/30/2019		22:39	8-14	.571	5-9	.556	0-1	.000	0	5	5	5.9	2	2	3	0	1	21	11.8
at Oklahoma St.	01/04/2020		25:32	3-9	.333	0-3	.000	2-4	.500	0	3	3	5.7	4	2	4	1	3	8	11.5
West Virginia	01/08/2020		25:15	2-8	.250	1-4	.250	2-2	1.000	0	5	5	5.6	2	1	2	1	0	7	11.2
at TCU	01/12/2020		30:10	5-13	.385	4-8	.500	2-6	.333	1	4	5	5.6	1	2	3	0	2	16	11.5
Baylor	01/15/2020		24:01	1-6	.167	1-5	.200	3-4	.750	0	2	2	5.3	3	0	2	0	0	6	11.1
Texas Tech	01/18/2020		24:45	3-5	.600	2-3	.667	2-2	1.000	0	2	2	5.1	1	1	5	0	1	10	11.1
at Texas	01/22/2020		17:32	2-4	.500	2-3	.667	2-2	1.000	0	2	2	4.9	5	4	1	0	0	8	10.9
at Iowa St.	01/25/2020		29:53	2-4	.500	1-3	.333	0-0	.000	0	3	3	4.8	2	6	2	0	3	5	10.6
Kansas St.	01/29/2020	*	29:33	4-13	.308	2-5	.400	1-4	.250	3	3	6	4.9	1	0	1	0	2	11	10.6
Oklahoma	02/02/2020	*	27:22	7-15	.467	4-7	.571	0-0	.000	0	3	3	4.8	4	1	4	0	0	18	11.0
at Baylor	02/05/2020	*	18:09	1-7	.143	0-3	.000	0-0	.000	0	1	1	4.6	1	0	2	0	1	2	10.5
TCU	02/08/2020	*	19:41	1-5	.200	1-4	.250	0-0	.000	0	5	5	4.6	2	0	1	1	2	3	10.2
at Texas Tech	02/12/2020	*	27:09	3-12	.250	2-8	.250	1-2	.500	1	3	4	4.6	3	3	1	0	2	9	10.1
Texas	02/15/2020		23:47	3-5	.600	1-2	.500	2-2	1.000	0	1	1	4.5	2	1	0	0	1	9	10.1
at West Virginia	02/22/2020		23:53	2-7	.286	2-5	.400	0-0	.000	1	2	3	4.4	1	1	1	0	0	6	9.9
at Oklahoma	02/26/2020		26:32	4-9	.444	2-5	.400	0-0	.000	3	2	5	4.4	2	1	2	1	2	10	9.9
Oklahoma St.	02/29/2020		19:50	5-7	.714	4-6	.667	0-2	.000	0	1	1	4.3	2	1	0	0	0	14	10.1
Iowa St.	03/03/2020		26:53	0-6	.000	0-4	.000	1-2	.500	0	1	1	4.2	2	0	2	0	0	1	9.8
at Kansas St.	03/08/2020		27:46	7-9	.778	4-5	.800	3-4	.750	2	4	6	4.2	1	1	2	1	0	21	10.1
Totals		5	710:35	100-237	.422	53-131	.405	41-66	.621	28	95	123	4.2	62	49	54	10	32	294	10.1

Player Averages

Games Played	Minutes/game	Points/game	FG Pct	3FG Pct	FT Pct	Rebounds/game	Assists/game	Turnovers/game	Assist/Turnover ratio	Steals/game	Blocks/game
29	24.5	10.1	42.2	40.5	62.1	4.2	1.7	1.9	0.9	1.1	0.3

CAREER STATISTICS

SEASON	TEAM	GP-GS	MIN/AVG	Field Goals FG-FGA FG%	3-Point 3FG-FGA 3FG%	F-Throws FT-FTA FT%	Rebounds OFF DEF TOT AVG	Scoring PF-FO AST TO BLK STL PTS AVG
2019-20	KU	29-5	711/24.5	100-237 .422	53-131 .405	41-66 .621	28 95 123 4.2	62-1 49 54 10 32 294 10.1
TOTAL		29-5	711/24.5	100-237 .422	53-131 .405	41-66 .621	28 95 123 4.2	62-1 49 54 10 32 294 10.1



ZAKIYAH FRANKLIN

FRESHMAN • GUARD • 5-7 • LAKELAND, FLA. • WINTER HAVEN HS

SEASON STATS

PPG	RPG	APG	FG%	3FG%	FT%
12.1	2.4	3.6	36.3%	29.5%	78.9%

LAST GAME PLAYED at Kansas State (3.8.2020)

MIN	PTS	REBS	ASTS	BLKS	STLS
35	13	4	4	-	-

Prepped at Winter Haven High School, earning letters in basketball ... Ranked No. 60 overall in the 2019 signing class by ESPN ... Won three-straight Florida State Championships ... An 8A all-state selection as a junior.

CAREER HIGHS

Points:	25, Oklahoma -- 02/02/20
Rebounds:	5, 4 times
Assists:	8, Oklahoma St. -- 02/29/20
Steals:	3, 5 times
Blocks:	2, Kansas St. -- 01/29/20
FG made:	9, Oklahoma -- 02/02/20
FG attempts:	23 [t-11th], Kansas St. -- 01/29/20
3FG made:	4, UIC -- 11/10/19
3FG attempts:	8, UIC -- 11/10/19
FT made:	8, Indiana St. -- 11/07/19
FT attempts:	11, Indiana St. -- 11/07/19

MISCELLANEOUS

Had a Double-Double	-
Scored 10+ Points	20
Scored 20+ Points	3
Led in KU in scoring	8
Led KU in Rebounding	-
Led KU in Blocks	1
Led KU in Assists	17
Had 3+ Blocks	-
Had 3+ Assist	16

2019-20 GAME-BY-GAME

Opponent	Date	GS	MIN	Total		3-Pointers		Free throws		Rebounds				PF	A	T/O	BLK	STL	PTS	AVG
				FG-FGA	PCT	3FG-3FGA	PCT	FT-FTA	PCT	OFF	DEF	TOT	AVG							
Indiana St.	11/07/2019	*	34:02	4-10	.400	0-1	.000	8-11	.727	2	3	5	5.0	3	3	5	0	0	16	16.0
UIC	11/10/2019	*	28:52	5-12	.417	4-8	.500	0-0	.000	0	2	2	3.5	1	3	3	0	3	14	15.0
Omaha	11/13/2019	*	34:36	4-16	.250	0-3	.000	5-6	.833	1	0	1	2.7	1	4	0	0	3	13	14.3
UMass Lowell	11/17/2019	*	26:26	1-5	.200	0-2	.000	0-0	.000	1	2	3	2.8	2	6	3	0	1	2	11.3
Texas St.	11/24/2019	*	30:52	3-8	.375	1-3	.333	2-2	1.000	0	2	2	2.6	2	5	5	0	3	9	10.8
vs Wright St.	11/29/2019	*	35:00	6-14	.429	2-5	.400	5-6	.833	0	2	2	2.5	0	3	5	0	0	19	12.2
at Fla. Atlantic	11/30/2019	*	21:00	1-2	.500	0-0	.000	5-6	.833	0	1	1	2.3	4	3	0	0	0	7	11.4
Florida	12/08/2019	*	22:39	2-7	.286	2-4	.500	4-4	1.000	0	2	2	2.3	1	2	2	0	0	10	11.3
Saint Mary's (CA)	12/15/2019	*	30:41	3-14	.214	1-3	.333	4-5	.800	0	1	1	2.1	1	3	1	0	1	11	11.2
at Saint Louis	12/22/2019	*	37:34	8-14	.571	2-3	.667	1-2	.500	0	3	3	2.2	1	2	3	0	0	19	12.0
Wofford	12/30/2019	*	22:38	1-7	.143	0-2	.000	0-0	.000	1	2	3	2.3	1	3	5	0	1	2	11.1
at Oklahoma St.	01/04/2020	*	37:04	8-19	.421	1-3	.333	0-2	.000	0	5	5	2.5	1	0	5	0	2	17	11.6
West Virginia	01/08/2020	*	29:33	0-9	.000	0-2	.000	1-2	.500	1	1	2	2.5	2	2	4	0	1	1	10.8
at TCU	01/12/2020	*	35:33	5-12	.417	1-2	.500	0-0	.000	0	2	2	2.4	2	6	4	0	3	11	10.8
Baylor	01/15/2020	*	34:20	4-13	.308	0-2	.000	1-1	1.000	0	1	1	2.3	1	1	5	0	0	9	10.7
Texas Tech	01/18/2020	*	33:46	2-7	.286	0-1	.000	6-8	.750	1	2	3	2.4	0	5	5	0	3	10	10.6
at Texas	01/22/2020	*	37:31	5-15	.333	1-3	.333	1-3	.333	0	1	1	2.3	4	5	3	1	0	12	10.7
at Iowa St.	01/25/2020	*	30:35	3-12	.250	1-5	.200	0-0	.000	0	0	2	2.2	0	4	2	0	1	7	10.5
Kansas St.	01/29/2020	*	33:00	7-23	.304	1-5	.200	0-0	.000	3	2	5	2.3	3	2	1	2	1	15	10.7
Oklahoma	02/02/2020	*	41:55	9-18	.500	1-2	.500	6-6	1.000	1	2	3	2.4	2	6	1	0	1	25	11.5
at Baylor	02/05/2020	*	32:06	2-12	.167	0-4	.000	2-2	1.000	0	4	4	2.4	4	4	6	0	0	6	11.2
TCU	02/08/2020	*	40:00	8-12	.667	2-4	.500	3-3	1.000	0	1	1	2.4	3	5	7	0	0	21	11.6
at Texas Tech	02/12/2020	*	30:19	6-11	.545	0-1	.000	3-4	.750	0	0	0	2.3	3	1	6	0	2	15	11.8
Texas	02/15/2020	*	31:55	4-14	.286	0-0	.000	6-6	1.000	0	2	2	2.3	1	4	2	1	0	14	11.9
at West Virginia	02/22/2020	*	34:02	6-16	.375	0-0	.000	0-1	.000	2	3	5	2.4	4	6	4	1	1	12	11.9
at Oklahoma	02/26/2020	*	26:55	6-12	.500	2-3	.667	1-1	1.000	0	2	2	2.3	4	1	6	0	0	15	12.0
Oklahoma St.	02/29/2020	*	36:35	8-15	.533	0-0	.000	7-9	.778	0	4	4	2.4	3	8	5	1	0	23	12.4
Iowa St.	03/03/2020	*	25:30	2-14	.143	0-5	.000	0-0	.000	0	1	1	2.4	1	2	5	0	1	4	12.1
at Kansas St.	03/08/2020	*	35:26	6-12	.500	1-2	.500	0-0	.000	0	4	4	2.4	0	4	1	0	0	13	12.1
Totals			29: 930:24	129-355	.363	23-78	.295	71-90	.789	13	57	70	2.4	55	103	104	6	28	352	12.1

Player Averages

Games Played	Minutes/ game	Points/ game	FG Pct	3FG Pct	FT Pct	Rebounds/ game	Assists/ game	Turnovers/ game	Assist/Turnover ratio	Steals/ game	Blocks/ game
29	32.1	12.1	36.3	29.5	78.9	2.4	3.6	3.6	1.0	1.0	0.2

CAREER STATISTICS

				Field Goals		3-Point		F-Throws		Rebounds									Scoring	
SEASON	TEAM	GP-GS	MIN/AVG	FG-FGA	FG%	3FG-FGA	3FG%	FT-FTA	FT%	OFF	DEF	TOT	AVG	PF-FO	AST	TO	BLK	STL	PTS	AVG
2019-20	KU	29-29	930/32.1	129-355	.363	23-78	.295	71-90	.789	13	57	70	2.4	55-0	103	104	6	28	352	12.1
TOTAL		29-29	930/32.1	129-355	.363	23-78	.295	71-90	.789	13	57	70	2.4	55-0	103	104	6	28	352	12.1



BROOKLYN MITCHELL

SOPHOMORE • GUARD • 5-6 • NEW ORLEANS, LA. • URSULINE ACADEMY

SEASON STATS

PPG	RPG	APG	FG%	3FG%	FT%
8.6	2.4	2.3	40.4%	23.7%	60%

LAST GAME PLAYED at Kansas State (3.8.2020)

MIN	PTS	REBS	ASTS	BLKS	STLS
8	-	1	3	-	-

2018-19 (Freshman): Appeared in 29 games this season, averaging 8.8 minutes per game ... Netted 92 points, averaging 3.2 per game ... Grabbed 31 rebounds, including a career-best six against Kansas State (2/6) ... Tallied nine steals and 14 assists ... Recorded a 37 percent shooting percentage from the field ... Shot 63.0 percent from the free throw line ... Tallied a career-high 13 points against Oral Roberts (11/13) ... Made a team-high five free throws against Oral Roberts (11/13).

21

CAREER HIGHS

Points:	24, Saint Mary's (CA) -- 12/15/19
Rebounds:	6, 3x last vs Kansas State -- 02/06/19
Assists:	9, Wofford -- 12/30/19
Steals:	5, at Texas -- 01/22/20
Blocks:	1, 5 times
FG made:	10, at Fla. Atlantic -- 11/30/19
FG attempts:	17, Saint Mary's (CA) -- 12/15/19
3FG made:	3, Saint Mary's (CA) -- 12/15/19
3FG attempts:	7, UIC -- 11/10/19
FT made:	5, 3x last vs West Virginia -- 01/08/20
FT attempts:	7, Indiana St. -- 11/07/19

MISCELLANEOUS

Had a Double-Double	-
Scored 10+ Points	10
Scored 20+ Points	2
Led in KU in scoring	3
Led KU in Rebounding	-
Led KU in Steals	2
Led KU in Assists	7
Had 3+ Blocks	-
Had 3+ Assists	9

2019-20 GAME-BY-GAME

Opponent	Date	GS	MIN	Total		3-Pointers		Free throws		Rebounds				PF	A	T/O	BLK	STL	PTS	AVG
				FG-FGA	PCT	3FG-3FGA	PCT	FT-FTA	PCT	OFF	DEF	TOT	AVG							
Indiana St.	11/07/2019	*	26:04	3-5	.600	0-0	.000	5-7	.714	0	1	1	1.0	3	2	3	0	0	11	11.0
UIC	11/10/2019	*	27:33	3-14	.214	1-7	.143	4-4	1.000	0	4	4	2.5	2	6	3	0	1	11	11.0
Omaha	11/13/2019	*	29:29	6-14	.429	0-1	.000	3-3	1.000	1	3	4	3.0	2	0	2	0	1	15	12.3
UMass Lowell	11/17/2019	*	24:43	2-4	.500	0-1	.000	1-1	1.000	0	5	5	3.5	0	5	6	0	1	5	10.5
Texas St.	11/24/2019	*	25:31	1-8	.125	0-3	.000	0-0	.000	0	6	6	4.0	1	4	2	0	0	2	8.8
vs Wright St.	11/29/2019	*	21:00	1-7	.143	0-1	.000	0-0	.000	0	2	2	3.7	1	1	1	0	2	2	7.7
at Fla. Atlantic	11/30/2019	*	31:00	10-13	.769	1-2	.500	2-2	1.000	0	4	4	3.7	3	2	5	1	1	23	9.9
Florida	12/08/2019	*	35:46	6-10	.600	1-2	.500	3-6	.500	0	6	6	4.0	2	6	9	0	1	16	10.6
Saint Mary's (CA)	12/15/2019	*	32:05	9-17	.529	3-6	.500	3-4	.750	1	1	2	3.8	3	2	1	0	1	24	12.1
at Saint Louis	12/22/2019	*	39:51	6-8	.750	1-2	.500	2-2	1.000	0	5	5	3.9	1	5	3	0	2	15	12.4
Wofford	12/30/2019	*	35:22	6-7	.857	1-2	.500	3-4	.750	0	2	2	3.7	0	9	4	0	1	16	12.7
at Oklahoma St.	01/04/2020	*	21:20	2-7	.286	0-2	.000	1-4	.250	1	2	3	3.7	3	1	3	0	1	5	12.1
West Virginia	01/08/2020	*	32:50	3-15	.200	0-2	.000	5-6	.833	0	4	4	3.7	1	2	2	0	0	11	12.0
at TCU	01/12/2020	*	21:26	7-11	.636	2-3	.667	0-0	.000	0	2	2	3.6	4	0	6	0	0	16	12.3
Baylor	01/15/2020	*	29:15	2-8	.250	0-2	.000	0-0	.000	0	1	1	3.4	2	1	6	0	1	4	11.7
Texas Tech	01/18/2020	*	24:21	1-5	.200	0-1	.000	0-0	.000	0	5	5	3.5	1	2	2	1	2	2	11.1
at Texas	01/22/2020	*	22:46	3-12	.250	0-1	.000	1-6	.167	0	0	0	3.3	3	0	4	0	5	7	10.9
at Iowa St.	01/25/2020	*	23:51	2-6	.333	1-4	.250	0-2	.000	0	0	0	3.1	3	1	2	1	1	5	10.6
Kansas St.	01/29/2020		15:55	2-6	.333	0-1	.000	0-0	.000	0	0	0	2.9	1	3	4	0	1	4	10.2
Oklahoma	02/02/2020		18:47	2-8	.250	0-2	.000	2-2	1.000	0	0	0	2.8	3	1	4	0	2	6	10.0
at Baylor	02/05/2020		21:31	2-8	.250	1-3	.333	2-3	.667	0	1	1	2.7	2	3	4	0	2	7	9.9
TCU	02/08/2020		19:07	2-7	.286	1-4	.250	0-4	.000	0	1	1	2.6	2	1	2	0	0	5	9.6
at Texas Tech	02/12/2020		20:41	3-7	.429	0-2	.000	3-4	.750	0	3	3	2.7	4	5	2	0	0	9	9.6
Texas	02/15/2020		12:25	2-2	1.000	0-0	.000	2-4	.500	0	0	0	2.5	2	0	2	0	2	6	9.5
at West Virginia	02/22/2020		27:58	2-6	.333	1-2	.500	1-2	.500	0	2	2	2.5	2	0	6	0	2	6	9.3
at Oklahoma	02/26/2020		14:15	3-5	.600	0-0	.000	0-0	.000	0	3	3	2.5	2	0	10	1	1	6	9.2
Oklahoma St.	02/29/2020		09:19	1-3	.333	0-1	.000	1-2	.500	1	0	1	2.5	0	0	0	0	0	3	9.0
Iowa St.	03/03/2020		17:57	3-11	.273	0-1	.000	1-3	.333	0	1	1	2.4	1	2	0	1	1	7	8.9
at Kansas St.	03/08/2020		08:41	0-1	.000	0-1	.000	0-0	.000	0	1	1	2.4	3	3	2	0	0	0	8.6
Totals		18	690:50	95-235	.404	14-59	.237	45-75	.600	4	65	69	2.4	57	67	100	5	32	249	8.6

Player Averages

Games Played	Minutes/game	Points/game	FG Pct	3FG Pct	FT Pct	Rebounds/game	Assists/game	Turnovers/game	Assist/Turnover ratio	Steals/game	Blocks/game
29	23.8	8.6	40.4	23.7	60.0	2.4	2.3	3.4	0.7	1.1	0.2

CAREER STATISTICS

				Field Goals		3-Point		F-Throws		Rebounds								Scoring		
SEASON	TEAM	GP-GS	MIN/AVG	FG-FGA	FG%	3FG-FGA	3FG%	FT-FTA	FT%	OFF	DEF	TOT	AVG	PF-FO	AST	TO	BLK	STL	PTS	AVG
2018-19	KU	29-0	256/8.8	37-100	.370	1-13	.077	17-27	.630	3	28	31	1.1	28-0	14	38	0	9	92	3.2
2019-20	KU	29-18	691/23.8	95-235	.404	14-59	.237	45-75	.600	4	65	69	2.4	57-0	67	100	5	32	249	8.6
TOTAL		58-18	947/16.3	132-335	.394	15-72	.208	62-102	.608	7	93	100	1.7	85-0	81	138	5	41	341	5.9



CHANDLER PRATER

FRESHMAN • GUARD • 5-11 • KANSAS CITY, MO • NORTH KANSAS CITY HS

SEASON STATS

PPG	RPG	BPG	FG%	3FG%	FT%
-	-	-	-	-	-

LAST GAME PLAYED --

MIN	PTS	REBS	ASTS	BLKS	STLS
-	-	-	-	-	-

Prepped at North Kansas City High School, earning letters in basketball ... Ranked No. 73 overall in the 2019 signing class by Blue Star Basketball Report ... Won Missouri State Championship as a senior ... Two-time DiRenna Award winner, which goes to the best high school basketball player in the Kansas City area ... Average 21.4 points per game as a junior ... Scored over 1,000 points during high school career ... Set the school record for most points scored in a game after registering 40 against Staley ... Named conference player of the year four times and was named to the USA Today Missouri All-State Second Team in 2018.

CAREER HIGHS

Points	-
Rebounds	-
FG Made	-
FG Attempts	-
3 PT FG Made	-
3 PT FG Attempts	-
FT Made	-
FT Attempts	-
Assists	-
Blocks	-
Steals	-

MISCELLANEOUS

Had a Double-Double	-
Scored 10+ Points	-
Scored 20+ Points	-
Led in KU in scoring	-
Led KU in Rebounding	-
Led KU in Blocks	-
Led KU in Steals	-
Had 3+ Blocks	-
Had 3+ Steals	-

2019-20 GAME-BY-GAME

*Sitting out due to injury

CAREER STATISTICS



BRITTANY FRANKLIN

SOPHOMORE • CENTER • 6-5 • PLYMOUTH, NC • PLYMOUTH HS

SEASON STATS

PPG	RPG	BPG	FG%	3FG%	FT%

LAST GAME PLAYED --

MIN	PTS	REBS	ASTS	BLKS	STLS
-	-	-	-	-	-

2018-19 (Redshirt Freshman): Earned Academic All-Big 12 Second Team honors ... Appeared in 29 games this season, averaging 7.9 minutes per game ... Totaled 48 points, 75 rebounds and 23 blocks ... Shot 45 percent from the field ... Grabbed a season-high seven rebounds four times ... Swatted away a career-best two shots eight times this season ... Netted a career-high nine points against Iona (11/25) ... Played a career-high 18 minutes against Texas (2/9).

31

CAREER HIGHS

Points	9 vs. Iona (11/25/19)
Rebounds	7, 4x last at Iowa State (3/4/19)
FG Made	4 vs. Iona (11/25/19)
FG Attempts	6 at Iowa State (3/4/19)
3 PT FG Made	--
3 PT FG Attempts	--
FT Made	4 vs. Grambling State (12/9/18)
FT Attempts	4, 2x last vs. WSU (12/19/18)
Assists	1, 3x last at Oklahoma State (2/23/19)
Blocks	2, 8x last at Iowa State (3/4/19)
Steals	1, 8x last vs. Texas Tech (1/27/19)

MISCELLANEOUS

Had a Double-Double	-
Scored 10+ Points	-
Scored 20+ Points	-
Led in KU in scoring	-
Led KU in Rebounding	-
Led KU in Blocks	-
Led KU in Steals	-
Had 3+ Blocks	-
Had 3+ Steals	-

2019-20 GAME-BY-GAME

*Sitting out due to injury

CAREER STATISTICS

				Field Goals		3-Point		F-Throws		Rebounds										Scoring	
SEASON	TEAM	GP-GS	MIN/AVG	FG-FGA	FG%	3FG-FGA	3FG%	FT-FTA	FT%	OFF	DEF	TOT	AVG	PF-FO	AST	TO	BLK	STL	PTS	AVG	
2018-19	KU	29-0	229/7.9	18-40	.450	0-0	.000	12-28	.429	25	50	75	2.6	35-0	3	20	23	7	48	1.7	
TOTAL		29-0	229/7.9	18-40	.450	0-0	.000	12-28	.429	25	50	75	2.6	35-0	3	20	23	7	48	1.7	



BAILEY HELGREN

JUNIOR • CENTER • 6-5 • EDINA, MINN. • EDINA HS

SEASON STATS

PPG	RPG	BPG	FG%	3FG%	FT%
3.7	5.3	1.0	60.5%	-	32.3%

LAST GAME PLAYED at Kansas State (3.8.2020)

MIN	PTS	REBS	ASTS	BLKS	STLS
23	-	1	-	-	-

2018-19 (Sophomore): Earned Academic All-Big 12 First Team honors ... Appeared in all 31 games, starting 29 as a sophomore ... Averaged 23.2 minutes per game ... Netted 87 points, averaging 2.8 per game ... Registered a career-high 10 points against Oral Roberts (11/13) ... Tallied a team-best 25 blocks ... Swatted away a career-high five blocks against UMKC (11/7) ... KU's leading rebounder with 180 rebounds, averaging 5.8 per game ... Grabbed a career-high 11 rebounds at Texas Tech (1/9) ... Has recorded nine or more rebounds on six occasions ... Surpassed the total number of rebounds from her rookie campaign (74) just 12 games into the 2018-19 season.

CAREER HIGHS

Points:	10, Oral Roberts -- 11/13/18
Rebounds:	11, at Texas Tech -- 01/09/19
Assists:	4, at Fla. Atlantic -- 11/30/19
Steals:	2, 2x last at West Virginia -- 2/3/19
Blocks:	5, UMKC -- 11/07/18
FG made:	4, 5 times
FG attempts:	6, 5 times
3FG attempts:	1, 2x last vs Wright State -- 11/29/19
FT made:	4, Oral Roberts -- 11/13/18
FT attempts:	8, at Iowa St. -- 01/25/20

MISCELLANEOUS

Had a Double-Double	-
Scored 10+ Points	-
Scored 20+ Points	-
Led in KU in scoring	-
Led KU in Rebounding	2
Led KU in Blocks	6
Led KU in Steals	-
Had 3+ Blocks	2
Had 3+ Steals	-

2019-20 GAME-BY-GAME

Opponent	Date	GS	Total			3-Pointers		Free throws		Rebounds				PF	A	T/O	BLK	STL	PTS	AVG	
			MIN	FG-3FGA	PCT	3FG-3FGA	PCT	FT-FTA	PCT	OFF	DEF	TOT	AVG								
Indiana St.	11/07/2019	*	24:12	4-4	1.000	0-0	.000	0-0	.000	0	6	6	6.0	3	0	1	1	1	8	8.0	
UIC	11/10/2019	*	24:46	2-4	.500	0-0	.000	0-0	.000	2	3	5	5.5	2	2	0	2	0	4	6.0	
Omaha	11/13/2019	*	30:35	1-4	.250	0-0	.000	1-2	.500	4	6	10	7.0	3	1	2	0	0	3	5.0	
UMass Lowell	11/17/2019	*	22:34	3-4	.750	0-0	.000	1-4	.250	2	4	6	6.8	3	2	2	1	1	7	5.5	
Texas St.	11/24/2019	*	26:51	3-3	1.000	0-0	.000	0-2	.000	4	0	4	6.2	4	0	3	1	0	6	5.6	
vs Wright St.	11/29/2019	*	36:00	3-4	.750	0-1	.000	2-4	.500	4	4	8	6.5	3	1	0	0	0	8	6.0	
at Fla. Atlantic	11/30/2019	*	30:00	4-6	.667	0-0	.000	0-0	.000	4	3	7	6.6	1	4	0	1	0	8	6.3	
Florida	12/08/2019	*	23:07	1-3	.333	0-0	.000	1-2	.500	2	3	5	6.4	4	0	0	1	0	3	5.9	
Saint Mary's (CA)	12/15/2019	*	22:31	2-4	.500	0-0	.000	1-2	.500	1	0	1	5.8	3	0	1	0	1	5	5.8	
at Saint Louis	12/22/2019	*	24:02	3-3	1.000	0-0	.000	0-0	.000	2	3	5	5.7	4	0	3	1	0	6	5.8	
Wofford	12/30/2019	*	17:29	2-2	1.000	0-0	.000	0-0	.000	3	5	8	5.9	0	2	2	1	0	4	5.6	
at Oklahoma St.	01/04/2020	*	24:36	0-2	.000	0-0	.000	0-0	.000	1	4	5	5.8	4	0	2	2	0	0	5.2	
West Virginia	01/08/2020	*	27:14	1-2	.500	0-0	.000	0-0	.000	2	4	6	5.8	3	1	2	0	1	2	4.9	
at TCU	01/12/2020	*	28:42	1-2	.500	0-0	.000	0-0	.000	3	4	7	5.9	3	1	1	1	1	2	4.7	
Baylor	01/15/2020	*	27:35	2-2	1.000	0-0	.000	0-0	.000	3	2	5	5.9	4	0	1	0	0	4	4.7	
Texas Tech	01/18/2020	*	34:29	2-6	.333	0-0	.000	2-2	1.000	5	1	6	5.9	3	1	0	4	0	6	4.8	
at Texas	01/22/2020	*	33:38	4-5	.800	0-0	.000	0-0	.000	2	4	6	5.9	5	2	1	1	1	8	4.9	
at Iowa St.	01/25/2020	*	30:08	1-4	.250	0-0	.000	2-8	.250	6	3	9	6.1	2	1	3	1	0	4	4.9	
Kansas St.	01/29/2020	*	31:24	0-1	.000	0-0	.000	0-0	.000	2	4	6	6.1	2	1	1	2	0	0	4.6	
Oklahoma	02/02/2020	*	34:04	2-3	.667	0-0	.000	0-1	.000	1	5	6	6.1	3	1	3	0	2	4	4.6	
at Baylor	02/05/2020	*	25:44	0-1	.000	0-0	.000	0-0	.000	0	3	3	5.9	4	0	1	1	1	0	4.4	
TCU	02/08/2020	*	27:33	1-1	1.000	0-0	.000	0-2	.000	3	4	7	6.0	1	0	2	1	0	2	4.3	
at Texas Tech	02/12/2020	*	22:00	1-1	1.000	0-0	.000	0-0	.000	2	3	5	5.9	2	0	3	1	0	2	4.2	
Texas	02/15/2020	*	19:01	1-2	.500	0-0	.000	0-0	.000	1	2	3	5.8	3	0	1	1	0	2	4.1	
at West Virginia	02/22/2020	*	17:00	0-1	.000	0-0	.000	0-0	.000	1	2	3	5.7	3	0	1	1	0	0	3.9	
at Oklahoma	02/26/2020	*	22:33	2-2	1.000	0-0	.000	0-2	.000	5	3	8	5.8	5	1	1	0	0	4	3.9	
Oklahoma St.	02/29/2020	*	23:03	2-2	1.000	0-0	.000	0-0	.000	2	1	3	5.7	2	0	0	1	0	4	3.9	
Iowa St.	03/03/2020	*	15:15	1-2	.500	0-0	.000	0-0	.000	1	0	1	5.5	4	0	1	3	0	2	3.9	
at Kansas St.	03/08/2020	*	23:38	0-1	.000	0-0	.000	0-0	.000	1	0	1	5.3	4	0	1	0	0	0	3.7	
Totals			24	749:45	49-81	.605	0-1	.000	10-31	.323	69	86	155	5.3	87	21	39	29	9	108	3.7

Player Averages

Games Played	Minutes/game	Points/game	FG Pct	3FG Pct	FT Pct	Rebounds/game	Assists/game	Turnovers/game	Assist/Turnover ratio	Steals/game	Blocks/game
29	25.9	3.7	60.5	0.0	32.3	5.3	0.7	1.3	0.5	0.3	1.0

CAREER STATISTICS

				Field Goals		3-Point		F-Throws		Rebounds									Scoring	
SEASON	TEAM	GP-GS	MIN/AVG	FG-FGA	FG%	3FG-FGA	3FG%	FT-FTA	FT%	OFF	DEF	TOT	AVG	PF-FO	AST	TO	BLK	STL	PTS	AVG
2017-18	KU	28-19	419/15.0	14-34	.412	0-1	.000	6-8	.750	22	52	74	2.6	47-1	13	29	16	2	34	1.2
2018-19	KU	31-29	725/23.4	36-68	.529	0-0	.000	15-30	.500	78	102	180	5.8	91-2	17	38	25	9	87	2.8
2019-20	KU	29-24	750/25.9	49-81	.605	0-1	.000	10-31	.323	69	86	155	5.3	87-2	21	39	29	9	108	3.7
TOTAL		88-72	1894/21.5	99-183	.541	0-2	.000	31-69	.449	169	240	409	4.6	225-5	51	106	70	20	229	2.6



CHISOM AJEKWU

FRESHMAN • CENTER • 6-3 • LAWRENCE, KAN. • LAWRENCE HS

SEASON STATS

PPG	RPG	BPG	FG%	3FG%	FT%
0.4	0.4	-	50%	-	-

LAST GAME PLAYED vs Baylor (1/15/2020)

MIN	PTS	REBS	ASTS	BLKS	STLS
1	-	-	-	-	-

Prepped at Lawrence High School, earning letters in basketball ... Ranked No. 23 for her position and No. 117 overall in the 2019 signing class by ESPN ... Earned Second-Team All-Sunflower League honors ... Averaged 11.9 points and 10.3 rebounds per game as a junior ... Led LHS to a 17-5 record in 2017-18.

45

CAREER HIGHS

Points	2, UMass Lowell -- 11/17/19
Rebounds	1, 2x last UIC -- 11/10/19
FG made	1, UMass Lowell -- 11/17/19
FG attempts	1, 2x last UMass Lowell -- 11/17/19

MISCELLANEOUS

Had a Double-Double	-
Scored 10+ Points	-
Scored 20+ Points	-
Led in KU in scoring	-
Led KU in Rebounding	-
Led KU in Blocks	-
Led KU in Steals	-
Had 3+ Blocks	-
Had 3+ Steals	-

2019-20 GAME-BY-GAME

Opponent	Date	GS	MIN	Total		3-Pointers		Free throws		Rebounds				PF	A	T/O	BLK	STL	PTS	AVG
				FG-FGA	PCT	3FG-3FGA	PCT	FT-FTA	PCT	OFF	DEF	TOT	AVG							
Indiana St.	11/07/2019		02:58	0-1	.000	0-0	.000	0-0	.000	1	0	1	1.0	1	0	1	0	0	0	0.0
UIC	11/10/2019		03:12	0-0	.000	0-0	.000	0-0	.000	0	1	1	1.0	0	0	0	0	0	0	0.0
Omaha	11/13/2019		00:49	0-0	.000	0-0	.000	0-0	.000	0	0	0	0.7	0	0	0	0	0	0	0.0
UMass Lowell	11/17/2019		02:41	1-1	1.000	0-0	.000	0-0	.000	0	0	0	0.5	0	0	0	0	0	2	0.5
Baylor	01/15/2020		00:56	0-0	.000	0-0	.000	0-0	.000	0	0	0	0.4	0	0	0	0	0	0	0.4
Totals		0	10:35	1-2	.500	0-0	.000	0-0	.000	1	1	2	0.4	1	0	1	0	0	2	0.4

Player Averages

Games Played	Minutes/game	Points/game	FG Pct	3FG Pct	FT Pct	Rebounds/game	Assists/game	Turnovers/game	Assist/Turnover ratio	Steals/game	Blocks/game
5	2.1	0.4	50.0	0.0	0.0	0.4	0.0	0.2	0.0	0.0	0.0

CAREER STATISTICS

				Field Goals		3-Point		F-Throws		Rebounds				Scoring						
SEASON	TEAM	GP-GS	MIN/AVG	FG-FGA	FG%	3FG-FGA	3FG%	FT-FTA	FT%	OFF	DEF	TOT	AVG	PF-FO	AST	TO	BLK	STL	PTS	AVG
2019-20	KU	5-0	11/2.1	1-2	.500	0-0	.000	0-0	.000	1	1	2	0.4	1-0	0	1	0	0	2	0.4
TOTAL		5-0	11/2.1	1-2	.500	0-0	.000	0-0	.000	1	1	2	0.4	1-0	0	1	0	0	2	0.4

COMBINED TEAM STATISTICS

Game Records

Record	Overall	Home	Away	Neutral
ALL GAMES	15-14	11-6	3-8	1-0
CONFERENCE	4-14	3-6	1-8	0-0
NON-CONFERENCE	11-0	8-0	2-0	1-0

Score by Periods

Team	1st	2nd	3rd	4th	OT	TOT
Kansas	518	503	446	526	17	2010
Opponents	497	536	487	493	21	2034

Team Box Score

No.	Player				Total		3-Point		F-Throw		Rebounds											
		GP-GS	MIN	AVG	FG-FGA	FG%	3FG-FGA	3FG%	FT-FTA	FT%	OFF	DEF	TOT	AVG	PF	DQ	A	TO	BLK	STL	PTS	AVG
05	THOMAS, Aniya	29-28	904:55	31.2	127-329	.386	44-147	.299	66-85	.776	24	92	116	4.0	76	2	66	58	6	57	364	12.6
15	FRANKLIN, Zakiyah	29-29	930:24	32.1	129-355	.363	23-78	.295	71-90	.789	13	57	70	2.4	55	0	103	104	6	28	352	12.1
04	DE CARVALHO, Mariane	29-29	819:12	28.2	115-280	.411	42-138	.304	30-51	.588	42	107	149	5.1	61	1	29	38	10	29	302	10.4
01	STEPHENS, Tina	26-6	635:14	24.4	98-210	.467	4-16	.250	65-109	.596	56	132	188	7.2	53	0	31	55	6	44	265	10.2
13	KERSGIETER, Holly	29-5	710:35	24.5	100-237	.422	53-131	.405	41-66	.621	28	95	123	4.2	62	1	49	54	10	32	294	10.1
21	MITCHELL, Brookdyn	29-18	690:50	23.8	95-235	.404	14-59	.237	45-75	.600	4	65	69	2.4	57	0	67	100	5	32	249	8.6
35	HELGREN, Bailey	29-24	749:45	25.9	49-81	.605	0-1	.000	10-31	.323	69	86	155	5.3	87	2	21	39	29	9	108	3.7
10	MERRIWEATHER, Emma	19-5	202:10	10.6	19-47	.404	0-0	.000	5-25	.200	19	44	63	3.3	34	2	2	14	15	6	43	2.3
03	DAVIS, Tamia	6-0	24:40	4.1	2-8	.250	2-6	.333	2-2	1.000	2	3	5	0.8	3	0	2	0	0	2	8	1.3
11	RAMALHO, Niccolly	21-1	171:11	8.2	10-21	.476	1-10	.100	2-8	.250	3	15	18	0.9	20	0	10	10	0	6	23	1.1
45	AJEKWU, Chisom	5-0	10:35	2.1	1-2	.500	0-0	.000	0-0	.000	1	1	2	0.4	1	0	0	1	0	0	2	0.4
Team											78	82	160					4				
Total		29	5850		745-1805	.413	183-586	.312	337-542	.622	339	779	1118	38.6	509	8	380	477	87	245	2010	69.3
Opponents		29	5847		745-1818	.410	179-555	.323	365-522	.699	360	829	1189	41.0	513	10	421	495	153	241	2034	70.1

Team Statistics

	KU	OPP
Scoring	2010	2034
Points per game	69.3	70.1
Scoring margin	-0.8	-
Field goals-att	745-1805	745-1818
Field goal pct	.413	.410
3 point fg-att	183-586	179-555
3-point FG pct	.312	.323
3-pt FG made per game	6.3	6.2
Free throws-att	337-542	365-522
Free throw pct	.622	.699
F-Throws made per game	11.6	12.6
Rebounds	1118	1189
Rebounds per game	38.6	41.0
Rebounding margin	-2.4	-
Assists	380	421
Assists per game	13.1	14.5
Turnovers	477	495
Turnovers per game	16.4	17.1
Turnover margin	+0.6	-
Assist/turnover ratio	0.8	0.9
Steals	245	241
Steals per game	8.4	8.3
Blocks	87	153
Blocks per game	3.0	5.3
Winning streak	0	-
Home win streak	0	-
Attendance	27354	41744
Home games-Avg/Game	17-1609	11-3795
Neutral site-Avg/Game	-	1-448

Team Results

Date	Opponent		Score	Att.
11/07/2019	Indiana St.	W	84-72	1252
11/10/2019	UIC	W	91-50	1200
11/13/2019	Omaha	W	63-48	1353
11/17/2019	UMass Lowell	W	79-44	1420
11/24/2019	Texas St.	W	68-48	1433
11/29/2019	vs Wright St.	W	74-63	448
11/30/2019	at Fla. Atlantic	W	90-60	385
12/08/2019	Florida	W	76-66	1625
12/15/2019	Saint Mary's (CA)	W	86-81	1291
12/22/2019	at Saint Louis	Wot	68-60	2210
12/30/2019	Wofford	W	83-64	1935
01/04/2020	at Oklahoma St.	L	49-67	2226
01/08/2020	West Virginia	L	49-68	1313
01/12/2020	at TCU	L	59-73	2590
01/15/2020	Baylor	L	47-90	1500
01/18/2020	Texas Tech	W	67-50	1569
01/22/2020	at Texas	L	77-85	2756
01/25/2020	at Iowa St.	L	67-89	9833
01/29/2020	Kansas St.	L	61-69	1743
02/02/2020	Oklahoma	Lot	82-94	1715
02/05/2020	at Baylor	L	44-97	8265
02/08/2020	TCU	L	74-87	1773
02/12/2020	at Texas Tech	L	72-89	3407
02/15/2020	Texas	W	82-67	2072
02/22/2020	at West Virginia	L	53-60	3135
02/26/2020	at Oklahoma	W	83-80	1765
02/29/2020	Oklahoma St.	W	77-69	2471
03/03/2020	Iowa St.	L	42-61	1689
03/08/2020	at Kansas St.	L	63-83	5172

BIG 12 COMBINED TEAM STATISTICS

Game Records

Record	Overall	Home	Away	Neutral
ALL GAMES	4-14	3-6	1-8	0-0
CONFERENCE	4-14	3-6	1-8	0-0
NON-CONFERENCE	0-0	0-0	0-0	0-0

Score by Periods

Team	1st	2nd	3rd	4th	OT	TOT
Kansas	275	268	261	337	7	1148
Opponents	297	348	364	350	19	1378

Team Box Score

No.	Player				Total		3-Point		F-Throw		Rebounds				PF		A	TO	BLK	STL	PTS	AVG
		GP-GS	MIN	AVG	FG-FGA	FG%	3FG-FGA	3FG%	FT-FTA	FT%	OFF	DEF	TOT	AVG		DQ						
15	FRANKLIN, Zakiyah	18-18	606:05	33.7	91-246	.370	11-44	.250	37-48	.771	8	37	45	2.5	38	0	66	72	6	16	230	12.8
05	THOMAS, Aniya	18-17	595:39	33.1	80-214	.374	27-94	.287	38-48	.792	10	65	75	4.2	47	1	43	39	4	34	225	12.5
01	STEPHENS, Tina	15-6	364:03	24.3	51-123	.415	4-9	.444	44-60	.733	28	78	106	7.1	34	0	18	37	4	27	150	10.0
04	DE CARVALHO, Mariane	18-18	503:41	28.0	66-167	.395	27-92	.293	17-25	.680	18	63	81	4.5	40	1	14	24	5	18	176	9.8
13	KERSGIETER, Holly	18-5	447:44	24.9	55-144	.382	33-83	.398	21-36	.583	11	47	58	3.2	39	1	25	35	5	19	164	9.1
21	MITSHELL, Brooklyn	18-7	362:26	20.1	42-128	.328	6-32	.188	19-42	.452	2	26	28	1.6	39	0	25	61	4	21	109	6.1
35	HELGREN, Bailey	18-13	467:36	26.0	21-40	.525	0-0	.000	4-15	.267	41	49	90	5.0	57	2	9	25	20	6	46	2.6
10	MERRIWEATHER, Emma	18-5	192:58	10.7	18-45	.400	0-0	.000	5-23	.217	17	42	59	3.3	33	2	2	12	14	6	41	2.3
11	RAMALHO, Niccolly	12-1	81:41	6.8	3-7	.429	1-3	.333	0-0	.000	2	5	7	0.6	11	0	4	3	0	2	7	0.6
45	AJEKWU, Chisom	1-0	00:56	0.9	0-0	.000	0-0	.000	0-0	.000	0	0	0	0.0	0	0	0	0	0	0	0	0.0
03	DAVIS, Tarnia	1-0	01:44	1.7	0-0	.000	0-0	.000	0-0	.000	1	0	1	1.0	0	0	0	0	0	0	0	0.0
Team											58	48	106					1				
Total		18	3625		427-1114	.383	109-357	.305	185-297	.623	196	460	656	36.4	338	7	206	309	62	149	1148	63.8
Opponents		18	3622		499-1139	.438	113-322	.351	267-369	.724	220	551	771	42.8	288	3	288	282	116	157	1378	76.6

Team Statistics

	KU	OPP
Scoring	1148	1378
Points per game	63.8	76.6
Scoring margin	-12.8	-
Field goals-att	427-1114	499-1139
Field goal pct	.383	.438
3 point fg-att	109-357	113-322
3-point FG pct	.305	.351
3-pt FG made per game	6.1	6.3
Free throws-att	185-297	267-369
Free throw pct	.623	.724
F-Throws made per game	10.3	14.8
Rebounds	656	771
Rebounds per game	36.4	42.8
Rebounding margin	-6.4	-
Assists	206	288
Assists per game	11.4	16.0
Turnovers	309	282
Turnovers per game	17.2	15.7
Turnover margin	-1.5	-
Assist/turnover ratio	0.7	1.0
Steals	149	157
Steals per game	8.3	8.7
Blocks	62	116
Blocks per game	3.4	6.4
Winning streak	0	-
Home win streak	0	-
Attendance	15845	39149
Home games-Avg/Game	9-1761	9-4350
Neutral site-Avg/Game	-	0-0

Team Results

Date	Opponent		Score	Att.
01/04/2020	at Oklahoma St.	L	49-67	2226
01/08/2020	West Virginia	L	49-68	1313
01/12/2020	at TCU	L	59-73	2590
01/15/2020	Baylor	L	47-90	1500
01/18/2020	Texas Tech	W	67-50	1569
01/22/2020	at Texas	L	77-85	2756
01/25/2020	at Iowa St.	L	67-89	9833
01/29/2020	Kansas St.	L	61-69	1743
02/02/2020	Oklahoma	Lot	82-94	1715
02/05/2020	at Baylor	L	44-97	8265
02/08/2020	TCU	L	74-87	1773
02/12/2020	at Texas Tech	L	72-89	3407
02/15/2020	Texas	W	82-67	2072
02/22/2020	at West Virginia	L	53-60	3135
02/26/2020	at Oklahoma	W	83-80	1765
02/29/2020	Oklahoma St.	W	77-69	2471
03/03/2020	Iowa St.	L	42-61	1689
03/08/2020	at Kansas St.	L	63-83	5172

GAME-BY-GAME COMPARISONS

Opponent	Date	Score		Total		3-Pointers		Free throws		Rebounds				PF	A	TO	BLK	STL	PTS	AVG
				FG-FGA	PCT	3FG-FGA	PCT	FT-FTA	PCT	OFF	DEF	TOT	AVG							
Indiana St.	11/07/2019	84-72	W	28-53	.528	4-15	.267	24-42	.571	11	26	37	37.0	22	14	17	2	7	84	84.0
UIC	11/10/2019	91-50	W	32-77	.416	9-32	.281	18-25	.720	14	40	54	45.5	14	21	11	3	11	91	87.5
Omaha	11/13/2019	63-48	W	23-71	.324	2-13	.154	15-25	.600	21	22	43	44.7	14	7	11	2	14	63	79.3
UMass Lowell	11/17/2019	79-44	W	33-59	.559	7-19	.368	6-12	.500	9	36	45	44.8	21	22	21	1	12	79	79.3
Texas St.	11/24/2019	68-48	W	26-60	.433	10-25	.400	6-16	.375	15	32	47	45.2	14	14	13	4	7	68	77.0
vs Wright St.	11/29/2019	74-63	W	24-57	.421	5-20	.250	21-33	.636	13	24	37	43.8	14	15	15	2	7	74	76.5
at Fla. Atlantic	11/30/2019	90-60	W	36-73	.493	6-25	.240	12-17	.706	21	27	48	44.4	23	18	17	2	12	90	78.4
Florida	12/08/2019	76-66	W	26-50	.520	8-16	.500	16-24	.667	5	32	37	43.5	10	15	19	2	7	76	78.1
Saint Mary's (CA)	12/15/2019	86-81	W	30-68	.441	9-23	.391	17-24	.708	8	21	29	41.9	13	14	6	2	6	86	79.0
at Saint Louis	12/22/2019	68-60	Wot	26-55	.473	5-16	.313	11-14	.786	11	28	39	41.6	16	11	18	3	5	68	77.9
Wofford	12/30/2019	83-64	W	34-68	.500	9-25	.360	6-13	.462	15	31	46	42.0	10	23	20	2	8	83	78.4
at Oklahoma St.	01/04/2020	49-67	L	19-65	.292	3-16	.188	8-16	.500	16	27	43	42.1	21	6	21	4	12	49	75.9
West Virginia	01/08/2020	49-68	L	16-68	.235	5-22	.227	12-17	.706	19	27	46	42.4	15	7	12	1	4	49	73.8
at TCU	01/12/2020	59-73	L	24-62	.387	8-23	.348	3-8	.375	11	24	35	41.9	17	12	21	2	9	59	72.8
Baylor	01/15/2020	47-90	L	18-51	.353	2-17	.118	9-13	.692	5	20	25	40.7	23	4	22	1	4	47	71.1
Texas Tech	01/18/2020	67-50	W	24-57	.421	5-16	.313	14-19	.737	9	30	39	40.6	14	14	16	6	10	67	70.8
at Texas	01/22/2020	77-85	L	31-72	.431	9-16	.563	6-16	.375	10	18	28	39.9	25	18	10	3	9	77	71.2
at Iowa St.	01/25/2020	67-89	L	26-66	.394	6-21	.286	9-20	.450	16	21	37	39.7	18	18	17	3	7	67	70.9
Kansas St.	01/29/2020	61-69	L	24-72	.333	7-24	.292	6-11	.545	20	26	46	40.1	16	10	15	5	10	61	70.4
Oklahoma	02/02/2020	82-94	Lot	30-68	.441	9-22	.409	13-16	.813	11	22	33	39.7	21	14	20	2	12	82	71.0
at Baylor	02/05/2020	44-97	L	14-52	.269	6-23	.261	10-15	.667	3	21	24	39.0	19	9	24	4	11	44	69.7
TCU	02/08/2020	74-87	L	28-56	.500	9-27	.333	9-15	.600	7	21	28	38.5	16	14	17	4	6	74	69.9
at Texas Tech	02/12/2020	72-89	L	27-69	.391	7-27	.259	11-14	.786	10	27	37	38.4	22	14	19	5	9	72	70.0
Texas	02/15/2020	82-67	W	29-56	.518	2-9	.222	22-27	.815	6	27	33	38.2	18	10	13	5	9	82	70.5
at West Virginia	02/22/2020	53-60	L	19-56	.339	7-19	.368	8-15	.533	15	26	41	38.3	21	11	22	3	8	53	69.8
at Oklahoma	02/26/2020	83-80	W	27-59	.458	8-19	.421	21-27	.778	14	30	44	38.5	24	6	26	3	10	83	70.3
Oklahoma St.	02/29/2020	77-69	W	29-62	.468	7-16	.438	12-24	.500	10	33	43	38.7	12	16	7	3	6	77	70.6
Iowa St.	03/03/2020	42-61	L	17-69	.246	3-21	.143	5-12	.417	9	37	46	38.9	17	7	12	5	7	42	69.5
at Kansas St.	03/08/2020	63-83	L	25-54	.463	6-19	.316	7-12	.583	5	23	28	38.6	19	16	15	3	6	63	69.3
Total	2010			745-1805	.413	183-586	.312	337-542	.622	339	779	1118	38.6	509	380	477	87	245	2010	69.3
Opponents	2034			745-1818	.410	179-555	.323	365-522	.699	360	829	1189	41.0	513	421	495	153	241	2034	70.1

Kansas Averages

Games Played	Points/game	FG Pct	3FG Pct	FT Pct	Rebounds/game	Assists/game	Turnovers/game	Assist/Turnover ratio	Steals/game	Blocks/game
29	69.3	41.3	31.2	62.2	38.6	13.1	16.4	0.8	8.4	3.0

POINTS-REBOUNDS-ASSISTS

Opponent	Date	Score	01	03	04	05	10	11	13	15	21	35	45
			STEPHENS,T	DAVIS,TAMI	DE CARVALH	THOMAS,ANI	MERRIWEATH	RAMALHO,NII	KERSGIETER	FRANKLIN,Z	MITCHELL,B	HELGREN,BA	AJEKWU,CHI
ISU	11/07/2019	84-72	W	3-2-0	0-1-0	15-5-3	5-0-2	DNP	2-1-1	24-10-3	16-5-3	11-1-2	8-6-0
UIC	11/10/2019	91-50	W	15-10-1	5-3-1	13-7-0	17-6-4	DNP	4-4-1	8-7-3	14-2-3	11-4-6	4-5-2
UNO	11/13/2019	63-48	W	6-6-1	DNP	9-5-0	9-4-1	DNP	1-1-0	7-4-0	13-1-4	15-4-0	3-10-1
Lowell	11/17/2019	79-44	W	14-11-1	3-0-0	15-10-3	15-2-1	DNP	7-2-2	9-4-2	2-3-6	5-5-5	7-6-2
TXST	11/24/2019	68-48	W	6-10-1	DNP	19-4-2	11-5-1	DNP	2-0-0	13-7-1	9-2-5	2-6-4	6-4-0
vs WSU	11/29/2019	74-63	W	8-9-3	DNP	8-2-0	15-3-5	DNP	0-0-0	14-5-2	19-2-3	2-2-1	8-8-1
at FAU	11/30/2019	90-60	W	19-15-2	0-0-0	2-5-1	19-7-1	DNP	0-2-2	12-4-3	7-1-3	23-4-2	8-7-4
UF	12/08/2019	76-66	W	16-4-2	DNP	7-9-0	10-1-2	DNP	DNP	14-8-3	10-2-2	16-6-6	3-5-0
SMC	12/15/2019	86-81	W	13-5-2	DNP	16-8-1	13-1-2	DNP	DNP	4-9-4	11-1-3	24-2-2	5-1-0
at SLU	12/22/2019	68-60	Wot	5-3-0	DNP	4-6-1	15-6-2	DNP	0-1-0	4-2-1	19-3-2	15-5-5	6-5-0
WOF	12/30/2019	83-64	W	10-7-0	0-0-1	18-7-4	10-6-2	2-4-0	0-0-0	21-5-2	2-3-3	16-2-9	4-8-2
at OSU	01/04/2020	49-67	L	7-5-1	DNP	9-6-0	3-3-2	0-3-0	0-0-0	8-3-2	17-5-0	5-3-1	0-5-0
WVU	01/08/2020	49-68	L	DNP	DNP	12-7-0	12-5-1	2-4-0	2-1-0	7-5-1	1-2-2	11-4-2	2-6-1
at TCU	01/12/2020	59-73	L	DNP	DNP	0-9-0	14-2-3	0-3-0	0-0-0	16-5-2	11-2-6	16-2-0	2-7-1
Baylor	01/15/2020	47-90	L	DNP	DNP	11-6-1	13-3-0	0-4-0	0-0-1	6-2-0	9-1-1	4-1-1	4-5-0
TTU	01/18/2020	67-50	W	14-3-1	DNP	16-3-0	9-9-4	0-2-0	DNP	10-2-1	10-3-5	2-5-2	6-6-1
at UT	01/22/2020	77-85	L	11-7-3	DNP	8-2-0	21-3-4	2-0-0	0-0-0	8-2-4	12-1-5	7-0-0	8-6-2
at IowaSt	01/25/2020	67-89	L	20-9-1	0-1-0	15-4-1	9-4-4	2-2-0	0-0-0	5-3-6	7-0-4	5-0-1	4-9-1
KState	01/29/2020	61-69	L	10-2-0	DNP	9-2-1	8-10-3	4-0-0	DNP	11-6-0	15-5-2	4-0-3	0-6-1
OU	02/02/2020	82-94	Lot	10-6-0	DNP	17-7-1	0-2-4	0-1-0	2-1-0	18-3-1	25-3-6	6-0-1	4-6-1
at Baylor	02/05/2020	44-97	L	6-4-1	DNP	3-0-0	19-2-0	1-5-0	0-0-1	2-1-0	6-4-4	7-1-3	0-3-0
TCU	02/08/2020	74-87	L	8-3-2	DNP	5-6-1	28-1-4	2-0-1	0-0-0	3-5-0	21-1-5	5-1-1	2-7-0
at TTU	02/12/2020	72-89	L	4-5-0	DNP	10-5-2	13-10-3	10-1-0	DNP	9-4-3	15-0-1	9-3-5	2-5-0
UT	02/15/2020	82-67	W	14-10-2	DNP	12-6-1	21-4-2	4-5-0	DNP	9-1-1	14-2-4	6-0-0	2-3-0
at WVU	02/22/2020	53-60	L	4-7-1	DNP	10-6-2	10-2-1	5-7-0	DNP	6-3-1	12-5-6	6-2-0	0-3-0
at OU	02/26/2020	83-80	W	11-11-1	DNP	16-2-1	21-3-1	0-3-0	0-0-0	10-5-1	15-2-1	6-3-0	4-8-1
OSU	02/29/2020	77-69	W	13-12-1	DNP	5-5-1	10-6-4	5-8-1	DNP	14-1-1	23-4-8	3-1-0	4-3-0
IowaSt	03/03/2020	42-61	L	12-17-0	DNP	9-4-1	4-4-0	0-7-0	3-3-2	1-1-0	4-1-2	7-1-2	2-1-0
at KState	03/08/2020	63-83	L	6-5-4	DNP	9-1-1	10-2-3	4-4-0	0-2-0	21-6-1	13-4-4	0-1-3	0-1-0

OVERALL TEAM STATISTICS

Team Statistics

	KU	OPP
Scoring	2010	2034
Points per game	69.3	70.1
Scoring margin	-0.8	-
Field goals-att	745-1805	745-1818
Field goal pct	.413	.410
3 point fg-att	183-586	179-555
3-point FG pct	.312	.323
3-pt FG made per game	6.3	6.2
Free throws-att	337-542	365-522
Free throw pct	.622	.699
F-Throws made per game	11.6	12.6
Rebounds	1118	1189
Rebounds per game	38.6	41.0
Rebounding margin	-2.4	-
Assists	380	421
Assists per game	13.1	14.5
Turnovers	477	495
Turnovers per game	16.4	17.1
Turnover margin	+0.6	-
Assist/turnover ratio	0.8	0.9
Steals	245	241
Steals per game	8.4	8.3
Blocks	87	153
Blocks per game	3.0	5.3
Winning streak	0	-
Home win streak	0	-
Attendance	27354	41744
Home games-Avg/Game	17-1609	11-3795
Neutral site-Avg/Game	-	1-448

Score by Periods

Team	1st	2nd	3rd	4th	OT	TOT
Kansas	518	503	446	526	17	2010
Opponents	497	536	487	493	21	2034

PLAYER HIGHS

Kansas - Individual Game Highs

POINTS	28		Aniya Thomas vs TCU (02/08/2020)
	25		Zakiah Franklin vs Oklahoma (02/02/2020)
	24		Brooklyn Mitchell vs Saint Mary's (CA) (12/15/2019)
	24		Holly Kersgieter vs Indiana St. (11/07/2019)
	23		Zakiah Franklin vs Oklahoma St. (02/29/2020)
	23		Brooklyn Mitchell at Fla. Atlantic (11/30/2019)
FIELD GOALS MADE	10		Brooklyn Mitchell at Fla. Atlantic (11/30/2019)
	9		Aniya Thomas vs Texas (02/15/2020)
	9		Aniya Thomas vs TCU (02/08/2020)
	9		Zakiah Franklin vs Oklahoma (02/02/2020)
	9		Brooklyn Mitchell vs Saint Mary's (CA) (12/15/2019)
FIELD GOAL ATTEMPTS	23		Zakiah Franklin vs Kansas St. (01/29/2020)
	19		Zakiah Franklin at Oklahoma St. (01/04/2020)
FIELD GOAL PERCENTAGE (min 5 made)	.857	(6-7)	Brooklyn Mitchell vs Wofford (12/30/2019)
	.800	(8-10)	Mariane De Carvalho vs Wofford (12/30/2019)
3 PT FG MADE	5		Holly Kersgieter vs Wofford (12/30/2019)
	5		Mariane De Carvalho vs Texas St. (11/24/2019)
3 PT FG ATTEMPTS	10		Aniya Thomas at Fla. Atlantic (11/30/2019)
	9		Aniya Thomas at Texas Tech (02/12/2020)
	9		Aniya Thomas vs TCU (02/08/2020)
	9		Mariane De Carvalho vs Kansas St. (01/29/2020)
	9		Holly Kersgieter vs Wofford (12/30/2019)
	9		Mariane De Carvalho vs Texas St. (11/24/2019)
3 PT FG PERCENTAGE (min 2 made)	1.000	(2-2)	Mariane De Carvalho vs Wofford (12/30/2019)
	.800	(4-5)	Holly Kersgieter at Kansas St. (03/08/2020)
FREE THROWS MADE	9		Aniya Thomas at Oklahoma (02/26/2020)
	8		Tina Stephens vs Texas (02/15/2020)
	8		Zakiah Franklin vs Indiana St. (11/07/2019)
FREE THROW ATTEMPTS	11		Zakiah Franklin vs Indiana St. (11/07/2019)
	10		Aniya Thomas at Oklahoma (02/26/2020)
	10		Aniya Thomas vs Wright St. (N) (11/29/2019)
FREE THROW PERCENTAGE (min 3 made)	1.000	(6-6)	Mariane De Carvalho at Oklahoma (02/26/2020)
	1.000	(6-6)	Zakiah Franklin vs Texas (02/15/2020)
	1.000	(6-6)	Aniya Thomas vs TCU (02/08/2020)
	1.000	(6-6)	Zakiah Franklin vs Oklahoma (02/02/2020)
	1.000	(4-4)	Tina Stephens at Texas Tech (02/12/2020)
	1.000	(4-4)	Aniya Thomas vs West Virginia (01/08/2020)
	1.000	(4-4)	Aniya Thomas at Saint Louis (12/22/2019)
	1.000	(4-4)	Zakiah Franklin vs Florida (12/08/2019)
	1.000	(4-4)	Brooklyn Mitchell vs UIC (11/10/2019)
	1.000	(3-3)	Tina Stephens vs Iowa St. (03/03/2020)
	1.000	(3-3)	Zakiah Franklin vs TCU (02/08/2020)
	1.000	(3-3)	Aniya Thomas vs Florida (12/08/2019)
	1.000	(3-3)	Brooklyn Mitchell vs Omaha (11/13/2019)
REBOUNDS	17		Tina Stephens vs Iowa St. (03/03/2020)
	15		Tina Stephens at Fla. Atlantic (11/30/2019)
ASSISTS	9		Brooklyn Mitchell vs Wofford (12/30/2019)
	8		Zakiah Franklin vs Oklahoma St. (02/29/2020)
STEALS	6		Tina Stephens at Fla. Atlantic (11/30/2019)
	5		Brooklyn Mitchell at Texas (01/22/2020)
BLOCKED SHOTS	4		Emma Merriweather at Texas Tech (02/12/2020)
	4		Bailey Helgren vs Texas Tech (01/18/2020)
TURNOVERS	10		Brooklyn Mitchell at Oklahoma (02/26/2020)
	9		Brooklyn Mitchell vs Florida (12/08/2019)

PLAYER HIGHS

Kansas - Individual Game Highs

FOULS	5	Emma Merriweather at Kansas St. (03/08/2020)
	5	Bailey Helgren at Oklahoma (02/26/2020)
	5	Bailey Helgren at Texas (01/22/2020)
	5	Holly Kersgieter at Texas (01/22/2020)
	5	Mariane De Carvalho vs Baylor (01/15/2020)
	5	Emma Merriweather vs Baylor (01/15/2020)
	5	Aniya Thomas at TCU (01/12/2020)
	5	Aniya Thomas vs Indiana St. (11/07/2019)

SEASON/CONFERENCE STATISTICS

Summary

Player	Overall Statistics										Conference Statistics									
	GP-GS	MIN/G	FG%	3FG%	FT%	R/G	A/G	STL	BLK	PTS/G	GP-GS	MIN/G	FG%	3FG%	FT%	R/G	A/G	STL	BLK	PTS/G
THOMAS, Aniya	29-28	31.2	.386	.299	.776	4.0	2.3	57	6	12.6	18-17	33.1	.374	.287	.792	4.2	2.4	34	4	12.5
FRANKLIN, Zakiyah	29-29	32.1	.363	.295	.789	2.4	3.6	28	6	12.1	18-18	33.7	.370	.250	.771	2.5	3.7	16	6	12.8
DE CARVALHO, Mariane	29-29	28.2	.411	.304	.588	5.1	1.0	29	10	10.4	18-18	28.0	.395	.293	.680	4.5	0.8	18	5	9.8
STEPHENS, Tina	26-6	24.4	.467	.250	.596	7.2	1.2	44	6	10.2	15-6	24.3	.415	.444	.733	7.1	1.2	27	4	10.0
KERSGIETER, Holly	29-5	24.5	.422	.405	.621	4.2	1.7	32	10	10.1	18-5	24.9	.382	.398	.583	3.2	1.4	19	5	9.1
MITCHELL, Brooklyn	29-18	23.8	.404	.237	.600	2.4	2.3	32	5	8.6	18-7	20.1	.328	.188	.452	1.6	1.4	21	4	6.1
HELGREN, Bailey	29-24	25.9	.605	.000	.323	5.3	0.7	9	29	3.7	18-13	26.0	.525	.000	.267	5.0	0.5	6	20	2.6
MERRIWEATHER, Emma	19-5	10.6	.404	.000	.200	3.3	0.1	6	15	2.3	18-5	10.7	.400	.000	.217	3.3	0.1	6	14	2.3
DAVIS, Tamia	6-0	4.1	.250	.333	1.000	0.8	0.3	2	0	1.3	1-0	1.7	.000	.000	.000	1.0	0.0	0	0	0.0
RAMALHO, Niccolly	21-1	8.2	.476	.100	.250	0.9	0.5	6	0	1.1	12-1	6.8	.429	.333	.000	0.6	0.3	2	0	0.6
AJEKWU, Chisom	5-0	2.1	.500	.000	.000	0.4	0.0	0	0	0.4	1-0	0.9	.000	.000	.000	0.0	0.0	0	0	0.0
Totals	29		.413	.312	.622	38.6	13.1	245	87	69.3	18		.383	.305	.623	36.4	11.4	149	62	63.8
Opponent	29		.410	.323	.699	41.0	14.5	241	153	70.1	18		.438	.351	.724	42.8	16.0	157	116	76.6

Scoring

Player	Overall Statistics										Conference Statistics									
	FG-FGA	FG%	3FG-3FGA	3FG%	FT-FTA	FT%	PTS	PTS/G	FG-FGA	FG%	3FG-3FGA	3FG%	FT-FTA	FT%	PTS	PTS/G	FG-FGA	FG%	3FG-3FGA	3FG%
THOMAS, Aniya	127-329	.386	44-147	.299	66-85	.776	364	12.6	80-214	.374	27-94	.287	38-48	.792	225	12.5	80-214	.374	27-94	.287
FRANKLIN, Zakiyah	129-355	.363	23-78	.295	71-90	.789	352	12.1	91-246	.370	11-44	.250	37-48	.771	230	12.8	91-246	.370	11-44	.250
DE CARVALHO, Mariane	115-280	.411	42-138	.304	30-51	.588	302	10.4	66-167	.395	27-92	.293	17-25	.680	176	9.8	66-167	.395	27-92	.293
STEPHENS, Tina	98-210	.467	4-16	.250	65-109	.596	265	10.2	51-123	.415	4-9	.444	44-60	.733	150	10.0	51-123	.415	4-9	.444
KERSGIETER, Holly	100-237	.422	53-131	.405	41-66	.621	294	10.1	55-144	.382	33-83	.398	21-36	.583	164	9.1	55-144	.382	33-83	.398
MITCHELL, Brooklyn	95-235	.404	14-59	.237	45-75	.600	249	8.6	42-128	.328	6-32	.188	19-42	.452	109	6.1	42-128	.328	6-32	.188
HELGREN, Bailey	49-81	.605	0-1	.000	10-31	.323	108	3.7	21-40	.525	0-0	.000	4-15	.267	46	2.6	21-40	.525	0-0	.000
MERRIWEATHER, Emma	19-47	.404	0-0	.000	5-25	.200	43	2.3	18-45	.400	0-0	.000	5-23	.217	41	2.3	18-45	.400	0-0	.000
DAVIS, Tamia	2-8	.250	2-6	.333	2-2	1.000	8	1.3	0-0	.000	0-0	.000	0-0	.000	0	0.0	0-0	.000	0-0	.000
RAMALHO, Niccolly	10-21	.476	1-10	.100	2-8	.250	23	1.1	3-7	.429	1-3	.333	0-0	.000	7	0.6	3-7	.429	1-3	.333
AJEKWU, Chisom	1-2	.500	0-0	.000	0-0	.000	2	0.4	0-0	.000	0-0	.000	0-0	.000	0	0.0	0-0	.000	0-0	.000
Totals	745-1805	.413	183-586	.312	337-542	.622	2010	69.3	427-1114	.383	109-357	.305	185-297	.623	1148	63.8	427-1114	.383	109-357	.305
Opponent	745-1818	.410	179-555	.323	365-522	.699	2034	70.1	499-1139	.438	113-322	.351	267-369	.724	1378	76.6	499-1139	.438	113-322	.351

Totals

Player	Overall Statistics										Conference Statistics									
	O-REB	D-REB	TOTAL	PF	FO	A	TO	A/TO	HI	PTS	O-REB	D-REB	TOTAL	PF	FO	A	TO	A/TO	HI	PTS
THOMAS, Aniya	24	92	116	76	2	66	58	1.1	28		10	65	75	47	1	43	39	1.1	28	
FRANKLIN, Zakiyah	13	57	70	55	0	103	104	1.0	25		8	37	45	38	0	66	72	0.9	25	
DE CARVALHO, Mariane	42	107	149	61	1	29	38	0.8	19		18	63	81	40	1	14	24	0.6	17	
STEPHENS, Tina	56	132	188	53	0	31	55	0.6	20		28	78	106	34	0	18	37	0.5	20	
KERSGIETER, Holly	28	95	123	62	1	49	54	0.9	24		11	47	58	39	1	25	35	0.7	21	
MITCHELL, Brooklyn	4	65	69	57	0	67	100	0.7	24		2	26	28	39	0	25	61	0.4	16	
HELGREN, Bailey	69	86	155	87	2	21	39	0.5	8		41	49	90	57	2	9	25	0.4	8	
MERRIWEATHER, Emma	19	44	63	34	2	2	14	0.1	10		17	42	59	33	2	2	12	0.2	10	
DAVIS, Tamia	2	3	5	3	0	2	0	2.0	5		1	0	1	0	0	0	0	0.0	0	
RAMALHO, Niccolly	3	15	18	20	0	10	10	1.0	7		2	5	7	11	0	4	3	1.3	3	
AJEKWU, Chisom	1	1	2	1	0	0	1	0.0	2		0	0	0	0	0	0	0	0.0	0	
Totals	339	779	1118	509	8	380	477	0.8	91		196	460	656	338	7	206	309	0.7	83	
Opponent	360	829	1189	513	10	421	495	0.9	97		220	551	771	288	3	288	282	1.0	97	

CATEGORY LEADERS

Points

##	Player	G	Pts	Pts/G
05	Thomas, Aniya	29	364	12.6
15	Franklin, Zakiyah	29	352	12.1
04	De Carvalho, Mariane	29	302	10.4
13	Kersgieter, Holly	29	294	10.1
01	Stephens, Tina	26	265	10.2
21	Mitchell, Brooklyn	29	249	8.6
35	Helgren, Bailey	29	108	3.7
10	Merriweather, Emma	19	43	2.3
11	Ramalho, Niccolly	21	23	1.1
03	Davis, Tamia	6	8	1.3
45	Ajekwu, Chisom	5	2	0.4

Scoring Average

##	Player	G	Pts	Pts/G
05	Thomas, Aniya	29	364	12.6
15	Franklin, Zakiyah	29	352	12.1
04	De Carvalho, Mariane	29	302	10.4
01	Stephens, Tina	26	265	10.2
13	Kersgieter, Holly	29	294	10.1
21	Mitchell, Brooklyn	29	249	8.6
35	Helgren, Bailey	29	108	3.7
10	Merriweather, Emma	19	43	2.3
03	Davis, Tamia	6	8	1.3
11	Ramalho, Niccolly	21	23	1.1
45	Ajekwu, Chisom	5	2	0.4

Field Goal Percentage

##	Player	FG	Att	Pct
35	Helgren, Bailey	49	81	.605
45	Ajekwu, Chisom	1	2	.500
11	Ramalho, Niccolly	10	21	.476
01	Stephens, Tina	98	210	.467
13	Kersgieter, Holly	100	237	.422
04	De Carvalho, Mariane	115	280	.411
21	Mitchell, Brooklyn	95	235	.404
10	Merriweather, Emma	19	47	.404
05	Thomas, Aniya	127	329	.386
15	Franklin, Zakiyah	129	355	.363
03	Davis, Tamia	2	8	.250

Field Goal Attempts

##	Player	G	Att	Att/G
15	Franklin, Zakiyah	29	355	12.2
05	Thomas, Aniya	29	329	11.3
04	De Carvalho, Mariane	29	280	9.7
13	Kersgieter, Holly	29	237	8.2
21	Mitchell, Brooklyn	29	235	8.1

Field Goals Made

##	Player	G	Made	Made/G
15	Franklin, Zakiyah	29	129	4.4
05	Thomas, Aniya	29	127	4.4
04	De Carvalho, Mariane	29	115	4.0
13	Kersgieter, Holly	29	100	3.4
01	Stephens, Tina	26	98	3.8

3-Point FG Percentage

##	Player	3FG	Att	Pct
13	Kersgieter, Holly	53	131	.405
03	Davis, Tamia	2	6	.333
04	De Carvalho, Mariane	42	138	.304
05	Thomas, Aniya	44	147	.299
15	Franklin, Zakiyah	23	78	.295
01	Stephens, Tina	4	16	.250
21	Mitchell, Brooklyn	14	59	.237
11	Ramalho, Niccolly	1	10	.100

3-Point FG Attempts

##	Player	G	Att	Att/G
05	Thomas, Aniya	29	147	5.1
04	De Carvalho, Mariane	29	138	4.8
13	Kersgieter, Holly	29	131	4.5
15	Franklin, Zakiyah	29	78	2.7
21	Mitchell, Brooklyn	29	59	2.0

3-Point FG Made

##	Player	G	Made	Made/G
13	Kersgieter, Holly	29	53	1.8
05	Thomas, Aniya	29	44	1.5
04	De Carvalho, Mariane	29	42	1.4
15	Franklin, Zakiyah	29	23	0.8
21	Mitchell, Brooklyn	29	14	0.5

CATEGORY LEADERS

Free Throw Percentage

##	Player	Made	Att	Pct
03	Davis, Tamia	2	2	1.000
15	Franklin, Zakiyah	71	90	.789
05	Thomas, Aniya	66	85	.776
13	Kersgieter, Holly	41	66	.621
21	Mitchell, Brooklyn	45	75	.600
01	Stephens, Tina	65	109	.596
04	De Carvalho, Mariane	30	51	.588
35	Helgren, Bailey	10	31	.323
11	Ramvalho, Niccolly	2	8	.250
10	Merriweather, Emma	5	25	.200

Free Throw Attempts

##	Player	G	Att	Att/G
01	Stephens, Tina	26	109	4.2
15	Franklin, Zakiyah	29	90	3.1
05	Thomas, Aniya	29	85	2.9
21	Mitchell, Brooklyn	29	75	2.6
13	Kersgieter, Holly	29	66	2.3

Free Throws Made

##	Player	G	Made	Made/G
15	Franklin, Zakiyah	29	71	2.4
05	Thomas, Aniya	29	66	2.3
01	Stephens, Tina	26	65	2.5
21	Mitchell, Brooklyn	29	45	1.6
13	Kersgieter, Holly	29	41	1.4

Rebounds

##	Player	G	Reb	Reb/G
01	Stephens, Tina	26	188	7.2
35	Helgren, Bailey	29	155	5.3
04	De Carvalho, Mariane	29	149	5.1
13	Kersgieter, Holly	29	123	4.2
05	Thomas, Aniya	29	116	4.0

Assists

##	Player	G	Ast	Ast/G
15	Franklin, Zakiyah	29	103	3.6
21	Mitchell, Brooklyn	29	67	2.3
05	Thomas, Aniya	29	66	2.3
13	Kersgieter, Holly	29	49	1.7
01	Stephens, Tina	26	31	1.2

Rebounds Average

##	Player	G	Reb	Reb/G
01	Stephens, Tina	26	188	7.2
35	Helgren, Bailey	29	155	5.3
04	De Carvalho, Mariane	29	149	5.1
13	Kersgieter, Holly	29	123	4.2
05	Thomas, Aniya	29	116	4.0

Steals

##	Player	G	Stl	Stl/G
05	Thomas, Aniya	29	57	2.0
01	Stephens, Tina	26	44	1.7
21	Mitchell, Brooklyn	29	32	1.1
13	Kersgieter, Holly	29	32	1.1
04	De Carvalho, Mariane	29	29	1.0

Offensive Rebounds

##	Player	G	OReb	OReb/G
35	Helgren, Bailey	29	69	2.4
01	Stephens, Tina	26	56	2.2
04	De Carvalho, Mariane	29	42	1.4
13	Kersgieter, Holly	29	28	1.0
05	Thomas, Aniya	29	24	0.8

Blocked Shots

##	Player	G	Blk	Blk/G
35	Helgren, Bailey	29	29	1.0
10	Merriweather, Emma	19	15	0.8
13	Kersgieter, Holly	29	10	0.3
04	De Carvalho, Mariane	29	10	0.3
05	Thomas, Aniya	29	6	0.2

Defensive Rebounds

##	Player	G	DReb	DReb/G
01	Stephens, Tina	26	132	5.1
04	De Carvalho, Mariane	29	107	3.7
13	Kersgieter, Holly	29	95	3.3
05	Thomas, Aniya	29	92	3.2
35	Helgren, Bailey	29	86	3.0

Minutes

##	Player	G	Min	Min/G
15	Franklin, Zakiyah	29	930	32:05
05	Thomas, Aniya	29	905	31:12
04	De Carvalho, Mariane	29	819	28:15
35	Helgren, Bailey	29	750	25:51
13	Kersgieter, Holly	29	711	24:30

CATEGORY LEADERS

Fouls

##	Player	G	PF	PF/G
35	Helgren, Bailey	29	87	3.0
05	Thomas, Aniya	29	76	2.6
13	Kersgieter, Holly	29	62	2.1
04	De Carvalho, Mariane	29	61	2.1
21	Mitchell, Brooklyn	29	57	2.0

Turnovers

##	Player	G	TO	TO/G
15	Franklin, Zakiyah	29	104	3.6
21	Mitchell, Brooklyn	29	100	3.4
05	Thomas, Aniya	29	58	2.0
01	Stephens, Tina	26	55	2.1
13	Kersgieter, Holly	29	54	1.9

Foul Outs

##	Player	G	FO
35	Helgren, Bailey	29	2
05	Thomas, Aniya	29	2
10	Merriweather, Emma	19	2
13	Kersgieter, Holly	29	1
04	De Carvalho, Mariane	29	1

KANSAS GAME HIGHS

Kansas - Game Highs

POINTS	91	UIC (11/10/2019)
	90	at Fla. Atlantic (11/30/2019)
	86	Saint Mary's (CA) (12/15/2019)
	84	Indiana St. (11/07/2019)
	83	at Oklahoma (02/26/2020)
	83	Wofford (12/30/2019)
FIELD GOALS MADE	36	at Fla. Atlantic (11/30/2019)
	34	Wofford (12/30/2019)
FIELD GOAL ATTEMPTS	77	UIC (11/10/2019)
	73	at Fla. Atlantic (11/30/2019)
FIELD GOAL PERCENTAGE	.559 (33-59)	UMass Lowell (11/17/2019)
	.528 (28-53)	Indiana St. (11/07/2019)
3 PT FG MADE	10	Texas St. (11/24/2019)
	9	TCU (02/08/2020)
	9	Oklahoma (02/02/2020)
	9	at Texas (01/22/2020)
	9	Wofford (12/30/2019)
	9	Saint Mary's (CA) (12/15/2019)
	9	UIC (11/10/2019)
3 PT FG ATTEMPTS	32	UIC (11/10/2019)
	27	at Texas Tech (02/12/2020)
	27	TCU (02/08/2020)
3 PT FG PERCENTAGE	.563 (9-16)	at Texas (01/22/2020)
	.500 (8-16)	Florida (12/08/2019)
FREE THROWS MADE	24	Indiana St. (11/07/2019)
	22	Texas (02/15/2020)
FREE THROW ATTEMPTS	42	Indiana St. (11/07/2019)
	33	vs Wright St. (N) (11/29/2019)
FREE THROW PERCENTAGE	.815 (22-27)	Texas (02/15/2020)
	.813 (13-16)	Oklahoma (02/02/2020)
REBOUNDS	54	UIC (11/10/2019)
	48	at Fla. Atlantic (11/30/2019)
ASSISTS	23	Wofford (12/30/2019)
	22	UMass Lowell (11/17/2019)
STEALS	14	Omaha (11/13/2019)
	12	Oklahoma (02/02/2020)
	12	at Oklahoma St. (01/04/2020)
	12	at Fla. Atlantic (11/30/2019)
	12	UMass Lowell (11/17/2019)
BLOCKED SHOTS	6	Texas Tech (01/18/2020)
	5	Iowa St. (03/03/2020)
	5	Texas (02/15/2020)
	5	at Texas Tech (02/12/2020)
	5	Kansas St. (01/29/2020)
TURNOVERS	26	at Oklahoma (02/26/2020)
	24	at Baylor (02/05/2020)
FOULS	25	at Texas (01/22/2020)
	24	at Oklahoma (02/26/2020)

OPPONENT GAME HIGHS

Opponent - Game Highs

POINTS	97	at Baylor (02/05/2020)
	94	Oklahoma (02/02/2020)
	90	Baylor (01/15/2020)
	89	at Texas Tech (02/12/2020)
	89	at Iowa St. (01/25/2020)
FIELD GOALS MADE	40	at Baylor (02/05/2020)
	35	at Texas Tech (02/12/2020)
FIELD GOAL ATTEMPTS	78	at Texas Tech (02/12/2020)
	72	at Baylor (02/05/2020)
	72	UIC (11/10/2019)
FIELD GOAL PERCENTAGE	.579 (33-57)	at Iowa St. (01/25/2020)
	.556 (40-72)	at Baylor (02/05/2020)
3 PT FG MADE	14	at Iowa St. (01/25/2020)
	12	Iowa St. (03/03/2020)
3 PT FG ATTEMPTS	31	Wofford (12/30/2019)
	30	Iowa St. (03/03/2020)
3 PT FG PERCENTAGE	.583 (14-24)	at Iowa St. (01/25/2020)
	.462 (6-13)	at Baylor (02/05/2020)
FREE THROWS MADE	22	at Oklahoma (02/26/2020)
	22	Oklahoma (02/02/2020)
	22	at Texas (01/22/2020)
FREE THROW ATTEMPTS	32	at Texas (01/22/2020)
	30	at Oklahoma (02/26/2020)
FREE THROW PERCENTAGE	1.000 (8-8)	Texas Tech (01/18/2020)
	1.000 (6-6)	Texas St. (11/24/2019)
REBOUNDS	58	Iowa St. (03/03/2020)
	53	at Baylor (02/05/2020)
ASSISTS	24	at Baylor (02/05/2020)
	23	at Kansas St. (03/08/2020)
	23	at Texas Tech (02/12/2020)
STEALS	15	at Oklahoma (02/26/2020)
	14	at Baylor (02/05/2020)
BLOCKED SHOTS	14	at Oklahoma St. (01/04/2020)
	11	Iowa St. (03/03/2020)
TURNOVERS	27	Omaha (11/13/2019)
	26	at Fla. Atlantic (11/30/2019)
FOULS	33	Indiana St. (11/07/2019)
	25	at Fla. Atlantic (11/30/2019)

KANSAS GAME LOWS

Kansas - Game Lows

POINTS	42	Iowa St. (03/03/2020)
	44	at Baylor (02/05/2020)
	47	Baylor (01/15/2020)
	49	West Virginia (01/08/2020)
	49	at Oklahoma St. (01/04/2020)
FIELD GOALS MADE	14	at Baylor (02/05/2020)
	16	West Virginia (01/08/2020)
FIELD GOAL ATTEMPTS	50	Florida (12/08/2019)
	51	Baylor (01/15/2020)
FIELD GOAL PERCENTAGE	.235 (16-68)	West Virginia (01/08/2020)
	.246 (17-69)	Iowa St. (03/03/2020)
3 PT FG MADE	2	Texas (02/15/2020)
	2	Baylor (01/15/2020)
	2	Omaha (11/13/2019)
3 PT FG ATTEMPTS	9	Texas (02/15/2020)
	13	Omaha (11/13/2019)
3 PT FG PERCENTAGE	.118 (2-17)	Baylor (01/15/2020)
	.143 (3-21)	Iowa St. (03/03/2020)
FREE THROWS MADE	3	at TCU (01/12/2020)
	5	Iowa St. (03/03/2020)
FREE THROW ATTEMPTS	8	at TCU (01/12/2020)
	11	Kansas St. (01/29/2020)
FREE THROW PERCENTAGE	.375 (6-16)	at Texas (01/22/2020)
	.375 (6-16)	Texas St. (11/24/2019)
	.375 (3-8)	at TCU (01/12/2020)
REBOUNDS	24	at Baylor (02/05/2020)
	25	Baylor (01/15/2020)
ASSISTS	4	Baylor (01/15/2020)
	6	at Oklahoma (02/26/2020)
	6	at Oklahoma St. (01/04/2020)
STEALS	4	Baylor (01/15/2020)
	4	West Virginia (01/08/2020)
BLOCKED SHOTS	1	Baylor (01/15/2020)
	1	West Virginia (01/08/2020)
	1	UMass Lowell (11/17/2019)
TURNOVERS	6	Saint Mary's (CA) (12/15/2019)
	7	Oklahoma St. (02/29/2020)
FOULS	10	Wofford (12/30/2019)
	10	Florida (12/08/2019)

OPPONENT GAME LOWS

Opponent - Game Lows

POINTS	44	UMass Lowell (11/17/2019)
	48	Texas St. (11/24/2019)
	48	Omaha (11/13/2019)
	50	Texas Tech (01/18/2020)
	50	UIC (11/10/2019)
FIELD GOALS MADE	15	UMass Lowell (11/17/2019)
	17	at Fla. Atlantic (11/30/2019)
FIELD GOAL ATTEMPTS	48	Omaha (11/13/2019)
	52	at West Virginia (02/22/2020)
	52	at Fla. Atlantic (11/30/2019)
FIELD GOAL PERCENTAGE	.259 (15-58)	UMass Lowell (11/17/2019)
	.278 (20-72)	UIC (11/10/2019)
3 PT FG MADE	1	at Oklahoma St. (01/04/2020)
	2	West Virginia (01/08/2020)
	2	UMass Lowell (11/17/2019)
3 PT FG ATTEMPTS	5	at Oklahoma St. (01/04/2020)
	12	Texas (02/15/2020)
3 PT FG PERCENTAGE	.111 (2-18)	West Virginia (01/08/2020)
	.143 (2-14)	UMass Lowell (11/17/2019)
FREE THROWS MADE	3	vs Wright St. (N) (11/29/2019)
	3	Omaha (11/13/2019)
FREE THROW ATTEMPTS	6	Texas St. (11/24/2019)
	7	Omaha (11/13/2019)
FREE THROW PERCENTAGE	.375 (3-8)	vs Wright St. (N) (11/29/2019)
	.429 (3-7)	Omaha (11/13/2019)
REBOUNDS	28	at Oklahoma (02/26/2020)
	30	at Fla. Atlantic (11/30/2019)
ASSISTS	8	Iowa St. (03/03/2020)
	8	Florida (12/08/2019)
	8	UIC (11/10/2019)
STEALS	4	Omaha (11/13/2019)
	4	UIC (11/10/2019)
BLOCKED SHOTS	0	at Fla. Atlantic (11/30/2019)
	1	Texas Tech (01/18/2020)
	1	UMass Lowell (11/17/2019)
TURNOVERS	8	West Virginia (01/08/2020)
	9	at Kansas St. (03/08/2020)
FOULS	12	at Kansas St. (03/08/2020)
	12	Kansas St. (01/29/2020)
	12	at TCU (01/12/2020)

9

KANSAS 86, SAINT MARY'S [CA] 81

DEC. 15, 2019 | LAWRENCE, KAN. | ALLEN FIELDHOUSE



Overall Basketball Box Score - Final
Saint Mary's (CA) at Kansas
12/15/19 Allen Fieldhouse, Lawrence
8:19 PM Women's Basketball

Game Time 8:19 PM
Game Duration 1:28
Attendance 1,237

Officials: Amy Berger, Nympha Thompson, Nick Marshall

Records: 4-9

NO. Name	Min	FG	3P	FT	Rebounds	Fouls	TP	AS	TO	ST	Blocks	BA	+/
13 Tyla Moe	23:59	2-4	0-2	2-2	1 6 7	2 3	6	1	2	0	0	0	-1
5 Madeline Holland	G 37:42	6-12	1-2	4-5	1 6 7	4 4	17	11	4	1	0	0	-6
21 Sam Simone	G 37:11	7-14	1-4	0-0	1 3 4	2 1	15	4	6	0	0	0	1
23 Emily Coddling	G 35:49	12-16	3-5	0-0	2 10 12	3 2	27	3	2	1	3	2	-7
24 Britanna Simonich	G 20:42	1-2	0-0	1-2	1 3 4	3 1	3	1	3	0	0	0	3
4 Taycee Wiedn	25:52	3-6	3-6	0-0	0 1 1	3 0	4	0	1	0	1	0	-10
3 Chana Ferguson	15:55	2-6	0-0	0-1	1 4 5	4 2	4	0	1	0	1	0	-4
20 Katie Rathbun	02:06	0-0	0-0	0-0	0 0 0	0 0	0	0	0	0	0	0	-3
14 Jordyn Boesel	00:44	0-0	0-0	0-0	0 0 0	0 0	0	0	0	0	0	0	2
Team					1 0 1								
Totals		33-60	8-19	7-10	8 33 41	21 13	81	22	19	5	5	2	-5

Technical Fouls: NONE

Shooting By Period	1st	2nd	3rd	4th	OT
FG	5-14	57.1%			
3PT	3-5	60.0%			
FT	0-0	0.0%			
2nd FG	5-13	38.5%			
3PT	0-0	0.0%			
FT	5-7	71.4%			
2nd FG	9-15	60.0%			
3PT	1-5	20.0%			
FT	2-2	100%			
4th FG	11-18	61.1%			
3PT	4-9	44.4%			
FT	0-1	0.0%			
OT FG	3-6	50.0%			
3PT	0-1	0.0%			
FT	2-2	100%			

Dead Ball Rebounds: 1

Records: 9-9

NO. Name	Min	FG	3P	FT	Rebounds	Fouls	TP	AS	TO	ST	Blocks	BA	+/
4 Marlene De Carvalho	F 31:38	6-12	3-6	1-2	1 7 8	1 6	16	1	0	0	1	2	11
35 Bailey Helgren	C 22:31	2-4	0-0	1-2	1 0 1	3 2	5	0	1	1	0	0	-10
5 Anyia Thomas	G 33:43	4-8	2-4	3-4	0 1 1	2 0	19	2	2	1	0	0	-4
15 Zakayah Franklin	G 30:41	3-14	1-3	4-5	0 1 1	1 3	11	3	1	1	0	1	2
21 Brooklyn Mitchell	G 32:05	9-17	3-6	3-4	1 1 2	3 3	24	2	1	1	0	1	14
1 Tina Stephens	24:12	5-8	0-1	3-5	2 3 5	0 3	13	2	0	1	0	1	7
13 Holly Kersigler	25:10	1-5	0-3	2-2	1 8 9	3 2	4	1	0	1	0	5	5
Team					2 0 2								
Totals		30-68	9-23	17-24	6 21 29	10 21	60	14	6	6	2	5	5

Technical Fouls: NONE

Shooting By Period	1st	2nd	3rd	4th	OT
FG	9-20	45.0%			
3PT	4-7	57.1%			
FT	5-6	83.3%			
2nd FG	9-15	60.0%			
3PT	0-3	0.0%			
FT	5-6	83.3%			
2nd FG	9-18	50.0%			
3PT	4-7	57.1%			
FT	5-6	83.3%			
OT FG	3-6	50.0%			
3PT	0-2	0.0%			
FT	17-24	70.8%			

Dead Ball Rebounds: 4

Biggest lead	10 (1st 4:20)	10 (2nd 2:21)
Best Shooting Run	12 (1st 6:10)	6 (1st 0:00)
Lead Changes	0	
Times Tied	0	
Time with Lead	13:54	22:34

10

KANSAS 68, SAINT LOUIS 60 [OT]

DEC. 22, 2019 | ST. LOUIS, MO | CHAIFETZ ARENA



Overall Basketball Box Score - Final
Kansas at Saint Louis
12/22/19 Chaifetz Arena, St. Louis
8:17 PM Women's Basketball

Game Time 7:20 PM
Game Duration 2:06
Attendance 1,230

Officials: Joe Vandy, Jovell Smith, Tereza Dack

Records: 9-9

NO. Name	Min	FG	3P	FT	Rebounds	Fouls	TP	AS	TO	ST	Blocks	BA	+/
4 Marlene De Carvalho	F 37:23	1-4	1-2	1-2	3 3 6	1 2	4	1	0	0	1	0	7
35 Bailey Helgren	C 24:03	3-3	0-0	0-0	2 3 5	4 1	6	0	3	0	1	0	13
5 Anyia Thomas	G 40:29	1-4	1-5	4-4	4 2 6	3 4	15	2	1	2	1	1	9
15 Zakayah Franklin	G 37:34	8-14	2-3	1-2	0 3 3	1 2	19	2	3	0	0	1	11
21 Brooklyn Mitchell	G 39:51	6-8	1-2	2-2	0 5 5	1 2	15	5	3	2	0	0	7
1 Tina Stephens	28:16	2-7	0-1	1-2	0 3 3	4 2	5	0	4	0	0	2	-5
13 Holly Kersigler	15:32	1-5	0-3	2-2	0 2 2	2 1	4	1	2	1	0	1	3
11 Niccolly Ramalho	01:52	0-0	0-0	0-0	0 1 1	0 0	0	1	0	0	0	0	-5
Team					2 6 8								
Totals		25-55	5-16	11-14	11 28 39	16 14	69	11	18	5	3	5	-8

Technical Fouls: NONE

Shooting By Period	1st	2nd	3rd	4th	OT
FG	6-13	37.5%			
3PT	1-4	25.0%			
FT	0-0	0.0%			
2nd FG	4-13	30.8%			
3PT	0-3	0.0%			
FT	0-0	0.0%			
2nd FG	9-12	75.0%			
3PT	3-4	75.0%			
FT	4-4	100%			
4th FG	4-12	33.3%			
3PT	1-3	33.3%			
FT	3-4	75%			
OT FG	3-5	60.0%			
3PT	0-0	0.0%			
FT	4-6	66.7%			
OT FG	2-5	40.0%			
3PT	0-1	0.0%			
FT	11-14	78.6%			

Dead Ball Rebounds: 2

Records: 7-5

NO. Name	Min	FG	3P	FT	Rebounds	Fouls	TP	AS	TO	ST	Blocks	BA	+/
22 Rachel Kent	F 41:08	5-12	2-7	0-0	1 3 4	3 0	12	1	4	1	2	0	-9
34 Kendra Wilken	F 35:19	4-13	0-3	1-2	6 4 10	2 6	9	3	2	0	1	0	-7
42 Brooke Flowers	F 27:14	1-5	0-0	0-2	2 3 5	1 2	2	0	1	1	2	1	-4
2 Cliaa Harbison	G 42:57	9-21	2-4	2-4	0 1 1	2 3	22	8	1	1	0	1	-10
32 Myia Clark	G 38:15	3-8	2-5	4-4	0 1 1	2 3	12	1	4	0	1	1	-11
21 Jashia Stewart	10:20	0-3	0-0	0-0	0 2 2	0 1	0	2	0	0	0	0	8
35 Myriama Smith Traore	27:27	1-3	0-1	1-2	3 3 6	3 1	3	2	2	0	0	0	-5
11 Julia Martinez	01:20	0-0	0-0	0-0	0 0 0	1 0	0	1	0	0	0	0	0
Team					5 7 7								
Totals		23-55	6-22	8-14	17 19 36	14 16	60	13	17	5	5	3	-8

Technical Fouls: NONE

Shooting By Period	1st	2nd	3rd	4th	OT
FG	6-16	37.5%			
3PT	3-7	42.9%			
FT	1-2	50%			
2nd FG	5-9	55.6%			
3PT	0-3	0.0%			
FT	3-2	100%			
2nd FG	9-15	60.0%			
3PT	2-6	33.3%			
FT	3-4	75%			
4th FG	6-14	42.9%			
3PT	1-3	33.3%			
FT	2-2	100%			
OT FG	1-1	100%			
3PT	0-0	0.0%			
FT	0-2	0%			
OT FG	2-3	66.7%			
3PT	0-2	0.0%			
FT	8-14	57.1%			

Dead Ball Rebounds: 0

Biggest lead	8 (1st 0:18)	9 (2nd 6:30)
Best Shooting Run	10 (1st 0:18)	6 (2nd 6:40)
Lead Changes	10	
Times Tied	7	
Time with Lead	14:40	24:18

11

KANSAS 83, WOFFORD 64

DEC. 30, 2019 | LAWRENCE, KAN. | ALLEN FIELDHOUSE



Overall Basketball Box Score - Final
Wofford at Kansas
12/30/19 Allen Fieldhouse, Lawrence
8:19 PM Women's Basketball

Game Time 1:29 PM
Game Duration 1:28
Attendance 1,238

Officials: Gina Cross, Mel Conway, Ray Shelton

Records: 9-9

NO. Name	Min	FG	3P	FT	Rebounds	Fouls	TP	AS	TO	ST	Blocks	BA	+/
12 Jamari McDavid	F 30:22	5-7	1-1	2-2	5 4 9	0 2	13	2	3	2	1	0	-21
14 Lily Hutton	F 16:45	4-7	1-2	0-0	2 4 6	3 1	9	0	1	0	0	1	-7
1 Onice Wank	G 27:42	4-16	3-10	0-0	2 2 4	0 8	11	0	4	0	0	0	-18
10 Cairo Booker	G 27:58	2-7	1-2	3-6	0 2 2	2 5	6	4	3	1	0	0	-28
25 De'Ja Green	G 30:08	3-16	2-9	0-0	0 4 4	3 0	6	7	3	0	0	0	-15
21 Alexia Tomlin	19:10	0-2	0-0	2-2	3 2 5	1 1	2	0	1	1	2	0	-11
2 Niyah Lutz	16:36	1-5	1-3	2-2	0 4 1	1 5	1	1	0	0	0	0	-4
23 Lauren Cook	06:45	1-2	0-0	0-0	2 1 3	1 0	2	1	0	0	0	0	-1
25 Jamie Grob	04:05	0-0	0-0	0-0	0 0 0	0 2	0	0	1	0	0	0	-1
32 Alex Harris	14:05	2-5	2-3	0-0	0 0 0	1 0	6	0	2	2	0	0	5
11 MaryMartha Turner	04:50	0-2	0-1	0-0	0 1 1	1 0	0	0	1	0	0	0	-3
20 Elena Pulanco	01:34	0-0	0-0	0-0	0 0 0	0 0	0	2	0	0	0	0	-4
Team					3 1 4								
Totals		22-69	11-31	9-12	17 25 42	17 10	64	17	17	12	4	2	-19

Technical Fouls: NONE

Shooting By Period	1st	2nd	3rd	4th	OT
FG	5-14	35.7%			
3PT	2-6	33.3%			
FT	1-2	50%			
2nd FG	6-19	31.6%			
3PT	3-7	42.9%			
FT	6-6	100%			
2nd FG	6-22	27.3%			
3PT	1-4	25.0%			
FT	2-2	100%			
4th FG	11-14	78.6%			
3PT	5-8	62.5%			
FT	0-2	0.0%			
OT FG	2-2	100%			
3PT	11-11	100%			
FT	9-12	75.0%			

Dead Ball Rebounds: 2

Records: 9-9

NO. Name	Min	FG	3P	FT	Rebounds	Fouls	TP	AS	TO	ST	Blocks	BA	+/
----------	-----	----	----	----	----------	-------	----	----	----	----	--------	----	----

13 WEST VIRGINIA 68, KANSAS 49

JAN. 8, 2020 | LAWRENCE, KAN. | ALLEN FIELDHOUSE



Official Basketball Box Score - Final
West Virginia at Kansas
01/08/20 Allen Fieldhouse, Lawrence
2019-20 Women's Basketball

Game Time: 1:00 AM
Game Duration: 1:47
Attendance: 1,500

Officials: Scott Tunney, Greg Cross, Amy Sawyer

West Virginia - 68		Records: 13-1 (2-0)									
NO.	Name	Min	FG	3P	FT	Rebounds	Fouls	TP	AS	TO	ST
			M-A	M-A	M-A	OR	DR	FF	PF	TS	BS
14	Karl Nikback	F 32:20	2-8	0-0	0-0	2	9	11	0	2	4
22	Blessing Ejoror	G 08:02	0-0	0-0	0-0	0	2	2	1	0	0
2	Kyara Gondeck	G 35:30	9-20	0-6	3-3	1	2	3	1	3	21
5	Tyrone Martin	G 34:19	8-19	1-6	6-6	3	1	4	1	3	23
30	Madison Smith	G 33:37	3-9	0-3	3-4	0	6	6	3	2	9
31	Rochelle Norris	11:11	1-1	0-0	0-0	1	0	1	2	0	0
3	Kristen Deans	20:50	2-4	1-2	3-4	3	6	9	4	8	2
4	Lucky Ridd	04:30	0-0	0-0	0-0	1	1	2	0	0	0
12	Emmy Martinez	12:33	0-2	0-1	0-0	1	5	6	2	0	0
24	Arielghytha McElroy	07:08	0-3	0-0	1-2	0	2	2	1	1	0
Team			0	3	12	0	3	12	0	0	0
Totals			25-66	2-18	16-19	15	36	51	15	58	12

Technical Fouls: NONE

Dead Ball Rebounds: 2

Shooting By Period	
1st	2nd
FG% 4-14 28.6%	FG% 6-20 30.0%
3PT% 1-5 20.0%	3PT% 2-7 28.6%
FT% 2-2 100%	FT% 2-2 100%
2nd FG% 6-16 37.5%	2nd FG% 5-13 38.5%
3rd FG% 6-16 37.5%	3rd FG% 1-3 33.3%
4th FG% 6-16 37.5%	4th FG% 1-7 14.3%
5th FG% 6-16 37.5%	5th FG% 0-0 0.0%
6th FG% 6-16 37.5%	6th FG% 0-0 0.0%
7th FG% 6-16 37.5%	7th FG% 0-0 0.0%
8th FG% 6-16 37.5%	8th FG% 0-0 0.0%
9th FG% 6-16 37.5%	9th FG% 0-0 0.0%
10th FG% 6-16 37.5%	10th FG% 0-0 0.0%
11th FG% 6-16 37.5%	11th FG% 0-0 0.0%
12th FG% 6-16 37.5%	12th FG% 0-0 0.0%
13th FG% 6-16 37.5%	13th FG% 0-0 0.0%
14th FG% 6-16 37.5%	14th FG% 0-0 0.0%
15th FG% 6-16 37.5%	15th FG% 0-0 0.0%
16th FG% 6-16 37.5%	16th FG% 0-0 0.0%
17th FG% 6-16 37.5%	17th FG% 0-0 0.0%
18th FG% 6-16 37.5%	18th FG% 0-0 0.0%
19th FG% 6-16 37.5%	19th FG% 0-0 0.0%
20th FG% 6-16 37.5%	20th FG% 0-0 0.0%
21st FG% 6-16 37.5%	21st FG% 0-0 0.0%
22nd FG% 6-16 37.5%	22nd FG% 0-0 0.0%
23rd FG% 6-16 37.5%	23rd FG% 0-0 0.0%
24th FG% 6-16 37.5%	24th FG% 0-0 0.0%
25th FG% 6-16 37.5%	25th FG% 0-0 0.0%
26th FG% 6-16 37.5%	26th FG% 0-0 0.0%
27th FG% 6-16 37.5%	27th FG% 0-0 0.0%
28th FG% 6-16 37.5%	28th FG% 0-0 0.0%
29th FG% 6-16 37.5%	29th FG% 0-0 0.0%
30th FG% 6-16 37.5%	30th FG% 0-0 0.0%
31st FG% 6-16 37.5%	31st FG% 0-0 0.0%
32nd FG% 6-16 37.5%	32nd FG% 0-0 0.0%
33rd FG% 6-16 37.5%	33rd FG% 0-0 0.0%
34th FG% 6-16 37.5%	34th FG% 0-0 0.0%
35th FG% 6-16 37.5%	35th FG% 0-0 0.0%
36th FG% 6-16 37.5%	36th FG% 0-0 0.0%
37th FG% 6-16 37.5%	37th FG% 0-0 0.0%
38th FG% 6-16 37.5%	38th FG% 0-0 0.0%
39th FG% 6-16 37.5%	39th FG% 0-0 0.0%
40th FG% 6-16 37.5%	40th FG% 0-0 0.0%
41st FG% 6-16 37.5%	41st FG% 0-0 0.0%
42nd FG% 6-16 37.5%	42nd FG% 0-0 0.0%
43rd FG% 6-16 37.5%	43rd FG% 0-0 0.0%
44th FG% 6-16 37.5%	44th FG% 0-0 0.0%
45th FG% 6-16 37.5%	45th FG% 0-0 0.0%
46th FG% 6-16 37.5%	46th FG% 0-0 0.0%
47th FG% 6-16 37.5%	47th FG% 0-0 0.0%
48th FG% 6-16 37.5%	48th FG% 0-0 0.0%
49th FG% 6-16 37.5%	49th FG% 0-0 0.0%
50th FG% 6-16 37.5%	50th FG% 0-0 0.0%

Kansas - 49		Records: 11-4 (2-0)									
NO.	Name	Min	FG	3P	FT	Rebounds	Fouls	TP	AS	TO	ST
			M-A	M-A	M-A	OR	DR	FF	PF	TS	BS
4	Mariane De Carvalho	F 32:30	5-12	2-7	0-0	1	6	7	4	2	12
35	Bailey Helgen	G 27:14	1-2	0-0	0-0	2	4	6	3	0	0
5	Aniya Thomas	G 32:23	3-15	2-7	4-4	2	3	5	3	2	12
15	Zakiyah Franklin	G 29:23	0-9	0-2	1-2	1	1	2	2	3	11
21	Brooklyn Mitchell	G 32:50	3-15	0-2	5-6	4	4	4	1	1	2
13	Holly Kersigler	25:15	2-8	1-4	2-2	0	5	5	2	2	7
10	Emma Merriweather	12:46	1-5	0-0	0-3	3	1	4	0	3	2
11	Niccolly Ramalho	07:19	1-2	0-0	0-0	1	0	1	0	0	0
Team			0	3	12	0	3	12	0	0	0
Totals			16-68	5-22	12-17	19	27	46	15	45	10

Technical Fouls: NONE

Dead Ball Rebounds: 2

Shooting By Period	
1st	2nd
FG% 6-20 30.0%	FG% 6-20 30.0%
3PT% 2-7 28.6%	3PT% 2-7 28.6%
FT% 2-2 100%	FT% 2-2 100%
2nd FG% 6-16 37.5%	2nd FG% 5-13 38.5%
3rd FG% 6-16 37.5%	3rd FG% 1-3 33.3%
4th FG% 6-16 37.5%	4th FG% 1-7 14.3%
5th FG% 6-16 37.5%	5th FG% 0-0 0.0%
6th FG% 6-16 37.5%	6th FG% 0-0 0.0%
7th FG% 6-16 37.5%	7th FG% 0-0 0.0%
8th FG% 6-16 37.5%	8th FG% 0-0 0.0%
9th FG% 6-16 37.5%	9th FG% 0-0 0.0%
10th FG% 6-16 37.5%	10th FG% 0-0 0.0%
11th FG% 6-16 37.5%	11th FG% 0-0 0.0%
12th FG% 6-16 37.5%	12th FG% 0-0 0.0%
13th FG% 6-16 37.5%	13th FG% 0-0 0.0%
14th FG% 6-16 37.5%	14th FG% 0-0 0.0%
15th FG% 6-16 37.5%	15th FG% 0-0 0.0%
16th FG% 6-16 37.5%	16th FG% 0-0 0.0%
17th FG% 6-16 37.5%	17th FG% 0-0 0.0%
18th FG% 6-16 37.5%	18th FG% 0-0 0.0%
19th FG% 6-16 37.5%	19th FG% 0-0 0.0%
20th FG% 6-16 37.5%	20th FG% 0-0 0.0%
21st FG% 6-16 37.5%	21st FG% 0-0 0.0%
22nd FG% 6-16 37.5%	22nd FG% 0-0 0.0%
23rd FG% 6-16 37.5%	23rd FG% 0-0 0.0%
24th FG% 6-16 37.5%	24th FG% 0-0 0.0%
25th FG% 6-16 37.5%	25th FG% 0-0 0.0%
26th FG% 6-16 37.5%	26th FG% 0-0 0.0%
27th FG% 6-16 37.5%	27th FG% 0-0 0.0%
28th FG% 6-16 37.5%	28th FG% 0-0 0.0%
29th FG% 6-16 37.5%	29th FG% 0-0 0.0%
30th FG% 6-16 37.5%	30th FG% 0-0 0.0%
31st FG% 6-16 37.5%	31st FG% 0-0 0.0%
32nd FG% 6-16 37.5%	32nd FG% 0-0 0.0%
33rd FG% 6-16 37.5%	33rd FG% 0-0 0.0%
34th FG% 6-16 37.5%	34th FG% 0-0 0.0%
35th FG% 6-16 37.5%	35th FG% 0-0 0.0%
36th FG% 6-16 37.5%	36th FG% 0-0 0.0%
37th FG% 6-16 37.5%	37th FG% 0-0 0.0%
38th FG% 6-16 37.5%	38th FG% 0-0 0.0%
39th FG% 6-16 37.5%	39th FG% 0-0 0.0%
40th FG% 6-16 37.5%	40th FG% 0-0 0.0%
41st FG% 6-16 37.5%	41st FG% 0-0 0.0%
42nd FG% 6-16 37.5%	42nd FG% 0-0 0.0%
43rd FG% 6-16 37.5%	43rd FG% 0-0 0.0%
44th FG% 6-16 37.5%	44th FG% 0-0 0.0%
45th FG% 6-16 37.5%	45th FG% 0-0 0.0%
46th FG% 6-16 37.5%	46th FG% 0-0 0.0%
47th FG% 6-16 37.5%	47th FG% 0-0 0.0%
48th FG% 6-16 37.5%	48th FG% 0-0 0.0%
49th FG% 6-16 37.5%	49th FG% 0-0 0.0%
50th FG% 6-16 37.5%	50th FG% 0-0 0.0%

W Va. Kansas		Points from		W Va. Kansas		Period by Period Scoring	
Biggest lead	21 (4 th 3:00) 5 (1 st 0:00)	Turnovers	14 6	1st 2nd 3rd 4th TOT			
Best Shooting Run	14 (4 th 3:00) 7 (1 st 0:00)	Points	20 20	W Va. 11 20 19 18 68			
Lead Changes	4	Second Chance	14 6	Kansas 16 13 14 6 49			
Times Tied	0	Fast Breaks	12 0				
Time with Lead	20:47 05:36	Bench	11 11				



15 BAYLOR 90, KANSAS 47

JAN. 15, 2020 | LAWRENCE, KAN. | ALLEN FIELDHOUSE



Official Basketball Box Score - Final
Baylor at Kansas
01/15/20 Allen Fieldhouse, Lawrence
2019-20 Women's Basketball

Game Time: 1:00 AM
Game Duration: 1:47
Attendance: 1,500

Officials: Mark Zentz, Lisa Jones, Sal Esho

Baylor - 90		Records: 14-1 (3-0)									
NO.	Name	Min	FG	3P	FT	Rebounds	Fouls	TP	AS	TO	ST
			M-A	M-A	M-A	OR	DR	FF	PF	TS	BS
1	Najissa Smith	F 23:32	4-7	0-0	5-5	3	2	5	3	5	13
15	Lauren Cox	F 23:13	5-7	0-1	3-4	1	3	4	0	5	13
2	Didi Richards	G 20:37	2-3	0-0	1-1	4	2	6	2	1	0
4	Ta'ia Cooper	G 22:24	4-11	3-7	0-0	0	1	1	3	11	5
20	Julcy Landrum	G 20:00	4-9	3-8	0-0	1	4	5	1	1	1
12	Moon Ursin	21:56	2-5	1-2	0-0	0	3	3	1	0	5
3	Trinity Oliver	18:16	5-5	0-0	0-0	3	4	7	0	0	10
11	Jordyn Oliver	16:47	3-6	1-2	2-5	1	5	6	3	9	4
22	Erin DeGrate	11:41	0-1	0-0	1-2	0	1	1	1	1	0
25	Queen Egbo	11:26	3-6	0-0	3-6	1	4	5	3	9	1
51	Callin Bickle	10:08	1-3	0-1	1-2	1	1	2	1	3	1
Team			1	1	2	0	0	0	0	0	0
Totals			33-63	8-21	16-28	16	31	47	17	23	50

Technical Fouls: NONE

Dead Ball Rebounds: 0

Shooting By Period		
1 st	FG%	4-13 30.8%
	3PT%	1-6 16.7%
	FT%	0-0 0%
2 nd	FG%	2-13 15.4%
	3PT%	0-6 0.0%
	FT%	2-2 100%
3 rd	FG%	6-15 40.0%
	3PT%	0-3 0.0%
	FT%	3-6 50%
4 th	FG%	6-10 60.0%
	3PT%	1-2 50.0%
	FT%	4-5 80%
GM FPG	18-51 35.3%	
	3PT%	2-17 11.8%
	FT%	9-13 69.2%

17 TEXAS BS, KANSAS 77

JAN. 22, 2020 | AUSTIN, TEXAS | FRANK ERWIN CENTER



Official Basketball Box Score - Final
Kansas at Texas
Frank Erwin Center, Austin, TX
BSF 1-12 Women's Basketball

Game Time 1:00 PM
Game Duration 1:26
Attendance 1,730

Offensive Foul: Center, Urban Gardner, Tami Davis

Records: 13-6 (1-3)												
NO. Name	Min	FG	3P	FT	Rebounds	Fouls	TP	AS	TO	ST	Blocks	+/-
4 Marlene De Carvalho	19:28	3-7	2-3	0-2	0 2 2	1 1 8	0	0	0	0	1 1	-1
35 Bailey Helgen	33:37	4-5	0-0	0-0	2 4 6	5 2 8	2	1	1	1	0 1	-14
5 Anya Thomas	34:25	8-17	4-6	1-1	1 2 3	3 21	4	1	2	1	1 1	-3
15 Zakiyah Franklin	37:31	5-15	1-3	1-3	0 1 1	4 3 12	5	3	0	1	0 8	-8
21 Brooklyn Mitchell	22:46	3-12	0-1	1-6	0 0 0	3 3 7	0	4	5	0	3 19	-13
13 Holly Kersigler	17:32	2-4	2-3	2-2	0 2 2	5 4 8	4	1	0	0	0 13	-8
1 Tina Stephens	23:42	5-11	0-0	1-2	3 4 7	4 2 11	3	0	1	0	2 4	-12
10 Emma Meniweather	03:13	1-1	0-0	0-0	0 0 0	0 0 1	2	0	0	0	0 1	-1
11 Niccolly Ramalho	07:46	0-0	0-0	0-0	0 0 0	0 0 0	0	0	0	0	0 0	-7
Team		4	3	7			0	0				
Totals	31:72	9-16	6-16	10-18	28	25	19	77	18	10	9	3 7 -8
Technical Fouls: NONE												
Shooting By Period												
1st FG	5-10	50.0%										
2nd FG	4-18	22.2%										
3rd FG	1-3	33.3%										
4th FG	0-7	0%										
5th FG	10-19	52.6%										
6th FG	4-6	66.7%										
GM FG	31-72	43.1%										
3PT	6-16	37.5%										
FT	10-18	55.6%										
Dead Ball Rebound: 2												

Records: 13-6 (1-3)												
NO. Name	Min	FG	3P	FT	Rebounds	Fouls	TP	AS	TO	ST	Blocks	+/-
24 Joyner Holmes	31:21	7-11	0-1	6-13	3 8 11	4 8	22	1	7	2	3 0	2
33 Charli Collier	31:19	6-11	2-3	3-4	2 13 15	1 3	17	2	2	1	4 0	11
0 Celeste Taylor	34:14	0-4	0-2	5-6	2 5 7	3 7	5	1	3	2	0 0	11
1 Sug Sutton	28:11	6-8	0-0	6-7	0 3 3	0 6	18	8	3	1	0 0	9
12 Jada Underwood	34:28	4-8	1-1	0-2	1 2 3	3 1	9	3	2	0	0 1	11
10 Lashann Higgs	15:50	4-6	2-3	0-0	2 1 3	4 0	10	2	0	0	0 0	1
11 Joanne Allen-Taylor	15:48	2-5	0-1	0-0	2 2 2	1 0	4	0	0	0	0 1	-9
31 Audrey Warren	04:07	0-2	0-1	0-0	2 0 2	1 0	1	1	0	0	0 5	5
4 Isabel Palmer	04:44	0-2	0-1	0-0	2 0 2	0 2	0	1	1	0	0 1	-1
Team		3	2	5			0	0				
Totals	29:57	5-13	2-3	15	36	51	19	25	85	17	21	6 7 3 8
Technical Fouls: NONE												
Shooting By Period												
1st FG	9-20	45.0%										
2nd FG	3-6	50.0%										
3rd FG	0-1	0%										
4th FG	7-12	58.3%										
5th FG	2-4	50.0%										
6th FG	10-16	62.5%										
7th FG	0-2	0%										
8th FG	6-7	85.7%										
9th FG	4-9	44.4%										
10th FG	0-0	0%										
GM FG	29-57	50.9%										
3PT	5-13	38.5%										
FT	15-25	60.0%										
Dead Ball Rebound: 2												

KU		TEX		Points from		Turnovers		Period by Period Scoring	
Biggest Lead	9 (1st 3:37)	16 (3rd 0:08)		Turnovers	17 13	1st	2nd	3rd	4th
Best Shooting Run	7 (1st 3:07)	12 (2nd 3:09)		Points	30 28	1st	2nd	3rd	4th
Lead Changes	4			Second Chance	3 12	KU	23	8	18
Time Tied	2			Fast Breaks	8 7	TEX	19	15	28
Time with Lead	05:54	29:46		Bench	21 14	TEX	19	15	28

18 IOWA STATE BS, KANSAS 67

JAN. 25, 2020 | AMES, IOWA | JAMES H. HILTON COLISEUM



Official Basketball Box Score - Final
Kansas at Iowa State
James H. Hilton Coliseum, Ames, Iowa
BSF 1-12 Women's Basketball

Game Time 8:00 PM
Game Duration 1:26
Attendance 1,730

Offensive Foul: Center, Jada Underwood, Tami Davis

Records: 13-6 (1-3)												
NO. Name	Min	FG	3P	FT	Rebounds	Fouls	TP	AS	TO	ST	Blocks	+/-
4 Marlene De Carvalho	24:31	6-11	1-3	2-2	2 2 4	3 1 15	1	0	0	1	0 1	-18
11 Jade Thurmon	30:08	1-4	0-0	2-8	6 3 9	2 5 4	1	3	0	1	0 8	-8
5 Anya Thomas	29:52	3-10	1-4	2-2	0 4 4	1 1 9	4	1	2	0	1 1	-14
15 Zakiyah Franklin	30:35	3-12	1-5	0-0	0 0 0	0 0 7	4	2	1	0	1 1	-27
21 Brooklyn Mitchell	23:51	2-6	1-4	0-2	0 0 0	3 1 5	1	2	1	1	0 1	-13
1 Tina Stephens	19:05	6-17	1-2	3-6	2 7 9	3 20	1	6	0	0	3 8	-9
13 Holly Kersigler	29:53	2-4	1-3	0-0	0 3 3	2 2 5	6	2	3	0	0 12	-12
10 Emma Meniweather	06:16	1-2	0-0	0-0	1 1 2	3 0	2	0	1	0	0 0	-1
11 Niccolly Ramalho	04:05	0-0	0-0	0-0	0 0 0	0 0 0	0	0	0	0	0 0	-1
3 Tami Davis	01:44	0-0	0-0	0-0	1 0 1	0 0	0	0	0	0	0 0	-1
Team		4	1	5			0	0				
Totals	26:56	6-21	9-20	16	21	37	18	13	67	17	7	3 5 -22
Technical Fouls: NONE												
Shooting By Period												
1st FG	6-16	37.5%										
2nd FG	0-0	0%										
3rd FG	1-3	33.3%										
4th FG	0-0	0%										
5th FG	10-19	52.6%										
6th FG	4-6	66.7%										
GM FG	26-56	46.4%										
3PT	9-20	45.0%										
FT	16-21	76.2%										
Dead Ball Rebound: 2												

Records: 13-6 (1-3)												
NO. Name	Min	FG	3P	FT	Rebounds	Fouls	TP	AS	TO	ST	Blocks	+/-
25 Kristin Scott	22:02	7-11	3-6	2-2	1 2 3	4 2	19	0	1	2	0 33	33
11 Jade Thurmon	14:55	4-6	0-0	2-2	0 0 0	1 1	10	4	8	1	0 1	17
13 Adriane Camber	34:46	4-4	4-4	1-2	0 7 7	1 1	13	1	0	0	1 0	28
24 Ashley Jones	29:16	6-12	0-1	1-1	2-6	8	1	6	13	2	0 3	1
32 Maggie Espartero-McGraw	33:08	7-10	6-8	0-0	0 4 4	0 2	20	3	1	2	0 0	28
4 Rae Johnson	24:42	3-6	1-4	1-2	0 0 0	1 3	8	7	4	1	1 0	5
1 Madison Wise	12:27	0-2	0-1	1-2	1 1 2	1 1	1	2	1	0	0 0	-7
15 Ines Nezuwa	14:58	0-3	0-0	0-0	1 4 5	3 0	0	2	6	1	1 1	-8
31 Morgan Kane	06:34	2-2	0-0	1-2	0 3 3	1 2	5	0	0	0	0 3	-3
10 Nia Washington	04:48	0-1	0-0	0-0	0 0 0	0 0	0	0	0	0	0 0	-4
14 Lauren Mills	02:24	0-0	0-0	0-0	0 0 0	0 1	0	0	0	0	0 0	-3
Team		1	2	3			0	0				
Totals	33:57	14-24	9-13	6	29	35	13	18	89	21	20	9 5 3 22
Technical Fouls: NONE												
Shooting By Period												
1st FG	9-16	56.3%										
2nd FG	1-7	14.3%										
3rd FG	1-2	50%										
4th FG	10-14	71.4%										
5th FG	5-10	50.0%										
6th FG	11-18	61.1%										
7th FG	6-8	75.0%										
8th FG	1-1	100%										
9th FG	4-9	44.4%										
10th FG	24	50.0%										
GM FG	33-57	57.9%										
3PT	14-24	58.3%										
FT	9-13	69.2%										
Dead Ball Rebound: 1												

KAN		ISU		Points from		Turnovers		Period by Period Scoring	
Biggest Lead	0 (1st 10:00)	31 (2nd 0:08)		Turnovers	23 23	1st	2nd	3rd	4th
Best Shooting Run	0 (1st 10:00)	31 (2nd 0:08)		Points	34 38	KAN	8	23	18
Lead Changes	0			Second Chance	12 6	KAN	8	23	18
Time Tied	0			Fast Breaks	8 6	ISU	18	23	23
Time with Lead	00:00	38:38		Bench	27 14	ISU	18	23	23

19 K-STATE 69, KANSAS 61

JAN. 29 | LAWRENCE, KAN. | ALLEN FIELDHOUSE



Official Basketball Box Score - Final
Kansas at Kansas State
Allen Fieldhouse, Lawrence
BSF 1-12 Women's Basketball

Game Time 8:00 PM
Game Duration 1:26
Attendance 1,730

21 BAYLOR 97, KANSAS 44

FEB. 5, 2020 | WACO, TEXAS | FERRELL CENTER

Official Basketball Box Score - Game Totals - Final Statistics

Kansas vs Baylor
02/05/20 7:00 pm at Waco, TX

Kansas 44 • 12-5, 1-0 Big 12

#	Player	F	Total		3+P		Rebounds		PF		TP		A TO		St	Min
			FG-FGA	FG-FGA	FT-FTA	Off	Def	PF	TP	A	TO	St	SA			
04	Mariane De Carvalho	F	1-5	1-5	0-0	0	0	0	1	3	0	4	0	1	1	24
35	Bailey Helgren		0-1	0-0	0-0	0	3	3	4	0	0	1	1	1	1	26
06	Aniya Thomas	S	5-9	4-7	5-6	1	1	2	2	19	0	2	0	3	2	28
13	Holly Kersgieter	S	1-7	0-3	0-0	0	1	1	1	2	0	2	0	1	1	18
15	Zakiyah Franklin	S	2-12	0-4	2-2	0	4	4	4	6	4	6	0	0	0	32
01	Tina Stephens		3-8	0-1	0-0	0	4	4	3	6	1	4	1	2	2	26
16	Emma Merriweather		0-2	0-0	1-4	1	4	5	1	1	0	1	2	1	1	14
11	Niccolly Ramalho		0-0	0-0	0-0	0	0	0	1	0	1	0	0	0	0	11
21	Brooklyn Mitchell		2-8	1-3	2-3	0	1	1	2	7	3	4	0	2	2	21
Team							1		3							
Totals			14-52	6-23		10-15	3	21	24	19	44	9	24	4	11	200
1st FG%: 37.5			38.0		38.0	3rd 34.1		37.5		37.5	Game 38.0		38.0		38.0	Dead Ball Rebounds: 2
3rd FG%: 12.5			12.5		12.5	3rd 33.3		33.3		33.3	Game 33.3		33.3		33.3	Offensive Rebounds: 1
FT%: 80.0			80.0		80.0	3rd 75.0		75.0		75.0	Game 75.0		75.0		75.0	Turnovers: 3

Baylor 97 • 20-1, 0-0 Big 12

#	Player	f	Total		3-PT		Rebounds		PF		TP		A TO		Stk		Min
			FG	FGA	FT	FTA	OR	DR	PF	TP	A	TO	Stk	SA			
01	Smith, Malysa	f	10-11	0-0	3-3	4	6	10	1	23	0	0	0	2	19		
15	Cox, Lauren	f	2-8	0-0	0-0	1	4	5	2	4	7	0	3	3	20		
04	Rickards, Didi	f	4-6	0-0	0-0	0	3	3	0	8	7	3	0	1	18		
04	Cooper, Teja	f	6-10	3-7	0-0	0	2	2	2	15	2	1	1	2	21		
26	Landrum, Juicy	f	2-4	2-3	0-0	0	2	2	0	6	3	1	0	1	17		
03	Oliver, Trinity	f	3-6	0-0	1-1	4	3	7	1	7	1	1	0	1	20		
11	Oliver, Jordan	f	4-7	0-1	1-5	0	1	1	2	9	2	3	1	2	18		
12	Ustin, Moon	f	4-9	1-2	2-2	0	5	5	1	11	2	3	1	2	23		
29	DeGrate, Erin	f	2-6	0-0	0-0	1	3	4	1	4	0	1	0	0	18		
25	Egbo, Queen	f	3-6	0-0	4-10	4	7	11	1	10	0	1	0	0	17		
51	Hicks, Caitlin	f	0-1	0-0	0-0	0	0	0	2	0	0	1	0	0	9		
Team																	
Totals			40-72	6-13	11-21	16	37	53	13	97	24	16	6	14	200		
1st FG%: 55.6			55.6	2nd 7-17	41.2%	3rd 14-18	77.8%	4th 0-18	55.0%	Game 41-72	56.9%	4th 0-13	46.2%	Offensive			
3rd FG%: 24.0			24.0	4th 1-10	10.0%	5th 0-10	0.0%	6th 0-10	0.0%	7th 0-10	0.0%	8th 0-10	0.0%	Defensive			
FT%: 64.0			64.0	9th 1-4	25.0%	10th 1-4	25.0%	11th 0-10	0.0%	12th 0-10	0.0%	13th 0-10	0.0%	14th 0-10	0.0%		

Officials: Mark Zentz, Felicia Galtier, Beverly Roberts

Technical Fouls: Kansas:None; Baylor:None

Attendance: 6050

2019-20 Women's Basketball, Round: II, Baylor vs Kansas, Played at Ferrell Center

Score by quarter	1st	2nd	3rd	4th	Total
Kansas	7	10	12	15	44
Baylor	26	18	32	19	97

Lead FG: KU 4th 61%, KU 4th 60.0%

Largest lead: KU 18, Baylor 15 4th 60.0%

KU led for 00:00, KU led for 36:54, Game won for 37:56

23 TEXAS TEXAS 89, KANSAS 72

FEB. 12, 2020 | LUBBOCK, TEXAS | UNITED SUPERMARKETS ARENA

Official Basketball Box Score - Final

Kansas at Texas Tech
02/12/20 United Supermarkets Arena, Lubbock
07:00 Women's Basketball

Officials: Mark Zentz, Felicia Galtier, Beverly Roberts

Games - 78		Records: 19:11 (1-1)																										
NO.	Name	Min	FG		3P		Rebounds		Fouls		TP	AS	TO	Blocks		4+	Shooting By Period											
			M-A	M-A	M-A	OR	DR	PF	FF	SB				BA	1st		FG%	2nd	FG%	3rd	FG%	FT%	FT%					
4	Mariane De Carvalho	F 26:12	4-13	2-7	0-0	3	2	5	1	0	10	2	1	0	0	1-3	1st	FG%	3-18	16.7%								
35	Bailey Helgren	C 22:00	1-1	0-0	0-0	2	3	5	2	2	2	0	3	1	0	-12	1st	FT%	0	0%								
5	Aniya Thomas	G 37:47	5-14	3-9	0-0	0	10	10	3	2	13	3	2	2	0	15	2nd	FG%	6-15	40.0%								
13	Holly Kersgieter	G 27:09	3-12	2-8	1-2	1	3	4	3	2	9	2	0	0	0	11	2nd	FT%	2	28.6%								
15	Zakiyah Franklin	G 30:19	6-11	0-1	3-4	0	0	0	3	4	15	1	6	2	0	11	3rd	FT%	3	100%								
1	Tina Stephens	G 21:29	0-4	0-0	4-4	1	4	5	2	2	4	0	2	0	1	22	3rd	FG%	6-16	50.0%								
11	Emma Merriweather	G 13:31	5-7	0-0	0-0	0	1	1	4	1	10	0	2	1	4	2	3rd	FT%	1	33.3%								
21	Brooklyn Mitchell	G 20:41	3-7	0-2	3-4	0	3	3	4	2	9	5	2	0	0	9	FT%	3-6	60.0%									
Team																		4th	FG%	10-20	50.0%							
Totals			27-69		7-27		11-14		10-27		37		22		15		72		14		9		5		6		1-7	
Technical Fouls: NONE																												

Time Tech - 09

NO.	Name	Min	FG		3P		Rebounds		Fouls		TP	AS	TO	ST	Blocks		B+	Shooting By Period		
			M-A	FT	M-A	FT	OR	DR	PF	FF					TS	BS			BA	
20	Brittany Brewer	F 27:07	9-15	0-1	0-0	4	2	6	3	2	18	1	2	0	0	14	1st	FG% 10-18 55.0%		
34	Land Gordon	F 34:44	9-18	1-6	2-2	0	9	9	3	2	19	6	0	1	1	15	2nd	3PT% 28 22.2%		
00	Christlyn Carr	G 27:45	5-9	2-3	1-2	0	4	4	3	3	13	5	2	0	0	23	3rd	FG% 7-18 38.9%		
2	Sydney Goodson	G 32:01	1-2	0-1	3-5	4	4	8	3	5	5	4	3	4	0	19	4th	3PT% 2-5 40.0%		
15	Andraya Adams	G 28:05	7-15	3-8	2-3	1	2	3	2	4	19	2	3	0	1	10	FT%	5-5 100.0%		
5	Jo'Nah Johnson	G 23:26	1-8	0-3	0-0	0	5	5	0	3	2	3	2	0	2	7	5th	FG% 10-24 41.7%		
35	Alexis Tucker	G 17:31	3-9	0-1	4-4	4	2	6	1	3	10	2	2	0	0	2	3PT%	28 25.0%		
24	Nalish Dillard	G 08:19	1-2	1-2	0-0	1	3	4	0	0	3	0	0	0	0	4	1st	FG% 1-1 100%		
9	Makia Jackson	G 01:02	0-0	0-0	0-0	0	0	0	0	0	0	0	0	0	0	5	2nd	FG% 0-10 0.0%		
Team																	3PT%	1-5 20.0%		
Totals			35-78	7-27	12-16	16	32	48	15	22	89	23	16	8	6	5	17	FT%	68 75%	
																		Technical Fouls: NONE		
OM FG%			35-78		44.9%													OM FG%	35-78	44.9%
FT%			7-27		25.9%													FT%	7-27	25.9%
FT%			12-16		75.0%													FT%	12-16	75.0%
																		Dead Ball Rebounds: 4		

	KU	TTU	Points from	KU	TTU	Period by Period Scoring					
Biggest lead	6 (1 st 10:00)	27 (3 rd 1:59)	Turnovers	13	25	1 st	2 nd	3 rd	4 th	TOT	
Best Scoring Run	8 (2 nd 2:17)	16 (1 st 3:47)	Paint	36	48	KU	7	17	20	26	70
Lead Changes	0		Second Chance	8	22	TTU	22	21	23	28	94
Times Tied	0		Fast Breaks	10	8						
Time with Lead	00:00	38:16	Bench	23	15						

25 WEST VIRGINIA 60, KANSAS 53

FEB. 22, 2020 | MORGANTOWN, W. VA. | WVU COLISEUM



Overall Basketball Box Score - Final
 Kansas at West Virginia
 WVU Coliseum, Morgantown, WV
 Records at West Virginia

Game Time 7:00 PM
 Game Duration 1:28
 Attendance 1,126

Offensive: Felix Okoro, Derron Roberts, Kevin Pickett

Records: 15-13 (2-12)

NO. Name	Min	FG	3P	FT	Rebounds	Fouls	TP	AS	TO	ST	Blocks	BB	BA	+	-
1 Tina Stephens	F 25:15	0-5	0-0	4-6	2 5 7	2 5	4	1	4	2	0	1	1	15	
4 Mariana De Carvalho	F 25:32	4-7	2-4	0-0	1 5 6	3 1	10	2	1	3	0	0	7		
10 Emma Meriwether	C 22:24	2-4	0-0	1-4	3 4 7	2 2	5	0	0	0	1	1	0		
5 Anyia Thomas	G 22:56	3-10	2-6	2-2	0 2 2	4 3	10	1	5	0	0	1	2		
15 Zakayah Franklin	G 34:02	6-16	0-1	2-2	0 2 3	5 4	1	12	6	4	1	1	3	-1	
13 Holly Kersigler	G 23:53	2-7	2-5	0-0	1 2 3	1 1	6	1	1	0	0	2	9		
35 Bailey Helgren	G 17:00	0-1	0-0	0-0	1 2 3	1 0	1	0	1	0	1	0	5		
21 Brooklyn Mitchell	G 27:58	2-6	1-2	1-2	0 2 2	2 1	6	0	8	2	0	2	10		
Team					5 1 6										
Totals		19-56	7-19	8-15	15 26 41	21 15	53	11	22	8	3	10	7		

Technical Fouls: NONE

Shooting By Period	1st FG%	2nd FG%	3rd FG%	4th FG%	5th FG%
1st FG%	3-16 18.8%				
2nd FG%	2-7 28.6%				
3rd FG%	4-14 28.6%				
4th FG%	4-11 36.4%				
5th FG%	14-25 56.0%				
6th FG%	4-11 36.4%				
7th FG%	14-25 56.0%				
8th FG%	4-11 36.4%				
9th FG%	14-25 56.0%				
10th FG%	4-11 36.4%				
11th FG%	14-25 56.0%				
12th FG%	4-11 36.4%				
13th FG%	14-25 56.0%				
14th FG%	4-11 36.4%				
15th FG%	14-25 56.0%				
16th FG%	4-11 36.4%				
17th FG%	14-25 56.0%				
18th FG%	4-11 36.4%				
19th FG%	14-25 56.0%				
20th FG%	4-11 36.4%				
21st FG%	14-25 56.0%				
22nd FG%	4-11 36.4%				
23rd FG%	14-25 56.0%				
24th FG%	4-11 36.4%				
25th FG%	14-25 56.0%				

Dead Ball Rebounds: 4

West Virginia - 60

Records: 16-4 (2-1)

NO. Name	Min	FG	3P	FT	Rebounds	Fouls	TP	AS	TO	ST	Blocks	BB	BA	+	-
14 Karl Niblack	F 38:39	5-10	0-0	4-6	3 3 6	1 4	14	1	4	1	5	1	0		
22 Blessing Ejoror	C 03:42	0-1	0-0	0-0	0 0 0	0 0	0	0	1	0	0	0	5		
4 Lucky Rudi	G 18:51	0-3	0-1	2-2	0 1 1	3 1	2	3	2	0	0	0	1		
5 Tyrone Martin	G 36:14	4-8	3-4	0-0	5 6 1	1 2	16	2	3	0	1	0	8		
30 Taylor Robertson	G 34:31	3-12	1-4	5-6	0 4 4	2 3	12	3	3	1	0	1	9		
3 Kristen Deane	30:43	2-8	1-2	4-6	3 2 5	2 10	9	4	1	5	2	1	13		
31 Rochelle Norris	17:02	1-1	0-0	0-0	0 3 3	2 1	2	0	0	1	0	1	0		
12 Esmerly Martinez	20:21	1-3	0-0	0-0	1 6 7	3 0	2	0	1	0	1	0	8		
Team					2 3 6										
Totals		19-52	6-15	18-24	9 27 36	15 21	60	13	15	7	10	3	7		

Technical Fouls: NONE

Shooting By Period	1st FG%	2nd FG%	3rd FG%	4th FG%	5th FG%
1st FG%	5-14 35.7%				
2nd FG%	0-0 0.0%				
3rd FG%	0-0 0.0%				
4th FG%	7-15 46.7%				
5th FG%	4-6 66.7%				
6th FG%	4-9 44.4%				
7th FG%	1-100.0%				
8th FG%	7-10 70.0%				
9th FG%	5-14 35.7%				
10th FG%	7-19 36.8%				
11th FG%	7-8 87.5%				
12th FG%	10-22 45.5%				
13th FG%	6-15 40.0%				
14th FG%	13-23 56.5%				
15th FG%	7-13 53.8%				
16th FG%	10-22 45.5%				
17th FG%	6-15 40.0%				
18th FG%	13-23 56.5%				
19th FG%	7-8 87.5%				
20th FG%	10-22 45.5%				
21st FG%	6-15 40.0%				
22nd FG%	13-23 56.5%				
23rd FG%	7-8 87.5%				
24th FG%	10-22 45.5%				
25th FG%	6-15 40.0%				

Dead Ball Rebounds: 4

Biggest lead	10 (2nd 6:11)	0 (2nd 6:11)	0 (2nd 6:11)
Best Shooting Run	7 (1st 6:11)	0 (2nd 6:11)	0 (2nd 6:11)
Lead Changes	5	0	0
Time Tied	2	0	0
Time with Lead	16:51	16:54	0



27 KANSAS 77, OKLAHOMA STATE 69

FEB. 29, 2020 | LAWRENCE, KAN. | ALLEN FIELDHOUSE



Overall Basketball Box Score - Final
 Kansas at Oklahoma State
 Allen Fieldhouse, Lawrence
 Records at Oklahoma State

Game Time 7:00 PM
 Game Duration 1:58
 Attendance 5,471

Offensive: Derron Roberts, Scott Turvay, Ming Frazier

Records: 15-13 (2-12)

NO. Name	Min	FG	3P	FT	Rebounds	Fouls	TP	AS	TO	ST	Blocks	BB	BA	+	-
4 Natasha Mack	F 38:13	11-18	0-1	2-3	4 11 15	3 3	24	0	2	1	6	0	8		
12 Vivian Gray	F 39:56	12-24	1-4	4-4	1 3 4	4 7	29	2	3	0	1	2	8		
21 Ja'Mee Asberry	G 26:27	2-7	2-6	0-0	0 3 3	3 0	6	2	2	2	0	0	4		
23 Lauren Fields	G 30:02	4-10	0-2	0-1	1 1 2	3 2	8	5	0	3	0	1	3		
33 Clifton de Sousa	C 21:54	1-6	0-3	0-0	0 1 1	1 0	2	0	0	0	0	0	4		
1 Kessaly De Lipp	G 15:18	0-0	0-0	0-0	0 4 4	2 0	0	1	0	0	1	0	4		
3 Micah Dennis	G 13:33	0-1	0-1	0-0	0 3 3	0 0	0	3	1	0	0	0	4		
10 Bryn Garlick	07:19	0-2	0-2	0-0	0 0 0	0 0	0	0	0	0	0	0	5		
25 Abbie Winchester	03:11	0-0	0-0	0-0	0 1 1	1 0	0	0	0	0	0	0	4		
30 Sara Rodriguez	02:24	0-1	0-0	0-0	0 0 0	0 0	0	0	1	0	0	0	4		
11 Bigue Sarr	01:43	0-0	0-0	0-0	0 0 0	0 0	0	0	0	0	0	0	0		
Team					2 2 4										
Totals		30-69	3-19	6-8	8 29 37	17 12	69	13	10	6	5	3	8		

Technical Fouls: NONE

Shooting By Period	1st FG%	2nd FG%	3rd FG%	4th FG%	5th FG%
1st FG%	11-18 61.1%				
2nd FG%	3-7 42.9%				
3rd FG%	4-6 66.7%				
4th FG%	7-15 46.7%				
5th FG%	0-0 0.0%				
6th FG%	7-15 46.7%				
7th FG%	0-0 0.0%				
8th FG%	7-15 46.7%				
9th FG%	0-0 0.0%				
10th FG%	7-15 46.7%				
11th FG%	0-0 0.0%				
12th FG%	7-15 46.7%				
13th FG%	0-0 0.0%				
14th FG%	7-15 46.7%				
15th FG%	0-0 0.0%				
16th FG%	7-15 46.7%				
17th FG%	0-0 0.0%				
18th FG%	7-15 46.7%				
19th FG%	0-0 0.0%				
20th FG%	7-15 46.7%				
21st FG%	0-0 0.0%				
22nd FG%	7-15 46.7%				
23rd FG%	0-0 0.0%				
24th FG%	7-15 46.7%				
25th FG%	0-0 0.0%				

Dead Ball Rebounds: 4

Kansas - 77

Records: 15-13 (2-12)

NO. Name	Min	FG	3P	FT	Rebounds	Fouls	TP	AS	TO	ST	Blocks	BB	BA	+	-
1 Tina Stephens	F 28:11	5-12	1-1	2-7	3 9 12	0 5	13	1	0	1	0	2	8		
4 Mariana De Carvalho	F 33:59	2-6	1-4	0-0	2 5 5	2 1	5	1	1	1	0	0	7		
10 Emma Meriwether	C 16:57	2-8	0-0	1-2	2 6 8	2 1	5	1	1	0	0	2	17		
5 Anyia Thomas	G 34:06	4-9	1-4	1-2	0 6 6	1 1	10	4	1	4	0	2	12		
15 Zakayah Franklin	G 36:35	8-15	0-0	7-9	0 4 4	3 7	23	8	5	0	1	1	9		
13 Holly Kersigler	G 19:50	5-7	4-6	0-2	0 1 1	2 1	14	1	0	0	0	0	1		
21 Brooklyn Mitchell	G 09:19	1-3	0-1	1-2	0 1 0	1 0	3	0	0	0	0	1	5		
35 Bailey Helgren	G 23:03	2-2	0-0	0-0	2 1 3	2 0	4	0	0	0	1	0	8		
Team					0 3 3										
Totals		29-62	7-16	12-24	10 33 43	12 17	77	16	7	5	3	8	8		

Technical Fouls: NONE

Shooting By Period	1st FG%	2nd FG%	3rd FG%	4th FG%	5th FG%
1st FG%	11-18 61.1%				
2nd FG%	3-7 42.9%				
3rd FG%	4-6 66.7%				
4th FG%	7-15 46.7%				
5th FG%	0-0 0.0%				
6th FG%	7-15 46.7%				
7th FG%	0-0 0.0%				
8th FG%	7-15 46.7%				
9th FG%	0-0 0.0%				
10th FG%	7-15 46.7%				
11th FG%	0-0 0.0%				
12th FG%	7-15 46.7%				
13th FG%	0-0 0.0%				
14th FG%	7-15 46.7%				
15th FG%	0-0 0.0%				
16th FG%	7-15 46.7%				
17th FG%	0-0 0.0%				
18th FG%	7-15 46.7%				
19th FG%	0-0 0.0%				
20th FG%	7-15 46.7%				
21st FG%	0-0 0.0%				
22nd FG%	7-15 46.7%				
23rd FG%	0-0 0.0%				
24th FG%	7-15 46.7%				
25th FG%	0-0 0.0%				

Dead Ball Rebounds: 4

Biggest lead	0 (1st 10:00)	22 (2nd 6:11)	0 (2nd 6:11)
Best Shooting Run	5 (4th 6:45)	10 (1st 2:00)	0 (2nd 6:11)
Lead Changes	0	0	0
Time Tied	1	0	0
Time with Lead	00:00	38:29	0

26 KANSAS 83, OKLAHOMA 80

FEB. 26, 2020 | NORMAN, OKLA. | LLOYD NOBLE CENTER



29

KANSAS STATE 83, KANSAS 63

MARCH 8, 2020 | MANHATTAN, KAN. | BRAMLAGE COLISEUM



Official Basketball Box Score - Final
Kansas at Kansas St.
 03/08/20 Bramlage Coliseum, Manhattan, Kan.
 2019-20 Women's Basketball

Game Time: 2:00 PM
 Game Duration: 2:51
 Attendance: 5,172

Officials: Doug Knight, Julie Krommerhook, Amy Bonner

Kansas - 63			Record: 15-14 (4-14)																							
NO.	Name	Min	FG	3P	FT	Rebounds	Fouls	TP	AS	TO	ST	Blocks	+/-	Shooting By Period												
			M-A	M-A	M-A	OR	DR	PF	FD			BS	BA		1st	2nd	3rd	4th	FT%	3PT%	FG%	FT%	3PT%	FG%	FT%	
1	Tina Stephens	28:56	3-6	0-2	0-0	1	4	5	1	2	6	4	4	3	0	0	0	-21	1st	FG%	6-13	46.2%	3PT%	2-5	40.0%	
4	Mariane De Carvalho	22:25	4-8	0-3	1-2	0	1	1	3	1	9	1	2	1	0	0	-9	2nd	FG%	4-11	36.4%	3PT%	0-3	0.0%		
35	Bailey Helgen	C 23:38	0-1	0-0	0-0	1	0	1	4	0	0	0	1	0	0	1	-8	3rd	FG%	4-11	36.4%	3PT%	1-4	25.0%		
5	Aniya Thomas	G 32:55	4-16	1-6	1-2	1	1	2	2	2	10	3	2	2	1	2	-23	4th	FG%	6-17	35.3%	3PT%	2-5	40.0%		
15	Zakiyah Franklin	G 35:26	6-12	1-2	0-0	0	4	4	0	2	13	4	1	0	0	1	-31	1st	FG%	6-13	46.2%	3PT%	2-5	40.0%		
13	Holly Kersjeter	27:46	7-9	4-5	3-4	2	4	6	1	2	21	1	2	0	1	0	-8	2nd	FG%	4-11	36.4%	3PT%	1-4	25.0%		
10	Emma Merriweather	14:45	1-1	0-0	2-4	0	4	4	5	2	4	0	0	0	1	0	-10	3rd	FG%	4-11	36.4%	3PT%	1-4	25.0%		
21	Brooklyn Mitchell	06:41	0-1	0-0	0-0	0	1	1	3	1	0	3	2	0	0	0	3	4th	FG%	6-17	35.3%	3PT%	2-5	40.0%		
11	Niccoly Ramalho	05:18	0-0	0-0	0-0	0	2	2	0	0	0	0	0	0	0	0	7	1st	FG%	6-13	46.2%	3PT%	2-5	40.0%		
Team						0	2	2			0		1													
Totals			25-54	6-19	7-12	5	23	28	19	12	63	16	15	6	3	4	-20	1st	FG%	6-13	46.2%	3PT%	2-5	40.0%		
														Technical Fouls: NONE									Dead Ball Rebounds: 1, 0			














Kansas St. - 83													Record: 16-13 (10-8)													Shooting By Period												
NO. NAME		Min	FG M-A	3P M-A	FT M-A	Rebounds OR DR TOT	Fouls PF FFD	TP	AS	TO	ST	Blocks BS BA	+/-																									
11	Peyton Williams	F 34:02	10-12	0-1	4-4	3 4 7	2 3 24	6	2	1	0	0	31	1st FG% 5-19 26.3% 3PT% 2-8 25.0%																								
25	Jasauen Beard	F 20:15	4-12	0-2	3-4	1 4 5	1 3 11	5	0	3	2	0	26	2nd FG% 9-16 56.3% FT% 2-5 40.0%																								
50	Ayoka Lee	C 29:19	5-7	0-0	7-7	4 10 14	3 7 17	1	0	0	2	0	32	3rd FG% 9-16 56.3% 3PT% 2-5 40.0%																								
3	Angela Harris	G 34:06	3-12	2-6	3-3	0 3 3	2 2 11	3	1	2	0	1	32	4th FG% 6-17 35.3% 3PT% 2-5 40.0%																								
43	Christanna Carr	G 26:28	4-11	4-6	0-0	1 3 4	2 0 12	2	2	0	0	2	19	1st FG% 5-19 26.3% 3PT% 2-8 25.0%																								
1	Savannah Simmons	G 23:32	1-4	1-3	0-0	0 1 1	0 0 3	5	1	0	0	0	7	2nd FG% 9-16 56.3% 3PT% 2-5 40.0%																								
13	Laura Macke	G 10:41	0-2	0-0	2-2	0 0 0	1 1 2	0	1	1	0	1	-12	3rd FG% 9-16 56.3% 3PT% 2-5 40.0%																								
24	Emilee Ebert	G 10:01	0-1	0-1	1-2	0 0 0	1 3 1	1	2	1	0	0	-13	4th FG% 6-17 35.3% 3PT% 2-5 40.0%																								
44	Emma Chapman	G 05:58	1-4	0-0	0-0	1 0 1	0 0 2	0	0	0	0	0	-11	1st FG% 5-19 26.3% 3PT% 2-8 25.0%																								
2	Cymone Goodrich	G 05:38	0-1	0-1	0-0	1 0 1	0 0 0	0	0	0	0	0	-11	2nd FG% 9-16 56.3% 3PT% 2-5 40.0%																								
Team						4 2 6	0 0 0																															
Totals			28-66	7-20	20-22	15 27 42	12 19 83	23	9	8	4	3	-20	1st FG% 5-19 26.3% 3PT% 2-8 25.0%																								
														Technical Fouls: NONE																								
														Dead Ball Rebounds: 2, 1																								

	KU	KState	Period by Period Scoring								
Biggest lead	0 (1 st 10:00)	30 (4 th 7:31)	Turnovers	10	20	1 st	2 nd	3 rd	4 th	TOT	
Best Scoring Run	10 (4 th 0:06)	15 (3 rd 0:10)									
Lead Changes	0	1	Paint	32	34	KU	14	9	10	30	63
Times Tied	1		Second Chance	2	22						
Time with Lead	00:00	36:30	Fast Breaks	7	6	KState	14	23	24	22	83
			Bench	25	8						



BROADCAST SHEET

(previous starters in blue)

	1	<div><div>TINA STEPHENS</div><div>Jr. • F • 6-2 • Palmetto, Fla./Palmetto HS</div><table><tr><th>GP/GS</th><th>PPG</th><th>RPG</th><th>APG</th><th>SPG</th><th>BPG</th><th>FG%</th><th>FT%</th></tr><tr><td>26-6</td><td>10.2</td><td>7.2</td><td>1.2</td><td>1.6</td><td>0.2</td><td>46.7</td><td>59.6</td></tr></table><div>Career Highs Pts:20 Reb:17 Ast:4 Stl:6 Blk:2</div></div>	GP/GS	PPG	RPG	APG	SPG	BPG	FG%	FT%	26-6	10.2	7.2	1.2	1.6	0.2	46.7	59.6	<ul style="list-style-type: none">Posted career-high 17 rebounds against Iowa State (3.3.2020) while notching 7th double-double adding 12 points.Has scored 10+ points 11times this season.Notched career-best with 20 points against Iowa State (1.25.20)Scored 14 points in 16 minutes vs Texas Tech (1.18.20); Her first game back for a three-game hiatus.Has led the Jayhawks six time in most rebounds in a gameOne of five scoring in double-figures.Three double-doubles with the latest at FAU (11/20/19). At the same time topped career best with 19 points and 15 Rebound.
GP/GS	PPG	RPG	APG	SPG	BPG	FG%	FT%												
26-6	10.2	7.2	1.2	1.6	0.2	46.7	59.6												
	3	<div><div>TAMIA DAVIS</div><div>Fr. • G • 5-7 • Raleigh, N.C./SE Raleigh HS</div><table><tr><th>GP/GS</th><th>PPG</th><th>RPG</th><th>APG</th><th>SPG</th><th>BPG</th><th>FG%</th><th>FT%</th></tr><tr><td>6-0</td><td>1.3</td><td>0.8</td><td>0.3</td><td>0.3</td><td>0.0</td><td>25.0</td><td>100</td></tr></table><div>Career Highs Pts: 5 Reb: 3 Ast: 1 Stl: 1 Blk: -</div></div>	GP/GS	PPG	RPG	APG	SPG	BPG	FG%	FT%	6-0	1.3	0.8	0.3	0.3	0.0	25.0	100	<ul style="list-style-type: none">Appeared on six games averaging 4.1 minutesScored first collegiate points against UIC and finished with a total of five points.
GP/GS	PPG	RPG	APG	SPG	BPG	FG%	FT%												
6-0	1.3	0.8	0.3	0.3	0.0	25.0	100												
	4	<div><div>MARIANE DE CARVALHO</div><div>Sr. • F • 6-2 • Araraquara, Brazil/Highland CC</div><table><tr><th>GP/GS</th><th>PPG</th><th>RPG</th><th>APG</th><th>SPG</th><th>BPG</th><th>FG%</th><th>FT%</th></tr><tr><td>29-29</td><td>10.4</td><td>5.1</td><td>1.0</td><td>1.0</td><td>0.3</td><td>41.1</td><td>58.8</td></tr></table><div>Career Highs Pts: 19 Reb: 10 Ast: 4 Stl: 3 Blk: 2</div></div>	GP/GS	PPG	RPG	APG	SPG	BPG	FG%	FT%	29-29	10.4	5.1	1.0	1.0	0.3	41.1	58.8	<ul style="list-style-type: none">Posted 17 points against Oklahoma (2.2.20) which is a Big 12 career-best.Has recorded 10+ point on 10 separate occasionsOne of five scoring in double-figures.De Carvalho set a new career-high in field goals made (8) and assists (4). vs Wofford (12.30.19)De Carvalho put up 19 points, a career-best against Texas State.De Carvalho recorded her first double-double in her Kansas career with 15 points and 10 rebounds against UMass Lowell.
GP/GS	PPG	RPG	APG	SPG	BPG	FG%	FT%												
29-29	10.4	5.1	1.0	1.0	0.3	41.1	58.8												
	5	<div><div>ANIYA THOMAS</div><div>So. • G • 5-7 • Duncanville, Texas/Duncanville</div><table><tr><th>GP/GS</th><th>PPG</th><th>RPG</th><th>APG</th><th>SPG</th><th>BPG</th><th>FG%</th><th>FT%</th></tr><tr><td>29-28</td><td>12.6</td><td>4.0</td><td>2.3</td><td>1.9</td><td>0.2</td><td>38.6</td><td>77.6</td></tr></table><div>Career Highs Pts: 28 Reb: 10 Ast: 5 Stl: 4 Blk: 1</div></div>	GP/GS	PPG	RPG	APG	SPG	BPG	FG%	FT%	29-28	12.6	4.0	2.3	1.9	0.2	38.6	77.6	<ul style="list-style-type: none">Recorded first double-double of the career against Texas Tech, 2.12.20, with 13 pts/10reb28 point performance against TCU (2.8.20). Marks her second 20+ plus game and seventh time as leading scorers for the Jayhawks.Posted career-best 10 rebounds against K-State (1.29.20)One of five scoring in double-figures.Notched career-best 21 points at Texas (1.22.20) and 2 steals, 4 assists.13 double figure scoring gamesThomas 15 points on 66.7 percent (6-9) shooting from the field and 50 percent (3-6) shooting from beyond the arc against UMLIn her outing against UIC, Thomas tied her career-high in points with 17 points and recorded a career-high six rebounds and four assists.
GP/GS	PPG	RPG	APG	SPG	BPG	FG%	FT%												
29-28	12.6	4.0	2.3	1.9	0.2	38.6	77.6												
	10	<div><div>EMMA MERRIWEATHER</div><div>R-So. • C • 6-5 • Buena Park, Calif./Lakeside HS</div><table><tr><th>GP/GS</th><th>PPG</th><th>RPG</th><th>APG</th><th>SPG</th><th>BPG</th><th>FG%</th><th>FT%</th></tr><tr><td>19-5</td><td>2.3</td><td>3.3</td><td>0.1</td><td>0.3</td><td>0.7</td><td>40.4</td><td>20.0</td></tr></table><div>Career Highs Pts: 10 Reb: 8 Ast: 1 Stl: 4 Blk: 4</div></div>	GP/GS	PPG	RPG	APG	SPG	BPG	FG%	FT%	19-5	2.3	3.3	0.1	0.3	0.7	40.4	20.0	<ul style="list-style-type: none">Recorded six blocks a career-high vs TTU (2.12.20)Frist double-digit scoring game against Texas Tech...had 10 pointsLed Kansas with a season-high five rebounds at Baylor (2.5.20)Merriweather made her Kansas debut against Wofford with 1:53 remaining in the second quarter.She recorded her first basket as a Jayhawk with one minute remaining in the fourth quarter vs Wofford.
GP/GS	PPG	RPG	APG	SPG	BPG	FG%	FT%												
19-5	2.3	3.3	0.1	0.3	0.7	40.4	20.0												
	11	<div><div>NICCOLLY RAMALHO</div><div>Sr. • G • 5-5 • Sao Paulo, Brazil/Highland CC</div><table><tr><th>GP/GS</th><th>PPG</th><th>RPG</th><th>APG</th><th>SPG</th><th>BPG</th><th>FG%</th><th>FT%</th></tr><tr><td>21-1</td><td>1.1</td><td>0.9</td><td>0.5</td><td>0.2</td><td>-</td><td>47.6</td><td>25.0</td></tr></table><div>areer Highs Pts: 7 Reb: 4 Ast: 5 Stl: 2 Blk: -</div></div>	GP/GS	PPG	RPG	APG	SPG	BPG	FG%	FT%	21-1	1.1	0.9	0.5	0.2	-	47.6	25.0	<ul style="list-style-type: none">Got first start of the year on Senior night whew she posted three points, two steals, two assists and three boards.Ramalho set a new career-high in scoring with seven points on 75 percent (3-of-4) shooting from the field against UMass Lowell.Set a career high in rebounds with four against UIC.2018-19 Junior: Appeared in 17 games ... Averaging 0.4 points and 0.5 rebounds ... Scored her first points as a Jayhawk against Vermont (12/30) ... Averaging 6.4 minutes per game ... Recorded a career-best two rebounds against Vermont (12/30) ... Played a career-high 15 minutes against Vermont (12/30) ... Dished out a career-high five assists against Oklahoma (12/30)
GP/GS	PPG	RPG	APG	SPG	BPG	FG%	FT%												
21-1	1.1	0.9	0.5	0.2	-	47.6	25.0												
	13	<div><div>HOLLY KERSGIETER</div><div>Fr. • G • 5-11 • Sand Spring, Okla./Charles Page</div><table><tr><th>GP/GS</th><th>PPG</th><th>RPG</th><th>APG</th><th>SPG</th><th>BPG</th><th>FG%</th><th>FT%</th></tr><tr><td>29-5</td><td>10.1</td><td>4.2</td><td>1.7</td><td>1.1</td><td>0.3</td><td>42.2</td><td>62.1</td></tr></table><div>Career Highs Pts: 24 Reb: 10 Ast: 6 Stl: 3 Blk: 1</div></div>	GP/GS	PPG	RPG	APG	SPG	BPG	FG%	FT%	29-5	10.1	4.2	1.7	1.1	0.3	42.2	62.1	<ul style="list-style-type: none">Posted 21 points against Kansas State (3.8.20) which marks a Big 12 career-best and 13th time scoring in double figures.First Kansas start versus K-State, Jan. 29, 2020, notched 11 points, six rebounds and two assists.One of five scoring in doube-figures.Kersgieter set a new career high with five three-point makes vs Wofford (12.30.19)
GP/GS	PPG	RPG	APG	SPG	BPG	FG%	FT%												
29-5	10.1	4.2	1.7	1.1	0.3	42.2	62.1												
	15	<div><div>ZAKIYAH FRANKLIN</div><div>Fr. • G • 5-7 • Lakeland, Fla./Winter Haven HS</div><table><tr><th>GP/GS</th><th>PPG</th><th>RPG</th><th>APG</th><th>SPG</th><th>BPG</th><th>FG%</th><th>FT%</th></tr><tr><td>29-29</td><td>12.1</td><td>2.4</td><td>3.6</td><td>0.9</td><td>0.2</td><td>36.3</td><td>78.9</td></tr></table><div>Career Highs Pts: 25 Reb: 5 Ast: 8 Stl: 3 Blk: 2</div></div>	GP/GS	PPG	RPG	APG	SPG	BPG	FG%	FT%	29-29	12.1	2.4	3.6	0.9	0.2	36.3	78.9	<ul style="list-style-type: none">Tallied thirld 20 point + game vs OSU (2.29.20) and dished out career best 8 assistPoured in a career-best 25 points and six assist against Oklahoma at home (2.2.20)Posted 17 points and the leading scorer in Big 12 opener at Oklahoma State (1.4.20)One of five scoring in doub-e-figures.Tied career-best 19 pints at Saint Louis on 8-Of-14 shooting from the FG
GP/GS	PPG	RPG	APG	SPG	BPG	FG%	FT%												
29-29	12.1	2.4	3.6	0.9	0.2	36.3	78.9												
	21	<div><div>BROOKLYN MITCHELL</div><div>So. • G • 5-6 • New Orleans, La./Ursuline Aca</div><table><tr><th>GP/GS</th><th>PPG</th><th>RPG</th><th>APG</th><th>SPG</th><th>BPG</th><th>FG%</th><th>FT%</th></tr><tr><td>29-18</td><td>8.6</td><td>2.4</td><td>2.3</td><td>1.1</td><td>0.1</td><td>40.4</td><td>60.0</td></tr></table><div>Career Highs Pts: 24 Reb: 6 Ast: 9 Stl: 5 Blk: 1</div></div>	GP/GS	PPG	RPG	APG	SPG	BPG	FG%	FT%	29-18	8.6	2.4	2.3	1.1	0.1	40.4	60.0	<ul style="list-style-type: none">Mitchell set a career high in steals with five against Texas (1.22.20).Mitchell set a new career-high in assists with 9 vs Wofford (12.30.19).Against Wofford, she finished with 16 points on the night, giving her fifth consecutive game in double figures.Mitchell posted a career-high 24 points vs Saint Mary's (CA) (12.15.19)Named FAU Thanksgiving tournament MVP
GP/GS	PPG	RPG	APG	SPG	BPG	FG%	FT%												
29-18	8.6	2.4	2.3	1.1	0.1	40.4	60.0												
	25	<div><div>CHANDLER PRATER</div><div>Fr. • G • 5-11 • Kansas City, Mo./North Kan</div><table><tr><th>GP/GS</th><th>PPG</th><th>RPG</th><th>APG</th><th>SPG</th><th>BPG</th><th>FG%</th><th>FT%</th></tr><tr><td>-</td><td>-</td><td>-</td><td>-</td><td>-</td><td>-</td><td>-</td><td>-</td></tr></table><div>Career Highs Pts: - Reb: - Ast: - Stl: - Blk: -</div></div>	GP/GS	PPG	RPG	APG	SPG	BPG	FG%	FT%	-	-	-	-	-	-	-	-	<ul style="list-style-type: none">Has not competed due to injury.
GP/GS	PPG	RPG	APG	SPG	BPG	FG%	FT%												
-	-	-	-	-	-	-	-												
	31	<div><div>BRITTANY FRANKLIN</div><div>So. • C • 6-5 • Plymouth, N.C./Plymouth HS</div><table><tr><th>GP/GS</th><th>PPG</th><th>RPG</th><th>APG</th><th>SPG</th><th>BPG</th><th>FG%</th><th>FT%</th></tr><tr><td>-</td><td>-</td><td>-</td><td>-</td><td>-</td><td>-</td><td>-</td><td>-</td></tr></table><div>Career Highs Pts: 9 Reb: 7 Ast: 1 Stl: 1 Blk: 2</div></div>	GP/GS	PPG	RPG	APG	SPG	BPG	FG%	FT%	-	-	-	-	-	-	-	-	<ul style="list-style-type: none">Has not competed due to injury.
GP/GS	PPG	RPG	APG	SPG	BPG	FG%	FT%												
-	-	-	-	-	-	-	-												
	35	<div><div>BAILEY HELGREN</div><div>Jr. • C • 6-5 • Edina, Minn./Edina HS</div><table><tr><th>GP/GS</th><th>PPG</th><th>RPG</th><th>APG</th><th>SPG</th><th>BPG</th><th>FG%</th><th>FT%</th></tr><tr><td>29-24</td><td>3.7</td><td>5.3</td><td>0.7</td><td>0.3</td><td>1.0</td><td>60.5</td><td>32.3</td></tr></table><div>Career Highs Pts: 10 Reb: 11 Ast: 4 Stl: 2 Blk: 5</div></div>	GP/GS	PPG	RPG	APG	SPG	BPG	FG%	FT%	29-24	3.7	5.3	0.7	0.3	1.0	60.5	32.3	<ul style="list-style-type: none">Pulled down 5 boards in Big 12 opener at Oklahoma State (1.4.20)...Helgren led the team with 10 rebounds, just one short her career high of 11 against Omaha.Helgren finished with 8 points and was the second leading in rebounds with six against Indiana State.
GP/GS	PPG	RPG	APG	SPG	BPG	FG%	FT%												
29-24	3.7	5.3	0.7	0.3	1.0	60.5	32.3												
	45	<div><div>CHISOM AJEKWU</div><div>Fr. • C • 6-3 • Lawrence, Kan./Lawren</div><table><tr><th>GP/GS</th><th>PPG</th><th>RPG</th><th>APG</th><th>SPG</th><th>BPG</th><th>FG%</th><th>FT%</th></tr><tr><td>5/0</td><td>0.4</td><td>0.4</td><td>0.0</td><td>0.0</td><td>0.0</td><td>50.0</td><td>.000</td></tr></table><div>Career Highs Pts: 2 Reb: 1 Ast: - Stl: - Blk: -</div></div>	GP/GS	PPG	RPG	APG	SPG	BPG	FG%	FT%	5/0	0.4	0.4	0.0	0.0	0.0	50.0	.000	<ul style="list-style-type: none">Ajekwu scored the first points of her collegiate career with 2 points against UMass Lowell.
GP/GS	PPG	RPG	APG	SPG	BPG	FG%	FT%												
5/0	0.4	0.4	0.0	0.0	0.0	50.0	.000												

TV/RADIO ROSTER



TINA STEPHENS
Junior // Forward
Palmetto, Florida



TAMIA DAVIS
Freshman // Guard
Raleigh, North Carolina



MARIANE DE CARVALHO
Senior // Forward
Araraquara, Brazil



ANIYA THOMAS
Sophomore // Guard
Duncanville, Texas



EMMA MERRIWEATHER
R-Sophomore // Center
Buena Park, California



NICCOLLY RAMALHO
Senior // Guard
Sao Paulo, Brazil



HOLLY KERSGIETER
Freshman // Guard
Sand Springs, Oklahoma



ZAKIYAH FRANKLIN
Freshman // Guard
Lakeland, Florida



BROOKLYN MITCHELL
Sophomore // Guard
New Orleans, Louisiana



CHANDLER PRATER
Freshman // Guard
Kansas City, Missouri



BRITTANY FRANKLIN
Sophomore // Center
Plymouth, North Carolina



BAILEY HELGREN
Junior // Center
Edina, Minnesota



CHISOM AJEKWU
Freshman // Center
Lawrence, Kansas



BRANDON SCHNEIDER
Head Coach



LARRY TIDWELL
Associate Head Coach



DAMITRIA BUCHANAN
Assistant Coach/
Recruiting Coordinator



JHASMIN PLAYER
Assistant Coach



BROCK MCGINNIS
Director of Player
Development



DAMON YOUNG
Visual Communications and Design
Coordinator



PATRICK SCHRATER
Graduate Student Manager

NOTES

[illegible]

NOTES

[illegible]