



# 2020 KANSAS FOOTBALL

*MEDIA GUIDE*





# COACH MILES { BY THE NUMBERS

**109**

**NFL DRAFT PICKS  
AND 21 FIRST-ROUND  
DRAFT PICKS**

**17**

**SEASONS AS  
A HEAD COACH**

**8**

**BOWL WINS  
AND 14 BOWL GAME  
APPEARANCES**

**3**

**CONFERENCE  
DIVISION TITLES**

**2**

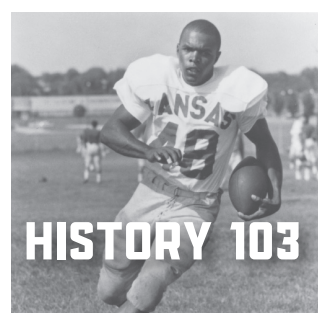
**CONFERENCE  
CHAMPIONSHIPS  
AND 3 CHAMPIONSHIP  
GAME APPEARANCES**

**1**

**BCS NATIONAL  
CHAMPIONSHIP  
AND 2 CHAMPIONSHIP  
GAME APPEARANCES**







## INTRODUCTION

Table of Contents	1
Quick Facts	2
Media Information	3
2020 Roster	4

## MEET THE JAYHAWKS

Returnee Bios	9
Newcomer Bios	30

## COACHES/STAFF

Head Coach Les Miles	35
Assistant Coaches	39
Mike Vollmar, Senior Associate AD for Football	50
Jeff Long, Director of Athletics	51
Douglas A. Girod, University Chancellor	52

## 2020 OPPONENTS

Opponents	54
Series Histories	56
2020-21 Bowl Schedule	58

## 2019 REVIEW

2019 Results/Stats	60
Individual Game-by-Game Stats	64
2019 Game Recaps	71

## RECORD BOOK

Rushing Records	78
Passing Records	82
Receiving Records	85
Total Offense Records	88
All-Purpose Records	90
Scoring Records	91
Place Kicking Records	92
Punting Records	93

Kick Return Records	94
Punt Return Records	95
Tackle Records	96
Interception Records	98
Team Per-Game Bests	99
Miscellaneous Team Records	100
Team Year-by-Year Totals	101

## HISTORY

AP All-Americans	103
National Honors	105
All-Star Game Selections	106
All-Conference Honors	107
Academic All-Conference Honors	109
NCAA Rankings	110
Conference Leaders	111
NFL Jayhawks	112
KU in the NFL Draft	114
vs. AP Ranked Opponents	115
KU in the Polls	116
All-Time Bowl Summaries	117
Bowl Game Records	121
All-Time Lettermen	122
Capsule History	128
Year-by-Year Results	130
All-Time Coaching Records	140
Season Results	141
All-Time Assistant Coaches	143

## CREDITS

The 2020 University of Kansas football media guide was produced by the Kansas Communications office.

### Editors:

Andy Eisch, Erin Penning, Brent Beerends

### Cover Design:

Ashley McCaffrey

### Photography:

Jeff and Laura Jacobsen

### Additional Photos:

Mike Gunnoe, Ashley McCaffrey, Andy Eisch, Rachel Pincus, Brooke Boyer, LeAnn Meyer, Doug Stremel, Jason Dailey, Harland J Schuste, KU Student Housing, KU Marketing Communications, Lawrence Convention and Visitor's Bureau, NFL Teams, Orange Bowl Committee.

The University of Kansas prohibits discrimination on the basis of race, color, ethnicity, religion, sex, national origin, age, ancestry, disability, status as a veteran, sexual orientation, marital status, parental status, gender identity, gender expression and genetic information in the University's programs and activities. The following person has been designated to handle inquiries regarding the non-discrimination policies: Director of the Office of Institutional Opportunity and Access, IOA@ku.edu, 1246 W.

# QUICK FACTS



## UNIVERSITY INFORMATION

Location	Lawrence, Kan.
School Founded	1866
Enrollment	28,423 (Fall 2019)
Nickname	Jayhawks
Colors	Crimson (Pantone 186) and Blue (Pantone 293)
Conference	Big 12 Conference
Chancellor	Douglas A. Girod (UC Davis, 1981; UC San Francisco, 1985)
Director of Athletics	Jeff Long (Ohio Wesleyan, 1982; Miami (Ohio), 1984)
Senior Associate A.D./Football Administration	Mike Vollmar
Ticket Office Phone	800/34-HAWKS (2957)

## STADIUM INFORMATION

Stadium Name	Kivisto Field at David Booth Kansas Memorial Stadium
Year Opened	1921
Capacity	47,233
Surface	Field Turf (Installed 2009)

## FOOTBALL INFORMATION

2019 Record	3-9 (1-8 Big 12)
First Year of Football	1890
All-Time Football Record	588-649-58
Conference Titles (Last)	6 (1968)
Bowl Appearances (Last)	12 (2008)
Bowl Record	6-6
2019 Offensive Lettermen (Returning/Lost)	27/12
2019 Defensive Lettermen (Returning/Lost)	19/13
2019 Special Teams Lettermen (Returning/Lost)	4/1
2019 Offensive Starters (Returning/Lost)	7/5
2019 Defensive Starters (Returning/Lost)	5/7
2019 Special Teams Starters (Returning/Lost)	2/0

## COACHING STAFF

Les Miles	Head Coach
D.J. Eliot	Defensive Coordinator/Linebackers
Brent Dearmon	Offensive Coordinator/Quarterbacks
Jonathan Wallace	Special Teams Coordinator/Running Backs
Kwahn Drake	Defensive Run Game Coord./Defensive Line
Joshua Eargle	Recruiting Coordinator/Tight Ends
Emmett Jones	Passing Game Coordinator/Wide Receivers
Chevis Jackson	Assistant Coach - Defensive Backs
Luke Meadows	Assistant Coach - Offensive Line
Jordan Peterson	Assistant Coach - Safeties
Chidera Uzo-Diribe	Assistant Coach - Outside Linebackers
Ben Iannacchione	Director of Sports Performance
Andrew Carter	Graduate Assistant
Bill Queisert	Graduate Assistant
Darrian Wilson	Graduate Assistant

## SUPPORT STAFF

Steven Biter	Director of Special Projects/Special Asst. to HC
Dave Shumate	Director of Player Personnel
Will Redmond	Director of Recruiting
Drew Hixson	Director of Scouting
Brenae Williams	Director of Recruiting Operations
Erin Dunston	Director of On-Campus Recruiting
Dirk Wedd	Director of High School Relations
Hannah Tourtillott	Asst. Director of On-Campus Recruiting
Megan Mueller	Recruiting Assistant
Edward Jones II	Director of Player Development
Alex Knisely	Director of Football Video
Kevin Berg	Director of Creative Media - Video
Ashley McCaffrey	Director of Creative Media - Graphic Design
Tory Teykl	Assistant AD - Director of Football Operations
Tracey Dillon	Administrative Assistant, Head Coach
Emily Ellison	Administrative Assistant, Assistant Coaches
John Morookian	Senior Analyst - Offense
Kevin Wewers	Senior Analyst - Offense
Brock Caraboa	Senior Analyst - Defense
Chris Woods	Senior Analyst - Defense
Charles Moore	Senior Analyst - Special Teams
Luke Roth	Senior Analyst - Special Teams
Travis Partridge	Quality Control - Offense
Trent Carter	Head Football Trainer
Leann McConnell	Certified Athletic Trainer
Stacey Potter	Assistant Dietician
Lance Barilow	Associate Director of Strength & Conditioning



# MEDIA INFORMATION



## WEEKLY PRESS CONFERENCE

Each Monday a complete release previewing the upcoming game and reviewing the season will be available on KUathletics.com. The release will also be e-mailed to media requesting this service each Monday. Kansas head football coach Les Miles will conduct a weekly press conference via Zoom during the season. Requested players will be made available each week following the Miles press conference. Miles will also be available on the weekly Big 12 Teleconference on Mondays at 10 a.m. CT. Information on how to take part in the teleconference is available through the Big 12 Conference office.

## INTERVIEWS

Contact the communications office for all player or coach interview requests. Freshmen are not available for interviews. Out-of-town media wishing to interview Kansas players should also contact the communications office with their requests by noon the day prior to the interview. Home and cell phone numbers for players will not be provided and players have been instructed not to accept calls from media without prior notice from the communications office. Please do not contact a player or coach without scheduling the interview through the communications office.

## CREDENTIALS

All credential requests can be made online. Contact the communications office for information on how to access the page. All approved credentials will be available for pickup on game day.

## MEDIA FTP

Player head shots, highlights and selected interviews are available via the Kansas Athletics' Media FTP site. Please visit the Media FTP or contact D.J. Haurin for additional requests.

## STADIUM DIRECTIONS

From Kansas City (Kansas City International Airport), take I-29 North to I-435 South toward Topeka. Merge onto I-70 West to Topeka. Use exit 202 (west exit) in Lawrence and drive south to Ninth street. Take a left (east) on Ninth street to Mississippi Street and turn right (south).

## PARKING

Media parking is located in the Mississippi Street Parking Garage just south of the Kansas Union on the southeast side of David Booth Kansas Memorial Stadium. The garage is approximately two blocks away from the stadium.

## PRESS BOX

The Kivisto Field at David Booth Kansas Memorial Stadium pressbox is located on the west side of the stadium. Entrance is at the base of the elevator located just off of Maine Street. There is also a field-level media entrance at Gate 35. Level eight is reserved for the print media, home and visiting radio, home and visiting booths for coaches and athletics directors, along with game and scoreboard operations. Level nine serves as the photo deck and the location for television booths.

## PRESSBOX SERVICES

Packets with pregame information will be distributed in advance of kickoff on the day of the game. Quarter, halftime, and final statistics and game books are all regular services on game day. Stat monitors with live, updated statistics are available throughout the print media level and in booths for electronic media. In addition, television monitors are also part of the fixtures in both home and visiting radio booths.

## WIRELESS INTERNET

Complimentary access to wireless internet is available at David Booth Kansas Memorial Stadium and information about how to access it will be available in the pressbox.

## TELEPHONES

Writers wanting phone lines at their seat locations should contact the KU Telecommunications Office at (785) 864-9300 regarding installation. For specific line location, please list Erin Penning as the contact. Allow at least two weeks notice prior to the game.

## MAILING ADDRESS

Kansas Athletics Communications:  
1651 Naismith Drive  
Lawrence, Kan. 66045

Phone: 785.864.3417  
Fax: 785.864.7944



### MORGYN SEIGFRIED

Associate Athletics Director -  
Communications and Creative Services  
mseigfried@ku.edu  
785-864-3417



### CHRIS THEISEN

Assistant Athletics Director -  
Communications (MBB, MGOLF)  
theisen@ku.edu  
785-864-3474



### BRENT BEERENDS

Assistant Communications Director  
(BSB, VB, FB, SB)  
beerends@ku.edu  
785-864-3417



### KIAIRA COOPER

Assistant Communications Director  
(WBB, WTEN, ROW)  
ktcooper@ku.edu  
785-864-3417



### ANDY EISCH

Assistant Communications Director  
(FB, T&F, Relays, S&D)  
aeisch@ku.edu  
785-330-3698



### BRAD GILBERT

Assistant Communications Director  
(MBB, WSOC)  
brgilbert@ku.edu  
785-864-7788



### DJ HAURIN

Digital Media Specialist  
(WGOLF)  
dhaurin@ku.edu  
785-864-3575



### ERIN PENNING

Office Manager/Publications Coordinator  
(FB, XC, Relays)  
epenning@ku.edu  
785-864-3417

**KATHLEEN COOPER**  
Graphic Designer

**KEENEN JONES**  
Graphic Designer



# 2020 ROSTER

## ALPHABETICAL ROSTER

NO.	NAME	POS.
<b>A</b>		
55	Armaj Adams-Reed	OL
6	Valerian Agbaw Jr.	CB
44	Tabor Allen	K
38	Clinton Anokwuru	DL
91	Jelani Arnold	DL
2	Lawrence Arnold	WR
<b>B</b>		
28	Taiwan Berryhill	LB
34	Nate Betts	S
96	Zack Biddison	DL
83	Jacob Borcila	K
68	Earl Bostick Jr.	OL
18	Jordan Brown	WR
49	Krishawn Brown	LB
91	Cole Brungardt	K
93	Sam Burt	DL
<b>C</b>		
77	Bryce Cabeldue	OL
97	Kenean Caldwell	DL
25	David Carter	CB
47	Jared Casey	FB
35	Nick Caudle	S
10	Julian Chandler	S
41	Nick Channel	LB
61	Malik Clark	OL
6	Jack Codwell	RB
86	Mac Copeland	TE
<b>D</b>		
17	Jalon Daniels	QB
43	Jay Dineen	LB
13	Ra'Mello Dotson	CB
32	Dylan Downing	LB
57	Emory Duggar	LS
<b>F</b>		
89	Mason Fairchild	TE
15	Miles Fallin	QB
18	Denzel Feaster	LB
7	Davon Ferguson	S
22	Rob Fiorentino	RB
25	Gayflor Flomo	RB
<b>G</b>		
92	Donovan Gagen	P/K
20	Donovan Gaines	CB
5	Gabe Garber	QB
0	Velton Gardner	RB
79	Joseph Gilbertson	OL
10	Tristan Golightly	WR
80	Luke Grimm	WR
<b>H</b>		
17	Corione Harris	CB
50	Marcus Harris	DL
37	Hayden Hatcher	LB
20	Daniel Hishaw Jr.	RB
88	Jamahl Horne	WR
34	Will Huggins	TE
76	Chris Hughes	OL
<b>J</b>		
15	Kyron Johnson	LB
24	Malik Johnson	WR
4	Elijah Jones	CB
62	Garrett Jones	OL
46	Liam Jones	K
<b>K</b>		
45	Trevor Kardell	TE

## NUMERICAL ROSTER

No.	Name	Pos.	Ht.	Wt.	Yr.	Exp.	Hometown (High School/Prev. School)
0	Velton Gardner	RB	5'9"	190	So.	1L	Dallas, Texas (Skyline HS)
1	Kenny Logan Jr.	CB	6'0"	195	So.	1L	St. Augustine, Fla. (Menendez HS)
1	Pooka Williams Jr.	RB	5'10"	170	Jr.	2L	New Orleans, La. (Hahnville HS)
2	Lawrence Arnold	WR	6'3"	185	Fr.	HS	DeSoto, Texas (DeSoto HS)
3	Ricky Thomas	S	5'10"	190	Sr.	2L	New Orleans, La. (Dutchtown HS/Blinn CC)
3	Miles Kendrick	QB	5'10"	205	Jr.	SQ	Morgan Hill, Calif. (Valley Christian HS/College of San Mateo)
4	Elijah Jones	CB	6'1"	185	Sr.	1L	Cape Coral, Fla. (North Fort Meyers HS/Ellsworth CC)
4	Andrew Parchment	WR	6'2"	180	Sr.	1L	Fort Lauderdale, Fla. (Cypress Bay HS/Northern Illinois/Iowa Central CC)
5	Gabe Garber	QB	5'11"	190	Fr.	HS	Sabetha, Kan. (Sabetha HS)
5	Stephon Robinson Jr.	WR	5'10"	180	Sr.	2L	Los Angeles, Calif. (Narbonne HS/El Camino JC)
6	Jack Codwell	RB	6'0"	215	Fr.	HS	Pearland, Texas (IMG Academy)
6	Valerian Agbaw Jr.	CB	5'10"	185	Fr.	RS	Powder Springs, Ga. (McEachern HS)
7	Davon Ferguson	S	5'10"	197	Jr.	1L	Baltimore, Md. (St. Vincent Pallotti HS/Hartnell College)
7	Thomas MacVittie	QB	6'5"	225	Sr.	1L	Cincinnati, Ohio (Moeller HS/Pittsburgh/Mesa CC)
8	Kwamie Lassiter II	WR	6'0"	175	Sr.	3L	Chandler, Ariz. (Hamilton HS)
8	Kyle Mayberry	CB	5'10"	180	Sr.	3L	Tulsa, Okla. (Booker T. Washington HS)
9	Karon Prunty	CB	6'1"	185	Fr.	HS	Portsmouth, Va. (I.C. Norcom HS)
10	Tristan Golightly	WR	6'4"	200	Fr.	HS	Mesquite, Texas (Poteet HS)
10	Julian Chandler	S	6'0"	182	Sr.	1L	Houston, Texas (Fort Bend Hightower HS)
11	Johnquai Lewis	CB	6'0"	185	Fr.	HS	Hialeah, Fla. (Champagnat Catholic HS)
11	Ezra Naylor II	WR	6'4"	210	Sr.	SQ	Atlanta, Ga. (North Atlanta HS/Kennesaw State/Iowa Central CC)
12	Torry Locklin	RB	6'2"	210	RFr.	RS	Rockdale, Texas (Rockdale HS)
13	Ra'Mello Dotson	CB	6'1"	170	Fr.	HS	Daytona Beach, Fla. (Mainland HS)
13	Jordan Preston	QB	5'10"	215	RFr.	RS	Lawrence, Kan. (Mill Valley HS)
14	Steven Parker	LB	6'4"	225	RFr.	RS	Dallas, Texas (South Oak Cliff HS)
14	Jordan Medley	QB	6'2"	210	Fr.	HS	Kannapolis, N.C. (A.L. Brown HS)
15	Kyron Johnson	LB	6'1"	230	Sr.	3L	Arlington, Texas (Lamar HS)
15	Miles Fallin	QB	6'6"	225	Jr.	1L	Canyon Country, Calif. (Canyon HS)
16	Takulve Williams	WR	6'0"	200	Jr.	2L	New Orleans, La. (St. Augustine HS)
17	Jalon Daniels	QB	6'0"	200	Fr.	HS	Lawndale, Calif. (Lawndale HS)
17	Corione Harris	CB	6'1"	180	Jr.	2L	New Orleans, La. (Landry-Walker HS)
18	Jordan Brown	WR	5'11"	180	Fr.	HS	Grand Prairie, Texas (DeSoto HS)
18	Denzel Feaster	LB	6'3"	225	Sr.	3L	Austin, Texas (Manor HS)
19	Steven McBride	WR	6'0"	160	Fr.	HS	Napoleonville, La. (East Ascension HS)
19	Gavin Potter	LB	6'2"	215	So.	1L	Broken Arrow, Okla. (Broken Arrow HS)
20	Donovan Gaines	CB	5'10"	175	Fr.	HS	Moore, Okla. (Southmoore HS)
20	Daniel Hishaw Jr.	RB	5'10"	200	Fr.	HS	Moore, Okla. (Moore HS)
22	Rob Fiorentino	RB	5'10"	200	So.	1L	Somerville, N.J. (Somerville HS)
22	Duece Mayberry	CB	6'0"	185	Fr.	HS	Tulsa, Okla. (Owasso HS)
23	Alonso Person	LB	6'3"	200	Fr.	HS	Harbor City, Calif. (Narbonne HS)
23	Amauri Pesek-Hickson	RB	6'0"	235	Fr.	HS	Olathe, Kan. (Blue Valley North HS)
24	Malik Johnson	WR	5'9"	180	Fr.	HS	The Woodlands, Texas (The Woodlands HS)
24	Reis Vernon	P	6'2"	190	Fr.	HS	Bixby, Okla. (Bixby HS)
25	David Carter	CB	6'2"	175	Jr.	TR	Ocean Springs, Miss. (Ocean Springs HS/Mississippi Gulf Coast CC)
25	Gayflor Flomo	RB	5'9"	200	Jr.	1L	Fridley, Minn. (Totino Grace HS)
26	Cody McNerney	LB	6'1"	213	So.	SQ	Wichita, Kan. (Wichita Collegiate HS)
27	Kyler Pearson	WR	5'8"	170	Fr.	HS	Tulsa, Okla. (Union HS)
28	Taiwan Berryhill	LB	6'2"	200	Fr.	HS	New Orleans, La. (St. Augustine HS)
29	Ben Miles	FB	6'1"	242	Jr.	1L	Baton Rouge, La. (Catholic HS)
30	Cooper Root	LB	6'3"	236	Jr.	2L	Wichita, Kan. (Wichita Collegiate HS)
32	Dylan Downing	LB	6'1"	230	RFr.	RS	Kansas City, Kan. (Bishop Miege HS)
33	Spencer Roe	FB	6'3"	255	So.	1L	Lawrence, Kan. (Lawrence Free State HS)
34	Will Huggins	TE	6'7"	242	Fr.	HS	Lenexa, Kan. (Shawnee Mission South HS)
34	Nate Betts	S	6'1"	186	RSr.	RS	Kerens, Texas (Kerens HS/Blinn JC)
35	Nick Caudle	S	6'0"	194	Jr.	2L	Atchison, Kan. (Maur Hill HS)
36	Lawrence Shadd III	WR	6'1"	195	RFr.	RS	Atlanta, Ga. (McEachern HS)
37	Hayden Hatcher	LB	6'2"	218	Jr.	1L	Council Bluffs, Iowa (Lewis Central HS)
38	Clinton Anokwuru	DL	6'3"	235	Fr.	HS	Richmond, Texas (Fort Bend Bush HS)
39	Ryan Malbrough	S	6'1"	196	So.	SQ	Cecilia, La. (Cecilia HS)
40	Dru Prox	LB	6'1"	215	Sr.	2L	Kaufman, Texas (Kaufman HS)
41	Nick Channel	S	6'0"	220	So.	SQ	Wichita, Kan. (Kapaun Mt. Carmel HS)
43	Jay Dineen	LB	6'2"	225	Jr.	2L	Lawrence, Kan. (Free State HS)
44	Tabor Allen	K	6'1"	185	Fr.	HS	Mansfield, Texas (Mansfield Lakeridge HS)
45	Trevor Kardell	TE	6'5"	225	Fr.	HS	Lee's Summit, Mo. (Lee's Summit West HS)



No.	Name	Pos.	Ht.	Wt.	Yr.	Exp.	Hometown (High School/Prev. School)
45	Tyler Stottle	S	6'0"	180	RFr.	RS	Prairie Village, Kan. (Shawnee Mission East HS)
46	Sam Schroeder	FB	6'0"	250	Jr.	1L	Wichita, Kan. (Trinity Academy)
46	Liam Jones	K	5'10"	180	Sr.	3L	Choctaw, Okla. (Choctaw HS)
47	Jared Casey	FB	6'0"	235	Fr.	HS	Plainville, Kan. (Plainville HS)
49	Krishawn Brown	LB	6'11"	200	Fr.	HS	Tulsa, Okla. (Booker T. Washington HS)
50	Marcus Harris	DL	6'2"	270	RFr.	RS	Montgomery, Ala. (Park Crossing HS)
51	Jack Stallard	DL	6'3"	245	RFr.	RS	Overland Park, Kan. (Blue Valley North HS)
53	Caleb Taylor	DL	6'2"	260	Fr.	HS	Kansas City, Mo. (Staley HS)
55	Armaj Adams-Reed	OL	6'5"	350	Fr.	HS	DeSoto, Texas (DeSoto HS)
57	Emory Duggar	LS	6'2"	225	Fr.	HS	Baton Rouge, La. (Catholic HS)
58	Api Mane	OL	6'3"	327	Sr.	1L	East Palo Alto, Calif. (Menlo-Atherton HS/College of San Mateo)
59	Jack Murphy	OL	6'9"	275	So.	SQ	Kansas City, Mo. (Rockhurst HS)
61	Malik Clark	OL	6'4"	315	Sr.	3L	New Orleans, La. (Warren Easton HS)
62	Garrett Jones	OL	6'2"	300	Fr.	HS	Berrien Springs, Mich. (Berrien Springs HS)
64	Jalan Robinson	OL	6'4"	300	So.	SQ	Lawrence, Kan. (Free State HS)
66	Danny Robinson	OL	6'5"	290	Fr.	HS	Overland Park, Kan. (Blue Valley Northwest HS)
67	Logan Klusman	LS	6'1"	235	Sr.	3L	Lafayette, La. (St. Thomas More HS)
68	Earl Bostick Jr.	OL	6'6"	290	RJr.	2L	Barnwell, S.C. (Barnwell HS)
69	Joe Krause	OL	6'3"	290	RFr.	RS	Prairie Village, Kan. (Shawnee Mission East HS)
70	Nick Williams	OL	6'8"	290	So.	SQ	Overland, Mo. (Ritenour HS)
71	Jacobi Lott	OL	6'4"	320	So.	1L	Amarillo, Texas (Tascosa HS)
72	Adagio Lopeti	OL	6'4"	310	Sr.	1L	East Palo Alto, Calif. (Woodside HS/College of San Mateo)
73	Jack Werner	OL	6'2"	280	RFr.	RS	Cedar Rapids, Iowa (Washington HS)
74	Jackson Satterwhite	OL	6'5"	285	Fr.	HS	Miami, Okla. (Miami HS)
76	Chris Hughes	OL	6'4"	315	Sr.	3L	Harker Heights, Texas (Harker Heights HS)
77	Bryce Cabeldue	OL	6'6"	245	Fr.	HS	Clovis, N.M. (Clovis HS)
78	Nicholas Martinez	OL	6'5"	285	Fr.	HS	Anaheim, Calif. (Servite HS)
79	Joseph Gilbertson	OL	6'4"	290	Jr.	1L	Wichita, Kan. (Wichita Northwest HS)
80	Luke Grimm	WR	6'0"	170	Fr.	HS	Raymore, Mo. (Raymore-Peculiar HS)
80	Kyle Thompson	P	6'4"	222	Sr.	2L	El Cajon, Calif. (Christian HS)
81	Kameron McQueen	WR	6'0"	195	Sr.	3L	Tulsa, Okla. (Union HS)
82	James Sosinski	TE	6'7"	260	RSr.	2L	Chandler, Ariz. (Hamilton HS/UMass/South Mountain CC)
83	Jacob Borcila	K	6'2"	177	RFr.	RS	Westerville, Ohio (Westerville Central HS)
83	Quentin Skinner	WR	6'4"	165	Fr.	HS	Claremore, Okla. (Claremore HS)
84	Jack Parks	TE	6'5"	237	So.	SQ	Olathe, Kan. (Olathe Northwest HS)
85	Hunter Kaufman	WR	5'11"	187	Jr.	2L	Pratt, Kan. (Pratt HS)
86	Mac Copeland	TE	6'4"	255	So.	SQ	Wichita, Kan. (Wichita Collegiate HS)
87	Jack Luavasa	TE	6'3"	250	Sr.	2L	San Francisco, Calif. (Riordan HS/Snow College)
88	Jamahl Horne	WR	5'10"	180	So.	1L	Miami, Fla. (Sunset HS)
89	Mason Fairchild	TE	6'5"	250	So.	1L	Andale, Kan. (Andale HS)
90	Jereme Robinson	DL	6'3"	265	Fr.	HS	Montgomery, Ala. (Carver HS)
91	Jelani Arnold	DL	6'2"	270	Jr.	1L	Irving, Texas (MacArthur HS)
91	Cole Brungardt	K	6'6"	220	Jr.	SQ	Lawrence, Kan. (Lawrence HS)
92	Donovan Gagen	P/K	5'11"	185	Sr.	2L	Belleville, Ill. (Althoff Catholic HS/Hutchinson CC)
93	Sam Burt	DL	6'4"	293	Sr.	3L	Abilene, Kan. (Abilene HS)
95	DaJon Terry	DL	6'4"	345	RFr.	RS	Meridian, Miss. (Meridian HS)
96	Zack Biddison	DL	6'2"	232	Jr.	SQ	Overland Park, Kan. (Olathe East HS)
97	Kenean Caldwell	DL	6'2"	295	Fr.	HS	Oak Grove, La. (Oak Grove HS)
98	Caleb Sampson	DL	6'3"	280	Jr.	1L	Saint Rose, La. (Northlake Christian HS/Coahoma CC)
99	Malcolm Lee	DL	6'5"	285	Jr.	1L	Omaha, Neb. (Bellevue West HS/Iowa Western CC)

## PRONUNCIATION GUIDE

NO.	NAME	PRONUNCIATION
2	<b>CORIONE</b> Harris	Core-ee-on
5	<b>STEPHON</b> Robinson	Steph-ON
7	<b>DAVON</b> Ferguson	DAY-VON
7	Thomas <b>MACVITTIE</b>	MACK-Vittie
11	<b>JOHNQUAI</b> Lewis	John-QUAY
15	Miles <b>FALLIN</b>	FOUL-in
16	<b>TAKULVE</b> Williams	tuh-KUHL-vay
20	Daniel <b>HISHAW</b>	HIGH-shaw
38	Clinton <b>ANOKWURU</b>	Ah-NOK-Woo-Ru
39	Ryan <b>MALBROUGH</b>	MOWL-bro
35	Nick <b>CAUDLE</b>	COD-ull
43	Jay <b>DINEEN</b>	duh-NEEN
46	<b>LIAM</b> Jones	LEE-um
46	Sam <b>SCHROEDER</b>	sh-RAID-er

NO.	NAME	PRONUNCIATION
49	<b>KRISHAWN</b> Brown	KRIH-Shawn
55	<b>ARMAJ</b> Adams-Reed	AR-Mahj
57	Emory <b>DUGGAR</b>	DUE-GAR
58	<b>API MANE</b>	AH-pee MAH-NAY
64	<b>JALAN</b> Robinson	JAY-len
67	Logan <b>KLUSMAN</b>	KLUSS-man
72	<b>ADAGIO LOPETI</b>	uh-DAJ-ee LOW-pet-ee
75	<b>ANTIONE</b> Frazier	an-TWAN
83	Jacob <b>BORCILA</b>	bore-CHILLA
87	Jack <b>LUAVASA</b>	lew-uh-voss-uh
91	Cole <b>BRUNGARDT</b>	BRUN-guard
92	Donovan <b>GAGEN</b>	GAY-gun
95	<b>DAJON</b> Terry	DAY-zahn
97	<b>KENEAN</b> Caldwell	KEE-NEN

85	Hunter Kaufman	WR
3	Miles Kendrick	QB
67	Logan Klusman	LS
69	Joe Krause	OL
<b>L</b>		
8	Kwamie Lassiter II	WR
99	Malcolm Lee	DL
11	Johnquai Lewis	CB
12	Torry Locklin	QB
1	Kenny Logan Jr.	CB
72	Adagio Lopeti	OL
71	Jacobi Lott	OL
87	Jack Luavasa	TE
<b>M</b>		
7	Thomas MacVittie	QB
39	Ryan Malbrough	S
58	Api Mane	OL
78	Nicholas Martinez	OL
8	Kyle Mayberry	CB
22	Duece Mayberry	CB
19	Steven McBride	WR
26	Cody McNerney	LB
81	Kameron McQueen	WR
14	Jordan Medley	QB
29	Ben Miles	FB
59	Jack Murphy	OL
<b>N</b>		
11	Ezra Naylor II	WR
<b>P</b>		
4	Andrew Parchment	WR
14	Steven Parker	LB
84	Jack Parks	TE
27	Kyler Pearson	WR
23	Alonso Person	LB
23	Amauri Pesek-Hickson	RB
19	Gavin Potter	LB
13	Jordan Preston	QB
40	Dru Prox	LB
9	Karon Prunty	CB
<b>R</b>		
66	Danny Robinson	OL
64	Jalan Robinson	OL
90	Jereme Robinson	DL
5	Stephon Robinson Jr.	WR
33	Spencer Roe	FB
30	Cooper Root	LB
<b>S</b>		
98	Caleb Sampson	DL
77	Jackson Satterwhite	OL
46	Sam Schroeder	FB
36	Lawrence Shadd III	WR
83	Quentin Skinner	WR
82	James Sosinski	TE
51	Jack Stallard	DL
45	Tyler Stottle	LB
<b>T</b>		
53	Caleb Taylor	DL
95	DaJon Terry	DL
3	Ricky Thomas	S
80	Kyle Thompson	P
<b>V</b>		
24	Reis Vernon	P
<b>W</b>		
73	Jack Werner	OL
70	Nick Williams	OL
1	Pooka Williams Jr.	RB
16	Takulve Williams	WR



# ROSTER BREAKDOWN

## LETTERMEN RETURNING (50)

### OFFENSE (27)

POS.	NAME	YR.	EXP.
OL	Earl Bostick Jr.	RS-Jr.	2L
OL	*Malik Clark	Sr.	3L
TE	Mason Fairchild	So.	1L
QB	Miles Fallin	Jr.	1L
RB	Rob Fiorentino	So.	1L
RB	Gayflor Flomo	Jr.	1L
RB	Velton Gardner	So.	1L
OL	Joseph Gilbertson	Jr.	1L
WR	Jamahl Horne	So.	1L
OL	*Chris Hughes	Sr.	3L
WR	Hunter Kaufman	Jr.	2L
WR	Kwamie Lassiter II	Sr.	3L
OL	Adagio Lopeti	Sr.	1L
OL	Jacobi Lott	So.	1L
TE	*Jack Luavasa	Sr.	2L
QB	Thomas MacVittie	Sr.	1L
OL	Api Mane	Sr.	1L
WR	Kameron McQueen	Sr.	3L
FB	*Ben Miles	Jr.	1L
WR	*Andrew Parchment	Sr.	1L
WR	*Stephon Robinson Jr.	Sr.	2L
FB	Spencer Roe	So.	1L
FB	Sam Schroeder	Jr.	1L
TE	James Sosinski	RS-Sr.	2L
RB	*Pooka Williams Jr.	Jr.	2L
WR	Takulve Williams	Jr.	2L

### DEFENSE (19)

POS.	NAME	YR.	EXP.
DL	Jelani Arnold	Jr.	1L
DL	Sam Burt	Sr.	3L
S	Nick Caudle	Jr.	2L
S	Julian Chandler	Sr.	1L
LB	Jay Dineen	Jr.	2L
LB	Denzel Feaster	RS-Sr.	3L
S	Davon Ferguson	Jr.	1L
CB	*Corione Harris	Jr.	2L
OLB	Hayden Hatcher	Jr.	1L
LB	*Kyrion Johnson	Sr.	3L
CB	Elijah Jones	Sr.	1L
DL	Malcolm Lee	Jr.	1L
CB	Kenny Logan	So.	1L
CB	*Kyle Mayberry	Sr.	3L
LB	*Gavin Potter	So.	1L
LB	Dru Prox	Sr.	2L
LB	Cooper Root	Jr.	2L
DL	*Caleb Sampson	Jr.	1L
S	Ricky Thomas	Sr.	2L

### SPECIALISTS (4)

POS.	NAME	YR.	EXP.
P/K	Donovan Gagen	Sr.	2L
K	*Liam Jones	Sr.	3L
LS	Logan Klusman	Sr.	3L
P	*Kyle Thompson	Sr.	3L

\* - Indicates 2019 starter

## LETTERMEN LOST (26)

### OFFENSE (12)

POS.	NAME	YR.	EXP.
OL	*Hakeem Adeniji	Sr.	4L
WR	*Daylon Charlot	Sr.	3L
WR	Evan Fairs	RS-Jr.	3L
OL	Kevin Feder	Sr.	2L
RB	Donovan Franklin	Sr.	1L
FB	Hudson Hall	Sr.	4L
WR	Quan Hampton	RS-So.	2L
OL	*Clyde McCauley III	Sr.	4L
QB	Manny Miles	Sr.	1L
QB	*Carter Stanley	Sr.	4L
OL	*Andru Tovi	Sr.	3L
RB	Dom Williams	Jr.	2L

### DEFENSE (13)

POS.	NAME	YR.	EXP.
NT	*Jelani Brown	Sr.	2L
DE	Codey Cole III	Sr.	2L
CB	*Hasan Defense	Sr.	2L
S	DeAnte Ford	Sr.	4L
CB	Elmore Hempstead Jr.	Sr.	2L
H	*Azur Kamara	Sr.	2L
S	*Mike Lee	Sr.	4L
DE	Willie McCaleb	Sr.	2L
S	*Jeremiah McCullough	Sr.	2L
DE	*Darrius Moragne	Sr.	2L
S	Shaquille Richmond	Sr.	3L
H	Najee Stevens-McKenzie	Sr.	2L
S	*Bryce Tornado	Sr.	4L

### SPECIALISTS (1)

POS.	NAME	YR.	EXP.
LS	Kolin Hayes	Jr.	2L

\* - Indicates 2019 starter

## 2019 KANSAS FOOTBALL RESULTS

OVERALL RECORD: 3-9 | BIG 12 RECORD: 1-8  
HOME RECORD: 2-5 | ROAD RECORD: 1-4

DATE	OPPONENT	RESULT	ATTEND.
Aug. 31	Indiana State	W, 24-17	36,111
Sept. 7	Coastal Carolina	L, 7-12	33,493
Sept. 13	at Boston College	W, 48-24	32,848
Sept. 21	West Virginia	L, 24-29	35,816
Sept. 28	at TCU	L, 14-51	41,960
Oct. 5	Oklahoma	L, 20-45	34,402
Oct. 19	at Texas	L, 48-50	97,137
Oct. 26	Texas Tech	W, 37-34	31,036
Nov. 2	Kansas State	L, 10-38	47,233
Nov. 16	at Oklahoma State	L, 13-31	55,388
Nov. 23	at Iowa State	L, 31-41	58,120
Nov. 30	Baylor	L, 6-61	22,531

## % RETURNING

CATEGORY	RETURNING/TOTAL	PCT.
Rushing Yards	1218/1749	70%
Passing Yards	0/2778	0%
Receiving Yards	2326/2778	84%
Tackles	436/858	51%
Tackles For Loss	28.0/60.0	47%
Sacks	8.0/17.0	47%
Interceptions	1/6	17%
Kickoff Return Yards	873/873	100%
Punt Return Yards	46/46	100%
Touchdowns	27/36	75%
Field Goals Made	11/11	100%
Points	226/282	79%

## 2019 BIG 12 HONOREES

### RETURNING (5)

POS.	NAME	HONOR (COACHES/AP)
FB	Ben Miles	HM
WR	Andrew Parchment	HM & HM (ONOF)
LB	Gavin Potter	HM (DFOY)
P	Kyle Thompson	HM
RB	Pooka Williams Jr.	1st Team/1st Team

### LOST (5)

POS.	NAME	HONOR (COACHES/AP)
OL	Hakeem Adeniji	1st Team/2nd Team
DL	Jelani Brown	HM
CB	Hasan Defense	HM
DL	Azur Kamara	HM
S	Mike Lee	HM

## 2019 NATIONAL RANKINGS

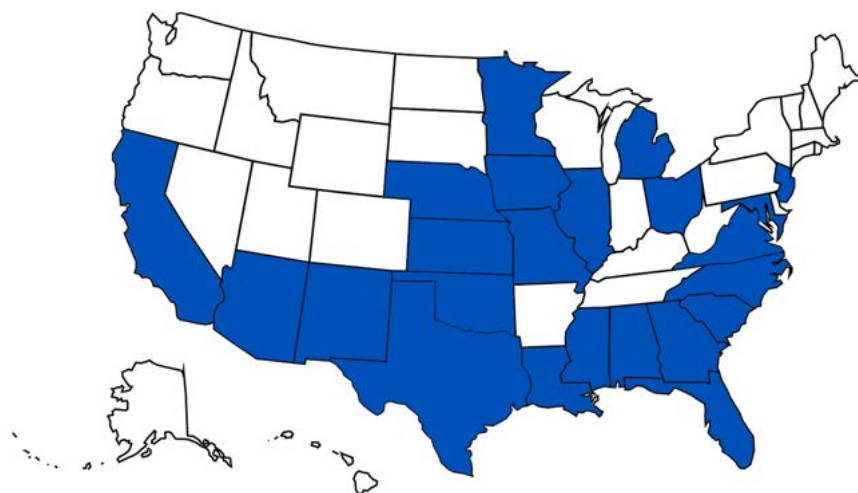
### RETURNING

POS.	NAME	RANKING (TOP 75)
WR	Jamahl Horne	42 in kickoff returns 52 in combined kick returns
WR	Andrew Parchment	46 in receptions per game 57 in receiving TDs 61 in receiving yards per game 74 in receiving yards
WR	Stephon Robinson Jr.	40 in receiving TDs
P	Kyle Thompson	19 in punting
RB	Pooka Williams Jr.	22 in rushing yards per game 41 in rushing yards 47 in all-purpose yards 70 in rush yards per carry

### LOST

POS.	NAME	RANKING
QB	Carter Stanley	28 in passing TDs 44 in points responsible per game 44 in completions per game 47 in points responsible for 52 in passing yards per game 56 in passing yards 58 in passing efficiency 60 in completion percentage 65 in total offense 74 in yards per pass attempt

# ROSTER BY STATE



## ALABAMA (2)

Marcus Harris	Montgomery
Jereme Robinson	Montgomery

## ARIZONA (2)

Kwamie Lassiter II	Chandler
James Sosinski	Chandler

## CALIFORNIA (10)

Jalon Daniels	Lawndale
Miles Fallin	Canyon County
Miles Kendrick	Morgan Hill
Adagio Lopeti	East Palo Alto
Jack Luavasa	San Francisco
Api Mane	East Palo Alto
Nicholas Martinez	Anaheim
Alonso Person	Harbor City
Stephon Robinson Jr.	Los Angeles
Kyle Thompson	El Cajon

## FLORIDA (6)

Ra'Mello Dotson	Daytona Beach
Jamahl Horne	Miami
Elijah Jones	Cape Coral
Johnquai Lewis	Hialeah
Kenny Logan Jr.	St. Augustine
Andrew Parchment	Fort Lauderdale

## GEORGIA (3)

Valerian Agbaw Jr.	Powder Springs
Ezra Naylor II	Atlanta
Lawrence Shadd III	Atlanta

## ILLINOIS (1)

Donovan Gagen	Belleville
---------------	------------

## IOWA (2)

Hayden Hatcher	Council Bluffs
Jack Werner	Cedar Rapids

## KANSAS (26)

Zack Biddison	Overland Park
Cole Brungardt	Lawrence
Sam Burt	Abilene
Jared Casey	Plainville
Nick Caudle	Atchison
Nick Channel	Wichita
Mac Copeland	Wichita
Jay Dineen	Lawrence

Dylan Downing	Kansas City
Mason Fairchild	Andale
Gabe Garber	Sabetha
Joseph Gilbertson	Wichita
Will Huggins	Lenexa
Hunter Kaufman	Pratt
Joe Krause	Prairie Village
Cody McNeerney	Wichita
Jack Parks	Olathe
Amauri Pesek-Hickson	Olathe
Jordan Preston	Lawrence
Danny Robinson	Overland Park
Jalan Robinson	Lawrence
Spence Roe	Lawrence
Cooper Root	Wichita
Sam Schroeder	Wichita
Jack Stallard	Overland Park
Tyler Stottle	Prairie Village

## LOUISIANA (13)

Taiwan Berryhill	New Orleans
Kenean Caldwell	Oak Grove
Malik Clark	New Orleans
Emory Duggar	Baton Rouge
Corione Harris	New Orleans
Logan Klusman	Lafayette
Ryan Malbrough	Cecilia
Steven McBride	Napoleonville
Ben Miles	Baton Rouge
Caleb Sampson	Saint Rose
Ricky Thomas	New Orleans
Pooka Williams Jr.	New Orleans
Takulve Williams	New Orleans

## MARYLAND (1)

Davon Ferguson	Baltimore
----------------	-----------

## MICHIGAN (1)

Garrett Jones	Berrien Springs
---------------	-----------------

## MINNESOTA (1)

Gayflor Flomo	Fridley
---------------	---------

## MISSISSIPPI (2)

David Carter	Ocean Springs
DaJon Terry	Meridian

## MISSOURI (5)

Luke Grimm	Raymore
Trevor Kardell	Lee's Summit
Jack Murphy	Kansas City
Caleb Taylor	Kansas City
Nick Williams	Overland

## NEBRASKA (1)

Malcolm Lee	Omaha
-------------	-------

## NEW JERSEY (1)

Rob Fiorentino	Somerville
----------------	------------

## NEW MEXICO (1)

Bryce Cabeldue	Clovis
----------------	--------

## NORTH CAROLINA (1)

Jordan Medley	Kannapolis
---------------	------------

## OHIO (2)

Jacob Borcila	Westerville
Thomas MacVittie	Cincinnati

## OKLAHOMA (12)

Krishawn Brown	Tulsa
Donovan Gaines	Moore
Daniel Hishaw Jr.	Moore
Liam Jones	Choctaw
Kyle Mayberry	Tulsa
Duece Mayberry	Tulsa
Kameron McQueen	Tulsa
Kyler Pearson	Tulsa
Gavin Potter	Broken Arrow
Jackson Satterwhite	Miami
Quentin Skinner	Claremore
Reis Vernon	Bixby

## SOUTH CAROLINA (1)

Earl Bostick Jr.	Barnwell
------------------	----------

## TEXAS (19)

Armaj Adams-Reed	DeSoto
Tabor Allen	Mansfield
Clinton Anokwuru	Richmond
Jelani Arnold	Irving
Lawrence Arnold	DeSoto
Nate Betts	Kerens
Jordan Brown	Grand Prairie
Julian Chandler	Houston
Jack Codwell	Pearland
Denzel Feaster	Austin
Velton Gardner	Dallas
Tristan Golightly	Mesquite
Chris Hughes	Harker Heights
Kyron Johnson	Arlington
Malik Johnson	The Woodlands
Torry Locklin	Rockdale
Jacobi Lott	Amarillo
Steven Parker	Dallas
Dru Prox	Kaufman

## VIRGINIA (1)

Karon Prunty	Portsmouth
--------------	------------





ADIZERO  adidas



# MEET THE JAYHAWKS



**VALERIAN  
AGBAW JR.**

**#6**

**Cornerback | 5-10 | 185 | R-Freshman**  
Powder Springs, Ga. | McEachern HS

**High School:** Earned a three-star rating from Rivals.com and 247Sports.com ... Played for head coach Kyle Hockman at McEachern HS.

**Personal:** Son of Joffy Nanje and Valerian Agbaw-Ebai ... Plans to major in accounting ... Chose Kansas over offers from Georgia State and Ball State.



**JELANI  
ARNOLD**

**#91**

**Defensive Line | 6-2 | 270 | 1L | Junior**  
Irving, Texas | MacArthur HS

**Career Honors:** **2019:** Big 12 Commissioner's Honor Roll and Athletic Director's Honor Roll (spring). **2017:** Big 12 Commissioner's Honor Roll and Athletic Director's Honor Roll (fall).


**2019 (So.): Indiana State:** Saw playing time in the season opener ... Had one tackle ... **Coastal Carolina:** Did not record any stats in his playing time vs. the Chanticleers ... **at Boston College:** Played in his third-straight game of the season for the Jayhawks, but did not record any statistics ... **West Virginia:** Saw playing time in the Jayhawks' Big 12-season opener, but did not record any stats ... **at TCU:** Tied his career high for tackles with one against the Horned Frogs ... **Oklahoma:** Did not record any stats in his playing time vs. the No. 6/4-ranked Sooners ... Played in the last five games of the season (**Texas Tech, Kansas State, at Oklahoma State, at Iowa State and Baylor**) for the Jayhawks, but did not record any statistics.

**2018 (RS-Fr.):** Did not see any game action.

**2017 (Fr.):** Redshirted his first season at Kansas.

**High School:** Earned three letters in football at MacArthur HS under head coach Ronny Mullins ... Led MacArthur with 98 tackles, 6.0 sacks and three forced fumbles as a senior ... Named MacArthur's MVP on defense in 2014, 2015 and 2016 ... Also lettered in track & field ... Earned track & field MVP honors in 2016 and 2017.

**Personal:** Son of Me'cha and Kenzie Arnold ... Has one older brother, Gyasi Gibson ... Majoring in sports management ... Earned Magna Cum Laude honors all four years of high school.



**NATE  
BETTS**

**#34**

**Safety | 6-1 | 186 | RS | RS-Senior**  
Kerens, Texas | Kerens HS // Blinn JC

**2019 (RS-Jr.): Indiana State:** Saw playing time in the season opener ... Recorded one tackle ... **Coastal Carolina:** Saw playing time vs. the Chanticleers, but did not register any stats ... **at Boston College:** Made two total tackles (one solo, one assisted) against the Eagles, setting a new career high during his time at Kansas ... **West Virginia:** Tied his Kansas career high in tackles with two against the Mountaineers.

**2018 (Jr.):** Redshirted his first season at Kansas.

**2016-17 (Fr.-So. at Blinn CC):** Saw action in 10 games as a sophomore in 2017 ... Finished the season with 60 total tackles, including 33 solo stops ... Had 3.0 sacks ... Played in nine games as a freshman in 2016 ... Totaled 16 tackles ... Recorded two TFLs ... Caught one interception.

**High School:** Played for Russell Anderson and Terrell Harris at Kerens HS ... All-state quarterback who helped KHS to the first round of playoffs ... Also lettered in basketball and track.

**Personal:** Son of Tammy Thomas and Nathaniel Betts Sr. ... Siblings are Tinesha Tolliver, Shavonda Thomas, Quaylon Bivins, David Williams, Daedrick Tolliver, Quadre Duncan and Zachary Duncan ... Earned a spot on the honor roll at KHS ... Majoring in liberal arts and sciences.



**ZACK  
BIDDISON**

**#96**

**Defensive Line | 6-2 | 232 | SQ | Junior**  
Overland Park, Kan. | Olathe East HS

**2010 (So.):** Did not see any game action.

**2018 (Fr.):** Did not see any game action.

**High School:** Lettered in football at Olathe East HS, playing under head coach Jesse Owen ... Earned Second Team All-Sunflower League and All-State Honorable Mention honors in 2016 ... Also lettered in baseball.



**JACOB  
BORCILA**

**#83**

**Kicker | 6-2 | 177 | RS | RS-Freshman**  
Westerville, Ohio | Westerville Central HS

**2019 (Fr.): Coastal Carolina:** Made his Jayhawk debut ... Was unable to convert on his lone field goal attempt of the day from 40 yards as time was winding down in the second quarter of play ... **at Boston College:** Kicked off one time for the Jayhawks, which went 40 yards ... **West Virginia:** Had one kickoff against the Mountaineers that went a distance of 13 yards ... **Oklahoma:** Saw playing time against the Sooners, but did not record any statistics.



**EARL  
BOSTICK JR.**

**#68**

**Offensive Line | 6-6 | 290 | 2L | RS-Junior**  
Barnwell, S.C. | Barnwell HS

**Career Honors:** **2018:** Academic All-Big 12 Rookie Team. **2017:** Big 12 Commissioner's Honor Roll and Athletic Director's Honor Roll (fall).

**2019 (Jr.): Kansas State:** Made his first appearance of the season against the Wildcats and recorded one solo tackle on the day ... **at Oklahoma State:** Played in his second-straight game of the season, but did not record any stats ... **at Iowa State:** Played for the third time this season in Ames ... Has yet to record any statistics on the season ... **Baylor:** Made his fourth appearance of the season, but did not record any stats on the day.

**2018 (So.):** Saw action on special teams in eight games ... Appeared on the offensive line against Oklahoma State.

**2017 (Fr.):** Played in 10 games, starting four at tight end ... Picked up starts against Iowa State, Texas, Oklahoma and Oklahoma State ... Scored his first-career touchdown at Texas ... Caught one pass for eight yards against the Longhorns ... Also recorded one tackle at Iowa State.

**High School:** Played for head coach Dwayne Garrick at Barnwell HS ... Helped lead BHS to a 12-2 overall mark in 2016, including an appearance in the South Carolina Class 2A state semifinals ... Earned all-area selection honors as a defensive lineman as a senior ... Picked up all-region accolades as a tight end as both a junior and senior ... Selected to play in the 2017 Border Bowl featuring top players from South Carolina against Georgia, where he played defensive end and had seven tackles, three tackles-for-loss and three quarterback hurries ... Finished his senior campaign with 80 tackles and 17.0 tackles-for-loss ... Caught seven passes for 247 yards and four touchdowns on offense.

**Personal:** Son of Evelyn Bostick ... Chose Kansas over Appalachian State ... Majoring in pre-business.





## COLE BRUNGARDT

#91

**Kicker | 6-6 | 220 | SQ | Junior**  
Lawrence, Kan. | Lawrence HS

**Career Honors:** **2019:** Big 12 Commissioner's Honor Roll and Athletic Director's Honor Roll (spring). **2018:** Big 12 Commissioner's Honor Roll and Athletic Director's Honor Roll (spring). **2017:** Big 12 Commissioner's Honor Roll and Athletic Director's Honor Roll (fall) ... National Football Foundation Chapter Scholar-Athlete Award Finalist.


**2018 (RS-So.):** Did not see any game action.

**2018 (RS-Fr.):** Did not see any game action.

**2017 (Fr.):** Redshirted his first season at Kansas ... National Football Foundation Chapter Scholar-Athlete Award Finalist.

**High School:** Earned three football letters as a kicker for head coach Dirk Wedd ... Named a team captain as a senior ... Earned First Team All-Sunflower League his final season ... Helped the Lions to a 2015 Sunflower League championship and a regional title ... Made 105-of-110 point-after attempts over three seasons ... Registered 36 touchbacks, while pinning 15 more inside the 20-yard line during his career ... Also lettered four years in golf and two years in soccer.

**Personal:** Son of Matt and Courtney Brungardt ... Grandfather, Peter, played football at Benedictine College ... Majoring in pre-business.



## SAM BURT

#93

**Defensive Line | 6-4 | 293 | 3L | Senior**  
Abilene, Kan. | Abilene HS

**Career Honors:** **2019:** Perfect 4.0 GPA (spring); Big 12 Commissioner's Honor Roll and Athletic Director's Honor Roll (spring). **2018:** Academic All-Big 12 Rookie Team; Big 12 Commissioner's Honor Roll and Athletic Director's Honor Roll (spring). **2017:** Big 12 Commissioner's Honor Roll and Athletic Director's Honor Roll (fall).

**2019 (Jr.): Indiana State:** Started at defensive end in the season opener ... Added four tackles ... **West Virginia:** Returned to the field for the Jayhawks in their season-conference opener, where he totaled two tackles ... **at TCU:** Recorded his first tackle-for-loss (of two yards) against the Horned Frogs ... Registered two tackles on the day ... **Oklahoma:** Saw playing time against the Sooners, but did not record any statistics ... **at Texas:** Played in Austin against the nationally ranked Longhorns, but did not record any stats ... **Texas Tech:** Registered two solo tackles against the Red Raiders in the Jayhawks' Homecoming victory, 37-34 ... **Kansas State:** Tallied two total tackles (one solo, one assisted) for the second-straight game against the in-state rival Wildcats ... **at Oklahoma State:** Contributed one solo tackle to the Jayhawks' defensive effort in Stillwater ... **at Iowa State:** Made one solo tackle against the Cyclones in Ames ... **Baylor:** Recorded a solo tackle against the Bears in the Jayhawks' season finale.

**2018 (So.):** Played 12 games on special teams ... Saw action on the defensive line in five games.

**2017 (Fr.):** Played in all 12 games on special teams ... Did not record any statistics.

**High School:** Recorded varsity letters all four of his high school football seasons at Abilene (Kan.) HS ... Was a three-year starter for head coach Steve Simpson ... Helped the Cowboys to three consecutive North Central Kansas League (NCKL) championships and a regional title in 2015 ... Turned in 65 tackles, seven sacks and four pass breakups his senior season ... Earned Kansas class 4A All-State honors as a defensive end in 2015 and an offensive lineman in 2016 ... Named All-NCKL on both sides of the ball as a defensive end and offensive lineman in 2016 ... As a junior, totaled 73 tackles, four sacks and a pass breakup ... Also lettered in powerlifting, track and wrestling ... Member of the honor roll, National Honor Society and German Honor Society ... Also earned four letters in band and jazz band.

**Personal:** Son of Timothy and Sharon Burt ... Has two siblings, Molly and Emily ... Majoring in environmental science.



## NICK CAUDLE

#35

**Safety | 6-0 | 194 | 2L | Junior**  
Atchison, Kan. | Maur Hill HS

**Career Honors:** **2019:** Big 12 Commissioner's Honor Roll and Athletic Director's Honor Roll (spring). **2017:** Big 12 Commissioner's Honor Roll and Athletic Director's Honor Roll (fall).

**2019 (So.): Indiana State:** Saw playing time but did not record any stats ... **Coastal Carolina:** Did not record any statistics in his playing time vs. the Chanticleers ... **at Boston College:** Played in his third-straight game for Kansas, but has yet to record any statistics on the season ... **West Virginia:** Made his fourth appearance donning the Crimson and Blue ... **Oklahoma:** Returned to the field for the Jayhawks against the Sooners after not playing at TCU ... Did not record any stats on the afternoon ... **at Texas:** Did not record any statistics in his playing time vs. the Longhorns ... **Texas Tech:** Did not record any statistics in his playing time vs. the Red Raiders in KU's Homecoming victory ... **Kansas State:** Made his first tackle as a Jayhawk against the Wildcats, assisting on one stop ... **at Oklahoma State:** Played in Stillwater, but did not record any stats on the afternoon ... **at Iowa State:** Appeared in his 10th game for Kansas this season ... Did not record any stats in his playing time in Ames ... **Baylor:** Played in his 11th game of the season in the Jayhawks' finale.

**2018 (RS-Fr.):** Did not see any game action.

**2017 (Fr.):** Redshirted his first season at Kansas.

**High School:** Attended Maur Hill Academy (Kan.) ... Played for head coach Jermain Monroe ... Helped the Ravens to a 2014 district championship ... Led the Northeast Kansas League in receiving yards as a sophomore in 2014 before being sidelined the next two seasons due to injury ... Also lettered in baseball, basketball and track & field.

**Personal:** Son of Todd and Kamille Caudle ... Has three siblings: Josh, Jack and Drew ... Father, Todd, played football at Kansas from 1990-92 ... Majoring in business administration.



## JULIAN CHANDLER

#10

**Safety | 6-0 | 182 | 1L | Senior**  
Houston, Texas | Fort Bend Hightower HS

**2019 (RS-Jr.): Oklahoma:** Made his season debut against the nationally-ranked Sooners ... Did not record any statistics.

**2018 (Jr.):** Saw action on special teams in four games and then redshirted.

**2017 (So.):** Played in six games on special teams and defense ... Registered six tackles, one pass breakup and one forced fumble ... **Texas Tech:** Credited with one solo stop ... **at Texas:** Tallied two solo tackles and forced a fumble ... **Oklahoma:** Recorded two tackles, both solos, and one pass breakup ... **at Oklahoma State:** Had one tackle.

**2016 (Fr.):** Saw time in the season-opening win over Rhode Island, but did not record any statistics ... Missed the remainder of the season due to injury.

**High School:** Played for head coach Padriac McGinnis at Fort Bend Hightower HS, earning three letters ... Helped lead the Hurricanes to three consecutive district titles ... Earned Class 23-6A Defensive Second Team honors at the conclusion of the 2015 season ... Chose Kansas over offers from Louisiana Tech, Nevada, New Mexico and North Texas ... Picked up four letters in baseball and one in track & field ... Named academic all-district four-straight years.

**Personal:** Son of Howard and Felicia Chandler ... Has one sister, Kelis ... Majoring in communications studies with a minor in sociology.



## NICK CHANNEL

**Safety | 6-0 | 220 | SQ | Sophomore**  
Wichita, Kan. | Kapaun Mt. Carmel HS

#41

**Career Honors:** 2019: Perfect 4.0 GPA (spring); Big 12 Commissioner's Honor Roll and Athletic Director's Honor Roll (spring).

**2019 (RS-Fr.):** Did not see action.

**2018 (Fr.):** Redshirted first season with the Jayhawks.

**High School:** Earned four letters at Kapaun Mt. Carmel HS playing for head coach Dan Adelhardt ... Set the KMCHS regular-season rushing record with 1,305 yards in nine games in 2017 ... Named First Team All-Wichita running back and second team All-Wichita at linebacker as a senior by the *Wichita Eagle* ... Also picked up all-state and all-metro honors as a running back in 2017 ... Tabbed a Second Team All-Wichita running back and safety by the *Wichita Eagle* in 2016 ... Earned Honorable Mention All-Wichita honors as a freshman and sophomore ... Also picked up four letters in track & field at KMCHS.

**Personal:** Son of Angie and David Channel ... Has two sisters, Lily and Clare ... Comes from a very athletic family as his father, David, competed in track & field at both KU and Wichita State; while his mom, Angie, played softball at Wichita State ... His sister, Lily, plays softball at Johnson County Community College and two cousins, Dylan and Dana Channel, played basketball at Washburn University ... Majoring in pre-exercise science and plans to pursue a career as an orthopedic surgeon.



## MALIK CLARK

**Offensive Line | 6-4 | 315 | 3L | Senior**  
New Orleans, La. | Warren Easton HS

#61

**2019 (Jr.): Indiana State:** Started at left guard against the Sycamores ... **Coastal Carolina:** Again started at left guard for the Jayhawks' offensive line vs. the Chanticleers ... **at Boston College:** Made his third-consecutive start for the Jayhawks on the season ... **West Virginia:** Earned his fourth start of the 2019 season, manning the left guard position ... **at TCU:** Started at left guard for the fifth time this season against the Horned Frogs ... **Oklahoma:** Made his sixth-consecutive start of the season for the Jayhawks at left guard ... **at Texas:** Again started at left guard for the Jayhawks' offensive line vs. the Longhorns ... Earned four more starts in the past four games **(at Iowa State, at Oklahoma State, Kansas State and Texas Tech)** for the Jayhawks, making him 11/11 this season ... Has yet to record any statistics this year ... **Baylor:** Saw playing time against the Bears, but did not record any statistics and did not start for the Jayhawks for the first time this season.

**2018 (RS-So.):** Played and started in 11 games ... **at Central Michigan:** Made his first-career start ... Paved the way for running back Pooka Williams Jr.'s 125-yard, two-touchdown rushing performance ... **Rutgers:** Helped lead the KU rushing attack to 405 total yards ... **at Texas Tech:** Helped back up senior quarterback Peyton Bender to 221 yards passing at Texas Tech ... **TCU:** Helped lead running back Pooka Williams Jr. to 102 yards receiving against TCU ... **at Oklahoma:** Led Pooka Williams Jr. to 252 yards rushing on the night at Oklahoma.

**2017 (So.):** Redshirted his second season at Kansas.

**2016 (Fr.):** Saw action in KU's season-opening win over Rhode Island and at Memphis.

**High School:** Played under former KU running backs coach Tony Hull at Warren Easton HS ... Helped Warren Easton earn the District 9-4A championship and a state semifinal appearance where the Eagles fell to eventual Class 4A State champion Neville ... Chose Kansas over offers from Mississippi State, Missouri, Arkansas State and Tulane.

**Personal:** Son of Arretta Campbell and Cedric Clark ... Majoring in communication studies with a sociology minor.



## MAC COPELAND

**Tight End | 6-4 | 255 | SQ | Sophomore**  
Wichita, Kan. | Wichita Collegiate HS

#86

**Career Honors:** 2019: Big 12 Commissioner's Honor Roll and Athletic Director's Honor Roll (spring).

**2019 (RS-Fr.): Indiana State:** Saw playing time but did not record any stats ... **Coastal Carolina:** Saw playing time vs. the Chanticleers ... Did not record any statistics ... **at Boston College:** Played in his third-straight game for the Jayhawks this season ... **West Virginia:** Took to the field against the Mountaineers in the team's Big 12 Conference season-opener, but did not record any stats ... **at TCU:** Saw playing time but did not record any stats ... **Oklahoma:** Made his sixth-straight appearance of the season for the Jayhawks ... Did not record any statistics on the day vs. the Sooners ... **at Texas:** Took to the field against the Longhorns in Austin, but did not record any stats.

**2018 (Fr.):** Redshirted his first season at Kansas.

**High School:** Earned four letters playing for head coach Mike Gehrer at Wichita Collegiate HS ... Helped lead Collegiate to a Kansas Class 3A state runner-up finish in 2015 ... During his time with the Spartans, WCHS was a one-time sub-state champion, three-time district champion, three-time regional champion and a one-time league champion ... Earned all-league honors in 2015, 2016 and 2017 ... Picked up all-state honors for three-straight years (2015-17) ... Named to the *Wichita Eagle* All-Metro Team in 2017 ... A four-year member of the WCHS honor roll.

**Personal:** Son of Kelli and David Copeland ... Has two brothers, Mitch and Myles ... Mitch currently plays football at K-State and Myles was on the Wildcat roster from 2012-15 ... Majoring in pre-business.



## JAY DINEEN

**Linebacker | 6-2 | 225 | 2L | Junior**  
Lawrence, Kan. | Free State HS

#43

**Career Honors:** 2017: Big 12 Commissioner's Honor Roll and Athletic Director's Honor Roll (fall).

**2019 (So.): Indiana State:** Recorded two tackles in the season opener ... **Coastal Carolina:** Made one tackle vs. the Chanticleers ... **at Boston College:** Made four total tackles in Chestnut Hill (three solo, one assisted) as well as one tackle-for-loss, of three yards, vs. the Eagles ... **West Virginia:** Compiled three tackles against the Mountaineers on the day ... **at TCU:** Matched his career best in tackles with four against the Horned Frogs (two solo, two assisted) ... **Oklahoma:** Made one solo tackle against the Sooners ... **at Texas:** Tallied his first sack of the season, and his KU career, against the Longhorns ... His 1.0 TFL resulted in loss of four yards for UT ... Also made three solo tackles on the night ... **Texas Tech:** Assisted on one tackle in KU's 37-34 Homecoming victory over the Red Raiders ... **Kansas State:** Made three total defensive stops against the Wildcats, two solo and one assisted tackles ... **at Oklahoma State:** One of the Jayhawks' defensive leaders in Stillwater against the nationally ranked Cowboys, where he set a new season and career high with six tackles (four solo, two assisted) ... Ended the afternoon with 2.5 total TFLs for a loss of five yards, another season and career best ... **at Iowa State:** Set a new season and career high with 10 tackles (six of the solo variety), surpassing his previous bests of six tackles, set at Oklahoma State in last week's game (Nov. 16) ... **Baylor:** Played in his 12th game of the season against the Bears, but did not record any stats.

**2018 (RS-Fr.):** Saw action on special teams in eight games ... **TCU:** Recorded first-career tackle.

**2017 (Fr.):** Redshirted his first season at Kansas.

**High School:** Earned a two-star rating from 247sports.com ... Completed a decorated prep career for Free State HS head coach Bob Lisher in 2016 ... Helped the Firebirds to a 2016 Sunflower League championship ... Etched his name as the school's single-season leading tackler with 80 unassisted stops and 22 tackles-for-loss ... Also broke up seven passes and ripped loose four fumbles ... Named Kansas Class 6A First Team All-State as a linebacker ... Earned All-Simone Team honors as an offensive lineman ... Helped the Firebirds to three-straight district championships ... Also lettered in basketball.

**Personal:** Son of Joe and Jodi Dineen ... Has three brothers: Joe Jr., Jax and Jet ... Comes from a long line of Jayhawks as his brother, Joe, was a starting linebacker in 2015-16, 18-19 ... Both of his parents are KU grads and his mother, Jodi Oelschlager, was a volleyball letterwinner (1986-89) ... Grandfather, Ron Oelschlager, played running back at KU (1962-64) ... Great-grandfather, J. Roy Holliday, played basketball at KU under legendary coach Phog Allen (1936-37) ... Majoring in psychology.





**DYLAN  
DOWNING**

#32

**Linebacker | 6-1 | 230 | RS | RS-Freshman**  
Kansas City, Kan. | Bishop Miege HS

**2019 (Fr.):** Redshirted first season with the Jayhawks.

**High School:** Played for Bishop Miege HS ... Helped lead the team to four-straight state championships, starting all four years ... Received Bobby Bell Award given to the top lineman/linebacker in small class football in the Kansas City metro area ... Recorded 131 total tackles his senior year of high school ... Junior year registered 142 tackles, three forced fumbles, one sack and two interceptions ... Sophomore year also recorded over 100 tackles with a total of 102 ... Also punted, averaging 45.7 yards per punt as a junior.



**MASON  
FAIRCHILD**

#89

**Tight End | 6-5 | 250 | 1L | Sophomore**  
Andale, Kan. | Andale HS

**2019 (Fr.):** Saw action in all 12 of KU's games this year ... **Indiana State:** Saw playing time but did not record any stats ... **Coastal Carolina:** Made his first Jayhawk start at tight end vs. the Chanticleers ... **at Boston College:** Caught one pass for nine yards from quarterback Carter Stanley, the first reception of his collegiate career ... **West Virginia:** Saw playing time against the Mountaineers, but did not record any statistics in the game ... **at TCU:** His one reception against the Horned Frogs tied his career best ... The 23-yard catch was the longest of his young career at KU ... **Oklahoma:** Earned his second start of the season at tight end against the Sooners ... Did not record any stats on the day ... **at Texas:** Saw playing time in Austin, but did not record any stats ... Did not have any statistics vs. Texas Tech, Kansas State, at Oklahoma State, at Iowa State or vs. Baylor while on the field for the Jayhawks.

**High School:** Rated a two-star prospect by Rivals.com ... Helped lead Andale HS to an 11-1 record his senior season playing defensive end and tight end ... Played under head coach Dylan Schmidt at Andale HS ... Selected to play in the 2019 Kansas Shrine Bowl ... Named a Top 100 Senior by SportsinKansas.com ... Tabbed All-State Top 11 by the *Topeka Capital-Journal* ... Named Class 3A All-State by the *Wichita Eagle* and *Topeka Capital-Journal*.

**Personal:** Son of Tina and Tim Fairchild ... Plans to major in engineering.



**MILES  
FALLIN**

#15

**Quarterback | 6-6 | 225 | 1L | Junior**  
Canyon Country, Calif. | Canyon HS

**Career Honors:** **2019:** Big 12 Commissioner's Honor Roll and Athletic Director's Honor Roll (spring). **2018:** Big 12 Commissioner's Honor Roll and Athletic Director's Honor Roll (spring). **2017:** Big 12 Commissioner's Honor Roll and Athletic Director's Honor Roll (fall).

**2019 (RS-So.):** Did not see any game action.

**2018 (RS-Fr.):** Saw his first career action against Rutgers, but did not record any statistics..

**2017 (Fr.):** Redshirted his first season at Kansas.

**High School:** Earned three football letters as a quarterback under head coach Rich Gutierrez at Canyon HS ... Voted a team captain as a junior and senior ... Owns multiple CHS passing records as he finished his career with 6,887 passing yards and 61 touchdowns ... Started 31-consecutive games for CHS during his three varsity seasons ... Tabbed All-State Second Team in 2014 and earned all-league honors in 2014 and 2015 ... Also a standout in the classroom as he earned the Canyon HS Scholar-Athlete Award four-straight years (2013-16) ... Named to the High School Scholar-Athlete Hall of Fame in the spring of 2017 ... A West Point Leadership Award recipient and a Safe School Ambassador.

**Personal:** Son of Letriana Taibi and Erik Fallin ... Has one brother, Jackson ... Majoring in pre-business ... Active in community service during his time as a Jayhawk and prior to arriving in Lawrence ... Participated in Special Needs Athletes and Peers (SNAP) flag football and was also a Special Olympics basketball coach during his time at Canyon HS.



**DENZEL  
FEASTER**

#18

**Linebacker | 6-3 | 225 | 3L | Senior**  
Austin, Texas | Manor HS

**Career Honors:** **2019:** Big 12 Commissioner's Honor Roll and Athletic Director's Honor Roll (spring).

**2019 (RS-Sr.):** Did not see action.

**2018 (RS-Jr.):** Appeared in 12 games at linebacker ... Credited for eight tackles, including six solo ... Recorded one tackle for a loss and one fumble recovery ... **at Central Michigan:** Recorded two tackles and a fumble recovery on a muffed punt ... KU scored a field goal following his fumble recovery.

**2017 (Jr.):** Redshirted his third season at Kansas.

**2016 (So.):** Did not see any action until the fourth game of the year, then became a regular at linebacker and on special teams ... Posted eight tackles, a forced and a recovered fumble ... Totaled a career-high three tackles at West Virginia and against Iowa State ... Forced a fumble at West Virginia ... **at Texas Tech:** Saw his first action of the season, but did not record any statistics ... **TCU:** Saw action, but did not record any statistics ... **at Baylor:** Posted the first tackle of his career against the Bears ... **Oklahoma State:** Recorded time on special teams coverages, but did not record any statistics ... **at Oklahoma:** Did not see any game action ... **at West Virginia:** Gathered a career-high three tackles and forced the first fumble of his career ... **Iowa State:** Tallied a career-high-tying three stops against the Cyclones ... **Texas:** Recovered a second quarter fumble in the victory over the Longhorns ... **at K-State:** Posted one tackle against the Wildcats.

**2015 (Fr.):** Saw time in six games on special teams assignments against Rutgers, Iowa State, Baylor, Texas Tech, West Virginia and K-State, but did not record any statistics ... Did not play against SDSU, Memphis, Oklahoma State, Oklahoma, Texas or at TCU.

**High School:** Rated a two-star prospect by both Rivals and 247Sports.com after his prep career at Manor HS ... Played for head coach Sadd Jackson at Manor and in 2014 recorded 30 tackles, 3.0 tackles-for-loss, five pass breakups, one interception, a forced fumble and a fumble recovery ... Named to District 17-5A's first team on the defensive side of the ball following his efforts in 2014 ... Honored as a second-team selection on District 17-4A's offensive team following the 2013 season from the quarterback position ... Also lettered in basketball at MHS ... Chose Kansas over an offer from Miami (Ohio).

**Personal:** Son of Ella and Hayward Feaster ... Has one younger brother, Isaiah ... Earned his degree in liberal arts and sciences in May 2019.



**DAVON FERGUSON**



## DAVON FERGUSON

#7

**Safety | 5-10 | 197 | 1L | Junior**

Baltimore, Md. | St. Vincent Pallotti HS // Hartnell College

**Career Honors:** **2019:** Big 12 Commissioner's Honor Roll and Athletic Director's Honor Roll (spring). **2018:** Big 12 Commissioner's Honor Roll and Athletic Director's Honor Roll (spring).

**2019 (Jr.): Indiana State:** Saw playing time in the season opener ... Recorded three tackles ... **Coastal Carolina:** Matched his career high in tackles with three solos vs. the Chanticleers ... **at Boston College:** Again recorded three tackles against the Eagles, matching his career best while at Kansas ... **West Virginia:** Contributed two assisted tackles to the Jayhawks' defensive effort against the Mountaineers ... **at TCU:** Matched his then-KU career high in tackles against the Horned Frogs with three (one solo, two assisted) ... **Oklahoma:** His tackle-for-loss resulted in the Sooners losing 23 yards ... Made five tackles (three solo, two assisted) on the day, marking a new career high as a Jayhawk ... **at Texas:** Contributed three solo tackles to the Jayhawks' defensive effort against the nationally ranked Longhorns ... **Texas Tech:** Earned his first start of the season for the Jayhawks, where he led the defense with seven solo tackles and forced his first fumble of the year, and in his KU career, in the Homecoming victory over the Red Raiders, 37-34 ... **Kansas State:** Led the KU defense for the second-straight game in tackles; this time he surpassed his previous season/KU career best by contributing eight total tackles (seven solo and one assisted) ... **at Oklahoma State:** Made his third-straight start of the season for the KU defense in Stillwater ... Again among the Jayhawks' best players on the afternoon against the nationally ranked Cowboys, in which he totaled eight tackles (seven solo, one assisted) for the second-straight game and also registered 1.0 TFL, which also matched his season/KU career best in the category ... **at Iowa State:** Made his fourth-consecutive start for the Jayhawks at safety ... Tallied eight tackles total against the Cyclones (five solo, three assisted), which tied his season and Kansas-career best, achieved two other times this season, most recently at Oklahoma State ... Also broke up an ISU pass, his first such stat of the season ... **Baylor:** Recorded four total tackles (three solo, one assisted) in his fifth start of the season for the Jayhawks ... Made one tackle-for-loss (of four yards) against the Bears, tying his season and career highs.

**2018 (So.):** Appeared in four games at safety and on special teams before taking a redshirt ... Recorded six tackles, including five solo ... Had one interception for 12 yards and a pass deflection ... **Rutgers:** Recorded two tackles in the win ... **at West Virginia:** Credited with three tackles and his first-career interception.

**2017 (Fr. at Hartnell College):** Rated a three-star recruit by 247Sports.com ... Collected 55 total tackles, including 41 solo hits ... Recorded two interceptions, one of which he returned for a touchdown ... Also posted two fumble recoveries and two forced fumbles ... Averaged 9.6 yards per punt return to lead the region ... Posted seven kick returns for 182 yards, an average of 26.0 yards per return ... Earned All-Golden Coast Conference First Team honors and was named Hartnell's Defensive Back of the Year in 2017 ... Played for head coach Matt Collins at Hartnell.

**High School:** Helped lead the St. Vincent Pallotti Panthers to a 10-2 record and a MIAA Conference title in 2016 ... Played under head coach Ian Thomas at St. Vincent Pallotti HS ... Forced seven turnovers from his free safety position in 2016.

**Personal:** Son of Lachelle Redd and Damon Ferguson ... Has two brothers; Damon Ferguson Jr., and Deonte Ferguson ... Also has two sisters; Lache Dabney and Layah Redd ... Father, Damon, lettered in track at Central State ... Majoring in communication studies with a minor in sport management.



## ROB FIORENTINO

#22

**Running Back | 5-10 | 200 | 1L | Sophomore**

Somerville, N.J. | Somerville HS

**2019 (Fr.): West Virginia:** Made his Jayhawk debut against the Mountaineers ... **Oklahoma:** Saw playing time against the nationally ranked Sooners ... Did not record any stats on the day ... **at Texas:** Made his third appearance of the season in the Crimson and Blue ... **Texas Tech:** Did not record any stats in his playing time during KU's Homecoming win over the Red Raiders ... **Kansas State:** Did not play vs. the Wildcats ... **at Oklahoma State:** Assisted on one tackle against the nationally ranked Cowboys, the first statistic recorded in his Jayhawk career ... **at Iowa State:** Made one solo tackle against the Cyclones in Ames ... **Baylor:** Saw playing time, but did not record any stats, against the Bears in the Jayhawks' season finale.

**High School:** Started at running back for two years at Somerville HS ... Senior year recorded 682 yards on the ground on 93 attempts ... Also added six touchdowns in the 2018-19 season ... Ran for 980 yards and punched in eight touchdowns his junior year ... Proved to be valuable in the passing game his junior year, catching 32 passes for 283 yards and a touchdown.



## GAYFLOR FLOMO

#25

**Running Back | 5-9 | 200 | 1L | Junior**

Fridley, Minn. | Totino Grace HS


**VELTON GARDNER**




**DONOVAN  
GAGEN**

#92

**Punter/Kicker | 5-11 | 185 | 2L | Senior**

Belleville, Ill. | Althoff Catholic HS // Hutchinson CC

**2019 (Jr.): Indiana State:** Saw playing time but did not record any stats ... **at Boston College:** His lone punt against the Eagles went for 42 yards, a career best for him while playing for the Jayhawks ... **West Virginia:** Took to the gridiron in KU's Big 12 Conference season opener, but did not record any statistics ... **at TCU:** Saw playing time in Fort Worth, but did not record any stats ... **Oklahoma:** Took to the field for the fifth time this season in the Crimson and Blue ... Did not record any statistics on the day ... **at Texas:** Did not record any statistics in his sixth appearance of the season for the Jayhawks in Austin ... Played in the Jayhawks' past four games (Texas Tech, Kansas State at Oklahoma State and at Iowa State) but did not have any stats.

**2018 (So.):** Appeared in five games on special teams ... Recorded two punts for a total of 65 yards ... Punted two inside the 20-yard line ... **Nicholls:** Credited with one punt for 32 yards inside the Nicholls' 20-yard line ... **at Central Michigan:** Recorded one punt for 33 yards inside the Central Michigan 20-yard line ... **Rutgers:** Served as the holder on four field goals and five PATs.

**2017 (Fr. at Hutchinson CC):** Appeared in 11 games as a freshman ... Recorded 53 punts for a total of 2,015 yards ... Longest punt of the season was 64 yards ... Averaged 38 yards per punt ... Pinned opponents inside the 20-yard line 16 times.


**VELTON  
GARDNER**

#0


**Running Back | 5-9 | 190 | 1L | Sophomore**

Dallas, Texas | Skyline HS

**2019 (Fr.): Indiana State:** Saw action in the season opener in his Jayhawk debut ... Recorded two receptions for three yards ... **Coastal Carolina:** Caught one pass from quarterback Carter Stanley for a total of two yards ... **at TCU:** Had a breakout day at running back for the Jayhawks against the Horned Frogs ... Carried the ball four times for a total of 61 yards, with a long rush of 45 yards and one touchdown ... Also caught one pass for a gain of 11 yards, a new career-long reception ... **Oklahoma:** Gained five yards on three carries, with a long of four yards, against the Sooners ... **at Texas:** Carried the ball once vs. the Longhorns ... Matched his season and career high with two receptions ... Totaled eight yards through the air on the evening, with a long catch of five yards ... **Texas Tech:** Made the first start of his collegiate career at running back ... Scored his second rushing touchdown of the season ... Rushed the ball a total of three times for 36 yards, with a long rush of 32 yards, which he carried into the end zone ... Recorded his first tackle as a Jayhawk against the Red Raiders in KU's Homecoming victory ... **Kansas State:** Gained 16 yards on three carries, with a long rush of 10 yards, against the Wildcats ... **at Oklahoma State:** Ran the ball three times for the Jayhawks while in Stillwater ... Gained a total of 10 yards against the nationally ranked Cowboys, with a long rush of six yards ... **at Iowa State:** Carried the ball five times for KU in Ames, a new season and career high ... **Baylor:** Gained six net yards on four carries against the Bears ... Also made a solo tackle on the afternoon, tying his season and career highs.

**High School:** Rated a three-star recruit by 247Sports.com and Rivals.com ... Played for head coach Herman Johnson at Skyline HS ... As a senior, completed 65.1 percent of his passes for 2,459 yards and 26 touchdowns, while leading the team with 842 rushing yards and 14 scores ... Named Offensive Most Valuable Player of the Blue-Grey All-American Bowl ... Had over 3,000 total yards with 30 touchdowns his junior season ... Rated No. 31 in the *Dallas Morning News* Top 100 rankings ... Also lettered in track & field.

**Personal:** Son of Beatrice Ashley ... Plans to major in sport management ... Chose Kansas over offers from Texas Tech, Kansas State, Syracuse, Houston, Colorado and others.


**JOSEPH  
GILBERTSON**

#79

**Offensive Line | 6-4 | 290 | 1L | Junior**

Wichita, Kan. | Wichita Northwest HS

**Career Honors:** **2019:** Big 12 Commissioner's Honor Roll and Athletic Director's Honor Roll (spring).

**2019 (RS-So.):** Did not see any game action.

**2018 (RS-Fr.):** Did not see any game action.

**2017 (Fr.):** Redshirted his first season at Kansas.

**High School:** Earned five letters between football and wrestling during his time at Wichita Northwest HS ... Twice helped the Grizzlies to Wichita City League championships ... Played for head coach Steve Martin ... Named all-metro and all-city twice ... Earned Kansas Top-33 honors and all-state honors ... Selected to play in the Kansas Shrine Bowl.

**Personal:** Son of Wade and Becky Gilbertson ... Has three siblings: John, Jacob and James ... Majoring in liberal arts and sciences.


**CORIONE  
HARRIS**

#17

**Cornerback | 6-1 | 180 | 2L | Junior**

New Orleans, La. | Landry-Walker HS

**2019 (So.): Indiana State:** Turned in a pair of tackles in the season opener ... **Coastal Carolina:** Started at cornerback against the Chanticleers ... Did not record any statistics ... **at Boston College:** Recorded three total tackles (one solo, two assisted) in Chestnut Hill ... **West Virginia:** Made his third-straight start of the season for the Jayhawks ... Totaled three total tackles on the day, two solo and one assisted ... **at TCU:** Recorded two solo tackles against the Horned Frogs ... Also broke up a TCU pass in the end zone ... **Oklahoma:** Made four solo tackles against the nationally ranked Sooners ... **at Texas:** Started at cornerback for the Jayhawks for the sixth-straight game and has played in all seven this season ... Tallied one solo tackle against the Longhorns ... Saw playing time at home vs. both **Texas Tech** and **Kansas State**, but did not record any statistics ... **at Oklahoma State:** Did not play in Stillwater due to injury sustained in the previous game of the season.

**2018 (Fr.):** Appeared in every game as a freshman and started nine at cornerback ... Recorded 33 solo tackles and 10 assisted for a total of 43 tackles on the season ... Registered one interception, seven pass breakups and one forced fumble ... **Nicholls:** Recorded two tackles and one breakup in his first-career game ... **at Central Michigan:** Credited with three tackles ... **Rutgers:** Totaled three tackles in the win ... Recorded his first-career interception as a Jayhawk ... **at Baylor:** Credited with two tackles and two pass breakups ... **Oklahoma State:** Recorded four tackles ... **at West Virginia:** Totaled four tackles ... **at Texas Tech:** Credited with seven tackles and a pass breakup ... **TCU:** Recorded three tackles and a pass breakup ... **Iowa State:** Credited with four tackles ... **at Kansas State:** Recorded three tackles ... **at Oklahoma:** Recorded three tackles against the Sooners ... **Texas:** Totaled five tackles and a pass breakup.

**High School:** Touted as a four-star recruit, the 13th-best cornerback and the sixth-best player in the state of Louisiana according to Rivals.com ... Ranked No. 97 in the Rivals.com Top 100 ... Also rated a four-star recruit by ESPN.com, Scout.com and 247Sports.com ... Played for head coach Emanuel Powell at Landry-Walker HS ... Led LWHS to a 13-2 record and the Louisiana Class 5A state championship in 2016 ... Helped guide the Charging Bucs to the playoffs again in 2017 and an 8-4 overall mark, playing both quarterback and cornerback.

**Personal:** Son of Dwanne Kent ... Has one sister, Dwannta Kent ... Plans to major in communications ... Played at the same high school as former KU safety Mike Lee ... Chose Kansas over offers from Arkansas, Auburn, Florida, Georgia, Indiana, Iowa State, LSU, Ole Miss, Mississippi State, Oklahoma, Texas, Texas A&M and West Virginia.


**MARCUS  
HARRIS**

#50

**Defensive Line | 6-2 | 270 | RS | RS-Freshman**  
 Montgomery, Ala. | Park Crossing HS

**2019 (Fr.): Indiana State:** Saw playing time in the season opener ... Was in on one tackle ... **Baylor:** Made his second appearance of the season for the Jayhawks against the Bears ... Again recorded a solo tackle, tying his season and career highs.


**HAYDEN  
HATCHER**

#37

**Linebacker | 6-2 | 218 | 1L | Junior**  
 Council Bluffs, Iowa | Lewis Central HS

**2019 (So.): Indiana State:** Saw playing time but did not record any stats ... **West Virginia:** Made his second appearance as a Jayhawk, but did not record any statistics against the Mountaineers ... **Oklahoma:** Took to the field against the Sooners, but did not record any stats ... **at Texas:** Saw playing time in Austin, but did not record any stats ... Saw playing time at home vs. both **Texas Tech** and **Kansas State**, but did not record any statistics ... **at Oklahoma State:** Did not play in Stillwater.


**JAMAHL  
HORNE**

#88

**Wide Receiver | 5-10 | 180 | 1L | Sophomore**  
 Miami, Fla. | Sunset HS

**2019 (RS-Fr.): Indiana State:** Saw playing time but did not record any stats ... **Coastal Carolina:** Returned one kickoff for 25 yards vs. the Chanticleers ... **at Boston College:** Returned five kickoffs for a total of 96 yards, with a long return of 37 yards, all career highs ... Also made one tackle on special teams ... **West Virginia:** Returned two kickoffs for a total of 37 yards, with a long return of 20 yards on the day ... **at TCU:** Registered a career-long kick return of 40 yards in Fort Worth ... **Oklahoma:** Accumulated 84 yards on four kickoff returns, with a long of 28 yards ... Also made one solo tackle against the Sooners ... **Kansas State:** Returned to the field for the Jayhawks against the Wildcats, but did not record any stats in the annual Dillons Sunflower Showdown ... **at Oklahoma State:** Assisted on one tackle against the nationally ranked Cowboys while in Stillwater ... **at Iowa State:** Returned six kickoffs for the Jayhawks on special teams for a total of 139 yards, both of which statistics were a new season and career best ... **Baylor:** Saw playing time against the Bears in the Jayhawks' season finale, but did not record any stats.

**2018 (Fr.):** Redshirted his first season at Kansas.

**High School:** Lettered in football at Sunset Senior High in Miami, Florida, playing under head coach Nickle Mandrell ... Earned First Team All-Dade honors in 2018 and participated in the Dade vs. Broward All-Star game ... Rushed for 730 yards and had 333 yards receiving as a senior ... Also lettered in track & field.


**KYRON JOHNSON**

**CHRIS  
HUGHES**

#76

**Offensive Line | 6-4 | 315 | 3L | Senior**  
 Harker Heights, Texas | Harker Heights HS

**Career Honors:** **2017:** Academic All-Big 12 First Team; Big 12 Commissioner's Honor Roll and Athletic Director's Honor Roll (spring). **2016:** Big 12 Commissioner's Honor Roll and Athletic Director's Honor Roll (fall); KU's Scout Team Offensive Player of the Week (at Oklahoma).

**2019 (Jr.): Indiana State:** Started at right guard in the season opener ... **Coastal Carolina:** Earned his second-straight start at right guard for the Jayhawks vs. the Chanticleers ... **at Boston College:** Manned the right guard position for the Jayhawks' offensive line ... Did not record any stats ... **West Virginia:** Saw playing time but did not record any stats ... **at TCU:** Has now made five starts for the Jayhawks at right guard this season ... **Oklahoma:** Again in the starting lineup at right guard for Kansas against the nationally ranked Sooners ... **at Texas:** Started at right guard for the Jayhawks, his seventh start of the season ... **Texas Tech:** Saw playing time, but did not record any stats, in the Jayhawks' Homecoming win over the Red Raiders ... **Kansas State:** Earned his eighth start of the season against the Wildcats ... **at Oklahoma State:** Played against the nationally ranked Cowboys, but did not record any statistics on the afternoon ... **at Iowa State:** Saw playing time in Ames, but did not record any stats ... **Baylor:** Played in his 12th game of the year for the Jayhawks in their season finale.

**2018 (So.):** Played in all 12 games on both the offensive line and special teams.

**2017 (RS-Fr.):** Saw action in 10 games, starting all 10 at right guard.

**2016 (Fr.):** Did not see any game action and redshirted.

**High School:** A consensus three-star offensive line prospect according to Rivals, ESPN and 247Sports.com ... Earned two letters at Harker Heights HS playing for head coach Jerry Edwards ... A two-way standout for the Knights on the offensive line and at defensive tackle ... Also lettered in wrestling and track & field at Harker Heights ... A member of the A/B honor roll.

**Personal:** Son of Chris and Naomi Hughes ... Has three siblings: Camrhon, Naashon and Rhandy ... Brothers Camrhon and Naashon played football at Texas ... Majoring in pre-business.


**KYRON  
JOHNSON**

#15

**Linebacker | 6-1 | 230 | 3L | Senior**  
 Arlington, Texas | Lamar HS

**Career Honors:** **2017:** Big 12 Commissioner's Honor Roll and Athletic Director's Honor Roll (spring).

**2019 (Jr.): Indiana State:** Started at linebacker in the season opener ... Had three total tackles ... **Coastal Carolina:** Recorded a career-high five tackles (all solos) vs. the Chanticleers ... Also matched his career best in tackles-for-loss (TFL) with one on the evening ... **at Boston College:** Set a new career high in tackles against the Eagles, totaling seven (three solo, four assisted) ... Also recorded one TFL of two yards ... **West Virginia:** One of three KU players to record nine tackles (five solo, four assisted) against the Mountaineers, to lead the team's defensive effort and record a new career high ... Also had one TFL for a WVU loss of four yards ... Added one quarterback hurry to his stat line, the first of his collegiate career ... **at TCU:** Contributed seven total tackles (two solo, five assisted) ... Registered 0.5 TFL for a Horned Frog loss of a yard ... **Oklahoma:** Matched his season and career high with a quarterback hurry against the Sooners ... Made four total tackles (three solo, one assisted) on the afternoon ... **at Texas:** Had one solo and two assisted tackles for a total of three against the Longhorns ... **Texas Tech:** Tallied six solo stops in KU's Homecoming victory ... Also recorded his fourth TFL of the season, and eighth of his career, against the Red Raiders ... **Kansas State:** Made a single solo tackle against the Wildcats ... **at Oklahoma State:** Matched his season/career highs with a quarterback hurry against the nationally ranked Cowboys ... Contributed three solo stops to KU's defensive effort in Stillwater ... **at Iowa State:** Assisted on a tackle in Ames against the Cyclones ... **Baylor:** Helped lead the Jayhawks' defensive effort against the Bears by making six total tackles (five solo and one assisted), as well as making his first sack and first pass breakup of the season.

**2018 (So.): Nicholls:** Earned his first-career start ... Recorded his first-career sack against the Colonels ... Credited with three solo tackles and a fumble recovery on a muffed punt ... **at Central Michigan:** Credited with three tackles, one solo, against the Chippewas ... **Rutgers:** Finished the game with two tackles, including 1.0 tackles-for-loss ... Also credited with a pass breakup and a forced fumble in the win ... **at Baylor:** Recorded one tackle ... **Oklahoma State:** Credited with one tackle ... **at West Virginia:** Recorded one sack on the quarterback



... **at Texas Tech:** Recorded two tackles with one TFL ... **TCU:** Totaled two tackles and a pass breakup ... **Iowa State:** Recorded one tackle ... **Texas:** Recorded one tackle.

**2017 (Fr.):** Played in all 12 games on both defense and special teams ... Had a total of 17 tackles, including 12 solo tackles, 0.5 TFL and one forced fumble ... **SEMO:** Recorded three solo tackles ... **Central Michigan:** Had one solo tackle ... **at Ohio:** Had two tackles and 0.5 TFL ... **West Virginia:** Recorded one tackle ... **Texas Tech:** Tied his career high with three tackles, including two solo hits ... **at Iowa State:** Tied two tackles ... **K-State:** Recorded two solo tackles ... **at Texas:** Had two solo tackles ... Recorded a forced fumble on special teams ... **Oklahoma:** Had one solo tackle.

**High School:** Received three-star recognition from Rivals.com ... Transitioned to linebacker as a junior at Lamar HS ... Accumulated 125 tackles as a senior under head coach Laben Delay ... Named to the District 4-6A First Team by district coaches as a senior.

**Personal:** Son of Broderic and Stephanie Johnson ... Has one sibling, Kayron ... Graduated from Lamar a semester early and enrolled in KU for the spring 2017 semester ... Majoring in human biology.



**ELIJAH JONES**

**Cornerback | 6-1 | 185 | 1L | Senior**

Cape Coral, Fla. | North Fort Myers HS // Ellsworth CC

#4

**Career Honors:** 2019: Big 12 Commissioner's Honor Roll and Athletic Director's Honor Roll (spring).

**2019 (RS-Jr.): Indiana State:** Saw playing time against the Sycamores ... Recorded two tackles ... **West Virginia:** Made his second appearance of the season for the Jayhawks, but did not record any stats ... **at TCU:** Registered a new KU-career high in tackles against the Horned Frogs with three total (two solo, one assisted) ... **Kansas State:** Returned to the field for the Jayhawks after missing three-consecutive games ... **at Oklahoma State:** Made his fifth appearance of the season donning the Crimson and Blue in Stillwater ... Did not record any statistics on the afternoon ... **at Iowa State:** Saw playing time against the Cyclones in Ames without recording any stats ... **Baylor:** Recorded a new season and career high in tackles with four total, all of the solo variety ... Also made his first tackle-for-loss as a Jayhawk against the nationally ranked Bears.

**2018 (Jr.):** Did not see any game action and redshirted.

**2016-17 (Fr.-So. at Ellsworth CC):** Rated a three-star prospect according to Rivals.com ... Collected 19 tackles and four interceptions during his sophomore season at Ellsworth CC ... Named Iowa Community College Athletic Association (ICCAC) Defensive Athlete of the Week on Sept. 13, 2017 after helping lead the Panthers to a 35-28 win over Iowa Central ... Recorded the game-saving interception and had two interceptions, two pass breakups and two tackles in the win ... Credited with 11 tackles and three interceptions as a freshman in 2016 ... Played for head coach Jesse Montalto at ECC.

**High School:** Recorded 18 total tackles, including 14 solo hits, as a senior at North Fort Myers HS ... Posted one interception, which he returned 60 yards ... Also credited with a fumble recovery ... Coached by Earnest Graham at NFMHS.

**Personal:** Son of Collin and Monica Jones ... Has two sisters, Cynthia and Samaria ... Majoring in liberal arts and sciences.



**LIAM JONES**

**Kicker | 5-10 | 180 | 3L | Senior**

Choctaw, Okla. | Choctaw HS

#46

**Career Honors:** 2019: Big 12 Special Teams Player of the Week (Texas Tech). 2018: Academic All-Big 12 Rookie Team. 2017: Big 12 Commissioner's Honor Roll and Athletic Director's Honor Roll (fall).


**2019 (Jr.): Indiana State:** Made his lone field goal attempt in the season opener from 36 yards out while also converting his extra point attempt ... **Coastal Carolina:** Had two kickoffs totaling 123 yards, an average of 61.5 yards per kick ... **at Boston College:** Made two field goals for the Jayhawks, both of which occurred in the third quarter; one from 24 yards out, the other from 30 ... Was a perfect 6-for-6 in PATs ... Kicked off eight times for 477 yards on the night in Chestnut Hill, good for an average of 59.6 yards per kick ... **West Virginia:** Connected on a 23-yard field goal in the third quarter ... Kicked off three times for KU, totaling 181 yards, good for an average of 60.3 yards on the day, along with one touch back ... **at TCU:** Averaged 65.0 yards-per-kickoff in Fort Worth (three kickoffs, 195 total yards) ... **Oklahoma:** Kicked off three times against the Sooners, totaling 190 yards, good for an average of 63.3 yards on the day, along with one touch back ... **at Texas:** Matched his season and career high with two made field goals on the night ... One FG was good from 23 yards out, while the other successful kick resulted in a new season and career best at 46 yards ... Kicked off nine times for a total of 484 yards on the night, good for an average of 53.8 yards ... **Texas Tech:** Hit the game-winning, 32-yard field goal to propel the Jayhawks to a 37-34 victory over the Red Raiders on Homecoming ... Kicked off six times for a total of 323 yards, good for an average of 53.8 yards per kick on the night ... **Kansas State:** Made a 34-yard field goal in the first quarter against the Wildcats ... Averaged 64.0 yards per kickoff (two kickoffs, 128 yards), with one touchback, in the annual Dillons Sunflower Showdown ... **at Oklahoma State:** Kicked off twice for the Jayhawks in Stillwater, totaling 139 yards, good for an average of 69.5 yards per kick on the day ... **at Iowa State:** With his three field goal makes in the first half (Q1: 36, 37, Q2: 30), set a new season and career high for most FGs made in a game ... **Baylor:** Kicked off twice for the Jayhawks against the Bears, totaling 126 yards, good for a 63.0 average on the day, with one touchback.

**2018 (So.):** Played in all 12 games ... Kicked off a total of 49 times, totaling 2,809 yards and 20 touchbacks for the season ... Was 2-for-2 on PATs.

**2017 (Fr.):** Played in all 12 games ... Kicked off a total of 48 times, totaling 2,828 yards and 17 touchbacks for the season.

**High School:** Finished his prep career at Choctaw HS with 174 points ... Led the Yellowjackets in scoring his junior and senior seasons ... Earned All-State Honorable Mention honors in 2016 under head coach Todd Dilbeck ... Bestowed the Burlsworth Award for outstanding character and sportsmanship ... Helped the Yellowjackets to a trio of football academic state championship distinctions ... Also lettered in soccer ... Member of the A-B honor roll ... Selected to the National Honor Society and was active in Choctaw's student leadership team.

**Personal:** Son of Adam and Kamie Jones ... Has four siblings: Havyn, Gavyn, Sophie and Allie ... Majoring in pre-business.



**LIAM JONES**



## HUNTER KAUFMAN

**Wide Receiver | 5-11 | 187 | 2L | Junior**  
Pratt, Kan. | Pratt HS

#85

**2019 (So.):** Saw playing time in each of the first two games of the season (**Indiana State** and **Coastal Carolina**), but did not record any stats ... **at Boston College:** Made his first-career tackle as a Jayhawk ... **Oklahoma:** Did not record any statistics during his playing time against the Sooners ... **at Texas:** Made one solo tackle against the Longhorns, tying his season and Kansas-career best ... Saw playing time in each of the Jayhawks' last five games of the year (**Texas Tech**, **Kansas State**, **at Oklahoma State**, **at Iowa State** and **vs. Baylor**), but did not record any statistics in those contests.

**2018 (RS-Fr.):** Saw action on special teams at K-State.

**2017 (Fr.):** Redshirted his first season at Kansas.

**High School:** Voted a team captain his senior season at Pratt HS (Kan.) ... Helped the Greenbacks to a 12-1 record and a 2016 Kansas Class 4A DII state title ... PHS single-season record holder for points with 190 ... Holds the Greenbacks' career record for return yardage with 1,131 ... Named a Class 4A DII All-State defensive back by the *Topeka Capital-Journal* ... Also lettered in track & field and sang in the school's choir.

**Personal:** Son of Leon and Kristina Kaufman ... Has one sister, Kieara ... Cousin, Thane Baker, was a 1956 Olympic Gold medalist at the Melbourne games in the 4 x 100-meter relay ... Majoring in pre-sport management.



## MILES KENDRICK

**Quarterback | 5-10 | 205 | SQ | Junior**  
Morgan Hill, Calif. | Valley Christian HS // College of San Mateo

#3

**Career Honors:** **2019:** Big 12 Commissioner's Honor Roll and Athletic Director's Honor Roll (spring). **2018:** Big 12 Commissioner's Honor Roll and Athletic Director's Honor Roll (spring).

**2019 (RS-So.):** Did not see action.

**2018 (So.):** Saw action in four games before taking a redshirt ... Completed 11-of-18 passes, good for 100 yards and one touchdown ... Also credited with 47 yards rushing and a TD on 16 carries ... **Nicholls:** Made his KU debut ... Completed 2-of-3 passes, good for 12 yards ... Also carried the ball four times for a total of one yard ... **at Central Michigan:** Completed his lone passing attempt for a career-long 15 yards ... Rushed four times for 17 yards, including a career-long 13-yard carry, against the Chippewas ... **Rutgers:** Passed for 66 yards going 6-of-10 on the day, including his first-career touchdown ... Threw a six-yard scoring strike to WR Jeremiah Booker ... Rushed for 31 yards on six attempts, recording his first rushing touchdown on the ground ... **at Baylor:** Passed the ball four times for seven yards and rushed for four yards on four attempts before leaving the game with an injury.

**2017 (Fr. at College of San Mateo):** Rated a three-star recruit by Rivals.com ... Saw action in 11 games, starting nine ... Threw for 1,889 yards and 18 touchdowns ... Completed 103-of-178 passes, with a long completion of 91 yards ... Also rushed for 417 yards and five scores on 103 carries ... Helped lead San Mateo to an 11-2 overall mark and a runner-up finish in the California Community College Athletic Association (CCCCA) state championship game ... Played for head coach Larry Owens at CSM.

**High School:** Helped lead Valley Christian HS to a state runner-up finish and an 13-2 mark as a senior ... Played for head coach Mike Machado at VCHS ... Earned All-CIF honors in 2016 ... Also named co-NorCal Quarterback of the year as a senior.

**Personal:** Son of Rachell Argell and John Lee Kendrick Jr. ... Majoring in communication studies with a minor in business.



## LOGAN KLUSMAN

**Long Snapper | 6-1 | 235 | 3L | Senior**  
Lafayette, La. | St. Thomas More HS

#67

**Career Honors:** **2016:** KU's Special Teams Player of the Week (at Oklahoma).

**2019 (RS-Jr.):** Saw playing time in each of the Jayhawks' first seven games of the season (**Indiana State**, **Coastal Carolina**, **at Boston College**, **West Virginia**, **at TCU**, **Oklahoma** and **at Texas**), but did not record any statistics... **Texas Tech:** Recovered a fumble, the first of his season and KU career, toward the end of the game to help KU secure a Homecoming victory over the Red Raiders ... **Kansas State:** Played against the Wildcats in the annual Dillons Sunflower Showdown, but did not record any stats on the day ... **at Oklahoma State:** Missed his first game of the season as the Jayhawks took on the nationally ranked Cowboys in Stillwater.

**2018 (Jr.):** Did not see any action and redshirted.

**2017 (So.):** Saw action in the final eight games of the 2017 season as the team's long snapper ... Played in games against Texas Tech, Iowa State, TCU, K-State, Baylor, Texas, Oklahoma and Oklahoma State ... Helped convert 11 field goals.

**2016 (Fr.):** Served as the team's deep snapper for the final 10 games of the season ... Saw action against Memphis, Texas Tech, TCU, Baylor, Oklahoma State, Oklahoma, West Virginia, Iowa State, Texas and K-State ... Helped convert 13 field goals.

**High School:** Attended St. Thomas More HS in Lafayette, Louisiana ... Earned four letters in football and golf ... Played for head coach Jim Hightower and helped the Cougars to 2012, 2013 and 2015 district championships.

**Personal:** Son of Kenny Klusman and Simonne Saab ... Has two siblings, Lauren and Drew ... Majoring in communication studies with a minor in business.



## KWAMIE LASSITER II

**Wide Receiver | 6-0 | 175 | 3L | Senior**  
Chandler, Ariz. | Hamilton HS

#8

**Career Honors:** **2019:** Big 12 Commissioner's Honor Roll and Athletic Director's Honor Roll (spring). **2016:** KU's Scout Team Offensive Player of the Week (Iowa State).

**2019 (Jr.):** **Indiana State:** Saw action on special teams, returning one punt for 11 yards ... **Coastal Carolina:** Returned two punts for seven yards ... **at Boston College:** Hauled in five catches for a total of 67 yards, with a long reception of 21 yards, all new career bests ... **West Virginia:** Recorded three catches from quarterback Carter Stanley for a total of 45 yards and one touchdown, his first of the season ... **at TCU:** Saw playing time in Fort Worth, but did not record any statistics ... **Oklahoma:** Had one catch on the day ... **at Texas:** Caught five passes on the night, matching his season and career bests ... Accumulated 66 yards receiving ... His long reception of the night, 36 yards, set a new season and career high ... Made one tackle against the Longhorns, the first of his KU career ... **Texas Tech:** Hauled in a season and career-high eight passes for 75 total yards (also a new season and career best) in the Jayhawks' 37-34 Homecoming victory over the Red Raiders ... **Kansas State:** Did not play in the annual Dillons Sunflower Showdown ... **at Oklahoma State:** Back on the gridiron in Stillwater for KU, catching five passes for a total of 35 yards, with a long reception of 20 yards ... **at Iowa State:** Made his second-straight start of the season at wide receiver for the Jayhawks in Ames ... Hauled in five receptions from quarterback Carter Stanley for a total of 61 yards on the afternoon, with a long catch of 31 yards ... **Baylor:** In his third start of the year, recorded two catches for a total of eight yards on offense ... Also returned one punt on the afternoon ... Made a season and career-high two solo tackles against the nationally ranked Bears.

**2018 (So.):** Hauled in 12 passes for 87 yards and a touchdown ... Served as KU's primary punt returner, averaging 5.6 yards per return ... Registered 14 returns for 79 yards, with a long of 21 yards ... **Nicholls:** Recorded 26 yards on two punt returns ... **at Central Michigan:** Caught three passes for five yards and returned three punts for 24 yards ... **Rutgers:** Returned one punt for 12 yards ... **Oklahoma State:** Caught his first-career touchdown as a Jayhawk for 20 yards ... **at Texas Tech:** Caught four balls for 41 yards.

**2017 (RS-Fr.):** Played in five games ... Saw action against SEMO, Central Michigan, Texas, Oklahoma and Oklahoma State ... **Oklahoma:** Had one rushing attempt but it resulted in a loss of six yards.

**2016 (Fr.):** Did not see any game action and redshirted.



**High School:** Picked up two letters at Hamilton HS under head coach Steve Belles ... Earned second team all-punt return as a senior in 2015 ... Also earned one letter in track & field ... Participated in the Arizona state championships in long jump and triple jump.

**Personal:** Son of Ericka and the late Kwamie Lassiter ... Father, Kwamie, played at KU from 1992-94, helping lead the Jayhawks to a win in the 1992 Aloha Bowl ... Lassiter played in the NFL for the Arizona Cardinals (1995-2002), San Diego Chargers (2003) and St. Louis Rams (2004) ... Has five brothers: Eric, KaVon, Darius, Kwinton and Kwincy ... Also has two sisters: Devon and Darian ... Majoring in liberal arts and sciences.



KWAMIE LASSITER II

MALCOLM  
LEE

#99

**Defensive Line | 6-5 | 285 | 1L | Junior**  
Omaha, Neb. | Bellevue West HS // Iowa Western CC

**2019 (So.): Coastal Carolina:** Made his Jayhawk debut ... Recorded five total tackles (four solo, one assisted) ... Had 0.5 tackles-for-loss as well ... **at Boston College:** Earned his first start of the season at defensive end for the Jayhawks ... Registered three tackles (one solo, two assisted) ... Credited with 0.5 sacks for an Eagles' loss of three yards ... **West Virginia:** Started his second-straight game for the Jayhawks ... Made two tackles on the day, one solo and one assisted ... **at TCU:** Made one solo tackle against the Horned Frogs ... **Oklahoma:** In Kansas' starting lineup for the fourth-consecutive game at defensive tackle ... Did not record any stats on the afternoon against the Sooners ... **Texas Tech:** Made one solo tackle in the Jayhawks' Homecoming victory over the Red Raiders ... **Kansas State:** Contributed two tackles on the day, both of the solo variety ... **at Oklahoma State:** Again tallied two solo tackles against the nationally ranked Cowboys while in Stillwater ... **at Iowa State:** Made a pair of solo tackles against the Cyclones in Ames, his third-straight game doing so for the Jayhawks ... **Baylor:** Appeared in his 10th game of the year for the Jayhawks, but did not record any stats on the afternoon.

**2018 (at Iowa Western CC):** Earned a three-star rating from both Rivals.com and 247Sports.com ... Ranked number 33 in 247Sports.com's JUCO rankings ... Played in 12 games, picking up 43 total tackles including 5.0 sacks and 10.0 tackles-for-loss.

**High School:** Played for head coach Michael Huffman at Bellevue West HS.

**Personal:** Son of Candace and Oudios Lee ... Plans to major in pre-law ... Chose Kansas over offers from FAU, Houston, Iowa, Iowa State, Louisville and others.

TORRY  
LOCKIN

#12

**Running Back | 6-2 | 210 | RS | RS-Freshman**  
Rockdale, Texas | Rockdale HS

**2019 (Fr.): at Texas:** Made his Jayhawk debut ... Carried the ball twice for KU, gaining a yard on each attempt ... **Texas Tech:** Saw playing time in the Jayhawks' Homecoming victory over the Red Raiders, but did not record any stats ... **Kansas State:** Did not record any statistics while on the field for Kansas during the annual Dillons Sunflower Showdown ... **at Iowa State:** Made his fourth appearance as a Jayhawk in Ames ... Carried the ball once on the day, which was good enough to tie his season and career high of two yards.

**High School:** Garnered a three-star rating by 247Sports and ESPN ... Lead Rockdale HS to a 13-3 record winning the Texas 3A state championship in 2017 ... Named TWSA 3A Offensive Player of the Year ... Passed for 2,536 yards with 27 touchdowns and rushed for 2,434 yards with 32 touchdowns ... Played under head coach Jeff Miller at Rockdale HS.

**Personal:** Son of Kelly and Kerry Locklin ... Plans to major in business ... Father, Kerry, played tight end at New Mexico State and then went on to play for the Los Angeles Rams and Denver Broncos of the NFL ... Kerry Locklin is currently a defensive line coach for the Toronto Argonauts of the CFL, and has also coached at Utah, Morehead State, Eastern Michigan, Fresno State, New York Jets and his alma mater, New Mexico State ... Chose Kansas over offers from New Mexico State and Iowa State.

KENNY  
LOGAN JR.

#1

**Cornerback | 6-0 | 195 | 1L | Sophomore**  
St. Augustine, Fla. | Menendez HS

**2019 (Fr.): Indiana State:** Saw action in the return game in the season opener ... Returned one kick for 16 yards ... **Coastal Carolina:** Saw playing time vs. the Chanticleers ... Did not record any stats ... **at Boston College:** Made three solo tackles on special teams, a new career high, in the Jayhawks' win over the Eagles ... **West Virginia:** Did not record any statistics in his playing time against the Mountaineers ... **at TCU:** Compiled 40 yards on three kickoffs, with a long return of 16 yards against the Horned Frogs ... **Oklahoma:** Returned one kickoff for 24 yards ... **at Texas:** Made his first punt return as a Jayhawk, good for 14 yards ... **Texas Tech:** Tied his season and career high in tackles with three in KU's Homecoming victory over the Red Raiders ... **Kansas State:** Made three total tackles (two solo, one assisted) for the third time this season in the annual Dillons Sunflower Showdown ... **at Oklahoma State:** Tallied a pair of tackles (one solo, one assisted) against the nationally ranked Cowboys in Stillwater ... Returned a season and career-high two OSU punts for a total of six yards on special teams ... **at Iowa State:** Returned one Cyclone punt on the afternoon, good for eight yards ... Also made one solo tackle in Ames ... **Baylor:** Set new season and career highs in kickoffs returned with four, good for a total of 70 yards, with a long return of 25 yards ... Recorded a pair of solo tackles against the nationally ranked Bears ... Also had one punt return on the afternoon.

**High School:** Rated a three-star prospect by 247Sports.com and Rivals.com ... Played for head coach Kyle Skipper at Menendez HS ... Rushed for 1,202 yards with 18 touchdowns his senior season ... Helped lead his team to an 8-3 record ... Earned First Team All-St. John's County honors as an athlete ... Also lettered in basketball and track & field.

**Personal:** Son of Coretta Blount and Kenneth Logan ... Plans to major in business management ... Has one brother, Brandon James and one sister, Angelina Dejuese ... Brother, Brandon, played college football at Florida ... Chose Kansas over offers from USF, Auburn, Ole Miss, Nebraska, Iowa State, Miami (Fla.), Louisville, Minnesota, Pittsburgh, Purdue, UCF and others.



## ADAGIO LOPETI

#72

**Offensive Line | 6-4 | 310 | 1L | Senior**

East Palo Alto, Calif. | Woodside HS // College of San Mateo

**2019 (RS-Jr.):** Played in each of the Jayhawks' 12 games of the season, but did not record any statistics ... Earned four starts on the season in the final five games: **vs. Texas Tech, at Oklahoma State, at Iowa State** and **vs. Baylor**.

**2018 (Jr.):** Did not see any game action and was redshirted.

**Personal:** Son of Maryanne and Sione Lopeti ... Majoring in sociology.



## JACOB LOTT

#71

**Offensive Line | 6-4 | 320 | 1L | Sophomore**

Amarillo, Texas | Tascosa HS

**2019 (RS-Fr.): Indiana State:** Saw playing time but did not record any stats ... **West Virginia:** Did not tally any statistics in his time on field vs. the Mountaineers ... Played in each of the Jayhawks' last six games (**at Texas, Texas Tech, at Oklahoma State, at Iowa State** and **Baylor**), but did not record stats in any of the contests ... **Baylor:** Made his first-career start as a Jayhawk at left guard on Senior Day.

**2018 (Fr.):** Did not see any game action and was redshirted.

**High School:** Attended Tascosa HS in Amarillo, Texas, playing for head coach Ken Plunk ... Helped lead the Rebels to bi-district titles in 2015, 2016 and 2017 ... Named first team all-district in 2016 and 2017 ... Tabbed the top lineman in the 806 area code in 2017 ... Also lettered for three years in track & field.

**Personal:** Son of Donita Woods and Charlie Lott ... Has one brother, Gentry Lott, and a sister, Jenisha Woods ... His father, Charlie, played football at Texas Tech ... His uncle, Ronnie Lott, played football at USC and is a four-time Super Bowl Champion and a 14-year NFL veteran ... Intends to major in mass communications.



## JACK LUAVASA

#87

**Tight End | 6-3 | 250 | 2L | Senior**

San Francisco, Calif. | Riordan HS // Snow College

**Career Honors:** **2019:** Big 12 Commissioner's Honor Roll and Athletic Director's Honor Roll (spring).

**2019 (Jr.):** Saw playing time at tight end in all 12 games for the Jayhawks this season ... **Indiana State:** Started at tight end in the season opener ... Did not record any statistics ... **Coastal Carolina:** Saw playing time vs. the Chanticleers, but did not record any statistics ... **at Boston College:** Caught one pass on the night from quarterback Carter Stanley, good for a gain of 19 yards ... Both statistics were career bests ... **West Virginia:** Made his third start of the season at tight end for the Jayhawks ... Did not record any statistics ... **at TCU:** Caught one pass for a gain of eight yards in Fort Worth ... **Oklahoma:** Saw playing time vs. the Sooners, but did not record any statistics ... **at Texas:** Started at tight end for the Jayhawks in Austin, his fifth starting nod of the season ... Made one reception on the evening, matching his season and career bests for catches in a game, good for a gain of five yards ... **Kansas State:** Caught one pass for a gain of three yards in the annual Dillons Sunflower Showdown ... **at Iowa State:** Earned his sixth start for KU at tight end this season ... **Baylor:** Set a new season and career high with two receptions on the day against the nationally ranked Bears ... Accumulated 11 yards on those two receptions, with a long catch of six yards.

**2018 (So.):** Played in all 12 games, starting against Texas at tight end ... Also saw action in all 12 games on special teams ... Did not record any statistics.

**Personal:** Son of Soteria and Pilua Luavasa ... Majoring in sport management.



## THOMAS MACVITTIE

#7

**Quarterback | 6-5 | 225 | 1L | Senior**

Cincinnati, Ohio | Moeller HS // Mesa CC // Pitt

**2019 (Jr.):** Saw playing time for the Jayhawks in two games (**Kansas State** and **at Oklahoma State**).

**Mesa CC (2018):** Tabbed the No. 2 pro-style quarterback by JCGridiron.com ... Touted a three-star rating by Rivals.com, ESPN and 247Sports.com in their JUCO rankings ... Threw for 1,064 yards and 16 touchdowns in six games with Mesa CC in 2018.

**Pitt (2016-17):** Saw action in three games on special teams in 2017 ... Sat out the 2016 season as a redshirt.

**High School:** Rated the nation's No. 8 pro-style quarterback by 247Sports ... Threw for 1,896 yards and 22 touchdowns in seven games due to injury ... Earned All-Greater Catholic League (GCL) South Division ... Threw for a season-high 475 yards and six touchdowns in a 55-52 victory over Cleveland St. Ignatius ... Rated number 91 in the Top247 ... Rated the No. 5 overall prospect in Ohio by 247Sports and No. 24 by ESPN ... Played under Coach John Rodenberg at Archbishop Moeller HS.

**Personal:** Son of Thomas Sr., and Mary MacVittie ... Has two sisters ... Father, Thomas, played football at Penn ... Plans to major in marketing ... Chose Kansas over Vanderbilt and others.



## RYAN MALBROUGH

#39

**Safety | 6-1 | 196 | SQ | Sophomore**

Cecilia, La. | Cecilia HS

**2019 (RS-Fr.): West Virginia:** Made his first appearance of the season for the Jayhawks ... Did not record any statistics ... **at TCU:** Recorded the first tackle of his Kansas career against the Horned Frogs ... **Oklahoma:** Saw playing time against the nationally ranked Sooners, but did not record any stats on the afternoon.

**2018 (Fr.):** Saw action in one game, before redshirting ... **Rutgers:** Recorded three carries for 10 yards, playing running back against the Scarlet Knights.

**High School:** Rated a three-star prospect by 247Sports.com ... Picked up a two-star rating from Rivals.com ... Earned four letters at Cecilia HS, playing for head coach Dennis Skains ... Also lettered in track & field, helping lead CHS to back-to-back state championships ... Owns the CHS school record in the 200 meters at 21.4.

**Personal:** Son of Simone Alex and Ronald Malbrough ... Has six siblings ... Three brothers are Ronald, Bryon and Mason ... Three sisters are Jade, Breona and Jalaya ... Intends to major in engineering ... Chose Kansas over offers from Kansas State, Memphis, Southern Miss, Tulane, Colorado State and Houston, among others.





## API MANE

#58

**Offensive Line | 6-3 | 327 | 1L | Senior**

East Palo Alto, Calif. | Menlo-Atherton HS // College of San Mateo

**2019 (RS-Jr.): Indiana State:** Saw playing time in the season opener, but did not record any stats ... **Coastal Carolina:** Did not record any statistics in his playing time against the Chanticleers ... **at Boston College:** Played, without recording any stats, in the Jayhawks' road victory over the Eagles ... **West Virginia:** Saw playing time against the Mountaineers in the team's Big 12 Conference season opener, but did not record any stats ... **at TCU:** Made his first start of the season, and his KU career, at center against the Horned Frogs ... **Oklahoma:** Did not record any statistics in his playing time against the Sooners ... **at Texas:** Played, without recording any stats, in Austin ... **Texas Tech and Kansas State:** Saw playing time against both the Red Raiders and Wildcats in Lawrence ... **at Oklahoma State:** Earned his second start of the season in Stillwater against the nationally ranked Cowboys ... **at Iowa State:** Played in his 11th game of the season while in Ames ... Did not record any statistics against the Cyclones ... **Baylor:** Took to the field for the Jayhawks for the 12th time this season against the nationally ranked Bears.

**2018 (Jr.):** Saw action in the first three games on the offensive line ... Took a redshirt.

**Personal:** Son of Siusavai'i and Atama Mane ... Majoring in general education.



## KYLE MAYBERRY

#8

**Cornerback | 5-10 | 180 | 3L | Senior**

Tulsa, Okla. | Booker T. Washington HS

**2019 (RS-Jr.): Indiana State:** Started at corner in the season opener ... Recorded six tackles ... **Coastal Carolina:** Recorded one solo tackle vs. the Chanticleers ... **at Boston College:** Broke up two of the Eagles' passes, the most of his Kansas career in one game ... Tallied four tackles on the night (two solo, two assisted) ... **West Virginia:** Made four total tackles (two solo and assisted each) against the Mountaineers ... **at TCU:** Tallied two solo tackles in Fort Worth ... **Oklahoma:** Made a pair of tackles (one solo, one assisted) against the Sooners ... **at Texas:** Broke up a Longhorn pass and made three solo tackles for the Jayhawks while in Austin ... **Texas Tech:** Broke up a Red Raider pass attempt in KU's Homecoming victory ... Also registered two solo tackles in the win ... **Kansas State:** Helped lead the Jayhawks' defensive effort in the annual Dillons Sunflower Showdown by matching his season high of six tackles (five solo, one assisted) and hurrying the Wildcats' quarterback, his first such statistic of the season as well as his KU career ... **at Oklahoma State:** Contributed 2.0 tackles-for-loss (TFLs) for a total of four yards, besting his career high, which was previously set in 2017 against Texas, when he had 1.5 TFLs ... Tallied five solo tackles in Stillwater against the nationally ranked Cowboys ... **at Iowa State:** Earned his fourth-consecutive start, and fifth of the season, at cornerback in Ames ... Tied his season high in tackles with six solos ... Broke up a Cyclone pass ... Recorded one TFL for a loss of three yards ... **Baylor:** Made his sixth start of the season at cornerback for the Jayhawks, while seeing playing time in all 12 games.

**2018 (Jr.):** Saw action in three games and redshirted ... **at Oklahoma:** Recorded three tackles and a pass breakup.

**2017 (So.):** Played in all 12 games, starting five at cornerback ... Picked up starts against Texas Tech, Iowa State, Texas, Oklahoma and Oklahoma State ... Had a total of 30 tackles, including 24 solo tackles, 1.5 TFL and broke up three passes ... **SEMO:** Had one solo tackle ... **at Ohio:** Recorded two tackles, including one solo tackle ... **Texas Tech:** Had a total of three tackles, including two solo hits ... **at Iowa State:** Tallied one solo tackle and broke up one pass ... **at TCU:** Had one solo tackle ... **Baylor:** Recorded a total of seven tackles, including six solos ... **at Texas:** Had four tackles, three being solo tackles, 1.5 tackle-for-loss and one pass break up ... **Oklahoma:** Had three tackles ... **at Oklahoma State:** Had a career-best eight tackles, including seven solos, against the Cowboys.

**2016 (Fr.):** Saw action in eight games ... Made two tackles, one at Memphis and the other against Oklahoma State ... Broke up a pass against Rhode Island.

**High School:** A consensus three-star prospect according to Rivals, ESPN, Scout.com and 247Sports.com ... Played under head coach Marvin Dantzler at Booker T. Washington HS ... Helped lead the Hornets to a 10-1 record and a district title in 2015 ... Tallied 29 tackles, including 15 solo stops, and 16 passes defended as a senior ... Also saw time on offense and special teams ... Hauled in six receptions for 94 yards and a TD ... Returned 10 punts for 408 yards and two scores ... Also returned two kicks for 128 yards ... Picked up First Team All-State honors by *USA Today* ... Earned 2015 Class 6A East All-Star honors by the Oklahoma Coaches Association ... Named to the *Tulsa World's* 2015 All-Metro Second Team ... Rated

the No. 1 cornerback in Oklahoma by Rivals.com, Scout.com, ESPN.com and 247Sports.com ... Named the No. 2 defensive back in the metro area and picked up All-State Second Team honors by the *Tulsa World* ... Listed as No. 14 on *The Oklahoman's* Super 30 players in the state list heading into his senior season ... Selected Kansas after considering Kansas State, Illinois, Houston, Virginia Tech, Washington State and Memphis.

**Personal:** Son of Delbert and Leslie Mayberry ... Has one brother, Duece ... Majoring in communication studies with a minor in sport management.


**KYLE MAYBERRY**



## CODY MCNERNEY

#26

**Linebacker | 6-1 | 213 | SQ | Sophomore**  
Wichita, Kan. | Wichita Collegiate HS

**2019 (RS-Fr.): Indiana State:** Donned the Crimson and the Blue for the first time in his Kansas career ... **Coastal Carolina:** Recorded one solo tackle vs. the Chanticleers ... **at Boston College:** Saw playing time in Chestnut Hill, but did not record any statistics ... **West Virginia:** Played against the Mountaineers in the team's Big 12 Conference season opener ... Did not record any stats ... **at TCU:** Saw playing time in his fifth-straight game for the Jayhawks ... **Oklahoma:** Did not record any statistics in his time on the field vs. the Sooners ... **at Texas:** Played against the Longhorns in Austin without recording any stats ... Saw playing time in each of KU's next four games (**at Iowa State**, **at Oklahoma State**, **Kansas State** and **vs. Texas Tech**) but did not record any stats ... **Baylor:** Recorded a solo tackle against the Bears, tying his season and career best.

**2018 (Fr.):** Redshirted his first season at KU.

**High School:** Earned a total of 11 letters including four in football, four in basketball, one in baseball and two in track & field at Wichita Collegiate HS ... A three-year starter on the gridiron playing for head coach Mike Gehrer ... Totaled over 3,000 yards of offense in his junior season and gained over 2,500 total yards and was the second-leading tackler for the Spartans making 77 stops ... Named Second Team All-Ark Valley Chisholm Trail League wide receiver and Honorable Mention defensive back in 2015, 4A-II Honorable Mention All-State quarterback in 2016 and Second Team All-League quarterback and First Team All-League and All-State defensive back in 2017 ... Helped Wichita Collegiate to two district and bi-district championships (2014, 2016), a regional championship (2014), a league championship and a 3A state runner-up finish (2015) ... Also a four-year starter in basketball where he was a two-time First Team All-League member (2015, 2016), Second Team All-State honoree (2016), All-League MVP (2017) and First Team All-State honoree (2017) and helped his team to a 3A state runner-up finish (2015), 4A-II state championship (2016) and a fourth-place finish at the state tournament in 2017 ... A member of the sixth-place 4x400-meter relay team at the state track meet in 2016.

**Personal:** Son of Allison and Jim McNERNEY ... Has three siblings: Jim, Tom and Valerie ... Plans to major in finance.



## KAMERON MCQUEEN

#81

**Wide Receiver | 6-0 | 195 | 3L | Senior**  
Tulsa, Okla. | Union HS

**Career Honors:** **2019:** Big 12 Commissioner's Honor Roll and Athletic Director's Honor Roll (spring). **2018:** Big 12 Commissioner's Honor Roll and Athletic Director's Honor Roll (spring).

**2019 (Jr.): Indiana State:** Saw playing time but did not record any stats ... **Coastal Carolina:** Saw playing time vs. the Chanticleers ... Did not record any stats ... **at Boston College:** Did not record any statistics in his time on the field for the Jayhawks in Chestnut Hill ... **West Virginia:** Made the first tackle of his career as a Jayhawk against the Mountaineers ... **Kansas State:** Saw his first playing time since the West Virginia game (Sept. 21) vs. the Wildcats in the annual Dillons Sunflower Showdown ... Did not record any stats ... **at Oklahoma State:** Did not record any statistics in his time on the field for the Jayhawks in Stillwater ... **Baylor:** Returned to the field for the season finale against the nationally ranked Bears.

**2018 (So.):** Saw action in two games, but did not record any statistics.

**2017 (RS-Fr.):** Saw action in six games as a wide receiver and on special teams ... Did not record any statistics.

**2016 (Fr.):** Did not see any game action and redshirted.

**High School:** Earned three letters at Union HS playing for head coach Kirk Friderich ... Voted team captain for his senior season in 2015 ... Picked up second team all-district honors as a receiver following his senior season ... Named first team all-academic in 2015.

**Personal:** Son of Jezel and Kameron McQueen ... Has one sister, Anissa, and one brother, Brendon ... Majoring in film and media studies with a minor in communication studies.



## BEN MILES

#29

**Fullback | 6-1 | 242 | 1L | Junior**  
Baton Rouge, La. | Catholic HS

**Career Honors:** **2019:** All-Big 12 Honorable Mention

**2019 (So.): Indiana State:** Made his Jayhawk debut, starting at fullback ... **Coastal Carolina:** Started at fullback vs. the Chanticleers ... Returned one kickoff for 12 yards ... **at Boston College:** Started his third-consecutive game for Kansas ... Did not record any statistics ... **West Virginia:** In the starting lineup, at fullback, against the Mountaineers ... **at TCU:** Talled the first tackle of his collegiate career against the Horned Frogs ... **Oklahoma:** Returned to Kansas' starting lineup at fullback against the Sooners ... **at Texas:** Caught one pass from quarterback Carter Stanley to record his first reception of the season as well as his career ... His catch was good for a gain of two yards ... **Texas Tech:** Carried the ball one time for a gain of one yard in the Jayhawks' Homecoming victory over the Red Raiders ... **Kansas State:** Rushed the ball once (without a gain) against the Wildcats in the annual Dillons Sunflower Showdown ... **at Oklahoma State:** In the starting lineup for the Jayhawks in Stillwater, his eighth start of the season ... Did not record any statistics against the nationally ranked Cowboys ... **at Iowa State:** Carried the ball one time against the Cyclones in Ames ... **Baylor:** Played in his 12th game in the team's season finale against the Bears in Lawrence.

**2018 (RS-Fr.):** Appeared in one game for Texas A&M, providing the Aggies with quality depth at fullback.

**2017 (Fr.):** Redshirted his first season of collegiate football while at Nebraska.

**High School:** Played for Dale Wiener at Catholic HS in Baton Rouge, Louisiana ... Regarded as one of the nation's top fullback prospects ... As a senior, helped Catholic High to a 10-3 record and a trip to the quarterfinals of the Division I state playoffs ... Had 49 carries for 236 yards and two touchdowns, caught 22 passes for 223 yards and two touchdowns ... Named a team captain during his senior season and was an all-district choice ... A key part of Catholic High's success in 2015 as the team posted a 10-3 record and went on a playoff run that led to a Division I state championship ... Member of the 2014 campaign when Catholic High reached the state quarterfinals ... Regarded among the top three fullbacks in the nation by all major recruiting outlets ... Ranked as the No. 22 overall prospect in Louisiana by ESPN and as the No. 34 player in Louisiana by Rivals.com.

**Personal:** Son of Kansas football head coach Les Miles and Kathy Miles.



## JACK MURPHY

#59

**Offensive Line | 6-9 | 275 | SQ | Sophomore**  
Kansas City, Mo. | Rockhurst HS

**2019 (RS-Fr.):** Did not see action.

**2018 (Fr.):** Redshirted his first season at KU.

**High School:** Earned two letters at Rockhurst HS playing for head coach Tony Severino ... Helped the Hawkleys to a 10-3 record his senior season.

**Personal:** Son of John and Kelly Murphy ... Plans to major in marketing.





## EZRA NAYLOR II

#11

**Wide Receiver | 6-4 | 210 | RS | Senior**

Atlanta, Ga. | North Atlanta HS // Kennesaw State // Iowa Central CC

**Iowa Central CC (2018):** Rated a three-star prospect by Rivals.com ... Caught 19 passes for 292 yards and a touchdown ... Had six catches for a season-high 112 yards and a score against College of DuPage ... Played for head coach Jesse Montalto at ICC.

**Kennesaw State (2016-17):** Appeared in all 14 games for the Owls in 2017, making his first-career start on the road against No. 3 Jacksonville State in the second round of the FCS Playoffs ... Finished the season with two receptions for 26 yards ... Had a career-long 20-yard reception against Texas Southern ... Sat out the 2016 season as a redshirt.

**High School:** Prepped at North Atlanta HS in Atlanta ... Earned first team 5A All-Region after totaling 37 catches for 785 yards with five touchdowns ... Recorded a career-best seven catches for 250 yards and two scores against Cambridge HS ... Named the 2016 Coca-Cola Scholar Athlete of the Year ... Played under head coach Jeremy Gainer ... Named the Warriors' Offensive Most Valuable Player ... Also lettered in basketball ... Helped lead NAHS to the 2015 Region 7 basketball title and a runner-up finish in 2016.

**Personal:** Son of Beautii Joseph and Ezra Naylor ... Plans to major in business marketing ... Chose Kansas over offers from Bowling Green and Troy.



## ANDREW PARCHMENT

#4

**Wide Receiver | 6-2 | 180 | 1L | Senior**

Fort Lauderdale, Fla. | Cypress Bay HS // Northern Illinois // Iowa Central CC

**Career Honors:** 2019: Honorable Mention All-Big 12 (WR, Offensive Newcomer); Big 12 Newcomer of the Week (West Virginia).

**2019 (Jr.): Indiana State:** Started at wide receiver in his Jayhawk debut ... Led the Jayhawks in receptions and receiving yards with eight catches and 121 yards receiving, respectively ... **Coastal Carolina:** Recorded three receptions on the night for a total of 14 yards ... **at Boston College:** Connected with quarterback Carter Stanley for two touchdowns in Chestnut Hill ... Hauled in eight catches (tying his KU career best) for an even 100 yards of receiving on the night ... His 37-yard reception was the longest of his Kansas career thus far ... **West Virginia:** Named the Big 12 Conference Newcomer of the Week after his performance against the Mountaineers, the first Jayhawk to be recognized by the league office during the 2019 season ... Led the KU offense with 132 yards on five receptions, including two touchdowns ... Connected with quarterback Carter Stanley in the third quarter for a 75-yard TD reception that brought the Jayhawks within three points of WVU with just over four minutes remaining in the period ... **at TCU:** Caught four passes on the day, totaling 10 yards, with a long reception of eight yards ... **Oklahoma:** Recorded four receptions on the afternoon for a total of 45 yards ... His long catch of the day was a 12-yard gain ... **at Texas:** Hauled in three passes from Jayhawk quarterback Carter Stanley on the night, good for 83 yards ... One of those catches came in the end zone, resulting in a touchdown, his fifth of the season ... **Texas Tech:** Had his fourth 100-plus receiving yard game of the season in KU's 37-34 Homecoming victory ... His seven receptions on the evening amounted to a total of 109 yards through the air from senior quarterback Carter Stanley ... One of those seven receptions was a 70-yard touchdown early in the fourth quarter ... **Kansas State:** Made five receptions for a total of 49 yards in the annual Dillons Sunflower Showdown, with a long reception of 23 yards ... **at Oklahoma State:** Caught five passes for 39 yards through the air against the nationally ranked Cowboys in Stillwater ... **at Iowa State:** Made his 11th-consecutive start at wide receiver for the Jayhawks this season ... Caught a season and career-high-tying eight passes on the afternoon from quarterback Carter Stanley ... Gained 86 total yards on those eight catches, with a long reception of 25 yards ... **Baylor:** With his 11-yard TD reception in the third quarter from QB Manny Miles, recorded his seventh TD reception of the season, moving him into a seven-way tie for eighth place on the list for TD receptions in a season ... Totaled five catches for 43 yards on the afternoon, with a long catch of 11 yards.

**Iowa Central CC (2018):** Rated a three-star according to 247Sports.com, coming in at number 60 overall in their JUCO rankings ... Hauled in 23 catches, good for 227 yards and two touchdowns ... Played for head coach Jesse Montalto at ICC.

**Northern Illinois (2016-17):** Played in nine games during the 2017 season ... Caught one pass for six yards ... Did not see any action in 2016 and redshirted.

**High School:** Recorded 1,700 yards with 12 touchdowns as a versatile offensive player at Cypress Bay HS ... Helped team tally 23 points per game in his senior season ... Rated as the No. 46 prospect in the Miami Herald's Broward recruit rankings.

**Personal:** Son of Lauriann and Andrew Parchment ... Plans to major in sociology ... Chose Kansas over offers from UNLV, Ball State and Hawaii.



## STEVEN PARKER

#14

**Linebacker | 6-4 | 225 | RS | RS-Freshman**

Dallas, Texas | South Oak Cliff HS

**2019 (Fr.): at Boston College:** Made his Jayhawk debut in Chestnut Hill ... Assisted on one tackle to make his way onto the stat sheet ... **at TCU:** Saw playing time, but did not record any statistics in Fort Worth ... **Oklahoma:** Made a solo tackle against the Sooners, as well as causing one quarterback hurry, both of which were season/career highs for the freshman ... **Baylor:** Played against the nationally ranked Bears, but did not record any statistics in his fourth game of the season for KU.

**High School:** Earned a four star rating by 247Sports.com and Rivals.com ranking in the top 400 ... Rated top 20 at his position in the country ... Played for head coach Jason Todd at South Oak Cliff HS ... Totaled 100 tackles, including 20 sacks and 26 tackles-for-loss ... Helped lead South Oak Cliff to a 11-1 record ... Earned Texas 6-5A Player of the Year and District 5-A Defensive Player of the Year honors his senior season ... Rated No. 36 in the *Dallas Morning News* Top 100 rankings ... Earned District 11-5A Defensive MVP honors as a junior.

**Personal:** Son of Die Anie Blythe and Dyaniece Taylor ... Currently undecided on a major ... Chose Kansas over offers from Nebraska, UCLA, Texas Tech, Arkansas, Baylor, Houston, Indiana, Iowa, Purdue and TCU.



## JACK PARKS

#84

**Tight End | 6-5 | 237 | SQ | Sophomore**

Olathe, Kan. | Olathe Northwest HS

**Career Honors:** 2019: Big 12 Commissioner's Honor Roll and Athletic Director's Honor Roll (spring).

**2019 (RS-Fr.):** Did not see action.

**2018 (Fr.):** Redshirted his first season at KU.

**High School:** Picked up three letters in football at Olathe Northwest HS, playing under head coach Chip Sherman ... Earned First Team All-Sunflower League honors in 2017 ... Named Honorable Mention all-state as a senior ... Also lettered in basketball at ONWHS ... Earned a spot on the Principal's Honor Roll all four years.

**Personal:** Son of Neli and Mark Parks ... Has one brother, Andrew Mermer, and one sister, Katie Parks ... Father, Mark, played football at KU ... Mother, Neli, played volleyball at New Mexico ... Majoring in finance.



ANDREW PARCHMENT



## GAVIN POTTER

**Linebacker | 6-2 | 215 | 1L | Sophomore**  
Broken Arrow, Okla. | Broken Arrow HS

#19

**Career Honors:** 2019: Honorable Mention All-Big 12.

**2019 (Fr.): Indiana State:** Saw playing time but did not record any stats ... **Coastal Carolina:** Saw playing time vs. the Chanticleers ... Did not record any stats ... **at Boston College:** Tallied five total tackles (three solo, two assisted) for the Jayhawks in Chestnut Hill ... Also recorded one quarterback hurry ... Both statistics were career bests ... **West Virginia:** Made two solo tackles against the Mountaineers ... Recorded his first tackle-for-loss (TFL) as a Jayhawk for a WVU loss of one yard ... **at TCU:** Made his first start as a Jayhawk, at the linebacker position ... Led the team defensively with 11 total tackles (nine solo, two assisted) ... **Oklahoma:** Started his second-straight game at linebacker against the Sooners ... Tallied one assisted tackle on the afternoon ... **at Texas:** Set a new career high in sacks, accumulating 1.5 on the night, for a loss of 14 yards ... Led the team in tackles for the second time this season with his nine total (six solo, three assisted) ... Tallied 2.5 TFLs for 16 yards against the Longhorns, a new season and career best ... Also credited with hurrying the quarterback once, which also matched his best ... **Texas Tech:** Co-leader for the Jayhawk defense with seven total tackles (six solo, one assisted) in the 37-34 Homecoming victory ... Broke up the first pass of his season and KU career against the Red Raiders ... **Kansas State:** Tallied five total tackles (four solo, one assisted) in the annual Dillons Sunflower Showdown ... Matched his season/career high with a quarterback hurry against the Wildcats as well ... **at Oklahoma State:** Made his 10th appearance of the season for the Jayhawks in Stillwater, where he made one solo tackle and assisted on three for a total of four on the afternoon ... **at Iowa State:** Set a new season and career high in quarterback hurries with two in Ames ... Also assisted on six tackles against the Cyclones ... **Baylor:** Helped lead the Jayhawks' defensive effort against the nationally ranked Bears by making six solo tackles on the day, tied for the most by a KU defender with Kyron Johnson.

**High School:** Earned a three-star rating from 247Sports.com and Rivals.com ... Helped lead Broken Arrow HS to a 6A state championship with a perfect 13-0 record in 2018 ... Played under head coach David Alexander at Broken Arrow HS ... Named a finalist for Oklahoma Defensive Player of the Year by the *Tulsa World* ... Earned All-State First Team honors from *The Oklahoman* and *USA Today* at linebacker, after playing on offense until his senior season ... Recorded 92 total tackles with two sacks including 52 solos and 40 assists his senior season ... He also added 23 tackles-for-loss, three fumble recoveries, two blocked kicks and an interception ... Also a standout wrestler, having two state titles to his name.

**Personal:** Son of Wes Ontiveros and Angie Potter ... Plans to major in marketing ... Chose Kansas over offers from Kansas State, Incarnate Word and Kent State.



## JORDAN PRESTON

**Quarterback | 5-10 | 215 | RS | RS-Freshman**  
Lawrence, Kan. | Mill Valley HS

#13



## DRUE PROX

**Linebacker | 6-1 | 215 | 2L | Senior**  
Kaufman, Texas | Kaufman HS

#40

**Career Honors:** 2016: KU's Scout Team Defensive Player of the Week (Oklahoma State).

**2019 (Jr.): Indiana State:** Started at linebacker in the season opener ... Led the Jayhawks in tackles with nine, including one sack and one tackle-for-loss ... **Coastal Carolina:** Started at linebacker vs. the Chanticleers ... Led the Jayhawks' defensive effort with a career-high 11 tackles (10 solo, one assisted) and one tackle-for-loss ... His 20 total tackles on the season lead the KU team and have him tied for fourth in the Big 12 Conference with 10.0 tackles per game ... **at Boston College:** Recorded double-digit tackles (10) for the third-straight game, leading the Jayhawk defense again ... Also forced one Eagles' fumble ... **West Virginia:** Named a captain for Kansas' Big 12 season opener after his performance at Boston College the week prior ... One of three Jayhawks to record nine tackles against the Mountaineers to lead KU's defensive effort ... Matched his career highs with 1.0 sack and 1.0 TFL that resulted in a loss of 10 yards for the visitors.

**2018 (So.):** Played in all 12 games on special teams and at linebacker ... **Rutgers:** Recorded a season-high three stops ... **TCU:** Credited with one tackle.

**2017 (RS-Fr.):** Saw action in seven games at linebacker ... Also saw action on special teams ... Credited with 12 total tackles on the season ... Also had 0.5 TFL ... **at Ohio:** Recorded two tackles and added 0.5 TFL ... **West Virginia:** Had four total tackles ... **Texas Tech:** Tallied four tackles, including three solos ... **at Oklahoma State:** Recorded two tackles against the Cowboys.

**2016 (Fr.):** Did not see any game action and redshirted.

**High School:** Lettered two years at Kaufman HS ... Earned all-state honors playing linebacker in 2015 ... Picked up district MVP honors as a senior ... Ranked in the top-five running backs in Texas Class 4A ... Helped lead KHS to the third round of the playoffs in 2015 ... Named district Defensive MVP as a junior in 2014 ... Earned four letters in track & field ... Participated in the Texas State Track Meet in the 400 meters in 2013.

**Personal:** Son of Aime Hadnot and Brian Hadnot ... Has five brothers: Gary Young, Dawson Hadnot, Dre Prox, Carter Hadnot and Carson Hadnot ... Majoring in American studies with a minor in sociology.



GAVIN POTTER





## STEPHON ROBINSON JR.

#5

**Wide Receiver | 5-10 | 180 | 2L | Senior**

Los Angeles, Calif. | Narbonne HS // El Camino CC

**Career Honors:** **2019:** Paul Hornung Award Weekly Honor Roll (Texas Tech). **2018:** All-Big 12 Honorable Mention (ONOTY); Big 12 Commissioner's Honor Roll and Athletic Director's Honor Roll (spring).

**2019 (Jr.): Indiana State:** Brought in one reception for 14 yards in the season opener ... **Coastal Carolina:** Led the Jayhawks' receiving corps with four catches for a total of 45 yards vs. the Chanticleers ... **at Boston College:** Caught two passes for a total of 31 yards, with his long reception of the night being 27 yards ... **West Virginia:** On the receiving end of five of quarterback Carter Stanley's completions on the day ... Compiled 48 yards on those five catches, with a long of 14 yards ... **at TCU:** Made his fifth-straight start of the season at wide receiver for the Jayhawks ... Did not record any stats against the Horned Frogs ... **Oklahoma:** Had a career day against the nationally ranked Sooners, recording new Kansas highs in receptions (five), receiving yards (131) and a long reception of 39 yards ... Connected with quarterback Carter Stanley for two touchdowns, both in the fourth quarter, another career best ... **at Texas:** Set numerous new season and career highs on his birthday against the Longhorns ... Made his first-career rush, good for a gain of two yards, in the first quarter ... Caught a career-high seven passes, accumulating 67 yards of offense for the Jayhawks ... Two of those catches were in the end zone, tying his career high for receiving touchdowns in a game with two ... Long reception of the night was good for 22 yards ... **Texas Tech:** Had a breakout day at wide receiver for the Jayhawks, helping lead the team to a 37-34 Homecoming victory and breaking the majority of his KU-career-game highs in the process ... Tallied a season and career high with 294 all-purpose yards (five rushing, 186 receiving, 103 on kick returns) ... Caught a total of six passes from quarterback Carter Stanley on the evening, setting new season and career highs in yards (186), touchdown receptions (2) and a long catch of 65 yards ... His 103 yards came off of four kickoff returns, with a long return of 30 yards ... Rushed the ball once for a gain of five yards, a new career long ... **Kansas State:** Gained 62 yards through the air on four receptions, with a long of 33 yards ... Accumulated 62 yards on three kickoff returns against the Wildcats, with a long return of 24 yards ... Totaled 124 all-purpose yards on the day in the annual Dillons Sunflower Showdown ... **at Oklahoma State:** Hauled in his seventh touchdown pass of the season in Stillwater, which moved him into a tie for eighth in KU history in receiving touchdowns in a season ... His seven touchdown receptions are the most by a Jayhawk since Steven Sims Jr., also hauled in seven receiving touchdowns ... His TD catch was one of six receptions on the day, good for a total of 68 yards gained through the air ... Returned two kickoffs for 36 yards, with a long return of 24, to bring his all-purpose yard total for the game to 104 ... **at Iowa State:** Earned his 10th start at wide receiver in KU's 11 games in Ames ... Accumulated 75 yards receiving on five catches from quarterback Carter Stanley ... His long reception of the day was 40 yards, which was also good for a touchdown, in the fourth quarter of play ... That Stanley to Robinson connection was Robinson's eighth TD reception of the season, which is tied for fourth most in a KU season ... Carried the ball one time for the Jayhawks for six yards, which was a new season and KU-career high in rushing yards ... **Baylor:** Assisted on a tackle against the Bears, the first of his season and KU career ... One of the players of a seven-way tie for eighth place on the list for TD receptions in a season with seven ... Fellow junior WR Andrew Parchment is also among those tied for eighth place on the records list ... The last time two KU wide receivers caught a combined 15 touchdown passes came in 2009.

**2018 (So.):** Played in all 12 games, starting 10 at wide receiver ... Recorded 28 receptions for 330 yards and a touchdown ... Averaged 11.8 yards per reception ... **Nicholls:** Opened his KU career with four receptions for 43 yards ... Also blocked a punt on special teams ... **Rutgers:** Recorded one reception for 16 yards ... **at Baylor:** Reeled in three passes for 39 yards ... **at West Virginia:** Caught four passes for 36 yards ... **at Texas Tech:** Caught two balls for 31 yards and a touchdown ... **TCU:** Hauled in four balls for 59 yards ... **Iowa State:** Caught four passes for 52 yards ... **Texas:** Recorded three receptions for 32 yards.

**2017 (Fr. at El Camino CC):** Rated a three-star prospect according to Rivals.com ... Played in 11 games for El Camino CC and led the team in receiving with 62 receptions for 1,274 yards ... Recorded eight touchdown receptions ... Averaged 115.8 receiving yards per game ... Had seven 100-yard receiving games ... Longest reception was 81 yards against Long Beach City College ... Recorded five kick returns for 46 yards ... Became the all-time single-season receiving record holder for ECCC by eclipsing Marcel Reese's 2005 season when he totaled 49 catches for 1,128 yards.

**High School:** Played two years on varsity for Narbonne HS under head coach Manuel Douglas ... Had 65 receptions for 1,304 receiving yards and 17 touchdowns as senior ... Named First Team All-City and All-Marine League as a senior ... Helped lead the Gauchos to a Division 1A state championship in 2015 ... A member of the honor roll all four years at NHS.

**Personal:** Son of Cheryl Duncan and Stephon Robinson ... Has three brothers: Chauncey Stevens, James Williams and Brandon Smith ... Undecided on a major ... Chose Kansas over Hawaii and Middle Tennessee.



STEPHON ROBINSON JR.



## JALAN ROBINSON

#64

**Offensive Line | 6-4 | 300 | SQ | Sophomore**

Lawrence, Kan. | Free State HS

**2019 (RS-Fr.):** Did not see action.

**2018 (Fr.):** Redshirted his first season at KU.

**High School:** Earned a total of six letters at Free State HS playing football, basketball and baseball ... Played football under head coach Bob Lisher ... Helped lead the Firebirds to two conference titles and three district championships ... Guided FSHS to an undefeated regular season in 2017 ... Picked up First Team All-State honors and First Team All-Sunflower League honors as a senior.

**Personal:** Son of Shaye Downing ... Undecided on a major ... Fellow Free State alums on the Jayhawk roster include Jay Dineen and Spencer Roe.



## JEREME ROBINSON

#90

**Defensive Line | 6-3 | 265 | HS | Freshman**

Montgomery, Ala. | Carver HS

**High School:** Rated a three-star prospect by 247Sports.com ... Helped lead Carver HS to an 8-3 mark in 2018 ... Played for head coach James Thompson at Carver HS ... Also lettered in basketball at Carver, helping lead the Wolverines to the Alabama Class 6A state title in 2018.

**Personal:** Son of Adrienne Fowler ... Currently undecided on a major ... Chose Kansas over offers from UAB, Bowling Green and UL Monroe.



## SPENCER ROE

#33

**Fullback | 6-3 | 255 | 1L | Sophomore**  
Lawrence, Kan. | Free State HS

**Career Honors:** 2019: Big 12 Commissioner's Honor Roll and Athletic Director's Honor Roll (spring).

**2019 (RS-Fr.):** Saw playing time in nine of the Jayhawks' 12 games of the season ... **at Iowa State:** Caught a two-yard reception in the third quarter from quarterback Carter Stanley, which marked the first catch of his KU career, as well as his first touchdown reception as a Jayhawk.

**2018 (Fr.):** Redshirted his first season at KU.

**High School:** Earned a total of eight letters at Free State HS playing football, basketball and baseball ... Played football under head coach Bob Lisher ... Helped lead the Firebirds to two conference titles and three district championships ... Guided FSHS to an undefeated regular season in 2017 ... Picked up First Team All-State honors and First Team All-Sunflower League honors as a senior ... Named to the All-Simone Team in 2017 ... Earned a spot on the honor roll all four years at Free State HS.

**Personal:** Son of Shelly and Anthony Roe ... Majoring in pre-sport management ... Fellow Free State alums Jalan Robinson and Jay Dineen are also on the Jayhawk roster this season.



## COOPER ROOT

#30

**Linebacker | 6-3 | 236 | 2L | Junior**  
Wichita, Kan. | Wichita Collegiate HS

**Career Honors:** 2019: Big 12 Commissioner's Honor Roll and Athletic Director's Honor Roll (spring). 2018: Big 12 Commissioner's Honor Roll and Athletic Director's Honor Roll (spring). 2017: Big 12 Commissioner's Honor Roll and Athletic Director's Honor Roll (fall) ... Earned a perfect 4.0 during the fall semester.

**2019 (RS-So.):** **West Virginia:** Made his Kansas debut ... Recorded two tackles (one solo, one assisted) against the Mountaineers ... **at TCU:** Saw playing time in Fort Worth, but did not record any statistics ... **Oklahoma:** Played for the third time this season, but did not record any stats on the afternoon against the Sooners ... **at Texas:** Made his fourth-straight appearance for the Jayhawks this season ... Did not record any stats on the night ... **at Oklahoma State:** Returned to the field in Stillwater for the Jayhawks, his fifth time donning the Crimson and Blue this season.

**2018 (RS-Fr.):** Did not see any game action.

**2017 (Fr.):** Redshirted his first season at Kansas.

**High School:** Prepped under head coach Mike Gehrer at Wichita Collegiate HS (Kan.) ... Twice named Kansas Class 4A Division II First Team All-State by the *Topeka Capital-Journal* in 2015-16 ... Led the Spartans with 77 tackles his senior season ... Earned three-straight Second Team All-Ark Valley Chisolm Trail League tight end selections ... Helped the Spartans to four-straight district championships and three-consecutive regional championships ... Also lettered in baseball and basketball ... Member of the High Honor Roll all four years and a cum laude society inductee.

**Personal:** Son of Scott and Anne Root ... Has two siblings, Landon and Addison ... Addison is a member of the Providence University volleyball team ... Cousin, Kyle Wilson, was an all-conference basketball player at Wichita State in the mid-2000s ... Grandfather, John H. "Junior" Born, was a starting basketball guard at Tulsa from 1954-57 ... Majoring in biology.



## CALEB SAMPSON

#98


**Defensive Line | 6-3 | 280 | 1L | Junior**  
Saint Rose, La. | Northlake Christian HS // Coahoma CC

**2019 (So.):** Saw playing time in each of the first two games of the season (**Indiana State** and **Coastal Carolina**) but did not record any statistics ... **at Boston College:** Made two tackles for the Jayhawks, a new career high in his first season at Kansas ... **West Virginia:** Made his first sack (and tackle-for-loss) as a Jayhawk, good for a WVU loss of seven yards ... Tallied one solo tackle on the day ... **at TCU:** His 1.0 sack resulted in an 11-yard loss for the Horned Frogs ... His sack and TFL totals (1.0 each) tied his KU career bests ... Also made one solo tackle on the day ... **Oklahoma:** Saw playing time against the nationally ranked Sooners, but did not record any statistics on the afternoon ... **at Texas:** In the starting lineup at defensive tackle for the first time in his Kansas career ... Tallied four total tackles against the Longhorns (three solo, one assisted), also a new KU-career best ... Broke up one Texas pass on the night, again marking another season and KU-career best in Austin ... **Texas Tech:** Started for the second-consecutive game in KU's Homecoming win over the Red Raiders ... **Kansas State:** Logged one solo tackle in the annual Dillons Sunflower Showdown ... **at Oklahoma State:** Made his fourth-straight start on defense for KU in Stillwater, again making a single solo tackle on the day ... **at Iowa State:** In the starting lineup at defensive tackle for the Jayhawks in his fifth-consecutive game ... Tied his season and KU-career high with one Cyclone pass breakup ... Also assisted on one tackle in Ames ... **Baylor:** Made his sixth start of the season for KU at defensive end, while playing in all 12 games ... Had one solo stop in the contest against the nationally ranked Bears.

**2018 (Fr. at Coahoma CC):** Played in eight games with Coahoma CC recording 28 total tackles with 2.5 sacks ... Also posted 5.5 tackles-for-loss and a fumble recovery ... Earned Mississippi Association of Community and Junior Colleges (MACJC) All-State North Second Team honors ... Played for head coach Steve Miller at Coahoma.

**High School:** Earned a three-star rating from 247Sports.com ... Played under head coach Anthony Agresta at Northlake Christian HS ... Had 31 tackles in the trenches for the Wolverines as a senior in 2016, including 2.5 quarterback sacks on the season ... As a junior, turned in similar numbers, amassing 30 stops and 2.5 sacks, with one interception.

**Personal:** Son of Lasandra Sampson ... Plans to major in business ... Chose Kansas over offers from Houston, Western Kentucky, UTEP, UTSA and South Alabama.



## SAM SCHROEDER

#46

**Fullback | 6-0 | 250 | 1L | Junior**  
Wichita, Kan. | Trinity Academy

**Career Honors:** 2019: Big 12 Commissioner's Honor Roll and Athletic Director's Honor Roll (spring). 2018: Big 12 Commissioner's Honor Roll and Athletic Director's Honor Roll (spring). 2017: Big 12 Commissioner's Honor Roll and Athletic Director's Honor Roll (fall).

**2019 (RS-So.):** Did not see any game action.

**2018 (RS-Fr.):** Did not see any game action.

**2017 (Fr.):** Redshirted his first season at Kansas.

**High School:** Played for head coach Jared McDaniel at Trinity Academy (Kan.) ... Named honorable mention all-state as a running back in 2015 and as a linebacker in 2016 ... Selected as a First Team All-Central Plains League running back in 2015 ... Earned Second Team All-Central Plains League as a running back and linebacker in 2016 ... Helped the Knights to a 2014 Central Plains League championship ... Totaled 2,167 yards rushing and 22 touchdowns over his prep career ... Also recorded 212 tackles and three interceptions for the Knights.

**Personal:** Son of Mark and Jennifer Schroeder ... Has three sisters: Hannah, Holly and Ruth ... Majoring in exercise science.





## LAWRENCE SHADD III

#36

**Wide Receiver | 6-1 | 195 | RS | RS-Freshman**  
Atlanta, Ga. | McEachern HS



## JAMES SOSINSKI

#82

**Tight End | 6-7 | 260 | 2L | RS-Senior**  
Chandler, Ariz. | Hamilton HS // UMass // South Mountain CC

**Career Honors:** 2017: Big 12 Commissioner's Honor Roll and Athletic Director's Honor Roll (fall).

**2019 (Sr.): Indiana State:** The tight end hauled in two receptions for 25 yards and a touchdown in the season opener ... **Coastal Carolina:** Racked up career highs in receptions (three), receiving yards (36) and a long reception of 20 yards before being forced to leave the game early due to injury ... **at TCU:** Returned to the field for the Jayhawks after sitting out the games at Boston College and against West Virginia due to injury ... Did not record any statistics ... **Oklahoma:** Made one catch, good for a gain of six yards, from quarterback Carter Stanley ... **at Texas:** Did not record any stats in his playing time against the nationally ranked Longhorns, but made his fifth appearance of the season for KU at tight end ... **Texas Tech:** Caught one pass from quarterback Carter Stanley for a gain of five yards in KU's Homecoming victory over the Red Raiders ... **Kansas State:** Played in the annual Dillons Sunflower Showdown, but did not record any stats in the game ... **at Oklahoma State:** Did not play in Stillwater against the nationally ranked Cowboys.

**2018 (Jr.):** Saw the field in four games, but did not record any statistics.

**2017 (So.):** Did not see any game action ... Joined the KU men's basketball team following the football season ... Helped the team win its 14th-straight Big 12 Conference title and earn a trip to the 2018 Final Four.

**2016 (RS-Fr. at South Mountain CC):** Played basketball the spring semester at South Mountain CC in Phoenix, averaging 19.1 points and 12.6 rebounds in 2016-17 ... Did not play football due to injury sustained while at UMass.

**2015 (Fr. at UMass):** Redshirted his first and only season at UMass.

**High School:** An all-state quarterback at Hamilton HS in Chandler, Arizona ... Completed 175-of-274 passes for 2,483 yards and 24 touchdowns as a senior ... Also ran for 172 yards and three touchdowns ... Named MVP of the Great American Rivalry Game against Brophy Prep ... Played for head coach Steve Belles at HHS ... Led Hamilton to the state championship game in football his senior year ... Was also a standout on the basketball team at Hamilton.

**Personal:** Father is James Sosinski ... Has an older sister, Lauren ... Majoring in communications studies with a minor in psychology.



## JACK STALLARD

#51

**Defensive Line | 6-3 | 245 | RS | RS-Freshman**  
Overland Park, Kan. | Blue Valley North HS



## TYLER STOTTLE

#45

**Safety | 6-0 | 180 | RS | RS-Freshman**  
Prairie Village, Kan. | Shawnee Mission East HS

**High School:** Played linebacker at Shawnee Mission East HS under head coach Justin Hoover ... Earned First Team All-Sunflower League honors and First Team All Non-Senior All-State Honors from Sports in Kansas as a junior ... Registered 81 tackles as a junior for the Lancers ... Once again earned First Team All-Sunflower League honors as a senior, being recognized as one of the top linebackers in the state of Kansas ... Was a 2018 All-State and All-Metro Selection ... Tied the state of Kansas record for most interceptions returned (four) in a career.

**Personal:** Son of Jeff and Jennifer Stottle.



## DAJON TERRY

#95

**Defensive Line | 6-4 | 345 | RS | RS-Freshman**  
Meridian, Miss. | Meridian HS

**2019 (Fr.): Indiana State:** Contributed one tackle to the Jayhawks' total of 62 for the game ... **Coastal Carolina:** Made one solo tackle vs. the Chanticleers ... **at Boston College:** Saw playing time, but did not record any statistics.

**High School:** Selected to play in the 2018 Mississippi Association of Coaches Bernard Blackwell All-Star game ... Played for head coach Calvin Hampton at MHS.

**Personal:** Son of Ella and Eddie Terry ... Plans to major in pre-medicine.



## RICKY THOMAS

#3

**Safety | 5-10 | 190 | 2L | Senior**  
New Orleans, La. | Dutchtown HS // Blinn JC

**2019 (Jr.): Indiana State:** Saw playing time but did not record any stats ... **Coastal Carolina:** Recorded three solo tackles, his most this season ... Also matched his career high with one tackle-for-loss ... **at Boston College:** Did not record any statistics in his playing time while in Chestnut Hill ... **West Virginia:** Assisted on one tackle against the Mountaineers ... **at TCU:** Matched his career high in tackles with four in Fort Worth, all of which were solos ... **Oklahoma:** Contributed three tackles (two solo, one assisted) to Kansas' defensive effort against the nationally ranked Sooners ... **at Texas:** Made three tackles against the nationally ranked Longhorns, two solo and one assisted ... **Texas Tech:** Played, but did not record any stats, in KU's Homecoming victory over the Red Raiders, 37-34 ... **Kansas State:** Made two solo tackles against the Wildcats in the annual Dillons Sunflower Showdown ... **at Oklahoma State:** Made his 10th appearance of the season for the Jayhawk defense, but did not record any stats while in Stillwater ... **at Iowa State:** Played in his 11th game of the season on defense for the Jayhawks ... Notched two solo tackles against the Cyclones ... Made his first pass breakup of the season, and his KU career, in Ames ... **Baylor:** Picked off a Bears' pass toward the end of the second quarter of play, his first interception of the 2019 season and second of his KU career ... Also made two solo tackles on Senior Day.

**2018 (So.):** Played in eight games, starting three at safety ... Recorded 11 tackles and one interception ... **Nicholls:** Started at safety in the season-opener ... Credited with one tackle ... **at Central Michigan:** Turned in four total tackles and his first-career interception ... **Rutgers:** Credited with one tackle ... **at Texas Tech:** Totaled two tackles ... **Iowa State:** Totaled two tackles, including a TFL ... **at Oklahoma:** Recorded one tackle.

**Personal:** Son of Glenda Jones and Ricky Thomas Sr. ... Has two brothers: Irvin and Joshua Jones ... Plans to major in business management.



## KYLE THOMPSON

**Punter | 6-4 | 222 | 2L | Senior**  
El Cajon, Calif. | Christian HS

#80

**Career Honors:** **2019:** Honorable Mention All-Big 12; Ray Guy Award Midseason Watch List; Preseason All-Big 12 First Team; Ray Guy Award Preseason Watch List; Preseason All-Big 12 First Team (*Phil Steele Magazine*); Preseason All-Big 12 Second Team (*Athlon*). **2018:** All-Big 12 Second Team (coaches). **2017:** Big 12 Commissioner's Honor Roll and Athletic Director's Honor Roll (spring). **2016:** Big 12 Commissioner's Honor Roll and Athletic Director's Honor Roll (fall).

**2019 (Jr.): Indiana State:** Totaled 147 yards punting on only three attempts, putting him at an average of 49 yards per punt ... **Coastal Carolina:** Punted twice for a total of 99 yards, an average of 49.5 yards per punt, with a long punt of 55 yards vs. the Chanticleers ... Ranks first in the Big 12 Conference in punting after two games played, with his five punts totaling 246 yards, good for an average of 49.2 yards per punt ... Has racked up two punts over 50 yards and has dropped one punt inside of the 20-yard line so far this season ... **at Boston College:** Tallied 137 total yards on three punts for the Jayhawks ... His long punt of the night went for 53 yards, while he averaged 46.3 yards per punt ... **West Virginia:** Punted five times to the Mountaineers, for a total of 191 yards ... Longest punt of the game went for 49 yards ... Averaged 38.2 yards per punt on the day ... **at TCU:** Recorded a new career high in punts with nine in Fort Worth ... His 437 total punt yards were also a career best in a single game ... Averaged 48.6 yards-per-punt on the day, with a long punt of 62 yards ... **Oklahoma:** Tallied 215 total yards on five punts for the Jayhawks ... His long punt of the game went for 61 yards, while he averaged 43.0 yards per punt ... **at Texas:** Punted three times on the night for a total of 115 yards, an average of 38.3 yards per punt ... Two of his three punts landed inside Texas' 20-yard line ... **Texas Tech:** Accumulated 214 total yards on five punts, with a long punt of 56 yards, in KU's Homecoming victory ... **Kansas State:** Had nearly identical stats in the annual Dillons Sunflower Showdown to his previous game ... Against the Wildcats, punted five times for a total of 213 yards, with a long punt of 51 yards ... **at Oklahoma State:** Punted seven times, totaling 299 yards, in Stillwater ... His long punt of the day went for 54 yards and he dropped one punt within the 20-yard line ... **at Iowa State:** Tallied 181 yards on four punts against the Cyclones, good for an afternoon average punt of 45.2 yards ... His long punt of the day was a 52-yarder and he dropped two of his punts within the 20-yard line in Ames ... **Baylor:** His 73-yard punt in the second quarter was his season's best, previously 62 yards at TCU ... The punt against the Bears fell just shy of his KU-career high of 76 yards, set vs. Texas in 2018.



KYLE THOMPSON

**2017 (Rfr.):** Played in two games ... Saw action against Oklahoma and Oklahoma State ... Recorded four punts, averaging 38.6 yards per punt ... Long punt of 40 yards against Oklahoma ... **Oklahoma:** Punted one time for 40 yards, dropping it inside the 20 ... **Oklahoma State:** Punted three times for 107 yards ... Averaged 35.7 yards per punt, with a long of 37 ... Placed one punt inside the 20-yard line.

**2016 (Fr.):** Did not see any game action and redshirted.

**High School:** An accomplished kicker from Christian HS in El Cajon, California ... Helped the Patriots to league and division championships ... Played for head coach Matt Oliver ... Won the Christian High School Coaches' Award in 2016 and 2015 ... Named the Blue Chip Report Kicker of the Year in 2015 ... Awarded the Central CIF Kicker of the Year in 2014.

**Personal:** Son of John and Karri Thompson ... Majoring in political science with a minor in business.



## JACK WERNER

**Offensive Line | 6-2 | 280 | RS | RS-Freshman**  
Cedar Rapids, Iowa | Washington HS

#73



## TAKULVE WILLIAMS

**Wide Receiver | 6-0 | 200 | 2L | Junior**  
New Orleans, La. | St. Augustine HS

#16

**2019 (So.): Coastal Carolina:** Saw his first action of the season vs. the Chanticleers, but did not record any statistics ... **at Boston College:** Recorded his first tackle of the season in Chestnut Hill ... **West Virginia:** Played against the Mountaineers, but did not record any stats ... **at TCU:** Did not record any statistics in his playing time while in Fort Worth ... **Oklahoma:** Made his fifth appearance of the season for the Jayhawks against the Sooners ... **at Texas:** Hauled in his first catch of the season, good for seven yards, as well the first touchdown of his career, at the 8:38 mark of the second quarter ... That particular scoring drive put Kansas ahead of Texas in Austin for the first time since 1997, 17-14 ... **Texas Tech:** Played in the Jayhawks' Homecoming victory, but did not record any statistics ... **Kansas State:** Did not play in the annual Dillons Sunflower Showdown this season ... **at Oklahoma State:** Hauled in three receptions for a total of 17 yards, with a long catch of 11 yards, all of which set new season career highs ... **at Iowa State:** Played for the 10th time this season, but did not record any stats against the Cyclones while in Ames ... **Baylor:** Did not record any statistics as he made his 11th appearance of the season (missing only the first game of the year vs. **Indiana State**) for the Jayhawks.

**2018 (RS-Fr.):** Played in 10 games ... Recorded five receptions for 39 yards, with a long of 15 ... **at Central Michigan:** Recorded his first-career reception for 10 yards ... **Rutgers:** Caught one pass for 11 yards ... **Iowa State:** Hauled in a career-long 15-yard reception.

**2017 (Fr.):** Redshirted his first season at Kansas.

**High School:** Rated a three-star prospect by ESPN.com and 247Sports ... Earned two-star recognition from Rivals ... Recognized on the NOLA All-Metro team as a return specialist ... Took two kickoffs and two punts back for touchdowns ... Averaged 25.8 return yards on punts ... Named the New Orleans Male Athlete of the Week by the *New Orleans Times-Picayune* after returning a punt 90 yards for a touchdown and a kickoff 98 yards for a score against Brother Martin.

**Personal:** Son of Takulve Williams and Hyatta Droughn ... Has two siblings, Terrell and Takeila ... Undecided on a major.





## NICK WILLIAMS

#70

**Offensive Line | 6-8 | 290 | SQ | Sophomore**  
Overland, Mo. | Ritenour HS

**Career Honors:** 2018: Big 12 Commissioner's Honor Roll and Athletic Director's Honor Roll (spring).

**2017 (Fr.):** Redshirted his first season at Kansas.

**High School:** Rated a three-star recruit and the 11th-best prospect in the state of Missouri by Rivals.com ... Touted as a three-star recruit and the 12th-best player in the state of Missouri according to 247Sports.com ... Played for head coach Hoyt Gregory at Ritenour HS ... Earned second team all-state honors in 2017 ... Also earned three letters in basketball.

**Personal:** Son of Dianne Bell and Rodney Williams ... Plans to major in business management ... Chose Kansas over offers from Central Florida, Illinois and Minnesota.



## POOKA WILLIAMS JR.

#1

**Running Back | 5-10 | 170 | 2L | Junior**  
New Orleans, La. | Hahnville HS

**Career Honors:** 2019: All-Big 12 First Team (AP); All-Big 12 First Team; Preseason All-Big 12 First Team (*Athlon*). 2018: Freshman All-America all purpose (FWAA, The Athletic); All-America Second Team all-purpose (FWAA); Big 12 Offensive Freshman of the Year (coaches); All-Big 12 First Team running back (coaches); All-Big 12 First Team all purpose (coaches, AP); Big 12 Newcomer of the Year (AP); All-Big 12 Second Team running back (AP); Big 12 Newcomer of the Week (Nov. 19); Big 12 Newcomer of the Week (Oct. 29); Paul Hornung Award Honor Roll (Oct. 29); Midseason True Freshman of the Year by The Athletic; ESPN Midseason Freshman All-American; Big 12 Co-Newcomer of the Week (Oct. 1); ESPN True Freshman of the Week (Sept. 10); Big 12 Newcomer of the Week (Sept. 10).

**2019 (So.): Coastal Carolina:** Made his season debut against the Chanticleers ... Carried the ball a career-high 22 times for a total of 99 yards ... Also caught two passes from quarterback Carter Stanley for 10 yards total, with a long catch of seven yards ... **at Boston College:** Matched his career high with 22 carries in Chestnut Hill ... Gained a total of 121 yards on the night, the fifth 100+ yard game of his Kansas career ... Also caught a pair of passes for two yards ... **West Virginia:** Led the Jayhawks on the ground, carrying the ball 15 times for a net gain of 76 yards ... **at TCU:** Made his first receiving touchdown of the season when connecting with quarterback Carter Stanley for a 25-yard catch late in the fourth quarter ... On the day, hauled in three catches for a total of 33 yards ... Also carried the ball eight times for a net gain of 12 yards ... **Oklahoma:** Gained 137 net yards on the ground with a new career-high 23 carries for the Crimson and Blue ... His long rush was good for 36 yards and he averaged 6.0 yards per carry on the afternoon ... Also caught five passes for a total of 20 yards ... Led the Jayhawks in all-purpose yards against the Sooners with 157 ... **at Texas:** Broke off a season-long 65-yard rush in the first quarter ... Ran to his seventh-career 100-yard rushing game ... Set a new season high with 190 yards rushing on a new career-high 25 carries ... His 190 yards on the ground moved him into the top-20 in career rushing yards at Kansas, as he now sits in 16th place on the all-time list with 1,760 yards, a mere two yards behind Arnold Snell's 1,762 for 15th place, surpassing Delvin Williams, Donnie Shanklin, Tony Pierson, Nolan Cromwell and Khalil Herbert in the process ... **Texas Tech:** Ran the ball 21 times for a net of 69 yards on the ground in KU's Homecoming victory ... Also caught two passes from quarterback Carter Stanley for 24 total yards, with a long catch of 14 yards on the night ... **Kansas State:** Accumulated 61 yards on 14 carries against the Wildcats ... Also caught one pass, good for a gain of 17 yards ... **at Oklahoma State:** His 26 net yards on a dozen carries moved him into 13th place on Kansas' career rushing yards list with 1,916 total ... He bypassed Charlie Hoag, who ran for 1,914 yards in his Jayhawk career from 1950-52 ... Caught one pass for six yards ... Recorded two solo tackles against the Cowboys in Stillwater ... **at Iowa State:** Surpassed the 2,000-yard mark for his KU career with a 48-yard gain in the second quarter, which made him the first KU football player to 2,000 career rushing yards in his first two seasons since Gale Sayers (1962-63) ... For the afternoon, carried the ball 19 times for a total of 154 yards, which brought his career total as a Jayhawk to 2,070 yards with the game next Saturday against Baylor (Nov. 30) left to be played this season ... Williams' 33-yard carry with 1:36 remaining on the clock in the second quarter of play marked his third 100-plus-yard rushing game of the 2019 season and the eighth of his career, which moved him into a tie for eighth place in number of career-rushing 100-yard games with Jake Sharp (2006-09) ... Through their first two seasons, Williams and Sayers hold similar stat lines, with Williams carrying the football 342 times for 2,070 yards and 10 touchdowns in 21 career games, while Sayers rushed the ball 290 times for 2,042 yards and 14 touchdowns in 20 career games ... Also caught the ball twice for the Jayhawks, accumulating a new season-best in receiving yards with 52 ... His long catch of the day, a 27-yarder from quarterback Carter Stanley, got him into the endzone, which broke his season high in longest reception of the year and tied his season best for receiving TDs in a game ... **Baylor:** Carried the ball 21 times for 116 yards against the Bears ... Accomplished a feat



POOKA WILLIAMS JR.

that has only been done once before in Kansas football history on Senior Day, as he surpassed the 1,000-yard mark in back-to-back seasons, joining James Sims (2012-13) as the only other Jayhawk to rush for 1,000 or more yards in consecutive seasons and the fourth Jayhawk to break 1,000 or more season rushing yards more than once in their KU career ... Also caught three passes for 27 yards and made one solo tackle in the Jayhawks' season finale.

**2018 (Fr.):** Rushed for a total of 1,125 yards on 161 carries, good for 102.3 yards per game, 7.0 yards per carry and seven rushing touchdowns ... Added 289 yards and two scores on 33 receptions and 246 yards on 11 kick returns to lead the Big 12 and rank sixth in the FBS in all-purpose yards at 150.9 per game ... One of two players in the Big 12 Conference to record a 100-yard rushing game (4) and a 100-yard receiving game (1) joining TCU's Jalen Reagor ... Also one of only two players in the league to score a touchdown by way of passing, rushing and receiving in 2018 joining Texas' Lil' Jordan Humphrey ... One of just three true freshmen in Big 12 history to accomplish the feat ... His 1,125 rushing yards tied him for eighth place in KU's single-season history books, ranking him second among Jayhawk freshmen on that list ... His 16.8 yards per carry against Oklahoma was both a Big 12 Conference and Kansas record for a game with a minimum of 15 carries ... His 1,660 all-purpose yards rank third on KU's single-season list ... Tabbed the Big 12 Conference's Newcomer of the Week on four occasions during the 2018 season ... One of just two Jayhawk running backs to be tabbed All-Big 12 First Team, joining Jon Cornish (2006) ... Also one of just two Kansas returners to earn All-Big 12 First Team accolades, joining Charles Gordon (2005) ... **at Central Michigan:** Made his collegiate debut with a start at running back ... Ran for 125 yards and two touchdowns on 14 carries ... Also caught one pass for eight yards ... Named Big 12 Newcomer of the Week for his efforts ... **Rutgers:** Became the first freshman in KU history to open their career with back-to-back

100-yard rushing games after collecting 158 yards and one TD on 18 carries against the Scarlet Knights ... Recorded a then-career-long 52-yard scoring run ... Added one reception for five yards ... **at Baylor:** Ran for 89 yards, including a career-long rush of 72 yards ... Caught one pass for five yards ... **Oklahoma State:** Rushed for 97 yards and a score on 17 carries ... His touchdown run of 60 yards marked his longest scoring rush of his career ... Recorded six receptions for 60 yards ... **at West Virginia:** Carried the ball 12 times for 65 yards ... Caught three passes for 16 yards ... **at Texas Tech:** Rushed for 81 yards and caught three balls for 26 yards ... **TCU:** Scored two touchdowns off 102 yards receiving on seven receptions ... Rushed for 33 yards ... **Iowa State:** Ran the ball 17 times for 58 yards ... Reeled in six receptions for 42 yards ... **at Kansas State:** Ran the ball 14 times for 59 yards in his first Dillons Sunflower Showdown ... **at Oklahoma:** Earned Big 12 Newcomer of the Week after rushing for 252 yards and two touchdowns, a KU freshman record and sixth all-time in Kansas football history ... Had 18 yards receiving on three receptions ... Threw his first pass of the season, completing a nine-yard touchdown to Jeremiah Booker ... **Texas:** Rushed for 113 yards on 10 attempts to complete a record-setting freshman season.

**High School:** Touted as a four-star recruit and the 15th-best player in the state of Louisiana according to ESPN.com ... Rated a three-star recruit, the 11th-best all-purpose back in the country and the 16th-rated player in the state of Louisiana by Rivals.com ... Also a three-star player according to 247Sports.com ... Played for head coach Dominic Saltaformaggio at Hahnville HS ... Led HHS to the Louisiana Class 5A state title game in 2017, rushing for 210 yards and a touchdown, against Zachary HS ... Registered 3,118 rushing yards with 37 touchdowns as a senior ... Collected nearly 1,400 yards and 14 scores in Hahnville's five-game playoff run ... Selected as the Louisiana Farm Bureau Insurance/Louisiana Sports Writers Association Mr. Football for the 2017 season ... Named New Orleans Metro Player of the Year by the Greater New Orleans Sports Foundation Quarterback Club ... Earned a spot on the *New Orleans Times-Picayune* 2017-18 All-Metro Top-25 Male Athletes of the Year list.

**Personal:** Son of Angelique and Anthony Williams Sr. ... Full name is Anthony Williams Jr. ... Plans to major in sport management ... Chose Kansas over offers from LSU, Mississippi State, Memphis, Nebraska, TCU, UCLA, Tulane and Louisiana Tech.



# 2020 NEWCOMERS



**LAWRENCE  
ARNOLD**

#2

**Wide Receiver | 6-3 | 185 | HS | Freshman**  
DeSoto, Texas | DeSoto HS

**High School:** Rated as a three star recruit by Rivals.com, 247 Sports and ESPN ... The No. 43 prospect out of the Lone Star State, according to the *Dallas Morning News* ... Ranked as the No. 81 recruit in the state of Texas according to Rivals ... Projected to be a Power-5 starter according to 247Sports.com ... Among the top-100 high school recruits in the state of Texas, according to the *Waco Tribune-Herald* ... In his senior season he recorded 53 receptions for 877 receiving yards, with 15 receiving touchdowns ... Earned first-team all-district honors as a junior ... Earned first-team all-district selection as a sophomore.

**Personal:** Son of Olinda Bates-Cain and Keenan Cain ... Plans to major in business management ... Chose Kansas over offers from Southern Miss, Cal, Northwestern, Kansas State and others.



**GABE  
GARBER**

#5

**Quarterback | 5-11 | 190 | HS | Freshman**  
Sabetha, Kan. | Sabetha HS

**High School:** Was a 10-time letterwinner at Sabetha HS, where he played football under head coach Garrett Michael ... Also played baseball and basketball ... Helped the team to state championships in 2017 and 2018 in football and 2018 and 2019 in baseball ... Tallied 384 tackles, seven interceptions, 52 rushing touchdowns and 23 passing touchdowns, along with 4,800 combined passing and rushing yards in his career ... Rushed for 19 touchdowns and 788 yards while throwing for nine more scores and 1,103 yards passing in 2019 ... Named 3A football player of the year his senior season and was also named the coaches football association top-11 players in all classes ... Baseball 3A player of the year during his sophomore season ... Maintained a .552 batting average during his 2018 baseball season, with 48 hits and 34 RBIs, earning him All-State recognition from multiple media outlets and helping the Bluejays to a 3A state baseball title in just their second season of high school baseball ... Also averaged 18 points per game in basketball.

**Personal:** Son of Scott and Summer Garber ... Has two siblings, Austin and Noah ... Plans to major in kinesiology.



**JACK  
CODWELL**

#6

**Running Back | 6-0 | 215 | HS | Freshman**  
Pearland, Texas | IMG Academy

**High School:** Played under head coach Kevin Wright at IMG Academy in Bradenton, Florida ... Team was the No. 1 team in Florida and No. 5 nationally ... Rushed for over 800 yards in his senior season, compiling nine touchdowns.

**Personal:** Son of John and Wendy Codwell ... Has two siblings, Reid and Austin ... Major is undecided.



**KARON  
PRUNTY**

#9

**Cornerback | 6-1 | 185 | HS | Freshman**  
Portsmouth, Va. | I.C. Norcom HS

**High School:** Rated a three star recruit according to Rivals.com, ESPN and 247 Sports ... Ranked as the No. 30 recruit in the state of Virginia, according to ESPN and the No. 98 cornerback recruit by 247 Sports ... Played under head coach Robert Jackson at I.C. Norcom HS in Portsmouth, Virginia.

**Personal:** Son of Ronald and Suzette Prunty ... Intended major is sports management ... Chose Kansas over offers from Virginia Tech, Tennessee, Pittsburgh, Richmond, Temple, Charlotte, Liberty and Marshall.



**TRISTAN  
GOLIGHTLY**

#10

**Wide Receiver | 6-4 | 200 | HS | Freshman**  
Mesquite, Texas | Poteet HS

**High School:** Labeled as a three star recruit by Rivals.com ... No. 40 recruit in the SportsDayHS Top 100, as well as No. 40 by the *Dallas Morning News* ... Recorded 43 receptions, with 667 receiving yards and nine touchdowns, in 2019 ... Recorded 1,160 career receiving yards, while averaging 17.1 yards per catch.

**Personal:** Son of Demetra Golightly ... Intends to major in business ... Chose Kansas over offers from Iowa State, Houston, LSU, Georgia Tech and others.



**JOHNQUAI  
LEWIS**

#11

**Cornerback | 6-0 | 185 | HS | Freshman**  
Hialeah, Fla. | Champagnat Catholic HS

**High School:** Labeled a three star recruit by Rivals.com, ESPN and 247 Sports ... Ranked as the No. 95 recruit in the state of Florida, according to Rivals.com ... Played under head coach Hector Clavijo at Champagnat Catholic HS, where they won two State Championships while playing in four-straight title games.

**Personal:** Son of Tiffany Darien and John Lewis ... Plans to major in either sports management or business ... Chose Kansas over offers from Syracuse, UCF, Michigan, Auburn, Louisville, North Carolina, Nebraska, Pittsburgh, West Virginia and Utah, among others.



**RA'MELLO  
DOTSON**

#13

**Cornerback | 6-1 | 170 | HS | Freshman**  
Daytona Beach, Fla. | Mainland HS

**High School:** Rated a three star prospect by ESPN ... Coached by head coach Scott Wilson at Mainland HS ... Collected 46 total tackles and five interceptions as a senior ... Registered 110 return yards on his five picks ... Also tallied five pass breakups in 2019.

**Personal:** Son of Chenette Lord and Meiko Dotson ... Brother, Meiko Dotson Jr., played at Garden City CC and is currently on the team at Florida Atlantic where he led the FBS in interceptions in 2019 with nine ... Undecided on a major.



## JALON DANIELS

#17

**Quarterback | 6-0 | 200 | HS | Freshman**  
Lawndale, Calif. | Lawndale HS

**High School:** Labeled a three star recruit by ESPN and 247 Sports ... Played under head coach Travis Clark at Lawndale HS in Lawndale, California ... As a junior, he competed 136-of-237 passes for 2,351 yards and 26 touchdowns, while also rushing for 940 yards and 10 touchdowns on 96 attempts ... Helped Lawndale to a 14-2 record in 2018.

**Personal:** Son of Starkey and Tyrone Daniels ... Plans to major in computer engineering ... Chose Kansas over offers from Middle Tennessee, Army, Louisiana-Lafayette, Air Force and more.



## JORDAN BROWN

#18

**Wide Receiver | 5-11 | 180 | HS | Freshman**  
Grand Prairie, Texas | DeSoto HS

**High School:** Played football at DeSoto HS under head coach Claude Mathis, where he played on the same team as KU teammate, Lawrence Arnold ... The Eagles won the 6A State Championship in 2016 ... Named second-team all-district selection both as a slot receiver and return man.

**Personal:** Son of Ireshia Brown ... Has three siblings ... Plans to major in sports management.



## DONOVAN GAINES

#20

**Cornerback | 5-10 | 175 | HS | Freshman**  
Moore, Okla. | Southmoore HS

**High School:** Played at Southmoore HS under head coach Jeremy Stark ... Also played on the school's baseball team ... Named to the All-State first team on defense in 2019 ... Cousin, Daniel Hishaw Jr., also plays for the Jayhawks.

**Personal:** Son of David and Shiral Gaines ... Has two siblings, David and Mya ... Plans to major in architecture.



## DANIEL HISHAW JR.

#20

**Running Back | 5-10 | 200 | HS | Freshman**  
Moore, Okla. | Moore HS

**High School:** Rated as a three star recruit by Rivals.com, 247 Sports and ESPN ... Ranked No. 25 in the state of Oklahoma, according to 247 Sports ... Played in 36 games for Moore HS for head coach Brad Hill, where he rushed for 1,099 yards in his senior season ... Recorded 2,544 career rushing yards and 45 touchdowns ... Averaged 91.6 yards per game and 6.4 yards per carry his senior year ... Named the overall or offensive player of the game six games in a row in 2019 ... Earned Most Valuable Player of District 6A-1-2 in 2019.

**Personal:** Son of Toddrick and Shirley Noel ... Has three siblings: one brother, Jawaun; and two sisters, Tiara and Brooklyn ... Has yet to decide upon a major ... His cousin, Donovan Gaines, also plays for the Jayhawks ... Chose Kansas over offers from Eastern Michigan, Nevada, North Texas, Southern Miss and others.



## DUECE MAYBERRY

#22

**Cornerback | 6-0 | 185 | HS | Freshman**  
Tulsa, Okla. | Owasso HS

**High School:** Rated a three star prospect by Rivals, 247 Sports and ESPN ... The No. 6-rated player in the state of Oklahoma, according to Rivals ... The No. 2-ranked cornerback in the state of Oklahoma, according to Max Preps ... Played for Bill Blankenship at Owasso HS, where he helped lead the Rams to a 13-0 record in 2019, including winning the Oklahoma 6A-1 State Championship ... Recorded 25 tackles, eight pass breakups, one interception and one sack as a senior ... Finished his high school career with 13 total interceptions ... Captured two state titles during his last three seasons at Owasso HS ... Also lettered in track & field, where he earned the Fastest Sprinter Award for OHS.

**Personal:** Full name is Delbert Mayberry Jr., ... Son of Delbert Sr., and Leslie Mayberry ... Older brother, Kyle, is a senior cornerback for the Jayhawks ... Plans to major in sports communications ... Chose Kansas over Tulane.



## ALONSO PERSON

#23

**Linebacker | 6-3 | 200 | HS | Freshman**  
Harbor City, Calif. | Narbonne HS

**High School:** Labeled a three star recruit by Rivals, ESPN and 247 Sports ... Ranked as the No. 89 player in the state of California and the No. 100 outside linebacker in the country, according to ESPN ... Played outside linebacker at Narbonne HS in Harbor City, California, under head coach Manuel Douglas ... Recorded 27 solo tackles and 44 total tackles in his senior season ... Picked up one sack and two interceptions in 2019.

**Personal:** Son of Stefany "Nikki" Lovette ... Plans to double major in business and communications ... Chose Kansas over offers from Arizona, Arizona State, Illinois, Oregon and others.



## AMAURI PESECK-HICKSON

#23

**Running Back | 6-0 | 235 | HS | Freshman**  
Olathe, Kan. | Blue Valley North HS

**High School:** Rated a three-star athlete by 247Sports.com, Rivals.com and ESPN.com ... Played for head coach Andy Sims at Blue Valley North HS ... Versatile offensive player, rushing for 923 yards with eight touchdowns, while catching 14 touchdowns for 812 yards.

**Personal:** Son of Alison Hickson and Shermaine Hickson ... Plans to major in sports management ... Chose Kansas over offers from Michigan, Iowa State and Kansas State.



## MALIK JOHNSON

#24

**Wide Receiver | 5-9 | 180 | HS | Freshman**  
The Woodlands, Texas | The Woodlands HS

**High School:** Earned a three star ranking from Rivals, ESPN and 247 Sports ... Played two varsity seasons for head coach Jim Japp at The Woodlands HS ... Recorded 418 total yards, averaging 68.8 yards per game as a junior ... Averaged 18.0 yards per catch on 23 receptions.

**Personal:** Son of Xandra and Patrick Johnson ... Has three siblings: brothers, Morece and Jonathan; and a sister, Brittney ... Plans to major in kinesiology or sports management ... Chose Kansas over offers from Memphis, Colorado, Colorado State and others.




**REISS  
VERNON**

**Punter | 6-2 | 190 | HS | Freshman**  
Bixby, Okla. | Bixby HS

**High School:** adidas All-American out of Bixby HS under head coach Loren Montgomery ... Named First Team All-State by the *Tulsa World* and *The Oklahoman* ... District 6A-II-2 Special Teams Player of the Year and First Team All-District ... Three-time Academic All-State selection.

**Personal:** Son of Randa and Rowland Vernon ... Plans to major in accounting ... Chose Kansas over interest from Army, Air Force, Nebraska and Oklahoma State.


**DAVID  
CARTER**

**Cornerback | 6-2 | 175 | TR | Junior**  
Ocean Springs, Miss. | Ocean Springs HS // Mississippi Gulf Coast CC

**Mississippi Gulf Coast CC:** Spent his sophomore seasons at Mississippi Gulf Coast Community College under head coach Jack Wright ... Was part of the 2019 team that won the MACJC national championship.

**Coahoma CC:** Played his freshman campaign at Coahoma Community College under head coach Steven Miller.

**High School:** Played football and track and field at Ocean Springs high school ... Played football under head coach Ryan Ross ... The Greyhounds won the district championship in 2016, while he earned defensive player of the week honors ... As a senior, had 27 tackles, 8 assists, 3 INT and 6 PD ... Also holds the high jump school record in track & field.

**Personal:** Son of Philip and Tomi Carter ... Has six siblings: Philip, Joshua, Caleb, Andrew, John and Jeremiah ... Plans to major in sports management.


**KYLER  
PEARSON**

**Wide Receiver | 5-8 | 170 | HS | Freshman**  
Tulsa, Okla. | Union HS

**High School:** Earned a three star rating from 247sports and ESPN and a two star rating from Rivals... Played two varsity seasons under head coach Aaron Riley ... Rated the No. 30 overall prospect in the state of Oklahoma by Rivals ... Helped Union HS to the Oklahoma Class 6A-I state semifinals as a junior ... Hauled in 57 receptions for 551 yards and 10 touchdowns as a junior ... Caught 40 passes for 421 yards and 4 touchdowns during his sophomore campaign.

**Personal:** Son of Lana and Preston Pearson ... Plans to major in architecture.


**TAIWAN  
BERRYHILL**

**Linebacker | 6-2 | 200 | HS | Freshman**  
New Orleans, La. | St. Augustine HS

**High School:** Rated as a three star recruit by Rivals.com, 247 Sports and ESPN ... Ranked as the No. 39 recruit in the state of Louisiana according to Rivals ... Played under head coach Kenneth Dorsey Jr., at St. Augustine HS ... Started at linebacker as a junior for SAHS, where he recorded 40 total tackles with three sacks and four tackles-for-loss ... Helped St. Augustine into the second round of the Division I playoffs in 2018.

**Personal:** Son of Maria Andrade and Taiwan Berryhill ... Plans to major in business ... Chose Kansas over offers from Arkansas, Colorado State, Indiana, Tennessee and Memphis, among others.

#24


**WILL  
HUGGINS**

**Tight End | 6-7 | 242 | HS | Freshman**  
Lenexa, Kan. | Shawnee Mission South HS

**High School:** Labeled as a three star recruit by Rivals, ESPN and 247 Sports ... Played for Brett Oberzan at Shawnee Mission South HS, where he played tight end and safety and also served as the team's kicker and punter ... Named Class 6A All-State by SportsinKansas ... Took home All-State Second Team honors from MaxPreps ... Earned Class 6A All-State Honorable Mention honors by the *Topeka Capital-Journal* ... Named All-Sunflower League First Team at both tight end and kicker ... Hauled in 26 receptions for 436 yards and three touchdowns as a junior at SMSHS ... Helped lead the Raiders to their best record in more than 30 years in 2018 ... Also lettered in track & field.

**Personal:** Son of Barb and Matt Huggins ... Has three siblings: Jack, Morgan and Tommy ... Plans to major in exercise science ... Chose Kansas over Oklahoma State, among others.


**CLINTON  
ANOKWURU**

**Defensive Line | 6-3 | 235 | HS | Freshman**  
Richmond, Texas | Fort Bend Bush HS

**High School:** Rated a three star recruit by Rivals, 247Sports and ESPN ... Coached by Allen Aldridge at Fort Bend Bush HS ... Recorded 43 tackles, 13.5 tackles-for-loss and three sacks in 2019 ... Also registered four recovered fumbles and one forced fumble as a senior.

**Personal:** Son of Reginald Anokwuru ... Plans to major in business ... Chose Kansas over offers from Texas Tech, Virginia Tech, Washington State, SMU, Navy and others.

#38



**TABOR  
ALLEN**

**Kicker | 6-1 | 185 | HS | Freshman**  
Mansfield, Texas | Mansfield Lakeridge HS

**High School:** Letterwinner in football and soccer at Mansfield Lakeridge HS, where he played under head coach Kirk Thor ... Team was district champion in 2018 ... He connected on 8-of-11 field goals while notching 42 touchbacks on kickoffs in 2019 ... District 7-6A special teams MVP in 2019 ... Also named to Academy All-District all four years and was selected as Academy All-State in 2019 ... Honorable mention All-District in soccer from 2016-18, and academic All-District from 2017-19.

**Personal:** Son of David and Jennifer Allen ... Has one sibling, Caleb ... Plans to major in finance.

#44



**TREVOR  
KARDELL**

**Tight End | 6-5 | 225 | HS | Freshman**  
Lee's Summit, Mo. | Lee's Summit West HS

**High School:** Rated a three star recruit and the No. 21 tight end in the state of Missouri by 247 Sports ... Earned a three-star rating by Rivals and ESPN ... Played in 30 games at Lee's Summit West HS under head coach Vincent Careswell ... Recorded 501 receiving yards and three touchdowns in 2019 ... Hauled in 1,944 career receiving yards and 23 touchdowns ... Also lettered in baseball at Lee's Summit West and was named to the 2019 Missouri High School Baseball Coaches Association All-State second-team as a catcher.

**Personal:** Son of Jill and Kevin Kardell ... Has one brother, Reece ... Plans to major in business ... Chose Kansas over interest from Missouri and Iowa ... Will also be joining the Kansas baseball.

#45


**JARED  
CASEY**

#47

**Fullback | 6-0 | 235 | HS | Freshman**  
 Plainville, Kan. | Plainville HS

**High School:** An 11-time letterwinner at Plainville HS between football, basketball and track & field ... Played under head coach Grant Stephenson for the Cardinals' football team ... Named first team All Conference all four years in football ... Had over 2,000 yards rushing during two seasons at running back, while adding nine interceptions, 425 tackles and 30 total touchdowns over his career ... Named First Team All-State for three years, while being a nominee for player of the year during two of those seasons ... In basketball, team was Sub-State Champions twice, while he scored over 1,500 career points ... First team All-Conference for three years, first team All-State for three years and player of the year nominee for two years in basketball ... Named to the All-Conference team and All-State team in track & field for two years.

**Personal:** Son of Jerry and Karen Casey ... Has six siblings: Jessica, Justin, Amanda, Andrew, Brianna and Amy ... Plans to major in sports management.


**KRISHAWN  
BROWN**

#49

**Linebacker | 6-1 | 200 | HS | Freshman**  
 Tulsa, Okla. | Booker T. Washington HS

**High School:** Rated as a three star recruit by Rivals.com, 247 Sports and ESPN ... Ranked as the No. 11 recruit in the state of Oklahoma according to Rivals and No. 58 in his position in the country ... Started as a linebacker for Booker T. Washington HS under head coach Brad Calip ... In the 2018 season he recorded 119 tackles with 93 solo and 14 sacks, which helped Booker T., reach the class 6A state semifinals.

**Personal:** Son of Kris Brown and Shea Green ... Has four siblings: one sister, Journee; and three brothers: Khamani, Rjaa and Rhazjon ... Plans to major in physical therapy ... Chose Kansas over offers from Oklahoma State, Texas State, Memphis and others.


**CALEB  
TAYLOR**

#53

**Defensive Line | 6-2 | 260 | HS | Freshman**  
 Kansas City, Mo. | Staley HS

**High School:** Rated a three star strongside defensive end by Rivals.com ... Also earned a three-star rating from ESPN and 247 Sports ... Helped Staley HS to the District Championship in 2019 under the direction of head coach Phil Lite ... Voted First Team AllConference his junior year at Hazelwood Central HS in St. Louis, Missouri ... Had a breakout game in the playoffs against Raytown during his senior year, scoring two touchdowns, including an interception, while recording two sacks and seven tackles.

**Personal:** Son of Chandra and Brian Taylor ... Has five siblings: Nick, BJ, Chris, Eric and Tay ... Plans to major in architecture ... Chose Kansas over offers from Illinois, Iowa State, Ohio, SMU and Wyoming, among others.


**ARMAJ  
ADAMS-REED**

#55

**Offensive Line | 6-5 | 350 | HS | Freshman**  
 DeSoto, Texas | DeSoto HS

**High School:** Three star recruit out of DeSoto HS, as labeled by Rivals.com, 247 Sports and ESPN ... Coached by Claude Mathis at DeSoto, where he helped the Eagles to a 9-3 record in 2019 ... Ranked the No. 25 recruit in the state of Texas according to MaxPreps ... *The Dallas Morning News* listed him among the top-100 players in the Lone Star State, coming in at No. 72 ... Played at Mesquite Horn prior to his senior season at DeSoto ... Competed in shot put and discus for Mesquite Horn's track & field team as a sophomore in 2018.

**Personal:** Son of Crystal Reed and Lyonel Adams ... Plans to major in engineering ... Drew interest from North Texas, New Mexico State, Southern Miss, Illinois State and more.


**EMORY  
DUGGAR**

#57

**Long Snapper | 6-2 | 225 | HS | Freshman**  
 Baton Rouge, La. | Catholic HS

**High School:** Five-time letterwinner between football and lacrosse while at Catholic HS in Baton Rouge, Louisiana ... Played football under head coach Gabe Fertitta ... 2018-19 football district champs and state runner-up ... 2019 lacrosse district champions, while making the first final four in school history ... Named special teams payer of the year in 2019 ... Joined football his junior year of high school.

**Personal:** Son of Chuck and Meg Duggar ... Has two siblings, Marygrace and Allen ... Plans to major in sports management.


**GARRETT  
JONES**

#62

**Offensive Line | 6-2 | 300 | HS | Freshman**  
 Berrien Springs, Mich. | Berrien Springs HS

**High School:** Earned a three star rating by Rivals, ESPN and 247 Sports ... Played for head coach Bill Bergan at Berrien Springs HS ... Helped lead the Shamrocks to four-straight conference titles and one District 5 victory ... Took home all-state honors as both a junior and a senior ... Picked up all-conference honors three-consecutive seasons ... Named Berrien-Cass St. Joseph Conference Offensive MVP as a senior ... Also lettered in basketball and track & field ... Helped lead BSHS to a state runner-up finish, three conference titles and three district titles in track & field ... Earned all-state honors in the shot put ... Took home all-conference honors in the shot put as a freshman, sophomore and junior ... Also earned all-conference honors in the discus ... Tabbed Academic All-State in track & field ... A four-year member of the Honor Roll.

**Personal:** Full name is Garrett Jones, but prefers to go by the nickname of "Bubby" ... Son of Mitzi and Tim Jones ... Has two siblings; a sister, Ashlee, and a brother, Jake ... Plans to major in kinesiology with intentions of becoming a physical therapist ... Uncle, Scott Jones, played football at Hope College.


**DANNY  
ROBINSON**

#66

**Offensive Line | 6-5 | 290 | HS | Freshman**  
 Overland Park, Kan. | Blue Valley Northwest HS

**High School:** Played at Blue Valley Northwest HS under head coach Clint Rider ... Credited with 13 pancake blocks, two fumble recoveries and three blocked field goals in 2019 ... Named All-Eastern Kansas League Honorable Mention as a senior ... Earned Blue Valley Northwest's August Athlete of the Month in 2019 ... Voted a football team captain as a junior and senior ... Selected for BVNW Victory and Honor Award in 2019 ... Also earned three letters in wrestling ... Voted a wrestling team captain as a senior ... Named to the All-Academic team for wrestling as a junior.

**Personal:** Son of Amy and Rick Robinson ... His father, Rick, played basketball at Washington University ... Has one brother, Joey, and one sister, Katie Ann ... Member of the National Honor Society ... Plans to major in finance.





**JOE  
KRAUSE**

#69

**Offensive Line | 6-3 | 290 | RS | RS-Freshman**  
 Prairie Village, Kan. | Shawnee Mission East HS

**High School:** An eight-time letter winner at Shawnee Mission East HS ... Participated in football, lacrosse, track & field and swimming ... A two-time Sunflower League Champion and three-time district champion under head coach Justin Hoover ... Earned All-League, All-State and All-District honors twice ... A National Honor Society member.

**Personal:** Son of Michael and Stephanie Krause ... Has two siblings, Sydney and Chloe ... Father, Mike, played college football at Kearney ... Plans to major in mechanical engineering.



**JACKSON  
SATTERWHITE**

#74

**Offensive Line | 6-5 | 285 | HS | Freshman**  
 Miami, Okla. | Miami HS

**High School:** Rated a three star prospect by Rivals and 247Sports ... Rated the 18th-best player in Oklahoma by Rivals ... Tabbed the 25th-best prospect in the state of Oklahoma by 247 Sports ... Coached by head coach Zach Gardner at Miami HS ... Named Class 4-3A Best Offensive Lineman in 2019 ... Also lettered in basketball and baseball.

**Personal:** Son of Nichole and Stacey Satterwhite ... His father, Stacey, played on the defensive line at Oklahoma State and with the Denver Broncos in the NFL ... Has one brother, Reece ... Plans to major in business.


**BRYCE  
CABELDUE**

#77

**Offensive Line | 6-6 | 245 | HS | Freshman**  
 Clovis, N.M. | Clovis HS

**High School:** Coached by head coach Cal Fullerton at Clovis HS ... Helped lead the Wildcats to the district championship in 2019 ... Earned All-State First Team honors on offense as a senior ... Also named All-State Second Team on defense ... Picked up All-District First Team honors in 2019 ... The Golden Helmet Award winner as a senior ... Picked up Most Improved Player honors for Clovis HS in 2018 ... Also lettered in basketball and baseball ... Helped lead the Wildcats to the 2019 district tournament basketball title as a junior, on his way to honorable mention all-district honors ... Earned all-district honors in baseball as a junior.

**Personal:** Son of Brendi and Tyler Cabeldue ... Has one sister, Kaci, and two brothers, Cole and Roddy ... Plans to major in business.


**NICHOLAS  
MARTINEZ**

#78

**Offensive Line | 6-5 | 285 | HS | Freshman**  
 Anaheim, Calif. | Servite HS

**High School:** Labeled as a three star recruit by Rivals, ESPN and 247 Sports ... Played under head coach Troy Thomas at Servite HS in Anaheim, California ... Competed in track & field at SHS, where he threw the shot put and discus.

**Personal:** Son of Elizabeth and Rafael Martinez ... Plans to major in business with an emphasis in entrepreneurship ... Chose Kansas over offers from Arizona State and UAB.


**LUKE  
GRIMM**

#80

**Wide Receiver | 6-0 | 170 | HS | Freshman**  
 Raymore, Mo. | Raymore-Peculiar HS

**High School:** Ranked as the No. 7 wide receiver in the state of Missouri according to Max Preps ... A three star recruit by Rivals.com, 247 Sports and ESPN ... Chosen as a finalist for the Thomas A. Simone Award (most outstanding high school football player in the Kansas City Metropolitan area) and the Otis Taylor Award (most outstanding wide receiver/tight end in the Kansas City Metropolitan area) ... Played in 33 games as a wide receiver for Raymore-Peculiar HS in Peculiar, Missouri, where he recorded 853 receiving yards and 10 touchdowns in 2019 ... Had 2,443 career receiving yards and 559 career rushing yards in three seasons at Ray-Pec.

**Personal:** Son of Todd and Pepper Grimm ... Has one sister, Maddi.


**QUENTIN  
SKINNER**

#83

**Wide Receiver | 6-4 | 165 | HS | Freshman**  
 Claremore, Okla. | Claremore HS

**High School:** Played at Claremore HS under head coach Blake Byars ... Amassed 59 catches for 759 receiving yards in his career at Claremore, scoring nine receiving touchdowns ... Only played in four games his senior season, hauling in nine receptions for 171 yards and three touchdowns before missing the rest of the season due to injury.

**Personal:** Son of Jamie Dillard and Reggie Skinner ... Plans to major in business.


**KENEAN  
CALDWELL**

#97

**Defensive Line | 6-2 | 295 | HS | Freshman**  
 Oak Grove, La. | Oak Grove HS

**High School:** Rated a three star recruit by Rivals and 247 Sports ... 247 Sports had him ranked as the No. 37 recruit in the state of Louisiana ... Was selected to play in the 2019 Louisiana Gridiron Football All-Star Game ... Helped Oak Grove win the 2019 1A Louisiana State Championship ... An honorable mention All-State and first-team All-District selection as a sophomore in 2017.

**Personal:** Son of Kewanda Caldwell and Kendell Brown ... Plans to major in sports management ... Chose Kansas over offers from Oregon, TCU, Colorado, Texas A&M, Mississippi State and more.

# HEAD COACH LES MILES



**Alma Mater:** Michigan, 1976  
**Hometown:** Elyria, Ohio  
**Wife:** Kathy  
**Children:** Kathryn, Manny, Ben & Macy

Les Miles, a national championship-winning former coach at Louisiana State and Oklahoma State, was named the head coach of the University of Kansas football team on November 18, 2018.

KU earned its first victory of the Les Miles era on August 31, 2019, when the Jayhawks defeated Indiana State, 24-17. Miles would lead the Jayhawks to additional wins over Boston College and Texas Tech in 2019.

The Jayhawks saw several improved marks in 2019 under Miles, where KU averaged 377.3 yards per game on offense, the team's highest output since 2009. In its win against Boston College, KU was named Reveal Suits National Team of the Week.

Miles led several Jayhawks to season honors in 2019, including Bryce Torneden being named to the Allstate AFCA Good Works Team. Two Jayhawks, Hakeem Adeniji and Azur Kamara, participated in the Reeses Senior Bowl. Adeniji was later drafted by the Cincinnati Bengals in the sixth round of the 2019 NFL Draft.

Upon arriving in Lawrence, Miles had 142 victories, a BCS national championship, two SEC titles, 109 NFL Draft picks, including 21 First Round selections, in 35-plus years of college coaching, the most career wins of anyone who has coached football at Kansas in the modern era.

Prior to Kansas, Miles served as the head coach at LSU (2005-16), where his teams averaged 10 wins per year in his 11 full seasons. He led LSU to bowl games in each of those 11 seasons (winning seven), and won 42 games against Top-25 teams and 16 over Top-10 teams. Miles' teams won 10 or more games

seven times, reached the SEC title game three times (winning twice) and led LSU to five Top-10 and three Top-5 finishes.

During his tenure at LSU, Miles coached an SEC-leading 69 NFL draft picks, 13 of them first-round selections. He coached 22 first-team All-Americans and 11 players who won national awards. He is the second-winningest coach in LSU history in overall wins (112) and SEC regular-season wins (63).

In the classroom, more than 240 players earned degrees under Miles and during his tenure, LSU Football's graduation rate ranked as high as No. 2 in the SEC multiple times. As part of LSU's Project Graduation established in 2010, more than 30 players who had left school without a degree returned to earn their college diploma before Miles left in 2016. Nearly 190 LSU players were named to the SEC Academic Honor Roll during Miles' time there.

Miles went to LSU after a four-year tenure as head coach at Oklahoma State. The OSU program he took over in 2001 had registered only one winning season since 1988. The Cowboys went 4-7 his first year, then had three-straight winning seasons (8-5, 9-4, 7-5). He led OSU to three-straight bowl games, a first for the program since 1983-85.

Miles' four-year winning percentage of 57 percent is the best career winning percentage for an OSU coach since 1949. OSU was the only team in the nation to beat Oklahoma twice during Miles' four-year tenure there.

Prior to OSU, Miles spent three years as tight-ends coach with the Dallas Cowboys (one divisional title, two playoff appearances). He went to Dallas after serving as offensive coordinator at OSU for three seasons (8-3, Alamo Bowl berth in 1997).

Miles served two stints (total of 10 seasons) as an assistant coach at Michigan, several of them under legendary head coach Bo Schembechler. During Miles' second tenure there, from 1987-94, Michigan won 71 games, made eight-straight bowl appearances, including four Rose Bowls, and finished no lower than No. 21 in the final Associate Press national rankings.

Between tenures at Michigan, Miles spent four seasons as an assistant coach at the University of Colorado.

Miles graduated from Michigan in 1976 with a degree in economics. He was a two-year football letterman, playing on two Big Ten championship teams. He earned all-state honors in football at Elyria High School in Ohio, where he also earned letters in baseball and wrestling.

Miles' wife, Kathy, was a point guard at Central Michigan University and later an assistant basketball coach at Michigan. They have two daughters, Kathryn (nickname "Smacker"), a former swimmer at Texas and currently a TV sports personality and Macy, a youth softball pitching standout. They also have two sons, Manny, who played for the Jayhawks in 2019 and Ben, who won a high-school football state title in 2015 and is currently a fullback at KU.



**The Miles Family: Ben, Kathy, Smacker, Les, Macy and Manny.**



## PATH TO KANSAS

**KANSAS**

Head Coach  
2019 - Pres.

**LSU**

Head Coach  
2005 - 16

**OKLAHOMA STATE**

Head Coach  
2001 - 05

**DALLAS COWBOYS**

Assistant Coach  
1998 - 2000

**OKLAHOMA STATE**

Offensive Coordinator  
1995 - 97

**MICHIGAN**

Assistant Coach  
1987 - 94

**COLORADO**

Assistant Coach  
1982 - 86

**MICHIGAN**

Graduate Assistant  
1980 - 81

## YEAR-BY-YEAR RECORD

## YEAR-BY-YEAR AS ASSISTANT COACH

YEAR	TEAM	RECORD	BOWL	NOTES
1980	Michigan	10-2	Rose	Big 10 Champions
1981	Michigan	9-3	Bluebonnet	Ranked No. 12
1982	Colorado	2-8-1		
1983	Colorado	4-7		
1984	Colorado	1-10		
1985	Colorado	7-5	Freedom	
1986	Colorado	6-6	Bluebonnet	
1987	Michigan	8-4	Outback	Ranked No. 19
1988	Michigan	9-2-1	Rose Rose	Bowl Champions
1989	Michigan	10-2	Rose	Big 10 Champions
1990	Michigan	9-3	Gator	Gator Bowl Champions
1991	Michigan	10-2	Rose	Big 10 Champions
1992	Michigan	9-0-3	Rose Rose	Bowl Champions
1993	Michigan	8-4	Outback	
1994	Michigan	8-4	Holiday	Holiday Bowl Champions
1995	Oklahoma State	4-8		
1996	Oklahoma State	5-6		
1997	Oklahoma State	8-4	Alamo	
1998	Dallas Cowboys	10-6	Divisional Champions	
1999	Dallas Cowboys	8-8		
2000	Dallas Cowboys	5-11		

## YEAR-BY-YEAR AS HEAD COACH

YEAR	TEAM	RECORD	BOWL	NOTES
2001	Oklahoma State	4-7		
2002	Oklahoma State	8-5	Houston	Houston Bowl Champions
2003	Oklahoma State	9-4	Cotton	
2004	Oklahoma State	7-5	Alamo	
2005	LSU	11-2	Peach	No. 5; SEC West Champions
2006	LSU	11-2	Sugar	No. 3; Sugar Bowl Champions
2007	LSU	12-2	BCS	National Champions; SEC Champions
2008	LSU	8-5	Chick-fil-A	Chick-fil-A Bowl Champions
2009	LSU	9-4	Capital One	No. 17; Capital One Bowl
2010	LSU	11-2	Cotton	No. 8; Cotton Bowl Champions
2011	LSU	13-1	BCS	No. 1 for 11 weeks; SEC Champions
2012	LSU	10-3	Chick-fil-A	Top 10 throughout regular season
2013	LSU	10-3	Outback	Outback Bowl Champions
				4th-straight 10-win season
2014	LSU	8-5	Music City	
2015	LSU	9-3	Texas	
2016	LSU	2-2		
2019	Kansas	3-9		

Oklahoma State record (4 years): 28-21

LSU record (12 years): 114-34

Kansas record (1 year): 3-9

TOTAL (17 years): 145-64



**110** NFL  
DRAFT  
SELECTIONS

**23** FIRST ROUND  
DRAFT PICKS



**27** POSTSEASON  
APPEARANCES

**14** BOWL GAME  
APPEARANCES

**1** OF **6**

ACTIVE COLLEGE COACHES WITH  
A BCS NATIONAL CHAMPIONSHIP

## LES MILES VS. TOP-25

## OKLAHOMA STATE, 2001 (1-2)

OPPONENT	OSU RANK	RESULT
#11 Texas	NR	L, 45-17
#25 Colorado	NR	L, 22-19
#4 Oklahoma	NR	W, 16-13

## OKLAHOMA STATE, 2002 (1-3)

OPPONENT	OSU RANK	RESULT
#23 UCLA	NR	L, 38-24
#2 Texas	NR	L, 17-15
#19 Kansas State	NR	L, 44-9
#3 Oklahoma	NR	W, 38-28

## OKLAHOMA STATE, 2003 (1-2)

OPPONENT	OSU RANK	RESULT
#22 Kansas State	NR	W, 38-24
#1 Oklahoma	#15	L, 52-9
#11 Texas	#11	L, 55-16

## OKLAHOMA STATE, 2004 (0-3)

OPPONENT	OSU RANK	RESULT
#2 Oklahoma	#20	L, 38-35
#7 Texas	#19	L, 56-35
#19 Ohio State	NR	L, 33-7

## LSU, 2005 (5-2)

OPPONENT	LSU RANK	RESULT
at #15 Arizona St.	#5	W, 35-31
#10 Tennessee	#4	L, 30-27 (OT)
#11 Florida	#10	W, 21-17
#17 Auburn	#7	W, 20-17 (OT)
at #3 Alabama	#5	W, 16-13 (OT)
SEC Championship Game • Atlanta • Georgia Dome		
#13 Georgia	#3	L, 34-14
Chick-fil-A Peach Bowl • Atlanta • Georgia Dome		
#10 Miami	#9	W, 40-3

## LSU, 2006 (3-2)

OPPONENT	LSU RANK	RESULT
at #3 Auburn	#6	L, 7-3
at #5 Florida	#9	L, 23-10
at #8 Tennessee	#13	W, 28-24
at #5 Arkansas	#9	W, 31-26
Sugar Bowl • New Orleans • Superdome		
#11 Notre Dame	#4	W, 41-14

## LSU, 2007 (7-1)

OPPONENT	LSU RANK	RESULT
#9 Virginia Tech	#2	W, 48-7
#12 South Carolina	#2	W, 28-16
#7 Florida	#1	W, 28-24
at #17 Kentucky	#1	L, 40-37 (OT)
#18 Auburn	#5	W, 30-24
at #17 Alabama	#17	W, 41-34
SEC Championship Game • Atlanta • Georgia Dome		
#14 Tennessee	#5	W, 21-14
BCS National Championship Game • New Orleans • Superdome		
#1 Ohio State	#2	W, 38-24

## LSU, 2008 (2-3)

OPPONENT	LSU RANK	RESULT
at #9/10 Auburn	#6	W, 26-21
at #11 Florida	#3	L, 51-21
#9 Georgia	#11	L, 52-38
#1 Alabama	#15	L, 27-21 (OT)
Chick-fil-A Bowl • Atlanta • Georgia Dome		
#14 Georgia Tech	NR	W, 38-3

## LSU, 2009 (1-3)

OPPONENT	LSU RANK	RESULT
at #18/14 Georgia	#4	W, 20-13
#1 Florida	#4	L, 13-3
#3 Alabama	#9	L, 24-15
Capital One Bowl • Orlando, Fla. • Citrus Bowl		
#11/9 Penn State	#13	L, 19-17

## LSU, 2010 (5-2)

OPPONENT	LSU RANK	RESULT
#18 North Carolina	#21/16	W, 30-24
#22/21 W. Virginia	#15/12	W, 20-14
at #14/12 Florida	#12/9	W, 33-29
at #5 Auburn	#6	L, 24-17
#5 Alabama	#12/11	W, 24-21
at #12 Arkansas	#6	L, 31-23
Cotton Bowl • Arlington, Texas • Cowboys Stadium		
#18 Texas A&M	#11	W, 41-24

## LSU, 2011 (8-1)

OPPONENT	LSU RANK	RESULT
#3 Oregon	#4	W, 40-27
at #25 Miss. State	#3	W, 19-6
at #16 West Virginia	#2/3	W, 47-21
#17/18 Florida	#1/2	W, 41-11
#19/23 Auburn	#1/2	W, 45-10
#2 Alabama	#1	W, 9-6
#3 Arkansas	#1	W, 41-17
SEC Championship Game • Atlanta • Georgia Dome		
#12/14 Georgia	#1	W, 42-10
BCS National Championship Game • New Orleans • Superdome		
#2 Alabama	#1	L, 21-0

## LSU, 2012 (3-3)

OPPONENT	LSU RANK	RESULT
#10 Florida	#4	L, 14-6
#3 South Carolina	#9	W, 23-21
#20 Texas A&M	#6	W, 24-19
#1 Alabama	#5	L, 21-17
#22 Mississippi State	#9	W, 37-17
Chick-fil-A Bowl • Atlanta • Georgia Dome		
#14 Clemson	#9	L, 25-24

## LSU, 2013 (3-2)

OPPONENT	LSU RANK	RESULT
#20 TCU	#12	W, 37-27
#9 Georgia	#6	L, 44-41
#17 Florida	#10	W, 17-6
#1 Alabama	#10	L, 38-17
#9 Texas A&M	#18	W, 34-10

## LSU, 2014 (2-2)

OPPONENT	LSU RANK	RESULT
#14 Wisconsin	#13	W, 28-24
#5 Auburn	#15	L, 41-7
#3 Ole Miss	#24	W, 10-7
#4 Alabama	#14	L, 20-13 (OT)

## LSU, 2015 (3-2)

OPPONENT	LSU RANK	RESULT
#25 Mississippi State	#14	W, 21-19
#18 Auburn	#13	W, 45-21
#8 Florida	#6	W, 35-28
#7 Alabama	#4	L, 30-16
#22 Ole Miss	#17	L, 38-17

## KANSAS, 2019 (0-4)

OPPONENT	LSU RANK	RESULT
#6 Oklahoma	NR	L, 20-45
#22 Kansas State	NR	L, 10-38
#25 Oklahoma State	NR	L, 13-31
#9 Baylor	NR	L, 6-61

## ALL-TIME RECORD AGAINST

OPPONENT	RECORD
Appalachian State	2-0
Alabama	5-7
Arizona	1-0
Arizona State	1-0
Arkansas	6-5
Auburn	8-4
Baylor	4-1
Boston College	1-0
Clemson	0-1
Coastal Carolina	0-1
Colorado	1-1
Eastern Michigan	1-0
Florida	7-4
Fresno State	1-0
Furman	1-0
Georgia	2-3
Georgia Tech	1-0
Idaho	1-0
Iowa	1-0
Indiana State	1-0
Iowa State	1-2
Jacksonville State	1-0
Kansas	2-0
Kansas State	1-2
Kentucky	3-1
Kent State	1-0
Louisiana-Lafayette	3-0
Louisiana-Monroe	2-0
Louisiana Tech	3-1
McNeese State	1-0
Miami (Fla.)	1-0
Middle Tennessee	1-0
Mississippi State	11-1
Missouri	1-1
Missouri State	1-0
Nebraska	1-1
New Mexico State	1-0
North Carolina	1-0
North Texas	3-0
Northern Iowa	1-0
Northwestern State	2-0
Notre Dame	1-1
Ohio State	1-1
Oklahoma	2-3
Oklahoma State	0-1
Ole Miss	7-5
Oregon	1-0
Penn State	0-1
Sam Houston State	1-0
SMU	3-0
South Carolina	4-0
Southern Miss	1-1
Syracuse	1-0
TCU	0-1
Tennessee	4-1
Texas	0-5
Texas A&M	7-2
Texas Tech	3-3
Towson	1-0
Troy	1-0
Tulane	4-0
Tulsa	1-0
UAB	1-0
UCLA	1-1
Vanderbilt	3-0
Virginia Tech	1-0
Washington	2-0
Wisconsin	1-2
West Virginia	2-1
Western Kentucky	2-0
Wyoming	1-0



# 2020 KANSAS FOOTBALL

## YEAR-BY-YEAR RESULTS

### 2001 - OKLAHOMA STATE

#### RECORD: 4-7 (2-6 BIG 12, 5TH SOUTH)

Sept. 1	at Southern Miss	L	17-9
Sept. 8	Louisiana Tech	W	30-23
Sept. 22	at Texas A&M	L	21-7
Sept. 29	Northwestern State	W	24-0
Oct. 6	Missouri	L	48-31 (3OT)
Oct. 13	#11 Texas	L	45-17
Oct. 20	at Iowa State	L	28-14
Oct. 27	#25 Colorado	L	22-19
Nov. 10	Texas Tech	L	49-30
Nov. 17	at Baylor	W	38-22
Nov. 24	at #4 Oklahoma	W	16-13

### 2002 - OKLAHOMA STATE

#### RECORD: 8-5 (5-3 BIG 12, 4TH SOUTH)

Aug. 31	at Louisiana Tech	L	39-36
Sept. 7	Northern Iowa	W	45-10
Sept. 14	#23 UCLA	L	38-24
Sept. 21	SMU	W	52-16
Oct. 5	at #2 Texas	L	17-15
Oct. 12	at #19 Kansas State	L	44-9
Oct. 19	Nebraska	W	24-21
Nov. 2	Texas A&M	W	28-23
Nov. 9	at Texas Tech	L	49-24
Nov. 16	at Kansas	W	55-20
Nov. 23	Baylor	W	63-28
Nov. 30	#3 Oklahoma	W	38-28
	<b>Houston Bowl • Houston • Reliant Stadium</b>		
Dec. 27	Southern Miss	W	33-23

### 2003 - OKLAHOMA STATE

#### RECORD: 9-4 (5-3 BIG 12, 3RD SOUTH)

Aug. 30	at Nebraska	L	17-7
Sept. 6	Wyoming	W	48-24
Sept. 13	SMS	W	42-3
Sept. 20	at SMU	W	52-6
Oct. 9	UL-Lafayette	W	56-3
Oct. 11	#22 Kansas State	W	38-34
#24 Oct. 18	Texas Tech	W	51-49
#19 Nov. 1	at Texas A&M	W	38-10
#15 Nov. 8	at #1 Oklahoma	L	52-9
#22 Nov. 16	#11 Texas	L	55-16
Nov. 23	Kansas	W	44-21
#24 Nov. 30	at Baylor	W	38-21
	<b>Cotton Bowl • Dallas • Cotton Bowl Stadium</b>		
#22 Jan. 2	Ole Miss	L	31-28

### 2004 - OKLAHOMA STATE

#### RECORD: 7-5 (4-4 BIG 12, 5TH SOUTH)

Sept. 4	at UCLA	W	31-20
Sept. 11	Tulsa	W	38-21
#25 Sept. 18	SMU	W	59-7
#24 Oct. 2	Iowa State	W	36-7
#21 Oct. 4	at Colorado	W	42-14
#15 Oct. 16	Texas A&M	L	36-20
#21 Oct. 23	at Missouri	W	20-17
#20 Oct. 30	#2 Oklahoma	L	38-35
#19 Nov. 6	at #7 Texas	L	56-35
#24 Nov. 13	Baylor	W	49-21
#23 Nov. 23	at Texas Tech	W	44-21
	<b>Alamo Bowl • San Antonio • Alamo Dome</b>		
Dec. 29	#19 Ohio State	L	33-7

### 2005 - LSU

#### RECORD: 11-2 (7-1 SEC, 1ST WEST)

#3 Sept. 10	at #15 Arizona State	W	35-31
#4 Sept. 26	#10 Tennessee	L	30-27 (OT)
#4 Oct. 1	at Mississippi State	W	37-7
#11 Oct. 8	at Vanderbilt	W	34-6
#8 Oct. 15	#11 Florida	W	21-17
#7 Oct. 22	#15 Auburn	W	20-17 (OT)
#7 Oct. 29	North Texas	W	56-3
#6 Nov. 5	Appalachian State	W	24-0
#5 Nov. 12	at #3 Alabama	W	16-13 (OT)
#4 Nov. 19	at Ole Miss	W	40-7
#3 Nov. 25	Arkansas	W	19-17
	<b>SEC Championship Game • Atlanta • Georgia Dome</b>		
#3 Dec. 3	#13 Georgia	L	34-14
	<b>Chick-fil-A Peach Bowl • Atlanta • Georgia Dome</b>		
#9 Dec. 30	#10 Miami	W	40-3

### 2006 - LSU

#### RECORD: 11-2 (6-2 SEC, 2ND WEST)

#8 Sept. 2	Louisiana-Lafayette	W	45-3
#8 Sept. 9	Arizona	W	45-3
#6 Sept. 16	at #3 Auburn	L	7-3
#10 Sept. 23	Tulane	W	49-7
#9 Sept. 30	Mississippi State	W	48-17
#9 Oct. 7	at #5 Florida	L	23-10
#14 Oct. 14	Kentucky	W	49-0
#14 Oct. 21	Fresno State	W	38-6
#13 Nov. 14	at #8 Tennessee	W	28-24
#12 Nov. 11	Alabama	W	28-14
#9 Nov. 18	Ole Miss	W	23-20 (OT)
#9 Nov. 24	at #5 Arkansas	W	31-26 (OT)
	<b>Sugar Bowl • New Orleans • Superdome</b>		
#10 Jan. 3	#11 Notre Dame	W	41-14

### 2007 - LSU

#### RECORD: 12-2 (6-2 SEC, SEC CHAMPIONS)

#### \*\* NATIONAL CHAMPIONS \*\*

#2 Aug. 30	at Mississippi State	W	45-0
#2 Sept. 8	#9 Virginia Tech	W	48-7
#2 Sept. 15	Middle Tennessee	W	44-0
#2 Sept. 22	#12 South Carolina	W	28-16
#2 Sept. 29	at Tulane	W	34-9
#1 Oct. 6	#7 Florida	W	28-24
#1 Oct. 13	at #17 Kentucky	L	43-37 (3OT)
#5 Oct. 20	#18 Auburn	W	30-24
#4 Nov. 3	at #17 Alabama	W	41-34
#2 Nov. 10	Louisiana Tech	W	58-10
#1 Nov. 17	at Ole Miss	W	41-24
#1 Nov. 23	Arkansas	L	50-48 (3OT)
	<b>SEC Championship Game • Atlanta • Georgia Dome</b>		
#7 Dec. 1	#14 Tennessee	W	21-14
	<b>BCS National Championship Game • New Orleans • Superdome</b>		
#2 Jan. 7	#1 Ohio State	W	38-24

### 2008 - LSU

#### RECORD: 8-5 (3-5 SEC, 3RD WEST)

#6 Aug. 30	Appalachian State	W	41-13
#7 Sept. 13	North Texas	W	41-3
#6 Sept. 20	at #9 Auburn	W	26-21
#5 Sept. 27	Mississippi State	W	34-24
#3 Oct. 11	at #11 Florida	L	51-21
#3 Oct. 18	at South Carolina	W	24-17
#11 Oct. 25	#9 Georgia	L	52-38
#15 Nov. 1	Tulane	W	35-10
#15 Nov. 8	#1 Alabama	L	27-21 (OT)
#19 Nov. 15	Troy	W	40-31
#18 Nov. 22	Ole Miss	L	31-13
Nov. 28	at Arkansas	L	31-30
	<b>Chick-fil-A Bowl • Atlanta • Georgia Dome</b>		
Dec. 31	#14 Georgia Tech	W	38-3

### 2009 - LSU

#### RECORD: 9-4 (5-3 SEC, 2ND WEST)

#9 Sept. 5	at Washington	W	31-23
#9 Sept. 12	Vanderbilt	W	23-9
#7 Sept. 19	Louisiana-Lafayette	W	41-0
#7 Sept. 26	at Miss. State	W	30-26
#4 Oct. 3	at #14 Georgia	W	20-13
#4 Oct. 10	#1 Florida	L	13-3
#10 Oct. 24	Auburn	W	31-10
#9 Oct. 31	Tulane	W	42-0
#9 Nov. 7	at #3 Alabama	L	24-15
#11 Nov. 14	Louisiana Tech	W	24-16
#10 Nov. 21	at Ole Miss	L	25-23
#17 Nov. 28	Arkansas	W	33-30 (OT)
	<b>Capital One Bowl • Orlando, Fla. • Citrus Bowl</b>		
#13 Jan. 1	#11 Penn State	L	19-17

### 2010 - LSU

#### RECORD: 11-2 (6-2 SEC, 2ND WEST)

#21 Sept. 4	vs. #18 North Carolina	W	30-24
#19 Sept. 11	at Vanderbilt	W	27-3
#15 Sept. 18	Mississippi State	W	29-7
#15 Sept. 25	#21 West Virginia	W	20-14
#12 Oct. 2	Tennessee	W	16-14
#12 Oct. 9	at #14 Florida	W	33-20
#9 Oct. 16	McNeese State	W	32-10
#6 Oct. 23	at #5 Auburn	L	24-17
#12 Nov. 6	#5 Alabama	W	24-21
#5 Nov. 13	Louisiana-Monroe	W	51-0
#5 Nov. 20	Ole Miss	W	43-36
#6 Nov. 27	at #12 Arkansas	L	31-23
	<b>Cotton Bowl • Arlington, Texas • Cowboys Stadium</b>		
#11 Jan. 7	#18 Texas A&M	W	41-24

### 2011 - LSU

#### RECORD: 13-1 (8-0 SEC, SEC CHAMPIONS)

#4 Sept. 3	vs. #3 Oregon	W	40-27
#2 Sept. 10	Northwestern State	W	49-3
#3 Sept. 15	at #25 Mississippi State	W	19-6
#2 Sept. 24	at #16 West Virginia	W	47-21
#1 Oct. 1	Kentucky	W	35-7
#1 Oct. 8	#17 Florida	W	41-11
#1 Oct. 15	at Tennessee	W	38-7
#1 Oct. 22	#19 Auburn	W	45-10
#1 Nov. 5	at #2 Alabama	W	9-6 (OT)
#1 Nov. 12	Western Kentucky	W	42-9
#1 Nov. 19	at Ole Miss	W	52-3
#1 Nov. 25	#3 Arkansas	W	41-17
	<b>SEC Championship Game • Atlanta • Georgia Dome</b>		
#1 Dec. 3	#12/14 Georgia	W	42-10
	<b>BCS National Championship Game • New Orleans • Superdome</b>		
#1 Jan. 9	#2 Alabama	L	21-0

### 2012 - LSU

#### RECORD: 10-3 (6-2 SEC, 2ND WEST)

#1 Sept. 1	North Texas	W	41-14
#3 Sept. 8	Washington	W	41-3
#3 Sept. 15	Idaho	W	63-14
#2 Sept. 22	at Auburn	W	12-10
#3 Sept. 29	Towson	W	38-22
#4 Oct. 6	at #10 Florida	L	14-6
#9 Oct. 13	#3 South Carolina	W	23-21
#6 Oct. 20	at #20 Texas A&M	W	24-19
#5 Nov. 3	#1 Alabama	L	21-17
#9 Nov. 10	#22 Mississippi State	W	37-17
#8 Nov. 17	Ole Miss	W	41-35
#8 Nov. 23	at Arkansas	W	20-13
	<b>Chick-fil-A Bowl • Atlanta • Georgia Dome</b>		
#9 Dec. 31	#14 Clemson	L	25-24

### 2013 - LSU

#### RECORD: 10-3 (5-3 SEC, T3RD WEST)

#12 Aug. 31	vs. #20 TCU	W	37-2
#9 Sept. 7	UAB	W	56-17
#8 Sept. 14	Kent State	W	45-13
#6 Sept. 21	Auburn	W	35-21
#6 Sept. 28	at #9 Georgia L	W	44-41
#10 Oct. 5	at Mississippi State	W	59-26
#10 Oct. 12	#17 Florida	W	17-6
#6 Oct. 19	at Ole Miss	L	27-24
#13 Oct. 26	Furman	W	48-16
#10 Nov. 9	at #1 Alabama L	W	38-17
#18 Nov. 23	#9 Texas A&M W	W	34-10
#15 Nov. 29	Arkansas	W	31-27
	<b>Outback Bowl • Tampa, Fla. • Raymond James Stadium</b>		
#14 Jan. 1	Iowa	W	21-14

### 2014 - LSU

#### RECORD: 8-5 (4-4 SEC, T4TH WEST)

#13 Aug. 30	#14 Wisconsin	W	28-24
#12 Sept. 6	Sam Houston State	W	56-0
#10 Sept. 13	Louisiana-Monroe	W	31-0
#8 Sept. 20	Mississippi State	L	34-29
#17 Sept. 27	New Mexico State	W	63-7
#15 Oct. 4	at #5 Auburn	L	41-7
Oct. 11	at Florida	W	30-27
#24 Oct. 25	#3 Ole Miss	W	10-7
#14 Nov. 8	#4 Alabama	L	20-13 (OT)
#20 Nov. 15	at Arkansas	L	17-0
Nov. 27	at Texas A&M	W	23-17
	<b>Music City Bowl • Nashville, Tenn. • LP Field</b>		
#22 Dec. 30	Notre Dame	L	31-28

### 2015 - LSU

#### RECORD: 9-3 (5-3 SEC, T3RD WEST)

#14 Sept. 12	at #25 Mississippi State	W	19-17
#13 Sept. 19	#18 Auburn	W	45-21
#8 Sept. 26	at Syracuse	W	34-24
#9 Oct. 3	Eastern Michigan	W	44-22
#7 Oct. 10	South Carolina	W	45-24
#6 Oct. 17	#8 Florida	W	35-28
#5 Oct. 24	Western Kentucky	W	48-20
#4 Nov. 7	at #7 Alabama	L	30-16
#9 Nov. 14	Arkansas	L	31-14
#17 Nov. 21	#22 Ole Miss	L	38-17
Nov. 28	Texas A&M	W	19-7
	<b>Texas Bowl • Houston • NRG Stadium</b>		
#22 Dec. 29	Texas Tech	W	56-27

### 2016 - LSU

#### RECORD: 2-2 (1-1 SEC, DID NOT FINISH SEASON)

#5 Sept. 3	vs. Wisconsin	L	16-14
#21 Sept. 10	Jacksonville State	W	34-13
#20 Sept. 17	Mississippi State	W	23-20
#18 Sept. 24	at Auburn	L	18-13

### 2019 - KANSAS

#### RECORD: 3-9 (1-8 BIG 12, 10TH)

Aug. 31	Indiana State	w	24-17
Sept. 7	Coastal Carolina	L	7-12
Sept. 13	at Boston College	W	48-24
Sept. 21	West Virginia	L	24-29
Sept. 28	at TCU	L	14-51
Oct. 5	#6 Oklahoma	L	20-45
Oct. 19	at Texas	L	48-50
Oct. 26	Texas Tech	W	37-34
Nov. 2	#22 Kansas State	L	10-38
Nov. 16	at #25 Oklahoma State	L	13-31
Nov. 23	at Iowa State	L	31-41
Nov. 30	#9 Baylor	L	6-61

# BRENT DEARMON

## OFFENSIVE COORDINATOR - QUARTERBACKS



**Alma Mater:** Bethel College, 2008

**Hometown:** Saraland, Ala.

**Wife:** Amanda

**Children:** Carter, Isabella & Madden

Brent Dearmon was promoted to offensive coordinator and quarterbacks coach on Oct. 6, after joining Les Miles' Kansas football staff as a senior offensive consultant in January of 2019.

Dearmon made his debut at offensive coordinator midway through the 2019 season, and helped lead Kansas to 569 yards of total offense, following by 527 yards of offense in the Jayhawks' 37-34 homecoming win over Texas Tech.

In his six games leading the Kansas offense in 2019, the Jayhawks averaged 24.1 points per game, while averaging 400 yards of total offense per game.

Dearmon came to KU fresh off a one-year head coaching stint where he produced the nation's highest-scoring offense at any level in 2018. In his one season leading his alma mater, Bethel University, Dearmon guided the Wildcats to their best season in school history. BU posted a 10-0 regular season mark and a No. 3 ranking, while averaging 540.3 yards and a nation's best 55.0 points per game, the highest scoring offense not just in NAIA, but in all of college football.



Prior to his time at Bethel, Dearmon spent three seasons as the offensive coordinator at Division II Arkansas Tech and two seasons as an analyst on Gus Malzahn's staff at Auburn.

In his first year at Arkansas Tech, the Wonder Boys produced the biggest offensive turnaround in college football, including a 360% increase in rushing yards from the previous season. Tech's offense was the second-rated offense in the Great American Conference (GAC), racking up 36.5 points and 458.8 yards per game. During the 2017 season at Tech, Dearmon's offense racked up 40 points per game which was tops in the GAC.

Dearmon had a quarterback make the all-conference team in each of his three seasons at Arkansas Tech. Tech was ranked in the top four in the league in each of his three seasons calling the offense in rushing offense and several other offensive categories. In 2017, Dearmon's mentored quarterback, Ty Reasnor, was named a DII Academic All-American.

During his time at Auburn, Dearmon spent the 2013 season as a running backs analyst and the 2014 season as a wide receivers analyst. While Dearmon was at Auburn, the Tigers posted a combined 20-7 record,

including an 11-5 mark in SEC play. The 2013 Tigers captured the SEC title en route to an appearance in the BCS National Championship Game. Dearmon was at Auburn during "The Miracle in Jordan-Hare" Hail Mary play versus Georgia and the "Kick Six" Field Goal return touchdown versus Alabama.

Dearmon began his coaching career at Bethel in 2007, where he served as a student assistant, coaching the defensive backs as the Cats posted an 11-2 record.

After his student assistant stint at Bethel, Dearmon spent three seasons as the offensive coordinator at Vigor High School in Prichard, Alabama, before taking the reins of the program at B.C. Rain High School for two seasons. Dearmon won a state championship at Vigor in 2008 as his offense averaged 36.0 points per game.

Dearmon started for four years at Bethel, where he re-wrote the school's record book, while leading the Wildcats to the school's first conference title, first playoff appearance and first playoff victory. He remains the school's career and single-season record-holder in passing yards (7,045) and touchdowns (77). He spent time after college playing quarterback in the arena and indoor football leagues.

## PATH TO KANSAS



**KANSAS**  
2019 - Pres.



**BETHEL COLLEGE**  
2018



**ARKANSAS TECH**  
2014 - 17



**AUBURN**  
2013 - 14



**B.C. RAIN HS (ALA.)**  
2011 - 13



**VIGOR HS (ALA.)**  
2008 - 11



**BETHEL COLLEGE**  
2007



# D.J. ELIOT

## DEFENSIVE COORDINATOR - LINEBACKERS



**Alma Mater:** Wyoming, 1999

**Hometown:** Edmond, Okla.

**Wife:** Miekell

**Children:** Dawson, Drue, Page & Reace

D.J. Eliot is in his second season serving as the defensive coordinator of Les Miles' staff at KU. Eliot came to Kansas with 20 years of coaching experience in the collegiate rankings, including the previous six as a defensive coordinator.

In his first season at Kansas, four Jayhawks picked up All-Big 12 Honorable Mention honors in defensive lineman Jelani Brown, outside linebacker Azur Kamara, cornerback Hasan Defense and safety Mike Lee, while linebacker Gavin Potter was tabbed honorable mention for Big 12 Defensive Freshman of the Year.

Eliot's pedigree includes coaching stops at Florida State, Miami, Colorado and Kentucky, as well as time with proven winners and program builders Jimbo Fisher and Mark Stoops. Additionally, Eliot is among a select group of defensive thought-leaders that regularly clinic around the principles of the 3-4 defense, including Miles' former defensive coordinator Dave Aranda.

Eliot came to Kansas after a successful 2017-18 season at Colorado, where he led the Buffaloes to one of the best defenses in the Pac 12. The Buffs ranked fourth in the conference in yards allowed per play (5.24), while tying for fourth with 29 sacks. Colorado also ranked third in opponent third-down conversion rate (36.36 percent) and fourth in red zone touchdowns allowed (51.6 percent).

After Colorado's 10-win season in 2016 led by a group of seniors, the Buffaloes lost eight starters, including five players to the NFL. Eliot was tasked with rebuilding the Colorado defense in 2017.

Eliot helped develop his Colorado players to new heights. Junior linebacker Drew Lewis led the Buffaloes in tackles (94) during his junior season and junior linebacker Rick Gamboa recorded 90 tackles. Both performances were career-highs. Cornerback Isaiah Oliver was selected in the second round (58th overall) of the 2019 NFL Draft by the Atlanta Falcons.

Off the field, Eliot and the Buffaloes had a successful recruiting season, adding several highly-rated junior college prospects, including defensive lineman Mustafa Johnson, who recorded a team-high 15.5 tackles for

loss and 7.5 sacks in 2018. Eliot's recruiting efforts also brought in defensive lineman Israel Antwine over his hometown Oklahoma State Cowboys. Antwine would go on to start 11 games for CU in 2018 and teamed up with Johnson and nose tackle Javier Edwards to form a stout defensive front.

Eliot joined the Colorado staff from Kentucky, where he was the Wildcats' defensive coordinator and linebackers coach for four seasons (2013-16). He helped coach UK to the 2016 TaxSlayer Bowl, the first postseason appearance for Kentucky since 2010.

At his previous two coaching stops, Kentucky and Florida State, he coached eight players who were drafted in the NFL, including two first round picks. Linebacker Bud Dupree was a 2015 first round selection of the Pittsburgh Steelers, the first Kentucky first-rounder in 12 years, and defensive end Bjoern Werner from Florida State, who was selected by Indianapolis in 2013.

Overall at Kentucky, he coached 11 Wildcats who earned All-SEC recognition and in three of his four years with the school one of his linebackers recorded over 100 tackles in a season. Avery Williams recorded 102 stops in 2013, Josh Forrest posted 110 in 2014, a figure that ranked No. 3 in the SEC that season, while Jordan Jones had 109 in Eliot's final year with UK.

At Kentucky, the Wildcats set a new school record for defensive touchdowns scored in a season with six in 2014; UK recorded 23 takeaways that year. UK jumped 45 places in total defense rankings from 2013 to 2014 under Eliot, finishing in the top half of the nation in that statistic. In 2015, UK ranked 28th in the FBS in passing defense by giving up only 198.1 yards per game. And in 2016, sophomore safety Mike Edwards finished the regular season leading all SEC defensive backs in tackles (93) while tying for the team lead in interceptions with three, two coming against No. 11 Louisville and Heisman Trophy winner Lamar Jackson in the Cats' 41-38 victory.

His presence at Florida State helped lead a revival of FSU's defense. The year prior to his arrival, the Seminoles ranked 108th in total defense and rushing defense. However, by 2012, FSU ranked second nationally in total defense (254.1 yards per game) and sixth in scoring defense (14.7 points per game).

In his three seasons at Florida State (2010-12), the 'Noles went 31-10 and he helped FSU tie for the national lead in sacks with 48 his first year there. In his second season FSU limited opponents to just 2.35 yards per carry, which led the nation in that category. His defensive ends on the 2012 team, Werner and Cornelius Carradine, combined for and 31 tackles for losses, including 24 sacks, when FSU finished 12-2. Werner went on to be named the ACC Defensive Player of the Year on his way to earning All-America honors.

In his second of three seasons at Rice (2007-09), he helped the Owls go 10-3 and win the 2008 Texas Bowl, the program's first bowl win since 1950 and first 10-win season since 1949.

Eliot got his start in coaching at his alma mater, Wyoming, as a graduate assistant in 1999. From there he went to Houston as a graduate assistant for two years before landing in a similar position at Miami for the 2002 season; the Hurricanes went 12-0 and were ranked No. 1 at the end of the regular season before falling 31-24 in double overtime to Ohio State in the BCS

National Championship Game.

He spent two years in Division I-AA (FCS), coaching the linebackers at Texas State (San Marcos). He helped lead a defensive turnaround (34.8 to 20.3 points per game, as well as 395 to 314 yards allowed). In 2005, the Bobcats went 11-3, reaching the semifinals of the I-AA playoffs.

Eliot lettered at linebacker at Wyoming for coach Dana Dimel and graduated with a bachelor's degree in natural science in 1999. He earned his master's degree in education from Houston in 2002.

He grew up in Edmond, Oklahoma, graduating from Edmond Memorial High School, where he lettered in football and basketball. He and his wife, the former Miekell Marsh, have one son, Dawson, and three daughters, Drue, Page, and Reace.

## PATH TO KANSAS



**KANSAS**

2019 - Present



**COLORADO**

2017 - 18



**KENTUCKY**

2013 - 16



**FLORIDA STATE**

2010 - 12



**RICE**

2007 - 09



**TULSA**

2006



**TEXAS STATE**

2002 - 05



**MIAMI (FLA.)**

2002



**HOUSTON**

2000-01



**WYOMING**

1999

# JONATHAN WALLACE

## SPECIAL TEAMS COORDINATOR - RUNNING BACKS



**Alma Mater:** Auburn, 2015  
**Hometown:** Phenix City, Ala.  
**Wife:** Ashley

### PATH TO KANSAS



**KANSAS**  
 2020 - Present



**AIR FORCE**  
 2019



**BETHEL COLLEGE**  
 2018



**AUBURN TIGERS**  
 2016 - 17

### LES MILES ON WALLACE

"Jonathan is a detail-oriented coach who is also a dynamic recruiter. He has experience with a championship caliber football program as both a player and a coach and knows the intricacies of the offensive scheme we want to run. Additionally, he has a strong understanding of what we want to accomplish in all phases of the kicking game."

Jonathan Wallace joined Les Miles' Kansas coaching staff in February of 2020, where he serves as the special teams coordinator and coaches the KU running backs.

Wallace came to Lawrence after spending the 2019 season coaching the tight ends at Air Force and the 2018 season on the staff at Bethel, where he coached under current Jayhawks offensive coordinator Brent Dearmon.

Wallace spent the 2019 campaign at Air Force, helping lead the Falcons to an 11-2 overall mark and a win over Washington State in the Cheez-It Bowl. Air Force posted a 7-1 record in the Mountain West, a school record for conference wins, and finished the year in the Top 25 national rankings for the first time since 1998. Wallace's tight ends were instrumental in blocking for the FBS' second-ranked rushing offense, while the Falcons led the nation in fewest sacks allowed.

Wallace joined the Academy from Bethel, where he was wide receivers coach and director of football operations in 2018. He and Dearmon led the Wildcats to a 10-1 overall record and a conference championship.

Wallace was an offensive graduate assistant coach at Auburn from 2016-17 working with quarterbacks

and wide receivers during the 2017 season. He helped the Tigers to a pair of bowl games and Southeastern Conference championship game appearance in his two seasons on the staff.

Wallace lettered as a quarterback at Auburn from 2012-14 and wide receiver in 2015 during his playing career. He started at quarterback the final four games of his freshman season and set an Auburn record for quarterback efficiency (139.60) Wallace also helped Auburn to the SEC title in 2013 and was part of the national championship run when Auburn finished the season 12-1. He was selected as a team captain in 2015 and earned the Unsung Hero Award. In addition, he was a selected as a member of the All-State Good Works team.

A native of Phenix City, Alabama, Wallace helped lead Central High School to a 12-2 record and the 6A AHSAA semifinals as a senior. He graduated from Auburn with a bachelor's in physical education in 2015 and a master's in adult education in 2017. He is married to Ashley Koter, a former Auburn soccer student-athlete and former member of the Mexico national soccer team.





# JORDAN PETERSON

## ASSISTANT COACH - SAFETIES



**Alma Mater:** Texas A&M, 2009  
**Hometown:** Lexington, Texas  
**Wife:** Missy  
**Children:** Ellie, Emery and Everly

### PATH TO KANSAS



**KANSAS**  
 2020 - Present



**NEW MEXICO**  
 2017 - 19



**FRESNO STATE**  
 2012 - 16



**TEXAS A&M**  
 2010 - 11

### LES MILES ON PETERSON

"Jordan is an excellent teacher and has strong recruiting ties in Texas, an area that is vital to us. A rising star in the coaching profession and a true family man, Jordan is a great fit for what we are looking for in our program."

Jordan Peterson was announced as an assistant coach for the Kansas Jayhawks on January 11, 2020, coaching the Jayhawk safeties on head coach Les Miles' staff.

Over his 10-year coaching career, Peterson has coached in five bowl games, including an appearance in the 2011 Cotton Bowl.

Peterson arrives at Kansas after serving as the defensive coordinator/safeties coach at New Mexico in 2019, where he oversaw the entire defense and held all duties associated with mentoring the Lobos' safeties. Peterson was hired to coach the New Mexico safeties in 2017, before being promoted to defensive coordinator and safeties coach in 2019.

In his first two seasons at New Mexico, Peterson guided the safeties unit to lead the team in tackles, with Jake Rothschilder and Stanley Barnwell Jr., recording 76 tackles in 2018.

Prior to his time at New Mexico, Peterson coached at Fresno State for five seasons, from 2012-16, helping the Bulldogs to three consecutive bowl games and a 2014 Mountain West Championship game appearance and a 2013 Mountain West title. He served a variety of positions with Fresno State, coaching both the secondary and outside linebackers. He also has served as recruiting coordinator and a special teams coach.

Peterson excelled in his role of secondary coach at Fresno State, coaching that position in 2012 when Fresno State went 9-4 and ranked second nationally in pass defense and fourth in pass efficiency defense. He also mentored safety Phillip Thomas to Mountain West Defensive Player of the Year honors in 2012.

Peterson got his start in coaching as a graduate assistant coach at Texas A&M in 2010 and 2011. That followed a four-year playing career with the Aggies, where he made 81 tackles and broke up 15 passes. He also forced two fumbles, recovered one fumble and picked off four passes. He returned one of those passes 48 yards for a touchdown against New Mexico. He was a two-time All-Big 12 Academic First Team selection, and he was a CoSIDA Academic All-Region selection in 2008.

Peterson received his bachelor's degree in sport management from Texas A&M in 2009 along with his master's in education curriculum and instruction in 2010. He graduated from Lexington High School in Central Texas, where he earned first-team all-state honors as a defensive back and honorable mention honors as a quarterback his senior year. He was named Texas Prep Xtra Central Texas MVP.

He and his wife Missy have three daughters, Ellie, Emery and Everly.



# KWAHN DRAKE

DEFENSIVE RUN GAME COORDINATOR - DEFENSIVE LINE



**Alma Mater:** Nicholls State, 2009  
**Hometown:** New Orleans, La.

Kwahn Drake is in his second season on Les Miles' staff at Kansas, serving as the defensive run game coordinator and defensive line coach.

In his first season with the Jayhawks, Drake coached defensive lineman Jelani Brown to All-Big 12 Honorable Mention honors.

Drake came to KU after spending one season at Colorado, under current KU defensive coordinator D.J. Eliot, where he was the defensive line coach. In Drake's lone season in Boulder, he coached defensive tackle Mustafa Johnson, who led the Pac-12 in sacks and ranked third in tackles-for-loss. Johnson finished the season with 73 tackles, 8.5 sacks and 17.5 TFLs. He also led the Buffaloes with 16 quarterback pressures. His 17.5 tackles for loss rank 10th most in CU history and it's the most by a Colorado player in 25 seasons.

He went to Colorado after serving as the defensive line coach for the 2017 season at Eastern Illinois. On the fast track as a rising star in the profession, EIU head coach Kim Dameron had promoted Drake to co-defensive coordinator following the season.

At EIU, under Drake's tutelage, David Johnson earned second-team All-OVC honors for two-straight seasons. Under Drake's tutelage, he finished his senior season with 51 tackles, 9.5 tackles-for-loss, which included 3.5 quarterback sacks. He ranked 11th in the OVC in sacks and 12th in TFLs.

Prior to his one-year stint at EIU, Drake spent the 2016 season as an offensive analyst at Memphis under head coach Mike Norvell. The Tigers finished 8-5 and earned an invitation to the Boca Raton Bowl. The offense was the second most-prolific in program history, amassing 6,028 yards of offense and scoring 57 touchdowns and 505 points, all the second-highest numbers in school annals. The Tigers' 3,957 passing yards and 303 completions both were the third-most

for a season in school history, with 34 touchdown passes a school best.

He got his start in coaching in 2008 as a student assistant at his alma mater, Nicholls State, where he assisted with the defensive line and scouting reports. In 2009, he served as the defensive line and special teams coach for St. James (La.) High school, where it finished as the District 8-3A co-champions.

He then moved on New Orleans' St. Augustine High School as defensive line coach for two years (2011-12). The Purple Knights claimed the District 10-4A championship in 2011 and finished as District 10-5A co-Champions in 2012. He was also the recruiting coordinator and academic advisor, and saw 25 of his players receiving football scholarships at NCAA Division I colleges during his time at St. Augustine.

His first taste in the collegiate coaching ranks came as graduate assistant at Tulane in 2012; he was named the full-time defensive line coach for the 2014-15 seasons, the latter of which saw his players help Tulane rank 12th in the FBS in tackles for a loss per game. In 2012, Drake assisted the Green Wave defensive unit that ranked 22nd in the nation in total defense (352.1), 17th against the rush (123.7) and 18th in scoring (21.4).

He received his bachelor's degree in Business Administration with a concentration in computer information systems from Nicholls State in 2009. He earned his master's degree in Liberal Arts from Tulane in 2013.

A New Orleans native, he graduated from Destrehan (La.) High School where he lettered in football, basketball and track.

## PATH TO KANSAS



**KANSAS**  
2019 - Present



**COLORADO**  
2018



**EASTERN ILLINOIS**  
2017



**MEMPHIS**  
2016



**TULANE**  
2012 - 15



**ST. AUGUSTINE (LA.)**  
2010 - 11



**ST. JAMES (LA.)**  
2009



**NICHOLLS STATE**  
2008



# JOSHUA EARGLE

RECRUITING COORDINATOR – TIGHT ENDS



**Alma Mater:** Memphis, 2001  
**Hometown:** Brownwood, Texas  
**Wife:** Kristen  
**Children:** Kourtney, Landrey & Stallings

Joshua Eargle is in his first season as tight ends coach and also serves as the Jayhawks' recruiting coordinator on Les Miles' Kansas staff. Eargle is in his second year on the KU staff as he was a senior offensive consultant for the Jayhawks in 2019.

Prior joining the Kansas staff, Eargle spent the previous three seasons at Austin Peay in a variety of roles, including interim head coach, offensive coordinator, run game coordinator and offensive line coach. Prior to the 2017 season, Austin Peay went from having just one win in four years to finishing with an 8-4 mark, including an 8-1 record in FCS competition.

In 2018, Eargle took over the reins of the offense after the second game of the year. In his first game as offensive coordinator for APSU, Eargle's offense set the Ohio Valley Conference record for most points scored against a Division I opponent in a 78-40 victory over Morehead State.

For the 2018 season, the Govs set school records in yards per game (419.0), points scored (340), touchdowns scored (47), points per game (30.9) yards per play (6.19) and yards per rush (5.39). Eargle's offensive line finished top ten nationally and led the conference, allowing only nine sacks on the season. Under his tutelage, Kentell Williams earned First-Team All-OVC recognition and Third Team All-America honors, and offensive linemen Byron Glass and Ethan Self were named Second-Team All-OVC.

Additionally, two of Eargle's pupils, left tackle Kyle Anderton and left guard Ryan Rockensuess, were named Second-Team All-OVC at the end of the 2017 season for their work in paving the top rushing attack in school history.

The Texas native started his coaching career at the University of Southern Mississippi in 2003. In his first year as a graduate assistant, he was a part of the Conference USA Championship with a perfect 8-0 record. The Golden Eagles earned a bowl bid to the AXA Liberty Bowl that season and notched a win in the GMAC Bowl the following year.

Eargle became the offensive line Coach at Ouachita Baptist in 2005 before returning to Southern Mississippi as an assistant offensive line coach. Upon his return to Southern Miss in 2006, the team won the Conference USA East title and the New Orleans Bowl.

Eargle was at Nicholls State for the 2007-08 seasons, serving as the recruiting coordinator and offensive line coach, before taking a quality control position at LSU under Miles in 2009. During his lone season at LSU, the Tigers were ranked as high as No. 4 in the country, and played in the Capital One Bowl.

Eargle spent the 2010 season as the offensive coordinator at Arkansas-Monticello and then was the defensive coordinator at Hallsville (Texas) High School in 2011 and the defensive coordinator at Southeastern Oklahoma State in 2012.

Eargle was named head football coach at East Texas Baptist University in Marshall, Texas in 2013. He turned around a struggling program to win the American Southwest Conference Championship in his third season. He led ETBU to a 7-3 record with a 4-1 mark in the ASC and the program's first national ranking since 2004. Eargle was named the ASC Coach of the Year in 2015, and produced five All-Americans and 30 all-conference players, including quarterback Josh Warbington and running back Kendall Roberson who posted back-to-back All-American campaigns in 2014-15.

A 2001 Memphis graduate, Eargle won the inaugural Top Tiger Award, presented to the player who battled back from adversity or overcame difficult circumstances to return to the field. He earned his Master's in sports administration from Southern Miss in 2004. His wife, Kristen, founded and hosts a national podcast, Coach's Wife Life. The Eargles have three children—Kourtney, Landrey and Stallings.

The Eargles founded Ruler of Hope, a non-profit corporation whose mission is to provide support and research to medically fragile children. Following the 2018 season, Eargle won the Rare Disease Champion Award presented by Uplifting Athletes for his work in raising awareness for his young daughter Landrey's fight against life-threatening illnesses.

## PATH TO KANSAS



**KANSAS**  
2019 - Present



**AUSTIN PEAY**  
2016 - 19



**EAST TEXAS BAPTIST UNIVERSITY**  
2013 - 15



**SOUTHERN OKLAHOMA STATE**  
2012



**HALLSVILLE (TEXAS) HS**  
2011



**ARKANSAS-MONTICELLO**  
2010



**LSU**  
2009



**NICHOLLS STATE**  
2007 - 08



**SOUTHERN MISS**  
2006



**OUACHITA BAPTIST**  
2005



**SOUTHERN MISS**  
2003 - 04



# CHIDERA UZO-DIRIBE

## ASSISTANT COACH – OUTSIDE LINEBACKERS



**Alma Mater:** Colorado, 2014  
**Wife:** Hana  
**Hometown:** Long Beach, Calif.

### PATH TO KANSAS



**KANSAS**  
 2019 - Present



**COLORADO**  
 2015 - 18

### LES MILES ON UZO-DIRIBE

"Chidera is a really bright young coach who has a great work ethic. He has a passion for this game that will resonate with our players and will also be a great asset to him as he hits the road in recruiting. I am very pleased we are able to have him join our on-field coaching staff."

Chidera Uzo-Diribe was promoted to outside linebackers coach by Kansas head coach Les Miles in January 2020, after serving as quality control working with the Kansas defense during the 2019 season.

Prior to joining the KU staff, Uzo-Diribe spent three years as a defensive graduate assistant working with the outside linebackers and defensive line from 2015-18 at the University of Colorado.

Uzo-Diribe participated in the Bill Walsh NFL Diversity Coaching Fellowship program in the summer of 2018 with the San Francisco 49ers. The program was initially created by Walsh as a way to get minority coaches more opportunities to learn, coupled with greater exposure to job opportunities.

Uzo-Diribe was a four-year letterman at defensive end for the Buffaloes, and graduated from Colorado in December 2014 with a bachelor's degree in communication. He finished his career tied for sixth in quarterback sacks (20, tied for 17th in tackles for loss (31) and second in forced fumbles (10); his percentage

of solo tackles (99) to overall tackles (118), or 83.9 percent, is the highest in CU history. He was second in the nation in forced fumbles with five, and he also batted down four passes in 739 snaps of action in 2013. He was one of 27 players on the final watch list for the Ted Hendricks Award for the nation's top defensive end of the year, and was one of 76 players on the official preseason watch list for the Bednarik Award during his senior season.

He signed with the New Orleans Saints as a free agent in 2015, and was one of the last to be waived during their training camp.

A native of Corona, California, Uzo-Diribe graduated from Corona High School where he lettered in football, basketball and track and field. Him and his wife, Hana, recently got married in June 2020.



# CHEVIS JACKSON

ASSISTANT COACH - DEFENSIVE BACKS



**Alma Mater:** LSU, 2008  
**Hometown:** Mobile, Ala.

## PATH TO KANSAS



**KANSAS**  
2019 - Present



**BALL STATE**  
2016 - 18



**LSU**  
2015



**SOUTH ALABAMA**  
2013 - 14

Chevis Jackson is in his second season on Les Miles' staff at Kansas, coaching the KU defensive backs. Jackson made an immediate impact upon arriving in Lawrence, guiding Hasan Defense and Mike Lee to All-Big 12 honors in his first season with the Jayhawks.

Jackson joins the KU staff after spending three seasons as a defensive backs coach at Ball State. While at Ball State, Jackson was named the 2017 Mid-American Conference Recruiter of the Year by 247Sports.com, serving as the lead recruiter for the Cardinals while also coaching the defensive backs.

Prior to his stint at Ball State, Jackson spent the 2015 season as a graduate assistant at his alma mater, LSU, working on Miles' staff that guided the Tigers to a 9-3 mark and a final national ranking of No. 16.

During the 2013-14 seasons, Jackson worked as a defensive graduate assistant at South Alabama, where he helped the Jaguars earn a bowl bid for the first time in program history, a bid to the 2014 Camellia Bowl. South Alabama's defense ranked second in the Sun Belt in both scoring defense and total defense in 2013.

Jackson was a four-year letter winner and a three-year starter at cornerback for Miles at LSU. During his time with the program, the Tigers made two SEC Championship game appearances, winning the title in 2007. Jackson recorded two tackles and returned an interception 34 yards in helping lead LSU to a 38-24 win over Ohio State in the 2008 BCS National Championship game.

An All-SEC First Team honoree in 2007, Jackson was selected by the Atlanta Falcons in the third round of the 2008 NFL Draft. He played in the NFL for four seasons with five different teams – Atlanta, Jacksonville, New England, Denver and Carolina.



# EMMETT JONES

## PASSING GAME COORDINATOR - WIDE RECEIVERS



**Alma Mater:** North Texas, 1999  
**Hometown:** Dallas, Texas  
**Wife:** Marlo  
**Children:** Emily & Emmett

Emmett Jones is in his second season on head coach Les Miles' staff at Kansas, and was promoted to passing game coordinator following the 2019 season. Jones, who mentors the Jayhawks wide receivers, had a strong first season in the Crimson and Blue as he coached Andrew Parchment and Stephon Robinson Jr., to all-conference honors. Additionally, Parchment was the Big 12 Newcomer of the Week following his outing against West Virginia and Robinson was named to the Paul Hornung Award Honor Roll after his play against Texas Tech.

Jones came to Kansas after spending three seasons as outside receivers coach on Kliff Kingsbury's staff at Texas Tech. He was promoted to the position immediately following the 2015 season. Jones, who previously served as Tech's Director of Player Development in 2015, saw his unit find immediate success during the 2016 campaign as the Red Raiders led the country in total offense (566.6 yards per game) as well as passing offense (463.0 yards per game). Tech averaged 43.7 points per game – its third-highest mark in school history – which ranked fifth nationally among FBS programs.

Under Jones' direction, Tech's outside receivers accounted for 1,835 receiving yards and 16 touchdowns, which were led by Dylan Cantrell, who finished with 650 yards and eight touchdowns through the air. Cantrell wrapped his career with 1,873 receiving yards and 18 touchdowns, the majority of which came during his final two seasons under Jones.

Cantrell and fellow receiver Keke Coutee both heard their names called during the 2018 NFL Draft as Cantrell was selected in the sixth round by the Los Angeles Chargers. Fellow outside receiver Derrick Willies also received an opportunity at the next level as he signed a free agent agreement with the Cleveland Browns shortly after the draft.

T.J. Vasher developed into a significant deep threat under Jones after catching 29 passes for 545 yards and six touchdowns as only a redshirt freshman in 2017. Vasher turned in two 100-yard performances during Big 12 play as he recorded all but two of his receptions during the final eight games of the year. He averaged 18.8 yards per catch overall, which ranked 22nd nationally at the end of the season.

In 2018 Jones coached Antoine Wesley, who was named a first-team All-American by the Football Writers Association of America, All-Big 12 First Team by the Associated Press and All-Big 12 Second Team by the league coaches and a semifinalist for the Biletnikoff Award.

Wesley was among the FBS leaders in 2018 in almost every receiving category after hauling in 88 passes for 1,410 yards and nine touchdowns. He ranks second nationally in receiving yards and receiving yards per game (17.5) as well as eighth in receptions per game (7.3). He was the Big 12 leader in all three categories. Wesley's 1,410 receiving yards ranks third all-time in Texas Tech history.

Jones arrived in Lubbock to oversee Tech's player development in February 2015. In his one year in that

role, Jones served as a mentor for the Red Raider offense and was also instrumental in Tech's on-campus recruiting activities.

Jones went to Tech following three seasons as the head coach at South Oak Cliff, one of the top high school programs in the state of Texas. The Golden Bears were a combined 30-8 under Jones, advancing deep in the Class 4A and 5A playoffs over all three seasons. In addition, South Oak Cliff was a hotbed for talent and annually produced several players who signed with Division-I programs, including five players who signed in 2014.

South Oak Cliff was the first head coaching position for Jones after making several stops as an assistant in the Dallas area. Jones previously spent seven seasons at nearby Dallas Skyline High School prior to his arrival at South Oak Cliff. He began his tenure at Skyline as wide receivers coach before later being promoted to offensive coordinator.

Jones, who was a walk-on at Texas Tech during the mid-1990s, began his coaching career at his alma mater Seagoville High School from 2001-04. He later joined the Dallas Lincoln staff for one year before heading to Dallas Skyline.

Jones graduated from North Texas in 1999. He and his wife, Marlo, have two children, Emily and Emmett.

## PATH TO KANSAS



**KANSAS**  
2019 - Present



**TEXAS TECH**  
2015 - 18



**SOUTH OAK CLIFF HS**  
2012 - 14



**DALLAS SKYLINE HS**  
2006 - 11



**DALLAS LINCOLN HS**  
2004 - 05



**SEAGOVILLE HS**  
2001 - 03



# LUKE MEADOWS

ASSISTANT COACH - OFFENSIVE LINE



**Alma Mater:** South Dakota State, 1999

**Hometown:** Hot Springs, S.D.

**Wife:** Rochelle

**Children:** Daulton, Addyson & Maclane

Luke Meadows is in his second season on Les Miles' Kansas staff, serving as the offensive line coach. Meadows, who is now in his 23rd season of college football coaching, mentored KU offensive lineman Hakeem Adeniji to All-Big 12 First Team honors in his first season with the Jayhawks.

During his career, Meadows has coached two Academic All-American, 10 All-Americans, 35 all-conference, 37 academic all-conference, and two all-newcomer awards at the offensive line position. In addition, he has coached 21 players who have been drafted or signed as free agents in the NFL.

Meadows arrived in Lawrence after spending the 2017-18 seasons at Eastern Michigan where he served as the offensive line coach and run game coordinator. Meadows overhauled the Eastern Michigan offensive line in 2017 to rank second in the MAC and 28th nationally in the fewest sacks allowed. EMU's offense ranked third in the MAC in passing offense at 257.3 yards per game. The line also gelled down the stretch in the rushing attack, as EMU racked up 815 yards on the ground over the final four games, which included four 100-yard rushers. In his time at Eastern Michigan, Meadows was a part of the Eagles best two-year span of wins since 1989.

Under Meadows' tutelage, Jimmy Leatiota earned Second Team All-MAC honors is also a candidate for the Outland Trophy.

Meadows was the assistant head coach and offensive line coach at 2016 National Junior College Athletic Association (NJCAA) national champion Garden City Community College in Garden City, Kansas. The Broncbusters steamrolled through their 2016 schedule en route to an 11-0 record by outscoring the opposition by an average of 19 points per game. The program captured its first Jayhawk Conference title since 2001 and finished off the program's first-ever perfect season with a 25-22 victory over Arizona Western College in the NJCAA Football Championship Game. Overall, the offense racked up 194.8 yards and 15.7 first downs per game on the ground.

At Southern Miss for the 2014-15 seasons, Meadows was

a part of a big offensive upswing, helping the offense improve from 17.9 points per game to 39.9, and seeing the rushing offense jump from 72.9 to 179.8 yards per game (leading the league in 2015), and the total offense improved from 315.5 to 509.5 yards per game. In 2015, USM became the second team in NCAA history to have a 4,000-yard passer, a 1,000-yard receiver, and two 1,000-yard rushers. In addition, USM had one of the most explosive offenses in the nation, leading all schools with plays of 20+ yards (109) and second in plays of 30+ yards (54).

Meadows joined the Broncbuster staff after serving two years as the offensive line coach at Southern Miss. He arrived after a 1-11 season and helped the Golden Eagles make a major jump to 9-5 in 2015, while winning the Conference USA West Division title.

Prior to his time at Southern Miss, Meadows with a wealth of experience after spending two seasons (2012-13) at Florida Atlantic University, where he was elevated to offensive coordinator midway through the 2013 campaign. At FAU, Meadows led the Owls to a number of statistical improvements, including points per game increasing from 12.9 to 26.4 and rush yards per game from 105.7 to 182.9. The Owls also broke the school's single-season rushing record.

Before joining the staff at FAU, Meadows worked at South Dakota State for 10 years, serving as an offensive line coach from 2002-05 before being promoted to assistant head coach/offensive coordinator (2006-11). He was the longest-tenured assistant on John Stiegelmeier's SDSU coaching staff for 10 seasons, six as assistant head coach and offensive coordinator.

In that time, four players earned All-American honors, one academic honor, 19 selected all-conference and 16 received academic all-conference recognition, while two all-newcomers were awarded to his offensive linemen.

A Hot Springs, South Dakota, native, Meadows began his coaching career as an undergraduate student at SDSU. After earning a bachelor's degree in 1999, he continued as a graduate assistant with the Jackrabbits during the 1999-00 seasons, coaching the running backs, including Jackrabbit career rushing leader and All-American Josh Ranek.

In 2005, Meadows coached an offensive line that helped pave the way for the leading rushing attack in the Great West Football Conference, averaging 227.4 yards per game. During Meadows' time on staff, the Jackrabbits posted four of the top 10 single-season rushing totals in school history and five of the top 10 single game rushing performances. In addition, SDSU recorded four of the top-10 scoring averages in the program's history, including 35.6 points per game in 2008. The 2008 squad also set an SDSU single-season record with 427 points in 12 games, scoring 40 or more points in a game six times.

With Meadows on the coaching staff, SDSU established 11 team single-game and single-season offensive records, including rolling up 689 yards of total offense in the 2005 Hobo Day victory over Missouri-Rolla. Jackrabbit players he coached also established 30 new individual school records during his tenure. Under Meadows' guidance, Jackrabbit offensive linemen combined for seven First-Team All-Conference selections, 10 Second-Team selections, and a pair of All-

Americans. Mitch Erickson, who ended his collegiate career in 2007 with his third straight First-Team All-Great West Football Conference selection, was nearly a consensus All-America pick within the Division I Football Championship Subdivision as a senior. Likewise, center Ryan McKnight earned multiple All-America honors during his senior season in 2010, including First-Team recognition from the Walter Camp Football Foundation.

Also during the 2010 season, the Jackrabbit offensive line ranked second in the Football Championship Subdivision, yielding only six sacks the entire campaign. Erickson signed as a free agent with the Denver Broncos and later spent time with the Seattle Seahawks. Casey Knips and Casey Bender, both starters on the Jackrabbits' 2009 FCS playoff team, received invitations to NFL camps in 2010 with the Arizona Cardinals and Cleveland Browns, respectively.

After working as a graduate assistant for South Dakota State (1999-00), Meadows spent a season as offensive line coach at Wartburg College in Waverly, Iowa. While at Wartburg, the offense ranked No. 11 in the NCAA in rush yards per game (233.8) and ranked No. 1 in sacks allowed (0).

Meadows and his wife Rochelle have three children, Daulton, Addyson and Maclane.

## PATH TO KANSAS



**KANSAS**

2019 - Present



**EASTERN MICHIGAN**

2017 - 18



**GARDEN CITY CC**

2016



**SOUTHERN MISS**

2014 - 15



**FLORIDA ATLANTIC**

2012 - 13



**SOUTH DAKOTA STATE**

2002 - 11



**WARTBURG COLLEGE**

2001



**SOUTH DAKOTA STATE**

1999 - 2000

# BEN IANNACCHIONE

## DIRECTOR - SPORTS PERFORMANCE (FB)



**Alma Mater:** Boise State, 2008  
**Hometown:** Pittsburgh, Pa.  
**Wife:** Renee  
**Children:** Salvatore & Sonny

### PATH TO KANSAS



**KANSAS**  
 2020 - Present



**WYOMING**  
 2018 - 20



**LSU**  
 2016 - 17



**YOUNGSTOWN STATE**  
 2015



**LSU**  
 2011 - 15

### LES MILES ON IANNACCHIONE

"I am excited to welcome Ben and his family to Kansas. I certainly enjoyed my time working with him in the past and look forward to reuniting as we continue to move our program forward."

Kansas Team Health and football head coach Les Miles announced that Ben Iannacchione was named Director of Sports Performance for the KU football program on January 2, 2020. As an employee of Kansas Team Health, Iannacchione (on-uh-KEY-own-E) comes to Kansas after serving as the Director of Sports Performance for Wyoming football since 2018.

Prior to Wyoming, Iannacchione worked as the Associate Strength and Conditioning Coach for the LSU football program, where he worked with one of the most respected strength and conditioning coaches in the nation, Tommy Moffitt, during the 2016 and 2017 seasons.

During his time at Wyoming, Iannacchione and the Cowboys made an appearance at the 2019 Arizona Bowl against Georgia State, where he helped Wyoming to a 7-5 record.

Prior to joining Wyoming, he served as the Associate Strength and Conditioning Coach for the LSU program, where he worked directly with the Tiger running backs, fullbacks, tight ends and linebackers. In addition to his coaching duties, Iannacchione also served as the primary academic liaison for the football program between the LSU football student-athletes and the LSU Academic Center for Student-Athletes. He was elevated to a full-time assistant strength and conditioning position for the Tigers in 2012, where he was directly responsible for the strength and conditioning training of LSU's offensive linemen. He was also the head strength and conditioning coach

for the LSU men's and women's swimming and diving program from 2012 to 2015.

During his time in the Bayou, the Tigers appeared in the BCS National Championship game following the 2011 season, finishing as the national runner-up to Alabama under Miles. The Tigers went on to appear in the Chick-Fil-A Peach Bowl in 2012, before winning the Outback Bowl following the 2013 season as well as the Buffalo Wild Wings Citrus Bowl in 2016.

Prior to his stops at Wyoming and LSU, Iannacchione also worked as the Head Strength and Conditioning Coach at Youngstown State in 2015. Iannacchione began his career as an intern at LSU in 2011 and 2012, training incoming freshmen football players and assisting with the training of varsity football players and working with the women's volleyball and soccer teams at LSU.

Iannacchione was a two-year letterman at Boise State on the offensive line in 2007 and 2008, where he was a member of Boise State's 2007 Fiesta Bowl Championship Team.

A native of Pittsburgh, Pennsylvania, Iannacchione earned his bachelor's degree in communications from Boise State in 2008. He received his master's certification in sports counseling from California University of Pennsylvania in 2010, and completed his master's degree in kinesiology from LSU in 2012.

Iannacchione and his wife, Renee, have two sons, Salvatore and Sonny.



# MIKE VOLLMAR

SENIOR ASSOCIATE ATHLETICS DIRECTOR - FB ADMINISTRATION



**Alma Mater:** Siena Heights, 1988

**Hometown:** Riverview, Mich.

**Wife:** Tami

**Children:** Bailey

Mike Vollmar, an executive with over three decades of experience in college football administration, joined Kansas Athletics as Senior Associate AD for Football Administration in August 2018.

As Director of Football at IMG Academy, Vollmar oversaw all aspects of the football program, including boarding school, camps, visiting team training and events.

Vollmar went to IMG after serving for four years as the University of Tennessee's senior associate athletic director; he oversaw football and was a member of the Vols' executive staff. During his career he has been a part of 20 bowl games, a national championship and four conference titles.

In addition to his tenure at Tennessee, Vollmar has worked at some of the most recognizable and successful Power 5 programs in the country, including:

**Alabama:** He spent three seasons (2008-10) in Tuscaloosa, where he was associate athletic director for football and oversaw the program for Coach Nick Saban during a time in which the Crimson Tide went 36-5, won the 2009 BCS National Championship and the SEC title, and appeared in three-consecutive bowl games.

**Michigan:** He spent two years (2011-12) in Ann Arbor as the associate athletic director for football, where he helped the Wolverines attain back-to-back bowl appearances that included a 2011 BCS Sugar Bowl Championship. He was also involved in the planning and design of the \$9 million renovation of Schembechler Hall, which houses Michigan football's

training facilities and a museum of Michigan football.

**Michigan State:** He worked as an assistant athletic director and director of football operations from 1996-2007, overseeing all phases of the Spartan football program while also managing construction of a new \$12 million football facility.

Additionally, early in his career, he also held recruiting and administrative positions with Syracuse (1991-95) and Michigan (1988-90). At Syracuse Vollmar was responsible for the oversight of recruiting and administration. Four players recruited during his tenure, including Donovan McNabb, were named to the Syracuse All-Century Team. At Michigan he served in athletics administration and was assistant recruiting coordinator.

During his time there Michigan went 28-7-1, winning three Big 10 Championships while appearing in two Rose Bowls and a Gator Bowl.

Vollmar graduated from Siena Heights University in 1988 with a degree in history and a minor in speech communications. He was a pole vaulter for the Saints' track and field team.

He earned a master's degree in sport management from the United States Sports Academy in 1989, where he was named Alumnus of the Year in 2010 and serves on the Alumni Board.

Vollmar has served on the College Football Playoff Advisory Committee and was a member of the Rose Bowl Advisory Committee. He serves as a trustee on the American Football Coaches Association's National Committee for Directors of Football Operations.

A native of Riverview, Michigan, Vollmar comes by his love of football naturally; his dad, James, was a running back at Michigan from 1956-58. Vollmar graduated from Riverview High School, the same school that produced former Michigan head coach Lloyd Carr, former Vanderbilt head coach Woody Widenhofer and former Colorado head coach Bill McCartney.

Vollmar and his wife, Tami, have a daughter, Bailey, who is a student at Michigan State University.

## PATH TO KANSAS



**KANSAS**

2018 - Present



**IMG ACADEMY**

2018



**TENNESSEE**

2013 - 17



**MICHIGAN**

2011 - 12



**ALABAMA**

2008 - 10



**MICHIGAN STATE**

1996 - 2007



**SYRACUSE**

1991 - 95



**MICHIGAN**

1988 - 90



# ATHLETICS DIRECTOR JEFF LONG



## PROFESSIONAL HISTORY

### ADMINISTRATIVE

2018-present	Kansas (Athletics Director)
2008-17	Arkansas (Athletics Director)
2003-07	Pittsburgh (Athletics Director)
2001-02	Oklahoma (Senior Associate AD)
1998-2001	Eastern Kentucky (Athletics Director)
1998	Virginia Tech (Associate AD)
1988-98	Michigan (Assistant/Associate AD)
1988	Rice (Assistant AD)

### COACHING

1987	Michigan (Graduate Assistant)
1986	Duke (Tight Ends)
1983-85	North Carolina State (Administrative Assistant to Head Coach)
1982	Miami (Ohio) (Graduate Assistant)

Jeff Long, named Director of Athletics by Chancellor Douglas Girod on August 1, 2018, brings over three decades of experience in athletic administration at the Division I level. Long is one of the most well-respected individuals in college athletics, which is evident by his role as the first-ever chairman of the College Football Playoff selection committee. His progressive leadership and expertise as well as his mantra of “compete, compete, compete,” has already made a lasting impact on Kansas Athletics.

Under the leadership of Girod and Long, KU set the standard and stepped out front as a national leader in student-athlete health care, teaming Kansas Athletics with LMH Health and the University of Kansas Health System for a true medical oversight and healthcare compliance model. Kansas is the first collegiate program to incorporate strength and conditioning into its medical oversight reporting model, which supports the health, safety and well-being of all student-athletes.

After assessing the football program in his first few months on the job, Long and his team implemented a new fundraising campaign called Break the Cycle, aimed at building a strong infrastructure for Kansas football. The next step in that process was finding the right coach to lead the football program. Long's impact in only

his second year leading the athletic department was evident by his ability to attract top candidates to fill the head football coach vacancy, which led to the hiring of Les Miles. With the hire, Long made Kansas Athletics one of the few programs in the nation that boasts national championship winning head coaches in football and men's basketball, joining head coach Bill Self.

In 2019, two new facilities were opened across the Jayhawks' campus including the Horejsi Family Volleyball Arena and a new indoor football practice facility. These state-of-the-art facilities enhance Kansas Athletics' place as an attractive destination for the best student-athletes across the globe. The historic men's basketball program, led by Hall of Fame Coach Bill Self, continued to lead the pack as Self led the Jayhawks to a nation-best 30th consecutive appearance in the NCAA Tournament.

While Long pushes effort and excellence in each sport, it is also just as important to excel in the classroom. Nearly 500 student-athletes combined to set department records some of the highest grade-point averages in both semesters during Long's first year.

Across the landscape of Jayhawk athletics, many individuals and teams continue to compete at the highest level. Junior middle-distance runner, Bryce Hoppel, won two national championships as well as three Big 12 Conference Championships. The tennis team, led by three First-Team All-American seniors, won the Big 12 Championship and reached the Sweet 16 of the NCAA Championship.

Long, and his fellow athletic directors in the Big 12, worked with the leaders at the conference to develop a branded offering on ESPN+. The Big 12 Now, exclusively streamed on ESPN+, is on the cutting edge for the future of television. Long's vision has placed Kansas Athletics and the conference in the strongest position possible before the next round of television negotiations.

At the University of Arkansas, Long led a program of 19 sports and approximately 460 student-athletes from 2008 through 2017. During that time, he transformed Arkansas' athletics department into one of the most successful in the country and established himself as a national leader within intercollegiate athletics.

During Long's tenure at Arkansas, the Razorbacks captured 34 conference championships and advanced to 139 postseason

competitions, including the school's first Bowl Championship Series appearance in football, and national titles in Men's and Women's Indoor Track and Field and Women's Outdoor Track and Field. In 2016-17, Arkansas finished No. 20 in the Learfield Directors' Cup, which measures the institutions success across all sports. It marked the university's eighth top-25 finish in the previous 10 years. Long also launched a \$160 million renovation to Razorback Stadium. In the classroom, the Razorbacks posted a school-record student-athlete GPA and exceeded the national APR multiyear rate in all 19 sports, including posting its highest program average ever.

In 2015, Long was recognized as the SportsBusiness Journal and SportsBusiness Daily Athletic Director of the Year, and was also a finalist for the award in 2012. Long served as the chairman of the inaugural College Football Playoff selection committee for 2014 and 2015, and remained a member of the committee through 2017. He has been active in NCAA governance, having previously served on the NCAA Management Council, the NCAA's Sports Wagering Task Force and the NCAA Championships/Sports Management Cabinet. He was also a member of the Executive Committee of the Division I-A Athletic Directors' Association.

Prior to leading Arkansas, Long served as athletics director at the University of Pittsburgh. Additionally, he has held administrative roles at the University of Oklahoma, University of Michigan, Virginia Tech University, Eastern Kentucky University and Rice University. He held coaching staff positions at Duke University, the University of Michigan and North Carolina State University. In total, he has been an athletics director or administrator in four of the Power 5 conferences — the Big 12, Big Ten, ACC and SEC.

An Ohio native, Long was a two-sport athlete at Ohio Wesleyan University, earning seven varsity letters in football and baseball before completing his degree in economics in 1982. He earned his master's in education at Miami University of Ohio while also serving as a graduate assistant football coach. He then moved on to football staff positions at N.C. State, Duke and Michigan prior to joining the athletics administration at Michigan.

Long's wife Fanny graduated from the University of Michigan. They have two daughters, Stephanie, a PhD student at Arkansas in cognitive neuroscience, and Christina, a journalism student in a bordering state east of Kansas.



# CHANCELLOR DOUGLAS A. GIROD



Chancellor Girod earned his bachelor's degree in chemistry from the University of California at Davis and his medical degree from the University of California at San Francisco. He completed his residency and an NIH research fellowship at the University of Washington in Seattle. Prior to joining the University of Kansas Medical Center, Girod served as vice chairman and research director in the Department of Otolaryngology at the Naval Medical Center in Oakland.

He served in the United States Navy Reserve from 1982 until 1997, rising to the rank of lieutenant commander and earning the Meritorious Service Medal. He was honorably discharged in 1997.

Committed to caring for patients throughout the world, Girod has led or participated in a dozen international medical missions in places such as Uganda, Guatemala, Mali, the Philippines and Mexico.

Girod has also been active within the community, serving on the board of the Civic Council of Kansas City and on boards of the chambers of commerce in Lawrence and Greater Kansas City, as well as MRI Global. He also serves on the board of directors at the Big 12 Conference and at the University Innovation Alliance. He is on the steering committee for the regional civic community effort known as KC Rising to develop long term economic prosperity for the Kansas City region. He was recognized with a Regional Leadership Award from the Mid America Regional Council in 2016 for his work with KC Rising.

Girod has served as president of the American Head and Neck Society, and vice president of the Triological Society, in addition to other national leadership roles. Of his numerous awards and honors, he is perhaps most proud of his 2006 Student Voice Award for Teaching on a Surgical Rotation, bestowed by students at the University of Kansas School of Medicine.

## PROFESSIONAL HISTORY

2017-present	Kansas (Chancellor)
2013-17	KU Med Center (Executive Vice Chancellor)
2013-14	KU School of Medicine (Interim Executive Dean)
2002-2013	KU School of Medicine (Chair of the Otolaryngology Department)
1994-2002	KU School of Medicine (Faculty) Naval Medical Center (Vice Chairman and Research Dir. of Otolaryngology)

Douglas A. Girod began as the 18th chancellor of the University of Kansas in July 2017. In this role, Chancellor Girod leads KU's mission to educate leaders, build healthy communities and make discoveries that change the world. Chancellor Girod has established a bold vision for the University of Kansas to be a destination for top scholars from across the world, an engine of economic growth for Kansas, and one of the nation's leading research universities. In pursuing this vision, Chancellor Girod seeks to elevate the university's national stature and enhance KU's membership in the Association of American Universities.

During his first two years as chancellor, KU has established a new budget model that aligns funding to match key university priorities, recruited the most academically talented freshman class in history, helped Kansas procure additional funding from the Kansas Legislature, and established Kansas Team Health, a groundbreaking new partnership that provides the best medical care possible for KU student-athletes.

Before becoming chancellor, Dr. Girod served as executive vice chancellor at KU Medical Center, where he oversaw the educational, research, patient care and community engagement missions of the schools of Medicine, Nursing and Health Professions.

A head-and-neck surgeon, Girod first joined the KU Medical Center faculty in 1994 and quickly rose through the academic ranks, becoming chair of the Otolaryngology department in 2002. In that role, he was instrumental to the University of Kansas Health System being named in the U.S. News & World Report "Best Hospitals" national rankings. He also served as interim executive dean of the KU School of Medicine and as senior associate dean for clinical affairs at the medical center.



Protecting  
you  
has no  
offseason.



PROUD PARTNER OF  
KANSAS ATHLETICS



Contact a Local Agent

© 2020 Allstate Insurance Company, 2775 Sanders Road, Northbrook, IL 60062.  
Marks are registered trademarks of their respective owners.



# 2020 OPPONENTS

## GAME 1



### COASTAL CAROLINA

Sept. 12, 2020 | 9 p.m. CT

David Booth Kansas Memorial Stadium | Lawrence, Kan.

#### GENERAL INFO

Location	Conway, S.C.
Enrollment	10,641
Colors	Teal & Bronze
Conference	Sun Belt
Stadium	Brooks Stadium (20,000 - ShawSports Power Blade)
2019 Record	5-7
2019 Conference Record/Finish	2-6 (5th, East)
Postseason	None
President	David DeCenzo
Athletics Director	Matt Hogue
Head Coach	Jamey Chadwell
Alma Mater	East Tennessee State, 2000/Charleston Southern, 2006
Record at Coastal Carolina	8-16 (Third Season)
Record vs. Kansas	1-0
Series History	0-1

#### MEDIA RELATIONS

Kevin Davis - Assistant Athletic Director for Media Relations

Office	843-349-2822
Email	kdavis6@coastal.edu
Website	GoCCUSports.com

#### 2020 SCHEDULE

Sept. 12	at Kansas
Oct. 3	ARKANSAS STATE
Oct. 17	at Louisiana
Oct. 24	GEORGIA SOUTHERN
Oct. 29	at Georgia State
Nov. 7	SOUTH ALABAMA
Nov. 14	at Troy
Nov. 21	APPALACHIAN STATE
Nov. 28	at Texas State

## GAME 2



### AT BAYLOR

Sept. 26, 2020 | TBA

McLane Stadium | Waco, Texas

#### GENERAL INFO

Location	Waco, Texas
Enrollment	16,959
Colors	Green & Gold
Conference	Big 12
Stadium	McLane Stadium (45,140 - FieldTurf)
2019 Record	11-3
2019 Conference Record/Finish	8-1 (2nd)
Postseason	AllState Sugar Bowl (L, 14-26 vs. Georgia)
President	Linda Livingstone
Athletics Director	Mack Rhoades
Head Coach	Dave Aranda
Alma Mater	California Lutheran, 1999/Texas Tech, 2002
Record at Baylor	0-0 (First Season)
Record vs. Kansas	First Meeting
Series History	4-15

#### MEDIA RELATIONS

Taylor Bryan - Director for Football Communications and Creative Services

Office	254-710-3538
Email	taylor_bryan@baylor.edu
Website	BaylorBears.com

#### 2020 SCHEDULE

Sept. 12	LOUISIANA TECH
Sept. 26	KANSAS
Oct. 3	at West Virginia
Oct. 17	OKLAHOMA STATE
Oct. 24	at Texas
Oct. 31	TCU
Nov. 7	at Iowa State
Nov. 14	at Texas Tech
Nov. 28	KANSAS STATE
Dec. 5	at Oklahoma

## GAME 3



### OKLAHOMA STATE

Oct. 3, 2020 | TBA

David Booth Kansas Memorial Stadium | Lawrence, Kan.

#### GENERAL INFO

Location	Stillwater, Okla.
Enrollment	25,594
Colors	Orange & Black
Conference	Big 12
Stadium	Boone Pickens Stadium (56,790 - AstroTurf)
2019 Record	8-5
2019 Conference Record/Finish	5-4 (T-3rd)
Postseason	Texas Bowl (L, 21-24 vs. Texas A&M)
President	V. Burns Hargis
Athletics Director	Mike Holder
Head Coach	Mike Gundy
Alma Mater	Oklahoma State, 1990
Record at Oklahoma State	129-64 (16th Season)
Record vs. Kansas	11-1
Series History	30-37-1

#### MEDIA RELATIONS

Gavin Lang - Associate Athletics Director - Communications

Office	405-744-3875
Email	gavin.lang@okstate.edu
Website	OKState.com

#### 2020 SCHEDULE

Sept. 12	TULSA
Sept. 26	WEST VIRGINIA
Oct. 3	at Kansas
Oct. 17	at Baylor
Oct. 24	IOWA STATE
Oct. 31	TEXAS
Nov. 7	at Kansas State
Nov. 21	at Oklahoma
Nov. 28	TEXAS TECH
Dec. 5	at TCU

## GAME 4



### AT WEST VIRGINIA

Oct. 17, 2020 | TBA

Milan Puskar Stadium | Morgantown, W.Va.

#### GENERAL INFO

Location	Morgantown, W.Va.
Enrollment	31,287
Colors	Gold & Blue
Conference	Big 12
Stadium	Milan Puskar Stadium (60,000 - FieldTurf)
2019 Record	5-7
2019 Conference Record/Finish	3-6 (7th)
Postseason	None
President	Dr. E. Gordon Gee
Athletics Director	Shane Lyons
Head Coach	Neal Brown
Alma Mater	Massachusetts Amherst, 2002, 2005
Record at West Virginia	5-7 (Second Season)
Record vs. Kansas	1-0
Series History	1-8

#### MEDIA RELATIONS

Mike Montoro - Director of Football Communications

Office	304-293-2821
Email	Mike.Montoro@mail.wvu.edu
Website	WVUSports.com

#### 2020 SCHEDULE

Sept. 12	EASTERN KENTUCKY
Sept. 26	at Oklahoma State
Oct. 3	BAYLOR
Oct. 17	KANSAS
Oct. 24	at Texas Tech
Oct. 31	KANSAS STATE
Nov. 7	at Texas
Nov. 14	TCU
Nov. 28	OKLAHOMA
Dec. 5	at Iowa State

## GAME 5



### AT KANSAS STATE

Oct. 24, 2020 | TBA

Bill Snyder Family Stadium | Manhattan, Kan.

#### GENERAL INFO

Location	Manhattan, Kan.
Enrollment	23,779
Colors	Royal Purple and White
Conference	Big 12
Stadium	Bill Snyder Family Stadium (50,000 - FieldTurf)
2019 Record	8-5
2019 Conference Record/Finish	5-4 (T-3rd)
Postseason	Liberty Bowl (L, 17-20 vs. Navy)
President	Richard Myers
Athletics Director	Gene Taylor
Head Coach	Chris Klieman
Alma Mater	Northern Iowa, 1990
Record at Kansas State	8-5 (Second Season)
Record vs. Kansas	1-0
Series History	66-46-5

#### MEDIA RELATIONS

Kenny Lannou - Executive Associate AD for Communications/Public Relations

Office	785-532-7977
Email	klannou@kstatesports.com
Website	KStateSports.com

#### 2020 SCHEDULE

Sept. 12	ARKANSAS STATE
Sept. 26	at Oklahoma
Oct. 3	TEXAS TECH
Oct. 10	at TCU
Oct. 24	KANSAS
Oct. 31	at West Virginia
Nov. 7	OKLAHOMA STATE
Nov. 21	at Iowa State
Nov. 28	at Baylor
Dec. 5	TEXAS

## GAME 6



### IOWA STATE

Oct. 31, 2020 | TBA

David Booth Kansas Memorial Stadium | Lawrence, Kan.

#### GENERAL INFO

Location	Ames, Iowa
Enrollment	36,660
Colors	Cardinal & Gold
Conference	Big 12
Stadium	Jack Trice Stadium (61,500 - Grass)
2019 Record	7-6
2019 Conference Record/Finish	5-4 (T-3rd)
Postseason	Camping World Bowl (L, 9-33 vs. Notre Dame)
President	Wendy Wintersteen
Athletics Director	Jamie Pollard
Head Coach	Matt Campbell
Alma Mater	Mount Union, 2002
Record at Iowa State	26-25 (Fifth Season)
Record vs. Kansas	4-0
Series History	50-43

#### MEDIA RELATIONS

Mike Green - Assistant Athletics Director/Communications

Office	515-294-7019
Email	mgreen@iastate.edu
Website	Cyclones.com

#### 2020 SCHEDULE

Sept. 12	LOUISIANA
Sept. 26	at TCU
Oct. 3	OKLAHOMA
Oct. 10	TEXAS TECH
Oct. 24	at Oklahoma State
Oct. 31	at Kansas
Nov. 7	BAYLOR
Nov. 21	KANSAS STATE
Nov. 28	at Texas
Dec. 5	WEST VIRGINIA

GAME  
7

## AT OKLAHOMA

Nov. 7, 2020 | TBA  
Gaylord Family-Oklahoma Memorial Stadium | Norman, Okla.

## GENERAL INFO

Location	Norman, Okla.
Enrollment	30,813
Colors	Crimson & Cream
Conference	Big 12
Stadium	Gaylord Family - Oklahoma Memorial Stadium (83,489 - Grass)
2019 Record	12-2
2019 Conference Record/Finish	8-1 (1st)
Postseason	Chick-Fil-A Peach Bowl (L, 28-63 vs. LSU)
President	Joseph Harroz Jr.
Athletics Director	Joe Castiglione
Head Coach	Lincoln Riley
Alma Mater	Texas Tech, 2006
Record at Oklahoma	36-6 (4th Season)
Record vs. Kansas	3-0
Series History	27-77-6

## MEDIA RELATIONS

Mike Houck - Assistant Athletics Director / Strategic Communications

Office	405-325-8227
Email	mhouck@ou.edu
Website	Soonersports.com

## 2020 SCHEDULE

Sept. 12	MISSOURI STATE
Sept. 26	KANSAS STATE
Oct. 3	at Iowa State
Oct. 10	TEXAS (Dallas, Texas)
Oct. 17	at Iowa State
Oct. 24	at TCU
Oct. 31	at Texas Tech
Nov. 7	KANSAS
Nov. 21	OKLAHOMA STATE
Nov. 28	at West Virginia
Dec. 5	BAYLOR

GAME  
8

## TEXAS

Nov. 21, 2020 | TBA  
David Booth Kansas Memorial Stadium | Lawrence, Kan.

## GENERAL INFO

Location	Austin, Texas
Enrollment	50,950
Colors	Burnt Orange & White
Conference	Big 12
Stadium	Darrell K. Royal-Texas Memorial Stadium (100,119 - FieldTurf)
2019 Record	8-5
2019 Conference Record/Finish	5-4 (T-3rd)
Postseason	Valero Alamo Bowl (W, 38-10 vs. Utah)
President	Gregory L. Fenves
Athletics Director	Chris Del Conte
Head Coach	Tom Herman
Alma Mater	California Lutheran, 1997
Record at Texas	25-15 (Fourth Season)
Record vs. Kansas	3-0
Series History	3-16

## MEDIA RELATIONS

John Bianco - Senior Associate Athletics Director for Media Relations

Office	512-471-1346
Email	john.bianco@athletics.utexas.edu
Website	TexasSports.com

## 2020 SCHEDULE

Sept. 12	UTEP
Sept. 26	at Texas Tech
Oct. 3	TCU
Oct. 10	OKLAHOMA (Dallas, Texas)
Oct. 24	BAYLOR
Oct. 31	at Oklahoma State
Nov. 7	WEST VIRGINIA
Nov. 21	at Kansas
Nov. 28	IOWA STATE
Dec. 5	at Kansas State

GAME  
9

## TCU

Nov. 28, 2020 | TBA  
David Booth Kansas Memorial Stadium | Lawrence, Kan.

## GENERAL INFO

Location	Fort Worth, Texas
Enrollment	10,394
Colors	Purple & White
Conference	Big 12
Stadium	Amon G. Carter Stadium (45,000 - Grass)
2019 Record	5-7
2019 Conference Record/Finish	3-6 (8th)
Postseason	None
Chancellor	Dr. Victor J. Boschini Jr.
Athletics Director	Jeremiah Donati
Head Coach	Gary Patterson
Alma Mater	Kansas State, 1983
Record at TCU	172-70 (21st Season)
Record vs. Kansas	8-1
Series History	9-23-4

## MEDIA RELATIONS

Mark Cohen - Associate Athletics Director for Communications

Office	817-257-5394
Email	m.cohen@tcu.edu
Website	GoFrogs.com

## 2020 SCHEDULE

Sept. 12	SMU
Sept. 26	IOWA STATE
Oct. 3	at Texas
Oct. 10	KANSAS STATE
Oct. 24	OKLAHOMA
Oct. 31	at Baylor
Nov. 7	TEXAS TECH
Nov. 14	at West Virginia
Nov. 28	at Kansas
Dec. 5	OKLAHOMA STATE

GAME  
10

## AT TEXAS TECH

Dec. 5, 2020 | TBA  
Jones AT&T Stadium | Lubbock, Texas

## GENERAL INFO

Location	Lubbock, Texas
Enrollment	36,551
Colors	Scarlet & Black
Conference	Big 12
Stadium	Jones AT&T Stadium (60,454 - FieldTurf)
2019 Record	4-8
2019 Conference Record/Finish	2-7 (9th)
Postseason	None
Chancellor	Robert L. Duncan
Athletics Director	Kirby Hocutt
Head Coach	Matt Wells
Alma Mater	Utah State, 1996
Record at Texas Tech	4-8 (Second Season)
Record vs. Kansas	0-1
Series History	2-19

## MEDIA RELATIONS

Matt Dowdy - Director

Office	806-834-4529
Email	matthew.dowdy@ttu.edu
Website	TexasTech.com

## 2020 SCHEDULE

Sept. 12	HOUSTON BAPTIST
Sept. 26	TEXAS
Oct. 3	at Kansas State
Oct. 10	at Iowa State
Oct. 24	WEST VIRGINIA
Oct. 31	OKLAHOMA
Nov. 7	at TCU
Nov. 14	BAYLOR
Nov. 28	at Oklahoma State
Dec. 5	KANSAS

# SERIES HISTORY

## COASTAL CAROLINA

<b>SERIES:</b>	<b>CCU LEADS 1-0</b>
<b>In Lawrence:</b>	<b>CCU leads 1-0</b>
<b>In Conway, S.C.:</b>	<b>First Meeting</b>
9/7/2019	Lawrence L 7-12

## BAYLOR

<b>SERIES:</b>	<b>BU LEADS 15-4</b>
<b>In Lawrence:</b>	<b>BU leads 6-4</b>
<b>In Waco, Texas:</b>	<b>BU leads 9-0</b>
9/18/1971	Lawrence W 22-0
9/10/1988	Lawrence L 14-27
9/23/1989	Waco L 3-46
10/10/1998	Waco L 24-31
11/6/1999	Lawrence W 45-10
10/5/2002	Waco L 32-35
10/18/2003	Lawrence W 28-21
10/21/2006	Waco L 35-36
10/13/2007	Lawrence W 58-10
10/2/2010	Waco L 7-55
11/12/2011	Lawrence (ot) L 30-31
11/3/2012	Waco L 14-41
10/26/2013	Lawrence L 14-59
11/1/2014	Waco L 14-60
10/10/2015	Lawrence L 7-66
10/15/2016	Waco L 7-49
11/4/2017	Lawrence L 9-38
9/22/2018	Waco L 7-26
11/30/2019	Lawrence L 6-61

## OKLAHOMA STATE

<b>SERIES:</b>	<b>OSU LEADS 38-29-3</b>
<b>In Lawrence:</b>	<b>OSU leads 21-15-1</b>
<b>In Stillwater, Okla.:</b>	<b>OSU leads 17-14-2</b>
10/13/1923	Lawrence W 9-0
10/4/1924	Lawrence L 0-3
10/3/1925	Lawrence W 13-3
10/31/1931	Lawrence L 7-13
11/2/1946	Lawrence W 14-13
11/15/1947	Stillwater W 13-7
10/30/1948	Lawrence W 13-7
10/22/1949	Stillwater W 55-14
10/21/1950	Lawrence W 40-7
11/17/1951	Stillwater W 27-12
11/15/1952	Lawrence W 12-7
11/14/1953	Lawrence L 14-41
11/13/1954	Stillwater L 12-47
11/12/1955	Lawrence W 12-7
10/26/1956	Stillwater W 21-13
11/16/1957	Lawrence W 13-7
11/15/1958	Stillwater L 3-6
11/14/1959	Lawrence W 28-14
11/22/1960	Stillwater W 14-7
10/28/1961	Lawrence W 42-8
10/27/1962	Stillwater W 36-17
10/26/1963	Lawrence W 41-7
10/24/1964	Stillwater W 14-13
10/23/1965	Lawrence W 9-0
10/22/1966	Stillwater L 7-10
10/21/1967	Stillwater W 26-15
10/19/1968	Lawrence W 49-19
11/1/1969	Lawrence L 25-28
10/31/1970	Stillwater L 7-19
10/30/1971	Lawrence L 10-17
11/4/1972	Stillwater W 13-10
11/3/1973	Lawrence T 10-10
11/2/1974	Stillwater L 13-24
10/25/1975	Lawrence L 19-35
10/9/1976	Stillwater L 14-21
10/22/1977	Lawrence L 0-21
10/21/1978	Stillwater L 7-21
10/27/1979	Lawrence L 17-30
10/25/1980	Stillwater T 14-14
10/10/1981	Lawrence L 7-20
10/9/1982	Stillwater T 24-24
10/22/1983	Lawrence L 10-27
10/20/1984	Stillwater L 10-47
10/26/1985	Lawrence L 10-17
10/25/1986	Stillwater L 6-24
11/14/1987	Lawrence L 17-49
11/12/1988	Stillwater L 24-63
11/4/1989	Lawrence L 24-37

11/3/1990	Stillwater W 31-30
11/2/1991	Stillwater W 31-0
11/2/1992	Lawrence W 26-18
10/30/1993	Stillwater W 13-6
10/29/1994	Lawrence W 24-14
11/18/1995	Stillwater W 22-17
9/5/1998	Lawrence L 28-38
11/13/1999	Stillwater L 13-45
11/16/2002	Lawrence L 20-55
11/15/2003	Stillwater L 21-44
10/14/2006	Lawrence L 33-42
11/10/2007	Stillwater W 43-28
11/20/2010	Lawrence L 14-48
10/8/2011	Stillwater L 28-70
10/13/2012	Lawrence L 14-20
11/9/2013	Stillwater L 6-42
10/11/2014	Lawrence L 20-27
10/24/2015	Stillwater L 10-58
10/22/2016	Lawrence L 20-44
11/25/2017	Stillwater L 17-58
9/29/2018	Lawrence L 28-48
11/16/2019	Stillwater L 13-31

## WEST VIRGINIA

<b>SERIES:</b>	<b>WVU LEADS 8-1</b>
<b>In Lawrence:</b>	<b>WVU leads 3-1</b>
<b>In Morgantown, W. Va.:</b>	<b>WVU leads 5-0</b>
11/8/1941	Morgantown L 0-21
12/1/1942	Morgantown L 10-59
11/16/2013	Lawrence W 31-19
10/4/2014	Morgantown L 14-33
11/21/2015	Lawrence L 0-49
11/5/2016	Morgantown L 21-48
9/23/2017	Lawrence L 34-56
10/6/2018	Morgantown L 22-38
9/21/2019	Lawrence L 24-29

## KANSAS STATE

<b>SERIES:</b>	<b>KU LEADS 66-46-5</b>
<b>In Lawrence:</b>	<b>KU leads 37-20-2</b>
<b>In Manhattan, Kan.:</b>	<b>KU leads 28-26-3</b>
10/4/1902	Lawrence W 16-0
10/3/1903	Lawrence W 34-0
11/19/1904	Manhattan W 41-4
11/25/1905	Lawrence W 28-0
11/24/1906	Manhattan L 4-6
10/26/1907	Lawrence W 29-10
10/10/1908	Lawrence W 12-6
10/16/1909	Manhattan W 5-3
10/21/1911	Manhattan W 6-0
10/26/1912	Lawrence W 19-6
10/25/1913	Manhattan W 26-0
10/26/1914	Lawrence W 27-0
10/23/1915	Manhattan W 19-7
10/28/1916	Lawrence T 0-0
11/3/1917	Manhattan W 9-0
11/28/1918	Lawrence W 13-7
11/1/1919	Lawrence W 16-3
10/30/1920	Manhattan W 14-0
10/29/1921	Lawrence W 21-7
10/28/1922	Manhattan T 7-7
10/27/1923	Lawrence T 0-0
10/18/1924	Manhattan L 0-6
10/17/1925	Lawrence L 7-14
10/16/1926	Manhattan L 0-27
10/15/1927	Lawrence L 2-13
10/20/1928	Manhattan W 7-0
10/19/1929	Lawrence L 0-6
10/18/1930	Manhattan W 14-0
10/17/1931	Lawrence L 0-13
11/19/1932	Manhattan W 19-0
10/28/1933	Lawrence L 0-6
10/20/1934	Manhattan L 0-13
10/26/1935	Lawrence W 9-2
10/24/1936	Manhattan L 6-26
11/13/1937	Lawrence L 0-7
10/29/1938	Manhattan W 27-7
11/3/1939	Lawrence L 6-27
10/26/1940	Manhattan L 0-20
11/15/1941	Lawrence W 20-16
10/24/1942	Manhattan W 19-7
10/30/1943	Lawrence W 25-2

11/11/1944	Manhattan L 14-18
11/17/1945	Lawrence W 27-0
11/16/1946	Manhattan W 34-0
11/1/1947	Lawrence W 55-0
11/13/1948	Manhattan W 20-14
10/29/1949	Lawrence W 38-0
11/18/1950	Manhattan W 47-7
10/27/1951	Lawrence W 33-14
11/1/1952	Manhattan W 26-6
11/7/1953	Lawrence L 0-7
10/30/1954	Manhattan L 6-28
11/5/1955	Lawrence L 0-46
11/3/1956	Manhattan W 20-15
11/9/1957	Lawrence W 13-7
11/1/1958	Manhattan W 21-12
10/17/1959	Lawrence W 33-14
9/24/1960	Manhattan W 41-0
11/1/1961	Lawrence W 34-0
11/3/1962	Manhattan W 38-0
11/2/1963	Lawrence W 34-0
10/31/1964	Manhattan W 7-0
10/30/1965	Lawrence W 34-0
10/29/1966	Manhattan T 3-3
11/4/1967	Lawrence W 17-16
11/16/1968	Manhattan W 38-29
10/11/1969	Lawrence L 22-26
10/10/1970	Manhattan W 21-15
10/9/1971	Lawrence W 39-13
10/14/1972	Manhattan L 19-20
10/13/1973	Lawrence W 25-18
10/12/1974	Manhattan W 20-13
11/1/1975	Lawrence W 28-0
10/23/1976	Manhattan W 24-14
11/5/1977	Lawrence W 29-21
11/18/1978	Manhattan L 20-36
11/3/1979	Lawrence W 36-28
11/1/1980	Manhattan W 20-18
10/24/1981	Lawrence W 17-14
10/23/1982	Manhattan L 7-36
10/15/1983	Lawrence W 31-3
10/13/1984	Manhattan L 7-24
10/19/1985	Lawrence W 38-7
10/18/1986	Manhattan L 12-29
11/7/1987	Manhattan T 17-17
11/5/1988	Lawrence W 30-12
10/28/1989	Manhattan W 21-16
10/27/1990	Lawrence W 27-24
10/12/1991	Manhattan L 12-16
10/10/1992	Lawrence W 31-7
10/9/1993	Manhattan L 9-10
10/6/1994	Lawrence L 13-21
10/28/1995	Manhattan L 7-41
11/9/1996	Lawrence L 12-38
11/8/1997	Manhattan L 16-48
10/31/1998	Lawrence L 6-54
10/9/1999	Manhattan L 9-50
10/7/2000	Lawrence L 13-52
10/27/2001	Manhattan L 6-40
11/2/2002	Lawrence L 0-64
10/25/2003	Manhattan L 6-42
10/9/2004	Lawrence W 31-28
10/8/2005	Manhattan L 3-12
11/18/2006	Lawrence W 39-20
10/6/2007	Manhattan W 30-24
11/1/2008	Lawrence W 52-21
11/7/2009	Manhattan L 10-17
10/14/2010	Lawrence L 7-59
10/22/2011	Lawrence L 21-59
10/6/2012	Manhattan L 16-56
11/30/2013	Lawrence L 10-31
11/29/2014	Manhattan L 13-51
11/28/2015	Lawrence L 14-45
11/26/2016	Manhattan L 19-34
10/28/2017	Lawrence L 20-30
11/10/2018	Manhattan L 17-21
11/2/2019	Lawrence L 10-38

## OWA STATE

<b>SERIES:</b>	<b>KU LEADS 50-43-6</b>
<b>In Lawrence:</b>	<b>KU leads 28-18-3</b>
<b>In Ames, Iowa:</b>	<b>ISU leads 25-22-3</b>
10/15/1898	Lawrence W 11-6
10/14/1916	Ames L 0-13
10/27/1917	Lawrence W 7-0
10/25/1919	Ames T 0-0
10/23/1920	Lawrence W 7-0
11/5/1921	Ames W 14-7
10/11/1924	Lawrence L 10-13
10/10/1925	Ames L 0-20
10/27/1928	Lawrence T 0-0
10/26/1929	Ames W 33-0
10/25/1930	Lawrence W 20-6
10/15/1932	Ames W 26-0
11/18/1933	Lawrence W 20-6
11/3/1934	Ames T 0-0
11/23/1935	Lawrence L 12-21
10/10/1936	Ames L 7-21
10/16/1937	Lawrence W 14-6
10/22/1938	Ames L 7-21
10/7/1939	Lawrence W 14-0
10/5/1940	Ames L 0-7
10/25/1941	Lawrence W 13-0
11/14/1942	Ames L 13-20
10/9/1943	Lawrence L 6-13
10/14/1944	Ames L 0-25
10/6/1945	Lawrence T 13-13
10/12/1946	Ames W 24-8
10/4/1947	Lawrence W 27-7
10/9/1948	Ames W 20-7
10/1/1949	Lawrence L 6-19
10/14/1950	Ames W 33-21
9/29/1951	Lawrence W 53-33
10/1/1952	Ames W 43-0
10/3/1953	Lawrence W 23-0
10/9/1954	Ames L 6-33
10/8/1955	Lawrence T 7-7
10/13/1956	Ames W 25-14
10/12/1957	Lawrence L 6-21
10/11/1958	Ames W 7-0
10/31/1959	Lawrence W 7-0
10/8/1960	Ames W 28-14
10/14/1961	Lawrence W 21-7
10/13/1962	Ames W 29-8
10/12/1963	Lawrence L 14-17
10/10/1964	Ames W 42-6
10/9/1965	Lawrence L 7-21
10/8/1966	Ames L 7-24
10/28/1967	Lawrence W 28-14
10/26/1968	Ames W 46-25
10/25/1969	Ames L 20-44
10/24/1970	Lawrence W 24-10
10/23/1971	Ames L 24-40
10/28/1972	Lawrence L 8-34
10/27/1973	Ames W 22-20
10/26/1974	Lawrence L 6-22
10/18/1975	Ames W 21-10
11/6/1976	Lawrence L 17-31
10/29/1977	Ames L 3-41
10/28/1978	Lawrence L 7-13
10/20/1979	Ames W 24-7
10/18/1980	Lawrence W 28-17
11/7/1981	Ames W 24-11
11/6/1982	Lawrence W 24-17
10/8/1983	Ames L 35-38
10/6/1984	Lawrence W 33-14
10/12/1985	Ames L 21-22
10/11/1986	Lawrence L 10-13
10/24/1987	Lawrence L 28-42
10/22/1988	Ames L 14-42
10/7/1989	Lawrence L 20-24
10/6/1990	Ames T 34-34
11/9/1991	Lawrence W 41-0
10/17/1992	Ames W 50-47
10/16/1993	Lawrence W 35-20
10/15/1994	Ames W 41-23
10/14/1995	Lawrence W 34-7
11/2/1996	Ames W 34-31
11/1/1997	Lawrence W 34-24
11/21/1998	Ames L 20-23



11/20/1999	Lawrence	W	31-28
11/18/2000	Ames	L	17-38
11/17/2001	Lawrence	L	7-49
8/31/2002	Ames	L	3-45
11/22/2003	Lawrence	W	36-7
10/30/2004	Ames	L	7-13
11/26/2005	Lawrence (ot)	W	24-21
11/4/2006	Ames	W	41-10
11/17/2007	Lawrence	W	45-7
10/4/2008	Ames	W	35-33
10/10/2009	Lawrence	W	41-36
10/30/2010	Ames	L	16-28
11/5/2011	Ames	L	10-13
11/17/2012	Lawrence	L	23-51
11/23/2013	Ames	L	0-34
11/8/2014	Lawrence	W	34-14
10/3/2015	Ames	L	13-38
11/12/2016	Lawrence	L	24-31
10/14/2017	Ames	L	0-45
11/3/2018	Lawrence	L	3-27
11/23/2019	Ames	L	31-41

**OKLAHOMA**

**SERIES:** **OU LEADS 77-27-6**  
**In Lawrence:** **OU leads 36-14-3**  
**In Norman, Okla.:** **OU leads 40-13-3**

**Neutral Sites:** **OU leads 1-0-0**

11/7/1903	Lawrence	W	17-5
10/21/1904	Norman	W	16-0
10/21/1905	Lawrence	W	34-0
10/20/1906	Lawrence	W	20-4
10/19/1907	Norman	W	15-0
10/17/1908	Lawrence	W	11-0
10/9/1909	Lawrence	W	11-0
11/12/1910	Norman	W	2-0
11/11/1911	Lawrence	L	0-3
11/2/1912	Lawrence	L	5-6
11/1/1913	Norman	L	7-21
10/31/1914	Lawrence	T	16-16
10/30/1915	Norman	L	14-23
11/4/1916	Lawrence	W	21-13
11/10/1917	Norman	W	13-6
11/9/1918	Lawrence	L	0-33
11/8/1919	Lawrence	T	0-0
11/6/1920	Norman	L	9-21
11/5/1921	Norman	L	7-24
11/4/1922	Lawrence	W	19-3
11/3/1923	Norman	W	7-3
11/15/1924	Lawrence	W	20-0
11/7/1925	Norman	T	0-0
11/11/1926	Lawrence	W	10-9
11/12/1927	Norman	L	7-26
11/17/1928	Lawrence	L	0-7
11/9/1929	Norman	W	7-0
11/15/1930	Lawrence	W	13-0
11/7/1931	Norman	L	0-10
10/8/1932	Lawrence	L	6-21
11/4/1933	Norman	L	0-20
10/27/1934	Lawrence	T	7-7
11/2/1935	Norman	W	7-0
10/17/1936	Lawrence	L	0-14
10/23/1937	Norman	W	6-3
10/15/1938	Lawrence	L	0-19
10/21/1939	Norman	L	7-27
10/9/1940	Lawrence	L	0-13
11/1/1941	Norman	L	0-38
10/17/1942	Lawrence	L	0-25
11/6/1943	Norman	L	13-26
11/18/1944	Lawrence	L	0-20
10/20/1945	Norman	L	7-39
11/9/1946	Lawrence	W	16-13
10/18/1947	Norman	T	13-13
11/20/1948	Lawrence	L	7-60
10/15/1949	Norman	L	26-48
11/11/1950	Lawrence	L	13-33
10/20/1951	Norman	L	21-33
10/18/1952	Lawrence	L	20-42
10/17/1953	Norman	L	0-45
10/16/1954	Lawrence	L	0-65
10/15/1955	Norman	L	6-44
10/20/1956	Lawrence	L	12-34
10/19/1957	Norman	L	0-47
10/18/1958	Lawrence	L	0-43
10/24/1959	Norman	L	6-7
10/15/1960	Lawrence	T	13-13
10/21/1961	Norman	W	10-0
10/20/1962	Lawrence	L	7-13

10/19/1963	Norman	L	18-21
10/17/1964	Lawrence	W	15-14
10/16/1965	Norman	L	7-21
10/15/1966	Lawrence	L	0-35
11/18/1967	Norman	L	10-14
11/9/1968	Lawrence	L	23-27
11/15/1969	Norman	L	15-31
11/14/1970	Lawrence	L	24-28
11/13/1971	Norman	L	10-56
11/18/1972	Lawrence	L	7-31
11/17/1973	Norman	L	20-48
11/16/1974	Lawrence	L	14-45
11/8/1975	Norman	W	23-3
10/16/1976	Lawrence	L	10-28
10/1/1977	Norman	L	9-42
10/14/1978	Lawrence	L	16-17
11/10/1979	Norman	L	0-38
11/8/1980	Lawrence	L	19-21
10/17/1981	Norman	L	7-45
10/16/1982	Lawrence	L	14-38
10/29/1983	Norman	L	14-45
10/27/1984	Lawrence	W	28-11
11/2/1985	Norman	L	6-48
11/1/1986	Lawrence	L	3-64
10/31/1987	Lawrence	L	10-71
10/29/1988	Norman	L	14-63
9/30/1989	Lawrence	L	6-45
9/29/1990	Norman	L	17-31
10/26/1991	Norman	L	3-41
10/24/1992	Lawrence	W	27-10
10/23/1993	Norman	L	25-38
10/22/1994	Lawrence	L	17-20
10/21/1995	Norman	W	38-17
10/5/1996	Norman	W	52-24
10/4/1997	Lawrence	W	20-17
9/30/2000	Norman	L	16-34
10/13/2001	Lawrence	L	10-38
10/23/2004	Norman	L	10-41
10/15/2005	Kansas City, Mo.	L	3-19
10/18/2008	Norman	L	31-45
10/24/2009	Lawrence	L	13-35
10/15/2011	Lawrence	L	17-47
10/20/2012	Norman	L	7-52
10/19/2013	Lawrence	L	19-34
11/22/2014	Norman	L	7-44
10/31/2015	Lawrence	L	7-62
10/29/2016	Norman	L	3-56
11/18/2017	Lawrence	L	3-41
11/17/2018	Norman	L	40-55
10/5/2019	Lawrence	L	20-45

**TEXAS**

**SERIES:** **UT LEADS 16-3**  
**In Lawrence:** **UT leads 7-3**  
**In Austin, Texas:** **UT leads 9-0**

11/23/1901	Lawrence	W	12-0
9/24/1938	Lawrence	W	19-18
11/16/1996	Lawrence	L	17-38
11/15/1997	Austin	L	31-45
11/11/2000	Lawrence	L	16-51
11/10/2001	Austin	L	0-59
11/13/2004	Lawrence	L	23-27
11/12/2005	Austin	L	14-66
11/15/2008	Lawrence	L	7-35
11/21/2009	Austin	L	20-51
10/29/2011	Austin	L	0-43
10/27/2012	Lawrence	L	17-21
11/2/2013	Austin	L	13-35
9/27/2014	Lawrence	L	0-23
11/7/2015	Austin	L	20-59
11/19/2016	Lawrence	W	24-21
11/11/2017	Austin	L	27-42
11/23/2018	Lawrence	L	17-24
10/19/2019	Austin	L	48-50

**TCU**

**SERIES:** **TCU LEADS 23-9-4**  
**In Lawrence:** **TCU leads 10-7**  
**In Fort Worth, Texas:** **TCU leads 11-2-2**  
**Neutral Sites:** **TCU leads 2-0-2**

10/10/1942	Fort Worth	L	6-41
9/23/1944	Kansas City, Mo.	L	0-7
9/22/1945	Kansas City, Mo.	L	0-18
9/21/1946	Kansas City, Mo.	T	0-0
9/20/1947	Kansas City, Mo.	T	0-0
9/18/1948	Lawrence	L	13-14
9/17/1949	Lawrence	L	0-28

9/23/1950	Lawrence	L	7-14
9/22/1951	Fort Worth	W	27-13
9/20/1952	Lawrence	W	13-0
9/19/1953	Fort Worth	L	0-13
9/18/1954	Lawrence	L	6-27
9/17/1955	Fort Worth	L	14-47
9/22/1956	Lawrence	L	0-32
9/21/1957	Fort Worth	T	13-13
9/20/1958	Lawrence	L	0-42
9/19/1959	Fort Worth	L	7-14
9/17/1960	Lawrence	W	21-7
9/23/1961	Fort Worth	L	16-17
9/22/1962	Lawrence	L	3-6
9/21/1963	Fort Worth	L	6-10
9/19/1964	Lawrence	W	7-3
9/18/1982	Lawrence	W	30-19
9/10/1983	Fort Worth	T	16-16
9/17/1994	Fort Worth	L	21-31
9/14/1995	Lawrence	W	38-20
9/14/1996	Fort Worth	W	52-17
9/6/1997	Lawrence	W	17-10
9/15/2012	Lawrence	L	6-20
10/12/2013	Fort Worth	L	17-27
11/15/2014	Lawrence	L	30-34
11/14/2015	Fort Worth	L	17-23
10/8/2016	Lawrence	L	23-24
10/21/2017	Fort Worth	L	0-43
10/27/2018	Lawrence	W	27-26
9/28/2019	Fort Worth	L	14-51

**TEXAS TECH**

**SERIES:** **TTU LEADS 19-2**  
**In Lawrence:** **TTU leads 10-1**  
**In Lubbock, Texas:** **TTU leads 9-1**

9/18/1965	Lubbock	L	7-28
9/17/1966	Lawrence	L	7-23
9/20/1969	Lubbock	L	22-28
9/19/1970	Lawrence	L	0-23
10/12/1996	Lawrence	L	7-30
10/11/1997	Lubbock	L	7-17
10/28/2000	Lawrence	L	39-45
10/6/2001	Lubbock (ot)	W	34-31
9/25/2004	Lawrence	L	30-31
10/1/2005	Lubbock	L	17-30
10/25/2008	Lawrence	L	21-63
10/31/2009	Lubbock	L	21-42
10/1/2011	Lawrence	L	34-45
11/10/2012	Lubbock (2ot)	L	34-41
10/5/2013	Lawrence	L	16-54
10/18/2014	Lubbock	L	21-34
10/17/2015	Lawrence	L	20-30
9/29/2016	Lubbock	L	19-55
10/7/2017	Lawrence	L	19-65
10/20/2018	Lubbock	L	16-48
10/28/2019	Lawrence	W	37-34

**SERIES HISTORY BY CONFERENCE**

<b>AMERICAN</b>	<b>G</b>	<b>W</b>	<b>L</b>	<b>T</b>	<b>FIRST/LAST</b>
Cincinnati	2	1	1	0	1995/1997
Houston	3	3	0	0	1994/2005
Memphis	2	0	2	0	2015/2016
SMU	6	2	4	0	1952/2000
Temple	1	0	1	0	1941/1941
Tulane	1	1	0	0	1958/1958
Tulsa	10	5	5	0	1933/2004
South Florida	2	1	1	0	2006/2008
<b>Totals</b>	<b>27</b>	<b>13</b>	<b>14</b>	<b>0</b>	<b>1933/2016</b>

<b>ATLANTIC COAST</b>	<b>G</b>	<b>W</b>	<b>L</b>	<b>T</b>	<b>FIRST/LAST</b>
Boston College	1	1	0	0	2019/2019
Duke	2	1	1	0	2009/2014
Florida State	7	2	5	0	1971/1993
Georgia Tech	3	1	2	0	1947/2011
Louisville	3	0	3	0	1980/1990
Miami (Fla.)	4	0	4	0	1957/1990
North Carolina	2	0	2	0	1984/1986
North Carolina State	2	0	2	0	1973/2003
Pittsburgh	3	0	3	0	1975/1980
Syracuse	8	4	4	0	1959/1980
Virginia	2	0	2	0	1990/1991
Virginia Tech	1	1	0	0	2007/2007
<b>Totals</b>	<b>38</b>	<b>10</b>	<b>28</b>	<b>0</b>	<b>1947/2019</b>

<b>BIG TEN</b>	<b>G</b>	<b>W</b>	<b>L</b>	<b>T</b>	<b>FIRST/LAST</b>
Illinois	5	2	3	0	1892/1968
Indiana	2	1	1	0	1967/1968
Iowa	10	7	3	0	1891/1960
Michigan	3	0	3	0	1893/1979
Michigan State	6	1	5	0	1934/1994
Minnesota	7	4	3	0	1893/2008
Nebraska	117	23	91	3	1892/2010
Northwestern	2	0	2	0	2003/2004
Penn State	1	0	1	0	1969/1969
Rutgers	2	1	1	0	2015/2018
Wisconsin	6	2	4	0	1901/1976
<b>Totals</b>	<b>161</b>	<b>41</b>	<b>117</b>	<b>3</b>	<b>1891/2018</b>

<b>BIG 12</b>	<b>G</b>	<b>W</b>	<b>L</b>	<b>T</b>	<b>FIRST/LAST</b>
Baylor	19	4	15	0	1971/2019
Iowa State	99	50	43	6	1898/2019
Kansas State	117	66	46	5	1902/2019
Oklahoma	110	27	77	6	1903/2019
Oklahoma State	70	29	38	3	1923/2019
Texas	19	3	16	0	1901/2019
TCU	36	9	23	4	1942/2019
Texas Tech	21	2	19	0	1965/2019
West Virginia	9	1	8	0	1941/2019
<b>Totals</b>	<b>500</b>	<b>191</b>	<b>285</b>	<b>24</b>	<b>1898/2019</b>

# 2020-21 BOWL SCHEDULE



COLLEGE FOOTBALL  
PLAYOFF



presented by  
Northwestern  
Mutual

PAC-12	G	W	L	T	FIRST/LAST
Arizona	6	3	2	1	1936/1966
California	5	2	3	0	1961/1992
Colorado	70	24	43	3	1903/2010
Oregon	2	1	0	1	1980/1981
Oregon State	6	4	2	0	1957/1992
Southern California	1	1	0	0	1983/1983
Stanford	1	0	1	0	1967/1967
UCLA	7	2	5	0	1953/2001
Utah	4	2	2	0	1950/1996
Washington	1	0	1	0	1978/1978
Washington State	9	7	2	0	1955/1977
<b>Totals</b>	<b>112</b>	<b>46</b>	<b>61</b>	<b>5</b>	<b>1903/2010</b>

ATLANTIC 10	G	W	L	T	FIRST/LAST
Villanova	1	0	1	0	1940/1940
<b>Totals</b>	<b>1</b>	<b>0</b>	<b>1</b>	<b>0</b>	<b>1940/1940</b>

BIG SKY	G	W	L	T	FIRST/LAST
Montana State	1	1	0	0	1989/1989
Northern Colorado	1	1	0	0	2009/2009
<b>Totals</b>	<b>2</b>	<b>2</b>	<b>0</b>	<b>0</b>	<b>1989/2009</b>

COLONIAL ATHLETIC	G	W	L	T	FIRST/LAST
Rhode Island	1	1	0	0	2016/2016
<b>Totals</b>	<b>1</b>	<b>1</b>	<b>0</b>	<b>0</b>	<b>2016/2016</b>

IVY	G	W	L	T	FIRST/LAST
Pennsylvania	1	0	1	0	1930/1930
<b>Totals</b>	<b>1</b>	<b>0</b>	<b>1</b>	<b>0</b>	<b>1930/1930</b>

MISSOURI VALLEY	G	W	L	T	FIRST/LAST
Illinois State	1	1	0	0	1998/1998
Indiana State	3	3	0	0	1985/2019
Missouri State	2	2	0	0	2001/2002
North Dakota State	1	0	1	0	2010/2010
South Dakota	1	1	0	0	2013/2013
South Dakota State	3	2	1	0	1947/2015
Southern Illinois	3	3	0	0	1986/2000
<b>Totals</b>	<b>14</b>	<b>12</b>	<b>2</b>	<b>0</b>	<b>1947/2019</b>

OHIO VALLEY	G	W	L	T	FIRST/LAST
Eastern Illinois	1	1	0	0	1985/1985
Jacksonville State	1	1	0	0	2003/2003
Southeast Missouri State	2	2	0	0	2014/2017
<b>Totals</b>	<b>4</b>	<b>4</b>	<b>0</b>	<b>0</b>	<b>1985/2017</b>

PIONEER	G	W	L	T	FIRST/LAST
Drake	17	10	6	1	1899/1940
<b>Totals</b>	<b>17</b>	<b>10</b>	<b>6</b>	<b>1</b>	<b>1899/1940</b>

SOUTHERN	G	W	L	T	FIRST/LAST
Western Carolina	1	1	0	0	1993/1993
<b>Totals</b>	<b>1</b>	<b>1</b>	<b>0</b>	<b>0</b>	<b>1993/1993</b>

SOUTHLAND	G	W	L	T	FIRST/LAST
McNeese State	1	1	0	0	2011/2011
Nicholls State	1	0	1	0	2018/2018
Northwestern State	1	1	0	0	2006/2006
Sam Houston State	1	1	0	0	2006/2008
Southeastern Louisiana	1	1	0	0	2007/2007
<b>Totals</b>	<b>5</b>	<b>4</b>	<b>1</b>	<b>0</b>	<b>2006/2018</b>

OTHERS	G	W	L	T	FIRST/LAST
Abilene (Kan.)	1	1	0	0	1896/1896
Ainsworth Medical	1	1	0	0	1898/1898
Baker	10	6	3	1	1890/1918
Beloit (Kan.)	1	0	0	1	1901/1901
Boston	2	2	0	0	1959/1962
Cal State Northridge	1	1	0	0	1999/1999
Creighton	3	3	0	0	1923/1933
Denver	9	6	2	1	1932/1950
Denver Athletic Club	3	2	1	0	1892/1896
Doane	3	3	0	0	1894/1896
Drury	1	1	0	0	1905/1905
College of Emporia	5	5	0	0	1903/1914
Emporia State	18	16	1	1	1895/1929
Fort Riley (Kan.)	1	0	1	0	1943/1943
George Washington	6	3	3	0	1933/1949
Glascio (Kan.)	1	1	0	0	1897/1897
Grinnell (Kan.)	4	2	2	0	1925/1928
Haskell (Kan.)	11	6	5	0	1896/1931
Iowa Navy Pre-Flight	1	0	1	0	1942/1942
James Milliken	1	1	0	0	1931/1931
Kansas City Medical	7	4	3	0	1896/1902
Kansas City YMCA	2	1	1	0	1890/1891
Kirkville Osteopathy	1	1	0	0	1901/1901
Knox	1	0	1	0	1902/1902
Loyola (Calif.)	1	1	0	0	1951/1951
Marquette	4	0	4	0	1928/1945
Midland	3	3	0	0	1895/1897
Olathe Navy	1	1	0	0	1944/1944
Ottawa	6	4	1	1	1894/1910
Pacific	1	0	0	1	1956/1956
Pittsburg State	1	1	0	0	1919/1919
Saint Louis	3	1	2	0	1906/1932
St. Benedict's	2	2	0	0	1934/1935
St. Mary's (Kan.)	8	8	0	0	1897/1912
Santa Clara	1	1	0	0	1952/1952
South Dakota	1	1	0	0	1900/1900
Warrensburg	5	5	0	0	1897/1943
Washburn	37	28	5	4	1891/1945
Washington (Mo.)	15	12	0	3	1891/1942
Wichita State	7	5	2	0	1902/1984
William Jewell	6	6	0	0	1905/1914
<b>Totals</b>	<b>196</b>	<b>145</b>	<b>38</b>	<b>13</b>	<b>1890/1999</b>

## COLLEGE FOOTBALL PLAYOFF

DATE	BOWL	TEAMS	LOCATION	TIME [ET]	TV
Fri, Jan. 1	Rose Bowl	CFB Playoff Semifinal	Pasadena, Calif.	5 p.m.	ESPN
Fri, Jan. 1	Allstate Sugar Bowl	CFB Playoff Semifinal	New Orleans, La.	8:45 p.m.	ESPN
Mon, Jan. 11	CFB Playoff National Championship	CFB Playoff Final	Miami Gardens, Fla.	8 p.m.	ESPN



## NEW YEARS SIX GAMES

DATE	BOWL	TEAMS	LOCATION	TIME [ET]	TV
Wed, Dec. 30	Goodyear Cotton Bowl	At-Large	Arlington, Texas	TBD	ESPN
Fri, Jan. 1	Chick-Fil-A Peach Bowl	At-Large	Atlanta, Ga.	TBA	ESPN
Sat, Jan. 2	PlayStation Fiesta Bowl	At-Large	Glendale, Ariz.	TBA	ESPN
Sat, Jan. 2	Capital One Orange Bowl	ACC/Notre Dame/Big Ten/SEC	Miami Gardens, Fla.	TBA	ESPN

\*Schedule is subject to change.



# OVER THE PAST 25 YEARS

WE'VE CROWNED OUR SHARE OF CHAMPIONS, WON AWARDS AND BUILT TRADITIONS. BUT INSTEAD OF LOOKING BACK, IN THE BIG 12 WE BELIEVE IN MOVING FORWARD. AND THAT OUR BEST IS JUST BEGINNING.





# 2019 SEASON REVIEW

## RESULTS

DATE	OPPONENT	SCORE	RESULT	ATTENDANCE
Aug. 31	INDIANA STATE	24-17	W	32,611
Sept. 7	COASTAL CAROLINA	7-12	L	33,493
Sept. 13	at Boston College	48-24	W	32,848
Sept. 21	* WEST VIRGINIA	29-24	L	35,816
Sept. 28	* at TCU	14-51	L	41,960
Oct. 5	* #6 OKLAHOMA	20-45	L	34,402
Oct. 19	* at #15 Texas	48-50	L	97,137
Oct. 26	* TEXAS TECH	34-37	W	31,036
Nov. 2	* #22 KANSAS STATE	10-38	L	47,233
Nov. 16	* at #25 Oklahoma State	13-31	L	55,388
Nov. 23	* at Iowa State	31-41	L	58,120
Nov. 30	* #9 BAYLOR	6-61	L	22,531

\*Big 12 Conference Game

## TEAM STATISTICS

	KU	OPP.
<b>SCORING</b>	<b>282</b>	<b>433</b>
Points Per Game	23.5	36.1
Points Off Turnovers	37	60
<b>FIRST DOWNS</b>	<b>224</b>	<b>310</b>
Rushing	92	152
Passing	116	138
Penalty	16	20
<b>RUSHING YARDAGE</b>	<b>1,749</b>	<b>2,742</b>
Yards gained rushing	2,021	2,976
Yards lost rushing	272	234
Rushing Attempts	383	551
Average Per Rush	4.6	5.0
Average Per Game	145.8	228.5
TDs Rushing	10	32
<b>PASSING YARDAGE</b>	<b>2,778</b>	<b>2,994</b>
Comp-Att-Int	235-390-14	240-376-6
Average Per Pass	7.1	8.0
Average Per Catch	11.8	12.5
Average Per Game	231.5	249.5
TDs Passing	25	22
<b>TOTAL OFFENSE</b>	<b>4,527</b>	<b>5,736</b>
Total Plays	773	927
Average Per Play	5.9	6.2
Average Per Game	377.2	478.0
<b>KICK RETURNS: #-Yards</b>	<b>44-873</b>	<b>26-531</b>
<b>PUNT RETURNS: #-Yards</b>	<b>9-46</b>	<b>18-274</b>
<b>INT RETURNS: #-Yards</b>	<b>6-69</b>	<b>14-137</b>
<b>KICK RETURN AVERAGE</b>	<b>19.8</b>	<b>20.4</b>
<b>PUNT RETURN AVERAGE</b>	<b>5.1</b>	<b>15.2</b>
<b>INT RETURN AVERAGE</b>	<b>11.5</b>	<b>9.8</b>
<b>FUMBLES-LOST</b>	<b>12-6</b>	<b>11-2</b>
<b>PENALTIES-Yards</b>	<b>66-601</b>	<b>80-746</b>
Average Per Game	50.1	62.2
<b>PUNTS-Yards</b>	<b>58-2,580</b>	<b>47-1,915</b>
Average Per Punt	44.5	40.7
Net punt average	39.1	38.1
<b>KICKOFFS-Yards</b>	<b>54-3,081</b>	<b>79-4,667</b>
Average Per Kick	57.1	59.1
Net kick average	40.3	39.2
<b>TIME OF POSSESSION/Game</b>	<b>26:43</b>	<b>33:17</b>
<b>3RD-DOWN Conversions</b>	<b>65/166</b>	<b>93/176</b>
3rd-Down Pct	39%	53%
<b>4TH-DOWN Conversions</b>	<b>7/20</b>	<b>8/16</b>
4th-Down Pct	35%	50%
<b>SACKS BY-Yards</b>	<b>17-130</b>	<b>23-152</b>
<b>MISC YARDS</b>	<b>7</b>	<b>9</b>
<b>TOUCHDOWNS SCORED</b>	<b>36</b>	<b>56</b>
<b>FIELD GOALS-ATTEMPTS</b>	<b>11-19</b>	<b>15-25</b>
<b>ON-SIDE KICKS</b>	<b>1-4</b>	<b>0-0</b>
<b>RED-ZONE SCORES</b>	<b>(30-34) 88%</b>	<b>(53-61) 87%</b>
<b>RED-ZONE TOUCHDOWNS</b>	<b>(20-34) 59%</b>	<b>(43-61) 70%</b>
<b>PAT-ATTEMPTS</b>	<b>(27-31) 87%</b>	<b>(50-52) 96%</b>

## SCORE BY QUARTER

	1Q	2Q	3Q	4Q	OT	Total
Kansas	40	62	63	117	0	282
Opponents	122	107	78	126	0	433

## RUSHING

	GP	ATT	GAIN	LOSS	NET	AVG	TD	LONG	AVG/G
Williams Jr., Pooka	11	203	1,116	55	1,061	5.2	3	65	96.5
Herbert, Khalil	4	43	401	17	384	8.9	2	82	96.0
Gardner, Velton	10	26	150	12	138	5.3	2	45	13.8
Stanley, Carter	12	67	226	158	68	1.0	1	36	5.7
Williams, Dom	4	20	78	15	63	3.2	0	27	15.8
Miles, Manny	5	7	30	8	22	3.1	1	13	4.4
Robinson Jr., Stephon	12	4	13	0	13	3.2	0	6	1.1
Locklin, Torry	4	3	4	0	4	1.3	0	2	1.0
Miles, Ben	12	3	1	0	1	0.3	0	1	0.1
Hampton, Quan	7	1	1	0	1	1.0	0	1	0.1
Hall, Hudson	9	1	1	0	1	0.0	1	1	0.1
Parchment, Andrew	12	1	0	0	0	0.0	0	0	0.0
TEAM	6	4	0	7	-7	-1.8	0	0	-1.2
<b>Total</b>	<b>12</b>	<b>383</b>	<b>2,021</b>	<b>272</b>	<b>1,749</b>	<b>4.6</b>	<b>10</b>	<b>82</b>	<b>145.8</b>
<b>Opponents</b>	<b>12</b>	<b>551</b>	<b>2,976</b>	<b>234</b>	<b>2,742</b>	<b>5.0</b>	<b>32</b>	<b>61</b>	<b>228.5</b>

## PASSING

	G	EFFIC	CMP-ATT-INT	PCT	YDS	TD	LNG	AVG/G
Stanley, Carter	12	136.35	226-371-11	60.9	2,664	24	75	222.0
Miles, Manny	5	105.15	9-17-2	52.9	114	1	33	22.8
MacVittie, Thomas	2	-200.00	0-1-1	0.0	0	0	0	0.0
TEAM	6	0.00	0-1-0	0.0	0	0	0	0.0
<b>Total</b>	<b>12</b>	<b>134.06</b>	<b>235-390-14</b>	<b>60.3</b>	<b>2,778</b>	<b>25</b>	<b>75</b>	<b>231.5</b>
<b>Opponents</b>	<b>12</b>	<b>146.83</b>	<b>240-376-6</b>	<b>63.8</b>	<b>2,994</b>	<b>22</b>	<b>52</b>	<b>249.5</b>

## RECEIVING

	G	NO	YDS	AVG	TD	LONG	AVG/G
Parchment, Andrew	12	65	831	12.8	7	75	69.2
Robinson Jr., Stephon	12	45	727	16.2	8	65	60.6
Lassiter II, Kwamie	11	34	352	10.4	1	36	32.0
Charlot, Daylon	12	33	413	12.5	2	32	34.4
Williams Jr., Pooka	11	27	214	7.9	2	27	19.5
Sosinski, James	7	7	72	10.3	1	20	10.3
Luavasa, Jack	12	6	46	7.7	1	19	3.8
Gardner, Velton	10	6	24	4.0	0	11	2.4
Williams, Takulve	10	4	24	6.0	1	11	2.4
Fairchild, Mason	11	2	32	16.0	0	23	2.9
Hampton, Quan	7	2	19	9.5	1	10	2.7
Fairs, Evan	2	1	21	21.0	0	21	10.5
Roe, Spencer	9	1	2	2.0	1	2	0.2
Miles, Ben	12	1	2	2.0	0	2	0.2
Herbert, Khalil	4	1	-1	-1.0	0	0	-0.2
<b>Total</b>	<b>12</b>	<b>235</b>	<b>2,778</b>	<b>11.8</b>	<b>25</b>	<b>75</b>	<b>231.5</b>
<b>Opponents</b>	<b>12</b>	<b>240</b>	<b>2,994</b>	<b>12.5</b>	<b>22</b>	<b>52</b>	<b>249.5</b>

## TOTAL OFFENSE

	G	PLAYS	RUSH	PASS	TOTAL	AVG/G
Stanley, Carter	12	438	68	2,664	2,732	227.7
Williams Jr., Pooka	11	203	1,061	0	1,061	96.5
Herbert, Khalil	4	43	384	0	384	96.0
Gardner, Velton	10	26	138	0	138	13.8
Miles, Manny	5	24	22	114	136	27.2
Williams, Dom	4	20	63	0	63	15.8
Robinson Jr., Stephon	12	4	13	0	13	1.1
Locklin, Torry	4	3	4	0	4	1.0
Miles, Ben	12	3	1	0	1	0.1
Hall, Hudson	9	1	1	0	1	0.1
Hampton, Quan	7	1	1	0	1	0.1
Team	6	5	-7	0	-7	-1.2
<b>Total</b>	<b>12</b>	<b>773</b>	<b>1,749</b>	<b>2,778</b>	<b>4,527</b>	<b>377.2</b>
<b>Opponents</b>	<b>12</b>	<b>927</b>	<b>2,742</b>	<b>2,994</b>	<b>5,736</b>	<b>478.0</b>

## SCORING

	TD	PATS				PASS	DXP	SAF	PTS
		FGs	KICK	RUSH	RCV				
Jones, Liam	0	11-18	26-30	0-0	0	0-0	0	0	59
Robinson, Stephon	8	0-0	0-0	0-0	0	0-0	0	0	48
Parchment, Andrew	7	0-0	0-0	0-0	1	1-1	0	0	44
Williams Jr., Pooka	5	0-0	0-0	0-0	0	0-0	0	0	30
Charlot, Daylon	2	0-0	0-0	0-0	1	0-0	0	0	14
Gardner, Velton	2	0-0	0-0	0-0	0	0-0	0	0	12
Herbert, Khalil	2	0-0	0-0	0-0	0	0-0	0	0	12
Luavasa, Jack	1	0-0	0-0	0-0	1	0-0	0	0	8
Defense, Hasan	1	0-0	0-0	0-0	0	0-0	0	0	6
Williams, Takulve	1	0-0	0-0	0-0	0	0-0	0	0	6
Hall, Hudson	1	0-0	0-0	0-0	0	0-0	0	0	6
Stanley, Carter	1	0-0	0-0	0-0	0	1-1	0	0	6
Miles, Manny	1	0-0	0-0	0-0	0	0-0	0	0	6
Hampton, Quan	1	0-0	0-0	0-0	0	0-0	0	0	6
Lassiter II, Kwamie	1	0-0	0-0	0-0	0	0-0	0	0	6
Roe, Spencer	1	0-0	0-0	0-0	0	0-0	0	0	6
Sosinski, James	1	0-0	0-0	0-0	0	0-0	0	0	6
Borcila, Jacob	0	0-1	1-1	0-0	0	0-0	0	0	1
<b>Total</b>	<b>36</b>	<b>11-19</b>	<b>27-31</b>	<b>0-1</b>	<b>3</b>	<b>3-4</b>	<b>-</b>	<b>-</b>	<b>282</b>
<b>Opponents</b>	<b>56</b>	<b>15-25</b>	<b>50-52</b>	<b>0-1</b>	<b>-</b>	<b>0-2</b>	<b>1</b>	<b>-</b>	<b>433</b>

## KICK RETURNS

	NO	YDS	AVG	TD	LONG
Horne, Jamahl	20	442	22.1	0	40
Robinson, Stephon	11	247	22.5	0	30
Logan, Kenny	9	150	16.7	0	50
Flomo, Gayflor	2	14	7.0	0	10
Dineen, Jay	1	8	8.0	0	8
Miles, Ben	1	12	12.0	0	12
<b>Total</b>	<b>44</b>	<b>873</b>	<b>19.8</b>	<b>0</b>	<b>40</b>
<b>Opponents</b>	<b>26</b>	<b>531</b>	<b>20.4</b>	<b>0</b>	<b>41</b>

## PUNT RETURNS

	NO	YDS	AVG	TD	LONG
Logan, Kenny	5	28	5.6	0	14
Lassiter, Kwamie	4	18	4.5	0	11
<b>Total</b>	<b>9</b>	<b>46</b>	<b>5.1</b>	<b>0</b>	<b>14</b>
<b>Opponents</b>	<b>18</b>	<b>274</b>	<b>15.2</b>	<b>1</b>	<b>73</b>

## FUMBLE RETURNS

	NO	YDS	AVG	TD	LONG
Klusman, Logan	1	0	0.0	0	0
<b>Total</b>	<b>1</b>	<b>0</b>	<b>0</b>	<b>0</b>	<b>0</b>
<b>Opponents</b>	<b>0</b>	<b>-10</b>	<b>0</b>	<b>1</b>	<b>0</b>

## INTERCEPTIONS

	NO	YDS	AVG	TD	LONG
Stevens-McKenzie, Najee	2	2	1.0	0	2
McCullough, Jeremiah	1	13	13.0	0	13
Thomas, Ricky	1	0	0.0	0	0
Defense, Hasan	1	57	57.0	1	57
Lee, Mike	1	-3	-3.0	0	0
<b>Total</b>	<b>6</b>	<b>69</b>	<b>11.5</b>	<b>1</b>	<b>57</b>
<b>Opponents</b>	<b>14</b>	<b>37</b>	<b>9.8</b>	<b>0</b>	<b>34</b>

## FIELD GOAL SEQUENCE

	KANSAS	OPPONENTS
Indiana State	49, (36)	51, 45, (20)
Coastal Carolina	40	31, 27
Boston College	(24), (30)	(40), 31
West Virginia	(23)	42, (37), (44), (22)
TCU	49	(25), 42
Oklahoma	--	(32)
Texas	46, (23), 37, (46)	(39), (33)
Texas Tech	40, (32)	(24), (27)
Kansas State	(34)	(39)
Oklahoma State	42	45, (44), 48, 26
Iowa State	(36), (37), 35, (30)	--
Baylor	--	(23), (23)

Numbers in parentheses indicate field goal was made.

## FIELD GOALS

	FGM-FGA	PCT	1-19	20-29	30-39	40-49	50-99	LG	BLK
Jones, Liam	11-18	61.1	0-0	3-3	7-9	1-6	0-0	46	2
Borcila, Jacob	0-1	0	0	0	0	0	0	0	0

## PUNTING

	NO.	YDS	AVG	LONG	TB	FC	I20	50+
Thompson, Kyle	57	2,538	44.5	73	2	13	18	17
Gagen, Donovan	1	42	42.0	42	0	1	0	0
<b>Total</b>	<b>58</b>	<b>2,580</b>	<b>44.5</b>	<b>73</b>	<b>2</b>	<b>14</b>	<b>18</b>	<b>17</b>
<b>Opponents</b>	<b>47</b>	<b>1,915</b>	<b>40.7</b>	<b>58</b>	<b>4</b>	<b>13</b>	<b>18</b>	<b>8</b>

## KICKOFFS

	NO.	YDS	AVG	TB	OB	RETN	NET	YDLN
Jones, Liam	52	3,028	58.2	15	3	--	--	--
Borcila, Jacob	2	53	26.5	0	1	--	--	--
<b>Total</b>	<b>54</b>	<b>3,081</b>	<b>57.1</b>	<b>15</b>	<b>4</b>	<b>20.4</b>	<b>40.3</b>	<b>24</b>
<b>Opponents</b>	<b>79</b>	<b>4,667</b>	<b>559.1</b>	<b>28</b>	<b>5</b>	<b>19.8</b>	<b>39.2</b>	<b>25</b>

## ALL PURPOSE

	G	RUSH	REC	PR	KOR	IR	TOT	AVG/G
Williams Jr., Pooka	11	1,061	214	0	0	0	1,275	115.9
Robinson Jr., Stephon	12	13	727	0	247	0	987	82.2
Parchment, Andrew	12	0	931	0	0	0	831	69.2
Horne, Jamahl	10	0	0	442	0	0	442	44.2
Charlot, Daylon	12	0	413	0	0	0	413	34.4
Herbert, Khalil	4	384	-1	0	0	0	383	95.8
Lassiter II, Kwamie	11	0	352	18	0	0	370	33.6
Logan, Kenny	12	0	0	28	150	0	178	14.8
Gardner, Velton	10	138	24	0	0	0	162	16.2
Sosinski, James	7	0	72	0	0	0	72	10.3
Stanley, Carter	12	68	0	0	0	0	68	5.7
Williams, Dom	4	63	0	0	0	0	63	15.8
Defense, Hasan	12	0	0	0	0	57	57	4.8
Luavasa, Jack	12	0	46	0	0	0	46	3.8
Fairchild, Mason	11	0	32	0	0	0	32	2.9
Williams, Takulve	10	0	24	0	0	0	24	2.4
Miles, Manny	5	22	0	0	0	0	22	4.4
Fairs, Evan	2	0	21	0	0	0	21	10.5
Hampton, Quan	7	1	19	0	0	0	20	2.9
Miles, Ben	12	1	2	0	12	0	15	1.2
Flomo, Gaylor	3	0	0	0	14	0	14	4.7
McCullough, Jeremiah	8	0	0	0	0	13	13	1.6
Dineen, Jay	12	0	0	0	8	0	8	0.7
Locklin, Torrey	4	4	0	0	0	0	4	1.0
Roe, Spencer	9	0	2	0	0	0	2	0.2
Stevens-McKenzie, Najee	12	0	0	0	0	2	2	0.2
Hall, Hudson	9	1	0	0	0	0	1	0.1
Lee, Mike	12	0	0	0	0	-3	-3	-0.2
TEAM	6	-7	0	0	0	0	-7	-1.2
<b>Total</b>	<b>12</b>	<b>1,749</b>	<b>2,778</b>	<b>46</b>	<b>873</b>	<b>69</b>	<b>5,515</b>	<b>459.6</b>
<b>Opponents</b>	<b>12</b>	<b>2,742</b>	<b>2,994</b>	<b>274</b>	<b>5531</b>	<b>137</b>	<b>6,678</b>	<b>556.5</b>

## DEFENSE

		GP	TACKLES			TFL/YDS	SACKS NO-YARDS	PASS DEF			FUMBLES		BLOCKED	
			SOLO	A	TOTAL			INT-YDS	BRUP	QBH	Rcv-YDS	FF	KICK	SAF
1L	Lee, Mike	12	54	18	72	1.5-4	--	1-3	2	--	--	2	--	--
1	Torneden, Bryce	12	49	22	71	4.5-10	0.5-4	--	1	1	1-0	1	--	--
7F	Ferguson, Davon	12	42	15	57	3.0-28	--	--	1	--	--	1	--	--
19	Potter, Gavin	12	37	19	56	3.5-17	1.5-14	--	1	5	--	--	--	--
15	Johnson, Kyron	12	36	19	55	5.5-22	1.0-13	--	1	3	--	--	--	--
5K	Kamara, Azur	12	29	22	51	6.0-27	3.5-22	--	--	4	--	--	--	--
9M	Stevens-McKenzie, Najee	12	34	10	44	8.5-19	0.5-3	2-2	1	--	--	--	--	--
8M	Mayberry, Kyle	12	35	6	41	3.0-7	--	--	5	1	--	--	--	--
40	Prox, Dru	4	30	9	39	2.5-22	2.0-22	--	1	--	--	1	--	--
97	Moragne, Darrius	12	29	10	39	4.5-16	2.5-13	--	1	2	--	--	--	--
43	Dineen, Jay	12	26	12	38	4.5-14	1.0-6	--	--	--	--	1	--	--
13	Defense, Hasan	12	27	10	37	--	--	1-57	8	1	--	--	--	--
90	Brown, Jelani	12	21	5	26	2.5-7	0.5-4	--	--	--	--	--	--	--
94	Cole, Codey	12	18	5	23	2.5-10	1.5-8	--	1	1	--	1	--	--
12	McCullough, Jeremiah	8	15	7	22	--	--	1-13	4	--	--	--	--	--
24	Thomas, Ricky	12	16	4	20	1.0-4	--	1-0	1	--	--	--	--	--
27	Ford, DeAnte	12	17	2	19	2.0-3	--	--	--	--	--	--	--	--
99	Lee, Malcolm	10	14	4	18	1.0-4	0.5-3	--	--	1	--	--	--	--
2	Harris, Corriane	9	12	3	15	--	--	--	2	--	--	--	--	--
93	Burt, Sam	10	12	3	15	1.0-2	--	--	--	--	--	--	--	--
23	Logan, Kenny	12	11	33	14	--	--	--	--	--	--	--	--	--
98	Sampson, Caleb	12	8	4	12	2.0-18	2.0-18	--	3	--	--	--	--	--
17	Jones, Elijah	7	8	1	9	1.0-2	1.0-2	--	--	--	--	--	--	--
3H	Hempstead, Elmore	10	7	2	9	--	--	--	4	--	--	--	--	--
44	McCaleb, Willie	12	2	4	6	--	--	--	--	--	--	--	--	--
34	Betts, Nate	4	4	1	55	--	--	--	--	--	--	--	--	--
8	Lassiter, Kwamie	11	4	--	4	--	--	--	--	--	--	--	--	--
26	Fiorentino, Rob	6	2	1	3	--	--	--	--	--	--	--	--	--
2C	Charlot, Daylon	12	2	1	3	--	--	--	--	--	--	--	--	--
88	Horne, Jamahl	10	2	1	3	--	--	--	--	--	--	--	--	--
11	Williams Jr., Pooka	11	3	--	3	--	--	--	--	--	--	--	--	--
14	Parker, Steven	4	1	1	2	--	--	--	--	1	--	--	--	--
16	Williams, Takulve	10	--	2	2	--	--	--	--	--	--	--	--	--
50	Harris, Marcus	2	1	1	2	--	--	--	--	--	--	--	--	--
2M	McNerney, Cody	12	2	--	2	--	--	--	--	--	--	--	--	--
95	Terry, DaJon	2	2	--	2	--	--	--	--	--	--	--	--	--
30	Root, Cooper	1	1	1	2	--	--	--	--	--	--	--	--	--
18	Gardner, Velton	10	2	--	2	--	--	--	--	--	--	--	--	--
91	Arnold, Jelani	11	2	--	2	--	--	--	--	--	--	--	--	--
4	Parchment, Andrew	12	2	--	2	--	--	--	--	--	--	--	--	--
85	Kaufman, Hunter	10	2	--	2	--	--	--	--	--	--	--	--	--
35	Caudle, Nick	11	--	1	1	--	--	--	--	--	--	--	--	--
68	Bostick, Earl	4	1	--	1	--	--	--	--	--	--	--	--	--
39	Malbrough, Ryan	3	1	--	1	--	--	--	--	--	--	--	--	--
80	Thompson, Kyle	12	1	--	1	--	--	--	--	--	--	--	--	--
29	Miles, Ben	12	1	--	1	--	--	--	--	--	--	--	--	--
55	Lewis, Reuben	1	1	--	1	--	--	--	--	--	--	--	--	--
81	McQueen, Kameron	7	1	--	1	--	--	--	--	--	--	--	--	--
5	Robinson Jr., Stephon	12	--	1	1	--	--	--	--	--	--	--	--	--
TM	Team	6	1	--	1	--	--	--	--	--	--	--	--	--
6K	Klusman, Logan	9	--	--	--	--	--	--	--	--	1-0	--	--	--
<b>Total</b>		<b>11</b>	<b>628</b>	<b>230</b>	<b>858</b>	<b>60-236</b>	<b>17-130</b>	<b>6-69</b>	<b>37</b>	<b>20</b>	<b>2-0</b>	<b>7</b>	<b>--</b>	<b>--</b>
<b>Opponents</b>		<b>11</b>	<b>501</b>	<b>174</b>	<b>675</b>	<b>76-280</b>	<b>23-152</b>	<b>14-137</b>	<b>38</b>	<b>23</b>	<b>6--10</b>	<b>2</b>	<b>4</b>	<b>--</b>



## GAME-BY-GAME STATISTICS

	FINAL	SCORE BY QUARTER				FIRST DOWNS				RUSHING			PASSING			TOTAL OFFENSE		PUNTING	FUMBLES	PENALTY	THIRD	TOTAL
GAME	SCORE	1	2	3	4	RU	PA	PN	TOT	ATT	YDS	TD	C-A-I	YDS	TD	ATT	YDS	NO-AVG	NO-LOST	NO-YDS	DOWNS	TOP
Indiana State	17	0	3	0	14	10	9	1	20	37	146	0	22-34-2	219	1	71	365	4-39.5	0-0	4-35	5-14	31:25
Kansas	24	7	3	6	8	6	13	1	20	34	103	0	20-29-0	241	2	63	344	3-49.0	4-3	7-49	4-12	28:35
Coastal Carolina	12	0	6	6	0	13	6	1	20	49	172	1	8-14-0	119	1	63	291	4-40.2	1-0	4-31	1-9	25:34
Kansas	7	7	0	0	0	10	7	0	17	37	173	1	13-19-2	107	0	56	280	2-49.5	1-0	5-40	4-10	34:26
Kansas	48	7	21	13	7	13	13	1	23	45	329	3	20-27-1	238	3	72	567	4-45.2	0-0	8-75	8-15	31:53
Boston College	24	17	7	0	0	12	12	3	26	47	228	1	21-41-0	219	2	88	447	4-41.5	2-0	8-55	10-19	28:07
West Virginia	29	7	3	10	9	13	11	1	25	48	192	3	25-37-0	202	0	56	394	4-164	0-0	5-41	9-18	37:41
Kansas	24	0	7	10	7	9	9	2	20	30	142	0	19-26-1	275	3	85	417	5-191	1-1	4-45	4-10	22:19
Kansas	14	0	0	0	14	3	3	2	8	18	75	1	12-29-0	84	1	47	159	9-437	1-0	2-10	1-11	20:25
TCU	51	21	17	0	13	15	14	0	29	61	319	4	19-27-0	306	2	88	625	4-155	1-0	10-95	14-19	39:35
Oklahoma	45	7	14	14	10	11	15	3	29	37	72	4	20-29-1	277	2	66	545	2-50.0	0-0	8-89	6-9	29:31
Kansas	24	7	0	0	13	5	11	2	18	32	41	0	18-28-0	230	3	60	360	5-43.0	0-0	9-82	6-14	30:29
Kansas	48	3	14	7	24	13	11	3	27	39	259	2	27-47-0	310	4	86	569	3-38.3	0-0	7-50	10-19	31:31
Texas	50	14	7	3	26	15	17	1	33	40	239	2	31-45-1	399	4	85	638	1-55	1-1	8-86	9-14	28:29
Texas Tech	34	7	10	10	7	12	11	5	28	45	212	1	23-34-0	271	3	79	483	5-42.2	3-1	8-69	6-15	32:28
Kansas	37	0	14	6	17	8	13	1	22	32	112	2	26-37-1	415	3	69	527	5-42.8	1-0	8-88	9-15	27:32
Kansas State	38	7	10	7	14	17	5	1	23	60	342	5	9-16-0	129	0	76	471	5-37.5	1-0	11-113	11-17	38:03
Kansas	10	3	0	0	7	2	9	1	12	25	61	1	15-26-2	180	0	51	241	5-42.6	0-0	4-55	2-10	21:57
Kansas	13	0	0	0	13	4	14	0	18	24	39	0	26-46-3	251	2	70	290	7-42.7	0-0	5-37	6-17	28:28
Oklahoma State	31	14	10	7	0	13	9	2	24	45	243	2	15-25-0	238	2	70	481	5-30.4	0-0	2-19	4-12	31:32
Kansas	31	6	3	15	7	10	12	0	22	32	165	0	23-44-0	328	3	76	493	4-45.2	0-0	6-55	9-19	25:43
Iowa State	41	7	7	7	20	5	18	1	24	35	117	2	29-42-1	372	4	77	489	4-40.2	0-0	6-50	10-16	34:17
Baylor	61	21	13	14	13	16	12	1	29	47	264	7	18-21-1	243	1	79	507	5-49.0	0-0	6-63	8-14	33:46
Kansas	6	0	0	6	0	9	5	3	17	35	161	0	16-32-4	119	1	67	280	6-48.0	2-0	1-15	2-14	26:14

## GAME-BY-GAME OFFENSIVE STARTERS

	WR	LT	LG	C	RG	RT	TE/WR	FB/WR	WR/RB	QB	RB
Indiana State	Parchment	Adeniji	Clark	Tovi	Hughes	McCauley	Luavasa	Miles	Robinson	Stanley	Herbert
Coastal Carolina	Parchment	Adeniji	Clark	Tovi	Hughes	Feder	Fairchild	Miles	Robinson	Stanley	Herbert
at Boston College	Parchment	Adeniji	Clark	Tovi	Hughes	McCauley	Luavasa	Miles	Robinson	Stanley	Williams Jr.
West Virginia	Parchment	Adeniji	Clark	Tovi	Hughes	McCauley	Luavasa	Miles	Robinson	Stanley	Williams Jr.
at TCU	Parchment	Adeniji	Clark	Mane	Hughes	McCauley	Luavasa	Charlot	Robinson	Stanley	Williams Jr.
Oklahoma	Parchment	Adeniji	Clark	Tovi	Hughes	McCauley	Luavasa	Miles	Robinson	Stanley	Williams Jr.
at Texas	Parchment	Adeniji	Clark	Tovi	Hughes	Feder	Luavasa	Charlot	Robinson	Stanley	Williams Jr.
Texas Tech	Parchment	Adeniji	Clark	Tovi	Lopeti	McCauley	Sosinski	Miles	Gardner	Stanley	Williams Jr.
Kansas State	Parchment	Adeniji	Clark	Tovi	Hughes	McCauley	Charlot	Miles	Robinson	Stanley	Williams Jr.
at Oklahoma State	Parchment	Adeniji	Clark	Mane	Lopeti	Feder	Lassiter	Miles	Robinson	Stanley	Williams Jr.
at Iowa State	Parchment	Adeniji	Clark	Tovi	Lopeti	McCauley	Luavasa	Lassiter	Robinson	Stanley	Williams Jr.
Baylor	Parchment	Adeniji	Lott	Tovi	Lopeti	McCauley	Lassiter	Charlot	Robinson	Stanley	Williams Jr.

## GAME-BY-GAME DEFENSIVE STARTERS

	DE	DT	DT/DE	OLB	LB	LB	NB	CB	S	S	CB
Indiana State	Moragne	Brown	Burt	Kamara	Johnson	Prox	Torneden	Defense	Lee	McCullough	Mayberry
Coastal Carolina	Moragne	Brown	Cole III	Kamara	Johnson	Prox	Torneden	Defense	Lee	McCullough	Harris
at Boston College	Moragne	Brown	Ma. Lee	Kamara	Johnson	Prox	Stevens-McKenzie	Defense	Lee	Torneden	Harris
West Virginia	Moragne	Brown	Ma. Lee	Kamara	Johnson	Prox	Torneden	Defense	Lee	McCullough	Harris
at TCU	Moragne	Brown	Ma. Lee	Kamara	Johnson	Potter	Torneden	Defense	Lee	McCullough	Harris
Oklahoma	Moragne	Brown	Ma. Lee	Kamara	Johnson	Potter	Torneden	Defense	Lee	McCullough	Harris
at Texas	Moragne	Brown	Sampson	Kamara	Johnson	Potter	Torneden	Defense	Lee	McCullough	Harris
Texas Tech	Moragne	Brown	Sampson	Kamara	Johnson	Potter	Torneden	Defense	Lee	Ferguson	Mayberry
Kansas State	Moragne	Brown	Sampson	Kamara	Johnson	Potter	Torneden	Defense	Lee	Ferguson	Mayberry
at Oklahoma State	Moragne	Brown	Sampson	Kamara	Johnson	Potter	Torneden	Defense	Lee	Ferguson	Mayberry
at Iowa State	Moragne	Brown	Sampson	Kamara	Johnson	Potter	Torneden	Defense	Lee	Ferguson	Mayberry
Baylor	Moragne	Brown	Sampson	Kamara	Johnson	Potter	Torneden	Defense	Lee	Ferguson	Mayberry

## GAME-BY-GAME RECEIVING

## GAME-BY-GAME TACKLES

	UA-A	TOT	INS	CCU	BC	WVU	TCU	OU	UT	TTU	KSU	OSU	ISU	BU
Lee, Mike	54-18	72	3-1	4-0	5-2	7-2	5-1	2-0	3-3	4-1	4-1	9-0	7-6	2-1
Torneden, Bryce	49-22	71	4-1	6-2	2-7	3-3	7-2	5-1	5-3	2-0	6-2	1-1	4-0	4-0
Ferguson, Davon	42-15	57	3-0	3-0	0-3	0-2	1-2	3-2	3-0	7-0	7-1	7-1	5-3	3-1
Potter, Gavin	37-19	56	--	--	3-2	2-0	9-2	0-1	6-3	6-1	4-1	1-3	0-6	6-0
Johnson, Kyron	36-19	55	5-0	3-4	3-4	5-4	2-5	3-1	2-1	6-0	1-0	3-0	0-1	5-1
Kamara, Azur	29-22	51	2-1	2-1	2-2	1-3	3-2	3-2	4-3	1-1	4-1	4-2	1-3	3-0
S-McKenzie, Najee	34-10	44	1-0	3-0	2-3	3-2	3-3	2-0	4-0	6-0	2-0	2-0	3-1	3-1
Mayberry, Kyle	35-6	41	6-0	1-0	2-2	2-2	2-0	1-1	3-0	2-0	5-1	5-0	6-0	--
Moragne, Darrius	29-10	39	7-0	3-0	0-1	2-3	2-3	--	--	4-0	4-1	4-0	2-1	1-1
Prox, Dru	30-9	39	8-1	10-1	6-4	6-3	--	--	--	--	--	--	--	--
Dineen, Jay	26-12	38	2-0	1-0	3-1	2-1	2-2	1-0	3-0	0-1	2-1	4-2	6-4	--
Defense, Hasan	27-10	37	1-0	--	0-1	4-2	1-0	2-0	5-2	4-1	4-0	1-1	1-2	4-1
Brown, Jelani	21-5	26	3-0	1-1	3-1	2-0	2-1	1-0	1-0	5-0	1-0	1-0	1-1	1-0
Cole III, Codey	18-5	23	1-0	1-0	2-0	2-0	2-1	2-1	1-1	--	3-0	--	2-0	1-0
McCullough, J.	15-7	22	1-0	--	1-3	1-2	3-0	4-2	4-0	1-0	--	--	--	--
Thomas, Ricky	16-4	20	--	3-0	--	0-1	3-1	2-1	2-1	--	2-0	--	2-0	2-0
Ford, DeAnte	17-2	19	--	--	--	--	4-0	1-1	1-1	6-0	--	1-0	1-0	3-0
Lee, Malcolm	14-4	18	--	4-1	1-2	1-1	1-0	--	--	1-0	2-0	2-0	2-0	--
Harris, Corione	12-3	15	2-0	--	1-2	2-1	2-0	4-0	1-0	--	--	--	--	--
Burt, Sam	12-3	15	3-1	--	--	1-1	2-0	--	--	2-0	1-1	1-0	1-0	1-0
Logan, Kenny	11-3	14	--	--	3-0	--	--	--	--	2-1	2-1	1-1	1-0	2-0
Sampson, Caleb	8-4	12	--	--	0-2	1-0	1-0	--	3-1	--	1-0	1-0	0-1	1-0
Jones, Elijah	8-1	9	2-0	--	--	--	2-1	--	--	--	--	--	--	4-0
Hempstead, Elmore	7-2	9	1-0	--	0-0	--	--	1-1	1-0	3-0	--	1-0	0-1	--
McCaleb, Willie	2-4	6	--	--	0-2	--	--	--	0-1	1-0	--	--	--	1-1
Betts, Nate	4-1	5	1-0	--	1-1	2-0	--	--	--	--	--	--	--	--
Lassiter II, Kwamie	4-0	4	--	--	--	--	--	--	1-0	--	--	--	--	--
Fiorentino, Rob	2-1	3	--	--	--	--	--	1-0	--	--	--	0-1	1-0	2-0
Charlot, Daylon	2-1	3	--	--	2-1	--	--	--	--	--	--	--	--	--
Williams Jr., Pooka	3-0	2	--	--	--	--	--	--	--	--	--	2-0	--	--
Horne, Jamahl	2-1	3	--	--	1-0	--	--	1-0	--	--	--	0-1	--	1-0
Root, Cooper	1-1	2	--	--	--	1-1	--	--	--	--	--	--	--	--
Kaufman, Hunter	2-0	2	--	--	1-0	--	--	--	1-0	--	--	--	--	--
Parchment, Andrew	2-0	2	--	2-0	--	--	--	--	--	--	--	--	--	--
Arnold, Jelani	2-0	2	1-0	--	--	--	1-0	--	--	--	--	--	--	--
McNerney, Cody	2-0	2	--	1-0	--	--	--	--	--	--	--	--	--	1-0
Parker, Steven	1-1	2	--	--	0-1	--	--	1-0	--	--	--	1-0	--	--
Gardner, Veltan	2-0	2	--	--	--	--	--	--	--	1-0	--	--	--	1-0
Terry, DaJon	2-0	2	1-0	1-0	--	--	--	--	--	--	--	--	--	--
Harris, Marcus	1-1	2	0-1	--	--	--	--	--	--	--	--	--	--	1-0
Williams, Takulve	0-2	2	--	--	0-1	--	--	--	--	--	--	0-1	--	--
Thompson, Kyle	1-0	1	--	--	--	--	--	1-0	--	--	--	--	--	--
Robinson Jr., Stephon	0-1	1	--	--	--	--	--	--	--	--	--	--	--	0-1
McQueen, Kameron	1-0	1	--	--	--	1-0	--	--	--	--	--	--	--	--
Lewis, Reuben	1-0	1	--	--	1-0	--	1-0	--	--	--	--	--	--	--
Malbrough, Ryan	1-0	1	--	--	--	--	1-0	--	--	--	--	--	--	--
Miles, Ben	1-0	1	--	--	--	--	1-0	--	--	--	--	--	--	--
Bostick, Earl	1-0	1	--	--	--	--	--	--	--	--	1-0	--	--	--
Caudle, Nick	0-1	1	--	--	--	--	--	--	--	--	0-1	--	--	--
Team	1-0	1	--	--	1-0	--	--	--	--	--	--	--	--	--

## GAME-BY-GAME SACKS

	UA-A	TOT	INS	CCU	BC	WVU	TCU	OU	UT	TTU	KSU	OSU	ISU	BU
Kamara, Azur	2-3	3.5	1-4	1-7	0.5-3	--	--	1.0-8	0.5-4	--	--	--	--	--
Moragne, Darrius	2-1	2.5	1-2	1-7	--	0.5-4	--	--	--	--	--	--	--	--
Sampson, Caleb	2-0	2.0	--	--	--	1.0-7	1.0-11	--	--	--	--	--	--	--
Prox, Dru	2-0	2.0	1-12	--	--	1.0-10	--	--	--	--	--	--	--	--
Potter, Gavin	1-1	1.5	--	--	--	--	--	--	1.5-14	--	--	--	--	--
Cole III, Codey	1-1	1.5	--	--	--	--	--	0.5-4	--	--	1.0-4	--	--	--
Dineen, Jay	1-0	1.0	--	--	--	--	--	--	1.0-6	--	--	--	--	--
Johnson, Kyron	1-0	1.0	--	--	--	--	--	--	--	--	--	--	--	1-0
Lee, Malcolm	0-1	0.5	--	--	0.5-3	--	--	--	--	--	--	--	--	--
Brown, Jelani	0-1	0.5	--	0.5-4	--	--	--	--	--	--	--	--	--	--
Torneden, Bryce	0-1	0.5	--	0.5-4	--	--	--	--	--	--	--	--	--	--
Stevens-McKenzie, N.	0-1	0.5	--	--	--	0.5-3	--	--	--	--	--	--	--	--

## GAME-BY-GAME TACKLES FOR LOSS

	UA-A	TOT	INS	CCU	BC	WVU	TCU	OU	UT	TTU	KSU	OSU	ISU	BU
Stevens-McKenzie, N.	8-1	8.5	--	2-7	1-1	1.5-4	--	--	1.0-1	--	--	1.0-2	1.0-2	1.0-2
Kamara, Azur	4-4	6.0	1-4	1.5-8	0.5-3	--	--	1.0-8	1.5-7	--	1.0-1	--	--	--
Johnson, Kyron	5-1	5.5	--	1-1	1-2	1.4-4	0.5-1	--	--	1.0-1	--	--	--	1-13
Torneden, Bryce	3-3	4.5	--	1-4	--	--	1.0-2	1.0-1	--	--	1.0-2	0.5-1	--	--
Moragne, Darrius	4-1	4.5	1-2	1-7	--	0.5-4	--	--	--	--	--	--	1.0-1	1.0-2
Dineen, Jay	4-1	4.5	--	--	1-3	--	--	--	1.0-6	--	--	2.5-5	--	--
Potter, Gavin	3-1	3.5	--	--	--	1.0-1	--	--	2.5-16	--	--	--	--	--
Ferguson, Davon	3-0	3.0	--	--	--	--	--	1.0-23	--	--	--	1.0-1	--	1.0-4
Mayberry, Kyle	3-0	3.0	--	--	--	--	--	--	--	--	--	2.0-4	1.0-3	--
Prox, Dru	2-1	2.5	1-12	0.5-0	--	1.0-10	--	--	--	--	--	--	--	--
Brown, Jelani	2-1	2.5	--	0.5-4	--	1.0-1	1.0-2	--	--	--	--	--	--	--
Cole III, Codey	2-1	2.5	--	--	--	1.0-2	--	0.5-4	--	--	1.0-4	--	--	--
Sampson, Caleb	2-0	2.0	--	--	--	1.0-7	1.0-11	--	--	--	--	--	--	--
Ford, DeAnte	2-0	2.0	--	--	--	--	--	1.0-1	--	1.0-2	--	--	--	--
Lee, Mike	1-1	1.5	--	--	--	--	0.5-1	--	--	--	--	1.0-3	--	--
Thomas, Ricky	1-0	1.0	--	1-4	--	--	--	--	--	--	--	--	--	--
Lee, Malcolm	0-2	1.0	--	0.5-4	0.5-3	--	--	--	--	--	--	--	--	--
Jones, Elijah	1-0	1.0	--	--	--	--	--	--	--	--	--	--	--	1.0-2
Burt, Sam	1-0	1.0	--	--	--	--	1.0-2	--	--	--	--	--	--	--



## KANSAS SCORING DRIVES

OPPONENT	NO. OF PLAYS	TOTAL YARDS	DRIVE TIME	TYPE OF SCORE	SCORE QTR/TIME	DRIVE START	SCORING PLAY
Indiana State	0	0	0:00	TD	1st/8:43	INS00	Defense 57 yd INT return
Indiana State	9	55	3:09	FG	2nd/6:17	KU27	Jones 36 yd FG
Indiana State	7	87	3:05	TD	3rd/8:40	KU13	Sosinski 10 yd TD pass
Indiana State	8	75	2:04	TD	4th/2:20	KU25	Charlot 22 yd TD pass
Coastal Car.	8	65	3:28	TD	1st/11:32	KU35	Herbert 41 yd TD rush
Boston Coll.	8	78	3:54	TD	1st/3:27	KU22	Luavasa 19 yd TD pass
Boston Coll.	3	48	0:50	TD	2nd/14:19	BC48	Hall 1 yd TD rush
Boston Coll.	11	81	5:15	TD	2nd/3:41	KU19	Parchment 4 yd TD pass
Boston Coll.	4	85	0:36	TD	2nd/0:05	KU15	Parchment 3 yd TD pass
Boston Coll.	12	69	4:32	FG	3rd/10:24	KU25	Jones 24 yd FG
Boston Coll.	8	87	3:12	TD	3rd/05:25	KU13	Williams Jr. 12 yd rush
Boston Coll.	9	60	3:57	FG	3rd/4:32	KU28	Jones 30 yd FG
Boston Coll.	1	6	0:06	TD	4th/5:44	BC06	Herbert 6 yd rush
West Virginia	7	75	2:43	TD	2nd/12:06	KU25	Lassiter II 28 yd TD pass
West Virginia	11	71	4:25	FG	3rd/6:06	KU25	Jones 23 yd FG
West Virginia	1	75	0:12	TD	3rd/4:08	KU25	Parchment 75 yd TD pass
West Virginia	10	70	2:49	TD	4th/2:10	KU30	Parchment 3 yd TD pass
TCU	2	45	0:17	TD	4th/12:10	TCU45	Gardner 45 yd rush
TCU	5	52	2:03	TD	4th/3:50	KU48	Williams Jr., 25 yd TD pass
Oklahoma	9	98	5:14	TD	1st/3:35	KU2	Charlot 22 yd TD pass
Oklahoma	2	75	1:04	TD	4th/9:35	KU25	Robinson 39 TD pass
Oklahoma	6	70	1:54	TD	4th/2:46	KU30	Robinson 24 yd TD pass
Texas	6	74	2:25	FG	1st/4:01	KU21	Jones 23 yd FG
Texas	9	50	3:17	TD	2nd/13:24	KU50	Williams Jr., 7 yd rush
Texas	4	60	1:47	TD	2nd/8:38	KU40	T. Williams, 16 yd TD pass
Texas	14	75	5:12	TD	3rd/9:48	KU25	Robinson 9 yd TD pass
Texas	1	16	0:08	TD	4th/10:06	UT16	Williams Jr., 16 yd rush
Texas	7	47	1:29	FG	4th/6:56	KU25	Jones 46 yd FG
Texas	7	36	1:54	TD	4th/4:25	UT36	Parchment 11 yd TD pass
Texas	6	75	1:36	TD	4th/1:11	KU25	Robinson 22 yd TD pass
Texas Tech	7	78	3:32	TD	2nd/4:41	KU22	Stanley 1 yd rush
Texas Tech	6	84	1:20	TD	2nd/0:59	KU16	Robinson 48 yd TD pass
Texas Tech	4	75	1:43	TD	3rd/3:56	KU25	Robinson 65 yd TD pass
Texas Tech	8	86	2:17	TD	4th/13:42	KU14	Parchment 70 yd TD pass
Texas Tech	10	70	3:50	TD	4th/5:12	KU30	Gardner 32 yd rush
Texas Tech	1	0	0:02	FG	4th/0:00	TTU14	Jones 32 yd FG
Kansas State	8	45	2:23	FG	1st/4:50	KU38	Jones 34 yd FG
Kansas State	5	66	0:55	TD	4th/0:35	KU34	M. Miles 1 yd rush
Oklahoma State	13	80	5:47	TD	4th/8:22	KU20	Robinson 14 yd TD pass
Oklahoma State	11	78	2:15	TD	4th/1:09	KU22	Hampton 9 yd TD pass
Iowa State	10	40	3:19	FG	1st/6:25	KU42	Jones 36 yd FG
Iowa State	8	49	2:49	FG	1st/0:49	KU31	Jones 37 yd FG
Iowa State	10	85	1:26	FG	2nd/0:10	KU02	Jones 30 yd FG
Iowa State	10	62	2:59	TD	3rd/1:30	KU38	Williams Jr., 27 yd TD pass
Iowa State	4	28	1:10	TD	3rd/0:13	ISU38	Roe 2 yd TD pass
Iowa State	7	73	2:54	TD	4th/10:42	KU27	Robinson 40 yd TD pass
Baylor	10	80	4:24	TD	3rd/1:29	KU20	Parchment 11 yd TD pass

## OPPONENT SCORING DRIVES

OPPONENT	NO. OF PLAYS	TOTAL YARDS	DRIVE TIME	TYPE OF SCORE	SCORE QTR/TIME	DRIVE START	SCORING PLAY
Indiana State	9	60	1:46	FG	2nd/0:01	INS25	Nunez 20 yd FG
Indiana State	14	77	6:08	TD	4th/10:52	INS23	Jones 26 yd pass
Indiana State	0	0	0:00	TD	4th/4:24	KU00	Moala 0 yd fum. recovery
Coastal Car.	6	64	2:00	TD	2nd/0:41	CCU36	Marable 20 yd rush
Coastal Car.	7	44	3:27	TD	3rd/7:58	KU44	Marable 8 yd rush
Boston Coll.	7	75	2:19	TD	1st/12:41	BC25	Dillon 2 yd rush
Boston Coll.	4	4	0:43	FG	1st/11:09	KU17	Boumerhi 40 yd FG
Boston Coll.	10	73	3:05	TD	1st/0:17	BC27	Idrizi 20 yd pass
Boston Coll.	8	72	2:48	TD	2nd/0:45	BC28	Brown 12 yd pass
West Virginia	13	71	5:59	TD	1st/7:37	WVU29	McKoy 3 yd rush
West Virginia	9	51	0:49	FG	2nd/0:00	WVU29	Staley 44 yd FG
West Virginia	10	70	4:24	TD	3rd/10:31	WVU30	Pettaway 23 yd rush
West Virginia	4	5	1:45	FG	3rd/4:20	KU31	Staley 44 yd FG
West Virginia	12	73	6:28	FG	4th/12:35	WVU22	Staley 22 yd FG
West Virginia	11	51	5:36	TD	4th/5:04	WVU49	Pettaway 7 yd rush
TCU	5	59	1:53	TD	1st/11:12	TCU41	Thomas 26 yd pass
TCU	17	72	8:09	TD	1st/2:09	TCU28	Pro 7 yd pass
TCU	--	--	--	TD	1st/0:00	TCU27	Reagor 73 yd punt return
TCU	5	52	2:21	TD	2nd/10:54	TCU48	Anderson 11 yd rush
TCU	5	69	2:49	TD	2nd/4:44	TCU31	Olonlua 6 yd rush
TCU	14	79	3:35	FG	2nd/0:01	TCU13	Song 25 yd FG
TCU	5	75	2:57	TD	4th/9:13	TCU25	Foster 8 yd rush
TCU	10	75	3:50	TD	4th/0:00	TCU25	Collins 11 yd rush
Oklahoma	6	77	2:03	TD	1st/1:26	OU23	Sermon 15 yd rush
Oklahoma	7	58	2:57	TD	2nd/7:51	OU42	Hurts 1 yd rush
Oklahoma	1	10	0:08	TD	2nd/0:31	KU10	Lamb 10 yd pass
Oklahoma	10	84	4:36	TD	3rd/10:19	KU16	Hurts 5 yd rush
Oklahoma	7	83	2:52	TD	3rd/6:18	KU17	Sermon 15 yd pass
Oklahoma	1	61	0:13	TD	4th/10:45	KU39	Stevenson 61 yd rush
Oklahoma	10	60	4:48	FG	4th/4:47	KU25	Brkic 32 yd FG
Texas	6	65	2:04	TD	1st/12:56	UT35	Johnson 14 yd rush
Texas	10	72	3:25	TD	1st/6:31	UT28	Smith 10 yd pass
Texas	10	84	2:51	TD	2nd/2:19	UT16	Eagles 5 yd pass
Texas	9	54	2:49	FG	3rd/6:59	UT25	Dicker 39 yd FG
Texas	12	79	4:41	TD	4th/14:01	UT21	Duvernay 14 yd pass
Texas	--	--	--	2PT	4th/0:06	--	Jamison PAT return
Texas	4	65	1:34	TD	4th/8:32	UT35	Duvernay 43 yd pass
Texas	5	65	1:38	TD	4th/2:47	UT35	Ingram 3 yd rush
Texas	10	60	1:11	FG	4th/0:00	UT25	Dicker 33 yd FG
Texas Tech	7	45	2:20	TD	1st/5:01	KU45	Thompson 1 yd rush
Texas Tech	14	74	4:02	FG	2nd/14:56	TTU20	Wolff 24 yd FG
Texas Tech	11	5	4:20	TD	2nd/8:19	TTU20	Mannix 9 yd pass
Texas Tech	4	70	1:00	TD	3rd/14:00	TTU30	Vasher 19 yd pass
Texas Tech	2	68	6:34	FG	3rd/5:39	TTU23	Wolff 27 yd FG
Texas Tech	3	75	1:24	TD	4th/12:18	TTU25	Rigdon 48 yd pass
Kansas State	10	88	5:54	TD	1st/7:21	KSU12	Thompson 1 yd rush
Kansas State	10	78	4:51	TD	2nd/14:54	KSU22	Trotter 9 yd rush
Kansas State	7	25	1:20	FG	2nd/0:00	KU46	Lynch 39 yd FG
Kansas State	9	75	4:08	TD	3rd/10:52	KSU25	Thompson 12 yd rush
Kansas State	6	26	2:36	TD	4th/12:18	KU26	Thompson 4 yd rush
Kansas State	2	32	0:48	TD	4th/9:30	KU32	Burns 14 yd rush
Oklahoma State	4	65	1:50	TD	1st/11:56	OSU35	Hubbard 15 yd rush
Oklahoma State	12	75	5:44	TD	1st/0:03	OSU25	Hubbard 4 yd rush
Oklahoma State	2	55	0:33	TD	2nd/5:13	OSU45	Stoner 51 yd pass
Oklahoma State	7	20	1:49	FG	2nd/0:53	KU46	Ammendola 44 yd FG
Oklahoma State	6	74	3:10	TD	3rd/3:37	OSU26	Stoner 43 yd pass
Iowa State	5	75	2:41	TD	1st/3:44	ISU25	Pettway 25 yd pass
Iowa State	15	80	6:04	TD	2nd/3:44	ISU20	Hall 1 yd rush
Iowa State	8	59	2:46	TD	3rd/11:12	ISU41	Pettway 4 yd pass
Iowa State	4	57	1:21	TD	4th/13:42	ISU43	Hall 24 yd pass
Iowa State	9	71	5:27	TD	4th/5:10	ISU29	Purdy 5 yd rush
Iowa State	7	37	3:05	TD	4th/1:09	KU37	Shaw 4 yd pass
Baylor	4	73	1:29	TD	1st/8:47	B27	Bohanon 6 yd rush
Baylor	1	51	0:09	TD	1st/6:48	B49	Thorton 51 yd pass
Baylor	9	75	4:04	TD	1st/5:25	B25	Hasty 13 yd rush
Baylor	9	29	3:54	FG	2nd/14:18	KU34	Mayers 23 yd FG
Baylor	3	30	0:42	TD	2nd/6:23	KU30	Ebner 14 yd rush
Baylor	4	14	0:21	FG	2nd/0:22	KU20	Mayers 23 yd FG
Baylor	7	75	3:44	TD	3Q/15:00	B25	Hasty 19 yd rush
Baylor	3	16	1:16	TD	3Q/5:59	KU16	Hasty 8 yd rush
Baylor	14	78	6:45	TD	4th/6:49	B22	Jones 7 yd rush
Baylor	4	25	1:44	TD	4th/4:13	KU25	Jones 1 yd rush

53-of-61 (86.9%)

## KANSAS 3RD DOWN CONVERSIONS

DATE	OPPONENT	SCORE	OVERALL	PCT.	1ST QTR	PCT.	2ND QTR	PCT.	3RD QTR	PCT.	4TH QTR	PCT.	OT	PCT.
Aug. 31	Indiana State	W 24-17	4-12	33.3	0-2	0.0	1-3	0.0	2-3	66.7	1-4	25.0	--	--
Sept. 7	Coastal Carolina	L 7-12	4-10	40.0	2-3	66.7	2-3	66.7	0-2	0.0	0-2	0.0	--	--
Sept. 13	at Boston College	W 48-24	8-15	53.3	1-2	50.0	4-4	100.0	3-5	60.0	0-4	0.0	--	--
Sept. 21	West Virginia	L 29-24	4-10	40.0	0-3	0.0	1-3	33.3	0-1	0.0	3-3	100.0	--	--
Sept. 28	at TCU	L 14-51	1-11	9.1	0-3	0.0	0-3	0.0	0-2	0.0	1-3	33.3	--	--
Oct. 5	Oklahoma	L 20-45	6-14	42.9	2-3	66.7	1-5	20.0	1-3	33.3	2-3	66.7	--	--
Oct. 19	at Texas	L 48-50	10-19	52.6	1-3	33.3	3-5	60.0	4-5	80.0	2-6	33.3	--	--
Oct. 26	Texas Tech	W 37-34	9-15	60.0	1-3	33.3	1-2	50.0	2-3	66.7	5-7	71.4	--	--
Nov. 2	Kansas State	L 10-38	2-10	20.0	0-2	0.0	1-3	33.3	0-2	0.0	1-3	33.3	--	--
Nov. 16	Oklahoma State	L 13-31	6-17	35.3	1-4	25.0	1-4	25.0	0-4	0.0	4-5	80.0	--	--
Nov. 23	Iowa State	L 31-41	9-19	47.4	1-4	25.0	2-5	40.0	4-6	66.7	2-4	50.0	--	--
Nov. 30	Baylor	L 6-61	2-14	14.3	1-4	25.0	0-5	0.0	0-2	0.0	1-3	33.3	--	--
	<b>Kansas</b>		<b>65-166</b>	<b>39.2</b>	<b>10-36</b>	<b>27.8</b>	<b>17-45</b>	<b>37.8</b>	<b>16-38</b>	<b>42.1</b>	<b>22-47</b>	<b>46.8</b>	<b>0-0</b>	<b>0-0</b>
	<b>Opponents</b>		<b>93-176</b>	<b>52.8</b>	<b>26-42</b>	<b>61.9</b>	<b>22-49</b>	<b>44.9</b>	<b>19-38</b>	<b>50.0</b>	<b>26-47</b>	<b>55.3</b>	<b>0-0</b>	<b>0-0</b>

## KANSAS 4TH DOWN CONVERSIONS

DATE	OPPONENT	SCORE	OVERALL	PCT.	1ST QTR	PCT.	2ND QTR	PCT.	3RD QTR	PCT.	4TH QTR	PCT.	OT	PCT.
Aug. 31	Indiana State	W 24-17	0-2	0.0	0-0	0.0	0-0	0.0	0-1	0.0	0-1	0.0	--	--
Sept. 7	Coastal Carolina	L 7-12	0-3	0.0	0-0	0.0	0-0	0.0	0-1	0.0	0-1	0.0	--	--
Sept. 13	at Boston College	W 48-24	0-2	0.0	0-0	0.0	0-0	0.0	0-0	0.0	0-0	0.0	--	--
Sept. 21	West Virginia	L 29-24	0-0	0.0	0-0	0.0	0-0	0.0	0-0	0.0	0-0	0.0	--	--
Sept. 28	at TCU	L 14-51	0-0	0.0	0-0	0.0	0-0	0.0	0-0	0.0	0-0	0.0	--	--
Oct. 5	Oklahoma	L 20-45	0-2	0.0	0-0	0.0	0-1	0.0	0-0	0.0	0-1	0.0	--	--
Oct. 19	at Texas	L 48-50	2-2	100.0	0-0	0.0	0-0	0.0	0-0	0.0	2-2	100.0	--	--
Oct. 26	Texas Tech	W 37-34	0-0	0.0	0-0	0.0	0-0	0.0	0-0	0.0	0-0	0.0	--	--
Nov. 2	Kansas State	L 10-38	0-2	0.0	0-0	0.0	0-0	0.0	0-0	0.0	0-2	0.0	--	--
Nov. 16	Oklahoma State	L 13-31	2-3	66.7	0-0	0.0	0-0	0.0	1-2	50.0	1-1	100.0	--	--
Nov. 23	Iowa State	L 31-41	1-2	50.0	0-0	0.0	0-0	0.0	0-0	0.0	1-2	50.0	--	--
Nov. 30	Baylor	L 6-61	2-4	50.0	0-1	0.0	0-1	0.0	1-1	100.0	1-1	100.0	--	--
	<b>Kansas</b>		<b>7-20</b>	<b>35.0</b>	<b>0-1</b>	<b>0.0</b>	<b>0-2</b>	<b>0.0</b>	<b>2-5</b>	<b>40.0</b>	<b>5-12</b>	<b>41.7</b>	<b>0-0</b>	<b>0.0</b>
	<b>Opponents</b>		<b>8-16</b>	<b>50.0</b>	<b>2-3</b>	<b>66.7</b>	<b>2-5</b>	<b>40.0</b>	<b>1-2</b>	<b>50.0</b>	<b>3-6</b>	<b>50.0</b>	<b>0-0</b>	<b>0.0</b>

## KANSAS TIME OF POSSESSION

DATE	OPPONENT	SCORE	OVERALL	1ST QTR	2ND QTR	3RD QTR	4TH QTR	OT
Aug. 31	Indiana State	W 24-17	28:35	5:26	8:06	7:31	7:32	--
Sept. 7	Coastal Carolina	L 7-12	25:34	7:28	7:09	8:37	2:20	--
Sept. 13	at Boston College	W 48-24	31:53	6:38	6:36	11:45	6:54	--
Sept. 21	West Virginia	L 29-24	22:19	6:00	6:21	4:37	5:21	--
Sept. 28	at TCU	L 14-51	20:25	4:59	6:15	4:27	4:44	--
Oct. 5	Oklahoma	L 20-45	30:29	9:51	7:42	5:50	7:06	--
Oct. 19	at Texas	L 48-50	31:31	7:11	6:58	8:29	8:53	--
Oct. 26	Texas Tech	W 37-34	27:32	4:56	7:15	4:29	10:52	--
Nov. 2	Kansas State	L 10-38	21:57	4:16	6:10	4:55	6:36	--
Nov. 16	Oklahoma State	L 13-31	28:28	6:15	6:07	8:04	8:02	--
Nov. 23	Iowa State	L 31-41	25:43	7:58	6:10	6:30	5:05	--
Nov. 30	Baylor	L 6-61	26:14	9:18	4:25	6:00	6:31	--
	<b>Kansas</b>	<b>Total</b>	<b>320:40</b>	<b>80:16</b>	<b>79:14</b>	<b>81:14</b>	<b>79:56</b>	<b>0:00</b>
		<b>Avg.</b>	<b>26:43</b>	<b>6:41</b>	<b>6:36</b>	<b>6:46</b>	<b>6:39</b>	<b>0:00</b>
	<b>Opponents</b>	<b>Total</b>	<b>399:20</b>	<b>99:44</b>	<b>100:46</b>	<b>98:46</b>	<b>100:04</b>	<b>0:00</b>
		<b>Avg.</b>	<b>33:16</b>	<b>8:18</b>	<b>8:23</b>	<b>8:13</b>	<b>8:20</b>	<b>0:00</b>



## KANSAS LONG PLAYS

## KANSAS 20-YARD PLUS PLAYS

YARDS	TYPE	PLAYER(S)	OPPONENT
82	Rush	Herbert, Khalil	Boston College
75*	Pass	Parchment, Andrew from Stanley, Carter	West Virginia
70*	Pass	Parchment, Andrew from Stanley, Carter	Texas Tech
65	Rush	Williams Jr., Pooka	Texas
65*	Pass	Robinson Jr., Stephon from Stanley, Carter	Texas Tech
57*	INTR	Defense, Hasan	Indiana State
53	Pass	Robinson Jr., Stephon from Stanley, Carter	Texas Tech
50	Pass	Parchment, Andrew from Stanley, Carter	Texas
48	Rush	Williams Jr., Pooka	Iowa State
48*	Pass	Robinson Jr., Stephon from Stanley, Carter	Texas Tech
45*	Rush	Gardner, Velton	TCU
41*	Rush	Herbert, Khalil	Coastal Carolina
40	KR	Horne, Jamahl	TCU
40*	Pass	Robinson, Stephon Jr. from Stanley, Carter	Iowa State
39*	Pass	Robinson, Stephon Jr. from Stanley, Carter	Oklahoma
37	Pass	Parchment, Andrew from Stanley, Carter	Boston College
37	KR	Horne, Jamahl	Boston College
37	Pass	Robinson Jr., Stephon from Stanley, Carter	Oklahoma
36	Rush	Williams Jr., Pooka	Oklahoma
36	Rush	Herbert, Khalil	Boston College
36	Pass	Lassiter II, Kwamie from Stanley, Carter	Texas
36	Rush	Stanley, Carter	Texas
33	Rush	Williams Jr., Pooka	Iowa State
33	Rush	Herbert, Khalil	Indiana State
33	Pass	Robinson Jr., Stephon from Miles, Manny	Kansas State
32*	Rush	Gardner, Velton	Texas Tech
32	Pass	Parchment, Andrew from Stanley, Carter	Indiana State
32	Pass	Charlot, Daylon from Stanley, Carter	Kansas State
31	Pass	Lassiter II, Kwamie from Stanley, Carter	Iowa State
31	Pass	Charlot, Daylon from Stanley, Carter	Iowa State
30	KR	Robinson Jr., Stephon	Texas Tech
29	KR	Robinson Jr., Stephon	Iowa State
29	Pass	Parchment, Andrew from Stanley, Carter	Boston College
28	KR	Robinson Jr., Stephon	Texas Tech
28*	Pass	Lassiter II, Kwamie from Stanley, Carter	West Virginia
28	KR	Horne, Jamahl	Oklahoma
28	Rush	Herbert, Khalil	Boston College
27*	Pass	Williams Jr., Pooka from Stanley, Carter	Iowa State
27	Rush	Williams, Dom	Indiana State
27	Pass	Parchment, Andrew from Stanley, Carter	Indiana State
27	Pass	Robinson Jr., Stephon from Stanley, Carter	Boston College
26	KR	Horne, Jamahl	Iowa State
26	Pass	Charlot, Daylon from Stanley, Carter	Indiana State
25	KR	Horne, Jamahl	Oklahoma
25	Rush	Herbert, Khalil	Boston College
25*	Pass	Williams Jr., Pooka from Stanley, Carter	TCU
25	KR	Horne, Jamahl	Coastal Carolina
25	Rush	Williams Jr., Pooka	Texas
25	KR	Robinson Jr., Stephon	Texas
25	Pass	Williams Jr., Pooka from Stanley, Carter	Iowa State
25	Pass	Parchment, Andrew from Stanley, Carter	Iowa State
25	KR	Horne, Jamahl	Iowa State
25	KR	Logan, Kenny	Baylor
24	KR	Robinson Jr., Stephon	Oklahoma State
24	KR	Robinson Jr., Stephon	Kansas State
24	Rush	Williams Jr., Pooka	Oklahoma
24	KR	Logan, Kenny	Oklahoma
24*	Pass	Robinson Jr., Stephon from Stanley, Carter	Oklahoma
23	KR	Robinson Jr., Stephon	Texas Tech
23	Pass	Parchment, Andrew from Stanley, Carter	Kansas State
23	Pass	Charlot, Daylon from Stanley, Carter	Texas
23	Rush	Williams Jr., Pooka	Oklahoma
23	Pass	Fairchild, Mason from Stanley, Carter	TCU
23	KR	Logan, Kenny	Baylor
22	KR	Robinson Jr., Stephon	Texas Tech
22	Rush	Williams Jr., Pooka	Texas Tech
22	Pass	Parchment, Andrew from Stanley, Carter	Texas
22*	Pass	Charlot, Daylon from Stanley, Carter	Oklahoma
22*	Pass	Charlot, Daylon from Stanley, Carter	Indiana State
22*	Pass	Robinson Jr., Stephon from Stanley, Carter	Texas
22	Pass	Charlot, Daylon and Williams, Pooka from Stanley	West Virginia
22	KR	Horne, Jamahl	Iowa State
21	Pass	Fairs, Evan from Stanley, Carter	Oklahoma State
21	KR	Robinson, Stephon	Texas
21	Rush	Herbert, Khalil	Indiana State
21	Pass	Charlot, Daylon from Stanley, Carter	Iowa State
21	Pass	Lassiter II, Kwamie from Stanley, Carter	Boston College

\* Continued in next column

## KANSAS LONG PLAYS (CONT.)

## KANSAS 20-YARD PLUS PLAYS (CONT.)

YARDS	TYPE	PLAYER(S)	OPPONENT
21	Pass	Lassiter II, Kwamie from Stanley, Carter	Boston College
20	KR	Robinson Jr., Stephon	Kansas State
20	Pass	Lassiter II, Kwamie from Stanley, Carter	Texas Tech
20	Pass	Charlot, Daylon from Stanley, Carter	Oklahoma State
20	Pass	Lassiter II, Kwamie from Stanley, Carter	Oklahoma State
20	PR	Horne, Jamahl	West Virginia
20	Pass	Parchment, Andrew from Stanley, Carter	Indiana State
20	KR	Horne, Jamahl	Oklahoma
20	KR	Horne, Jamahl	Boston College
20	Rush	Williams Jr., Pooka	Texas
20	Pass	Sosinski, James from Stanley, Carter	Coastal Carolina
20	Rush	Williams Jr., Pooka	Baylor
20	KR	Logan, Kenny	Baylor

\* touchdown scored on play

## KANSAS LONG PLAYS BY THE NUMBERS

	NO.	TD
100+	0	0
90-99	0	0
80-89	1	0
70-79	2	2
60-69	2	1
50-59	3	1
40-49	6	4
30-39	17	2
20-29	56	7

## KANSAS LONG PLAYS BY TYPE

	NO.	TD
Rushing	21	3
Passing	43	13
Punt returns	0	0
Kick returns	25	0
Interceptions	1	1
Fumble returns	0	0
Other	0	0
<b>TOTAL</b>	<b>90</b>	<b>17</b>

## KANSAS LONGEST PLAYS

Rushing	82	Khalil Herbert at BC
Rushing TD	45	Velton Gardner at TCU
Passing	75	Andrew Parchment vs. WVU
Passing TD	75	Andrew Parchment vs. WVU
Punt Return	14	Logan at Texas
Kick Return	40	Horne at TCU
Interception	57	Defense vs. Indiana State
Punt	73	Thompson vs. Baylor
Field Goal	46	Jones at Texas

## KANSAS 20-YARD PLUS BY PLAYER

PLAYER	NO.	TD	R	P	KR	PR	IR	FR
Robinson, Stephon	19	6	0	10	9	0	0	0
Williams, Pooka	13	2	9	3	0	-	-	-
Horne, Jamahl	12	0	0	0	11	-	-	-
Parchment, Andrew	11	2	0	11	0	-	-	-
Herbert, Khalil	8	1	8	0	0	-	-	-
Charlot, Daylon	8	2	0	8	0	-	-	-
Lassiter II, Kwamie	6	1	0	6	0	-	-	-
Logan, Kenny	4	0	0	0	4	-	-	-
Gardner, Velton	2	2	2	0	0	-	-	-
Defense, Hasan	1	1	0	0	0	-	1	-
Williams, Dom	1	0	1	0	0	-	-	-
Fairchild, Mason	1	0	0	1	0	-	-	-
Daylon, Charlot+Williams	1	0	0	1	0	-	-	-
Sosinski, James	1	0	0	1	0	-	-	-
Stanley, Carter	1	0	1	0	0	-	-	-
Fairs, Evan	1	0	0	1	0	-	-	-
<b>TOTAL</b>	<b>90</b>	<b>17</b>	<b>21</b>	<b>43</b>	<b>25</b>	<b>0</b>	<b>1</b>	<b>0</b>

## KANSAS LONG PLAYS BY GAME

Opponent	No.	Opponent No.
vs. Indiana State	9	4
vs. Coastal Carolina	2	5
at Boston College	10	11
vs. West Virginia	4	3
at TCU	4	11
vs. Oklahoma	11	9
at Texas	11	6
vs. Texas Tech	11	6
vs. Kansas State	5	4
at Oklahoma State	4	8
at Iowa State	13	10
Baylor	4	8

## KANSAS OPPONENTS LONG PLAYS

## OPPONENT 20-YARD PLUS PLAYS

YARDS	TYPE	PLAYER(S)	KU OPPONENT
73*	KR	Reagor, Jalen	TCU
61*	Rush	Stevenson, Rhamondre	Oklahoma
52	Pass	Davis, Derius from Delton, Alex	TCU
51*	Pass	Stoner, Dillon from Sanders, Spencer	Oklahoma State
51	Pass	Brewer, Cade from Ehlinger, Sam	Texas
51*	Pass	Thornton, Tyquan from Brewer, Charlie	Baylor
49	Pass	Hunt, T. from Delton, Alex	TCU
48*	Pass	Rigdon, Dalton from Duffey, Jett	Texas Tech
46	Pass	Schoen, Dalton from Thompson, Skylar	Kansas State
46	PR	Lamb, CeeDee	Oklahoma
43*	Pass	Stoner, Dillon from Brown, Dru	Oklahoma State
43*	Pass	Duvernay, Devin from Ehlinger, Sam	Texas
42	Pass	Long, H from Brown, Anthony	Boston College
42	Pass	Jones III, Dante from Boyle, Ryan	Indiana State
41	Rush	Brown, LD	Oklahoma State
41	KR	Levy, Travis	Boston College
38	Pass	John Stevens from Duggan, Max	TCU
35	KR	Nwangwu, Kene	Iowa State
35	Rush	Stevenson, Rhamondre	Oklahoma
34	INT	Lynch, Blake	Baylor
34	Pass	Stoner, Dillon from Sanders, Spencer	Oklahoma State
34	Rush	Thompson, Skylar	Kansas State
32	Pass	Koontz, Travis from Duffey, Jett	Texas Tech
32	KR	Reagor, Jalen	TCU
32	Rush	Ingram, Keaontay	Texas
31	Rush	Dillon, AJ	Boston College
31	KR	Levy, Travis	Boston College
30	Rush	Lovett, John	Baylor
30	Pass	Kolar, Charlie from Purdy, Brock	Iowa State
30	Rush	Brown, LD	Oklahoma State
30	Rush	Brown Leddie	West Virginia
28	Pass	Thompson, Donta from Duffey, Jett	Texas Tech
28	Pass	Eagles, Brennan from Ehlinger, Sam	Texas
28	Pass	Kerlegrand, Pet from Boyle, Ryan	Indiana State
27	KR	Carter, KeSean	Texas Tech
27	KR	Levy, Travis	Boston College
27	KR	Levy, Travis	Boston College
27	Rush	Marable, CJ	Coastal Carolina
26*	Pass	Thomas, Dylan from Duggan, Max	TCU
26*	Pass	Jones II, Dante from Boyle, Ryan	Indiana State
26	Pass	Bailey, David from Brown, Anthony	Boston College
25*	Pass	Pettway, L. from Purdy, Brock	Iowa State
25	INT	Kryst, Chandler	Coastal Carolina
25	Pass	Mims, Denzel from Brewer, Charlie	Baylor
25	Pass	Ebner, Trestan from Brewer, Charlie	Baylor
24*	Pass	Pettway, L. from Purdy, Brock	Iowa State
24	KR	Nwangwu, Kene	Iowa State
24	Rush	Ehlinger, Sam	Texas
24	Rush	Hurts, Jalen	Oklahoma
24	Rush	Dillon, AJ	Boston College
24	PR	Reagor, Jalen	TCU
24	Rush	Sermon, Trey	Oklahoma
24	Pass	Basquine, Nick from Hurts, Jalen	Oklahoma
24	PR	Milton, Tarique	Iowa State
24	Pass	Likely, Isaiah from Peyton, Fred	Coastal Carolina
24	Rush	Hasty, JaMycal	Baylor
23	KR	Nwangwu, Kene	Iowa State
23	Rush	Thompson, SaRodorick	Texas Tech

\* Continued in next column

## KANSAS OPPONENTS LONG PLAYS (CONT.)

## OPPONENT 20-YARD PLUS PLAYS (CONT.)

YARDS	TYPE	PLAYER(S)	KU OPPONENT
23	Pass	Thompson, Donta from Duffey, Jett	Texas Tech
23*	Rush	Pettaway, Martell	West Virginia
23	KR	Fleeks, Josh	Baylor
22	Pass	Likely, Isaiah from Peyton, Fred	Coastal Carolina
22	Rush	Anderson, Darius	TCU
22	Rush	Foster, Daimarqua	TCU
22	KR	Levy, Travis	Boston College
22	Rush	Foster, D.	TCU
21	Pass	Pettway, L. from Purdy, Brock	Iowa State
21	Pass	Hubbard, Chuba from Brown, Dru	Oklahoma State
21	Pass	Hubbard, Chuba from Sanders, Spencer	Oklahoma State
21	KR	Johnson, Braydon	Oklahoma State
21	Pass	Schoen, Dalton from Thompson, Skylar	Kansas State
21	Pass	Basquine, Nick from Hurts, Jalen	Oklahoma
21	Pass	Morgan, Rontrez from Boyle, Ryan	Indiana State
21	Rush	Anderson, Darius	TCU
21	KR	Brown, Tre	Oklahoma
20	Pass	Kolar, Charlie from Purdy, Brock	Iowa State
20	KR	Youngblood, Josh	Kansas State
20	Pass	Johnson, Collin from Ehlinger, Sam	Texas
20	Pass	Willis, Brayden from Hurts, Jalen	Oklahoma
20	Pass	Davis, Derius from Mike Collins	TCU
20	KR	James, Sam	West Virginia
20*	Pass	Marable, CJ from Peyton, Fred	Coastal Carolina
20	INT	Black, Henry	Baylor
20*	Pass	Korab, Idrizi from Brown, Anthony	Boston College

\* touchdown scored on play

## GAME 1

## VS. INDIANA STATE



AUG. 31, 2019 | DAVID BOOTH KANSAS MEMORIAL STADIUM | LAWRENCE, KAN. | ATT: 32,611

INDIANA STATE	0	3	0	14	17
KANSAS	7	3	6	8	24

**LAWRENCE, Kan.** – Kansas football picked up its first win of the season with a 24-17 victory over Indiana State at David Booth Kansas Memorial Stadium on Saturday, earning the first win of the Les Miles era. After falling behind 17-16 with 4:24 remaining in the fourth quarter, senior quarterback Carter Stanley led the Jayhawks on an eight-play, 75-yard drive to take the lead back from the Sycamores. Stanley capped the drive with a 22-yard strike to senior Daylon Charlot in the back of the endzone with 2:04 remaining. In his first game with Kansas, junior Andrew Parchment led the Jayhawk offense with a career-high eight catches and 121 yards. Meanwhile, junior linebacker Dru Prox paved the way on defense finishing with a career-best nine tackles and one 12-yard sack in the fourth quarter, while senior Hasan Defense started the Jayhawk scoring attack by earning a 57-yard pick-six in the first quarter.

TEAM STATISTICS			PLAYER STATISTICS		
	INS	KU	KANSAS		
<b>First Downs</b>	<b>20</b>	<b>20</b>	<b>Passing</b>		
Rushing	20	6	Carter Stanley	20/29	241 yds, 2 TD
Passing	9	13	<b>Rushing</b>		
<b>Rushing Yards</b>	<b>146</b>	<b>103</b>	Khalil Herbert	17 att	88 yds
Rushing Attempts	37	34	<b>Receiving</b>		
Average Per Rush	3.9	3.0	Andrew Parchment	8 rec	121 yds
<b>Passing Yards</b>	<b>219</b>	<b>241</b>	<b>Tackles</b>		
Comp.-Att.-Int.	22-34-2	20-29-0	Dru Prox	9	tackles
Average Per Comp.	10.0	12.1	<b>Sacks</b>		
Passing Touchdowns	1	2	Three players	1.0	sacks
Total Offense	365	344	<b>Interceptions</b>		
Fumbles-Lost	0-0	4-3	Hasan Defense	1	interception
Penalties-Yards	4-35	7-49	<b>INDIANA STATE</b>		
Punts-Yards	4-158	3-147	<b>Passing</b>		
Punt Return Yards	15	11	Ryan Boyle	22/34	219 yds, 1 TD, 2 INT
Kick Return Yards	17	24	<b>Rushing</b>		
Interceptions-Yards	0-0	2-70	Titus McCoy	14 att	88 yds
Time of Possession	31:25	28:35	<b>Receiving</b>		
Third Down Conversions	5-14	4-12	Dante Hendrix	8 rec	57 yds
Fourth Down Conversions	2-3	0-2	<b>Tackles</b>		
Red Zone	1-2	2-2	Clayton Glasco	6	tackles
Sacks-Yards	2-13	3-18	<b>Sacks</b>		
Field Goals	1-3	1-2	Two players	1.0	sacks
Points off Turnovers	14	13			

## SCORING SUMMARY

Qtr.	Time	Play	Score
1st	8:43	KU - Defense, Hasan 57 yd interception return	0-7
2nd	6:17	KU - Jones, Liam 36 yd field goal (9 plays, 55 yards, 3:09)	0-10
2nd	0:01	INS - Nunez, Jerry 20 yd field goal (9 plays, 60 yards, 1:46)	3-10
3rd	8:40	KU - Sosinski, James 10 yd pass from Stanley, Carter (7 plays, 87 yards, 3:05)	3-16
4th	10:52	INS - Jones II, Dante 26 yd pass from Boyle, Ryan (14 plays, 77 yards, 6:08)	10-16
4th	4:24	INS - Moala, Inoke 0 yd fumble recovery	17-16
4th	2:20	KU - Charlot, Daylon 22 yd pass from Stanley, Carter (Two-Point Conversion)	17-24

## GAME 2

## VS. COASTAL CAROLINA



SEPT. 7, 2019 | DAVID BOOTH KANSAS MEMORIAL STADIUM | LAWRENCE, KAN. | ATT: 33,493

COASTAL CAROLINA	0	6	6	0	12
KANSAS	7	0	0	0	7

**LAWRENCE, Kan.** – Kansas football fell short Saturday night to Coastal Carolina, 12-7, in David Booth Kansas Memorial Stadium. The Jayhawks started strong out of the gate, putting together an eight-play, 65-yard drive, capped off with a Khalil Herbert 41-yard touchdown run that put Kansas up 7-0 early in the first quarter. It was KU's rushing attack that kept the Jayhawks within striking distance of the Chanticleers. Sophomore Pooka Williams Jr., finished with 22 carries and 99 yards in his first game of the 2019 season. Meanwhile, Herbert tallied 82 yards on eight carries. Defensively, junior linebacker Dru Prox led the effort as he ended the game with a career-best 11 tackles.

TEAM STATISTICS			PLAYER STATISTICS		
	CCU	KU	KANSAS		
<b>First Downs</b>	<b>20</b>	<b>17</b>	<b>Passing</b>		
Rushing	13	10	Carter Stanley	13/19	107 yds, 2 INT
Passing	6	7	<b>Rushing</b>		
<b>Rushing Yards</b>	<b>172</b>	<b>173</b>	Pooka Williams Jr.	22 att	99 yds
Rushing Attempts	49	37	<b>Receiving</b>		
Average Per Rush	3.5	4.7	Stephon Robinson Jr.	4 rec	45 yds
<b>Passing Yards</b>	<b>119</b>	<b>107</b>	<b>Tackles</b>		
Comp.-Att.-Int.	8-14-0	13-19-2	Dru Prox	11	tackles
Average Per Comp.	14.9	8.2	<b>Sacks</b>		
Passing Touchdowns	1	0	Three players	1.0	sacks
Total Offense	291	280	<b>COASTAL CAROLINA</b>		
Fumbles-Lost	1-0	1-0	<b>Passing</b>		
Penalties-Yards	4-31	5-40	Fred Payton	6/9	98 yds
Punts-Yards	4-161	2-99	<b>Rushing</b>		
Punt Return Yards	12	7	CJ Marable	24 att	148 yds, 1 TD
Kick Return Yards	6	37	<b>Receiving</b>		
Interceptions-Yards	2-25	0-0	Isaiah Likely	2 rec	46 yd
Time of Possession	34:26	25:34	<b>Tackles</b>		
Third Down Conversions	1-9	4-10	Teddy Gallagher	10	tackles
Fourth Down Conversions	1-1	0-3	<b>Sacks</b>		
Red Zone	2-5	0-1	Four players	1.0	sacks
Sacks-Yards	2-18	3-22			
Field Goals	0-2	0-1			
Points off Turnovers	6	0			

## SCORING SUMMARY

Qtr.	Time	Play	Score
1st	11:32	KU - Herbert, Khalil 41 yd run (8 plays, 65 yards, 3:28)	0-7
2nd	0:41	CCU - Marable, CJ 20 yd pass from Payton, Fred (6 plays, 64 yards, 2:00)	7-7
3rd	7:58	CCU - Marable, CJ 8 yd run (7 plays, 44 yards, 3:27)	12-7



## GAME 3

## AT BOSTON COLLEGE



SEPT. 13, 2019 | ALUMNI STADIUM | BOSTON, MASS. | ATT: 32,848

KANSAS	7	21	13	7	48
BOSTON COLLEGE	17	7	0	0	24

**BOSTON** — Behind 187 yards from senior running back Khalil Herbert and 122 yards from sophomore running back Pooka Williams Jr., Kansas was able to turn an early 10-0 deficit into a 48-24 win over Boston College at Alumni Stadium on Friday night. After an interception on his first pass attempt of the game, senior quarterback Carter Stanley rebounded to complete 20-of-27 passes for 238 yards and three touchdowns in helping the Jayhawks give head coach Les Miles a win in his 200th career game as head coach. Stanley's top target was junior wide receiver Andrew Parchment, who finished the game with eight catches for 100 yards, marking his second 100-yard receiving game on the season. Parchment also scored twice for the Jayhawks.

TEAM STATISTICS			PLAYER STATISTICS		
	KU	BC	KANSAS		
<b>First Downs</b>	<b>23</b>	<b>26</b>	<b>Passing</b>		
Rushing	13	12	Carter Stanley .....20/27, 238 yds, 3 TD, 1 INT		
Passing	9	11	<b>Rushing</b>		
<b>Rushing Yards</b>	<b>329</b>	<b>228</b>	Khalil Herbert .....11 att, 187 yds, 1 TD		
Rushing Attempts	45	47	<b>Receiving</b>		
Average Per Rush	7.3	4.9	Andrew Parchment .....8 rec, 100 yds, 2 TD		
<b>Passing Yards</b>	<b>238</b>	<b>219</b>	<b>Tackles</b>		
Comp.-Att.-Int.	20-27-1	21-41-0	Dru Prox .....10 tackles		
Average Per Comp.	11.9	10.4	<b>Sacks</b>		
Passing Touchdowns	3	2	Two players .....0.5 sacks		
Total Offense	567	447	<b>BOSTON COLLEGE</b>		
Fumbles-Lost	0-0	2-0	<b>Passing</b>		
Penalties-Yards	8-75	8-55	Ryan Boyle .....18/36, 195 yds, 1 TD		
Punts-Yards	4-181	4-166	<b>Rushing</b>		
Punt Return Yards	0	0	AJ Dillon .....27 att, 151 att, 1 TD		
Kick Return Yards	96	203	<b>Receiving</b>		
Interceptions-Yards	0-0	1-17	Kobay White .....3 rec, 45 yds		
Time of Possession	31:53	28:07	<b>Tackles</b>		
Third Down Conversions	8-15	10-19	Mehdi Al Ettrach .....10 tackles		
Fourth Down Conversions	0-0	0-3	<b>Interceptions</b>		
Red Zone	8-8	3-5	Mehdi Al Ettrach .....1 Interception		
Sacks-Yards	1-6	0-0			
Field Goals	2-2	1-2			
Points off Turnovers	0	3			

## SCORING SUMMARY

Qtr.	Time	Play	Score
1st	12:41	BC - AJ Dillon 2 yd run (7 plays, 75 yards, 2:19)	0-7
1st	11:09	BC - Aaron Boumerhi 40 yd field goal (4 plays, 4 yards, 0:43)	0-10
1st	3:27	KU - Luavasa, Jack 19 yd pass from Stanley, Carter (8 plays, 78 yards, 3:54)	7-10
1st	0:17	BC - Korab, Idrizi 20 yd pass from Anthony Brown (10 plays, 73 yards, 3:05)	7-17
2nd	14:19	KU - Hall, Hudson 1 yd rn (3 plays, 48 yards, 0:50)	14-17
2nd	3:41	KU - Parchment, Andrew 4 yd pass from Stanley, Carter (11 plays, 81 yards, 5:15)	21-17
2nd	0:45	BC - Brown, Anthony 12 yd pass from Lewis, CJ (8 plays, 72 yards, 2:48)	21-24
2nd	0:05	KU - Parchment, Andrew 3 yd pass from Stanley, Carter (4 plays, 85 yards, 0:35)	28-24
3rd	10:24	KU - Jones, Liam 24 yd field goal (12 plays, 69 yards, 4:32)	31-24
3rd	5:25	KU - Williams Jr., Pooka 12 yd run (8 plays, 87 yards, 3:12)	38-24
3rd	0:35	KU - Jones, Liam 30 yd field goal (9 plays, 60 yards, 3:57)	41-24
4th	5:44	KU - Herbert, Khalil 6 yd run (1 play, 6 yards, 0:06)	48-24

## GAME 4

## VS. WEST VIRGINIA



SEPT. 21, 2019 | DAVID BOOTH KANSAS MEMORIAL STADIUM | LAWRENCE, KAN. | ATT: 35,816

WEST VIRGINIA	7	3	10	9	29
KANSAS	0	7	10	7	24

**LAWRENCE, Kan.** — The Kansas Jayhawks fell to the West Virginia Mountaineers, 29-24, at David Booth Kansas Memorial Stadium, in the team's conference-opener on Saturday. Senior quarterback Carter Stanley led the Kansas offense with 275 yards passing and three touchdowns, including a second-quarter strike to junior wide receiver Kwamie Lassiter II and a third-quarter 75-yard touchdown pass to junior wide receiver Andrew Parchment. The 75-yard strike to Parchment was the longest touchdown of the season for the Jayhawks. Stanley connected with Parchment a second time for a three-yard touchdown in the fourth quarter to bring the Jayhawks within five. Parchment finished with 132 total yards, his third 100+ yard game of the season, including his second in a row. Senior Dru Prox, junior HAWK Kyron Johnson and senior safety Mike Lee led the Jayhawks on the defensive end with nine tackles each.

TEAM STATISTICS			PLAYER STATISTICS		
	WVU	KU	KANSAS		
<b>First Downs</b>	<b>25</b>	<b>20</b>	<b>Passing</b>		
Rushing	13	9	Carter Stanley .....19/25, 275 yds, 3 TD, 1 INT		
Passing	11	9	<b>Rushing</b>		
<b>Rushing Yards</b>	<b>192</b>	<b>142</b>	Pooka Williams Jr. ....15 att, 76 yds		
Rushing Attempts	48	30	<b>Receiving</b>		
Average Per Rush	4.0	4.7	Andrew Parchment .....5 rec, 132 yds, 2 TD		
<b>Passing Yards</b>	<b>202</b>	<b>275</b>	<b>Tackles</b>		
Comp.-Att.-Int.	25-37-0	19-26-1	Three players .....9 tackles		
Average Per Comp.	5.5	10.6	<b>Sacks</b>		
Passing Touchdowns	0	3	Two players .....1.0 sacks		
Total Offense	394	417	<b>WEST VIRGINIA</b>		
Fumbles-Lost	0-0	1-1	<b>Passing</b>		
Penalties-Yards	5-41	4-45	Austin Kendall .....25/37, 202 yds		
Punts-Yards	4-164	5-191	<b>Rushing</b>		
Punt Return Yards	16	0	Kennedy McKoy .....20 att, 73 yds, 1 TD		
Kick Return Yards	38	37	<b>Receiving</b>		
Interceptions-Yards	1-0	0-0	Sam James .....6 rec, 41 yds		
Time of Possession	37:41	22:19	<b>Tackles</b>		
Third Down Conversions	9-18	4-10	Josh Norwood .....11 tackles		
Fourth Down Conversions	0-1	0-0	<b>Sacks</b>		
Red Zone	4-4	2-2	Two players .....1.0 sacks		
Sacks-Yards	2-8	3-24			
Field Goals	3-4	1-1			
Points off Turnovers	6	0			

## SCORING SUMMARY

Qtr.	Time	Play	Score
1st	7:37	WVU - McKoy, Kennedy 3 yd run (13 plays, 71 yards, 5:59)	7-0
2nd	12:06	KU - Lassiter, Kwamie 28 yd pass from Stanley, Carter (7 plays, 75 yards, 2:43)	7-7
2nd	0:00	WVU - Staley, Evan 37 yd field goal (9 plays, 51 yards, 0:49)	10-7
3rd	10:31	WVU - Pettaway, Martell 23 yd run (10 plays, 70 yards, 4:24)	17-7
3rd	6:06	KU - Jones, Liam 23 yd field goal (11 plays, 71 yards, 4:24)	17-10
3rd	4:20	WVU - Staley, Evan 44 yd field goal (4 plays, 5 yards, 1:45)	20-10
3rd	4:08	KU - Parchment, Andrew 75 yd pass from Stanley, Carter (1 play, 75 yards, 0:12)	20-17
4th	12:35	WVU - Staley, Evan 22 yd field goal (12 plays, 73 yards, 6:28)	23-17
4th	5:04	WVU - Pettaway, Martell 7 yd run (2-point failed) (11 plays, 51 yards, 5:36)	29-17
4th	2:10	KU - Parchment, Andrew 3 yd pass from Stanley, Carter (10 plays, 70 yards, 2:49)	29-24

## GAME 5

## AT TCU



SEPT. 28, 2019 | AMON G. CARTER STADIUM | FORT WORTH, TEXAS | ATT: 41,960

KANSAS	0	0	0	14	14
TCU	21	17	0	13	51

**FORT WORTH** – On a hot and humid day in Texas, TCU outscored Kansas, 51-14, behind seven touchdowns, each by a different Horned Frog except for Max Duggan's two. TCU compiled 625 yards of total offense at Amon G. Carter Stadium, 306 through the air and 319 on the ground. Freshman running back Velton Gardner scored his first-career touchdown at KU, a 45-yard run, early in the fourth quarter. It was Gardner's longest carry in 2019 as well as the Jayhawks' second-longest rushing touchdown of the season. Sophomore running back Pooka Williams Jr., got into the scoring action for Kansas in the fourth quarter as well. His 25-yard catch from senior quarterback Carter Stanley was Williams' first receiving touchdown this season. In his first-career start for the Jayhawks, freshman linebacker Gavin Potter led the team in total tackles with 11, including nine of which came solo.


TEAM STATISTICS			PLAYER STATISTICS		
	KU	TCU	KANSAS		
<b>First Downs</b>	<b>8</b>	<b>29</b>	<b>Passing</b>		
Rushing	3	15	Carter Stanley .....12/29, 84 yds, 1 TD		
Passing	3	14	<b>Rushing</b>		
<b>Rushing Yards</b>	<b>75</b>	<b>319</b>	Velton Gardner .....4 att, 61 yds, 1 TD		
Rushing Attempts	18	61	<b>Receiving</b>		
Average Per Rush	4.2	5.2	Andrew Parchment .....4 rec, 10 yds		
<b>Passing Yards</b>	<b>84</b>	<b>306</b>	<b>Tackles</b>		
Comp.-Att.-Int.	12-29-0	19-27-0	Gavin Potter .....11 tackles		
Average Per Comp.	7.0	16.1	<b>Sacks</b>		
Passing Touchdowns	1	2	Caleb Sampson .....1.0 sacks		
Total Offense	159	625	<b>TCU</b>		
Fumbles-Lost	1-0	1-0	<b>Passing</b>		
Penalties-Yards	2-10	10-95	Alex Delton .....10/15, 186 yds		
Punts-Yards	9-437	4-155	<b>Rushing</b>		
Punt Return Yards	0	139	Darius Anderson .....18 att, 115 yds, 1 TD		
Kick Return Yards	101	0	<b>Receiving</b>		
Interceptions-Yards	0-0	0-0	Dylan Thomas .....3 rec, 44 yds, 1 TD		
Time of Possession	20:25	39:35	<b>Tackles</b>		
Third Down Conversions	1-11	14-19	Garret Wallow .....6 tackles		
Fourth Down Conversions	0-0	0-0	<b>Sacks</b>		
Red Zone	0-0	6-6	Dee Winters .....1.0 sacks		
Sacks-Yards	1-11	2-7			
Field Goals	0-1	1-2			
Points off Turnovers	0	0			

## SCORING SUMMARY

Qtr.	Time	Play	Score
1st	11:12	TCU - Thomas, Dylan 26 yd pass from Duggan, Max (5-59, 1:53)	0-7
1st	2:09	TCU - Wells, Pro 7 yd td pass from Duggan, Max (17-72, 8:08)	0-14
1st	0:00	TCU - Reagor, Jalen 73 yd punt return	0-21
2nd	10:54	TCU - Anderson, Darius 11 yd run (5-52, 2:21)	0-28
2nd	4:44	TCU - Olonilua, Sewo (5-69, 2:49)	0-35
2nd	0:01	TCU - Song, Jonathan 25 yd field goal (14-79, 3:35)	0-38
4th	12:10	KU - Gardner, Velton 45 yd run (2-45, 0:17)	7-38
4th	9:13	TCU - Foster, Daimarqua 8 yd run (5-75, 2:57)	7-45
4th	3:50	KU - Williams, Pooka 25 yd pass from Stanley, Carter (5-52, 2:03)	14-45
4th	0:00	TCU - Collins, Mike 11 yd run (10-75, 3:50)	14-51

## GAME 6

## VS. OKLAHOMA



OCT. 5, 2019 | DAVID BOOTH KANSAS MEMORIAL STADIUM | LAWRENCE, KAN. | ATT: 34,402

OKLAHOMA	7	14	14	10	45
KANSAS	7	0	0	13	20

**LAWRENCE, Kan.** – The No. 6/4-ranked Oklahoma offense proved too powerful to overcome as the Kansas football team dropped its third-straight game, 45-20, Saturday afternoon at David Booth Kansas Memorial Stadium. The Sooners (6-0, 3-0 Big 12) racked up 545 yards of total offense, including 277 yards in the air and 268 yards on the ground. The Jayhawks (2-4, 0-3 Big 12) combined for 360 yards with sophomore running back Pooka Williams Jr., picking up over a third of those on the ground (137). The Jayhawks also found success through the air to wide receiver Stephon Robinson Jr. The Kansas junior compiled a career-high 131 yards receiving and two touchdowns on five receptions. Senior quarterback Carter Stanley completed 18-of-28 passes for 230 yards and three touchdowns, with his first touchdown pass going to Daylon Charlot for the game's opening score.

TEAM STATISTICS			PLAYER STATISTICS		
	OU	KU	KANSAS		
<b>First Downs</b>	<b>29</b>	<b>18</b>	<b>Passing</b>		
Rushing	11	5	Carter Stanley .....18/28, 230 yds, 3 TD		
Passing	15	11	<b>Rushing</b>		
<b>Rushing Yards</b>	<b>268</b>	<b>130</b>	Pooka Williams Jr. ....23 att, 144 yds		
Rushing Attempts	37	32	<b>Receiving</b>		
Average Per Rush	7.2	4.1	Stephon Robinson Jr. ....5 rec, 131 yds, 2 TD		
<b>Passing Yards</b>	<b>277</b>	<b>230</b>	<b>Tackles</b>		
Comp.-Att.-Int.	20-29-1	18-28-0	Bryce Torneden .....5 tackles		
Average Per Comp.	13.9	12.8	<b>Sacks</b>		
Passing Touchdowns	2	3	Azur Kamara .....1 sack		
Total Offense	545	360	<b>OKLAHOMA</b>		
Fumbles-Lost	0-0	0-0	<b>Passing</b>		
Penalties-Yards	8-89	9-82	Jalen Hurts .....16/24, 228 yds, 2 TD, 1 INT		
Punts-Yards	2-100	5-215	<b>Rushing</b>		
Punt Return Yards	46	0	Rhamondre Stevenson .....5 att, 109 yds, 1 TD		
Kick Return Yards	34	108	<b>Receiving</b>		
Interceptions-Yards	0-0	1-0	Brayden Willis .....2 rec, 28 yds		
Time of Possession	29:31	30:29	<b>Tackles</b>		
Third Down Conversions	6-9	6-14	Delarrin Turner-Yell .....7 tackles		
Fourth Down Conversions	0-0	0-2	<b>Sacks</b>		
Red Zone	6-7	1-1	Three players .....1 sack		
Sacks-Yards	3-21	1-8			
Field Goals	1-1	0-0			
Points off Turnovers	0	0			

## SCORING SUMMARY

Qtr.	Time	Play	Score
1st	3:35	KU - Charlot, Daylon 22 yd pass from Stanley, Carter (9-98, 5:14)	0-7
1st	1:26	OU - Sermon, Trey 2 yd run (6-77, 2:03)	7-7
2nd	7:51	OU - Hurts, Jalen 1 yd run (7-58, 2:57)	14-7
2nd	0:31	OU - Lamb, CeeDee 10 yd pass from Hurts, Jalen (1-10, 0:08)	21-7
3rd	10:19	OU - Hurts, Jalen 5 yd run (10-84, 4:36)	28-7
3rd	6:18	OU - Sermon, Trey 15 yd pass from Hurts, Jalen (7-83, 2:52)	35-7
4th	10:45	OU - Stevenson, Rhamondre 61 yd run (1-61, 0:13)	42-7
4th	9:35	KU - Robinson, Stephon 39 yd pass from Stanley, Carter (2-75, 1:04)	42-14
4th	4:47	OU - Brkic, Gabe 32 yd field goal (10-60, 4:48)	45-14
4th	11:12	KU - Robinson, Stephon 24 yd pass from Stanley, Carter (6-70, 1:54)	45-20



## GAME 7

## AT TEXAS



OCT. 19, 2019 | DARRELL K ROYAL-TEXAS MEMORIAL STADIUM | AUSTIN, TEXAS | ATT: 97,137

KANSAS	3	14	7	24	48
TEXAS	14	7	3	26	50

**AUSTIN** – Kansas football's upset bid of the No. 15 Texas Longhorns fell just short in Austin Saturday night, as Cameron Dicker kicked a 33-yard game-winning field goal as the game clock expired to put his team ahead on the scoreboard, 50-48. KU took the lead with 1:11 remaining, scoring a touchdown and a 2-point conversion, both thrown by senior quarterback Carter Stanley. Wide receiver Stephon Robinson Jr., caught his second touchdown of the night from Stanley on the drive, while senior Daylon Charlot made the catch at the back of the end zone from Stanley for the 2-point conversion to put the Jayhawks ahead, 48-47. Texas' offense countered once again though, and drove 60 yards down the field in 10 plays to have the night capped off by Dicker's game-winning field goal. Sophomore Pooka Williams Jr., led the Jayhawks with 190 rushing yards on 25 carries and two touchdowns, marking his seventh career game with 100+ rushing yards.

## TEAM STATISTICS

	KU	UT
<b>First Downs</b>	<b>27</b>	<b>33</b>
Rushing	13	15
Passing	11	17
<b>Rushing Yards</b>	<b>259</b>	<b>239</b>
Rushing Attempts	59	40
Average Per Rush	6.6	6.0
<b>Passing Yards</b>	<b>310</b>	<b>399</b>
Comp.-Att.-Int.	27-47-0	31-45-1
Average Per Comp.	11.5	12.9
Passing Touchdowns	4	4
Total Offense	569	638
Fumbles-Lost	2-0	2-1
Penalties-Yards	7-50	8-86
Punts-Yards	3-115	1-55
Punt Return Yards	1-14	0-0
Kick Return Yards	2-46	1-13
Interceptions-Yards	1-2	0-0
Time of Possession	31:31	28:29
Third Down Conversions	10-19	9-14
Fourth Down Conversions	2-2	1-3
Red Zone	6-77	6-6
Sacks-Yards	3-24	1-7
Field Goals	2-4	2-2
Points off Turnovers	13	2

## PLAYER STATISTICS

<b>KANSAS</b>	
<b>Passing</b>	
Carter Stanley	27/47, 310 yds, 4 TD
<b>Rushing</b>	
Pooka Williams Jr.	25 att, 190 yds, 2 TD
<b>Receiving</b>	
Stephon Robinson Jr.	7 rec, 67 yds, 2 TD
<b>Tackles</b>	
Gavin Potter	9 tackles
<b>Sacks</b>	
Gavin Potter	1.0 sacks
<b>TEXAS</b>	
<b>Passing</b>	
Sam Ehlinger	31/44, 399 yds, 4 TD, 1 INT
<b>Rushing</b>	
Keaontay Ingram	14 att, 101 yds, 1 TD
<b>Receiving</b>	
Devin Duvernay	8 rec, 110 yds, 2 TD
<b>Tackles</b>	
Brandon Jones	10 tackles
<b>Sacks</b>	
DeMarvio Overshawn	1 sack

## SCORING SUMMARY

Qtr.	Time	Play	Score
1st	12:56	UT - Johnson, Roschon 14 yd run (6-65, 2:04)	0-7
1st	6:31	UT - Smith, Jake 10 yd pass from Ehlinger, Sam (10-71, 5:25)	0-14
1st	4:01	KU - Jones, Liam 25 yd field goal (6-74, 2:25)	3-14
2nd	13:24	KU - Williams, Pooka 7 yd run (9-50, 3:17)	10-14
2nd	8:38	KU - Williams, Takulive 7 yd pass from Stanley, Carter (4-60, 1:47)	17-14
2nd	2:19	UT - Eagles, Brennan 5 yd pass from Ehlinger, Sam (10-84, 2:51)	17-21
3rd	9:48	KU - Robinson, Stephon 9 yd pass from Stanley, Carter (14-75, 5:12)	24-21
3rd	6:59	UT - Cameron Dicker 39 yd field goal (9-54, 2:49)	24-24
4th	14:01	UT - Duvernay, Devin 14 yd pass from Ehlinger, Sam (12-79, 4:14)	24-31
4th	10:06	KU - Williams, Pooka 16 yd run (1-16, 0:08)	30-31
4th	10:06	UT - Jamison D' Shawn PAT return	30-33
4th	8:32	UT - Duvernay, Devin 43 yd pass from Ehlinger, Sam (4-65, 1:34)	30-40
4th	6:56	KU - Jones, Liam 46 yd field goal (7-47, 1:29)	33-40
4th	4:25	KU - Parchment, Andrew 11 yd pass from Stanley, Carter (6-36, 1:54)	40-40
4th	2:47	UT - Keaontay Ingram 3 yd run (5-65, 1:38)	40-47
4th	1:11	KU - Robinson, Stephon 22 yd pass from Stanley, Carter (8-75, 1:36)	48-47
4th	0:00	UT - Dicker, Cameron 33 yd field goal (10-60, 1:11)	48-50

## GAME 8

## VS. TEXAS TECH



OCT. 26, 2019 | DAVID BOOTH KANSAS MEMORIAL STADIUM | LAWRENCE, KAN. | ATT: 31,036

TEXAS TECH	7	10	10	7	34
KANSAS	0	14	6	17	37

**LAWRENCE, Kan.** — Junior kicker Liam Jones nailed a 32-yard field goal as time expired to earn the Kansas football team its first Big 12 Conference win in the Les Miles era, 37-34, Saturday night inside David Booth Kansas Memorial Stadium. Jones had two attempts to win the game with his first try from 40 yards being blocked. On the return, Texas Tech (3-5, 1-4 Big 12) fumbled the ball on the 22-yard line where Kansas' (3-5, 1-4 Big 12) Logan Klusman dove on the ball. That gave Jones and the Jayhawks new life with two seconds remaining in the game, and this time, he sailed it straight through the uprights. Kansas overcame a 13-point third-quarter deficit behind consecutive passing touchdowns from senior quarterback Carter Stanley, one to junior wide receiver Stephon Robinson Jr., for a 65-yard touchdown, and another to Andrew Parchment for a 70-yard score. Stanley threw three touchdowns on the night, marking his seventh-career game with three or more touchdown passes. Robinson led the Jayhawks in receiving with six receptions for 186 yards and two touchdowns, while both he and Parchment surpassed the century mark, which was the first time since 2016 that the Jayhawks have had two players with 100+ yards receiving (LaQuionte Gonzalez, Steven Sims Jr., vs TCU) in a single game. As an offense, the Jayhawks totaled 527 yards, marking the second-consecutive game with 500+ yards and their third this season. Defensively, Kansas was led by sophomore Davon Ferguson, who made his first-career start on Saturday, and freshman Gavin Potter, who each notched seven tackles.

## TEAM STATISTICS

	TTU	KU
<b>First Downs</b>	<b>28</b>	<b>22</b>
Rushing	12	8
Passing	11	13
<b>Rushing Yards</b>	<b>212</b>	<b>112</b>
Rushing Attempts	45	32
Average Per Rush	4.7	3.5
<b>Passing Yards</b>	<b>271</b>	<b>415</b>
Comp.-Att.-Int.	23-34-0	26-37-1
Average Per Comp.	11.8	16.0
Passing Touchdowns	3	3
Total Offense	483	527
Fumbles-Lost	3-1	1-0
Penalties-Yards	8-69	8-88
Punts-Yards	5-211	5-214
Punt Return Yards	5	0
Kick Return Yards	59	103
Interceptions-Yards	1-0	0-0
Time of Possession	32:28	27:32
Third Down Conversions	6/15	9/15
Fourth Down Conversions	2/2	0/0
Red Zone	5/5	2/2
Sacks-Yards	1-10	0-0
Field Goals	2/2	1/2
Points off Turnovers	0	3

## PLAYER STATISTICS

<b>KANSAS</b>	
<b>Passing</b>	
Carter Stanley	26/37, 415 YDS, 3 TD, 1 INT
<b>Rushing</b>	
Pooka Williams Jr.	21 att, 69 yds
<b>Receiving</b>	
Stephon Robinson Jr.	6 rec, 186 yds, 2 TD
<b>Tackles</b>	
Two players	7 tackles
<b>TEXAS TECH</b>	
<b>Passing</b>	
Jett Duffey	23/34, 271 yds, 3 TD
<b>Rushing</b>	
SaRodrick Thompson	20 att, 80 yds, 1 TD
<b>Receiving</b>	
Dalton Rigdon	7 rec, 76 yds, 1 TD
<b>Tackles</b>	
DaMarcus Fields	9 tackles
<b>Sacks</b>	
Eli Howard	1 sack

## SCORING SUMMARY

Qtr.	Time	Play	Score
1st	5:01	TTU - Thompson, SaRodrick 1 yd run (7-45, 2:20)	7-0
2nd	14:56	TTU - Wolff, Trey 24 yd field goal (14-74, 4:02)	10-0
2nd	8:19	TTU - Mannix, McLane 9 yd pass from Duffey, Jett (11-80, 4:20)	17-0
2nd	4:41	KU - Stanley, Carter 1 yd run (7-78, 3:32)	17-7
2nd	0:59	KU - Robinson, Stephon 48 yd pass from Stanley, Carter (6-84, 1:20)	17-14
3rd	14:00	TTU - Vasher, T.J. 19 yd pass from Duffey, Jett (4-70, 1:00)	24-14
3rd	5:39	TTU - Wolff, Trey 27 yd field goal (15-68, 6:34)	27-14
3rd	3:56	KU - Robinson, Stephon 65 yd pass from Stanley, Carter (4-75, 1:43)	27-20
4th	13:42	KU - Parchment, Andrew 70 yd pass from Stanley, Carter (8-86, 2:17)	27-27
4th	12:18	TTU - Rigdon, Dalton 48 yd pass from Duffey, Jett (3-75, 1:24)	34-27
4th	5:12	KU - Gardner, Velton 32 yd run (10-70, 3:50)	34-34
4th	0:00	KU - Jones, Liam 32 yd field goal (1-0, 0:02)	34-37



## GAME 9

## VS. KANSAS STATE



NOV. 2, 2019 | DAVID BOOTH KANSAS MEMORIAL STADIUM | LAWRENCE, KAN. | ATT: 47,223

KANSAS STATE	7	10	7	14	38
KANSAS	3	0	0	7	10

**LAWRENCE, Kan.** -- The running game of the No. 22-ranked Wildcats proved too much to handle as the Kansas football team fell to in-state rival Kansas State, 38-10, in the 117th meeting of the Dillons Sunflower Showdown inside David Booth Kansas Memorial Stadium. The Jayhawks (3-6, 1-5 Big 12) and Wildcats (6-2, 3-2 Big 12) battled in front of the first sellout in Lawrence in a decade -- with a max capacity crowd of 47,233. The last time Kansas sold out Memorial Stadium came on Nov. 14, 2009 against Nebraska. On Saturday, the Wildcats scored on their first drive and Kansas was unable to answer, as Kansas State jumped out to a 17-3 lead at halftime. Kansas scored a fourth-quarter touchdown on a Manny Miles 1-yard touchdown run, as the Jayhawks fell to the Wildcats, 38-10. Kansas senior quarterback Carter Stanley completed 13-of-23 for 115 yards, as the Kansas offense totaled 241 yards. Kansas State quarterback Skylar Thompson completed 9-of-16 passes for 129 yards and one touchdown, while rushing for 131 yards and two touchdowns on 17 attempts.

TEAM STATISTICS			PLAYER STATISTICS	
	KSU	KU	KANSAS	
<b>First Downs</b>	<b>23</b>	<b>12</b>	<b>Passing</b>	
Rushing	17	2	Carter Stanley.....13/23, 115 yds, 2 INT	
Passing	5	9	<b>Rushing</b>	
<b>Rushing Yards</b>	<b>342</b>	<b>61</b>	Pooka Williams Jr.....14 att, 61 yds	
Rushing Attempts	60	25	<b>Receiving</b>	
Average Per Rush	5.7	2.4	Andrew Parchment.....5 rec, 49 yds	
<b>Passing Yards</b>	<b>129</b>	<b>180</b>	<b>Tackles</b>	
Comp.-Att.-Int.	9-16-0	15-26-0	Two players.....8 tackles	
Average Per Comp.	8.1	6.9	<b>Sacks</b>	
Passing Touchdowns	0	0	Cody Cole III.....1 sack	
Total Offense	471	241	<b>KANSAS STATE</b>	
Fumbles-Lost	1-0	0-0	<b>Passing</b>	
Penalties-Yards	11-113	4-55	Skylar Thompson.....9/16, 129 yds	
Punts-Yards	5-187	5-213	<b>Rushing</b>	
Punt Return Yards	10	0	Skylar Thompson.....17 att, 127 yds, 3 TD	
Kick Return Yards	20	62	<b>Receiving</b>	
Interceptions-Yards	2-0	0-0	Dalton Schoen.....2 rec, 67 yds	
Time of Possession	38:03	21:57	<b>Tackles</b>	
Third Down Conversions	11-17	2-10	Two players.....4 tackles	
Fourth Down Conversions	0-0	0-2	<b>Sacks</b>	
Red Zone	5-5	2-2	Trey Dishon.....2 sacks	
Sacks-Yards	4-33	1-4		
Field Goals	1-1	1-1		
Points off Turnovers	3	0		

SCORING SUMMARY				
Qtr.	Time	Play	Score	
1st	7:21	KSU - Thompson, Skylar 1 yd run (10-88, 5:54)	0-7	
1st	4:50	KU - Jones, Liam 34 yd field goal (8-45, 2:23)	3-7	
2nd	14:54	KSU - Trotter, Harry 9 yd run (10-78, 4:51)	3-14	
2nd	0:00	KSU - Lynch, Blake 39 yd field goal (7-25, 1:20)	3-17	
3rd	10:52	KSU - Thompson, Skylar 12 yd run (9-75, 4:08)	3-24	
4th	12:18	KSU - Thompson, Skylar 4 yd run (6-26, 2:36)	3-31	
4th	9:30	KSU - Burns, Tyler 14 yd run (2-32, 0:48)	3-38	
4th	0:35	KU - Miles, Manny 1 yd run (5-66, 0:55)	10-38	

## GAME 10

## AT OKLAHOMA STATE



NOV. 16, 2019 | BOONE PICKENS STADIUM | STILLWATER, OKLA. | ATT. 55,388

KANSAS	0	0	0	13	13
OKLAHOMA STATE	14	10	7	0	31

**STILLWATER, Okla.** -- Thirteen fourth-quarter points were not enough to overcome a 31-point deficit as the Kansas football team fell at No. 22 Oklahoma State, 31-13, Saturday afternoon at Boone Pickens Stadium. Senior quarterback Carter Stanley connected with Stephon Robinson Jr., and Quan Hampton for both of those late touchdowns to move into sole possession of second place in KU history for career passing touchdowns (36). Only Jayhawk great Todd Reesing has thrown for more passing touchdowns in his career (90). Robinson's fourth-quarter touchdown reception was his seventh of the season, which moved him into a tie for eighth in KU history in receiving touchdowns in a season. As an offense, Kansas totaled 290 yards, 251 of which came through the air. Oklahoma State came out victorious behind 481 yards of total offense, including 243 yards on the ground, 122 of which came from redshirt-sophomore running back Chuba Hubbard. The game was Hubbard's 10th with 100 or more rushing yards in a game this season.

TEAM STATISTICS			PLAYER STATISTICS	
	KU	OSU	KANSAS	
<b>First Downs</b>	<b>18</b>	<b>24</b>	<b>Passing</b>	
Rushing	4	13	Carter Stanley.....22/37, 226 yds, 2 TD, 1 INT	
Passing	14	9	<b>Rushing</b>	
<b>Rushing Yards</b>	<b>39</b>	<b>243</b>	Pooka Williams Jr.....12 att, 26 yds	
Rushing Attempts	24	45	<b>Receiving</b>	
Average Per Rush	1.6	5.4	Stephon Robinson Jr.....6 rec, 68 yds, 1 TD	
<b>Passing Yards</b>	<b>251</b>	<b>238</b>	<b>Tackles</b>	
Comp.-Att.-Int.	26-46-3	15-25-0	Mike Lee.....9 tackles	
Average Per Comp.	5.5	9.5	<b>OKLAHOMA STATE</b>	
Passing Touchdowns	2	2	<b>Passing</b>	
Total Offense	290	481	Spencer Sanders.....12/18 168 yds, 1 TD	
Fumbles-Lost	0-0	1-0	<b>Rushing</b>	
Penalties-Yards	5-37	2-19	Chuba Hubbard.....23 att, 126 yds, 2 TD	
Punts-Yards	7-299	5-152	<b>Receiving</b>	
Punt Return Yards	6	7	Dillon Stoner.....5 rec, 150 yds, 2 TD	
Kick Return Yards	36	36	<b>Tackles</b>	
Interceptions-Yards	0-0	3-27	Jarrick Bernard.....7 tackles	
Time of Possession	28:28	31:32	<b>Sacks</b>	
Third Down Conversions	6-17	4-12	Two players.....1 sacks	
Fourth Down Conversions	2-3	1-1		
Red Zone	2-2	2-3		
Sacks-Yards	0-0	2-9		
Field Goals	0-1	1-4		
Points off Turnovers	0	3		

SCORING SUMMARY				
Qtr.	Time	Play	Score	
1st	11:56	OSU - Hubbard, Chuba 15 yd run (4-65, 1:50)	0-7	
1st	0:03	OSU - Hubbard, Chuba 4 yd run (12-75, 5:44)	0-14	
2nd	05:13	OSU - Stoner, Dillon 51 yd pass from Sanders, Spencer (2-55, 5:44)	0-21	
2nd	0:53	OSU - Ammendola, Matt 44 yd field goal (7-20, 1:49)	0-24	
3rd	3:37	OSU - Stoner, Dillon 43 yd pass from Brown, Dru (6-74, 3:10)	0-31	
4th	8:22	KU - Robinson, Stephon 14 yd pass from Stanley, Carter (13-80, 5:47)	6-31	
4th	1:09	KU - Hampton, Quan 9 yd pass from Stanley, Carter (11-78, 2:15)	13-31	

## GAME 11

## AT IOWA STATE



NOV. 23, 2019 | JACK TRICE STADIUM | AMES, IOWA | ATT. 58,120

KANSAS	6	3	15	7	31
IOWA STATE	7	7	7	20	41

**AMES, Iowa** – The Kansas Jayhawks (3-8, 1-7 Big 12) totaled 493 yards and scored 31 points, but fell to the No. 22-ranked Iowa State Cyclones (7-4, 5-3 Big 12), 41-31, in their final road game of the season at MidAmerican Energy Field at Jack Trice Stadium in Ames, Iowa, on Saturday. Sophomore Pooka Williams Jr., crossed the 2,000 career yards mark on Saturday, carrying the ball 19 times for 154 yards, while hauling in one touchdown reception. Williams became the first Jayhawk to rush for 2,000 or more yards in his first two seasons as a Jayhawk since Gale Sayers in 1962-63. On defense, KU was led by a season-high 13 tackles from senior safety Mike Lee, marking the fifth game in his career with double-digits in tackles.

TEAM STATISTICS			PLAYER STATISTICS	
	KU	ISU	KANSAS	
<b>First Downs</b>	<b>22</b>	<b>24</b>	<b>Passing</b>	
Rushing	10	5	Carter Stanley	23/44, 328 yds, 3 TD
Passing	12	18	<b>Rushing</b>	
<b>Rushing Yards</b>	<b>165</b>	<b>117</b>	Pooka Williams Jr.	19 att, 164 yds
Rushing Attempts	32	35	<b>Receiving</b>	
Average Per Rush	5.2	3.3	Andrew Parchment	8 rec, 86 yds
<b>Passing Yards</b>	<b>328</b>	<b>372</b>	<b>Tackles</b>	
Comp.-Att.-Int.	23-44-0	29-42-1	Mike Lee	13 tackles
Average Per Comp.	14.3	12.8	<b>Interceptions</b>	
Passing Touchdowns	3	4	Mike Lee	1 interception
Total Offense	493	489	<b>IOWA STATE</b>	
Fumbles-Lost	0-0	0-0	<b>Passing</b>	
Penalties-Yards	6-55	6-50	Brook Purdy	29/42, 372 yds, 4 TD, 1 INT
Punts-Yards	4-181	4-161	<b>Rushing</b>	
Punt Return Yards	8	24	Breece Hall	28 att, 97 yds, 1 TD
Kick Return Yards	149	82	<b>Receiving</b>	
Interceptions-Yards	1-3	0-0	Deshaunte Jones	7 rec, 74 yds
Time of Possession	25:43	34:17	<b>Tackles</b>	
Third Down Conversions	9-19	10-16	Braxton Lewis	11 tackles
Fourth Down Conversions	1-2	1-2	<b>Sacks</b>	
Red Zone	4-5	4-4	Will McDonald	2 sacks
Sacks-Yards	0-0	2-15		
Field Goals	3-4	0-0		
Points off Turnovers	8	0		

## SCORING SUMMARY

Qtr.	Time	Play	Score
1st	6:25	KU - Jones, Liam 36 yd field goal (10-40, 3:19)	3-0
1st	3:44	ISU - Pettway, L. 25 yd pass from Purdy, Brock (5-75, 2:41)	3-7
1st	0:49	KU - Jones, Liam 37 yd field goal (8-49, 2:49)	6-7
2nd	3:44	ISU - Hall, Breece 1 yd run (15-80, 6:04)	6-14
2nd	0:10	KU - Jones, Liam 30 yd field goal (10-85, 1:26)	9-14
3rd	11:12	ISU - Pettway, L. 4 yd pass from Purdy, Brock (8-59, 2:46)	9-21
3rd	1:30	KU - Williams, Pooka 27 yd pass from Stanley, Carter (10-62, 2:59)	16-21
3rd	0:13	KU - Roe, Spencer 2 yd pass from Stanley, Carter (4-38, 1:10)	24-21
4th	13:42	ISU - Hall, Breece 24 yd pass from Purdy, Brock (4-57, 1:21)	24-27
4th	10:42	KU - Robinson, Stephen 40 yd pass from Stanley, Carter (7-73, 2:54)	31-27
4th	5:10	ISU - Purdy, Brock 5 yd run (9-71, 5:27)	31-34
4th	1:09	ISU - Shaw, Sean 4 yd pass from Purdy, Brock (7-37, 3:05)	31-41

## GAME 12

## VS. BAYLOR



NOV. 30, 2019 | DAVID BOOTH KANSAS MEMORIAL STADIUM | LAWRENCE, KAN. | ATT. 22,531

KANSAS	0	0	6	0	6
BAYLOR	21	13	14	13	61

**LAWRENCE, Kan.** – In a game that featured a 5,000 career-yard passer and a 1,000 yards in a season rusher, the Kansas football team dropped its 2019 finale to No. 9 Baylor, 61-6, Saturday afternoon at David Booth Kansas Memorial Stadium. In the third quarter, Kansas got on the board on a touchdown pass from senior quarterback Manny Miles to junior wide receiver Andrew Parchment, which was Parchment's seventh receiving touchdown of the season. Sophomore running back Pooka Williams Jr., followed up to record his 1,000th yard on the ground this season to become just the second KU player ever to accomplish that feat in back-to-back years.

TEAM STATISTICS			PLAYER STATISTICS	
	KU	BU	KANSAS	
<b>First Downs</b>	<b>17</b>	<b>29</b>	<b>Passing</b>	
Rushing	9	16	Carter Stanley	13/26, 95 yds, 0 TD, 3 INT
Passing	5	12	<b>Rushing</b>	
<b>Rushing Yards</b>	<b>161</b>	<b>264</b>	Pooka Williams Jr.	22 att, 116 yds
Rushing Attempts	35	47	<b>Receiving</b>	
Average Per Rush	4.6	5.6	Andrew Parchment	5 rec, 43 yds, 1 TD
<b>Passing Yards</b>	<b>119</b>	<b>243</b>	<b>Tackles</b>	
Comp.-Att.-Int.	16-32-4	18-32-1	Gavin Potter	6 tackles
Average Per Comp.	7.4	13.5	<b>Interceptions</b>	
Passing Touchdowns	1	1	Ricky Thomas	1 interception
Total Offense	280	507	<b>BAYLOR</b>	
Fumbles-Lost	2-2	0-0	<b>Passing</b>	
Penalties-Yards	1-15	6-63	Charlie Brewer	13/25, 182 yds, 1 TD, 1 INT
Punts-Yards	6-288	5-245	<b>Rushing</b>	
Punt Return Yards	0	0	JaMycal Hasty	14 att, 92 yds, 3 TD
Kick Return Yards	74	23	<b>Receiving</b>	
Interceptions-Yards	1-0	4-68	Tyquan Thornton	4 rec, 69 yds, 1 TD
Time of Possession	26:14	33:46	<b>Tackles</b>	
Third Down Conversions	2-14	8-14	Three players	4 tackles
Fourth Down Conversions	2-4	0-0	<b>Sacks</b>	
Red Zone	1-2	9-9	Two players	1 sack
Sacks-Yards	1-13	2-8	<b>Interceptions</b>	
Field Goals	0-0	2-2	Four players	1 interception
Points off Turnovers	0	23		

## SCORING SUMMARY

Qtr.	Time	Play	Score
1st	8:47	BU - Bohanon, Gary 6 yd run (4-73, 1:29)	0-7
1st	6:48	BU - Thornton, Tyquan 51 yd pass from Brewer, Charlie (1-51, :09)	0-14
1st	1:08	BU - Hasty, JaMycal 13 yd run (9-75, 4:04)	0-21
2nd	10:24	BU - Mayers, John 23 yd field goal (9-29, 3:54)	0-24
2nd	5:41	BU - Ebner, Tristan 14 yd run (3-30, 0:42)	0-31
2nd	0:01	BU - Mayers, John 23 yd field goal (4-14, 0:21)	0-34
3rd	11:26	BU - Hasty, JaMycal 19 yd run (7-75, 3:44)	0-42
3rd	5:59	BU - Hasty, JaMycal 8 yd run (3-16, 1:16)	0-49
3rd	1:29	KU - Parchment, Andrew 11 yd pass from Miles, Manny (10-80, 4:24)	6-48
4th	6:49	BU - Jones, Qualan 7 yd run (14-78, 6:45)	6-55
4th	4:13	BU - Zeno, Jacob 1 yd run (4-25, 1:44)	6-61





ADIZERO





# RUSHING RECORDS

## CAREER RECORDS

Name	Years	Att.	Yards	Avg.	TDs
1. June Henley	1993-96	823	3,841	4.7	41
2. Tony Sands	1988-91	778	3,788	4.9	28
3. James Sims	2010-13	798	3,592	4.6	34
4. Laverne Smith	1973-76	472	3,074	6.5	21
5. Clark Green	2002-05	641	2,754	4.3	13
6. Gale Sayers	1962-64	412	2,675	6.5	19
7. John Riggins	1968-70	518	2,659	5.1	19
8. David Winbush	1997-2000	565	2,608	4.6	22
9. L.T. Levine	1992-95	422	2,248	5.3	21
10. Jon Cornish	2003-06	387	2,245	5.8	17
11. Jake Sharp	2006-09	456	2,239	4.9	23
12. Pooka Williams Jr.	2018-Pres.	364	2,186	6.0	10
13. Kerwin Bell	1980-83	450	1,970	4.4	14
14. Charlie Hoag	1950-52	343	1,914	5.6	16
15. Norris Banks	1975-77	438	1,862	4.3	4
16. Arnold Snell	1986-88	431	1,762	4.1	8
17. Khalil Herbert	2016-19	320	1,735	5.4	14
18. Nolan Cromwell	1975-76	355	1,664	4.7	16
19. Tony Pierson	2011-14	284	1,642	5.8	9
20. Donnie Shanklin	1966-68	324	1,630	5.0	11

Attempts	No.	Years
1. June Henley	823	1993-96
2. James Sims	798	2010-13
3. Tony Sands	778	1988-91
4. Clark Green	641	2002-05
5. David Winbush	565	1997-2000
6. John Riggins	518	1968-70
7. Laverne Smith	472	1973-76
8. Jake Sharp	456	2006-09
9. Kerwin Bell	450	1980-83
10. Arnold Snell	431	1986-88

Touchdowns	No.	Years
1. June Henley	41	1993-96
2. James Sims	34	2010-13
3. Tony Sands	28	1988-91
4. Jake Sharp	23	2006-09
Brandon McAnderson	23	2004-07
Chip Hilleary	23	1989-92
7. David Winbush	22	1997-2000
8. Bill Whittemore	21	2002-03
L.T. Levine	21	1992-95
Laverne Smith	21	1973-76

Yards Per Carry	
(Min. 500 Att.)	5.1, John Riggins, 1968-70 (2,659 yards on 518 attempts)
(Min. 400 Att.)	6.51, Laverne Smith, 1973-76 (3,074 yards on 472 attempts)
(Min. 300 Att.)	6.51, Laverne Smith, 1973-76 (3,074 yards on 472 attempts)

Yards Per Game	Avg.	Years
1. June Henley	91.5	1993-97
(3,841 yards in 42 games)		
2. Tony Sands	86.1	1988-91
(3,788 yards in 44 games)		

200-Yard Games	No.	Years
1. June Henley	5	1993-96
2. Tony Sands	3	1988-91
3. 11 tied with	1	
(Most recent: Pooka Williams Jr. (252), vs. Oklahoma, 2018)		

100-Yard Games	No.	Years
1. Tony Sands	17	1988-91
2. James Sims	15	2010-13
3. June Henley	13	1993-96
Laverne Smith	13	1973-76
5. Jon Cornish	12	2003-06
6. Gale Sayers	11	1962-64
7. Clark Green	9	2002-05
Pooka Williams Jr.	9	2018-Pres.
9. Jake Sharp	8	2006-09
10. L.T. Levine	7	1992-95
Kerwin Bell	7	1980-83
Nolan Cromwell	7	1975-76
John Riggins	7	1968-70
Wade Stinson	7	1949-50

Yards by a Quarterback	No.	Years
1. Nolan Cromwell	1,664	1975-76
2. Chip Hilleary	1,290	1989-92
3. Bill Whittemore	1,083	2002-03
4. Bobby Douglass	1,015	1966-68

## SEASON RECORDS

Yards	No.	Year
1. Jon Cornish, Sr.	1,457	2006
2. Tony Sands, Sr.	1,442	1991
3. June Henley, Sr.	1,349	1996
4. Laverne Smith, So.	1,181	1974
5. John Riggins, Sr.	1,131	1970
6. Wade Stinson, Jr.	1,129	1950
7. June Henley, Fr.	1,127	1993
8. Pooka Williams Jr., Fr.	1,125	2018
Brandon McAnderson, Sr.	1,125	2007
Gale Sayers, So.	1,125	1962
11. Nolan Cromwell, Jr.	1,124	1975
12. Kerwin Bell, Fr.	1,114	1980
13. James Sims, Jr.	1,113	2012
14. James Sims, Sr.	1,110	2013
15. Tony Sands, So.	1,109	1989
16. Pooka Williams Jr., So.	1,061	2019
17. Laverne Smith, Sr.	978	1976

Attempts	No.	Year
1. June Henley, Sr.	302	1996
2. Tony Sands, Sr.	272	1991
3. Jon Cornish, Sr.	250	2006
4. June Henley, Fr.	233	1993
5. James Sims, Sr.	230	2013
6. Kerwin Bell, So.	228	1980
7. James Sims, Jr.	218	2012
Nolan Cromwell, Jr.	218	1975
9. Tony Sands, So.	216	1989
10. David Winbush, So.	209	1998
John Riggins, Sr.	209	1970

Touchdowns	No.	Year
1. June Henley, Sr.	17	1996
2. Brandon McAnderson, Sr.	16	2007
3. Chip Hilleary, Jr.	14	1991
Wade Stinson, Jr.	14	1950
5. June Henley, Fr.	13	1993
Bud Laughlin, Fr.	13	1951
7. Jake Sharp, Jr.	12	2008
Maurice Douglas, Sr.	12	1992
John Riggins, Sr.	12	1970
Bobby Douglass, Sr.	12	1968
11. Bill Whittemore, Jr.	11	2002
L.T. Levine, Jr.	11	1994
Tony Sands, So.	11	1989

Yards Per Carry	
(Min. 200 Att.)	5.8, Jon Cornish, 2006 (1,457 yards on 250 attempts)
(Min. 150 Att.)	7.1, Gale Sayers, 1962 (1,125 yards on 158 attempts)

Yards Per Game	Avg.	Year
1. June Henley, Sr.	134.9	1996
(1,349 in 10 games)		
2. Tony Sands, Sr.	131.1	1991
(1,442 in 11 games)		
3. Jon Cornish, Sr.	121.4	2006
(1,457 in 12 games)		
4. Wade Stinson, Jr.	112.9	1950
(1,129 in 10 games)		
5. James Sims, Jr.	112.6	2012
(1,013 in 9 games)		

200-Yard Games	No.	Year
1. June Henley, Sr.	4	1996
2. Tony Sands, So.	2	1989

100-Yard Games	No.	Year
1. Jon Cornish, Sr.	8	2006
Tony Sands, Sr.	8	1991
3. Laverne Smith, So.	7	1974
Wade Stinson, Jr.	7	1950
5. James Sims, Jr.	6	2012
Kerwin Bell, Fr.	6	1980

Consecutive 100-Yard Games	
1. James Sims	6
2. Tony Sands	5
* last game of 1990 and first four of 1991	
Laverne Smith	5
	1975

Most Yards In Consecutive Games	
1. Tony Sands, Sr.	500
(104 vs. Colorado; 396 vs. Missouri)	
2. Nolan Cromwell, Jr.	481
(294 vs. Oregon State; 187 vs. Wisconsin)	
3. Khalil Herbert, So.	428
(137 at Ohio; 291 vs. West Virginia)	
	2017

Most Yards In Three Consecutive Games	
1. June Henley, Sr.	604
(187 vs. Ball State; 201 vs. TCU; 216 vs. Utah)	
2. Tony Sands, Sr.	556
(56 vs. Nebraska; 104 vs. Colorado; 396 vs. Missouri)	

Yards By A QB	No.	Year
1. Nolan Cromwell, Jr.	1,124	1975
2. Bill Whittemore, Jr.	549	2002
3. Chip Hilleary, Sr.	537	1992
4. Bill Whittemore, Sr.	534	2003



**JUNE HENLEY** – Holds the Kansas career rushing records in yards (3,841), attempts (823) and touchdowns (38), which he set during the 1993-96 seasons.

## GAME RECORDS

Name	Yards	Opponent, Date
1. Tony Sands, Sr.	396	vs. Missouri, 11-23-91
2. Nolan Cromwell, Jr.	294	vs. Oregon St., 9-27-75
<b>3. Khalil Herbert, So.</b>	<b>291</b>	<b>vs. WVU, 9-23-17</b>
4. Gale Sayers, So.	283	vs. Okla. St., 10-27-62
5. David Winbush, So.	268	vs. Colorado, 10-24-98
<b>6. Pooka Williams Jr., Fr.</b>	<b>252</b>	<b>vs. Oklahoma, 11-17-18</b>
7. Wade Stinson, Jr.	239	vs. Utah, 11-4-50
8. June Henley, Fr.	237	vs. Iowa St., 10-16-93
9. Laverne Smith, Jr.	236	vs. Missouri, 11-22-75
10. Reggie Duncan, So.	227	vs. Texas Tech, 10-6-01
11. June Henley, Sr.	226	vs. Iowa State, 11-2-96
12. L.T. Levine, Jr.	221	vs. Missouri, 11-19-94
13. Tony Sands, So.	217	vs. Kansas St., 10-28-89
14. June Henley, Sr.	216	vs. Utah, 9-28-96
Kerwin Bell, Fr.	216	vs. Kansas St., 11-1-80
16. Tony Sands, So.	215	vs. Missouri, 11-18-89
17. James Sims, Sr.	211	vs. WVU, 11-16-13
18. June Henley, Sr.	209	vs. Texas, 11-16-96
19. Tony Pierson, So.	202	at Texas Tech, 11-10-12
20. Jon Cornish, Sr.	201	vs. Kansas St., 11-18-06
June Henley, Sr.	201	vs. TCU, 9-14-96

Yards in a Half	Yards	Game, Date
1. Tony Sands, Sr.	240	vs. Missouri (2nd), 11-23-91

Yards in a Quarter	Yards	Game, Date
1. June Henley, Fr.	148	vs. Iowa St. (2nd), 10-16-93

Rushing Attempts	Att.	Game, Date
1. Tony Sands, Sr.	58	vs. Missouri, 11-23-91
2. June Henley, Fr.	44	vs. Texas, 11-16-93
3. June Henley, Sr.	41	vs. Utah, 9-28-96
4. June Henley, Sr.	40	vs. Iowa State, 11-2-96
5. Reggie Duncan, So.	38	vs. Texas Tech, 10-6-01
Kerwin Bell, So.	38	vs. Kansas State, 11-1-80
Jerome Nelloms, Sr.	38	vs. Oklahoma St., 11-4-72
8. June Henley, Fr.	37	vs. Nebraska, 11-6-93
<b>9. Khalil Herbert, So.</b>	<b>36</b>	<b>vs. West Virginia, 9-23-17</b>
10. Kerwin Bell, Fr.	35	vs. Iowa State, 10-18-80

Half	Att.	Game, Date
1. Tony Sands, Sr.	34	vs. Missouri (2nd), 11-23-91

Quarter	Att.	Game, Date
1. Tony Sands, Sr.	19	vs. Missouri (4th), 11-23-91

Game Yards Per Attempt (Min. 30 attempts)	
	<b>8.1, Khalil Herbert, So., vs. West Virginia, 2017 (291-36)</b>
(Min. 25)	10.5, Nolan Cromwell, Jr., vs. Oregon State, 1975 (294-28)
(Min. 20)	12.9, Gale Sayers, So., vs. Oklahoma State, 1962 (283-22)
(Min. 15)	15.7, Laverne Smith, Jr., vs. Missouri, 1975 (236-15)

Game Touchdowns	TD	Opponent, Year
1. James Sims, Fr.	4	vs. Colorado, 2010
Jake Sharp, Jr.	4	vs. Kansas State, 2008
Brandon McAnderson, Sr.	4	vs. Nebraska, 2007
June Henley, Sr.	4	vs. TCU, 1996
Tony Sands, Sr.	4	vs. Missouri, 1991
Curtis McClinton, Sr.	4	vs. California, 1961
Charlie Black	4	vs. Washington (Mo.), 1923
8. Several with	3	
(Most Recent: Jake Sharp, vs. Colorado, 2008)		

Yards By A QB	Yards	Opponent, Date
1. Nolan Cromwell, Jr.	294	vs. Oregon State, 9-27-75
2. Nolan Cromwell, Jr.	187	vs. Wisconsin, 10-4-75
3. Bill Whittemore, Jr.	177	vs. Tulsa, 9-28-02
4. Nolan Cromwell, Jr.	134	vs. Iowa State, 10-18-75

Longest Rush	Yards	Opponent, Date
1. Eric Vann, Sr.	99	vs. Oklahoma, 10-4-97
Gale Sayers, Jr.	99	vs. Nebraska, 11-9-63
3. Gale Sayers, So.	96	vs. Okla. State, 10-27-62
4. Walter Mack, Jr.	90	vs. Colorado, 11-15-80
5. John Riggins, So.	83 <sup>1</sup>	vs. Kansas St., 11-16-68
6. Khalil Herbert	82 <sup>1</sup>	vs. Boston College, 9-3-19
7. Gale Sayers, Sr.	81	vs. Wyoming, 10-3-64
8. Frank Hatchett, So.	80	vs. Okla. State, 11-12-88
Kerwin Bell, Fr.	80	vs. Okla. State, 10-25-80
Laverne Smith, Jr.	80	vs. Iowa State, 10-18-75

<sup>1</sup>non-scoring/+ longest rush by a quarterback

## YEARLY LEADERS

YEAR	PLAYER	ATT.	YARDS
1937	Clarence Douglass, So.	72	376
1938	Dick Amerine, So.	58	277
1939	Ed Hall, So.	44	189
1940	Ed Hall, Jr.	109	294
1941	Ray Niblo, So.	87	241
1942	Ray Evans, Jr.	111	293
1943	Bob George	42	180
1944	Charlie Moffatt, So.	80	300
1945	Dick Bertuzzi, Fr.	76	360
1946	Ray Evans, Sr.	112	459
1947	Forrest Griffith, So.	86	483
1948	Forrest Griffith, Jr.	96	368
1949	Bud French, Sr.	86	510
1950	Wade Stinson, Jr.	167	1,129
1951	Bob Brandeberry, Jr.	136	649
1952	Charlie Hoag, Sr.	93	469
1953	Don Hess, Jr.	83	369
1954	Bud Laughlin, Sr.	94	339
1955	John Francisco, So.	107	459
1956	Homer Floyd, So.	134	638
1957	Homer Floyd, Jr.	127	505
1958	Homer Floyd, Sr.	103	391
1959	Curtis McClinton, So.	91	472
1960	Bert Coan, So.	73	488
1961	Ken Coleman, So.	130	656
1962	Gale Sayers, So.	158	1,125
1963	Gale Sayers, Jr.	132	917
1964	Gale Sayers, Sr.	122	633
1965	Dan Miller, Jr.	66	356
1966	Donnie Shanklin, So.	182	732
1967	Bobby Douglass, Sr.	175	415
1968	John Riggins, So.	139	866
1969	John Riggins, Jr.	170	662
1970	John Riggins, Sr.	209	1,131
1971	Delvin Williams, So.	102	509
1972	Jerome Nelloms, Sr.	179	684
1973	Delvin Williams, Sr.	198	762
1974	Laverne Smith, So.	176	1,181
1975	Nolan Cromwell, Jr.	218	1,124
1976	Laverne Smith, Sr.	148	978
1977	Norris Banks, Sr.	162	655
1978	Mike Higgins, Jr.	68	270
1979	Harry Sydney, Jr.	123	541
1980	Kerwin Bell, Fr.	228	1,114
1981	Garfield Taylor, So.	167	728
1982	Dino Bell, So.	110	370
1983	Kerwin Bell, Sr.	115	498
1984	Lynn Williams, Jr.	172	776
1985	Lynn Williams, Sr.	172	373
1986	Arnold Snell, So.	163	672
1987	Arnold Snell, Jr.	184	691
1988	Tony Sands, Fr.	103	480
1989	Tony Sands, So.	216	1,109
1990	Tony Sands, Jr.	186	757
1991	Tony Sands, Sr.	273	1,442
1992	Maurice Douglas, Sr.	198	899
1993	June Henley, Fr.	233	1,127
1994	L.T. Levine, Jr.	128	803
1995	L.T. Levine, Sr.	156	841
1996	June Henley, Sr.	302	1,349
1997	Eric Vann, Sr.	196	796
1998	David Winbush, So.	209	974
1999	David Winbush, Jr.	123	595
2000	David Winbush, Sr.	163	701
2001	Reggie Duncan, So.	181	739
2002	Clark Green, Fr.	197	813
2003	Clark Green, So.	204	968
2004	John Randle, So.	147	572
2005	Jon Cornish, Jr.	134	780
2006	Jon Cornish, Sr.	250	1,457
2007	Brandon McAnderson, Sr.	190	1,125
2008	Jake Sharp, Jr.	186	860
2009	Toben Oporum, Fr.	133	554
2010	James Sims, Fr.	166	742
2011	James Sims, So.	182	727
2012	James Sims, Jr.	218	1,013
2013	James Sims, Sr.	230	1,110
2014	Corey Avery, Fr.	151	631
2015	Ke'aun Kinner, Jr.	134	566
2016	Ke'aun Kinner, Sr.	140	738
2017	Khalil Herbert, So.	120	663
<b>2018</b>	<b>Pooka Williams Jr., Fr.</b>	<b>161</b>	<b>1,125</b>
<b>2019</b>	<b>Pooka Williams Jr., So.</b>	<b>203</b>	<b>1,061</b>

# 1,000 YARD RUSHING SEASONS



**WADE STINSON, JR.**  
**1,129 YARDS**

1950

	ATT.	YARDS	TDS
Texas Christian	15	54	0
Denver	11	63	1
Colorado	15	91	1
Iowa State	24	119	2
Oklahoma A&M	7	116	1
Nebraska	15	121	2
Utah	24	239	3
Oklahoma	23	114	1
Kansas State	11	110	2
Missouri	22	102	1
<b>TOTALS</b>	<b>167</b>	<b>1,129</b>	<b>14</b>



**NOLAN CROMWELL, JR.**  
**1,124 YARDS**

1975

	ATT.	YARDS	TDS
Washington State	5	16	0
Kentucky	9	28	1
Oregon State	28	284	1
Wisconsin	12	187	2
Nebraska	19	62	0
Iowa State	27	134	1
Oklahoma State	19	144	1
Kansas State	23	107	0
Oklahoma	23	69	1
Colorado	25	130	2
Missouri	20	53	0
<b>TOTALS</b>	<b>210</b>	<b>1,124</b>	<b>9</b>



**JUNE HENLEY, FR.**  
**1,127 YARDS**

1993


	ATT.	YARDS	TDS
Florida State	9	45	0
Western Carolina	12	61	2
Michigan State	11	42	1
Utah	10	46	0
Colorado State	12	36	1
Kansas State	13	60	0
Iowa State	27	237	3
Oklahoma	32	178	1
Oklahoma State	20	93	0
Nebraska	18	148	1
Colorado	18	63	1
Missouri	32	118	2
<b>TOTALS</b>	<b>233</b>	<b>1,127</b>	<b>12</b>



**JAMES SIMS, JR.**  
**1,013 YARDS**

2012

	ATT.	YARDS	TDS
Northern Illinois	18	91	2
Kansas State	28	115	1
Oklahoma State	27	138	1
Oklahoma	28	102	1
Texas	28	176	0
Baylor	21	126	1
Texas Tech	30	127	2
Iowa State	20	81	0
West Virginia	18	57	1
<b>TOTALS</b>	<b>218</b>	<b>1,013</b>	<b>9</b>



**GALE SAYERS, SO.**  
**1,125 YARDS**

1962

	ATT.	YARDS	TDS
Texas Christian	27	114	0
Boston University	11	73	0
Colorado	14	122	1
Iowa State	14	94	1
Oklahoma	9	23	0
Oklahoma State	22	283	1
Kansas State	17	156	3
Nebraska	15	107	0
California	12	81	1
Missouri	17	72	0
<b>TOTALS</b>	<b>158</b>	<b>1,125</b>	<b>7</b>



**KERWIN BELL, FR.**  
**1,112 YARDS**

1980

	ATT.	YARDS	TDS
Oregon	20	69	0
Pittsburgh	14	27	0
Louisville	21	103	1
Syracuse	32	143	1
Nebraska	18	69	0
Iowa State	35	156	1
Oklahoma State	25	149	2
Kansas State	38	216	1
Oklahoma	---	DNP	0
Colorado	17	157	1
Missouri	8	25	0
<b>TOTALS</b>	<b>228</b>	<b>1,112</b>	<b>7</b>



**JUNE HENLEY, SR.**  
**1,349 YARDS**

1996

	ATT.	YARDS	TDS
Ball State	28	187	3
TCU	31	201	4
Utah	41	216	2
Oklahoma	27	63	2
Texas Tech	22	43	0
Colorado	26	80	1
Nebraska	DNP	---	---
Iowa State	40	226	3
Kansas State	19	42	0
Texas	44	209	2
Missouri	24	82	0
<b>TOTALS</b>	<b>302</b>	<b>1,349</b>	<b>17</b>



**JAMES SIMS, SR.**  
**1,110 YARDS**

2013

	ATT.	YARDS	TDS
South Dakota	16	94	2
Rice	19	109	0
Louisiana Tech	20	78	0
Texas Tech	9	28	0
TCU	23	81	0
Oklahoma	23	129	2
Baylor	19	70	0
Texas	15	48	0
Oklahoma State	21	66	0
West Virginia	22	211	3
Iowa State	21	114	0
Kansas State	22	82	0
<b>TOTALS</b>	<b>230</b>	<b>1,110</b>	<b>7</b>



**JOHN RIGGINS, SR.**  
**1,131 YARDS**

1970

	ATT.	YARDS	TDS
Washington State	28	125	1
Texas Tech	9	24	0
Syracuse	26	162	3
New Mexico	20	107	1
Kansas State	16	78	0
Nebraska	18	76	1
Iowa State	17	93	2
Oklahoma State	19	76	1
Colorado	13	83	1
Oklahoma	22	178	2
Missouri	24	129	0
<b>TOTALS</b>	<b>212</b>	<b>1,131</b>	<b>12</b>



**TONY SANDS, SO.**  
**1,109 YARDS**

1989

	ATT.	YARDS	TDS
Montana State	20	102	2
Louisville	11	19	0
Kent State	22	146	2
Baylor	9	52	0
Oklahoma	21	63	0
Iowa State	11	43	1
Colorado	22	115	1
Kansas State	31	217	2
Oklahoma State	14	54	0
Nebraska	26	86	0
Missouri	29	215	3
<b>TOTALS</b>	<b>216</b>	<b>1,109</b>	<b>11</b>



**JON CORNISH, SR.**  
**1,457 YARDS**

2006

	ATT.	YARDS	TDS
Northwestern State	13	140	1
Louisiana Monroe	23	103	0
Toledo	20	89	0
South Florida	26	105	1
Nebraska	31	145	1
Texas A&M	23	128	1
Oklahoma State	10	55	0
Baylor	24	196	2
Colorado	23	80	0
Iowa State	17	89	0
Kansas State	25	201	2
Missouri	15	126	1
<b>TOTALS</b>	<b>250</b>	<b>1,457</b>	<b>8</b>



**POOKA WILLIAMS, FR.**  
**1,125 YARDS**

2018

	ATT.	YARDS	TDS
Central Michigan	14	125	2
Rutgers	19	163	1
Baylor	14	89	0
Oklahoma State	13	97	1
West Virginia	12	65	0
Texas Tech	16	81	0
TCU	11	33	0
Iowa State	17	58	0
Kansas State	14	59	0
Oklahoma	15	252	2
Texas	16	103	1
<b>TOTALS</b>	<b>161</b>	<b>1,125</b>	<b>7</b>



**LAVERNE SMITH, SO.**  
**1,171 YARDS**

1974

	ATT.	YARDS	TDS
Washington State	17	119	1
Tennessee	18	151	0
Florida State	15	102	0
Texas A&M	20	135	1
Kansas State	17	139	1
Nebraska	10	25	0
Iowa State	13	48	0
Oklahoma State	22	171	1
Colorado	17	172	1
Oklahoma	12	30	0
Missouri	15	79	0
<b>TOTALS</b>	<b>176</b>	<b>1,171</b>	<b>5</b>



**TONY SANDS, SR.**  
**1,454 YARDS**

1991

	ATT.	YARDS	TDS
Toledo	19	174	0
Tulsa	27	157	1
New Mexico State	19	105	0
Virginia	27	137	0
Kansas State	13	29	0
Iowa State	23	106	1
Oklahoma	21	88	0
Oklahoma State	30	102	1
Nebraska	11	56	0
Colorado	25	104	1
Missouri	58	396	4
<b>TOTALS</b>	<b>273</b>	<b>1,454</b>	<b>9</b>



**BRANDON MCANDERSON, SR.**  
**1,126 YARDS**

2007

	ATT.	YARDS	TDS
Central Michigan	16	110	0
Southeastern Louisiana	11	60	2
Toledo	12	52	2
Florida International	13	105	2
Kansas State	12	81	0
Baylor	10	53	1
Colorado	7	44	0
Texas A&M	21	183	2
Nebraska	25	119	4
Oklahoma State	25	132	2
Iowa State	9	70	0
Missouri	14	42	2
Virginia Tech	15	75	0
<b>TOTALS</b>	<b>190</b>	<b>1,126</b>	<b>17</b>



**POOKA WILLIAMS, SO.**  
**1,061 YARDS**

2019

	ATT.	YARDS	TDS
Coastal Carolina	22	99	0
Boston College	22	121	1
West Virginia	15	76	0
TCU	8	12	0
Oklahoma	23	137	0
Texas	25	190	2
Texas Tech	21	69	0
Kansas State	14	61	0
Oklahoma State	12	26	0
Iowa State	19	154	0
Baylor	22	116	0
<b>TOTALS</b>	<b>203</b>	<b>1,061</b>	<b>3</b>



# 100-YARD RUSHING GAMES

YDS.	PLAYER	OPPONENT	DATE	YDS.	PLAYER	OPPONENT	DATE	YDS.	PLAYER	OPPONENT	DATE
107	Ken Coleman, So.	Rice	Dec. 16, 1961	157	Kerwin Bell, So.	Colorado	Nov. 15, 1980	160	Clark Green, Fr.	Oklahoma State	Nov. 16, 2002
114	Gale Sayers, So.	Texas Christian	Sept. 22, 1962	135	Garfield Taylor, So.	Kentucky	Sept. 19, 1981	117	Clark Green, So.	UNLV	Sept. 6, 2003
122	Gale Sayers, So.	Colorado	Oct. 6, 1962	101	Frank Seurer*, So.	Iowa State	Nov. 7, 1981	108	Clark Green, So.	Jacksonville St.	Sept. 20, 2003
105	Roger McFarland, Sr.	Iowa State	Oct. 13, 1962	123	Garfield Taylor, So.	Colorado	Nov. 14, 1981	103	Clark Green, So.	Colorado	Oct. 11, 2003
283	Gale Sayers, So.	Oklahoma State	Oct. 27, 1962	103	Garfield Taylor, So.	Missouri	Nov. 21, 1981	104	John Randle, So.	Toledo	Sept. 11, 2004
156	Gale Sayers, So.	Kansas State	Nov. 3, 1962	112	E.J. Jones, Jr.	Iowa State	Nov. 6, 1982	105	John Randle, So.	Nebraska	Oct. 2, 2004
107	Gale Sayers, So.	Nebraska	Nov. 10, 1962	114	Kerwin Bell, Sr.	Kansas State	Oct. 15, 1983	105	John Randle, So.	Kansas State	Oct. 9, 2004
142	Arman Baughman, So.	California	Nov. 17, 1962	103	Robert Mimbs, So.	Colorado	Nov. 5, 1983	118	Clark Green, Jr.	Missouri	Nov. 20, 2004
122	Gale Sayers, Jr.	Syracuse	Sept. 28, 1963	150	Robert Mimbs, Jr.	Wichita State	Sept. 8, 1984	107	Clark Green, Sr.	Florida Atlantic	Sept. 3, 2005
110	Gale Sayers, Jr.	Oklahoma	Oct. 19, 1963	119	Lynn Williams, Jr.	Kansas State	Oct. 13, 1984	103	Jon Cornish, Jr.	Appalachian St.	Sept. 10, 2005
104	Gale Sayers, Jr.	Oklahoma State	Oct. 26, 1963	120	Lynn Williams, Jr.	Colorado	Nov. 3, 1984	111	Jon Cornish, Jr.	Texas Tech	Oct. 1, 2005
100	Steve Renko, So.	Oklahoma State	Oct. 26, 1963	100	Arnold Snell, Fr.	Kansas State	Oct. 19, 1985	125	Clark Green, Sr.	Missouri	Oct. 29, 2005
144	Gale Sayers, Jr.	Nebraska	Nov. 9, 1963	168	Arnold Snell, So.	Indiana State	Sept. 27, 1986	100	Clark Green, Sr.	Nebraska	Nov. 5, 2005
129	Gale Sayers, Sr.	Wyoming	Oct. 3, 1964	124	Arnold Snell, Jr.	Kansas State	Nov. 7, 1987	101	Jon Cornish, Jr.	Nebraska	Nov. 5, 2005
109	Ron Oelschlagel, Sr.	Iowa State	Oct. 10, 1964	100	Arnold Snell, Jr.	Oklahoma State	Nov. 14, 1987	101	Jon Cornish, Jr.	Houston	Dec. 23, 2005
110	Gale Sayers, Sr.	Kansas State	Oct. 31, 1964	122	Tony Sands, Sr.	Kansas State	Nov. 5, 1988	140	Jon Cornish, Sr.	Northwestern St.	Sept. 2, 2006
112	Daniel Miller, Jr.	Missouri	Nov. 20, 1965	112	Frank Hatchett, So.	Oklahoma State	Nov. 12, 1988	103	Jon Cornish, Sr.	Louisiana Monroe	Sept. 9, 2006
134	Donnie Shanklin, So.	Texas Tech	Sept. 17, 1966	177	Tony Sands, Fr.	Oklahoma State	Nov. 12, 1988	105	Jon Cornish, Sr.	South Florida	Sept. 23, 2006
114	Donnie Shanklin, So.	Kansas State	Oct. 29, 1966	102	Tony Sands, Sr.	Montana State	Sept. 2, 1989	145	Jon Cornish, Sr.	Nebraska	Sept. 30, 2006
122	Bobby Douglass*, Jr.	Kansas State	Nov. 4, 1967	146	Tony Sands, So.	Kent State	Sept. 16, 1989	128	Jon Cornish, Sr.	Texas A&M	Oct. 7, 2006
159	Donnie Shanklin, Sr.	Indiana	Sept. 28, 1968	115	Tony Sands, So.	Colorado	Oct. 21, 1989	196	Jon Cornish, Sr.	Baylor	Oct. 21, 2006
162	John Riggins, So.	Colorado	Nov. 2, 1968	217	Tony Sands, So.	Kansas State	Oct. 28, 1989	201	Jon Cornish, Sr.	Kansas State	Nov. 18, 2006
108	Bobby Douglass*, Sr.	Colorado	Nov. 2, 1968	215	Tony Sands, So.	Missouri	Nov. 18, 1989	126	Jon Cornish, Sr.	Missouri	Nov. 25, 2006
189	John Riggins, So.	Kansas State	Nov. 16, 1968	169	Tony Sands, Jr.	Iowa State	Oct. 6, 1990	110	B. McAnderson, Sr.	Central Michigan	Sept. 1, 2007
111	Ron Jessie, Jr.	Missouri	Nov. 22, 1969	102	Chip Hilleary*, So.	Kansas State	Oct. 27, 1990	106	Jake Sharp, So.	Central Michigan	Sept. 1, 2007
178	John Riggins, Sr.	Oklahoma	Nov. 14, 1970	120	Chaka Johnson, So.	Nebraska	Nov. 10, 1990	127	Jake Sharp, So.	Toledo	Sept. 15, 2007
129	John Riggins, Sr.	Missouri	Nov. 21, 1970	123	Tony Sands, Jr.	Missouri	Nov. 17, 1990	105	B. McAnderson, Sr.	FIU	Sept. 22, 2007
125	John Riggins, Sr.	Washington St.	Sept. 12, 1970	105	Chaka Johnson, So.	Missouri	Nov. 17, 1990	110	Jake Sharp, So.	Baylor	Oct. 13, 2007
162	John Riggins, Sr.	Syracuse	Sept. 26, 1970	174	Tony Sands, Sr.	Toledo	Sept. 7, 1991	183	B. McAnderson, Sr.	Texas A&M	Oct. 27, 2007
107	John Riggins, Sr.	New Mexico	Oct. 3, 1970	157	Tony Sands, Sr.	Tulsa	Sept. 14, 1991	119	B. McAnderson, Sr.	Nebraska	Nov. 3, 2007
113	Jerome Nelloms, Jr.	Washington St.	Sept. 11, 1971	105	Tony Sands, Sr.	New Mexico St.	Sept. 21, 1991	132	B. McAnderson, Sr.	Oklahoma State	Nov. 10, 2007
101	Delvin Williams, So.	Florida State	Sept. 25, 1971	106	Tony Sands, Sr.	Iowa State	Oct. 19, 1991	118	Jake Sharp, Jr.	Colorado	Oct. 11, 2008
102	Delvin Williams, So.	Kansas State	Oct. 9, 1971	137	Tony Sands, Sr.	Virginia	Oct. 5, 1991	103	Jake Sharp, Jr.	Oklahoma	Oct. 18, 2008
133	Jerome Nelloms, Jr.	Oklahoma State	Oct. 30, 1971	102	Tony Sands, Sr.	Oklahoma State	Nov. 2, 1991	181	Jake Sharp, Jr.	Kansas State	Nov. 1, 2008
112	Delvin Williams, Jr.	Wyoming	Sept. 23, 1972	104	Tony Sands, Sr.	Colorado	Nov. 16, 1991	123	Jake Sharp, Sr.	No. Colorado	Sept. 5, 2009
114	Robert Miller, Jr.	Iowa State	Oct. 28, 1972	396	Tony Sands, Sr.	Missouri	Nov. 23, 1991	104	Jake Sharp, Sr.	UTEP	Sept. 12, 2009
112	Jerome Nelloms, Sr.	Oklahoma State	Nov. 4, 1972	113	Chip Hilleary*, So.	California	Sept. 24, 1992	109	Toben Oporum, Fr.	So. Mississippi	Sept. 26, 2009
105	Delvin Williams, Sr.	Minnesota	Sept. 29, 1973	127	Maurice Douglas, Sr.	Kansas State	Oct. 10, 1992	101	James Sims, Fr.	Georgia Tech	Sept. 11, 2010
117	Delvin Williams, Sr.	Kansas State	Oct. 13, 1973	115	Maurice Douglas, Sr.	Oklahoma	Oct. 24, 1992	115	James Sims, Fr.	New Mexico St.	Sept. 25, 2010
104	Robert Miller, Jr.	NC State	Dec. 17, 1973	101	Monte Cozzens, Sr.	Oklahoma	Oct. 24, 1992	123	James Sims, Fr.	Colorado	Nov. 6, 2010
119	Laverne Smith, So.	Washington St.	Sept. 14, 1974	103	Monte Cozzens, Sr.	Oklahoma State	Nov. 2, 1992	104	James Sims, So.	McNeese State	Sept. 3, 2011
180	Robert Miller, Sr.	Washington St.	Sept. 14, 1974	180	Maurice Douglas, Sr.	Colorado	Nov. 16, 1992	117	James Sims, So.	Northern Illinois	Sept. 10, 2011
151	Laverne Smith, So.	Tennessee	Sept. 21, 1974	103	Maurice Douglas, Sr.	Missouri	Nov. 23, 1992	101	Brandon Bourbon, Fr.	Texas Tech	Oct. 1, 2011
102	Laverne Smith, So.	Florida State	Sept. 28, 1974	115	L.T. Levine, So.	Kansas State	Oct. 9, 1993	109	Darrian Miller, Fr.	Baylor	Nov. 12, 2011
104	Robert Miller, Sr.	Florida State	Sept. 28, 1974	237	June Henley, Fr.	Iowa State	Oct. 16, 1993	121	Taylor Cox, So.	South Dakota St.	Sept. 1, 2012
135	Laverne Smith, So.	Texas A&M	Oct. 5, 1974	178	June Henley, Fr.	Oklahoma	Oct. 23, 1993	124	Tony Pierson, So.	South Dakota St.	Sept. 1, 2012
142	Robert Miller, Sr.	Texas A&M	Oct. 5, 1974	148	June Henley, Fr.	Nebraska	Nov. 6, 1993	120	Tony Pierson, So.	Rice	Sept. 8, 2012
139	Laverne Smith, So.	Kansas State	Oct. 12, 1974	118	June Henley, Fr.	Missouri	Nov. 20, 1993	115	James Sims, Jr.	Kansas State	Oct. 6, 2012
171	Laverne Smith, So.	Oklahoma State	Nov. 2, 1974	119	Mark Sanders, Fr.	Missouri	Nov. 20, 1993	138	James Sims, Jr.	Oklahoma State	Oct. 13, 2012
182	Laverne Smith, So.	Colorado	Nov. 9, 1974	117	June Henley, So.	Houston	Sept. 1, 1994	102	James Sims, Jr.	Oklahoma	Oct. 20, 2012
294	Nolan Cromwell*, Jr.	Oregon State	Sept. 27, 1975	118	June Henley, So.	Texas Christian	Sept. 17, 1994	176	James Sims, Jr.	Texas	Oct. 27, 2012
187	Nolan Cromwell*, Jr.	Wisconsin	Oct. 4, 1975	135	Mark Sanders, So.	Iowa State	Oct. 15, 1994	126	James Sims, Jr.	Baylor	Nov. 3, 2012
134	Nolan Cromwell*, Jr.	Iowa State	Oct. 18, 1975	161	L.T. Levine, Jr.	Oklahoma State	Oct. 29, 1994	127	James Sims, Jr.	Texas Tech	Nov. 10, 2012
169	Laverne Smith, Jr.	Iowa State	Oct. 18, 1975	221	L.T. Levine, Jr.	Missouri	Nov. 19, 1994	202	Tony Pierson, So.	Texas Tech	Nov. 10, 2012
107	Nolan Cromwell*, Jr.	Kansas State	Nov. 1, 1975	124	L.T. Levine, Sr.	Texas Christian	Sept. 14, 1995	109	James Sims, Sr.	Rice	Sept. 14, 2013
130	Nolan Cromwell*, Jr.	Colorado	Nov. 15, 1975	160	June Henley, Jr.	Texas Christian	Sept. 14, 1995	129	James Sims, Sr.	Oklahoma	Oct. 19, 2013
113	Dennis Wright, Jr.	Missouri	Nov. 22, 1975	105	L.T. Levine, Sr.	Houston	Sept. 23, 1995	211	James Sims, Sr.	West Virginia	Nov. 16, 2013
120	Norris Banks, So.	Missouri	Nov. 22, 1975	137	June Henley, Jr.	Colorado	Oct. 7, 1995	114	James Sims, Sr.	Iowa State	Nov. 13, 2013
236	Laverne Smith, Jr.	Missouri	Nov. 22, 1975	116	L.T. Levine, Sr.	Iowa State	Oct. 14, 1995	121	De'Andre Mann, Jr.	SEMO	Sept. 6, 2014
113	Nolan Cromwell*, Sr.	Oregon State	Sept. 4, 1976	101	L.T. Levine, Sr.	Oklahoma	Oct. 21, 1995	103	Corey Avery, Fr.	Iowa State	Nov. 8, 2014
142	Laverne Smith, Sr.	Washington St.	Sept. 11, 1976	100	L.T. Levine, Sr.	Missouri	Nov. 4, 1995	101	Tony Pierson, Sr.	Iowa State	Nov. 8, 2014
115	Laverne Smith, Sr.	Wisconsin	Oct. 2, 1976	187	June Henley, Sr.	Bail State	Aug. 29, 1996	157	Ke'aun Kinner, Jr.	S. Dakota St.	Sept. 5, 2015
123	Nolan Cromwell*, Sr.	Wisconsin	Oct. 2, 1976	201	June Henley, Sr.	Texas Christian	Sept. 14, 1996	113	Ke'aun Kinner, Jr.	Memphis	Sept. 12, 2015
131	Laverne Smith, Sr.	Colorado	Nov. 13, 1976	216	June Henley, Sr.	Utah	Sept. 28, 1996	107	De'Andre Mann, Jr.	Texas Tech	Oct. 17, 2015
111	Mark Vicendese, So.	Missouri	Nov. 20, 1976	226	June Henley, Sr.	Iowa State	Nov. 2, 1996	145	Ke'aun Kinner, Sr.	Oklahoma State	Oct. 22, 2016
150	Laverne Smith, Sr.	Missouri	Nov. 20, 1976	209	June Henley, Sr.	Texas	Nov. 16, 1996	152	Ke'aun Kinner, Sr.	Iowa State	Nov. 12, 2016
128	Billy Campfield, Sr.	Oklahoma State	Oct. 22, 1977	137	Eric Vann, Sr.	Missouri	Sept. 13, 1997	137	Khalil Herbert, So.	Ohio	Sept. 16, 2017
101	Max Ediger, Jr.	Kansas State	Nov. 5, 1977	137	Eric Vann, Sr.	Oklahoma	Oct. 4, 1997	291	Khalil Herbert, So.	West Virginia	Sept. 23, 2017
100	Harry Sydney, Jr.	Oklahoma	Oct. 14, 1978	126	Eric Vann, Sr.	Iowa State	Nov. 1, 1997	125	Pooka Williams Jr.,	Central Michigan	Sept. 8, 2018
101	Harry Sydney, Jr.	North Texas	Sept. 29, 1979	268	David Winbush, So.	Colorado	Oct. 24, 1998	163	Pooka Williams Jr.,	Rutgers	Sept. 15, 2018
124	Walter Mack, So.	North Texas	Sept. 29, 1979	131	David Winbush, So.	North Texas	Nov. 7, 1998	252	Pooka Williams Jr.,	Oklahoma	Nov. 17, 2018
121	Harry Sydney, Jr.	Iowa State	Oct. 20, 1979	134	David Winbush, Jr.	CS Northridge	Sept. 11, 1999	103	Pooka Williams Jr.,	Texas	Nov. 23, 2018
110	Harry Sydney, Jr.	Kansas State	Nov. 3, 1979	101	Mitch Bowles, Sr.	Kansas State	Oct. 9, 1999	121	Pooka Williams Jr.,	Boston College	Sept. 13, 2019
165	Mike Higgins, Sr.	Kansas State	Nov. 3, 1979	106	Moran Norris, Jr.	Missouri	Oct. 23, 1999	187	Khalil Herbert	Boston College	Sept. 13, 2019
103	Kerwin Bell, So.	Louisville	Sept. 27, 1980	111	David Winbush, Jr.	Baylor	Nov. 6, 1999	137	Pooka Williams Jr.,	Oklahoma	Oct. 5, 2019
143	Kerwin Bell, So.	Syracuse	Oct. 4, 1980	118	Moran Norris, Jr.	Oklahoma State	Nov. 13, 1999	190	Pooka Williams Jr.,	Texas	Oct. 19, 2019
156	Kerwin Bell, So.	Iowa State	Oct. 18, 1980	120	David Winbush, Sr.	Texas Tech	Oct. 28, 2000	154	Pooka Williams Jr.,	Iowa State	Nov. 23, 2019
149	Kerwin Bell, So.	Oklahoma State	Oct. 25, 1980	227	Reggie Duncan, So.	Texas Tech	Oct. 6, 2001	116	Pooka Williams Jr.,	Baylor	Nov. 30, 2019
216	Kerwin Bell, So.	Kansas State	Nov. 1, 1980	168	Reggie Duncan, So.	Wyoming	Nov. 24, 2001				
100	Garfield Taylor, Fr.	Oklahoma	Nov. 8, 1980	131	Clark Green, Fr.	SMS	Sept. 14, 2002				
139	Walter Mack, Jr.	Colorado	Nov. 15, 1980	177	Bill Whittemore*, Jr.	Tulsa	Sept. 28, 2002				
				121	Bill Whittemore*, Jr.	Colorado	Oct. 12, 2002				

\* - Indicates quarterback


# CAREER PASSING LEADERS



## 1 TODD REESING 11,194 YARDS

2006-09

YEAR	G	ATT	CMP	PCT	YARDS	TDS	INT	LONG
2006	3	24	14	58.3	204	3	3	42 Colorado
2007	13	446	276	61.9	3,486	33	7	82 Oklahoma St.
2008	13	495	329	66.5	3,888	32	13	69 Oklahoma
2009	12	496	313	63.1	3,616	22	10	74 Missouri
<b>TOTALS</b>	<b>41</b>	<b>1,461</b>	<b>932</b>	<b>63.3</b>	<b>11,194</b>	<b>90</b>	<b>33</b>	<b>82 OKLAHOMA ST.</b>



## 6 MIKE NORSETH 4,677 YARDS

1984-85

YEAR	G	ATT	CMP	PCT	YARDS	TDS	INT	LONG
1984	11	239	136	56.9	1,682	9	6	87 Missouri
1985	12	408	227	55.6	2,995	15	11	65 Vanderbilt
<b>TOTALS</b>	<b>23</b>	<b>647</b>	<b>363</b>	<b>56.1</b>	<b>4,677</b>	<b>24</b>	<b>17</b>	<b>87 MISSOURI</b>



## 2 FRANK SEURER 6,410 YARDS

1980-83

YEAR	G	ATT	CMP	PCT	YARDS	TDS	INT	LONG
1980	10	146	64	43.8	797	5	11	72 Colorado
1981	11	176	89	50.5	1,199	4	11	62 Colorado
1982	10	259	127	49.0	1,625	7	15	80 Oklahoma St.
1983	11	353	187	53.0	2,789	14	19	74 USC
<b>TOTALS</b>	<b>42</b>	<b>934</b>	<b>467</b>	<b>50.0</b>	<b>6,410</b>	<b>30</b>	<b>56</b>	<b>80 OKLAHOMA ST.</b>



## 7 CHIP HILLEARY 4,598 YARDS

1989-92

YEAR	G	ATT	CMP	PCT	YARDS	TDS	INT	LONG
1989	5	9	2	22.0	18	0	0	16 Oklahoma
1990	11	224	129	57.6	1,730	7	11	72 Oklahoma St.
1991	11	188	98	52.1	1,267	6	5	50 Nebraska
1992	11	215	106	49.3	1,583	12	11	66 Colorado
<b>TOTALS</b>	<b>38</b>	<b>636</b>	<b>335</b>	<b>52.7</b>	<b>4,598</b>	<b>25</b>	<b>27</b>	<b>72 OKLAHOMA ST.</b>



## 3 KELLY DONOHOE 5,382 YARDS

1986-89


YEAR	G	ATT	CMP	PCT	YARDS	TDS	INT	LONG
1986	3	87	48	55.2	432	0	7	29 Missouri
1987	9	144	72	50.2	981	3	12	98 Colorado
1988	11	258	131	50.8	1,844	9	13	89 Nebraska
1989	11	256	141	55.1	2,125	12	13	80 Nebraska
<b>TOTALS</b>	<b>34</b>	<b>745</b>	<b>392</b>	<b>52.6</b>	<b>5,382</b>	<b>24</b>	<b>45</b>	<b>98 COLORADO</b>



## 8 BILL WHITTEMORE 4,051 YARDS

2002-03

YEAR	G	ATT	CMP	PCT	YARDS	TDS	INT	LONG
2002	9	305	151	49.5	1,666	11	6	39 UNLV
2003	10	263	159	60.5	2,385	18	6	74 Northwestern
<b>TOTALS</b>	<b>19</b>	<b>568</b>	<b>310</b>	<b>54.5</b>	<b>4,051</b>	<b>29</b>	<b>12</b>	<b>74 NORTHWESTERN</b>



## 4 DAVID JAYNES 5,132 YARDS

1971-73

YEAR	G	ATT	CMP	PCT	YARDS	TDS	INT	LONG
1971	6	137	64	46.7	748	7	8	50 Kansas State
1972	11	287	153	53.3	2,253	15	21	61 Colorado
1973	11	330	172	52.1	2,131	13	9	57 Oklahoma
<b>TOTALS</b>	<b>28</b>	<b>754</b>	<b>389</b>	<b>51.6</b>	<b>5,132</b>	<b>35</b>	<b>38</b>	<b>61 COLORADO</b>



## 9 DYLEN SMITH 6,410 YARDS

1999-2000

YEAR	G	ATT	CMP	PCT	YARDS	TDS	INT	LONG
1999	12	263	135	51.3	1,599	12	7	77 Nebraska
2000	11	306	140	45.8	1,963	10	11	77 Oklahoma
<b>TOTALS</b>	<b>23</b>	<b>569</b>	<b>275</b>	<b>48.3</b>	<b>3,562</b>	<b>22</b>	<b>18</b>	<b>77 NEB./OKLA.</b>



## 5 CARTER STANLEY 5,035 YARDS

2016-19

YEAR	G	ATT	CMP	PCT	YARDS	TDS	INT	LONG
2016	9	156	93	59.6	959	6	6	95 Kansas State
2017	8	185	101	54.6	1,108	4	7	60 Kansas State
2018	4	47	34	72.3	304	3	1	31 Oklahoma State
2019	12	371	226	60.9	2,664	24	11	75 West Virginia
<b>TOTALS</b>	<b>33</b>	<b>759</b>	<b>454</b>	<b>59.8</b>	<b>5,035</b>	<b>37</b>	<b>25</b>	<b>95 KANSAS STATE</b>



## 10 JORDAN WEBB 3,079 YARDS

2010-11

YEAR	G	ATT	CMP	PCT	YARDS	TDS	INT	LONG
2010	9	121	214	56.5	1,195	7	8	43 New Mexico State
2011	12	179	281	36.7	1,884	13	12	68 Oklahoma State
<b>TOTALS</b>	<b>21</b>	<b>300</b>	<b>495</b>	<b>60.6</b>	<b>3,079</b>	<b>20</b>	<b>20</b>	<b>68 OKLAHOMA STATE</b>

# PASSING RECORDS

## CAREER RECORDS

Total Yards	Yards	Years
1. Todd Reesing	11,194	2006-09
2. Frank Seurer	6,410	1980-83
3. Kelly Donohoe	5,382	1986-89
4. David Jaynes	5,132	1971-73
5. Carter Stanley	5,035	2016-19
6. Mike Norseth	4,677	1984-85
7. Chip Hilleary	4,598	1989-92
8. Bill Whittemore	4,051	2002-03
9. Dylon Smith	3,562	1999-2000
10. Jordan Webb	3,079	2010-11
11. Adam Barmann	3,020	2003-06
12. Bobby Douglass	2,817	1966-68
13. Montell Cozart	2,755	2013-16
14. Zac Wegner	2,640	1995-99
15. Ryan Willis	2,530	2015-16
16. Asheiki Preston	2,401	1991-94
17. Mike Orth	2,369	1983-84, 86-87
18. Ray Evans	2,368	1941-42, 46-47

Completions	No.	Years
1. Todd Reesing	932	2006-09
2. Frank Seurer	467	1980-83
3. Carter Stanley	354	2016-19
4. Kelly Donohoe	392	1986-89
5. David Jaynes	389	1971-73
6. Mike Norseth	363	1984-85
7. Chip Hilleary	335	1989-92
8. Peyton Bender	331	2017-18
9. Bill Whittemore	310	2002-03
10. Jordan Webb	300	2010-11

Attempts	No.	Years
1. Todd Reesing	1,461	2006-09
2. Frank Seurer	934	1980-83
3. Carter Stanley	759	2016-19
4. David Jaynes	754	1971-73
5. Kelly Donohoe	745	1986-89
6. Mike Norseth	647	1984-85
7. Chip Hilleary	636	1989-92
8. Peyton Bender	594	2017-18
9. Dylon Smith	569	1999-2000
10. Bill Whittemore	568	2002-03

Touchdown Passes	No.	Years
1. Todd Reesing	90	2006-09
2. Carter Stanley	37	2016-19
3. David Jaynes	35	1971-73
4. Frank Seurer	30	1980-83
5. Bill Whittemore	29	2002-03
6. Chip Hilleary	25	1989-92
7. Kelly Donohoe	24	1986-89
8. Mike Norseth	24	1984-85
9. Peyton Bender	23	2017-18
10. Dylon Smith	22	1999-2000

Percentage (min. 300 att.)	Pct.	Years
1. Todd Reesing	63.3 (932-of-1,461)	2006-09
2. Mark Williams	62.5 (195-of-312)	1994-95
3. Jordan Webb	60.6 (300-of-495)	2010-11
4. Carter Stanley	59.8 (454-of-759)	2016-2019
5. Asheiki Preston	58.1 (185-of-318)	1990-94
6. Adam Barmann	56.2 (296-of-527)	2003-06
7. Mike Norseth	56.1 (363-of-647)	1984-85
8. Ryan Willis	54.6 (236-of-432)	2015-16
9. Bill Whittemore	54.5 (310-of-568)	2002-03
10. Montell Cozart	54.4 (265-of-487)	2013-16

### Yards Per Game

1. 273.0 - Todd Reesing (41 games), 2006-09
2. 213.2 - Bill Whittemore (19 games), 2002-03
3. 203.3 - Mike Norseth (23 games), 1984-85

400-Yard Passing Games	No.	Years
1. Todd Reesing	4	2006-09
2. Carter Stanley	2	2016-19

(Most recent: Carter Stanley vs. Texas Tech, 2019)

300-Yard Passing Games	No.	Years
1. Todd Reesing	18	2006-09
2. Mike Norseth	4	1984-85
Frank Seurer	4	1980-83
Carter Stanley	4	2016-19
5. Peyton Bender	3	2017-18
David Jaynes	3	1971-73

200-Yard Passing Games	No.	Years
1. Todd Reesing	32	2006-08
2. Carter Stanley	13	2016-19
Bill Whittemore	13	2002-03
4. Mike Norseth	12	1984-85
Frank Seurer	12	1980-83
6. Kelly Donohoe	10	1986-89
David Jaynes	10	1971-73
8. Adam Barmann	8	2003-06

### Most Career Yards vs. One Opponent

1,285 - Todd Reesing (4 games) vs. Missouri, 2006-09

### Consecutive Games Completing a Pass

42 - Frank Seurer (10 games in 1980, 11 games in 1981, 10 games in 1982 and 11 games in 1983)

### Most Consecutive Games With a TD Pass

24 - Todd Reesing (last five games of 2007, all 13 games in 2008 and first six games in 2009)

## SEASON RECORDS

Total Yards	Yards	Year
1. Todd Reesing, Jr.	3,888	2008
2. Todd Reesing, Sr.	3,616	2009
3. Todd Reesing, So.	3,486	2007
4. Carter Stanley, Sr.	2,664	2019
5. Mike Norseth, Sr.	2,995	1985
6. Frank Seurer, Sr.	2,789	1983
7. Bill Whittemore, Sr.	2,385	2003
8. David Jaynes, Jr.	2,253	1972
9. David Jaynes, Sr.	2,131	1973
10. Kelly Donohoe, Sr.	2,125	1989
11. Dylon Smith, Sr.	1,963	2000
12. Mark Williams, Sr.	1,957	1995
13. Peyton Bender, Sr.	1,894	2018
14. Jordan Webb, So.	1,884	2011
15. Kelly Donohoe, Jr.	1,844	1988
16. Chip Hilleary, So.	1,730	1990
17. Ryan Willis, Fr.	1,719	2015
18. Michael Cummings, Jr.	1,715	2014
19. Mike Norseth, Jr.	1,682	1984
20. Bill Whittemore, Jr.	1,666	2002

Completions	No.	Year
1. Todd Reesing, Jr.	329	2008
2. Todd Reesing, Sr.	313	2009
3. Todd Reesing, So.	276	2007
4. Mike Norseth, Sr.	227	1985
5. Carter Stanley, Sr.	226	2019
6. Frank Seurer, Sr.	187	1983
7. Peyton Bender, Sr.	183	2018
8. Jordan Webb, So.	179	2011
9. Mark Williams, Sr.	174	1995
10. David Jaynes, Sr.	172	1973

Attempts	No.	Year
1. Todd Reesing, Sr.	496	2009
2. Todd Reesing, Jr.	495	2008
3. Todd Reesing, So.	446	2007
4. Mike Norseth, Sr.	408	1985
5. Carter Stanley, Sr.	371	2019
6. Frank Seurer, Sr.	353	1983
7. David Jaynes, Sr.	330	1973
8. Peyton Bender, Sr.	321	2018
9. Ryan Willis, Fr.	315	2015
10. Dylon Smith, Sr.	306	2000

Touchdown Passes	No.	Year
1. Todd Reesing, So.	33	2007
2. Todd Reesing, Jr.	32	2008
3. Carter Stanley, Sr.	24	2019
4. Todd Reesing, Sr.	22	2009
5. Bill Whittemore, Sr.	18	2003
6. Mike Norseth, Sr.	15	1985
David Jaynes, Jr.	15	1972
8. Mark Williams, Sr.	14	1995
Frank Seurer, Sr.	14	1983
Dick Gilman, Jr.	14	1948

Percentage (min. 100 att.)	Pct.	Year
1. Todd Reesing, Jr.	66.5 (329-of-495)	2008
2. Jordan Webb, So.	63.7 (179-of-281)	2011
3. Todd Reesing, Sr.	63.1 (313-of-496)	2009
4. Montell Cozart, Jr.	62.9 (66-of-105)	2015
5. Todd Reesing, So.	61.9 (276-of-446)	2007
6. Mark Williams, Sr.	61.7 (174-of-282)	1995
7. Ryan Willis, So.	61.5 (72-of-117)	2016
8. Asheiki Preston, Jr.	61.0 (97-of-159)	1993
9. Carter Stanley, Sr.	60.9 (226-of-371)	2019
10. Bill Whittemore, Sr.	60.5 (159-of-263)	2003
11. Carter Stanley, RFr.	59.6 (93-of-156)	2016
12. Montell Cozart, R Jr.	58.6 (112-of-191)	2016
13. Chip Hilleary, So.	57.6 (129-of-224)	1990
14. Peyton Bender, Sr.	57.0 (183-of-321)	2018
15. Mike Norseth, Jr.	56.9 (136-of-239)	1984

Yards Per Game	Yards	Year
1. Todd Reesing, Sr.	301.3	2009
2. Todd Reesing, Jr.	299.1	2008
3. Todd Reesing, So.	268.2	2007
4. Frank Seurer, Sr.	253.5	1983
5. Mike Norseth, Sr.	249.6	1985

400-Yard Games	No.	Year
1. Todd Reesing, Sr.	3	2009
2. Seven Players With One		

(Most recent: Carter Stanley vs. Texas Tech, 2019)

300-Yard Games	No.	Year
1. Todd Reesing, Jr.	8	2008
2. Todd Reesing, Sr.	5	2009
Todd Reesing, So.	5	2007
4. Mike Norseth, Sr.	4	1985
Frank Seurer, Sr.	4	1983

200-Yard Games	No.	Year
1. Todd Reesing, Sr.	11	2009
Todd Reesing, Jr.	11	2008
3. Todd Reesing, So.	10	2007
4. Carter Stanley, Sr.	8	2019
Bill Whittemore, Sr.	8	2003
Mike Norseth, Sr.	8	1985

### Consecutive 200-Yard Passing Games

12 - Todd Reesing (last 5 of 2007, first 7 of 2008)

11 - Todd Reesing (last 4 of 2008, first 7 of 2009)

9 - Mike Norseth (last 4 of 1984, first 5 of 1985)

Consec. Games w/TD Pass	No.	Year
1. Todd Reesing, Jr.	13	2008
2. Todd Reesing, So.	7	2007
3. Ryan Willis, Fr.	6	2015
Todd Reesing, Sr.	6	2009
Kerry Meier, Fr.	6	2006
Bill Whittemore, Jr.	6	2002
Bobby Douglass, Sr.	6	1968





**CARTER STANLEY** - Became the fifth Jayhawk in school history to throw for over 5,000 yards in a career in 2019, while also throwing the most touchdown passes (24) and passing yards (2,664) since Todd Reesing (2007-09).

## GAME RECORDS

Total Yards	Yards	Opponent, Date
1. Todd Reesing, Sr.	498	vs. Missouri, 11-28-09
2. Mike Norseth, Sr.	480	vs. Vanderbilt, 9-14-85
3. Todd Reesing, Sr.	442	vs. Iowa State, 10-10-09
4. Bill Whittemore, Sr.	422	vs. Colorado, 10-11-03
5. Carter Stanley, So.	418	vs. Kansas State, 10-28-17
6. Carter Stanley, Sr.	415	vs. Texas Tech, 10-26-20
7. Todd Reesing, Jr.	412	vs. Louisiana Tech, 9-6-08
8. Kelly Donohoe, Sr.	411	vs. Iowa State, 10-7-89
9. Adam Barmann, Sr.	405	vs. Nebraska, 9-30-06
10. Todd Reesing, Jr.	401	vs. Colorado 10-17-09
David Jaynes, Jr.	401	vs. Washington St. 9-9-72
12. Frank Seurer, Sr.	394	vs. Colorado, 11-5-83
David Jaynes, Sr.	394	vs. Tennessee, 10-6-73
14. Frank Seurer, Sr.	385	vs. USC, 9-24-83
15. Todd Reesing, Jr.	381	vs. South Florida, 9-12-08
16. Todd Reesing, Jr.	375	vs. Missouri, 11-29-08
17. Todd Reesing, So.	368	vs. FIU, 9-22-07
18. Peyton Bender, Jr.	364	vs. SEMO, 9-2-17
19. Todd Reesing, So.	354	vs. Nebraska, 11-3-07
Frank Seurer, Sr.	354	vs. Missouri, 11-19-83
21. Todd Reesing, So.	349	vs. Missouri, 11-24-07
22. Ryan Willis, So.	348	vs. TCU, 10-8-16
23. Peyton Bender, Jr.	343	vs. Ohio, 9-16-17
24. Todd Reesing, Sr.	338	vs. Duke, 9-19-09
25. Michael Cummings, Jr.	332	vs. TCU, 11-15-14

Completions	No.	Opponent, Date
1. Todd Reesing, Sr.	37	vs. Missouri, 11-28-09
Todd Reesing, Sr.	37	vs. Iowa State, 10-10-09
Todd Reesing, Jr.	37	vs. Missouri, 11-29-08
Todd Reesing, Jr.	37	vs. FIU, 8-30-08
5. Ryan Willis, Fr.	35	vs. Texas Tech, 10-17-15
David Jaynes, Sr.	35	vs. Tennessee, 10-6-73
7. Todd Reesing, Jr.	34	vs. South Florida, 9-12-08
8. Peyton Bender, Jr.	32	vs. Central Michigan, 9-9-17
Todd Reesing, Jr.	32	vs. Louisiana Tech, 9-6-08
10. Ryan Willis, So.	31	vs. TCU, 10-8-16
11. Todd Reesing, So.	30	vs. Nebraska, 11-3-07
Adam Barmann, So.	30	vs. Northwestern, 9-18-04
13. Mike Orth, Sr.	29	vs. North Carolina, 9-13-86
14. Todd Reesing, So.	28	vs. Missouri, 11-24-07
Mike Norseth, Sr.	28	vs. Florida State, 9-28-85

Percentage (Min. 10 Comp.)	Pct. (C-A)	Opponent, Date
1. Dylon Smith, Jr.	86.7 (13-15)	vs. CS-Northridge, 9-11-99
2. Asheiki Preston, Jr.	85.7 (12-14)	vs. Colorado St., 10-2-93
Steve Smith, Jr.	85.7 (12-14)	vs. Syracuse, 10-4-80
Brian Bethke, Sr.	85.7 (12-14)	vs. Kansas State, 11-3-79
5. Todd Reesing, Jr.	84.2 (32-38)	vs. Louisiana Tech, 9-6-08
6. Asheiki Preston, Sr.	82.4 (14-17)	vs. Houston, 9-1-94
7. Todd Reesing, So.	80.7 (21-26)	vs. Iowa State, 11-17-07
8. Bill Whittemore, Sr.	80.0 (12-15)	vs. Wyoming, 9-13-03
Kelly Donohoe, Sr.	80.0 (12-15)	vs. Kent State, 9-16-89
10. Todd Reesing, Jr.	79.4 (27-34)	vs. Colorado, 10-11-08

Consecutive Comp.	No.	Opponent, Date
1. Todd Reesing, Jr.	14	vs. Minnesota, 12-31-08
2. Mark Williams, Sr.	12	vs. Iowa State, 10-14-95
Mike Norseth, Sr.	12	vs. Florida State, 9-28-85

Attempts	No.	Opponent, Date
1. Peyton Bender, Jr.	62	vs. SEMO, 9-2-17
2. David Jaynes, Sr.	58	vs. Tennessee, 10-6-73
3. Todd Reesing, Sr.	55	vs. Missouri, 11-28-09
4. Adam Barmann, Sr.	54	vs. Nebraska, 9-30-06
5. Todd Reesing, Jr.	52	vs. FIU, 8-30-08
Frank Seurer, Sr.	52	vs. Colorado, 11-5-83
7. Todd Reesing, Sr.	51	vs. Colorado, 10-17-09
Todd Reesing, Jr.	51	vs. Missouri, 11-29-08
Todd Reesing, Jr.	51	vs. South Florida, 9-12-08
10. Ryan Willis, Fr.	50	vs. Texas Tech, 10-17-15
Jason Swanson, Sr.	50	vs. Colorado, 10-22-05
Mike Orth, Sr.	50	vs. North Carolina, 9-13-86
13. Todd Reesing, Sr.	49	vs. Iowa State, 10-10-09
Todd Reesing, So.	49	vs. Missouri, 11-24-07
Adam Barmann, So.	49	vs. Nebraska, 10-2-04
16. Carter Stanley, So.	48	vs. Kansas State, 10-28-17
Adam Barmann, So.	48	vs. Northwestern, 9-18-04
Kelly Donohoe, Sr.	48	vs. Iowa State, 10-7-89
19. Carter Stanley, Sr.	47	vs. Texas, 10-19-20
Peyton Bender, Jr.	47	vs. Ohio, 9-16-17

Touchdown Passes	No.	Opponent, Date
1. Todd Reesing, So.	6	vs. Nebraska, 11-3-07
2. Ralph Miller, So.	5	vs. Washburn, 10-8-38
3. Carter Stanley, Sr.	4	vs. Texas, 10-19-20
Peyton Bender, Jr.	4	vs. SEMO, 9-2-17
Todd Reesing, Sr.	4	vs. Missouri, 11-28-09
Todd Reesing, Sr.	4	vs. Iowa State, 10-10-09
Todd Reesing, Jr.	4	vs. Minnesota, 12-31-08
Todd Reesing, Jr.	4	vs. Missouri, 11-29-08
Todd Reesing, So.	4	vs. Iowa State, 11-17-07
Todd Reesing, So.	4	vs. Toledo, 9-15-07
Todd Reesing, So.	4	vs. Central Michigan, 9-1-07
Jason Swanson, Sr.	4	vs. Houston, 12-23-05
Adam Barmann, So.	4	vs. Toledo, 9-11-04
Adam Barmann, Fr.	4	vs. Texas A&M, 11-1-03
Bill Whittemore, Sr.	4	vs. Wyoming, 9-13-03
Matt Johnner, Jr.	4	vs. Utah, 9-28-96
Chip Hilleary, Sr.	4	vs. Iowa State, 10-17-92
Kelly Donohoe, Sr.	4	vs. Louisville, 9-9-89
Mike Orth, Sr.	4	vs. Southern Illinois, 10-4-86
Mike Norseth, Sr.	4	vs. Eastern Illinois, 10-5-85

## YEARLY LEADERS

Year	Player	C	A	Pct.	Int.	TD	Yds.
1937	Lyman Diven, Jr.	21	60	.350	3	--	207
1938	Ralph Miller, So.	25	53	.472	2	--	407
1939	Ralph Miller, Jr.	23	37	.622	4	--	261
1940	Ed Hall, Jr.	22	52	.420	8	--	251
1941	Ralph Miller, Sr.	54	100	.540	12	3	657
1942	Ray Evans, So.	101	200	.505	9	7	1,117
1943	Bob George	18	37	.486	3	--	288
1944	Charlie Moffatt, So.	24	58	.413	4	--	222
1945	George Gear, Fr.	21	58	.362	4	--	223
1946	Ray Evans, Jr.	17	39	.435	4	5	379
1947	Ray Evans, Sr.	30	60	.500	0	4	598
1948	Dick Gilman, Jr.	44	129	.341	14	14	945
1949	Dick Gilman, Sr.	49	118	.415	16	4	885
1950	Chet Strehlow, So.	32	88	.363	12	8	651
1951	Jerry Robertson, Jr.	54	113	.478	8	10	925
1952	Jerry Robertson, Sr.	55	101	.545	11	6	868
1953	John McFarland, So.	28	79	.354	7	1	343
1954	Bev Buller, Jr.	18	51	.353	9	3	303
1955	Wally Strauch, So.	28	76	.368	11	3	498
1956	Wally Strauch, Jr.	32	80	.400	10	5	596
1957	Wally Strauch, Sr.	26	43	.604	3	3	320
1958	Larry McKnown, Sr.	10	23	.435	1	2	219
1959	Lee Flachsbarth, So.	14	27	.518	3	2	345
1960	John Hadl, Jr.	43	87	.494	5	3	566
1961	John Hadl, Sr.	44	93	.473	6	7	665
1962	Roger McFarland, Sr.	28	86	.325	4	--	366
1963	Steve Renko, So.	31	86	.360	8	3	505
1964	Bobby Skahan, So.	41	78	.525	1	2	550
1965	Bill Fenton, Jr.	35	104	.337	9	2	500
1966	Bobby Skahan, Sr.	23	47	.489	5	0	299
1967	Bobby Douglass, Jr.	82	173	.474	11	7	1,326
1968	Bobby Douglass, Sr.	84	168	.500	6	12	1,316
1969	Phil Basler, So.	40	110	.364	8	4	746
1970	Dan Heck, Jr.	81	188	.431	15	10	1,169
1971	David Jaynes, So.	64	137	.467	8	7	748
1972	David Jaynes, Jr.	153	287	.533	21	15	2,253
1973	David Jaynes, Sr.	172	330	.521	9	13	2,131
1974	Scott McMichael, So.	74	156	.474	13	5	1,044
1975	Nolan Cromwell, Jr.	20	49	.408	4	3	333
1976	Nolan Cromwell, Sr.	13	43	.302	3	1	273
1977	Brian Bethke, Jr.	23	53	.434	5	1	384
1978	Harry Sydney, So.	44	107	.411	8	2	605
1979	Brian Bethke, Sr.	59	108	.550	5	5	874
1980	Frank Seurer, Fr.	64	146	.438	11	5	797
1981	Frank Seurer, So.	89	176	.506	11	4	1,199
1982	Frank Seurer, Jr.	127	259	.490	15	7	1,625
1983	Frank Seurer, Sr.	187	353	.530	19	14	2,789
1984	Mike Norseth, Jr.	136	239	.569	6	9	1,682
1985	Mike Norseth, Sr.	227	408	.556	11	15	2,995
1986	Mike Orth, Sr.	144	290	.496	12	7	1,548
1987	Kelly Donohoe, So.	72	144	.500	12	3	981
1988	Kelly Donohoe, Jr.	131	258	.508	13	9	1,844
1989	Kelly Donohoe, Sr.	141	256	.551	13	12	2,125
1990	Chip Hilleary, So.	129	224	.576	11	7	1,730
1991	Chip Hilleary, Jr.	98	188	.521	5	6	1,267
1992	Chip Hilleary, Sr.	106	215	.493	11	12	1,583
1993	Asheiki Preston, Jr.	97	159	.610	3	3	1,233
1994	Asheiki Preston, Sr.	88	156	.564	6	7	1,168
1995	Mark Williams, Sr.	174	282	.617	10	14	1,957
1996	Matt Johnner, Jr.	96	185	.519	4	10	1,232
1997	Zac Wegner, So.	66	144	.458	5	4	970
1998	Zac Wegner, Jr.	91	186	.489	6	7	1,367
1999	Dylon Smith, Jr.	135	263	.513	7	12	1,599
2000	Dylon Smith, Sr.	140	306	.458	11	10	1,963
2001	Mario Kinsey, Fr.	88	202	.436	11	7	1,215
2002	Bill Whittemore, Jr.	151	305	.495	6	11	1,666
2003	Bill Whittemore, Sr.	159	263	.605	6	18	2,385
2004	Adam Barmann, So.	141	262	.538	9	12	1,427
2005	Jason Swanson, Sr.	105	190	.553	10	7	1,223
2006	Kerry Meier, Fr.	104	184	.565	10	13	1,193
2007	Todd Reesing, So.	276	446	.619	7	33	3,486
2008	Todd Reesing, Jr.	495	329	.665	13	32	3,888
2009	Todd Reesing, Sr.	313	496	.631	10	22	3,616
2010	Jordan Webb, Fr.	121	214	.565	8	7	1,195
2011	Jordan Webb, So.	179	281	.637	12	13	1,884
2012	Dayne Crist, Sr.	103	216	.477	9	4	1,313
2013	Jake Heaps, Jr.	128	261	.490	10	8	1,414
2014	Michael Cummings, Jr.	137	244	.561	6	9	1,715
2015	Ryan Willis, Fr.	164	315	.521	10	9	1,719
2016	Montell Cozart, Jr.	112	191	.586	9	7	1,075
2017	Peyton Bender, Jr.	148	273	.542	10	10	1,609
2018	Peyton Bender, Sr.	183	321	.570	3	13	1,894
2019	Carter Stanley, Sr.	226	371	.609	11	24	2,664

# RECEIVING RECORDS

## CAREER RECORDS

Total Yards	Yards	Years
1. Dezmon Briscoe	3,240	2007-09
2. Steven Sims Jr.	2,582	2015-18
3. Kerry Meier	2,309	2006-09
4. Willie Vaughn	2,266	1985-88
5. Mark Simmons	2,161	2002-05
6. Richard Estell	1,997	1982-85
7. Emmett Edwards	1,808	1972-74
8. Bob Johnson	1,779	1981-83
9. Brandon Rideau	1,636	2001-04
10. Marcus Henry	1,599	2004-07
11. Termaine Fulton	1,565	1997-2001
12. Quintin Smith	1,547	1987-89
13. Harrison Hill	1,535	1997-2001
14. Dexton Fields	1,518	2005-08
15. David Verser	1,476	1977-80
16. Isaac Byrd	1,441	1994-96
17. Bruce Adams	1,438	1972-74
18. Kenny Drayton	1,427	1988-91
19. Charles Gordon	1,252	2003-05
20. Ashaundai Smith	1,251	1992-95

Receptions	No.	Years
1. Kerry Meier	226	2006-09
2. Dezmon Briscoe	219	2007-09
3. Steven Sims Jr.	214	2015-18
4. Mark Simmons	155	2002-05
5. Willie Vaughn	133	1985-88
6. Brandon Rideau	131	2001-04
7. Dexton Fields	129	2005-08
8. Clark Green	122	2002-05
9. Richard Estell	117	1982-85
10. Harrison Hill	108	1997-2001
11. Charles Gordon	106	2003-05
12. Emmett Edwards	105	1972-74
13. Marcus Henry	104	2004-07
14. Isaac Byrd	101	1995-96
15. Daymond Patterson	98	2008-12
Derek Fine	98	2003-07
17. Kenny Drayton	97	1988-91
Quintin Smith	97	1987-89
19. Ashaundai Smith	91	1992-95
20. Termaine Fulton	88	1997-2001

Touchdown Receptions	No.	Years
1. Dezmon Briscoe	31	2007-09
2. Steven Sims Jr.	19	2015-18
3. Kerry Meier	18	2006-09
4. Willie Vaughn	17	1985-88
Bruce Adams	17	1972-74
6. Mark Simmons	16	2002-05
7. Dexton Fields	15	2005-08
8. Brandon Rideau	14	2001-04
9. Marcus Henry	13	2004-07
10. Isaac Byrd	12	1994-96
11. Jimmay Mundine	11	2011-14
Termaine Fulton	11	1997-2001
David Verser	11	1977-80
14. Derek Fine	10	2003-07
Dwayne Chandler	10	1990-93
Bob Johnson	10	1981-83

### Average Yards Per Catch

(Min. 50 catches)		
21.8	Dwayne Chandler	1990-93 (54 for 1,144)
(Min. 100 catches)		
17.2	Emmett Edwards	1972-74 (105 for 1,808)

### 100-Yard Games

1. Dezmon Briscoe	14 (7 in 2008, 7 in 2009)
2. Kerry Meier	10 (5 in 2008, 5 in 2009)
3. Steven Sims Jr.	8 (4 in 2016, 3 in 2017, 1 in 2018)
Willie Vaughn	8 (2 in 1985, 2 in 1987, 4 in 1988)
5. Richard Estell	6 (1 in 1983, 1 in 1984, 4 in 1985)
Bob Johnson	6 (1 in 1982, 5 in 1983)

Receptions By A Tight End	No.	Years
1. Derek Fine	98	2003-07
2. John Mosier	87	1967-69
3. Jimmay Mundine	86	2011-14
4. John Baker	78	1986-89
5. John Schroll	68	1970-72

Receptions By A Running Back	No.	Years
1. Clark Green	122	2002-05
2. Jake Sharp	86	2006-09
3. James Sims	72	2010-13
4. June Henley	61	1993-96
5. Robert Miller	56	1972-74

## SEASON RECORDS

Yards	Yards	Year
1. Dezmon Briscoe, So.	1,407	2008
2. Dezmon Briscoe, Jr.	1,337	2009
3. Bob Johnson, Sr.	1,144	1983
4. Richard Estell, Sr.	1,109	1985
5. Kerry Meier, Jr.	1,045	2008
6. Marcus Henry, Sr.	1,014	2007
7. Kerry Meier, Sr.	985	2009
8. Quintin Smith, Sr.	898	1989
9. Steven Sims Jr., So.	859	2016
10. Isaac Byrd, Sr.	840	1996
11. Steven Sims Jr., Jr.	839	2017
12. Dexton Fields, Jr.	834	2007
13. Andrew Parchment, Jr.	831	2019
14. Willie Vaughn, Sr.	812	1988
15. Emmett Edwards, Jr.	802	1973
16. Charles Gordon, Fr.	769	2003
Mark Simmons, So.	769	2003
18. LaQuvionte Gonzalez, Jr.	729	2016
19. Stephon Robinson Jr., Jr.	727	2019
20. Bruce Adams, So.	704	1972

Receptions	No.	Year
1. Kerry Meier, Sr.	102	2009
2. Kerry Meier, Jr.	97	2008
3. Dezmon Briscoe, So.	92	2008
4. Dezmon Briscoe, Jr.	84	2009
5. Steven Sims Jr., So.	72	2016
6. Richard Estell, Sr.	70	1985
7. Andrew Parchment, Jr.	65	2019
8. Dexton Fields, Jr.	63	2007
9. LaQuvionte Gonzalez, Jr.	62	2016
10. Daymond Patterson, Jr.	60	2010
11. Steven Sims Jr., Jr.	59	2017
12. Charles Gordon, Sr.	57	2003
13. Marcus Henry, Sr.	54	2007
14. Steven Sims Jr., Sr.	53	2018
Isaac Byrd, Sr.	53	1996
16. Brandon Rideau, Sr.	51	2004
Brandon Rideau, Jr.	51	2003
18. Quintin Smith, Sr.	50	1989
19. Emmett Edwards, Jr.	49	1973
20. Mark Simmons, So.	48	2004
Isaac Byrd, Jr.	48	1995

Touchdown Receptions	No.	Year
1. Dezmon Briscoe, So.	15	2008
2. Marcus Henry, Sr.	10	2007
3. Dezmon Briscoe, Jr.	9	2009
4. Stephon Robinson Jr., Jr.	8	2019
Kerry Meier, Sr.	8	2009
Kerry Meier, Jr.	8	2008
Quintin Smith, Sr.	8	1989
Bruce Adams, So.	8	1972
9. Andrew Parchment, Jr.	7	2019
Steven Sims Jr., So.	7	2016
Dezmon Briscoe, Fr.	7	2007
Brandon Rideau, Sr.	7	2004
Mark Simmons, So.	7	2003
Isaac Byrd, Sr.	7	1996
Bruce Adams, Jr.	7	1973
16. Steven Sims Jr., Jr.	6	2017
Dexton Fields, Jr.	6	2007
Brandon Rideau, Jr.	6	2003
Dwayne Chandler, Jr.	6	1992
Willie Vaughn, Sr.	6	1988

### Yards Per Catch

(Min. 10 catches)	30.2, Termaine Fulton, So., 1998 (10 for 302)
(Min. 25)	26.9, Willie Vaughn, Jr., 1987 (25 for 672)
(Min. 35)	20.8, Willie Vaughn, Sr., 1988 (39 for 812)
(Min. 50)	19.7, Bob Johnson, Sr., 1983 (58 for 1,144)

100-Yard Games	No.	Year
1. Dezmon Briscoe, Jr.	7	2009
Dezmon Briscoe, So.	7	2008
3. Kerry Meier, Sr.	5	2009
Kerry Meier, Jr.	5	2008
Marcus Henry, Sr.	5	2007
Bob Johnson, Sr.	5	1983
7. Andrew Parchment, Jr.	4	2019
Steven Sims Jr., So.	4	2016
Isaac Byrd, Sr.	4	1996
Willie Vaughn, Sr.	4	1988
Richard Estell, Sr.	4	1985

Consec. 100-Yard Games	No.	Year
1. Dezmon Briscoe, So.	4	2008
2. Kerry Meier, Sr.	3	2009
Kerry Meier, Jr.	3	2008
Marcus Henry, Sr.	3	2007
Isaac Byrd, Sr.	3	1996
Willie Vaughn, Sr.	3	1988
Bob Johnson, Sr.	3	1983

Rec. By A Tight End	No.	Year
1. Derek Fine, Sr.	46	2007
2. Jimmay Mundine, Sr.	45	2014
3. John Schroll, Jr.	40	1971
4. John Mosier, So.	37	1967
5. Lionel Anderson, Sr.	33	2004

Rec. By A Running Back	No.	Year
1. Clark Green, So.	44	2003
2. Clark Green, Fr.	37	2002
3. John Randle, So.	35	2004
4. Jake Sharp, Sr.	34	2009
Arnold Snell, So.	34	1986



## CAREER RECEIVING LEADERS



**1 DEZMON BRISCOE**  
**3,240 YARDS**  
2007-09

YEAR	G	REC	YDS	AVG	TDS
2007	13	43	496	11.5	7
2008	13	92	1,407	15.3	15
2009	11	84	1,337	15.9	9
<b>TOTALS</b>	<b>37</b>	<b>219</b>	<b>3,240</b>	<b>14.8</b>	<b>31</b>



**2 STEVEN SIMS JR.**  
**2,582 YARDS**  
2015-18

YEAR	G	REC	YDS	AVG	TDS
2015	11	30	349	11.6	2
2016	12	72	859	11.9	7
2017	11	59	839	14.2	6
2018	12	53	535	10.1	4
<b>TOTALS</b>	<b>46</b>	<b>214</b>	<b>2,582</b>	<b>12.1</b>	<b>19</b>



**3 KERRY MEIER**  
**2,309 YARDS**  
2006-09

YEAR	G	REC	YDS	AVG	TDS
2006	8	1	5	5.0	0
2007	13	26	274	10.5	2
2008	13	97	1,045	10.8	8
2009	13	102	985	9.7	8
<b>TOTALS</b>	<b>47</b>	<b>226</b>	<b>2,309</b>	<b>10.2</b>	<b>18</b>



**4 WILLIE VAUGHN**  
**2,266 YARDS**  
1985-88

YEAR	G	REC	YDS	AVG	TDS
1985	12	28	441	15.8	5
1986	10	41	341	8.3	2
1987	11	25	672	26.9	4
1988	10	39	812	20.8	6
<b>TOTALS</b>	<b>43</b>	<b>133</b>	<b>2,266</b>	<b>17.0</b>	<b>17</b>



**5 MARK SIMMONS**  
**2,161 YARDS**  
2002-05

YEAR	G	REC	YDS	AVG	TDS
2002	12	23	208	9.0	2
2003	13	40	769	19.2	7
2004	11	48	553	11.5	3
2005	12	44	631	14.3	4
<b>TOTALS</b>	<b>48</b>	<b>155</b>	<b>2,161</b>	<b>13.9</b>	<b>16</b>



**6 RICHARD ESTELL**  
**1,997 YARDS**  
1982-85

YEAR	G	REC	YDS	AVG	TDS
1983	11	22	388	17.6	1
1984	9	25	500	20.0	3
1985	12	70	1,109	15.8	4
<b>TOTALS</b>	<b>32</b>	<b>117</b>	<b>1,997</b>	<b>17.1</b>	<b>8</b>



**KERRY MEIER** - Holds the Kansas record for most receptions in a career (226) while also ranking in the top-3 in several career receiving categories, including total yards (2,309), touchdowns (18) and 100-yard games (10).

## GAME RECORDS

Total Yards	Yards	Opponent, Date
1. Dezmon Briscoe, So.	269	vs. Oklahoma, 10-18-08
2. Dezmon Briscoe, Jr.	242	vs. Missouri, 11-28-09
3. Steven Sims Jr., Jr.	233	vs. Kansas State, 10-28-17
4. Quintin Smith, Sr.	221	vs. Louisville, 9-9-89
5. Bob Johnson, Sr.	208	vs. Kansas State, 10-15-83
6. Bob Johnson, Sr.	203	vs. Colorado, 11-5-83
7. Dezmon Briscoe, So.	201	vs. Minnesota, 12-31-08
8. Marcus Henry, Sr.	199	vs. Oklahoma State, 11-10-07
9. Darren Green, Sr.	197	vs. USC, 9-24-83
10. Richard Estell, Sr.	187	vs. Indiana State, 9-21-85
11. <b>Stephon Robinson Jr., Jr.</b>	<b>186</b>	<b>vs. Texas Tech, 10-26-20</b>
Dezmon Briscoe, Jr.	186	vs. Iowa State, 10-10-09
13. Dezmon Briscoe, Jr.	181	vs. Texas Tech, 10-31-09
14. Johnathan Wilson, So.	179	vs. USF, 9-12-08
15. Isaac Byrd, Sr.	178	vs. Kansas State, 11-9-96
16. Dezmon Briscoe, So.	176	vs. Nebraska, 11-8-08
17. Bob Johnson, Sr.	175	vs. Missouri, 11-19-83
18. Richard Estell, Sr.	174	vs. Vanderbilt, 9-14-85
19. Quintin Smith, Sr.	169	vs. Nebraska, 11-11-89
Richard Estell, Sr.	169	vs. Missouri, 11-23-85

Receptions	No.	Opponent, Date
1. Kerry Meier, Sr.	16	vs. Iowa State, 10-10-09
2. Dezmon Briscoe, Jr.	14	vs. Missouri, 11-28-09
Dezmon Briscoe, So.	14	vs. Minnesota, 12-31-08
Kerry Meier, Jr.	14	vs. Missouri, 11-29-08
5. Dezmon Briscoe, Jr.	12	vs. Iowa State, 10-10-09
Dezmon Briscoe, So.	12	at Oklahoma, 10-18-08
7. Kerry Meier, Sr.	11	at Colorado, 10-17-09
Kerry Meier, Jr.	11	at South Florida, 9-12-08
Dexton Fields, Jr.	11	vs. Iowa State, 11-17-07
Isaac Byrd, Sr.	11	vs. Iowa State, 11-2-96
Quintin Smith, Sr.	11	vs. Louisville, 9-9-89
Willie Vaughn, So.	11	vs. Colorado, 11-8-86
13. Steven Sims Jr.,	10	vs. Oklahoma State, 9-29-18
Kerry Meier, Sr.	10	vs. Missouri, 11-28-09
Kerry Meier, Sr.	10	vs. Southern Miss., 9-26-09
Kerry Meier, Jr.	10	vs. Minnesota, 12-31-08
Johnathan Wilson, So.	10	at USF, 9-12-08

Touchdown Receptions	No.	Opponent, Date
1. Quintin Smith, Sr.	4	vs. Louisville, 9-9-89
2. Dezmon Briscoe, So.	3	vs. Minnesota, 12-31-08
Dezmon Briscoe, So.	3	vs. FIU, 8-30-08
Marcus Henry, Sr.	3	vs. Oklahoma State, 11-10-07
Dezmon Briscoe, Fr.	3	vs. Nebraska, 11-03-07

Average Yards Per Catch	(Min. 5 catches)	Opponent, Date
32.2	Willie Vaughn	vs. Oklahoma, 1988 (5 for 161)
(Min. 8 catches)		
25.8	Steven Sims Jr.	vs. Kansas State, 2017 (9 for 233)
(Min. 10 catches)		
20.8	Bob Johnson	vs. Kansas State, 1983 (10 for 208)

Longest Pass Play	Yards	Opponent, Date
1. Kelly Donohoe to Willie Vaughn	98	vs. Colorado, 1987
2. Bill Fenton to Willie Smith	97	vs. Texas Tech, 1965
3. Carter Stanley to LaQuvionte Gonzalez	95	vs. Kansas State, 2016
4. Kelly Donohoe to Willie Vaughn	89	vs. Nebraska, 1988
5. Mike Norseth to Richard Estell	87	vs. Missouri, 1984
6. Todd Reising to Marcus Henry	82	vs. Oklahoma St., 2007
7. Kelly Donohoe to Quintin Smith	80 <sup>†</sup>	vs. Nebraska, 1989
Frank Seurer to Bob Johnson	80	vs. Oklahoma St., 1982
Norris Banks to David Verser	80	vs. Texas A&M, 1977
Larry McKown to Homer Floyd	80	vs. Missouri, 1958
Dick Gilman to Bryan Sperry	80	vs. Nebraska, 1948
12. Phil Basler to Ron Jessie	79	vs. Missouri, 1969
13. Michael Cummings to Nigel King	78	vs. TCU, 2014
Adam Barmann to Brandon Rideau	78	vs. Oklahoma, 2004
15. Peyton Bender to Steven Sims Jr.	77	vs. SEMO, 2017
Jake Heaps to Tony Pierson	77	vs. Rice, 2013
Mario Kinsey to Roger Ross	77	vs. Oklahoma, 2001
Dylen Smith to Roger Ross	77	vs. Oklahoma, 2000
Dylen Smith to Michael Chandler	77	vs. Nebraska, 1999
Zac Wegner to Termaine Fulton	77	vs. Texas, 1997
Matt Johner to Isaac Byrd	77	vs. Nebraska, 1996
Kelly Donohoe to Kenny Drayton	77	vs. Kent State, 1989

<sup>†</sup> - non-scoring



# 100-YARD RECEIVING GAMES

(SINCE 1974)

Rec.-Yds.	Player	Opponent	Year	7-146	Dezmon Briscoe, So.	Louisiana Tech	2008
4-107	Emmett Edwards, Sr.	Florida State	1974	8-130	Daymond Patterson, Fr.	Louisiana Tech	2008
5-121	Emmett Edwards, Sr.	Texas A&M	1974	10-179	Johnathan Wilson, So.	South Florida	2008
3-123	Waddell Smith, Sr.	Wisconsin	1976	11-120	Kerry Meier, Jr.	South Florida	2008
3-102	David Verser, So.	Kansas State	1978	8-136	Kerry Meier, Jr.	Sam Houston State	2008
5-100	David Verser, Jr.	Syracuse	1979	5-124	Dezmon Briscoe, So.	Sam Houston State	2008
4-109	David Verser, Sr.	Syracuse	1980	7-125	Kerry Meier, Jr.	Iowa State	2008
3-103	David Verser, Sr.	Kansas State	1980	3-107	Jake Sharp, Jr.	Iowa State	2008
2-107	David Verser, Sr.	Colorado	1980	12-269	Dezmon Briscoe, So.	Oklahoma	2008
5-131	Wayne Capers, Jr.	Colorado	1981	6-176	Dezmon Briscoe, So.	Nebraska	2008
4-128	Robert Johnson, Jr.	TCU	1982	9-115	Dezmon Briscoe, So.	Texas	2008
7-197	Darren Green, Sr.	USC	1983	9-115	Dezmon Briscoe, So.	Missouri	2008
3-154	Robert Johnson, Sr.	Iowa State	1983	14-106	Kerry Meier, Jr.	Missouri	2008
10-208	Robert Johnson, Sr.	Kansas State	1983	14-201	Dezmon Briscoe, So.	Minnesota	2008
8-105	Robert Johnson, Sr.	Okla. State	1983	10-113	Kerry Meier, Jr.	Minnesota	2008
5-144	Richard Estell, So.	Nebraska	1983	5-115	Kerry Meier, Sr.	No. Colorado	2009
7-108	Sandy McGee, Jr.	Missouri	1983	8-154	Dezmon Briscoe, Jr.	UTEP	2009
8-175	Robert Johnson, Sr.	Missouri	1983	6-117	Dezmon Briscoe, Jr.	Duke	2009
6-141	Johnny Holloway, So.	Florida State	1984	10-141	Kerry Meier, Sr.	So. Mississippi	2009
3-120	Richard Estell, Jr.	Missouri	1984	12-186	Dezmon Briscoe, Jr.	Iowa State	2009
6-107	Johnny Holloway, Jr.	Hawai'i	1985	16-142	Kerry Meier, Sr.	Iowa State	2009
6-153	Willie Vaughn, Fr.	Vanderbilt	1985	8-154	Dezmon Briscoe, Jr.	Colorado	2009
9-174	Richard Estell, Sr.	Vanderbilt	1985	11-103	Kerry Meier, Sr.	Colorado	2009
7-187	Richard Estell, Sr.	Indiana State	1985	9-181	Dezmon Briscoe, Jr.	Texas Tech	2009
5-117	Willie Vaughn, Fr.	E. Illinois	1985	10-127	Kerry Meier, Sr.	Nebraska	2009
8-126	Richard Estell, Sr.	Colorado	1985	5-101	Dezmon Briscoe, Jr.	Texas	2009
8-169	Richard Estell, Sr.	Missouri	1985	14-242	Dezmon Briscoe, Jr.	Missouri	2009
5-156	Willie Vaughn, Jr.	Kansas State	1987	3-107	JaCorey Shepherd, Fr.	McNeese State	2011
6-120	Quintin Smith, So.	Iowa State	1987	3-100	Andrew Turzilli, So.	TCU	2012
6-106	Willie Vaughn, Jr.	Okla. State	1987	6-118	Tony Pierson, Jr.	Texas Tech	2013
5-113	Willie Vaughn, Sr.	N.M. State	1988	5-101	Nigel King, Jr.	Iowa State	2014
4-114	Willie Vaughn, Sr.	Nebraska	1988	5-128	Nigel King, Jr.	TCU	2014
6-110	Willie Vaughn, Sr.	Colorado	1988	7-137	Jimmay Mundine, Sr.	TCU	2014
5-161	Willie Vaughn, Sr.	Oklahoma	1988	6-115	Tre' Parmalee, Sr.	Oklahoma State	2015
11-221	Quintin Smith, Sr.	Louisville	1989	5-124	Steven Sims Jr., So.	Rhode Island	2016
2-120	Kenny Drayton, So.	Kansas State	1989	4-114	Steven Sims Jr., So.	Ohio	2016
6-152	Jim New, So.	Iowa State	1989	8-131	LaQuvionte Gonzalez, Jr.	TCU	2016
4-100	Kenny Drayton, So.	Okla. State	1989	9-101	Steven Sims Jr., So.	TCU	2016
9-169	Quintin Smith, Sr.	Nebraska	1989	6-106	LaQuvionte Gonzalez, Jr.	Oklahoma State	2016
5-105	Chad Fette, So.	Louisville	1990	9-124	Steven Sims Jr., So.	West Virginia	2016
4-116	Rob Licursi, Jr.	Kansas State	1990	5-127	LaQuvionte Gonzalez, Jr.	Kansas State	2016
9-102	Rob Licursi, Jr.	Okla. State	1990	4-147	Steven Sims Jr., Jr.	SEMO	2017
5-111	Kenny Drayton, Jr.	Okla. State	1990	5-102	Steven Sims Jr., Jr.	Texas Tech	2017
4-115	Dwayne Chandler, Jr.	Ball State	1992	9-233	Steven Sims Jr., Jr.	Kansas State	2017
5-100	Dwayne Chandler, Jr.	Iowa State	1992	5-113	Steven Sims Jr., Sr.	Kansas State	2018
3-101	Dwayne Chandler, Sr.	W. Carolina	1993	<b>7-102</b>	<b>Pooka Williams Jr., Fr.</b>	<b>TCU</b>	<b>2018</b>
5-153	Ashaundai Smith, Jr.	Colorado	1994	<b>8-121</b>	<b>Andrew Parchment, Jr.</b>	<b>Indiana State</b>	<b>2019</b>
6-118	Ashaundai Smith, Sr.	North Texas	1995	<b>8-100</b>	<b>Andrew Parchment, Jr.</b>	<b>Boston College</b>	<b>2019</b>
5-104	Isaac Byrd, Jr.	Missouri	1995	<b>5-132</b>	<b>Andrew Parchment, Jr.</b>	<b>West Virginia</b>	<b>2019</b>
7-129	Isaac Byrd, Sr.	Texas Tech	1996	<b>5-131</b>	<b>Stephon Robinson Jr., Jr.</b>	<b>Oklahoma</b>	<b>2019</b>
4-111	Isaac Byrd, Sr.	Nebraska	1996	<b>7-109</b>	<b>Andrew Parchment, Jr.</b>	<b>Texas Tech</b>	<b>2019</b>
11-158	Isaac Byrd, Sr.	Iowa State	1996	<b>6-186</b>	<b>Stephon Robinson Jr., Jr.</b>	<b>Texas Tech</b>	<b>2019</b>
9-178	Isaac Byrd, Sr.	Kansas State	1996				
4-138	Termaine Fulton, Fr.	Texas	1997				
4-113	Termaine Fulton, So.	Illinois	1998				
5-107	Harrison Hill, Jr.	San Diego State	1999				
5-122	Harrison Hill, Jr.	Missouri	1999				
8-144	Harrison Hill, Sr.	Oklahoma	2000				
8-114	Harrison Hill, Sr.	Kansas State	2000				
6-101	Byron Gasaway, Sr.	Missouri	2002				
5-106	Brandon Rideau, Jr.	Jacksonville St.	2003				
5-107	Brandon Rideau, Jr.	Colorado	2003				
6-152	Mark Simmons, So.	Colorado	2003				
9-109	Brandon Rideau, Jr.	N.C. State	2003				
8-135	Mark Simmons, Jr.	Texas	2004				
8-100	Brandon Rideau, Sr.	Missouri	2004				
6-106	Mark Simmons, Sr.	La. Tech	2005				
6-100	Mark Simmons, Sr.	Nebraska	2005				
8-108	Dexton Fields, So.	Nebraska	2006				
8-129	Brian Murph, Sr.	Nebraska	2006				
7-103	Marcus Henry, Sr.	C. Michigan	2007				
5-119	Marcus Henry, Sr.	Southeastern La.	2007				
7-133	Marcus Henry, Sr.	Toledo	2007				
6-101	Marcus Henry, Sr.	Nebraska	2007				
8-199	Marcus Henry, Sr.	Oklahoma State	2007				
11-109	Dexton Fields, Jr.	Iowa State	2007				
8-116	Dexton Fields, Jr.	Missouri	2007				
7-101	Dexton Fields, Jr.	Virginia Tech	2007				

## YEARLY LEADERS

Year	Player	No.	Yds.
1937	Max Replogle, Jr.	18	180
1938	Max Replogle, Sr.	12	259
1939	Jake Fry, So.	11	137
1940	Don Pollom, So.	14	158
1941	Ray Evans, So.	18	235
1942	Otto Schnellbacher, So.	25	366
1943	Charlie Moffatt, Fr.	15	230
1944	Dwight Sutherland, Sr.	8	148
1945	Norm Pumphrey	12	212
1946	Otto Schnellbacher, Jr.	16	342
1947	Otto Schnellbacher, Sr.	17	361
1948	Bryan Sperry, Sr.	21	343
1949	Lyn Smith, So.	20	358
1950	Lyn Smith, Jr.	14	309
1951	Orban Tice, Sr.	19	363
1952	Charlie Hoag, Sr.	16	380
1953	Harold Patterson, Sr.	10	179
1954	Joe Held, So.	5	116
1955	Jim Letcavits, So.	9	169
1956	Jim Letcavits, Jr.	14	246
1957	Jim Letcavits, Jr.	10	176
1958	Homer Floyd, Sr.	15	307
1959	John Hadl, So.	7	126
1960	Curtis McClinton, Jr.	11	184
1961	Curtis McClinton, Sr.	10	166
1962	Lloyd Buzzi, Jr.	6	118
1963	Gale Sayers, Jr.	11	155
1964	Gale Sayers, Sr.	17	182
1965	Sim Stokes, Jr.	25	271
1966	Halley Kampschroeder, Sr.	18	278
1967	John Mosier, So.	37	495
1968	George McGowan, Jr.	32	592
1969	John Mosier, Sr.	25	339
1970	Ron Jessie, Sr.	18	308
1971	John Schroll, Jr.	40	491
1972	Bruce Adams, So.	39	704
1973	Emmett Edwards, Jr.	49	802
1974	Emmett Edwards, Sr.	30	542
1975	Waddell Smith, Jr.	9	197
1976	Waddell Smith, Sr.	10	221
1977	David Verser, Fr.	11	220
1978	Kevin Murphy, Fr.	20	346
1979	David Verser, Jr.	21	463
1980	David Verser, Sr.	30	576
1981	Wayne Capers, Jr.	36	629
1982	Wayne Capers, Sr.	25	383
1983	Bob Johnson, Sr.	58	1,144
1984	Richard Estell, Jr.	25	500
1985	Richard Estell, Sr.	70	1,109
1986	Willie Vaughn, So.	41	341
1987	John Baker, So.	27	300
1988	Willie Vaughn, Sr.	39	812
1989	Quintin Smith, Sr.	50	898
1990	Kenny Drayton, Jr.	34	506
1991	Kenny Drayton, Sr.	34	439
1992	Matt Gay, Sr.	30	425
1993	Ashaundai Smith, So.	27	256
1994	Ashaundai Smith, Jr.	22	426
1995	Isaac Byrd, Jr.	48	604
1996	Isaac Byrd, Sr.	53	840
1997	Michael Chandler, So.	21	311
1998	Harrison Hill, Fr.	28	391
1999	Michael Chandler, Sr.	36	473
2000	Harrison Hill, Jr.	47	591
2001	Roger Ross, Sr.	39	493
2002	Byron Gasaway, Sr.	39	490
2003	Charles Gordon, Fr.	57	769
2004	Brandon Rideau, Sr.	51	597
2005	Mark Simmons, Sr.	44	631
2006	Dexton Fields, So.	45	455
2007	Dexton Fields, Jr.	63	834
2008	Kerry Meier, Jr.	97	1,045
2009	Kerry Meier, Sr.	102	985
2010	Daymond Patterson, Jr.	60	447
2011	D.J. Beshears, Jr.	40	437
2012	Kale Pick, Sr.	26	390
2013	Tony Pierson, Jr.	24	333
2014	Jimmay Mundine, Sr.	45	584
2015	Tre' Parmalee, Sr.	41	599
2016	Steven Sims Jr., So.	72	859
2017	Steven Sims Jr., Jr.	59	839
2018	Steven Sims Jr., Sr.	53	535
2019	<b>Andrew Parchment, Jr.</b>	<b>65</b>	<b>831</b>

# TOTAL OFFENSE SEASON LEADERS



**1 TODD REESING**  
4,112 YARDS | 3,888 PASS | 224 RUSH  
2008

	PASS	RUSH	TOTAL
Florida International	256	15	271
Louisiana Tech	412	3	415
South Florida	381	13	394
Sam Houston State	356	17	373
Iowa State	319	20	339
Colorado	256	33	389
Oklahoma	342	9	351
Texas Tech	154	11	165
K-State	162	47	209
Nebraska	304	35	339
Texas	258	-34	224
Missouri	375	17	392
Minnesota	313	38	351
<b>TOTALS</b>	<b>3,888</b>	<b>224</b>	<b>4,112</b>



**2 TODD REESING**  
3,735 YARDS | 3,616 PASS | 119 RUSH  
2009

	PASS	RUSH	TOTAL
Northern Colorado	208	79	287
Texas - El Paso	260	-15	245
Duke	338	51	389
Southern Mississippi	331	-26	305
Iowa State	442	12	454
Colorado	401	-40	361
Oklahoma	224	17	241
Texas Tech	181	-11	170
K-State	241	25	266
Nebraska	236	42	278
Texas	256	-23	233
Missouri	498	8	506
<b>TOTALS</b>	<b>3,616</b>	<b>119</b>	<b>3,735</b>



**3 TODD REESING**  
3,683 YARDS | 3,486 PASS | 197 RUSH  
2007

	PASS	RUSH	TOTAL
Central Michigan	261	8	269
Southeastern Louisiana	257	31	288
Toledo	313	19	332
Florida International	368	47	415
K-State	267	12	279
Baylor	186	14	200
Colorado	153	84	237
Texas A&M	180	-22	158
Nebraska	354	10	364
Oklahoma State	318	-6	312
Iowa State	253	5	258
Missouri	349	1	350
Virginia Tech	227	-6	221
<b>TOTALS</b>	<b>3,486</b>	<b>197</b>	<b>3,683</b>



**4 MIKE NORSETH**  
3,214 YARDS | 2,995 PASS | 219 RUSH  
1985

	PASS	RUSH	TOTAL
1985	2,995	219	3,214
<b>TOTALS</b>	<b>2,995</b>	<b>219</b>	<b>3,214</b>



**5 BILL WHITTEMORE**  
2,919 YARDS | 2,385 PASS | 534 RUSH  
2003

	PASS	RUSH	TOTAL
Northwestern	240	7	247
Nevada - Las Vegas	270	65	335
Wyoming	269	69	338
Jacksonville State	319	62	381
Missouri	111	76	187
Colorado	422	45	467
Baylor	252	34	286
K-State	38	7	45
Iowa State	221	85	306
North Carolina State	243	84	327
<b>TOTALS</b>	<b>2,385</b>	<b>534</b>	<b>2,919</b>



**6 CARTER STANLEY**  
2,732 YARDS | 2,664 PASS | 68 RUSH  
2019

	PASS	RUSH	TOTAL
Indiana State	241	-12	229
Coastal Carolina	107	-12	95
Boston College	238	23	261
West Virginia	275	39	314
TCU	84	2	86
Oklahoma	230	-12	218
Texas	310	65	375
Texas Tech	415	1	416
K-State	115	-27	88
Oklahoma State	226	6	232
Iowa State	328	-1	327
Baylor	95	-4	91
<b>TOTALS</b>	<b>2,664</b>	<b>68</b>	<b>2,732</b>




**7 FRANK SEURER**  
2,660 YARDS | 2,789 PASS | -129 RUSH  
1983

	PASS	RUSH	TOTAL
1983	2,789	-129	2,660
<b>TOTALS</b>	<b>2,789</b>	<b>-129</b>	<b>2,660</b>



**8 DYLEN SMITH**  
2,334 YARDS | 1,963 PASS | 371 RUSH  
2000

	PASS	RUSH	TOTAL
Southern Methodist	207	24	231
Alabama - Birmingham	152	56	208
Southern Illinois	112	40	152
Oklahoma	258	-27	231
K-State	123	34	157
Missouri	234	77	311
Colorado	152	84	236
Texas Tech	327	33	360
Nebraska	129	-1	128
Texas	111	-1	110
Iowa State	158	52	210
<b>TOTALS</b>	<b>1,963</b>	<b>371</b>	<b>2,334</b>



**9 BILL WHITTEMORE**  
2,215 YARDS | 1,666 PASS | 549 RUSH  
2002

	PASS	RUSH	TOTAL
Iowa State	31	29	60
Nevada - Las Vegas	225	3	228
Missouri State	112	55	167
Bowling Green	188	31	219
Tulsa	218	177	395
Baylor	246	79	324
Colorado	217	121	338
Texas A&M	187	27	214
Missouri	242	27	269
<b>TOTALS</b>	<b>1,666</b>	<b>549</b>	<b>2,215</b>



**10 MARK WILLIAMS**  
2,196 YARDS | 1,957 PASS | 239 RUSH  
1995

	PASS	RUSH	TOTAL
1995	1,957	239	2,196
<b>TOTALS</b>	<b>1,957</b>	<b>239</b>	<b>2,196</b>



# TOTAL OFFENSE RECORDS



**TODD REESING** - In his three years with the Jayhawks, Reesing set the top three marks for total yards in a season, while setting the school record for most offensive yards in a career, with 11,840.

## CAREER RECORDS

Offensive Yards	Yards	Years	Breakdown
1. Todd Reesing	11,840	2006-09	(11,194 pass, 646 rush)
2. Frank Seurer	6,112	1980-83	(6,410 pass, -298 rush)
3. Chip Hilleary	5,888	1989-92	(4,598 pass, 1,290 rush)
4. Carter Stanley	5,356	2016-19	(5,035 pass, 321 rush)
5. Kelly Donohoe	5,228	1986-89	(5,382 pass, 154 rush)
6. Bill Whittemore	5,134	2002-03	(4,051 pass, 1,083 rush)
7. Mike Norseth	4,996	1984-85	(4,677 pass, 319 rush)
8. David Jaynes	4,639	1971-73	(5,132 pass, 493 rush)
9. Dylon Smith	4,084	1999-2000	(3,562 pass, 522 rush)
10. June Henley	3,841	1993-96	(3,841 rush)
11. Bobby Douglass	3,832	1966-68	(2,817 pass, 1,015 rush)
12. Ray Evans	3,799	1941-42, 46-47	(2,368 pass, 1,431 rush)
13. Tony Sands	3,788	1988-91	(3,788 rush)
14. James Sims	3,592	2010-13	(3,592 rush)
15. Peyton Bender	3,260	2017-18	(3,503 pass, -243 rush)

### By a Freshman

1,640	Ryan Willis, 2015	(1,719 pass, -79 rush)
1,539	Kerry Meier, 2006	(1,193 pass, 346 rush)

### By a Running Back

1,457	Jon Cornish, 2006	(1,457 rush)
1,442	Tony Sands, 1991	(1,442 rush)

Offensive Plays	No.	Years	Breakdown
1. Todd Reesing	1,796	2006-09	(1,461 pass, 335 rush in 41 g)
2. Frank Seurer	1,181	1980-83	(934 pass, 247 rush in 42 g)
3. David Jaynes	986	1971-73	(754 pass, 232 rush in 28 g)
4. Montell Cozart	968	2013-16	(487 pass, 481 rush in 27 g)
Kelly Donohoe	968	1986-89	(754 pass, 223 rush in 34 g)
6. Carter Stanley	934	2016-19	(759 pass, 321 rush in 34 g)
7. Chip Hilleary	926	1989-92	(636 pass, 290 rush in 38 g)
8. Mike Norseth	876	1984-85	(647 pass, 229 rush in 23 g)
9. Bill Whittemore	832	2002-03	(568 pass, 264 rush in 19 g)
10. June Henley	823	1993-96	(823 rush in 42 g)

Touchdowns	No. (Pass, Rush, Return)	Years
1. Todd Reesing	105 (90 pass, 15 rush)	2006-09
2. Bill Whittemore	50 (29 pass, 21 rush)	2002-03
3. Chip Hilleary	48 (25 pass, 23 rush)	1989-92
4. June Henley	43 (42 rush, 1 kick return)	1993-96
5. David Jaynes	40 (35 pass, 5 rush)	1971-73

Total Offensive Yards Per Game	Avg.	Years
1. Todd Reesing	288.8	2006-09
2. Bill Whittemore	270.2	2002-03
3. Mike Norseth	217.2	1984-85
4. Dylon Smith	177.5	1999-2000
5. David Jaynes	165.6	1971-73

## GAME RECORDS

Name	Yards	Game, Date
1. Mike Norseth, Sr.	509 (480 pass, 29 rush)	vs. Vanderbilt, 9-9-85
2. Todd Reesing, Sr.	506 (498 pass, 8 rush)	vs. Missouri, 11-28-09
3. Bill Whittemore, Sr.	467 (422 pass, 45 rush)	vs. Colorado, 10-11-03
4. Todd Reesing, Sr.	454 (442 pass, 12 rush)	vs. Iowa State, 10-10-09
5. Kelly Donohoe, Sr.	439 (411 pass, 28 rush)	vs. Iowa State, 10-7-89
6. Carter Stanley, So.	441 (418 pass, 23 rush)	vs. Kansas State, 10-28-17
7. Carter Stanley, Sr.	416 (415 pass, 1 rush)	vs. Texas Tech, 10-26-19
8. Todd Reesing, Jr.	415 (412 pass, 4 rush)	vs. La. Tech, 9-6-08
Todd Reesing, So.	415 (368 pass, 47 rush)	vs. FIU, 9-22-07
10. Adam Barmann, Sr.	410 (405 pass, 5 rush)	vs. Nebraska, 9-30-06
11. David Jaynes, Jr.	402 (401 pass, 1 rush)	vs. Washington State, 9-9-72
12. Tony Sands, Sr.	396 (396 rush)	vs. Missouri, 11-23-91
13. Montell Cozart, Jr.	395 (291 pass, 94 rush)	vs. S.D. State, 9-5-15
Bill Whittemore, Jr.	395 (218 pass, 177 rush)	vs. Tulsa, 9-28-02

### By a Freshman

Adam Barmann	339 (294 pass, 45 rush)	vs. Texas A&M, 2003
--------------	-------------------------	---------------------

### By a Running Back

Tony Sands	398 (396 rush)	vs. Missouri, 1991
------------	----------------	--------------------

Total Plays	No.	Game, Date
1. Peyton Bender, Jr.	65 (62 pass, 3 rush)	vs. SEMO, 9-2-17
Bill Whittemore, Jr.	65 (44 pass, 21 rush)	vs. Texas A&M, 10-19-02
3. David Jaynes, Sr.	64 (58 pass, 6 rush)	vs. Tennessee, 10-6-73
4. Todd Reesing, Sr.	63 (55 pass, 8 rush)	vs. Missouri, 11-28-09
5. Carter Stanley, So.	62 (48 pass, 14 rush)	vs. Kansas State, 10-28-17
Todd Reesing, Jr.	62 (51 pass, 11 rush)	vs. Missouri, 11-29-08
7. Todd Reesing, Jr.	61 (52 pass, 9 rush)	vs. FIU, 8-30-08
8. Todd Reesing, Jr.	60 (51 pass, 9 rush)	vs. USF, 9-12-08
Kerry Meier, Fr.	60 (41 pass, 19 rush)	vs. Toledo, 9-15-06
Bill Whittemore, Jr.	60 (33 pass, 27 rush)	vs. Colorado, 10-12-02

Touchdowns	No.	Game, Date
1. Todd Reesing, So.	6 (6 pass)	vs. Nebraska, 11-03-07
2. Bill Whittemore, Sr.	5 (3 pass, 2 rush)	vs. Colorado, 10-11-03
Dylon Smith, Sr.	5 (2 pass, 3 rush)	vs. Texas Tech, 10-28-00
Chip Hilleary, Sr.	5 (4 pass, 1 rush)	vs. Iowa State, 10-17-92
Mike Norseth, Sr.	5 (4 pass, 1 rush)	vs. Eastern Illinois, 10-5-85
Ralph Miller, So.	5 (5 pass)	vs. Washburn, 10-8-38



# ALL-PURPOSE RECORDS



## JAMES SIMS -

Ranks second on KU's career all-purpose list without ranking in the top-15 on the single-season chart. Sims finished his KU career with 4,189 all-purpose yards, 3,592 of which came in the rushing attack.

## CAREER RECORDS

All-Purpose Yard	No.	Years
1. June Henley	5,157 (3,841 rush, 622 rec., 694 ret.)	1993-97
2. James Sims	4,189 (3,592 rush, 587 rec., 10 ret.)	2010-13
3. Clark Green	4,068 (2,754 rush, 1,229 rec., 85 ret.)	2002-05
4. Dezmon Briscoe	3,928 (37 rush, 3,240 rec., 651 ret.)	2007-09
5. Gale Sayers	3,917 (2,675 rush, 398 rec., 844 ret.)	1962-64
6. David Winbush	3,910 (2,608 rush, 505 rec., 797 ret.)	1997-2000
7. Tony Sands	3,894 (3,788 rush, 106 rec.)	1988-91
8. Laverne Smith	3,402 (3,074 rush, 211 rec., 117 ret.)	1973-76
9. Ray Evans	3,259 (1,365 rush, 353 rec., 1,541 ret.)	1941-42, 1946-47
10. Charlie Hoag	3,233 (1,914 rush, 579 rec., 740 ret.)	1950-52
11. Don Shanklin	3,171 (1,630 rush, 276 rec., 1,265 ret.)	1966-68
12. D.J. Behsears	3,120 (369 rush, 550 rec., 2,201 ret.)	2009-12
13. Jake Sharp	3,100 (2,239 rush, 785 rec., 76 ret.)	2006-09
14. Pooka Williams Jr.	<b>2,935</b> ( <b>2,186</b> rush, <b>503</b> rec., <b>246</b> ret.)	<b>2018-Pres.</b>
15. John Riggins	2,891 (2,659 rush, 67 rec., 165 ret.)	1968-70

Plays	No.	Years
1. June Henley	917	1993-96
2. James Sims	871	2010-13
3. Tony Sands	789	1988-91
4. David Winbush	642	1997-2000
5. Clark Green	586	2002-05
6. John Riggins	535	1968-70
7. Gale Sayers	496	1962-64
8. Laverne Smith	491	1973-76
9. Kerwin Bell	487	1980-83
10. Pooka Williams Jr.	<b>435</b>	<b>2018-Pres.</b>

## SEASON RECORDS

Total Yards	No.	Year
1. Dezmon Briscoe, Jr. (19 rush, 1,337 rec., 432 ret.)	1,788	2009
2. June Henley, Sr. (1,349 rush, 215 rec.)	1,773	1996
3. Pooka Williams Jr., Fr. (1,125 rush, 289 rec., 246 ret.)	<b>1,660</b>	<b>2018</b>
4. Jon Cornish, Sr. (1,457 rush, 194 rec.)	1,651	2006
5. Dezmon Briscoe, So. (18 rush, 1,407 rec., 219 ret.)	1,644	2008
6. D.J. Behsears, Jr. (64 rush, 437 rec., 1,014 ret.)	1,587	2011
7. Clark Green, So. (968 rush, 464 rec., 20 ret.)	1,452	2003
8. Tony Sands, Sr. (1,442 rush, 7 rec.)	1,449	1991
9. Brandon McAnderson, Sr. (1,125 rush, 213 rec., 48 ret.)	1,386	2007
Gale Sayers, Jr. (917 rush, 155 rec., 333 ret.)	1,386	1963
11. Gale Sayers, Sr. (1,125 rush, 61 rec., 197 ret.)	1,383	1964
12. Don Shanklin, So. (732 rush, 42 rec., 595 ret.)	1,373	1966
13. June Henley, Fr. (1,127 rush, 53 rec., 134 ret.)	1,314	1993
14. LaQuvionte Gonzalez (-9 rush, 729 rec., 601 ret.)	1,311	2016
15. Ron Jessie, Jr. (603 rush, 336 rec., 362 ret.)	1,301	1969

All-Purpose Plays	No.	Year
1. June Henley, Sr.	336	1996
2. Jon Cornish, Sr.	274	2006
Tony Sands, Sr.	274	1991
4. James Sims, Sr.	255	2013
5. Clark Green, So.	249	2003
6. June Henley, Fr.	244	1993
7. Delvin Williams, Sr.	240	1973
8. Kerwin Bell, So.	236	1980
9. Clark Green, Fr.	234	2002
10. James Sims, Jr.	232	2012

## YEARLY LEADERS

Year	Leader	Yds.	Plays	Rush	Rec.	Ret.	Avg.
1958	Homer Floyd, HB	1040	141	391	307	342	7.4
1959	John Hadl, HB	956	98	348	126	482	9.8
1960	Bert Coan, HB	710	84	488	184	38	8.5
1961	Curtis McClinton, FB	866	145	553	166	147	6.0
1962	Gale Sayers, RB	1383	178	1125	61	197	7.8
1963	Gale Sayers, RB	1386	157	917	155	314	8.8
1964	Gale Sayers, RB	1148	161	633	182	333	7.1
1965	Robert Miller, RB	364	68	356	3	5	5.4
1966	Donnie Shanklin, HB	1373	224	732	42	595	6.1
1967	Donnie Shanklin, WR	744	64	126	169	449	11.6
1968	Donnie Shanklin, TB	1054	139	772	65	217	7.6
1969	Ron Jessie, TB	1301	164	603	336	362	7.9
1970	John Riggins, RB	1175	216	1131	44	0	5.4
1971	Delvin Williams, RB	696	121	509	67	120	5.8
1972	Bruce Adams, WR	951	61	0	704	247	15.6
1973	Delvin Williams, RB	1201	240	762	272	167	5.0
1974	Laverne Smith, RB	1300	188	1181	119	0	6.9
1975	Nolan Cromwell, QB	1124	218	1124	0	0	5.2
1976	Laverne Smith, HB	1024	151	978	46	0	6.8
1977	Norris Banks, FB	671	164	655	16	0	4.1
1978	Mike Higgins, TB	624	89	270	91	263	7.0
1979	Harry Sydney, RB	768	146	578	149	41	5.3
1980	Dino Bell, TB	1179	236	1114	65	0	5.0
1981	Garfield Taylor, TB	834	181	728	106	0	4.6
1982	Darren Green, WR	697	27	7	220	470	25.8
1983	Bob Johnson, SE	1154	58	0	1154	0	19.9
1984	Robert Mimbs, TB	941	139	494	291	156	6.8
1985	Richard Estell, WR	1109	70	0	1109	0	15.8
1986	Arnold Snell, TB	731	174	672	34	25	4.2
1987	Arnold Snell, TB	767	199	691	14	62	3.9
1988	Willie Vaughn, WR	1054	60	27	812	215	17.6
1989	Tony Sands, RB	1163	222	1109	54	0	5.2
1990	Tony Sands, RB	775	187	757	18	0	4.1
1991	Tony Sands, RB	1449	274	1442	7	0	5.7
1992	Maurice Douglass, RB	1178	219	899	156	123	5.4
1993	June Henley, RB	1314	244	1127	53	134	5.4
1994	L.T. Levine, RB	984	135	803	31	15	7.3
1995	June Henley, RB	1270	195	766	312	192	6.5
1996	June Henley, RB	1773	336	1349	215	209	5.3
1997	Eric Vann, RB	910	209	796	114	0	4.4
1998	David Winbush, RB	1195	225	974	75	146	5.3
1999	Mitch Bowles, RB	897	119	444	50	403	7.3
2000	David Winbush, RB	1165	192	701	268	196	6.1
2001	Reggie Duncan, RB	783	185	739	44	0	4.0
2002	Clark Green, RB	1221	234	813	408	0	5.2
2003	Clark Green, RB	1452	249	968	464	20	5.8
2004	John Randle, RB	1065	193	540	274	251	5.5
2005	Clark Green, RB	948	178	664	219	65	5.3
2006	Jon Cornish, RB	1651	274	1457	194	0	6.0
2007	Brandon McAnderson, RB	1386	214	1125	213	48	6.5
2008	Dezmon Briscoe, WR	1644	102	18	1407	219	16.1
2009	Dezmon Briscoe, WR	1788	105	19	1337	432	17.0
2010	D.J. Beshears, WR/RB	1210	102	213	69	928	11.9
2011	D.J. Beshears, WR/RB	1587	108	64	437	1,086	10.1
2012	James Sims, RB	1181	232	1,013	168	0	5.1
2013	James Sims, RB	1276	255	1,110	166	0	5.0
2014	Corey Avery, RB	848	169	631	217	0	5.0
2015	Ryan Schadler, RB	850	53	100	0	750	14.2
2016	LaQuvionte Gonzalez, WR	1311	99	-9	850	591	13.2
2017	Steven Sims Jr., WR	1276	90	5	839	432	14.2
2018	Pooka Williams Jr., RB	<b>1660</b>	<b>205</b>	<b>1125</b>	<b>289</b>	<b>246</b>	<b>8.1</b>
2019	Pooka Williams Jr., RB	<b>1275</b>	<b>230</b>	<b>1061</b>	<b>214</b>	<b>0</b>	<b>5.5</b>

# SCORING RECORDS

## CAREER RECORDS

Total Points	No.	Years
1. Dan Eichloff (62 FGs, 116 PATs)	302	1990-93
2. Scott Webb (47 FGs, 159 PATs)	300	2004-07
3. June Henley (43 TDs)	258	1993-96
4. Bruce Kallmeyer (53 FGs, 74 PATs)	233	1980-83
5. Joe Garcia (40 FGs, 103 PATs)	223	1997-2000
6. James Sims (36 TDs)	216	2010-13
7. Jacob Branstetter (30 FGs, 118 PATs)	208	2008-10
8. Dezmon Briscoe (33 TDs)	198	2007-09
9. Jeff McCord (25 FGs, 104 PATs)	179	1994-96
10. Jake Sharp (29 TDs)	174	2006-09
11. Tony Sands (28 TDs)	168	1988-91
12. Matthew Wyman (29 FG, 68 PATs)	155	2013-16
12. Kerry Meier (24 FGs, 2 PATs)	148	2006-09
13. David Winbush (24 TDs)	144	1997-2000
14. Gabriel Rui (29 FGs, 51 PATs)	138	2017-18
Chip Hilleary (23 TDs)	138	1989-92
16. Mike Hubach (21 FGs, 72 PATs)	135	1976-79
17. Bill Bell (16 FGs, 78 PATs)	132	1967-69
18. Bill Whittemore (21 TDs)	126	2002-03
L.T. Levine (21 TDs)	126	1992-95
John Riggins (21 TDs)	126	1968-70

Touchdowns	No.	Years
1. June Henley	43	1993-96
2. Bobby Douglass	39	1966-68
3. James Sims	36	2010-13
4. Dezmon Briscoe	33	2007-09
5. Jake Sharp	29	2006-09
6. Tony Sands	28	1988-91
7. Kerry Meier	24	2006-09
David Winbush	24	1997-2000
9. Brandon McAnderson	23	2004-07
Chip Hilleary	23	1989-92
Laverne Smith	23	1973-76
12. Bill Whittemore	21	2002-03
L.T. Levine	21	1992-95
John Riggins	21	1968-70
15. Gale Sayers	20	1962-64

Most Games with a Touchdown		
24	June Henley	1993-96

## SEASON RECORDS

Total Points	No.	Year
1. Scott Webb*, Sr.	120	2007
2. June Henley, Sr.	108	1996
3. Bruce Kallmeyer*, Sr.	98	1983
4. Dezmon Briscoe, So.	90	2008
5. Dan Eichloff*, Jr.	86	1992
6. Dan Eichloff*, So.	85	1991
7. Chip Hilleary, Jr.	84	1991
John Riggins, Sr.	84	1970
Wade Stinson, Jr.	84	1950
10. Jeff Johnson*	83	1985

\* - Indicates place kicker

Touchdowns	No.	Year
1. June Henley, Sr.	18	1996
2. Brandon McAnderson, Sr.	16	2007
3. Dezmon Briscoe, So.	15	2008
4. Chip Hilleary, Jr.	14	1991
John Riggins, Sr.	14	1970
Wade Stinson, Jr.	14	1950
7. Jake Sharp, Jr.	13	2008
June Henley, Fr.	13	1993
Bud Laughlin, So.	13	1951
10. Maurice Douglas, Sr.	12	1992
Bobby Douglass, Sr.	12	1968
12. Dezmon Briscoe, Jr.	11	2009
Jon Cornish, Jr.	11	2005
Bill Whittemore, Jr.	11	2002
L.T. Levine, Jr.	11	1994
Tony Sands, So.	11	1989
Bud French, Sr.	11	1949

Most Games with a TD	No.	Year
1. Dezmon Briscoe, So.	10	2008
2. Maurice Douglas, Sr.	9	1992
Wade Stinson, Jr.	9	1950

## GAME RECORDS

Total Points	Pts.	Game, Date
1. James Sims, Fr.	24	vs. Colorado, 11-6-10
Jake Sharp, Jr.	24	vs. Kansas State, 11-1-08
Brandon McAnderson, Sr.	24	vs. Nebraska, 11-10-07
June Henley, Sr.	24	vs. TCU, 9-14-96
Tony Sands, Sr.	24	vs. Missouri, 11-23-91
Quintin Smith, Sr.	24	vs. Louisville, 9-9-89
Curtis McClinton, Sr.	24	vs. California, 11-18-61
Charlie Black	24	vs. Washington (Mo.), 11-10-23

Total Points by a Kicker	Pts.	Game, Date
1. Bruce Kallmeyer, Sr.	21	vs. Wichita State, 9-17-83

Touchdowns	No.	Game, Date
1. James Sims, Fr.	4	vs. Colorado, 11-6-10
Jake Sharp, Jr.	4	vs. Kansas State, 11-1-08
Brandon McAnderson, Sr.	4	vs. Nebraska, 11-10-07
Tony Sands, Sr.	4	vs. Missouri, 11-23-91
Quintin Smith, Sr.	4	vs. Louisville, 9-9-89
Curtis McClinton, Sr.	4	vs. California, 11-18-61
Charlie Black	4	vs. Washington (Mo.), 11-10-23

## YEARLY LEADERS

Year	Player	TD	PAT (1)	PAT (2)	FG	TP
1937	Clarence Douglass, FB	4	3-5	--	0-0	27
1938	Bill Bunsen, FB	4	0-0	--	0-0	24
1939	Milt Sullivan, RB	2	0-0	--	0-0	12
	Jake Fry, RB	2	0-0	--	0-0	12
1940	Ed Hall, RB	4	3-5	--	0-0	27
1941	Denzel Gibbens, RB	3	0-0	--	0-0	18
1942	Ed Linquist, RB	4	0-0	--	0-0	24
1943	Bob Carson, RB	4	1-1	--	0-0	25
1944	Charlie Moffatt, RB	7	1-1	--	0-0	43
1945	Leroy Robison	6	10-15	--	0-0	46
1946	Ray Evans, RB	7	0-0	--	0-0	42
1947	Forrest Griffith, RB	9	0-0	--	0-0	54
1948	Forrest Griffith, RB	6	1-2	--	0-0	37
1949	Bud French	11	0-0	--	0-0	66
1950	Wade Stinson, RB	14	0-0	--	0-0	84
1951	Bud Laughlin	13	0-0	--	0-0	78
1952	Bob Brandeberry	9	0-0	--	0-0	54
1953	Don Hess, RB	3	2-2	--	0-0	20
1954	John Anderson, FB	2	0-0	--	0-0	12
	Joe Held, E/RB	2	0-0	--	0-0	12
	Terry McIntosh, RB/QB	2	0-0	--	0-0	12
	Ralph Moody, RB	2	0-0	--	0-0	12
1955	John Francisco, RB	4	0-0	--	0-0	24
1956	Charlie McCue, RB	8	0-0	--	0-0	48
1957	Homer Floyd, RB	5	0-0	--	0-0	30
1958*	Homer Floyd, RB	4	0-0	1	0-0	26
1959	John Hadl, RB/QB	8	0-0	0	0-0	48
1960	Bert Coan, RB	9	0-0	0	0-0	54
1961	Curtis McClinton, FB	10	0-0	0	0-0	60
1962	Gale Sayers, RB	7	0-0	0	0-0	42
1963	Gale Sayers, RB	8	0-0	1	0-0	50
1964	Gale Sayers, RB	5	0-0	0	0-0	30
1965	Rick Abernethy, LB	4	0-0	0	0-0	24
	Bill Fenton, QB	4	0-0	0	0-0	24
1966	Thermus Butler, HB	3	0-0	0	1-1	21
1967	Bobby Douglass, QB	7	0-0	0	0-0	42
1968	Bobby Douglass, QB	12	0-0	0	0-0	72
1969	Bill Bell, K	0	17-19	0	5-14	32
1970	John Riggins, RB	14	0-0	0	0-0	84
1971	Steve Conley, RB	5	0-0	1	0-0	32
	John Schroll, TE	5	0-0	1	0-0	32
1972	Bruce Adams, WR	8	0-0	1	0-0	50
1973	Delvin Williams, RB	10	0-0	0	0-0	60
1974	Laverne Smith, RB	5	0-0	0	0-0	30
1975	Nolan Cromwell, QB	9	0-0	0	0-0	54
1976	Mike Hubach, K/P	0	28-30	0	7-14	49
1977	Mike Hubach, K/P	0	16-16	0	3-8	25
1978	Mike Hubach, K/P	0	10-10	0	4-12	22
1979	Mike Hubach, K/P	0	18-20	0	7-14	39
1980	Kerwin Bell, RB	8	0-0	0	0-0	48
1981	Bruce Kallmeyer, K	0	16-16	0	12-14	52
1982	Bruce Kallmeyer, K	0	14-14	0	10-14	44
1983	Bruce Kallmeyer, K	0	26-29	0	24-29	98
1984	Dodge Schwartzburg, K	0	21-22	0	15-18	66
1985	Jeff Johnson, K	0	29-32	0	18-25	83
1986	Arnold Snell, FB	5	0-0	0	0-0	30
1987	Louis Klemp, K	0	14-14	0	7-13	35
1988	Brad Fleeman, PK	0	22-23	0	7-9	43
1989	Tony Sands, RB	11	0-0	0	0-0	66
1990	Dan Eichloff, P/PK	0	22-22	0	15-21	67
1991	Dan Eichloff, P/PK	0	31-33	0	18-24	85
1992	Dan Eichloff, P/PK	0	38-38	0	16-20	86
1993	June Henley, RB	13	0-0	0	0-0	78
1994	L.T. Levine, RB	11	0-0	0	0-0	66
1995	Jeff McCord, K	0	33-36	0	9-12	60
1996	June Henley, RB	18	0-0	0	0-0	108
1997	Joe Garcia, K	0	18-20	0	11-14	51
1998	Joe Garcia, K	0	27-29	0	12-17	63
1999	Moran Norris, RB	9	0-0	0	0-0	54
2000	Joe Garcia, K	0	29-31	0	10-14	59
2001	Johnny Beck, PK	0	16-17	0	14-20	58
2002	Bill Whittemore, QB	11	0-0	0	0-0	66
2003	Bill Whittemore, QB	10	0-0	0	0-0	60
2004	John Randle, RB/DB	9	0-0	0	0-0	54
2005	Scott Webb, PK	0	27-29	0	14-19	69
2006	Scott Webb, PK	0	37-39	0	13-18	76
2007	Scott Webb, PK	0	66-67	0	18-26	120
2008	Dezmon Briscoe, WR	15	0-0	0	0-0	90
2009	Jacob Branstetter, PK	0	42-44	0	13-19	81
2010	James Sims, RB	10	0-0	0	0-0	60
2011	James Sims, RB	9	0-0	0	0-0	54
2012	James Sims, HB	10	0-0	0	0-0	60
2013	James Sims, HB	7	0-0	0	0-0	42
2014	Matthew Wyman, PK	0	25-27	0	9-15	52
2015	Ke'aun Kinner, RB	5	0-0	0	0-0	30
2016	Matthew Wyman, PK	0	26-26	0	13-19	65
2017	Gabriel Rui, PK	0	23-23	0	17-20	74
2018	Gabriel Rui, PK	0	28-28	0	12-17	64
2019	Liam Jones, PK	0	26-30	0	11-18	59

\* Two-point conversion rule adopted in 1958

# PLACE KICKING RECORDS

## CAREER RECORDS

Field Goal Attempts	No.	Years
1. Dan Eichloff	87	1990-93
2. Johnny Beck	69	2001-04
Bruce Kallmeyer	69	1980-83
4. Scott Webb	68	2004-07
5. Joe Garcia	63	1997-2000
6. Matthew Wyman	48	2013-16
Mike Hubach	48	1976-79
8. Jacob Branstetter	45	2008-10

Field Goals Made	M-A	Years
1. Dan Eichloff	62-87	1990-93
2. Bruce Kallmeyer	53-69	1980-83
3. Scott Webb	47-68	2004-07
4. Johnny Beck	40-69	2001-04
Joe Garcia	40-63	1997-2000
6. Jacob Branstetter	30-45	2008-10

### Field Goal Percentage (Min. 24 Attempts)

	Pct.	Years
1. Gabriel Rui	78.4 (29-37)	2017-18
2. Bruce Kallmeyer	77.9 (53-69)	1980-83
3. Dan Eichloff	71.3 (62-87)	1990-93
4. Scott Webb	69.1 (47-68)	2004-07
5. Jacob Branstetter	66.7 (30-45)	2008-10

PATs Attempted	M-A	Years
1. Scott Webb	159-164	2004-07
2. Jacob Branstetter	118-122	2008-10
3. Dan Eichloff	116-119	1990-93
4. Joe Garcia	103-111	1997-2000
5. Jeff McCord	104-109	1994-96

PATs Made	No.	Years
1. Scott Webb	159	2004-07
2. Jacob Branstetter	118	2008-10
3. Dan Eichloff	116	1990-93
4. Jeff McCord	104	1994-96
5. Joe Garcia	103	1997-2000
6. Bill Bell	78	1967-69
7. Bruce Kallmeyer	74	1980-83
8. Mike Hubach	72	1976-79

### PAT Percentage (min. 100 attempts)

	Pct.	Years
1. Dan Eichloff	97.5 (116-119)	1990-93
2. Scott Webb	97.0 (159-164)	2004-07
3. Jacob Branstetter	96.7 (112-122)	2008-10

Consecutive PATs Made	No.	Years
1. Dan Eichloff	60	1990-93

## SEASON RECORDS

Field Goals Attempted	M-A	Year
1. Bruce Kallmeyer, Sr.	24-29	1983
2. Scott Webb, Sr.	18-26	2007
3. Jeff Johnson, Jr.	18-25	1985
4. Dan Eichloff, So.	18-24	1991
5. Dan Eichloff, Fr.	15-21	1990
6. Gabriel Rui, Jr.	17-20	2017
Johnny Beck, Fr.	14-20	2001
Dan Eichloff, Jr.	16-20	1992
9. Matthew Wyman, Sr.	13-19	2016
Jacob Branstetter, Jr.	13-19	2009
Scott Webb, So.	14-19	2005

Field Goals Made	M-A	Year
1. Bruce Kallmeyer, Sr.	24-29	1983
2. Scott Webb, Sr.	18-26	2007
Dan Eichloff, So.	18-24	1991
Jeff Johnson, Jr.	18-25	1985
5. Gabriel Rui, Jr.	17-20	2017
6. Dan Eichloff, Jr.	16-20	1992
7. Dan Eichloff, Fr.	15-21	1990
Dodge Schwartzburg, Sr.	15-18	1984
9. Scott Webb, So.	14-19	2005
Johnny Beck, Fr.	14-20	2001

Field Goal Percentage	Pct.	Year
1. Bruce Kallmeyer, So.	85.7 (12-14)	1981
2. Gabriel Rui, Jr.	85.0 (17-20)	2017
3. D. Schwartzburg, Sr.	83.3 (15-18)	1984
4. Bruce Kallmeyer, Sr.	82.8 (24-29)	1983
5. Dan Eichloff, Jr.	80.0 (16-20)	1992

### Most Consecutive Field Goals Made

	No.	Year
1. Dodge Schwartzburg, Sr.	11	1984

PATs Attempted	M-A	Year
1. Scott Webb, Sr.	66-67	2007
2. Bill Bell, Jr.	48-53	1968
3. Jacob Branstetter, So.	51-52	2008
4. Jacob Branstetter, Jr.	42-44	2009
5. John Konek, Sr.	33-43	1952
6. Scott Webb, Jr.	37-39	2006
7. Dan Eichloff, Jr.	38-38	1992
8. Jeff McCord, Fr.	37-37	1994
Bill Rinehart, Jr.	25-37	1949
10. Bob Helmbacher, So.	32-34	1970

PATs Made	No.	Year
1. Scott Webb, Sr.	66	2007
2. Jacob Branstetter, So.	51	2008
3. Bill Bell, Jr.	48	1968
4. Jacob Branstetter, Jr.	42	2009
5. Dan Eichloff, Jr.	38	1992
6. Scott Webb, Jr.	37	2006
Jeff McCord, Fr.	37	1994
8. John Konek, So.	33	1952
9. Bob Helmbacher, So.	32	1970
10. Johnny Beck, Jr.	31	2003
Dan Eichloff, So.	31	1991

PAT Percentage	Pct.	Year
1. Gabriel Rui, Sr.	100.0 (28-28)	2018
Gabriel Rui, Jr.	100.0 (23-23)	2017
Matthew Wyman, Sr.	100.0 (26-26)	2016
Nick Prolago, Fr.	100.0 (14-14)	2012
Scott Webb, Fr.	100.0 (29-29)	2004
Jeff McCord, Fr.	100.0 (37-37)	1994
Dan Eichloff, Jr.	100.0 (38-38)	1992
8. Jacob Branstetter, So.	98.0 (51-52)	2008
9. Jacob Branstetter, Sr.	96.2 (25-26)	2010
Dan Eichloff, Sr.	96.2 (25-26)	1993

Consecutive PATs Made	No.	Year
1. Jacob Branstetter, So.	49	2008
2. Scott Webb, Sr.	44	2007
3. Dan Eichloff, Jr.	38	1992
4. Jeff McCord, Fr.	37	1994

## GAME RECORDS

Field Goals Made	No.	Game, Date
1. Bruce Kallmeyer, Sr.	5	vs. Wichita State, 9-17-83
Bruce Kallmeyer, Sr.	5	vs. Nebraska, 10-31-81
3. Scott Webb, Jr.	4	vs. Kansas St., 11-18-06
Johnny Beck, Jr.	4	vs. UNLV, 9-6-03
Johnny Beck, Fr.	4	vs. Texas Tech, 10-6-01
Dan Eichloff, Sr.	4	vs. W. Carolina, 9-4-93
Dan Eichloff, Jr.	4	vs. Oklahoma St., 11-2-92
Dan Eichloff, Jr.	4	vs. Tulsa, 9-19-92
Dodge Schwartzburg, Sr.	4	vs. Oklahoma, 10-27-84
Bruce Kallmeyer, Sr.	4	vs. USC, 9-24-83
Dennis Kerbel, Fr.	4	vs. Oregon St., 9-27-75

Longest Field Goal	Yds.	Game, Date
1. Dan Eichloff, Jr.	61	vs. Ball State, 9-12-92
2. Johnny Beck, Fr.	59	at Colorado, 9-22-01
3. Dan Eichloff, Fr.	58	vs. Kansas St., 10-27-90
4. Jacob Branstetter, Jr.	57	vs. Oklahoma, 9-24-09
Bruce Kallmeyer, Sr.	57	at Iowa State, 10-8-83
6. Dan Eichloff, Jr.	55	vs. Ball State, 9-12-92
7. Gabriel Rui, Sr.	54	vs. Nicholls, 9-1-18
Brad Fleeman, Jr.	54	vs. Kansas St., 11-5-88
Jeff Johnson, Jr.	54	at Oklahoma, 11-2-85
Bruce Kallmeyer, Sr.	54	vs. Missouri, 11-19-83
11. Jeff Johnson, Jr.	53	vs. Indiana St. 9-21-85
Mike Hubach, Sr.	53	vs. Oklahoma St., 10-27-79
13. Matthew Wyman, Fr.	52	vs. LA Tech, 9-21-13
Johnny Beck, Fr.	52	vs. UCLA, 9-8-01
Joe Garcia, Sr.	52	vs. Colorado, 10-21-00
Dan Eichloff, Sr.	52	at Michigan St., 9-11-93
Bruce Kallmeyer, Jr.	52	at Oklahoma St., 10-9-82
Mike Hubach, Sr.	52	vs. Colorado, 11-17-79

PATs Attempted	No.	Game, Date
1. Scott Webb, Sr.	11	vs. Nebraska, 11-3-07
2. Bill Bell, Jr.	10	vs. New Mexico, 10-5-68
3. Scott Webb, Fr.	9	vs. Toledo, 9-11-04
4. Jeff McCord, Fr.	8	vs. UAB, 9-24-94
Dan Eichloff, Jr.	8	vs. Ball State, 9-12-92
Bill Weidlein	8	vs. St. Mary's, 10-5-1912
7. Gabriel Rui, Sr.	7	vs. Rutgers, 9-15-18
Matthew Wyman, Sr.	7	vs. Rhode Island, 9-3-16
Jacob Branstetter, So.	7	vs. Kansas State, 11-1-08
Scott Webb, Sr.	7	vs. SELA, 9-8-07
Scott Webb, Jr.	7	vs. NW State, 9-2-06
Joe Garcia, So.	7	vs. Illinois State, 9-19-98
Bill Rinehart, Jr.	7	vs. Oklahoma, 10-22-49

PATs Made	No.	Game, Date
1. Scott Webb, Sr.	10	vs. Nebraska, 11-3-07
2. Scott Webb, Fr.	9	vs. Toledo, 9-11-04
3. Jeff McCord, Fr.	8	vs. UAB, 9-24-94
Dan Eichloff, Jr.	8	vs. Ball State, 9-12-92
Bill Bell, Jr.	8	vs. New Mexico, 10-5-68
Bill Weidlein, Jr.	8	vs. St. Mary's, 10-5-1912
7. Gabriel Rui, Sr.	7	vs. Rutgers, 9-15-18
Matthew Wyman, Sr.	7	vs. Rhode Island, 9-3-16
Jacob Branstetter, So.	7	vs. Kansas State, 11-1-08
Scott Webb, Jr.	7	vs. NW State, 9-2-06
Joe Garcia, So.	7	vs. Illinois State, 9-19-98



# PUNTING RECORDS

## CAREER RECORDS

Punts	No.	Years
1. Mike Hubach	259	1976-79
2. Kyle Tucker	228	2004-07
3. Bucky Scribner	217	1980-82
Marc Harris	217	1971-73
5. Dan Eichloff	207	1990-93
6. Alonso Rojas	174	2008-10
7. Trevor Pardula	167	2013-14
8. Cole Moos	156	2016-17
9. Joey Pelfanio	137	1999-2000
Dean Royal	137	1996-97

Punting Yardage	Yards	Years
1. Mike Hubach	10,618	1976-79
2. Bucky Scribner	9,670	1980-82
3. Kyle Tucker	9,222	2004-07
4. Dan Eichloff	8,631	1990-93
5. Marc Harris	7,881	1971-73
6. Trevor Pardula	7,341	2013-14
7. Alonso Rojas	7,223	2008-10
8. Cole Moos	6,276	2016-17
9. Joey Pelfanio	6,005	1999-2000
10. Kyle Thompson	5,671	2017-Pres.

Punting Average (Min. 75 punts)	Avg.	Years
1. Bucky Scribner	44.6	1980-82
2. Trevor Pardula	44.0	2013-14
3. Kyle Thompson	43.6	2017-Pres.
4. Ted Rohde	42.6	1954-56
5. Ron Doherty	41.7	2010-12
Darrin Simmons	41.7	1994-95
Dan Eichloff	41.7	1990-93
B.J. Lohsen	41.7	1988-89
9. Alonso Rojas	41.5	2008-10

## SEASON RECORDS

Punts	No.	Year
1. Trevor Pardula, Jr.	84	2013
2. Cole Moos, Sr.	83	2017
Trevor Pardula, Sr.	83	2014
4. Curtis Ansel, Jr.	82	2002
5. Mike Hubach, So.	80	1977
6. Dean Royal, Sr.	79	1997
7. Bucky Scribner, Jr.	76	1981
Mike Hubach, Jr.	76	1978
Marc Harris, So.	76	1971
10. Bucky Scribner, Sr.	75	1982
Marc Harris, Jr.	75	1972

Punting Yardage	Yards	Year
1. Trevor Pardula, Sr.	3,673	2014
2. Trevor Pardula, Jr.	3,668	2013
3. Bucky Scribner, Sr.	3,478	1982
4. Curtis Ansel, Jr.	3,459	2002
5. Dean Royal, Sr.	3,435	1997
6. Cole Moos, Sr.	3,287	2017
7. Bucky Scribner, Jr.	3,283	1981
8. Mike Hubach, So.	3,245	1977
9. Mike Hubach, Jr.	3,146	1978
10. Kyle Thompson, So.	3,133	2018

## Punting Average (Min. 35 punts)

	Avg.	Year
1. Bucky Scribner, Sr.	45.8	1982
2. John Hadl, So.	45.6	1959
3. Kyle Thompson, Jr.	44.5	2019
4. Trevor Pardula, Sr.	44.3	2014
5. Bucky Scribner, So.	44.1	1980
6. Darrin Simmons, Sr.	43.8	1995
Bucky Scribner, Jr.	43.8	1981
8. Trevor Pardula, Jr.	43.7	2013
9. Dean Royal, Sr.	43.5	1997
10. Kyle Thompson, So.	43.3	2018

## GAME RECORDS

Punts	No.	Game, Date
1. David Harris, Jr.	15	vs. Nebraska, 10-21-72
2. Trevor Pardula, Sr.	14	at West Virginia, 10-4-14
3. Cole Moos, Sr.	13	at Iowa State, 1-14-18
4. Matthew Wyman, Jr.	12	vs. West Virginia, 11-21-15
Dean Royal, Sr.	12	vs. Nebraska, 10-25-97
Rob Dickerson, Jr.	12	vs. Nebraska, 11-16-85
7. Cole Moos, Sr.	11	at TCU, 10-21-18
Trevor Pardula, Sr.	11	at Oklahoma, 11-22-14
Trevor Pardula, Jr.	11	vs. Baylor, 10-21-13
Ron Doherty, So.	11	vs. Oklahoma, 10-15-11
Kyle Tucker, So.	11	vs. Texas, 11-12-05
Chris Tyrrell, Fr.	11	vs. Oklahoma, 10-13-01
Rich Reith, Sr.	11	vs. Auburn, 9-12-87
John Brehm, So.	11	vs. Oklahoma St., 10-25-86
Bucky Scribner, Jr.	11	vs. Missouri, 11-21-81
Bucky Scribner, Jr.	11	vs. Oklahoma, 10-17-81
Bucky Scribner, Jr.	11	vs. Kentucky, 9-19-81
Mike Hubach, Jr.	11	vs. Washington, 9-16-78
Bob Swift, Jr.	11	vs. Oklahoma, 11-16-74
Marc Harris, Sr.	11	vs. Washington St., 9-15-73
Marc Harris, So.	11	vs. Florida State, 9-25-71

Punting Yardage	Yards	Game, Date
1. Trevor Pardula, Sr.	621	at West Virginia, 10-4-14
2. Dean Royal, Sr.	535	vs. Nebraska, 10-25-97
3. Trevor Pardula, Jr.	515	vs. Baylor, 10-21-13
4. Marc Harris, Jr.	497	vs. Nebraska, 10-21-72
5. Cole Moos, Sr.	495	at Iowa State, 10-14-17

Punting Average (Min. 5 punts)	Avg.	Game, Date
1. Trevor Pardula, Jr.	57.6	vs. LA Tech, 9-21-13
(5 for 288 yards)		

Punting Average (Min. 8 punts)		
1. Trevor Pardula, Sr.	51.8	at Duke, 9-4-14
(8 for 414 yards)		

Longest Punt	Yds.	Game, Date
1. John Hadl, So.	94	vs. Oklahoma, 10-24-59
2. Ted Rohde, Jr.	84	vs. Iowa State, 10-8-55
3. Curtis Ansel, Jr.	83	at Baylor, 10-5-02
Mike Hubach, Sr.	83	vs. Iowa State, 10-20-79
5. Cole Moos, Jr.	82	at Baylor, 10-15-16
Curtis Ansel, Jr.	82	at UNLV, 9-7-02
Dean Royal, Sr.	82	vs. Missouri, 9-13-97
8. B.J. Lohsen, Sr.	79	vs. Oklahoma St., 11-4-89
9. Trevor Pardula, Jr.	78	vs. LA Tech, 9-21-13
Rich Reith, Jr.	78	vs. Kansas State, 10-18-86
11. Kyle Thompson, So.	76	vs. Texas, 11-23-18

## YEARLY LEADERS

Year	Player	No.	Avg.
1937	Max Replogle	44	37.5
1938	Ralph Miller	17	40.3
1939	Frank Bukaty	42	40.3
1940	Don Pollom	26	32.0
1941	Ralph Miller	47	39.1
1942	Hoyt Baker	30	35.9
1943	Don Barrington	45	28.1
1944	Leroy Robison	30	36.0
1945	Frank Pattee	20	32.3
1946	Frank Pattee	44	33.1
1947	Tom Scott	13	35.0
1948	Dolph Simons, Fr.	34	36.9
1949	Bill Mace, Fr.	34	38.1
1950	Dolph Simons, Jr.	32	41.1
1951	George Mrkoncic, Jr.	42	35.3
1952	Gil Reich, Sr.	26	35.6
1953	Ralph Moody, So.	34	37.9
1954	Ted Rohde, So.	29	43.7
1955	Ted Rohde, Jr.	20	42.3
1956	Ted Rohde, Sr.	26	41.6
1957	Jim Letcavits, Sr.	48	36.6
1958	Doyle Schick, So.	16	39.9
1959	John Hadl, So.	43	45.6
1960	John Hadl, Jr.	43	40.5
1961	John Hadl, Sr.	50	36.1
1962	Tony Leiker, Jr.	49	39.2
1963	Tony Leiker, Sr.	30	39.7
1964	Mike Johnson, Jr.	15	39.7
1965	Bill Lynch	46	41.5
1966	Dave Morgan, So.	46	42.4
1967	Dave Morgan, Jr.	22	39.2
1968	Bill Bell, Jr.	41	41.9
1969	Bill Bell, Sr.	65	36.5
1970	Keith Lieppman, Sr.	75	40.4
1971	Marc Harris, So.	76	37.5
1972	Marc Harris, Jr.	75	33.9
1973	Marc Harris, Sr.	66	37.7
1974	Bob Swift, Jr.	58	38.1
1975	John O'Rear, Sr.	50	38.0
1976	Mike Hubach, Fr.	34	38.0
1977	Mike Hubach, So.	80	40.6
1978	Mike Hubach, Jr.	76	41.4
1979	Mike Hubach, Sr.	69	42.5
1980	Bucky Scribner, So.	66	44.1
1981	Bucky Scribner, Jr.	76	42.8
1982	Bucky Scribner, Sr.	75	45.8
1983	Clint Colburn, Fr.	47	37.3
1984	Tom Becker, Fr.	50	37.3
1985	Rob Dickerson, Jr.	69	41.1
1986	Rich Rieth, Jr.	69	39.1
1987	John Brehm, Jr.	15	41.7
1988	B.J. Lohsen, Jr.	55	41.0
1989	B.J. Lohsen, Sr.	48	42.5
1990	Dan Eichloff, Fr.	39	42.6
1991	Dan Eichloff, So.	54	42.3
1992	Dan Eichloff, Jr.	55	40.6
1993	Dan Eichloff, Sr.	59	41.5
1994	Darrin Simmons, Jr.	41	39.1
1995	Darrin Simmons, Sr.	51	43.8
1996	Dean Royal, Jr.	58	38.4
1997	Dean Royal, Sr.	79	43.5
1998	Matt Tyler, Fr.	63	37.1
1999	Joey Pelfanio, Jr.	72	43.0
2000	Joey Pelfanio, Sr.	65	38.5
2001	Chris Tyrrell, Fr.	53	40.5
2002	Curtis Ansel, Jr.	82	42.2
2003	Curtis Ansel, Sr.	47	41.2
2004	Kyle Tucker, Fr.	58	40.1
2005	Kyle Tucker, So.	66	42.9
2006	Kyle Tucker, Jr.	58	39.2
2007	Kyle Tucker, Sr.	46	38.9
2008	Alonso Rojas, So.	58	40.7
2009	Alonso Rojas, Jr.	52	41.4
2010	Alonso Rojas, Sr.	64	42.4
2011	Ron Doherty, So.	64	42.8
2012	Ron Doherty, Jr.	56	40.5
2013	Trevor Pardula, Jr.	84	43.7
2014	Trevor Pardula, Sr.	83	44.3
2015	Matthew Wyman, Jr.	53	41.5
2016	Cole Moos, Jr.	73	41.4
2017	Cole Moos, Sr.	83	39.6
2018	Kyle Thompson, So.	69	43.3
2019	Kyle Thompson, Jr.	57	44.5

# KICK RETURN RECORDS



**MARCUS HERFORD** - Ranks second in career kick returns (88) and kick return yards (2,075), behind a standout 2007 campaign that saw him return kicks for 888 yards and two touchdowns. Herford is just one of two Jayhawks to cross the 2,000 career return yards plateau.

## CAREER RECORDS

Kick Returns	No.	Years
1. D.J. Beshears	94	2008-12
2. Marcus Herford	88	2005-08
3. Greg Heaggans	80	2002-05
4. JaCorey Shepherd	61	2011-14
5. Ryan Schadler	59	2015, 2017-18

Kick Return Yards	Yards	Years
1. D.J. Beshears	2,123	2009-12
2. Marcus Herford	2,075	2005-08
3. Greg Heaggans	1,885	2002-05
4. Ryan Schadler	1,336	2015, 2017-18
5. JaCorey Shepherd	1,320	2011-14

### Kick Return Average (Min. 25 Returns)

25.7	Charlie Hoag (26 for 669)	1950-52
------	---------------------------	---------

### (Min. 50 Returns)

23.6	Marcus Herford (88 for 2,075)	2005-08
23.6	Greg Heaggans (80 for 1,885)	2002-04

## SEASON RECORDS

Kick Returns	No.	Year
1. D.J. Beshears, Jr.	49	2011
2. JaCorey Shepherd, Sr.	37	2014
3. D.J. Beshears, So.	36	2010
4. Ryan Schadler, RFr.	33	2015
5. Marcus Herford, Jr.	31	2007

Kick Return Yards	Yards	Year
1. D.J. Beshears, Jr.	1,014	2011
2. D.J. Beshears, So.	922	2010
3. Marcus Herford, Jr.	888	2007
4. JaCorey Shepherd, Sr.	773	2014
5. Marcus Herford, So.	757	2006

### Kick Return Average (Min. 10)

29.6	John Hadl (10 for 296)	1959
------	------------------------	------

### (Min. 15)

26.3	Ashaundai Smith (17 for 448)	1994
------	------------------------------	------

### (Min. 25)

28.6	Marcus Herford (31 for 888)	2007
------	-----------------------------	------

## GAME RECORDS

Kick Returns	No.	Game, Date
1. JaCorey Shepherd, Sr.	8	at Baylor, 11-1-14
2. D.J. Beshears, Jr.	7	vs. Oklahoma, 10-15-11
D.J. Beshears, Jr.	7	vs. N. Illinois, 9-10-11
Dezmon Briscoe, So.	7	vs. Missouri, 11-29-08
5. Ryan Schadler, Jr.	6	at Oklahoma St., 11-25-17
Steven Sims Jr., Jr.	6	vs. Baylor, 11-4-17
LaQuionte Gonzalez, Jr.	6	at West Virginia, 11-5-16
LaQuionte Gonzalez, Jr.	6	vs. Ohio, 9-10-16
Ryan Schadler, RFr.	6	vs. Kansas State, 11-28-15
JaCorey Shepherd, Sr.	6	vs. TCU, 11-15-14
D.J. Beshears, Jr.	6	vs. Texas Tech, 10-1-11
Marcus Herford, Sr.	6	vs. Nebraska, 11-8-08
Marcus Herford, Jr.	6	vs. Nebraska, 11-3-07
Marcus Herford, So.	6	vs. Missouri, 11-25-06

### Kick Return Yards

	No.-Yards	Game, Date
1. Marcus Herford, Jr.	6-203	vs. Nebraska, 11-3-07
2. LaQuionte Gonzalez, Jr.	6-201	vs. Ohio, 9-10-16
3. D.J. Beshears, Jr.	7-197	vs. No. Illinois, 9-10-11
4. Dezmon Briscoe, So.	7-195	vs. Missouri, 11-29-08
Greg Heaggans, So.	4-195	vs. Missouri St., 9-14-02
6. JaCorey Shepherd, Jr.	5-169	vs. Oklahoma St., 11-9-13

### Longest Kick Returns

	Yards	Game, Date
1. Art Pooler	108	vs. Oklahoma, 10-21-1905
2. Greg Heaggans, So.	100	vs. Missouri State, 9-14-02
Eric Vann, Jr.	100	vs. Oklahoma, 10-5-96
June Henley, Fr.	100	vs. Colorado, 11-13-93
5. LaQuionte Gonzalez, Jr.	99	vs. Ohio, 9-10-16
6. Dezmon Briscoe, Jr.	98	vs. Texas, 11-21-09
7. Carl Nesmith, Jr.	97*	vs. Colorado, 9-18-99
John Hadl, So.	97	vs. Syracuse, 9-26-59
9. Vince O'Neil, So.	96	vs. Nebraska, 10-17-70
10. Ashaundai Smith, Jr.	93	vs. UAB, 9-24-94
Gale Sayers, Sr.	93	vs. Oklahoma, 10-17-64

\*- Did not score

## YEARLY LEADERS

Year	Player	No.	Yds.	Avg.
1948	Forrest Griffith, Jr.	7	159	22.7
1949	Forrest Griffith, Sr.	12	280	23.3
1950	Charlie Hoag, So.	11	259	23.5
1951	Charlie Hoag, Jr.	10	278	27.8
1952	Charlie Hoag, Sr.	5	132	26.4
1953	Don Hess, Jr.	6	220	36.7
1954	Terry McIntosh, So.	9	172	19.1
1955	Bev Buller, Sr.	9	126	14.0
1956	Homer Floyd, So.	11	261	23.7
1957	Homer Floyd, Jr.	12	260	21.7
1958	Homer Floyd, Sr.	9	212	23.6
1959	John Hadl, So.	10	296	29.6
1960	John Hadl, Jr.	4	87	21.8
1961	John Hadl, Sr.	8	165	20.6
1962	Gale Sayers, So.	6	141	23.5
1963	Gale Sayers, Jr.	9	184	20.4
1964	Gale Sayers, Sr.	7	195	27.8
1965	Mike Johnson, Sr.	10	156	15.6
1966	Donnie Shanklin, So.	20	387	19.4
1967	Junior Riggins, Jr.	14	285	20.4
1968	Donnie Shanklin, Sr.	13	217	16.7
1969	Steve Conley, So.	15	279	18.6
1970	Ron Jessie, Sr.	21	494	23.5
1971	Steve Conley, Sr.	12	212	17.7
1972	Delvin Williams, Jr.	15	257	17.1
1973	Laverne Smith, Fr.	10	117	11.7
1974	Eddie Lewis, Jr.	10	180	18.0
1975	Eric Franklin, Fr.	16	369	23.1
1976	Mike Higgins, Fr.	11	214	19.5
1977	Jimmy Little, So.	11	179	16.3
1978	Mike Higgins, Jr.	12	263	21.9
1979	Wayne Capers, Fr.	11	201	18.3
1980	Wayne Capers, So.	6	124	20.7
1981	Bobby Johnson, Jr.	13	234	21.3
1982	Darren Green, Jr.	12	276	23.0
1983	Darren Green, Sr.	13	254	19.5
1984	Milt Garner, Fr.	19	380	20.0
1985	Udra Lofton, So.	8	83	10.4
1986	Scott Shriner, Jr.	15	282	18.8
1987	Frank Hatchett, Fr.	17	293	17.2
1988	Arnold Snell, Sr.	24	531	22.1
1989	Maurice Douglas, So.	17	326	19.2
1990	Maurice Douglas, Jr.	21	422	20.1
1991	George White, So.	15	263	17.5
1992	George White, Jr.	15	330	22.0
1993	Dorian Brew, So.	11	250	22.8
1994	Ashaundai Smith, Jr.	17	448	26.4
1995	Ashaundai Smith, Sr.	15	340	22.7
1996	Eric Vann, Jr.	18	451	25.1
1997	David Winbush, Fr.	21	455	21.7
1998	Mitch Bowles, Jr.	16	377	23.6
1999	Carl Nesmith, Jr.	21	484	23.0
2000	David Winbush, Sr.	9	196	21.8
2001	Termaine Fulton, Sr.	15	331	22.4
2002	Greg Heaggans, So.	28	691	24.7
2003	Greg Heaggans, Jr.	28	665	23.8
2004	Greg Heaggans, Sr.	15	359	23.9
2005	Kenneth Thompson, Jr.	11	246	22.4
2006	Marcus Herford, So.	29	757	26.1
2007	Marcus Herford, Jr.	31	888	28.6
2008	Marcus Herford, Sr.	28	430	15.4
2009	Dezmon Briscoe, Jr.	19	432	22.7
2010	D.J. Beshears, So.	36	922	25.6
2011	D.J. Beshears, Jr.	49	1,014	20.7
2012	Tre' Parmalee, Fr.	13	260	20.0
2013	JaCorey Shepherd, Jr.	24	547	22.8
2014	JaCorey Shepherd, Sr.	37	773	20.9
2015	Ryan Schadler, RFr.	33	750	22.7
2016	LaQuionte Gonzalez, Jr.	28	601	21.5
2017	Ryan Schadler, Jr.	25	562	22.5
2018	Pooka Williams Jr., Fr.	11	246	22.4
2019	Jamahl Horne, Fr.	20	442	22.1



# PUNT RETURN RECORDS



**CHARLES GORDON** - Holds a number of career and season punt return records, recording a career-best 96 punt returns from 2002-05, while recording 999 return yards in his career.

## CAREER RECORDS

Punt Returns	No.	Years
1. Charles Gordon	96	2002-05
2. Bruce Adams	69	1972-74
3. Donnie Shanklin	57	1966-68
4. Daymond Patterson	56	2008-12

Punt Return Yards	Yards	Years
1. Charles Gordon	999	2002-05
2. Donnie Shanklin	606	1966-68
3. Bud French	600	1946-49

Punt Return Average	Avg.	Years
(Min. 15)		
Ralph Moody	19.5 (15-293)	1953-55
(Min. 18)		
Isaac Byrd	14.6 (18-262)	1995-96

Punt Return Touchdowns	No.	Years
1. Donnie Shanklin	3	1966-68

## SEASON RECORDS

Punt Returns	No.	Year
1. Charles Gordon, Sr.	41	2005
2. Dutch Lonborg, Sr.	32	1920
3. Charles Gordon, Jr.	29	2004
4. LeRoy Irvin, Sr.	27	1979
Bruce Adams, Sr.	27	1974
6. Charles Gordon, So.	26	2003

Punt Return Yards	Yards	Year
1. Charles Gordon, Sr.	398	2005
2. Charles Gordon, So.	341	2003
3. Gil Reich, Sr.	327	1952
4. LeRoy Irvin, Sr.	321	1979

Punt Return Average	Avg.	Year
(Min. 10)		
Isaac Byrd, Sr.	19.5 (11-214)	1996
(Min. 15)		
Gil Reich, Sr.	17.2 (19-327)	1952

## Punt Return Touchdowns

	No.	Year
1. Milt Garner, Jr.	2	1986
LeRoy Irvin, Sr.	2	1979
Gil Reich, Sr.	2	1952

## GAME RECORDS

Punt Returns	No.	Game, Date
1. Dutch Lonborg, Sr.	13	vs. Drake, 10-16-20

Punt Return Yards	Yards	Game, Date
1. Dutch Lonborg, Sr.	277	vs. Drake, 10-16-20
2. Donnie Shanklin, Sr.	139	vs. Indiana, 9-28-68

Punt Return Average	Avg.	Game, Date
(Min. 4)		
Donnie Shanklin, Sr.	34.8 (4-139)	vs. Indiana, 1968

Punt Return Touchdowns	No.
1. Several times	1

(Most recent: Nick Harwell at West Virginia, 10-4-14)

## Longest Punt Return

	Yards	Game, Date
1. Isaac Byrd, Sr.	94	vs. Oklahoma, 10-5-96
2. Bob Marshall, Jr.	90	vs. Oklahoma St., 10-26-56
3. Lee Hawkins, Sr.	88	vs. Iowa State, 10-23-71
4. Brian Murph, So.	85	vs. Houston, 12-23-05
5. Charles Gordon, So.	82*	vs. UNLV, 9-6-03
Ralph Moody, Jr.	82	vs. UCLA, 9-25-54
7. Harrison Hill, Fr.	81	vs. UAB, 9-26-98
Dorian Brew, Jr.	81	vs. UAB, 9-24-94
9. Henri Childs, Fr.	79	vs. Missouri, 9-12-98
10. Dick Blowey, Jr.	78*	vs. SMU, 10-23-54

\* - Did not score

## YEARLY LEADERS

Year	Player	No.	Yds.	Avg.
1948	Bud French, Jr.	25	307	12.3
1949	Bud French, Sr.	21	293	13.9
1950	Marion Wells, Jr.	12	193	16.1
1951	Marion Wells, Sr.	14	148	10.6
1952	Gil Reich, Sr.	19	327	17.2
1953	Don Hess, Jr.	7	83	11.9
1954	Ralph Moody, Jr.	9	150	16.7
1955	Ralph Moody, Sr.	3	64	21.3
1956	Bob Marshall, Jr.	6	124	20.7
1957	Larry Carrier, Jr.	6	73	12.2
1958	Homer Floyd, Sr.	14	130	9.3
1959	John Hadl, So.	10	81	8.1
1960	Roger McFarland, So.	15	134	8.9
1961	John Hadl, Sr.	17	191	11.2
1962	Ron Oelschlagel, So.	9	113	12.6
1963	Gale Sayers, Jr.	5	130	26.0
1964	Gale Sayers, Sr.	15	138	9.2
1965	Charlie Hess, Sr.	19	46	2.4
1966	Donnie Shanklin, So.	17	212	12.5
1967	Donnie Shanklin, Jr.	25	271	10.8
1968	Donnie Shanklin, Sr.	15	213	14.2
1969	Steve Conley, So.	13	120	9.2
1970	Steve Conley, Jr.	18	155	8.6
1971	Lee Hawkins, Sr.	11	151	13.7
1972	Bruce Adams, So.	16	123	7.7
1973	Bruce Adams, Jr.	26	292	11.2
1974	Bruce Adams, Sr.	27	132	4.9
1975	Eddie Lewis, Sr.	11	32	2.9
1976	Skip Sharp, Sr.	24	173	7.2
1977	Jimmy Little, So.	24	142	5.9
1978	Jimmy Little, Jr.	11	95	8.6
1979	LeRoy Irvin, Sr.	27	321	11.9
1980	Dan Wagoner, Jr.	12	25	2.1
1981	Dan Wagoner, Sr.	11	43	3.9
1982	Darren Green, So.	21	194	9.2
1983	Darren Green, Jr.	8	89	11.1
1984	C.J. Eanes, Fr.	13	83	6.3
1985	C.J. Eanes, So.	26	194	7.5
1986	Milt Garner, Jr.	14	193	13.8
1987	Milt Garner, Sr.	13	134	10.3
1988	Tim Hill, Fr.	4	12	3.0
1989	Matt Gay, Fr.	10	66	6.6
1990	Charley Bowen, So.	9	86	9.6
1991	Matt Gay, Jr.	15	182	12.1
1992	Charley Bowen, Sr.	17	122	7.2
1993	Dorian Brew, So.	7	97	13.9
1994	Dorian Brew, Jr.	12	152	12.7
1995	Isaac Byrd, Jr.	7	48	6.6
1996	Isaac Byrd, Sr.	11	214	19.5
1997	Tony Blevins, Sr.	24	122	5.1
1998	Henri Childs, Fr.	15	166	11.1
1999	Henri Childs, So.	20	226	11.3
2000	Roger Ross, Jr.	23	189	8.2
2001	Roger Ross, Sr.	25	269	10.8
2002	Remuise Johnson, Jr.	19	124	6.5
2003	Charles Gordon, So.	26	341	13.1
2004	Charles Gordon, Jr.	29	260	9.0
2005	Charles Gordon, Sr.	41	398	9.7
2006	Jonathan Lamb, Sr.	15	165	11.0
2007	Raimond Pendleton, So.	14	170	12.1
2008	Daymond Patterson, Fr.	22	243	11.0
2009	Daymond Patterson, So.	21	168	8.0
2010	Daymond Patterson, Jr.	13	49	3.8
2011	D.J. Beshears, Jr.	10	72	7.2
2012	Daymond Patterson, Sr.	6	45	7.5
2013	Connor Embree, Jr.	16	182	11.4
2014	Nick Harwell, Sr.	8	155	19.4
2015	Tre' Parmalee, Sr.	10	28	2.8
2016	LaQuionte Gonzalez, Jr.	6	-10	-1.7
2017	Steven Sims Jr., Jr.	12	77	6.4
2018	Kwamie Lassiter II, Jr.	14	79	5.6
2019	Kenny Logan, Fr.	5	28	5.6



# TACKLE RECORDS

## CAREER RECORDS

<b>Tackles By a Lineman</b>	<b>No.</b>	<b>Years</b>
1. Eldridge Avery	268	1983, 85-87
2. Gregg Smith	256	1977-78, 80-81
3. Mike Butler	208	1973-77
4. John Zook	202	1966-68

<b>Tackles By a Linebacker</b>	<b>No.</b>	<b>Years</b>
1. Willie Pless	633	1982-85
2. Nick Reid	416	2002-05
3. Rick Bredesen	403	1984-87
4. Joe Dineen Jr.	386	2015-18
5. Kyle McNorton	381	1978-81

<b>Tackles By a Defensive Back</b>	<b>No.</b>	<b>Years</b>
1. LeRoy Irvin	347	1976-79
2. Darrell Stuckey	295	2006-09
3. Chris Harris	290	2007-10

<b>Tackles for a Loss</b>	<b>No.</b>	<b>Years</b>
1. Joe Dineen Jr.	45.5	2015-18
2. Daniel Wise	44.0	2015-18
3. Willie Pless	41.0	1982-85
4. Nick Reid	40.0	2002-05
Jim Zidd	40.0	1977-79
6. Ben Heeney	35.5	2011-14
7. Algie Atkinson	35.0	1998-2001
8. Dorance Armstrong Jr.	34.0	2015-17
9. Jake Laptad	33.5	2007-10
10. Mike Butler	33.0	1973-76

<b>Quarterback Sacks</b>	<b>No.</b>	<b>Years</b>
1. Algie Atkinson	24.0	1998-2001
2. Jake Laptad	21.0	2007-10
3. Ron Warner	20.5	1996-97
4. Brandon Perkins	20.0	2002-05
Phil Forte	20.0	1983-86
6. Daniel Wise	18.5	2015-18
7. Nate Dwyer	17.0	1998-2001
Dana Stubblefield	17.0	1990-92
9. Kyle Moore	15.5	1990-92
10. Dorance Armstrong Jr.	15.0	2015-17
David McMillan	15.0	2001-04

## SEASON RECORDS

<b>Total Tackles</b>	<b>No.</b>	<b>Year</b>
1. Willie Pless, Jr.	206	1984
2. Willie Pless, Sr.	191	1985
3. Willie Pless, So.	188	1983
4. Curtis Moore, So.	170	1988
5. Steve Towle, Sr.	155	1974
6. Joe Dineen Jr., Sr.	147	2018
Darnell Williams, Fr.	147	1983
8. Roger Robben, So.	146	1989
9. Joe Dineen Jr., R.Jr.	137	2017
10. Nick Reid, So.	133	2003
11. Kyle McNorton, Sr.	132	1981
Kyle McNorton, Jr.	132	1980

<b>Tackles By a Lineman</b>	<b>No.</b>	<b>Year</b>
1. Michael Lemon, Sr.	106	1974
2. Jeffrey Fox, Sr.	102	1980
3. Gregg Smith, Jr.	91	1980
Dean Zook, Jr.	91	1973

<b>Tackles By a Linebacker</b>	<b>No.</b>	<b>Year</b>
1. Willie Pless, Jr.	206	1984
2. Willie Pless, Sr.	191	1985
3. Willie Pless, So.	188	1983

## Tackles By a Defensive Back

	<b>No.</b>	<b>Year</b>
1. LeRoy Irvin, Jr.	127	1978
2. Michael Allen, Sr.	120	1998
3. Clint Bowen, Sr.	114	1993

<b>Tackles for a Loss</b>	<b>No.</b>	<b>Year</b>
1. Joe Dineen Jr., R.Jr.	25.0	2017
2. Charlton Keith, Sr.	23.0	2005
3. Greg Cole, Sr.	21.0	2002
4. Ron Warner, Sr.	20.5	1997
5. Dorance Armstrong Jr., So.	20.0	2016
6. James Holt, Sr.	19.5	2008
7. Jim Zidd, Jr.	19.0	1978
8. Algie Atkinson, Sr.	18.0	2001
9. Stanley Gardner, Jr.	17.0	1979
10. Daniel Wise, Jr.	16.0	2017
Willie Pless, So.	16.0	1984

<b>Quarterback Sacks</b>	<b>No.</b>	<b>Year</b>
1. Ron Warner, Sr.	14.5	1997
2. Algie Atkinson, Sr.	11.0	2001
3. Dorance Armstrong Jr., So.	10.0	2016
James Holt, Sr.	10.0	2008
Brandon Perkins, Sr.	10.0	2005
Dana Stubblefield, Jr.	10.0	1991
7. Kyle Moore, Sr.	9.5	1992
8. Charlton Keith, Sr.	9.0	2005
9. Phil Forte, Sr.	8.0	1984
10. Daniel Wise, Jr.	7.0	2017
Michael Reynolds, Sr.	7.0	2014
Jake Laptad, So.	7.0	2008
David McMillan, Sr.	7.0	2004
Brandon Perkins, So.	7.0	2003
Nate Dwyer, Jr.	7.0	2000
Algie Atkinson, Jr.	7.0	2000
Hanson Caston, Sr.	7.0	1998
Keith Rodgers, Sr.	7.0	1995
Phil Forte, Sr.	7.0	1986
Willie Pless, Jr.	7.0	1984

## GAME RECORDS

<b>Total Tackles</b>	<b>No.</b>	<b>Game, Date</b>
1. Curtis Moore, So.	25	vs. Iowa State, 10-22-88
Willie Pless, Jr.	25	vs. Oklahoma St., 10-20-84
Steve Towle, Sr.	25	vs. Colorado, 11-9-74
4. Marcus Rogers, Sr.	22	vs. Texas Tech, 10-6-01
Curtis Moore, So.	22	vs. Missouri, 11-19-88
Curtis Moore, So.	22	vs. Colorado, 10-15-88
Willie Pless, Jr.	22	vs. Kansas St., 10-13-84
Willie Pless, So.	22	vs. Missouri, 11-19-83
9. Ben Heeney, Sr.	21	at Texas Tech, 10-18-14
LeRoy Irvin, Sr.	21	vs. Missouri, 11-22-79
Scellars Young, So.	21	vs. Colorado, 10-7-78
Emery Hicks, Jr.	21	vs. Oklahoma, 11-9-68

<b>Tackles By A Lineman</b>	<b>No.</b>	<b>Game, Date</b>
1. Sylvester Wright, Sr.	15	vs. Oklahoma, 10-22-94
John Zook, Jr.	15	vs. Nebraska, 10-14-67

<b>Tackles By A Linebacker</b>	<b>No.</b>	<b>Game, Date</b>
1. Curtis Moore, So.	25	vs. Iowa State, 10-22-88
(19 UT, 6 AT)		
Willie Pless, Jr.	25	vs. Oklahoma St., 10-20-84
(10 UT, 15 AT)		
Steve Towle, Sr.	25	vs. Colorado, 11-9-74
(11 UT, 14 AT)		

<b>Tackles By A Defensive Back</b>	<b>No.</b>	<b>Game, Date</b>
1. LeRoy Irvin, Sr.	21	vs. Missouri, 11-22-79

<b>Quarterback Sacks</b>	<b>No.</b>	<b>Game, Date</b>
1. Brandon Perkins, Sr.	5.0	vs. LA Tech, 9-17-05
2. Ron Warner, Sr.	4.0	vs. Texas Tech, 10-11-97
3. Several players	3.0	
(Most recent: Cameron Rosser, Sr. vs. TCU, 10-8-16)		

## YEARLY LEADERS

<b>Year</b>	<b>Player</b>	<b>Tackles</b>
1965	Mike Sweatman, So.	115
1966	Mike Sweatman, Jr.	116
1967	Mickey Doyle, Jr.	114
1968	Emery Hicks, Jr.	117
1969	Kenny Page, So.	122
1970	Gary Davenport, Sr.	90
1971	Kenny Page, Sr.	119
1972	Steve Towle, So.	93
1973	Dean Zook, Jr.	91
1974	Steve Towle, Sr.	155
1975	Terry Beeson, Jr.	103
1976	Terry Beeson, Sr.	130
1977	LeRoy Irvin, So.	106
1978	LeRoy Irvin, Jr.	127
1979	Scellars Young, Jr.	107
1980	Kyle McNorton, Jr.	132
1981	Kyle McNorton, Sr.	132
1982	Eddie Simmons, So.	111
1983	Willie Pless, So.	188
1984	Willie Pless, Jr.	206
1985	Willie Pless, Sr.	191
1986	Rick Bredesen, Jr.	106
1987	Curtis Moore, Fr.	103
1988	Curtis Moore, So.	170
1989	Roger Robben, So.	146
1990	Hassan Bailey, So.	89
1991	Doug Terry, Sr.	93
1992	Hassan Bailey, Sr.	79
1993	Clint Bowen, Sr.	114
1994	Ronnie Ward, Jr.	98
1995	Jason Thoren, So.	119
1996	Ronnie Ward, Sr.	121
1997	Tony Blevins, Sr.	97
1998	Michael Allen, Sr.	120
1999	Andrew LeClair, So.	102
2000	Carl Nesmith, Sr.	103
2001	Marcus Rogers, Sr.	97
2002	Greg Cole, Sr.	106
2003	Nick Reid, So.	133
2004	Nick Reid, Jr.	109
2005	Nick Reid, Sr.	112
2006	Mike Rivera, So.	90
2007	Joe Mortensen, Sr.	106
2008	James Holt, Sr.	105
2009	Darrell Stuckey, Sr.	93
2010	Steven Johnson, Jr.	95
2011	Steven Johnson, Sr.	124
2012	Ben Heeney, So.	112
2013	Ben Heeney, Jr.	88
2014	Ben Heeney, Sr.	127
2015	Fish Smithson, Jr.	111
2016	Fish Smithson, Sr.	93
2017	Joe Dineen Jr., R.Jr.	137
2018	Joe Dineen Jr., Sr.	147
2019	Mike Lee, Sr.	72

# CAREER TACKLES LEADERS



## 1 WILLIE PLESS 633 TACKLES 1982-85

YEAR	G	SOLO	ASSISTS	TOTAL
1982	--	--	--	53
1983	11	--	--	183
1984	11	--	--	206
1985	12	--	--	191
<b>TOTALS</b>	<b>34</b>	<b>--</b>	<b>--</b>	<b>633</b>



## 2 NICK REID 416 TACKLES 2002-05

YEAR	G	SOLO	ASSISTS	TOTAL
2002	12	37	25	62
2003	13	93	40	133
2004	11	52	57	109
2005	12	62	50	112
<b>TOTALS</b>	<b>48</b>	<b>244</b>	<b>172</b>	<b>416</b>




## 3 RICK BREDESEN 403 TACKLES 1984-87

YEAR	G	SOLO	ASSISTS	TOTAL
<b>TOTALS</b>	<b>--</b>	<b>--</b>	<b>--</b>	<b>403</b>



## 4 JOE DINEEN JR. 386 TACKLES 2015-18

YEAR	G	SOLO	ASSISTS	TOTAL
2014	8	4	1	5
2015	12	66	20	86
2016	3	10	6	16
2017	12	89	44	133
2018	12	109	37	144
<b>TOTALS</b>	<b>47</b>	<b>278</b>	<b>104</b>	<b>386</b>




## 5 KYLE MCNORTON 381 TACKLES 1978-81

YEAR	G	SOLO	ASSISTS	TOTAL
<b>TOTALS</b>	<b>--</b>	<b>--</b>	<b>--</b>	<b>381</b>



## 6 CURTIS MOORE 350 TACKLES 1986-87, 90

YEAR	G	SOLO	ASSISTS	TOTAL
<b>TOTALS</b>	<b>--</b>	<b>--</b>	<b>--</b>	<b>350</b>



## 7 LEROY IRVIN 347 TACKLES 1976-79

YEAR	G	SOLO	ASSISTS	TOTAL
<b>TOTALS</b>	<b>--</b>	<b>--</b>	<b>--</b>	<b>347</b>



## 8 MIKE SWEATMAN 341 TACKLES 1965-67

YEAR	G	SOLO	ASSISTS	TOTAL
<b>TOTALS</b>	<b>--</b>	<b>--</b>	<b>--</b>	<b>341</b>



## 9 BEN HEENEY 335 TACKLES 2011-14

YEAR	G	SOLO	ASSISTS	TOTAL
2011	12	5	3	8
2012	12	69	43	112
2013	10	55	32	87
2014	12	92	35	127
<b>TOTALS</b>	<b>46</b>	<b>221</b>	<b>113</b>	<b>334</b>



## 10 RONNIE WARD 332 TACKLES 1992-96

YEAR	G	SOLO	ASSISTS	TOTAL
<b>TOTALS</b>	<b>--</b>	<b>--</b>	<b>--</b>	<b>332</b>



## 11 CHRIS TOBUREN 318 TACKLES 1978-81

YEAR	G	SOLO	ASSISTS	TOTAL
<b>TOTALS</b>	<b>--</b>	<b>--</b>	<b>--</b>	<b>332</b>



## 12 KENNY PAGE 313 TACKLES 1969-71

YEAR	G	SOLO	ASSISTS	TOTAL
<b>TOTALS</b>	<b>--</b>	<b>--</b>	<b>--</b>	<b>313</b>

# INTERCEPTION RECORDS



**AQIB TALIB** - Recorded 13 interceptions in his three seasons with the Jayhawks, where he set the school record in interception return yards (322) and tied the record for interception touchdowns in a career (2).

## CAREER RECORDS

Interceptions	No.	Years
1. Ray Evans	17	1941-42, 46-47
2. Aqib Talib	13	2005-07
3. Hal Cleavinger	12	1950-52
4. Milt Garner	11	1984-87
5. Wayne Ziegler	10	1983-86
LeRoy Irvin	10	1976-79
Gary Adams	10	1970-72
John Konek	9	1951-52
9. Charles Gordon	9	2003-05
10. Darrell Stuckey	8	2006-09
Justin Thornton	8	2006-09
Richard Bertuzzi	8	1945-48

Interception Return Yards	Yards	Years
1. Aqib Talib	322	2005-07
2. Hasan Defense	192	2017-19
3. Bradley McDougald	189	2009-12

Touchdown Returns	No.	Years
1. Aqib Talib	2	2005-07
Patrick Brown	2	1995-98
Roger Foote	2	1978, 80-82

## SEASON RECORDS

Interceptions	No.	Year
1. John Konek, So.	10	1951
Ray Evans, So.	10	1942
3. Charles Gordon, Jr.	7	2004
4. Aqib Talib, Jr.	6	2006
Remuise Johnson, Jr.	6	2002
Jeff Colter, Sr.	6	1983
Skip Sharp, Sr.	6	1976
Hal Cleavinger, Sr.	6	1952
9. Isaiah Johnson, So.	5	2013
Darrell Stuckey, Jr.	5	2008

Aqib Talib, Sr.	5	2007
Justin Thornton, So.	5	2007
Milt Garner, So.	5	1985
Wayne Ziegler, So.	5	1984
Joe Tumpich, Sr.	5	1980
LeRoy Irvin, Sr.	5	1979
Tom Fitch, Sr.	5	1977
Rocky Bron, Sr.	5	1973
Hal Cleavinger, So.	5	1950

Interception Returns	Yards	Year
1. Aqib Talib, Sr.	195	2007
2. John Konek, So.	180	1951

Touchdown Returns	No.	Year
1. Aqib Talib, Sr.	2	2007
Patrick Brown, Jr.	2	1997
Roger Foote, Jr.	2	1981

## GAME RECORDS

Interceptions	No.	Game, Date
1. Bill Crank, So.	3	vs. Tulane, 10-25-58
Duane Morris, So.	3	vs. Oklahoma St., 11-16-57
John Konek, So.	3	at Iowa State, 10-3-51
4. Several players	2	

(Most recent: Hasan Defense, Jr. vs. WVU, 10-6-18)

Interception Returns	Yards	Game, Date
1. Aqib Talib, Sr.	100	vs. FIU, 9-22-07
2. John Hadl, So.	98	vs. TCU, 9-19-59
3. James Bowman, Sr.	92	vs. Oklahoma, 11-17-73
4. Marquis Roberts, Jr.	83	at Iowa State, 10-3-51
5. Deral Boykin, So.	78	vs. Montana State, 9-2-89
6. Tom Fitch, Sr.	75	vs. Washington St., 9-24-77
Dale Holt, So.	75	vs. Illinois, 9-21-68

Touchdown Returns	No.	Game, Date
1. Patrick Brown, Jr.	2	vs. UAB, 8-28-97

## YEARLY LEADERS

Year	Player	No.	Yards
1942	Ray Evans, So.	10	--
1946	Dick Bertuzzi, So.	2	2
1947	Tom Scott	4	63
1948	Dick Bertuzzi, Sr.	4	15
	Forrest Griffith, Jr.	4	58
1949	Cliff McDonald, Sr.	3	26
	Bill Mace, Fr.	3	87
1950	Hal Cleavinger, So.	5	45
1951	John Konek, So.	8	180
1952	Hal Cleavinger, Sr.	6	67
1953	Dan Hess, Jr.	4	49
1954	Ralph Moody, Jr.	2	7
1955	Bev Buller, Sr.	3	31
1956	Charles McCue	3	89
1957	Duane Morris, So.	4	47
1958	Bill Crank, So.	4	50
1959	John Hadl, So.	3	105
1960	Jim Jarrett, Jr.	2	4
	Roger McFarland, So.	2	7
	Doyle Schick, Sr.	2	9
1961	Roger McFarland, Jr.	2	33
	Kent Staab, Sr.	2	11
1962	Jim Marshall, Sr.	2	22
	Ron Oelschlager, So.	2	9
1963	Phil Doughy, Sr.	3	56
1964	Dave Crandall, Sr.	3	47
1965	Charles Hess, Sr.	3	22
1966	Tommy Ball, So.	2	18
	Bill Hunt, So.	2	79
	Bill Lynch, Jr.	2	5
1967	Tommy Ball, Jr.	3	47
1968	Dave Holt, So.	4	88
1969	George McGowan, Sr.	3	19
1970	Gary Adams, So.	4	46
1971	Gary Adams, Jr.	3	30
	Lee Hawkins, Sr.	3	3
1972	Gary Adams, Sr.	3	109
	Rick Mudge, So.	3	86
	Steve Towle, So.	3	17
1973	Rocky Bron, Sr.	5	34
1974	Nolan Cromwell, So.	3	19
1975	John O'Rear	4	76
	Chris Golub, Jr.	4	41
1976	Skip Sharp, Sr.	6	81
1977	Thomas Fitch, Sr.	5	75
1978	LeRoy Irvin, Jr.	2	26
1979	LeRoy Irvin, Sr.	5	58
1980	Joe Tumpich, Sr.	5	52
1981	Roger Foote, Jr.	4	92
1982	Eddie Simmons, Jr.	2	27
	Robert Gentry, Sr.	2	3
1983	Jeff Colter, Sr.	6	61
1984	Wayne Ziegler, So.	5	106
1985	Milt Garner, So.	5	47
1986	Wayne Ziegler, Sr.	3	6
1987	Clint Normore, Jr.	2	0
	Milt Garner, Sr.	2	0
1988	Peda Samuel, Sr.	4	84
1989	Deral Boykin, So.	2	78
1990	Tim Hill, Jr.	2	2
	Hassan Bailey, So.	2	19
1991	Tim Hill, Sr.	4	39
1992	Charley Bowen, Sr.	4	83
	Kwamie Lassiter, So.	4	53
1993	Dorian Brew, So.	2	0
	Clint Bowen, Sr.	2	8
	Tony Blevins, Fr.	2	31
1994	Kwamie Lassiter, Sr.	3	30
1995	Dorian Brew, Jr.	4	79
1996	Jason Harris, Jr.	4	0
1997	Jamie Harris, Jr.	3	64
	Patrick Brown, Jr.	3	74
1998	Muhammad Abdul-Rahim, Jr.	3	5
1999	Carl Nesmith, Jr.	3	68
2000	Carl Nesmith, Sr.	3	72
	Quincy Roe, Jr.	3	25
2001	Andrew Davison, Sr.	3	5
2002	Remuise Johnson, Jr.	6	7
2003	Tony Stubbs, Jr.	2	37
	Remuise Johnson, Sr.	2	1
	Rodney Fowler, So.	2	35
2004	Charles Gordon, Jr.	7	52
2005	Theo Baines, Sr.	4	48
2006	Aqib Talib, Jr.	6	82
2007	Aqib Talib, Sr.	5	195
	Justin Thornton, So.	5	74
2008	Darrell Stuckey, Jr.	5	33
2009	Ryan Murphy, So.	2	0
2010	Isiah Barfield, Jr.	2	8
	Tyler Patmon, Fr.	2	8
2011	Bradley McDougald, Jr.	2	86
	Greg Brown, Jr.	2	20
2012	Bradley McDougald, Sr.	3	63
	Tyler Patmon, Jr.	3	54
2013	Isiah Johnson, So.	5	45
2014	JaCorey Shepherd, Sr.	3	0
2015	Greg Allen, Jr.	2	13
	Fish Smithson, Jr.	2	22
2016	Fish Smithson, Sr.	4	5
2017	Hasan Defense, So.	2	10
	Mike Lee, So.	2	5
2018	Hasan Defense, Jr.	3	0
	Shakial Taylor, Sr.	3	0
2019	Najee Stevens-McKenzie, Sr.	2	2



# TEAM GAME BESTS

## OFFENSE

### Rushing Yards

662	Washington (Mo.), 1923
556	Missouri, 1975
513	Missouri, 1991
499	Oklahoma State, 1962
467	Washington State, 1976
467	Kansas State, 1950
452	Wisconsin, 1975
450	Denver, 1950
444	Oklahoma State, 1963
440	Oregon State, 1975
428	Colorado, 1968
425	Colorado, 1980
421	Missouri, 1976
420	Kansas State, 1975
418	UAB, 1994
414	Kansas State, 1951
405	Rutgers, 2018

### Passing Yards

498	Missouri, 2009
498	Vanderbilt, 1985
442	Iowa State, 2009
422	Colorado, 2003
418	Kansas State, 2017
415	Texas Tech, 2019
412	Louisiana Tech, 2008
411	Iowa State, 1989
405	Nebraska, 2006
401	Washington State, 1972
399	Rhode Island, 2016
396	Jacksonville State, 2003
394	Colorado, 1983
394	Tennessee, 1973
391	FIU, 2007
385	USC, 1983
381	South Florida, 2008
375	Missouri, 2008
367	Sam Houston State, 2008
364	SEMO, 2017
362	Oklahoma State, 2007
357	Oklahoma, 2008
354	Iowa State, 2007
354	Nebraska, 2007
354	Missouri, 1983
349	Missouri, 2007
345	Minnesota, 2008
343	Ohio, 2017
342	TCU, 2014
340	Houston, 2005
330	Texas Tech, 2015
328	Iowa State, 2019

### Total Offense Yards

651	Vanderbilt, 1985
648	Missouri, 1991
641	Jacksonville State, 2003
626	Missouri, 1975
615	FIU, 2007
615	Kansas State, 1950
598	South Dakota State, 1947
593	UAB, 1987
586	Colorado, 2003
586	Colorado, 1980
582	Ball State, 1992
576	South Dakota State, 2015
576	UTEP, 2009
574	Nebraska, 2006
572	Nebraska, 2007
570	Rhode Island, 2016
569	Texas, 2019
567	Boston College, 2019
566	Iowa State, 2007

## DEFENSE

### Rushing Yards

-56	Kansas State, 1992
-31	Southeastern Louisiana, 2007
-23	Denver, 1947
-10	Kansas State, 1961
-9	Boston University, 1959
-8	Utah State, 1986
-6	Missouri, 2004
0	Kansas State, 1960
4	UTEP, 2009
6	UAB, 1993
7	Nebraska, 1952
10	Missouri, 2000
11	Iowa State, 1937
12	Kansas State, 1947
17	Florida State, 1973
21	Nebraska, 2005
23	Washington State, 1973
23	Minnesota, 1966
23	Missouri, 1931

### Passing Yards

0	Colorado, 1988
0	Oklahoma, 1976
0	Missouri, 1963
0	Missouri, 1957
0	TCU, 1953
0	Kansas State, 1953
0	Kansas State, 1949
0	Oklahoma, 1936
0	Nebraska, 1913
1	Iowa State, 1916, 1928
4	Oklahoma State, 1960
5	Arizona, 1949
6	TCU, 1960
9	TCU, 1947
11	Colorado, 1985
11	Tulsa, 1982
14	Kansas State, 1935
15	Oklahoma State, 1972
16	Oklahoma, 1982
16	Kansas State, 1951
17	Miami (Fla.), 1978
18	Oklahoma State, 1992
18	New Mexico, 1969
18	Oklahoma State, 1923
20	Oklahoma, 1990

### Total Defense Yards

17	Denver, 1947
35	Kansas State, 1961
46	Missouri, 1958
50	Nebraska, 1960
62	TCU, 1947
62	Kansas State, 1947
69	Kansas State, 1992
75	Southeastern Louisiana, 2007
78	Utah State, 1987
78	Kansas State, 1960
78	Kansas State, 1946
82	Boston University, 1959
98	Oklahoma, 1961
98	Iowa State, 1953

## OPPONENT

### Rushing Yards

604	Georgia Tech, 2011
567	Nebraska, 1983
566	Oklahoma, 1986
565	Oklahoma, 1987
547	Nebraska, 1988
537	Oklahoma, 1953
536	Oklahoma State, 1988
533	Oklahoma, 1954
516	Nebraska, 1978
515	Nebraska, 1989
510	Oklahoma, 2014
502	Oklahoma, 1971

### Passing Yards

548	Texas Tech, 2016
508	Texas Tech, 2012
494	Oklahoma State, 2017
494	Oklahoma State, 2011
481	North Carolina State, 2003
476	Utah, 1996
468	Oklahoma, 2008
467	Central Michigan, 2017
445	Oklahoma, 2015
444	Missouri, 1989
441	Texas Tech, 2018
437	Baylor, 2013
434	Baylor, 2010
429	Oklahoma State, 1989
428	Texas A&M, 2002

### Total Offense Yards

799	Nebraska, 1978
768	Georgia Tech, 2011
743	Baylor, 2013
717	Oklahoma State, 1988
710	Oklahoma, 2015
680	Auburn, 1988
680	Nebraska, 1983
678	Baylor, 2010
674	Oklahoma, 2008
669	Baylor, 2014
667	Missouri, 1949
666	Baylor, 2012
665	Nebraska, 1988
665	Missouri, 1948

## INDIVIDUAL

### Rushing Yards

427	Samaje Perine, Oklahoma, 2014
319	Devin West, Missouri, 1998
313	Barry Sanders, Okla. St., 1988
309	Chris Brown, Colorado, 2002
294	Calvin Jones, Nebraska, 1991
285	Mike Rozier, Nebraska, 1983

### Passing Yards

476	Seth Doege, Texas Tech, 2012
476	Mike Fouts, Utah, 1996
475	Phillip Rivers, NC State, 2003
467	Shane Morris, Central Michigan, 2017
444	Kent Kiefer, Missouri, 1989

### Receiving Yards

300	Adarius Bowman, Okla. St., 2006
233	Denario Alexander, Missouri, 2009
231	Linzy Collins, Missouri, 1990
219	Jonathan Giles, Texas Tech, 2016

## PER-GAME BESTS

### OFFENSE

#### Rushing Yards Per Game

	Avg.	Yards	G	Year
1.	311.6	3116	10	1950
2.	297.4	3721	11	1976
3.	290.7	3488	11	1975
4.	272.6	2999	11	1968
5.	261.0	2610	10	1962
6.	247.1	2718	11	1994
7.	245.2	2698	11	1991
8.	243.1	2431	10	1963
9.	232.1	2553	11	1992
10.	228.6	2286	10	1961

#### Passing Yards Per Game

	Avg.	Yards	G	Year
1.	310.3	3724	12	2009
2.	305.6	3973	13	2008
3.	291.0	3783	13	2007
4.	286.0	3446	11	1983
5.	255.9	3527	13	2003
6.	254.8	3057	11	1985
7.	240.4	2885	12	2016
8.	226.4	2717	12	2017
9.	220.5	2425	11	2004
10.	207.9	2287	11	1972

#### Total Yards Per Game

	Avg.	Yards	G	Year
1.	479.8	6237	13	2007
2.	432.4	3973	13	2008
3.	422.4	5069	12	2009
4.	421.5	5479	13	2003
5.	403.1	4454	11	1983
6.	401.8	4420	11	1968
7.	396.8	3968	10	1950
8.	395.1	4346	11	1992
9.	393.2	4325	11	1995
10.	384.3	4228	11	1991

#### Points Per Game

	Avg.	Pts.	G	Year
1.	42.7	556	13	2007
2.	34.5	434	11	1968
3.	33.4	434	13	2008
4.	31.8	350	11	1992
5.	31.6	316	10	1951
6.	29.5	384	13	2003
7.	29.4	353	12	2009
8.	29.0	348	12	2006
9.	29.0	290	10	1947
10.	28.5	314	11	1994

### DEFENSE

#### Rushing Yards Per Game

	Avg.	Yards	G	Year
1.	83.2	999	12	2005
2.	94.8	1232	13	2007
3.	109.0	1308	12	2006
4.	109.2	1092	10	1947
5.	113.9	1139	10	1961
6.	117.6	1294	11	2004
7.	123.0	1600	13	2008
8.	125.7	1383	11	1992
9.	135.7	1357	10	1962
10.	138.2	1659	12	2009

#### Passing Yards Per Game

	Avg.	Yards	G	Year
1.	48.3	483	10	1960
2.	61.0	610	10	1953
3.	61.2	612	10	1957
4.	74.1	741	10	1955
5.	77.7	777	10	1954
6.	82.0	820	10	1947
7.	86.6	866	10	1963
8.	90.4	994	11	1973
9.	92.8	1114	11	1975
10.	94.4	944	10	1945

#### Total Yards Per Game

	Avg.	Yards	G	Year
1.	187.2	1872	10	1960
2.	189.1	1891	10	1947
3.	215.1	2151	10	1961
4.	235.8	2358	10	1962
5.	240.4	2404	10	1948
6.	240.7	2407	10	1946
7.	253.6	2536	10	1963
8.	255.9	2559	10	1952
9.	258.7	3104	11	1973
10.	272.0	3264	11	1975

#### Points Per Game

	Avg.	Pts.	G	Year
1.	7.8	78	10	1960
2.	8.1	81	10	1961
3.	8.2	82	10	1947
4.	11.0	110	10	1952
5.	11.6	116	10	1962
6.	12.2	122	10	1963
7.	12.3	147	11	1975
8.	13.4	134	10	1959
9.	13.5	135	10	1946
10.	13.7	137	10	1948

# MISCELLANEOUS

## TOTAL OFFENSE

### Plays in a Season

988; 512 rush, 476 pass (2007)

### Plays in a Game

96; 82 rush, 14 pass vs. Missouri (1991)  
96; 63 rush, 33 pass vs. North Texas (1979)

### Yards in a Season

6,237 (13 games in 2007)

### Yards Per Game in a Season

479.8 (13 games in 2007)

### Yards Per Play in a Season

6.4 (10 games in 1952)

### Yards in a Game

983 vs. Washington (Mo.) (1923)

### Yards vs. a Conference Opponent

648 vs. Missouri (1991)

### Yards Gained in a Loss

574 vs. Nebraska (2006)

### Yards Gained, Both Teams

1207; KU - 569, Texas - 638 (2019)

## FIRST DOWNS Season

326 (13 games in 2007)

### Rushing First Downs (In a Season)

159 (11 games in 1976)

### Passing First Downs (In a Season)

170 (13 games in 2007)

### Game

34 vs. Nebraska, 2007  
34 vs. Washington (Mo.) (1923)

### Rushing First Downs (In a Game)

26 vs. Missouri (1975)

### Passing First Downs (In a Game)

25 vs. Tennessee (1973)

## SCORING

### Points in a Season

556 (13 games in 2007)

### Season Average

42.7 (13 games in 2007)

### Points in a Game

86 vs. South Dakota State (1947)

### Points in a Conference Game

76 vs. Nebraska (2007)

### Points in a Half

49 (1st) vs. Toledo (2004)  
49 (1st) vs. Illinois State (1998)  
49 (1st) vs. St. Mary's (1912)

### Points in a Quarter

32 (4th) vs. Washington (Mo.) (1923)

### Combined Points (in a Game)

115; KU 76, Nebraska 39 (2007)

### Touchdowns in a Season

72 (13 games in 2007)

### Touchdowns in a Game

13 vs. South Dakota State (1947)

### Points By Kicking in a Season

120 (13 games in 2007)

18

### Consecutive Wins

ALL-TIME (1907-09)

15

### Home Winning Streak

(1908-10)

12

### Wins in a Season

(2007)

11

### Consecutive Wins

SEASON (2007)

10

### Consecutive Wins vs. One Opponent

KANSAS STATE (1956-65)

9

### Shutouts in a Season

(1905)

7

### Consecutive Shutouts

IN A SEASON (1904-05)

### Points By Kicking in a Game

21 vs. Wichita State (1983)

### Field Goals in a Season

24 (11 games in 1983)

### Field Goals in a Game

5 vs. Wichita State (1983)  
5 vs. Nebraska (1981)

## MARGINS

### Victory Margin

83; KU 83, Washington (Mo.) 0 (1923)

### Conference Game Victory Margin

55; KU 55, Kansas State 0 (1947)

## RUSHING

### Attempts in a Season

701 (11 games in 1976)

### Fewest Attempts in a Season

337 (11 games in 1986)

### Attempts in a Game

84 vs. Colorado (1977)

### Fewest Attempts in a Game

16 vs. Auburn (1987)

### Season Yards

3,488 (11 games in 1975)

### Season Per Carry Average

6.0; 3,116 on 516 (1950)

### Yards in a Game

662 vs. Washington (Mo.) (1923)

### Yards in a Conference Game

556 vs. Missouri (1975)

### Yards in a Road Game

499 at Oklahoma State (1962)

### Rushing Touchdowns in a Season

33 (10 games in 1968)

### Rushing Touchdowns in a Game

7 vs. Illinois State (1998)  
7 vs. Missouri (1991)  
7 vs. New Mexico (1968)

## PASSING

### Attempts in a Season

476 (13 games in 2007)

### Attempts in a Game

62 vs. Central Michigan (2017)

### Completions in a Season

302 (13 games in 2007)

### Completions in a Game

35 vs. Tennessee (1973)

### Yards in a Season

3,783 (13 games in 2007)

### Yards Per Game

291.0 (13 games in 2007)

### Yards in a Game

498 vs. Vanderbilt (1985)

### Yards in a Conference Game

422 vs. Colorado (2003)

### Yards in a Road Game

422 at Colorado (2003)

### Touchdown Passes in a Season

36 (13 games in 2007)

### Touchdown Passes in a Game

6 vs. Nebraska (2007)  
6 vs. Washburn (1938)

### Interceptions Thrown in a Season

24 (11 games in 1983)

### Interceptions Thrown in a Game

5 vs. Colorado (1983)  
5 vs. Louisville (1980)  
5 vs. Florida State (1973)

## PUNTING

### Punts in a Season

87 (12 games in 2017)

### Punts in a Game

15 vs. Nebraska (1972)

### Punting Yards in a Season

3,673 (12 games in 2014)

### Punting Yards in a Game

621 at West Virginia (2014)

## DEFENSE

### Fewest Yards Allowed in a Season

2,914 (1964)

### Fewest Yards Allowed Per Game

278.9 (1966)

### Fewest Yards Per Play Allowed in a Season

4.0 (1981)

### Fewest Total Yards Allowed in a Game

17 by Denver (1947)

### Fewest Yards Allowed in a Conference Game

35 by Kansas State (1961)

### Fewest Rushing Yards Allowed in a Season

999 (2005)

### Fewest Rushing Yards Allowed Per Game in a Season

83.2 (2005)

### Fewest Rushing Yards Allowed Per Attempt

2.4 (2005)

### Fewest Rushing Yards Allowed in a Game

-56 vs. Kansas State (1992)

### Fewest Completions Allowed in a Season

3.7 (37 in 10 games) (1954)

### Lowest Completion Percentage in a Season

.364 (1946)

### Fewest Passing Yards Allowed Per Game

48.3 (483 in 10 games)

### Fewest Passing Yards Allowed in a Game

0 numerous times (most recent vs. Colorado, 1988)

## TURNOVERS

### Forced in a Season

52 (11 games in 1973)

### Forced in a Game

8 vs. Florida State (1973)  
8 vs. Grinnell (1926)

### Fumbles Forced in a Season

46 (11 games in 1971)

### Fumbles Forced in a Game

15 vs. Oklahoma State (1974)

### Fumbles Recovered in a Season

27 (11 games in 1973)

### Fumbles Recovered in a Game

7 vs. Oklahoma (1950)  
7 vs. Missouri (1949)

### Interceptions in a Season

25 (11 games in 1973)

### Interceptions in a Game

8 vs. Grinnell (1926)

### Interception Yards in a Season

363 (11 games in 1972)

### Interception Yards in a Game

127 vs. Oklahoma State (1949)

# TEAM YEAR-BY-YEAR

YEAR	OVERALL			CONFERENCE		TOTAL OFFENSE		RUSHING		PASSING				PTS.-AVG.		
	G	W-L	PCT.	W-L	PCT.	YDS.	AVG.	ATT.-YDS.	AVG.	ATT.-COMP.	INT.	PCT.	YDS.		AVG.	
1945	10	4-5-1	.400	1-3-1	.200	2,651	265.1	—	1,859	185.9	132-49	--	.371	792	79.2	139-13.9
1946	10	7-2-1	.700	4-1	.800	2,212	221.2	—	1,477	147.7	92-36	9	.391	735	73.5	157-15.7
1947	10	8-1-1	.800	4-0-1	.800	3,365	336.5	414-2,153	202.7	124-63	5	.508	1,212	121.2	304-27.6	
1948	10	7-3	.700	4-2	.667	2,769	276.9	451-1,698	169.8	157-57	17	.372	1,071	107.1	199-19.9	
1949	10	5-5	.500	2-4	.333	3,446	344.6	—	1,913	191.3	203-84	26	.413	1,533	153.3	259-25.9
1950	10	6-4	.600	3-3	.500	3,968	396.8	516-3,116	311.6	121-44	14	.363	852	85.2	284-28.4	
1951	10	8-2	.800	4-2	.667	3,517	351.7	—	2,412	241.2	155-61	12	.393	1,105	110.5	316-31.6
1952	10	7-3	.700	3-3	.500	3,189	318.9	534-1,951	195.1	179-82	14	.458	1,238	123.8	214-21.4	
1953	10	2-8	.200	2-4	.333	2,322	232.2	481-1,732	173.2	114-38	16	.333	590	59.0	83-8.3	
1954	10	0-10	.000	0-6	.000	1,881	188.1	411-1,238	123.8	128-40	18	.312	643	64.3	93-9.3	
1955	10	3-6-1	.300	1-4-1	.167	2,041	204.1	448-1,253	125.3	119-39	18	.327	788	78.8	93-9.3	
1956	10	3-6-1	.300	2-4	.333	2,641	264.1	539-1,960	196.0	116-37	16	.319	681	68.1	163-16.3	
1957	10	5-4-1	.500	5-2	.714	2,322	232.2	479-1,501	150.1	112-52	12	.464	821	82.1	115-11.5	
1958	10	4-5-1	.400	3-3-1	.429	2,248	224.8	465-1,753	175.3	102-32	11	.314	495	49.5	87-8.7	
1959	10	5-5	.500	4-3	.571	2,244	224.4	373-1,678	167.8	78-37	6	.474	566	56.6	163-16.3	
1960	10	7-2-1	.700	6-0-1	.857	2,762	276.2	504-2,068	206.8	103-53	5	.515	694	69.4	219-21.9	
1961	10	6-3-1	.600	5-2	.714	2,962	296.2	604-2,286	228.6	102-46	6	.451	676	67.6	245-24.5	
1962	10	6-3-1	.600	4-2-1	.571	3,291	329.1	522-2,610	261.0	108-47	5	.435	681	68.1	214-21.4	
1963	10	5-5	.500	3-4	.429	3,038	303.8	491-2,431	243.1	110-37	11	.336	607	60.7	207-20.7	
1964	10	6-4	.600	5-2	.714	2,607	260.7	468-1,896	189.6	122-54	4	.443	711	71.1	136-13.6	
1965	10	2-8	.200	2-5	.286	2,349	234.9	400-1,405	140.5	202-78	7	.386	944	94.4	119-11.9	
1966	10	2-7-1	.200	0-6-1	.000	2,517	251.7	506-1,608	160.8	162-81	14	.500	909	90.9	106-10.6	
1967	10	5-5	.500	5-2	.714	2,877	287.7	457-1,503	150.3	184-85	12	.462	1,374	137.4	166-16.6	
1968	11	9-2	.818	6-1	.857	4,420	401.8	594-2,999	272.6	183-90	6	.492	1,421	129.2	394-35.8	
1969	10	1-9	.100	0-7	.000	3,056	305.6	517-1,776	177.6	204-79	16	.387	1,280	128.0	176-17.6	
1970	11	5-6	.455	2-5	.296	3,599	327.2	554-2,345	213.2	202-85	16	.421	1,254	114.0	270-24.5	
1971	11	4-7	.364	2-5	.296	2,892	262.9	541-1,639	149.0	224-104	13	.464	1,253	113.9	187-17.0	
1972	11	4-7	.364	2-5	.296	3,717	337.9	472-1,430	130.0	315-159	23	.505	2,287	207.9	208-18.9	
1973	11	7-3-1	.636	4-2-1	.571	3,182	265.2	430-1,043	86.9	337-174	11	.516	2,139	194.5	253-21.1	
1974	11	4-7	.364	1-6	.143	3,596	326.9	507-2,310	210.0	198-86	18	.434	1,286	116.9	157-14.3	
1975	11	7-4	.636	4-3	.571	3,934	327.8	670-3,488	290.7	83-32	5	.386	446	37.2	262-21.8	
1976	11	6-5	.545	2-5	.296	3,804	345.8	701-3,271	297.4	120-36	15	.300	533	48.5	260-23.6	
1977	11	3-7-1	.273	2-4-1	.296	2,993	272.1	633-2,329	211.7	118-42	12	.356	664	60.4	131-11.9	
1978	11	1-10	.091	0-7	.000	2,663	242.1	473-1,229	111.7	260-110	18	.423	1,434	130.4	124-11.3	
1979	11	3-8	.273	2-5	.296	2,935	266.8	474-1,273	115.7	274-124	16	.453	1,662	151.1	172-15.6	
1980	11	4-5-2	.364	3-3-1	.429	3,339	303.5	520-2,079	189.0	212-98	15	.462	1,260	114.5	171-15.5	
1981	11	8-3	.727	4-3	.571	3,003	273.0	544-1,642	149.3	206-101	11	.490	1,361	123.7	188-15.7	
1982	11	2-7-2	.182	1-5-1	.143	2,920	265.5	441-1,184	107.6	296-139	20	.470	1,736	157.8	150-13.6	
1983	11	4-6-1	.364	2-5	.296	4,434	403.1	398-1,288	117.1	407-216	24	.531	3,146	286.0	296-26.9	
1984	11	5-6	.455	4-3	.571	3,673	333.9	452-1,520	138.2	304-169	14	.556	2,153	195.7	218-19.8	
1985	12	6-6	.500	2-5	.286	4,523	376.9	444-1,466	122.2	426-235	13	.552	3,057	254.8	262-21.9	
1986	11	3-8	.273	0-7	.000	2,786	253.3	337-806	73.3	378-192	20	.508	1,980	180.0	112-10.1	
1987	11	1-9-1	.091	0-6-1	.000	3,015	274.1	453-1,220	110.9	288-163	23	.566	1,795	163.2	135-12.3	
1988	11	1-10	.091	1-6	.143	3,442	312.9	434-1,577	143.4	270-133	15	.493	1,865	169.5	189-17.2	
1989	11	4-7	.364	2-5	.286	3,951	359.2	492-1,787	189.7	268-144	15	.537	2,164	196.7	248-22.5	
1990	11	3-7-1	.273	2-4-1	.286	4,070	370.0	576-2,162	196.5	257-145	14	.564	1,908	173.5	213-19.4	
1991	11	6-5	.545	3-4	.429	4,228	384.4	614-2,698	245.2	231-114	7	.493	1,530	139.1	303-27.5	
1992	12	8-4	.667	4-3	.571	4,346	395.1	563-2,553	232.1	249-118	13	.474	1,793	163.0	380-31.7	
1993	12	5-7	.417	3-4	.429	4,276	356.3	581-2,567	213.9	252-137	8	.544	1,709	142.4	242-20.2	
1994	11	6-5	.545	3-4	.429	4,268	388.0	558-2,718	247.1	196-114	6	.582	1,550	140.9	324-29.5	
1995	12	10-2	.833	5-2	.714	4,325	393.2	493-2,276	206.9	303-182	11	.601	2,049	170.8	345-28.8	
1996	11	4-7	.364	2-6	.250	3,850	350.0	514-1,795	163.2	290-155	8	.534	2,055	186.8	300-27.3	
1997	11	5-6	.455	3-5	.375	2,656	241.5	411-1,267	115.2	219-98	8	.447	1,389	126.3	177-16.1	
1998	11	4-7	.364	1-7	.125	3,517	319.7	429-1,638	148.9	270-133	9	.493	1,879	170.8	280-25.5	
1999	12	5-7	.364	3-5	.375	3,992	332.7	512-2,053	171.1	316-164	10	.518	1,939	161.6	294-24.5	
2000	12	4-7	.364	2-6	.250	3,755	341.4	471-1,732	157.5	321-145	11	.452	2,023	183.9	261-21.8	
2001	11	3-8	.273	1-7	.125	2,968	269.8	438-1,288	117.1	295-132	15	.447	1,680	152.7	182-16.5	
2002	12	2-10	.167	0-8	.000	3,801	316.8	472-1,515	126.3	430-200	12	.465	2,286	190.5	248-20.7	
2003	13	6-7	.462	3-5	.375	5,479	421.5	492-2,152	165.5	414-255	15	.594	3,327	255.9	384-29.5	
2004	11	4-7	.364	2-6	.333	3,459	314.5	378-1,034	94.0	420-234	19	.557	2,425	220.5	262-23.8	
2005	12	7-5	.583	3-5	.375	3,956	329.7	425-1,608	134.0	396-211	19	.533	2,348	195.7	269-22.4	
2006	12	6-6	.500	3-5	.375	4,491	374.2	438-2,387	176.6	363-203	19	.559	2,372	197.7	348-29.0	
2007	13	12-1	.923	7-1	.875	6,237	479.8	512-2,454	188.8	476-302	7	.634	3,783	291.0	556-42.7	
2008	13	8-5	.615	4-4	.500	5,621	432.4	445-1,648	126.8	500-333	13	.666	3,973	305.6	434	




## TOTAL DEFENSE

YEAR	G	YDS.	AVG.	RUSHING ATT.-YDS.	AVG.	PASSING ATT.-COMP.	INT.	PCT.	YDS.	AVG.	SCORING PTS.-AVG.
1946	10	2,980	298.0	—	2,036	143-60	—	420	944	94.4	175-17.5
1947	10	2,407	240.7	—	1,454	154-56	12	.363	953	95.3	135-13.5
1948	10	1,891	189.1	—	1,092	106-52	14	.490	820	82.0	82-8.2
1949	10	2,404	240.4	—	1,528	158-74	15	.468	876	87.6	137-13.7
1950	10	3,561	356.1	—	2,232	195-85	21	.430	1,329	132.9	183-18.3
1951	10	3,186	318.6	—	2,057	182-92	14	.510	1,129	112.9	188-18.8
1952	10	3,023	302.3	—	1,930	205-93	15	.453	1,098	109.8	208-20.8
1953	10	2,559	255.9	—	1,534	161-80	12	.490	1,025	102.5	110-11.0
1954	10	2,760	276.0	—	2,150	105-44	9	.419	610	61.0	179-17.9
1955	10	4,005	400.5	—	3,228	81-37	5	.456	777	77.7	376-37.6
1956	10	2,868	286.8	—	2,127	128-51	10	.398	741	74.1	222-22.2
1957	10	3,105	310.5	—	2,082	148-64	11	.432	1,023	102.3	215-21.5
1958	10	3,453	345.3	—	2,841	97-42	14	.433	612	61.2	230-23.0
1959	10	3,367	336.7	—	2,384	161-70	13	.435	983	98.3	162-16.2
1960	10	2,744	274.4	—	1,705	180-82	7	.456	1,039	103.9	134-13.4
1961	10	1,872	187.2	—	1,389	113-43	11	.381	483	48.3	78-7.8
1962	10	2,151	215.1	—	1,139	172-77	7	.448	1,012	101.2	81-8.1
1963	10	2,358	235.8	—	1,357	186-81	8	.435	1,001	100.1	116-11.6
1964	10	2,536	253.6	—	1,670	164-64	14	.390	866	86.6	122-12.2
1965	10	2,914	291.4	490-1,853	185.3	148-71	12	.480	1,061	106.1	146-14.6
1966	10	2,934	293.4	533-1,955	195.5	151-69	17	.457	979	97.9	215-21.5
1967	10	2,789	278.9	486-1,495	149.5	177-103	8	.582	1,294	129.4	188-18.8
1968	11	2,948	294.8	503-1,454	145.4	219-113	10	.516	1,494	149.4	146-14.6
1969	10	3,210	291.8	482-1,607	146.1	267-128	14	.480	1,603	145.7	175-15.9
1970	11	3,657	365.7	562-2,228	228.8	198-102	9	.540	1,429	142.9	290-29.0
1971	11	4,551	413.7	661-2,994	272.2	243-124	18	.510	1,557	141.5	277-25.2
1972	11	3,856	350.5	581-2,448	222.5	234-96	17	.410	1,408	128.0	286-26.0
1973	11	4,201	381.9	597-2,267	206.1	278-128	19	.460	1,934	175.8	305-27.7
1974	11	3,104	258.7	587-2,110	175.8	165-73	25	.442	994	90.4	189-15.8
1975	11	3,467	315.2	655-2,324	211.3	195-101	9	.518	1,143	103.9	247-22.5
1976	11	3,264	272.0	596-2,150	179.2	191-89	18	.466	1,114	92.8	147-12.3
1977	11	3,691	335.5	575-2,260	205.5	245-105	19	.429	1,431	130.1	251-22.8
1978	11	4,318	392.5	654-3,141	285.5	190-84	12	.442	1,177	107.0	269-24.5
1979	11	4,988	453.5	719-3,680	334.5	172-101	6	.587	1,309	118.9	345-31.4
1980	11	4,619	419.9	585-2,737	253.5	266-139	14	.523	1,882	171.1	346-31.5
1981	11	3,793	344.8	572-2,178	198.0	244-118	12	.484	1,615	146.9	208-18.9
1982	11	3,112	282.9	534-1,962	178.4	237-110	15	.464	1,150	104.5	185-16.8
1983	11	4,305	391.4	634-2,903	263.9	201-87	7	.433	1,402	127.5	276-25.1
1984	11	4,506	409.6	542-3,008	250.5	252-134	13	.531	1,750	159.1	320-29.1
1985	12	4,271	388.3	500-2,138	194.4	295-158	11	.536	2,133	193.9	298-27.1
1986	11	4,622	383.4	522-2,119	176.6	345-184	19	.535	2,482	206.8	280-23.3
1987	11	4,370	397.3	628-2,770	251.8	239-136	11	.569	1,600	145.5	326-29.6
1988	11	4,467	406.1	619-3,255	295.9	193-92	6	.477	1,212	110.2	395-35.9
1989	11	5,896	536.0	642-3,937	357.9	245-157	11	.641	1,959	178.1	502-45.6
1990	11	5,285	480.5	583-2,928	266.2	258-152	7	.585	2,357	214.3	383-34.8
1991	11	4,568	415.2	452-2,207	200.6	295-158	8	.535	2,361	214.6	365-33.2
1992	12	4,228	384.4	426-1,660	150.9	297-162	10	.545	1,879	170.8	244-22.2
1993	12	3,506	318.7	459-1,383	125.7	307-158	16	.515	2,141	194.6	242-22.0
1994	11	4,608	384.0	514-2,360	196.7	313-176	8	.562	2,248	187.3	256-21.3
1995	12	4,408	400.0	448-1,883	171.2	322-195	8	.606	2,525	135.8	242-22.0
1996	11	4,248	386.2	466-2,043	185.7	326-168	15	.515	2,205	200.5	231-21.0
1997	11	4,823	438.5	477-2,367	215.2	279-152	12	.545	2,456	223.3	358-32.5
1998	11	3,976	361.5	546-2,270	206.4	256-141	8	.551	1,706	155.1	279-25.4
1999	12	4,262	387.5	560-2,592	235.6	239-123	12	.515	1,670	151.8	341-31.0
2000	12	4,407	400.6	491-2,178	198.0	299-173	11	.579	2,229	202.6	359-32.6
2001	11	4,702	427.5	536-2,607	237.0	311-165	12	.531	2,095	190.5	398-36.2
2002	12	5,669	472.4	533-3,075	256.3	302-167	12	.555	2,594	216.2	507-42.3
2003	13	5,364	412.6	518-2,531	194.7	390-242	12	.602	2,833	217.9	396-30.5
2004	11	3,800	345.5	389-1,294	117.6	375-202	16	.539	2,506	227.8	235-21.4
2005	12	3,639	303.2	414-999	83.2	420-238	15	.567	2,640	220.0	264-22.0
2006	12	4,537	378.1	373-1,308	109.0	470-248	12	.528	3,229	269.1	306-25.5
2007	13	4,125	317.3	401-1,232	94.8	528-303	23	.574	2,893	222.5	213-16.3
2008	13	5,157	396.7	406-1,600	123.1	521-318	15	.610	3,557	273.6	375-28.8
2009	12	4,599	383.3	413-1,659	138.2	423-260	7	.615	2,940	245.0	341-28.4
2010	12	5,132	427.7	491-2,462	205.2	341-224	7	.657	2,670	222.5	413-34.4
2011	12	6,197	516.4	491-3,052	238.5	375-261	8	.696	3,335	277.9	525-43.8
2012	12	5,782	481.8	450-2,311	192.6	403-272	11	.675	3,471	289.2	433-36.1
2013	12	5,191	432.6	485-2,287	190.6	407-235	14	.577	2,904	242.0	382-31.8
2014	12	5,438	453.2	466-2,516	209.7	399-233	9	.583	2,922	243.5	399-33.2
2015	12	6,730	560.8	565-3,206	267.2	402-267	9	.664	3,524	293.7	553-46.1
2016	12	5,474	456.2	549-2,837	236.4	357-211	26	.591	2,637	219.8	448-37.3
2017	12	5,620	468.3	491-2,059	171.6	382-265	4	.694	3,561	296.8	521-43.4
2018	12	5,022	418.5	423-2,313	171.8	392-229	4	.584	2,961	246.8	360-30.0
2019	12	5,736	478.0	551-2,742	228.5	376-240	6	.638	2,994	249.5	433-36.1

# FIRST-TEAM AP ALL-AMERICANS

1947 All-American

## RAY EVANS




Ray Evans, KU's first All-America selection (along with Otto Schnellbacher), qualifies as one of the greatest athletes in Kansas history.

Evans is the only player in NCAA history to lead the nation in both passing (1,117 yards) and interceptions (10) in the same season (1942). His single-season interception mark, in fact, still remains a KU record. In addition to being an All-American in football, Evans was also a two-time selection as a Helms Foundation basketball All-American for head coach Phog Allen.

He is the only athlete in KU history to have both his football jersey number (42) and basketball jersey (15) retired. Evans was a key performer in helping the Jayhawks to an 8-1-2 record, a first-place tie in the Big Six Conference and a spot in the 1948 Orange Bowl his senior season. Evans once owned the NCAA record of consecutive passing attempts (60) without an interception. He played professionally for one season with Pittsburgh.

1947 All-American

## OTTO SCHNELLBACHER



Known as the "Double Threat from Sublette," Otto Schnellbacher excelled during his days as an athlete at Kansas in both football and basketball. Schnellbacher served as a co-captain of the 1947 Jayhawk team that won a share of the conference title and earned a spot in the Orange Bowl.

He is one of just three KU athletes to serve as a captain in both football and basketball. A two-time All-Big Six selection, Schnellbacher was credited with 58 career pass receptions for 1,069 yards and both marks stood as school records for 22 years. He averaged 18.4 yards per reception. Schnellbacher was a regular in 1942 and had his career put on hold during World War II. A four-time all-conference selection in basketball, Schnellbacher played both football and basketball professionally. He played football for four seasons with the New York Yankees of the All-America Football Conference and the New York Giants of the NFL. He intercepted 34 passes and was named All-Pro defensive back three times before retiring after the 1951 season.

1951 All-American

## GEORGE MRKONIC



George Mrkonic teamed with Oliver Spencer to anchor one of the great lines in Kansas football history during the early 1950s.

Mrkonic, a two-time (1950-51) all-conference selection, played left guard on offense and defensive tackle. Mrkonic also handled punting duties during his KU career and led the Jayhawks in punting statistics in 1951.

During his three years in the lineup, Kansas compiled a combined 21-9 record, including an 8-2 mark in 1951 and 7-3 record in 1952. Mrkonic was selected to play in the East-West Shrine Game in 1952 and had a brief stint in professional football as a member of the Philadelphia Eagles. He also played one season in the Canadian Football League.

1952 All-American

## GIL REICH



Although he played just one season at Kansas after transferring from the United States Military Academy, Gil Reich quickly established himself as one of the most determined performers in Jayhawk history.

He was a standout as a cornerback, excelling in run support and as a punt returner. Reich earned all-conference and All-America honors for his performance as a defensive back. In addition, Reich split time as the starting quarterback with Jerry Robertson. He accounted for 428 yards in total offense and was credited with five touchdown passes. He averaged 17.2 yards on 19 punt returns and also served as the Jayhawks' punter and kicked extra points.

Reich was also a two-sport standout, playing a significant role on the Jayhawks' 1952-53 basketball team. As a starting guard, Reich helped direct the Jayhawks to the 1953 National Championship game -- a 69-68 loss to Indiana.

1952 All-American

## OLIVER SPENCER



A dominating blocker and outstanding athlete, Spencer and teammate George Mrkonic were recognized as two of college football's premier linemen during the early 1950s. Spencer excelled at right offensive tackle, helping the Jayhawks to a combined 15-5 mark during his two seasons as a regular on the offensive front.

As a sophomore, Spencer was a backup at KU behind future pro football hall of famer Mike McCormack. Following his senior season, Spencer was selected to play in both the East-West Shrine Game and the Senior Bowl.

He played in the National Football League for the Detroit Lions and Green Bay Packers from 1953-61, and served as an offensive line coach for the Oakland Raiders for 19 seasons (1962-79).

1960-61 All-American

## JOHN HADL



John Hadl easily represents one of the greatest all-around performers in Kansas history. The Jayhawks' first two-time All-America selection, Hadl excelled in the Jayhawk offense as a quarterback and part-time halfback.


He was also a highly effective defensive back, return specialist and one of the nation's top punters during his three-year career. His jersey No. 21 is one of just three retired in Kansas football history. A three-time all-conference selection, Hadl ended his career with 1,281 yards passing and 1,016 yards rushing. He still holds the school record for longest punt (94 yards vs. Oklahoma in 1959, third-longest in NCAA history) and has the third-longest interception return (98 yards vs. TCU in 1959).

Hadl, who led the nation in punting in 1959 with a 45.6 average, was a standout on some of KU's great teams. The Jayhawks were a combined 14-5-2 his junior and senior seasons with Hadl at the controls and ranked nationally in the top 20 each season. He concluded his senior season by leading KU to a 33-7 win over Rice in the Bluebonnet Bowl. Hadl was named Most Valuable Player in the East-West Shrine game and the College All-Star Game.

Hadl enjoyed a 16-year career in the NFL, passing for 33,513 yards. He was recognized as the NFL Man of the Year in 1971 and was inducted into the College Football Hall of Fame in 1994. Following a successful career in coaching, Hadl moved into administration and currently serves as an associate athletics director at his alma mater.

1963-64 All-American

## GALE SAYERS



Gale Sayers, the "Kansas Comet," established himself in his collegiate and professional career as one of the great running backs in the history of football. A two-time All-America selection for the Jayhawks, Sayers concluded his KU career with 2,675 yards rushing and 3,917 all-purpose yards. Sayers led KU in rushing, touchdowns and kickoff returns all three years he was in the lineup. He also led the team in receiving and punt returns as a junior and senior. Sayers became the first player in NCAA Division IA history to record a 99-yard run when he broke loose against Nebraska in Lincoln during the 1963 season. He also had a 96-yard kickoff return in a 15-14 upset of Oklahoma his senior season.

Sayers was a first-round draft pick of the Chicago Bears (and Kansas City Chiefs) and had an abbreviated seven-year NFL career that was cut short by a knee injury. He led the league in rushing in 1966 and 1969. He retired in 1972 with a career total of 4,956 rushing yards. He was inducted into the Pro Football Hall of Fame in 1977 at age 34, the youngest person ever selected. He served as assistant athletics director at his alma mater from 1972-76.



JOHN HADL

# FIRST-TEAM AP ALL-AMERICANS

1968 All-American

BOBBY DOUGLASS



Twice selected All-Big Eight Conference (1967-68), Douglass was named to both the United Press International (UPI) and Kodak All-America teams in 1968. In his senior season, Douglass directed the Pepper Rodgers-coached Jayhawks to a 9-2 record, a share of the Big Eight Conference title and a spot in the 1969 Orange Bowl. He passed for 1,316 yards and 12 touchdowns his final year as a Jayhawk. He threw for touchdowns in six consecutive games in 1968 which represented a school record. He ranks eighth all-time in career passing yardage with 2,817 yards.

His 3,832 yards in total offense qualifies as the 10th-best mark in KU history and he was responsible for 39 touchdowns during his career, a mark that ranks sixth on KU's all-time listing. Douglass was selected to play in the Senior Bowl, American Bowl and the College All-Star game in Chicago following his senior season. He earned Most Valuable Player honors in the American Bowl. Douglass played professionally in the NFL for 13 years with Chicago, San Diego, New Orleans and Green Bay.

1968 All-American

JOHN ZOOK



A three-year letterman and two-time All-Big Eight Conference selection, John Zook anchored one of the top defensive units in Kansas football history.


Zook earned All-America honors in 1968 as the defensive standout on a Kansas team that finished with a 9-2 record, shared the conference championship and faced Penn State in the Orange Bowl. The Jayhawks were ranked sixth nationally in the final Associated Press poll -- Zook's senior season.

He finished his career with 202 total tackles, which ranks as the fourth-best mark among defensive linemen in school history.

"He never played but full speed from snap one to snap 100. He was the most full-speed player on every snap that you could imagine," said Pepper Rodgers.

1973 All-American

DAVID JAYNES




David Jaynes brought a lethal arm to the Kansas offense in the early 1970s and broke virtually every season and career passing mark in the Jayhawk record book. A highly recruited high school quarterback at nearby Bonner Springs, Jaynes concluded his career ranked No. 1 all-time in passing yardage (a mark later broken by Frank Seurer) with 5,132 yards. His 35-career passing touchdowns stood as a school record for 34 years.

Jaynes, who earned All-America honors in 1973, had his greatest game as a senior in 1973 with a school-record performance against Tennessee in Knoxville. Jaynes connected on 35-of-58 attempts for 394 yards. "I've never seen him have a better day in his life," said then-head coach Don Fambrough. Jaynes directed the Jayhawks to a 7-4-1 record his senior year, including a trip to the Liberty Bowl. Jaynes, who led KU in passing for three-consecutive seasons, finished fourth in the voting for the Heisman Trophy in 1973.

1983 All-American

BRUCE KALLMEYER



Bruce Kallmeyer is regarded as one of the most potent offensive weapons in Kansas history thanks to his talents as a placekicker. Kallmeyer concluded his four-year Jayhawk career with single-season marks of field goals made (24), attempted (29) and ranks first all-time in career field goal percentage (77.9). Kallmeyer also established new standards in the Kansas record book for most field goals in a game (five) which he recorded twice in his career, against Nebraska in 1981 and Wichita State in 1983. Kallmeyer also had four field goals in the Jayhawks' upset win over Southern California in 1983.

Kallmeyer, who had a career-long 57-yard field goal against Iowa State as a senior, ranks fourth all-time in scoring with 233 points. His 98 points in 1983 qualifies as the third-best single-season mark in KU history and his 21 points against Wichita State in the same season represents the most single-game points by a KU kicker in history.

2007 All-American

ANTHONY COLLINS



Big, strong, and fast, Anthony Collins became one of the nation's premier offensive linemen in his junior season, his final year at Kansas before declaring early for the NFL Draft. The 6-6, 310-pounder was named All-America First Team by the Associated Press, Walter Camp Foundation and Football Writer's Association of America, among others, in 2007.

The Beaumont, Texas native was also one of three finalists for the Outland Trophy given to the nation's top interior linemen. Collins helped pave the way for consecutive 1,000-yard rushers in Jon Cornish and Brandon McAnderson during his last two years, while anchoring an offensive unit that was among the nation's most productive his junior year. Collins played both right and left tackle during his career. He earned All-Big 12 Honorable Mention honors as a sophomore at right tackle and then was named an All-Big 12 First Team pick as a junior after switching to the left side. He was drafted in the fourth round by the Cincinnati Bengals in 2008.

2007 All-American

AQIB TALIB



A versatile performer, Aqib Talib capped off his Kansas career by being named a consensus All-America selection after his junior season. In that junior campaign he helped lead the Jayhawks to a 12-1 record, a regular season national ranking of second and a FedEx Orange Bowl victory. A tremendous cornerback, Talib led the country in passes defended as a sophomore with 28 and then recorded 18 more the following season.

He finished his career with 13 interceptions, second all-time at KU, and added 45 passes broken up despite leaving for the NFL after his junior season. He also recorded 66 tackles as a junior as he was the Jack Tatum Award winner, a Bronko Nagurski finalist, a Jim Thorpe semifinalist and a Walter Camp watch list selection in addition to his All-America honors in 2007. Not only did Talib excel on the defensive side of the football, he saw action as a wide receiver as well. In 2007 he caught eight passes for 182 yards and four touchdowns, giving him five touchdowns on nine career receptions. In his final game at KU he was named the MVP of the FedEx Orange Bowl. He was drafted 20th overall by Tampa Bay in the 2008 NFL Draft after his junior campaign.



AQIB TALIB



# NATIONAL HONORS

## ALL-AMERICA

1935	Rutherford Hayes	2nd	NEA
		HM	AP
1947	Ray Evans	1st	AP
		3rd	FWAA
1947	Otto Schnellbacher	1st	AP
1951	George Mrkonjic	1st	AP
1952	Gil Reich	1st	AP
		1st	FWAA
1952	Oliver Spencer	1st	AP
1960	John Hadl	1st	AP
		1st	FWAA
1961	John Hadl	1st	AP
		1st	FWAA
1961	Curtis McClinton	1st	TSN
1963	Gale Sayers	1st	AP
		1st	AFCA
		1st	WC
1964	Gale Sayers	1st	AP
		1st	AFCA
		1st	FWAA
		1st	WC
1968	Bobby Douglass	1st	AP
		1st	AFCA
1968	John Zook	1st	AP
		1st	AFCA
		1st	FWAA
1973	David Jaynes	1st	AP
		1st	AFCA
		1st	WC
1975	Nolan Cromwell	HM	AP
1983	Bruce Kallmeyer	1st	AP
		1st	AFCA
1984	Willie Pless	2nd	AP
1991	Tony Sands	3rd	AP
1992	Dana Stubblefield	2nd	AP
2004	Charles Gordon	3rd	AP
2005	Nick Reid	3rd	AP
2007	Aqib Talib	1st	AP
		1st	FWAA
		1st	WC
2007	Anthony Collins	1st	AP
		1st	FWAA
		1st	WC
2007	James McClinton	2nd	AP
2018	Joe Dineen Jr.	2nd	AP
		2nd	TSN
2018	Pooka Williams Jr.	2nd	FWAA

AP - Associated Press; FWAA - Football Writer's Association of America; TSN - The Sporting News; WC - Walter Camp; AFCA - American Football Coaches Association; NEA - Newspaper Enterprise Association

## FWAA - FRESHMAN ALL-AMERICA

2018 Pooka Williams Jr.

## THE SPORTING NEWS - FRESHMAN ALL-AMERICA

2003	Charles Gordon
2003	Jonathan Lamb
2003	Bob Whitaker

## COLLEGE FOOTBALL HALL OF FAME

1951	Fielding H. Yost, coach (1899)
1954	Jim Bausch, HB (1929-30)
1964	Ray Evans, HB (1941-42, 46-47)
1964	Gale Sayers, HB (1962-64)
1994	John Hadl, QB (1959-61)
2001	John Outland, OT (1895)

## ACADEMIC ALL-AMERICANS - COSIDA

1964	Fred Elder
1967	Mike Sweatman
1968	Dave Morgan
1970	Mike McCoy (2nd Team)

1971	Mike McCoy
1976	Tom Fitch
1982	Bruce Kallmeyer (2nd Team)
1995	Darrin Simmons
2007	Russell Brorsen
2007	John Larson (2nd Team)

## NATIONAL FOOTBALL FOUNDATION AND HALL OF FAME GRADUATE FELLOWSHIPS

1964	Ron Oelschlager
------	-----------------

## NCAA POST-GRADUATE SCHOLARSHIP

1964	Ron Oelschlager
1968	David Morgan
1971	Mike McCoy
1972	John Schroll
1978	Tom Fitch
1986	Mark Henderson

## NATIONAL FOOTBALL FOUNDATION SCHOLAR-ATHLETES

1964	Ron Oelschlager
1971	Mike McCoy
1977	Tom Fitch

## NATIONAL ASSOCIATION OF COLLEGIATE DIRECTORS OF ATHLETICS

1993	Greg Ballard
------	--------------

## NFL HALL OF FAME

1977	Gale Sayers, Chicago
1985	Mike McCormack, Cleveland
1992	John Riggins, Washington

## CANADIAN FOOTBALL HALL OF FAME

2005	Willie Pless, LB
------	------------------

## NATIONAL COACH OF THE YEAR

2007	Mark Mangino
------	--------------

## HEISMAN VOTING

1961	John Hadl (7th)
1968	Bobby Douglass (7th)
1973	David Jaynes (4th)

## BOWL GAME MVPS

### 1961 BLUEBONNET BOWL

Ken Coleman, FB (Offensive MVP)

### 1969 ORANGE BOWL

Donnie Shanklin, RB (Offensive MVP)

### 1973 LIBERTY BOWL

David Jaynes, QB (Offensive MVP)

### 1992 ALOHA BOWL

Dana Stubblefield, DT (MVP)

### 1995 ALOHA BOWL

Mark Williams, QB (MVP)

### 2005 FORT WORTH BOWL

Jason Swanson, QB (MVP)

### 2008 FEDEX ORANGE BOWL

Aqib Talib, CB (MVP)

### 2008 INSIGHT BOWL

Dezmon Briscoe, WR (Offensive MVP)

James Holt, LB (Defensive MVP)



DEZMON BRISCOE



JAMES HOLT



POOKA WILLIAMS JR.

# ALL-STAR GAME SELECTIONS

## ALL-AMERICAN - (TUCSON, ARIZ.)

1961 Elvin Basham, guard

## AMERICAN BOWL - (TAMPA, FLA.)

1968 Bobby Douglass, quarterback  
1968 John Zook, end  
1968 Dave Morgan, defensive back  
1970 Steve Lawson, tackle  
1971 Kenny Page, linebacker  
1973 Don Goode, defensive end  
1975 Steve Taylor, cornerback  
1976 Chris Golub, free safety

## BLUE-GRAY - (MONTGOMERY, ALA.)

1953 Joe Lundy, tackle  
1960 Roger Hill, halfback  
1960 Doyle Schick, fullback  
1962 Marvin Clothier, tackle  
1963 Ken Coleman, fullback  
1964 Brian Schweda, tackle  
1971 Kenny Page, linebacker  
1972 Eddie Sheats, linebacker  
1972 Roger Bernhardt, guard  
1972 Gery Palmer, tackle  
1974 Steve Towle, linebacker  
1976 Terry Beeson, linebacker  
1983 Paul Fairchild, guard  
1983 Reggie Smith, tackle  
1984 Bennie Simecka, center  
1985 Mike Norseth, quarterback (MVP)  
1985 Willie Pless, linebacker  
1985 Sylvester Byrd, tight end  
1986 Paul Oswald, center  
1988 Willie Vaughn, wide receiver  
1990 Chip Budde, center  
1994 Kwamie Lassiter, defensive back  
1994 Gerald McBurrows, defensive back  
1996 Scott Whittaker, offensive tackle  
1998 Justin Glasgow, offensive guard  
2000 Carl Nesmith, defensive back  
2001 Algie Atkinson, linebacker  
2001 Justin Hartwig, offensive line

## CASINO DEL SOL BOWL - (TUCSON, ARIZ.)

2013 Dayne Crist, quarterback

## CHALLENGE BOWL - (SEATTLE, WASH.)

1978 Franklin King, defensive tackle  
(Corpus Christi, Texas)  
1962 Rodger McFarland, quarterback  
1963 Armand Baughman, fullback

## COACHES ALL-AMERICA GAME

1961 Fred Hageman, center  
1965 Gale Sayers, halfback  
1965 Brian Schweda, tackle  
1969 John Zook, end  
1969 Bobby Douglass, quarterback  
1969 Keith Christensen, tackle  
1975 Emmett Edwards, receiver  
1976 Dave Scott, offensive tackle  
1976 Steve Taylor, cornerback

## COLLEGE ALL-STAR - (CHICAGO, ILL.)

1934 Pete Mehringer, tackle  
1944 George Dick, end  
1951 Mike McCormack, tackle  
1954 Bob Hantla, guard  
1961 Fred Hageman, center  
1962 John Hadl, quarterback  
1962 Curtis McClinton, halfback  
1965 Gale Sayers, halfback  
1969 Bobby Douglass, quarterback  
1971 Steve Lawson, tackle  
1971 John Riggins, fullback  
1971 Larry Brown, end  
1974 David Jaynes, quarterback  
1975 Emmett Edwards, receiver

## COLLEGE GRIDIRON SHOWCASE - (ARLINGTON, TEXAS)

2015 Nigel King, wide receiver  
2015 Jimmay Mundine, tight end/fullback  
2015 Dexter McDonald, cornerback

## DIXIE GRIDIRON CLASSIC - (ST. GEORGE, UTAH)

2010 Chris Harris, defensive back

## EAST-WEST SHRINE - (TAMPA, FLA.)

1930 Jim Bausch, fullback  
1932 George Atkeson, guard  
1935 Dick Sklar, guard  
1937 Clarence Douglass, fullback  
1946 Don Fambrough, guard  
1950 Mike McCormack, tackle  
1951 Oliver Spencer, tackle  
1951 George Mrkonjic, guard  
1953 Bob Hantla, guard  
1953 Morris Kay, end  
1956 Galen Wahlmeier, center  
1959 John Peppercorn, end  
1960 Fred Hageman, center  
1961 John Hadl, quarterback  
1961 Curtis McClinton, halfback  
1964 Gale Sayers, halfback  
1966 George Harvey, linebacker  
1967 Mike Sweatman, linebacker  
1973 David Jaynes, quarterback  
1973 Don Goode, defensive end  
1976 Terry Beeson, linebacker  
1977 Tom Dinkel, defensive end  
1978 Mike Wellman, center  
1979 Mike Hubach, kicker  
1979 Jim Zidd, defensive end  
1980 David Verser, wide receiver  
1981 Kyle McNorton, linebacker  
1985 Willie Pless, linebacker  
1985 Sylvester Byrd, tight end  
1988 Willie Vaughn, wide receiver  
1991 Tony Sands, running back  
1992 Matt Gay, wide receiver  
1993 Dan Eichloff, kicker  
1994 John Jones, offensive guard  
1995 Rod Jones, tackle  
1995 L.T. Levine, running back  
1996 Ronnie Ward, linebacker  
1997 Ron Warner, linebacker  
1998 Dan Dercher, offensive tackle  
2000 Carl Nesmith, defensive back  
(Houston)

2006 Jon Cornish, running back  
2008 Marcus Henry, wide receiver  
2008 Brandon McAnderson, run. back  
2008 James McClinton, defensive tackle  
(Orlando, Fla.)  
2010 Todd Reesing, quarterback  
2010 Kerry Meier, wide receiver  
2010 Darrell Stuckey, safety  
2012 Steven Johnson, linebacker  
2013 Tanner Hawkinson, offensive line  
2013 Bradley McDougald, safety  
2015 Ben Heeney, linebacker  
2017 Fish Smithson, safety  
2019 Joe Dineen Jr., linebacker  
2019 Daniel Wise, defensive line  
(\* - Games played in Palo Alto, Calif.)

## HULA BOWL - (HONOLULU, HAWAII)

1959 John Peppercorn, end  
1961 John Hadl, quarterback  
1961 Curtis McClinton, halfback  
1964 Gale Sayers, halfback  
1966 George Harvey, linebacker  
1967 Mike Sweatman, linebacker  
1971 Mike McCoy, center  
1973 David Jaynes, quarterback  
1979 Mike Hubach, kicker  
1980 Joe Tumpich, safety  
1981 Bryan Horn, defensive end  
1982 Wayne Capers, receiver  
1982 Don Fambrough, coach  
1983 Bruce Kallmeyer, kicker  
1985 Mike Norseth, quarterback  
1985 Richard Estell, wide receiver  
1991 Tony Sands, tailback  
1991 Christopher Perez, off. tackle  
1992 Dana Stubblefield, def. tackle  
1993 Chris Maumalanga, def. tackle

1994 John Jones, offensive guard  
1995 Mark Williams, quarterback  
1996 Isaac Byrd, wide receiver  
2004 David McMillan, defensive end  
2004 Brandon Rideau, wide receiver  
2004 Joe Vaughn, offensive line

## JAPAN BOWL - (TOKYO, JAPAN)

1979 Mike Hubach, kicker  
1981 Kyle McNorton, linebacker  
1983 Paul Fairchild, guard

## LAS VEGAS BOWL - (LAS VEGAS, NEV.)

2005 Nick Reid, linebacker

## MEDAL OF HONOR BOWL (CHARLESTON, S.C.)

2015 Cassius Sendish, safety

## NFLPA - (CARSON, CALIF.)

2011 Brad Thorson, tackle  
2013 Dayne Crist, quarterback  
2013 Trevor Marrongelli, offensive line  
2013 Toben Oporum, defensive line  
2013 Josh Williams, defensive line  
2013 Duane Zlatnik, offensive line  
2014 James Sims, running back  
2015 Nick Harwell, wide receiver  
2019 Steven Sims Jr., wide receiver  
2019 Dwayne Wallace, offensive line

## NORTH-SOUTH - (MIAMI, FLA.)

1948 Hugh Johnson, tackle  
1949 Forrest Griffith, halfback  
1950 Wade Stinson, halfback  
1952 Bob Brandeberry, halfback  
1970 Larry Brown, end  
1970 John Riggins, fullback

## PARADISE BOWL - (ST. GEORGE, UTAH)

2002 Leo Etienne, linebacker  
2002 Greg Cole, linebacker

## PRO BOUND SPORTS BOWL - (LITTLE ROCK, ARK.)

2010 Angus Quigley, running back  
2010 Johnathan Wilson, wide receiver

## ROTARY GRIDIRON CLASSIC (ORLANDO, FLA.)

2002 Justin Sands, offensive tackle

## REESE'S SENIOR BOWL - (MOBILE, ALA.)

1953 Oliver Spencer, tackle  
1954 Bob Hantla, guard  
1961 Fred Hageman, center  
1963 Marvin Clothier, tackle  
1964 Ken Coleman, fullback  
1969 John Zook, end  
1969 Bobby Douglass, quarterback  
1968 Keith Christensen, tackle  
1971 John Riggins, fullback  
1973 Eddie Sheats, linebacker  
1973 Roger Bernhardt, guard  
1973 Gery Palmer, tackle  
1973 Don Goode, defensive end  
1973 Mitch Sutton, defensive tackle  
1974 David Jaynes, quarterback  
1974 Emmett Edwards, receiver  
1976 Eddie Lewis, cornerback  
1977 Terry Beeson, linebacker  
1977 Mike Butler, defensive tackle  
1977 Laverne Smith, halfback  
1979 Mike Wellman, offensive line  
1980 LeRoy Irvin, safety  
1980 David Verser, wide receiver  
1983 Wayne Capers, wide receiver  
1984 Bruce Kallmeyer, kicker  
1984 Frank Seurer, quarterback  
1986 Mike Norseth, quarterback  
1986 Willie Pless, linebacker  
1989 Willie Vaughn, wide receiver  
1993 Gilbert Brown, defensive tackle  
1993 Keith Loneker, offensive tackle  
1994 Dan Eichloff, kicker  
1996 Dorian Brew, defensive back  
1996 June Henley, running back  
2001 Moran Norris, fullback  
2002 Nate Dwyer, defensive tackle  
2015 JaCorey Shepherd, cornerback  
2020 Hakeem Adeniji, offensive line  
2020 Azur Kamara, outside linebacker

## SPIRAL TROPICAL BOWL - (DAYTONA BEACH, FLA.)

2016 Damani Mosby, defensive end  
2016 Marnez Ogletree, cornerback  
2016 Tevin Shaw, safety  
2018 Jayson Rhodes, offensive line  
2019 Brian Lipscomb, linebacker  
2019 Mavin Saunders, tight end  
2019 Ryan Schadler, wide receiver-kick returner  
2019 Dwayne Wallace, offensive line  
2020 Codey Cole III, defensive lineman  
2020 Darrius Moragne, defensive lineman  
2020 Carter Stanley, quarterback  
2020 Bryce Tormeden, safety  
(\* - Game played in DeLand, Fla.)

## STATE FARM ALL-STAR FOOTBALL CHALLENGE - (ARLINGTON, TEXAS)

2020 Carter Stanley, quarterback

## TEXAS CENTENNIAL ALL-STAR - (DALLAS, TEXAS)


1936 Dick Sklar, guard  
1936 John Peterson, back

## TEXAS VS. THE NATION - (EL PASO, TEXAS)

2008 James Holt, linebacker  
2013 Greg Brown, cornerback

## U.S. BOWL - (WASHINGTON, D.C.)

1961 Elvin Basham, guard



CARTER STANLEY



# ALL-CONFERENCE HONORS

## MISSOURI VALLEY - (1907-28)

(first-team honorees listed)

1907	Howard "Tub" Reed	G
1908	Swede Carlson	C
	Carl Pleasant	E
	Howard "Tub" Reed	G
1909	Ellis Davidson	G
	Swede Carlson	C
	Carl Pleasant	E
1910	Earl Ammons	E
	Ellis Davidson	G
1911	Earl Ammons	FB
1912	Harold Brownlee	E
	H. E. Burnham	G
	Bill Weidlein	T
1913	Will Burton	T
	Butch Stuewe	FB
	Bill Weidlein	G
1914	Andy Groft	G
	Tony James	G/T
	Ad Lindsey	HB
1916	Will Burton	G
	Ad Lindsey	HB
1917	Stem Foster	QB
	Dutch Lonborg	E
	George Nettels	T
1919	Scrubby Laslett	E
	Dutch Lonborg	E
	Frank Mandeville	FB
1920	Dutch Lonborg	QB
1921	Pete Jones	G
1923	Charles Black	E
	Bob Mosby	T
1924	Babe Smith	T

## BIG SIX - (1929-47)

(first-team honorees listed)

1929	Jim Bausch	FB
	John Schopflin	T
1930	Jim Bausch	HB
	Ormand Beach	FB
	Forrest Cox	HB
	Earl Foy	T
	Charles Smoot	C
1931	Otto Rost	T
1932	George Atkeson	G
	Pete Mehringer	T
	Elmer Schaaake	HB
1933	Ernest Casini	E
	Pete Mehringer	T
1934	Milo Clawson	T
	George Haggood	HB
	Dick Sklar	G
1935	Rutherford Hayes	E
	John Peterson	FB
	Ed Phelps	C
	Dick Sklar	G
1937	Clarence Douglass	FB
	Lewis Ward	T
1938	Ferrell Anderson	G
1940	Don Pierce	C
1941	Hub Ulrich	E
1942	Ray Evans	HB
1943	Frank Gruden	G
1944	Charlie Moffatt	HB
1945	Dave Schmidt	E
1946	Ray Evans	HB
	Don Fambrough	G
	Lynne McNutt	QB
	Dave Schmidt	E
	Otto Schnellbacher	E
1947	Ray Evans	HB
	Don Ettinger	T
	Don Fambrough	G
	Forrest Griffith	FB
	Otto Schnellbacher	E

## BIG SEVEN - (1948-57)

(first-team honorees listed)

1948	Dick Gilman	QB
	Forrest Griffith	FB
	Bryan Sperry	E
	Dick Tomlinson	G

1949	Bill Schaaake	E
	Dick Tomlinson	G
1950	Mike McCormack	T
	George Mrkoncic	G
	Wade Stinson	HB
1951	Bob Brandeberry	HB
	Bob Hantla	G
	Charlie Hoag	HB
	George Kennard	G
	John Konek	HB
	George Mrkoncic	T
	Bill Schaaake	E
	Oliver Spencer	T
	Orban Tice	E
1952	Galen Fiss	FB
	Bob Hantla	G
	Charlie Hoag	HB
	Paul Leoni	E
	Gil Reich	DB
	Oliver Spencer	T
1956	Frank Gibson	T
	Jim Letcavits	E
1957	Jim Letcavits	E

## BIG EIGHT - (1958-95)

(first-team honorees listed)

1958	Homer Floyd	HB
	John Peppercorn	T
1959	John Hadl	HB
	Fred Hageman	C
	Curtis McClinton	HB
	John Peppercorn	E
1960	Elvin Basham	G
	John Hadl	QB
	Fred Hageman	C
	Curtis McClinton	HB
1961	Elvin Basham	G
	John Hadl	QB
	Curtis McClinton	HB
1962	Gale Sayers	HB
1963	Pete Quatrochi	C
	Gale Sayers	HB
	Mike Shinn	E
1964	Gary Duff	HB
	Gale Sayers	HB
	Brian Schweda	T
1965	Dick Pratt	G
1966	Mike Sweatman	LB
1967	Bobby Douglass	QB
	John Greene	G
	Mike Sweatman	LB
	John Zook	DE
1968	Keith Christensen	T
	Bobby Douglass	QB
	Emery Hicks	LB
	John Mosier	TE
	John Riggins	FB
	John Zook	DE
1969	Dale Evans	C
	Emery Hicks	LB
1970	Steve Lawson	G
	John Riggins	FB
1971	Kenny Page	LB
	John Schroll	TE
1972	Eddie Sheats	LB
1973	Emmett Edwards	WR
	David Jaynes	QB
	Kurt Knoff	CB
	Dean Zook	DE
1974	Emmett Edwards	WR
	Kurt Knoff	SS
	Mike Lemon	NG
	Laverne Smith	HB
	Steve Towle	LB
1975	Mike Butler	DT
	Nolan Cromwell	QB
	Kurt Knoff	SS
1976	Terry Beeson	LB
	Chris Golub	FS
1977	Tom Fitch	SS
1978	Mike Hubach	K
1979	Mike Hubach	K
	David Verser	WR

1980	Kerwin Bell	TB
	Stan Gardner	NG
	Bucky Scribner	P
	Joe Tumpich	S
	David Verser	WR
1981	Wayne Capers	WR
	David Lawrence	OG
	Kyle McNorton	LB
	Bucky Scribner	P
1982	Bucky Scribner	P
1983	Bruce Kallmeyer	K
	Willie Pless	LB
1984	Willie Pless	LB
1985	Richard Estell	WR
	Willie Pless	LB
1986	Willie Vaughn	WR
1988	Willie Vaughn	WR
1989	Quintin Smith	WR
1990	Dan Eichloff	P
1991	Dan Eichloff	P/K
	Christopher Perez	OT
	Tony Sands	TB
	Dana Stubblefield	DT
	Doug Terry	S
1992	Dwayne Chandler	TE
	Dan Eichloff	K
	Chip Hilleary	QB
	John Jones	OG
	Kwamie Lassiter	S
	Keith Loneker	OT
	Dana Stubblefield	DT
1993	Hessley Hempstead	OG
	June Henley	RB
	John Jones	OG
	Chris Maumalanga	DT
1994	Hessley Hempstead	OG
1995	Chris Banks	OG
	Dorian Brew	DB

## BIG 12 - (1996-PRESENT)

(all honorees listed)

1996	Isaac Byrd	WR (2nd)
	June Henley	RB (2nd)
	Ronnie Ward	LB (2nd)
	Tony Blevins	DB (3rd)
	Ron Warner	DL (3rd)
	Jason Harris	DB (HM)
	Scott Whittaker	OL (HM)
1997	Ron Warner	LB (1st)
	Tony Blevins	DB (2nd)
	Dean Royal	P (2nd)
	Brett McGraw	DL (3rd)
	Patrick Brown	LB (HM)
	Maurice Gaddie	DB (HM)
	Joe Garcia	PK (HM)
	Justin Glasgow	OL (HM)
	Jason Harris	DB (HM)
	Mike Lies	OL (HM)
	Eric Vann	RB (HM)
1998	Michael Allen	DB (3rd)
	Dan Dercher	OL (3rd)
	Steve Bratten	LB (HM)
	Pat Brown	DE/OLB (HM)
	Termaine Fulton	WR (HM)
	Justin Glasgow	OL (HM)
	Mike Lies	OL (HM)
	David Winbush	RB (HM)
1999	Carl Nesmith	DB (1st)
	Dameon Hunt	OL (3rd)
	Moran Norris	RB (3rd)
	Joey Pelfanio	P (3rd)
	Tim Bowers	LB (HM)
	Mike Chandler	WR (HM)
	Andrew Davison	DB (HM)
	Chris Enneking	OL (HM)
	Harrison Hill	WR (HM)
	Dion Johnson	DL (HM)
	Andrew LeClair	LB (HM)
	Dion Rayford	DL (HM)
	Dylen Smith	QB (HM)
2000	Nate Dwyer	DL (2nd)
	Carl Nesmith	DB (2nd)
	David Winbush	RB (2nd)
	Moran Norris	RB (3rd)

	Marc Owen	OL (3rd)
	Andrew Davison	DB (HM)
	Harrison Hill	WR (HM)
	Chaz Murphy	DL (HM)
	Marcus Rogers	LB (HM)
	Dylen Smith	WB (HM)
2001	Nate Dwyer	DT (1st)
	Justin Hartwig	OL (2nd)
	Marcus Rogers	LB (3rd)
	Algie Atkinson	LB (HM)
	Andrew Davison	DB (HM)
	Roger Ross	WR (HM)
2002	Byron Gasaway	WR (HM)
	Justin Sands	OL (HM)
2003	Curtis Ansel	P (3rd)
	Charles Gordon	KR (3rd)
	Adrian Jones	OL (3rd)
	Gabriel Toomey	LB (3rd)
	Joe Vaughn	OL (3rd)
	Bill Whittemore	QB (3rd)
	Clark Green	RB (HM)
	John Randle	DB (HM)
	Nick Reid	LB (HM)
	Mark Simmons	WR (HM)
	Tony Stubbs	DB (HM)
2004	Charles Gordon	CB (1st)
	David McMillan	DE (1st)
	Nick Reid	LB (2nd)
	Joe Vaughn	OL (2nd)
	Jermial Ashley	DL (HM)
	Charles Gordon	WR (HM)
	Rodney Harris	DB (HM)
	Brandon Rideau	WR (HM)
	Tony Stubbs	DB (HM)
	Gabriel Toomey	LB (HM)
2005	Charles Gordon	KR/PR (1st)
	Charlton Keith	DL (1st)
	Nick Reid	LB (1st)
	Jermial Ashley	DL (2nd)
	Charles Gordon	DB (2nd)
	Rodney Allen	DL (HM)
	Banks Floodman	LB (HM)
	Rodney Fowler	DB (HM)
	Charles Gordon	WR (HM)
	Clark Green	RB (HM)
	Kevin Kane	LB (HM)
	David Ochoa	OL (HM)
	Brandon Perkins	LB (HM)
	Mark Simmons	WR (HM)
	Aqib Talib	DB (HM)
	Kyle Tucker	P (HM)
	Bob Whitaker	OL (HM)
2006	Jon Cornish	RB (1st)
	Aqib Talib	DB (1st)
	Brandon McAnderson	FB (2nd)
	David Ochoa	OL (2nd)
	Jerome Kemp	DB (HM)
	James McClinton	DL (HM)
	Mike Rivera	LB (HM)
	Bob Whitaker	OL (HM)
2007	Anthony Collins	OL (1st)
	James McClinton	DL (1st)
	Joe Mortensen	LB (1st)
	Aqib Talib	DB (1st)
	Marcus Henry	WR (2nd)
	Marcus Herford	KR/PR (2nd)
	Brandon McAnderson	RB (2nd)
	Todd Reesing	QB (2nd)
	Ryan Cantrell	OL (HM)
	James Holt	LB (HM)
	Mike Rivera	LB (HM)
	Cesar Rodriguez	OL (HM)
	Darrell Stuckey	DB (HM)
	Scott Webb	PK (HM)
2008	Darrell Stuckey	S (1st)
	Dezmon Briscoe	WR (2nd)
	James Holt	LB (2nd)
	Caleb Blakesley	DT (HM)
	Ryan Cantrell	OL (HM)
	Jake Laptad	DE (HM)
	Adrian Mayes	OL (HM)
	Kerry Meier	WR (HM)
	Mike Rivera	LB (HM)
	Jake Sharp	RB (HM)



2009	Dezmon Briscoe	WR (1st)
	Kerry Meier	WR (2nd)
	Tanner Hawkinson	OT (HM)
	Jake Laptad	DE (HM)
	Todd Reesing	QB (HM)
	Alonso Rojas	P (HM)
	Darrell Stuckey	S (HM)
2010	D.J. Beshears	KR (HM)
	Jake Laptad	DE (HM)
	Alonso Rojas	P (HM)
2011	Jeremiah Hatch	OL (2nd)
	Tim Biere	TE (HM)
	Ron Doherty	P (HM)
	Steven Johnson	LB (HM)
	Bradley McDougald	DB (HM)
	Toben Oporum	DE (HM)
	Duane Zlatnik	OL (HM)
2012	Tanner Hawkinson	OL (2nd)
	Ben Heeney	LB (2nd)
	Bradley McDougald	S (2nd)
	James Sims	HB (2nd)
	Jimmy Mundine	TE (HM)
	Tony Pierson	HB (HM)
	Duane Zlatnik	OL (HM)
2013	Ben Heeney	LB (2nd)
	James Sims	RB (2nd)
	Ngalu Fusimalohi	OL (HM)
	Isaiah Johnson	S (HM)
	Dexter McDonald	CB (HM)
	Jimmy Mundine	TE (HM)
	Trevor Pardula	P (HM)
	JaCorey Shepherd	CB/KR (HM)
2014	Ben Heeney	LB (1st)
	Trevor Pardula	P/K (1st)
	JaCorey Shepherd	CB (1st)
	Jimmy Mundine	TE (2nd)
	Michael Reynolds	DE (HM)
	Cassius Sendish	S (HM)
2015	Fish Smithson	S (2nd)
	Ben Goodman Jr.	DE (HM)
	Ben Johnson	TE (HM)
	Michael Zunica	FB (HM)
2016	Dorance Armstrong Jr.	DE (1st)*
	Fish Smithson	S (1st)
	Hakeem Adeniji	OL (HM)
	D'Andre Banks	OL (HM)
	LaQuvionte Gonzalez	WR (HM)
	Mike Lee	S (HM)
	Cole Moos	P (HM)
	Steven Sims Jr.	WR (HM)
	Daniel Wise	DT (HM)
	Matthew Wyman	K (HM)
	Michael Zunica	FB (HM)
2017	Daniel Wise	DT (1st)
	Dorance Armstrong Jr.	DE (2nd)
	Joe Dineen Jr.	LB (2nd)
	Ben Johnson	TE (2nd)
	Hakeem Adeniji	OL (HM)
	Gabriel Rui	K (HM)
	Steven Sims Jr.	WR (HM)
	Bryce Tormeden	S (HM)
2018	Joe Dineen Jr.	LB (1st)
	Daniel Wise	DT (1st)
	<b>Pooka Williams Jr.</b>	<b>RB/AP (1st)</b>
	Hakeem Adeniji	OL (2nd)
	<b>Kyle Thompson</b>	<b>P (2nd)</b>
	Hasan Defense	DB (HM)
	Corione Harris	CB (HM)
	Mike Lee	DB (HM)
	<b>Stephon Robinson Jr.</b>	<b>WR (HM)</b>
	Gabriel Rui	PK (HM)
	Bryce Tormeden	S (HM)
2019	<b>Pooka Williams Jr.</b>	<b>RB (1st)</b>
	Hakeem Adeniji	OL (1st)
	Jelani Brown	DL (HM)
	Hasan Defense	DB (HM)
	Azur Kamara	DL (HM)
	Mike Lee	DB (HM)
	<b>Ben Miles</b>	<b>FB (HM)</b>
	<b>Andrew Parchment</b>	<b>WR (HM &amp; Offensive Newcomer of the Year)</b>
	<b>Gavin Potter</b>	<b>LB (HM &amp; Defensive Newcomer of the Year)</b>
	<b>Kyle Thompson</b>	<b>S (HM)</b>

\*Unanimous selection

## COACH OF THE YEAR

1967	Pepper Rodgers
1975	Bud Moore
1981	Don Fambrough
1984	Mike Gottfried
1991	Glen Mason
1995	Glen Mason
2007	Mark Mangino

## OFFENSIVE PLAYER OF THE YEAR

1967	Bobby Douglass
1975	Nolan Cromwell
1991	Tony Sands

## DEFENSIVE PLAYER OF THE YEAR

2005	Nick Reid
------	-----------

## OFFENSIVE NEWCOMER OF THE YEAR

1967	John Mosier
1980	Kerwin Bell
2002	Bill Whitemore
2003	Joe Vaughn

## DEFENSIVE NEWCOMER OF THE YEAR

1987	Curtis Moore
1988	Deral Boykin
1991	Steve Harvey
1999	Carl Nesmith
2007	Chris Harris (AP)
2013	Isaiah Johnson (C)

## OFFENSIVE FRESHMAN OF THE YEAR

1993	June Henley
2018	<b>Pooka Williams Jr.</b>

## DEFENSIVE FRESHMAN OF THE YEAR

1993	Tony Blevins
------	--------------

## PRESEASON DEFENSIVE PLAYER OF THE YEAR

2017	Dorance Armstrong Jr.
------	-----------------------

## CONFERENCE PLAYER OF THE WEEK

(Big 12 Only - 1996-present)

1996	Ronnie Ward	LB
	Nov. 3 at Iowa State	
1997	Patrick Brown	LB
	Sept. 1 vs. UAB	
	Eric Vann	RB
	Sept. 15 vs. Missouri	
	Jason Harris	Special Teams
	Nov. 3 vs. Iowa State	
1998	Harrison Hill	Special Teams
	Sept. 28 at UAB	
	David Winbush	HB
	Oct. 26 vs. Colorado	
	Steve Bratten	LB
	Oct. 26 vs. Colorado	
1999	Carl Nesmith	Special Teams
	Nov. 22 vs. Iowa State	
2000	Algie Atkinson	LB
	Sept. 16 vs. UAB	
	Marcus Rogers	LB
	Oct. 21 vs. Colorado	
2001	Reggie Duncan	RB
	Oct. 6 at Texas Tech	
	Johnny Beck	Special Teams
	Oct. 6 at Texas Tech	
2002	Gregg Heaggans	Sp. Teams
	Sept. 14 vs. Missouri State	
2003	Rodney Fowler	S
	Nov. 24 vs. Iowa State	
2004	Brandon Rideau	Sp. Teams
	Sept. 6 vs. Tulsa	
	David McMillan	DE
	Nov. 22 at Missouri	
2005	Brandon Perkins	LB
	Sept. 19 vs. Louisiana Tech	
	Charlton Keith	DE
	Nov. 7 vs. Nebraska	
	Scott Webb	PK/Sp. Teams
	Nov. 28 vs. Iowa State	
2006	Jon Cornish	RB
	Nov. 20 vs. Kansas State	
2007	Marcus Herford	KR/Sp. Teams
	Sept. 20 vs. Southeastern La.	
	Scott Webb	PK/Sp. Teams
	Oct. 22 vs. Colorado	
	Todd Reesing	QB (Co)
	Nov. 19 vs. Iowa State	

2008	Todd Reesing	QB
	Dec. 1 vs. Missouri	
	Darrell Stuckey	S
	Dec. 1 vs. Missouri	
2009	Maxwell Onyegbule	DE
	Sept. 12 vs. UTEP	
2010	Justin Springer	LB
	Sept. 11 vs. Georgia Tech	
	D.J. Beshears	KR/Sp. Teams
	Sept. 25 vs. New Mexico State	
2011	D.J. Beshears	KR/Sp. Teams
	Sept. 10 vs. Northern Illinois	
2013	Trevor Pardula	P/Sp. Teams
	Sept. 23 vs. Louisiana Tech	
	James Sims	RB
	Nov. 18 vs. West Virginia	
2014	Dexter McDonald	CB
	Sept. 6 vs. SEMO	
2016	Cole Moos	P
	Oct. 17 at Baylor	
	Dorance Armstrong Jr.	DE
	Nov. 19 vs. Texas	
	Matthew Wyman	K
	Nov. 19 vs. Texas	
2017	Joe Dineen Jr.	LB
	Sept. 2 vs. SEMO	
	Steven Sims Jr.	WR
	Oct. 28 vs. Kansas State	
2018	Joe Dineen Jr.	LB
	Sept. 8 at Central Michigan	
	<b>Pooka Williams Jr.</b>	<b>RB/Newcomer</b>
	<b>Sept. 8 at Central Michigan</b>	
	<b>Pooka Williams Jr.</b>	<b>RB/Newcomer</b>
	<b>Sept. 29 vs. Oklahoma State</b>	
	Gabriel Rui	K/Special Teams
	Oct. 27 vs. TCU	
	<b>Pooka Williams Jr.</b>	<b>RB/Newcomer</b>
	<b>Oct. 27 vs. TCU</b>	
	Joe Dineen Jr.	LB
	Nov. 10 at K-State	
	<b>Pooka Williams Jr.</b>	<b>RB/Newcomer</b>
	<b>Nov. 17 at Oklahoma</b>	
	<b>Andrew Parchment</b>	<b>WR/Newcomer</b>
	<b>Sept. 23 at West Virginia</b>	
2019	Carter Stanley	QB
	Oct. 28 vs. Texas Tech	
	<b>Liam Jones</b>	<b>K/Special Teams</b>
	<b>Oct. 28 vs. Texas Tech</b>	



**WILLIE PLESS** - The all-time leading tackler at Kansas and in the Big Eight, was honored in 1985 with the establishment of an annual award in his name. The Willie Pless Tackler of the Year Award is presented to the KU leader in tackles each season. The award was established as a gift from Gene, Bernie and Todd Morgan of Kansas City.

## WILLIE PLESS TACKLER OF THE YEAR

1985	Willie Pless	191
1986	Rick Bredesen	106
1987	Curtis Moore	103
1988	Curtis Moore	170
1989	Roger Robben	146
1990	Hassan Bailey	89
1991	Doug Terry	93
1992	Hassan Bailey	79
1993	Clint Bowen	114
1994	Ronnie Ward	98
1995	Jason Thoren	119
1996	Ronnie Ward	121
1997	Tony Blevins	97
1998	Michael Allen	120
1999	Andrew LeClair	102
2000	Carl Nesmith	103
2001	Marcus Rogers	97
2002	Greg Cole	106
2003	Nick Reid	133
2004	Nick Reid	109
2005	Nick Reid	112
2006	Mike Rivera	90
2007	Joe Mortensen	106
2008	James Holt	105
2009	Darrell Stuckey	93
2010	Steven Johnson	95
2011	Steven Johnson	120
2012	Ben Heeney	112
2013	Ben Heeney	88
2014	Ben Heeney	127
2015	Fish Smithson	111
2016	Fish Smithson	93
2017	Joe Dineen Jr.	137
2018	Joe Dineen Jr.	147
2019	Mike Lee	72

# ACADEMIC ALL-CONFERENCE

## FIRST TEAM

1954	Terry McIntosh	B
1955	George Remsberg	G
1956	Ron Claiborne	G
1957	Dale Remsberg	E
1958	Bill Blas	T
1960	Sam Simpson	E
1962	Ron Oelschlager	B
1963	Ron Oelschlager	B
1964	Fred Elder	T
	Ron Oelschlager	B
1965	Bruce Peterson	T
	Mike Shinn	T
	Bill Wohlford	G
1966	Bruce Peterson	T
	Mike Sweatman	LB
	Bill Wohlford	G
1967	Willie McDaniel	G
	Dave Morgan	DB
	Mike Sweatman	LB
1968	Dale Evans	C
	Dave Morgan	DB
	John Mosier	E
	Ken Wertzberger	G
1969	Dave Atkins	G
	Steve Carmichael	E
	Dale Evans	C
1970	Mike McCoy	C
1971	Phil Basler	DT
	Mike McCoy	C
	John Schroll	TE
1972	John Bryant	T
	Ken Saathoff	WR
	John Schroll	TE
	Steve Towle	LB
1973	Kurt Knoff	SS
	Ken Saathoff	TE
1974	Kurt Knoff	SS
	Ken Saathoff	WR
1976	Nolan Cromwell	QB
	Tom Fitch	SS
1977	Tom Fitch	SS
1978	Frank Wattlelet	SS
1979	Brian Bethke	QB
	Frank Wattlelet	SS
1980	Jeff Fox	DT
1981	Dan Waggoner	CB
1982	Tim Friess	E
	Bruce Kallmeyer	K
1983	Steve Cole	S
	Mark Henderson	FB
1984	Mark Henderson	FB
	Quintin Schonewise	T
	Dodge Schwartzburg	K
1985	Kevin Harder	S
	Mike Norseth	QB
	Willie Pless	LB
	Wayne Ziegler	S
1986	Kevin Harder	S
	Mark Henderson	FB
	Wayne Ziegler	S
1987	Mike Orth	QB
1988	Dave Grattan	OG
	Curtis Moore	LB
	Rob Newson	S
1989	John Baker	TE
	Mark Konz	DT
1990	Maurice Douglas	FB
	Curtis Moore	LB
	Christopher Perez	OT
	Smith Holland	OG
1991	Gilbert Brown	DT
	Kenny Drayton	WR
	Dan Eichloff	P/K
	Paul Friday	DB
1992	Don Davis	LB
	Dan Eichloff	P/K
	Chad Fette	TE
	Chip Hilleary	QB
	Trace Liggett	OG
	Dave Marcum	C
	Pete Vang	TE
1993	Greg Ballard	WR
	Derek Brown	OT
	Jason Brown	DE
	Joe Hornback	C
	Jim Moore	TE
	Larry Thiel	LB
	Pete Vang	TE
1994	Don Davis	LB

	Jim Moore	TE
	Chris Powell	FB
	Darrin Simmons	P
1995	Jim Moore	TE
	Darrin Simmons	P
1996	Jim Moore	TE
1997	Tim Bowers	LB
	Steve Bratten	LB
	Greg Erb	DE
	Tanner Hancock	WR
	Hamilton Hill	QB
	Shane Rooney	TE
1998	Tim Bowers	LB
	Greg Erb	DB
	Charlie Hoag	WR
	Jason Stevenson	OL
	Brandon Wier	DB
1999	Tim Bowers	LB
	Greg Erb	DB
	Charlie Hoag	WR
	Justin Sands	OL
	Brandon Wier	DB
2000	Tim Bowers	LB
	Jake Letourneau	DB
	Brandon Wier	DB
2001	Jason Farley	TE
	Barry Goodrich	WR
	Jake Letourneau	DB
	Brandon Wier	DB
2002	Zach Dyer	S
	Barry Goodrich	WR
	Justin Henry	OL
	Jake Letourneau	S
	Derick Mills	WR
	Darren Rus	LB
	Travis Watkins	DT
2003	Johnny Beck	PK
	Kevin Kane	LB
	Jonathan Lamb	SS
	Derick Mills	WR
2004	Kevin Kane	LB
	Jonathan Lamb	WR
	John Nielsen	QB
	Matt Thompson	OL
	Brandon Watkins	TE
	Travis Watkins	DT
2005	Kevin Kane	LB
	Jonathan Lamb	WR
	Matt Thompson	OL
2006	Dane Broadie	PK
	Russell Brorsen	DE
	Jeff Foster	WR
	Zack Hood	LS
	Jonathan Lamb	WR
	John Larson	DE
	Scott Webb	PK
2007	Russell Brorsen	DE
	Micah Brown	WR
	Jeff Foster	WR
	John Larson	DE
	Sadiq Muhammed	DB
	Todd Reesing	QB
	Mike Rivera	LB
	Brian Seymour	DB
	Jake Sharp	RB
	Scott Webb	PK
	Jeff Wheeler	DE
2008	Jacob Branstetter	PK
	Russell Brorsen	DE
	Drew Dudley	LB
	John Larson	DE
	Todd Reesing	QB
	Mike Rivera	LB
	Justin Springer	LB
2009	Tim Biere	TE
	Jacob Branstetter	PK
	Drew Dudley	LB
	Trevor Marrongelli	OL
	Olaitan Oguntodu	S
	Todd Reesing	QB
	Justin Springer	LB
	Brad Thorson	OL
2010	Tim Biere	TE
	Brian Blackwell	S
	Jacob Branstetter	PK
	Drew Dudley	LB
	Steven Foster	FB
	Trevor Marrongelli	OL
	Olaitan Oguntodu	S
	Tyler Patmon	CB

	Reece Petty	WR
	Justin Puthoff	FB
	Alex Smith	OL
	Riley Spencer	OL
	Justin Springer	LB
	Brad Thorson	OL
2011	Tim Biere	TE
	Brian Blackwell	LB
	Gavin Howard	OL
	Chase Knighton	WR
	Trevor Marrongelli	OL
	Quinn Mecham	QB
	Shane Smith	DT
	Keeton Terry	S
2012	Dylan Admire	OL
	Ryan Burton	HB
	Brandon Hawks	S
	Gavin Howard	OL
	Trevor Marrongelli	OL
	Tyler Patmon	CB
	Justin Puthoff	LS
	James Sims	HB
	Shane Smith	DL
2013	Brandon Bourbon	RB
	Gavin Howard	OL
	Blake Jablonski	H/QB
	Reilly Jeffers	LS
	Jonathan Jones	WR
	Pat Lewandowski	OL
	Dexter Linton	S
	Alex Matlock	S
	T.J. Semke	DL
	Riley Spencer	OL
	Trent Smiley	TE
	Shane Smith	DL
	Kevin Young	DL
2014	Zackary Young	LS
	Scott Baron	TE
	Pat Lewandowski	OL
	T.J. Millward	QB
	Trevor Pardula	P/K
	Preston Randall	RB
	Trent Smiley	TE
	Colin Spencer	CB
2015	Seth Conway	WR
	Taylor Cox	RB
	Joe Gibson	OL
	Michael Glatczak	S
	Matt Hentges	WR
	T.J. Millward	QB
	Bryan Peters	OL
	Preston Randall	RB
	Cameron Rosser	LB
	Colin Spencer	CB
2016	Shakiem Barbel	WR
	Montell Cozart	QB
	Joe Gibson	OL
	Larry Hughes	OL
	Keith Loneker Jr.	LB
	Austin Moses	WR
	Tyler Patrick	WR
	Cameron Rosser	LB
	Colin Spencer	CB
	Ryan Willis	QB
2017	Jeremiah Booker	WR
	Chris Hughes	OL
	Larry Hughes	OL
	Keith Loneker Jr.	LB
	Cole Moos	P
	Keaton Perry	WR
	Bryce Torneden	S
2018	Jeremiah Booker	WR
	Joe Dineen Jr.	LB
	Keith Loneker Jr.	LB
	Clyde McCauley	OL
	<b>Kameron McQueen</b>	<b>WR</b>
	Reese Randall	RB
	Bryce Torneden	S
	John Wirtel	LS
2019	Sam Burt	DL
	<b>Mac Copeland</b>	<b>TE</b>
	<b>Donovan Franklin</b>	<b>RB</b>
	<b>Cody McNeerney</b>	<b>LB</b>
	<b>Cooper Root</b>	<b>LB</b>

## THREE-TIME ACADEMIC FIRST TEAM ALL-CONFERENCE

Ron Oelschlager	1962-64
Ken Saathoff	1972-74

Jim Moore	1994-96
Greg Erb	1997-99
Jake Letourneau	2000-02
Kevin Kane	2003-05
Russell Brorsen	2006-08
John Larson	2006-08
Jacob Branstetter	2008-10
Drew Dudley	2008-10
Justin Springer	2008-10
Tim Biere	2009-11
Gavin Howard	2011-13
Shane Smith	2011-13
Colin Spencer	2014-16
Keith Loneker Jr.	2016-18

## FOUR-TIME ACADEMIC FIRST TEAM ALL-CONFERENCE

Tim Bowers	1997-2000
Brandon Wier	1998-2001
Jonathan Lamb	2003-06
Trevor Marrongelli	2009-12

## FIRST TEAM ATHLETIC AND ACADEMIC ALL-CONFERENCE IN SAME SEASON

Mike Sweatman	1966
Mike Sweatman	1967
John Mosier	1968
Dale Evans	1969
John Schroll	1971
Kurt Knoff	1973
Kurt Knoff	1974
Tom Fitch	1977
Willie Pless	1985
Dan Eichloff	1991
Dan Eichloff	1992
Chip Hilleary	1992
Joe Dineen Jr.	2018

# NCAA RANKINGS

## TEAM (TOP 15)

### RUSHING OFFENSE

1950	4th	(311.6)
1961	13th	(228.6)
1963	5th	(243.1)
1968	5th	(299.9)
1975	7th	(317.1)
1976	4th	(297.4)
1992	13th	(232.1)
1994	8th	(247.1)

### PASSING OFFENSE

1939	10th	(101.1)
1941	11th	(119.6)
1942	12th	(115.9)
1949	12th	(153.3)
1972	13th	(207.9)
1973	10th	(194.5)
1983	4th	(286.0)
1985	15th	(254.7)
2008	8th	(305.6)
2009	7th	(310.33)

### PASSES HAD INTERCEPTED

2018	3rd	(4)
------	-----	-----

### TOTAL OFFENSE

1947	11th	(336.6)
1950	11th	(396.8)
1968	9th	(442.0)
2007	8th	(479.77)

### REDZONE OFFENSE

2017	9th	(0.938)
------	-----	---------

### SCORING

1968	3rd	(38.0)
1992	11th	(31.8)
2007	2nd	(42.77)

### RUSHING DEFENSE

1961	14th	(113.9)
1992	20th	(125.7)
2005	3rd	(83.3)
2007	8th	(94.77)

### PASSING DEFENSE

1939	1st	(34.1)
1953	8th	(61.0)
1957	15th	(61.2)
1960	3rd	(48.3)
1973	10th	(90.4)
1981	4th	(104.5)
1982	2nd	(127.5)
1986	12th	(145.5)
1987	3rd	(110.2)

### TOTAL DEFENSE

1960	7th	(189.5)
2005	11th	(303.3)
2007	12th	(317.31)

### SCORING DEFENSE

2007	4th	(16.38)
------	-----	---------

### TACKLES FOR LOSS

2005	6th	(8.67)
2017	15th	(7.4)

### NET PUNTING

1995	8th	(39.4)
------	-----	--------

### PUNTING

1959	2nd	(42.9)
------	-----	--------

1960	12th	(40.1)
1966	6th	(41.9)
1978	11th	(39.0)
1979	12th	(38.1)
1980	15th	(39.2)
1982	4th	(41.5)

### PUNT RETURNS

1994	9th	(12.1)
1996	1st	(19.45)
2003	9th	(13.85)
2006	11th	(13.50)
2014	15th	(12.43)

### KICK OFF RETURNS

1993	11th	(23.7)
1994	12th	(22.8)
2007	7th	(25.21)

### TURNOVER MARGIN

1996	9th	(1.00)
2007	1st	(1.62)
2018	2nd	(1.33)

### TURNOVERS LOST

2018	4th	(11)
------	-----	------

### TURNOVERS GAINED

2018	8th	(27)
------	-----	------

## INDIVIDUAL (TOP 10)

### RUSHING

1950	Wade Stinson	5th	(1,129)
1962	Gale Sayers	3rd	(1,125)
1963	Gale Sayers	3rd	(917)
1991	Tony Sands	7th	(1,442)
1996	June Henley	10th	(1,349)
2006	Jon Cornish	7th	*(121.42)

### RUSH YARDS PER CARRY

2018	Pooka Williams Jr.	10th	(6.99)
------	--------------------	------	--------

### PASSING

1942	Ray Evans	1st	(1,117)
1973	David Jaynes	4th	(2,131)
2008	Todd Reesing	7th	*(299.08)
2009	Todd Reesing	6th	*(301.33)

### PASSING EFFICIENCY

2003	Bill Whittemore	9th	*(154.7)
------	-----------------	-----	----------

### COMPLETIONS

2008	Todd Reesing	9th	*(25.31)
2009	Todd Reesing	4th	*(26.05)
1942	Otto Schnellbacher	8th	(25)
1985	Richard Estell	8th	(70)
2008	Kerry Meier	T-6th	*(7.46)
2009	Kerry Meier	4th	*(8.50)
2009	Dezmon Briscoe	9th	*(7.64)

### RECEIVING YARDS

2008	Dezmon Briscoe	4th	*(108.2)
2009	Dezmon Briscoe	5th	*(121.55)

### TOTAL OFFENSE

1942	Ray Evans	4th	(1,410)
1967	Bobby Douglass	10th	(1,741)
1983	Frank Seurer	10th	(2,660)
1985	Mike Norseth	5th	(3,214)
2008	Todd Reesing	8th	*(316.31)
2009	Todd Reesing	4th	*(311.25)

## ALL-PURPOSE YARDS

1996	June Henley	6th	*(117.3)
2018	Pooka Williams Jr.	7th	*(150.9)

### SCORING

1951	Bud Laughlin	10th	(78)
1983	Bruce Kallmeyer	6th	(98)

### POINTS RESPONSIBLE FOR

2003	Bill Whittemore	10th	*(17.2)
------	-----------------	------	---------

### FIELD GOALS

1958	John Suder	2nd	(3)
1983	Bruce Kallmeyer	2nd	(24)
1991	Dan Eichloff	2nd	(18)

### FIELD GOALS PER GAME

2017	Gabriel Rui	9th	(1.7)
------	-------------	-----	-------

### TOTAL TACKLES

2017	Joe Dineen Jr.	3rd	*(11.4)
2018	Joe Dineen Jr.	4th	*(12.3)

### SOLO TACKLES

2014	Ben Heeney	2nd	*(7.30)
2015	Fish Smithson	1st	*(7.90)
2016	Mike Lee	4th	*(6.40)
2017	Joe Dineen Jr.	1st	*(7.8)
2018	Joe Dineen Jr.	1st	*(9.0)

### TACKLES FOR LOSS

2005	Charlton Keith	9th	*(1.75)
2016	Dorance Armstrong Jr.	6th	*(1.70)
2017	Joe Dineen Jr.	3rd	*(2.10)

### INTERCEPTIONS

1942	Ray Evans	1st	(10)
2004	Charles Gordon	1st	(7)
2006	Aqib Talib	4th	*(0.60)

### FORCED FUMBLES

2008	James Holt	3rd	*(0.46)
2014	Michael Reynolds	4th	*(0.42)

### PASSES DEFENDED

2006	Aqib Talib	1st	*(2.80)
2014	JaCorey Shepherd	4th	*(1.50)

### BLOCKED KICKS

2016	Daniel Wise	5th	(2)
------	-------------	-----	-----

### KICK OFF RETURNS

1994	Ashaundai Smith	6th	*(26.4)
------	-----------------	-----	---------

### PUNTING

1950	Dolph Simons	7th	(41.2)
1954	Ted Rohde	2nd	(44.7)
1955	Ted Rohde	3rd	(42.3)
1956	Ted Rohde	6th	(41.6)
1959	John Hadl	1st	(45.6)
1966	Dave Morgan	7th	(42.4)
1968	Bill Bell	7th	(41.8)
1979	Mike Hubach	8th	(42.5)
1980	Bucky Scribner	6th	(44.1)
1981	Bucky Scribner	12th	(43.8)
1982	Bucky Scribner	3rd	(45.8)
1995	Darrin Simmons	6th	(43.8)

### PUNT RETURNS

1949	Bud French	5th	(15.2)
1952	Gil Reich	6th	(17.2)
1961	John Hadl	7th	(11.2)
1986	Milt Garner	5th	(13.8)

\*Per game average

## NCAA RECORDS

### RUSHING ATTEMPTS (HALF)

34	Tony Sands vs. Missouri	1991
----	-------------------------	------

### RUSHING ATTEMPTS (GAME)

58	Tony Sands vs. Missouri	1991
----	-------------------------	------

### MOST RUSHING YARDS

#### TWO PLAYERS SAME TEAM (GAME)

476	Tony Sands (396)/Chip Hilleary (80)	vs. Missouri	1991
-----	-------------------------------------	--------------	------

### RANK IN TOP 12 IN PUNTING AND FIELD GOALS

Dan Eichloff	1991	(12th/3rd)
--------------	------	------------

### INTERCEPTION RETURNS FOR TD BY A LB (GAME)

2	Patrick Brown vs. UAB	1997
---	-----------------------	------

### ALL-PURPOSE PLAYS (GAME)

58	Tony Sands vs. Missouri	1991
----	-------------------------	------

## OTHER NCAA RANKINGS

### INDIVIDUAL

#### RUSHING YARDS (GAME)

4	396	Tony Sands vs. Missouri	1991
---	-----	-------------------------	------

#### RUSHING YARDS BY A QB (SEASON)

19	1,124	Nolan Cromwell	1975
----	-------	----------------	------

#### SACKS (GAME)

5	4.5	Brandon Perkins vs. La.Tech	2005
---	-----	-----------------------------	------

#### LONGEST RUSH

1	99	Eric Vann vs. Oklahoma	1997
1	99	Gale Sayers vs. Nebraska	1963

#### LONGEST PASS

21	98	Kelly Donahoe to Willie Vaughn	vs. Colorado, 1987
----	----	--------------------------------	--------------------

#### LONGEST PUNT

3	94	John Hadl vs. Oklahoma	1959
---	----	------------------------	------

#### LONGEST FIELD GOAL

19	61	Dan Eichloff vs. Ball St.	1992
----	----	---------------------------	------

#### SOLO TACKLES (SEASON)

11	108	Joe Dineen Jr.	2018
----	-----	----------------	------

#### PASSES DEFENDED PER GAME (SEASON)

1	*2.80	Aqib Talib	2006
---	-------	------------	------

#### PASSES DEFENDED (SEASON)

8	28	Aqib Talib	2006
---	----	------------	------

### TEAM

#### TACKLES FOR LOSS (GAME)

5	18	vs. SW Missouri St.	2001
---	----	---------------------	------



# CONFERENCE LEADERS

## CONFERENCE STATISTICAL CHAMPIONS - (1937-PRESENT)

(NOTE: Only rushing, passing and total offense/defense available prior to Big 12, 1996-present)

### TEAM

#### RUSHING OFFENSE

1950	311.6
1961	228.6
1968	299.9
1975	317.1

#### PASSING OFFENSE

1939	101.1
1941	119.6
1942	115.9
1947	121.2
1949	153.3
1952	123.8
1973	194.5
1983	286.0
1985	254.7

#### TOTAL OFFENSE

1968	442.0
------	-------

#### SCORING OFFENSE

2007	42.77
------	-------

#### REDZONE OFFENSE

2017	0.938
------	-------

#### RUSHING DEFENSE

1947	109.2
1992	125.7
2005	83.2

#### PASSING DEFENSE

1939	34.1
1945	94.4
1983	159.1
2016	219.8

#### TOTAL DEFENSE

1947	189.1
1960	187.5
2007	317.31

#### SCORING DEFENSE

2007	16.38
------	-------

#### TACKLES-FOR-LOSS

2017	7.4
------	-----

#### 3RD DOWN CONVERSION DEFENSE

2016	.356
------	------

#### PUNT RETURN AVERAGE

1996	19.5
2006	13.5

#### TURNOVER MARGIN

1996	1.00
2007	1.62
2018	1.33

#### TURNOVERS GAINED

2018	27
------	----

#### TURNOVERS LOST

2018	4
------	---

#### INTERCEPTIONS

2018	16
------	----

#### PASSES HAD INTERCEPTED

2018	3
------	---

### FUMBLES RECOVERED

2018	11
------	----

### DEFENSIVE TDS

2018	3
------	---

### INDIVIDUAL

#### RUSHING

1937	Clarence Douglass	376
1962	Gale Sayers	1,125
1963	Gale Sayers	917
1970	John Riggins	*102.8
1975	Nolan Cromwell, QB	*102.1
1991	Tony Sands	*131.9
2006	Jon Cornish	*121.4
2012	James Sims	*112.6

#### PASSING

1941	Ralph Miller	657
1942	Ray Evans	1,117
1948	Dick Gilman	945
1952	Jerry Robertson	868
1956	Wally Stauch	596
1958	Les Krull	661
1972	David Jaynes	*204.8
1973	David Jaynes	*193.7

#### PASSING EFFICIENCY

1981	Frank Seuer	102.8
1985	Mike Norseth	124.0

#### RECEPTIONS

1937	Max Replogle	18
1942	Otto Schnellbacher	25
1943	Charlie Moffet	15
1945	Norm Pumphrey	12
1946	Otto Schnellbacher	16
1947	Otto Schnellbacher	17
1952	Charlie Hoag	16
1958	Homer Floyd	15
1973	Emmett Edwards	*4.45
1981	Wayne Capers	*3.27
1985	Richard Estell	*5.83
1989	Quintin Smith	*6.36

### TOTAL OFFENSE

1945	Frank Pattee	480
1947	Ray Evans	1,018
1967	Bobby Douglas	1,741
1973	David Jaynes	*175.7
1985	Mike Norseth	*267.8

### SCORING

1947	Forrest Griffith	54
1951	Bud Laughlin	78
1961	Curtis McClinton	54

### ALL PURPOSE

2018	Pooka Williams Jr.	*150.9
------	--------------------	--------

### TACKLES

2011	Steven Johnson	120
2014	Ben Heeney	127
2015	Fish Smithson	111
2017	Joe Dineen Jr.	137
2018	Joe Dineen Jr.	147

### SOLO TACKLES

2014	Ben Heeney	*7.3
2015	Fish Smithson	*7.9
2016	Mike Lee	*6.4
2017	Joe Dineen Jr.	*7.8
2018	Joe Dineen Jr.	*9.0

### TACKLES FOR LOSS

2000	Chris Johnson	24
2005	Charlton Keith	21
2016	Dorance Armstrong Jr.	20
2017	Joe Dineen Jr.	25

### QUARTERBACK SACKS

1997	Ron Warner	14.5
2000	Chris Johnson	10.5
2005	Brandon Perkins	9.5

### FORCED FUMBLES

2014	Michael Reynolds	*0.42
2016	Dorance Armstrong Jr.	*0.25

### FORCED FUMBLES

2018	Joe Dineen Jr.	2
2018	Bryce Torneden	2

### INTERCEPTIONS

2004	Charles Gordon	*0.64
2006	Aqib Talib	*0.60

### PASSES DEFENDED

2006	Aqib Talib	*2.80
2007	Aqib Talib	*1.38
2014	JaCorey Shepherd	*1.50

### PASSES BROKEN UP

2004	Charles Gordon	15
2014	JaCorey Shepherd	15

### PUNTING

1937	Max Replogle	37.5
1938	Jack Blanke	42.6
1939	Frank Bukaty	40.3
1944	Leroy Robinson	36.0
1954	Ted Rohde	43.8
1955	Ted Rohde	42.3
1959	John Hadl	45.6
1960	John Hadl	40.5
1965	Bill Lynch	41.5
1966	Dave Morgan	42.4
1967	Bob Coble	42.7
1968	Bob Coble	42.4
1979	Mike Hubach	42.5
1980	Bucky Scribner	44.1
1981	Bucky Scribner	43.8
1982	Bucky Scribner	45.8
1991	Dan Eichloff	42.3
2014	Trevor Pardula	44.3
2018	Kyle Thompson	43.3

### KICKOFF RETURN AVERAGE

1996	Eric Vann	25.1
------	-----------	------

### FIELD GOAL PERCENTAGE

2017	Gabriel Rui	85.0
------	-------------	------

\*Per game averages



KYLE THOMPSON

# NFL JAYHAWKS

NAME	AT KU	TEAM (POSITION)	YEARS	NAME	AT KU	TEAM (POSITION)	YEARS
Adeniji, Hakeem	2016-19	Cincinnati Bengals (OL)	2020-Present	Harwell, Nick	2013-14	Tennessee Titans (WR)	2015
Amberg, John	1948-50	New York Giants (B)	1951-52	Hawkinson, Tanner	2009-12	Cincinnati Bengals (OL)	2013-14
Armstrong Jr., Dorance	2015-17	Dallas Cowboys (DE)	2018-Present			Philadelphia Eagles (OL)	2015
Bailey, Jim	1968-69	Baltimore Colts (DT)	1970-74	Heeney, Ben	2011-14	Oakland Raiders (LB)	2015-16
		New York Jets	1975			New Orleans Saints	2017
		Atlanta Falcons	1976-78			Houston Texans	2017-18
Banks, Chris	1992-94	Denver Broncos (OG)	1998-99	Hempstead, Hessley	1990-94	Detroit Lions (OG)	1995-97
		Atlanta Falcons	2000-01	Henley, June	1993-95	St. Louis Rams (RB)	1998
Bausch, Frank	1929-31	Boston Redskins (C)	1934-36	Henry, Marcus	2004-07	New York Jets (WR)	2008
		Chicago Bears	1937-40	Holloway, Johnny	1985	Dallas Cowboys (DB)	1986
		Philadelphia Eagles	1940-41			St. Louis Cardinals	1987
Bausch, Jim	1929-30	Chicago Cardinals (B)	1934-36	Hubach, Mike	1976-79	New England Patriots (PK)	1980-81
Beeson, Terry	1973-76	Seattle Seahawks (LB)	1977-81	Irvin, LeRoy	1976-79	Los Angeles Rams (DB)	1980-89
Bell, Bill S.	1968-69	Atlanta Falcons (PK)	1971-72	Jaynes, David	1971-73	Kansas City Chiefs (QB)	1974
		New England Patriots	1973	Jessie, Ron	1969-70	Detroit Lions (WR)	1971-74
Bernhardt, Roger	1971-72	New York Jets (G)	1974			Los Angeles Rams	1975-79
		Kansas City Chiefs	1975			Buffalo Bills	1980-81
Black, Charlie	1921-23	Duluth Kelleys (E)	1925	Johnson, Ben	2014-17	Los Angeles Chargers (TE)	2018
Blevins, Tony	1993-94, 1996-97	San Francisco 49ers (DB)	1998	Johnson, Bobby	1981-83	New York Giants (WR)	1984-86
		Indianapolis Colts	1999-2000	Johnson, Mike	1963-65	Dallas Cowboys (RB)	1966-69
Brew, Dorian	1992-95	Baltimore Ravens (DB)	1996-97	Johnson, Steven	2008-11	Denver Broncos (LB)	2012-14
		San Diego Chargers	1997			Tennessee Titans	2015
Briscoe, Dezmon	2007-09	Tampa Bay Buccaneers (WR)	2010-11			Pittsburgh Steelers	2016
		Washington Redskins	2012-13			Baltimore Ravens	2017
Brown, Gilbert	1989-92	Green Bay Packers (DT)	1993-99, 2001-03	Jones, Adrian	2000-03	New York Jets (OT)	2004-07
Brown, Larry	1968-70	Pittsburgh Steelers (E/T)	1971-84			Kansas City Chiefs (OT)	2008
Bukaty, Fred	1958-60	Denver Broncos (FB)	1961	Jones, E.J.	1981-83	Kansas City Chiefs (RB)	1985
Butler, Mike	1973-76	Green Bay Packers (DT)	1977-82, 1985			Dallas Cowboys	1987
Byrd, Isaac	1995-96	Tennessee Titans (WR)	1997-99	Jones, Rod	1992-95	Cincinnati Bengals (OT)	1996-2000
		Carolina Panthers	2000-02			St. Louis Rams	2001
Campfield, Billy	1974-77	Philadelphia Eagles (RB)	1978-82			Washington Redskins	2002-03
		New York Giants	1983	Kamara, Azur	2018-19	Dallas Cowboys (OLB)	2020-Present
Capers, Wayne	1979-82	Pittsburgh Steelers (WR)	1983-84	Keith, Charlton	2004-05	Cleveland Browns (DL)	2006
		Indianapolis Colts	1985-86	Kennard, George	1949-51	New York Giants (G)	1952-55
Coan, Bert	1961	San Diego Chargers (RB)	1962	Knoff, Kurt	1972-75	Houston Oilers (DB)	1977-78
		Kansas City Chiefs	1963-68			Minnesota Vikings	1979-82
Collins, Anthony	2005-07	Cincinnati Bengals (OT)	2008-13	Kvaternick, Zvonimir	1931-33	Pittsburgh Steelers (RB)	1934
		Tampa Bay Buccaneers (OT)	2014	Lassiter, Kwamie	1992-94	Arizona Cardinals (DB)	1995-2002
Colter, Jeff	1981-83	Minnesota Vikings (DB)	1984			San Diego Chargers	2003
		Kansas City Chiefs	1987	Laughlin, Henry	1950-51, 1954	San Francisco 49ers (B)	1955
Conley, Steve	1969-71	Cincinnati Bengals (RB)	1972	Lawson, Steve	1968-70	Cincinnati Bengals (G)	1971-72
		St. Louis Cardinals	1973			Minnesota Vikings	1973-75
Criswell, Kirby	1977-79	St. Louis Cardinals (DE)	1980-81	Lemon, Mike	1973-74	New Orleans Saints (LB)	1975
Cromwell, Nolan	1973-76	Los Angeles Rams (DB)	1977-87			Tampa Bay Buccaneers	1976-77
Davis, Dick	1959-61	Kansas City Chiefs (DE)	1962	Lewis, Eddie	1973-75	San Francisco 49ers (DB)	1976-79
Davis, Don	1991-94	New Orleans Saints (LB)	1996-98			Detroit Lions	1979-80
		Tampa Bay Buccaneers	1998-2000	Loneker, Keith	1989-92	St. Louis Rams (OT)	1993-95
		St. Louis Rams	2001-02	Mason, Lindsay	1975-77	Los Angeles Raiders (T)	1978-81
		New England Patriots	2003-06			San Francisco 49ers	1982
Davison, Andrew	1998-2001	New York Jets (DB)	2002, 2004	Maumalanga, Chris	1990-93	New York Giants (DT)	1994
		Dallas Cowboys	2003			Arizona Cardinals	1994-95
Dercher, Dan	1996-98	San Francisco 49ers (OT)	1999-2000			St. Louis Rams	1997
Detwiler, John	1912-14	Hammond Pros (HB/QB)	1923-24	McBurrows, Gerald	1991-94	St. Louis Rams (DB)	1995-98
Dineen Jr., Joe	2014-18	Denver Broncos (LB)	2019			Atlanta Falcons	1999-2003
Dinkel, Tom	1974-77	Cincinnati Bengals (LB)	1978-83, 1985	McClinton, Curtis	1959-61	Kansas City Chiefs (RB)	1962-67
Douglass, Bobby	1966-68	Chicago Bears (QB)	1969-75	McCormack, Mike	1948-50	Cleveland Browns (T)	1954-62
		San Diego Chargers	1975	McDermott, Sean	1995-99	Tampa Bay Buccaneers (LS)	2001
		New Orleans Saints	1976-77			Houston Texans	2002
		Green Bay Packers	1978			New England Patriots	2003-04
Dwyer, Nate	1997-2001	Arizona Cardinals (DT)	2001-02	McDonald, Dexter	2011, 2013-14	Oakland Raiders (S)	2015-18
Edwards, Emmett	1972-74	Houston Oilers (WR)	1975	McDouglad, Bradley	2009-12	Kansas City Chiefs (S)	2013
		Buffalo Bills	1976			Tampa Bay Buccaneers (S)	2014-16
		Kansas City Chiefs (WR)	1987			Seattle Seahawks (S)	2017-19
Estell, Richard	1982-85	New York Giants (G)	1948-50			New York Jets (S)	2020-Present
Ettinger, Don	1941, 1946-47	Pittsburgh Steelers (RB)	1948	McMillan, David	2001-04	Cleveland Browns (LB)	2005-08
Evans, Ray R.	1941-42, 1946-47	New England Patriots (G)	1984-90	Mehring, Pete	1931-33	St. Louis Browns (T)	1934-36
Fairchild, Paul	1981-83	Buffalo Bills (TE)	2008			Los Angeles Bulldogs	1936-40
Fine, Derek	2003-07	Cleveland Browns (LB)	1956-66			Hollywood Bears	1941-42
Fiss, Galen	1950-52	Kansas City Chiefs (S)	1994	Meier, Kerry	2006-09	Atlanta Falcons (WR)	2010-12
Gay, Matt	1989-92	Kansas City Chiefs (DB)	1977	Merkel, Monte	1938-41	Chicago Bears (G)	1942-43
Golub, Chris	1974-76	San Diego Chargers (LB)	1974-79	Miller, Robert L.	1972-74	Minnesota Vikings (RB)	1975
Goode, Don	1971-73	Cleveland Browns	1980-81	Mosier, John E.	1967-69	Denver Broncos (TE)	1971
		Minnesota Vikings (WR)	2006-08			Baltimore Colts	1972
Gordon, Charles	2003-05	New York Giants (RB)	1950-51			New England Patriots	1973
Griffith, Forrest	1946-49	San Diego Chargers (QB)	1962-72	Mrkonic, George	1950-52	Philadelphia Eagles (T)	1953
Hadl, John	1959-61	Los Angeles Rams	1973-74	Nave, Stevan	1982-83, 1985-86	Cleveland Browns (LB)	1987
		Green Bay Packers	1974-75	Nesmith, Dean	1933-35	New York Yankees (G)	1936
		Houston Oilers	1976-77	Nesmith, Ole	1932-34	Brooklyn Dodgers (FB)	1935
		Washington Redskins (C)	1961-64			New York Yankees	1936-40
Hageman, Fred	1959-60	San Francisco 49ers (G)	1954-55	Norris, Moran	1996-2000	New Orleans Saints (RB)	2001-02
Hantla, Bob	1951-53	Denver Broncos (CB)	2011-Present			Houston Texans	2002-05
Harris Jr., Chris	2007-10	Tennessee Titans (C/G)	2002-05			San Francisco 49ers	2006-07, 2009-11
Hartwig, Justin	1997-2001	Carolina Panthers (G)	2006-07			Detroit Lions	2008
		Pittsburgh Steelers (C)	2008	Norseth, Mike	1984-85	Cincinnati Bengals (QB)	1987-88
		New Orleans Saints (G)	1967			New York Jets	1992
Harvey, George	1964, 1966			Opurum, Toben	2009-12	Kansas City Chiefs (FB)	2013
						Houston Texans (FB)	2014
						New Orleans Saints (FB)	2014-15

NAME	AT KU	TEAM (POSITION)	YEARS
Oswald, Paul	1983-86	Pittsburgh Steelers (C)	1987
		Atlanta Falcons (G)	1988
Palmer, Gerry	1970-72	Kansas City Chiefs (G)	1975
Patterson, Elvis	1981-83	New York Giants (DB)	1984-87
		San Diego Chargers	1987-89
		Los Angeles Raiders	1990-93
		Dallas Cowboys	1993
Pierce, Don	1939-40	Brooklyn Dodgers (C)	1942
		St. Louis Cardinals	1943
Rideau, Brandon	2001-04	Cleveland Browns (WR)	2005
		Chicago Bears	2006-08
Riggins, John	1968-70	New York Jets (RB)	1971-75
		Washington Redskins	1976-79, 1981-85
Rivera, Mike	2005-08	New England Patriots	2012
Roberts, Gene	1942	New York Giants (B)	1947-50
Sayers, Gale	1962-64	Chicago Bears (RB)	1965-71
Schaa, Elmer	1929-31	Portsmouth Spartans (B)	1932
Schick, Doyle	1958-60	Washington Redskins (LB)	1961
Schnellbacher, Otto	1942, 1946-47	New York Giants (B)	1950-51
Schweda, Brian	1962-64	Chicago Bears (DE)	1966
Scott, Arthur (Dave)	1973-75	Atlanta Falcons (T)	1976-82
Scribner, Bucky	1980-82	Green Bay Packers (P)	1983-84
Seurer, Frank	1980-83	Kansas City Chiefs (QB)	1986-87
Shepherd, JaCorey	2011-14	Philadelphia Eagles (CB)	2015-16
		San Francisco 49ers (CB/KR)	2016
Short, Kevin	2013	New York Jets (S)	2015-16
		Los Angeles Rams	2016
Sims Jr., Steven	2015-18	The Washington Football Team (WR)	2019-Present
Smith, Greg	1977-78	Minnesota Vikings (DL)	1980-81, 1984
Smith, Hugh	1960	Denver Broncos (E)	1962
		Washington Redskins	1962
Smith, Laverne	1973-76	Pittsburgh Steelers (RB)	1977
Smith, Quintin	1986-89	Chicago Bears (WR)	1990
Smith, Reggie	1981-83	Tampa Bay Buccaneers (OL)	1987
Smithson, Fish	2014-16	Washington Redskins (S)	2017-18
		Los Angeles Chargers (S)	2018
Spencer, Oliver	1950-52	Detroit Lions (T)	1953, 1956, 1959-61
		Green Bay Packers	1957-58
		Oakland Raiders	1963
Stapelton, George	1935-37	Phoenix Bulldogs (G)	1938
Stokes, Sims	1964	Dallas Cowboys (WR)	1967
Stubblefield, Dana	1990-92	San Francisco 49ers (DT)	1993-97, 2001-02
		Washington Redskins	1998-2000
		Oakland Raiders	2003
Stuckey, Darrell	2006-09	Los Angeles Chargers (S)	2010-16
Sutton, Mitch	1972-73	Philadelphia Eagles (DT)	1974-75
Sydney, Harry	1978-80	San Francisco 49ers (RB)	1987-91
		Green Bay Packers	1992
Talib, Aqib	2005-07	Tampa Bay Bucs (CB)	2008-11
		New England Patriots	2012-13
		Denver Broncos	2014-17
		Los Angeles Rams	2018-19
		Miami Dolphins	2020
Taylor, Shakial	2017-18	Indianapolis Colts (CB)	2019
		Denver Broncos (CB)	2019
		New York Giants (CB)	2020-Present
Taylor, Steve	1973-75	Kansas City Chiefs (S)	1976
Terry, Doug	1989-91	Kansas City Chiefs (S)	1992-95
Thompson, Broderick	1981-82	Dallas Cowboys (OT)	1985
		San Diego Chargers	1987-92
		Philadelphia Eagles	1993-94
		Denver Broncos	1995-96
Tomlinson, Dick	1947-49	Pittsburgh Steelers (G)	1950-51
Towle, Steve	1972-74	Miami Dolphins (LB)	1975-80
Ulrich, Hubert	1939-41	Miami Seahawks (E)	1946
Vano, Vernon	1967-68	New York Giants (DT)	1971
		Green Bay Packers	1972
		Houston Oilers	1973
Verser, David	1977-80	Cincinnati Bengals (WR)	1981-84
		Tampa Bay Buccaneers	1985
Wagoner, Danny	1978, 1980-81	Detroit Lions (DB)	1982-84
		Atlanta Falcons	1985
		Washington Redskins (DB)	1986-91
Walton, Alvin	1984	Miami Dolphins (LB)	1997
Ward, Ronnie	1992-94, 1996	New Orleans Saints (LB)	1998
Warner, Ron	1996-97	Tampa Bay Buccaneers	2002-03
		New Orleans Saints (DB)	1981-87
Wattlet, Frank	1978-80	Los Angeles Rams	1987
		Green Bay Packers (C)	1979-80
Wellman, Mike	1976-77	Oakland Raiders (OG)	1997
Whittaker, Scott	1993-96	Cincinnati Bengals (T)	1981
Whitten, Bobby	1978-80	San Francisco 49ers (RB)	1974-77
Williams, Delvin	1971-73	Miami Dolphins	1978-80
		Green Bay Packers	1981
		Chicago Bears (LS)	2019
Wirtel, John	2013-18	Dallas Cowboys (DE)	2019-Present
Wise, Daniel	2015-18	Philadelphia Eagles (LB)	1995-96
Wright, Sylvester	1991-94	Atlanta Falcons (DT)	1969-75
Zook, John	1966-68	St. Louis Cardinals (DE)	1976-80



STEVEN SIMS JR.

## JAYHAWKS IN THE SUPER BOWL

PLAYER	TEAM	GAMES
Jim Bailey	Indianapolis	V*
Chris Banks	Denver	XXXIII*
Gilbert Brown	Green Bay	XXXI*, XXXII
Larry Brown	Pittsburgh	IX*, X*, XIII*, XIV*
Isaac Byrd	Tennessee	XXXIV
Billy Campfield	Philadelphia	XV
Bert Coan	Kansas City	I
Nolan Cromwell	Los Angeles	XIV
Don Davis	St. Louis	XXXVI
	New England	XXXVIII*, XXXIX*
Tom Dinkel	Cincinnati	XVI
Paul Fairchild	New England	XX
Chris Harris Jr.	Denver	XLVIII, 50*
Justin Hartwig	Pittsburgh	XLIII*
Ron Jessie	Los Angeles	XIV
Bobby Johnson	New York Giants	XXI*
Steven Johnson	Denver	XLVIII
Rod Jones	St. Louis	XXXVI
Steve Lawson	Minnesota	VIII, IX
Lindsey Mason	Oakland	XV*
Curtis McClinton	Kansas City	I, IV*
Sean McDermott	New England	XXXVIII*
Robert Miller	Minnesota	XII
Mike Norseth	Cincinnati	XXIII
Elvis Patterson	New York Giants	XXI*
	Dallas	XXVIII*
John Riggins	Washington	XXVII*, XXVIII
Dana Stubblefield	San Francisco	XXIX*
Harry Sydney	San Francisco	XXIII*, XXIV*
Aqib Talib	Denver	50*
	Los Angeles Rams	LIII
David Verser	Cincinnati	XVI
Alvin Walton	Washington	XXII*, XXVI*
Ron Warner	Tampa Bay	XXXVII*
Bobby Whitten	Cincinnati	XVI

\* - Indicates Super Bowl Champion

## JAYHAWKS IN THE PRO BOWL

PLAYER	TEAM	YEARS
Frank Bausch	Chicago	1940
Larry Brown	Pittsburgh	1983
Nolan Cromwell	Los Angeles	1981-82-83-84
Galen Fiss	Cleveland	1963-64
John Hadl	San Diego	1965-66-69-70-73
	Los Angeles	1974
Chris Harris Jr.	Denver	2014-15-16-18
LeRoy Irvin	Los Angeles	1986-87
Ron Jessie	Los Angeles	1977
Curtis McClinton	Dallas Texans	1963
	Kansas City	1967-68
Mike McCormack	New York Yankees	1952
	Cleveland	1957-58-61-62-63
Pete Mehringer	Los Angeles Bulldogs	1939
John Riggins	New York Jets	1976
Gale Sayers	Chicago	1966-67-68-70
Dana Stubblefield	San Francisco	1995-96-98
Darrell Stuckey	San Diego	2014
Aqib Talib	Denver	2013-14-15-16-17
Delvin Williams	San Francisco	1977
	Miami	1979
John Zook	Atlanta	1974



# KU IN THE NFL DRAFT

YEAR	PLAYER (POS)	RD	TEAM	YEAR	PLAYER (POS)	RD/PICK	TEAM	YEAR	PLAYER (POS)	RD/PICK	TEAM
1938	Clarence Douglass (B)	9	Lions	1969	Bobby Douglass (QB)	2/41	Bears	1981	David Verser (WR)	1/10	Bengals
1939	Dave Shirk (E)	18	Steelers		Vernon Vanoy (DE)	3/60	Giants		Lester Mickens (WR)	11/277	Saints
	Ferrel Anderson (G)	19	Brooklyn		John Zook (DE)	4/99	Rams	1982	Greg Smith (DT)	7/184	Chiefs
1940	Bill Bunson (B)	14	Eagles		Keith Christensen (T)	5/117	Saints		Danny Wagoner (DB)	9/231	Lions
1942	Hubert Ulrich (E)	9	Browns		Billy Hunt (DB)	12/341	Falcons	1983	Wayne Capers (WR)	2/52	Steelers
	Ralph Miller (B)	16	Brooklyn		Junior Riggins (RB)	16/409	Cardinals		Bucky Scribner (P)	11/299	Packers
1944	Ray Evans (B)	1	Bears	1971	John Riggins (RB)	1/6	Jets	1984	Paul Fairchild (G)	5/124	Patriots
	Gene Long (G)	9	Patriots		Steve Lawson (G)	2/41	Bengals		Bruce Kallmeyer (K)	7/184	Patriots
	Warren Hodges (T)	26	Cardinals		Larry Brown (TE)	5/106	Steelers		Renwick Atkins (T)	7/187	Lions
	George Dick (E)	30	Lions		Ron Jessie (WR)	8/206	Cowboys	1986	Alvin Walton (DB)	3/75	Redskins
1947	Otto Schnellbacher (E)	23	Cardinals	1972	Bob Childs (G)	5/120	Rams		Lynn Williams (RB)	6/160	Rams
	Bill Hogan (B)	29	Packers		Steve Conley (RB)	7/158	Bengals		Mike Norseth (QB)	7/174	Browns
1948	Otto Schnellbacher (E)	3	Yankees (AAFC)		Karl Salb (DT)	14/340	Bills		Johnny Holloway (WR)	7/185	Cowboys
	Don Ettinger (T)	11	Colts (AAFC)		Steve Roach (LB)	15/380	Lions	1987	Paul Oswald (C)	11/289	Steelers
		19	Giants		Kenny Page (LB)	15/381	Rams	1991	Curtis Moore (LB)	10/267	Oilers
	Dick Monroe (C)	20	Cardinals	1973	Roger Bernhardt (G)	3/76	Steelers	1992	Chris Perez (OT)	5/124	Dolphins
1949	Frank Pattee (B)	6	Colts (AAFC)		Gary Palmer (T)	4/83	Colts	1993	Dana Stubblefield (DT)	1/26	49ers
		23	Redskins		Eddie Shears (LB)	9/233	Redskins		Gilbert Brown (DT)	3/79	Vikings
		16	Hornets (AAFC)		Vince O'Neal (RB)	15/379	Bills	1994	Chris Maumalanga (DT)	4/128	Giants
	Dick Bertuzzi (B)	22	Bears	1974	Don Goode (LB)	1/15	Browns	1995	Gerald McBurrows (DB)	7/214	Rams
1950	Forrest Griffith (B)	5	Giants		Delvin Williams (RB)	2/49	49ers		Hessley Hempstead (OG)	7/228	Lions
	Bud French (B)	21	Bulldogs		Mitch Sutton (DT)	3/63	Eagles	1996	Dorian Brew (DB)	3/79	Dolphins
	Dick Tomlinson (G)	21	Steelers		David Jaynes (QB)	3/66	Chiefs		Chris Banks (OG)	7/226	Broncos
	Ed Lee (T)	27	Redskins		Delano Robinson (WR)	16/409	Raiders		Rod Jones (OT)	7/219	Bengals
1951	Mike McCormack (T)	3	Yankees	1975	Emmett Edwards (WR)	2/40	Oilers		L.T. Levine (RB)	7/235	Broncos
	Wade Stinson (B)	5	Packers		Bruce Adams (WR)	4/103	Vikings	1997	Ronnie Ward (LB)	3/93	Dolphins
	S.P. Garnett (T)	29	49ers		Robert Miller (RB)	5/129	Vikings		June Henley (RB)	5/163	Chiefs
1952	Bob Brandenberry (B)	20	Browns		Steve Towle (LB)	6/143	Dolphins		Isaac Byrd (WR)	6/195	Chiefs
	Bud Laughlin (B)	25	49ers		Mike Lemon (LB)	6/149	Saints	1998	Ron Warner (LB)	7/239	Saints
1953	Gil Reich (B)	2	Packers	1976	Kurt Knoff (DB)	2/43	Broncos	2001	Moran Norris (RB)	4/115	Saints
	George Mrkonich (G)	4	Eagles		Eddie Lewis (DB)	2/57	49ers	2002	Nate Dwyer (DT)	4/113	Cardinals
	Ollie Spencer (T)	6	Lions		Dave Scott (T)	3/71	Falcons		Justin Hartwig (OT)	6/187	Titans
	Galen Fiss (B)	13	Browns		Steve Taylor (DB)	6/165	Chiefs	2004	Adrian Jones (OT)	4/132	Jets
	Merlin Gish (C)	22	Colts		Jeff Turner (LB)	9/241	Bills	2005	David McMillan (DE)	5/139	Browns
	Charlie Hoag (B)	26	Browns	1977	Mike Butler (DE)	1/9	Packers	2008	Aqib Talib (CB)	1/20	Buccaneers
1954	Bob Hantla (G)	5	49ers		Nolan Cromwell (DB)	2/31	Rams		Anthony Collins (OT)	4/112	Bengals
	Harold Patterson (B)	14	Eagles		Terry Beeson (LB)	2/41	Seahawks		Derek Fine (TE)	4/132	Bills
	Morris Kay (E)	18	49ers		Laverne Smith (RB)	4/99	Steelers		Marcus Henry (WR)	6/174	Jets
	Joe Lundy (G)	26	Browns		Skip Sharp (DB)	5/119	Eagles	2010	Darrell Stuckey (S)	4/110	Chargers
1955	John Anderson (E)	21	Eagles		Chris Golub (DB)	7/177	Chiefs		Kerry Meier (WR)	5/165	Falcons
1956	Ralph Moody (B)	13	49ers		Waddell Smith (WR)	8/215	Chiefs		Dezmon Briscoe (WR)	6/191	Bengals
	Bev Butler (B)	26	Giants	1978	Lindsay Martin (T)	3/82	Raiders	2012	Tanner Hawkinson (OL)	5/156	Bengals
	Bob Kraus (G)	11	Cardinals		Tom Dinkel (LB)	5/126	Bengals	2015	Ben Heeney (LB)	5/140	Raiders
	Don Feller (B)	14	Browns		Norris Banks (RB)	5/130	Eagles		JaCorey Shepherd (CB)	6/191	Eagles
	Ed Pretock (T)	16	Colts		Bill Campfield (RB)	11/288	Eagles		Dexter McDonald (CB)	7/242	Raiders
	Tom Horner (T)	20	Cardinals	1979	Mike Wellman (C)	3/81	Rams	2018	Dorance Armstrong Jr. (DE)	4/116	Cowboys
	Chet Van Alta (T)	22	Colts	1980	Kirby Criswell (LB)	2/31	Bengals	2020	Hakeem Adeniji (OL)	6/180	Bengals
	Ted Rohde (B)	26	Cardinals		LeRoy Irvin (DB)	3/70	Rams				
	Frank Gibson (T)	30	Cardinals		Jim Zidd (LB)	5/123	Jets				
1958	Ron Clairborne (T)	12	Rams		Mike Hubach (P)	11/293	Patriots				
	Larry Garner (B)	18	Lions								
1959	John Peppercorn (E)	14	Steelers								
	Homer Floyd (B)	26	Browns								
1960	Fred Hagerman (C)	8	Giants (NFL)								
1961	Curtis McClinton (HB)	14	Texans (AFL)								
	Doyle Schick (B)	14	Redskins (NFL)								
1962	John Hadl (QB)	3	Chargers (AFL)								
		1	Lions (NFL)								
	Bert Coan (HB)	14	Chargers (AFL)								
		7	Redskins (NFL)								
	Elvin Baenam (G)	23	Raiders (AFL)								
	Roger McFarland (HB)	27	Oilers (AFL)								
		20	49ers (NFL)								
1963	Marv Clothier (G)	7	Cowboys								
1965	Gale Sayers (RB)	1	Chiefs (AFL)								
		1	Bears (NFL)								
	Mike Shinn (E)	8	Packers								
	Brian Schweda (T)	16	Broncos (AFL)								
		11	Bears (NFL)								
	Ron Oelschlager (HB)	19	Broncos (AFL)								
1966	Willie Ray Smith (DB)	11	Chiefs (AFL)								
	Mike Johnson (HB)	14	Raiders (AFL)								
1967	George Harvey (G)	6/134	Saints								
	Jeff Elias (TE)	17/444	Packers								
	Steve Renko (FB)	15	Raiders (AFL)								
1968	Bert Olson (WR)	10/266	Cowboys								



**DORANCE ARMSTRONG JR.**

# KU VS. AP RANKED OPPONENTS

DATE	RK	OPPONENT	RESULT	SCORE
Nov. 7, 1936	8	NEBRASKA	L	0-26
Nov. 6, 1937	6	NEBRASKA	T	13-13
Oct. 21, 1939	3	at Oklahoma	L	27-7
Nov. 25, 1939	10	MISSOURI	L	0-20
Nov. 22, 1941	18	MISSOURI	L	6-45
Nov. 24, 1945	16	MISSOURI	L	12-33
Nov. 9, 1946	16	OKLAHOMA	W	16-13
Jan. 1, 1948	13	GEORGIA TECH	L	14-20
Nov. 20, 1948	8	OKLAHOMA	L	7-60
Nov. 11, 1950	3	OKLAHOMA	L	13-33
Oct. 18, 1952	6	OKLAHOMA	L	20-42
Sept. 25, 1953	4	at UCLA	L	7-19
Sept. 25, 1954	8	UCLA	L	7-32
Oct. 16, 1954	1	OKLAHOMA	L	0-65
Nov. 6, 1954	20	NEBRASKA	L	20-41
Oct. 15, 1955	3	at Oklahoma	L	6-44
Oct. 20, 1956	1	OKLAHOMA	L	12-34
Sept. 28, 1957	9	OREGON STATE	L	6-34
Oct. 19, 1957	2	at Oklahoma	L	0-47
Sept. 20, 1958	8	TCU	L	0-42
Oct. 18, 1958	11	OKLAHOMA	L	0-43
Sept. 19, 1959	7	at TCU	L	7-14
Oct. 24, 1959	18	at Oklahoma	L	6-7
Oct. 1, 1960	2	SYRACUSE	L	7-14
Oct. 29, 1960	1	at Iowa	L	7-21
Nov. 19, 1960	1	at Missouri	W	23-7
Oct. 19, 1963	6	at Oklahoma	L	18-21
Nov. 7, 1964	6	at Nebraska	L	7-14
Nov. 5, 1966	6	NEBRASKA	L	13-24
Nov. 12, 1966	16	COLORADO	L	18-35
Oct. 14, 1967	8	NEBRASKA	W	10-0
Nov. 18, 1967	7	at Oklahoma	L	10-14
Oct. 12, 1968	9	at Nebraska	W	23-13
Nov. 23, 1968	13	MISSOURI	W	21-19
Jan. 1, 1969	3	vs. Penn State (Orange Bowl)	L	14-15
Nov. 22, 1969	7	MISSOURI	L	21-69
Oct. 17, 1970	5	NEBRASKA	L	20-41
Oct. 16, 1971	1	at Nebraska	L	0-55
Nov. 6, 1971	13	COLORADO	L	14-35
Nov. 13, 1971	2	at Oklahoma	L	10-56
Sept. 30, 1972	16	FLORIDA STATE	L	22-44
Oct. 21, 1972	5	NEBRASKA	L	0-56
Oct. 28, 1972	15	IOWA STATE	L	8-34
Nov. 11, 1972	16	at Colorado	L	8-33
Nov. 18, 1972	4	OKLAHOMA	L	7-31
Oct. 6, 1973	9	at Tennessee	L	27-28
Oct. 20, 1973	11	at Nebraska	L	9-10
Nov. 17, 1973	3	at Oklahoma	L	20-48
Nov. 24, 1973	19	MISSOURI	W	14-13
Dec. 17, 1973	16	vs. NC State (Liberty Bowl)	L	18-31
Sept. 21, 1974	17	at Tennessee	L	3-17
Oct. 5, 1974	5	TEXAS A&M	W	28-10
Oct. 19, 1974	12	NEBRASKA	L	0-56
Nov. 16, 1974	1	OKLAHOMA	L	14-45
Oct. 11, 1975	4	at Nebraska	L	0-16
Nov. 8, 1975	12	at Oklahoma	W	23-3
Nov. 15, 1975	10	COLORADO	L	21-24
Nov. 22, 1975	18	MISSOURI	W	42-24
Oct. 16, 1976	6	OKLAHOMA	L	10-28
Oct. 30, 1976	9	NEBRASKA	L	3-31
Nov. 13, 1976	19	at Colorado	L	17-40
Nov. 20, 1976	19	at Missouri	W	41-14
Sept. 10, 1977	9	at Texas A&M	L	14-28
Sept. 17, 1977	14	at UCLA	L	7-17
Sept. 24, 1977	15	WASH. ST.	W	14-12
Oct. 1, 1977	1	at Oklahoma	L	9-42
Oct. 15, 1977	3	COLORADO	T	17-17
Nov. 12, 1977	12	at Nebraska	L	7-52
Sept. 9, 1978	13	TEXAS A&M	L	10-37
Sept. 16, 1978	18	at Washington	L	2-31
Sept. 23, 1978	8	UCLA	W	28-24
Oct. 7, 1978	13	at Colorado	L	7-17
Oct. 14, 1978	1	OKLAHOMA	L	16-17
Nov. 4, 1978	4	NEBRASKA	L	21-63

DATE	RK	OPPONENT	RESULT	SCORE
Sept. 15, 1979	16	at Pittsburgh	L	0-24
Sept. 22, 1979	11	at Michigan	L	7-28
Oct. 13, 1979	5	at Nebraska	L	0-42
Nov. 10, 1979	6	at Oklahoma	L	0-38
Sept. 20, 1980	5	PITTSBURGH	L	3-18
Oct. 11, 1980	10	NEBRASKA	L	0-54
Oct. 18, 1980	19	IOWA STATE	W	28-17
Nov. 8, 1980	11	OKLAHOMA	L	19-21
Oct. 31, 1981	12	at Nebraska	L	15-31
Oct. 30, 1982	6	NEBRASKA	L	0-52
Sept. 24, 1983	10	at USC	W	26-20
Oct. 29, 1983	14	at Oklahoma	L	14-45
Nov. 12, 1983	1	at Nebraska	L	13-67
Nov. 19, 1983	19	MISSOURI	W	37-27
Sept. 15, 1984	18	FLORIDA STATE	L	16-42
Oct. 20, 1984	12	at Okla. State	L	10-47
Oct. 27, 1984	2	OKLAHOMA	W	28-11
Nov. 10, 1984	2	NEBRASKA	L	7-41
Sept. 28, 1985	4	at Fla. State	L	20-24
Oct. 26, 1985	12	OKLA. STATE	L	10-17
Nov. 2, 1985	9	at Oklahoma	L	6-48
Nov. 16, 1985	2	at Nebraska	L	6-56
Nov. 1, 1986	4	OKLAHOMA	L	3-64
Nov. 15, 1986	6	NEBRASKA	L	0-70
Sept. 12, 1987	4	at Auburn	L	0-49
Oct. 10, 1987	2	at Nebraska	L	2-54
Oct. 31, 1987	1	OKLAHOMA	L	10-71
Sept. 17, 1988	6	at Auburn	L	7-56
Oct. 8, 1988	9	NEBRASKA	L	10-63
Oct. 29, 1988	8	at Oklahoma	L	14-63
Nov. 12, 1988	14	at Okla. State	L	24-63
Sept. 30, 1989	16	OKLAHOMA	L	6-45
Oct. 21, 1989	3	at Colorado	L	17-49
Nov. 11, 1989	6	at Nebraska	L	14-51
Sept. 1, 1990	15	VIRGINIA	L	10-59
Sept. 29, 1990	9	at Oklahoma	L	17-31
Oct. 13, 1990	3	at Miami	L	0-34
Oct. 20, 1990	14	COLORADO	L	10-41
Nov. 10, 1990	13	NEBRASKA	L	9-41
Oct. 26, 1991	21	at Oklahoma	L	3-41
Nov. 9, 1991	11	NEBRASKA	L	23-59
Nov. 16, 1991	16	COLORADO	L	24-30
Nov. 9, 1992	7	at Nebraska	L	7-49
Nov. 16, 1992	18	COLORADO	L	18-25
Dec. 25, 1992	25	vs. BYU (Aloha Bowl)	W	23-20
Aug. 28, 1993	1	vs. Florida State (Kickoff Classic, N.J.)	L	0-42
Oct. 23, 1993	14	at Oklahoma	L	25-38
Nov. 6, 1993	6	NEBRASKA	L	20-21
Nov. 13, 1993	18	at Colorado	L	14-38
Oct. 6, 1994	19	KANSAS STATE	L	13-21
Nov. 5, 1994	1	at Nebraska	L	17-45
Nov. 12, 1994	7	COLORADO	L	26-51
Oct. 7, 1995	4	at Colorado	W	40-24
Oct. 21, 1995	15	at Oklahoma	W	38-17
Oct. 28, 1995	14	at Kansas State	L	7-41
Nov. 11, 1995	1	NEBRASKA	L	3-41
Dec. 25, 1995	25	vs. UCLA (Aloha Bowl)	W	51-30
Oct. 19, 1996	9	COLORADO	L	7-20
Oct. 26, 1996	5	at Nebraska	L	7-63
Nov. 9, 1996	13	KANSAS STATE	L	12-38
Oct. 25, 1997	1	NEBRASKA	L	0-35
Nov. 8, 1997	11	at Kansas State	L	16-48
Sept. 25, 1998	25	at Missouri	L	23-41
Oct. 3, 1998	18	TEXAS A&M	L	21-24
Oct. 17, 1998	8	at Nebraska	L	0-41
Oct. 24, 1998	17	COLORADO	W	33-17
Oct. 31, 1998	4	KANSAS STATE	L	54-6
Oct. 16, 1999	13	at Texas A&M	L	17-34
Oct. 30, 1999	8	NEBRASKA	L	17-24
Sept. 30, 2000	14	at Oklahoma	L	16-34
Oct. 7, 2000	4	KANSAS STATE	L	13-52
Nov. 4, 2000	6	at Nebraska	L	17-56
Nov. 11, 2000	19	TEXAS	L	16-51

DATE	RK	OPPONENT	RESULT	SCORE
Sept. 8, 2001	14	UCLA	L	17-41
Oct. 13, 2001	3	OKLAHOMA	L	10-38
Nov. 3, 2001	2	NEBRASKA	L	7-51
Nov. 10, 2001	5	at Texas	L	0-59
Nov. 2, 2002	14	KANSAS STATE	L	0-64
Sept. 27, 2003	23	MISSOURI	W	35-14
Nov. 8, 2003	19	NEBRASKA	L	3-34
Oct. 23, 2004	2	at Oklahoma	L	10-41
Nov. 13, 2004	6	TEXAS	L	23-27
Oct. 1, 2005	13	at Texas Tech	L	17-30
Nov. 12, 2005	2	at Texas	L	14-66
Nov. 26, 2005	25	IOWA STATE (OT)	W	24-21
Sept. 30, 2006	21	at Nebraska (OT)	L	32-39
Oct. 6, 2007	24	at Kansas State	W	30-24
Nov. 24, 2007	4	vs. Missouri (K.C.)	L	28-36
Jan. 3, 2008	5	vs. Virginia Tech (Orange Bowl)	W	24-21
Sept. 12, 2008	19	at South Florida	L	34-37
Oct. 18, 2008	4	at Oklahoma	L	31-45
Oct. 25, 2008	8	TEXAS TECH	L	21-63
Nov. 15, 2008	4	TEXAS	L	7-35
Nov. 29, 2008	12	vs. Missouri (K.C.)	W	40-37
Oct. 24, 2009	25	OKLAHOMA	L	13-35
Nov. 21, 2009	3	at Texas	L	20-51
Sept. 11, 2010	15	GEORGIA TECH	W	28-25
Nov. 13, 2010	9	at Nebraska	L	3-20
Nov. 20, 2010	12	OKLA. STATE	L	14-48
Nov. 27, 2010	15	vs. Missouri (K.C.)	L	7-35
Oct. 8, 2011	6	at Oklahoma State	L	28-70
Oct. 15, 2011	3	OKLAHOMA	L	17-47
Oct. 22, 2011	12	KANSAS STATE	L	21-59
Sept. 15, 2012	16	TCU	L	6-20
Oct. 6, 2012	7	at Kansas State	L	16-56
Oct. 20, 2012	10	at Oklahoma	L	7-52
Nov. 10, 2012	25	at Texas Tech (20T)	L	34-41
Oct. 5, 2013	20	TEXAS TECH	L	16-54
Oct. 19, 2013	18	OKLAHOMA	L	34-19
Oct. 26, 2013	6	BAYLOR	L	14-59
Nov. 9, 2013	15	at Oklahoma State	L	6-42
Oct. 11, 2014	16	OKLAHOMA STATE	L	20-27
Nov. 1, 2014	12	at Baylor	L	14-60
Nov. 15, 2014	5	TCU	L	30-34
Nov. 22, 2014	23	at Oklahoma	L	7-44
Nov. 29, 2014	11	at Kansas State	L	13-51
Oct. 10, 2015	3	BAYLOR	L	7-66
Oct. 24, 2015	14	at Oklahoma State	L	10-58
Oct. 31, 2015	14	OKLAHOMA	L	7-62
Nov. 14, 2015	15	at TCU	L	17-23
Oct. 15, 2016	11	at Baylor	L	7-49
Oct. 29, 2016	16	at Oklahoma	L	3-56
Nov. 5, 2016	14	at West Virginia	L	21-48
Oct. 21, 2017	4	at TCU	L	0-43
Nov. 18, 2017	3	OKLAHOMA	L	3-41
Nov. 25, 2017	18	at Oklahoma State	L	17-58
Sept. 29, 2018	21	OKLAHOMA STATE	L	28-48
Oct. 6, 2018	8	WEST VIRGINIA	L	22-38
Nov. 17, 2018	6	at Oklahoma	L	40-55
Oct. 5, 2019	6	OKLAHOMA	L	20-45
Nov. 2, 2019	22	KANSAS STATE	L	10-38
Nov. 16, 2019	25	at Oklahoma State	L	13-31
Nov. 30, 2019	9	BAYLOR	L	6-61

## VS. AP RANKED TEAMS

ALL-TIME	
vs. AP Ranked Teams	26-173-2
vs. Top 10	9-94-2
vs. Top 5	5-52-1
vs. No. 1	1-12
at Home	15-85-2
on Road	8-83
Neutral	3-5

# KU IN THE POLLS

## KANSAS FOOTBALL WEEK-BY-WEEK - AP RANKINGS

YEAR	DATE	RK	OPPONENT	RESULT	SCORE
1947	Nov. 22	17	MISSOURI	W	20-14
	Nov. 29	13	at Arizona	W	54-28
	Jan. 1	13	vs. Georgia Tech*	L	14-20
1950	Nov. 11	19	OKLAHOMA	L	13-33
1951	Oct. 6	20	at Colorado	L	27-35
1952	Sept. 20	17	TCU	W	13-0
	Sept. 27	17	SANTA CLARA	W	21-9
	Oct. 4	9	COLORADO	W	21-12
	Oct. 11	9	at Iowa State	W	43-0
	Oct. 18	8	OKLAHOMA	L	20-42
	Oct. 25	15	at SMU	W	26-0
	Nov. 1	9	at Kansas State	W	26-6
	Nov. 8	7	NEBRASKA	L	13-14
	Nov. 15	19	OKLAHOMA STATE	W	12-7
	Nov. 22	18	at Missouri	L	19-20
	Sept. 24	7	at Kansas State	W	41-0
1960	Oct. 1	5	SYRACUSE	L	7-14
	Oct. 8	10	at Iowa State	W	28-14
	Oct. 15	9	OKLAHOMA	T	13-13
	Oct. 22	15	at Oklahoma State	W	14-7
	Oct. 29	19	at Iowa	L	7-21
	Nov. 5	10	NEBRASKA	W	31-0
	Nov. 12	10	COLORADO	W	34-6
	Nov. 19	11	at Missouri	W	23-7
	Sept. 23	8	at TCU	L	16-17
	Nov. 25	10	MISSOURI	L	7-10
1968	Sept. 21	12	at Illinois	W	47-7
	Sept. 28	12	INDIANA	W	38-20
	Oct. 5	8	NEW MEXICO	W	68-7
	Oct. 12	6	at Nebraska	W	23-13
	Oct. 19	4	OKLAHOMA STATE	W	49-19
	Oct. 26	3	at Iowa State	W	46-25
	Nov. 2	3	COLORADO	W	27-14
	Nov. 9	3	OKLAHOMA	L	23-27
	Nov. 16	7	at Kansas State	W	38-29
	Nov. 23	7	MISSOURI	W	21-19
	Jan. 1	6	vs. Penn State*	L	14-15
1973	Oct. 13	19	KANSAS STATE	W	25-18
	Oct. 20	18	at Nebraska	L	9-10
	Oct. 27	17	at Iowa State	W	22-20
	Nov. 3	18	OKLAHOMA STATE	T	10-10
	Nov. 10	18	COLORADO	W	17-15
	Nov. 17	20	at Oklahoma	L	20-48
	Nov. 24	17	MISSOURI	W	14-13
	Dec. 17	19	vs. N.C. State*	L	18-31
1974	Oct. 12	19	at Kansas State	W	20-13
	Oct. 19	13	NEBRASKA	L	0-56
1975	Nov. 15	17	COLORADO	L	21-24
	Dec. 26	19	vs. Pittsburgh	L	19-33
1976	Sept. 4	19	at Oregon State	W	28-16
	Sept. 18	13	KENTUCKY	W	37-16
	Oct. 2	9	WISCONSIN	W	34-24
	Oct. 9	8	at Oklahoma State	L	14-21
	Oct. 16	15	OKLAHOMA	L	10-28
	Sept. 24	24	CALIFORNIA	L	23-27
1992	Oct. 17	25	at Iowa State	W	50-47
	Oct. 24	22	OKLAHOMA	W	27-10
	Nov. 2	18	OKLAHOMA STATE	W	26-18
	Nov. 9	13	at Nebraska	L	7-49
	Nov. 16	20	COLORADO	L	18-25
	Nov. 23	22	at Missouri	L	17-22
	Dec. 25	22	vs. BYU*	W	23-20
	Oct. 7	24	at Colorado	W	40-24
	Oct. 14	10	IOWA STATE	W	34-7
	Oct. 21	7	at Oklahoma	W	38-17
	Oct. 28	6	at Kansas State	L	7-41
1995	Nov. 4	11	MISSOURI	W	42-23
	Nov. 11	10	NEBRASKA	L	3-41
	Nov. 18	15	at Oklahoma State	W	22-17
	Dec. 25	11	vs. UCLA*	W	51-30
	Aug. 29	25	vs. Ball State	W	35-10
1996	Sept. 14	24	at TCU	W	52-17
	Sept. 28	20	at Utah	L	42-45
2007	Oct. 7	20	BAYLOR	W	58-10
	Oct. 14	15	at Colorado	W	19-14

YEAR	DATE	RK	OPPONENT	RESULT	SCORE
	Oct. 21	12	at Texas A&M	W	19-11
	Oct. 28	8	NEBRASKA	W	76-39
	Nov. 4	5	at Oklahoma State	W	43-28
	Nov. 11	4	IOWA STATE	W	45-7
	Nov. 18	2	vs. Missouri	L	28-36
	Nov. 25	7	BYE		
	Dec. 2	8	vs. Virginia Tech*	W	24-21
	Aug. 30	14	FIU	W	40-10
	Sept. 6	14	LOUISIANA TECH	W	29-0
	Sept. 12	13	at South Florida	L	34-37
2008	Sept. 20	19	SAM HOUSTON ST.	W	38-14
	Sept. 27	16	BYE		
	Oct. 4	16	at Iowa State	W	35-33
	Oct. 11	16	COLORADO	W	30-14
	Oct. 18	16	at Oklahoma	L	31-45
	Oct. 25	19	TEXAS TECH	L	21-63
	Sept. 5	25	NO. COLORADO	W	49-3
	Sept. 12	24	at UTEP	W	34-7
	Sept. 19	22	DUKE	W	44-16
	Sept. 26	20	SO. MISSISSIPPI	W	36-28
2009	Oct. 3	18	BYE		
	Oct. 10	16	IOWA STATE	W	41-36
	Oct. 17	17	at Colorado	L	30-34
	Oct. 24	24	OKLAHOMA	L	13-35

\*- Denotes a Bowl Game

## FINAL RANKINGS

YEAR	RANKING
1947	12 (AP)
1951	20 (UPI)
1960	11 (AP), 19 (UPI)
1961	15 (UPI)
1968	7 (AP), 6 (UPI)
1973	18 (AP), 115 (UPI)
1992	22 (AP), 22 (UPI), 23 (CNN/USA Today)
1995	9 (AP), 10 (UPI), (CNN/USA Today)
2007	7 (AP), 7 (USA Today), 8 (Harris), 8 (BCS)

## HOME ATTENDANCE AVG.

50,907	2008 (seven games)
50,581	2009 (six games)
46,784	2007 (seven games)
44,850	2010 (seven games)
44,137	2006 (seven games)
43,675	2005 (six games)
42,283	2011 (six games)
42,161	1969 (five games)

## COMEBACK VICTORIES

TRAIL	QTR	OPPONENT, YEAR	FINAL
28 (45-17)	4th	Colorado, 2010	52-45
26 (21-47)	3rd	at Iowa State, 1992	50-47
21 (0-21)	3rd	Colorado, 1950	27-21
20 (0-20)	2nd	at Iowa State, 2008	35-33
20 (0-20)	1st	Loyola (Calif.), 1951	34-26
19 (7-26)	2nd	Iowa State, 1953	53-33
15 (0-15)	2nd	at Oklahoma State, 1967	26-15
14 (0-14)	1st	at Oklahoma, 1995	38-17
14 (0-14)	1st	at Missouri, 1989	46-44
14 (7-21)	3rd	at Wyoming, 1963	25-21
14 (0-14)	1st	at Oklahoma State, 1962	36-17
13 (14-27)	4th	Texas Tech, 2019	37-34
13 (0-13)	1st	at Tulsa, 2002	43-33
13 (0-13)	3rd	Missouri, 1973	14-13
13 (0-13)	2nd	at Kansas State, 1956	20-15

## COMEBACK TIES

TRAIL	QTR	OPPONENT, YEAR	FINAL
20 (0-20)	2nd	Nebraska, 1920	20-20
13 (0-13)	4th	at Missouri, 1958	13-13

## COMEBACKS BY OPPONENT

TRAIL	QTR	OPPONENT, YEAR	FINAL
25 (30-5)	2nd	Texas Tech, 2004	30-31
20 (20-0)	1st	Texas Tech, 2011	34-45
19 (19-0)	4th	at Colorado, 1961	19-20

## VICTORY MARGINS

MARGIN	SCORE	OPPONENT	YEAR
83	83-0	Washington (Mo.)	1923
80	86-6	South Dakota State	1947
72	72-0	UAB	1994
62	62-0	Southeastern La.	2007
62	62-0	St. Mary's	1912
61	68-7	New Mexico	1968
56	56-0	Iowa	1897
56	56-0	Midland	1895
55	55-0	Kansas State	1947
55	55-0	Emporia State	1909
52	55-3	Florida International	2007
52	52-0	Ball State	1992
51	57-6	Wichita State	1983

## CONFERENCE VICTORY MARGINS

MARGIN	SCORE	OPPONENT	YEAR
55	55-0	Kansas State	1947
48	58-10	Baylor	2007
43	43-0	at Iowa State	1952
41	41-0	Iowa State	1991
41	41-0	at Kansas State	1960
41	55-14	at Oklahoma State	1949
40	47-7	at Kansas State	1950
39	42-3	Colorado	1980

## ROAD VICTORY MARGINS

MARGIN	SCORE	OPPONENT	YEAR
48	48-0	at Washington (Mo.)	1924
46	53-7	at California	1961
46	46-0	at Arizona	1949
43	43-0	at Iowa State	1952
42	49-7	at Oregon State	1992
42	42-0	at South Dakota	1900

## MARGINS OF DEFEAT

MARGIN	SCORE	OPPONENT	YEAR
70	0-70	Nebraska	1986
65	0-65	Oklahoma	1954
64	0-64	Kansas State	2002
61	10-71	Oklahoma	1987
61	3-64	Oklahoma	1986
61	0-61	Iowa Navy Pre-Flight	1942



# BOWL SUMMARIES



## 1948 ORANGE BOWL

JAN. 1, 1948  
MIAMI, FLA.

GEORGIA TECH 20  
KANSAS 14

KANSAS	0	7	0	7	-14
GEORGIA TECH	0	7	13	0	-20

GTU – Patton 24 pass from Still (Bowen kick), 9:53 – 2  
KAN – Evans 12 run (Fambrough kick), 6:30 – 2  
GTU – Queen 16 pass from Still (Bowen kick), 9:08 – 3  
GTU – Patton 4 pass from Still (kick failed), 1:20 – 3  
KAN – Evans 12 pass from Hogan (Fambrough kick), 6:55 – 4

STATISTICS	KU	GT
First Downs	14	9
Rushing Yards	77	75
Passing Yards	158	129
Passes (Att-Comp)	19-10	19-11
Had Intercepted	1	0
Punts & Average	7-34	9-40
Fumbles Lost	1	1
Yards Penalized	37	70

### GAME SUMMARY

Trailing 20-14 to Georgia Tech with the final minutes ticking away, Kansas appeared ready to upset the favored Engineers in the 14th annual Orange Bowl, only to have a lost fumble at the two-foot line dash all hopes. Georgia Tech scored first on a 24-yard pass play to take a 7-0 lead in the second quarter. Kansas answered, however, with a 65-yard drive, finished by Ray Evans' 12-yard scoring burst and the extra point by Don Fambrough.

The third quarter proved pivotal, however, as Georgia Tech scored twice to take a 20-7 lead into the final stanza. Finding it difficult to move on the ground, Tech resorted to the air. As a result, Georgia Tech's quarterback Jim Still set an Orange Bowl record for most touchdown passes and best passing percentage, a .769 mark based on 10 completions in 13 attempts.

The Jayhawks, though, were not finished. A long pass from quarterback Bill Hogan to end Bryan Sperry moved the ball to the Georgia Tech 12. Hogan then lobbed a 12-yard scoring pass to Ray Evans. Soon afterwards Dick Monroe of Kansas recovered a Georgia Tech fumble at the Tech 42. Three plays later, Hogan completed a pass to end Otto Schnellbacher, putting the ball at the 26. Evans then sliced off three yards before pitching to Schnellbacher, who was forced out at the 10. Evans bolted nine yards to the one, and it appeared Kansas was ready to upset the Engineers.

But then disaster struck. Quarterback Lynne McNutt, attempting to sneak it in for the game-tying touchdown, lost the ball and the officials ruled that Tech's Rollo Phillips recovered it. Controversy raged as to whether McNutt actually fumbled or Phillips took it away from him amidst the pileup at the goal line.



## 1961 BLUEBONNET BOWL

DEC. 16, 1961  
HOUSTON, TEXAS

KANSAS 33  
RICE 7

KANSAS	6	6	13	8	-33
RICE	7	0	0	0	-7

KAN – Coleman 1 run (kick failed), 5:05 – 1  
RICE – Burrell 5 pass from Kerbow (Blume kick), 0:45 – 1  
KAN – Coleman 1 run (pass failed), 1:16 – 2  
KAN – McClinton 6 run (Barnes kick), 9:02 – 3  
KAN – McFarland 13 run (kick failed), 2:08 – 3  
KAN – McFarland 12 run (Boydston pass from Hadl), 7:40 – 4

STATISTICS	KU	Rice
First Downs	21	11
Rushes & Yards	66-293	27-58
Passing Yards	64	163
Passes (Att-Comp)	10-7	20-11
Had Intercepted	2	0
Punts & Average	3-37	6-31
Fumbles Lost	0	3
Yards Penalized	15	0

### KANSAS

Rushing: Hadl 8-25, McFarland 12-60, McClinton 13-37, Coleman 18-107, Jarrett 5-23, Baughman 5-16, Wilson 4-20, Leiker 1-5  
Passing: Hadl 10-7-2, 64  
Receiving: Leiker 2-21, McFarland 1-14, McClinton 1-15, Boydston 1-5, Wilson 1-9, Deer 1-0

### RICE

Rushing: Blume 6-26  
Passing: Kerbow 16-10-0, 156

### GAME SUMMARY

Sparked by a 41-yard run by quarterback John Hadl out of deep punt formation late in the first half, Kansas swept by Rice, 33-7, to claim the third annual Bluebonnet Bowl. Trailing 7-6 at the time and facing a fourth-and-six situation from the KU 40, Hadl faked the punt and raced 41 yards before being dropped at the Rice 19. Two plays later fullback Ken Coleman crashed over from the one to give the Jayhawks a 12-7 halftime lead.

The Jayhawks controlled the ball in the second half, scoring on drives of 50, 36 and 68 yards, while finishing the day with 76 offensive plays compared to only 47 for Rice. Hadl completed seven of 10 attempts for 64 yards. Coleman, voted the game's Most Outstanding Offensive Performer, finished with 107 yards rushing and two touchdowns.

The Jayhawks scored first with 5:05 remaining in the initial quarter, when Coleman went over from a yard out. It climaxed a 59-yard, nine-play drive. The extra point attempt by Bill Barnes was blocked. Rice answered that score with just 45 seconds left in the first quarter, when quarterback Randy Kerbow completed a five-yard scoring pass to flanker Johnny Burrell. The extra point was good to put the Owls on top for the one and only time. That set the stage for Hadl's heroics and the Kansas domination.



## 1969 ORANGE BOWL

JAN. 1, 1969  
MIAMI, FLA.

PENN STATE 15  
KANSAS 14

KANSAS	7	0	0	7	-14
PENN STATE	0	7	0	8	-15

KAN – Reeves 2 run (Bell kick), 3:05 – 1  
PSU – Pitman 13 run (Garthwaite kick), 11:08 – 2  
KAN – John Riggins 1 run (Bell kick), 12:38 – 4  
PSU – Burkhart 3 run (Campbell run), 0:15 – 4

STATISTICS	KU	PSU
First Downs	16	17
Rushes & Yards	59-76	55-207
Passing Yards	165	154
Passes (Att-Comp)	18-9	23-12
Had Intercepted	1	2
Return Yardage	52	31
Punts & Average	10-38	9-38
Fumbles Lost	0	2
Penalties & Yards	2-10	1-15

### KANSAS

Rushing: Riggins 18-47, Shanklin 15-20, Reeves 3-7, Jackson 1-5, Jr. Riggins 2-5, Douglass 20-(-8)  
Passing: Douglass 17-9-4, 165, Shanklin 1-0-0, 0  
Receiving: Mosier 5-77, Shanklin 1-42, Jackson 1-19, McGowan 1-16, Jr. Riggins 1-11

### PENN STATE

Rushing: Campbell 18-101  
Passing: Burkhart 23-12-2, 154  
Receiving: Kwalick 6-74


### GAME SUMMARY

In the never-to-be-forgotten "Twelfth Man Game," Penn State narrowly defeated Kansas, 15-14, with a second-chance two-point conversion in the waning seconds of the 35th annual Orange Bowl Classic. The Jayhawks thought they had won the game when they broke up Chuck Burkhart's conversion pass following Penn State's frantic touchdown with just 15 seconds remaining. Kansas was penalized, however, for having 12 men on the field, and the Nittany Lions received another chance — this time from only one-and-a-half yards out instead of three. On that attempt Bob Campbell's thrust at the left side of his line produced the winning margin.

Kansas, playing in its third bowl game, scored in the opening quarter when Mike Reeves capped a nine-play, 45-yard drive by ramming over from the two. Pat Hutchens set the drive in motion by intercepting a Burkhart pass.

The Jayhawks took a 14-7 lead early in the fourth quarter, when Donnie Shanklin returned a punt 46 yards to the seven to set up a touchdown by John Riggins. The Jayhawks nursed the lead for nearly 12 minutes, once missing a first down by inches at the Penn State five while driving for what would have been a wrap-up touchdown. The game still appeared to be under control when Kansas kicked to the Nittany Lions at the 50 with 1:16 remaining. But on the next play Burkhart hit Campbell with a 47-yard pass that KU defender Billy Hunt lost in the lights. It took three plays to score from the three, but Burkhart finally got across on a bootleg play around left end to set the stage for the hectic finish.

# BOWL SUMMARIES



## 1973 LIBERTY BOWL

DEC. 17, 1973  
MEMPHIS, TENN.

NC STATE 31  
KANSAS 18

KANSAS	0	10	0	8	-18
NC STATE	7	3	7	14	-31

NCSU - Fritz 2 run (Sewell kick), 4:09 - 1  
KAN - Miller 12 pass from Jaynes (Love kick), 14:15 - 2  
NCSU - FG Sewell 33, 4:54 - 2  
KAN - FG Love 28, 0:37 - 2  
NCSU - Fritz 8 run (Sewell kick), 9:20 - 3  
NCSU - Young 12 run (Sewell kick), 4:50 - 4  
NCSU - Henderson 31 INT return (Sewell kick), 4:03 - 4  
KAN - Miller 12 run (Adams pass from Jaynes), 0:34 - 4

STATISTICS	KU	NCST
First Downs	24	17
Rushes & Yards	31-130	56-188
Passing Yardage	218	86
Passes (Att-Comp)	38-24	14-7
Had Intercepted	2	1
Return Yardage	7	44
Punts & Average	2-37	1-38
Fumbles Lost	1	0
Penalties & Yards	4-37	3-35

### KANSAS

Rushing: Miller 15-104, Williams 10-26, Jaynes 6-0  
Passing: Jaynes 38-24-2, 218

Receiving: Adams 8-73, Edwards 4-38, Williams 4-31, Miller 4-19, Hosack 1-20, Saathoff 1-17, Ross 1-14, Smith 1-6

### NC STATE

Rushing: Fritts 18-83  
Passing: Shaw 8-5-1, 71  
Receiving: Gargano 4-48


### GAME SUMMARY

Playing in a bowl game for the fourth time in its history, Kansas was upset by North Carolina State, 31-18, in the 15th annual Liberty Bowl. The Jayhawks fell after a controversial decision by an official in the third quarter, which was followed by three unanswered N.C. State touchdowns.

The play in question came early in the third quarter with the score tied, 10-10. N.C. State punted to KU's Bruce Adams at the 19. In heavy traffic Adams called for a fair catch, but fell to the ground as the ball glanced off him. N.C. State's Ralph Stringer fell on the ball and the Wolfpack scored two plays later. Adams argued with officials that he was tripped on the fair catch, but the officials refused to change their ruling.

The Wolfpack scored twice more before the Jayhawks' offense responded with a late fourth quarter scoring drive of its own.

David Jaynes, KU's All-American quarterback playing his last game for the Jayhawks, finished the game with 24 completions in 38 attempts for 218 yards. All of those figures represented Liberty Bowl records, and for his efforts Jaynes was named the game's Outstanding Offensive Performer.



## 1975 SUN BOWL

DEC. 26, 1975  
EL PASO, TEXAS

PITTSBURGH 33  
KANSAS 19

KANSAS	0	0	7	12	-19
PITTSBURGH	7	12	0	14	-33

PITT - Walker 60 run (Long kick), 2:11 - 1  
PITT - Dorsett 8 run (kick failed), 14:42 - 2  
PITT - Dorsett 2 run (run failed), 0:26 - 2  
KAN - Smith 55 run (Swift kick), 4:32 - 3  
PITT - Walker 2 run (Long kick), 12:49 - 4  
KAN - Smith 17 run (kick failed), 6:11 - 4  
PITT - Jones 7 pass from Haygood (Long kick), 3:15 - 4  
KAN - Sharp 38 pass from McMichael (run failed), 2:02 - 4

STATISTICS	KU	PITT
First Downs	19	16
Rushes & Yards	67-342	53-372
Passing Yardage	76	60
Passes (Att-Comp)	14-4	13-8
Had Intercepted	1	2
Return Yardage	3	4
Punts & Average	5-37	5-35
Fumbles Lost	2	0
Penalties & Yards	5-25	10-95

### KANSAS

Rushing: Smith 16-118, Cromwell 24-99, Banks 13-64, Sharp 3-21, Wright 4-19, McMichael 1-8, Campfield 5-8, McCamy 1-5  
Passing: McMichael 8-4-0, 76, Cromwell 6-0-1, 0  
Receiving: Sharp 1-38, Fender 1-16, McCamy 1-14, Smith 1-8

### PITTSBURGH


Rushing: Tony Dorsett 27-142, Elliott Walker 11-23, Robert Haygood 14-101  
Passing: Haygood 13-8-1, 60

### GAME SUMMARY

Playing in its fifth bowl game ever and second in three years, Kansas dropped a 33-19 decision to Pittsburgh in the 41st annual Sun Bowl. Behind three 100-plus yard rushing performances by All-American halfback Tony Dorsett (142), fullback Elliott Walker (123) and quarterback Robert Haygood (101), the Panthers built a 19-0 halftime lead and made that lead hold up in the second half to claim the triumph.

The Jayhawks did score first in the second half, giving some hope of a comeback. Halfback Laverne Smith, who finished the day with 118 yards rushing, dazzled the Panther defense with a 55-yard burst up the middle with 4:32 remaining in the third quarter. That made it 19-7, but with 12:49 remaining in the game Walker scored again for Pittsburgh, this time from two yards out, to erase all hopes of a KU comeback.

Smith later added a 17-yard touchdown run, which was followed by a 38-yard scoring pass from quarterback Scott McMichael to halfback Skip Sharp to close out the Kansas scoring. Nearly 4,000 KU faithful made the trip to El Paso to help comprise the record turnout of 30,272.



## 1981 HALL OF FAME BOWL

DEC. 31, 1981  
BIRMINGHAM, ALA.

MISSISSIPPI ST. 10  
KANSAS 0

KANSAS	0	0	0	0	-0
MISSISSIPPI ST	7	3	0	0	-10

MSU - Bond 17 run (Morgan kick), 14:48 - 1  
MSU - Moore 14 FG, 10:55 - 2

STATISTICS	KU	MSU
First Downs	14	12
Rushes & Yards	40-106	53-250
Passing Yardage	171	51
Passes (Att-Comp)	31-15	16-5
Had Intercepted	2	0
Return Yardage	19	35
Punts & Average	9-45	9-44
Fumbles & Lost	1-1	5-1
Penalties & Yards	7-82	10-65

### KANSAS

Rushing: Jones 7-20, Taylor 20-61, Smith 7-(-9), Frederick 5-(-35), Green 1-(-2)  
Passing: Smith 22-8-2, 61, Frederick 9-7-0, 110  
Receiving: Taylor 7-41, Bastin 2-20, Capers 2-57, Johnson 3-34, Jones 1-19  
Tackles: McNorton 16, Toburen 10, Foote 7, Wagoner 6

### MISSISSIPPI STATE

Rushing: Bond 17-90  
Passing: Bond 16-5-0, 51  
Receiving: Haddix 2-16

### GAME SUMMARY

It will be remembered by Jayhawk fans as the 12-second game. Playing in its first postseason game in six years, Kansas players, coaches and fans watched as a nightmare unfolded before their eyes. KU's Darren Green took the opening kickoff and returned it 15 yards before colliding with a teammate. The result was a turnover and Mississippi State's ball on the KU 17. On the ensuing play, MSU quarterback John Bond rolled right on an option play, turned up field and went unscathed into the end zone for the first and last TD of the day. A mere dozen ticks of the clock had gone by and already KU was trailing, 7-0.

Following the quick score the Jayhawk defense stiffened, however, allowing just a field goal for the remainder of the game.

The offense was a different story. The Jayhawks' only real scoring threat was nullified by a strange penalty. With a little under five minutes left in the game, KU's Bucky Scribner punted from deep in KU territory; the Bulldogs' Cookie Jackson fumbled and Kansas recovered on the MSU 22. However, a flag had been thrown; the Jayhawks were called for clipping. Rather than moving the ball back 15 yards to the Bulldog 37, the officials decided the clip had occurred during the punt, and assessed the penalty from the line of scrimmage. Kansas had to punt again from its own 11.

# BOWL SUMMARIES



## 1992 ALOHA BOWL

DEC. 25, 1992  
HONOLULU, HAWAII

KANSAS 23  
BYU 20

KANSAS	9	3	0	11	-23
BRIGHAM YOUNG	7	7	6	0	-20

BYU – Heimuli 94 kickoff return (Lauder kick)  
KAN – Harris 74 pass from Gay (Eichloff kick)  
KAN – Safety, Willis tackled in the end zone  
BYU – Willis 29 run (Lauder kick)  
KAN – FG Eichloff 42  
BYU – Sterling 10 pass from Young (conversion failed)  
KAN – Hilleary 1 run (Hilleary run)  
KAN – FG Eichloff 48

STATISTICS	KU	BYU
First Downs	18	19
Rushes & Yards	49-172	32-142
Passing Yardage	200	262
Passes (Att-Comp)	12-24	15-31
Had Intercepted	0	1
Return Yardage	12	18
Punts & Average	8-48.3	4-48.3
Fumbles & Lost	0-0	1-0
Penalties & Yards	7-55	7-73

### KANSAS

Rushing: Douglas 18-68, White 8-37, Levine 6-26, Hilleary 14-23, Cozzens 2-12, Powell 1-6  
Passing: Hilleary 23-11-0, 126, Gay 1-1-0, 74  
Receiving: R. Harris 4-142, Licursi 3-17, White 2-15, Fette 1-16, Powell 1-6, Cozzens 1-4

### BYU

Rushing: Willis 11-52  
Passing: Young 31-15-1, 262  
Receiving: Daman 4-99

### GAME SUMMARY

Playing in its first bowl game in 11 years, Kansas surrendered a kickoff return touchdown to Brigham Young on the first play of the game. Just two plays later, KU answered right back as receiver Matt Gay caught a lateral from quarterback Chip Hilleary and then hit a wide-open Rodney Harris for a 74-yard touchdown pass.

KU defensive lineman Chris Maumalanga tackled BYU's Jamal Willis for a safety and a 9-7 lead. The Kansas defensive line had a strong day as senior Dana Stubblefield led the Jayhawks with three sacks, three hurries and one tackle for loss. For his efforts, Stubblefield was named the game's Most Valuable Player.

Willis soon gained revenge with a 29-yard touchdown romp with 10:16 left to play in the half. Following his score, BYU led, 14-9, but Jayhawk kicker Dan Eichloff hammered a 41-yard field goal that capped the first-half scoring at 14-12.

BYU carried a 20-12 lead into the final quarter. Hilleary then scored on a one-yard run and capped it with a two-point conversion that tied the game at 20. On the following drive, the Jayhawk defense stopped the Cougars on three straight plays and BYU was forced to punt. Hilleary then led the Jayhawks on a drive that lasted nearly seven minutes and resulted in Eichloff's 48-yard field goal, giving Kansas the lead.

BYU mounted a drive late in the game, but senior safety Charley Bowen secured the Jayhawks' first bowl win in 31 years by picking off Young's pass at the Kansas 29-yard line with 2:11 to play.



## 1995 ALOHA BOWL

DEC. 25, 1995  
HONOLULU, HAWAII

KANSAS 51  
UCLA 30

KANSAS	7	10	20	14	-51
UCLA	0	0	7	23	-30

KAN – Moore 9 pass from Williams (McCord kick), 9:36 – 1  
KAN – Henley 49 run (McCord kick), 13:33 – 2  
KAN – FG McCord, 1:29 – 2  
KAN – Henley 2 run, 11:17 – 3  
UCLA – Melsby 8 pass from McNow (Merten kick), 7:40 – 3  
KAN – Byrd 77 pass from Williams (McCord kick), 6:35 – 3  
KAN – Carter 27 pass from Williams (McCord kick), 3:14 – 3  
UCLA – Jordan 8 pass from McNow (Merten kick), 13:44 – 4  
UCLA – Abdul-Jabbar 5 run (Melsby from Merten), 12:43 – 4  
KAN – Williams 6 run (McCord kick), 4:30 – 4  
UCLA – Melsby 7 pass from McNow (run Jabbar), 3:07 – 4  
KAN – Vann 67 run (McCord kick), 2:05 – 4

STATISTICS	KU	UCLA
First Downs	21	21
Rushes & Yards	43-277	45-286
Passing Yardage	292	136
Passes (Att-Comp)	28-19	38-15
Had Intercepted	1	0
Return Yardage	05	170
Punts & Average	2-48.0	4-44.8
Fumbles & Lost	0-0	1-1
Penalties & Yards	4-32	6-37

### KANSAS

Rushing: Henley 13-107, Vann 5-78, Williams 11-48, Levine 11-22, A. Smith 2-4, Galbreath 1-(-3)  
Passing: Williams 27-18-1, 288, Rutz 1-1-0, 4  
Receiving: Byrd 4-116, Henley 3-41, A. Smith 3-22, Moore 2-19, Carter 2-32, Friday 2-32, Foy 1-4, Vann 1-7, Levine 1-19

### UCLA

Rushing: Abdul-Jabbar 26-157  
Passing: McNow 34-13-3, 121  
Receiving: Helsby 5-35

### GAME SUMMARY

Preparing for its second bowl game in four seasons and its eighth in school history, the Jayhawks set several bowl records in running over the favored UCLA Bruins to win their second-straight postseason game.

Kansas struck first and often in taking a 17-0 lead into halftime. Senior quarterback Mark Williams capped an 11-play, 72-yard drive with a nine-yard pass to tight end Jim Moore for the touchdown. On its first drive of the second quarter junior running back June Henley outran the Bruin defenders for a touchdown. Henley carried the ball 13 times for 107 yards on the afternoon. Jeff McCord booted a 27-yard field goal late in the second quarter to give the Jayhawks a 17-0 lead at halftime.

In the third quarter KU's Ashaundai Smith returned a punt 43 yards and five plays later Williams found Andre Carter open in the left corner of the end zone for a score. Carter's first career TD gave Kansas a 37-7 lead late in the third quarter.

Williams finished the day 18-for-27 passing for 288 yards and three touchdowns. He also had 11 carries for 48 yards, including a fourth-quarter touchdown run. Following the game he was named Kansas' Most Valuable Player of the game. When the final gun sounded, the Jayhawks had set a bowl record for most points scored by a team with their 51-30 victory.



## 2003 MAZDA TANGERINE BOWL

DEC. 22, 2003  
ORLANDO, FLA.

NC STATE 56  
KANSAS 26

KANSAS	7	3	10	6	-26
NC STATE	21	7	14	14	-56

NCSU – Washington 45 pass from Rivers (Kiker kick), 13:58 – 1  
KU – Gordon 23 pass from Whittemore (Brooks kick), 10:41 – 1  
NCSU – Washington 14 pass from Rivers (Kiker kick), 8:43 – 1  
NCSU – McClendon 1 run (Kiker kick), 1:23 – 1  
KU – Brooks 28 yard field goal, 4:01 – 2  
NCSU – McClendon 3 pass from Rivers (Kiker kick), :45 – 2  
KU – Green 11 pass from Whittemore (Brooks kick), 10:45 – 3  
NCSU – Clark 40 pass from Rivers (Kiker kick), 7:24 – 3  
NCSU – Davis 10 run (Kiker kick), 6:03 – 3  
KU – Beck 39 yard field goal, 3:42 – 3  
KU – Whittemore 9 run (Whittemore pass failed) 14:18 – 4  
NCSU – Cotchery 21 pass from Rivers (Kiker kick), 12:57 – 4  
NCSU – McClendon 26 run (Kiker kick), 10:06 – 4

STATISTICS	KU	NCST
First Downs	28	34
Rushes & Yards	40-220	22-172
Passing Yardage	243	481
Passes (Att-Comp)	42-20	46-38
Had Intercepted	2	0
Return Yardage	86	0
Punts & Average	4-30.8	1-53.0
Fumbles & Lost	0-0	0-0
Penalties & Yards	9-75	9-86

### KANSAS

Rushing: Green 14-87, Whittemore 17-84, Gordon 3-36, Simmons 1-9, Randle 5-4  
Passing: Whittemore 20-41-2, 243, Green 0-1-0, 0  
Receiving: Rideau 9-109, Gordon 4-73, Green 3-30, M. Johnson 2-21, Anderson 1-12, Simmons 1-(-2)

### NC STATE

Rushing: McClendon 7-72  
Passing: Rivers 37-45-0, 475  
Receiving: Cotchery 13-171

### GAME SUMMARY

Kansas, playing in its first bowl game since 1995, fell to the North Carolina State Wolfpack, 56-26, in the Mazda Tangerine Bowl in Orlando, Fla.

N.C. State opened the scoring with a three-play, 64-yard drive which took just 1:02, capped by a 45-yard touchdown pass from Tangerine Bowl MVP Philip Rivers to Richard Washington.

The Jayhawks answered with 10:41 left in the first quarter, as senior quarterback Bill Whittemore found freshman wide receiver Charles Gordon in the end zone on a 23-yard pass play.


KU scored again with 4:01 remaining in the half, capping off a 10-play, 66-yard drive with a 28-yard field goal by Jerod Brooks to make the score 21-10. But NCSU closed out the first-half scoring with a three-yard touchdown pass from Rivers to McClendon to make the score 28-10 at the break.

The Jayhawks opened the scoring in the second half, marching down the field on a nine-play, 79-yard drive that culminated with an 11-yard touchdown pass from Whittemore to sophomore running back Clark Green. N.C. State answered right back with two straight scores to take a 42-17 lead.

A nine-yard Whittemore rush for a score made the score 42-26 with 14:18 left in the game. But that's as close as KU would get. Brandon Rideau led the Jayhawk receivers with a KU-bowl record nine catches for 109 yards.



# BOWL SUMMARIES



## 2005 FORT WORTH BOWL

DEC. 23, 2005  
FORT WORTH, TEXAS

KANSAS 42  
HOUSTON 13

KANSAS	7	7	14	14	-42
HOUSTON	0	10	3	0	-13

KU – Murph 85 punt return (Webb kick), 10:26 – 1  
UH – Bell 32 yard field goal, 14:22 – 2  
KU – Cornish 13 pass from Swanson (Webb kick), 12:49 – 2  
UH – Kolb 1 run (Bell kick), 00:57 – 2  
KU – Cornish 30 pass from Swanson (Webb kick), 12:43 – 3  
UH – Lawrence 44 yard field goal, 8:29 – 3  
KU – Simmons 32 pass from Swanson (Webb kick), 4:57 – 3  
KU – Keith 14 int return (Webb kick), 12:23 – 4  
KU – Murph 48 pass from Swanson (Webb kick), 9:08 – 4

STATISTICS	KU	UH
First Downs	29	15
Rushes & Yards	39-198	24-30
Passing Yardage	340	214
Passes (Att-Comp)	32-21	44-20
Had Intercepted	0	3
Return Yardage	45	0
Punts & Average	2-43.0	7-44.9
Fumbles & Lost	1-1	1-0
Penalties & Yards	14-138	4-54

### KANSAS

Rushing: Cornish 16-101, McAnderson 7-41, Swanson 7-33, C. Green 9-23  
Passing: Swanson 29-19-0, 307, Luke 3-2-0, 33  
Receiving: Gordon 6-86, Simmons 5-77, Murph 4-78, Cornish 2-43, Henry 2-33, Fine 2-23

### HOUSTON

Rushing: Battle 3-8  
Passing: Kolb 43-20-3, 214  
Receiving: Avery 5-71

### GAME SUMMARY

Kansas closed out the 2005 season with a 42-13 victory over Houston in the Fort Worth Bowl at Amon G. Carter Stadium. The win gave the Jayhawks their first bowl victory since the 1995 Aloha Bowl and the most wins (seven) in a decade.

Junior Brian Murph put Kansas on the board early when he returned a Houston punt 85 yards for a touchdown.

Houston scored its first points of the game in the second quarter when freshman Ben Bell kicked a 32-yard field goal. Kansas made it 14-3 on the ensuing possession with a five-play, 60-yard drive that resulted in a 13-yard touchdown shovel pass from senior Jason Swanson to junior Jon Cornish.


The Cougars capped a 42-yard, seven-play drive with a touchdown when junior Kevin Kolb scored on a one-yard keeper with 57 seconds remaining in the half. KU headed into the break leading 14-10.

The KU defense struck early in the second half when senior Theo Baines intercepted a Kolb pass and ran it 16 yards to KU's 30-yard line. Two plays later, Cornish took another shovel pass from Swanson 30 yards for his second touchdown of the day making it 21-10 in favor of the Jayhawks.

On KU's next possession, Swanson connected with senior Mark Simmons on a 32-yard pass to cap an 80-yard, 3:32 scoring drive. The touchdown gave KU a 28-13 lead with 4:57 left in the third quarter.

KU pulled away scoring twice following interceptions by Charlton Keith and Baines.

Swanson threw for four touchdowns and had 19 completions on 29 attempts for 307 yards and was named KU's 2005 Fort Worth Bowl Most Valuable Player.



## 2008 FEDEX ORANGE BOWL

JAN. 3, 2008  
MIAMI, FLA.

KANSAS 24  
VIRGINIA TECH 21

KANSAS	7	10	0	7	-24
VIRGINIA TECH	0	7	7	7	-21

KU – 1st (5:15) – Talib, 60 interception return (Webb kick)  
KU – 2nd (12:00) – Webb, 32 FG  
KU – 2nd (7:03) – Henry, 13 pass from Reesing (Webb kick)  
VT – 2nd (1:24) – Ore, 1 run (Dunlevy kick)  
VT – 3rd (11:35) – Harper, 84 punt return (Dunlevy kick)  
KU – 4th (10:57) – Reesing, 2 run (Webb kick)  
VT – 4th (3:00) – Harper, 20 pass (Dunlevy kick)

STATISTICS	KU	VT
First Downs	19	20
Rushes & Yards	36-95	42-135
Passing Yardage	249	171
Passes (Att-Comp)	38-21	31-14
Had Intercepted	1	3
Return Yardage	4-64	7-222
Punts & Average	5-50.0	5-38.6
Fumbles & Lost	1-0	0-0
Penalties & Yards	5-70	4-27

### KANSAS

Rushing: McAnderson 15-75, Sharp 9-33, Team 1-(-1), Reesing 10-(-6), Talib 1-(-6)  
Passing: Reesing 37-20-1, 227  
Receiving: Fields 7-101, Sharp 4-30, Meier 2-24, Briscoe 2-20, Henry 2-20, Fine 2-14, Brown 1-22, McAnderson 1-18  
Interceptions: Talib 1-60, Thornton 1-30, Harris 1-0

### VIRGINIA TECH

Rushing: Ore 23-116  
Passing: Glennon 28-13-2, 160  
Receiving: Harper 4-64

### GAME SUMMARY

Playing in its first BCS game, No. 8 Kansas earned a 24-21 victory over No. 3 Virginia Tech in the 2008 Orange Bowl championship. Sophomore QB Todd Reesing threw a touchdown pass and ran for another, while Orange Bowl MVP Aqib Talib returned an interception 60 yards for a TD to lead KU.

The Jayhawk defense and special teams were the story of the game. The Jayhawks matched a KU bowl game record with three INTs, while five different Jayhawks collected quarterback sacks. Of the three interceptions, none was bigger than Talib's first-quarter pick that gave Kansas a 7-0 advantage.


With 12 minutes remaining in the first half, senior place kicker Scott Webb stretched KU's lead to 10-0 with a 32-yard field goal, capitalizing on a Chris Harris interception.

KU increased its lead to 17-0 when Reesing led the Jayhawks on a 10-play, 59-yard drive that he culminated with a 13-yard strike to Marcus Henry. Virginia Tech answered that touchdown with a one-yard plunge by Brandon Ore with 1:24 to go in the half.

The Hokies cut the lead to 17-14 on an 86-yard punt return by Justin Harper early in the second half. Tech threatened again in the third quarter, but KU held onto its lead when junior Joe Mortensen blocked a 25-yard field goal attempt with 6:41 to go in the quarter.

Following a Justin Thornton pick-off deep in Tech territory, Reesing stretched the KU lead to 24-14 with a two-yard bootleg run.

But Virginia Tech was not done. With 5:51 to go, the Hokies held Kansas on a fourth-down try from the Tech 23. They then marched the ball 77 yards on 14 plays, drawing to within three with three minutes remaining. The Hokies tried an onside kick, but KU's Raimond Pendleton recovered the ball. From there, the Jayhawks ran out the clock.



## 2008 INSIGHT BOWL

DEC. 31, 2008  
TEMPE, ARIZ.

KANSAS 42  
MINNESOTA 21

KANSAS	14	14	7	7	-42
MINNESOTA	14	0	0	7	-21

KU – 1st (14:49) Briscoe, 80 pass from Reesing (Branstetter kick)  
UM – 1st (13:18) – Hoese, 1 run (Monroe kick)  
UM – 1st (4:48) – Hoese, 2 run (Monroe kick)  
KU – 1st (0:12) – Meier, 4 pass from Reesing (Branstetter kick)  
KU – 2nd (8:49) – Briscoe, 6 pass from Reesing (Branstetter kick)  
KU – 2nd (1:07) – Wilson, 4 pass from Reesing (Branstetter kick)  
KU – 3rd (8:033) – Briscoe, 32 pass from Meier (Branstetter kick)  
UM – 4th (13:01) – Decker, 6 pass from Weber (Monroe kick)  
KU – 4th (1:33) – Sharp, 2 run (Branstetter kick)

STATISTICS	KU	UM
First Downs	26	20
Rushes & Yards	29-101	38-80
Passing Yardage	345	251
Passes (Att-Comp)	28-36	20-35
Had Intercepted	1	0
Return Yardage	9-47.0	5-25.4
Punts & Average	4-47.5	5-41.0
Fumbles & Lost	0-0	1-1
Penalties & Yards	4-33	7-41

### KANSAS

Rushing: Sharp 16-64, Reesing 12-38  
Passing: Reesing 27-35-1, 313, Meier 1-1-0, 32  
Receiving: Briscoe 14-201, Meier 10-113, Wilson 2-17, Biere 1-9, Fields 1-5

### MINNESOTA

Rushing: Weber 12-31  
Passing: Weber 19-34-0, 176  
Receiving: Decker 8-149

### GAME SUMMARY

Todd Reesing completed 27-of-35 passes for 313 yards and four touchdowns, while Dezmon Briscoe set Insight Bowl records for receptions (14) and TD catches (three), to lead the Jayhawks to a 42-21 victory over Minnesota in the 20th Insight Bowl. The win gave the Jayhawks their third-straight bowl.

On defense KU's trio of senior linebackers shined. Mike Rivera matched a career high with 14 tackles, while Joe Mortensen also tied his career best with 13 stops. James Holt added eight tackles, with four for loss, including three sacks.

Briscoe was named the game's offensive MVP, while Holt was tabbed the game's top defender.

Kansas struck first, scoring on a 60-yard pass play from Reesing to Briscoe on the game's opening play from scrimmage. Minnesota responded on its first possession, however, converting on a 75-yard pass on their opening play to set up a quick score.

Trailing 14-7, in the first quarter, Kansas scored the game's next 28 points to take a 35-14 lead in the third period.

The Jayhawks scored on four of their first five possessions while shutting Minnesota down after the Gophers scored the first two times they had the ball. Reesing was nearly flawless in the first half, throwing four touchdown passes and at one point completing a school-record 14 straight passes. He finished the first 30 minutes hitting 19-of-23 passes for 221 yards and the four scores.

KU scored in the third quarter on a 32-yard pass from Meier to Briscoe and then closed out the game's scoring with a two-yard rushing TD from Jake Sharp.

# BOWL GAME RECORDS

## KANSAS RECORDS

### FIRST DOWNS

29 vs. Houston 2005 Fort Worth Bowl

### RUSHING ATTEMPTS

67 vs. Pittsburgh 1975 Sun Bowl

### RUSHING YARDS

342 vs. Pittsburgh 1975 Sun Bowl

### PASS ATTEMPTS

42 vs. North Carolina State 2003 Tangerine Bowl

### PASS COMPLETIONS

28 vs. Minnesota 2008 Insight Bowl

### PASSING YARDS

345 vs. Minnesota 2008 Insight Bowl

### TOUCHDOWN PASSES

5 vs. Minnesota 2008 Insight Bowl

### TOTAL OFFENSE PLAYS

91 (67 rush, 14 pass) vs. Pittsburgh 1975 Sun Bowl

### TOTAL OFFENSE YARDS

548 vs. UCLA 1995 Aloha Bowl

### TOUCHDOWNS

7 vs. UCLA 1995 Aloha Bowl

### POINTS SCORED

51 vs. UCLA 1995 Aloha Bowl

### COMBINED POINTS

82 vs. North Carolina State 2003 Tangerine Bowl

### FEWEST POINTS ALLOWED

7 by Rice 1961 Bluebonnet Bowl

### MOST INTERCEPTIONS

3 vs. Virginia Tech 2008 Orange Bowl

3 vs. Houston 2005 Fort Worth Bowl

## OPPONENT RECORDS

### FIRST DOWNS

34 by North Carolina State 2003 Tangerine Bowl

### FEWEST FIRST DOWNS

9 by Georgia Tech 1948 Orange Bowl

### RUSHING ATTEMPTS

56 by North Carolina State 1973 Liberty Bowl

### RUSHING YARDS

372 by Pittsburgh 1975 Sun Bowl

### FEWEST RUSHING YARDS

30 by Houston 2005 Fort Worth Bowl

### PASS ATTEMPTS

46 by North Carolina State 2003 Tangerine Bowl

### PASS COMPLETIONS

38 by North Carolina State 2003 Tangerine Bowl

### INTERCEPTIONS THROWN

3 by Virginia Tech 2008 Orange Bowl

3 by Houston 2005 Fort Worth Bowl

### PASSING YARDS

481 by North Carolina State 2003 Tangerine Bowl

### FEWEST PASSING YARDS

60 by Pittsburgh 1975 Sun Bowl

### TOUCHDOWN PASSES

5 by North Carolina State 2003 Tangerine Bowl

### TOTAL OFFENSE PLAYS

83 by UCLA 1995 Aloha Bowl

### TOTAL OFFENSE YARDS

653 by North Carolina State 2003 Tangerine Bowl

### FEWEST TOTAL OFFENSE YARDS

205 by Georgia Tech 1948 Orange Bowl

### TOUCHDOWNS

8 by North Carolina State 2003 Tangerine Bowl

### POINTS SCORED

56 by North Carolina State 2003 Tangerine Bowl

### FEWEST POINTS SCORED

7 by Rice 1961 Bluebonnet Bowl

## INDIVIDUAL RECORDS

### RUSHING ATTEMPTS

24 by Nolan Cromwell vs. Pittsburgh 1975 Sun Bowl

### RUSHING YARDS

118 by Laverne Smith vs. Pittsburgh 1975 Sun Bowl

### LONGEST RUN

67 by Eric Vann vs. UCLA 1995 Aloha Bowl

### PASS ATTEMPTS

41 by Bill Whittemore vs. North Carolina State 2003 Tangerine Bowl

### PASS COMPLETIONS

27 by Todd Reesing vs. Minnesota 2008 Insight Bowl

### PASSING YARDS

313 by Todd Reesing vs. Minnesota 2008 Insight Bowl

### TOUCHDOWN PASSES

4 by Todd Reesing vs. Minnesota 2008 Insight Bowl

4 by Jason Swanson vs. Houston 2005 Fort Worth Bowl

### CONSECUTIVE PASSES COMPLETED

14 by Todd Reesing vs. Minnesota 2008 Insight Bowl

### LONGEST PASS

77 by Mark Williams to Isaac Byrd vs. UCLA 1995 Aloha Bowl

### RECEPTIONS

14 by Dezmon Briscoe vs. Minnesota 2008 Insight Bowl

### RECEIVING YARDS

201 by Dezmon Briscoe vs. Minnesota 2008 Insight Bowl

### TOTAL OFFENSE YARDS

351 by Todd Reesing vs. Minnesota 2008 Insight Bowl

### PUNTS

9 by Bucky Scribner vs. Mississippi State 1981 Hall of Fame Bowl

### PUNTING YARDS

407 by Bucky Scribner vs. Mississippi State 1981 Hall of Fame Bowl

### PUNTING AVERAGE

48.3 by Dan Eichloff vs. Brigham Young 1992 Aloha Bowl

### LONGEST PUNT

63 by Bucky Scribner vs. Mississippi State 1981 Hall of Fame Bowl

### MOST INTERCEPTIONS

1 by several

### LONGEST INTERCEPTION RETURN

60 by Aqib Talib vs. Virginia Tech 2008 Orange Bowl

### PUNT RETURNS

4 by Charles Gordon vs. Houston 2005 Fort Worth Bowl

### PUNT RETURN YARDS

85 by Brian Murph vs. Houston 2005 Fort Worth Bowl

### LONGEST PUNT RETURN

85 by Brian Murph vs. Houston 2005 Fort Worth Bowl

### LONGEST KICKOFF RETURN

54 by Maurice Douglas vs. Brigham Young 1992 Aloha Bowl

### FIELD GOALS

2 by Dan Eichloff vs. Brigham Young 1992 Aloha Bowl

### LONGEST SCORING RUN

67 by Eric Vann vs. UCLA 1995 Aloha Bowl

### LONGEST SCORING PASS

77 by Isaac Byrd vs. UCLA 1995 Aloha Bowl

### LONGEST FIELD GOAL

48 by Dan Eichloff vs. Brigham Young 1992 Aloha Bowl

### MOST POINTS SCORED

18 by Dezmon Briscoe vs. Minnesota 2008 Insight Bowl

## KANSAS BOWL BESTS

### INDIVIDUAL TOP FIVE

#### RUSHING YARDS

1.	16-118	Laverne Smith	vs. Pittsburgh	1975 Sun
2.	13-107	June Henley	vs. UCLA	1995 Aloha
3.	18-107	Ken Coleman	vs. Rice	1961 Bluebonnet
4.	15-104	Robert Miller	vs. NC State	1973 Liberty
5.	16-101	Jon Cornish	vs. Houston	2005 Fort Worth

#### PASSING YARDS

1.	313 (27-of-35)	Todd Reesing	vs. Minnesota	2008 Insight
2.	307 (19-of-29)	Jason Swanson	vs. Houston	2005 Fort Worth
3.	288 (18-of-27)	Mark Williams	vs. UCLA	1995 Aloha
4.	243 (20-of-44)	Bill Whittemore	vs. NC State	2003 Tangerine
5.	227 (20-of-37)	Todd Reesing	vs. Virginia Tech	2008 Orange

#### RECEIVING YARDS

1.	14-201	Dezmon Briscoe	vs. Minnesota	2008 Insight
2.	4-142	Rodney Harris	vs. Brigham Young	1992 Aloha
3.	4-116	Isaac Byrd	vs. UCLA	1995 Aloha
4.	10-113	Kerry Meier	vs. Minnesota	2008 Insight
5.	9-109	Brandon Rideau	vs. NC State	2003 Tangerine

### TEAM TOP FIVE

#### RUSHING OFFENSE

1.	342	vs. Pittsburgh	1975 Sun
2.	293	vs. Rice	1961 Bluebonnet
3.	277	vs. UCLA	1995 Aloha
4.	220	vs. NC State	2003 Tangerine
5.	198	vs. Houston	2005 Fort Worth

#### PASSING OFFENSE

1.	345	vs. Minnesota	2008 Insight
2.	340	vs. Houston	2005 Fort Worth
3.	292	vs. UCLA	1995 Aloha
4.	249	vs. Virginia Tech	2008 Orange
5.	243	vs. North Carolina State	2003 Tangerine

### TOTAL OFFENSE

1.	569	vs. UCLA	1995 Aloha
2.	538	vs. Houston	2005 Fort Worth
3.	463	vs. NC State	2003 Tangerine
4.	446	vs. Minnesota	2008 Insight
5.	418	vs. Pittsburgh	1975 Sun

### RUSHING DEFENSE

1.	30	vs. Houston	2005 Fort Worth
2.	58	vs. Rice	1961 Bluebonnet
3.	75	vs. Georgia Tech	1948 Orange
4.	135	vs. Virginia Tech	2008 Orange
5.	142	vs. Brigham Young	1992 Aloha

### PASSING DEFENSE

1.	51	vs. Mississippi State	1981 Hall of Fame
2.	60	vs. Pittsburgh	1975 Sun
3.	86	vs. NC State	1973 Liberty
4.	129	vs. Georgia Tech	1948 Orange
5.	136	vs. UCLA	1995 Aloha

### TOTAL DEFENSE

1.	204	vs. Georgia Tech	1948 Orange
2.	221	vs. Rice	1961 Bluebonnet
3.	244	vs. Houston	2005 Fort Worth
4.	274	vs. NC State	1973 Liberty
5.	301	vs. Mississippi State	1981 Hall of Fame

# ALL-TIME LETTERMEN



<b>A</b>			
Abdul-Rahim, Muhammad	DB	1998-99	
Abernethy, Richard	LB	1965-66, 68	
Ackerman, Carl	G/T	1902-04	
Adams, Gary	S	1970-72	
Adams, James (Bruce)	FL	1972-74	
Adams, Kenneth	QB	1942	
Adams, Terry	DE	1973	
Adeniji, Hakeem (Capt.)	OL	2016-19	
Admire, Dylan	OL	2012	
Agee, John	T	1943	
Agostinho, Keba	DE	2010-13	
Ahlborn, Karl	G	1905	
Ahrens, Henry	T/C	1940	
Aikins, David	E/C	1968-69	
Akers, John	E	1927	
Albert, Duane	S	1975	
Aldridge, Tywanne	DB	1998	
Alexander, Carky	LB/DE	1980, 82-83	
Alexander, Jay	QB	1998	
Alexander, Marky	LB/DE	1980, 82-83	
Alford, Joseph	HB	1902-03	
Algee, John	FB	1977-78	
Algie, John	E	1899-1900, 1902	
Allen, Greg	CB/S	2014-16	
Allen, Harry	G	1902-03	
Allen, Jay	OL	1985-87	
Allen, Larry	E	1960-61	
Allen, Michael	DB	1995-98	
Allen, Mongo	LB	1988	
Allen, Rodney	DL	2005-06	
Allen, Tim	DT	2002-05	
Allen, William	E	1960	
Allison, Ellis	FB	1920	
Allison, Mark	OL	1992-94	
Allison, William	FB	1953	
Allphin, Clyde	T	1900-02	
Alspaugh, Richard	DE	2008	
Altman, Harlan	QB	1941-42	
Amadi, Donnie	DB	2002-05	
Amadi, Ronnie	DB	2002-05	
Amberg, John (Capt.)	FB	1948-50	
Amerine, Randall	DT	1982	
Amerine, Richard	QB	1937-39	
Amison, Willie	WB	1969-70	
Ammons, Earl (Capt.)	E	1909-11	
Andallkiewicz, Tom	LB	1976	
Anderson, Ferrel	T/HB	1936-38	
Anderson, Jeff	TE	1983-84, 86	
Anderson, John	FB	1952-54	
Anderson, Kayl	LS	2006-09	
Anderson, Lionel	TE	2003-04	
Anderson, Marcus	DL	2007	
Anderson, Robert	QB	1924-26	
Anderson, Thomas	HB/DB	1966-68	
Anderson, William	QB	1923-24	
Andrews, Michael	G	1938	
Angney, Urbin	QB	1905-07	
Ansel, Curtis	P	2001-03	
Aqi, Mazin	DE	2017	
Arbanas, Mike	LB	1980, 82-83	
Arceo, Rameses	OL	2007	
Ard, Gary	FL	1967	
Armour, Charles	T	1894-96	
Armstrong Jr., Dorrance	DE	2015-17	
Armstrong, Hugh	G	1951-53	

<b>B</b>			
Arndt, Luke	CB	2005	
Arnack, Courtney	LB	2013-16	
Arnold, Jelani	DL	2019	
Arnold, William	HB/E	1938-39	
Ash, Edmun	QB/HB	1927-29	
Ash, Kellen	DT	2016-17	
Ashley, Jermial	DE	2004-05	
Atkeson, George	T/G	1929-30, 32	
Atkins, Renwick	T	1980, 82-83	
Atkinson, Algje	OLB	1998-2001	
Atkinson, Ryan	DT	2000-01	
Aungst, Donald	G	1952-53	
Avery, Corey	RB	2014	
Avery, Eldridge	DL	1983, 85-87	
Avery, Herbert	T	1895, 97-99	
Avery, Hubert (Capt.)	FB/T	1898-99	

<b>B</b>			
Bacheyie, Tang	RB/S	2005-08	
Bachmann, Sid	DT	2002-03	
Bacon, Richard	FB	1964-66	
Bailey, Hassan	DB	1989-92	
Bailey, Loyce	TB	1964	
Baine, William		1896	
Baines, Theo	DB	2004-05	
Baird, Alfred		1903	
Baird, Elvin	LB	1972-74	
Baird, Spencer	T/G	1910-11	
Bakare, Tunde	LB	2011-12	
Baker, Arthur	T	1931-32	
Baker, Harold	E	1924-26	
Baker, Hoyt	RB	1942, 46-47	
Baker, James	G	1973	
Baker, Jerald	FB	1955-57	
Baker, John	TE	1986-89	
Bafagna, Dennis	DL	1975-76	
Baldridge, Charles		1890-91	
Bales, Wilfred	T	1959	
Ball, Brad	P	1989	
Ball, Thomas	DB	1967-68	
Ballard, Greg	WR	1993	
Banks, Alexander	E	1943	
Banks, Chris	OL	1992-94	
Banks, D'Andre	OL	2015-16	
Banks, Norris	FB	1975-77	
Banta, Philip	E	1918	
Barbel, Shakiem	WR	2015-16	
Barcus, William	T	1935	
Barfield, Isiah	CB	2008-11	
Barke, Tony	LB	1987-88	
Barmann, Adam	QB	2003-06	
Barnes, Leslie	DE	1974, 76	
Barnes, Ray	HB	1957	
Barnes, Wallace	T/G	1961-62	
Barnett, Jerry	T	1964-66	
Barrens, Melvin	QB	1974	
Barrington, Donald	FB/T	1943-44	
Barrow, Carlos	LB	1985	
Barrow, Robert	TB	1977-79	
Bartolotta, Nick	K	2015	
Basham, Elvin	G	1959-61	
Basler, Philip	QB/T	1969-71	
Bastin, Russell (Capt.)	WR	1978, 80-82	
Bates IV, Bazie	S	2015-16	
Baughman, Wesley	FB	1961-63	
Bausch, Frank	C	1929-31	

Bausch, James	FB	1929-30	
Beach, Ormand (Capt.)	FB	1930, 32-33	
Beal, Michael	DT	1976-77	
Bean, Isaiah	DE	2016-17	
Beaman, Jay	G/T	1898-99, 1901	
Beck, Johnny	PK	2001-04	
Becker, James	C	1962-64	
Becker, Tom	P	1984	
Beeson, Terry	LB	1973-76	
Begay, Les	DE/LB	1975	
Beggs, Gregory	C	1973	
Bell, Arnold	E/G	1919-20	
Bell, Beau	LB	2014-15	
Bell, Dino	TB	1981-82, 84	
Bell, Kerwin	TB	1980-81, 83	
Bell, Terry	WR	1990	
Bell, William E	E	1954-56	
Bell, William S.	K	1968-69	
Bender, Peyton	QB	2017-18	
Bergin, John	HB	1943	
Berry, Derek	S	1983, 85	
Berry, Tony	DB	1984, 85	
Bernhardt, Roger	G	1971-72	
Bertsch, Albert	LB	1979-80	
Bertuzzi, Richard	RB	1945-48	
Beshears, D.J.	WR	2010-12	
Bethke, Brian	QB	1977-79	
Biere, Tim	TE	2008-11	
Bird, Ivory	G	1944	
Birhiray, Bobby	DB	2002	
Bishop, Kenneth	FB	1913	
Bishop, Lloyd	E	1913	
Bishop, Pat	DT	1995-96	
Bixler, Lester (Capt.)	T	1952-54	
Black, Charles T. (Capt.)	QB	1921-23	
Black, Frank	C	1954-56	
Black, Fred	RB	1930-31	
Blackwell, Brian	LB	2011	
Blaine, William		1896	
Blakeney, Marlin	DB	1993-94	
Blakesley, Caleb	DL	2006-09	
Blaser, Wolf	TE/DT	1987	
Biasi, Donald	E/T	1954-55	
Biasi, William	G/T	1957-58	
Blevins, Tony (Capt.)	DB	1993-94, 96-97	
Blochberger, Carl	T	1895, 97	
Bloomfield, Clyde	QB	1933	
Blowey, Richard	HB	1953-55	
Boateng, Matthew	CB	2014	
Boeger, Roger	CB	1959	
Bogue, Jerold	QB	1949, 51-52	
Bohn, Michael	QB	1982	
Bolton, Andrew	DL	2014	
Bond, James	HB	1908-09	
Bonner, Spencer	DB	1995	
Booker, Jeremiah	WR	2015-18	
Booker, John	CB	1978-79	
Bookman, Leo	S	2001-02	
Boone, John	E/T	1921	
Booth, Christopher	OT	1991-92	
Borello, Phil	QB	1931	
Bosilevac, Fred	T	1936-38	
Bostick Jr., Earl	TE/OL	2017-18	
Botsford, Horace		1900	
Bouda, Dave	QB	1965-67	
Bourbon, Brandon	RB	2011-13	
Boushka, James	WR	1980-82	
Boutz, James		1935	
Bowen, Charley	DB	1989-92	
Bowen, Clint	FS	1992-93	
Bowen, Russ	OG	1988-91	
Bower, Paul	WR	1973-74	
Bower, Ray	T/C	1954-55	
Bowers, Tim	LB	1997-2000	
Bowles, Mitch	RB	1997-99	
Bowman, James	CB	1971, 73	
Boydston, Ace	T	1973-74	
Boydston, Beniny	G	1959-61	
Boyer, Mark	LB	1975-76	
Boykin, Deral	DB	1988-89	
Bracelin, Donald	E	1952-54	
Bragg, Jacob	OL	2015-17	
Bramlage, Edwin	RB	1928-29	
Bramwell, Willis (Capt.)	T/C	1911-12	
Brandeberry, James	FB	1950-52	
Brannan, Thomas	E	1951	
Branstetter, Jacob	PK	2008-10	
Brant, Chris	DL	2004-05	
Bratten, Steve	LB	1995-98	
Brawley, Mark	HB	1906	
Brazil, James	C/T	1930-32	
Bredesen, Rick	LB	1984-87	
Breese, Harris	E	1900	
Brehm, John	WR/P	1986-88	
Brenner, Bruce	E	1956	
Brew, Dorian	CB	1992-95	
Brewer, Keegan	WR	2016	
Brewster, Richard	FB	1964	
Briggs, Dean	T/G	1928	
Brinkman, Ray	FB	1932-33	
Briscoe, Dezmon	WR	2007-09	
Britt, Daniell	DT	1992-94	

Broadie, Dane	PK	2005	
Bron, Rocky	DB	1971-73	
Brooks, Charles	TE	2013	
Brooks, Jerod	PK	2003-04	
Brooks, Willis	FB	1961-62	
Brorsen, Russell	TE/DE	2005-08	
Brown, Charles		1900-01	
Brown, Derek	OT	1993-94	
Brown, George		1901	
Brown, Gilbert	MG	1989-92	
Brown, Greg	DB	2009-12	
Brown, Jason	DE	1993	
Brown, Jeffery	DB	1982-83	
Brown, Jelani	DT	2018-19	
Brown, Jerry	L	1960	
Brown, Joseph	C	1947	
Brown, Kenneth (K.C.)	G	1980, 82-83	
Brown, Kiley	WR	1992	
Brown, Larry (Capt.)	T/E	1968-70	
Brown, Micah	WR	2007-08	
Brown, Pat	OLB	1995-98	
Brown, Raymond	S	2005-08	
Brown, Richard	T	1939	
Brown, Robert	G	1891-92	
Brownlee, Harold (Capt.)	T/E	1909-11	
Bruce, Julius	RB	1997-98	
Bruce, Robert	C	1979-81	
Brueggling, Robert	QB	1971-72	
Brumage, Alpha (Capt.)	FB	1901-03	
Brunner, Emile	G/T	1903-06	
Bryant, Jamare	DB	2000-01	
Bryant, John (Capt.)	T	1971, 73-74	
Buda, Santo	E/QB	1964-66	
Budde, Chip (Capt.)	OC	1987-90	
Budrich, Dudley	G	1954-55	
Bukaty, Frank	HB	1938-39	
Bukaty, Fred (Capt.)	FB	1958-60	
Bukaty, John	DT	1995	
Buller, John	QB	1954-55	
Bullock, Victor	LB	1997-2000	
Bunn, John	HB/QB	1917-20	
Bursen, William	FB	1938-39	
Burch, Bobby	T	1944-45	
Burcham, James	C	1931-32	
Burge, John	E	1958-60	
Burgoon, Josh	OL	2012	
Burke, Frank	G	1945	
Burnett, Howard	T	1936	
Burney, Clarence		1894-96	
Burnison, William	E/G	1958-60	
Burrows, Danny	G	1974	
Burt, Clarence	G/E	1905, 07	
Burt, Duke	T/G	1945	
Burt, Harold (Capt.)	FB	1922	
Burt, Sam	DT	2017-19	
Burton, Glenn	C	1925-27	
Burton, James	DB	1970-71	
Burton, Ryan	HB	2012	
Burton, Willard	T	1913-14, 16	
Butler, Eric	DL	2005	
Butler, Michael	DT	1973-76	
Butler, Thernus	HB	1966-67	
Butts, Bradley	FB	1980-82	
Buzzi, Antonio	HB	1895, 98, 1901	
Buzzi, Lloyd	RB	1962-64	
Byrd, Isaac	WR	1995-96	
Byrd, Sylvester	TE	1981-83, 85	

<b>C</b>			
Cadwalader, Eldreth	RB	1937-39	
Cañill, Edward	HB	1962	
Caldwell, Kenneth	RB	1937-38	
Caldwell, Ronnie	WR	1985-87	
Caldwell, William	T/E	1907-09	
Calovich, Jerome	DE	1975-76	
Calovich, John	LB	1977-78	
Campbell, Jewell	E	1931-32	
Campfield, William	FB	1974-77	
Cannady, Walter	RB	1936-37	
Cannon, John	DL	2004	
Cantrell, Garland	G	1944	
Cantrell, Ryan	OL	2005, 07-08	
Capers, Wayne	E	1979-82	
Capra, Sal	OL	2008-10	
Carbonell, Napoleon (Monte)	LB	1977-79	
Carlson, John	C/T	1907-09	
Carlson, Scott	DE	1985-86	
Carmichael, Mark	DE	1968-69	
Carnes, Justin	LS	2010-12	
Carrier, Larry	RB	1957	
Carson, Robert	RB	1943	
Carter, Andre	WR	1993-96	
Carter, Kareem	DE	1998-99	
Casse, Erwin	E	1890	
Casey, Charles	LB	1977-79	
Casey, Joseph	RB	1917	
Cashell, Fox	QB	1950	
Casini, Ernest	G/E	1931-33	
Caston, Hanson	LB	1997-98	
Catlin, Harley	G	1962-64	
Caudie, Nick	S	2018-19	



# ALL-TIME LETTERMEN

Cave, Reece	T	1922
Cerne, Mike	DB/RB	1970-72
Cernich, Kyle	TE	2002
Certain, Doug	G	1984
Chaffetz, Alex	PK	1991
Champlin, Alfred (Capt.)	T/RB	1890-93
Chandler, Derrick	OT	1994-95, 97
Chandler, Dwayne	TE	1990-93
Chandler, Julian	CB	2016-17, 19
Chandler, Mike	WR	1996-99
Chandler, Troy	OT	1993-94
Channel, Lawrence	G	1945
Charlot, Daylon	WR/S	2017-19
Chappell, Walter	RB	1903-04
Chase, M. Daniel	C	1943-45
Cherry, Henry		1918
Chestnut, William	RB	1943
Childs, Henri	RB	1998-99
Childs, Robert (Capt.)	T/G	1969-71
Chiles, Marshall	RB	2001
Chitwood, Russell	E	1937-39
Christensen, Keith	T/E	1966-68
Christian, Brian	DE	1990-92
Chui, Michael		1965
Church, Basil	T/G	1919
Cierney, George	C	1939
Cindrich, Frank	RB	1951-53
Claibourne, Ronald R.	T	1956-58
Clark, Malik	OL	2016-17, 19
Clawson, Milo	DB	1952-54
Clayton, Rick	LB	1985-88
Cleavenger, Hal	RB	1950-52
Clemente, Michael	G	1974
Clinton, Kevin	QB	1978-79
Clothier, Marvin	G	1958
Clothier, Marvin	G/T	1961-62
Cloud, Wade	G	1925-26
Coan, Elroy (Bert)	RB	1961
Cochran, Allen	E	1927-29
Coellner, Chad	WR	1996-99
Cofield, Ocasio	DB	1998-99
Coghill, Robert		1920-21
Cohn, David	FB	1985-86
Cohn, Julius	T/G	1906
Coke, Dan	RB	2000-03
Coker, Tony	OL	2002-04
Colburn, Clint	P	1983
Cole, Bill		1944
Cole III, Cadey	DE	2018-19
Cole, Greg (Capt.)	LB	2001-02
Cole, Steve	DB	1983
Coleman, Ben	DE	1998
Coleman, Gerran (Capt.)	LB/S	1980-82
Coleman, Kenneth (Capt.)	FB	1961-63
Coleman, Rodriguez	WR	2013-14
Coleman, Ward	RB	1965-67
Coleman, William	C	1890-93
Collard, Case	WR	2002
Collier, Verne		1923
Collins, Anthony	OT	2005-07
Collins, John	G/T	1960-62
Collins, Milford	FB	1945
Colovich, Jerome	DE	1975-78
Colter, Jeffrey	DB	1981-83
Como, Paul	DE	2005-06
Conley, Stephen	RB	1969-71
Conn, Robert	RB	1953-54
Conner, Larry	DL	1982-83
Connors, Patrick	LS	1980-81, 83-84
Conroy, Charles	QB	1945
Converse, Kent	G/C	1961-62
Conway, Seth	WR	2015
Cook, Bilal	DB	1996, 1999-2000
Cook, Thornton	T	1890
Cook, William		1897
Cooke, Chester	RB	1902-03
Coolidge, James	RB/E	1911-12, 14
Cooper, Charles	RB	1982-83
Cooper, Gary	LB/G	1969-71
Cooper, Howard	RB	1927-28
Corbett, Michael	T	1970
Cornish, Jon	RB	2002-06
Coulter, Charles	T	1925
Cowan, Hector		1893-95
Cowell, William	T	1910
Cox, Forrest	RB	1928-30
Cox, Jake	OL	2005-06
Cox, Monte	FB	1950
Cox, Taylor	RB	2012, 2015
Cozart, Montell (Capt.)	QB	2013-16
Cozzens, Monte	FB	1989-92
Cramer, Wesley	E/T	1926-27
Crandall, David	RB	1962-64
Crank, William	QB	1958-60
Crawford, Jacques	RB	2008
Crawford, Joe	G	1941-42, 46-47
Crawley, Darius	WR	2014-15
Crist, Dayne	QB	2012
Criswell, Kirby	E/T	1977-79
Cromwell, Nolan (Capt.)	QB	1973-76
Crooks, John		1896
Crossman, Dan	DB	1985

Crowell, George (Capt.)	T	1906-08
Crowell, Ward	G	1938-40
Culp, John	DE	2000
Cummings, Michael	QB	2012, 14-15
Curry, Dustin	FB	1997-98
Curry, Reggie	DE	2002-03

<b>D</b>		
Dahl, Grant	G/T	1966, 68-69
Dahlen, Oscar	FB	1908-09
Dahlin, Gary	E	1964
Daigenaull, Charles	E	1944
Dambach, Travis	OL	2003-06
Damiani, Tony	OL	2002
Dangerfield, Deron	S	2013
Daniels, James	FB	1911-12
Dannenberg, Kenneth	B	1944
Darton, Matt	OL	2005, 07-08
Davenport, Gary	DE/LB	1969-70
David, James	DB	1973
David, Richard	T	1959-61
Davidson, Alan	G	1921-23
Davidson, Ellis	C	1909-11
Davidson, Lewis	C	1924-26
Davies, Charles	T	1904
Davies, John		1904
Davis, Anthony	CB	2008-11
Davis, Ben	RB	1910-11
Davis, Charles	DB	1993-95
Davis, Deelisaac	OT	2016-17
Davis, Don	OLB	1991-94
Davis, Donald	QB	1963, 65
Davis, Greg	FB	1997
Davis, Jim	T	1984-87
Davis, Lee	G	1929-30
Davis, Ronnie	CB	2014
Davis, Timothy	RB	1979, 82
Davis, Van	QB	1993-94
Davison, Andrew	DB	1998-2001
Davison, William	G	1920
Dawson, Hilton	LB	1979-80
Day, Dudley	G	1944-45
DeBey, Albert	G	1963
Decker, William	QB	1934-35
Dedeaux, Bradley	TE	2007-10
Deer, John	E	1961
Dees, Elwyn	G	1932-34
Defense, Hasan	CB/S	2017-19
Delaney, Carl	E	1911
Demeritte, Rodney	DB	1981-83
Dennis, Charlie	DE	2001-02
Dennis, Clarence	RB	1906-08
Dennis, Foster	G	1917
Dent, Randall	OL	2011-13
Dercher, Dan	DT	1995-98
Dercher, Lawrence	E/T	1965-67
Desmond, William	G	1918
Detwiler, John (Capt.)	RB	1912-14
Dezir, Jacky	DB	2015-17
DiBernardo, Randy	LB	1979
DiBlase, Thomas	RB	1966
Dick, George (Capt.)	E	1941-43
Dickerson, John	RB	1945
Dickerson, Rob	P	1985
Dickey, Joe	RB	1943
Dierking, Marc	LB	2004-05
Diggs, John	T	1984
Dillon, Pedro	T	1972-74
Dineen, Jay	LB	2018-19
Dineen Jr., Joe (Capt.)	LB	2014-15, 17-18
Dinkel, Thomas (Capt.)	LB	1974-77
Dinnel, Mike	DL	1987
Diven, Lyman	RB	1936-38
Dixon, King	DB	1988-91
Dobson, Frederick	E	1890-91
Dodds, Frank	G	1901
Doherty, Ron	K	2010-13
Dole, Robert	E	1942, 44
Donald, Prentiss (Capt.)	T	1903-06
Donohoe, Kelly	QB	1986-89
Doran, Clifton	FB	1974
Dorsey, Patrick	DT	2009-11
Doughty, Phillip	E	1961-63
Douglas, Hugh	T	1927
Douglas, Maurice	RB	1988-90, 92
Douglas, Steve	DT	1991
Douglass, Clarence	FB	1935-37
Douglass, Robert	QB	1966-68
Doyle, Chris	LB	1998-2000
Doyle, Michael	DE	1966-68
Drake, John	T	1954-56
Drayton, Kenny	WR	1988-91
Dreher, Richard	G	1943
Drumm, Robert	C/T	1948-49
Duckworth, Kendall	LB	2015
Dudley, Drew	LB	2007-10
Duff, Gary (Capt.)	RB	1962-64
Dumm, Chester	E	1892
Dumm, Ray	RB	1931-33
Duncan, Reggie	RB	2000-01
Dunne, David	OT	1987
Dvork, Robert	E	1945

Dwyer, Nate (Capt.)	NT	1998-2001
Dyer, James	RB	1889-91
Dyer, Zach (Capt.)	QB/S	2000-03

<b>E</b>		
Eaglowksi, Joseph	G	1955
Eanes, C.J.	WR	1984-85
Ediger, Gregory (Max)	RB	1976-78
Edwards, Emmett	WR	1972-74
Edwards, Thurman	E	1965
Egnatic, Edward	T	1946
Ehambie, Josh	DE	2015-17
Eichloff, Dan	P/PK	1990-93
Eilers, Roland	E	1948-49
Eiseman, Fred	T	1961-62
Elder, Frederick	T	1962-64
Elder, Robert	QB	1900-01
Elias, Jeffrey	E	1964-66
Elliott, Steve	FB	1973, 75
Ellis, Carl	T	1948-49
Ellis, Ralph	E	1901
Elmer, Charles	RB	1966
Elwell, Charles		1885-86
Embree, Connor	WR/PR	2013
Emerson, James	G/T	1975-77
Endecott, Orace	RB	1944-45
Englebrake, Michael	G	1973-74
Enneking, Chris	C	1996-99
Erb, Greg	DB	1997-99
Estabrook, Robert	T	1979
Estell, Richard	WR	1982-85
Etchen, Frank	T	1902
Etiennne, Leo (Capt.)	LB	2001-02
Ettinger, Don	RB/T	1941, 46-47
Ettinger, Jim	QB	1968-69
Ettrick, Marc	OLB	1990
Evans, Dale	C	1967-69
Evans, Denzell	RB	2016
Evans, Jerry	DB	1970-72
Evans, Ray D.	DB	1979-80
Evans, Ray R. (Capt.)	RB	1941-42, 46-47
Exline, Ralph	C	1963

<b>F</b>		
Fairchild, Derek	LB	1993-95
Fairchild, Larry	C	1962-64
Fairchild, Mason	TE	2019
Fairchild, Paul	G	1981-83
Fairs, Evan	WR	2016-17, 19
Fallin, Miles	QB	2018
Fambrough, Don (Capt.)	G	1946-47
Fast, John	RB	1914-16
Faulkner, Donald	G	1943
Feaster, Denzel	S	2015-16, 18
Feder, Kevin	OL	2018-19
Feller, Donald	RB	1957
Fender, James	E	1975
Fenlon, Andy	LB	1982
Fenton, Billy	QB	1965-66
Ferguson, Davon	S	2019
Ferguson, Jay	LB	1998-99
Fette, Chad	TE	1989-90, 92
Fetty, Carlos	E	1928-29
Fields, Arnold	SS/FB	1984-85
Fields, Dexton	WR	2005-08
Fields, Harvey	RB	1981-85
Fine, Derek (Capt.)	TE	2004-07
Fink, Ed	FB	2011-12, 14
Fink, Jack	G	1947
Fink, Joseph	C/G	1951-53
Fiorentino, Rob	RB	2019
Fischer, David	E	1948
Fischer, Howard	C	1946-49
Fisher, Michael	FB/T	1960-61
Fisher, Mike	CB	1986
Fisher, Paul	RB/QB	1928-30
Fisk, Carroll	RB	1908
Fiss, Galen	FB	1950-52
Fiss, Lawrence	FB/E	1954
Fiss, Robert	C	1978-80
Fitch, Kenneth (Capt.)	G	1958-60
Fitch, Thomas (Capt.)	DB	1975-77
Fitzgerald, Linus	QB/RB	1915
Fitzpatrick, William		1896
Flachsbarth, Lance	LB	1988-91
Flachsbarth, Leland	QB	1959, 61-62
Fleeman, Brad	PK	1988-89
Fleishman, John	E	1903-04
Fletcher, Charles		1894
Fletcher, David	T	1977-79
Fletcher, Kapil	DT	2014-15
Flomo, Gaylord	RB	2019
Floodman, Banks (Capt.)	LB	2001-05
Florrell, Nate	QB	1990-91
Floyd, Homer (Capt.)	RB	1956-58
Fluker, John	G	1940-41
Fontenot, Tyrus	LB/FB	1996-99
Foot, Roger	RB	1978, 80-82
Ford, DeAndre	CB	2016-19
Ford, Deondre	QB	2015-16
Ford, Frank	E	1909
Ford, Josh	WR	2012-13

Forsyth, Charles	RB	1953
Fort, Phil	DB	1983-86
Forter, Sam	RB	1907
Fortier, Richard	LB	1967
Fortier, Robert	G	1968
Foster, Dean		1891-92, 94-95
Foster, Herbert	B	1945
Foster, Jeff	WR	2005-07
Foster, Lewis (Capt.)	QB	1916-18
Foster, Marvin	FL	1970-72
Foster, Nathaniel	G	1894-96
Foster, Rob	LS	1985-87
Foster, Steven	LB	2008-10
Foster, William		1891
Fowler, Rodney	FS	2003-05
Fox, Jeffrey	T	1979-80
Foy, Earl	T	1929-31
Foy, Ryan	WR	1994-95
Fraker, Ray		1920-23
Francisco, John	RB	1955-57
Franklin, Donovan		2019
Franklin, Eric	DB	1975
Frazier, Antoine	OL	2016-19
Frederick, Charles G.		1890-91
Frederickson, A.		1891
Freeman, Jeremy	LB	2001
Freese, Clyde	T	1921, 23
French, Clarence	RB	1946-49
Friday, Hosea	TE	1993-96
Friday, Paul	DB	1988-91
Friess, Timothy (Capt.)	DE	1978-80, 82
Fritch, John	OG	1988-89
Fritts, Delmar	QB	1926-27
Frost, Austin	T	1915-17
Fry, Jake	RB	1939-40
Frye, Bernard	CB	1988
Fulton, Termaine	WR	1997-98, 2000-01
Fusimalohi, Ngalu	OL	2013-14

Gaddie, Maurice	DB	1994-96
Gagen, Donovan	P	2018-19
Galbreath, Eric	FB	1993-96
Gale, Robert	FL	1974
Gamble, Guy	DL/LB	1984, 86
Games, Moses	E	1895, 97
Gant, Len	DL	1983
Garber, John	G/RB	1963-64
Garcia, Joe	K	1997-2000
Gardner, Michael	LB	1972-73
Gardner, Stanley	NT	1979-80
Gardner, Veltan	RB	2019
Garner, Milt	DB	1984-87
Garrett, Sherrel	T	1949-50
Garrett, Collin	LB	2011
Garrett, Curtis	FB	1988
Garrett, George	E	1969
Gasaway, Byron	WR	1998, 2000-02
Gaughan, Tom	T	1970-71
Gavin, Wyn	E	1988-99
Gay, Matt	WR	1989-92
Gay, Michael	G/T	1977-79
Gear, George	E/B	1945
Gearhart, Herbert	G	1936-37
Gentry, Robert	DB	1981-82
George, Robert	RB	1943
Geraghty, Mark	DB	1969-71
Gerhards, William	FB	1963-65
Gerox, David	RB	1982
German, James	DE	1977
Giannangelo, Joseph	RB/QB	1934-36
Gibas, Collin	LS	2011
Gibbins, Chester	RB/QB	1939
Gibbins, Denzel	RB	1939-41
Gibson, Frank	T	1955-57
Gibson, Joe	OL	2014-16
Gilbertson, Joseph	OL	2018
Gillespie, Lester	RB	1915
Gillspe, Samuel		1892
Gilman, Joseph	QB	1948-49
Gish, Merlin	C	1950-52
Githens, Robert	C	1941-42
Glasgow, Justin	OT	1996-98
Glatczak, Michael	S	2014-15
Goldenberg, Jordan	LS	2015
Golub, Christopher (Capt.)	DB	1974-76
Gonzalez, LaQuionte	WR	2016
Good, Costello	FB	1993-94
Goode, Donald (Capt.)	LB	1971-73
Goodman, Ben (Capt.)	DL	2012-15
Goodrich, Barry	WR	2000-02
Corbett, Michael	T	1970
Gordon, Charles (Capt.)	WR/DB	2003-05
Gordon, David	DL	1987-89
Gordon, John	WR	1996
Gosa, Bill	T	1970-71
Grady, Kyle	OG	1999, 2001
Graham, Charles	E	1960-62
Graham, Chevy	CB	2014-16
Granderson, Johnny	DB	1985-87
Grattan, David	OG	1987-88
Graves, Vincent	E	1938-39

## ALL-TIME LETTERMEN

Gray, Brian	TE	1996-98	Haselhorst, Todd	DL	2004-05, 07	Homolka, Cullen	RB	2003-05	Jones, Daryl	DT	1993
Gray, William	RB	1914	Hassig, John		1894	Homolka, Josh	LB	2002-03	Jones, Earnest (E.J.)	RB	1981-83
Green, Clark	RB	2002-05	Hatch, Jeremiah	OL	2008-11	Hood, Zack	OL	2003-06	Jones, Elijah	CB	2019
Green, Darren	WR	1981-83	Hatcher, Hayden	OLB	2019	Hooks, Maurice	FB	1987-89	Jones, Gregory	TE/G	1976
Green, Gary	RB/CB	2005-08	Hatcher, James	E	1968-69	Hoover, Ray	LB	1986-87	Jones, John (Capt.)	OG	1991-94
Green, Patrick	RB	1945	Hatchett, Frank	RB	1987-89	Horkmans, David		1897	Jones, Jonathan	WR	2013
Green, Richard	TE	1961	Haughton, Keyon	OL	2014-15	Horn, Bryan	DE	1980-81	Jones, Liam	K	2017-19
Green, Wade (Capt.)	G/E	1934-36	Haus, Joe	T/E	1978-79, 81	Horn, William	RB	1956	Jones, Manolito	DB	1995-97
Greene, Adrian	DT	1995-96	Hauser, Harold (Capt.)	E	1926-28	Hornback, Joe	C	1993	Jones, Marc	TE	2006-07
Greene, Jamal	DT	2008-09	Hauser, Niles	G	1969	Horne, Jamahl	WR	2019	Jones, Marcellus	WR	1999-2002
Greene, John	G	1966-67	Hawkins, Lee	DB	1970-71	Horner, Thomas	G/T	1956	Jones, Paul (Capt.)	T/G	1917-21
Greene, William	G	1966-68	Hawkinson, Tanner	OT	2009-12	Hornung, Byron	WR	1988	Jones, Richard	QB	1970
Greenlee, David	E	1962	Hawks, Brandon	S	2012	Hornung, George	C/G	1963-65	Jones, Rod	OT	1992-95
Greenlee, John	G	1901-03	Hayden, Irven	QB	1940	Hosack, William	TE	1973-75	Jones, Steve	DE	1975-76
Gregory, Lee	B	1944	Hayes, Kolin	LS	2018-19	Householder, Victor	RB	1914	Jones, Timothy	WR	1978
Gregory, Troy	CB	1987-88	Hayes, Marquis	DT	2000-01	Houston, Dewey	DT/TE	1994-97	Jones, Vearl	T	1965
Gress, Roy	C	1919	Hayes, Rutherford	QB	1934-35	Howard, Bryan	LB	1985, 87	Jordon, Matt	CB	1999-2002
Gridley, Bernard	RB	1930-32	Heaggans, Greg	WR	2002-04	Howard, Cavan	OL	1988			
Griffin, Dane	LB	1982-83, 85	Heaps, Jake	QB	2013	Howard, Gavin	OL	2011-13			
Griffin, Melvin	G	1921-23	Heath, William	E	1914-15	Howard, Guy (Capt.)	OLB	1990-93	Kabler, Jess	T	1916
Griffith, Forrest (Capt.)	RB	1946-49	Heck, Daniel	QB	1970-71	Howerton, David	T	1974	Kabler, Levi	RB	1910-11
Griffith, William	G/T	1980	Heck, Steve	T	1965-66	Hubach, Michael	K/P	1976-79	Kahn, Eric	P/K	2014-15
Griffiths, Walter	G	1893-94	Heeney, Ben (Capt.)	LB	2011-14	Hubbard, Robert	G	1953-54	Kallmeyer, Kenneth (Bruce)	K	1980-83
Griggs, Adessie		1903	Hegwood, Earnest	LB	1978	Huddleston, Arthur	G	1890-92	Kamara, Azur	DE	2018-19
Groft, Andrew	G/T	1912, 14-15	Heil, Roy	QB	1909-11	Hudson, Paul	QB	1890	Kampert, George	T	1919
Groves, Michael		1961-62	Heinzmam, Harry	G	1903-05	Hudspeth, Bobby	T	1965	Kampschroeder, Halley	QB	1964-66
Gruden, Frank	T	1943	Heizer, Charles	RB	1918	Hughes, Chris	OL	2017-19	Kane, Prinz	DB/LB	2010-11, 13
Gulley, Jason	TE	1997-2000	Held, Joe	E/RB	1954-56	Hughes, Larry	OL	2015-17	Kane, Herbert		1913
Gump, Fred		1895	Helmbacher, Robert	K	1970-72	Hull, James	T	1955-57	Kane, Kevin (Capt.)	LB	2002-05
Gump, Robert	G	1928	Helmsadtler, George	T/G	1951-52	Hull, Louis	C	1917	Kaufman, Hunter	WR	2018-19
Guzman, Garrett	WR	2004	Helvern, Lewis	C/G	1912, 14	Humphrey, Caperton	FB	2017-18	Kay, Morris (Capt.)	QB	1951-53
			Hempstead Jr., Elmore	CB	2018-19	Humphrey, Elmer	E	1934	Keating, Con	QB	1961-62
			Hempstead, Hestley	OG	1991-94	Hundelt, Bill	OT	1986-89	Keeler, Eric	LB	1984
			Henderson, Kenneth	LB	1979	Hunt, Dameon	OG	1996-99	Keeling, Ross	C	1913-15
			Henderson, Mark	FB	1983-85	Hunt, Tyler	FB/LB	2010-12	Keith, Charlton	DE	2004-05
			Henderson, Patrick	DE	1973	Hunt, Grant	DB	1966-68	Kell, Kenneth	QB	1932, 34
			Henderson, Willis		1896	Hunter, William	G	1940, 42	Keller, Charles	G	1943-44
			Henley, June	RB	1993-95	Hunter, Sam		1944	Kelley, Pat	RB	1982-84
			Hennesy, Richard	E	1908	Hurst, David	TE/OG	1999-2002	Kemp, Jerome	S	2003-06
			Henry, Justin	OL	2002-03	Hutchens, Eddie	DB	1967-68	Kemp, Lawrence	RB	1979-80
			Henry, Marcus	WR	2004-07				Kennard, George	G	1949-51
			Henry, Robert	G/T	1976				Kennaw, Michael	TE	1979-80
			Henson, Stacy	LB	1985-87				Kennedy, Albert (Capt.)	QB	1895-97
			Hentges, David	G	1974				Kennedy, Archie	E	1931
			Hentges, Matt	WR	2015				Kennedy, Max	E	1945
			Herbert, Khalil	RB	2016-18				Kerbel, Dennis	K	1975
			Herford, Marcus	WR	2005-08				Kern, Dennis	G	1939-41
			Hermick, Donald	T	1957				Kern, Julius		
			Herod, Ricki	WR	2011, 13				Kern, William	T	1940
			Hertel, Richard	DB/RB	1969-71				Kerns, Kurt	OT	1986
			Hesse, Charles	QB	1964-65				King, Corey	DT	2015
			Hess, Donald	RB	1952-53				King, Franklin	DT	1975-78
			Hess, Henry	RB	1895-97				King, Gerald	DE	1970-72
			Hess, Oscar	RB	1894, 96				King, Nigel	WR	2014
			Hess, William	C	1899-1901				King, Orville	T	1961
			Hester, Oran		1894				Kinner, Ke'aun	RB	2015-16
			Hicks, Albert (Capt.)	E	1901-04				Kinsey, Mario	QB	2001
			Hicks, Darren	CB	1983				Kinzie, John (Capt.)	QB	1891-92
			Hicks, Emery (Capt.)	LB/G	1967-69				Kinzie, Wilbur (Capt.)	RB	1890-92
			Hicks, Marcus	DB	2003-05				Kipp, Cory	DT	2002-03
			Higgins, Michael	TB	1976-79				Kirschbaum, Craig	T	1982-83
			Higgins, Severt (Capt.)	T/G	1921-23				Kirshman, Stanley (Capt.)	T	1958-61
			High, Kareem	CB	1999-2000				Kissell, Spencer	FB	1967
			Hill, Don	G	1940				Kite, Maurice	E	1930-31
			Hill, Hamilton	QB	1997				Klemp, Louis	K	1987
			Hill, Harrison (Capt.)	WR	1998-2000				Klusman, Logan	LS	2016-17, 19
			Hill, Irving	QB	1894				Knighton, Chase	WR	2011
			Hill, Roger	DB	1958-60				Knighton, Kyle	DE	2003
			Hill, Tim	DB	1988-91				Knoff, Kurt	DB	1972-75
			Hill, Tyler	S	2011				Knowles, Richard	T/G	1952-54
			Hilleary, Chip	QB	1989-92				Koehly, Joe	RB	2000
			Hines, Jeffrey	QB	1977-78, 81				Koncz, Mark	DT	1987-89
			Hinshaw, Wallace	QB/RB	1964				Konek, Pete	RB	1951-52
			Hird, Carl	E/T	1942				Kopp, Kevin	DT	1993-96
			Hird, Wayne	C	1943-45				Kosko, John	S	2005
			Hixon, J.C.	DB	1966-67				Kovatch, Richard (Capt.)	DE	1973-75
			Hoag, Charles C.	LB	1981				Krattli, Tom	QB	1974
			Hoag, Charles M. (Capt.)	RB	1950-52				Kraus, Robert (Capt.)	G	1955-57
			Hochuli, Ernest	T	1918				Krebs, Rollo	T	1899
			Hodges, Alexander	QB	1923-24				Kreutzer, Robert	C	1965-67
			Hodges, Jerone	T	1927-73				Krueger, Max	E/QB	1921-23
			Hodges, Merle	C	1953				Kullberg, Steve	TE	1998-99
			Hodges, Warren	T	1941-42				Kullman, Carl	G	1925-27
			Hoensing, Robert	RB	1956				Kurtenbach, Nick	WR	2004-05
			Hogan, Joe	QB	2003				Kutz, William	RB	1890-93
			Hogan, William	QB	1946-47				Kvaternik, Zvonimir	G	1931-33
			Hogg, Archie	RB	1890-91				Kyles, Augusta	G	1977-80
			Holani, Isi	DT	2016, 18						
			Holderman, Fred		1923						
			Holland, Smith	OG	1988-90						
			Holliday, George	RB	1912						
			Holloman, Amonte	DE	1985						
			Holloman, Ervin	DT	2000-01						
			Holloway, James	T	1939-40						
			Holloway, Johnny	WR	1985						
			Holmes, J.J.	DT	2017-18						
			Holmes, Tyler	DL	2014						
			Holt, Dale	DLB	1968-70						
			Holt, Dick	MLB	1992-95						
			Holt, Hobart	RB	1915						
			Holt, James	LB	2005-08						

# ALL-TIME LETTERMEN

Latimore, Denver	TE	2002-03
Lattin, Clarence	T	1925-26
Laub, Robert	RB	1934
Laughlin, Henry (Capt.)	FB	1950-51, 54
Lawellin, Samuel	T	1915
Lawrence, Arthur	RB	1927-29
Lawrence, Beau	OL	2016
Lawrence, David (Capt.)	T	1977, 79-81
Laws, Clarence	DE	2001
Lawson, Stephen	T	1968-70
Lea, Eugene		1944
LeClair, Andrew	LB	1998-99
Ledford, Larry	G	1963
Lee, Edwin	T	1947-48
Lee, Malcolm	DL	2019
Lee, Mike	S	2016-19
Leighty, William	C	1901
Leiker, Tony	RB	1961-63
Lemon, Michael	LB	1973-74
Lemster, Devon	RB	1934
Lerhart, William	T	1958-59
Leo, Tom	G	1955
Leoni, Paul	E	1951-52
Letcavits, James	E	1955-57
Letourneau, Jake	DB	2000-02
Lewine, L.T.	RB	1992-95
Lewandowski, Pat	DL/OL	2011-14
Lewis, Dakota	LB	2007-08, 10
Lewis, Danny	OL	2002-03
Lewis, Edward	DB	1973-75
Lewis, John	RB/T	1957-59
Lewis, Mike	RB	1999
Lewis, Rell	RB	2009, 11
Lewis, Robert	G	1956
Lewis, Sal	DB	1984
Licursi, Dave	WR	1989
Licursi, Rob	WR	1990-92
Lieppman, Keith	DB	1969-70
Lies, Michael	OT	1996-98
Lindsey, Adrian (Capt.)	RB/OB	1914-16
Linquist, Edwin	RB	1940-42
Linton, Dexter	DB	2011-13
Linville, Aubrey	R/RB	1949-51
Lipscomb, Brian	DE	2018
Lissak, Mark	QB	1976
Littken, Jay	RB	1989
Little, Harley	RB	1920
Little, James	DB	1977-79
Little, Walter	WR	1976-77
Livingstone, John	QB	1904
Lofton, Undra	DB	1985, 86
Logan, Kenny	CB	2019
Logan, Roland	P	1927-29
Lohsen, B.J.	G	1987-89
Lomax, Darris	LB	1997, 99-2000
Lomborg, Arthur (Dutch)	E/OB	1917-20
Lomborg, John	C	1922-23
Loncar, John	G	1981-83
Loneker Jr., Keith	LB	2016-18
Loneker Sr., Keith	OT	1989-92
Long, Jeff	WR	1984
Long, Kevin	TE/OB	2003
Long, Maciah	TE/LB	2016
Long, Mike	LB	1984, 86-88
Long, Vergil	T	1941-42
Lopeti, Adagio	OL	2019
Lott, Jacob	OL	2019
Lousch, Larry	G	1959-60
Louthan, James	G	1901-02
Love, Jake	LB	2012-14
Love, Jay	G/RB	1902
Love, Michael	K	1973-75
Lowett, John	G/RB	1909
Lowery, Dale	C	1941
Luavasa, Jack	TE	2018-19
Lueken, Ben	OL	2008
Luke, Brian	QB	2002-05
Lukinac, Charles	E/RB	1958-59
Lundy, Joseph	T	1951-53
Lupher, Dave	RB/OB	1919
Luschen, Jack	G	1950
Luster, Gary	DB	1980
Lutton, Lyle	C	1934-36
Lutz, Frank		1892
Lyman, Steward (Capt.)	RB	1927-29
Lynch, Frank	G/E	1909-10
Lynch, William	RB/T	1965-67

Mace, William	G	1949-50
Mack, Walter	RB	1979-81
Mackie, George	RB	1925-26
Macklin, Jon	OT	1996
MacVittie, Thomas	QB	2019
Madden, Rodney	DB	1982
Madison, Johnny	B	1929-31
Magill, Robert	QB	1912
Mailen, Norman	RB	1958-60
Malavasi, William	LB	1981-82
Mallon, Dale	RB	1949
Maloy, D.H.		1913

Mandeville, Frank	RB	1917-20
Manie, Api	OL	2019
Maney, Robert	RB	1928-29
Mann, DeAndre	RB	2014-15
Mann, Matt	OL	2005
Manning, James	QB/E	1974
Manning, John	QB	1931-33
Marcum, Dave	LS	1989-92
Margheim, Paul	DT	1975-76
Marrongelli, Trevor	OL	2009-12
Marsh, Ronald	G	1962-64
Marshall, Garland	RB	1932
Marshall, James	RB	1961-62
Marshall, Robert (Capt.)	QB	1956-58
Marshall, William	T	1951, 53
Martin, Damon	OL	2013
Martin, Donald	E	1954-56
Martin, Robert E.	G/T	1915-16
Martin, Robert F.	DB	1971, 73
Martin, Taylor	RB	2015-17
Martin, Walter	RB	1912
Martin, Webb		1913
Martindale, Lloyd	TE	1969-70
Martinek, Douglas		1962
Martynovich, Michael	OL	2009-11
Marxen, Frank	T	1918-19
Marxmillar, Rex	B	1945
Masanlou, Joe	DG	1983
Mascarello, John (Capt.)	G	1975-77
Mason, Edward	E	1918
Mason, Lindsey	T	1975-77
Masoner, Paul	B	1936-38
Masoner, Richard	E	1963
Massare, Quido	G	1938-40
Mathies, Eric	DT	1994
Matterson, William	T	1892-94
Matthews, Christian	WR	2010-11, 13
Mattox, Marvin	DB	1984-87
Maumalanga, Chris (Capt.)	DE	1990-93
Maura, Brian	WR/LB	2011, 13
Mayberry, Kyle	CB	2016-17, 19
Mayer, Robert	E	1952
Mayes, Adrian	OL	2005, 07-08
Mazyck, Larry	OL	2014-15
McAdam, John	T	1981
McAdams, Carl	RB	1920-22
McAnderson, Brandon (Capt.)	RB	2004-07
McAuliffe, Richard	DB	1975
McBride, Victor	P/H	2011
McBurrows, Gerald	CB	1991-94
McCabe, Scott	DE	1988-90
McCaleb, Willie	DL	2018-19
McCall, Tommy	G	1930, 34-35
McCarthy, Scott	RB	1975
McCarroll, John	DB	1977-78, 80
McCarter, Duane	G	1945
McCarthy, Lynn (Capt.)	E	1955-57
McCarthy, Virgil		1904, 06
McCaslin, Nick	OL	2004
McCauley III, Clyde	OL	2015, 17-19
McCay, Justin	WR	2013-14
McClendon, Harold	RB	2002-03
McClinton, Curtis (Capt.)	RB	1959-61
McClinton, James (Capt.)	DL	2004-07
McCord, Jeff	K	1994-96
McCormack, Michael (Capt.)	T	1948-50
McCormick, George	E	1928
McCoy, Frank	RB	1904
McCoy, John	DE	2003
McCoy, Johnny	CB	2001-02
McCoy, Michael	G	1970-71
McCracken, Clark	LB	2003-04
McCraney, Joseph	G	1978
McCray, John	T	1979
McCue, Charles	RB	1956-57
McCullough, Jeremiah	S	2018-19
McDaniel, Mike	C	1971-73
McDaniel, Willie	T	1967
McDermott, Sean	TE/LS	1995-97, 99
McDonald, Andrew	QB/E	1920-22
McDonald, Anthony	LB	2012
McDonald, Clifford	RB	1947-49
McDonald, Dexter	CB	2011, 13-14
McDougald, Bradley	WR/S	2009-12
McFarland, John	QB/C	1953-54
McFarland, Roger (Capt.)	QB	1960-62
McGee, Sandy	WR	1983, 85
McGonagle, Scott	DB	1979
McGowan, George	E	1968-69
McGraw, Brett	NT	1994-97
McGrew, Harden	T	1940
McGriff, Erick	WR	2010
McIntosh, Terry	RB/OB	1954, 56
McKenna, John	RB	1901
McKinney, Ty	DL	2013
McKone, Jean	RB	1915
McKown, Larry	QB	1957-58
McLean, John	E	1922-23
McMichael, Scott	QB	1974-76
McMillan, David (Capt.)	DE	2001-04
McMillan, Gordon	G	1926-27

McMurray, Arthur	RB	1893
McNaughton, Malcolm	RB	1905
McNeeley, Robert	DB	1978-81
McNorton, Kyle	LB	1978-81
McNulty, Ted	TE	2010-11
McNutt, Lynne	QB	1946-47
McQueen, Kameron	WR	2017-19
Mead, Forrest	QB	1906
Meade, Steven	T	1941
Mears, John	DB	1969
Mecham, Quinn	QB	2010-11
Medford, Jacky	G/T	1967
Mehrer, David	LB	1979-82
Mehring, Peter	T	1931-33
Meier, Kerry	QB/WR	2006-09
Meier, Milton	B	1937
Mendell, Melville	T	1891-92
Mercer, John	LB	1973
Merkel, Monte	T	1938-41
Merritt, Gerry	RB	1957-58
Mestan, Steve	LB	2010-11
Meyn, Fred	C	1915
Micek, Sidney	QB	1962-64
Michaels, James	WR	1974-76
Michaels, Ronald	RB	1959-61
Michaelson, Manley	C	1903-04
Mickens, Lester	WR	1978-80
Miles, Ben	FB	2019
Miles, Manny	QB	2019
Miles, Schuyler	QB	2012-13, 15
Miller, Adam	OT	1999
Miller, Daniel	RB	1965
Miller, Darrian	RB	2011, 13
Miller, Delvin	DB	1978-80
Miller, Edward	T	1943
Miller, Frank	RB	1912
Miller, Grant	E	1957
Miller, Ralph	RB	1938-39, 41
Miller, Robert A.	RB	1943
Miller, Robert L. (Capt.)	RB	1972-74
Miller, Jr., Tyrone	CB	2015-18
Miller, William	RB	1905-07
Millis, Derick	WR	2000-03
Mills, James	G	1959-61
Millward, T.J.	QB	2014-15
Milton, Charles	C	1912
Milton, Sidney	G/C	1904-07
Mimbs, Robert	RB	1982-84
Mims, Zach	LB/DE	2003-04
Miner, Jean	C	1916
Mitchell, Bruce	T	1969-71
Mitchell, Jud	QB/DB	1974-76
Mitchell, Ray	S	2011
Mitchell, Robert	OLB	1989-92
Modrcin, William	RB	1949
Moeder, Ty	DE	1990-92
Moffett, Charles	RB	1943-44, 47-48
Moller, Kevin	LB	1989
Monroe, Dick	C	1947-48
Monroe, Terry	T	1947
Montgomery, Harold	T	1965-67
Moody, O.C.		1894
Moody, Ralph (Capt.)	RB	1953-55
Moody, Robert		1891-93
Moore, Clyde	G	1934
Moore, Curtis (Capt.)	LB	1987-90
Moore, Emmanuel	WR/S	2015-18
Moore, Jim	TE	1993-96
Moore, Kyle	DT	1990-92
Moore, Robert	E/T	1945
Moore, Wade	RB	1899
Moos, Cole	P	2016-17
Moragne, Darrius	DE	2018-19
Moreland, Howard	G	1935-37
Morgan, David	RB	1966-68
Morgan, John (Capt.)	G/C	1973-75
Morris, Donnie	RB	1970
Morris, Duane	QB/RB	1957-59
Morris, Jim	E	1939
Morris, Kendall	RB	2018
Morrison, Thomas	DE	1977
Morrow, Kenneth	QB	1949
Morrow, William	RB	1945
Mortensen, Joe	LB	2005-08
Morton, Harry		1900
Mosby, Damani	DE	2015-16
Mosby, James	T	1922-23
Moses, Austin	WR	2015-16
Mosher, William	RB	1902
Mosier, John	E	1967-69
Mosse, Arthur (Capt.)	G	1895-98
Mott, James	C	1918
Moulton, Fay	RB	1898-99
Mount, Russell		1944
Mowery, William	QB	1943
Mrkonjic, George	G/T	1950-52
Mudge, Richard	DB	1972-74
Mudloff, Donald	G	1951
Mueller, Alex	K	2011
Mueller, Kurt	T	1984
Muhammed, Sadiq	DB	2005-07

Mullins, Richard	E	1928-29
Mullins, William	G/T	1923-25
Mundine, Jimmay	TE	2011-14
Munkres, John	G	1967
Munson, M.R.B.		1901
Murph, Brian	WR	2005-06
Murphy, Chaz	OLB	1999-2000
Murphy, Clifford	RB	1950-52
Murphy, Harry	DB	1975, 77-78
Murphy, John	G	1977
Murphy, Kevin	WR	1978-79
Murphy, Ryan	CB	2008-10
Musick, Lewis	G	1942
Mustard, John		1891
Myers, Isaiah	RB	1904-05, 08
Myers, Thomas	G	1926-27

Namare, John	C	1938-39
Natsues, Stephen	E/T	1969-70
Nave, Steve	OG/DB	1982-83, 85-86
Neal, Derrick	WR/CB	2014-16
Neighbors, Guy	DT	1980-81
Nelloms, Jerome	RB	1970-72
Nelson, Thomas	T	1950
Nelson, Wade	G	1936
Nesmith, Carl	FS	1999-2000
Nesmith, Dean	T	1933-35
Nesmith, Orlando (Capt.)	QB/RB	1932-34
Nettles, George (Capt.)	T	1917, 19-20
New, Jim	WR	1988-91
Newbrough, Dan	LB	1988-89
Newman, Teddy	DE	1986-87
Newton, Rob	DB	1985, 87-88
Niblo, Ray	RB	1941
Nichols, Fred	RB	1902
Nicks, Greg	C	2001-02
Nielsen, John	QB	2003-04
Nielsen, Chris	OL	1988
Nielsen, Harry (Capt.)	RB	1915-17
Nofsinger, Rola (Capt.)	E	1899-1902
Nolen, Matt	G	1988-90
Normore, Clint	DB	1987
Norris, Charles	G	1918
Norris, Darrell	E	1948-49
Norris, Delvin	E	1949
Norris, Moran	RB	1997-2000
Norris, Robert	G	1973-74
Norseth, Mike	QB	1984-85
Nwabuisi, Austine	FB	2001-04

Oakson, Thomas	LB	1970-72
Oatis, Gary	DT	1989-90
O'Brien, Mike	C/T	1964-65
Ochoa, David (Capt.)	OL	2003-06
Odonetto, John	OG	1999-2000
Odell, John	G	1977
Odle, Lason		1900
O'Doherty, Thomas	T	1976-78
Oelschlaeger, Ronald	RB	1962-64
O'Gara, Guy	LB	1986-87
Ogbebor, Ozafe	LB	2015-18
Ogletree, Marnez	CB	2015-16
Oguntoodu, Olaitan	LB	2006, 09-10
Olson, Benjamin	WR	1967
Oliver, Steven	T	1979-80
Olivia, Anthony	DE	2015-16
Olson, Andrew	T	1927-28
Olson, Rodney	WR	1977
Omgie, Chris	WR	2010-12
O'Neal, Charles	E	1949-50
O'Neil, Richard	E	1931-33
O'Neil, Robert	E	1940-41
O'Neil, Vince	RB	1970-72
Onyegbule, Maxwell	DE	2007-09
Oporum, Toben	RB/DE	2009-12
O'Quinn, Willie	WR	2008, 10
O'Rear, John	QB/K	1975
Orth, Mike	QB	1983-84, 86-87
Osborn, Fred	G	1977, 79-80
Oswald, Paul	C	1983-86
Outland, Dr. John	T	1895
Overman, Marvin	T	1943
Owen, Benjamin	QB	1898-99
Owen, Marc	OG	1997-2000

Paden,
--------



# ALL-TIME LETTERMEN

Parish, Darius	DT	2008-10
Parker, James	QB/RB	1912-13
Parks, Jerome	OL	1997-98
Parks, Mark	TE	1984-87
Parmalee, Tre	WR	2012-15
Paronto, Francis	B	1936
Parrish, Walter	G	1981-82
Passman, Bernard	E/C	1942
Patchen, Michael	DB	1970
Patmon, Tyler	CB	2010-12
Patrick, Tyler	WR	2015-18
Pattee, Frank (Capt.)	B	1945-48
Patterson, Daymond	WR/CB	2008-10, 12
Patterson, Elvis	DB/DE	1981-83
Patterson, Eric	WR	1997-99
Patterson, Harold	E	1952-53
Patterson, Matt	RB	2003-04
Paulsen, Mark	TE	1981
Payne, Foster	RB	1928-29
Pearis, Howard (Capt.)	G	1890
Pearson, Jawad	OT	2001
Peebler, Brad	LB	1989-90
Peete, Skip	WR	1984-85
Pellano, Joey	K	1999-2000
Pelquin, Michael	RB	1965
Pendleton, Raimond	WR	2007-09
Penny, Anthony	G	1981-82
Penny, Junius	C/T	1942-43
Peppercorn, John (Capt.)	E/T	1957-59
Perez, Christopher	DL	1988-91
Perkins, Brandon	LB	2002-05
Perkins, Donald (Capt.)	DE	1970-72
Perkins, Jack	LB	1967
Perry, Keaton	QB/WR	2015-17
Perry, William	G	1964-66
Peterman, Chea	LB	2010
Peters, Bryan	OL	2014-15
Peters, James	T	1902
Peterson, David	T/E	1965-66
Peterson, John (Capt.)	RB	1933-35
Petterson, Edward	RB	1915
Petty, Reese	WR	2010
Phutzenreuter, Donald	RB	1954-56
Phelps, Edwin	G	1933-35
Phipps, Michael	QB	1982
Platt, William (Capt.)	RB/E	1891-95
Pick, Kale	QB/WR	2009-12
Pieper, Bob	T	1983-85, 87
Pierce, Don (Capt.)	C	1939-40
Pierson, Tony	RB/WR	2011-14
Pilch, James	T	1964
Pile, Donald	LB	1974, 77
Pinkney, Marshall	LB	1982
Pippen, Morris	G	1974-76
Pirrie, Mike	LB	1987
Plaskett, Warren	RB	1931-33
Pleasant, Carl (Capt.)	E	1906, 08-09
Pless, Willie	LB	1982-85
Plumley, Jay	E	1931
Plump, Aaron	LB	2014-15
Polian, Kevin	DT	1993
Pollom, Donald	RB	1940-41
Pooler, Arthur (Capt.)	QB	1902-05
Poorman, Bert	RB	1895-97
Pope, David		1901-02
Pope, Warner		1894-95
Popovich, Pete	C	1985-86
Poppe, Orville	T	1951-53
Porter, David		1901-02
Porter, George	RB	1907
Potter, Gavin	LB	2019
Powell, Chris	FB	1991-94
Powell, Corrigan	CB	2012
Powell, Emery		1900
Power, John	T/E	1910
Powers, George	QB/E	1924-25
Powers, Kenneth	DT	1981-83
Prater, John	G/C	1980-81
Pratt, Richard	T	1963-65
Prelock, Edward	T	1956-57
Preston, Asheiki	QB	1993-94
Preston, David	QB	1955-56
Preston, Robert	T/G	1954-55
Price, William	QB/E	1910-12
Priest, Jason	DB	1988-91
Priest, Richard		1904-07
Pringle, James	RB	1916-17, 19
Prologo, Nick	K	2012
Promrenke, Bret	OLB	1991-93
Propernick, Anthony	FB	1927
Prox, Dru	LB	2017-19
Pullia, Kyle	OL	2017
Pumphrey, Norman	G	1945
Puthoff, Justin	FB/TE	2010, 12
Putnam, George	G	1906
Pyles, Brandt	LB	1998

## Q

Quast, Tyler	LS	1991-94
Quatrochi, Peter	C	1961-63
Quick, Tommy	QB/WR	1984-86

Quigley, Angus	RB	2007-10
Quigley, Ernest	RB	1900-01

## R

Radcliffe, James	FB/NG	1979
Rader, John	RB	1945
Ragon, Arthur	T	1952
Ragone, Mike	TE	2012
Ragsdale, James	G	1978-79
Rambo, Hal	E	1912
Ramsey, Floyd	C/E	1928-30
Randall, Howard	T	1909
Randall, Preston	RB	2014-15
Randall, Reese	RB	2016-18
Randle, Avery	DB	1994-97
Randle, John	RB/DB	2003-04
Randolph, John	LB	1985-86
Raup, Allen	RB	1926
Rawlings, Roger	RB	1966-67
Rawls, Thad	WR	1997
Ray, Murphy	WR	1985, 87
Rayford, Dion	DE	1998-99
Reber, John	E	1913-15
Redd, Norman	G/C	1954-55
Redhage, Jeff	DE	1997, 99
Reed, Howard	G	1905-08
Reed, Robert	WR	1993-94
Reed, W. D.		1902
Reedy, Howard	G	1915, 21
Reesing, Todd	QB	2006-09
Reeves, Michael	RB	1968
Reich, Gilbert	QB	1952
Reich, Richard (Capt.)	C/RB	1954-55
Reid, Nick (Capt.)	LB	2002-05
Reid, Robert	E	1963
Reid, Theodore	E/RB	1916, 19-20
Reigh, Ross	T	1940
Remsburg, Dale	E	1957-59
Remsburg, George	RB/T	1954-55
Renko, Steve	E	1938-39, 47
Renko, Steve	QB	1963-64
Replogle, Max	E	1936-38
Resby, Patrick	S	2007-08
Resnick, Carl	WR	1997
Reust, Andrew	DB	1975-76
Reynolds, Albert	E	1944
Reynolds, Michael	DE	2011, 13-14
Rhodes, Jayson	OL	2015-17
Rhule, Dan	T	1937-39
Ribordy, Mesa	OL	2016-17
Rice, William E.	RB	1903-04, 07-08
Richardson, Charles	C	1902
Richardson, Joseph	B	1936-37
Richardson, Josh	DE	2012
Richesson, Luke	DB	1993-96
Richmond, Shaquille	S	2016-19
Ricks, Ronald	DB	1976-77
Rideau, Brandon (Capt.)	WR	2001-04
Riegler, Warren (Capt.)	E	1943-44
Rieth, Rich	P	1986-87
Riggins, Franklin (Junior)	RB	1966-68
Riggins, Robert (John)	RB	1968-70
Riggins, William	RB	1972-73
Rinehart, William	LB	1949
Ringwood, Bruce	LB	2004
Rivera, Mike	LB	2005-08
Roach, Gregory	T	1979, 81
Roach, Steven	LB	1969-71
Robben, Robert	E	1962-64
Robben, Roger	FB	1988-91
Robbins, Roy	E	1915
Roberson, Akili	WR/QB	1997
Roberts, Alvin	TE	1976
Roberts, Clay	C	1952
Roberts, Cleve	OG	1995-96
Roberts, Gene	RB	1942
Roberts, Jay	E	1961-63
Roberts, Joe	RB	1942
Roberts, Marquis	LB	2015-16
Robertson, Jerry	QB	1951-52
Robinson, Bobby	RB	1956
Robinson, Delario	WR	1973
Robinson, Glenn	LB	2000-02
Robinson, Randolph	LB	1972
Robinson, Stephen	WR	2018-19
Robison, James	QB/RB	1943, 45-46
Rodgers, Jack	QB	1950-51
Rodgers, Keith	OLB	1992-95
Rodino, Brian	OL	1994
Rodriguez, Cesar	OT	2004-07
Roe, Quincy	DB	1998-2001
Roe, Spencer	FB	2019
Rogan, Pat	OLB	1990
Rogers, Jake	G	1903-04
Rogers, Marcus (Capt.)	LB	1998-2001
Rogers, Mike	TB	1984-87
Rogers, Myron	E/T	1954
Rohde, Theodore	RB	1954-56
Rohlf, Richard	G	1957-59
Rojas, Alonso	P	2008-10
Rooney, Shane	TE	1995-97

Root, Charles	T	1904-05
Root, Cooper	LB	2019
Rosalis, Gabe	OT	1999-2001
Ross, Errol	RB	1973-74
Ross, Roger	WR	2000-01
Ross, Zach	QB	2005
Rosser, Cameron	LB/DE	2014-16
Rossman, Richard	RB/G	1951-52
Rost, Otto (Capt.)	G	1929-31
Roth, Gregory (Capt.)	G	1963-65
Rothrock, Irwin	RB	1893
Rouse, Carl (Capt.)	E	1904-07
Rouse, Wallace	T	1944, 49
Roux, Dominic	WR	2003-06
Rowe, Caleb	DB	1976-77
Royal, Dean	P	1996-97
Royer, Jacob	G	1904
Royce, Claude	RB	1896-99
Ruble, Mirle	RB	1916-18
Ruble, Roland	RB/G	1915, 19
Rubies, Calvin	CB	2009-10
Rucker, Richard	RB	1969-70
Rui, Gabriel	K	2017-18
Rus, Darren	LB	2002-05
Rus, Steven	DE/DB	1972, 74
Russell, Charles		1904
Russell, Ernie	RB	1956
Russell, Harlan	QB	1913-15
Russell, Marion	RB	1902, 04
Russell, Thomas	T/G	1956-58
Rutz, Ben	QB	1995-96
Ryan, Martin (Capt.)	T/DE	1970-72

## S

Saathoff, Kenneth	E	1972-74
Sabatini, Frank	RB	1951-53
Sab, Karl	DT	1968-69
Sampson, Caleb	DL	2019
Samuel, Peds (Capt.)	WR	1986-88
Sanborn, Theodore	E/T	1923-25
Sandefur, Carl	T	1949-51
Sandefur, Edwin	E	1920
Sanders, Mark	RB	1993-96
Sanderson, John		1896-97
Sandifer, Richard	QB	1953-54
Sands, Justin (Capt.)	OT	1999-2002
Sands, Tony	RB	1988-91
Satore, Karl	T	1963
Saulsbury, Hunter	OL	2016-17
Saunders, Mavin	TE	2018
Saunders, Seymour	C/G	1920-21
Sayers, Gale (Capt.)	RB	1962-64
Scanlan, John	G	1973-74
Scanlon, Timothy	DE	1969
Schaake, Elmer (Capt.)	B	1930-32
Schaake, Ralph	T/E	1939-41
Schaake, William (Capt.)	E	1949-51
Schadler, Ryan	RB	2015-18
Schenker, Kyle	LB	1987
Schermer, Jake	LB	2006-09
Schick, Doyle (Capt.)	RB	1958-60
Schimez, John	E	1944
Schleicher, Jeffery	TE	1979-81
Schmidt, Bob	C	1997-2000
Schmidt, Charles	RB	1969-71
Schmidt, Dan (Capt.)	C	1990-93
Schmidt, David (Capt.)	E	1945-48, 51
Schmidt, Edgar	RB	1927-29
Schmidt, George	RB/QB	1925, 27
Schmidt, Kregg	OL	2002
Schmidt, Walter	C	1956-58
Schmitz, Galen	DB/LB	1972-73
Schmitz, Leonard	DT/G	1974-75
Schneider, Dave	OG	1982
Schnellbacher, Otto (Capt.)	E	1942, 46-47
Schoneisew, Quintin	T	1981, 83-84
Schoplin, Jack	T	1927-29
Schranz, John	T	1900
Schriner, Scott	TB	1986
Schroeder, Arthur	RB	1928
Schroeder, Herman	G	1928
Schroeder, Sam	FB	2019
Schroll, John	TE	1970-72
Schuler, Gordon	G	1982-83
Schumm, Jim	OT	1970-72
Schwab, James		1911
Schwartzburg, Dodge	PK	1984
Schweda, Brian	T	1962-64
Scott, Arthur	OT	1973-75
Scott, Mitchell	FB	2000-01
Scott, Robert	C	1902
Scott, Thomas	QB	1947
Scribner, William (Bucky)	P	1980-82
Seigel, John	G	1934-36
Semke, T.J.	DL/FB	2014-15
Sendish, Cassius (Capt.)	S	2013-14
Seurer Jr., Frank	S	2016
Seurer Sr., Frank	QB	1980, 82-83
Seymour, Brian	S	2005, 07
Shank, Albert	C	1974-76
Shanklin, Donald	RB	1966-68

Shanks, James	E/C	1963
Shannon, Joe	DE/LB	1971-72
Shannon, John	RB	1926-28
Shannon, Walter	RB	1923
Sharp, Jake	RB	2006-09
Sharp, Marc	QB	1975-76
Sharpe, Lamar	DE	1994, 96-97
Shaw, Tevin	S	2014-16
Shawger, Frederick	G	1966
Shazor, Carl	DB	2000
Sheats, Eddie	DE	1971-72
Shellenberger, William	RB	1893
Shelley-Smith, Jordan	OL	2014-16
Shenk, Henry	E	1926-27
Shepard, Alvin	E	1892-93
Shepherd, JaCorey	WR/CB	2011-14
Sheridan, Walter	C	1940, 42
Sherman, Adrian (Capt.)	RB	1890-91, 95
Sherwood, Eugene	RB	1942
Sherwood, Floyd	G	1927
Sherwood, Oscar	G	1927
Shields, Warren	LB/FB	1984, 86
Shinn, Earl	E	1916-17
Shinn, Michael (Capt.)	E/T	1962-63, 65
Shirk, Dave (Capt.)	B	1936-38
Shive, Edison		1944
Short, Theodore	B	1944
Shumaker, Jason	FB	2002
Sibbensen, James	G	1970
Sihlanick, Michael	G	1937-39
Silver, Lonsdale	RB	1898-99
Simecka, Bennie	C	1980, 82-84
Simmons, Darrin	P	1994-95
Simmons, Edward	LB	1980, 82-83
Simmons, KeyShaun	DT	2017-18
Simmons, Mark	WR	2002-05
Simmons, Shelton	CB	2003-04
Simmons, Victor	S/LB	2011-14
Simon, Loren	RB	1918-20
Simons, Dolph	G/P	1948-50
Simons, John	DB/RB	1951-52
Simpson, Ernest		1895-96, 98
Simpson, John		1894-96
Simpson, Lacey		1898
Simpson, Samuel	E/RB	1958-60
Sims, James	RB	2010-13
Sims Jr., Steven	WR	2015-18
Sizemore, Nick	FB	2011-13
Skahan, Robert	QB	1964-65
Skepnick, William	DT	1972-73
Sklar, Richard	G	1933-35
Slyter, Mark	OLB	1990
Small, Marvin	E	1946-47
Smay, Cecil	E	1929-30
Smay, Charles	T	1929-30
Smiley, Trent	TE	2011-12, 14
Smith, Alex	OT	2008, 10
Smith, Ashaundai	WR	1992-95
Smith, Bob	OT	1998, 2000-01
Smith, Carnie	QB	1930-32
Smith, Chris	DB	1991-92
Smith, David	DL	1984
Smith, Dylon	QB	1999-2000
Smith, Gerald		1923
Smith, Gregory	DL	1977-78, 80-81
Smith, Hugh	RB	1960
Smith, James	WR	1974-76
Smith, Jared	C	1993-96
Smith, Kimball	G	1963, 65
Smith, Laverne	RB	1973-76
Smith, Lubbock	S	2009-12
Smith, Lynwood	E	1949-50
Smith, Mac	PK	1986
Smith, Mark	TE	1990
Smith, Mathew		1892
Smith, Nick	C	1999-2001
Smith, Paul	QB/E	1955
Smith, Quintin	WR	1986-89
Smith, Ralph	G/T	1910
Smith, Reginald A. (Capt.)	T	1923-25
Smith, Reginald L.	T	1981-83
Smith, Russell	G	1924
Smith, Samuel	RB	1976-79
Smith, Shane	DL	2011-13
Smith, Steven	QB	1980-81
Smith, Thomas	G	1898-99
Smith, Verni	G	1909
Smith, Will	OL	2016
Smith, Willie	RB/E	1964-65
Smith, Wint	G	1916, 19-20
Smithburg, Mike	G	2013-14
Smithson, Fish (Capt.)	S	2014-16
Smoot, Charles (Capt.)	C	1928-30
Sneed, James		1981-83
Snell, Arnold (Capt.)	FB	1986-88
Snyder, Jeff	RB	2001
Snyder, Lance	OT	1990
Sobeck, Lloyd	TE	1975, 77-79
Sommers, Herbert	RB	1913
Sorem, Milton	G	1929-30
Sorem, Nelson	T	1928-28

# ALL-TIME LETTERMEN

Sosinski, James	TE	2018-19
Speak, Fred	RB	1895-96
Spear, Robert	DB	1974
Spear, Roy	C/T	1910
Spears, Derek	TE	2005-07
Spears, Doyle	DL	1982
Spears, Dustin	DL	2009
Spencer, Colin	CB	2014-16
Spencer, Oliver (Capt.)	G/T	1950-52
Spencer, Riley	OL	2010-11, 13
Sperry, J. Bryan	E	1946-48
Sperry, Kenneth	G/E	1946-48
Spikes, Jeff	OL	2008-09, 11
Spreklemeyer, Joe	RB	1960
Springer, Eugene	RB	1892
Springer, Justin	LB	2007-10
Spurgeon, Tristan	RB	1921-22
Spurney, Joe	G	1958-60
Staab, Ervill	G	1956, 58
Staab, Kent	C	1959-61
Stafford, Matt	DB	1990
Stallard, Mark	LB	1979
Stallman, Jason	TE	1989
Standage, David	C	1969-70
Stanley, Carter	QB	2016-19
Stapleton, George (Capt.)	T/G	1936-37
Starr, Wilbur	RB	1924-26
St. Clair, William	E	1960-62
Steele, Clarence	QB	1908
Steele, Mike	DT	1992-93
Steinberger, Earl	E	1893
Steinhauser, Jamey	DB	1983-86
Stephenson, Thomas	RB	1907-09
Sterling, Aslam	OL	2012-13
Sterling, Miles		1890
Sternberger, Jace	TE	2016
Stevens, James	G	1948
Stevens-McKenzie, Najee	DE	2018-19
Stevenson, Albert	RB	1955
Stevenson, Jason	OG	1999-2001
Steward, AJ	TE	2008, 10-11
Stewart, Brandon	CB	2015-16
Stewart, Jon	DL	1984-86
Stiebel, Jim	C	1994-96
Stinson, Wade	RB	1949-50
Stockdale, Don	G	1944
Stockmeyer, Gordon	G	1972-74
Stocks, Fred		1893-95
Stokes, Sims	RB	1964
Stone, Charles		1893-95
Stowers, Keon (Capt.)	DL	2012-14
Strauch, Walter (Capt.)	QB	1955-57
Strehlow, Chester	QB	1950-51
Stricker, Thomas	G/T	1904-05
Strickland, Tony	DE	2000-03
Strickler, Thomas	G	1904-05
Strother, George	T/G	1913-15
Stroud, Harold	C	1950
Strozier, Phillip	S	2007-10
Stryker, Wilburn		1914
Stubblefield, Dana	DT	1990-92
Stubbs, Tony	S	2002-04
Stuck, Arch	E	1930
Stucker, Charles	RB	1943
Stuckey, Darrell	S	2006-09
Stuewe, Edward	RB	1912-13
Stukey, Mano	RB	1954-55
Suaggee, Edward	RB	1939-40
Suder, John	RB	1959-60
Sullivan, Hiram	RB	1953-54
Sullivan, James	RB	2016
Sullivan, Michael	T	1969-71
Sullivan, Terence	LB	1993-94
Sullivant, Milton (Capt.)	RB	1937-39
Sutherland, Dwight	E	1944
Sutter, Bill	DB	1987
Sutton, Mitchell	DT	1972-73
Swanson, Jason	QB	2004-05
Sweatman, Michael (Capt.)	LB	1965-67
Swengros, Glenn	QB	1956
Swenson, Paul	G	1983-85
Swift, Robert	K	1973-75
Swinford, Wes	LB	1989-92
Swoboda, Paul	G	1956-57
Sydney, Harry (Capt.)	RB	1978-80

Talib, Aqib (Capt.)	CB	2005-07
Talkington, Robert	T	1949-50
Tavai, Jordan	DL	2012-13
Taylor, Frank	C	1924-26
Taylor, Garfield	RB	1980-81
Taylor, Jerry	E	1951-53
Taylor, Kent	TE	2015
Taylor, Shakial	CB	2017-18
Taylor, Steven (Capt.)	DB	1973-75
Taylor Jr., Vaughn	DE	2007
Teddleton, Brock	DT	2001
Temple, Floyd	RB	1949
Tenenbaum, John	T	1941
Terrell, Darryl	RB	1987

Terry, Doug	DB	1988-91
Terry, Keeston	S	2011
Testerman, Harold	E	1924-25
Tharp, Huldson	LB	2009, 11-12
Thiel, Larry	LB	1990-93
Thierolf, Judson (Grant)	C/G	1979-82
Thomas, Fred	QB	1992
Thomas, Orlo	G	1949
Thomas, Ricky	S	2018-19
Thompson, Blake	T	1974-76
Thompson, Broderick	DT	1981-82
Thompson, Deron	RB	2017-18
Thompson, Kenneth	DB	2003-05
Thompson, Kyle (Capt.)	P	2017-19
Thompson, Matt	OL	2004-05
Thompson, Thomas	T	1962-64
Thoren, Jason	LB	1994-97
Thornberry, Wallace	T	1902
Thornton, Justin	S	2006-09
Thorson, Brad	OL	2008-10
Tice, Orbon	E	1946-51
Tiger, Kenneth (Capt.)	G	1961-62
Timmons, Rod	DL	1983
Toburn, Chris	LB	1978-81
Todd, John	QB	1915-17
Todd, Richard	G	1954
Tomlinson, Richard (Capt.)	G	1947-49
Toomey, Gabriel	LB	2003-04
Topps III, Robert	S	2018
Torneden, Bryce (Capt.)	S	2016-19
Tovi, Andre	OL	2017-19
Towle, Steve (Capt.)	LB	1972-74
Tracy, Brian	PK	2001
Traylor, John	RB	1955-57
Trossen, Ken	DT	1987-88
Truitt, Walter		1891
Trucker, George	RB/T	1898-1900
Tucker, John		1897
Tucker, Kyle	P	2004-07
Tucker, Robert	DL	1984-85
Tudor, Herbert	G	1912-13
Turnipich, Joseph	DB	1979-80
Turgeon, Orville	C	1966-68
Turner, Jeff	LB	1972-73, 75
Turner, Jesse	E	1942, 46
Turner, Lucius	WR	1970-71
Turner, Paul	K	1946
Turner, Warren	G/T	1937-39
Turzilli, Andrew	WR	2011-13
Tushaus, Kirk	G	1979
Tyler, Matt	P	1998-99
Tyree, Greg	LB	2001-04
Tyrer, Jason	LB	1988-90
Tyrrill, Chris	P	2001-04
Tyus, Robert	DE	1969-70

U		
Ulrich, Hubert (Capt.)	E	1939-41
Unruh, Arch	QB	1950-52
Unruh, Otto	E	1950-52

V		
Vanatta, Chester	C	1957-58
Vandaveer, Marvin	RB/QB	1940-41
Vandree, Matt	WR	1995
Vann, Derek	WR	2001
Vann, Eric	DT	1994-97
Van Saun, Paul	DB	1972-75
Van Sickle, Herschel	C	1976
Vang, Pete	TE	1990-93
Vang, Shawn	OG	1995-98
Vanoy, Vernon	DE	1967-68
Vaughn, Joe (Capt.)	C	2003-04
Vaughn, Robert	CB	1990-93
Vaughn, Willie	WR	1985-88
Vaught, John	LB	1978
Vecchiarella, Bill	DB	1983-85
Verdugo, Kevin	QB	1987
Vernson, Harry	G/T	1916
Verter, David	WR	1977-80
Vidoli, Marino	OG	1989
Vignatelli, Bradley	DB	1981
Vignatelli, Eugene	G/T	1952-54
Vincendese, Mark	QB/WR	1976-78
Vincent, Wilbur (Capt.)	RB	1900-02
Visinia, Junior	OL	2014
Vogel, Jack	T	1935-36
Voight, Emil	E	1896-97
Voigts, Myron	T	1925-26

W		
Wade, Clifford	G	1943
Wagoner, Daniel	DB	1978, 80-81
Wahlmeier, Galen (Capt.)	T/C	1955-56
Walker, Malcolm	LB	2011
Walker, Marion	G	1962-63
Walker, William	C	1894-97
Wall, Charles	RB/K	1925-26
Wallace, Clyde	RB	1906
Wallace, Dwayne	OL	2018
Walters, William	E	1964-66

Walters, Wyeth	QB/RB	1924
Walton, Alvin	DB	1984
Walton, David	DT	1987-89
Walton, Jack	RB	1943
Ward, Lewis	G/T	1935-37
Ward, Ronnie	OLB	1992-94, 96
Waring, Clarence	RB	1905, 08
Warner, Ron	OLB	1996
Warren, Charles	C	1937-39
Warren, Thad	DB	1994-95
Washington, Eric	LB	2005-06
Watkins, Brandon	LB	2001-04
Watkins, Frank	C	1932-34
Watkins, Johnnie	DB	2003
Watkins, Travis (Capt.)	DT	2001-04
Watson, Kyron	LB	2014-15
Wattelet, Frank	DB	1978-80
Watts, Keith	DT	2002
Waxse, David	RB	1965-66
Waylan, Larry	T/G	1961
Weatherbie, Jonas	QB	2002
Weatherby, James	RB	1944
Weaver, Doug	DT	1994
Weaver, Richard	RB	1932
Webb, Anthony	DB	2006-07
Webb, Jordan	QB	2010-11
Webb, Scott	PK	2004-07
Wedel, Brad	TE	1984-87
Weekley, Monroe	DE	2003
Weger, John	G/T	1973
Wegner, Zac (Capt.)	QB	1997-99
Wehrman, Geoff	DB	1988
Weidlein, Gary	C	1921-22
Weidlein, William (Capt.)	G/T	1911-13
Weidner, Odell	LB	1972-74
Weir, John	G	1968-69
Welch, Kenney		1920
Wellman, Joe	QB	1925-26
Wellman, Michael	C	1976-77
Wells, Dean	RB	1949-51
Wells, Dick		1932-34
Wenstrand, Charles	E/RB	1938
Werner, Mike	DL	1984, 86
Wertzberger, John	C	1956-58
Wertzberger, Kenneth	G	1966-68
Wessling, David	T	1980-82
Wheeler, Jeff	DE	2006-09
Whitaker, Bob	OL	2003-06
White, Bob	RB/QB	1933-34
White, Bryan	DB	1989
White, David	DT	1986-87
White, George	RB	1990-94
White, Jesse	E	1905-07
White, Larry	G	1965-66
White, Ronald	G/E	1950-51
White, Ulysses	E	1970-71
Whitla, Ezra	E	1901
Whittaker, Scott	OT	1993-96
Whittemore, Bill (Capt.)	QB	2002-03
Whitten, Bobby	T	1978-80
Wiedemann, Franz		1912
Wienecke, Emil	QB	1935-37
Wier, Brandon	DB	1998-2001
Wilbers, Mark	DT	1979-82
Wilcox, Charles (Capt.)	C/T	1898-1900
Wilder, Wayne	DL	2005-06
Wilhelm, Glenn	RB	1910
Wilhelm, Steven	G	1969
Willeford, Brent	TE	1991-94
Williams, Algen	WR	1999-2000
Williams, Darnell	LB	1983, 85
Williams, Delvin	RB	1971-73
Williams, D.J.	DT	2015
Williams, Devon	DT	2015-16
Williams, Dom	RB	2017-18
Williams, John	NT	1996-99
Williams, John	DT	2009-10, 12
Williams, Josh	DE	2012
Williams, Lynn	TB	1984-85
Williams, Lynn	RB	1943
Williams, Mark	QB	1994-95
Williams Jr., Pooka	RB	2018-19
Williams, Takulve	WR	2018-19
Williamson, Orah (Capt.)	QB	1890-95
Willis, Darius	LB/DE	2011-13
Willis, Ryan	QB	2015-16
Wilson, Ben		1945
Wilson, C.		1894
Wilson, Carl	OL	2008-09
Wilson, Clarence	QB	1921-22
Wilson, Donald	QB	1948
Wilson, Forrest	RB	1942
Wilson, Gilbert	RB	1959-61
Wilson, Harold	QB	1912-13
Wilson, Henry		1894
Wilson, Ivanhoe	E/G	1916
Wilson, Johnathan	WR	2007-10
Wilson, Roy	QB	1903, 05
Wilson, Wayne	C/RB	1937, 40
Winbush, David	RB	1997-2000
Winslow, Clarence	E	1936

Winter, Winton	C	1950-51
Winter Jr., Winton	C	1973
Wirtel, John	LS	2013-18
Wise, Daniel	DT	2015-18
Wohlford, Cecil	G	1964-66
Wolfe, Ian	OT	2007, 09
Wood, Harley	G	1907-08
Wood, Walter	QB/C	1914-15, 19
Woodbury, Charles	RB	1910-11
Woodbury, Harold	RB	1910
Woodruff, Lawrence	C	1923
Woods, Gregory	T/G	1976
Woods, Quintin	DE	2009-10
Woodward, David	T/G	1898-99
Woodward, George	RB	1916
Woody, Warren	C	1951-52
Woody, Warren	G	1916-17, 20
Woolfolk, Raymond	G	1952-53
Worley, George	G	1963
Wright, Arist	LB	2006-09
Wright, Dennis	TE	1975-76
Wright, Ernest	RB	1980, 82-83
Wright, Isaac	LB	2011
Wright, Jahmal	DB	1998-99
Wright, Sylvester	OLB	1991-94
Wyggle, Ralph	T	1944
Wyman, Matthew	K	2013-16

Y		
Yarnell, Lyndall	DE	1983-84, 86
Yeo, Clyde		1902
Young, James	DE	1974-77
Young, Kevin	DL	2010-13
Young, Scellars	LB	1977-80
Young, Zackary	LS	2013

Z		
Zaffaroni, Paul	LB	1988-90
Zell, Tony	QB	1994
Zidd, James	LB	1977-79
Ziegler, Wayne	DB	1983-86
Zimmerman, James	T	1940
Zlatnik, Duane	DL/OL	2009-12
Zook, Dean	DE	1972-74
Zook, John (Capt.)	DE	1966-68
Zuber, Harold (Capt.)	RB	1924-26
Zunica, Michael	LB/FB	2014-16
Zvolanek, Joe	E	1931

This listing of all-time lettermen is as complete and accurate as historical records allow. Included are names -- in some instances first name and not actual name on roster -- along with position and years lettered of the more than 2,000 letterwinners who have played at the University of Kansas. Corrections and additions are welcomed if they can be verified. Inquiries should be directed to the KU Communications Office.



# CAPSULE HISTORY



## 1890 SHERMAN SCORES FIRST KU TOUCHDOWN

Kansas played its first official football game, losing to Baker University in Baldwin, Kansas, 22-9. Right halfback A.F. Sherman scored KU's first touchdown on a punt return. An account of the game in the *Weekly University Courier* described Sherman's TD: "Hudson punted the ball down the field. Sherman managed to get the ball and made a phenomenal run for the first Kansas score ever made in football."



## 1912 KU DEFEATS MU IN FIRST HOMECOMING

Playing its first Homecoming game before a crowd of 9,000 fans at McCook Field, KU downed rival Missouri, 12-3. Jayhawk coach Arthur Mosse used a new offensive alignment, known as the "Minnesota Shift" to confuse the Tigers that afternoon.

## 1931 KU PLAYS HASKELL IN FIRST HOME NIGHT GAME

On a Friday night, Oct. 2, Kansas hosted the Haskell Indians in the first-ever home night game in Jayhawk football history. The concept for a night game came from KU athletics director Phog Allen, who was able to transport portable lights that were borrowed from Haskell Stadium (also in Lawrence) and put them in place at Memorial Stadium. In front of 11,000 fans, Haskell surprised KU with a 6-0 victory.

## 1899 KANSAS HAS FIRST PERFECT SEASON

In his only season as head coach at Kansas, Fielding H. Yost led the Jayhawks to a 10-0 record, which represents one of just two perfect seasons in the 129 years of football competition. KU outscored its opponents 280-37 and averaged 28 points per game. Yost, who later gained fame as head coach at Michigan, was inducted into the College Football Hall of Fame in 1951.

## 1920 PHOG ALLEN BUILDS A FOOTBALL STADIUM

Legendary KU basketball coach Phog Allen, in his only season as head football coach, rallied his team from a 20-0 halftime deficit to a 20-20 tie against Nebraska. Leading the team were senior quarterback Dutch Lonborg and halfback John Bunn, who were later inducted into the College Basketball Hall of Fame. Monday, students and faculty gathered to celebrate the comeback and more than \$200,000 was pledged over a three-day period to build a concrete stadium to replace McCook Field.

## 1947 EVANS & SCHNELLBACHER: FIRST TEAM ALL-AMERICANS

Led by KU's first two All-America selections - halfback Ray Evans and end Otto Schnellbacher - the Jayhawks finished the season with an 8-1-2 record, tied for first in the conference and capped the season by playing Georgia Tech in the 1948 Orange Bowl. It marked KU's first appearance in a postseason bowl game. Among the victories that season for head coach George Sauer was an 86-6 win against South Dakota State, which represents the most points a KU team has ever scored in a single game. KU finished the year ranked 12th in the final Associated Press poll.

## 1908 FIRST CONFERENCE CHAMPIONSHIP

The Jayhawks finished with a 9-0 record, outscoring their opponents 131-20, and claimed the school's first conference championship by finishing with a 4-0 record in the Missouri Valley Intercollegiate Conference.

## 1921 JAYHAWKS OPEN PLAY IN MEMORIAL STADIUM


In the first game in Memorial Stadium, the Jayhawks defeated Kansas State, 21-7, in front of 5,160 fans. When the stadium opened, the east and west side stands were completed with a capacity of 22,000. The final game of the 1921 season saw KU down Missouri, 15-9, before 15,480 fans.

DR. JAMES NAISMITH

## & THE GAME OF FOOTBALL

The man credited with inventing the game of basketball - Dr. James Naismith (right) - also had a significant impact on the development of football. Naismith took a football and cut it lengthwise and placed it over his head to protect his ears as a football player at Springfield College. Thus, the first football helmet was invented.

Naismith was hired by the University of Kansas in 1898 as director of physical education on the recommendation of legendary football coach Amos Alonzo Stagg. He retired from active teaching in 1937 after 39 years as a member of the KU faculty.





# CAPSULE HISTORY

## 1960 JAYHAWKS UPSET A NO. 1-RANKED TEAM

The Jayhawks faced one of the most challenging schedules in school history, facing three teams (Syracuse, Iowa and Missouri) ranked No. 1 in the nation. KU lost early in the season to Syracuse (14-7) and Iowa (21-7), but the elite backfield combination of John Hadl, Curtis McClinton, Doyle Schick and Bert Coan helped lead the Jayhawks to a 23-7 upset win versus then No. 1-ranked Missouri. The win was later forfeited when it was determined that Coan had received a free plane ride to the College Football All-Star Game in Chicago from a KU alumn.

## 1963 SAYERS SCAMPERS FOR NCAA RECORD

Hall of Fame halfback Gale Sayers put his name in the college football record book by breaking loose on a 99-yard run against Nebraska in Lincoln, the longest run from scrimmage at that time in NCAA history. Only four other backs (including KU's Eric Vann) have accomplished a run of that length in the history of college football.

## 1967 A COACHING STAFF OF EXCELLENCE

After finishing with a 5-5 record in his first season as head coach in 1967, Pepper Rodgers assembled one of the greatest coaching staffs in KU history to begin the 1968 season. The staff included several assistants who would later achieve fame as head coaches, including John Cooper (Tulsa, Arizona State and Ohio State), Dick Tomey (Arizona), Terry Donahue (UCLA), the late Dave McLain (Wisconsin) and Don Fambrough (Kansas). The staff also included Doug Weaver (former athletics director at Georgia Tech and Michigan State) and Larry Travis (former athletics director at Kansas State and Western Carolina).

## 1968 ROGERS TAKES KU TO ORANGE BOWL

Under the guidance of coach Pepper Rodgers, KU came within five points of an undefeated season and a victory in the Orange Bowl. The Jayhawks tied for first in the Big Eight and finished 9-2 with losses to Oklahoma (27-23) during the regular season and Penn State (15-14) in the Orange Bowl. Among the standouts were quarterback Bobby Douglass and fullback John Riggins.

## 1973 A CARDIAC SEASON

The Jayhawks experienced a cardiac season with six games decided by two points or less -- the most games decided by that margin in NCAA history. KU finished the year with a 7-4-1 record, winning three of those close encounters, and played North Carolina State in the Liberty Bowl.

## ED HARVEY & HOMER FLOYD

# BREAKING BARRIERS

ED HARVEY became the first African-American to play football at Kansas, earning his "K" letter as a member of the 1893 Jayhawk team. Harvey's parents were born into slavery and later escaped Quantrill's Raid in Lawrence. They became share croppers and were able to put their three sons through college.

It was 62 years later when HOMER FLOYD, a standout at Massillon (Ohio) High School, broke the modern-day color barrier to play football at KU. Floyd enrolled at Kansas at the urging of his

high school coach, Chuck Mather, who served as the Jayhawk head coach from 1954-57.

Floyd, a team captain in 1958, started all 30 games of his career (1955-58) on offense and defense. He led the Jayhawks in rushing yardage all three years and earned all-conference honors as a senior. Floyd later played for the Edmonton Eskimos of the Canadian Football League and then served as executive director of the Pennsylvania Human Relations Commission.



ED HARVEY



HOMER FLOYD

## 1975 CROMWELL GUIDES KU TO UPSET OVER OU

Kansas defeated No. 2 Oklahoma in Norman, 23-3, to end the Sooners' 28-game winning streak and 37-game unbeaten string. Earlier in the season, quarterback Nolan Cromwell set a new NCAA record for rushing yards by quarterbacks with 294 yards on 28 carries in a 20-0 win against Oregon State.

## 1997 KANSAS NABS 500TH VICTORY

Terry Allen was on the sidelines for his second conference victory as head coach at KU and the school's 500th win in school history as the Jayhawks downed Oklahoma, 20-17.

## 2005 KU REACHES SECOND BOWL GAME IN THREE YEARS

Mark Mangino became the first head coach in KU history to lead his team to two bowl games in a three-year span as the team faced Houston in the Fort Worth Bowl. KU clobbered the Cougars, 42-13. Quarterback Jason Swanson was named the game's Most Outstanding Player.

## 1991 TUXEDO TONY RUSHES FOR 396 YARDS

Running back "Tuxedo" Tony Sands set an NCAA single-game record by rushing for 396 yards on 58 carries in a 53-29 win against Missouri in Lawrence. Sands was later named Offensive Player of the Year in the Big Eight Conference.

## 1992 FIRST BOWL WIN IN 31 YEARS

Head coach Glen Mason guided KU to its first bowl win in 31 years as the Jayhawks defeated Brigham Young, 23-10, in the 1992 Aloha Bowl. Led by defensive linemen Dana Stubblefield and Gilbert Brown, along with quarterback Chip Hilleary, KU finished the season with an 8-4 record and placed third in the Big Eight Conference.

## 1995 SURPRISE TEAM OF COLLEGE FOOTBALL

Picked to finish fifth in the Big Eight preseason polls, the Jayhawks were one of the surprise teams of college football with a 10-2 season and a win over UCLA in the Aloha Bowl. Along the way, KU defeated two ranked teams (Colorado and Oklahoma) on the road. The season ended with a twist of drama as head coach Glen Mason announced just prior to the bowl game that he was leaving after the UCLA encounter to become head coach at Georgia. Mason later changed his mind and stayed as head coach, informing his team on the morning of the Aloha Bowl. KU cruised to a 51-30 victory.

## 2007 JAYHAWKS CLAIM BCS BOWL VICTORY

Consensus National Coach of the Year Mark Mangino guided the Jayhawks to arguably the greatest season in Kansas football history as the Jayhawks won a BCS Bowl (FedEx Orange Bowl), finished the year ranked seventh in the country for the second-highest ranking in school history, and posted a 12-1 record. Three Jayhawks: Aqib Talib, Anthony Collins and James McClinton, earned All-America honors as KU was the only team in the nation to rank in the top five in both scoring offense and scoring defense. The Jayhawks became the talk of the nation after running up 11-straight victories before suffering their first loss in a matchup with Missouri. KU entered that regular-season finale ranked second in the country while the Tigers were listed third. Despite the loss, the Jayhawks were selected to play in a BCS game and finished the season with a victory against No. 5 Virginia Tech in the FedEx Orange Bowl.

## 2008 JAYHAWKS REACH CONSECUTIVE BOWL GAMES FOR FIRST TIME IN HISTORY

For the first time in school history Kansas played in bowl games in consecutive years as the 2008 Jayhawks won the 2008 Insight Bowl a season after claiming the 2008 Orange Bowl. KU's 20 combined wins in 2007 and 2008 were the most in school history as well.

# YEAR-BY-YEAR

## 1890 (1-2)

Captain: Howard Peairs

Nov. 22	at Baker	L	9-22
Nov. 27	at KC YMCA	L	10-18
Dec. 8	Baker	W	14-12

## E.M. HOPKINS

1 SEASON, 1891  
7-0-1, .938



## 1891 (7-0-1)

Captain: John Kenzie

Oct. 31	vs. Missouri (at K.C.)	W	22-8
Nov. 17	at Washburn	W	32-10
Nov. 21	WASHBURN	W	38-10
Nov. 26	at KC YMCA	W	22-4
Nov. 28	at Baker	W	18-4
Dec. 5	vs. Iowa (at K.C.)	W	14-12
Dec. 17	BAKER	W	8-0
Dec. 22	vs. Washington (Mo.) (at K.C.)	T	6-6

## A.W. SHEPARD

2 SEASONS, 1892-93  
9-6, .600



## 1892 (7-1)

Captain: John Kenzie

Oct. 15	at Denver AC	W	20-6
Oct. 20	BAKER	W	14-0
Oct. 28	WASHBURN	W	36-0
Nov. 1	*ILLINOIS	W	26-4
Nov. 5	vs. Iowa (at K.C.)	W	24-4
Nov. 12	at Nebraska	W	12-0
Nov. 19	at Baker	L	0-18
Nov. 26	vs. Missouri (at K.C.)	W	12-4

\*First game at McCook Field

## 1893 (2-5)

Captain: A.R. Champlin

Oct. 14	at Minnesota	L	6-12
Oct. 25	BAKER	L	12-14
Oct. 28	at Denver AC	L	10-24
Nov. 4	vs. Iowa (at K.C.)	W	35-24
Nov. 18	at Nebraska	W	18-0
Nov. 24	vs. Michigan (at K.C.)	L	0-22
Nov. 30	vs. Missouri (at K.C.)	L	4-12



1898 FOOTBALL TEAM

## HECTOR COWAN

3 SEASONS, 1894-96  
15-7-1, .674



## 1894 (2-3-1)

Captain: O.K. Williamson

Oct. 14	DOANE	W	22-12
Oct. 28	OTTAWA	T	6-6
Nov. 3	at Iowa	L	14-18
Nov. 11	vs. Michigan (at K.C.)	L	12-22
Nov. 22	at Nebraska	L	6-12
Nov. 31	vs. Missouri (at K.C.)	W	18-12

## 1895 (6-1)

Captain: W.H. Piatt

Sept. 21	vs. Midland (at Atchison)	W	28-0
Oct. 5	MIDLAND	W	56-0
Oct. 11	at Emporia State	W	10-0
Nov. 2	IOWA	W	52-0
Nov. 9	vs. Doane (at K.C.)	W	32-0
Nov. 16	at Nebraska	W	8-4
Nov. 28	vs. Missouri (at K.C.)	L	6-10

## 1896 (7-3)

Captain: B.D. Hamill

Sept. 27	HASKELL	W	32-0
Oct. 4	ABILENE	W	6-0
Oct. 11	EMPORIA STATE	W	26-0
Oct. 18	at Denver AC	W	8-6
Oct. 25	at Iowa	L	0-6
Nov. 1	vs. KC Medical (at K.C.)	L	0-8
Nov. 8	NEBRASKA	W	18-4
Nov. 14	DOANE	W	16-4
Nov. 26	vs. Missouri (at K.C.)	W	30-0
Nov. 28	vs. Minnesota (at K.C.)	L	0-12

## WYLIE G. WOODRUFF

2 SEASONS, 1897-98  
15-3, .833

## 1897 (8-2)

Captain: A.R. Kennedy

Oct. 6	vs. KC Medical (at K.C.)	W	22-8
Oct. 8	MIDLAND	W	40-0
Oct. 9	HASKELL	W	40-0
Oct. 16	WARRENSBURG	W	23-0
Oct. 23	at Glasco (Kan.)	W	23-0
Oct. 30	IOWA	W	56-0
Nov. 6	at St. Mary's	W	28-0
Nov. 13	at Nebraska	L	5-6
Nov. 20	vs. KC Medical (at K.C.)	L	0-2
Nov. 25	vs. Missouri (at K.C.)	W	16-0

## 1898 (7-1)

Captain: Arthur St. L. Mosse

Sept. 24	HASKELL	W	15-0
Oct. 5	vs. KC Medical (at K.C.)	W	6-0
Oct. 15	IOWA STATE	W	11-6
Oct. 22	at Warrensburg	W	33-0
Oct. 29	at Ainsworth Medical	W	40-0
Nov. 5	NEBRASKA	L	6-18
Nov. 12	KC MEDICAL	W	6-0
Nov. 24	vs. Missouri (at K.C.)	W	12-0

## FIELDING H. YOST

1 SEASON, 1899  
10-0, 1.000



## 1899 (10-0)

Captain: Hubert Avery

Sept. 30	HASKELL	W	12-0
Oct. 7	WASHBURN	W	35-0
Oct. 14	OTTAWA	W	29-6
Oct. 21	DRAKE	W	29-5
Oct. 28	HASKELL	W	18-0
Nov. 4	at Ottawa	W	29-0
Nov. 11	at Emporia State	W	35-0
Nov. 18	at Nebraska	W	36-20
Nov. 25	WASHBURN	W	23-0
Nov. 30	vs. Missouri (at K.C.)	W	34-6

## CHARLES BOYNTON

1 SEASON, 1900  
2-5-2, .333


## 1900 (2-5-2)

Captain: Charles Wilcox

Oct. 1	at Ottawa	W	6-0
Oct. 6	WASHBURN	L	0-24
Oct. 20	EMPORIA STATE	T	6-6
Oct. 27	at South Dakota	W	42-0
Nov. 3	vs. KC Medical (at K.C.)	L	15-23
Nov. 10	WASHBURN	L	0-29
Nov. 17	NEBRASKA	L	0-12
Nov. 21	at Emporia State	L	0-18
Nov. 29	vs. Missouri (at K.C.)	T	6-6

## JOHN OUTLAND

1 SEASON, 1901  
3-5-2, .400



## 1901 (3-5-2)

Captain: Julian Jenkinson

Sept. 29	OTTAWA	L	5-16
Oct. 5	EMPORIA STATE	W	36-10
Oct. 14	at Kirksville Osteop.	W	17-6
Oct. 19	at Washburn	T	0-0
Oct. 26	at Wisconsin	L	0-50
Oct. 30	at Beloit	T	0-0
Nov. 9	HASKELL	L	5-18
Nov. 16	NEBRASKA	L	5-29
Nov. 23	TEXAS	W	12-0
Nov. 28	vs. Missouri (at K.C.)	L	12-18

# YEAR-BY-YEAR

## ARTHUR CURTIS

1 SEASON, 1902  
6-4, .600




### 1902 (6-4)

Captain: W.D. Vincent

Sept. 29	FAIRMONT (Wichita)	W	6-0
Oct. 4	KANSAS STATE	W	16-0
Oct. 11	WASHBURN	W	34-0
Oct. 18	KC MEDICAL	W	13-0
Oct. 25	at Wisconsin	L	0-38
Oct. 29	at Knox College	L	0-5
Nov. 8	at Nebraska	L	0-16
Nov. 5	HASKELL	L	5-24
Nov. 20	at Emporia State	W	17-5
Nov. 27	vs. Missouri (at K.C.)	W	17-5

## HARRISON S. WEEKS

1 SEASON, 1903  
6-3, .667



### 1903 (6-3)

Captain: Alpha Brumage

Sept. 28	COLLEGE OF EMPORIA	W	32-0
Oct. 3	KANSAS STATE	W	34-0
Oct. 10	EMPORIA STATE	W	12-0
Oct. 17	at Colorado	W	12-11
Oct. 24	HASKELL	L	6-12
Oct. 31	at Washburn	L	0-5
Nov. 7	OKLAHOMA	W	17-5
Nov. 14	NEBRASKA	L	0-6
Nov. 26	vs. Missouri (at K.C.)	W	5-0

## A.R. KENNEDY

7 SEASONS, 1904-10  
52-9-4, .83



### 1904 (8-1-1)

Captain: Albert Hicks

Sept. 24	COLLEGE OF EMPORIA	W	6-0
Oct. 1	EMPORIA STATE	W	34-0
Oct. 6	HASKELL	L	6-23
Oct. 15	COLORADO	T	6-6
Oct. 21	at Oklahoma	W	16-0
Oct. 29	at Washburn	W	5-0
Nov. 5	NOTRE DAME	W	24-5
Nov. 12	vs. Washington (Mo.) (at St. Louis)	W	12-0
Nov. 19	at Kansas State	W	41-4
Nov. 24	vs. Missouri (at K.C.)	W	29-0

### 1905 (10-1)

Captain: Arthur Pooler

Sept. 23	WILLIAM JEWELL	W	23-0
Oct. 4	COLLEGE OF EMPORIA	W	45-0
Oct. 7	at Arkansas	W	6-0
Oct. 9	at Drury	W	11-0
Oct. 14	at Emporia State	W	32-0
Oct. 21	OKLAHOMA	W	34-0
Oct. 28	vs. Colorado (at Denver)	L	0-15
Nov. 4	WASHINGTON (Mo.)	W	21-0
Nov. 11	at Washburn	W	18-11
Nov. 25	KANSAS STATE	W	28-0
Nov. 30	vs. Missouri (at KC)	W	24-0

### 1906 (6-2-2)

Captain: Prentiss Donald

Sept. 22	WILLIAM JEWELL	W	18-0
Oct. 3	COLLEGE OF EMPORIA	W	25-0
Oct. 6	ST. MARY'S	W	18-0
Oct. 13	ARKANSAS	W	35-7
Oct. 20	OKLAHOMA	W	16-0
Nov. 3	at Saint Louis	L	2-34
Nov. 10	at Washburn	T	0-0
Nov. 17	*at Nebraska	W	8-6
Nov. 24	at Kansas State	L	4-6
Nov. 29	vs. Missouri (at KC)	T	0-0

\*KU's 100th victory

## MISSOURI VALLEY INTERCOLLEGIATE ATHLETIC ASSOCIATION 1907-28

### 1907 (5-3, 1-1) MVC: 3RD

Captain: Carl Rouse

Oct. 5	WILLIAM JEWELL	W	38-0
Oct. 12	ST. MARY'S	W	14-2
Oct. 19	at Oklahoma	W	15-0
Oct. 26	KANSAS STATE	W	29-10
Nov. 2	at Washburn	L	5-12
Nov. 9	NEBRASKA	L	6-16
Nov. 16	at St. Louis	L	0-17
Nov. 28	vs. *Missouri (at St. Joseph)	W	4-0

\*KU's first conference victory

### 1908 (9-0, 4-0) MVC: \*1ST

Captain: G.T. Crowell

Sept. 26	EMPORIA STATE	W	11-0
Oct. 3	ST. MARY'S	W	24-0
Oct. 10	KANSAS STATE	W	12-6
Oct. 17	OKLAHOMA	W	11-0
Oct. 24	WASHINGTON (Mo.)	W	10-0
Nov. 7	WASHBURN	W	23-0
Nov. 14	at Nebraska	W	20-5
Nov. 21	at Iowa	W	10-5
Nov. 26	vs. Missouri (at K.C.)	W	10-4

\*KU's first conference championship

### 1909 (8-1, 3-1) MVC: 2ND

Captain: Carl Pleasant

Sept. 25	EMPORIA STATE	W	55-0
Oct. 2	ST. MARY'S	W	29-0
Oct. 9	OKLAHOMA	W	11-0
Oct. 16	at Kansas State	W	5-3
Oct. 23	WASHINGTON (Mo.)	W	23-0
Oct. 30	at Washburn	W	17-0
Nov. 6	at Nebraska	W	6-0
Nov. 20	IOWA	W	20-7
Nov. 26	vs. Missouri (at K.C.)	L	6-12


### 1910 (6-1-1, 1-1-1) MVC: 5TH

Captain: Tommy Johnson

Oct. 1	OTTAWA	W	11-0
Oct. 8	ST. MARY'S	W	9-5
Oct. 15	BAKER	W	21-0
Oct. 22	at Drake	W	6-0
Oct. 29	WASHBURN	W	21-6
Nov. 5	NEBRASKA	L	0-6
Nov. 12	at Oklahoma	W	2-0
Nov. 24	vs. Missouri (at K.C.)	T	5-5

## RALPH W. SHERWIN

1 SEASON, 1911  
4-2-2, .625



### 1911 (4-2-2, 1-1-1) MVC: 3RD


Captain: Earl Ammons

Oct. 7	BAKER	T	0-0
Oct. 14	ST. MARY'S	W	47-0
Oct. 21	at Kansas State	W	6-0
Oct. 28	DRAKE	W	11-3
Nov. 4	at Washburn	W	14-6
Nov. 11	OKLAHOMA	L	0-3
Nov. 18	NEBRASKA	L	0-29
Nov. 23	*MISSOURI	T	3-3

\*First KU-MU game played on campus

## ARTHUR MOSSE

2 SEASONS, 1912-13  
9-7, .563



### 1912 (4-4, 1-2) MVC: 5TH

Captain: Howard Brownlee

Oct. 5	ST. MARY'S	W	62-0
Oct. 12	WARRENSBURG	W	27-0
Oct. 19	at Drake	L	0-6
Oct. 26	KANSAS STATE	W	19-6
Nov. 2	OKLAHOMA	L	5-6
Nov. 9	at Washburn	L	0-10
Nov. 16	at Nebraska	L	3-14
Nov. 23	*MISSOURI (HC)	W	12-3

\*KU's first homecoming game (HC)

### 1913 (5-3, 3-2) MVC: 3RD

Captain: William Weidlein

Oct. 4	WILLIAM JEWELL	W	7-0
Oct. 11	WASHINGTON (Mo.)	W	55-7
Oct. 18	DRAKE	W	11-0
Oct. 25	at Kansas State	W	26-0
Nov. 1	at Oklahoma	L	7-21
Nov. 8	WASHBURN	W	14-0
Nov. 15	NEBRASKA (HC)	L	0-9
Nov. 22	at Missouri	L	0-3



# YEAR-BY-YEAR



1914 FOOTBALL TEAM

## H.M. WHEATON

1 SEASON, 1914  
5-2-1, .688

1914 (5-2-1, 2-2) MVC: 4TH

Captain: John Detwiler

Oct. 3	WILLIAM JEWELL	W	48-2
Oct. 10	COLLEGE OF EMPORIA	W	7-0
Oct. 17	at Drake	W	32-7
Oct. 26	KANSAS STATE	W	27-0
Oct. 31	OKLAHOMA	T	16-16
Nov. 7	at Washburn	W	20-14
Nov. 14	at Nebraska	L	0-35
Nov. 21	MISSOURI	L	7-10



## HERMAN OLCOTT

3 SEASONS, 1915-17  
16-7-1, .688

1915 (6-2, 3-1) MVC: 2ND

Captain: D.S. James

Oct. 2	WILLIAM JEWELL	W	20-0
Oct. 9	EMPORIA STATE	W	21-3
Oct. 16	DRAKE	W	30-7
Oct. 23	at Kansas State	W	19-7
Oct. 30	at Oklahoma	L	14-23
Nov. 6	WASHBURN	W	41-0
Nov. 13	NEBRASKA (HC)	L	0-33
Nov. 27	at Missouri	W	8-6



1916 (4-3-1, 1-2-1) MVC: 5TH

Captain: Adrian Lindsey

Sept. 30	EMPORIA STATE	W	13-0
Oct. 7	at Illinois	L	0-30
Oct. 14	at Iowa State	L	0-13
Oct. 28	KANSAS STATE	T	0-0
Nov. 4	OKLAHOMA	W	21-13
Nov. 11	at Washburn	W	27-0
Nov. 18	*at Nebraska	W	7-3
Nov. 30	MISSOURI (HC)	L	0-13

\*Victory ended Nebraska's 34-game unbeaten string

1917 (6-2, 3-1) MVC: T-3RD

Captain: Harry Neilson

Oct. 6	at Illinois	L	0-22
Oct. 13	EMPORIA STATE	W	33-0
Oct. 20	WASHBURN	W	34-2
Oct. 27	IOWA STATE	W	7-0
Nov. 3	at Kansas State	W	9-0
Nov. 10	at Oklahoma	W	13-6
Nov. 17	NEBRASKA (HC)	L	3-13
Nov. 29	MISSOURI	W	27-3

## JAY BOND

1 SEASON, 1918  
2-2, .500

\*1918 (2-2) MVC: NO STANDINGS

Captain: Lewis Foster

Nov. 9	OKLAHOMA	L	0-33
Nov. 16	at Nebraska	L	0-20
Nov. 23	BAKER	W	20-6
Nov. 28	KANSAS STATE	W	13-7

\*Season shortened due to campus-wide influenza outbreak




## LEON MCCARTY

1 SEASON, 1919  
3-2-3, .563

1919 (3-2-3, 1-1-1) MVC: 4TH

Captain: Howard Laslett

Oct. 4	PITTSBURG STATE	W	42-0
Oct. 11	EMPORIA STATE	W	14-0
Oct. 18	at Washburn	T	0-0
Oct. 25	at Iowa State	T	0-0
Nov. 1	KANSAS STATE	W	16-3
Nov. 8	OKLAHOMA	T	0-0
Nov. 15	at Nebraska	L	7-19
Nov. 29	MISSOURI (HC)	L	6-13



COACH ALLEN AND ASSISTANTS

## FORREST C. ALLEN

1 SEASON, 1920  
5-2-1, .688

1920 (5-2-1, 3-2) MVC: T-3RD

Captain: George Nettles

Oct. 2	EMPORIA STATE	W	47-0
Oct. 9	WASHBURN	W	6-0
Oct. 16	DRAKE	W	7-3
Oct. 23	IOWA STATE	W	7-0
Oct. 30	at Kansas State	W	14-0
Nov. 6	at Oklahoma	L	9-21
Nov. 13	*NEBRASKA	T	20-20
Nov. 27	at Missouri	L	7-16

\*Last game at McCook Field



## POTSY CLARK

5 SEASONS, 1921-25  
16-17-6, .487

1921 (4-3, 3-3) MVC: 5TH

Captain: Paul Jones

Oct. 1	at Washburn	W	28-7
Oct. 15	DRAKE	L	7-15
Oct. 22	at Iowa State	W	14-7
Oct. 29	*KANSAS STATE	W	21-7
Nov. 5	at Oklahoma	L	7-24
Nov. 12	at Nebraska	L	0-28
Nov. 24	MISSOURI (HC)	W	15-9

\*First game in Memorial Stadium

1922 (3-4-1, 1-3-1) MVC: 8TH

Captain: Severt Higgins

Oct. 7	at Army	L	0-13
Oct. 14	at Drake	L	0-6
Oct. 21	WASHBURN	W	32-3
Oct. 28	at Kansas State	T	7-7
Nov. 4	OKLAHOMA	W	19-3
Nov. 11	*NEBRASKA (HC)	L	0-28
Nov. 18	COLORADO	W	39-6
Nov. 30	at Missouri	L	7-9

\*Official dedication of Memorial Stadium

1923 (5-0-3, 3-0-3) MVC: 3RD

Captain: Charles Black

Oct. 6	CREIGHTON	W	6-0
Oct. 13	OKLAHOMA STATE	W	9-0
Oct. 20	at Nebraska	T	0-0
Oct. 27	KANSAS STATE	T	0-0
Nov. 3	at Oklahoma	W	7-3
Nov. 10	*WASHINGTON (Mo.)	W	83-0
Nov. 17	DRAKE	W	17-0
Nov. 29	MISSOURI (HC)	T	3-3

\*Largest victory margin in school history

1924 (2-5-1, 2-4-1) MVC: 7TH

Captain: Harold Burt

Oct. 4	OKLAHOMA STATE	L	0-3
Oct. 11	IOWA STATE	L	10-13
Oct. 18	at Kansas State	L	0-6
Oct. 25	NEBRASKA (HC)	L	7-14
Nov. 1	at Washington (Mo.)	W	48-0
Nov. 8	at Drake	T	6-6
Nov. 15	OKLAHOMA	W	20-0
Nov. 27	at Missouri	L	0-14

1925 (2-5-1, 2-5-1) MVC: 8TH

Captain: Reginald Smith

Oct. 3	OKLAHOMA STATE	W	13-3
Oct. 10	at Iowa State	L	0-20
Oct. 17	KANSAS STATE	L	7-14
Oct. 24	at Nebraska	L	0-14
Oct. 31	DRAKE	L	0-7
Nov. 7	at Oklahoma	T	0-0
Nov. 14	at Grinnell	L	0-3
Nov. 21	MISSOURI (HC)	W	10-7



# YEAR-BY-YEAR

## FRANKLIN CAPPON

2 SEASONS, 1926-27  
5-10-1, .344



### 1926 (2-6, 1-5) MVC: 9TH

Captain: Harold Zuber

Oct. 2	WASHBURN	W	14-6
Oct. 9	at Wisconsin	L	0-13
Oct. 16	at Kansas State	L	0-27
Oct. 23	NEBRASKA (HC)	L	3-20
Oct. 30	at Drake	L	0-13
Nov. 6	GRINNELL	L	7-32
Nov. 11	OKLAHOMA	W	10-9
Nov. 20	at Missouri	L	0-15

### \*1927 (3-4-1, 3-3-1) MVC: 5TH

Captain: Barrett Hamilton

Oct. 1	at Grinnell	W	19-0
Oct. 8	WISCONSIN	L	6-26
Oct. 15	KANSAS STATE	L	2-13
Oct. 22	WASHINGTON (Mo.)	T	21-21
Oct. 29	DRAKE	W	7-6
Nov. 5	at Nebraska	L	13-47
Nov. 12	at Oklahoma	L	7-26
Nov. 19	MISSOURI (HC)	W	14-7

\*Memorial Stadium capacity increased to 35,000 (North Bowl)

## BILL HARGISS

5 SEASONS, 1928-32  
22-18-2, .538



### 1928 (2-4-2, 1-3-1) MVC: 5TH

Captain: Harold Hauser

Oct. 6	GRINNELL	W	14-0
Oct. 13	at Washington (Mo.)	T	7-7
Oct. 20	at Kansas State	W	7-0
Oct. 27	IOWA STATE	T	0-0
Nov. 3	NEBRASKA (HC)	L	0-20
Nov. 10	at Marquette	L	0-7
Nov. 17	OKLAHOMA	L	0-7
Nov. 24	at Missouri	L	6-25

## BIG SIX CONFERENCE 1929-47

### 1929 (4-4, 2-3) BIG SIX: 5TH

Captain: Steward Lyman

Oct. 5	at Illinois	L	0-25
Oct. 12	EMPORIA STATE	W	38-0
Oct. 19	KANSAS STATE	L	0-6
Oct. 26	at Iowa State	W	33-0
Nov. 2	at Nebraska	L	6-12
Nov. 9	at Oklahoma	W	7-0
Nov. 16	WASHINGTON (Mo.)	W	13-0
Nov. 23	MISSOURI (HC)	L	0-7

### 1930 (6-2, 4-1) BIG SIX: 1ST

Captain: Charles Smoot

Oct. 4	*at Creighton (Nt.)	W	26-0
Oct. 10	at Haskell (Nt.)	W	33-7
Oct. 18	at Kansas State	W	14-0
Oct. 25	IOWA STATE	W	20-6
Nov. 1	at Pennsylvania	L	6-21
Nov. 8	NEBRASKA (HC)	L	0-16
Nov. 15	OKLAHOMA	W	13-0
Nov. 22	at Missouri	W	22-0

\*First night game in school history

### 1931 (5-5, 1-3) BIG SIX: 4TH

Captain: Otto Rost

Sept. 26	COLORADO STATE	W	27-6
Oct. 2	*HASKELL (Nt.)	L	0-6
Oct. 10	JAMES MILLIKEN	W	30-0
Oct. 17	KANSAS STATE	L	0-13
Oct. 24	at Nebraska	L	0-6
Oct. 31	OKLAHOMA STATE	L	7-13
Nov. 7	at Oklahoma	L	0-10
Nov. 14	at Washington (Mo.)	W	28-0
Nov. 21	MISSOURI (HC)	W	14-0
Dec. 5	at Washburn	W	6-0

\*First night game at Memorial Stadium

### 1932 (5-3, 3-2) BIG SIX: T-2ND


Coaches: Bill Hargiss, \*Ad Lindsey

Sept. 30	at Denver (Nt.)	W	13-12
Oct. 8	OKLAHOMA	L	6-21
*Oct. 15	at Iowa State	W	26-0
*Oct. 22	NEBRASKA (HC)	L	6-20
*Oct. 28	at Saint Louis (Nt.)	W	6-0
*Nov. 5	NOTRE DAME	L	6-24
*Nov. 12	at Missouri	W	7-0
*Nov. 19	at Kansas State	W	19-0

\*Ad Lindsey became head coach with Iowa State game

## AD LINDSEY

6 SEASONS, 1933-38  
23-30-8, .443



### 1933 (5-4-1, 2-3) BIG SIX: 4TH

Captain: Ormand Beach

Sept. 23	WARRENSBURG	W	34-0
Sept. 30	at Creighton (Nt.)	W	14-0
Oct. 7	at Notre Dame	T	0-0
Oct. 21	at Tulsa	L	0-7
Oct. 28	KANSAS STATE	L	0-6
Nov. 4	at Oklahoma	L	0-20
Nov. 11	at Nebraska	L	0-12
Nov. 18	IOWA STATE	W	20-6
Nov. 30	MISSOURI (HC)	W	27-0
Dec. 2	at George Washington	W	7-0

### 1934 (3-4-3, 1-2-2) BIG SIX: 4TH

Captain: Ole Nesmith

Sept. 29	COLORADO	T	0-0
Oct. 6	at Tulsa	L	0-7
Oct. 13	ST. BENEDICT'S	W	34-12
Oct. 20	at Kansas State	L	0-13
Oct. 27	OKLAHOMA	T	7-7
Nov. 3	at Iowa State	T	0-0
Nov. 10	at Washington (Mo.)	W	13-0
Nov. 17	NEBRASKA	L	0-3
Nov. 24	MICHIGAN STATE	L	0-6
Nov. 29	at Missouri	W	20-0

### 1935 (4-4-1, 2-2-1) BIG SIX: 3RD

Captain: John Peterson

Sept. 28	at Notre Dame	L	7-28
Oct. 5	ST. BENEDICT'S	W	42-0
Oct. 12	at Michigan State	L	0-42
Oct. 26	KANSAS STATE	W	9-2
Nov. 2	at Oklahoma	W	7-0
Nov. 9	at Nebraska	L	13-19
Nov. 16	at Colorado	W	12-6
Nov. 23	IOWA STATE	L	12-21
Nov. 28	MISSOURI (HC)	T	0-0

### 1936 (1-6-1, 0-5) BIG SIX: 6TH

Captain: Wade Green

Oct. 3	WASHBURN	W	19-6
Oct. 10	at Iowa State	L	7-21
Oct. 17	OKLAHOMA	L	0-14
Oct. 24	at Kansas State	L	6-26
Oct. 31	ARIZONA	T	0-0
Nov. 7	NEBRASKA (8) (HC)	L	0-26
Nov. 14	MICHIGAN STATE	L	0-41
Nov. 26	at Missouri	L	3-19

### 1937 (3-4-2, 2-1-2) BIG SIX: 3RD

Captain: George Stapleton

Oct. 1	at Washburn (Nt.)	W	25-2
Oct. 9	at Wichita	L	7-18
Oct. 16	IOWA STATE	W	14-6
Oct. 23	at Oklahoma	W	6-3
Oct. 30	at Michigan State	L	0-16
Nov. 6	at Nebraska (6)	T	13-13
Nov. 13	KANSAS STATE	L	0-7
Nov. 20	at Arizona	L	7-9
Nov. 25	MISSOURI (HC)	T	0-0

### 1938 (3-6, 1-4) BIG SIX: 6TH

Captain: Dave Shirk

Sept. 24	TEXAS	W	19-18
Oct. 1	at Notre Dame	L	0-52
Oct. 8	WASHBURN	W	58-14
Oct. 15	OKLAHOMA	L	0-19
Oct. 22	at Iowa State	L	7-21
Oct. 29	at Kansas State	W	27-7
Nov. 5	NEBRASKA (HC)	L	7-16
Nov. 12	at George Washington	L	7-9
Nov. 25	at Missouri	L	7-13

## GWINN HENRY

4 SEASONS, 1939-42  
9-27, .252



### 1939 (2-6, 1-4) BIG SIX: T-4TH

Captain: Milt Sullivan

Sept. 29	at Drake (Nt.)	L	6-12
Oct. 7	IOWA STATE	W	14-0
Oct. 14	at Colorado State	W	7-0
Oct. 21	at Oklahoma (3)	L	7-27
Nov. 3	KANSAS STATE	L	6-27
Nov. 11	at Nebraska	L	0-7
Nov. 18	GEORGE WASHINGTON	L	7-14
Nov. 25	MISSOURI (10) (HC)	L	0-20

# YEAR-BY-YEAR

## 1940 (2-7, 0-5) BIG SIX: 6TH

Captain: Don Pierce

Oct. 5	at Iowa State	L	0-7
Oct. 12	DRAKE	W	20-6
Oct. 19	NEBRASKA	L	2-53
Oct. 26	at Kansas State	L	0-20
Nov. 1	at Villanova (Nt.)	L	7-33
Nov. 9	OKLAHOMA (HC)	L	0-13
Nov. 16	at George Washington	L	0-6
Nov. 21	at Missouri	L	20-45
Nov. 28	COLORADO STATE	W	26-0

## 1941 (3-6, 2-3) BIG SIX: 4TH

Captain: Hub Ulrich

Sept. 26	at Temple (Nt.)	L	9-31
Oct. 4	WASHINGTON (Mo.)	W	19-6
Oct. 11	at Nebraska	L	0-32
Oct. 18	at Marquette (Nt.)	L	7-33
Oct. 25	IOWA STATE	W	13-0
Nov. 1	at Oklahoma	L	0-38
Nov. 8	at West Virginia	L	0-21
Nov. 15	KANSAS STATE	W	20-16
Nov. 22	MISSOURI (18) (HC)	L	6-45

## 1942 (2-8, 1-4) BIG SIX: T-5TH


Captain: None elected

Sept. 19	IOWA NAVY PRE-FLIGHT	L	0-61
Sept. 26	MARQUETTE	L	0-14
Oct. 2	at Denver (Nt.)	L	0-17
Oct. 10	at TCU	L	6-41
Oct. 17	OKLAHOMA	L	0-25
Oct. 24	at Kansas State	W	19-7
Oct. 31	NEBRASKA (HC)	L	7-14
Nov. 7	WASHINGTON (Mo.)	W	19-7
Nov. 14	at Iowa State	L	13-20
Nov. 26	at Missouri	L	13-42

## HENRY SHENK

3 SEASONS, 1943-45

11-16-3, .417



## 1943 (4-5-1, 2-3) BIG SIX: T-4TH

Captain: George Dick

Sept. 24	at Washburn (Nt.)	T	0-0
Oct. 1	at Denver (Nt.)	L	6-19
Oct. 9	IOWA STATE	L	6-13
Oct. 16	WASHBURN	W	13-0
Oct. 23	at Nebraska	L	6-7
Oct. 30	KANSAS STATE	W	25-2
Nov. 6	at Oklahoma	L	13-26
Nov. 13	WARRENSBURG	W	13-12
Nov. 20	MISSOURI (HC)	W	7-6
Nov. 25	at Ft. Riley	L	7-22

## 1944 (3-6-1, 1-4) BIG SIX: T-5TH

Captain: Warren Riegler

Sept. 15	WASHBURN (Nt.)	W	47-0
Sept. 23	vs. TCU (Nt.) (at K.C.)	L	0-7
Sept. 29	at Denver (Nt.)	T	14-14
Oct. 7	at Tulsa (Nt.)	L	0-27
Oct. 14	at Iowa State	L	0-25
Oct. 21	NEBRASKA (HC)	W	20-0
Nov. 4	OLATHE NAVY	W	33-14
Nov. 11	at Kansas State	L	14-18
Nov. 18	OKLAHOMA	L	0-20
Nov. 23	MISSOURI	L	0-28

## 1945 (4-5-1, 1-3-1) BIG SIX: 5TH

Captain: Dave Schmidt

Sept. 22	vs. TCU (Nt.) (at K.C.)	L	0-18
Sept. 28	at Denver (Nt.)	W	20-19
Oct. 6	*IOWA STATE	T	13-13
Oct. 12	WASHBURN (Nt.)	W	34-0
Oct. 20	at Oklahoma	L	7-39
Oct. 27	at Wichita	W	13-0
Nov. 3	at Nebraska	L	13-27
Nov. 10	at Marquette	L	0-26
Nov. 17	KANSAS STATE (HC)	W	27-0
Nov. 24	MISSOURI (16)	L	12-33

\*100th game in Memorial Stadium

## GEORGE SAUER

2 SEASONS, 1946-47

15-3-3, .786



## 1946 (7-2-1, 4-1) BIG SIX: T-1ST

Captain: Ray Evans

Sept. 21	TCU (Nt.) (at K.C.)	T	0-0
Sept. 27	at Denver (Nt.)	W	21-13
Oct. 5	WICHITA	W	14-7
Oct. 12	at Iowa State	W	24-8
Oct. 19	NEBRASKA (HC)	L	14-16
Oct. 26	at Tulsa	L	0-56
Nov. 2	OKLAHOMA STATE	W	14-13
Nov. 9	OKLAHOMA (16)	W	16-13
Nov. 16	at Kansas State	W	34-0
Nov. 28	at Missouri	W	20-19

## 1947 (8-1-2, 4-0-1) BIG SIX: T-1ST

Captains: Otto Schnellbacher, Don Fambrough

Final Ranking: 12th (AP)

Sept. 20	vs. TCU (Nt.) (at K.C.)	T	0-0
Sept. 26	at Denver (Nt.)	W	9-0
Oct. 4	IOWA STATE	W	27-7
Oct. 11	SOUTH DAKOTA STATE	W	86-6
Oct. 18	at Oklahoma	T	13-13
Nov. 1	*KANSAS STATE	W	55-0
Nov. 8	at Nebraska	W	13-7
Nov. 15	at Oklahoma State	W	13-7
Nov. 22	(17) MISSOURI (HC)	W	20-14
Nov. 29	(13) at Arizona (Nt.)	W	54-28
Jan. 1	#(13) vs. Georgia Tech (10) (Orange Bowl at Miami, Fla.)	L	14-20

\*Largest conference victory in school history

#First bowl game

## J.V. SIKES

6 SEASONS, 1948-53

35-25, .583



## BIG SEVEN CONFERENCE

1948-56

## 1948 (7-3, 4-2) BIG SEVEN: 3RD

Captains: Hugh Johnson, Frank Pattee

Sept. 18	TCU	L	13-14	26,000
Sept. 24	at Denver (Nt.)	W	40-0	25,070
Oct. 2	#COLORADO	W	40-7	21,000
Oct. 9	*at Iowa State	W	20-7	11,959
Oct. 15	at George Washington (Nt.)	W	12-0	13,814
Oct. 23	NEBRASKA (HC)	W	27-7	36,500
Oct. 30	OKLAHOMA STATE	W	13-7	23,957
Nov. 13	at Kansas State	W	20-14	18,000
Nov. 20	OKLAHOMA (8)	L	7-60	39,000
Nov. 25	at Missouri	L	7-21	32,000

#First Big Seven Conference game

\*500th game in school history

## 1949 (5-5, 2-4) BIG SEVEN: 5TH

Captains: Forrest Griffith, Dick Tomlinson

Sept. 17	TCU	L	0-28	32,000
Sept. 24	at Colorado	L	12-13	22,095
Oct. 1	IOWA STATE	L	6-19	20,000
Oct. 8	GEORGE WASHINGTON	W	21-14	18,000
Oct. 15	at Oklahoma	L	26-48	37,000
Oct. 22	at Oklahoma State	W	55-14	26,000
Oct. 29	KANSAS STATE	W	38-0	33,500
Nov. 5	at Nebraska	W	27-13	36,500
Nov. 19	MISSOURI (HC)	L	28-34	40,500
Nov. 26	at Arizona (Nt.)	W	46-0	14,105

## 1950 (6-4, 3-3) BIG SEVEN: 4TH

Captains: John Amberg, Mike McCormack

Sept. 23	TCU	L	7-14	32,000
Sept. 29	at Denver (Nt.)	W	16-6	14,218
Oct. 7	COLORADO	W	27-21	24,000
Oct. 14	at Iowa State	W	33-21	17,392
Oct. 21	OKLAHOMA STATE	W	40-7	22,500
Oct. 28	NEBRASKA (HC)	L	26-33	39,000
Nov. 4	at Utah	W	39-26	13,000
Nov. 11	(19) OKLAHOMA (3)	L	13-33	39,000
Nov. 18	at Kansas State	W	47-7	18,000
Nov. 23	at Missouri	L	6-20	18,000

## 1951 (8-2, 4-2) BIG SEVEN: 3RD

Captains: Bill Schaake, Aubrey Linville

Final Ranking: 20th (UPI)

Sept. 22	at TCU (Nt.)	W	27-13	28,000
Sept. 29	IOWA STATE	W	53-33	25,000
Oct. 6	(20) at Colorado	L	27-35	29,367
Oct. 13	UTAH	W	26-7	20,000
Oct. 20	at Oklahoma	L	21-33	50,000
Oct. 27	KANSAS STATE	W	33-14	20,000
Nov. 3	at Nebraska	W	27-7	34,000
Nov. 10	LOYOLA (Calif.)	W	34-26	18,000
Nov. 17	at Oklahoma State	W	27-12	17,000
Dec. 1	MISSOURI (HC)	W	41-28	35,000



# YEAR-BY-YEAR

## 1952 (7-3, 3-3) BIG SEVEN: 5TH

Captains: Charlie Hoag, Oliver Spencer

Sept. 20	*(17) TCU	W	13-0	25,000
Sept. 27	(17) SANTA CLARA	W	21-9	22,000
Oct. 4	(9) COLORADO	W	21-12	---
Oct. 11	(9) at Iowa State	W	43-0	10,101
Oct. 18	(8) OKLAHOMA (6)	L	20-42	40,000
Oct. 25	(15) at SMU	W	26-0	33,000
Nov. 1	(9) at Kansas State	W	26-6	16,500
Nov. 8	(7) NEBRASKA (HC)	L	13-14	33,500
Nov. 15	(19) OKLAHOMA STATE	W	12-7	20,000
Nov. 22	(18) at Missouri	L	19-20	26,000

\*First nationally televised game (NBC)

## 1953 (2-8, 2-4) BIG SEVEN: T-4TH


Captains: Morris Kay, Bob Hantla

Sept. 19	at TCU (Nt.)	L	0-13	26,000
Sept. 25	at UCLA (4) (Nt.)	L	7-19	43,000
Oct. 3	IOWA STATE	W	23-0	20,000
Oct. 10	at Colorado	W	27-21	24,300
Oct. 17	at Oklahoma	L	0-45	42,500
Oct. 24	SMU	L	6-14	29,000
Oct. 31	at Nebraska	L	0-9	33,000
Nov. 7	KANSAS STATE	L	0-7	25,000
Nov. 14	OKLAHOMA STATE	L	14-41	17,000
Nov. 21	MISSOURI (HC)	L	6-10	34,000

## CHUCK MATHER

4 SEASONS, 1954-57

11-26-3, .313



## 1954 (0-10, 0-6) BIG SEVEN: 7TH

Captain: Bud Bixler

Sept. 18	TCU	L	6-27	---
Sept. 25	UCLA (8)	L	7-32	22,000
Oct. 2	COLORADO	L	0-27	24,000
Oct. 9	at Iowa State	L	6-33	10,000
Oct. 16	OKLAHOMA (1)	L	0-65	29,000
Oct. 23	at SMU	L	18-36	20,000
Oct. 30	at Kansas State	L	6-28	21,000
Nov. 6	NEBRASKA (20)	L	20-41	10,000
Nov. 13	at Oklahoma State	L	12-47	10,000
Nov. 20	MISSOURI (HC)	L	18-41	29,000

## 1955 (3-6-1, 1-4-1) BIG SEVEN: T-5TH

Captains: Ralph Moody, Dick Reich

Sept. 17	at TCU (Nt.)	L	14-47	25,000
Sept. 24	WASHINGTON STATE	W	13-0	19,000
Oct. 1	at Colorado	L	0-12	22,500
Oct. 8	IOWA STATE	T	7-7	20,000
Oct. 15	at Oklahoma (3)	L	6-44	43,000
Oct. 22	SMU	L	14-33	20,000
Oct. 29	at Nebraska	L	14-19	31,000
Nov. 5	KANSAS STATE	L	0-46	26,000
Nov. 12	OKLAHOMA STATE	W	12-7	12,000
Nov. 19	MISSOURI (HC)	W	13-7	30,000

## 1956 (3-6-1, 2-4) BIG SEVEN: T-5TH

Captain: Galen Wahlmeier

Sept. 22	TCU	L	0-32	28,000
Sept. 29	COLLEGE OF PACIFIC	T	27-27	17,000
Oct. 6	COLORADO	L	25-26	20,000
Oct. 13	at Iowa State	W	25-14	10,000
Oct. 20	OKLAHOMA (1)	L	12-34	31,000
Oct. 26	at Oklahoma State	W	21-13	14,000
Nov. 3	at Kansas State	W	20-15	19,000
Nov. 10	NEBRASKA (HC)	L	20-26	28,000
Nov. 17	at UCLA	L	0-13	21,913
Dec. 1	at Missouri	L	13-15	28,002

## BIG EIGHT CONFERENCE

1957-95

### 1957 (5-4-1, 4-2) BIG EIGHT: 2ND

Captains: Lynn McCarthy, Wally Strauch, Bob Kraus

Sept. 21	at TCU (Nt.)	T	13-13	---
Sept. 28	OREGON STATE (9)	L	6-34	28,000
Oct. 5	at Colorado	W	35-34	34,000
Oct. 12	IOWA STATE	L	6-21	21,000
Oct. 19	at Oklahoma (2)	L	0-47	50,000
Oct. 25	at Miami (Fla.) (Nt.)	L	6-48	33,280
Nov. 2	at Nebraska	W	14-12	30,000
Nov. 9	KANSAS STATE	W	13-7	26,000
Nov. 16	OKLAHOMA STATE	W	13-7	12,000
Nov. 23	MISSOURI (HC)	W	9-7	32,500

## JACK MITCHELL

9 SEASONS, 1958-66

44-42-5, .511



### 1958 (4-5-1, 3-2-1) BIG EIGHT: 4TH

Captains: Homer Floyd, Bob Marshall

Sept. 20	TCU (8)	L	0-42	20,000
Sept. 27	vs. Oregon St. (Nt.) (Portland, Ore.)	L	0-12	28,115
Oct. 4	COLORADO	L	0-31	22,000
Oct. 11	at Iowa State	W	7-0	17,082
Oct. 18	OKLAHOMA (11)	L	0-43	30,000
Oct. 25	TULANE	W	14-9	17,000
Nov. 1	at Kansas State	W	21-12	19,000
Nov. 8	NEBRASKA (HC)	W	29-7	23,000
Nov. 15	at Oklahoma State	L	3-6	15,000
Nov. 22	at Missouri	T	13-13	32,000

### 1959 (5-5, 3-3) BIG EIGHT: T-3RD

Captains: John Peppercorn, Ken Fitch

Sept. 19	at TCU (7) (Nt.)	L	7-14	25,000
Sept. 26	at Syracuse	L	21-35	25,000
Oct. 3	BOSTON	W	28-7	20,000
Oct. 10	at Nebraska	W	10-3	30,000
Oct. 17	KANSAS STATE	W	33-14	27,000
Oct. 24	at Oklahoma (18)	L	6-7	51,013
Oct. 31	IOWA STATE	W	7-0	25,000
Nov. 7	at Colorado	L	14-27	26,000
Nov. 14	OKLAHOMA STATE	W	28-14	15,000
Nov. 21	MISSOURI (HC)	L	9-13	40,000

### \*1960 (7-2-1, 4-2-1) BIG EIGHT: T-3RD

Captain: Doyle Schick

Final Ranking: 11th (AP), T-9th (UPI)

Sept. 17	TCU	W	21-7	32,000
Sept. 24	(7) at Kansas State	W	41-0	18,000
Oct. 1	(5) SYRACUSE (2)	L	7-14	40,000
Oct. 8	(10) at Iowa State	W	28-14	16,277
Oct. 15	(9) OKLAHOMA	T	13-13	40,000
Oct. 22	(15) at Oklahoma State	W	14-7	30,000
Oct. 29	(19) at Iowa (1)	L	7-21	47,000
Nov. 5	(10) NEBRASKA	W	31-0	28,000
Nov. 12	(10) COLORADO (HC)	W*	34-6	33,000
Nov. 19	(11) at Missouri (1)	W*	23-7	43,000

\*Later ordered to forfeit victories over Colorado and Missouri because of ineligible player

## 1961 (7-3-1, 5-2) BIG EIGHT: 3RD

Captains: Curtis McClinton, John Hadl, Stan Kirschman

Final Ranking: 15th (UPI)

Sept. 23	(8) at TCU (Nt.)	L	16-17	27,000
Sept. 30	WYOMING	T	6-6	33,000
Oct. 7	at Colorado	L	19-20	42,700
Oct. 14	IOWA STATE	W	21-7	33,500
Oct. 21	at Oklahoma	W	10-0	57,000
Oct. 28	OKLAHOMA STATE	W	42-8	25,000
Nov. 4	at Nebraska	W	28-6	33,000
Nov. 11	KANSAS STATE (HC)	W	34-0	34,000
Nov. 18	at California	W	53-7	30,000
Nov. 25	(10) MISSOURI	L	7-10	40,500
Dec. 17	*vs. Rice	W	33-7	52,000

(Bluebonnet Bowl at Houston, Texas)

\*First bowl victory

## 1962 (6-3-1, 4-2-1) BIG EIGHT: 4TH

Captains: Rodger McFarland, Ken Tiger

Sept. 22	TCU	L	3-6	35,000
Sept. 29	at Boston (Nt.)	W	14-0	11,000
Oct. 6	COLORADO	W	35-8	32,000
Oct. 13	at Iowa State	W	29-8	22,000
Oct. 20	OKLAHOMA	L	7-13	38,000
Oct. 27	at Oklahoma State	W	36-17	18,000
Nov. 3	at Kansas State	W	38-0	16,000
Nov. 10	NEBRASKA (HC)	L	16-40	38,000
Nov. 17	CALIFORNIA	W	33-21	32,000
Nov. 24	at Missouri	T	3-3	46,000

## 1963 (5-5, 3-4) BIG EIGHT: T-4TH

Captains: Ken Coleman, Pete Quatrochi

Sept. 21	at TCU (Nt.)	L	6-10	26,000
Sept. 28	SYRACUSE	W	10-0	35,000
Oct. 5	at Wyoming	W	25-21	18,121
Oct. 12	IOWA STATE	L	14-17	34,000
Oct. 19	at Oklahoma (6)	L	18-21	61,826
Oct. 26	OKLAHOMA STATE	W	41-7	35,000
Nov. 2	KANSAS STATE (HC)	W	34-0	30,000
Nov. 9	#at Nebraska	L	9-23	39,844
Nov. 16	at Colorado	W	43-14	21,000
Nov. 30	MISSOURI	L	7-9	45,000

Memorial Stadium capacity increased to 44,900;

#Gale Sayers sets NCAA record with 99-yard run

## 1964 (6-4, 5-2) BIG EIGHT: 3RD

Captains: Gary Duff, Gale Sayers

Sept. 19	TCU	W	7-3	38,000
Sept. 26	at Syracuse	L	6-38	38,000
Oct. 3	WYOMING	L	14-17	38,000
Oct. 10	at Iowa State	W	42-6	20,000
Oct. 17	OKLAHOMA	W	15-14	44,000
Oct. 24	at Oklahoma State	W	14-13	36,500
Oct. 31	at Kansas State	W	7-0	21,300
Nov. 7	NEBRASKA (6) (HC)	L	7-14	45,000
Nov. 14	COLORADO	W	10-7	37,000
Nov. 21	at Missouri	L	14-34	50,000

## 1965 (2-8, 2-5) BIG EIGHT: 7TH

Captains: Greg Roth, Mike Shinn

Sept. 18	at Texas Tech	L	7-26	35,300
Sept. 25	ARIZONA	L	15-23	35,000
Oct. 2	at California	L	0-17	32,000
Oct. 9	IOWA STATE	L	7-21	38,500
Oct. 16	at Oklahoma	L	7-21	45,000
Oct. 23	OKLAHOMA STATE	W	9-0	34,000
Oct. 30	#KANSAS STATE	W	34-0	36,900
Nov. 6	at Nebraska	L	6-42	53,910
Nov. 13	at Colorado	L	14-21	21,200
Nov. 20	MISSOURI	L	20-44	44,000

Memorial Stadium capacity increased to 51,000;

#200th game in Memorial Stadium

# YEAR-BY-YEAR

## 1966 (2-7-1, 0-6-1) BIG EIGHT: 8TH

Captains: Jerry Barnett, Bill Wohlford

Sept. 17	TEXAS TECH	L	7-23	28,165
Sept. 24	at Arizona (Nt.)	W	35-13	33,147
Oct. 1	at Minnesota	W	16-14	43,147
Oct. 8	at Iowa State	L	7-24	23,015
Oct. 15	OKLAHOMA	L	0-35	37,252
Oct. 22	at Oklahoma State	L	7-10	22,148
Oct. 29	at Kansas State	T	3-3	17,985
Nov. 5	NEBRASKA (6) (HC)	L	13-24	40,881
Nov. 12	COLORADO (16)	L	18-35	36,158
Nov. 19	at Missouri	L	0-7	52,279

## PEPPER RODGERS

4 SEASONS, 1967-70  
20-22, .476



## 1967 (5-5, 5-2) BIG EIGHT: T-2ND

Captain: Mike Sweatman

Sept. 23	at Stanford	L	20-21	21,824
Sept. 30	at Indiana	L	15-18	31,804
Oct. 7	OHIO	L	15-30	31,124
Oct. 14	NEBRASKA (8)	W	10-0	36,896
Oct. 21	at Oklahoma State	W	26-15	32,619
Oct. 28	IOWA STATE	W	28-14	36,131
Nov. 4	KANSAS STATE (HC)	W	17-16	42,435
Nov. 11	at Colorado	L	8-12	38,581
Nov. 18	at Oklahoma (7)	L	10-14	57,649
Nov. 25	MISSOURI	W	17-6	42,956

## 1968 (9-2, 6-1) BIG EIGHT: T-1ST

Captain: John Zook

Final Ranking: 7th (AP), 6th (UPI)

Sept. 21	(12) at Illinois	W	47-7	46,359
Sept. 28	(12) INDIANA	W	38-20	38,470
Oct. 5	(8) NEW MEXICO	W	68-7	41,630
Oct. 12	(6) at Nebraska (9)	W	23-13	67,119
Oct. 19	(4) OKLAHOMA STATE	W	49-19	35,621
Oct. 26	(3) at Iowa State	W	46-25	26,256
Nov. 2	(3) COLORADO (HC)	W	27-14	43,442
Nov. 9	(3) OKLAHOMA	L	23-27	50,658
Nov. 16	(7) at Kansas State	W	38-29	35,937
Nov. 23	(7) MISSOURI (13)	W	21-19	61,013
Jan. 1	(6) vs. Penn State (3) (Nt.)	L	14-15	77,719
(Orange Bowl at Miami, Fla.)				

## 1969 (1-9, 0-7) BIG EIGHT: 8TH

Captain: Emery Hicks

Sept. 20	at Texas Tech (Nt.)	L	22-28	43,201
Sept. 27	SYRACUSE	W	13-0	42,230
Oct. 4	at New Mexico (Nt.)	L	7-16	13,338
Oct. 11	KANSAS STATE	L	22-26	48,285
Oct. 18	at Nebraska	L	17-21	63,223
Oct. 25	at Iowa State	L	20-44	25,806
Nov. 1	OKLAHOMA STATE	L	25-28	33,927
Nov. 8	COLORADO (HC)	L	14-17	37,893
Nov. 15	at Oklahoma	L	15-31	54,752
Nov. 22	MISSOURI (7)	L	21-69	48,474

## 1970 (5-6, 2-5) BIG EIGHT: 6TH

Captain: Larry Brown

Sept. 12	*WASHINGTON STATE	W	48-31	31,971
Sept. 19	TEXAS TECH	L	0-23	36,355
Sept. 26	at Syracuse	W	31-14	20,643
Oct. 3	NEW MEXICO	W	4-23	39,094
Oct. 10	at Kansas State	W	21-15	41,070
Oct. 17	NEBRASKA (5)	L	20-41	46,500
Oct. 24	IOWA STATE (HC)	W	24-10	35,837
Oct. 31	at Oklahoma State	L	7-19	33,488
Nov. 7	at Colorado	L	29-45	38,445
Nov. 14	OKLAHOMA	L	24-28	36,820
Nov. 21	at Missouri	L	17-28	57,521

\*KU's first home game on artificial turf

## DON FAMBROUGH

8 SEASONS

1971-74: 19-25-1, .433

1979-82: 17-24-4, .422

Total: 36-49-5, .428



## 1971 (4-7, 2-5) BIG EIGHT: T-6TH

Captains: Kenny Page, Bob Childs

Sept. 11	WASHINGTON STATE	W	34-0	33,195
Sept. 18	BAYLOR	W	22-0	36,362
Sept. 25	at Florida State (Nt.)	L	7-30	34,784
Oct. 2	at Minnesota	L	20-38	29,093
Oct. 9	KANSAS STATE (HC)	W	39-13	51,151
Oct. 16	at Nebraska (1)	L	0-55	65,542
Oct. 23	at Iowa State	L	24-40	31,459
Oct. 30	OKLAHOMA STATE	L	10-17	38,813
Nov. 6	COLORADO (13)	L	14-35	35,299
Nov. 13	at Oklahoma (2)	L	10-56	54,347
Nov. 20	MISSOURI	W	7-2	43,644

## 1972 (4-7, 3-4) BIG EIGHT: 6TH

Captains: Don Perkins, Pat Ryan

Sept. 9	WASHINGTON STATE	L	17-18	31,370
Sept. 23	WYOMING	W	52-14	40,108
Sept. 30	FLORIDA STATE (16)	L	22-44	36,626
Oct. 7	at Minnesota	W	38-34	31,505
Oct. 14	at Kansas State	L	19-20	39,947
Oct. 21	NEBRASKA (5)	L	0-56	50,523
Oct. 28	IOWA STATE (15) (HC)	L	8-34	33,710
Nov. 4	at Oklahoma State	W	13-10	31,164
Nov. 11	at Colorado (16)	L	8-33	50,151
Nov. 18	OKLAHOMA (4)	L	7-31	37,356
Nov. 25	at Missouri	W	28-17	44,428

## 1973 (7-4-1, 4-2-1) BIG EIGHT: T-2ND

Captains: Don Goode, John Bryant

Final Ranking: 18th (AP), T-15th (UPI)

Sept. 15	WASHINGTON STATE	W	29-8	39,687
Sept. 22	at Florida State	W	28-0	19,934
Sept. 29	MINNESOTA	W	34-19	30,205
Oct. 6	at Tennessee (9)	L	27-28	42,842
Oct. 13	(19) KANSAS STATE (HC)	W	25-18	51,574
Oct. 20	(18) at Nebraska (11)	L	9-10	76,322
Oct. 27	(17) at Iowa State	W	22-20	33,440
Nov. 3	(18) OKLAHOMA STATE	T	10-10	37,226
Nov. 10	(18) COLORADO	W	17-15	31,717
Nov. 17	(20) at Oklahoma (3)	L	20-48	64,122
Nov. 24	(17) MISSOURI (19)	W	14-13	44,062
Dec. 17	(19) vs. NC State (16) (Nt.)	L	18-31	50,011
(Liberty Bowl at Memphis, Tenn.)				


## 1974 (4-7, 1-6) BIG EIGHT: 8TH

Captains: Robert Miller, Steve Towle

Sept. 14	at Washington State (Nt.)	W	14-7	30,142
Sept. 21	at Tennessee (17) (Nt.)	L	3-17	72,178
Sept. 28	FLORIDA STATE	W	40-9	33,664
Oct. 5	TEXAS A&M (5)	W	28-10	32,953
Oct. 12	(19) at Kansas State	W	20-13	44,899
Oct. 19	(13) NEBRASKA (12)	L	0-56	50,523
Oct. 26	IOWA STATE (HC)	L	6-22	31,134
Nov. 2	at Oklahoma State	L	13-24	42,490
Nov. 9	at Colorado	L	16-17	47,701
Nov. 16	OKLAHOMA (1)	L	14-45	43,974
Nov. 23	at Missouri	L	3-27	55,159

## BUD MOORE

4 SEASONS, 1975-78  
17-27-1, .389



## 1975 (7-5, 4-3) BIG EIGHT: 4TH

Captains: Rick Kovatch, John Morgan, Steve Taylor

Sept. 13	WASHINGTON STATE	L	14-18	33,378
Sept. 20	at Kentucky	W	14-10	56,467
Sept. 27	OREGON STATE	W	20-0	38,716
Oct. 4	at Wisconsin	W	41-7	74,160
Oct. 11	at Nebraska (4)	L	0-16	74,426
Oct. 18	at Iowa State	W	21-10	41,853
Oct. 25	OKLAHOMA STATE (HC)	L	19-35	35,727
Nov. 1	KANSAS STATE	W	28-0	50,538
Nov. 8	at Oklahoma (12)	W	23-3	70,922
Nov. 15	(17) COLORADO (10)	L	21-24	30,888
Nov. 22	MISSOURI (18)	W	42-24	46,851
Dec. 26	(19) vs. Pittsburgh	L	19-33	30,272
(Sun Bowl at El Paso, Texas)				

## 1976 (6-5, 2-5) BIG EIGHT: 8TH

Captains: Nolan Cromwell, Chris Golub

Sept. 4	(19) at Oregon State (Nt.)	W	28-16	29,952
Sept. 11	WASHINGTON STATE	W	35-16	31,121
Sept. 18	(13) KENTUCKY	W	37-16	42,615
Oct. 2	(9) WISCONSIN	W	34-24	39,033
Oct. 9	(8) at Oklahoma State	L	14-21	33,141
Oct. 16	(15) OKLAHOMA (6) (HC)	L	10-28	49,085
Oct. 23	at Kansas State	W	24-14	41,459
Oct. 30	NEBRASKA (9)	L	3-31	47,327
Nov. 6	IOWA STATE	L	17-31	33,432
Nov. 13	at Colorado (19)	L	17-40	47,668
Nov. 20	at Missouri (19)	W	41-14	62,599

## 1977 (3-7-1, 2-4-1) BIG EIGHT: 6TH

Captains: Tom Fitch, Tom Dinkel, John Masacarello

Sept. 10	at Texas A&M (9)	L	14-28	53,585
Sept. 17	at UCLA (14) (Nt.)	L	7-17	39,832
Sept. 24	WASHINGTON STATE (15)	W	14-12	40,763
Oct. 1	at Oklahoma (1)	L	9-42	72,331
Oct. 8	at Miami (Fla.) (Nt.)	L	7-14	29,010
Oct. 15	COLORADO (3) (HC)	T	17-17	34,725
Oct. 22	OKLAHOMA STATE	L	0-21	38,326
Oct. 29	at Iowa State	L	3-41	47,811
Nov. 5	KANSAS STATE	W	29-21	47,858
Nov. 12	at Nebraska (12)	L	7-52	74,565
Nov. 19	MISSOURI	W	24-22	43,148

# YEAR-BY-YEAR

## 1978 (1-10, 0-7) BIG EIGHT: 8TH

Captains: Mike Wellman, Franklin King

Sept. 9	TEXAS A&M (13)	L	10-37	30,698
Sept. 16	at Washington (18)	L	2-31	49,450
Sept. 23	UCLA (8)	W	28-24	35,362
Sept. 30	MIAMI (Fla.)	L	6-38	36,372
Oct. 7	at Colorado (13)	L	7-17	46,345
Oct. 14	OKLAHOMA (1)	L	16-17	40,450
Oct. 21	at Oklahoma State	L	7-21	35,336
Oct. 28	IOWA STATE (HC)	L	7-13	32,768
Nov. 4	NEBRASKA (4)	L	21-63	50,463
Nov. 11	at Missouri	L	0-48	64,453
Nov. 18	at Kansas State	L	20-36	42,814


## DON FAMBROUGH

8 SEASONS

1971-74: 19-25-1, .433

1979-82: 17-24-4, .422

Total: 36-49-5, .428



## 1982 (2-7-2, 1-5-1) BIG EIGHT: 7TH

Captains: Tim Friess, Russ Bastin, Gary Coleman, Paul Fairchild

Sept. 11	WICHITA STATE	L	10-13	41,500
Sept. 18	TCU	W	30-19	30,500
Sept. 25	at Kentucky	T	13-13	55,320
Oct. 2	TULSA	L	15-29	35,552
Oct. 9	at Oklahoma State	T	24-24	43,400
Oct. 16	OKLAHOMA	L	14-38	36,230
Oct. 23	at Kansas State (Nt.)	L	7-36	45,595
Oct. 30	NEBRASKA (6)	L	0-52	50,172
Nov. 6	IOWA STATE (HC)	W	24-17	26,796
Nov. 13	at Colorado	L	3-28	35,114
Nov. 20	at Missouri	L	10-16	49,041

## MIKE GOTTFRIED

3 SEASONS, 1983-85

15-18-1, .456



## 1979 (3-8, 2-5) BIG EIGHT: 7TH

Captains: Brian Bethke, Mike Gay, Monty Carbonell

Sept. 15	at Pittsburgh (16)	L	0-24	34,893
Sept. 22	at Michigan (11)	L	7-28	100,228
Sept. 29	NORTH TEXAS	W	37-18	36,688
Oct. 6	SYRACUSE	L	27-45	31,296
Oct. 13	at Nebraska (5)	L	0-42	74,341
Oct. 20	at Iowa State	W	24-7	47,064
Oct. 27	OKLAHOMA STATE (HC)	L	17-30	29,671
Nov. 3	KANSAS STATE	W	36-28	48,627
Nov. 10	at Oklahoma (6)	L	0-38	71,822
Nov. 17	COLORADO	L	17-31	25,572
Nov. 22	MISSOURI	L	7-55	34,599

## 1980 (4-5-2, 3-3-1) BIG EIGHT: 4TH

Captains: Harry Sydney, Frank Wattleit

Sept. 13	at Oregon	T	7-7	27,750
Sept. 20	PITTSBURGH (5)	L	3-18	42,300
Sept. 27	LOUISVILLE	L	9-17	32,800
Oct. 4	at Syracuse	W	23-8	43,126
Oct. 11	NEBRASKA (10)	L	0-54	50,268
Oct. 18	IOWA STATE (19) (HC)	W	28-17	30,000
Oct. 25	at Oklahoma State	T	14-14	41,000
Nov. 1	at Kansas State	W	20-18	43,276
Nov. 8	OKLAHOMA (11)	L	19-21	40,150
Nov. 15	at Colorado	W	42-3	37,291
Nov. 22	at Missouri	L	6-31	64,356

## 1981 (8-4, 4-3) BIG EIGHT: 4TH

Captains: David Lawrence, Greg Smith

Sept. 5	at Tulsa (Nt.)	W	15-11	36,824
Sept. 12	OREGON	W	19-10	39,840
Sept. 19	KENTUCKY	W	21-16	40,200
Oct. 3	ARKANSAS STATE	W	17-16	32,100
Oct. 10	OKLAHOMA STATE (HC)	L	7-20	39,810
Oct. 17	at Oklahoma	L	7-45	74,807
Oct. 24	KANSAS STATE	W	17-14	51,600
Oct. 31	at Nebraska (12)	L	15-31	76,208
Nov. 7	at Iowa State	W	24-11	49,720
Nov. 14	COLORADO	W	27-0	31,500
Nov. 21	MISSOURI	W	19-11	47,500
Dec. 31	vs. Mississippi State	L	0-10	41,000

(Hall of Fame Bowl at Birmingham, Ala.)

## 1984 (5-6, 4-3) BIG EIGHT: 4TH

Captains: Sylvester Byrd, Willie Pless, Bennie Simecka

Sept. 8	WICHITA STATE	W	31-7	33,200
Sept. 15	FLORIDA STATE (18)	L	16-42	38,600
Sept. 22	at Vanderbilt	L	6-41	41,065
Sept. 29	at North Carolina	L	17-23	45,000
Oct. 6	IOWA STATE	W	33-14	31,500
Oct. 13	at Kansas State	L	7-24	42,250
Oct. 20	at Oklahoma State (12)	L	10-47	44,000
Oct. 27	OKLAHOMA (2) (HC)	W	28-11	29,500
Nov. 3	at Colorado	W	28-27	33,166
Nov. 10	NEBRASKA (2)	L	7-41	50,653
Nov. 17	at Missouri	W	35-21	41,027

## 1985 (6-6, 2-5) BIG EIGHT: 6TH


Captains: Sylvester Byrd, Skip Peete, Willie Pless, Mike Norseth

Aug. 31	at Hawaii (Nt.)	W	33-27	46,626
Sept. 14	VANDERBILT	W	42-16	39,000
Sept. 21	INDIANA STATE	W	37-10	38,500
Sept. 28	at Florida State (4) (Nt.)	L	20-24	57,135
Oct. 5	EASTERN ILLINOIS	W	44-20	37,500
Oct. 12	at Iowa State	L	21-22	43,117
Oct. 19	KANSAS STATE	W	38-7	40,000
Oct. 26	OKLAHOMA STATE (12)	L	10-17	35,200
Nov. 2	at Oklahoma (9)	L	6-48	75,008
Nov. 9	COLORADO (HC)	L	3-14	25,000
Nov. 16	at Nebraska (2)	L	6-56	75,863
Nov. 23	MISSOURI	W	34-20	22,000

## BOB VALESENTE

2 SEASONS, 1986-87

4-17-1, .205



## 1986 (3-8, 0-7) BIG EIGHT: 8TH

Captains: Phil Forte, Mike Orth, Paul Oswald, Wayne Ziegler, John Randolph

Sept. 13	NORTH CAROLINA	L	0-20	40,200
Sept. 20	UTAH STATE	W	16-13	36,300
Sept. 27	INDIANA STATE	W	20-6	32,400
Oct. 4	SOUTHERN ILLINOIS	W	35-23	22,500
Oct. 11	IOWA STATE (HC)	L	10-13	20,500
Oct. 18	at Kansas State	L	12-29	38,320
Oct. 25	at Oklahoma State (Nt.)	L	6-24	46,400
Nov. 1	OKLAHOMA (4)	L	3-64	38,500
Nov. 8	at Colorado	L	10-17	37,056
Nov. 15	NEBRASKA (6)	L	0-70	48,800
Nov. 22	at Missouri	L	0-48	33,553

## 1987 (1-9-1, 0-6-1) BIG EIGHT: 7TH

Captain: Game-by-Game Selection

Sept. 12	at Auburn (4) (Nt.)	L	0-49	65,711
Sept. 19	KENT STATE	L	17-31	33,700
Sept. 26	LOUISIANA TECH	L	11-16	23,000
Oct. 3	SOUTHERN ILLINOIS	W	16-15	20,500
Oct. 10	at Nebraska (2)	L	2-54	76,053
Oct. 17	at Colorado	L	10-35	43,514
Oct. 24	IOWA STATE (HC)	L	28-42	28,300
Oct. 31	OKLAHOMA (1)	L	10-71	23,500
Nov. 7	at Kansas State	T	17-17	37,600
Nov. 14	OKLAHOMA STATE	L	17-49	18,200
Nov. 21	at Missouri	L	7-19	32,202

## GLEN MASON

9 SEASONS, 1988-96

47-54-1, .466



## 1988 (1-10, 1-6) BIG EIGHT: 7TH

Captains: Curtis Moore, Peda Samuel, Arnold Snell

Sept. 10	BAYLOR	L	14-27	43,200
Sept. 17	at Auburn (6) (Nt.)	L	7-56	55,700
Sept. 24	at California	L	21-52	34,000
Oct. 1	NEW MEXICO STATE	L	29-42	33,500
Oct. 8	NEBRASKA (9)	L	10-63	32,500
Oct. 15	COLORADO (HC)	L	9-21	22,500
Oct. 22	at Iowa State	L	14-42	43,180
Oct. 29	at Oklahoma (8)	L	14-63	74,004
Nov. 5	KANSAS STATE	W	30-12	35,000
Nov. 12	at Oklahoma State (14)	L	24-63	40,100
Nov. 19	MISSOURI	L	17-55	25,000

## 1989 (4-7, 2-5) BIG EIGHT: 6TH

Captains: John Barker, Mark Konz

Sept. 2	MONTANA STATE	W	41-17	37,500
Sept. 9	LOUISVILLE	L	28-33	37,200
Sept. 16	KENT STATE	W	28-21	41,000
Sept. 23	at Baylor (Nt.)	L	3-46	26,765
Sept. 30	OKLAHOMA (16)	L	6-45	44,500
Oct. 7	IOWA STATE (HC)	L	20-24	31,500
Oct. 21	at Colorado (3)	L	17-49	50,057
Oct. 28	at Kansas State	W	21-16	35,652
Nov. 4	OKLAHOMA STATE	L	24-37	28,500
Nov. 11	at Nebraska (6)	L	14-51	76,232
Nov. 18	at Missouri	W	46-44	33,981



# YEAR-BY-YEAR

## 1990 (3-7-1, 2-4-1) BIG EIGHT: T-4TH

Captains: Chip Budde, Curtis Moore

Sept. 1	VIRGINIA (15)	L	10-59	35,000
Sept. 8	OREGON STATE	W	38-12	28,500
Sept. 15	at Louisville	L	16-28	35,848
Sept. 29	at Oklahoma (9)	L	17-31	70,095
Oct. 6	at Iowa State	T	34-34	54,211
Oct. 13	at Miami (3)	L	0-34	54,211
Oct. 20	COLORADO (14)	L	10-41	40,000
Oct. 27	KANSAS STATE (HC)	W	27-24	45,000
Nov. 3	at Oklahoma State	W	31-30	30,100
Nov. 10	NEBRASKA (13)	L	9-41	36,000
Nov. 17	MISSOURI	L	21-41	30,000



TONY SANDS

## 1991 (6-5, 3-4) BIG EIGHT: 5TH

Captains: Scott Imwalke, Roger Robben, Doug Terry

Sept. 7	at Toledo (Nt.)	W	30-7	24,010
Sept. 14	TULSA	W	23-17	35,000
Sept. 21	NEW MEXICO STATE	W	54-14	34,000
Oct. 5	at Virginia	L	19-31	40,200
Oct. 12	at Kansas State	L	12-16	48,856
Oct. 19	IOWA STATE (HC)	W	41-0	37,000
Oct. 26	at Oklahoma (21)	L	3-41	68,128
Nov. 2	at Oklahoma State	W	31-0	18,000
Nov. 9	NEBRASKA (11)	L	23-59	40,000
Nov. 16	COLORADO (16)	L	24-30	40,863
Nov. 23	*MISSOURI	W	53-29	28,000

\*Tony Sands sets NCAA game rushing record with 396 yards

## 1992 (8-4, 4-3) BIG EIGHT: 3RD

Captains: Hassan Bailey, Monte Cozzens, Matt Gay, Dana Stubblefield

Final Ranking: 22nd (AP), 22nd (UPI), 23rd (CNN/USA Today Coaches)

Sept. 5	at Oregon State	W	49-7	28,591
Sept. 12	BALL STATE	W	62-10	38,500
Sept. 19	at Tulsa	W	40-7	38,986
Sept. 24	(24) CALIFORNIA (Nt.)	L	23-27	44,500
Oct. 10	KANSAS STATE	W	31-7	48,604
Oct. 17	(25) at Iowa State	W	50-47	39,331
Oct. 24	(22) OKLAHOMA (HC)	W	27-10	43,500
Nov. 2	(18) OKLAHOMA STATE	W	26-18	31,500
Nov. 9	(13) at Nebraska (7) (Nt.)	L	7-49	76,287
Nov. 16	(20) COLORADO (18)	L	18-25	43,000
Nov. 23	(22) at Missouri	L	17-22	30,845
Dec. 25	(22) vs. Brigham Young (25)	W	23-20	42,933

(Aloha Bowl at Honolulu, Hawaii)

## 1993 (5-7, 3-4) BIG EIGHT: 5TH

Captains: John Jones, Guy Howard, Dan Schmidt, Chris Maumalanga

Aug. 28	vs. Florida State (1)	L	0-42	51,734
---------	-----------------------	---	------	--------

(Kickoff Classic at East Rutherford, N.J.)

Sept. 4	WESTERN CAROLINA	W	46-3	31,500
Sept. 11	at Michigan State	L	14-31	53,797
Sept. 18	UTAH	L	16-41	34,000
Oct. 2	COLORADO STATE	W	24-6	37,500
Oct. 9	at Kansas State	L	9-10	44,165
Oct. 16	IOWA STATE	W	35-20	28,500
Oct. 23	at Oklahoma (14)	L	25-38	60,441
Oct. 30	at Oklahoma State	W	13-6	30,163
Nov. 6	NEBRASKA (6)	L	20-21	47,500
Nov. 13	at Colorado (18)	L	14-38	40,044
Nov. 20	MISSOURI	W	28-10	31,500

## 1994 (6-5, 3-4) BIG EIGHT: 5TH

Captains: John Jones, Gerald McBurrows

Sept. 1	at Houston (Nt.)	W	35-13	18,150
Sept. 10	MICHIGAN STATE (Nt.)	W	17-10	48,100
Sept. 17	at TCU (Nt.)	L	21-31	37,313
Sept. 24	UAB	W	72-0	35,000
Oct. 6	KANSAS STATE (19) (Nt.)	L	13-21	48,800
Oct. 15	at Iowa State	W	41-23	32,563
Oct. 22	OKLAHOMA	L	17-20	42,500
Oct. 29	OKLAHOMA STATE (HC)	W	24-14	31,000
Nov. 5	at Nebraska (1)	L	17-45	75,543
Nov. 12	COLORADO (7)	L	26-51	35,000
Nov. 19	at Missouri	W	41-31	35,648

## 1995 (10-2, 5-2) BIG EIGHT: T-2ND

Captains: Mark Williams, Keith Rodgers, Ashaundai Smith

Final Ranking: 9th (AP), 10th (CNN/USA Today Coaches)

Sept. 2	*CINCINNATI	W	23-18	26,500
Sept. 9	vs. North Texas	W	27-10	20,211

(Texas Stadium at Irving, Texas)

Sept. 14	TCU	W	38-20	34,000
Sept. 23	HOUSTON (Nt.)	W	20-13	37,500
Oct. 7	(24) at Colorado (4)	W	40-24	52,330
Oct. 14	(10) IOWA STATE (HC)	W	34-7	43,000
Oct. 21	(7) at Oklahoma (15) (Nt.)	W	38-17	74,639
Oct. 28	(6) at Kansas State (14)	L	7-41	44,284
Nov. 4	(11) MISSOURI	W	42-23	46,300
Nov. 11	(10) NEBRASKA (1)	L	3-41	50,300
Nov. 18	(15) at Oklahoma State	W	22-17	36,600
Dec. 25	(11) vs. UCLA (25)	W	51-30	41,112

(Aloha Bowl at Honolulu, Hawaii)

\*1,000th game in school history

## BIG 12 CONFERENCE

1996-PRESENT

## 1996 (4-7, 2-6) BIG 12 NORTH: 5TH

Captains: Ronnie Ward, Mark Sanders

Aug. 29	(25) BALL STATE (Nt.)	W	35-10	36,200
Sept. 14	(24) at TCU (Nt.)	W	52-17	37,512
Sept. 28	(20) at Utah (Nt.)	L	42-45	32,519
Oct. 5	*at Oklahoma	W	52-24	64,333
Oct. 12	TEXAS TECH	L	7-30	46,500
Oct. 19	COLORADO (9) (HC)	L	7-20	48,500
Oct. 26	at Nebraska (5)	L	7-63	75,158
Nov. 2	at Iowa State	W	34-31	37,850
Nov. 9	KANSAS STATE (13)	L	12-38	48,800
Nov. 16	TEXAS	L	17-38	30,500
Nov. 23	at Missouri	L	25-42	36,821

\*First Big 12 Conference victory

## TERRY ALLEN

5 SEASONS, 1997-2001  
20-33, .379

## 1997 (5-6, 3-5) BIG 12 NORTH: 5TH

Captains: Tony Blevins, Jason Thoren, Matt Johnner, Eric Vann, Ron Warner

Aug. 28	UAB (Nt.)	W	24-0	32,100
Sept. 6	TCU	W	17-10	35,000
Sept. 13	*MISSOURI	W	15-7	38,000
Sept. 20	at Cincinnati (Nt.)	L	7-34	17,636
Oct. 4	OKLAHOMA	W	20-17	43,500
Oct. 11	at Texas Tech (Nt.)	L	7-17	43,012
Oct. 18	at Colorado	L	6-42	52,097
Oct. 25	NEBRASKA (1) (Nt.)	L	0-35	42,000
Nov. 1	IOWA STATE (HC)	W	34-24	43,000
Nov. 8	at Kansas State (11)	L	16-48	43,832
Nov. 15	at Texas	L	31-45	68,097

\*500th win in school history

## 1998 (4-7, 1-7) BIG 12 NORTH: 5TH

Captains: Zac Wegner, Michael Allen, Justin Glasgow, Patrick Brown

Sept. 5	OKLAHOMA STATE	L	28-38	32,500
Sept. 12	at Missouri (25)	L	23-41	59,720
Sept. 19	ILLINOIS STATE (Nt.)	W	63-21	31,100
Sept. 26	*at UAB (Nt.) (40T)	W	39-37	30,543
Oct. 3	TEXAS A&M (18)	L	21-24	36,000
Oct. 10	at Baylor	L	24-31	31,271
Oct. 17	at Nebraska (8) (Nt.)	L	0-41	76,174
Oct. 24	COLORADO (17) (HC) (Nt.)	W	33-17	31,600
Oct. 31	KANSAS STATE (4)	L	6-54	43,000
Nov. 7	NORTH TEXAS	W	23-14	20,000
Nov. 21	at Iowa State	L	20-23	26,029

\*Four-overtime game tied NCAA record

## 1999 (5-7, 3-5) BIG 12 NORTH: T-4TH

Captains: Zac Wegner, Tim Bowers, John Williams, Michael Chandler

Aug. 28	at Notre Dame	L	13-48	80,012
Sept. 11	CS-NORTHRIDGE (Nt.)	W	71-14	33,300
Sept. 18	at Colorado	L	17-51	47,783
Sept. 25	SAN DIEGO STATE (Nt.)	L	13-41	34,500
Oct. 2	SMU (HC)	W	27-9	24,700
Oct. 9	at Kansas State	L	9-50	52,254
Oct. 16	at Texas A&M (13)	L	17-34	70,232
Oct. 23	MISSOURI	W	21-0	42,300
Oct. 30	NEBRASKA (8)	L	17-24	45,100
Nov. 6	BAYLOR	W	45-10	28,600
Nov. 13	at Oklahoma State	L	13-45	39,562
Nov. 20	IOWA STATE	W	31-28	27,000

## 2000 (4-7, 2-6) BIG 12 NORTH: 5TH

Captains: Zac Wegner, Carl Nesmith, Moran Norris, Dylon Smith, John Oddonetto

Sept. 2	at SMU (Nt.)	L	17-31	32,267
Sept. 16	UAB (Nt.)	W	23-20	28,500
Sept. 23	SOUTHERN ILLINOIS (Nt.)	W	42-0	30,500
Sept. 30	at Oklahoma (14)	L	16-34	74,811
Oct. 7	KANSAS STATE (4)	L	13-52	48,500
Oct. 14	at Missouri	W	38-17	61,794
Oct. 21	COLORADO (HC)	W	23-15	32,600
Oct. 28	TEXAS TECH	L	39-45	26,000
Nov. 4	at Nebraska (6)	L	17-56	78,096
Nov. 11	TEXAS (19)	L	16-51	27,200
Nov. 18	at Iowa State	L	17-38	36,725

## 2001 (3-8, 1-7) BIG 12 NORTH: 6TH

Captains: Nate Dwyer, Harrison Hill, Marcus Rogers, Brandon Wier, Roger Ross, Justin Hartwig, Termaine Fulton


Sept. 1	MISSOURI STATE (Nt.)	W	24-10	37,500
Sept. 8	UCLA (14)	L	17-41	43,500
Sept. 22	at Colorado	L	16-27	47,495
Oct. 6	at Texas Tech (Nt.) (OT)	W	34-31	45,343
Oct. 13	OKLAHOMA (3) (HC) (Nt.)	L	10-38	48,700
Oct. 20	MISSOURI	L	34-38	38,500
Oct. 27	at Kansas State	L	6-40	50,101
Nov. 3	NEBRASKA (2) (Nt.)	L	7-51	50,750
*Nov. 10	at Texas (5)	L	0-59	83,111
*Nov. 17	IOWA STATE	L	7-49	33,500
*Nov. 24	WYOMING	W	27-14	24,000

\*Tom Hayes took over as head coach for final three games

# YEAR-BY-YEAR

## MARK MANGINO

8 SEASONS, 2002-09  
50-48, .510



### 2002 (2-10, 0-8) BIG 12 NORTH: 6TH

Captains: Greg Cole, Leo Etienne, Justin Sands

Aug. 31	at Iowa State	L	3-45	40,026
Sept. 7	at UNLV (Nt.)	L	20-31	25,109
Sept. 14	MISSOURI STATE (Nt.)	W	44-24	40,500
Sept. 21	BOWLING GREEN (Nt.)	L	16-39	37,000
Sept. 28	at Tulsa (Nt.)	W	43-33	17,893
Oct. 5	at Baylor	L	32-35	22,103
Oct. 12	COLORADO (HC)	L	29-53	34,500
Oct. 19	TEXAS A&M	L	22-47	34,000
Oct. 26	at Missouri	L	12-36	60,247
Nov. 2	KANSAS STATE (14)	L	0-64	43,000
Nov. 9	at Nebraska	L	7-45	77,351
Nov. 16	OKLAHOMA STATE	L	20-55	27,500

### 2003 (6-7, 3-5) BIG 12 NORTH: T-4TH

Captains: Adrian Jones, Zach Dyer, Bill Whittemore, Banks Floodman, Travis Watkins

Aug. 30	NORTHWESTERN (Nt.)	L	20-28	27,775
Sept. 6	UNLV (Nt.)	W	46-24	33,980
Sept. 13	at Wyoming	W	42-35	18,329
Sept. 20	JACKSONVILLE ST. (Nt.)	W	41-6	34,712
Sept. 27	MISSOURI (23)	W	35-14	50,071
Oct. 11	at Colorado (OT)	L	47-50	50,477
Oct. 18	BAYLOR (HC)	W	28-21	40,088
Oct. 25	at Kansas State	L	6-42	51,614
Nov. 1	at Texas A&M	L	33-45	68,487
Nov. 8	NEBRASKA (19)	L	3-24	50,107
Nov. 15	at Oklahoma State	L	21-44	40,850
Nov. 22	IOWA STATE	W	36-7	34,518
Dec. 22	vs. North Carolina State	L	26-56	26,482

(Mazda Tangerine Bowl at Orlando, Fla.)

### 2004 (4-7, 2-6) BIG 12 NORTH: T-5TH

Captains: Travis Watkins, Joe Vaughn, Brandon Rideau, Banks Floodman, David McMillan

Sept. 4	TULSA (Nt.)	W	21-3	40,646
Sept. 11	TOLEDO (Nt.)	W	63-14	41,251
Sept. 18	at Northwestern	L	17-20	24,817
Sept. 25	TEXAS TECH	L	30-31	37,422
Oct. 2	at Nebraska (Nt.)	L	8-14	77,637
Oct. 9	KANSAS STATE (HC) (Nt.)	W	31-28	50,152
Oct. 23	at Oklahoma (2)	L	10-41	84,520
Oct. 30	at Iowa State	L	7-13	36,384
Nov. 6	COLORADO	L	21-30	38,214
Nov. 13	TEXAS (6)	L	23-27	38,714
Nov. 20	at Missouri	W	31-14	53,480

### 2005 (7-5, 3-5) BIG 12 NORTH: 5TH

Captains: Banks Floodman, Charles Gordon, Kevin Kane, David Ochoa, Nick Reid

Sept. 3	FLORIDA ATLANTIC (Nt.)	W	30-19	40,930
Sept. 10	APPALACHIAN STATE (Nt.)	W	36-8	37,070
Sept. 17	LOUISIANA TECH (Nt.)	W	34-14	41,237
Oct. 1	at Texas Tech (13) (Nt.)	L	17-30	52,601
Oct. 8	at Kansas State	L	3-12	49,798
Oct. 15	vs. Oklahoma (Nt.) (at K.C.)	L	13-19	54,109
Oct. 22	at Colorado (Nt.)	L	13-44	48,025
Oct. 29	MISSOURI	W	13-3	48,238
Nov. 5	NEBRASKA	W	40-15	51,750
Nov. 12	at Texas (2)	L	14-66	83,696
Nov. 26	IOWA STATE (25) (OT)	W	24-21	42,826
Dec. 23	vs. Houston (Nt.)	W	42-13	33,505

(Fort Worth Bowl at Fort Worth, Texas)

### 2006 (6-6, 3-5) BIG 12 NORTH: 4TH

Captains: Derek Fine, James McClinton, David Ochoa, Mike Rivera

Sept. 2	NORTHWESTERN ST. (Nt.)	W	49-18	44,025
Sept. 9	LOUISIANA MONROE (Nt.)	W	21-19	45,221
Sept. 15	at Toledo (20T) (Nt.)	L	31-37	22,118
Sept. 23	SOUTH FLORIDA (Nt.)	W	13-7	40,933
Sept. 30	at Nebraska (21) (OT) (Nt.)	L	32-39	85,069
Oct. 7	TEXAS A&M	L	18-21	46,445
Oct. 14	OKLAHOMA STATE	L	33-42	41,203
Oct. 21	at Baylor	L	35-36	36,125
Oct. 28	COLORADO	W	20-15	39,313
Nov. 4	at Iowa State	W	41-10	40,272
Nov. 18	KANSAS STATE	W	39-20	51,821
Nov. 25	at Missouri	L	17-42	55,614

### 2007 (12-1, 7-1) BIG 12 NORTH: T-1ST

Captains: Derek Fine, James McClinton, Aqib Talib, Brandon McAnderson

Final Ranking: 7th (AP), 7th (Coaches), 8th (BCS), 8th (Harris)

Sept. 1	CENTRAL MICHIGAN (Nt.)	W	52-7	46,815
Sept. 8	SOUTHEASTERN LA. (Nt.)	W	62-0	43,914
Sept. 15	TOLEDO (Nt.)	W	45-13	48,112
Sept. 22	FIU (Nt.)	W	55-3	42,134
Oct. 6	at Kansas State (24)	W	30-24	50,924
Oct. 13	(20) BAYLOR	W	58-10	43,556
Oct. 20	(15) at Colorado	W	19-14	51,940
Oct. 27	(12) at Texas A&M (Nt.)	W	19-11	85,341
Nov. 3	(8) NEBRASKA	W	76-39	51,910
Nov. 10	(5) at Oklahoma St. (Nt.)	W	43-28	39,848
Nov. 17	(4) IOWA STATE	W	45-7	51,050
Nov. 24	(2) vs. Missouri (4) (Nt.) (at K.C.)	L	28-36	80,537
Jan. 3	(8) vs. Virginia Tech (5) (Nt.)	W	24-21	74,111

(Fed Ex Orange Bowl at Miami, Fla.)

### 2008 (8-5, 4-4) BIG 12 NORTH: 3RD

Captains: Ryan Cantrell, Joe Mortensen, Todd Reesing, Mike Rivera

Aug. 30	(14) FIU (Nt.)	W	40-10	52,112
Sept. 6	(14) LOUISIANA TECH (Nt.)	W	29-0	48,621
Sept. 12	(13) at S. Florida (19) (Nt.)	L	34-37	58,755
Sept. 20	(19) SAM HOUSTON (Nt.)	W	38-14	51,767
Oct. 4	(16) at Iowa State	W	35-33	47,847
Oct. 11	(16) COLORADO	W	30-14	49,566
Oct. 18	(16) at Oklahoma (4)	L	31-45	85,241
Oct. 25	(19) TEXAS TECH (8)	L	21-63	50,125
Nov. 1	KANSAS STATE	W	52-21	52,230
Nov. 8	at Nebraska	L	35-45	85,486
Nov. 15	TEXAS (4)	L	7-35	51,930
Nov. 28	vs. Missouri (12) (at K.C.)	W	40-37	79,123
Dec. 31	vs. Minnesota	W	42-21	49,103

(Insight Bowl at Tempe, Ariz.)

### 2009 (5-7, 1-7) BIG 12 NORTH: 6TH

Captains: Kerry Meier, Todd Reesing, Jake Sharp, Darrell Stuckey

Sept. 5	(25) N. COLORADO (Nt.)	W	49-3	52,530
Sept. 12	(24) at UTEP (Nt.)	W	34-7	31,885
Sept. 19	(22) DUKE	W	44-16	50,101
Sept. 26	(20) SOUTHERN MISS.	W	35-28	50,025
Oct. 10	(16) IOWA STATE	W	41-36	48,203
Oct. 17	(17) at Colorado (Nt.)	L	30-34	51,146
Oct. 24	(24) OKLAHOMA (25)	L	13-35	51,104
Oct. 31	at Texas Tech	L	21-42	47,291
Nov. 7	at Kansas State	L	10-17	48,306
Nov. 14	NEBRASKA	L	17-31	51,525
Nov. 21	at Texas (3) (Nt.)	L	20-51	101,357
Nov. 28	vs. Missouri (at K.C.)	L	39-41	70,072

## TURNER GILL

2 SEASONS, 2010-11  
5-19, .208



### 2010 (3-9, 1-7) BIG 12 NORTH: 6TH

Captains: Sal Capra, Chris Harris, Jake Laptad, Angus Quigley, Justin Springer

Sept. 4	NORTH DAKOTA ST. (Nt.)	L	3-6	48,417
Sept. 11	GEORGIA TECH (15)	W	28-25	46,907
Sept. 17	at South. Miss. (Fri.) (Nt.)	L	16-31	30,211
Sept. 25	NEW MEXICO ST. (Nt.)	W	42-16	46,719
Oct. 2	at Baylor	L	7-55	35,405
Oct. 14	KANSAS ST. (Thur.) (Nt.)	L	7-59	47,561
Oct. 23	TEXAS A&M (HC) (Nt.)	L	10-45	44,239
Oct. 30	at Iowa State	L	16-28	46,485
Nov. 6	COLORADO	W	52-45	40,851
Nov. 13	at Nebraska (9) (Nt.)	L	3-20	85,587
Nov. 20	OKLAHOMA STATE (12)	L	14-48	39,261
Nov. 27	vs. Missouri (15) (at K.C.)	L	7-35	55,788

### 2011 (2-10, 0-9) BIG 12: 10TH

Captains: Tim Biere, Jeremiah Hatch, Steven Johnson, Toben Oporum

Sept. 3	MCNEESE ST. (Nt.)	W	42-24	41,068
Sept. 10	NORTHERN ILLINOIS (Nt.)	W	45-42	48,084
Sept. 17	at Georgia Tech	L	24-66	42,025
Oct. 1	TEXAS TECH (HC)	L	34-45	39,621
Oct. 8	at Oklahoma State (6)	L	28-70	58,030
Oct. 15	OKLAHOMA (1) (Nt.)	L	17-47	42,580
Oct. 22	KANSAS STATE (12)	L	21-59	47,157
Oct. 29	at Texas (24) (Nt.)	L	0-43	99,211
Nov. 5	at Iowa State	L	10-13	51,575
Nov. 12	BAYLOR (OT)	L	30-31	35,188
Nov. 19	at Texas A&M	L	7-61	86,411
Nov. 26	vs. Missouri (at K.C.)	L	10-24	47,059

## CHARLIE WEIS

3 SEASONS, 2012-14  
6-22, .214



### 2012 (1-11, 0-9) BIG 12: 10TH

Captains: Dayne Crist, Tanner Hawkinson, Toben Oporum

Sept. 1	SOUTH DAKOTA ST. (Nt.)	W	31-17	46,601
Sept. 8	RICE	L	24-25	44,683
Sept. 15	TCU (16)	L	6-20	43,867
Sept. 22	at Northern Illinois	L	23-30	18,374
Oct. 6	at Kansas State (7)	L	16-56	50,344
Oct. 13	OKLAHOMA ST.	L	14-20	31,115
Oct. 20	at Oklahoma (10) (Nt.)	L	7-52	84,532
Oct. 27	TEXAS	L	17-21	40,097
Nov. 3	at Baylor	L	14-41	39,039
Nov. 10	at Texas Tech (20T) (25)	L	34-41	55,052
Nov. 17	IOWA STATE (Nt.)	L	23-51	41,608
Dec. 1	at West Virginia	L	10-59	51,112

### 2013 (3-9, 1-8) BIG 12: 10TH

Captains: Jake Heaps, Ben Heeney, James Sims, Keon Stowers

Sept. 7	SOUTH DAKOTA (Nt.)	W	31-14	41,920
Sept. 14	at Rice (Nt.)	L	14-23	22,974
Sept. 21	LOUISIANA TECH	W	13-10	39,823
Oct. 5	TEXAS TECH (20)	L	16-54	35,648
Oct. 12	at TCU	L	17-27	41,894
Oct. 19	OKLAHOMA (18)	L	19-34	41,113
Oct. 26	BAYLOR (6) (Nt.)	L	14-59	32,264
Nov. 2	at Texas	L	13-35	97,105
Nov. 9	at Oklahoma State (15)	L	6-42	58,476
Nov. 16	WEST VIRGINIA	W	31-19	30,809
Nov. 23	at Iowa State (Nt.)	L	0-34	54,081
Nov. 30	KANSAS STATE	L	10-31	43,610

# YEAR-BY-YEAR

## 2014 (3-9, 1-8) BIG 12: 9TH

Captains: Nick Harwell, Ben Heeney, Cassius Sendish

Sept. 6	SOUTHEAST MISSOURI ST. (Nt.)	W	34-28	36,574
Sept. 13	at Duke	L	3-41	25,203
Sept. 20	CENTRAL MICHIGAN	W	24-10	34,822
Sept. 27	TEXAS	L	0-23	36,904
*Oct. 4	at West Virginia	L	14-33	52,164
*Oct. 11	OKLAHOMA STATE (16)	L	20-27	31,985
*Oct. 18	at Texas Tech	L	21-34	54,071
*Nov. 1	at Baylor (12)	L	14-60	45,754
*Nov. 8	IOWA STATE	W	34-14	33,288
*Nov. 15	TCU (5)	L	30-34	30,889
*Nov. 22	at Oklahoma (23)	L	7-44	84,908
*Nov. 29	at Kansas State (11)	L	13-51	53,439

\*Clint Bowen took over as head coach for final eight games

## DAVID BEATY

4 SEASONS, 2015-18

6-42, .143



## 2018 (3-9, 1-8) BIG 12: 10TH

Captains: Jeremiah Booker, Joe Dineen Jr., Daniel Wise

Sept. 1	NICHOLLS (OT)	L	23-26	24,305
Sept. 8	at Central Michigan	W	31-7	18,127
Sept. 16	RUTGERS	W	55-14	28,044
Sept. 22	at Baylor	L	7-26	36,725
Sept. 29	OKLAHOMA STATE (21)	L	28-48	18,364
Oct. 6	at West Virginia (8)	L	22-38	57,419
Oct. 20	at Texas Tech	L	16-48	54,402
Oct. 27	TCU	W	27-26	15,069
Nov. 3	IOWA STATE	L	3-27	15,543
Nov. 10	at Kansas State	L	17-21	50,062
Nov. 17	at Oklahoma (6)	L	40-55	86,371
Nov. 23	TEXAS	L	17-24	15,219

## LES MILES

1 SEASON, 2019-PRESENT

3-9, .250



DON FAMBROUGH

## 2015 (0-12, 0-9) BIG 12: 10TH

Captains: Montell Cozart, Ben Goodman Jr., Fish Smithson

Sept. 5	SOUTH DAKOTA ST.	L	38-41	30,144
Sept. 12	MEMPHIS	L	23-55	37,798
Sept. 26	at Rutgers	L	14-27	46,136
Oct. 3	at Iowa State	L	13-38	55,837
Oct. 10	BAYLOR (3)	L	7-66	25,910
Oct. 17	TEXAS TECH	L	20-30	25,186
Oct. 24	at Oklahoma State (14)	L	10-58	59,846
Oct. 31	OKLAHOMA (14) (HC)	L	7-62	26,667
Nov. 7	at Texas (Nt.)	L	20-59	92,529
Nov. 14	at TCU (15)	L	17-23	44,375
Nov. 21	WEST VIRGINIA	L	0-49	21,415
Nov. 28	KANSAS STATE	L	14-45	23,842

## 2019 (3-9, 1-8) BIG 12: 10TH

Captains: Hakeem Adeniji, Kyle Thompson, Bryce Torneden

Aug. 31	INDIANA STATE	W	24-17	32,611
Sept. 7	COASTAL CAROLINA	L	7-12	33,493
Sept. 13	at Boston College	W	48-24	32,848
Sept. 21	West Virginia	L	24-29	35,816
Sept. 28	at TCU	L	14-51	41,960
Oct. 5	OKLAHOMA (6)	L	20-45	34,402
Oct. 19	at Texas (15)	L	48-50	97,137
Oct. 26	TEXAS TECH	W	37-34	31,063
Nov. 2	KANSAS STATE (22)	L	13-31	47,233
Nov. 16	at Oklahoma State (25)	L	17-21	55,388
Nov. 23	at Iowa State	L	31-41	58,120
Nov. 30	BAYLOR (9)	L	6-61	22,531

## 2016 (2-10, 1-8) BIG 12: 10TH

Captains: Montell Cozart, Joe Dineen Jr., Fish Smithson

Sept. 3	RHODE ISLAND	W	55-6	26,864
Sept. 10	OHIO	L	21-37	28,467
Sept. 17	at Memphis	L	7-43	34,448
Sept. 29	at Texas Tech	L	19-55	56,494
Oct. 8	TCU	L	23-24	23,946
Oct. 15	at Baylor (11)	L	7-49	47,598
Oct. 22	OKLAHOMA STATE	L	20-44	26,262
Oct. 29	at Oklahoma (16)	L	3-56	86,301
Nov. 5	at West Virginia (14)	L	21-48	56,343
Nov. 12	IOWA STATE	L	24-31	23,757
Nov. 19	TEXAS (OT)	W	24-21	25,673
Nov. 26	at Kansas State	L	19-34	52,637

## 2017 (1-11, 0-9) BIG 12: 10TH

Captains: Dorance Armstrong Jr., Jeremiah Booker, Joe Dineen Jr., Daniel Wise

Sept. 2	SEMO	W	38-16	32,134
Sept. 9	CENTRAL MICHIGAN	L	27-45	28,531
Sept. 16	at Ohio	L	30-42	22,056
Sept. 23	WEST VIRGINIA	L	34-56	23,901
Oct. 7	TEXAS TECH	L	19-65	21,050
Oct. 14	at Iowa State	L	0-45	55,593
Oct. 21	at TCU (4)	L	0-43	42,969
Oct. 28	KANSAS STATE	L	20-30	36,223
Nov. 4	BAYLOR	L	9-38	21,797
Nov. 11	at Texas	L	27-42	96,557
Nov. 18	OKLAHOMA (3)	L	3-41	22,854
Nov. 25	at Oklahoma State (18)	L	17-58	56,790

## ALL-TIME COACHING RECORDS

COACH	YEARS	SEASONS	W-L-T	PCT
No Coach	1890	1	1-2-0	.333
1. E. M. Hopkins	1891	1	7-0-1	.938
2. A. W. Shepard	1892-93	2	9-6-0	.600
3. Hector Cowan	1894-96	3	15-7-1	.674
4. Wylie G. Woodruff	1897-98	2	15-3-0	.833
5. Fielding H. Yost	1899	1	10-0-0	1.000
6. Charles Boynton	1900	1	2-5-2	.333
7. John Outland	1901	1	3-5-2	.400
8. Arthur Curtis	1902	1	6-4-0	.600
9. Harrison Weeks	1903	1	6-3-0	.667
10. A. R. Kennedy	1904-10	7	52-9-4	.831
11. Ralph W. Sherwin	1911	1	4-2-2	.625
12. Arthur Mosse	1912-13	2	9-7-0	.563
13. H. M. Wheaton	1914	1	5-2-1	.688
14. Herman Olcott	1915-17	3	16-7-1	.688
15. Jay Bond	1918	1	2-2-0	.500
16. Leon McCarty	1919	1	3-2-3	.563
17. Forrest C. Allen	1920	1	5-2-1	.688
18. Patsy Clark	1921-25	5	16-17-6	.487
19. Franklin Cappon	1926-27	2	5-10-1	.344
20. Bill Hargiss	1928-32	5	18-16-2	.500
21. Ad Lindsey*	1932-38	6	23-30-8	.443
22. Gwinn Henry	1939-42	4	9-27-0	.250
23. Henry Shenk	1943-45	3	11-16-3	.417
24. George Sauer	1946-47	2	15-3-3	.786
25. J. V. Sikes	1948-53	6	35-25-0	.583
26. Chuck Mather	1954-57	4	11-26-3	.313
27. Jack Mitchell	1958-66	9	44-42-5	.511
28. Pepper Rodgers	1967-70	4	20-22-0	.476
29. Don Fambrough	1971-74	4	19-25-1	.433
	1979-82	4	17-24-4	.422
	TOTALS	8	36-49-5	.428
30. Bud Moore	1975-78	4	17-27-1	.389
31. Mike Gottfried	1983-85	3	15-18-1	.456
32. Bob Valesente	1986-87	2	4-17-1	.205
33. Glen Mason	1988-96	9	47-54-1	.466
34. Terry Allen	1997-2001	5	20-33-0	.379
	2001	--	1-2-0	.333
35. Mark Mangino	2002-09	8	50-48-0	.505
36. Turner Gill	2010-11	2	5-19-0	.208
37. Charlie Weis	2012-14	2	6-22-0	.214
	2014	--	1-7-0	.125
38. David Beaty	2015-18	4	6-42-0	.125
39. Les Miles	2019-Present	1	3-9	.250
<b>TOTALS</b>		<b>130</b>	<b>583-649-58</b>	<b>.451</b>

\*Ad Lindsey coached final six games of 1932 season

\*Tom Hayes served as interim head coach for the final three games in 2001

\*Clint Bowen served as interim head coach for the final eight games in 2014



**1899 FOOTBALL TEAM****1902 FOOTBALL TEAM****1908 FOOTBALL TEAM****1921 FOOTBALL TEAM****1925 FOOTBALL TEAM**

# SEASON RESULTS

## PRIOR TO CONFERENCE ACTION (1890-1906)

YEAR	OVERALL	HOME	AWAY	NEUTRAL	CONF.	FINISH	COACH	POSTSEASON
1890	1-2-0	1-0-0	0-2-0	0-0-0	--	--	No Coach	
1891	7-0-1	2-0-0	3-0-0	2-0-1	--	--	E. M. Hopkins	
1892	7-1-0	3-0-0	2-1-0	2-0-0	--	--	A. W. Shepard	
1893	2-5-0	0-1-0	1-2-0	1-2-0	--	--	A. W. Shepard	
1894	2-3-1	1-0-1	0-2-0	1-1-0	--	--	Hector Cowan	
1895	6-1-0	2-0-0	2-0-0	2-1-0	--	--	Hector Cowan	
1896	7-3-0	5-0-0	1-1-0	1-2-0	--	--	Hector Cowan	
1897	8-2-0	4-0-0	2-1-0	2-1-0	--	--	Wyllie G. Woodruff	
1898	7-1-0	3-1-0	2-0-0	2-0-0	--	--	Wyllie G. Woodruff	
1899	10-0-0	6-0-0	3-0-0	1-0-0	--	--	Fielding H. Yost	
1900	2-5-2	0-3-1	2-1-0	0-1-1	--	--	Charles Boynton	
1901	3-5-2	2-3-0	1-1-2	0-1-0	--	--	John Outland	
1902	6-4-0	4-1-0	1-3-0	1-0-0	--	--	Arthur Curtis	
1903	6-3-0	4-2-0	1-1-0	1-0-0	--	--	Harrison Weeks	
1904	8-1-1	3-1-1	3-0-0	2-0-0	--	--	A.R. Kennedy	
1905	10-1-0	5-0-0	4-0-0	1-1-0	--	--	A.R. Kennedy	
1906	6-2-2	5-0-0	1-2-1	0-0-1	--	--	A.R. Kennedy	

## MISSOURI VALLEY INTERCOLLEGIATE ATHLETIC ASSOCIATION (1907-28)

YEAR	OVERALL	HOME	AWAY	NEUTRAL	CONF.	FINISH	COACH	POSTSEASON
1907	5-3-0	3-1-0	1-2-0	1-0-0	1-1-0	3rd	A.R. Kennedy	
1908	9-0-0	6-0-0	2-0-0	1-0-0	4-0-0	1st	A.R. Kennedy	
1909	8-1-0	5-0-0	3-0-0	0-1-0	3-1-0	2nd	A.R. Kennedy	
1910	6-1-1	4-1-0	2-0-0	0-0-1	1-1-1	5th	A.R. Kennedy	
1911	4-2-2	2-2-2	2-0-0	--	1-1-1	3rd	Ralph W. Sherwin	
1912	4-4-0	4-1-0	0-3-0	--	1-2-0	5th	Arthur Mosse	
1913	5-3-0	4-1-0	1-2-0	--	3-2-0	3rd	Arthur Mosse	
1914	5-2-1	3-1-1	2-1-0	--	2-2-0	4th	H. M. Wheaton	
1915	6-2-0	4-1-0	2-1-0	--	3-1-0	2nd	Herman Olcott	
1916	4-3-1	2-1-1	2-2-0	--	1-2-1	5th	Herman Olcott	
1917	6-2-0	4-1-0	2-1-0	--	3-1-0	t2nd	Herman Olcott	
1918	2-2-0	2-1-0	0-1-0	--	0-0-0	--	Jay Bond	
1919	3-2-3	3-1-1	0-1-2	--	1-1-1	4th	Leon McCarty	
1920	5-2-1	4-0-1	1-2-0	--	3-2-0	t3rd	Forrest C. Allen	
1921	4-3-0	2-1-0	2-2-0	--	3-3-0	5th	Potsy Clark	
1922	3-4-1	3-1-0	0-3-1	--	1-3-1	t7th	Potsy Clark	
1923	5-0-3	4-0-2	1-0-1	--	3-0-3	t1st	Potsy Clark	
1924	2-5-1	1-3-0	1-2-1	--	2-4-1	t7th	Potsy Clark	
1925	2-5-1	2-2-0	0-3-1	--	2-5-1	t8th	Potsy Clark	
1926	2-6-0	2-2-0	0-4-0	--	1-5-0	9th	Franklin Cappon	
1927	3-4-1	2-2-1	1-2-0	--	3-3-1	5th	Franklin Cappon	
1928	2-4-2	1-2-1	1-2-1	--	1-3-1	5th	Bill Hargiss	

## BIG SIX CONFERENCE (1929-47)

YEAR	OVERALL	HOME	AWAY	NEUTRAL	CONF.	FINISH	COACH	POSTSEASON
1929	4-4-0	2-2-0	2-2-0	--	2-3-0	5th	Bill Hargiss	
1930	6-2-0	2-1-0	4-1-0	--	4-1-0	1st	Bill Hargiss	
1931	5-5-0	3-3-0	2-2-0	--	1-3-0	4th	Bill Hargiss	
1932	5-3-0	0-3-0	5-0-0	--	3-2-0	2nd	Bill Hargiss (games 1-2), Ad Lindsey	
1933	5-4-1	3-1-0	2-3-1	--	2-3-0	4th	Ad Lindsey	
1934	3-4-3	1-2-2	2-2-1	--	1-2-2	4th	Ad Lindsey	
1935	4-4-1	2-1-1	2-3-0	--	2-2-1	3rd	Ad Lindsey	
1936	1-6-1	1-3-1	0-3-0	--	0-5-0	6th	Ad Lindsey	
1937	3-4-2	1-1-1	2-3-1	--	2-1-2	3rd	Ad Lindsey	
1938	3-6-0	2-2-0	1-4-0	--	1-4-0	6th	Ad Lindsey	
1939	2-6-0	1-3-0	1-3-0	--	1-4-0	t4th	Gwinn Henry	
1940	2-7-0	2-2-0	0-5-0	--	0-5-0	6th	Gwinn Henry	
1941	3-6-0	3-1-0	0-5-0	--	2-3-0	4th	Gwinn Henry	
1942	2-8-0	1-4-0	1-4-0	--	1-4-0	t5th	Gwinn Henry	
1943	4-5-1	4-1-0	0-4-1	--	2-3-0	t4th	Henry Shenk	
1944	3-6-1	3-2-0	0-3-1	0-1-0	1-4-0	5th	Henry Shenk	
1945	4-5-1	2-1-1	2-3-0	0-1-0	1-3-1	5th	Henry Shenk	
1946	7-2-1	3-1-0	4-1-0	0-0-1	4-1-0	t1st	George Sauer	
1947	8-1-2	4-0-0	4-0-1	0-1-1	4-0-1	t1st	George Sauer	Orange Bowl

## BIG SEVEN CONFERENCE (1948-56)

YEAR	OVERALL	HOME	AWAY	NEUTRAL	CONF.	FINISH	COACH	POSTSEASON
1948	7-3-0	3-2-0	4-1-0	--	4-2-0	3rd	J.V. Sikes	
1949	5-5-0	2-3-0	3-2-0	--	2-4-0	5th	J.V. Sikes	
1950	6-4-0	2-3-0	4-1-0	--	3-3-0	4th	J.V. Sikes	
1951	8-2-0	5-0-0	3-2-0	--	4-2-0	3rd	J.V. Sikes	
1952	7-3-0	4-2-0	3-1-0	--	3-3-0	5th	J.V. Sikes	
1953	2-8-0	1-4-0	1-4-0	--	2-4-0	t4th	J.V. Sikes	
1954	0-10-0	0-6-0	0-4-0	--	0-6-0	7th	Chuck Mather	
1955	3-6-1	3-2-1	0-4-0	--	1-4-1	t5th	Chuck Mather	
1956	3-6-1	0-4-1	3-2-0	--	2-4-0	t5th	Chuck Mather	


## BIG EIGHT CONFERENCE (1957-95)

YEAR	OVERALL	HOME	AWAY	NEUTRAL	CONF.	FINISH	COACH	POSTSEASON
1957	5-4-1	3-2-0	2-2-1	--	4-2-0	2nd	Chuck Mather	
1958	4-5-1	2-3-0	2-1-1	0-1-0	3-2-1	4th	Jack Mitchell	
1959	5-5-0	4-1-0	1-4-0	--	3-3-0	3rd	Jack Mitchell	
1960	7-2-1	3-1-1	4-1-0	--	4-2-1	3rd	Jack Mitchell	
1961	7-3-1	3-1-1	3-2-0	1-0-0	5-2-0	t2nd	Jack Mitchell	Bluebonnet Bowl
1962	6-3-1	2-3-0	4-0-1	--	4-2-1	4th	Jack Mitchell	
1963	5-5-0	3-2-0	2-3-0	--	3-4-0	t4th	Jack Mitchell	
1964	6-4-0	3-2-0	3-2-0	--	5-2-0	3rd	Jack Mitchell	
1965	2-8-0	2-3-0	0-5-0	--	2-5-0	t5th	Jack Mitchell	
1966	2-7-1	0-4-0	2-3-1	--	0-6-1	t7th	Jack Mitchell	
1967	5-5-0	4-1-0	1-4-0	--	5-2-0	t2nd	Pepper Rodgers	
1968	9-2-0	5-1-0	4-0-0	0-1-0	6-1-0	t1st	Pepper Rodgers	Orange Bowl
1969	1-9-0	1-4-0	0-5-0	--	0-7-0	8th	Pepper Rodgers	
1970	5-6-0	3-3-0	2-3-0	--	2-5-0	t6th	Pepper Rodgers	
1971	4-7-0	4-2-0	0-5-0	--	2-5-0	t5th	Don Fambrough	
1972	4-7-0	1-5-0	3-2-0	--	3-4-0	t4th	Don Fambrough	
1973	7-4-1	5-0-1	2-3-0	0-1-0	4-2-1	t2nd	Don Fambrough	Liberty Bowl
1974	4-7-0	2-3-0	2-4-0	--	1-6-0	t7th	Don Fambrough	
1975	7-5-0	3-3-0	4-1-0	0-1-0	4-3-0	4th	Bud Moore	Sun Bowl
1976	6-5-0	3-3-0	3-2-0	--	2-5-0	7th	Bud Moore	
1977	3-7-1	3-1-1	0-6-0	--	2-4-1	6th	Bud Moore	
1978	1-10-0	1-5-0	0-5-0	--	0-7-0	8th	Bud Moore	
1979	3-8-0	2-4-0	1-4-0	--	2-5-0	t5th	Don Fambrough	
1980	4-5-2	1-4-0	3-1-2	--	3-3-1	4th	Don Fambrough	
1981	8-4-0	6-1-0	2-2-0	0-1-0	4-3-0	t3rd	Don Fambrough	Hall of Fame Bowl
1982	2-7-2	2-4-0	0-3-2-0	--	1-5-1	t6th	Don Fambrough	
1983	4-6-1	3-3-0	1-3-1-0	--	2-5-0	t6th	Mike Gottfried	
1984	5-6-0	3-2-0	2-4-0	--	4-3-0	4th	Mike Gottfried	
1985	6-6-0	5-2-0	1-4-0	--	2-5-0	6th	Mike Gottfried	
1986	3-8-0	3-4-0	0-4-0	--	0-7-0	8th	Bob Valesente	
1987	1-9-1	1-5-0	0-4-1	--	0-6-1	t7th	Bob Valesente	
1988	1-10-0	1-5-0	0-5-0	--	1-6-0	7th	Glen Mason	
1989	4-7-0	2-4-0	2-3-0	--	2-5-0	6th	Glen Mason	
1990	3-7-1	2-4-0	1-3-1	--	2-4-1	t4th	Glen Mason	
1991	6-5-0	4-2-0	2-3-0	--	3-4-0	5th	Glen Mason	
1992	8-4-0	4-2-0	3-2-0	1-0-0	4-3-0	3rd	Glen Mason	Aloha Bowl
1993	5-7-0	4-2-0	1-4-0	0-1-0	3-4-0	5th	Glen Mason	
1994	6-5-0	3-3-0	3-2-0	--	3-4-0	5th	Glen Mason	
1995	10-2-0	5-1-0	3-1-0	2-0-0	5-2-0	t2nd	Glen Mason	Aloha Bowl

## BIG 12 CONFERENCE (1996-PRESENT)

YEAR	OVERALL	HOME	AWAY	NEUTRAL	CONF.	FINISH	COACH	POSTSEASON
1996	4-7-0	1-4-0	3-3-0	--	2-6-0	5th North	Glen Mason	
1997	5-6-0	5-1-0	0-5-0	--	3-5-0	5th North	Terry Allen	
1998	4-7-0	3-3-0	1-4-0	--	1-7-0	5th North	Terry Allen	
1999	5-7-0	5-2-0	0-5-0	--	3-5-0	4th North	Terry Allen	
2000	4-7-0	3-3-0	1-4-0	--	2-6-0	5th North	Terry Allen	
2001	3-8-0	2-5-0	1-3-0	--	1-7-0	6th North	Terry Allen (Tom Hayes final 3 games)	
2002	2-10-0	1-5-0	1-5-0	--	0-8-0	6th North	Mark Mangino	
2003	6-7-0	5-2-0	1-4-0	0-1-0	3-5-0	4th North	Mark Mangino	Tangerine Bowl
2004	4-7-0	3-4-0	1-4-0	--	2-6-0	5th North	Mark Mangino	
2005	7-5-0	6-0-0	0-4-0	1-1-0	3-5-0	5th North	Mark Mangino	Fort Worth Bowl
2006	6-6-0	5-2-0	1-4-0	--	3-5-0	4th North	Mark Mangino	
2007	12-1-0	7-0-0	4-0-0	1-1-0	7-1-0	1st North	Mark Mangino	Orange Bowl
2008	8-5-0	5-2-0	1-3-0	2-0-0	4-4-0	3rd North	Mark Mangino	Insight Bowl
2009	5-7-0	4-2-0	1-4-0	0-1-0	1-7-0	6th North	Mark Mangino	
2010	3-9-0	3-4-0	0-4-0	0-1-0	1-7-0	6th North	Turner Gill	
2011	2-10-0	2-4-0	0-5-0	0-1-0	0-9-0	10th	Turner Gill	
2012	1-11-0	1-5-0	0-6-0	--	0-9-0	10th	Charlie Weis	
2013	3-9-0	3-4-0	0-5-0	--	1-8-0	10th	Charlie Weis	
2014	3-9-0	3-3-0	0-6-0	--	1-8-0	9th	Charlie Weis (Clint Bowen final 8 games)	
2015	0-12-0	0-7-0	0-5-0	--	0-9-0	10th	David Beaty	
2016	2-10-0	2-4-0	0-6-0	--	1-8-0	10th	David Beaty	
2017	1-11-0	1-6-0	0-5-0	--	0-9-0	10th	David Beaty	
2018	3-9-0	2-4-0	1-5-0	--	1-8-0	10th	David Beaty	
2019	3-9-0	2-5-0	1-4-0	--	1-8-0	10th	Les Miles	

**TOTALS** OVERALL 588-649-58 HOME 362-282-25 AWAY 197-341-27 NEUTRAL 29-26-6 CONFERENCE 244-443-30



MARK MANGINO

## KU RECORD BY DECADE

YEARS	OVERALL	HOME	AWAY	NEUTRAL	CONFERENCE
1890-1899	57-18-2	27-2-1	16-9-0	14-7-1	0-0-0
1900-1909	63-25-7	37-11-2	19-10-3	7-4-2	8-2-0
1910-1919	45-23-8	32-11-5	13-12-2	0-0-1	16-13-4
1920-1929	32-37-10	23-15-5	9-22-5	0-0-0	21-31-8
1930-1939	37-44-8	16-20-5	21-24-3	0-0-0	17-27-5
1940-1949	45-48-6	27-17-1	18-28-3	0-3-2	21-29-2
1950-1959	43-53-4	24-27-2	19-25-2	0-1-0	25-33-2
1960-1969	50-48-4	26-22-2	23-25-2	1-1-0	34-33-3
1970-1979	44-66-2	27-29-2	17-35-0	0-2-0	22-46-2
1980-1989	38-68-6	27-34-0	11-33-6	0-1-0	19-48-3
1990-1999	56-57-1	36-24-0	17-32-1	3-1-0	29-44-1
2000-2009	57-63-0	41-24-0	12-35-0	4-4-0	26-54-0
2010-2019	21-99-0	19-46-0	2-51-0	0-2-0	6-83-0

**TOTALS** OVERALL 588-649-58 HOME 362-282-25 AWAY 197-341-27 NEUTRAL 29-26-6 CONFERENCE 244-443-30



# ALL-TIME ASSISTANT COACHES

## A

Mike Ackerley	1980-82
Vic Adamle	1988-96
Rocky Alt	1986-87
Dee Andros	1953

## B

Bill Baldridge	1983
Bobby Baldwin	1974
Johnny Barr	2000-01
Tom Batta	1979-82
David Beaty	2008-09, 2011
Tim Beck	2005-07
George Bernhardt	1958-66, 1971-74
Greg Blache	1987
Don Blackwelder	1974-78
Brandon Blaney	2002-09
Jeff Blasko	2012-14
Ken Blue	1971-74
Jay Bond	1911-15, 1917
Jay Bonds	1983-84
Clint Bowen	2001-09, 2012-19
Todd Bradford	2016-17
Vic Bradford	1946-48
Mitch Browning	1988-96
Sandy Buda	1967-74
Frank Bukaty	1940
John W. Bunn	1923-29
Tim Burke	2000-01

## C

Dave Campo	2012-14
Ernest Casini	1935
Rick Christie	1983
George Clark	1916
Don Clements	1956
Joe Bob Clements	2008
Jim Cochran	1986-87
W.J. Coleman	1909
Earnest Collins	2003-06
Ken Conatser	2002
Ralph L. Conger	1937-38
Scott Conley	1987
John Cooper	1967-72
Norman Cooper	1948
Gene Corrotto	1953
Forrest B. Cox	1932-34
Dick Crayne	1938
DeMontie Cross	2012

## D

Mark Dantonio	1991-94
Alan Davidson	1925
Les Davis	1927
Brent Dearmon	2019-Present
Joe DeForest	2016-17
Bruce DeHaven	1979-81
Mike Dickens	1983-85
Jim Dickey	1973-74
Tyrone Dixon	2002-04
Dave Doeren	2002-05
Terry Donahue	1968-70
Larry Donovan	1979
Kwahn Drake	2019-Present
Dave Dunkelberger	1986-87

## E

Joshua Eargle	2020-Present
Mike Ekeler	2019
D.J. Eliot	2019-Present
Vic Eumont	1984-89

## F

Don Fambrough	1948-53, 1958-70
Mark Farley	1997-2000
Bob Fello	1988-94
Robert Ford	1986
Dick Foster	1971-74
John Fox	1983
Leonard Frank	1912-13

## G

Michael Garrison	1997-98
Al Gebert	1956-57
Mike Getto	1929-39, 1947-50
Denzel Gibbens	1945
David Gibbs	1995-96
Dave Gillespie	1995-96
Ted Gilmore	1999
Bobby Goad	1958-60
Jakc Green	1967
J.B. Grimes	2010-11
Rex Grossart	1956-58
Tim Grunhard	2012-13

## H

John Hadl	1978-81, 1988-89
Ed Hall	1941
"Shorty" Hamil	1905
Mike Hankwitz	1995-96
Bill Hargiss	1934-36, 1938
Tom Hayes	2000
Jeff Hecklinski	2019
R.D. Helt	1988-93
Pat Henderson	2002-04
Hank Hettwer	1974-78
Jim Hillis	1988-90
Stephen C. Hinshaw	1928-31
J.C. Hixon	1969-70
Vince Hoch	1984-85
William "Red" Hogan	1949
Archie Hogg	1895
Bob Hubbard	1955
Gary Huff	1987
"Red" Huffman	1945
Tony Hull	2016-19
Vic Hurt	1939-42
Gary Hyman	2015

## I

Rob Ianello	2012-13
Bob Ingalls	1946-48

## J

Chevis Jackson	2019-Present
Je'Ney Jackson	2007-09
Clarence James	2001
Don James	1956
John Jefferson	1990-93
Bill Jennings	1962-63
Jay Johnson	1999-2000
Justin Johnson	2018
Emmett Jones	2019-Present
Larry Jones	1977-78
Travis Jones	2001-02

## K

Kevin Kane	2015
Cliff Kimsey	1948-52
Walt Klinker	1997-2000
Les Koenning	2019
Klint Kubiak	2015

## L

Paul Laird	1917
Harry Lansing	1939-41
Howard Leaslett	1920
Ben Lee	1963-66
Bob Lee	1971-73
John Levra	1975-78
Tommie Liggins	1983-85
Rob Likens	2015-16
Ad Lindsey	1919-21
Roland Logan	1930-31
Chuck Long	2010-11
Guy Lookabaugh	1926

## M

Mike Mahoney	1986
Mike Mallory	2006
John Manning	1935
Ken Martin	1975-78
Louie Matsakis	2007-09, 2014
Billie Matthews	1970
Leon McCarty	1912-16
Dave McClain	1967-68
Charlie McCuller	1967-73
Don McLeary	1977-82
Brian McNeely	1985
Doug Meachem	2017-18
Luke Meadows	2019-Present
Todd Middleton	1997-2000
Bill Miller	2009, 2018
Reggie Mitchell	1988-96, 2010-15
Mike Monos	1983-86
Howard Moreland	1938
Dick Moseley	1997-2000
Earle Mosley	2005-06
Arthur Mosse	1906-11
Lawrence Mullins	1927, 1931
Paul Murphy	1930

## N

Dean Nesmith	1943-48
--------------	---------

## O

Ben Olson	1968-70
-----------	---------

## P

Bill Pace	1954-61
Joe Pannunzio	1986-87
E.E. Parry	1907
Kenny Perry	2015-18
Jordan Peterson	2020-Present
Jason Phillips	2016
Tim Phillips	1990-96
Wade Phillips	1975
Don Pierce	1945
Don Pile	1978-79
Dick Piskotsky	1954-57
Sam Pittman	2001
Ted Plumb	1972-73
Ron Powlus	2012-13
Glenn Presnell	1937
Dick Purdy	1981-82
Dave Putts	1954-57

## Q

Jan Quarless	1986-87
Nick Quartaro	2002-06

## R

Rich Rachel	1979-82
Ellis Rainsberger	1965
Bud Ratliff	1984-85
John Reagan	2005-09, 2014
Howard Reed	1910
Carl Reese	1975-76
Dick Reich	1956
"Tad" Reid	1923
Dick Reinking	1956
Max Replogle	1939
Wayne Replogle	1940-42, 1945-63
A.J. Ricker	2018
Garrett Riley	2017-18
Mike Rogers	1956
Golden Pat Ruel	1988-96
Gary Rutledge	1975-77

## S

Frank Sabatini	1955
John Sabo	1925-27
Bill Salmon	1997-2000
Bill Schaahe	1966
Elmer Schaahe	1943-44

Rip Scherer	2001
Karl Schlademan	1921-23
Paul Schofer	1954-57
Vince Semary	1975-76
Cassius Sendish	2018
Vic Shealy	2010-11
Mike Sheppard	1983
David Shirk	1939
Dan Shonka	1979
Ted Shultz	1924
Tom Sims	2009
Vantz Singletary	2011
Bobby Skahan	1971
Michael Slater	2016
Mike Solari	1983-85
Joe Spencer	1972-73
Russell Sprong	1922
Ralph Sproull	1915
Aaron Stamm	2010-11
Harold O. Steele	1926-27
Kent Stephenson	1979-82
Norm Stoppell	1956
Mano Stukey	1938
Milton Sullivant	1940
Mike Sweatman	1978-82

## T

Bernie Taylor	1961-66
Floyd Temple	1966-74
Calvin Thibodeaux	2015
Dick Tomey	1967-70
Carl Torbush	2010
Steve Tovar	2007-08
Larry Travis	1971
Tom Triplett	1956-62
Tucker	1902

## U

Hub Ulrich	1950-53
Chidera Uzo-Diribe	2020-Present

## V

Bob Valesente	1984-85
Lance Van Zandt	1975-76
Scott Vestal	2013-14

## W

Lynn O. Waldorf	1928
Jonathan Wallace	2020-Present
George Warhop	1985-86
Ed Warinner	2003-04, 2007-09
Dave Warner	1988-96
Lauri Wartiaenen	1954-57
Morris Watts	1982
Doug Weaver	1967-69
Jim Webster	1975-78
Bill Weidlein	1914
Vere Wellman	1964-66
A.H. "Pop" Werner	1949-52
Louis West	1986-87
Jack White	1975-78
Ardell Wiegandt	1997-2000
Del Wight	1997-98
Clayton Williams	1978
Ivy Williams	1979-81
Jesse Williams	2017-18
Robert Wimberly	2010-11
Buddy Wyatt	2010-14
Darrell Wyatt	1997-2000, 2010

## Y

Zach Yenser	2015-17
Bill Young	2002-07

## Z

Ron Zook	1983
----------	------




ARCHITECTS, ENGINEERS & BUSINESS FRIENDS WORKING FOR THE FUTURE OF KANSAS




**John Lautenschlager**  
President

1105 West 24th, Kansas City, MO 64108  
Phone (816) 756-3900  
Fax (816) 756-2982  
Email [pt1preflight@printtime.com](mailto:pt1preflight@printtime.com)  
[www.printtime.com](http://www.printtime.com)



*Good Luck this season from your friends at  
U.S. Engineering Company!*



**Air Power  
Consultants Inc.**

18903 West 157<sup>th</sup> Terrace 913-894-0044  
Olathe, KS 66062 Fax 913-894-0066



**EXCEL  
LINEN SUPPLY**  
Excellence in Linen Supply Since 1931

Towels • Aprons • Napkins  
Table Cloths • Rugs  
Dust Control  
Chef Apparel  
Promotional Items

[www.excellinen.com](http://www.excellinen.com) | 816.842.6565



**Doyle Field Services, Inc.**  
NEBB Certified  
Commissioning Professionals

**100% Veteran Owned Small Business**

8900 State Line Rd, Suite 420  
Leawood, KS 66206

Office 913.677.3374  
[www.dfstesting.com](http://www.dfstesting.com)



Rob Cunningham in Olathe (913) 422-5300  
Matt Charvat in Topeka (785) 266-4222  
Craig Penzler in Lawrence (785) 979-2616

**VISIT US AT  
KBSCI.COM**

**KNOWLEDGE  
BEYOND  
STRUCTURES**



**GENERAL  
CONTRACTOR**

**READY MIX CONCRETE  
BUTLER STEEL BUILDINGS  
GENERAL CONSTRUCTION**

Dodge City, KS  
620-225-0061  
Garden City, KS  
620-276-8409  
Liberal, KS  
620-624-0200

**JIM COFFIN**  
President

Guymon, OK  
580-338-3188  
Sublette, KS  
620-675-8301  
Hooker, OK  
580-652-2325



**Kansas Secured Title**

Title and Closing Services Throughout Kansas

*Service Beyond Expectation*

[www.kstdouglas.com](http://www.kstdouglas.com)

**TFMComm Inc**  
Wireless Communication Solutions

(785) 233-2343  
[www.tfmcomm.com](http://www.tfmcomm.com)

**MOTOROLA SOLUTIONS**  
Radio Solutions Channel Partner

910 E. 28th Street 125 SW Jackson Street  
Lawrence, KS 66046 Topeka, KS 66603



**FUN LIVES HERE**  
**Boot Hill** **Butler National**  
CASINO & RESORT Corporation

Dodge City, Kansas - [BootHillCasino.com](http://BootHillCasino.com) - Proud Kansas Companies

Gambling Problem? Getting Help is your Best Bet. 800.522.4700 [ksgamblinghelp.com](http://ksgamblinghelp.com)  
Must be 21 to enter. All rights reserved. BHCNC, LLC.

**I**

**Indigo Design, Inc.**  
The Art and Science of Parks

Specializing in Park and Recreation Facility Design  
Park System Master Plans • Community Parks  
Trail Systems • Neighborhood Parks  
Playgrounds and Play Gardens

[indigoparks.com](http://indigoparks.com)

# CONTRACTORS BUILDING FOR THE FUTURE OF KANSAS

*Mechanical Contractors*

# DESIGN

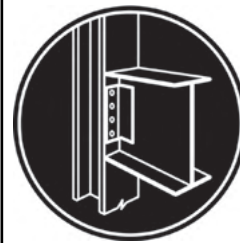
**Mechanical, Inc.**

**Mechanical Service • Mechanical Construction**

MECHANICAL SERVICE CONTRACTORS OF AMERICA  
**MSCA STAR QUALIFIED**

*...your assurance of quality and value*

**913-281-7200 • Kansas City, KS**  
Visit us on the web at [www.dmi-kc.com](http://www.dmi-kc.com)



**KANSAS CITY  
Structural Steel**

*Steel for good.*

**816.924.0977**

**[www.KCstructural.com](http://www.KCstructural.com)**

Sales Office at 11271 Strang Line Road  
Lenexa, KS 66215  
(913) 888-1071  
[kansascity@engineeredair.com](mailto:kansascity@engineeredair.com)


**EngA**

**ENGINEERED AIR**

**Made to Order HVAC Equipment**  
(Designed and built locally in DeSoto, KS)

Replacement equipment, hospitals, universities, schools, water treatment plants, warehouses, factories, natatoriums, hazardous locations, food-grade construction, coil replacements, specialty applications, etc...

**If you have  
an idea, we'll  
manufacture it!**



**MEI**

**TOTAL ELEVATOR SOLUTIONS**

SERVICE • REPAIR • MODERNIZATION • INSTALLATION  
"Working Together To Be The Best"

MEI  
1144 Booth Street  
Kansas City, KS 66103  
[www.meiusa.com](http://www.meiusa.com)

Phone: 816.221.3778  
Fax: 816.221.4254  
[ks@meiusa.com](mailto:ks@meiusa.com)

# BUILDING CERTAINTY.

## STRUCTSURE™ PROJECTS

**913.647.9400 • [StructSureProjects.com](http://StructSureProjects.com)**



**RESTORATION &  
WATERPROOFING  
CONTRACTORS,  
INC.**

**DAVID L. FALLEY**

1416 S.W. Auburn Road  
Topeka, KS 66615-1503  
phone 785-478-9538  
cell 785-640-6506  
fax 785-478-9572  
[dfalley@rwctopeka.com](mailto:dfalley@rwctopeka.com)  
[www.restoration-waterproof.com](http://www.restoration-waterproof.com)

**KISSICK  
CONSTRUCTION**

[kissickco.com](http://kissickco.com)  
816.363.5530



**Relationships are our  
Strongest Foundation**



[www.CentiMark.com](http://www.CentiMark.com)

14752 West 107th Street • Lenexa, KS 66215

**913-693-4130 • 800-746-8333**



ENGINEERING LASTING RELATIONSHIPS  
WITH INNOVATIVE SOLUTIONS  
MECHANICAL | ELECTRICAL | STRUCTURAL | CIVIL

PROFESSIONAL ENGINEERING CONSULTANTS PA  
[www.pec1.com](http://www.pec1.com)



**RD JOHNSON**  
EXCAVATING COMPANY

1705 N 1399 RD  
LAWRENCE, KS 66046

785-842-9100  
FAX 785-842-9113

**MCM | MIDWEST CONCRETE  
MATERIALS, INC.**

3645 E 23rd St, Lawrence, KS 66046  
(785) 843-1688 Toll Free (888) 244-2082 [www.4mcm.com](http://www.4mcm.com)

# CONTRACTORS BUILDING FOR THE FUTURE OF KANSAS

GENERATING TRUST  
**McElroy**  
ELECTRIC

EST. 1985

3300 SW Topeka Blvd    [McElroyElectric.com](http://McElroyElectric.com)  
Topeka, KS 66611    785.266.7111

## KOLDE

CONCRETE CONSTRUCTION

Placing Concrete  
since 1983

(785) 437-3730  
[KoldeConcrete.com](http://KoldeConcrete.com)



**ALL TEMP, INC.**

Industrial, Commercial & Residential Insulation

TIM CHAMBLIN

Insulation Whisperer

4915 Stilwell  
Kansas City, MO 64120  
816-483-0028  
Fax 816-242-0439  
Cell 816-896-6900  
Email [tchamblin@atindustriesinc.com](mailto:tchamblin@atindustriesinc.com)

An AT Industries Company



**FormanFord**  
Professional Glazing and Façade Contractor

*Glass Contractor Serving the  
Kansas City & Lawrence Markets*

924 Flint Street  
Overland Park

913.291.0751  
[www.formanford.com](http://www.formanford.com)

**POD'S**  
DISCOUNT CARPET TKP, INC.

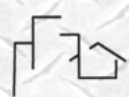
3009 Fourwheel Dr., Ste. B • Lawrence, KS 66047  
Bus: 785-865-5415 • Fax: 785-865-0789

**CURRENT**  
ELECTRICAL

COMMERCIAL | INDUSTRIAL | RESIDENTIAL

785.267.2108

**GO  
JAYHAWKS!**



**CAS INC.**  
CONSTRUCTION AND ABATEMENT SERVICES

**CDS**

COMPLETE  
DEMOLITION  
SERVICES, LLC

**Don Plaskett**  
**816-524-3233**



INNOVATIVE HVAC SOLUTIONS

**GO HAWKS!**

**REX H. MUSTAIN**  
President  
For more info, visit us at:  
[aap-kc.com](http://aap-kc.com)

**Associated Air Products, Inc.**  
14900 West 107th  
Lenexa, KS 66215

OFFICE: 913.894.5600  
FAX: 913.894.0648  
EMAIL: [rmustain@aap-kc.com](mailto:rmustain@aap-kc.com)

**DS** DESIGN SUPPLY  
DOORS

Office: (816) 483-5100  
Fax: (816) 483-5528

[www.designsupplyinc.com](http://www.designsupplyinc.com)

Commercial Doors & Hardware  
Service | Supply | Installation

**Kennedy**  
GLASS INC.

730 NEW JERSEY • P.O. BOX 681 • LAWRENCE, KS 66044  
Phone (785) 834-4416 • Fax (785) 843-6772





# GET CONNECTED



**LES  
MILES**

🐦 @COACHLESMILES



**D.J.  
ELIOT**

🐦 @COACHELIOT




**BRENT  
DEARMON**

🐦 @BRENTDEARMON



**JONATHAN  
WALLACE**

🐦 @COACHWALLACEKU



**KWAHN  
DRAKE**

🐦 @BAUWCOACHBABY



**JOSHUA  
EARGLE**

🐦 @JOSHUAEARGLE



**EMMETT  
JONES**

🐦 @KU\_EJONES



**CHEVIS  
JACKSON**

🐦 @CO\_JACKSON21



**LUKE  
MEADOWS**

🐦 @COACHMEADOWS



**JORDAN  
PETERSON**

🐦 @COACHJPETERSON



**CHIDERA  
UZO-DIRIBE**

🐦 @COACHDIRIBE96





# 2020 KANSAS FOOTBALL



9.12



9.26



10.3



10.17



10.24



10.31



11.7



11.21



11.28



12.5

