

KANSAS BASKETBALL

2020-21 MEDIA GUIDE



SCAN FOR SCHEDULE



ROCK CHALK

KANSAS MEN'S BASKETBALL
KANSAS MEN'S BASKETBALL
KANSAS MEN'S BASKETBALL

LOCK IN



LOCK IN



**QUICK
FACTS**
2

**MEET THE
JAYHAWKS**
43

**COACHES/
STAFF**
61

**2019-20
REVIEW**
81

**KANSAS
HISTORY**
119

**RECORD
BOOK**
159

2020-21 KANSAS MEN'S BASKETBALL SCHEDULE

Nov. 26 Gonzaga%
Nov. 27 Saint Joseph's%
Dec. 1 Kentucky#
Dec. 3 WASHBURN
Dec. 5 NORTH DAKOTA STATE
Dec. 8 CREIGHTON
Dec. 11 OMAHA
Dec. 13 TARLETON STATE
Dec. 17 at Texas Tech*
Dec. 22 WEST VIRGINIA*
Jan. 2 TEXAS*
Jan. 5 at TCU*
Jan. 9 OKLAHOMA*
Jan. 12 at Oklahoma State*

Jan. 16 IOWA STATE*
Jan. 18 at Baylor*
Jan. 23 at Oklahoma*
Jan. 26 TCU*
Jan. 30 at Tennessee*
Feb. 2 KANSAS STATE*
Feb. 6 at West Virginia*
Feb. 8 OKLAHOMA STATE*
Feb. 13 at Iowa State*
Feb. 16 at Kansas State*
Feb. 20 TEXAS TECH*
Feb. 22 at Texas*
Feb. 27 BAYLOR*
March 10-13 Big 12 Championship (Kansas City, Mo.)

2021 NCAA Championship Dates and Sites (as of 11.15.20)

March 13 - Selection Sunday
March 16-17 - First Four (Dayton, Ohio)
March 18 & 20 - First, Second Rounds (Boise, Dallas, Detroit, Providence)
March 19 & 21 - First, Second Rounds (Lexington, Raleigh, San Jose, Wichita)
March 25 & 27 - Sweet 16/Elite Eight (Denver, Minneapolis)
March 26 & 28 - Sweet 16/Elite Eight (Brooklyn, Memphis)
April 3 - Final Four (Indianapolis)
April 5 - National Championship (Indianapolis)

HOME GAMES IN CAPS: %Rocket Mortgage Fort Myers Tip-Off; #Champions Classic; *SEC/Big 12 Challenge; *Big 12 Conference game; All times Central.

TABLE OF CONTENTS

THIS IS KANSAS BASKETBALL 7

MEET THE JAYHAWKS 43

COACHES/STAFF

Head Coach Bill Self 62

Assistant Coaches 69

Basketball Staff 74

University Chancellor Douglas Girod 77

Director of Athletics Jeff Long 78

Kansas Athletics Staff 80

Compliance 81

2019-20 REVIEW

2019-20 Highlights 83

Non-Returning Player Stats 85

Season Results/Stats/Superlatives 87

2018-19 Box Scores 91

2020-21 OPPONENTS

Opponents/Postseason Dates 103

Nonconference Series History 106

Conference Series History 115

HISTORY

122 Years of Kansas Basketball 121

National Champions 127

Coaching History 132

All-Time Letterwinners 133

All-Time Jersey Numbers 135

Naismith Hall of Fame 136

Retired Jerseys 139

International Presence/McDonald's All-Americans 142

National Honors 143

Conference Honors 145

Jayhawks in the NBA 147

Poll History 149

Conference Championships 150

Conference Postseason Championship 151

Season-by-Season 152

Television History 154

Postseason History 157

RECORD BOOK

Team Single Game 160

Team Single Season 164

Individual Scoring 166

Field Goals 168

3-Point Field Goals 169

Free Throws 170

Rebounds 171

Assists 172

Steals 173

Blocked Shots 174

Double & Triple-Doubles 175

Freshmen 176

Miscellaneous 177

Victory Margin/Overtime 178

Opponents 179

Win Streaks/Attendance 180

Allen Fieldhouse 181

Big 12 Championship Records 182

NCAA Tournament Records 183

Kansas vs. AP Ranked Opponents 184

Year-by-Year Statistics 185

Year-by-Year Results 188

Exhibition History 211

Jayhawk IMG Sports Marketing 215

Media Information 216

CREDITS

The 2020-21 University of Kansas men's basketball media guide was produced by the Kansas Athletics Communications Office.

Editors
Chris Theisen, Andy Eisch

Cover Design
Keenen Jones, Kathleen Cooper

Editorial/Design Assistance
Erin Penning

Photography
Kansas Athletics Communications Archives, University Relations, University Archives, *Lawrence Journal-World*, Associated Press, Lawrence Convention and Visitor's Bureau, NBA Teams (via Getty Images), KU Student Housing, DeBruce Center, KU Marketing Communications

The University of Kansas prohibits discrimination on the basis of race, color, ethnicity, religion, sex, national origin, age, ancestry, disability, status as a veteran, sexual orientation, marital status, parental status, gender identity, gender expression and genetic information in the University's programs and activities. The following person has been designated to handle inquiries regarding the non-discrimination policies: Director of the Office of Institutional Opportunity and Access, IOA@ku.edu, 1246 W. Campus Road, Room 153A, Lawrence, KS, 66045, (785) 864-6414, 711 TTY.

QUICK FACTS



UNIVERSITY INFORMATION

Location	Lawrence, Kan.
School Founded	1866
Enrollment	28,423
Nickname	Jayhawks
Colors	Crimson (Pantone 186) and Blue (Pantone 293)
Chancellor	Douglas A. Girod (UC-Davis, 1981)
Director of Athletics	Jeff Long (Ohio Wesleyan, 1982)

HISTORY

Seasons of Basketball	123rd in 2020-21
First Season	1898-99
All-Time Record	2,302-862
Conference Regular-Season Titles (last)	62 (2020)
Conference Postseason Tournament Titles (last)	15 (2018)
NCAA Tournament Appearances (last)	48 (2019)
NCAA Final Four Appearances (last)	15 (2018)
NIT Appearances (last)	2 (1969)

ALLEN FIELDHOUSE INFORMATION

Name	Allen Fieldhouse
Year Opened	1955
Capacity	16,300
Consecutive Sellouts	306 games (Since 2001-02 season)
Record (undefeated seasons)	802-114 (20)
Record Under Bill Self (undefeated seasons)	264-14 (7)

COACHING STAFF

Head Coach	Bill Self
Alma Mater	Oklahoma State, 1985
Record at KU	501-109 (17 Seasons)
Overall Record	708-214 (27 Seasons)

Assistant Coaches and Staff

Kurtis Townsend	Assistant Coach	17th season
Norm Roberts	Assistant Coach	10th season
Jerrance Howard	Assistant Coach	Eighth season
Fred Quartlebaum	Director of Basketball Operations	Eighth season
Brennan Bechard	Director of Student-Athlete Development	12th season
Jeremy Case	Video Coordinator	Sixth season

2019-20 REVIEW

2019-20 Overall Record	28-3
Conference Record (finish)	17-1 (1st)
Home Record	15-1
Road Record	10-1
Neutral Site Record	3-1
Big 12 Championship	N/A
NCAA Tournament	N/A

SUPPORT STAFF

Sean Lester	Deputy Athletics Director
Joanie Stephens	Administrative Assistant to the Head Coach
Tami Hoffman	Administrative Assistant
Bill Cowgill	Associate Director of Sports Medicine
Dr. Ramsey Nijem	Director of Sport Performance
Vince McKamie	Assistant Athletics Director
	Academic and Career Counseling
Dr. Scott Ward	Associate Athletics Director
	Student-Athlete Development
Larry Hare	Assistant Athletics Director
	Equipment
Jon Felton	Head Student Manager
Jaden Guard	Student Manager
Jack Lombardo	Student Manager
Ashton Pilz	Student Manager

COMMUNICATIONS

Primary Contact	Chris Theisen
Office Phone	785.864.3474
Cell Phone	785.331.9356
Email	theisen@ku.edu

Secondary Contact	Andy Eisch
Office Phone	785.330.3698
Email	aeisch@ku.edu

Website	KUAthletics.com
Twitter	@KUHoops
Instagram	@KUHoops

RETURNING LETTERMEN

TOTAL (9)

POS.	NAME	YR.	EXP.
G....	Ochai Agbaji	Jr.	2L
G....	Christian Braun	So.	1L
G/F..	Tristan Enaruna	So.	1L
G....	Marcus Garrett	Sr.	3L
G....	Michael Jankovich	So.	1L
F....	Mitch Lightfoot	RS-Sr.	3L
F....	David McCormack	Jr.	2L
G....	Chris Teahan	Sr.	3L
F....	Jalen Wilson	RS-Fr.	RS

NON-RETURNING LETTERMEN

TOTAL (5)

POS.	NAME	YR.	EXP.
F....	Udoka Azubuike	Sr.	4L
F....	Silvio De Souza	Sr.	2L
G....	Devon Dotson	So.	2L
G....	Elijah Elliott	RS-Fr.	HS
G....	Isaiah Moss	Sr.	4L

RETURNING NUMBERS

Category	19-20	Return	Lost	%Back
Minutes	6,225	3,406	2,819	54.7
Points	2,312	1,262	1,050	54.6
Field Goals	851	390	461	45.8
3-Pointers	199	109	90	54.8
Free Throws	411	161	250	39.2
Rebounds	1196	630	566	52.7
Assists	432	260	172	60.2
Blocked Shots	145	46	99	31.7
Steals	237	143	94	60.3

2019-20 HONOREES

**RETURNING
OCHAI AGBAJI**

All-Big 12 Honorable Mention
Academic All-Big 12 Second Team

CHRISTIAN BRAUN

Big 12 All-Freshman Team

MARCUS GARRETT

Naismith Defensive Player of the Year
ESPN.com Defensive Player of the Year
USBWA All-District VI
Big 12 Defensive Player of the Year
All-Big 12 Second Team (AP)
All-Big 12 Third Team (Coaches)
Big 12 All-Defensive Team

DAVID MCCORMACK

Academic All-Big 12 First Team

LOST

UDOKA AZUBUIKE

Consensus All-America Second Team
Senior CLASS Award All-American
Associated Press All-America Second Team
NABC All-America First Team
NABC Defensive Player of the Year
Wooden Award All-American
Wooden Award Finalist (1 of 5)
Naismith Trophy Finalist (1 of 4)
ESPN.com All-American First Team
USBWA All-America First Team
USBWA All-District VI
Bleacher Report All-America Second Team
Sporting News All-American Second Team
Big 12 Player of the Year (Coaches & AP)
All-Big 12 First Team (Coaches & AP)
Big 12 All-Defensive Team
Kareem Abdul-Jabbar Award Finalist (1 of 5)
Academic All-Big 12 First Team
NCAA.com Player of the Week (2.24.20)
Naismith Trophy Player of the Week (2.24.20)
3x Big 12 Player of the Week (1.27.20, 2.10.20, 2.24.20)
Oscar Robertson Trophy Midseason Watch List (1 of 12)
Senior CLASS Award Finalist (1 of 10)
Oscar Robertson Player of the Year Watch List
Maui Invitational Co-MVP & All-Tournament Team
NABC Player of the Year Watch List (1 of 20)
Preseason Associated Press All-America Honorable Mention
Preseason All-Big 12
Preseason Big 12 Player of the Year

DEVON DOTSON

Consensus All-America Second Team
Wooden Award All-American
Associated Press All-America Second Team
NABC All-America Second Team
Bob Cousy Award Finalist (1 of 5)
Sporting News All-America Second Team
ESPN.com All-American First Team
USBWA All-America Second Team
USBWA All-District VI
Bleacher Report All-America First Team
All-Big 12 First Team (Coaches & AP)
Naismith Trophy Semifinalist (1 of 10)
Oscar Robertson Trophy Midseason Watch List (1 of 12)
Wooden Award National Ballot
3x Big 12 Player of the Week (12.16.19, 12.2.19, 2.3.20)
Sporting News Midseason All-America Third Team
Maui Invitational Co-MVP & All-Tournament Team
NABC Player of the Year Watch List (1 of 20)
Preseason Associated Press All-America Honorable Mention
Preseason All-Big 12

ISAIAH MOSS

Big 12 Newcomer of the Week (1.20.20)

Returning Leaders

Points	Ochai Agbaji	309 (10.0)
Field Goals	Ochai Agbaji	115
Field Goal Pct.	David McCormack	52.9
3-Pointers	Ochai Agbaji	46
3-Point Pct.	Christian Braun	44.4
Free Throws	Marcus Garrett	56
Free Throw Pct.	David McCormack	81.3
Rebounds	Marcus Garrett	140 (4.5)
Assists	Marcus Garrett	144 (4.6)
Blocked Shots	David McCormack	12 (0.41)
Steals	Marcus Garrett	49 (1.7)

NEWCOMERS

TOTAL (5)

POS.	NAME	YR.	EXP.
G....	Tyon Grant-Foster	Jr.	TR
G....	Dajuan Harris	RS-Fr.	HS
G....	Latrell Johnson	Fr.	HS
G....	Gethro Muscadin	Fr.	HS
F....	Bryce Thompson	Fr.	HS

2019-20 NCAA & BIG 12 STATS

STAT (KU)	NCAA	BIG 12
W-L Percentage (28-3, 90)	4th	1st
Scoring (74.6)	87th	1st
Scoring Defense (60.7)	9th	1st
Scoring Margin (+13.9)	5th	1st
Rebounding (38.6)	42nd	2nd
Rebounding Def. (32)	42nd	1st
Rebounding Margin (+6.6)	18th	2nd
Assists (13.9)	101st	3rd
Assist-Turnover ratio (1.1)	101st	3rd
Turnover Margin (+0.4)	-	8th
Steals (7.6)	63rd	5th
Blocks (4.7)	27th	2nd
Field Goal Percentage (48.4)	9th	1st
Field Goal Percentage Def. (37.7)	3rd	1st
3PT Field Goal Percentage (34.4)	116th	4th
3PT Field Goal Percentage Def. (30.5)	51st	3rd
Free Throw Percentage (66.7)	301st	7th

2020-21 ROSTER

NUMERICAL ROSTER

NO.	NAME	HT.	WT.	POS.	YR.-EXP.	HOMETOWN / HIGH SCHOOL / PREVIOUS SCHOOL
0	Marcus Garrett	6-5	195	G	Sr.-3L	Dallas, Texas / Skyline HS
1	Tyon Grant-Foster	6-7	190	G	Jr.-TR	Kansas City, Kan. / Schlagle HS / Indian Hills CC
2	Christian Braun	6-6	205	G	So.-1L	Burlington, Kan. / Blue Valley Northwest HS
3	Dajuan Harris	6-1	160	G	Fr.-RS	Columbia, Mo. / Rock Bridge HS
4	Latrell Jossell	5-11	155	G	Fr.-HS	Chicago, Ill. / Keller Central HS [Texas]
10	Jalen Wilson	6-8	215	F	Fr.-RS	Denton, Texas / John H. Guyer HS
12	Chris Teahan	6-4	195	G	Sr.-3L	Leawood, Kan. / Rockhurst HS
13	Tristan Enaruna	6-8	200	G/F	So.-1L	Almere, Flevoland, Netherlands / Wasatch Academy [Utah]
20	Michael Jankovich	6-5	185	G	So.-1L	Dallas, Texas / Northfield Mount Hermon [Mass.]
24	Bryce Thompson	6-5	188	G	Fr.-HS	Tulsa, Okla. / Booker T. Washington HS
30	Ochai Agbaji	6-5	210	G	Jr.-2L	Kansas City, Mo. / Oak Park HS
33	David McCormack	6-10	265	F	Jr.-2L	Norfolk, Va. / Oak Hill Academy
35	Gethro Muscadin	6-10	220	F	Fr.-HS	Gonaives, Haiti / Aspire Academy [Ky.]
44	Mitch Lightfoot	6-8	225	F	SR-RS	Gilbert, Ariz. / Gilbert Christian HS

ALPHABETICAL ROSTER

NO.	NAME	HT.	WT.	POS.	YR.-EXP.	HOMETOWN / HIGH SCHOOL / PREVIOUS SCHOOL
30	Ochai Agbaji	6-5	210	G	Jr.-2L	Kansas City, Mo. / Oak Park HS
2	Christian Braun	6-6	205	G	So.-1L	Burlington, Kan. / Blue Valley Northwest HS
13	Tristan Enaruna	6-8	200	G/F	So.-1L	Almere, Flevoland, Netherlands / Wasatch Academy [Utah]
0	Marcus Garrett	6-5	195	G	Sr.-3L	Dallas, Texas / Skyline HS
1	Tyon Grant-Foster	6-7	190	G	Jr.-TR	Kansas City, Kan. / Schlagle HS / Indian Hills CC
3	Dajuan Harris	6-2	160	G	Fr.-HS	Columbia, Mo. / Rock Bridge HS
20	Michael Jankovich	6-5	185	G	So.-1L	Dallas, Texas / Northfield Mount Hermon [Mass.]
4	Latrell Jossell	5-11	155	G	Fr.-HS	Chicago, Ill. / Keller Central HS [Texas]
44	Mitch Lightfoot	6-8	225	F	SR-RS	Gilbert, Ariz. / Gilbert Christian HS
33	David McCormack	6-10	265	F	Jr.-2L	Norfolk, Va. / Oak Hill Academy
35	Gethro Muscadin	6-10	220	F	Fr.-HS	Gonaives, Haiti / Aspire Academy [Ky.]
12	Chris Teahan	6-4	195	G	Sr.-3L	Leawood, Kan. / Rockhurst HS
24	Bryce Thompson	6-5	188	G	Fr.-HS	Tulsa, Okla. / Booker T. Washington HS
10	Jalen Wilson	6-8	215	F	Fr.-RS	Denton, Texas / John H. Guyer HS

STAFF

NAME	POSITION	YEARS AT KU	ALMA MATER (YEAR)
Bill Self	Head Coach	18th	Oklahoma State (1985)
Kurtis Townsend	Assistant Coach	17th	Western Kentucky (1982)
Norm Roberts	Assistant Coach	10th	Queens College (1987)
Jerrance Howard	Assistant Coach	Eighth	Illinois (2004)
Fred Quattlebaum	Director of Basketball Operations	Eighth	Fordham (1989)
Brennan Bechard	Director of Student-Athlete Development	12th	Kansas (2009)
Jeremy Case	Video Coordinator	Sixth	Kansas (2007)
Dr. Ramsey Nijem	Director of Sport Performance	Second	UC Santa Barbara (2012)

PRONUNCIATION GUIDE

Ochai AgbajiOH-chie uh-BAH-gee
Christian BraunBROWN
Tristan Enarunaen-uh-ROO-nuh
Michael JankovichJANG-koh-vitch



RADIO/TV ROSTER

INTRODUCTION

ROCK CHALK
JAYHAWK



0 **MARCUS GARRETT**
Sr. / G / 6-5 / 195
Dallas, Texas



1 **TYON GRANT-FOSTER**
Jr. / G / 6-7 / 190
Kansas City, Kan.



2 **CHRISTIAN BRAUN**
So. / G / 6-6 / 205
Burlington, Kan.



3 **DAJUAN HARRIS**
RS-Fr. / G / 6-1 / 160
Columbia, Mo.



4 **LATRELL JOSSELL**
Fr. / G / 5-11 / 155
Chicago, Ill.



10 **JALEN WILSON**
RS-Fr. / F / 6-8 / 215
Denton, Texas



12 **CHRIS TEAHAN**
Sr. / G / 6-4 / 195
Leawood, Kan.



13 **TRISTAN ENARUNA**
So. / G/F / 6-8 / 200
Flevoland, Netherlands



20 **MICHAEL JANKOVICH**
So. / G / 6-5 / 185
Dallas, Texas



24 **BYRCE THOMPSON**
Fr. / G / 6-5 / 188
Tulsa, Okla.



30 **OCHAI AGBAJI**
Jr. / G / 6-5 / 210
Kansas City, Mo.



33 **DAVID McCORMACK**
Jr. / F / 6-10 / 265
Norfolk, Va.



35 **GETHRO MUSCADIN**
Fr. / F / 6-10 / 220
Gonaives, Haiti



44 **MITCH LIGHTFOOT**
RS-Sr. / F / 6-8 / 225
Gilbert, Ariz.



BILL SELF
Head Coach
18th Year at Kansas



KURTIS TOWNSEND
Assistant Coach
17th Year at Kansas



NORM ROBERTS
Assistant Coach
10th Year at Kansas



JERRANCE HOWARD
Assistant Coach
Eighth Year at Kansas



FRED QUARTLEBAUM
Director of Basketball
Operations
Eighth Year at Kansas



BRENNAN BECHARD
Director of Student-
Athlete Development
12th Year at Kansas



JEREMY CASE
Video Coordinator
Sixth Year at Kansas



DR. RAMSEY NIJEM
Director of Sport Performance
Second Year at Kansas

Trusted. Local. Blue.

That's healthcare the Kansas way.



Proud Partner of Kansas Athletics



Visit us at bcbsks.com



BlueCross BlueShield
Kansas

1133 SW Topeka Blvd
Topeka, KS 66629

LNP 11/20 An independent licensee of the Blue Cross Blue Shield Association.



**THIS IS
KANSAS BASKETBALL**

2020-21 KANSAS BASKETBALL GAME DAY

From the Rock Chalk Chant, the students throwing confetti, the award-winning videos and the raucous pep band, Allen Fieldhouse is a cathedral when it comes to college basketball. The term “Bucket List” is referenced by many teams, fans and even reporters discussing the Fieldhouse and James Naismith Court. Almost every game in The Fieldhouse has celebrities, local and national, in attendance. Kansas is 802-114 all-time in Allen Fieldhouse, including a 264-14 record under Bill Self. KU has won more Big 12 regular-season titles, 15, than lost home games (14) in the Bill Self era.



ALLEN FIELDHOUSE WAS RANKED THE NO. 1 COLLEGE BASKETBALL VENUE BY NCAA.COM IN JULY 2018.



2020-21 KANSAS BASKETBALL GAME DAY



ALLEN FIELDHOUSE



THIS IS KANSAS BASKETBALL

ROCK CHALK JAYHAWK

802-114

KANSAS' ALL-TIME
RECORD IN AFH

264-14

RECORD UNDER
BILL SELF

20

UNDEFEATED
SEASONS OVERALL

2012

NAISMITH
AWARDS

STUDENT SECTION OF THE YEAR



16,300

ALLEN FIELDHOUSE
CAPACITY

3,500

NUMBER OF STUDENT
SECTION SEATS

306

CONSECUTIVE
SELLOUTS

2020-21 KANSAS BASKETBALL FIRST-CLASS FACILITIES



11,600 SQ. FT.


PRACTICE FACILITY

5,000 SQ. FT.

CLUBHOUSE & LOCKER ROOM


14,000 SQ. FT.

ACADEMIC SUPPORT BUILDING



2020-21 KANSAS BASKETBALL
FIRST-CLASS FACILITIES

THE KANSAS BASKETBALL FACILITIES, COMPLETED IN OCTOBER 2009 AT \$55 MILLION, ARE SECOND TO NONE. THE FIRST-CLASS FACILITIES PROVIDE THE STUDENT-ATHLETE WITH AN ENVIRONMENT FOR SUCCESS.






DeBruce Center

One of the most storied programs in college basketball took another step toward asserting its prestige and place in history as the University of Kansas broke ground on the 32,000-square-foot DeBruce Center in May 2014. The center, made possible by a leadership gift from the DeBruce Foundation, permanently houses James Naismith's original "Rules of Basketball," strengthening the school's tie to the inventor of the game and the Jayhawks' first coach.

With a connection to Allen Fieldhouse through the second-floor concourse and the Booth Family Hall of Athletics, the DeBruce Center supports current and future exhibits around the history of the game and Kansas' rich basketball tradition.

DeBruce also consists of a student activity center built to accommodate seating for 320 that includes retail dining, café seating, a dining area for both the KU men's and women's basketball teams and a catered event space.





Marie S. McCarthy Hall

University of Kansas alumni Kent and Missy McCarthy donated the lead gift for the financing of Phase One of the Marie S. McCarthy Hall project at KU in February 2014.

The hall, which opened in October 2015, houses the men's basketball team and an equal number of distinguished non-student-athletes, was built on Naismith Drive, just south of Allen Fieldhouse.

The hall is named for Kent's late mother, Marie S. McCarthy. Born in 1929, Marie grew up on a farm in central Kansas during the dust bowl days of the 1930s. She attended KU on a math scholarship – a rarity for women in that era. Kent is a 1988 graduate of the KU School of Business.

The McCarthys have been generous donors to the University of Kansas and Kansas Athletics for many years. Their past support made possible the named facility for Jayhawk baseball - the McCarthy Family Clubhouse.



2020-21 KANSAS BASKETBALL MEDIA EXPOSURE

Every Kansas men's basketball game since the 1991-92 season has been televised. Besides the nationally-televised postseason contests, KU averages over 25 games per season on the ESPN family of networks (ESPN, ESPN2, ESPNU). The Jayhawks also make regular in-season appearances on CBS and Fox Sports in addition to their own Jayhawk Television Network. Though Kansas has appeared on CBS at least once for the last 36-consecutive seasons, the Jayhawks will play at least one time on the national channel in 2020-21.

1,028

CONSECUTIVE KANSAS
BASKETBALL GAMES
HAVE BEEN BROADCAST
ON TV

24

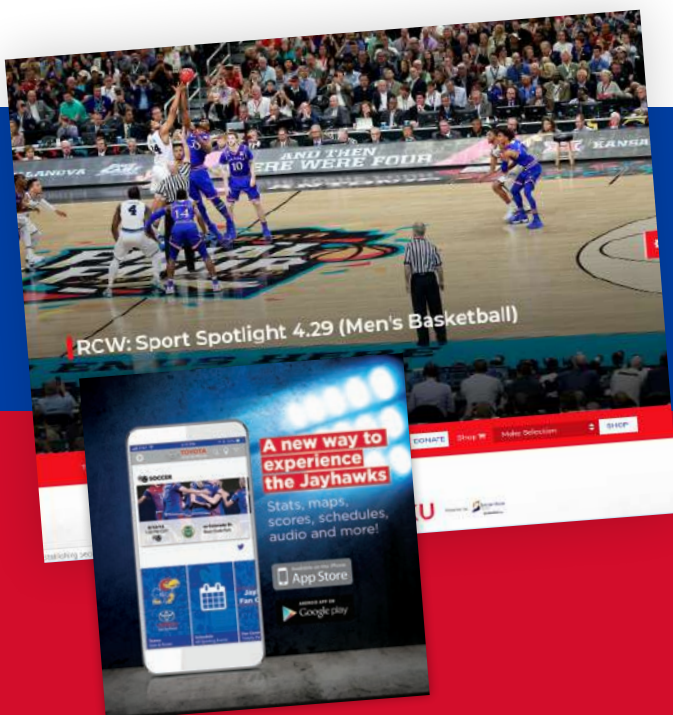
KANSAS BASKETBALL GAMES
THAT WERE AVAILABLE TO
WATCH ON THE ESPN FAMILY
OF NETWORKS IN 2019-20

36

CONSECUTIVE YEARS
THAT KANSAS HAS
PLAYED
GAMES ON CBS




FSKANSASCITY



KUATHLETICS.COM, the official webpage of Kansas Athletics gives Jayhawk fans an inside look at behind-the-scenes action of all of the Kansas Athletics teams, from feature stories to unique videos and photos that can't be seen anywhere else!


KANSAS JAYHAWKS APP, the official mobile app of the Kansas Jayhawks offers a unique part of the Kansas gameday experience for KU athletic events. Subscribers can catch breaking team news, view updated statistics, access video-on-demand, watch live video streams as well access pregame previews and read game recaps.



KANSAS HAS ONE OF THE LARGEST SOCIAL MEDIA FOLLOWINGS IN ALL OF COLLEGE BASKETBALL (1,500,000 ACROSS ALL PLATFORMS).



KU'S TWITTER PRESENCE IS ONE OF THE LARGEST IN THE ENTIRE NCAA.



KANSAS ATHLETICS BOASTS TOP-10 FOLLOWER COUNTS NATIONALLY ON TWITTER, INSTAGRAM AND SNAPCHAT.

2020-21 KANSAS BASKETBALL LATE NIGHT IN THE PHOG



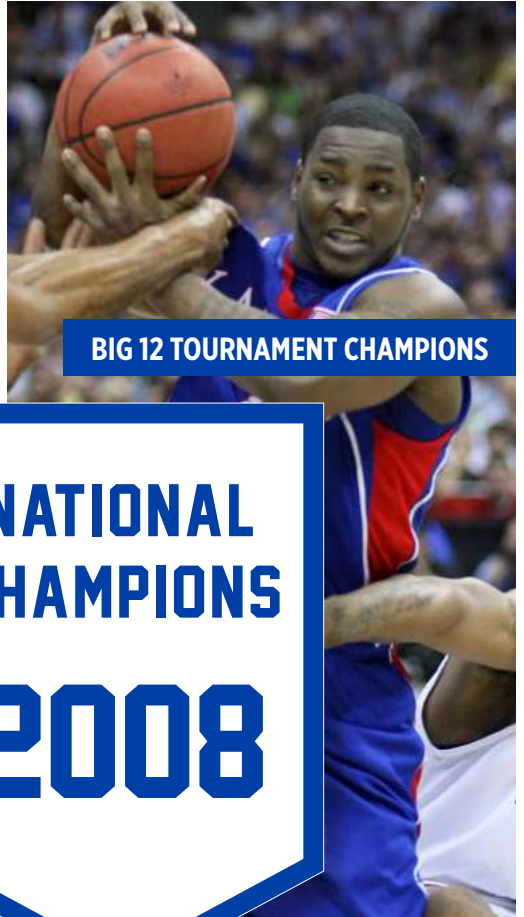
FOR 37-CONSECUTIVE YEARS, KANSAS HAS KICKED OFF EVERY BASKETBALL SEASON WITH THE ANNUAL LATE NIGHT IN THE PHOG.

WITH 16,300 PACKING ALLEN FIELDHOUSE EVERY YEAR, FANS ENJOY SKITS, CELEBRITY APPEARANCES, DANCING, WORLD-CLASS ARTIST PERFORMANCES AND A TEAM SCRIMMAGE DURING THE EVENT.





KANSAS SET A
SCHOOL RECORD
WITH 37 WINS IN
2007-08



BIG 12 TOURNAMENT CHAMPIONS

NATIONAL CHAMPIONS 2008



KANSAS' 13TH FINAL FOUR



FIRST TIME IN NCAA
TOURNAMENT HISTORY,
ALL FOUR NO. 1
SEEDS REACHED THE
FINAL FOUR



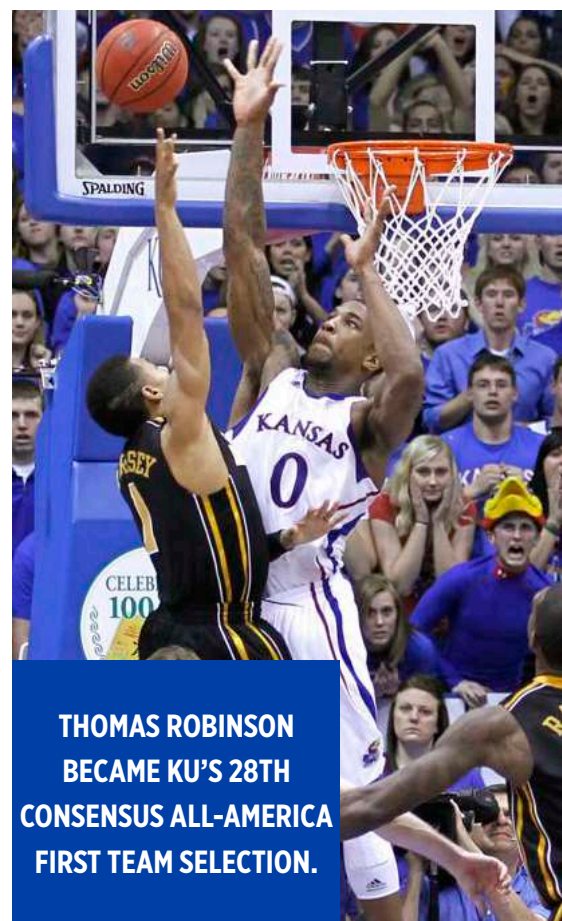
BIG 12 REGULAR-SEASON CHAMPIONS WITH A 16-2 RECORD, TWO GAMES AHEAD OF RUNNER-UP MISSOURI.



THE JAYHAWKS WERE 16-0 IN ALLEN FIELDHOUSE



KANSAS' 14TH FINAL FOUR



THOMAS ROBINSON BECAME KU'S 28TH CONSENSUS ALL-AMERICA FIRST TEAM SELECTION.




2012 NCAA RUNNER-UP

MIDWEST REGIONAL CHAMPION



AT 31-7, KU TALLIED ITS 15TH 30-WIN SEASON AND ITS NINTH UNDER BILL SELF.



2020-21 KANSAS BASKETBALL JAYHAWKS IN THE NBA



JOEL EMBIID SIXERS



KELLY OUBRE JR. WARRIORS




JOSH JACKSON GRIZZLIES



MARCUS MORRIS CHIPPERS



FRANK MASON III BUCKS



BEN McLEMORE HOUSTON

2020-21 KANSAS BASKETBALL
JAYHAWKS IN THE NBA



SVI MYKHAILIUK PISTONS



CHEICK DIALLO SUNS



DEVON DOTSON BULLS



MARKIEFF MORRIS LAKERS



UDOKA AZUBUIKE JAZZ



DEVONTE' GRAHAM HORNETS



ANDREW WIGGINS WARRIORS

BILL SELF



708

CAREER VICTORIES FOR COACH BILL SELF

THE SIXTH FASTEST TO REACH 700 WINS IN NCAA DIVISION I HISTORY



BILL SELF
18th SEASON

BILL SELF HEAD COACH

KURTIS TOWNSEND ASSISTANT COACH

NORM ROBERTS ASSISTANT COACH

JERRANCE HOWARD ASSISTANT COACH






KURTIS TOWNSEND
17th SEASON



14

HAS BEEN PART OF KU'S NCAA-RECORD 14-STRAIGHT BIG 12 REGULAR-SEASON TITLES, INCLUDING 23 NBA DRAFTEES AND 54 ALL-BIG 12 JAYHAWKS



NORM ROBERTS
10th SEASON



20+

INVOLVED IN RECRUITING AND DEVELOPMENT OF MORE THAN 20 JAYHAWKS WHO HAVE GONE ON TO PLAY PROFESSIONALLY



JERRANCE HOWARD
EIGHTH SEASON



**40
UNDER
40**

JERRANCE HOWARD WAS NAMED TO ESPN.COM'S 40 UNDER 40 COACHES LIST IN 2020.

128

COMBINED SEASONS OF EXPERIENCE THE KANSAS MEN'S BASKETBALL STAFF HAS, INCLUDING 37 AS HEAD COACHES

22

BIG 12 CHAMPIONSHIPS FOR KANSAS UNDER BILL SELF (14 REGULAR SEASON, 8 POSTSEASON)

501

VICTORIES IN 18 SEASONS AT KANSAS FOR BILL SELF, THE MOST WINS BY ANY NCAA DIVISION I SCHOOL IN THAT SPAN

2020-21 KANSAS BASKETBALL SPORTS PERFORMANCE

The University of Kansas strength & conditioning department is dedicated to helping our student-athletes' athletic abilities as related to each sport. We are committed to creating a safe and positive training environment in which the athletes want to work hard and develop not only their physical attributes, but also their mental growth.



60+

**YEARS OF COMBINED
EXPERIENCE ON STAFF**



6


**CERTIFIED STRENGTH &
CONDITIONING COACHES
WHO WORK WITH MEN'S
BASKETBALL ON A DAILY
BASIS**

42K

**SQUARE FEET IN THE
ANDERSON STRENGTH &
CONDITIONING CENTER**

430

**STUDENT-ATHLETES
(APPROXIMATELY) WORKED
WITH EVERY DAY**




Dr. Ramsey Nijem, Sc.D, was named Men's Basketball Director of Sport Performance at Kansas in September of 2019.

Nijem (pronounced Nigh-jum) came to Kansas after working the previous five years with the Sacramento Kings of the NBA, where he managed all aspects of sport performance.



2020-21 KANSAS BASKETBALL JAYHAWKS IN THE COMMUNITY





BIG 12 BLACK ASSISTANT COACHES ALLIANCE (BACA)

THE BIG 12 BACA HAS BEEN FORMED AS A RESPONSE TO THE ONGOING SOCIAL UNREST THAT HAS HISTORICALLY INFLUENCED OUR SOCIETY IN AN ADVERSE WAY. THE INTENT OF OUR GROUP IS TO WORK IN CONCERT WITH EACH MEMBER INSTITUTION'S STUDENT-ATHLETE DEVELOPMENT UNIT. WE WILL FOCUS OUR EFFORTS TO ASSIST IN EDUCATING, UNIFYING, SERVING AND SUPPORT ALL BIG 12 STUDENT-ATHLETES AND COACHES.

THE ALLIANCE IS MADE UP OF MEN AND WOMEN ASSISTANT COACHES IN THE BIG 12 CONFERENCE THAT ARE PASSIONATELY DEDICATED TO TAKING ACTION IN OR MAINTAINING A SUPPORTIVE AND INCLUSIVE ENVIRONMENT FOR ALL STUDENT-ATHLETES AND COACHES.

THE GOAL OF THE ALLIANCE IS TO CREATE EFFECTIVE PLATFORMS FOR BUILDING BETTER OPPORTUNITIES THROUGH TRANSPARENCY, ECONOMIC AND FINANCIAL LITERACY PROGRAMS AND CIVIC ENGAGEMENT INITIATIVES FOR ALL STUDENT-ATHLETES AND COACHES. THE INITIATIVES INCLUDE STUDENT-ATHLETE VOTER REGISTRATION AND EMPOWERMENT, POLICE PARTNERSHIP, STUDENT-ATHLETE FINANCIAL FITNESS PROGRAMS AND STUDENT-ATHLETE LEADERSHIP ACADEMY.

OUR CORE VALUES

TO EDUCATE THROUGH ORGANIZING FACT-BASED LITERATURE, SPEAKERS AND EVENTS THAT WOULD ENCOURAGE AWARENESS AND KNOWLEDGE.

TO UNIFY BY INCLUDING ALL STUDENT-ATHLETES AND COACHES WITHIN THE BIG 12 CONFERENCE TO PARTICIPATE IN ORGANIZED EVENTS.

TO SERVE BY BEING PHYSICALLY PRESENT AND ACTIVE IN PROVIDING INFORMATION AND PARTICIPATING IN ALL EVENTS AND ACTIVITIES.

TO SUPPORT INTERCOLLEGIATE COLLABORATIVE INITIATIVES THAT HOLISTICALLY ADVANCE OUR MISSION.



1. ACADEMICS

The Student-Athlete Support Services staff focuses all collective resources in support of the academic, personal and interpersonal development of each individual it serves. As part of its commitment to the academic success of its athletes, Kansas Athletics completed a new academic complex in the summer of 2009. The facility features individual study rooms, a computer lab and offices for all Student-Athlete Support Services personnel.

STRATEGIC AND INSTRUCTIONAL TUTORING PROGRAMS (STP)

- Tutoring is available to any student-athlete, regardless of scholarship status or sport.
- Many of the tutors working within STP are instructors or teaching assistants at KU. Some are undergraduate students who have excelled in their respective subject areas.
- Both programs offer individualized tutoring as well as small study groups.
- STP schedules nearly 2,000 tutoring sessions per week for more than 350 student-athletes working with tutors each week each semester.
- STP has more than 120 tutors who work with student-athletes who request tutoring assistance.

1,000

FOUR-YEAR APR SCORE, THE HIGHEST SCORE ATTAINABLE, EARNED BY KANSAS MEN'S BASKETBALL IN 2019. KU MEN'S BASKETBALL HAS ATTAINED THE HIGHEST APR SCORE FOR TWO-STRAIGHT SEASONS.

272

STUDENT-ATHLETES LOGGED GPAS BETWEEN 3.0 AND 4.0 IN SPRING 2019

15

KANSAS MEN'S BASKETBALL HAS 15 FIRST TEAM ACADEMIC ALL-AMERICANS IN PROGRAM HISTORY

38

FOUR-YEAR MEN'S BASKETBALL PLAYERS UNDER BILL SELF WHO HAVE EARNED THEIR DEGREE AT KU

3.21

KANSAS MEN'S BASKETBALL SET A PROGRAM RECORD 3.21 GPA DURING THE 2020 SPRING SEMESTER. DURING THE SEMESTER






1



2



3



4



5

1. FRESHMAN LEADERSHIP ACADEMY

To develop committed leaders who represent the University of Kansas and its intercollegiate athletic programs with pride, integrity and intense competitive spirit.

2. EMERGENT LEADER RETREATS

Student-athletes, selected by their coaches, attend an overnight Jayhawk Leadership Retreat twice a year. They participate in activities, exercises and discussions designed to enhance leadership skills from a strengths-based perspective.

3. CAREER DEVELOPMENT

A career development progression; beginning with a career interest inventory, resume review, career coaching, mock interviews, utilizing KU Career Connections and Kansas Athletics' Career Fair.

4. STUDENT-ATHLETE ADVISORY COMMITTEE

SAAC's mission is to enhance the total student-athlete experience, protect student-athlete welfare and promote a positive student-athlete image. Around 50 student-athletes serve as SAAC members.

5. COMMUNITY SERVICE

Developing leaders off the field by fostering an environment in which the student-athletes understand and value the benefits of giving back to their community.

6. JAYHAWKS AFTER COLLEGE

Kansas Athletics and K Club have teamed up to assist student-athletes in connecting with former student-athletes to aid in the transition after college.



6

2020-21 KANSAS BASKETBALL FACILITIES




1



2



3



4



5



6

1. ALLEN FIELDHOUSE

Allen Fieldhouse is labeled by many as one of the best places in America to watch a college basketball game; Hosts approximately 35 home basketball games (men and women combined) each year; Largest basketball arena in the state of Kansas and the second largest in the Big 12 Conference

2. ANDERSON FAMILY FOOTBALL COMPLEX

The headquarters of Kansas football; Adjacent to David Booth Kansas Memorial Stadium, the two-level building includes offices, academic areas, a weight room, locker rooms, an audio-visual room, meeting rooms, a cardio room, a hydro-therapy room, a nutrition area and a display area; The stand-alone, 80,000 square-foot facility is the state-of-the-art centerpiece of a \$33 million project, which also includes two practice fields and additional parking

3. ANDERSON STRENGTH CENTER

State-of-the-art weight room that helps KU compete with other universities for top student-athletes; \$8 million, 42,000-square-foot complex



7

4. ANSCHUTZ PAVILLION

Indoor practice facility for many Jayhawk teams; 40,000-square-foot multi-purpose building; Renovated in August of 2011 and features a new turf surface

5. ARROCHA BALLPARK AT ROCK CHALK PARK

Home of Kansas softball; 2015 was the first season at the current location, Arrocha Ballpark was originally located south of Allen Fieldhouse, but the name transferred to honor the \$2 million gift by Cheryl Womack in November 2002

6. THE JAYHAWK CLUB

Formerly named Alvarado Country Club, The Jayhawk Club the "home" to the University of Kansas men's and women's golf programs, The Jayhawk Club will house the teams' practice facility featuring all the essentials in a climate-controlled learning environment, as well as exclusive outdoor practice areas with a variety of grasses to prepare the Jayhawks for any playing surface

7. HOGLUND BALLPARK

Home of the Jayhawk baseball program; The entire field is covered in turf, with a different color and grade on the basepaths, at home plate and on the warning track



8





9



10



11



12



13



14

8. HOREJSI FAMILY VOLLEYBALL ARENA

Home of Kansas volleyball since 1999; Underwent a multi-million dollar renovation in 2019; In addition, the facility seats 2,265 fans, contains a start-of-the-art Taraflex court, a 324-square foot video board and 2,500-square foot mezzanine

9. KU SOCCER COMPLEX AT ROCK CHALK PARK

Home of Kansas soccer; Opened in October 2014, this dedicated facility features a berm surrounding the playing surface and seats over 2,300 fans; Hosted the 2014 NCAA Tournament First Round

10. JAYHAWK TENNIS CENTER AT ROCK CHALK PARK

The \$9 million, indoor-outdoor, state-of-the-art facility opened the winter of 2016-17; It features six indoor and six outdoor courts, multiple locker rooms, meeting spaces, coaches' offices, a team lounge, a training room and a multi-purpose room in which to watch film; Stadium seating available, both indoor and outdoor, for great fan viewing of every court; The outdoor courts have lights for evening matches and every court has its own scoreboard

11. DAVID BOOTH KANSAS MEMORIAL STADIUM

Recognized as the first stadium built on a college campus west of the Mississippi River, Memorial Stadium is the seventh-oldest collegiate stadium in the nation, as it opened in 1921; Located at the north base of Mt. Oread at 11th and Maine streets in Lawrence, it has a capacity of 47,223; In recent years, the stadium complex has been the focus of major renovations with more than \$30 million in improvements completed

12. RIM ROCK FARM

Located northwest of Lawrence; Has been the home of the Jayhawks since the 1974 season; Hosted the 2020 Big 12 Conference and 2015 NCAA Midwest Regional Cross Country Championships

13. ROBINSON NATATORIUM

Home of Kansas swimming and diving for more than 40 years; Current structure features a 25-meter, eight-lane competition pool, a 25-yard, six-lane pool and a diving well

14. ROWING BOATHOUSE

Home of Kansas rowing since 2009; Sits near the Kansas River in Lawrence's Burcham Park; 14,000-square-foot facility was dedicated on February 28, 2009



15

15. KU TRACK COMPLEX AT ROCK CHALK PARK

Home of Kansas track & field; 87th annual Kansas Relays was the first meet to be held at the facility in April 2014; Recognized by the International Association of Athletics Federations (IAAF) as the fifth Class I Certified track on United States soil and one of only 105 in the entire world; Hosted the NCAA West Preliminary in 2016, the 2017 Big 12 Outdoor Championship and the 2017 USATF Junior Olympics.



**“You come to KU
for the tradition,
and you leave a
part of it.”**
DANNY MANNING

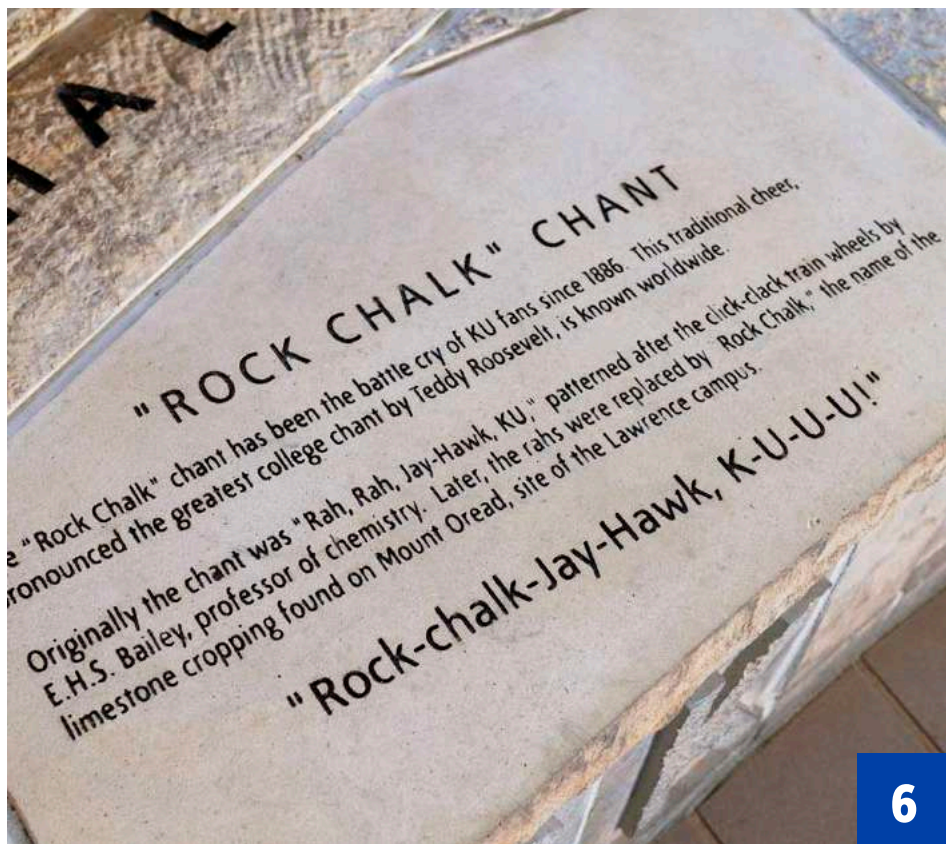




4



5



6

1. THE NICKNAME: JAYHAWK

The University of Kansas is the home of the Jayhawk, a mythical bird with a fascinating history. Its origin is rooted in the historic struggles of Kansas settlers. The term “Jayhawk” was probably coined about 1848. Accounts of its use appeared from Illinois to Texas. The name combines two birds - the blue jay, a noisy, quarrelsome thing known to rob other nests, and the sparrow hawk, a stealthy hunter.

2. THE ALMA MATER

In 1891, professor George Barlow Penny searched for a school song for the Glee and Mandolin Club to sing on its tour through Kansas to Denver and back. No one responded with an original song in answer to his appeals. Just before departure, he thought of the Cornell song “Far Above Cayuga’s Waters.” Hastily changing a few words, he gave it to the glee club men to sing on the trip. He did not expect the song to be used after their return, but “Crimson and the Blue” still goes on. The music is not Cornell’s but an old English folk tune, “Annie Lisle.”

3. CAMPANILE HILL

Campanile Hill forms the picturesque backdrop for David Booth Kansas Memorial Stadium. On a sunny fall Saturday, the “Hill” is transformed into a congregating place for watching Jayhawk football, sunning and barbecuing. Potter Lake, just to the southwest of David Booth Kansas Memorial Stadium and at the bottom of Campanile Hill, adds to the beauty of the Kansas campus.

4. THE K RING

The K Ring symbolizes a uniquely shared experience between generations of varsity letterwinners at the University of Kansas. As a Jayhawk you are expected to uphold tradition and retain the characteristics of a champion while continuing to create your own legacy.

5. WAVING THE WHEAT

Since the early days of KU sports, it has been a ritual of Jayhawk fans to “wave the wheat” following every Kansas scoring drive in football. The tradition also extends to Allen Fieldhouse where fans “wave the wheat” when an opponent fouls out and at the conclusion of every Jayhawk victory. The ritual consists of fans waving their arms in the air, an activity which, when done by a large crowd, resembles a breezy Kansas wheat field.

6. THE ROCK CHALK CHANT

The Rock Chalk Chant has been the battle cry of KU fans for more than 80 years. This strange, traditional chant, which is among the most famous of all college cheers, was started by E.H.S. Bailey, a professor of chemistry. On May 21, 1886, Bailey submitted the cheer to his club.

“Give the world the best you’ve got and the best will come back to you.”

PHOG ALLEN

2020-21 KANSAS BASKETBALL

THE UNIVERSITY OF KANSAS

The University of Kansas is a premier research institution with a mission to educate leaders, build healthy communities and make discoveries that change the world. The university has more than 40 nationally ranked academic programs and is home to major centers overseeing research in life span issues, the humanities, the environment, biodiversity, and polar ice sheets. KU also has nationally designated cancer and Alzheimer's centers and the state's only schools of medicine and pharmacy, which are vital to training healthcare providers for the state's underserved communities. In addition to making discoveries that change the world, KU research grows the Kansas economy. Last year, KU conducted \$230 million in externally funded research, which is new money that flows into Kansas as a result of our research. There more than 38 active startup companies based on KU technologies, and nearly a dozen out-of-state companies have relocated to Kansas to partner with KU researchers since 2010.



28,423

**TOTAL ENROLLMENT,
HIGHEST AMONG ALL KANSAS
UNIVERSITIES**

46

**GRADUATE PROGRAMS RANKED
BY U.S. NEWS & WORLD REPORT**

27

**RHODES SCHOLARS,
MORE THAN ALL OTHER
KANSAS UNIVERSITIES
COMBINED**



2020-21 KANSAS BASKETBALL
THE UNIVERSITY OF KANSAS

#1

**RANKING AMONG ALL
KANSAS PUBLIC UNIVERSITIES
IN SCHOLARSHIP FUNDS,
GRADUATION RATE, RESEARCH
EXPENDITURES**



THIS IS KANSAS BASKETBALL



38

**ACTIVE COMPANIES
BASED ON KU RESEARCH**

ROCK CHALK JAYHAWK




2020-21 KANSAS BASKETBALL

FAMOUS KANSAS ALUMNI


1. **FORREST C. "PHOG" ALLEN (1885-1974)**
KU coach (1919-56, national championships 1921, 1922, 1952); Creator of NCAA basketball tournament; Coached by James Naismith at KU
2. **SCOTT BAKULA**
Actor (TV's "Quantum Leap" and "Star Trek: Enterprise")
3. **MARIO CHALMERS**
Former NBA player for the Memphis Grizzlies and Miami Heat; Two-time World Champion with the Miami Heat
4. **WILT CHAMBERLAIN (1936-99)**
NBA superstar (1959-73) for the Philadelphia/San Francisco Warriors, Philadelphia 76ers, Los Angeles Lakers
5. **BOB DOLE**
Kansas senator (1966-96); Presidential and vice-presidential nominee
6. **NIKKI GLASER**
Comedian; Host of TV's "Not Safe with Nikki Glaser"
7. **CHRIS HARRIS JR.**
NFL player for the Los Angeles Chargers; Super Bowl Champion (50) and three-time Pro Bowl selection (2014-16)
8. **JOEL EMBIID**
NBA player for the Philadelphia 76ers; 3x NBA All-Star
9. **BILLY MILLS**
Only American athlete to win the Olympic gold medal in the 10,000 meters (1964)
10. **BRIAN MCCLENDON**
Google Earth vice president for geo-products; Made Lawrence and KU the center of Google Earth
11. **PAUL PIERCE**
Former NBA player who played 19 seasons (1998-2017); World Champion with the Boston Celtics; 2008 NBA Finals MVP
12. **ROB RIGGLE**
Comedian; Actor ("The Hangover," "The Other Guys," "Step Brothers," TV's "Saturday Night Live" and "The Daily Show")
13. **PAUL RUDD**
Actor ("Anchorman: The Legend of Ron Burgundy," "Knocked Up," "This Is 40" and "Ant Man")
14. **KATHLEEN SEBELIUS**
U.S. Secretary of Health & Human Services 2009-14; Governor of Kansas 2003-09
15. **GALE SAYERS (1943-2020)**
Football running back (Chicago Bears 1965-71); Member NFL Hall of Fame
16. **KATE SPADE (1962-2018)**
Fashion designer; Founder of the designer brand "Kate Spade New York"
17. **AQIB TALIB**
Former NFL player; Super Bowl Champion (50) with the Denver Broncos; Five-time Pro Bowl selection
18. **JEN WIDERSTROM**
Coach on the reality TV show "The Biggest Loser;" Author of the book "Diet Right for Your Personality Type"
19. **LYNETTE WOODARD**
Major college women's basketball career scoring leader; Olympic gold medalist (1984); First female member of the Harlem Globetrotters
20. **GARY WOODLAND**
Professional golfer who plays on the PGA Tour; 2019 U.S. Open Champion; Four-time PGA Tour winner
21. **SIR ROBERT WORCHESTER**
Former chancellor of the University of Kent (2007-14); Made a Knight Commander of The Most Excellent Order of the British Empire in 2005



1



2



3



4



5



6



7



8



9



10



11



12



13




14



15




16



17



18



19



20



21

Located 25 miles to the east of Lawrence is the Kansas City metro area. Home to the fourth-busiest live entertainment venue in the country (T-Mobile Center), and some of the fastest internet speeds in the world (Google Fiber), the city known as the “Paris of the Plains” is a modern metropolis in the midst of a downtown revitalization.



90+
**BBQ JOINTS
 SMOKING IN THE KC
 METRO AREA**



1. CULTURE

Citing the Nelson Atkins, Kemper, and Nerman art museums as proof, Kansas City was selected by *Travel & Leisure* magazine as the fourth-most cultured city in America in April 2015.

2. TECHNOLOGY

Thanks to a \$15 million investment in infrastructure, Kansas City is set to become the largest “Smart City” in North America. The “Smart City” network is expected to use a public Wi-Fi system that would also be available to residents and visitors for free.

3. ARTS & ENTERTAINMENT

Opened in 2007, the \$276 million T-Mobile Center arena is located in Kansas City’s Power & Light District, a nine-block entertainment district with shopping, restaurants, a movie theatre and arts venues.

4. CUISINE

Famous for a dish called “Burnt Ends” many agree that Kansas City is home to the best barbeque in the world. KC original Joe’s Kansas City was named the “manliest restaurant” in America by *Men’s Health* magazine (November 2012).

5. SHOPPING

The Country Club Plaza is Kansas City’s outdoor, upscale shopping district. Over 180 shops and dozens of restaurants ranging from five-star to laidback reside amidst the Spanish-inspired architecture.

6. SPORTS

The metro area is home to the Kansas City Chiefs, Sporting KC and the 2015 World Series Champion Kansas City Royals.

76,416
**NUMBER OF SEATS IN
 ARROWHEAD STADIUM, HOME
 OF THE KANSAS CITY CHIEFS AND
 ONE OF THE LOUDEST STADIUMS
 IN THE NFL**

2020-21 KANSAS BASKETBALL CITY OF LAWRENCE

Named one of the “best lil’ college towns” in the country by *Rolling Stone* magazine and a “slam dunk college town” by *National Geographic*, Lawrence is home to a diverse and progressive population of over 97,000 citizens who are proud to provide a home for The University of Kansas and the Jayhawks.

**ONE OF “THE
COUNTRY’S MOST
BIKE-FRIENDLY
TOWNS”**

*The League of
American Cyclists*

**THE NINTH-
SMARTEST CITY IN
AMERICA**

Lumosity

**THE SEVENTH-
BEST CITY FOR
COLLEGE GRADS**

*American Institute for Economic
Research*

**ONE OF THE TOP-20
“COOLEST” TOWNS
IN AMERICA**

DiscoverAmerica.com

**TOP 15 IN
“THE 100 BEST
SMALL ARTS TOWNS
IN AMERICA”**

John Villani, Author

**NAMED ONE OF
THE NINE “HIGHEST
ACHIEVERS” IN THE
WORLD OF SPORTS**

Sports Travel

1,000

**UNIQUE SHOPPING & DINING
OPTIONS DOWNTOWN**

75

**LOCALLY OWNED
BOUTIQUES & GALLERIES**

50

CITY PARKS





1. DOWNTOWN

Less than a mile from campus, downtown Lawrence provides a uniquely historic yet modern setting with world-class restaurants, dynamic arts and energetic nightlife.

2. MUSIC

Take a short walk on downtown's main thoroughfare, Massachusetts Street, and you'll be in the midst of what *The New York Times* called "the most vital music scene between Chicago and Denver."

3. SHOPPING

Iowa Street and 31st Street: Big box stores like Best Buy, Target, Walmart and others can all be found at this intersection in southwest Lawrence. Downtown: Trendy fashion, vintage bookstores and completely unique record stores.

4. DINING

Steaks, seafood, Mexican, Greek, Italian, Spanish, Chinese, sushi, gourmet burgers, fish & chips, Thai, barbecue, vegetarian — you name it — Lawrence has it!

5. OUTDOORS

The outdoor aquatic center downtown, Clinton State Park to the west and South Park on the east side provide a wide variety of opportunities for outdoor activities.

KANSAS TEAM HEALTH

Kansas Athletics is collaborating with The University of Kansas Health System and LMH Health to launch Kansas Team Health, a new model of care that makes the resources of The University of Kansas Health System and LMH Health available to provide the best care possible for KU student-athletes, and clearly establishes the responsibility of care with medical professionals, while minimizing potential conflicts of interest between coaches and sports medicine staff.

Kansas Team Health staff continue to constantly be on the cutting edge of injury prevention and rehabilitation. Using such state-of-the-art pools and monitored rehab systems, as well as multitude of hands-on techniques, the staff at Kansas is able to implement programs for its athletes, which have resulted in significantly faster and safer return to competition.

1. BILL COWGILL

is in his 11th year as head athletic trainer for men's basketball at the University of Kansas. Cowgill brings a high level of expertise to the job, after having served as a Division I athletic trainer for 15 years at three different institutions including Miami (Fla.), Notre Dame and Arkansas. He is a certified member of the National Athletic Trainers Association.

2. DR. LARRY MAGEE

Has worked since 1988 as a team physician at Kansas and currently holds the title of Head Team Physician, supervising the departments of Sports Medicine, Strength and Conditioning and Sports Nutrition.

3. DR. JEFF RANDALL

Graduated with honors with a BA in chemistry in 1985 from the University of Kansas and first in his class from KU Med in 1990. Randall completed his Residency at the University of Florida in Orthopaedic Surgery and Fellowship in Sports Medicine from the University of Oklahoma, also in Orthopaedic Surgery.

4. SYDNEY POLZAR

is a trainer from Topeka, Kansas. She has worked with the KU football and Track & Field teams and has also seen a stint on the training staff at Lawrence High School.



THE SPORTS MEDICINE STAFF AT KANSAS IS ABLE TO IMPLEMENT PROGRAMS FOR ITS ATHLETES WHICH HAVE RESULTED IN SIGNIFICANTLY FASTER AND SAFER RETURN TO COMPETITION.





**MEET THE
JAYHAWKS**



MARCUS GARRETT

SENIOR

GUARD

6-5

195

DALLAS, TEXAS

SKYLINE HS

A utility guard who plays multiple positions, can run an offense and provides versatility ... A defensive stopper who was named the national 2020 Naismith and ESPN.com Defensive Player of the Year and the 2020 Big 12 Defensive Player of the Year ... Has played in 100 games entering his senior season with 51 starts ... One of four current Jayhawks who were members of the 2018 Final Four KU team ... An All-America candidate.

2019-20 (JUNIOR)

Naismith and ESPN.com Defensive Player of the Year and Big 12 Defensive Player of the Year who garnered numerous additional postseason honors ... Known to guard 1-5 ... Ranked first in the Big 12 in assists (4.7) and assist-to-turnover ratio (2.7) and fourth in steals (1.8) ... Led KU in assists in 20 games and in steals 12 times ... Had 13 games with 10-plus points, 15 games with five-plus rebounds and 15 games with two-plus steals ... Led KU with 4.5 deflections per game ... Tied HIS season high with eight rebounds at Texas Tech (3/7) ... Had career-highs in points (24) and 3-pointers (6) vs. Oklahoma (2/15) ... Dished out a career-high nine assists at Oklahoma State (1/27) ... Posted a career-high three blocked shots vs. Texas Tech (2/1).

2018-19 (SOPHOMORE)

Started 13 of 30 games averaging 27.9 minutes, 7.3 points and 4.2 rebounds ... Ranked fifth in the Big 12 in steals at 1.4 thefts per game ... Was third on the team with 43 steals ... Named to the 2019 Big 12 All-Defensive Team ... Averaged 7.3 points in all games and 8.8 in Big 12 contests ... Pulled down 4.2 rebounds per contest ... Posted six games with 10 or more points, including 11 against West Virginia (3/15) in the Big 12 Championship semifinals ... Pulled down a career-high 15 rebounds vs. Iowa State (3/16) in the Big 12 Championship title game ... Had 16 points, five rebounds and three steals vs. Iowa State (1/21) ... His six steals at West Virginia (1/19) were a career high ... Posted a career high in points (20) vs. Texas (1/14).

2017-18 (FRESHMAN)

Played in all 39 games with seven starts, six versus Big 12 opponents ... Was the first player off the bench in 17 games ... Averaged 4.1 points, 3.4 rebounds and had 35 steals ... Pulled down five or more rebounds in 12 games ... Had 12 games with multiple steals ... Scored in double figures five times ... Recorded two double-doubles with 10 points and 10 rebounds in his collegiate debut against Tennessee State (11/10) and career highs in points (13) and rebounds (11) versus Texas Southern (11/21) ... Was named co-Big 12 Newcomer of the Week (11/7) after his double-double against Tennessee State (11/10) ... Had a career-high four steals with seven rebounds against South Dakota State (11/17) ... Posted his fifth double-figure scoring game of the season with 11 points vs. Texas (2/26) along with three steals in the home season finale.

ITALY 2017

Averaged 5.0 points and 3.5 rebounds in KU's 4-0 tour of Italy in early August ... Also averaged 1.0 steals and 1.0 assists on the tour ... Posted KU's lone double-double of the tour with 10 points and 12 rebounds against the Players Group (8/3) in the second game of the trip.

HIGH SCHOOL

Texas 2017 Gatorade Player of the Year ... Averaged 17.3 points, 10.4 rebounds, 9.1 assists, 3.1 steals and 2.9 blocks per game his senior season at Skyline High School in 2016-17 ... Led the Raiders to a 34-2 record and the UIL Class 6A state semifinals ... Amassed 32 double-doubles and 12 triple-doubles in 36 games his senior year ... First Team all-state selection his junior and senior seasons ... A two-time District Most Valuable Player ... As a junior, averaged 17.7 points, 10.1 assists and 7.0 rebounds as Skyline went 32-3 ... Skyline advanced to the UIL Class 6A Region II semifinals his junior year ... Played for coach Paul Graham at Skyline ... Played AAU basketball for Dallas-based Swaghouse.

PERSONAL

Mother is Latania Garrett ... Uncle, Matthew Watts, played college basketball at San Diego State ... Is the oldest of six children in his family ... Communication studies major.

CAREER HONORS

Naismith Defensive Player of the Year [2020]
 ESPN.com Defensive Player of the Year [2020]
 USBWA All-District VI [2020]
 Big 12 Defensive Player of the Year [2020]
 All-Big 12 Second Team (AP) [2020]
 All-Big 12 Third Team (B12) [2020]
 Big 12 All-Defensive Team [2020]
 Big 12 All-Defensive Team [2019]
 Co-Big 12 Newcomer of the Week (11.13.17)

CAREER HIGHS

Points	24	vs. Oklahoma (2.15.20)
Field Goals	9	vs. Oklahoma (2.15.20)
Field Goal Att.	18	vs. Oklahoma (2.15.20)
3PT Field Goals	6	vs. Oklahoma (2.15.20)
3PT Field Goal Att.	9	vs. Oklahoma (2.15.20)
Free Throws	7	at Arizona State (12.22.18)
Free Throw Att.	9	vs. Texas (2.3.20)
Rebounds	15	vs. Iowa State (3.16.19)
Assists	9	at Oklahoma State (1.27.20)
Blocks	3	vs. Texas Tech (2.1.20)
Steals	6	at West Virginia (1.19.19)
Minutes	40	at West Virginia (2.12.20)

MISCELLANEOUS

	FR	SO	JR	CAREER
Double-Doubles	2	-	-	2
10+ Points	5	6	13	24
20+ Points	-	1	1	2
5+ Rebounds	12	13	15	40
10+ Rebounds	2	1	-	3
5+ Assists	-	3	15	18
2+ 3PT Field Goals	2	4	3	9
2+ Steals	12	12	15	39
2+ Blocks	1	1	1	3
Led Team in Pts.	0	1	1	2
Led Team in Rebs.	4	1	3	8
Led Team in Assists	-	6	20	26
Led Team in Steals	8	10	12	30
Led Team in Blocks	2	5	3	10

CAREER YEAR-BY-YEAR STATISTICS

SEASON	GP	GS	MIN	AVG	FG	FGA	PCT	3FG	3FGA	PCT	FT	FTA	PCT	OFF	DEF	TOT	AVG	PF	FO	AST	TO	BLK	STL	PTS	AVG
2017-18	39	7	748	19.2	62	136	.456	12	45	.267	25	51	.490	36	95	131	3.4	60	0	44	30	8	35	161	4.1
2018-19	30	13	836	27.9	81	192	.422	12	49	.245	44	75	.587	30	95	125	4.2	56	0	57	38	10	43	218	7.3
2019-20	31	31	997	32.2	106	240	.442	17	52	.327	56	92	.609	18	122	140	4.5	73	0	144	54	8	56	285	9.2
TOTAL	100	51	2581	25.8	249	568	.438	41	146	.281	125	218	.573	84	312	396	4.0	189	0	245	122	26	134	664	6.6

GARRETT'S GAME-BY-GAME STATISTICS

2017-18 (FRESHMAN)

OPPONENT	DATE	MP	FG-A	PCT	3PT-A	PCT	FT-A	PCT	O-D-T	PF	A	TO	BLK	ST	TP
*TENNESSEE STATE	11/10/17	29	4-6	.667	0-1	.000	2-4	.500	3-7-10	2	2	1	0	2	10
vs Kentucky	11/14/17	19	1-3	.333	1-2	.500	0-0	-	1-2-3	2	1	2	0	2	3
SOUTH DAKOTA STATE†	11/17/17	30	1-5	.200	0-3	.000	2-2	1.000	1-6-7	1	4	0	1	4	4
TEXAS SOUTHERN	11/21/17	26	4-8	.500	3-5	.600	2-3	.667	3-8-11	0	3	0	2	0	13
OAKLAND	11/24/17	22	5-6	.833	0-1	.000	0-0	-	1-4-5	3	0	1	0	1	10
TOLEDO	11/28/17	25	0-1	.000	0-1	.000	0-0	-	0-7-7	1	4	1	0	2	0
vs Syracuse	12/02/17	8	0-0	-	0-0	-	0-0	-	0-2-2	3	0	1	0	0	0
WASHINGTON	12/06/17	15	1-3	.333	0-1	.000	0-0	-	2-3-5	3	2	2	0	3	2
ARIZONA STATE	12/10/17	15	0-2	.000	0-2	.000	0-0	-	0-1-1	3	0	0	0	0	0
at Nebraska	12/16/17	16	0-4	.000	0-2	.000	0-0	-	1-2-3	0	1	0	0	2	0
OMAHA	12/18/17	20	2-4	.500	0-1	.000	0-0	-	2-3-5	2	2	0	0	0	4
vs Stanford	12/21/17	23	0-1	.000	0-1	.000	1-3	.333	0-2-2	3	1	1	0	2	1
at Texas	12/29/17	18	1-3	.333	0-1	.000	0-0	-	1-2-3	1	2	1	1	2	2
TEXAS TECH	01/02/18	25	3-3	1.000	0-0	-	0-2	.000	1-5-6	2	0	1	0	2	6
at TCU	01/06/18	33	1-4	.250	0-1	.000	2-3	.666	0-6-6	1	2	1	0	0	4
IOWA STATE	01/09/18	15	2-3	.667	1-2	.500	0-0	-	1-1-2	0	1	1	0	1	5
KANSAS STATE*	01/13/18	22	1-2	.500	0-1	.000	0-0	-	0-2-2	1	1	0	0	0	2
at West Virginia	01/15/18	22	1-4	.250	0-1	.000	0-0	-	0-0-0	2	1	0	0	0	2
BAYLOR*	01/20/18	21	1-5	.200	0-1	.000	3-8	.375	1-2-3	1	0	0	0	0	5
at Oklahoma*	01/23/18	18	2-4	.500	0-0	-	0-0	-	2-2-4	1	0	1	0	0	4
TEXAS A&M	01/27/18	17	4-4	1.000	1-1	1.000	0-0	-	1-0-1	2	1	1	0	2	9
at Kansas State*	01/29/18	4	0-0	-	0-0	-	0-0	-	0-0-0	3	0	1	0	0	0
OKLAHOMA STATE*	02/03/18	14	1-2	.500	0-0	-	0-0	-	2-1-3	3	1	0	0	1	2
TCU*	02/06/18	15	4-4	1.000	2-2	1.000	0-0	-	2-0-2	0	1	1	0	0	10
at Baylor	02/10/18	20	2-3	.667	0-1	.000	2-2	1.000	2-1-3	0	1	1	0	2	6
at Iowa State*	02/13/18	19	1-3	.333	0-1	.000	1-2	.500	0-1-1	1	1	0	0	1	3
WEST VIRGINIA*	02/17/18	19	3-4	.750	1-2	.500	1-3	.333	0-3-3	2	0	0	0	1	8
OKLAHOMA*	02/19/18	14	1-2	.500	0-0	-	0-0	-	1-1-2	0	1	1	0	0	2
at Texas Tech*	02/24/18	15	1-2	.500	0-1	.000	1-2	.500	0-1-1	4	2	1	0	0	3
TEXAS*	02/26/18	25	4-7	.571	1-1	1.000	2-4	.500	1-3-4	1	3	1	1	3	11
at Oklahoma State*	03/03/18	28	3-7	.429	1-2	.500	0-0	-	2-3-5	1	0	1	0	0	7
vs Oklahoma State	03/08/18	17	2-5	.400	0-1	.000	0-0	-	0-1-1	1	1	1	1	0	4
vs Kansas State	03/09/18	22	3-7	.429	1-3	.333	1-2	.500	1-4-5	2	1	1	1	1	8
vs West Virginia%	03/10/18	20	0-1	.000	0-1	.000	1-2	.500	0-1-1	0	0	0	0	0	1
vs Penn-	03/15/18	22	1-3	.333	0-0	-	0-0	-	1-4-5	1	0	2	1	0	2
vs Seton Hall-	03/17/18	15	0-0	-	0-0	-	2-5	.400	1-2-3	2	1	2	0	0	2
vs Clemson-	03/23/18	14	0-2	.000	0-0	-	2-4	.500	0-0-0	3	0	0	0	1	2
vs Duke-#	03/25/18	8	2-5	.400	0-0	-	0-0	-	2-0-2	2	2	1	0	0	4
vs Villanova-	03/31/18	18	0-4	.000	0-2	.000	0-0	-	0-2-2	0	1	0	0	0	0

* indicates starter, # = Big 12 Game, \$ = played in Kansas City, # = Overtime, % = Big 12 Championship, - = NCAA Tournament



2018-19 (SOPHOMORE)

OPPONENT	DATE	MP	FG-A	PCT	3PT-A	PCT	FT-A	PCT	O-D-T	PF	A	TO	BLK	ST	TP
vs Michigan St.	11/06/18	14	1-3	.333	0-0	.000	2-2	1.000	0-1-1	4	2	0	0	0	4
VERMONT	11/12/18	26	1-6	.167	0-1	.000	2-2	1.000	1-4-5	1	3	0	0	2	4
LOUISIANA	11/16/18	24	1-3	.333	0-2	.000	4-6	.667	1-1-2	0	5	2	0	1	6
vs Marquette	11/21/18	28	4-13	.308	1-3	.333	2-5	.400	1-2-3	0	0	0	2	1	11
vs Tennessee#	11/23/18							DNP							
STANFORD#	12/01/18	33	2-5	.400	0-0	.000	0-0	.000	0-1-1	0	1	2	0	4	4
*WOFFORD	12/04/18	30	2-6	.333	1-4	.250	2-3	.667	0-7-7	1	3	0	1	2	7
*NEW MEXICO ST.\$	12/08/18	31	4-7	.571	2-4	.500	0-2	.000	1-2-3	3	2	1	0	0	10
*VILLANOVA	12/15/18	37	0-4	.000	0-2	.000	1-2	.500	3-1-4	1	3	1	1	4	1
*SOUTH DAKOTA	12/18/18	29	3-4	.750	0-1	.000	1-2	.500	0-5-5	0	5	0	0	3	7
*at Arizona State	12/22/18	22	0-5	.000	0-1	.000	7-8	.875	3-3-6	3	1	1	0	1	7
EASTERN MICHIGAN	12/29/18	18	0-2	.000	0-2	.000	1-2	.500	0-4-4	1	3	3	0	0	1
OKLAHOMA*	01/02/19	28	1-3	.333	0-1	.000	3-4	.750	0-1-1	2	5	1	0	1	5
at Iowa State	01/05/19	30	4-8	.500	0-1	.000	0-0	.000	2-2-4	1	0	1	0	0	8
TCU	01/09/19	35	3-8	.375	0-0	.000	2-3	.667	1-3-4	1	3	0	0	2	8
at Baylor	01/12/19	25	1-2	.500	0-0	.000	2-4	.500	1-2-3	4	4	2	1	0	4
TEXAS	01/14/19	35	8-11	.727	3-4	.750	1-4	.250	0-2-2	2	3	2	1	3	20
at West Virginia	01/19/19	34	6-12	.500	0-2	.000	3-4	.750	0-2-2	4	3	1	0	6	15
IOWA STATE	01/21/19	39	8-12	.667	0-0	.000	0-3	.000	1-4-5	2	0	2	1	3	16
*at Kentucky	01/26/19	32	1-9	.111	0-2	.000	2-2	1.000	1-4-5	4	0	3	1	2	4
at Texas	01/29/19	26	1-4	.250	0-1	.000	0-0	.000	2-3-5	2	1	1	0	0	2
TEXAS TECH*	02/02/19							DNP							
at Kansas State*	02/05/19							DNP							
OKLAHOMA STATE*	02/09/19							DNP							
at TCU#	02/11/19							DNP							
WEST VIRGINIA*	02/16/19							DNP							
at Texas Tech*	02/23/19	22	4-6	.667	1-1	1.000	0-0	.000	0-0-0	2	0	0	0	0	9
KANSAS STATE*	02/25/19	27	2-4	.500	2-4	.500	0-1	.000	1-3-4	2	0	2	1	2	6
at Oklahoma State*	03/02/19	27	2-3	.667	0-1	.000	2-2	1.000	2-4-6	0	0	0	0	1	6
at Oklahoma*	03/05/19	26	4-10	.400	0-5	.000	0-0	.000	2-3-5	2	0	3	0	0	8
BAYLOR*	03/09/19	27	2-5	.400	2-3	.667	1-4	.250	1-1-2	1	3	1	1	2	7
vs Texas%	03/14/19	20	2-4	.500	0-1	.000	1-1	1.000	0-8-8	0	1	2	0	1	5
vs West Virginia%	03/15/19	30	5-9	.556	0-1	.000	1-2	.500	0-5-5	2	2	1	0	0	11
vs Iowa State%	03/16/19	35	2-12	.167	0-2	.000	3-6	.500	4-11-15	4	4	1	0	1	7
vs Northeastern-	03/21/19	26	4-6	.667	0-0	.000	0-0	.000	1-4-5	3	0	2	0	1	8
vs Auburn-	03/23/19	20	3-6	.500	0-0	.000	1-1	1.000	1-2-3	4	0	3	0	0	7

* indicates starter, # = Big 12 Game, \$ = played in Kansas City, # = Overtime, % = Big 12 Championship, - = NCAA Tournament

2019-20 (JUNIOR)

OPPONENT	DATE	MP	FG-A	PCT	3PT-A	PCT	FT-A	PCT	O-D-T	PF	A	TO	BLK	ST	TP
vs Duke	11/05/19	36	5-13	.385	0-0	---	2-4	.500	1-4-5	3	5	2	1	2	12
*UNC GREENSBORO	11/08/19	38	4-8	.500	2-4	.500	0-2	.000	1-3-4	4	5	2	0	1	10
*MONMOUTH	11/15/19	26	1-4	.250	0-1	.000	0-0	---	0-4-4	0	3	1	0	1	2
*EAST TENNESSEE STATE	11/19/19	34	4-6	.667	0-2	.000	5-6	.833	1-5-6	3	3	3	0	3	13
vs. Chaminade	11/25/19	28	3-6	.500	0-1	.000	2-4	.500	0-4-4	1	7	0	0	4	8
vs. BYU	11/26/19	25	3-5	.600	1-3	.333									



CHRISTIAN BRAUN (Brown)

SOPHOMORE

GUARD

6-6

205

BURLINGTON, KAN.

BLUE VALLEY NORTHWEST

Made a big impact in his freshman season in 2019-20 being named to the Big 12 All-Freshman Team and averaging 18.3 minutes with five starts ... A multi-purpose player who can handle the ball and has great range ... Comes from an athletic family as his mother, father, aunt and uncle all played NCAA Division I basketball and his brother is a forward at Missouri ... Won three-straight state titles in high school.

2019-20 (FRESHMAN)

Big 12 All-Freshman Team ... Averaged 6.3 ppg and 3.4 rpg in Big 12 play (5.3 ppg, 2.9 rpg overall) ... Pulled down four rebounds in each of the last three games of the season ... Had five games with 10 or more points, seven outings with five or more rebounds and five contests with two or more steals ... Led KU in steals three times ... Had 16 points and a career-high nine rebounds at Oklahoma State (1/27) ... Posted career highs with 20 points and 3-pointers made (6) vs. Kansas State (1/21).

HIGH SCHOOL

Earned 2018-19 Gatorade Player of the Year for the state of Kansas ... A two-time all-state selection ... Concluded his high school career with 1,074 points ... Was a member of three-straight Kansas 6A state championship teams while at Blue Valley Northwest his sophomore, junior and senior seasons ... Averaged 27.8 points, 9.3 rebounds, 3.8 assists and 21.8 steals in going 27-2 his senior year ... Was the MVP of the 2019 state tournament ... Averaged 14.2 points, 5.3 rebounds and 3.1 assists his junior season ... Played AAU basketball for MOKAN Elite.

PERSONAL

Full name is Christian Nicholas Braun ... Born in Burlington, Kansas ... Parents are Lisa and Donny Braun ... Has two brothers, Parker and Landon ... Brother Parker plays basketball at Missouri ... Father was a former walk-on at Kansas and later transferred to Saint Louis ... Mother, formerly Lisa Sandbothe, was a three-time All-Big Eight Conference selection while at Missouri from 1987-91 ... His uncle, Mike Sandbothe, played at Missouri from 1986-89, as did his aunt, Lori Sandbothe from 1988-90 ... Enjoys playing golf and video games ... Sport management major.

BRAUN'S GAME-BY-GAME STATISTICS

2019-20 (FRESHMAN)

OPPONENT	DATE	MP	FG-A	PCT	3PT-A	PCT	FT-A	PCT	O-D-T	PF	A	TO	BLK	ST	TP
vs. Duke	11/05/19	4	0-1	.000	0-0	---	0-0	---	0-0-0	2	0	0	0	0	0
UNC GREENSBORO	11/08/19	2	0-1	.000	0-1	.000	0-2	.000	0-0-0	0	0	1	0	0	0
MONMOUTH	11/15/19	17	4-4	1.000	3-3	1.000	0-0	---	0-2-2	2	1	0	0	2	11
EAST TENNESSEE STATE	11/19/19	8	0-1	.000	0-0	---	0-0	---	0-1-1	1	1	1	0	0	0
vs. Chaminate	11/25/19	16	3-9	.333	1-4	.250	0-1	.000	2-2-4	0	0	1	0	2	7
vs. BYU	11/26/19	8	1-3	.333	0-2	.000	0-0	---	0-0-0	1	0	1	0	0	2
vs. Dayton	11/27/19	4	0-1	.000	0-0	---	0-0	---	0-2-2	0	0	0	0	0	0
COLORADO	12/07/19	8	0-0	---	0-0	---	0-0	---	0-0-0	1	0	1	0	1	0
MILWAUKEE	12/10/19	15	1-5	.200	1-4	.250	0-0	---	0-4-4	0	0	0	0	1	3
KANSAS CITY	12/14/19	21	2-4	.500	0-2	.000	0-0	---	4-3-7	1	3	1	2	1	4
at Villanova	12/21/19	16	3-5	.600	0-2	.000	0-1	.000	0-2-2	2	0	0	1	0	6
at Stanford	12/29/19	19	3-6	.500	3-4	.750	0-1	.000	2-0-2	1	1	0	0	0	9
WEST VIRGINIA	01/04/20	30	2-3	.667	0-1	.000	2-3	.667	1-4-5	2	1	0	0	2	6
at Iowa State	01/08/20	24	3-6	.500	3-4	.750	0-0	---	0-5-5	1	2	0	0	0	9
BAYLOR	01/11/20	22	0-2	.000	0-0	---	4-4	1.000	1-1-2	2	0	0	0	0	4
at Oklahoma	01/14/20	26	0-3	.000	0-2	.000	2-2	1.000	1-5-6	1	1	0	1	1	2
at Texas	01/18/20	4	0-1	.000	0-0	---	0-0	---	0-1-1	0	0	0	0	0	0
KANSAS STATE	01/21/20	29	7-15	.467	6-10	.600	0-0	---	1-3-4	2	1	0	0	2	20
TENNESSEE	01/25/20	32	2-8	.250	1-4	.250	2-2	1.000	1-3-4	3	1	1	0	0	7
*at Oklahoma State	01/27/20	33	5-11	.455	4-8	.500	2-2	1.000	3-6-9	3	0	2	1	2	16
*TEXAS TECH	02/01/20	31	1-2	.500	1-2	.500	3-4	.750	0-5-5	2	0	0	0	1	6
*TEXAS	02/03/20	24	1-5	.200	0-2	.000	2-2	1.000	0-5-5	1	0	0	0	1	4
*at TCU	02/08/20	20	0-2	.000	0-0	---	0-0	---	0-1-1	0	0	2	0	0	0
at West Virginia	02/12/20	16	1-1	1.000	0-0	---	0-0	---	0-2-2	0	0	0	0	0	2
OKLAHOMA	02/15/20	10	1-2	.500	1-2	.500	0-0	---	0-0-0	0	1	0	1	0	3
IOWA STATE	02/17/20	22	5-6	.833	3-4	.750	0-0	---	1-2-3	1	1	0	0	1	13
at Baylor	02/22/20	21	2-5	.667	0-1	.000	0-0	---	0-0-0	2	0	0	0	1	4
OKLAHOMA STATE	02/24/20	22	3-5	.600	3-4	.750	1-1	1.000	0-2-2	2	0	1	0	0	10
at Kansas State	02/29/20	23	2-4	.500	2-4	.500	0-0	---	1-3-4	3	1	0	1	1	6
TCU	03/04/20	20	2-6	.333	0-1	.000	0-0	---	1-3-4	2	0	1	0	1	4
at Texas Tech	03/07/20	21	2-5	.400	0-1	.000	1-1	1.000	2-2-4	3	0	0	0	1	5

* indicates starter, * = Big 12 Game, \$ = played in Kansas City, # = Overtime, % = Big 12 Championship, - = NCAA Tournament

CAREER HONORS

Big 12 All-Freshman Team

CAREER HIGHS

Points	20	vs. Kansas State (1.21.20)
Field Goals	7	vs. Kansas State (1.21.20)
Field Goal Att.	15	vs. Kansas State (1.21.20)
3PT Field Goals	6	vs. Kansas State (1.21.20)
3PT Field Goal Att.	10	vs. Kansas State (1.21.20)
Free Throws	4	vs. Baylor (1.11.20)
Free Throw Att.	4	vs. Texas Tech (2.1.20) vs. Baylor (1.11.20)
Rebounds	9	at Oklahoma State (1.27.20)
Assists	3	vs. Kansas City (12.14.19)
Blocks	2	vs. Kansas City (12.14.19)
Steals	2	5x, last at Oklahoma State (1.27.20)
Minutes	33	at Oklahoma State (1.27.20)

MISCELLANEOUS

	FRESHMAN/CAREER
Double-Doubles	-
10+ Points	5
20+ Points	1
5+ Rebounds	7
10+ Rebounds	-
3+ Assists	1
3+ 3PT Field Goals	7
2+ Steals	5
2+ Blocks	1
Led Team in Pts.	2
Led Team in Rebs.	2
Led Team in Assists	-
Led Team in Blocks	1
Led Team in Steals	3

CAREER YEAR-BY-YEAR STATISTICS

SEASON	GP	GS	MIN	AVG	FG	FGA	PCT	3FG	3FGA	PCT	FT	FTA	PCT	OFF	DEF	TOT	AVG	PF	FO	AST	TO	BLK	STL	PTS	AVG
2019-20	31	5	568	18.3	56	130	.431	32	72	.444	19	26	.731	21	69	90	2.9	41	0	15	13	7	21	163	5.3
TOTAL	31	5	568	18.3	56	130	.431	32	72	.444	19	26	.731	21	69	90	2.9	41	0	15	13	7	21	163	5.3



JALEN WILSON

RS-FRESHMAN

FORWARD

6-8

215

DENTON, TEXAS

JOHN H. GUYER HS

Saw his freshman season cut short after just two games due to injury and was a redshirt in 2019-20 ... A multi-talented forward who brings great size, skill and versatility and can play big and small ... Has been described as incredibly tough ... Comes from an athletic family as both parents played college basketball.

2019-20 (FRESHMAN)

Bill Self announced he would redshirt after playing in just two regular-season games ... Broke his ankle vs. UNC Greensboro (11/8) ... Logged two minutes vs. No. 4 Duke (11/5) ... Had three points and two assists in the exhibition win vs. Pittsburg State (10/31) ... Started and had six points, three rebounds and one assist in 24 minutes in the exhibition win vs. Fort Hays State (10/24).

HIGH SCHOOL

A four-year starter at John H. Guyer High School in Denton, Texas, for coach Grant Long ... A two-time Texas Association of Basketball Coaches (TABC) 6A all-state, all-regional and District 5-6A co-MVP selections his junior and senior seasons ... Averaged 18.1 points, 7.5 rebounds and 3.0 assists his senior season as the Wildcats were ranked No. 1 or No. 2 throughout the season ... As a junior, averaged 16.1 points, 6.2 rebounds, 3.3 assists ... Helped the Wildcats to a combined 70-7 record his junior and senior seasons (32-5 as a senior and 38-2 as a junior), advancing to the regional championship game in the Texas state playoffs both seasons ... Played for Gauntlet AAU.

PERSONAL

Full name is Jalen Derale Wilson ... Born in Arlington, Texas ... Parents are Lisa and Derale Wilson ... Has two siblings, Jace (15) and Jevin (9) ... Mother was an Oklahoma State signee who tore her ACL and played college basketball at Seminole State College and later Oklahoma City University ... Father played collegiate basketball at TCU and professionally in Europe ... Enjoys playing video games as well as listening to and making music ... Originally signed with Michigan but reopened his recruitment with the coaching change and committed to Kansas in June 2019 ... Communication studies major.

WILSON'S GAME-BY-GAME STATISTICS

2019-20 (FRESHMAN)

OPPONENT	DATE	MP	FG-A	PCT	3PT-A	PCT	FT-A	PCT	O-D-T	PF	A	TO	BLK	ST	TP
vs. Duke	11/05/19	2	0-1	.000	0-1	.000	0-0	---	0-0-0	1	0	1	0	0	0
UNC GREENSBORO	11/08/19	0+	0-0	---	0-0	---	0-0	---	0-0-0	0	0	0	0	0	0
MONMOUTH	11/15/19														
EAST TENNESSEE STATE	11/19/19														
vs. Chaminade	11/25/19														
vs. BYU	11/26/19														
vs. Dayton	11/27/19														
COLORADO	12/07/19														
MILWAUKEE	12/10/19														
KANSAS CITY	12/14/19														
at Villanova	12/21/19														
at Stanford	12/29/19														
WEST VIRGINIA	01/04/20														
at Iowa State	01/08/20														
BAYLOR	01/11/20														
at Oklahoma	01/14/20														
at Texas	01/18/20														
KANSAS STATE	01/21/20														
TENNESSEE	01/25/20														
at Oklahoma State	01/27/20														
TEXAS TECH	02/01/20														
TEXAS	02/03/20														
at TCU	02/08/20														
at West Virginia	02/12/20														
OKLAHOMA	02/15/20														
IOWA STATE	02/17/20														
at Baylor	02/12/20														
OKLAHOMA STATE	02/24/20														
at Kansas State	02/29/20														
TCU	03/04/20														
at Texas Tech	03/10/20														

^ indicates starter, * = Big 12 Game, \$ = played in Kansas City, # = Overtime, % = Big 12 Championship, - = NCAA Tournament

CAREER HIGHS

Points	-	
Field Goals	-	
Field Goal Att.	1	vs. Duke (11.15.19)
3PT Field Goals	-	
3PT Field Goal Att.	1	vs. Duke (11.15.19)
Free Throws	-	
Free Throw Att.	-	
Rebounds	-	
Assists	-	
Blocks	-	
Steals	-	
Minutes	2	vs. Duke (11.15.19)

MISCELLANEOUS

	FRESHMAN/CAREER
Double-Doubles	-
10+ Points	-
20+ Points	-
5+ Rebounds	-
10+ Rebounds	-
3+ Assists	-
3+ 3PT Field Goals	-
2+ Steals	-
2+ Blocks	-
Led Team in Pts.	-
Led Team in Rebs.	-
Led Team in Assists	-
Led Team in Blocks	-
Led Team in Steals	-

CAREER YEAR-BY-YEAR STATISTICS

SEASON	GP	GS	MIN	AVG	FG	FGA	PCT	3FG	3FGA	PCT	FT	FTA	PCT	OFF	DEF	TOT	AVG	PF	FO	AST	TO	BLK	STL	PTS	AVG
2019-20	2	0	2	1.0	0	1	.000	0	1	.000	0	0	.000	0	0	0	0.0	1	0	0	1	0	0	0	0.0
TOTAL	2	0	2	1.0	0	1	.000	0	1	.000	0	0	.000	0	0	0	0.0	1	0	0	1	0	0	0	0.0



CHRIS TEAHAN

SENIOR

GUARD

6-4

195

LEAWOOD, KAN.

ROCKHURST HS

An invited walk-on who has played in 34 games in his three seasons at Kansas ... One of four seniors on the 2020-21 roster ... Was a two-sport (football) athlete at Rockhurst High School in Kansas City, Missouri ... Older brother, Conner, played five seasons at KU and on two Final Four teams (2008 and 2012) ... One of four current Jayhawks who were members of the 2018 Final Four KU team.

2019-20 (JUNIOR)

A fan favorite ... Played in 12 games, including six in Big 12 play ... Scored in three games – 3 vs. Monmouth (11/15), 3 vs. Milwaukee (12/10) and 3 vs. Iowa State (2/17) ... All three of his field goals were from 3-point range ... Played five-plus minutes twice – vs. Monmouth (11/15) and vs. Kansas City (12/14) ... Picked up his first-career blocked shot vs. Kansas State (1/21).

2018-19 (SOPHOMORE)

Played in 11 games in 2018-19, including seven Big 12 contests ... Eight of his 11 appearances came in the final 15 games of the season ... Was 1-for-1 with three points at OU (3/5) ... Scored his first points of the season with a 3-pointer vs. West Virginia (2/16).

2017-18 (FRESHMAN)

Appeared in 10 games, two in conference play and three postseason ... Averaged 2.3 minutes per contest ... Played a season-high four minutes four times in 2017-18 ... Made his second 3-pointer of the season in scoring three points vs. Omaha (12/18) ... Also had a 3-pointer against South Dakota State (11/17) scoring three points and grabbed three rebounds ... Had a season-high four points vs. Toledo (11/28) ... His three postseason appearances were against Kansas State (3/9) in the Big 12 Tournament and Penn (3/15) and Villanova (3/31) in the NCAA Tournament and Final Four.

ITALY 2017

Averaged 8.3 minutes, 1.8 points and 1.0 rebounds in four games in Italy in early August ... Also had four steals ... Was 2-for-6 from the field in the four games with both field goals coming from 3-point range ... Had six points with back-to-back 3-pointers and two steals against the Players Group (8/5) ... Played 10 minutes in the opener against Stella Azzurra Roma HSC (8/2).

HIGH SCHOOL

Led Rockhurst in scoring, averaging 14.4 points per contest, his senior season for coach Pete Campbell ... Also averaged 5.5 rebounds per game in 2016-17 and made 36.8 percent of his shots from 3-point range ... Averaged 12.0 points and 5.5 rebounds his junior season, earning all-district honors ... Played AAU basketball for MOKAN ... Also played wide receiver on the Rockhurst football team, earning all-district second-team honors his senior season.

PERSONAL

Full name is Christopher Richard Teahan ... Born in Leawood, Kansas ... Parents are Mark and Donna Teahan ... Has one sister and three brothers ... Oldest brother, Conner, participated in two Final Fours while playing at Kansas as he was a member of 2008 NCAA National Championship team and the 2012 NCAA runner-up team ... Conner played at KU from 2007-08 through 2011-12 (took a redshirt in 2010-11) ... Mother, father, uncle Mike and grandfather Richard all played basketball at Rockhurst College in Kansas City, Missouri ... Sport Management major.

CAREER HIGHS

Points	4	vs. Toledo (11.28.17)
Field Goals	1	9x, last vs. Iowa State (2.17.18)
Field Goal Att.	2	7x, last vs. Monmouth (11.15.19)
3PT Field Goals	1	7x, last vs. Iowa State (2.17.18)
3PT Field Goal Att.	2	5x, last vs. Monmouth (11.15.19)
Free Throws	2	vs. Toledo (11.28.17)
Free Throw Att.	2	vs. Toledo (11.28.17)
Rebounds	3	vs. South Dakota St. (11.17.17)
Assists	1	vs. Monmouth (11.15.19) vs. Eastern Michigan (12.29.18) vs. Tennessee St. (11.10.17)
Blocks	1	vs. Kansas State (1.21.20)
Steals	-	-
Minutes	7	vs. Monmouth (11.15.19)

MISCELLANEOUS

	FR	SO	JR	CAREER
5+ Minutes	-	-	2	2
4+ Points	1	-	-	1
3+ Rebounds	1	-	-	1
3+ Assists	-	-	-	-
2+ 3PT Field Goals	-	-	-	-
2+ Steals	-	-	-	-
2+ Blocks	1	-	-	1
Led Team in Pts.	-	-	-	-
Led Team in Rebs.	-	-	-	-
Led Team in Steals	-	-	-	-
Led Team in Blocks	-	-	-	-

CAREER YEAR-BY-YEAR STATISTICS

SEASON	GP	GS	MIN	AVG	FG	FGA	PCT	3FG	3FGA	PCT	FT	FTA	PCT	OFF	DEF	TOT	AVG	PF	FO	AST	TO	BLK	STL	PTS	AVG
2017-18	11	0	25	2.3	4	11	.364	2	8	.250	2	2	1.000	2	5	7	0.6	2	0	1	3	0	0	12	1.1
2018-19	11	0	19	1.7	2	5	.400	2	5	.400	0	0	.000	0	1	1	0.1	2	0	1	2	0	0	6	0.5
2019-20	12	0	32	2.7	3	9	.333	3	9	.333	0	0	.000	0	1	1	0.1	4	0	1	1	1	0	9	0.8
TOTAL	34	0	76	2.2	9	25	.360	7	22	.318	2	2	1.000	2	7	9	0.3	8	0	3	6	1	0	27	0.8



TEAHAN'S GAME-BY-GAME STATISTICS

2017-18 (FRESHMAN)

OPPONENT	DATE	MP	FG-A	PCT	3PT-A	PCT	FT-A	PCT	O-D-T	PF	A	TO	BLK	ST	TP
TENNESSEE STATE	11/10/17	3	0-2	.000	0-2	.000	0-0	-	1-0-1	1	1	0	0	0	0
vs Kentucky	11/14/17														
SOUTH DAKOTA STATE	11/17/17	4	1-2	.500	1-1	1.000	0-0	-	1-2-3	0	0	2	0	0	3
TEXAS SOUTHERN	11/21/17	4	0-2	.000	0-2	.000	0-0	-	0-1-1	1	0	0	0	0	0
OAKLAND	11/24/17	2	1-2	.500	0-1	.000	0-0	-	0-0-0	0	0	0	0	0	2
TOLEDO	11/28/17	4	1-1	1.000	0-0	-	2-2	1.000	0-1-1	0	0	1	0	0	4
vs Syracuse	12/02/17														
WASHINGTON	12/06/17														
ARIZONA STATE	12/10/17														
at Nebraska	12/16/17														
OMAHA	12/18/17	4	1-1	1.000	1-1	1.000	0-0	-	0-0-0	0	0	0	0	0	3
vs Stanford	12/21/17														
at Texas*	12/29/17														
TEXAS TECH*	01/02/18														
at TCU*	01/06/18														
IOWA STATE*	01/09/18														
KANSAS STATE*	01/13/18														
at West Virginia*	01/15/18														
BAYLOR*	01/20/18														
at Oklahoma*	01/23/18														
TEXAS A&M	01/27/18														
at Kansas State*	01/29/18														
OKLAHOMA STATE*	02/03/18														
TCU*	02/06/18														
at Baylor*	02/10/18														
at Iowa State*	02/13/18														
WEST VIRGINIA*	02/17/18														
OKLAHOMA*	02/19/18	2	0-1	.000	0-1	.000	0-0	-	0-0-0	0	0	0	0	0	0
at Texas Tech*	02/24/18														
TEXAS*	02/26/18	0+	0-0	-	0-0	-	0-0	-	0-0-0	0	0	0	0	0	0
at Oklahoma State*	03/03/18														
vs Oklahoma State	03/08/18														
vs Kansas State	03/09/18	0+	0-0	-	0-0	-	0-0	-	0-0-0	0	0	0	0	0	0
vs West Virginia%	03/10/18														
vs Penn-	03/15/18	1	0-0	-	0-0	-	0-0	-	0-1-1	0	0	0	0	0	0
vs Seton Hall-	03/17/18														
vs Clemson-	03/23/18														
vs Duke-#	03/25/18														
vs Villanova-	03/31/18														

* indicates starter, # = Big 12 Game, \$ = played in Kansas City, # = Overtime, % = Big 12 Championship, - = NCAA Tournament



2018-19 (SOPHOMORE)

OPPONENT	DATE	MP	FG-A	PCT	3PT-A	PCT	FT-A	PCT	O-D-T	PF	A	TO	BLK	ST	TP
vs Michigan St	11/06/18														
VERMONT	11/12/18														
LOUISIANA	11/16/18														
vs Marquette	11/21/18														
vs Tennessee#	11/23/18														
STANFORD#	12/01/18														
WOFFORD	12/04/18	2	0-0	.000	0-0	.000	0-0	.000	0-0-0	0	0	0	0	0	0
NEW MEXICO ST.\$	12/08/18														
VILLANOVA	12/15/18														
SOUTH DAKOTA	12/18/18														
at Arizona State	12/22/18														
EASTERN MICHIGAN	12/29/18	2	0-0	.000	0-0	.000	0-0	.000	0-0-0	1	1	0	0	0	0
OKLAHOMA*	01/02/19														
at Iowa State*	01/05/19	2	0-0	.000	0-0	.000	0-0	.000	0-0-0	0	0	0	0	0	0
TCU*	01/09/19														
at Baylor*	01/12/19														
TEXAS*	01/14/19														
at West Virginia*	01/19/19														
IOWA STATE*	01/21/19														
at Kentucky	01/26/19														
at Texas*	01/29/19														
TEXAS TECH*	02/02/19	2	0-2	.000	0-2	.000	0-0	.000	0-1-1	0	0	1	0	0	0
at Kansas State*	02/05/19	1	0-0	.000	0-0	.000	0-0	.000	0-0-0	0	0	0	0	0	0
OKLAHOMA STATE*	02/09/19														
at TCU#	02/11/19														
WEST VIRGINIA*	02/16/19	3	1-2	.500	1-2	.500	0-0	.000	0-0-0	1	0	0	0	0	3
at Texas Tech*	02/23/19	3	0-0	.000	0-0	.000	0-0	.000	0-0-0	0	0	0	0	0	0
KANSAS STATE*	02/25/19	0	0-0	.000	0-0	.000	0-0	.000	0-0-0	0	0	0	0	0	0
at Oklahoma State	03/02/19														
at Oklahoma*	03/05/19	2	1-1	1.000	1-1	1.000	0-0	.000	0-0-0	0	0	0	0	0	3
BAYLOR*	03/09/19														
vs Texas%	03/14/19														
vs West Virginia%	03/15/19	1	0-0	.000	0-0	.000	0-0	.000	0-0-0	0	0	1	0	0	0
vs Iowa State%	03/16/19														
vs Northeastern-	03/21/19	1	0-0	.000	0-0	.000	0-0	.000	0-0-0	0	0	0	0	0	0
vs Auburn-	03/23/19														

* indicates starter, # = Big 12 Game, \$ = played in Kansas City, # = Overtime, % = Big 12 Championship, - = NCAA Tournament

2019-20 (JUNIOR)

OPPONENT	DATE	MP	FG-A	PCT	3PT-A	PCT	FT-A	PCT	O-D-T	PF	A	TO	BLK	ST	TP
vs Duke	11/05/19														
UNC GREENSBORO	11/08/19														
MONMOUTH	11/15/19	7	1-2	.500	1-2	.500	---	---	0-0-0	2	1	0	0	0	3
EAST TENNESSEE STATE	11/19/19														
vs. Chaminade	11/25/19	4	0-1	.000	0-1	.000	0-0	---	0-0-0	1	0	0	0	0	0
vs. BYU	11/26/19	1	0-0	---	0-0	---	0-0	---	0-0-0	0	0	0	0	0	0
vs. Dayton	11/27/19														
COLORADO	12/07/19	1	0-0	---	0-0	---	0-0	---	0-0-0	0	0	0	0	0	0
MILWAUKEE	12/10/19	1	1-1	1.000	1-1	1.000	0-0	---	0-0-0	0	0	0	0	0	3
KANSAS CITY	12/14/19	5	0-1	.000	0-1	.000	0-0	---	0-0-0	0	0	0	0	0	0
at Villanova	12/21/19														
at Stanford	12/29/19														
WEST VIRGINIA	01/04/20														
at Iowa State	01/08/20	3	0-1	.000	0-1	.000	0-0	---	0-1-1	0	0	0	0	0	0
BAYLOR	01/11/20														
at Oklahoma	01/14/20														
at Texas	01/18/20														
KANSAS STATE	01/21/20	3	0-0	---	0-0	---	0-0	---	0-0-0	0	0	1	1	0	0
TENNESSEE	01/25/20														
at Oklahoma State	01/27/20	2	0-1	.000	0-1	.000	0-0	---	0-0-0	0	0	0	0	0	0
TEXAS TECH	02/01/20														
TEXAS	02/03/20														
at TCU	02/08/20														
at West Virginia	02/12/20														
OKLAHOMA	02/15/20	1	0-0	---	0-0	---	0-0	---	0-0-0	1	0	0	0	0	0
IOWA STATE	02/17/20	2	1-1	1.000	1-1	1.000	0-0	---	0-0-0	0	0	0	0	0	3
at Baylor	02/22/20														
OKLAHOMA STATE	02/24/20	2	0-1	.000	0-1	.000	0-0	---	0-0-0	0	0	0	0	0	0
at Kansas State	02/29/20														
TCU	03/04/20														
at Texas Tech	03/07/20														

* indicates starter, # = Big 12 Game, \$ = played in Kansas City, # = Overtime, % = Big 12 Championship, - = NCAA Tournament



TRISTAN ENARUNA

(en-uh-ROO-nuh)

SOPHOMORE

G/F

6-8

200

ALMERE, FLEVOLAND, NETHERLANDS

WASATCH ACADEMY [UTAH]

A key contributor in his freshman season averaging 10.8 minutes in 30 games played ... A versatile player who has a 7-foot wingspan ... Gained valuable experience in summer 2019 playing for the Netherlands in the U18 FIBA European Championship.

2019-20 (FRESHMAN)

A regular who averaged 10.8 minutes per contest ... Had nine games with four or more rebounds, including four vs. Iowa State (2/17) ... Led the team in blocked shots four times and in steals twice ... Scored six points with two steals vs. Kansas State (1/21) ... Posted season highs with four assists and four steals versus East Tennessee State (11/19) ... Had five points, two rebounds, two blocked shots and one steal in his career debut against No. 4 Duke (11/5).

SUMMER 2019

Led the Netherlands and was second overall in scoring at 19.1 points per game at the U18 FIBA European Championship in Volos, Greece ... Also led his team in rebound average at 8.7, which was fifth overall ... Posted three games of 20 or more points, including a high of 29 versus Croatia ... Had two double-doubles ... The Netherlands went 2-5 in the event.

HIGH SCHOOL

Played for Wasatch Academy in Mt. Pleasant, Utah, his final season in high school ... Averaged 10.6 points, 4.8 rebounds and 2.4 assists per game in 2018-19 as Wasatch went 26-4 under head coach David Evans ... Was listed as one of the top international players at the Basketball Without Borders event.

PERSONAL

Born in Almere, Flevoland, Netherlands ... Parents are Eddy Enaruna and Anneliese Breijer ... Has one older brother, Iyen, who plays basketball at Cloud County CC ... Played all kinds of sports growing up, from karate to gymnastics ... Undecided on a major.

CAREER HIGHS

Points	9	vs. UNCG (11.8.19)
Field Goals	3	vs. Monmouth (11.15.19) vs. UNCG (11.8.19)
Field Goal Att.	10	vs. Kansas City (12.14.19)
3PT Field Goals	1	8x, last vs. Oklahoma St. (2.24.20)
3PT Field Goal Att.	4	vs. Kansas City (12.14.19) vs. Chaminade (11.25.19)
Free Throws	3	vs. BYU (11.26.19)
Free Throw Att.	4	vs. BYU (11.26.19)
Rebounds	5	4x, last at Oklahoma St. (1.27.20)
Assists	4	vs. E. Tennessee State (11.19.19)
Blocks	2	vs. Chaminade (11.25.19) vs. Duke (11.5.19)
Steals	4	vs. E. Tennessee State (11.19.19)
Minutes	23	vs. E. Tennessee State (11.19.19)

MISCELLANEOUS

	FRESHMAN/CAREER
Double-Doubles	-
10+ Points	-
20+ Points	-
5+ Rebounds	4
10+ Rebounds	-
3+ Assists	2
2+ 3PT Field Goals	-
2+ Steals	3
2+ Blocks	2
Led Team in Pts.	-
Led Team in Rebs.	-
Led Team in Assists	-
Led Team in Blocks	4
Led Team in Steals	2

ENARUNA'S GAME-BY-GAME STATISTICS

2019-20 (FRESHMAN)

OPPONENT	DATE	MP	FG-A	PCT	3PT-A	PCT	FT-A	PCT	O-D-T	PF	A	TO	BLK	ST	TP
vs. Duke	11/05/19	16	2-3	.667	1-1	1.000	0-0	---	0-2-2	2	0	2	2	1	5
UNC GREENSBORO	11/08/19	19	3-5	.600	1-2	.500	2-3	.667	1-4-5	2	2	1	1	0	9
MONMOUTH	11/15/19	14	3-6	.500	1-2	.500	0-0	---	0-4-4	1	2	2	0	0	7
EAST TENNESSEE STATE	11/19/19	23	2-3	.667	0-1	.000	0-0	---	0-4-4	2	4	1	0	4	4
vs. Chaminade	11/25/19	21	1-6	.167	1-4	.250	0-1	.000	1-1-2	1	3	2	2	0	3
vs. BYU	11/26/19	16	0-3	.000	0-1	.000	3-4	.750	1-0-1	0	1	1	1	1	3
vs. Dayton	11/27/19	18	1-4	.250	1-2	.500	0-0	---	0-4-4	2	0	1	0	0	3
COLORADO	12/07/19	11	1-3	.333	0-1	.000	0-0	---	1-4-5	2	0	3	0	0	2
MILWAUKEE	12/10/19	10	2-3	.667	0-1	.000	0-0	---	1-0-1	0	1	1	0	0	4
KANSAS CITY	12/14/19	16	1-10	.100	0-4	.000	0-0	---	0-5-5	1	1	0	1	1	2
at Villanova	12/21/19	21	1-1	1.000	1-1	1.000	0-0	---	2-1-3	1	2	0	1	0	3
at Stanford	12/29/19	11	1-1	1.000	0-0	---	0-1	.000	0-3-3	0	1	2	0	0	2
WEST VIRGINIA	01/04/20	1	0-0	---	0-0	---	0-0	---	0-0-0	0	0	1	0	0	0
at Iowa State	01/08/20	15	0-1	.000	0-0	---	0-0	---	0-1-1	1	0	1	0	2	0
BAYLOR	01/11/20	5	1-2	.500	0-0	---	0-0	---	0-1-1	0	0	0	1	0	2
at Oklahoma	01/14/20	11	1-3	.333	0-0	---	0-2	.000	2-2-4	1	1	2	0	1	2
at Texas	01/18/20	1	0-0	---	0-0	---	0-0	---	0-0-0	0	0	0	0	0	0
KANSAS STATE	01/21/20	12	2-5	.400	0-2	.000	2-3	.667	2-0-2	0	0	1	0	2	6
TENNESSEE	01/25/20	5	0-0	---	0-0	---	1-2	.500	1-0-1	1	0	1	0	0	1
at Oklahoma State	01/27/20	15	1-6	.167	1-3	.333	0-0	---	1-4-5	2	0	0	1	0	3
TEXAS TECH	02/01/20	4	1-2	.500	0-0	---	0-0	---	1-0-1	0	0	0	0	0	2
TEXAS	02/03/20	4	0-1	.000	0-0	---	0-0	---	0-0-0	0	0	0	0	0	0
at TCU	02/08/20	9	0-0	---	0-0	---	0-0	---	0-2-2	0	1	0	0	1	0
at West Virginia	02/12/20	3	0-0	---	0-0	---	0-2	.000	1-0-1	0	0	1	0	0	0
OKLAHOMA	02/15/20	9	1-2	.500	0-1	.000	0-0	---	0-2-2	1	0	2	0	0	2
IOWA STATE	02/17/20	10	0-2	.000	0-2	.000	2-2	1.000	2-2-4	0	0	2	0	0	2
at Baylor	02/22/20							DNP							
OKLAHOMA STATE	02/24/20	16	1-4	.250	1-3	.333	1-2	.500	1-1-2	1	0	0	0	0	4
at Kansas State	02/29/20	3	0-0	---	0-0	---	0-0	---	0-0-0	0	0	1	0	1	0
TCU	03/04/20	3	0-0	---	0-0	---	0-0	---	0-0-0	0	0	0	0	0	0
at Texas Tech	03/07/20	2	0-0	---	0-0	---	0-0	---	0-0-0	1	0	0	0	0	0

^ indicates starter, * = Big 12 Game, \$ = played in Kansas City, # = Overtime, % = Big 12 Championship, - = NCAA Tournament

CAREER YEAR-BY-YEAR STATISTICS

SEASON	GP	GS	MIN	AVG	FG	FGA	PCT	3FG	3FGA	PCT	FT	FTA	PCT	OFF	DEF	TOT	AVG	PF	FO	AST	TO	BLK	STL	PTS	AVG
2019-20	30	0	324	10.8	26	76	.342	8	31	.258	11	22	.500	18	47	65	2.2	22	0	19	28	10	14	71	2.4
TOTAL	30	0	324	10.8	26	76	.342	8	31	.258	11	22	.500	18	47	65	2.2	22	0	19	28	10	14	71	2.4



MICHAEL JANKOVICH

SOPHOMORE **GUARD** **6-5** **185** **DALLAS, TEXAS** **NORTHFIELD MOUNT HERMON [MASS.]**

Played in 10 games as a freshman in 2019-20 ... An invited walk-on who provides depth at the guard position ... Has solid range from beyond the arc ... Son of SMU head coach Tim Jankovich, who spent five seasons as an assistant coach on Bill Self's staffs at Illinois and Kansas ... Lived in Lawrence from ages 4-8 while his father was on the KU staff.

2019-20 (FRESHMAN)

Played in 10 games, including four Big 12 contests ... Scored four points vs. Kansas State (1/21) ... Made a 3-pointer vs. Kansas City (12/14) ... Played four minutes vs. Chaminade (11/25) with one assist and one steal ... Scored five points, one 3-pointer, in five minutes vs. Monmouth (11/15) in his college debut.

HIGH SCHOOL

Concluded his prep career at Northfield Mount Hermon School in Gill, Massachusetts, for coach John Carroll ... Averaged 6.7 points and 2.4 rebounds in 2018-19 and made 48 3-pointers ... Scored 1,254 points in his three-year career at Jesuit College Prep School in Dallas ... Earned all-district honors in his three varsity seasons and all-region his senior year, 2017-18, at Jesuit College.

PERSONAL

Full name is Michael Timothy Jankovich ... Born in Nashville, Tennessee ... Son of Tim and Cindy Jankovich ... His father has been the head coach at SMU since the 2015-16 season ... Tim was an assistant coach on Bill Self's staffs at Illinois in 2002-03 and at Kansas from 2003-07 before taking the head coaching job at Illinois State for five seasons (2007-08 to 2011-12) ... Grandfather, Jack, competed in track at Indiana ... Enjoys playing ping pong and watching movies ... After basketball, he plans on being a CEO of a major corporation ... Business administration major.

CAREER HIGHS

Points	5	vs. Monmouth (11.15.19)
Field Goals	1	vs. Kansas State (1.21.20) vs. Kansas City (12.14.19) vs. Monmouth (11.15.19)
Field Goal Att.	3	vs. Monmouth (11.15.19)
3PT Field Goals	1	vs. Kansas State (1.21.20) vs. Kansas City (12.14.19) vs. Monmouth (11.15.19)
3PT Field Goal Att.	3	vs. Monmouth (11.15.19)
Free Throws	2	vs. Monmouth (11.15.19)
Free Throw Att.	2	vs. Kansas State (1.21.20) vs. Monmouth (11.15.19)
Rebounds	1	vs. Oklahoma State (2.24.20)
Assists	1	vs. Chaminade (11.25.19)
Blocks	-	
Steals	1	vs. Chaminade (11.25.19)
Minutes	5	vs. Monmouth (11.15.19)

MISCELLANEOUS

	FRESHMAN/CAREER
5+ Minutes	1
4+ Points	2
3+ Rebounds	-
3+ Assists	-
2+ 3PT Field Goals	-
2+ Steals	-
2+ Blocks	-
Led Team in Pts.	-
Led Team in Rebs.	-
Led Team in Assists	-
Led Team in Blocks	-
Led Team in Steals	-

JANKOVICH'S GAME-BY-GAME STATISTICS

2019-20 (FRESHMAN)

OPPONENT	DATE	MP	FG-A	PCT	3PT-A	PCT	FT-A	PCT	O-D-T	PF	A	TO	BLK	ST	TP
vs. Duke	11/05/19														
UNC GREENSBORO	11/08/19														
MONMOUTH	11/15/19	5	1-3	.333	1-3	.333	2-2	1.000	0-0-0	1	0	1	0	0	5
EAST TENNESSEE STATE	11/19/19														
vs. Chaminade	11/25/19	4	0-0	---	0-0	---	0-0	---	0-0-0	0	1	1	0	1	0
vs. BYU	11/26/19	1	0-0	---	0-0	---	0-0	---	0-0-0	1	0	0	0	0	0
vs. Dayton	11/27/19														
COLORADO	12/07/19														
MILWAUKEE	12/10/19	1	0-0	---	0-0	---	0-0	---	0-0-0	0	0	0	0	0	0
KANSAS CITY	12/14/19	4	1-1	1.000	1-1	1.000	0-0	---	0-0-0	0	0	0	0	0	3
at Villanova	12/21/19														
at Stanford	12/29/19	1	0-0	---	0-0	---	0-0	---	0-0-0	0	0	0	0	0	0
WEST VIRGINIA	01/04/20														
at Iowa State	01/08/20	3	0-1	.000	0-1	.000	0-0	---	0-0-0	0	0	0	0	0	0
BAYLOR	01/11/20														
at Oklahoma	01/14/20														
at Texas	01/18/20														
KANSAS STATE	01/21/20	3	1-1	1.000	1-1	1.000	1-2	.500	0-0-0	0	0	0	0	0	4
TENNESSEE	01/25/20														
at Oklahoma State	01/27/20	2	0-0	---	0-0	---	0-0	---	0-0-0	0	0	0	0	0	0
TEXAS TECH	02/01/20														
TEXAS	02/03/20														
at TCU	02/08/20														
at West Virginia	02/12/20														
OKLAHOMA	02/15/20														
IOWA STATE	02/17/20														
at Baylor	02/22/20														
OKLAHOMA STATE	02/24/20	3	0-1	.000	0-1	.000	0-0	---	1-0-1	0	0	1	0	0	0
at Kansas State	02/29/20														
TCU	03/04/20														
at Texas Tech	03/07/20														

^ indicates starter, * = Big 12 Game, \$ = played in Kansas City, # = Overtime, % = Big 12 Championship, - = NCAA Tournament

CAREER YEAR-BY-YEAR STATISTICS

SEASON	GP	GS	MIN	AVG	FG	FGA	PCT	3FG	3FGA	PCT	FT	FTA	PCT	OFF	DEF	TOT	AVG	PF	FO	AST	TO	BLK	STL	PTS	AVG
2019-20	10	0	27	2.7	3	7	.429	3	7	.429	3	4	.750	1	0	1	0.1	2	0	1	3	0	1	12	1.2
TOTAL	10	0	27	2.7	3	7	.429	3	7	.429	3	4	.750	1	0	1	0.1	2	0	1	3	0	1	12	1.2



OCHAI

AGBAJI

(oh-CHIE) (uh-BAH-gee)

JUNIOR

GUARD

6-5

210

KANSAS CITY, MO.

OAK PARK HS

Has started each of the last two seasons with 47 career starts in 53 games played ... An All-Big 12 and Academic All-Big 12 selection in in 2019-20 ... A Kansas City product who took his redshirt off and played in his first game of the 2018-19 season vs. TCU (1/9) ... Bill Self compares Agbaji to Kansas City Jayhawk Travis Releford (2009-13) who played in 138 career games and was a two-year starter while at KU ... Was featured as a Big 12 Champion for Life in 2019-20.

2019-20 (SOPHOMORE)

All-Big 12 Honorable Mention and Academic All-Big 12 Second Team honoree ... A starter who logged 30-plus minutes in 24 games ... Was second on team with 44 3FGs and third with 38 steals ... Ranked 15th in the Big 12 in 3FGs made at 1.5 ... Recorded 15 games of 10-plus points, including two 20-point efforts ... Pulled down six-plus rebounds in seven games ... Scored 15 points vs. Oklahoma State (2/24) ... Had 14 points on 6-of-10 shooting vs. Iowa State (2/17) ... Recorded a double-double with 20 points and a career-high 12 rebounds vs. Colorado (12/7) ... Answered that with a season-high 22 points on 5-of-8 shooting from 3-point range in the next game against Milwaukee (12/10).

FRESHMAN (2018-19)

Took redshirt off and played in his first game of the season vs. TCU (1/9) ... Played in 22 games and started the final 16 of the season ... Had three 20-point and seven 10-point contests ... Had five multiple 3-point field goal games ... Recorded two double-doubles ... Averaged 8.5 in in all games and 9.4 in Big 12 contests ... Pulled down 4.6 rebounds per outing ... Big 12 Newcomer of the Week (2/4) ... Had 23 points on 8-of-12 shooting, 5-of-7 3-pointers, with six rebounds vs. Oklahoma State (2/9) ... Had 20 points and 11 rebounds at TCU (2/11) ... Posted first-career double-double with 10 points and 10 rebounds vs. Texas Tech (2/2) ... Had a career-high night in his first start of the season with 24 points at Texas (1/29).

HIGH SCHOOL

The recipient for the DiRenna Award, the Greater Kansas City Basketball Coaches Association (GKCBCA) player of the year, in 2017-18 ... *The Kansas City Star* All-Metro Player of the Year in 2017-18 ... Participated for the Missouri team in the GKBCA All-Star Game ... Guided Oak Park High School to a 23-3 record in 2017-18 and its conference title ... Averaged 27.6 points and 8.6 rebounds per game his senior season for coach Brennan Scanlon ... Averaged 23.0 points and 6.0 rebounds his junior year at Oak Park.

PERSONAL

Ochai Young Agbaji ... Born in Milwaukee, Wisconsin ... Parents are Olofu and Erica Agbaji ... Has one sister, Orié, who played volleyball at Texas ... Both of his parents played college basketball at Wisconsin-Milwaukee ... Olofu lettered at UWM in 1991-92, while Erica was a four-year letterwinner from 1991-94 ... Enjoys playing video games and hanging with friends ... Played soccer up until his junior year in high school ... Sport Management major.

CAREER HONORS

All-Big 12 Honorable Mention

Academic All-Big 12 Second Team

Big 12 Newcomer of the Week (2.4.19)

CAREER HIGHS

Points	24	at Texas (1.29.19)
Field Goals	8	vs. Colorado (12.7.19) vs. Oklahoma State (2.9.19) at Texas (1.29.19)
Field Goal Att.	14	vs. Colorado (12.7.19)
3PT Field Goals	5	vs. Milwaukee (12.10.19) vs. Oklahoma State (2.9.19)
3PT Field Goal Att.	8	vs. Milwaukee (12.10.19) vs. UNCG (11.8.19) at Oklahoma State (3.2.19)
Free Throws	6	at TCU (2.11.19) at Texas (1.29.19)
Free Throw Att.	8	at Texas (1.29.19)
Rebounds	12	vs. Colorado (12.7.19)
Assists	4	3x, last at Villanova (12.21.19)
Blocks	2	vs. Texas Tech (2.1.20) vs. West Virginia (3.15.19)
Steals	4	vs. Duke (11.5.19)
Minutes	45	vs. Dayton (11.27.19)

MISCELLANEOUS

	FR	SO	CAREER
Double-Doubles	2	1	3
10+ Points	8	15	23
20+ Points	3	2	5
5+ Rebounds	9	14	23
10+ Rebounds	2	1	3
3+ Assists	2	10	12
3+ 3PT Field Goals	2	6	8
2+ Steals	2	11	13
2+ Blocks	1	1	2
Led Team in Pts.	1	2	3
Led Team in Rebs.	3	1	4
Led Team in Assists	-	2	2
Led Team in Steals	-	6	6
Led Team in Blocks	6	1	7

CAREER YEAR-BY-YEAR STATISTICS

SEASON	GP	GS	MIN	AVG	FG	FGA	PCT	3FG	3FGA	PCT	FT	FTA	PCT	OFF	DEF	TOT	AVG	PF	FO	AST	TO	BLK	STL	PTS	AVG
2018-19	22	16	568	25.8	70	156	.449	23	75	.307	25	36	.694	21	80	101	4.6	43	1	20	30	12	10	188	8.5
2019-20	31	31	1033	33.3	115	269	.428	46	136	.338	33	49	.673	36	93	129	4.2	59	0	62	58	8	38	309	10.0
TOTAL	53	47	1601	30.2	185	425	.435	69	211	.327	58	85	.682	57	173	230	4.3	102	1	82	88	20	48	497	9.4

AGBAJI'S GAME-BY-GAME STATISTICS

2018-19 (FRESHMAN)

OPPONENT	DATE	MP	FG-A	PCT	3PT-A	PCT	FT-A	PCT	O-D-T	PF	A	TO	BLK	ST	TP
vs Michigan St	11/06/18						DNP								
VERMONT	11/12/18						DNP								
LOUISIANA	11/16/18						DNP								
vs Marquette	11/21/18						DNP								
vs Tennessee#	11/23/18						DNP								
STANFORD#	12/01/18						DNP								
WOFFORD	12/04/18						DNP								
NEW MEXICO ST.\$	12/08/18						DNP								
VILLANOVA	12/15/18						DNP								
SOUTH DAKOTA	12/18/18						DNP								
at Arizona State	12/22/18						DNP								
EASTERN MICHIGAN	12/29/18						DNP								
OKLAHOMA*	01/02/19						DNP								
TCU*	01/09/19	25	3-5	.600	1-2	.500	0-0	.000	1-3-4	2	1	0	1	2	7
at Baylor*	01/12/19	21	4-5	.800	1-2	.500	1-2	.500	1-2-3	2	0	0	0	1	10
TEXAS*	01/14/19	25	2-5	.400	0-2	.000	0-0	.000	0-4-4	1	2	0	0	1	4
at West Virginia*	01/19/19	4	0-1	.000	0-0	.000	0-0	.000	1-2-3	0	0	3	0	0	0
IOWA STATE*	01/21/19	16	3-6	.500	2-4	.500	0-0	.000	1-4-5	5	0	2	1	0	8
at Kentucky	01/26/19	21	2-6	.333	1-4	.250	2-2	1.000	2-0-2	0	0	1	0	0	7
at Texas	01/29/19	35	8-10	.800	2-4	.500	6-8	.750	4-3-7	4	0	2	1	2	24
TEXAS TECH	02/02/19	33	3-8	.375	1-4	.250	3-6	.500	1-9-10	3	3	2	0	1	10
at Kansas State	02/05/19	35	3-7	.429	0-2	.000	0-2	.000	1-3-4	3	0	4	1	1	6
OKLAHOMA STATE	02/09/19	36	8-12	.667	5-7	.714	2-2	1.000	1-5-6	1	2	0	0	0	23
at TCU#	02/11/19	41	6-12	.500	2-6	.333	6-6	1.000	1-10-11	0	1	1	1	1	20
WEST VIRGINIA	02/16/19	27	4-9	.444	1-4	.250	1-2	.500	0-3-3	4	1	3	0	1	10
at Texas Tech	02/23/19	30	1-6	.167	0-3	.000	0-0	.000	0-2-2	1	0	2	1	0	2
KANSAS STATE	02/25/19	16	0-1	.000	0-1	.000	0-0	.000	0-3-3	0	0	1	0	0	0
at Oklahoma State	03/02/19	29	3-10	.300	3-8	.375	2-3	.667	0-5-5	5	2	2	0	1	0
at Oklahoma	03/05/19	31	4-12	.333	1-7	.143	0-0	.000	0-3-3	3	0	1	1	0	9
BAYLOR	03/09/19	30	3-10	.300	0-3	.000	0-0	.000	1-7-8	3	4	1	0	0	6
*vs Texas%	03/14/19	26	1-5	.200	0-1	.000	0-1	.000	0-3-3	1	2	0	0	0	2
*vs West Virginia%	03/15/19	21	4-9	.444	1-4	.250	0-0	.000	1-2-3	3	1	1	2	0	9
*vs Iowa State%	03/16/19	21	2-7	.286	1-4	.250	0-0	.000	3-3-6	2	1	3	1	0	5
*vs Northeastern-	03/21/19	21	5-5	1.000	1-1	1.000	2-2	1.000	2-3-5	3	0	3	1	0	13
*vs Auburn-	03/23/19	24	1-5	.200	0-2	.000	0-0	.000	0-0-1	0	0	0	0	0	2

* indicates starter, # = Big 12 Game, \$ = played in Kansas City, # = Overtime, % = Big 12 Championship, - = NCAA Tournament

2019-20 (SOPHOMORE)

OPPONENT	DATE	MP	FG-A	PCT	3PT-A	PCT	FT-A	PCT	O-D-T	PF	A	TO	BLK	ST	TP
*vs. Duke	11/05/19	39	6-10	.600	2-3	.667	1-3	.333	2-4-6	3	2	5	0	4	15
*UNC GREENSBORO	11/08/19	35	5-11	.455	3-8	.375	0-0	---	0-4-4	1	2	3	0	2	13
*MONMOUTH	11/15/19	22	1-9	.111	0-5	.000	2-2	1.000	1-1-2	4	3	0	0	3	4
*EAST TENNESSEE STATE 11/19/19	34	2-8	.250	0-4	.000	0-0	---	---	1-2-3	2	2	2	0	1	4
*vs. Chaminade	11/25/19	26	4-9	.444	3-6	.500	0-0	---	0-1-1	2	2	2	0	1	11
*vs. BYU	11/26/19	31	6-9	.667	2-4	.500	0-0	---	1-4-5	0	3	2	0	1	14
*vs. Dayton	11/27/19	45	2-9	.222	1-5	.200	1-2	.500	1-5-6	4	4	1	1	1	6
*COLORADO	12/07/19	36	8-14	.571	4-6	.667	0-0	---	3-9-12	0	2	3	0	1	20
*MILWAUKEE	12/10/19	34	6-9	.667	5-8	.625	5-5	1.000	3-5-8	3	3	2	1	0	22
*KANSAS CITY	12/14/19	26	2-3	.667	1-2	.500	0-0	---	0-4-4	1	3	1	0	2	5
*at Villanova	12/21/19	39	5-8	.625	1-4	.250	0-0	---	0-2-2	2	4	2	0	3	11
*at Stanford	12/29/19	33	5-11	.455	2-6	.333	2-4	.500	0-3-3	3	2	3	0	2	14
*WEST VIRGINIA	01/04/20	38	1-6	.167	1-5	.200	4-6	.667	0-1-1	3	2	2	0	1	7
*at Iowa State	01/08/20	28	6-7	.857	4-5	.800	0-0	---	0-2-2	0	2	4	0	2	16
*Baylor	01/10/20	33	2-7	.286	0-1	.000	2-2	1.000	2-3-5	0	1	3	0	1	6
*at Oklahoma	01/14/20	38	3-11	.273	1-4	.250	0-0	---	1-4-5	2	3	1	0	1	7
*at Texas	01/18/20	31	1-6	.167	0-3	.000	2-2	1.000	1-1-2	3	0	1	0	1	4
*KANSAS STATE	01/21/20	31	3-11	.273	0-3	.000	0-0	---	4-3-7	3	2	1	0	1	6
*TENNESSEE	01/25/20	38	6-12	.500	3-7	.429	1-3	.333	1-1-2	3	1	0	1	2	16
*at Oklahoma State	01/27/20	35	2-9	.222	2-7	.286	3-4	.750	1-3-4	2	2	1	1	0	9
*TEXAS TECH	02/01/20	37	4-8	.500	1-3	.333	2-2	1.000	0-5-5	1	1	4	2	0	11
*TEXAS	02/03/20	36	3-8	.375	0-2	.000	2-3	.667	2-4-6	2	1	1	0	2	8
*at TCU	02/08/20	32	2-6	.333	1-3	.333	2-2	1.000	1-3-4	2	1	2	1	2	7
*at West Virginia	02/12/20	39	4-7	.571	0-3	.000	1-2	.500	1-2-3	1	1	0	0	2	9
*OKLAHOMA	02/15/20	30	4-10	.400	2-5	.400	0-2	.000	1-5-6	3	3	1	1	0	10
*IOWA STATE	02/17/20	29	6-10	.600	2-6	.333	0-2	.000	1-2-3	1	3	1	0	1	14
*at Baylor	02/22/20	39	0-5	.000	0-2	.000	0-0	---	1-4-5	1	3	3	0	0	0
*OKLAHOMA STATE	02/24/20	27	5-9	.556	2-6	.333	3-3	1.000	0-0-0	1	1	1	0	0	15
*at Kansas State	02/29/20	25	2-7	.286	1-4	.250	0-0	---	3-2-5	3	2	3	0	1	5
*TCU	03/04/20	30	4-7	.571	0-1	.000	0-0	---	2-0-2	2	1	2	0	0	8
*at Texas Tech	03/04/20	37	5-13	.385	2-5	.400	0-0	---	2-4-6	1	0	1	0	0	12

* indicates starter, # = Big 12 Game, \$ = played in Kansas City, # = Overtime, % = Big 12 Championship, - = NCAA Tournament





DAVID

McCORMACK

JUNIOR

FORWARD

6-10

265

NORFOLK, VA.

OAK HILL ACADEMY

Academic All-Big 12 First Team honoree who was nominated for Academic All-America his sophomore year in 2019-20 ... Has played in 63 games while at KU with 31 starts ... A big body who showed a lot of discipline in losing more than 50 pounds during high school ... Can play both power forward and center and can open up the middle with his outside shooting ... A McDonald's All-America his senior year in high school.

2019-20 (SOPHOMORE)

Academic All-Big 12 First Team honoree who was nominated for Academic All-America ... Started 18 games ... Finished second on the team with a 52.9 FG% ... Had seven games with 10-plus points ... Posted six games with seven-plus rebounds ... Had 16 points and seven rebounds in 18 minutes at Iowa State (1/8) ... Had a career-high 28 points, on 11-of-14 FGs, with seven rebounds in 16 minutes vs. Kansas City (12/14) ... Had 16 points, on 7-of-9 FGs, vs. BYU (11/16) ... Posted first-career double-double with 17 points and 11 rebounds vs. Monmouth (11/15).

FRESHMAN (2018-19)

Played in 34 games and averaged 3.9 points and 3.1 rebounds per contest ... Started the last 13 games of the season ... Had 10 games of five-plus rebounds, including five of his last six contests ... Had six games of 10-plus points, including four of his last seven contests ... Averaged 8.0 ppg, 6.3 rpg, 2.3 assists, 2.0 steals and shot 83.3 percent (10-for-12) from the field in the Big 12 Championship ... Was 37-for-48 (77.1 %) from the field in his last 11 games ... Posted a career-high 18 points with five rebounds at Oklahoma (3/5).

SUMMER 2018

Competed on a college all-star team for Global Sports Academy that went 6-0 while touring Belgium ... Averaged 10.5 points and 8.8 rebounds in the team's six victories ... Kerry Keating was the coach for the team.

HIGH SCHOOL

Led Oak Hill to the 9A state title his senior season ... Oak Hill posted a 30-4 record in 2017-18 under head coach Steve Smith ... Averaged 13.4 points and led the team with 9.6 rebounds per contest his senior season ... Shot 62 percent from the field and had 14 double-doubles his senior year ... Set the Oak Hill single-season rebound record with 308 boards in 2017-18 ... Ranked No. 27 by ESPN100, No. 36 by Rivals.com and No. 35 by 247Sports.com ... Recorded one of two double-doubles at the McDonald's All-American game with 14 points and 10 rebounds ... Averaged 10.6 points and 8.6 rebounds a game at Oak Hill his junior season ... Averaged 14.8 points (on 60% shooting) and 9.8 rebounds for Team Loaded AAU in the spring and summer of 2017 ... Played for Norfolk (Va.) Academy his sophomore year of high school.

PERSONAL

Full name is David Joseph McCormack ... Born in the Bronx, New York ... Mother is Janine McCormack ... Has one older brother, Daniel ... A member of the National Honor Society in high school ... Also played football (defensive tackle and offensive guard) and ran track in high school ... Loves movies and outdoor excursions ... Plays the drums ... Communications major.

CAREER HONORS

2019-20 Academic All-Big 12 First Team

CAREER HIGHS

Points	28	vs. Kansas City (12.14.19)
Field Goals	11	vs. Kansas City (12.14.19)
Field Goal Att.	14	vs. Kansas City (12.14.19)
3PT Field Goals	-	
3PT Field Goal Att.	1	vs. West Virginia (1.4.20) vs. Monmouth (11.15.19)
Free Throws	6	vs. Kansas City (12.14.19)
Free Throw Att.	6	at Kansas State (2.29.20) vs. Kansas City (12.14.19)
Rebounds	13	vs. Duke (11.5.19)
Assists	4	vs. Monmouth (11.15.19)
Blocks	3	vs. Texas Tech (2.1.20)
Steals	2	5x, last at Kansas State (2.29.20)
Minutes	29	vs. Texas (3.14.19)

MISCELLANEOUS

	FR	SO	CAREER
Double-Doubles	-	1	1
10+ Points	6	7	13
20+ Points	-	1	1
5+ Rebounds	10	9	19
10+ Rebounds	-	2	2
2+ Assists	4	2	6
1+ 3PT Field Goals	-	-	-
2+ Steals	2	3	5
2+ Blocks	2	1	3
Led Team in Pts.	1	2	3
Led Team in Rebs.	2	4	6
Led Team in Assists	-	1	1
Led Team in Steals	2	3	5
Led Team in Blocks	4	1	5

CAREER YEAR-BY-YEAR STATISTICS

SEASON	GP	GS	MIN	AVG	FG	FGA	PCT	3FG	3FGA	PCT	FT	FTA	PCT	OFF	DEF	TOT	AVG	PF	FO	AST	TO	BLK	STL	PTS	AVG
2018-19	34	13	363	10.7	55	88	.625	0	0	.000	21	35	.600	42	62	104	3.1	39	0	13	27	13	7	131	3.9
2019-20	29	18	423	14.6	81	153	.529	0	2	.000	39	48	.813	46	74	120	4.1	50	1	18	32	12	13	201	6.9
TOTAL	63	31	786	12.5	136	241	.564	0	2	.000	60	83	.723	88	136	224	3.6	89	1	31	59	25	20	332	5.3



MCCORMACK'S GAME-BY-GAME STATISTICS

2018-19 (FRESHMAN)

OPPONENT	DATE	MP	FG-A	PCT	3PT-A	PCT	FT-A	PCT	O-D-T	PF	A	TO	BLK	ST	TP
vs Michigan St.	11/06/18	5	1-2	.500	0-0	.000	1-4	.250	1-2-3	1	1	0	0	0	3
VERMONT	11/12/18						DNP								
LOUISIANA	11/16/18	10	1-4	.250	0-0	.000	0-0	.000	4-2-6	0	0	0	1	0	2
vs Marquette	11/21/18	2	1-1	1.000	0-0	.000	0-0	.000	0-0-0	0	0	0	0	0	2
vs Tennessee#	11/23/18	4	0-0	.000	0-0	.000	0-0	.000	0-1-1	1	0	2	0	0	0
STANFORD#	12/01/18	1	0-0	.000	0-0	.000	0-0	.000	0-1-1	0	0	0	0	0	0
WOFFORD	12/04/18	5	3-5	.600	0-0	.000	0-0	.000	0-3-3	0	0	0	0	0	6
NEW MEXICO ST.\$	12/08/18	4	0-1	.000	0-0	.000	0-0	.000	0-0-0	0	0	0	1	0	0
VILLANOVA	12/15/18	1	0-0	.000	0-0	.000	0-0	.000	0-0-0	0	0	0	0	0	0
SOUTH DAKOTA	12/18/18	17	4-7	.571	0-0	.000	4-4	1.000	1-5-6	2	1	0	2	0	12
at Arizona State	12/22/18	11	1-2	.500	0-0	.000	0-0	.000	2-2-4	2	0	0	1	0	2
EASTERN MICHIGAN	12/29/18	17	2-2	1.000	0-0	.000	0-1	.000	0-5-5	2	0	0	1	1	4
OKLAHOMA*	01/02/19	6	0-1	.000	0-0	.000	0-0	.000	1-0-1	1	0	1	0	1	0
at Iowa State*	01/05/19	10	1-2	.500	0-0	.000	0-0	.000	0-1-1	1	0	0	0	0	2
TCU*	01/09/19	1	0-0	.000	0-0	.000	0-0	.000	0-0-0	0	0	0	0	0	0
at Baylor*	01/12/19	6	0-0	.000	0-0	.000	0-0	.000	0-0-0	1	0	0	0	0	0
TEXAS*	01/14/19	8	1-3	.333	0-0	.000	0-1	.000	3-1-4	2	0	1	0	0	2
at West Virginia*	01/19/19	8	1-1	1.000	0-0	.000	0-0	.000	1-3-4	0	0	0	0	0	2
IOWA STATE*	01/21/19	2	0-0	.000	0-0	.000	0-0	.000	0-1-1	0	0	0	0	0	0
at Kentucky	01/26/19	8	0-1	.000	0-0	.000	0-1	.000	1-2-3	1	0	0	0	0	0
at Texas*	01/29/19	9	1-1	1.000	0-0	.000	0-0	.000	0-0-0	1	2	1	0	0	2
TEXAS TECH*	02/02/19	6	0-0	.000	0-0	.000	0-0	.000	0-1	0	0	0	2	0	0
at Kansas State*	02/05/19						DNP								
OKLAHOMA STATE	02/09/19	14	0-3	.000	0-0	.000	0-0	.000	4-1-5	2	0	0	1	0	0
*at TCU#	02/11/19	17	1-3	.333	0-0	.000	2-4	.500	1-2-3	4	0	0	1	0	4
WEST VIRGINIA	02/16/19	24	4-4	1.000	0-0	.000	2-4	.500	3-1-4	4	1	4	2	2	10
at Texas Tech	02/23/19	16	3-3	1.000	0-0	.000	2-2	1.000	0-4-4	2	0	3	0	0	8
KANSAS STATE	02/25/19	7	0-0	.000	0-0	.000	0-0	.000	1-0-1	0	0	2	0	0	0
at Oklahoma State	03/02/19	11	1-4	.250	0-0	.000	3-4	.750	0-3-3	1	1	1	1	0	5
at Oklahoma	03/05/19	21	8-11	.727	0-0	.000	2-3	.667	2-3-5	4	1	0	0	2	18
BAYLOR	03/09/19	18	6-9	.667	0-0	.000	0-0	.000	1-4-5	2	0	0	1	0	12
*vs Texas%	03/14/19	29	6-7	.857	0-0	.000	1-3	.333	6-3-9	2	0	3	1	0	13
*vs West Virginia%	03/15/19	25	2-3	.667	0-0	.000	3-3	1.000	5-3-8	0	2	3	0	1	7
*vs Iowa State%	03/16/19	8	2-2	1.000	0-0	.000	0-0	.000	1-1-2	1	0	1	0	0	4
*vs Northeastern-	03/21/19	11	0-0	.000	0-0	.000	0-0	.000	2-3-5	1	2	1	0	0	0
*vs Auburn-	03/23/19	21	5-6	.833	0-0	.000	1-1	1.000	2-4-6	1	2	2	0	0	11

* indicates starter, # = Big 12 Game, \$ = played in Kansas City, # = Overtime, % = Big 12 Championship, - = NCAA Tournament

2019-20 (SOPHOMORE)

OPPONENT	DATE	MP	FG-A	PCT	3PT-A	PCT	FT-A	PCT	O-D-T	PF	A	TO	BLK	ST	TP
*vs. Duke	11/05/19	28	2-7	.286	0-0	---	2-4	.500	3-10-13	3	1	3	1	2	6
*UNC GREENSBORO	11/08/19	11	1-2	.500	0-0	---	0-0	---	2-2-4	0	0	1	0	0	2
MONMOUTH	11/15/19	16	7-8	.875	0-1	.000	3-4	.750	3-8-11	3	4	0	1	0	17
*EAST TENNESSEE STATE 11/19/19	12	2-5	.400	0-0	---	0-0	---	---	1-2-3	1	1	0	1	0	4
*vs. Chaminade	11/25/19	16	5-7	.714	0-0	---	0-0	---	2-0-2	2	1	0	0	0	10
*vs. BYU	11/26/19	20	7-9	.778	0-0	---	2-2	1.000	1-4-5	0	1	1	0	0	16
*vs. Dayton	11/27/19	16	1-3	.333	0-0	---	1-2	.500	1-1-2	1	0	2	0	1	3
*COLORADO	12/07/19	15	3-7	.429	0-0	---	0-0	---	0-2-2	1	0	3	0	0	6
*MILWAUKEE	12/10/19	17	3-5	.600	0-0	---	1-4	.250	0-1-1	1	0	0	0	1	7
*KANSAS CITY	12/14/19	16	11-14	.786	0-0	---	6-6	1.000	4-3-7	2	1	2	0	2	28
*at Villanova	12/21/19	26	3-7	.429	0-0	---	0-0	---	2-5-7	1	1	2	0	1	6
*at Stanford	12/29/19	11	0-1	.000	0-0	---	0-0	---	1-1-2	2	0	3	0	1	0
*WEST VIRGINIA	01/04/20	10	1-3	.333	0-1	.000	0-0	---	1-2-3	0	0	1	0	0	2
*at Iowa State	01/08/20	18	6-11	.545	0-0	---	4-4	1.000	4-3-7	2	1	1	0	1	16
*BAYLOR	01/11/20	10	0-2	.000	0-0	---	0-0	---	0-1-1	1	0	0	1	0	0
*at Oklahoma	01/14/20	15	2-5	.400	0-0	---	0-0	---	0-3-3	2	0	2	0	0	4
*at Texas	01/18/20	20	3-4	.750	0-0	---	0-0	---	2-5-7	1	1	0	0	1	6
*KANSAS STATE	01/21/20	10	0-2	.000	0-0	---	2-2	1.000	1-3-4	0	0	1	0	0	2
TENNESSEE	01/25/20						DNP								
at Oklahoma State	01/27/20						DNP								
TEXAS TECH	02/01/20	19	3-6	.500	0-0	---	0-0	---	1-5-6	3	2	0	3	0	6
*TEXAS	02/03/20	15	2-5	.400	0-0	---	2-2	1.000	1-2-3	3	0	1	1	0	6
at TCU	02/08/20	8	2-4	.500	0-0	---	2-2	1.000	2-2-4	1	0	1	1	0	6
at West Virginia	02/12/20	10	1-1	1.000	0-0	---	2-2	1.000	0-1-1	3	0	1	1	0	4
OKLAHOMA	02/15/20	10	3-4	.750	0-0	---	0-0	---	2-1-3	2	0	2	0	0	6
IOWA STATE	02/17/20	18	3-7	.429	0-0	---	4-4	1.000	2-0-2	1	1	0	1	0	10
at Baylor	02/22/20	4	2-2	1.000	0-0	---	0-0	---	1-0-1	5	0	1	0	0	4
OKLAHOMA STATE	02/24/20	16	5-10	.500	0-0	---	0-0	---	2-2-4	4	1	2	1	0	10
at Kansas State	02/29/20	20	2-7	.286	0-0	---	5-6	.833	3-1-4	4	1	1	0	2	9
TCU	03/04/20	5	0-0	---	0-0	---	0-0	---	1-0-1	0	1	0	0	0	0
at Texas Tech	03/07/20	11	1-5	.200	0-0	---	3-4	.750	3-4-7	1	0	1	0	1	5

* indicates starter, # = Big 12 Game, \$ = played in Kansas City, # = Overtime, % = Big 12 Championship, - = NCAA Tournament





MITCH LIGHTFOOT

RS-SENIOR

FORWARD

6-8

225

GILBERT, ARIZ.

GILBERT CHRISTIAN HS

Has played in 98 games while at KU with seven starts ... Enters his redshirt senior season tied for 20th on the KU career blocked shots list with 98, tied with Paul Pierce (1996-98) ... Has built a reputation for taking charges as he has led KU in the stat each of the last two seasons he played with 16 in 2017-18 and 14 in 2018-19 ... Was born in Kansas City and moved to Arizona as a youth ... Ranked eighth in the Big 12 with 1.5 blocked shots per game in 2018-19.

2019-20 (SENIOR)

Was a redshirt in 2019-20 ... Completed his undergrad degree in economics in Dec. 2019.

2018-19 (JUNIOR)

Led KU with 14 charges drawn ... Was second on the team with 33 blocked shots ... Had seven games with multiple blocked shots ... Posted nine games with five or more rebounds, including five in Big 12 play ... Pulled down seven rebounds with five points vs. Northeastern (3/21) ... Had nine blocked shots in three Big 12 Championship games, including a season-high four against West Virginia (3/15) ... Logged a career-high 31 minutes with nine points, five rebounds and three blocks vs. Kansas State (2/25).

2017-18 (SOPHOMORE)

Started seven of 38 games played ... Averaged 14.0 minutes, 3.8 points and 3.1 rebounds ... Finished second on the team with 54 blocked shots ... Ranked eighth in the Big 12 with 1.5 blocked shots per game ... Had 13 games with multiple blocked shots, including a career-high six swats at TCU (1/6) ... Posted two double-figure scoring games with 10 points versus Texas Southern (11/21) and a career-high 11 points the following game against Oakland (11/24) ... Had 10 games with five or more rebounds ... Pulled down a career-high 11 rebounds vs. Penn (3/18) with nine points in the NCAA Tournament ... Started all three games of the Big 12 Championship in place of the injured Udoka Azubuike ... Went 22-for-31 (71.0 percent) in his last 11 games ... Led Kansas with 16 charges drawn.

ITALY 2017

Started two of four games in KU's 4-0 tour of Italy in early August ... Averaged 6.3 points and 4.0 rebounds while on the trip ... Pulled down six rebounds in the second game against the Players Group (8/3) ... In the following game against the same Players Group team (8/5), had eight points and five rebounds.

2016-17 (FRESHMAN)

Played in 26 games and averaged 3.9 minutes, 0.9 points and 1.0 rebound per contest ... Saw action in 10 Big 12 contests ... Scored a then-career-high five points on 2-of-2 shooting, 1-of-1 from 3-point range, in the Sweet 16 against Purdue (3/23) ... Had 11 blocked shots on the season, including two against West Virginia (2/13) and two vs. UC Davis (3/17) in the NCAA Tournament opening round ... Logged eight minutes in both West Virginia contests (1/24, 2/13) ... Played a season-high 14 minutes with a then-career-high five rebounds vs. UMKC (12/6) ... Scored three points with four rebounds vs. UNC Asheville (11/25).

HIGH SCHOOL

Gatorade Arizona Player of the Year [2015-16] ... Averaged 22.6 points, 11.9 rebounds and 2.6 blocked shots in 2015-16 at Gilbert Christian High School in Gilbert, Arizona, under head coach Kurt Keener ... Received the Tough Guy Award by the *Arizona Republic* following his senior season ... Led Gilbert Christian to a 21-6 record his senior year, advancing to the second round of the AIA Division II state tournament ... Scored 32 points in the 2016 BallisLife All-America game at Long Beach City College in California ... Averaged 17.9 points, 9.9 rebounds and 3.9 blocked shots in leading Gilbert Christian to the AIA Division II state title his junior season in 2014-15 ... Named the player of the game in the 2015 state title contest where he scored 15 points ... As a sophomore, averaged 15.0 points, 10.7 rebounds and 4.0 blocked shots per contest and was the Southern Arizona Player of the Year as well as an all-section first-team honoree ... Averaged 12.5 points, 8.0 rebounds and 3.8 blocked shots per outing and was the only freshman named to the All-Southern Arizona Team, earning third-team honors.

PERSONAL

Born Mitchell Marion Lightfoot in Kansas City, Missouri ... Son of Matt and Rhonda Lightfoot ... Has two younger brothers, Miles and Max ... Moved from Kansas City to Tucson, Arizona, when he was five years old ... An economics major.

CAREER HIGHS

Points	11	vs. Oakland (11.24.17)
Field Goals	4	4x, last vs. Kansas State (3.9.18)
Field Goal Att.	7	at West Virginia (1.15.18) vs. Texas Southern (11.21.17)
3PT Field Goals	2	vs. Tennessee St. (11.10.17)
3PT Field Goal Att.	3	vs. Texas Southern (11.21.17)
Free Throws	4	at Nebraska (12.16.17) vs. Oakland (11.24.17)
Free Throw Att.	5	vs. Kansas State (2.25.19) vs. Oklahoma State (2.9.19)
Rebounds	11	vs. Penn (3.15.18)
Assists	3	at Oklahoma State (3.2.19)
Blocks	6	at TCU (1.6.18)
Steals	2	at Iowa State (2.13.18)
Minutes	31	vs. Kansas State (2.25.19)

MISCELLANEOUS

	FR	SO	JR	SR	CAREER
Double-Doubles	0	0	-	-	0
10+ Points	0	2	-	-	2
20+ Points	0	0	-	-	0
5+ Rebounds	1	10	9	-	20
10+ Rebounds	0	1	-	-	1
2+ Assists	0	1	3	-	4
2+ 3PT Field Goals	0	1	-	-	1
2+ Steals	0	1	-	-	1
2+ Blocks	3	13	7	-	23
Led Team in Pts.	0	0	-	-	0
Led Team in Rebs.	0	2	2	-	4
Led Team in Assists	0	0	-	-	0
Led Team in Steals	0	1	-	-	1
Led Team in Blocks	6	19	14	-	39

CAREER YEAR-BY-YEAR STATISTICS

SEASON	GP	GS	MIN	AVG	FG	FGA	PCT	3FG	3FGA	PCT	FT	FTA	PCT	OFF	DEF	TOT	AVG	PF	FO	AST	TO	BLK	STL	PTS	AVG
2016-17	26	0	102	3.9	10	18	.556	2	3	.667	2	12	.167	9	16	25	1.0	17	0	1	7	11	2	24	0.9
2017-18	38	7	531	14.0	60	105	.571	6	17	.353	18	25	.720	48	68	116	3.1	83	3	10	29	54	10	144	3.8
2018-19	34	0	399	11.7	31	57	.544	2	10	.200	18	35	.514	33	65	98	2.9	59	2	14	18	33	6	82	2.4
TOTAL	98	7	1032	10.5	101	180	.561	10	30	.333	38	72	.528	90	149	239	2.4	159	5	25	54	98	18	250	2.6

LIGHTFOOT'S GAME-BY-GAME STATISTICS

2016-17 (FRESHMAN)

OPPONENT	DATE	MP	FG-A	PCT	3PT-A	PCT	FT-A	PCT	O-D-T	PF	A	TO	BS	ST	TP
vs Indiana	11/17/16	2	1-1	1.000	0-0	.000	0-0	.000	1-0-1	1	0	0	0	0	2
vs Duke	11/15/16	3	0-2	.000	0-1	.000	0-2	.000	0-1-0	0	0	0	1	0	0
SIENA	11/18/16	1	0-0	.000	0-0	.000	0-0	.000	0-0-0	0	0	0	0	0	0
vs UAB	11/21/16	3	0-1	.000	0-0	.000	0-2	.000	0-0-0	0	0	0	0	0	0
vs Georgia	11/22/16							DNP							
UNC ASHEVILLE	11/25/16	2	1-1	1.000	1-1	1.000	0-0	.000	1-3-4	1	0	0	0	0	3
LONG BEACH STATE	11/29/16	7	1-1	1.000	0-0	.000	0-1	.000	1-2-3	4	0	0	0	1	2
STANFORD	12/03/16	2	0-1	.000	0-0	.000	0-0	.000	1-0-1	0	0	1	0	1	0
UMKC	12/06/16	14	0-0	.000	0-0	.000	0-2	.000	0-5-5	1	0	0	1	0	0
NEBRASKA	12/10/16	5	1-1	1.000	0-0	.000	1-1	1.000	0-0-0	1	0	0	0	0	3
DAVIDSON	12/17/16	4	1-1	1.000	0-0	.000	0-0	.000	0-0-0	0	0	1	0	0	2
at UNLV	12/22/16	6	1-1	1.000	0-0	.000	0-0	.000	0-0-0	2	0	0	0	0	2
at TCU*	12/30/16							DNP							
KANSAS STATE*	01/03/17	3	0-0	.000	0-0	.000	1-2	.500	0-0-0	1	0	0	0	0	1
TEXAS TECH*	01/07/17							DNP							
at Oklahoma*	01/10/17	1	0-1	.000	0-0	.000	0-0	.000	0-0-0	1	0	0	0	0	0
OKLAHOMA STATE*	01/14/17							DNP							
at Iowa State*	01/16/17							DNP							
TEXAS*	01/21/17	4	1-1	1.000	0-0	.000	0-0	.000	1-1-2	0	0	1	0	0	2
at West Virginia*	01/24/17	8	0-1	.000	0-0	.000	0-2	.000	1-0-1	1	0	0	1	0	0
at Kentucky	01/28/17	4	0-1	.000	0-0	.000	0-0	.000	1-0-1	0	0	1	1	0	0
BAYLOR*	02/01/17	5	1-1	1.000	0-0	.000	0-0	.000	0-1-1	1	0	0	2	0	2
IOWA STATE*	02/04/17	5	0-0	.000	0-0	.000	0-0	.000	1-1-2	2	0	2	0	0	0
at Kansas State*	02/06/17							DNP							
at Texas Tech*	02/11/17							DNP							
WEST VIRGINIA*	02/13/17	8	0-1	.000	0-0	.000	0-0	.000	1-2-3	1	0	0	2	0	0
at Baylor*	02/18/17	4	0-0	.000	0-0	.000	0-0	.000	0-0-0	0	0	0	1	0	0
TCU*	02/22/17	1	0-0	.000	0-0	.000	0-0	.000	0-0-0	0	0	0	0	0	0
at Texas*	02/25/17							DNP							
OKLAHOMA*	02/27/17	0	0-0	.000	0-0	.000	0-0	.000	0-0-0	0	0	0	0	0	0
at Oklahoma State*	03/04/17							DNP							
vs TCU%	03/09/17	1	0-0	.000	0-0	.000	0-0	.000	0-0-0	0	0	1	0	0	0
vs UC Davis-	03/17/17	6	0-0	.000	0-0	.000	0-0	.000	0-0-0	0	1	0	2	0	0
vs Michigan State-	03/19/17	1	0-0	.000	0-0	.000	0-0	.000	0-0-0	0	0	0	0	0	0
vs Purdue-	03/23/17	2	2-2	1.000	1-1	1.000	0-0	.000	0-0-0	0	0	0	0	0	5
vs Oregon-	03/25/17							DNP							

* indicates starter, * = Big 12 Game, \$ = played in Kansas City, % = Big 12 Championship, - = NCAA Tournament

2017-18 (SOPHOMORE)

OPPONENT	DATE	MP	FG-A	PCT	3PT-A	PCT	FT-A	PCT	O-D-T	PF	A	TO	BLK	ST	TP
TENNESSEE STATE	11/10/17	17	2-4	.500	2-2	1.000	0-0	-	2-3-5	4	0	4	3	1	6
vs Kentucky	11/14/17	6	0-1	.000	0-0	-	0-0	-	0-0-0	1	0	0	0	1	0
SOUTH DAKOTA St.	11/17/17	7	1-1	1.000	0-0	-	0-0	-	0-3-3	5	0	2	4	0	2
TEXAS SOUTHERN	11/21/17	23	4-7	.571	1-3	.333	1-2	.500	2-1-3	3	0	1	4	0	10
OAKLAND	11/24/17	24	3-3	1.000	1-1	1.000	4-4	1.000	2-6-8	2	0	1	2	0	11
TOLEDO	11/28/17	21	3-5	.600	0-1	.000	0-0	-	1-3-4	2	0	3	1	0	6
vs Syracuse	12/02/17	8	1-1	1.000	0-0	-	0-0	-	0-0-0	4	0	0	1	0	2
WASHINGTON	12/06/17	8	2-3	.667	0-0	-	0-0	-	2-4-6	3	0	0	0	0	4
ARIZONA STATE	12/10/17	18	0-1	.000	0-0	-	1-2	.500	2-3-5	0	0	3	2	0	1
at Nebraska	12/16/17	14	1-2	.500	0-0	-	4-4	1.000	2-2-4	0	1	1	1	1	6
OMAHA	12/18/17	15	2-5	.400	0-0	-	2-2	1.000	1-2-3	2	1	1	1	0	6
vs Stanford	12/21/17	13	0-1	.000	0-1	.000	0-0	-	2-0-2	4	0	3	1	1	0
at Texas*	12/29/17	10	0-0	-	0-0	-	0-0	-	0-1-1	1	0	0	1	1	0
TEXAS TECH*	01/02/18	8	0-0	-	0-0	-	0-0	-	0-1-1	1	1	0	1	0	0
at TCU*	01/06/18	26	3-5	.600	1-2	.500	2-3	.667	6-1-7	2	1	0	6	0	9
IOWA STATE*	01/09/18	11	0-1	.000	0-1	.000	0-0	-	0-1-1	1	0	0	1	0	0
KANSAS STATE*	01/13/18	4	1-2	.500	0-1	.000	0-0	-	0-0-0	2	0	0	1	0	2
at West Virginia*	01/15/18	11	3-7	.429	0-0	-	0-0	-	3-2-5	1	0	0	0	1	6
BAYLOR*	01/20/18	6	0-2	.000	0-0	-	0-0	-	1-0-1	2	0	0	0	1	0
at Oklahoma*	01/23/18	17	4-6	.667	0-1	.000	0-0	-	1-4-5	2	1	0	2	0	8
TEXAS A&M	01/27/18	16	2-2	1.000	1-1	1.000	0-0	-	1-1-2	2	0	0	0	0	5
at Kansas State*	01/29/18	20	0-0	-	0-0	-	0-0	-	3-2-5	2	0	1	3	0	0
OKLAHOMA STATE*	02/03/18	18	1-1	1.000	0-0	-	0-0	-	1-0-1	2	1	0	1	0	2
TCU	02/06/18	22	3-5	.600	0-1	.000	0-0	-	2-2-4	1	0	2	2	1	6
at Baylor	02/10/18	22	1-6	.167	0-1	.000	0-0	-	3-0-3	5	2	0	2	0	2
at Iowa State*	02/13/18	15	1-1	1.000	0-0	-	0-0	-	1-1-2	3	0	0	1	2	2
WEST VIRGINIA*	02/17/18	9	0-2	.000	0-0	-	0-0	-	0-0-0	1	0	0	0	0	0
OKLAHOMA*	02/19/18	7	2-2	1.000	0-0	-	0-0	-	0-0-0	3	0	2	3	0	4
at Texas Tech*	02/24/18	10	2-3	.667	0-0	-	0-0	-	1-2-3	1	1	0	1	0	4
TEXAS*	02/26/18	15	3-4	.750	0-0	-	0-0	-	0-4-4	2	0	1	1	0	6
at Oklahoma State*	03/03/18	7	2-4	.500	0-1	.000	1-2	.500	2-1-3	1	0	0	0	0	5
*vs Oklahoma State	03/08/18	23	4-6	.667	0-0	-	0-1	.000	2-4-6	5	0	3	0	0	8
*vs Kansas State	03/09/18	21	4-4	1.000	0-0	-	0-0	-	2-1-3	4	0	0	2	0	8
*vs West Virginia%	03/10/18	14	0-0	-	0-0	-	0-0	-	0-2-2	2	0	0	1	1	0
vs Penn-	03/15/18	27	3-5	.600	0-0	-	3-4	.750	2-9-11	4	0	0	3	0	9
*vs Seton Hall-	03/17/18	14	2-3	.667	0-0	-	0-1	.000	1-2-3	3	1	1	1	0	4
vs Clemson-	03/23/18	2	0-0	-	0-0	-	0-1	.000	0-0-0	0	0	0	0	0	0
vs Duke-#	03/25/18							DNP (COACH'S DECISION)							
vs Villanova-	03/31/18	2	0-0	-	0-0	-	0-0	-	0-0-0	0	0	0	0	0	0

* indicates starter, * = Big 12 Game, \$ = played in Kansas City, # = Overtime, % = Big 12 Championship, - = NCAA Tournament

2018-19 (JUNIOR)

OPPONENT	DATE	MP	FG-A	PCT	3PT-A	PCT	FT-A	PCT	O-D-T	PF	A	TO	BLK	ST	TP
vs Michigan St.	11/06/18	6	2-2	1.000	0-0	.000	0-0	.000	1-0-1	3	0	0	1	0	4
VERMONT	11/12/18	6	0-1	.000	0-1	.000	1-2	.500	0-1-1	1	1	0	1	0	1
LOUISIANA	11/16/18	2	0-0	.000	0-0	.000	0-0	.000	0-0-0	1	0	1	0	0	0
vs Marquette	11/21/18	13	1-1	1.000	0-0	.000	1-1	1.000	1-1-2	0	1	0	1	0	3
vs Tennessee#	11/23/18	8	0-0	.000	0-0	.000	0-0	.000	0-3-3	0	0	0	0	1	0
STANFORD#	12/01/18	5	0-1	.000	0-0	.000	0-0	.000	1-0-1	0	0	0	0	0	0
WOFFORD	12/04/18	6	0-0	.000	0-0	.000	0-0	.000	1-1-2	0	0	1	0	0	0
NEW MEXICO ST.\$	12/08/18	18	3-6	.500	0-1	.000	1-2	.500	2-4-6	3	1	1	1	0	7
VILLANOVA	12/15/18	14	1-1	1.000	0-0	.000	0-1	.000	0-2-2	1	0	1	1	0	2
SOUTH DAKOTA	12/18/18	14	2-3	.667	0-1	.000	3-4	.750	3-3-6	1	1	0	1	0	7
at Arizona State	12/22/18	8	0-1	.000	0-0	.000	0-0	.000	1-1-2	2	0	1	1	0	0
EASTERN MICHIGAN	12/29/18	11	2-3	.667	0-0	.000	0-0	.000	1-5-6	4	2	0	0	0	4
OKLAHOMA*	01/02/19	4	0-0	.000	0-0	.000	0-0	.000	1-0-1	0	0	0	0	0	0
at Iowa State*	01/05/19	7	0-1	.000	0-1	.000	0-0	.000	0-0-0	1	0	1	0	0	0
TCU*	01/09/19	10	1-1	1.000	0-0	.000	0-0	.000	0-3-3	0	0	0	0	0	2
at Baylor*	01/12/19	3	0-0	.000	0-0	.000	0-0	.000	0-0-2	2	0	0	1	0	0
TEXAS*	01/14/19	6	0-1	.000	0-0	.000	0-2	.000	0-0-0	1	0	0	0	0	0
at West Virginia*	01/19/19	4	0-0	.000	0-0	.000	0-0	.000	0-0-0	1	0	0	0	0	0
IOWA STATE*	01/21/19							DNP							
at Kentucky	01/26/19							DNP							
at Texas*	01/29/19	14	0-1	.000	0-0	.000	0-0	.000							



TYON

GRANT-FOSTER

JUNIOR

GUARD

6-7

190

KANSAS CITY, KAN.

SCHLAGLE HS

A junior college transfer who has great athleticism, length and natural ability ... Able to play multiple positions on both ends of the floor ... A local product having played high school at Schlagle in Kansas City, Kansas.

JUNIOR COLLEGE

Earned National Junior College Athletic Association (NJCAA) All-American Honorable Mention honors in 2019-20 at Indian Hills (Iowa) Community College for coach Hank Plona ... Led Indian Hills in scoring average at 16.5 points per game and blocked shots with 48 in 2019-20 ... Scored 35 points against State Fair Community College (11/9/19) ... Had 11 games of 20 or more points, including 29 in what would end up being the season finale against Dawson CC (3/5/20) ... Also averaged 6.5 rebounds, 1.5 blocked shots and made 1.7 3-pointers per game his sophomore season as Indian Hills went 30-3 prior to the pandemic ... Averaged 8.2 points and 4.4 rebounds per game for Indian Hills as a freshman in 2018-19.

HIGH SCHOOL

Played at Schlagle High School in Kansas City, Kansas, for head coach Prentes Potts.

PERSONAL

Parents are Talisha Grant and Willie Foster.



DAJUAN

HARRIS

RS- FRESHMAN

GUARD

6-1

160

COLUMBIA, MO.

ROCK BRIDGE HS

An explosive guard who reclassified for 2019 ... Sat out the 2019-20 season ... Guided Rock Bridge High School to the 2018-19 state title.

2019-20 (FRESHMAN)

A redshirt who practiced with the team the second semester.

HIGH SCHOOL

Guided Rock Bridge High School to the 2018-19 Class 5 state championship and a 25-3 record for coach Jim Scanlon ... Averaged 11.4 points and 5.0 rebounds for the Bruins in 2018-19 ... Scored 17 points in the 63-59 state title victory for Rock Bridge ... While at Rock Bridge, the Bruins amassed a 97-15 record ... Harris tallied more than 1,100 career points and ended his career as the school's career leader in assists (560) and steals (284) ... As a junior, Rock Bridge finished runner-up at state ... Played AAU for MOKAN Elite which won the EYBL Peach Jam title in July 2019, its second Peach Jam title in three years ... Was a teammate of KU sophomore Christian Braun while on MOKAN Elite.

PERSONAL

Full name is Dajuan Anthony Harris Jr. ... Parents are Demetria and Dajuan Harris ... Is the oldest child and has three sisters and two brothers ... Enjoys playing video games and hanging out with friends ... Plans on being a coach after his basketball career ... Undecided on a major.





4

LATRELL JOSSELL

FRESHMAN GUARD 5-11 155 CHICAGO, ILL. KELLER CENTRAL HS [TEXAS]

A sharp-shooting point guard who grew up in Chicago and moved to Keller, Texas, his sophomore year in high school ... An explosive guard who overcame an injury which wiped out his senior season in high school.

HIGH SCHOOL

Only played in four games his senior season at Keller Central High School due to injury, averaging 11.8 points and 1.5 steals per game for coach Gerald Sledge ... Also made five 3-pointers in his short senior stint ... Averaged 18.9 points, 3.1 rebounds and 2.5 assists per game his junior season in 2018-19 ... Scored 13.2 points per game as a freshman at Central and 13.8 points his sophomore year ... Amassed 204 3-pointers made in his four seasons at Central, including 54 in 2018-19. ... For his prep career, shot 36.6 percent from beyond the arc, dished out 207 assists, made 194 steals and took 30 charges ... Prior to the pandemic, played for Marcus Smart's YCG36 team on the AAU circuit and was a teammate of current Jayhawk redshirt-freshman Jalen Wilson and fellow incoming freshman Gethro Muscadin ... Attended Marian Catholic High School in Chicago before transferring to Keller prior to the basketball season his sophomore year.

PERSONAL

Full name is Latrell Trevon Jossell ... Born in Chicago ... Parents are Venesha and Jacques Jossell ... Has three brothers and is the second of four boys - Jacques Jr., Latrell, Jaiden and Omari ... Lists watching Netflix and playing 2K as his hobbies ... Played football until eighth grade ... Undecided on a major.



35

GETHRO MUSCADIN

FRESHMAN FORWARD 6-10 220 GONAIVES, HAITI ASPIRE ACADEMY [KY.]

Ranked as the No. 17 best center in the 2020 class by Rivals.com ... Started playing basketball when he was 15 years old and moved to the United States when he was 16.

HIGH SCHOOL

Played his senior prep season at Aspire Academy in Louisville, Kentucky, where he started 11 of 17 games played and battled through an early-season injury ... Averaged 12.6 points, 9.3 rebounds and 1.6 blocked shots per game at Aspire in 2019-20 ... Had nine games with 10 or more rebounds and recorded six double-doubles in 2019-20 ... Played his sophomore and junior seasons at Sunrise Christian Academy in Bel Aire, Kansas, after spending his freshman year at Life Prep Academy in Wichita, Kansas ... Averaged 9.3 minutes, 4.2 points, 3.3 rebounds and 1.3 blocked shots per game for Sunrise Christian as a junior.



BRYCE

THOMPSON

FRESHMAN

GUARD

6-5

188

TULSA, OKLA.

BOOKER T. WASHINGTON HS

An explosive guard who ended ranked No. 19 by Rivals and No. 20 by 247Sports ... Two-time Gatorade Player of the Year in Oklahoma his junior and senior seasons in high school ... Father played for Bill Self at Tulsa and grandfather played at KU in the 1970s ... Has USA Basketball experience.

HIGH SCHOOL

Named the Gatorade Oklahoma Boys Player of the Year his junior (2019) and senior (2020) seasons while at Booker T. Washington (BTW) High School in Tulsa ... Played for head coach Dwayne Louis at BTW ... Averaged 24.6 points, 5.9 rebounds and 2.8 assists in leading BTW to a 20-5 record in 2019-20 ... BTW advanced to the 2020 Oklahoma 6A state semifinals before COVID-19 ended the season ... As a junior, BTW won the 2019 6A state title ... Averaged 19.6 points, 5.2 assists and 4.5 rebounds per game his junior year.

PERSONAL

Parents are Rod and Goldie Thompson ... Has a younger sister, Sydney ... Father, Rod, played for Bill Self while at Tulsa in the 1990s and grandfather, Marshall Rogers, played at Kansas in 1973 ... In addition to English, speaks French fluently ... Has participated in USA Basketball Junior National Team mini-camps.





COACHES & STAFF





Men's Basketball Champions
2008

Men's Basketball
2007

Men's Basketball
2006

Men's Basketball
2018

Men's Basketball
2010

Men's Basketball
2016

Men's Basketball
2018

Men's Basketball
2013

Men's Basketball
2014

Men's Basketball Champions
2011

Men's Basketball
2016

Men's Basketball
2015

2020-21 KANSAS BASKETBALL

HEAD COACH BILL SELF



BILL SELF
HEAD COACH

EXPERIENCE

18TH AT KU / 27TH OVERALL

RECORD

473-106 AT KU / 680-211 OVERALL

ALMA MATER

OKLAHOMA STATE, '85

HOMETOWN

EDMOND, OKLA.

WIFE

CINDY

CHILDREN

LAUREN AND TYLER

GRANDDAUGHTER

ELLA

HISTORY

KANSAS (HC)

ILLINOIS (HC)

TULSA (HC)

ORAL ROBERTS (HC)

OKLAHOMA STATE (ASST.)

KANSAS (GA)

In 17 seasons at Kansas, Bill Self is 501-109 (82.1 percent), averaging 29.5 wins per year. Overall, Self has a 708-214 (76.8 percent) record in 27 seasons as a head coach.

Self was named just the eighth head coach in Kansas basketball history on April 21, 2003.

While at Kansas, Self has won one national championship, an NCAA record 14-straight regular-season Big 12 Conference titles, 15 overall and eight league tournament championships. He has guided KU to three Final Fours and eight Elite Eights. He is 264-14 all-time in Allen Fieldhouse and has won more league titles (15) than has losses (14) in the venue. In his first trip to the Final Four in 2008, Self's team won the title. Self is one of 11 active coaches in NCAA Division I to have won a national title.


In Self's 17 seasons at Kansas, he has coached 11 NBA Lottery selections including Andrew Wiggins and Joel Embiid, the No. 1 and No. 3 overall selections in the 2014 NBA Draft and Josh Jackson, the No. 4 pick in 2017. Wiggins was the second-ever Jayhawk to go No. 1 with the other being Danny Manning in 1988.

A nine-time conference coach of the year, eight of which came at Kansas (2006, 2009, 2011, 2012, 2015, 2016, 2017, 2018), Self has guided his teams to 22-straight 23-win seasons dating back to 1998-99. Self's teams have won 19 league crowns in the last 22 years. The other three seasons resulted in two runner-up and one third-place conference finishes.

Kansas' four-straight 30-win seasons from 2009-10 to 2012-13 are tied for the most consecutive 30-win seasons in NCAA history with Gonzaga (2017-20). Self has guided Kansas to nine of its 16 overall 30-win seasons. In the first 700 games coached in his career, Self's 529 victories rank eighth most all-time in NCAA Division I history.

Enshrined as a first-ballot honoree in the Class of 2017 Naismith Memorial Basketball Hall of Fame, Self became the ninth fastest in NCAA history to win 600 career games. Kansas' 300 victories under Self in his first 10 seasons were more wins than any other NCAA Division I school in the previous 10 years. With 501 wins at KU in 17 seasons, Self ranks second on the school's coaching list, only trailing Phog Allen's 590.

In 2016, Self was named the Associated Press National Coach of the Year for the second time, also earning the honor in 2009. The 2016 AP honor was one of four Self was recognized for as he was also the national coach of the year by his peers (NABC), *USA Today* and Bleacher Report. The 2008 Winged Foot Award recipient for winning the national title, *Sporting News* named Self its National Coach of the Year in 2000, 2009 and 2012. The 2012 Naismith and Adolph Rupp national coach of the year as well, Self is an eight-time finalist for the Naismith honor (2000, 2001, 2002, 2003, 2009, 2012, 2016, 2017). In 2014, Self received the Wayman Tisdale Humanitarian Award by the United States Basketball Writers Association (USBWA) and in September 2015 he received the Mannie Jackson - Basketball's Human Spirit Award at the Naismith Basketball Hall of Fame induction ceremonies.





The Self Family at the 2017 Naismith Memorial Basketball Hall of Fame

A member of the NCAA Men's Basketball Rules Committee, the USA Basketball Competition Committee and board member for the National Association of Basketball Coaches, Self has coached seven league player(s) of the year and 71 all-conference performers, including four All-Big 12 selections in 2020. In addition, Self is one of six coaches in NCAA Division I history to have led three different teams - Tulsa, Illinois and Kansas - to the NCAA Elite Eight, including six times with KU (2004-07-08-11-12-16). The other coaches are: Gene Bartow, John Calipari, Lon Kruger, Rick Pitino and Eddie Sutton.

In the classroom under Self, Kansas has 41 Academic All-Big 12 selections, including 30 first-team honorees. Included are Academic All-Americans Cole Aldrich (2010) and Tyrel Reed (2011) with Aldrich being named the Academic All-American of the Year.

Also while at Kansas, Self has been head coach of two gold medal winning USA teams. In summer 2018, he guided USA Basketball to a 6-0 record at the 2018 FIBA Americas U18 World Championships in Canada. In summer 2015, he led a KU-based team representing the USA to an 8-0 record at the World University Games in South Korea.

Self came to KU from the University of Illinois, where he guided the Fighting Illini to a 78-24 record over three seasons, including two Big Ten regular-season championships, a Big Ten Tournament title and three-straight NCAA Tournament appearances. In Self's first season in Champaign, the Illini advanced to the NCAA Tournament Elite Eight.

Prior to his stint at Illinois, Self coached at Tulsa from 1998 to 2000, where he led the Golden Hurricane to a record of 74-27 in three seasons, including trips to the NCAA Tournament in 1999 and 2000. Tulsa went 32-5 in 2000, setting a school single-season record for victories and advanced to the NCAA Elite Eight.

Self began his head coaching career at Oral Roberts, where he resurrected the program. Before Self took over the reins, ORU had compiled the worst record in the program's history with a 5-22 mark in 1992-93. Although Self's first ORU team managed just six victories in 1993-94, the win total increased to 10 the following year. In his third season at the helm, Self guided ORU to an 18-9 record. In 1996-97, ORU registered a 21-7 mark and made the school's first postseason tournament appearance since 1983-84, receiving an invitation to the NIT.

Prior to his appointment at ORU, Self spent seven seasons as an assistant coach at Oklahoma State University. He originally joined the Cowboys' staff for the 1986-87 season and spent the next four years working under then-OSU head coach Leonard Hamilton. In the three seasons prior to his arrival at ORU, Self served as an assistant on Eddie Sutton's staff at OSU.


Self spent the 1985-86 season on Larry Brown's coaching staff at Kansas. While Self was at KU, the Jayhawks went 35-4 and advanced to the Final Four in Dallas.

A native of Edmond, Oklahoma, Self played basketball at Oklahoma State where he was a four-year letterwinner from 1982 to 1985. He received his bachelor's degree in business in 1985 and a master's degree in athletic administration in 1989, both from OSU.

He and his wife, Cindy, have two children: daughter, Lauren, who graduated from KU in 2013 and is married to Hayden Browning, and son, Tyler, who played at Kansas from 2013-17. The Selfs also have two granddaughters, Ella and Phoebe, daughters of Lauren and Hayden.



2020-21 KANSAS BASKETBALL HEAD COACH BILL SELF



BILL SELF NOTABLES

- One NCAA Championship, three Final Four Appearances, 13 Sweet 16 Appearances, 10 Elite Eight Appearances.
- 19 Conference Regular-Season Championships (2 at Tulsa; 2 at Illinois; 15 at Kansas).
- Nine Conference Tournament Championships (1 at Illinois; 8 at Kansas).
- 21 Consecutive NCAA Tournament Appearances (48-20 record, 38-15 at Kansas).
- One of six coaches in NCAA history to advance three different schools to the NCAA Tournament Elite Eight.
- 14-Straight Big 12 Conference regular-season titles (2005-18), an NCAA record. KU has won 15 of the Big 12's 25 regular-season title.
- Ten 30-win seasons, which is third most in NCAA Division I history.
- 264-14 record in Allen Fieldhouse; has won more Big 12 titles (15) than lost games in Allen Fieldhouse (14); has seven undefeated seasons in Allen Fieldhouse.
- Class of 2017 for the Naismith Memorial Basketball Hall of Fame.
- Winged Foot Award – 2008
- Wooden Award Legends of Coaching – 2013
- V Foundation Dick Vitale Gala Honoree – 2013
- Oklahoma Sports Hall of Fame – 2013
- Wayman Tisdale Humanitarian Award (USBWA) – 2014
- Mannie Jackson – Basketball's Human Spirit Award (Naismith Basketball Hall of Fame) – 2015
- National Coach of the Year – 2000, 2009, 2012, 2016
- Naismith Coach of the Year Finalist (Atlanta Tipoff Club) – 2000, 2001, 2002, 2003, 2009, 2012, 2016, 2017
- Conference Coach of the Year (9) – 2000, 2006, 2009, 2011, 2012, 2015, 2016, 2017, 2018
- Has coached 71 all-conference performers.
- Eight conference players of the year, seven Big 12 Defensive Players of the Year, three Big 12 Freshman(s) of the Year, one Big 12 Sixth Man of the Year, two Big 12 Newcomers of the Year and two Big 12 Scholar-Athletes of the Year.
- Has coached 19 All-Americans (first or second team), three national player of the years and three national defensive players of the year.
- Under Self, Kansas has had 42 Academic All-Big 12 honorees, including Academic All-Americans Cole Aldrich and Tyrel Reed. Aldrich was the 2010 Academic All-American of the Year.
- Original member of the NCAA Men's Basketball Oversight Committee.
- Member of the USA Basketball Competition Committee.
- Board member of the National Association of Basketball Coaches (NABC) and was president in 2017-18.
- Ninth-fastest coach to reach 600 career wins in NCAA Division I.
- His 654 wins in his first 25 seasons rank second most in NCAA history for coaches in their first 25 seasons.
- Also in his first 25 seasons, Self's 76.5 winning percentage (654-201) is fifth best in NCAA history for coaches in their first 25 seasons.
- His 22-consecutive 20-win seasons are second most in NCAA history (24, Mike Krzyzewski - Duke). The two are also the active streak as well.
- Self has had 19 NBA Draft first-round selections, including the overall No. 1 draftee, Andrew Wiggins, in 2014.

FIRST-ROUND DRAFT PICKS

PLAYERS SELF COACHED SELECTED IN THE FIRST ROUND OF THE NBA DRAFT

2002

Frank Williams^ Denver Nuggets

2003

Brian Cook^ Los Angeles Lakers

2005

Luther Head^ Houston Rockets

Wayne Simien Miami Heat

Deron Williams^ Utah Jazz

2007

Julian Wright New Orleans Hornets

2008

Darrell Arthur Memphis Grizzlies

Brandon Rush Indiana Pacers

2010

Cole Aldrich Oklahoma City Thunder

Xavier Henry Memphis Grizzlies

2011

Marcus Morris Houston Rockets

Markieff Morris Phoenix Suns

2012

Thomas Robinson Sacramento Kings

2013

Ben McLemore Sacramento Kings

2014

Andrew Wiggins Cleveland Cavaliers

Joel Embiid Philadelphia 76ers

2015

Kelly Oubre Jr. Atlanta Hawks

2017

Josh Jackson Phoenix Suns

2020

Udoka Azubuike Utah Jazz

^Played for Self at Illinois

19

NBA FIRST-ROUND
DRAFT PICKS

PROMINENT CAREER

SELF IS THE NINTH-FATEST HEAD COACH IN NCAA HISTORY TO REACH 600 WINS

Oral Roberts (55-54, .505)

Year	W	L	Pct.	League Finish/Postseason
1993-94	6	21	.222	None
1994-95	10	17	.370	None
1995-96	18	9	.667	None
1996-97	21	7	.750	NIT

Tulsa (74-27, .733)

Year	W	L	Pct.	League Finish/Postseason
1997-98	19	12	.613	(9-5) Third/None
1998-99	23	10	.697	(9-5) T-1st/NCAA 2nd Round
1999-00	32	5	.865	(12-2) 1st/NCAA Elite Eight

Illinois (78-24, .764)

Year	W	L	Pct.	League Finish/Postseason
2000-01	27	8	.771	(13-3) T-1st/NCAA Elite Eight
2001-02	26	9	.743	(11-5) T-1st/NCAA Sweet 16
2002-03	25	7	.714	(11-5) 2nd/NCAA 2nd Round

Kansas (501-109, .817)

Year	W	L	Pct.	League Finish/Postseason
2003-04	24	9	.727	(12-4) 2nd/NCAA Elite Eight
2004-05	23	7	.767	(12-4) T-1st/NCAA 1st Round
2005-06	25	8	.758	(13-3) T-1st/NCAA 1st Round
2006-07	33	5	.868	(14-2) 1st/NCAA Elite Eight
2007-08	37	3	.925	(13-3) T-1st/NCAA CHAMPIONS
2008-09	27	8	.771	(14-2) 1st/NCAA Sweet 16
2009-10	33	3	.917	(15-1) 1st/NCAA 2nd Round
2010-11	35	3	.921	(14-2) 1st/NCAA Elite Eight
2011-12	32	7	.821	(16-2) 1st/NCAA Runner-Up
2012-13	31	6	.839	(14-4) T-1st/NCAA Sweet 16
2013-14	25	10	.714	(14-3) 1st/NCAA 3rd Round
2014-15	27	9	.771	(13-5) 1st/NCAA 3rd Round
2015-16	33	5	.868	(15-3) 1st/NCAA Elite Eight
2016-17	31	5	.861	(16-2) 1st/NCAA Elite Eight
2017-18	31	8	.795	(13-5) 1st/NCAA Final Four
2018-19	26	10	.722	(12-6) 3rd/NCAA Second
2019-20	28	3	.903	(17-1) 1st
Totals	708	214	.768	

Self's Career Win-Loss Breakdown

Overall	708-214
At Home	384-39
On Road	170-122
Neutral	154-53
Conference Games	302-78
At Home	175-13
On Road	126-55
Neutral	1-0
Non Conference Games	406-136
At Home	207-26
On Road	44-57
Neutral	154-53
At Kansas	501-107
At Home in Allen Fieldhouse	264-14
At Home in Sprint Center (since 2007-08)	9-3
On Road	119-56
Neutral	109-36
Conference Regular Season Titles	19
(1999, 2000, 01, 02, 05, 06, 07, 08, 09, 10, 11, 12, 13, 14, 15, 16, 17, 18, 20)	
Conference Postseason Tournament Championships	9
(Illinois: 03; Kansas: 06, 07, 08, 10, 11, 13, 16, 18)	
In Conference Tournament (at Kansas)	41-13 (32-8)
In NCAA Tournament (at Kansas)	48-20 (38-15)
In Postseason Play (at Kansas)	89-33 (70-23)
In Overtime (at Kansas)	30-17 (23-9)

Note - Oral Roberts was independent during Self's tenure so all games played at ORU were nonconference.



15

BIG 12 CONFERENCE TITLES

654 WINS

NINTH-FATEST TO REACH 600 WINS IN NCAA DI HISTORY

27 YEARS

COLLEGIATE HEAD COACHING EXPERIENCE

COACHES/STAFF

ROCK CH



Self vs. Opponents (All-Time)

Air Force.....	1-1	Georgia State.....	1-0	New Orleans.....	1-0	Tennessee State.....	2-0
Alaska-Fairbanks.....	1-0	Georgia Tech.....	3-1	Niagara.....	1-0	Tennessee Tech.....	5-2
Albany.....	1-0	Gonzaga.....	1-1	North Carolina.....	4-1	Texas.....	25-9
Alcorn State.....	3-0	Hampton.....	2-0	North Carolina State.....	1-0	Texas A&M.....	13-3
American.....	1-0	Harvard.....	1-0	North Dakota.....	1-0	Texas A&M-CC.....	2-0
Appalachian State.....	1-0	Hawaii.....	3-1	North Dakota State.....	1-0	Texas Arlington.....	1-0
Arizona.....	3-5	Hofstra.....	1-0	North Texas.....	3-0	Texas-San Antonio.....	4-0
Arizona State.....	0-2	Holy Cross.....	1-0	Northeastern.....	1-0	Texas Southern.....	2-0
Arkansas.....	3-2	Houston.....	0-1	Northern Colorado.....	1-0	Texas State.....	2-1
Arkansas-Pine Bluff.....	2-0	Howard.....	1-0	Northeast Louisiana.....	2-0	Texas Tech.....	24-8
Auburn.....	0-1	Huston-Tillotson.....	2-0	Northeastern Illinois.....	1-1	Toledo.....	3-0
Austin Peay.....	1-0	Illinois.....	1-0	Northern Arizona.....	4-0	Towson.....	3-0
Ball State.....	1-0	Illinois-Chicago.....	3-1	Northern Colorado.....	1-0	Tulane.....	1-0
Baptist Christian.....	1-0	Illinois State.....	1-0	Northern Iowa.....	1-2	Tulsa.....	1-3
Baylor.....	25-6	Indiana.....	4-4	Northwestern.....	4-0	UAB.....	3-1
Belmont.....	2-0	Indiana State.....	1-1	Northwestern State.....	2-0	UCLA.....	4-1
Binghamton.....	1-0	Iona.....	1-0	Notre Dame.....	0-2	UC Davis.....	1-0
Boston.....	1-0	Iowa.....	2-2	Oakland.....	3-0	UC Irvine.....	1-0
Boston College.....	3-0	Iowa State.....	29-10	Ohio.....	2-0	UC Santa Barbara.....	1-0
Bradley.....	0-1	Jackson State.....	2-0	Ohio State.....	6-3	UMKC.....	7-1
Brigham Young.....	3-1	John Brown.....	1-0	Oklahoma.....	21-7	UNLV.....	5-2
Bucknell.....	0-1	Kansas.....	1-1	Oklahoma State.....	22-13	UNC Asheville.....	1-0
California.....	3-0	Kansas State.....	35-6	Omaha.....	1-0	UNC Greensboro.....	1-0
Cal Poly.....	1-1	Kent State.....	2-0	Oral Roberts.....	2-2	USC.....	4-0
Cal Santa Barbara.....	1-0	Kentucky.....	6-5	Oregon.....	1-1	Utah.....	1-1
Cal St. Northridge.....	2-0	Lafayette.....	1-0	Oregon State.....	3-0	UTEP.....	3-0
Cal St. Sacramento.....	2-0	La Salle.....	1-0	Pacific.....	2-0	Valparaiso.....	2-1
Centenary.....	1-0	Lehigh.....	2-0	Penn State.....	3-1	Vanderbilt.....	1-0
Central Arkansas.....	1-0	Lindenwood.....	1-0	Pennsylvania.....	2-0	VCU.....	0-1
Chaminade.....	3-0	Long Beach State.....	2-0	Pepperdine.....	1-1	Vermont.....	3-0
Charlotte.....	2-0	Longwood.....	1-0	Portland State.....	1-0	Villanova.....	4-5
Chattanooga.....	2-0	Louisiana-Lafayette.....	2-0	Purdue.....	6-2	Wake Forest.....	1-0
Cincinnati.....	1-0	Louisiana-Monroe.....	2-0	Radford.....	1-0	Washburn.....	1-0
Clemson.....	1-0	Loyola-Chicago.....	1-0	Rhode Island.....	3-0	Washington.....	1-1
Cleveland State.....	1-1	Loyola (Md.).....	2-0	Rider.....	1-0	Washington State.....	1-1
College of Charleston.....	1-0	Loyola Marymount.....	1-0	Rice.....	6-3	West Virginia.....	14-5
Colorado.....	19-1	LSU.....	0-1	Richmond.....	2-1	Western Illinois.....	3-0
Colorado State.....	2-1	Maine.....	1-0	Rockhurst.....	1-0	Western Kentucky.....	2-2
Connecticut.....	1-0	Marquette.....	2-0	Saint Louis.....	1-0	Wichita State.....	2-2
Coppin State.....	2-0	Marshall.....	1-0	Saint Joseph's.....	3-1	Winston-Salem State.....	1-0
Cornell.....	1-0	Maryland.....	2-1	Sam Houston State.....	2-1	Wisconsin.....	3-2
Creighton.....	2-3	Massachusetts.....	0-1	San Diego State.....	4-1	Wisconsin-Milwaukee.....	3-0
Dartmouth.....	1-0	Memphis.....	3-1	San Jose State.....	5-0	Wofford.....	1-0
Davidson.....	2-1	Miami.....	1-0	Seton Hall.....	3-0	Wyoming.....	1-1
Dayton.....	2-0	Miami (Ohio).....	2-0	Siena.....	2-0	Yale.....	2-0
Delaware State.....	1-0	Michigan.....	8-1	SMU.....	6-2		
DePaul.....	1-1	Michigan State.....	7-7	South Carolina.....	2-0		
Detroit.....	2-0	Middle Tennessee.....	0-2	South Dakota State.....	1-0		
Duke.....	3-4	Minnesota.....	7-0	South Florida.....	1-0		
Duquesne.....	1-0	Mississippi.....	0-2	Southeast Missouri State.....	2-0		
East Tennessee State.....	1-0	Mississippi Valley.....	1-1	Southern Illinois.....	2-4		
Eastern Illinois.....	2-2	Missouri.....	18-4	Southern Mississippi.....	1-0		
Eastern Kentucky.....	1-0	Missouri State.....	2-0	Southern Utah.....	5-0		
Eastern Michigan.....	1-0	Monmouth.....	1-0	South Dakota.....	1-0		
Eastern Washington.....	1-0	Montana.....	3-0	Stanford.....	4-2		
Florida.....	2-1	Montevallo.....	1-0	Stephen F. Austin.....	2-1		
Florida Atlantic.....	2-0	Morgan State.....	1-0	Syracuse.....	1-1		
Florida Gulf Coast.....	1-0	Nebraska.....	23-1	TCU.....	24-5		
Fresno State.....	2-4	Nevada.....	1-2	Temple.....	4-1		
Georgetown.....	3-0	New Mexico.....	1-1	Tennessee.....	5-1		
Georgia.....	1-0	New Mexico State.....	3-0	Tennessee-Martin.....	1-1		



KURTIS TOWNSEND
 ASSISTANT COACH

EXPERIENCE

16TH AT KANSAS

ALMA MATER

W. KENTUCKY, '82

WIFE

LINDA

CHILDREN

TANIKA

MARQUES

KEISHA

KALIYAH

MYKA

HISTORY

MIAMI (FLA.)

USC

MICHIGAN

EASTERN KENTUCKY

CALIFORNIA

WILLOW GLEN HS

LEIGH HS

DEL MAR HS

LELAND HS

Kurtis Townsend joined the Kansas staff in summer 2004. Since his arrival in Lawrence, Townsend has been a part of the KU program which has won a national championship, reached two NCAA Tournament title games, three Final Fours, seven NCAA Tournament Elite Eights and nine NCAA Sweet 16s. KU won an NCAA record 14-consecutive Big 12 regular-season titles (2005-18), 15 total, and eight conference tournament crowns with Townsend on the sidelines. Also while at Kansas, Townsend has coached 10 NBA Draft Lottery selections, 26 overall NBA draftees and 58 All-Big 12 Jayhawks.

Recognized as a top assistant by many national organizations, Townsend played a major role in recruiting KU's NBA draftees Josh Jackson, Andrew Wiggins, Ben McLemore, Brandon Rush, Darrell Arthur, Julian Wright and Josh Selby, as well as 2010 Consensus All-American Sherron Collins. He also was instrumental in bringing 2017 National Player of the Year, Frank Mason III, to KU as well as 2018 Consensus All-America First Team selection Devonte' Graham.

Townsend joined the Jayhawk staff after serving as an assistant under Perry Clark at the University of Miami for one season. He also served as an assistant at Southern California, Michigan, California and Eastern Kentucky.

Prior to Miami, Townsend spent two seasons at USC helping guide the Trojans to two Pac-10 Tournament championship games. In 2001-02, his first season with the Trojans, USC finished 22-10, earning an at-large bid to the NCAA Tournament and finishing the season ranked 18th in the nation by the Associated Press.

Before USC, Townsend spent three seasons at Michigan helping lead the Wolverines to the NIT in 2000. He was also an assistant at Eastern Kentucky in 1997-98 following four seasons at California (1993-97), where he helped coach the Golden Bears to three NCAA Tournament appearances (1994, 1996, 1997), including a trip to the Sweet 16 in 1997.

Townsend has coached numerous NBA players including KU's contingent from the last 15 seasons: Wayne Simien, Julian Wright, Mario Chalmers, Brandon Rush, Darrell Arthur, Darnell Jackson, Sasha Kaun, Xavier Henry, Marcus Morris, Markieff Morris, Josh Selby, Cole Aldrich, Thomas Robinson, Tyshawn Taylor, Ben McLemore, Jeff Withey, Andrew Wiggins, Joel Embiid, Tarik Black, Kelly Oubre Jr., Cliff Alexander, Cheick Diallo, Josh Jackson, Frank Mason III, Sviatoslav Mykhailiuk, Devonte' Graham and Udoka Azubuike. Additionally, he has mentored Jason Kidd, Lamond Murray, Tremaine Fowlkes, Shareef Abdur-Rahim, Ed Gray, Sean Marks, Michael Stewart, Jamal Crawford, Lou Bullock, Sam Clancy and Guillermo Diaz. While at Cal, he also coached former NFL player Tony Gonzalez.

Townsend began his coaching career at the high school level in his hometown of San Jose, California, having served as an assistant coach at Leland (1984-87) and Del Mar (1987-89). He then became head coach at Leigh (1989-91) where his teams won two league titles and later advanced to the state championship. From there, Townsend was head coach at Willow Glen High School (1991-93) where his team made it to the sectional finals two-straight years.

Townsend played point guard at Western Kentucky for two seasons (1978-80), helping the Hilltoppers to the 1980 Ohio Valley Conference title and an NCAA Tournament bid. He spent the 1981 season in the CBA for the Montana Golden Nuggets and earned a bachelor's degree in recreation from Western Kentucky in 1982.

Prior to transferring to Western Kentucky, Townsend played two seasons at Menlo (California) Junior College where he earned first-team all-state and All-America honorable mention honors in 1978.

Townsend is married to the former Linda Woodson. He has five children: Tanika, Marques, Keisha, Kaliyah and Myka.



2020-21 KANSAS BASKETBALL

NORM ROBERTS



NORM ROBERTS
ASSISTANT COACH

EXPERIENCE

10TH AT KANSAS

ALMA MATER

QUEENS COLLEGE, '87

WIFE

PASCALÉ

CHILDREN

NIKO

JUSTIN

HISTORY

FLORIDA

ST. JOHN'S

KANSAS

ILLINOIS

TULSA

ORAL ROBERTS

QUEENS COLLEGE

ARCHBISHOP MOLLOY HS

Norm Roberts enters his 10th season on the Kansas sidelines after rejoining Bill Self's staff in June 2012. Roberts was on Self's first KU staff in 2003-04 and returned prior to the 2012-13 season.

In his time at Kansas, the Jayhawks have won seven Big 12 regular-season titles, three Big 12 Tournament championships and have advanced to the NCAA Tournament Sweet 16 five times, the Elite Eight four times and the Final Four once, in 2018.

While on the KU sidelines, Roberts has coached five NBA Lottery selections in Josh Jackson, Andrew Wiggins, Ben McLemore, Joel Embiid and Kelly Oubre Jr. Additionally, Roberts has seen more than 22 Jayhawks go on to compete professionally, be it in the NBA, the G-League or overseas.

In Roberts' stint at KU, 37 KU student-athletes have been named to All-Big 12 teams for an average 4.1 per season, including three Big 12 Players of the Year, three Big 12 Defensive Players of the Year, one Big 12 Freshman of the Year and two Big 12 Newcomers of the Year. The three conference players of the year were 2017 Consensus National Player of the Year Frank Mason III, 2018 Consensus All-America First Team selection Devonte' Graham and 2020 NABC Defensive Player of the Year Udoka Azubuike. Additionally, Jeff Withey was the NABC Defensive Player of the Year in 2013, as was Marcus Garrett in 2020.

Roberts returned to Kansas after serving the 2011-12 season as an assistant coach at the University of Florida, where the Gators advanced to the Elite Eight of the 2012 NCAA Tournament.

Roberts is no stranger to Kansas or Self. He spent nine seasons on Self's staffs at KU in 2003-04 as associate head coach; three years at Illinois (2000-03), including serving as associate head coach in 2002-03; three seasons at Tulsa (1997-2000) and two years at Oral Roberts (1995-97).

Prior to his year in Gainesville, Roberts spent six seasons as the head coach at St. John's in New York, where the Queens, New York, native took over the Red Storm in 2004.

In his first season, the Red Storm showed that despite coming off several losing seasons they could compete at a high level with a pair of top-25 victories over No. 17 North Carolina State and No. 21 Pittsburgh while claiming the championship at the 2004 Holiday Festival at Madison Square Garden. St. John's also defeated long-time rival Georgetown that year.

Roberts' second season, 2005-06, St. John's improved its overall and conference record and claimed the Holiday Festival championship for a second-consecutive year. The team also scored its first top-10 win under Roberts, defeating No. 9 Pittsburgh, 55-50, on Jan. 21 just four days after another top-25 win against No. 17/15 Louisville, 68-56.

In 2008-09, St. John's scored its biggest victory of Roberts' tenure, knocking off No. 7 Notre Dame and added a pair of wins over Georgetown, including a first-round matchup in the Big East Tournament. In his final season with the program, Roberts led St. John's past UConn in the Big East Tournament and earned a postseason berth in the NIT.

A 1987 graduate of Queens College with a bachelor's degree in health and physical education, Roberts is the school's third all-time leading scorer with 1,719 points. He also is the career leader in steals (253) and is second in assists (460), and had his number (15) retired by his alma mater in 1993.

Roberts' first job out of college was under legendary high school coach Jack Curran at Archbishop Molloy High School in Queens, where he spent three years as the head freshman coach and an assistant on the varsity squad. While at Archbishop Molloy, he had the opportunity to coach many noted New York players, highlighted by the 1991 No. 2 overall NBA draft pick Kenny Anderson.

He and his wife Pascale have two sons, Nicholas (Niko), who was a four-year letterwinner at Kansas from 2011-14 and graduated from KU in spring 2014, and Justin, a redshirt-senior guard at Niagara. Niko works for the NCAA as the Coordinator of Men's Basketball Championships.





JERRANCE HOWARD
 ASSISTANT COACH

EXPERIENCE	8TH AT KANSAS
ALMA MATER	ILLINOIS, '04
WIFE	JESSICA
CHILDREN	JERRANCE JR. JAYA BROOKLYN-ROSE
HISTORY	SMU ILLINOIS KENTUCKY TEXAS A&M

Jerrance Howard came to Kansas in May 2013. Two months later, Howard was ranked 12th among the top recruiting assistant coaches in NCAA Division I by ESPN.com in a survey of more than 200 head coaches.

During his time in Lawrence, Howard has been part of Kansas' six Big 12 regular-season championships, two Big 12 Tournament titles, six in-season tourney titles and six NCAA Tournament appearances, including three Elite Eight runs and one Final Four in 2018. Additionally, Howard has seen 13 Jayhawks move on to the NBA, including Andrew Wiggins and Joel Embiid, the No. 1 and No. 3 overall selections in the 2014 NBA Draft and Josh Jackson, the 2017 No. 4 pick.

In seven seasons at Kansas, Howard has coached 29 All-Big 12 selections, including three Big 12 Players of the Year Frank Mason III, the 2017 consensus national player of the year; 2018 All-America First Team honoree Devonte' Graham and 2020 NABC Defensive Player of the Year Udoka Azubuike.

In the summer of 2015, Howard was an assistant coach who helped guide the USA National Team, made up mainly of University of Kansas student-athletes and KU coaches and staff, to the gold medal at the World University Games in Gwangju, Korea, by posting an 8-0 record. The medal was USA's first in three World University Games and the first gold, 14th overall, for the Americans since 2005.

Howard came to KU after one season in the same position on Larry Brown's staff at SMU. Prior to SMU, Howard spent the previous five seasons as an assistant coach at his alma mater, Illinois. He was also interim head coach for the Illini. While at

UI he earned a reputation as one of the top young assistant coaches in the country and one of the nation's best recruiters. Before Illinois, Howard spent three-plus seasons on Billy Gillispie's staffs at Texas A&M and Kentucky.

A Peoria, Illinois, native, Howard was a four-year letterwinner for the Fighting Illini from 2001-04, including three seasons for Bill Self. During his career, Illinois compiled a record of 104-31 overall and was 48-16 in the Big Ten Conference. The Illini won three Big Ten Championships (2001, 2002, 2004), a Big Ten Tournament title (2003) and appeared in the NCAA Tournament all four years, advancing to the Elite Eight in 2001 and the Sweet 16 in both 2002 and 2004.

Howard brings with him a strong playing career, over half of which was spent under Self. He played point guard for the Illini along with All-Americans Frank Williams, Dee Brown and Deron Williams. Howard developed a reputation as the program's inspirational leader and was a team captain his junior and senior seasons. He also was a two-time winner of the Kenny Battle Award, an accolade voted upon by the players and coaches and given to an Illini who earns the respect of his teammates through hard work and effort in games and practice each day.

Howard earned a bachelor's degree in speech communication from the University of Illinois in 2004. He is married to the former Jessica Wordlaw, who also is an Illinois graduate. The Howards have a son, Jerrance Jr., and a daughter, Jaya Brooklyn-Rose.



2020-21 KANSAS BASKETBALL

FRED QUARTLEBAUM



FRED QUARTLEBAUM
DIRECTOR OF
BASKETBALL OPERATIONS

EXPERIENCE

8TH AT KANSAS

ALMA MATER

FORDHAM, '89

WIFE

CHRISTY

CHILDREN

TREY AND MAYSON

Fred Quartlebaum joined the Kansas men's basketball staff as director of student-athlete development in June 2013. In 2020 he moved to the director of basketball operations role. In seven seasons at KU, Quartlebaum has been part of six Big 12 regular-season championships, two Big 12 Tournament titles, five in-season tourney titles, three NCAA Championship Elite Eights and one Final Four in 2018. Additionally, Quartlebaum has seen 13 Jayhawks move on to the NBA, including Andrew Wiggins and Joel Embiid, the No. 1 and No. 3 overall selections in the 2014 NBA Draft and Josh Jackson, the 2017 No. 4 pick.

In the summer of 2015, Quartlebaum was an assistant coach who guided the USA National Team, made up mainly of University of Kansas student-athletes and KU coaches and staff, to the gold medal at the World University Games in Gwangju, Korea, by posting an 8-0 record. The medal was USA's first in three World University Games and the first gold, 14th overall, for the Americans since 2005.

Quartlebaum has a long resume of basketball coaching experience, which encompasses more than 20 years. He came to KU after working as associate director of PACT (Personalized Achievement Contract), a leadership and mentoring program at Mercy College in New York. Additionally, in 2010, he started his own company, 212 Hoops, which combines his experience developing collegiate athletes to youth basketball. Prior to his position at Mercy College, Quartlebaum spent six seasons as an assistant coach at St. John's under current KU assistant coach Norm Roberts.

Following a stint in the high school ranks, Quartlebaum then was an assistant coach at Navy (1992-96), Towson (1996-97), Holy Cross (1997-98) and Fairfield (1998-99) before joining Matt Doherty at Notre Dame in 1999-2000. He accompanied Doherty to North Carolina (2000-03) where he played a part in recruiting four McDonald's All-Americans who eventually would win an NCAA title in 2005. After UNC, he was an assistant for one season under head coach Wayne Morgan at Iowa State (2003-04) before joining Roberts' staff at St. John's.

While at St. John's, Quartlebaum attended the Black Coaches Association's (BCA) "Achieving Coaching Excellence" (ACE) program. He was also named to the NCAA Men's Basketball Ethics Coalition.

Quartlebaum played college basketball at Fordham where he was a four-year letterwinner from 1985-89. He helped the Rams to an NIT appearance in 1988 and was co-captain his senior season. The Dobbs Ferry, New York, native graduated from Fordham in 1989 with a degree in communications.

Quartlebaum is married to the former Christy Stephens. The couple has two sons, Trey, who is a sophomore guard at St. Francis Brooklyn, and Mayson, a freshman at Kennesaw State.





BRENNAN BECHARD

DIRECTOR OF STUDENT-ATHLETE DEVELOPMENT

EXPERIENCE

12TH AT KANSAS

ALMA MATER

KANSAS, '09

WIFE

DANIELLE

CHILDREN

LUCY AND MACK

Brennan Bechard is in his 12th season with Kansas men's basketball and is the director of student-athlete development. He served as the director of basketball operations from 2013 until 2019. Bechard joined the Kansas basketball staff as a graduate student manager in August 2009 and was named assistant director of basketball operations in summer 2011.

As a staff member, Bechard has been a part of 10 Big 12 regular-season championships, five Big 12 Tournament titles, seven NCAA Tournament Sweet 16s, five Elite Eights and two Final Fours.

An invited walk-on who lettered three seasons at KU from 2007-09, Bechard saw action in 35 games and started his final home game in Allen Fieldhouse against Texas. The guard appeared in five postseason contests for KU.

In his three seasons at KU as a player, Bechard earned three championship rings. He was a member of the 2008 NCAA National Championship team, three Big 12 regular-season title squads and two Big 12 Championship title teams. Additionally, Kansas advanced to two NCAA Elite Eights (2007, 2008), three Sweet 16s and one Final Four with Bechard wearing the Crimson and Blue.

Bechard came to Kansas from Barton County Community College where he played for the 2005-06 season.

A native of Lawrence, Kansas, Bechard graduated from KU in spring 2009 with a degree in sport management. He was named to the Athletics Director's and Big 12 Commissioner's honor rolls his sophomore year.

Bechard is married to the former Danielle Hayes and they have a daughter, Lucy, and a son, Mack. Bechard's father, Ray, is the head volleyball coach at Kansas and his sister, Ashley, was a four-year volleyball letterwinner at KU from 2001-04.



JEREMY CASE

VIDEO COORDINATOR

EXPERIENCE

6TH AT KANSAS

ALMA MATER

KANSAS, '07

HISTORY

KANSAS

SOUTHEAST MISSOURI

HOUSTON BAPTIST

WIFE

LAUREN

SON

MALACHI

Former Kansas men's basketball guard Jeremy Case rejoined the KU staff as video coordinator in August 2016 and is entering his sixth season in the role. In his five seasons at his current role at KU, the Jayhawks have won three Big 12 regular-season titles, one Big 12 Tournament, advanced to two NCAA Tournament Elite Eights and one Final Four in 2018.

Case came to KU after four seasons as an assistant coach at Houston Baptist University. While at HBU, under longtime Huskies' head coach Ron Cottrell, Case was part of the Huskies' transition from the Great West Conference to the Southland Conference in 2013-14. After finishing 6-25 in 2013-14 and 14th in the Southland, the Huskies improved every year going 12-16 and tying for eighth in 2014-15 and 17-17 and fifth in the 2015-16.

Case was a member of Kansas' 2008 NCAA National Championship team and after graduation was on the KU staff while taking graduate courses at KU for the 2008-09 season. From there, Case was an assistant coach at Southeast Missouri State for three years before moving to Houston Baptist.

A native of McAlester, Oklahoma, Case played in 94 games while at Kansas and won four Big 12 regular season and three Big 12 postseason tournament championships. Including the 2008 title, Case was part of three NCAA Elite Eight teams while playing at KU.

A redshirt in 2004-05, Case earned his bachelor's degree in communications in 2007 and was a two-time Academic All-Big 12 First Team honoree in 2006 and 2008.

Case's father, Win, is an assistant men's basketball coach at Ole Miss and was a college teammate of KU head coach Bill Self at Oklahoma State. Case's mother, Rita Newton, played college basketball at Seminole (Oklahoma) Junior College.

Case is married to the former Lauren Jackson. He has one son, Malachi.



2020-21 KANSAS BASKETBALL SUPPORT STAFF



BILL COWGILL
ASSOCIATE DIR. SPORTS MEDICINE

EXPERIENCE 18TH AT KANSAS

ALMA MATER BALL STATE, '94

WIFE KIRSTEN

CHILDREN LEE AND ETHAN

Bill Cowgill, who has been a Division I athletic trainer for 23 years at three different institutions, is in his 18th year as the head athletic trainer for men's basketball at Kansas.

In summer 2018, Cowgill was named to the Cardinal Sports Medicine Ring of Honor at his alma mater, Ball State University. Cowgill also has international experience as he was the athletic trainer for USA Basketball for the 2018 FIBA Americas U18 World Championships and the same role for the USA team at the 2015 World University Games, winning gold medals as both events.

Cowgill came to Lawrence from Miami (Florida), where he served as the primary athletic trainer for men's basketball, men's and women's track & field and volleyball for four years.

Prior to his stint at Miami, Cowgill spent two seasons as an assistant athletic trainer at the University of Notre Dame, where he worked with women's basketball, men's and women's cross country, track & field and spring football.

Cowgill spent two years as a graduate assistant at the University of Arkansas, where he earned a master's degree in sports administration in 1997. In the summer of 1994, he was an intern with the Indianapolis Colts of the NFL.

He served as a student trainer at Ball State from 1990 through 1994. Between his tenures at Ball State and Arkansas, Cowgill spent one year as an assistant athletic trainer at Saint Joseph's College.

Cowgill is a member of the National Athletic Trainers Association. A native of Highland, Indiana, Cowgill and his wife Kirsten have two sons, Lee and Ethan.



DR. RAMSEY NIJEM
DIRECTOR
SPORT PERFORMANCE

EXPERIENCE SECOND AT KANSAS

ALMA MATER UC SANTA BARBARA, '12

Dr. Ramsey Nijem, Sc.D, was named Men's Basketball Director of Sport Performance in September of 2019 and is in his second season with the Jayhawks.

Nijem (pronounced Nigh-jum) came to Kansas after working the previous five years with the Sacramento Kings of the NBA where he managed all aspects of sport performance.

Nijem was the NBA's youngest head strength and conditioning coach. He spent the last three years in Sacramento as the team's head strength and conditioning coach. In that role, Nijem directed strength and conditioning, sport science and nutrition with the objective of supporting athlete health, wellness and performance.

The San Francisco Bay area native spent two seasons as the Kings' assistant strength and conditioning coach prior to being named head strength and conditioning coach.

Before joining the Kings, Nijem was the head strength and conditioning coach at Santa Barbara City College and prior to that, he worked as an assistant strength and conditioning coach at UC Santa Barbara.

Nijem earned his doctorate of science in human and sport performance from Rocky Mountain University Health Professions in 2018. He attained his masters of science sport performance degree from Cal State Fullerton in 2013 and his bachelors of arts communication, exercise and health sciences degree from UC Santa Barbara in 2012.

Nijem is certified by the National Strength and Conditioning Associate as a Registered Strength and Conditioning Coach and Strength and Conditioning Specialist (CSCS). He is also certified as a USA Weightlifting Performance Coach by USAW and is a Precision Nutrition Coach. Nijem has published research in top scientific journals in strength and conditioning.



DR. SCOTT WARD
ASSOCIATE AD
ACADEMIC & CAREER COUNSELING

EXPERIENCE 18TH AT KANSAS

ALMA MATER KANSAS, '91

WIFE ROBIN

Scott Ward is in his 18th year with the KU athletics department and is now the Associate Athletics Director for Student-Athlete Development. In this, Ward works with KU LEADS as the director of Jayhawk Peak Performance which helps with sport psychology aspects or the mental side of sport for all KU athletes. He also is involved in the coordination of various support services for student-athletes including directly mentoring the men's basketball and volleyball programs.

Prior to his current position, Ward spent 14 years in the KU academic support program, working mainly with men's basketball and volleyball. In summer 2009, he was promoted to associate athletics director for academic and career counseling.

On the academic side, during Ward's stint with men's basketball, Kansas had 35 Academic All-Big 12 selections, which is more than any other conference school. Included were first-team Academic All-Americans Cole Aldrich (2010) and Tyrel Reed (2011). Aldrich was named the Academic All-American of the Year in 2010. Additionally, KU men's basketball was acknowledged in June 2015 with the NCAA's Public Recognition Award for achieving scores among the top-10 percent of all NCAA Division I men's basketball teams, a streak of nine-consecutive years honored.

Prior to assuming his initial position in the athletics department in the summer of 2003, Ward was a faculty member in the School of Education at the University of Kansas. He has received multiple teaching awards as an instructor in the Health, Sport and Exercise Science departments.

Ward is very proud to have earned three degrees from KU: a B.S.Ed. in education with an emphasis in exercise science in 1991, an M.S.Ed. in education with an emphasis in athletic administration and sport psychology in 1993, and a Ph.D. in education with an emphasis in sport psychology and support in counseling psychology in 1996.

A native of Kingman, Kansas, Ward and his wife Robin find Lawrence a great place to keep in touch with old friends and college chums.





JOANIE STEPHENS

ADMINISTRATIVE ASSISTANT
TO THE HEAD COACH

EXPERIENCE

37TH AT KANSAS

ALMA MATER

MICHIGAN

A familiar face in the Kansas athletics department, Joanie Stephens is in her 24th year as administrative assistant to the head men's basketball coach.

Stephens has administrative duties in the day-to-day operations of the Kansas basketball office. As head coach Bill Self's administrative assistant, she assists with team travel arrangements and the schedule of the Jayhawks' head coach.

Stephens is in her 37th year with the Kansas Athletics department. She began her career at KU as an administrative assistant in the Williams Education Fund in 1983 and was named assistant to the director in 1988. She started working in the men's basketball office in 1996.

A resident of Lawrence since 1980, Stephens attended the University of Michigan. She and her late husband, Don, have five children and 13 grandchildren.



TAMI HOFFMAN

ADMINISTRATIVE ASSISTANT

EXPERIENCE

18TH AT KANSAS

HUSBAND

BRIAN

SON

KYLE

Tami Hoffman is in her 18th season with the Kansas basketball office as an administrative assistant.

Hoffman has various administrative duties in the office as well as working with the assistant coaches on travel and scouting. She also plays a main role in the administration of the Bill Self Basketball Camps and clinics.

A Kansas native, Hoffman has been with the University of Kansas a total of 22 years.

Hoffman and her husband, Brian, reside in Lawrence. They have one son, Kyle, who was a point guard at Florida Gulf Coast from 2018-20.



SEAN LESTER

DEPUTY ATHLETICS DIRECTOR

EXPERIENCE

18TH AT KANSAS

ALMA MATER

CONNECTICUT, '95

WIFE

CHRISTINE

CHILDREN

MASON AND OWEN

Sean Lester joined the Kansas Athletics department in September of 2003 as an Associate Athletics Director and was appointed Interim Athletics Director from September 2010 until February 2011. Since January 2013 Lester has served as Deputy Athletics Director. Lester served a second stint as Interim Athletics Director from May 2018 to August 2018.

At Kansas, Lester is involved in all aspects of the department. He directly oversees the Jayhawk men's basketball and baseball programs.

Prior to KU, Lester spent eight years at the University of Connecticut as a senior administrator. During his tenure, UConn earned multiple men's and women's NCAA Championships. In addition, he oversaw the expansion and upgrades in the football program from Division IAA to Division IA.

Lester received a master's degree in education in 1995 with a concentration in sport administration from the University of Connecticut. He holds a bachelor's degree in English from Eastern Connecticut State University. He was also awarded a certificate of completion in 2003 from the Sports Management Institute, Consortium of the Universities of North Carolina and Southern California.

A native of Mansfield, Connecticut, Lester resides in Lawrence with his wife, Christine, and sons, Mason and Owen.



VINCE MCKAMIE
ASSISTANT AD ACADEMIC AND
CAREER COUNSELING

EXPERIENCE

12TH AT KANSAS

ALMA MATER

KANSAS, '00

Vince McKamie joined the Kansas Athletics department in August 2008 as an assistant director of tutoring. He was promoted to assistant athletics director academic and career counseling in 2017 with his main focus on the men's basketball and volleyball programs at KU.

In his current role, McKamie organizes and coordinates support services for men's basketball and volleyball including scheduling and academic progress monitoring.

Prior to joining KAI, McKamie was involved with KU Athletics working with Jayhawk Sports Marketing for eight years.

McKamie earned a degree in sports management from KU in 2000 and completed his master's in business administration in 2013.

He played high school baseball and basketball at Sumner Academy in Kansas City, Kansas, before coming to KU. In his free time he enjoys spending time with family and playing recreational sports.



JON FELTON
HEAD MANAGER



JADEN GUARD
MANAGER



JACK LOMBARDO
MANAGER



ASHTON PILZ
MANAGER





DOUGLAS A. GIROD

POSITION	CHANCELLOR
ALMA MATER	UC DAVIS '81
EXPERIENCE	FOURTH YEAR AT KU

PROFESSIONAL

- 2017-present Kansas (Chancellor)
- 2013-17 KU MedCenter
(Executive Vice Chancellor)
- 2013-14 KU School of Medicine
(Interim Executive Dean)
- 2002-13 KU School of Medicine
(Chair of the Otolaryngology Department)
- 1994-2002 KU School of Medicine
(Faculty)
Naval Medicine Center
(Vice Chairman and Research Dir. of Otolaryngology)

Douglas A. Girod began as the 18th chancellor of the University of Kansas in July 2017. In this role, he has established a bold vision for the University of Kansas to be a destination for top scholars from across the world, an engine of economic growth for Kansas and one of the nation's leading research universities.

Under Chancellor Girod's leadership, KU has established a new budget model and strategic plan, recruited the most academically talented freshman class in history, procured additional funding from the Kansas Legislature and established Kansas Team Health, a groundbreaking new partnership that provides the best medical care possible for KU student-athletes.

Before becoming chancellor, Dr. Girod served as executive vice chancellor at KU Medical Center, where he oversaw the educational, research, patient care and community engagement missions of the schools of Medicine, Nursing and Health Professions.

A head-and-neck surgeon, Girod first joined the KU Medical Center faculty in 1994 and quickly rose through the academic ranks, becoming chair of the otolaryngology department in 2002. In that role, he was instrumental to the University of Kansas Health System being named in the U.S. News & World Report "Best Hospitals" national rankings. He also served as interim executive dean of the KU School of Medicine and as senior associate dean for clinical affairs at the medical center.

Chancellor Girod earned his bachelor's degree in chemistry from the University of California at

Davis and his medical degree from the University of California at San Francisco. He completed his residency and an NIH research fellowship at the University of Washington in Seattle. Prior to joining the University of Kansas Medical Center, Girod served as vice chairman and research director in the Department of Otolaryngology at the Naval Medical Center in Oakland.

He served in the United States Navy Reserve from 1982 until 1997, rising to the rank of lieutenant commander and earning the Meritorious Service Medal. He was honorably discharged in 1997.

Committed to caring for patients throughout the world, Girod has led or participated in a dozen international medical missions in places such as Uganda, Guatemala, Mali, the Philippines and Mexico. Girod has also been active within the community, serving on the board of the Civic Council of Kansas City and on boards of the chambers of commerce in Lawrence and Greater Kansas City, as well as MRI Global. He also serves on the board of directors at the Big 12 Conference and at the University Innovation Alliance. He is on the steering committee for the regional civic community effort known as KC Rising to develop long term economic prosperity for the Kansas City region. He was recognized with a Regional Leadership Award from the Mid America Regional Council in 2016 for his work with KC Rising.

In his free time, Chancellor Girod enjoys spending time with his wife, Susan, and their three children, riding his motorcycle, attending Kansas Athletics events and flyfishing.



2020-21 KANSAS BASKETBALL DIRECTOR OF ATHLETICS



JEFF LONG

POSITION

DIRECTOR OF ATHLETICS

ALMA MATER

OHIO WESLEYAN, '82

EXPERIENCE

THIRD YEAR AT KU

PROFESSIONAL HISTORY

2018-present Kansas (Director of Athletics)
 2008-17 Arkansas (Director of Athletics)
 2003-07. Pittsburgh (Director of Athletics)
 2001-02. Oklahoma (Sr. Assoc. Athletics Dir.)
 1998-2001. . . Eastern Kentucky (Director of Athletics)
 1998 Virginia Tech (Assoc. Athletics Dir.)
 1988-98. Michigan (Associate Athletics Dir.)
 1988 Rice (Assistant Athletics Dir.)

Jeff Long, named Director of Athletics by Chancellor Douglas Girod on August 1, 2018, brings over three decades of experience in athletic administration at the Division I level to Kansas Athletics. Long is one of the most well-respected individuals in college athletics, as evidenced by his selection as the first-ever chairman of the College Football Playoff selection committee. His progressive leadership and expertise as well as his mantra of “compete, compete, compete,” has already made a lasting impact on Kansas Athletics.

Long has led the Kansas Athletics department through an unprecedented time of a world-wide pandemic in 2020. When the Big 12 announced it was going to continue competition during the 2020-21 academic year, Long actively worked alongside Kansas Team Health officials. Together, they implemented policies and procedures to benefit student-athletes, coaches, and staff as well as fans that attend athletics events. Through Long's leadership, KU has continued to uphold its highest standard of promoting the health, safety and well-being of nearly 500 student-athletes.

Kansas Team Health

Under the leadership of Chancellor Girod and Long, KU set the standard and stepped out front as a national leader in student-athlete health care. Kansas Athletics teamed with LMH Health and the University of Kansas Health System for a true medical oversight and healthcare compliance model. Kansas is the first collegiate program to incorporate strength and conditioning into its medical oversight reporting model, which supports the health, safety and well-being of all student-athletes. This ground-breaking partnership developed through the foresight of Chancellor Girod and Long proved extremely beneficial to the student-athletes, coaches and staff throughout the COVID-19 pandemic.

Academic Records

While Long pushes effort and excellence in each sport, it is also just as important to excel in the classroom. Nearly 500 student-athletes continued to thrive and set new records in the classroom during the 2020 spring semester by boasting a 3.43 department grade-point average. Each team posted a GPA of 3.00 or better for the first time since GPAs were reliably tracked in 1986. Additionally, 10 teams set new program records with grade-point averages for the 2020 spring semester.

“I am so proud of our KU student-athletes for applying the same perseverance and determination we see in athletic competition to their academic pursuits. Despite the disruption of the COVID-19 pandemic and the implementation of an entirely new remote learning system, our student-athletes achieved new department records for grade-point average, with every team achieving a cumulative GPA of 3.0 or better. I am thrilled to see their hard work pay off and offer a special thank you to all of our coaches, academic staff and administrators for supporting our student-athletes.”

-- Director of Athletics Jeff Long.

Success in Competition

Across the landscape of Jayhawk athletics, many student-athletes and teams continued to compete at the highest level during the 2019-20 academic year. The women's soccer team won the Big 12 tournament for the first time in program history and advanced to the Sweet 16 of the NCAA Tournament, another program first.

The historic men's basketball program, led by Hall of Fame Coach Bill Self, continued to set the winning-standard in the Big 12 and NCAA. The team finished ranked No. 1 in the final Associated Press Poll for the fourth time in program history, and No. 1 in the USA TODAY Coaches' Poll. Udoka Azubuike (27th overall selection - Utah Jazz) and Devon Dotson (undrafted free agent - Chicago Bulls) were signed by NBA franchises. The women's basketball program posted its best record since 2012-13 and was projected to make the postseason for the first time since 2013 (WNIT).

KU's swim & dive team set the program record for most points scored at the Big 12 Championships with 831, had three individual Big 12 Champions and the Big 12 Scholar Athlete of the Year (Haley Downey). Two student-athletes from the baseball program were selected in the top-five rounds of the 2019 MLB Draft for the first time in program history in Ryan Zeferjahn (3rd round) and Jaxx Groshans (5th round).





Kansas' men's track & field team, led by Zach Bradford and Gleb Dudarev, set some of the best performances in collegiate history during the 2019-20 season. Dudarev recorded the No. 5 NCAA all-time mark in the men's weight throw (24.38m), while Bradford landed the No. 9 NCAA all-time mark in the men's pole vault (5.80m). In 2018-19, led by Bryce Hoppel who won two national championships as well as three Big 12 Conference Championships, the team finished the season ranked No. 12 indoors and No. 14 outdoors. The top-15 national ranking in both indoor and outdoor marked the first time since 1988-89 the team finished in the top-15 nationally in the same season.

Diversity and Inclusion Leadership

One of Long's first initiatives among athletics staff was creating a Diversity Recruitment Committee, composed of individuals at various levels of the department to develop and implement more diverse hiring practices and recruitment of minorities for vacant positions. Additionally, led by the Senior Woman Administrator, Long oversaw the creation of the Women's Mentorship Program which is aimed at developing, growing and assisting women athletics staff members.

In January of 2020, Long created the Marian E. Washington Trailblazer Series which recognizes the notable achievements and accomplishments of African-Americans who have helped shape the Jayhawk program throughout the years. Each February, this endeavor chronicles several prominent African-Americans and their impact on Kansas Athletics. Long also hired the first-ever Chief Diversity and Inclusion Officer in Kansas Athletics history, to ensure Kansas Athletics maintains and promotes those efforts within the department, campus, Big 12 Conference and beyond. In October of 2020, Long unveiled the first African-American statute on the University of Kansas campus in former KU football legend, the Kansas Comet, Gale Sayers.

Break the Cycle Campaign

After assessing the football program in his first few months on the job, Long and his team implemented a new fundraising campaign called Break the Cycle, aimed at building a strong infrastructure for Kansas football. The next step in that process was finding the right coach to lead the football program. Within the first four months of taking over leadership for the athletic department, Long's impact was evidenced by his ability to attract top candidates to fill the head football coaching vacancy, which led to the hiring of Les Miles. With the hire, Long made Kansas Athletics one of the few programs in the nation that boasts national championship winning head coaches in football and men's basketball, joining head coach Bill Self.

New Facilities and Upgrades

In 2019, two new facilities were opened across the Jayhawks' campus including the Horejsi Family Volleyball Arena and a new indoor football practice facility. These state-of-the-art facilities enhance Kansas Athletics' place as an attractive destination for the best student-athletes across the globe.

Previous Institutions

At the University of Arkansas, Long led a program of 19 sports and approximately 460 student-athletes from 2008 through 2017. During that time, he transformed Arkansas' athletics department into one of the most successful in the country and established himself as a national leader within intercollegiate athletics.

During Long's tenure at Arkansas, the Razorbacks captured 34 conference championships and advanced to 139 postseason competitions, including the school's first Bowl Championship Series appearance in football, and national titles in Men's and Women's Indoor Track and Field and Women's Outdoor Track and Field. In 2016-17, Arkansas finished No. 20 in the Learfield Directors' Cup, which measures the institution's success across all sports. It marked the university's eighth top-25 finish in the previous 10 years. Long also launched a \$160 million renovation to

Razorback Stadium. In the classroom, the Razorbacks posted a school-record student-athlete GPA and exceeded the national APR multiyear rate in all 19 sports, including posting its highest program average ever.

In 2015, Long was recognized as the SportsBusiness Journal and SportsBusiness Daily Athletic Director of the Year, and was also a finalist for the award in 2012. Long served as the chairman of the inaugural College Football Playoff selection committee for 2014 and 2015, and remained a member of the committee through 2017. He has been active in NCAA governance, having previously served on the NCAA Management Council, the NCAA's Sports Wagering Task Force and the NCAA Championships/Sports Management Cabinet. He was also a member of the Executive Committee of the Division I-A Athletic Directors' Association.

Prior to leading Arkansas, Long served as athletics director at the University of Pittsburgh and Eastern Kentucky University. Additionally, he has held administrative roles at the University of Oklahoma, University of Michigan, Virginia Tech University, Rice University and North Carolina State University. He held coaching staff positions at Duke University, the University of Michigan and Miami University (Ohio). In total, he has been an athletics director or administrator in four of the Power 5 conferences — the Big 12, Big Ten, ACC and SEC.

Personal

An Ohio native, Long was a two-sport athlete at Ohio Wesleyan University, earning seven varsity letters in football and baseball before completing his degree in economics in 1982. He earned his master's in education at Miami University of Ohio while also serving as a graduate assistant football coach. He then moved on to football staff positions at N.C. State, Duke and Michigan prior to joining the athletics administration at Michigan.

Long's wife Fanny graduated from the University of Michigan. They have two daughters, Stephanie, a PhD student at the University of Arkansas in cognitive neuroscience, and Christina, a senior journalism student at a University in a bordering state east of Kansas.

KANSAS ATHLETICS STAFF

ADMINISTRATION

Douglas Girod - Chancellor
 Jeff Long - Director of Athletics
 Chris Freet - Deputy A.D. - External Engagement
 Sean Lester - Deputy A.D. - Administration
 Susan Stagg-Williams - Faculty Representative
 Nicole Corcoran - Executive Associate A.D.
 David Reed - Sr. Assoc. A.D. - Compliance & Student Services
 Mike Vollmar - Sr. Assoc. A.D. - Football Administration
 Ryan White - Sr. Assoc. A.D. - Development
 Dan Beckler - Assoc. A.D. for Public Relations
 Terry Prentice - Associate A.D./Chief Diversity & Inclusion Officer
 Megan Walawender - Assoc. A.D. for Legal Services
 Pat Kaufman - Chief Financial Officer
 Mike Huff - Senior Director of Admin Operations
 Vaunda Sehorn - Executive Assistant to the A.D.
 Ann Weber - Administrative Assistant

ACADEMIC SUPPORT

Paul Buskirk - Assoc. A.D. - Student-Athlete Support Services
 Laura Klotz - Administrative Assistant
 Ryan King - Asst. A.D. - Academic & Career Counseling
 Vince McKamie - Asst. A.D. - Academic & Career Counseling
 Glenn Quick - Asst. A.D. - Academic & Career Counseling
 Shanda Hayden - Asst. A.D. - Academic & Career Counseling
 Phil Lowcock, Ph.D. - Dir. of International Student-Athlete Support
 Laura Jacobsen - Assoc. Dir., Academic & Career Counseling
 JR Pulido - Senior Assoc. Dir. of Academic & Career Counseling
 Nic Anguiano - Assistant Learning Specialist
 Stephanie Mahal - Asst. A.D. - Learning Services
 Michelle Robinson - Director, Tutoring Program
 Cote Smith - Assoc. Director Tutoring Program
 Joni Johnson - Associate Director - Tutoring Program
 Denesha McCuin - Assoc. Dir. - Academic & Career Counseling
 Jacey Krehbiel - Assistant Learning Specialist
 Madi Steinbrock - Program Assistant
 Ashley Scott - Program Assistant

BOOTH FAMILY HALL OF ATHLETICS

Abbi Craig - Director of the Booth Family Hall of Athletics

BUSINESS OFFICE

JoAnn Zerr - Director, Business Operations
 Craig Busboom - Business Operations Supervisor
 Nichole Webster - Accounts Payable Coordinator
 Joe Morgison - Travel Accounting Specialist
 Lisa Baker - Accountant
 Naomi Myers - Business Office Specialist

COMPLIANCE AND STUDENT SERVICES

David Reed - Sr. Assoc. A.D. - Compliance & Student Services
 Paul Pierce II - Assistant A.D. - Compliance
 Angie Cretors - Assistant A.D. - Compliance
 Beth Swank - Assistant A.D. - Student Services
 Francie Boyer - Director of Compliance
 Alex Reid - Associate Compliance Director
 Colin Becker - Assistant Compliance Director
 Hayden Walker - Compliance Coordinator
 McKayla Nelson - Compliance Specialist

EQUIPMENT

Larry Hare - Assistant A.D. - Equipment Services
 Demetrius Daniels - Equipment Manager
 Blake Kuenzi - Assoc. Dir., Head Football Equipment Manager

FACILITIES AND EVENTS

Brad Nachtigal - Assoc. A.D. - Operations/Capital Projects/I.T.
 Casey Cook - Assistant A.D. - Events
 Jay Ellis - Assistant A.D. - Facilities
 Robby Jeffries - Operations Coordinator
 D.W. Acker - Graphic Designer Specialist
 Timothy Hurd - Facility Supervisor
 Jason Ramirez - Facility Supervisor
 Joe Miller - Custodial Supervisor
 Therese VanderPutten - Graduate Assistant

HUMAN RESOURCES/PAYROLL

Frank Reeb - Asst. Athletics Director - Human Resources
 Krissy Dye - Assoc. Director of Human Resources/Payroll
 Christa Jacelone - Assistant Director of Human Resources
 Kathy Frederickson - Mail Services Manager

INFORMATION SYSTEMS

Brad Bieker - I.T. Director
 Sara Sidebottom - I.T. Help Desk Manager
 Robert Dercher - I.T. Help Desk Technician

MARKETING AND FAN EXPERIENCE

J.T. Geren - Assoc. A.D., Marketing & Video Services
 Chris Lansdell - Senior Director of Marketing
 Jeda Leland - Director - Marketing & Advertising
 Alexa Mealy - Assoc. Director of Marketing & Fan Experience
 Emma Hooi - Graduate Asst. of Marketing & Fan Experience
 Devin Hager - Graduate Asst. of Marketing & Fan Experience
 Lorretta Zachary - Administrative Assistant (Donations)

ROCK CHALK VIDEO

Mike Lickert - Asst. Athletics Director - Broadcast Services
 Douglas Shepperd - Assoc. Director, Video Services
 Curtis Lorenz - Senior Producer
 Ridge Barber - Video Production/Director
 Tim Cornell - Video Production Specialist
 Connor Lowry - Video Services Specialist
 Andrea Woods - Video Production Specialist
 Andy Leslie - Technical Services Manager

SALES AND SERVICE

Charlie Arviso - Assoc. A.D., Annual Fund, Sales and Stewardship
 Peter Loughhead - Coordinator, Database Marketing & Analytics
 Richard Floersch - Team Leader of Ticket Services & Retention
 Dustin Stafford - Senior Annual Fund Stewardship Officer
 Kyle Zerr - Senior Annual Fund Stewardship Officer
 Josh Windholz - Senior Annual Fund Stewardship Officer
 Natalie Terwilliger - Annual Fund Stewardship Officer
 Jason Matteson - Annual Fund Officer
 Quinn Beard - Annual Fund Officer
 Evan Booker - Annual Fund Officer
 Jordan Henderson - Annual Fund Officer

KANSAS TEAM HEALTH: SPORTS MEDICINE

Larry Magee, MD - Head Team Physician - Primary
 Jeffery Randall, MD - Head Team Physician - Orthopedic
 Luis Salazar, MD - Assistant Team Physician - Primary Care
 Polly Sheridan-Young, PA-C - Team Physician Assistant
 Brian Conway - Senior Administrator
 Bill Cowgill, MEd, ATC, LAT - Associate Director - Sports Medicine
 Trent Carter - Head Football Athletic Trainer
 Ken Wainwright, MS, ATC, LAT - Certified Athletic Trainer
 Ann Wallace, MSE, ATC, LAT - Certified Athletic Trainer
 Nicole Lowery, MS, ATC, LAT - Certified Athletic Trainer
 Jeffrey Bord - Certified Athletic Trainer
 Taylor Spencer - Certified Athletic Trainer
 Emily Calder - Certified Athletic Trainer
 Danielle Meyer - Certified Athletic Trainer

Allison Florentino, MS, ATC, LAT - Certified Athletic Trainer
 Emily Bedy, MEd, ATC, LAT - Certified Athletic Trainer
 Jacob Fouts - Certified Athletic Trainer
 Madison Corona - Certified Athletic Trainer
 John Michel - Certified Athletic Trainer
 Leann McConnell, MS, LAT, ATC - Certified Athletic Trainer
 Travis Pepper - Certified Athletic Trainer
 Jace Puckett, MS, LAT - Certified Athletic Trainer
 Jordan Stiers, MS, ATC, LAT, PES - Certified Athletic Trainer
 Samantha Thomas, MS, LAT, ATC - Certified Athletic Trainer
 Kristie Baumchen, LMSW, LMAC - Student-Athlete Wellness Coordinator
 Natasha Hansen, MS, RD, LD - Director of Performance Nutrition
 Jessica Provost - Assistant Dietitian
 Stacey Potter - Assistant Dietitian
 Luke Bradford - Director - Sports Performance
 Ben Iannacchione - Director - Sports Performance
 Ramsey Nijem - Director - Sports Performance
 John Baumann - Assistant Sports Performance Coach
 Janie Kearl - Assistant Sports Performance Coach
 Stryder Blackburn - Sport's Performance Coach
 Sesely Omli - Sports Performance Special Assistant
 Lance Barilow - Assoc. Director of Strength & Conditioning
 Tarik Muse - Assistant Sports Performance Coach
 John Shaw - Assistant Sports Performance Coach
 Stewart Young - Assistant Sports Performance Coach
 Endurance Crosby - Graduate Assistant Performance Coach

STUDENT-ATHLETE DEVELOPMENT

Jane Widger Fulton - Sr. Assoc. A.D. for S-A Development
 Scott Ward, Ph.D. - Assoc. A.D. - S-A Development
 George Midgett - Dir. of Student-Athlete Development/
 Leadership & Outreach
 Ben Wilson - Dir. of Student-Athlete Development
 Cheryl Harrod - Coordinator of Special Events
 Nina Khmelnitckaia - Graduate Assistant

TICKET OFFICE

Scott Hahn - Assistant Athletics Director - Ticket Operations
 Spencer Smith - Director of Ticket Operations
 Matt Geller - Asst. Director - Computer & Ticket Operations
 Kim Miller - Asst. Director - Ticket Office Business Operations

TRADEMARK LICENSING

Paul Vander Tuig - Assistant A.D. for Trademark Licensing

WILLIAMS EDUCATION FUND/ ATHLETICS DEVELOPMENT

Ryan White - Senior Assoc. Athletics Director - Development
 Jennifer Berquist - Associate A.D. - Development
 Jamie Hays Szalc - Associate A.D. - Development
 Greg Gurley - Assistant Athletics Director - Major Gifts
 Daniel Heflin - Assistant Athletics Director - Major Gifts
 Pat Henderson - Asst. Athletics Director - Major Gifts
 Candace Dunback - Senior Director of K Club
 Andrea Norris - Dir. of Donor Hospitality, Events
 and Stewardship
 Mary Carpenter - Associate Director
 Jeanna McCabe - Gift Processing Specialist
 Patty Corker - Administrative Assistant

THE JAYHAWK EXPERIENCE (TOURS & EVENT BOOKING)

Shannon Corrigan - General Manager
 Jennifer Torrez - Event Sales Manager

2020-21 KANSAS BASKETBALL NCAA COMPLIANCE

As a fan of KU Athletics, it is important to become familiar with NCAA, Big 12 and Kansas Athletics Compliance rules. Please review the following information as a brief guide to NCAA compliance and feel free to contact our office at any time. We appreciate your support and cooperation. Rock Chalk Jayhawk!

BOOSTER DEFINED

A booster is any individual, independent agency, corporate entity (e.g., apparel or equipment manufacturer), or other organization that is known to:

- Hold, or have ever held, season tickets for any sport with Kansas Athletics;
- Have participated in, or to be a member of, an agency or organization promoting any Kansas Athletics program (e.g., University of Kansas Alumni Association, K Club, sport booster groups, etc.);
- Have made financial contributions to the athletics department or to an athletics booster organization of that institution (e.g. Hardwood Club or any sport-specific booster groups);
- Be assisting, or to have assisted in, providing benefits to enrolled student-athletes or their families, which would trigger booster status under NCAA rules. These benefits include, but are not limited to, financial assistance, use of a car, use of a cell phone, etc.;
- Provide allowable benefits (e.g., summer jobs) to enrolled student-athletes; or
- Promote Kansas Athletics in any way.

*This list is not exhaustive. Please contact the Kansas Athletics Compliance Office if you have any questions about your possible status as a booster. Once an individual or entity is deemed to be a booster it carries that status forever.

EXTRA BENEFITS

An extra benefit is any special gift or arrangement provided to a student-athlete, or student-athlete's friends or family members which is not available to the general KU student body or the general public. Should a prospective student-athlete or current student-athlete receive an extra benefit, they will be ineligible for competition.

IMPERMISSIBLE EXTRA BENEFITS EXAMPLES (THIS IS NOT AN EXHAUSTIVE LIST):

For Prospective and Current Student-Athletes:

- Cash or loans or the co-signing of loans
- Assistance with paying bills, rent or mortgages
- Use of an automobile or any other transportation
- Entertainment of admission to an event (e.g. movies, athletic events, banquets, clubs, special events/parties, concerts, etc.)
- Gifts of any kind, including those on special occasions such as birthdays, religious holidays, graduation, etc.
- Free or reduced-cost services, rentals, or purchases of any type (e.g. meals, drinks, clothing, laundry, haircuts, legal fees, tattoos, golf, car services, etc.)
- Free or reduced-cost housing for any length of time
- Use of your telephone or credit card
- Providing a meal or paying for a meal at a public location
- Academic assistance of any kind (e.g., tutoring, editing papers/projects, assistance in completing class work, use of computer, etc.)

PROSPECTIVE STUDENT-ATHLETES

A prospective student-athlete is anyone who has entered the ninth grade. Impermissible activities with a prospective student-athlete include:

- Having any type of recruiting communication including conversations, social media messages and letters.
- Conducting any evaluation of their ability on behalf of the Kansas coaching staff or providing evaluations to the Kansas coaching staffs.
- Contacting the prospective student-athlete. Getting involved in recruiting activities without consent from the Compliance Office could jeopardize the eligibility of the prospective student-athlete.

RECRUITING INDUCEMENT

A recruiting inducement under NCAA rules is any special gift or arrangement provided to a prospective student-athlete that is not available to the general population. The arrangement of such a benefit would be considered an improper inducement to encourage the eventual enrollment of a prospective student-athlete.

Kansas Athletics is responsible for the actions of its boosters and fans and is always available to answer any questions regarding permissible recruiting activities.

EMPLOYMENT OF A STUDENT-ATHLETE

Employment of a student-athlete is permissible, provided all six of the following conditions are met:

1. Student-athlete is only paid for the work actually performed;
2. Student-athlete is paid at the rate commensurate with the going rate in that locale for similar services;
3. Student-athlete may not be compensated in any manner for any value or utility that he or she may have for an employer because of any publicity, reputation, fame, or personal following that he/she may have because of his or her athletics ability;
4. Student-athletes must register all jobs during the academic year and the summer by completing the Student-Athlete Employment Form and returning it to the Athletics Compliance Office prior to beginning work;
5. Proof of earnings is required and all student-athletes must submit a pay stub at the end of their employment. All paperwork must be submitted along with a verification of earnings; and
6. Employers MUST confirm their employment of Kansas Athletics student-athletes prior to the student-athletes' employment.

PROMOTIONAL ACTIVITIES – STUDENT-ATHLETES

- Student-athletes are not eligible for participation in intercollegiate athletics if he/she accepts compensation, or permits the use of his/her name or pictures to promote a commercial enterprise.
- A student-athlete's name or picture may not be used to advertise, recommend, or promote directly the sale or use of a commercial product or service of any kind.
- If a student-athlete's name or picture appears on commercial items (t-shirts, playing cards, posters, photographs, etc.) or is used to promote a commercial product without the student-athlete's knowledge or permission, the student-athlete and the institution are required to take steps to stop such an activity in order to maintain the student-athlete's eligibility.

GAMBLING ACTIVITIES

NCAA rules prohibit student-athletes and athletic department staff members from participating in any sports gambling activity or providing information concerning competitions to individuals involved in organized gambling activities. Additionally, it is a violation of federal law for boosters, student-athletes, or staff members to tamper with the outcome of a collegiate contest. Please do not ask any student-athletes or staff members for information regarding student-athlete performance/injuries.

NCAA RULES

Top 10 Things Fans & Friends of Kansas Athletics Should Know About NCAA Rules:

1. You should always report any suspected or known violations to the Compliance Office immediately.
2. The NCAA holds Kansas Athletics accountable for the actions of its fans and supporters. If you are involved with NCAA violations (known or unknown), Kansas may have to forfeit games, entire seasons, scholarships, recruiting opportunities, or may be prohibited from participating in the postseason.
3. You may send information about prospects to Kansas Athletics coaching staff members.
4. You may continue established relationships with friends and neighbors whose children are prospects or student-athletes. The relationship must pre-date high school and is not based on his/her status as an athlete (this must be registered in advance with the Compliance Office).
5. You may not be involved in recruiting prospective student-athletes on behalf of Kansas Athletics. A prospective student-athlete is a student who has started classes for the ninth grade.
6. You may not become involved in arranging for a prospect, a Kansas student-athlete, or a Kansas student-athlete's friends or family to receive money or financial assistance of any kind.
7. You may not provide transportation to a prospect, student-athlete or their friends and family.
8. You cannot spend funds to entertain prospects, student-athletes or their friends and family or provide them with any other extra benefit.
9. You may not use a photo or name of a student-athlete for commercial purposes or sell student-athlete memorabilia.
10. Always ask before you act!

FOR SPECIFIC NCAA RULE INTERPRETATIONS, PLEASE CONTACT THE ATHLETIC COMPLIANCE OFFICE:

Kansas Athletics Compliance Office
1651 Naismith Drive
Lawrence, KS 66045

Phone (785) 864-4200
Fax (785) 864-5289
Email compliance@ku.edu

Follow us on Twitter @JayhawkComply and like us on Facebook at Kansas Athletics Compliance.



UNIVERSITY OF KANSAS
CONFERENCE
CHAMPION



**2019-20
IN REVIEW**

2020-21 KANSAS BASKETBALL

2019-20 HIGHLIGHTS

KANSAS IN THE BIG 12/NCAA

2019-20 NCAA; Big 12

TEAM

	NCAA	Big 12
W-L%	.903	4th 1st
SCORING	74.6	87th 1st
SCORING DEFENSE	60.7	9th 2nd
SCORING MARGIN	+13.9	6th 1st
REBOUNDING	38.6	42nd 2nd
REBOUNDING MARGIN	+6.6	18th 2nd
ASSISTS	13.9	101st 3rd
ASSIST-TO-RATIO	1.09	102nd 3rd
TURNOVER MARGIN	+0.4	156th 8th
STEALS	7.6	63rd 5th
BLOCKED SHOTS	4.7	27th 2nd
FG%	48.4	9th 1st
FG% DEF.	37.7	3rd 1st
3FG MADE	6.4	- 8th
3FG%	34.4	116th 4th
3FG% DEF.	30.5	51st 3rd
FT%	66.7	- 7th

INDIVIDUAL (ALL GAMES)

SCORING

Devon Dotson	18.1	75th	1st
--------------	------	------	-----

FIELD GOAL PERCENTAGE (MIN. 5 MADE PER GAME)

Udoka Azubuike	74.8	1st	1st
Devon Dotson	46.8	128th	2nd

FREE THROW PERCENTAGE (MIN. 2.5 MADE PER GAME)

Devon Dotson	83.0	91st	6th
--------------	------	------	-----

STEALS

Devon Dotson	2.1	23rd	1st
Marcus Garrett	1.8	56th	5th

ASSISTS

Marcus Garrett	4.6	75th	1st
Devon Dotson	4.0	133rd	5th

ASSIST-TO-TURNOVER RATIO

Marcus Garrett	2.7	21st	1st
Devon Dotson	1.7	-	5th

BLOKED SHOTS

Udoka Azubuike	2.7	21st	1st
----------------	-----	------	-----

MINUTES PER GAME

Devon Dotson	34.9	95th	2nd
Ochai Agbaji	33.3	-	6th

DOUBLE-DOUBLES

Udoka Azubuike	15	19th	1st
----------------	----	------	-----

2019-20 BIG 12 STANDINGS

	W-L	W-L	%
Kansas	17 - 1	28 - 4	.903
Baylor	15 - 3	26 - 4	.867
Oklahoma	9 - 9	19 - 12	.613
Texas	9 - 9	19 - 12	.613
Texas Tech	9 - 9	18 - 3	.613
West Virginia	9 - 9	21 - 10	.581
TCU	7 - 11	16 - 16	.677
Oklahoma State	7 - 11	18 - 14	.500
Iowa State	5 - 13	12 - 20	.567
Kansas State	3 - 15	11 - 21	.344



220

CONSECUTIVE WEEKS
KANSAS HAS BEEN
RANKED IN THE
ASSOCIATED PRESS POLL,
WHICH IS THE LONGEST
STREAK IN THE COUNTRY



30

KANSAS' CONSENSUS
ALL-AMERICA FIRST
TEAM SELECTIONS,
WHICH LEADS NCAA
DIVISION I



19

CONSECUTIVE SEASONS
THAT KANSAS HAS WON
12 OR MORE
CONFERENCE GAMES -
A STREAK THAT LEADS
THE NATION



1. IN THE POLLS

Kansas ended the 2019-20 season ranked No. 1 in both the Associated Press and USA Today Coaches' polls. It marked the fourth time that KU finished No. 1 in the AP poll (2016, 2010, 1997) and the second time in the coaches' poll (2008).

In addition, Kansas ended at No. 2 in the NET rankings. The Jayhawks' strength of schedule was No. 1. Kansas was the only school with 12 Quadrant 1 wins. KU's 20 Q1 and Q2 combined wins were also more than any other school.

2. CONSENSUS ALL-AMERICA

Udoka Azubuike and Devon Dotson were both Consensus picks to the All-America Second Team.

Azubuike was also named one of five finalists for the 2020 Wooden Award. This is the fourth time in the last five seasons that a Jayhawk has

been named to the Men's Wooden Award All-American Squad. Azubuike led Division I in field goal percentage (74.8) and was also the only player in the Big 12 conference to average a double-double (13.7 ppg, 10.5 rpg).

Dotson led the Big 12 in points, averaging 18.1 ppg. He also led the conference in seals (2.1) and free throws made (142).

3. MAUI INVITATIONAL

Kansas won the 2019 Maui Invitational in Lahaina, Hawaii, giving KU its sixth-straight in-season tournament championship, a streak which began in 2014 (2014 Orlando Classic, 2015 Maui Invitational, 2016 CBE Classic, 2017 HoopHall Miami Invitational, 2018 NIT Season Tip-Off).

During the tournament, KU defeated Chaminade (93-63) and BYU (71-56)

to bring it to the championship against Dayton. The Jayhawks struck down the Flyers in overtime with a final score of 90-84.

4. LEAGUE ROAD WINS

Kansas' 9-0 record while on the road in conference play made it the second team in Big 12 history to go undefeated on the road in league play.

In addition to the success on the road, KU ended the season with a 16-game winning streak. The streak is the third-longest nationally heading into the 2020-21 season and the fifth-longest in the Bill Self era (since 2003-04).

5. BIG 12 PLAYER OF THE YEAR

After being recognized as the Big 12 Player of the Week three times during the 2019-20 season, Udoka Azubuike became the ninth



306
CONSECUTIVE
SELLOUTS IN ALLEN
FIELDHOUSE, THE
STREAK BEGAN IN
2001-02



62
CONFERENCE
REGULAR-SEASON
TITLES FOR KU,
THE MOST IN NCAA
DIVISION I HISTORY



2,302
ALL-TIME VICTORIES,
WHICH IS SECOND
MOST IN NCAA
DIVISION I HISTORY

34
KANSAS HAS LED ITS
CONFERENCE IN HOME
ATTENDANCE FOR
33-STRAIGHT SEASONS, A
STREAK WHICH STARTED IN
1986-87



2019-20 ACCOLADES

TEAM
No. 1 in Final Associated Press Poll
No. 1 in Final USA Today Coaches Poll
Big 12 Regular-Season Champion
NCAA.com Team of the Week (2.17.20)
Maui Jim Maui Invitational Champion
Preseason No. 3 in USA TODAY Coaches Poll
Preseason No. 3 in Associated Press Poll
Preseason No. 1 in Big 12 Conference Coaches' Poll

OCHAI AGBAJI
All-Big 12 Honorable Mention
Academic All-Big 12 Second Team

UDOKA AZUBUIKE
Consensus All-America Second Team
Senior CLASS Award All-American
Associated Press All-America Second Team
NABC All-America First Team
NABC Defensive Player of the Year
Wooden Award All-American
Wooden Award Finalist (1 of 5)
Naismith Trophy Finalist (1 of 4)
ESPN.com All-American First Team
USBWA All-America First Team
USBWA All-District VI
Bleacher Report All-America Second Team
Sporting News All-American Second Team
Big 12 Player of the Year (Coaches & AP)
All-Big 12 First Team (Coaches & AP)
Big 12 All-Defensive Team
Kareem Abdul-Jabbar Award Finalist (1 of 5)
Academic All-Big 12 First Team
NCAA.com Player of the Week (2.24.20)
Naismith Trophy Player of the Week (2.24.20)
3x Big 12 Player of the Week (1.27.20, 2.10.20, 2.24.20)
Oscar Robertson Trophy Midseason Watch List (1 of 12)
Senior CLASS Award Finalist (1 of 10)
Oscar Robertson Player of the Year Watch List
Maui Invitational Co-MVP & All-Tournament Team
NABC Player of the Year Watch List (1 of 20)
Preseason Associated Press All-America Honorable Mention
Preseason All-Big 12
Preseason Big 12 Player of the Year

CHRISTIAN BRAUN
Big 12 All-Freshman Team

DEVON DOTSON
Consensus All-America Second Team
Wooden Award All-American
Associated Press All-America Second Team
NABC All-America Second Team
Bob Cousy Award Finalist (1 of 5)
Sporting News All-America Second Team
ESPN.com All-American First Team
USBWA All-America Second Team
USBWA All-District VI
Bleacher Report All-America First Team
All-Big 12 First Team (Coaches & AP)
Naismith Trophy Semifinalist (1 of 10)
Oscar Robertson Trophy Midseason Watch List (1 of 12)
Wooden Award National Ballot
3x Big 12 Player of the Week (12.16.19, 12.2.19, 2.3.20)
Sporting News Midseason All-America Third Team
Maui Invitational Co-MVP & All-Tournament Team
NABC Player of the Year Watch List (1 of 20)
Preseason Associated Press
All-America Honorable Mention
Preseason All-Big 12

MARCUS GARRETT
Naismith Defensive Player of the Year
ESPN.com Defensive Player of the Year
USBWA All-District VI
Big 12 Defensive Player of the Year
All-Big 12 Second Team (AP)
All-Big 12 Third Team (Coaches)
Big 12 All-Defensive Team

DAVID McCORMACK
Academic All-Big 12 First Team

ISAIAH MOSS
Big 12 Newcomer of the Week (1.20.20)

Jayhawk to be named the Big 12's Player of the Year.

Azubuike led NCAA Division I in field goal percentage, shooting 74.8 from the field. In the Big 12, he was the only player to average a double-double (13.7 ppg, 10.5 rpg). He ended the regular season with 15 double-doubles.

6. CONFERENCE CHAMPIONS
The Jayhawks earned their 62nd regular-season conference title when they won the Big 12 Conference. KU clinched the title in the game against TCU on March 4. The 2019-20 Jayhawks went 17-1 in league play and had an overall record of 28-3.

The 62nd conference title is also KU's 15th in the last 16 seasons. Additionally, Kansas has the most regular-season conference championships in all of NCAA Division I history.

7. DEFENSIVE PLAYER OF THE YEAR
Junior guard Marcus Garrett was named the the Big 12 Conference Defensive Player of the Year.

Garrett ranked first in the Big 12 in assists (4.7) and assist-to-turnover ratio (2.7) and fourth in steals (1.8). In addition, he averaged 4.5 deflections per game, including 6.9 in his last nine outings for KU. Garrett also averaged 9.2 ppg and 4.5 rpg on the season.

2020-21 KANSAS BASKETBALL NON-RETURNING LETTERWINNERS



Udoka Azubuike

C / 7-0 / 255 / Delta, Nigeria / Potters Christian Academy (Fla.)

2019-20 Honors: Consensus All-America Second Team; Senior CLASS Award All-American; Associated Press All-America Second Team; NABC All-America First Team; NABC Defensive Player of the Year; Wooden Award All-American; Wooden Award Finalist (1 of 5); Naismith Trophy Finalist (1 of 4); ESPN.com All-American First Team; USBWA All-America First Team; USBWA All-District VI; Bleacher Report All-America Second Team; Sporting News All-American Second Team; Big 12 Player of the Year (Coaches & AP); All-Big 12 First Team (Coaches & AP); Big 12 All-Defensive Team; Kareem Abdul-Jabbar Award Finalist (1 of 5); Academic All-Big 12 First Team; NCAA.com Player of the Week (2.24.20); Naismith Trophy Player of the Week (2.24.20); 3x Big 12 Player of the Week (1.27.20, 2.10.20, 2.24.20); Oscar Robertson Trophy Midseason Watch List (1 of 12); Senior CLASS Award Finalist (1 of 10); Oscar Robertson Player of the Year Watch List; Maui Invitational Co-MVP & All-Tournament Team; NABC Player of the Year Watch List (1 of 20); Preseason Associated Press All-America Honorable Mention; Preseason All-Big 12; Preseason Big 12 Player of the Year.

CAREER STATISTICS

SEASON	GP	GS	MIN	AVG	FG	FGA	PCT	3FG	3FGA	PCT	FT	FTA	PCT	OFF	DEF	TOT	AVG	PF	FO	AST	TO	BLK	STL	PTS	AVG
2016-17	11	6	142	12.9	22	35	.629	0	0	.000	11	29	.379	13	35	48	4.4	31	0	2	15	18	2	55	5.0
2017-18	36	34	848	23.6	211	274	.770	0	0	.000	45	109	.413	87	165	252	7.0	108	4	24	63	60	20	467	13.0
2018-19	9	9	184	20.4	55	78	.705	0	0	.000	11	32	.344	20	41	61	6.8	26	1	5	18	14	4	121	13.4
2019-20	31	30	861	27.8	181	242	.748	0	0	.000	64	145	.441	107	217	324	10.5	75	1	29	76	80	15	426	13.7
TOTAL	87	79	2035	23.4	469	629	.746	0	0	.000	131	315	.416	227	458	685	7.9	240	6	60	172	172	41	1069	12.3



Silvio De Sousa

F / 6-9 / 245 / Luanda, Angola / IMG Academy (Fla.)

2019-20: Played in 18 games, averaging 8.4 minutes ... Tied a career high with three blocks vs. Kansas State (1/21) ... Set a season high with seven rebounds vs. Kansas City (12/14) ... Had a season-high 11 points with six rebounds vs. Monmouth (11/15).

CAREER STATISTICS

SEASON	GP	GS	MIN	AVG	FG	FGA	PCT	3FG	3FGA	PCT	FT	FTA	PCT	OFF	DEF	TOT	AVG	PF	FO	AST	TO	BLK	STL	PTS	AVG
2017-18	20	0	175	8.8	32	47	.681	0	0	.000	15	21	.714	33	41	74	3.7	33	0	4	18	3	1	79	4.0
2018-19																DNP									
2019-20	18	1	151	8.4	16	34	.471	2	3	.667	13	25	.520	21	30	51	2.8	32	0	2	17	15	2	47	2.6
TOTAL	38	1	326	8.6	48	81	.593	2	3	.667	28	46	.609	54	71	125	3.3	65	0	6	35	18	3	126	3.3



Devon Dotson

G / 6-2 / 185 / Charlotte, N.C. / Providence day School

2019-20 Honors: Consensus All-America Second Team; Wooden Award All-American; Associated Press All-America Second Team; NABC All-America Second Team; Bob Cousy Award Finalist (1 of 5); Sporting News All-America Second Team; ESPN.com All-American First Team; USBWA All-America Second Team; USBWA All-District VI; Bleacher Report All-America First Team; All-Big 12 First Team (Coaches & AP); Naismith Trophy Semifinalist (1 of 10); Oscar Robertson Trophy Midseason Watch List (1 of 12); Wooden Award National Ballot; 3x Big 12 Player of the Week (12.16.19, 12.2.19, 2.3.20); Sporting News Midseason All-America Third Team; Maui Invitational Co-MVP & All-Tournament Team; NABC Player of the Year Watch List (1 of 20); Preseason Associated Press; All-America Honorable Mention; Preseason All-Big 12.

CAREER STATISTICS

SEASON	GP	GS	MIN	AVG	FG	FGA	PCT	3FG	3FGA	PCT	FT	FTA	PCT	OFF	DEF	TOT	AVG	PF	FO	AST	TO	BLK	STL	PTS	AVG
2018-19	36	36	1168	32.4	147	305	.482	33	91	.363	115	147	.782	22	110	132	3.7	91	4	127	81	5	49	442	12.3
2019-20	30	30	1048	34.9	182	389	.468	38	123	.309	142	171	.830	17	105	122	4.1	54	0	120	73	3	63	544	18.1
TOTAL	66	66	2216	33.6	329	694	.474	71	214	.332	257	318	.808	39	215	254	3.8	145	4	247	154	8	112	986	14.9



2020-21 KANSAS BASKETBALL

NON-RETURNING LETTERWINNERS



Elijah Elliott

G / 6-3 / 185 / Southlake, Texas / Carroll Senior HS

2019-20: Appeared in nine games, including four in Big 12 play (vs. Kansas State, at Oklahoma State, vs. Oklahoma, vs. Iowa State) ... Had an assist vs. Kansas State (1/21) ... Scored two points vs. Kansas City (12/4) ... Drained a 3-pointer in scoring three points with one assist vs. Chaminade (11/25) ... Made his first appearance of the season and scored his first KU career points with two vs. Monmouth (11/15).

CAREER STATISTICS

SEASON	GP	GS	MIN	AVG	FG	FGA	PCT	3FG	3FGA	PCT	FT	FTA	PCT	OFF	DEF	TOT	AVG	PF	FO	AST	TO	BLK	STL	PTS	AVG
2019-20	9	0	22	2.4	3	4	.750	1	1	1.000	0	0	.000	1	0	1	0.1	3	0	3	2	0	0	7	0.8
TOTAL	9	0	22	2.4	3	4	.750	1	1	1.000	0	0	.000	1	0	1	0.1	3	0	3	2	0	0	7	0.8



Isaiah Moss

G / 6-5 / 208 / Chicago, Ill. / Simeon Career Academy / Iowa

Career Honors: Big 12 Newcomer of the Week (1.20.20)

2019-20: Started the last seven games and nine total in 2019-20 ... Played 25-plus minutes in his last nine games of the season ... Ranked 10th in the Big 12 in 3FG made (1.6) ... Led KU with 49 3FGs ... Made 3+ 3FGs in eight games with five against Big 12 foes, including 3-for-6 vs. Oklahoma State (2/24) ... Played a career-high 38 minutes for his first start at KU, scoring 20 points with 6-for-11 3FGs at Oklahoma (1/14) ... A graduate transfer from Iowa who started three seasons for the Hawkeyes ... Ended his career with 1,144 points.

CAREER STATISTICS (*AT IOWA)

SEASON	GP	GS	MIN	AVG	FG	FGA	PCT	3FG	3FGA	PCT	FT	FTA	PCT	OFF	DEF	TOT	AVG	PF	FO	AST	TO	BLK	STL	PTS	AVG
2016-17*	34	28	580	17.1	84	204	.412	29	81	.358	23	31	.742	9	46	55	1.6	42	1	29	36	13	19	220	6.5
2017-18*	33	33	798	24.2	129	307	.420	49	127	.386	58	66	.879	17	57	74	2.2	46	0	62	41	7	22	365	11.1
2018-19*	35	35	844	24.1	110	276	.399	48	114	.421	53	67	.791	22	78	100	2.9	55	0	62	49	7	32	321	9.2
2019-20	30	9	737	24.6	79	204	.387	49	141	.348	31	34	.912	9	59	68	2.3	38	0	18	24	1	14	238	7.9
TOTAL	132	105	2959	22.4	402	991	.406	175	463	.378	165	198	.833	57	240	297	2.3	181	1	171	150	28	87	1144	8.7

INDIVIDUAL LEADERS GAME-BY-GAME

OPPONENT	SCORE	W/L	POINTS	REBOUNDS	ASSISTS	STEALS	BLOCKS
vs. Duke (11/5)	66-68	L	17-Devon Dotson	13-David McCormack	5-Marcus Garrett	4-Ochai Agbaji	2-Tristan Enaruna
UNCG (11/8)	74-62	W	22-Devon Dotson	10-Udoka Azubuike	6-Devon Dotson	2-Ochai Agbaji	1-Silvio DeSousa Tristan Enaruna
MONMOUTH (11/15)	112-57	W	21-Isaiah Moss	11-David McCormack	4-David McCormack Devon Dotson	4-Devon Dotson	3-Udoka Azubuike
EAST TENNESSEE ST. (11/19)	75-63	W	21-Udoka Azubuike	7-Udoka Azubuike	6-Devon Dotson	4-Tristan Enaruna	4-Udoka Azubuike
vs. Chaminade (11/25)	93-63	W	19-Devon Dotson	7-Udoka Azubuike	7-Marcus Garrett	4-Marcus Garrett	2-Tristan Enaruna
vs. BYU (11/26)	71-56	W	16-David McCormack	10-Udoka Azubuike	8-Devon Dotson	2-Three Tied	1-Tristan Enaruna
vs. Dayton (11/27)	90-84	WOT	31-Devon Dotson	7-Marcus Garrett	4-Ochai Agbaji Devon Dotson	5-Devon Dotson	4-Udoka Azubuike
COLORADO (12/7)	72-58	W	20-Ochai Agbaji	12-Ochai Agbaji	6-Marcus Garrett Devon Dotson	4-Marcus Garrett	3-Udoka Azubuike
MILWAUKEE (12/10)	95-68	W	22-Devon Dotson Ochai Agbaji	17-Udoka Azubuike	9-Devon Dotson	2-Devon Dotson	1-Three Tied
KANSAS CITY (12/14)	98-57	W	28-David McCormack	7-Silvio De Sousa	4-Three Tied	3-Devon Dotson Marcus Garrett	3-Udoka Azubuike Silvio De Sousa
at Villanova (12/21)	55-56	L	15-Devon Dotson	11-Udoka Azubuike	4-Devon Dotson Ochai Agbaji	3-Ochai Agbaji	2-Udoka Azubuike
at Stanford (12/29)	72-56	W	17-Isaiah Moss	13-Udoka Azubuike	4-Marcus Garrett	4-Devon Dotson	1-Marcus Garrett
WEST VIRGINIA (1/4)	60-53	W	17-Udoka Azubuike	11-Udoka Azubuike	6-Marcus Garrett	4-Devon Dotson	6-Udoka Azubuike
at Iowa State (1/8)	79-53	W	20-Devon Dotson	7-Udoka Azubuike David McCormack	6-Devon Dotson	3-Devon Dotson	2-Silvio De Sousa
BAYLOR (1/11)	55-67	L	15-Isaiah Moss	11-Udoka Azubuike	4-Marcus Garrett	1-Three Tied	7-Udoka Azubuike
at Oklahoma (1/14)	66-52	W	20-Isaiah Moss	14-Udoka Azubuike	5-Marcus Garrett	1-Four Tied	3-Udoka Azubuike
at Texas (1/18)	66-57	W	21-Devon Dotson	9-Udoka Azubuike	7-Marcus Garrett	1-Devon Dotson Udoka Azubuike	1-Five Tied
KANSAS STATE (1/21)	81-60	W	20-Christian Braun	14-Udoka Azubuike	5-Marcus Garrett	3-Devon Dotson	4-Udoka Azubuike
TENNESSEE (1/25)	74-68	W	22-Devon Dotson	11-Udoka Azubuike	7-Devon Dotson	4-Marcus Garrett	4-Udoka Azubuike
at Oklahoma State (1/27)	65-50	W	16-Christian Braun	9-Christian Braun	9-Marcus Garrett	2-Christian Braun	5-Udoka Azubuike
TEXAS TECH (2/1)	78-75	W	21-Devon Dotson	8-Udoka Azubuike	3-Devon Dotson Marcus Garrett	3-Devon Dotson	3-David McCormack Marcus Garrett
TEXAS (2/3)	69-58	W	17-Udoka Azubuike	12-Udoka Azubuike	4-Marcus Garrett	4-Marcus Garrett	2-Udoka Azubuike
at TCU (2/8)	60-46	W	20-Udoka Azubuike	15-Udoka Azubuike	11-Devon Dotson	3-Devon Dotson Marcus Garrett	5-Udoka Azubuike
at West Virginia (2/12)	58-49	W	15-Devon Dotson	7-Udoka Azubuike Marcus Garrett	4-Marcus Garrett	5-Marcus Garrett	2-Udoka Azubuike
OKLAHOMA (2/15)	87-70	W	24-Marcus Garrett	17-Udoka Azubuike	7-Marcus Garrett	4-Marcus Garrett	4-Udoka Azubuike
IOWA STATE (2/17)	91-71	W	29-Devon Dotson	8-Marcus Garrett	6-Marcus Garrett	3-Marcus Garrett Devon Dotson	2-Udoka Azubuike
at Baylor (2/22)	64-61	W	23-Udoka Azubuike	19-Udoka Azubuike	7-Marcus Garrett	2-Marcus Garrett Devon Dotson	3-Udoka Azubuike
OKLAHOMA STATE (2/24)	83-58	W	19-Udoka Azubuike	16-Udoka Azubuike	7-Marcus Garrett	1-Three Tied	3-Udoka Azubuike
at Kansas State (2/29)	62-58	W	25-Devon Dotson	9-Udoka Azubuike	3-Marcus Garrett	2-David McCormack	1-Christian Braun Devon Dotson
TCU (3/4)	75-66	W	31-Udoka Azubuike	14-Udoka Azubuike	5-Marcus Garrett	4-Devon Dotson	5-Udoka Azubuike
at Texas Tech (3/7)	66-62	W	17-Devon Dotson	11-Udoka Azubuike	5-Devon Dotson	1-Four Tied	1-Udoka Azubuike



2020-21 KANSAS BASKETBALL

2019-20 OVERALL STATS

RECORD:	OVERALL	HOME	AWAY	NEUTRAL
ALL GAMES	28-3	15-1	10-1	3-1
CONFERENCE	17-1	8-1	9-0	0-0
NON-CONFERENCE	11-2	7-0	1-1	3-1

#	Player	gp-gs	min	avg	Total		3-Point		F-Throw		Rebounds				pf	dq	a	to	blk	stl	pts	avg			
					fg-fga	fg%	3fg-fga	3fg%	ft-fga	ft%	off	def	tot	avg											
01	Devon Dotson	30-30	1048	34.9	182-389	.468	38-123	.309	142-171	.830	17	105	122	4.1	54	0	120	73	3	63	544	18.1			
35	Udoka Azubuike	31-30	861	27.8	181-242	.748	0-0	.000	64-145	.441	107	217	324	10.5	75	1	29	76	80	15	426	13.7			
30	Ochai Agbaji	31-31	1033	33.3	115-269	.428	46-136	.338	33-49	.673	36	93	129	4.2	58	0	62	58	8	38	309	10.0			
00	Marcus Garrett	31-31	997	32.2	106-240	.442	17-52	.327	56-92	.609	18	122	140	4.5	73	0	144	54	8	56	285	9.2			
04	Isaiah Moss	30-9	737	24.6	79-204	.387	49-141	.348	31-34	.912	9	59	68	2.3	38	0	18	24	1	14	238	7.9			
33	David McCormack	29-18	423	14.6	81-153	.529	0-2	.000	39-48	.813	46	74	120	4.1	51	1	18	32	12	13	201	6.9			
02	Christian Braun	31-5	568	18.3	56-130	.431	32-72	.444	19-26	.731	21	69	90	2.9	41	0	15	13	7	21	163	5.3			
22	Silvio De Sousa	18-1	151	8.4	16-34	.471	2-3	.667	13-25	.520	21	30	51	2.8	32	0	2	17	15	2	47	2.6			
13	Tristan Enaruna	30-0	324	10.8	26-76	.342	8-31	.258	11-22	.500	18	47	65	2.2	22	0	19	28	10	14	71	2.4			
20	Michael Jankovich	10-0	27	2.7	3-7	.429	3-7	.429	3-4	.750	1	0	1	0.1	2	0	1	3	0	1	12	1.2			
05	Elijah Elliott	9-0	22	2.4	3-4	.750	1-1	1.000	0-0	.000	1	0	1	0.1	3	0	3	2	0	0	7	0.8			
12	Chris Teahan	12-0	32	2.7	3-9	.333	3-9	.333	0-0	.000	0	1	1	0.1	4	0	1	1	1	0	9	0.8			
10	Jalen Wilson	2-0	2	1.0	0-1	.000	0-1	.000	0-0	.000	0	0	0	0.0	1	0	0	1	0	0	0	0.0			
Team											38	46	84												14
Total.....		31	6225		851-1758	.484	199-578	.344	411-616	.667	333	863	1196	38.6	454	2	432	396	145	237	2312	74.6			
Opponents.....		31	6225		684-1815	.377	229-750	.305	285-423	.674	308	683	991	32.0	526	-	361	407	111	199	1882	60.7			

2019-20 BIG 12 STATS

RECORD:	OVERALL	HOME	AWAY	NEUTRAL
ALL GAMES	17-1	8-1	9-0	0-0
CONFERENCE	17-1	8-1	9-0	0-0
NON-CONFERENCE	0-0	0-0	0-0	0-0

#	Player	gp-gs	min	avg	Total		3-Point		F-Throw		Rebounds				pf	dq	a	to	blk	stl	pts	avg			
					fg-fga	fg%	3fg-fga	3fg%	ft-fga	ft%	off	def	tot	avg											
01	Devon Dotson	17-17	593	34.9	102-220	.464	23-70	.329	70-84	.833	8	63	71	4.2	36	0	58	39	3	34	297	17.5			
35	Udoka Azubuike	18-17	516	28.7	104-146	.712	0-0	.000	44-90	.489	72	136	208	11.6	42	0	12	47	54	6	252	14.0			
00	Marcus Garrett	18-18	618	34.3	63-152	.414	10-32	.313	33-58	.569	12	74	86	4.8	40	0	91	36	5	32	169	9.4			
30	Ochai Agbaji	18-18	595	33.1	57-147	.388	19-68	.279	21-30	.700	23	48	71	3.9	31	0	29	32	5	15	154	8.6			
04	Isaiah Moss	18-8	470	26.1	50-134	.373	29-90	.322	20-21	.952	6	42	48	2.7	23	0	11	14	0	8	149	8.3			
02	Christian Braun	18-5	398	22.1	37-82	.451	23-46	.500	17-19	.895	12	50	62	3.4	27	0	8	6	4	14	114	6.3			
33	David McCormack	17-7	219	12.9	36-78	.462	0-1	.000	24-26	.923	26	35	61	3.6	33	1	8	15	9	5	96	5.6			
13	Tristan Enaruna	17-0	123	7.2	8-28	.286	2-11	.182	5-11	.455	10	15	25	1.5	7	0	2	11	2	7	23	1.4			
20	Michael Jankovich	4-0	11	2.8	1-3	.333	1-3	.333	1-2	.500	1	0	1	0.3	0	0	0	1	0	0	4	1.0			
22	Silvio De Sousa	6-0	37	6.2	2-3	.667	0-0	.000	0-2	.000	5	11	16	2.7	9	0	0	4	6	0	4	0.7			
12	Chris Teahan	6-0	13	2.2	1-4	.250	1-4	.250	0-0	.000	0	1	1	0.2	1	0	0	1	1	0	3	0.5			
05	Elijah Elliott	4-0	7	1.8	0-0	.000	0-0	.000	0-0	.000	0	0	0	0.0	1	0	1	1	0	0	0	0.0			
Team											21	22	43												10
Total.....		18	3600		461-997	.462	108-325	.332	235-343	.685	196	497	693	38.5	250	1	220	217	89	121	1265	70.3			
Opponents.....		18	3600		394-1057	.373	123-393	.313	155-236	.657	191	394	585	32.5	291	-	202	200	79	112	1066	59.2			

GAME-BY-GAME COMPARISONS

Opponent	1st	2nd	Score	Mar	Total FG	FG Pct	3-Pointers	3FG Pct	Free Throws	FT Pct	Rebounds	Mar	Assist	TOver	Block	Steal	Fouls
vs. Duke (11/5)	30/33	36/35	66-68	(2)	23-50/23-64	.460/.359	4-9/8-24	.444/.333	16-26/14-23	.615/.609	40/30	+10	13/12	28/16	5/3	11/11	20/17
UNCG (11/8)	36/32	38/30	74-62	+12	27-59/24-62	.458/.387	10-26/8-31	.385/.258	10-19/6-13	.526/.462	42/35	+7	15/11	10/9	2/3	5/5	12/18
MONMOUTH (11/15)	59/21	53/36	112-57	+55	37-66/18-60	.561/.300	14-30/4-22	.467/.182	24-31/17-23	.774/.739	43/34	+9	22/10	7/15	5/3	11/4	20/24
ETSU (11/19)	43/31	32/32	75-63	+12	30-54/23-60	.556/.383	1-14/9-30	.071/.300	14-18/8-15	.778/.533	32/33	(1)	19/12	15/16	8/4	14/11	16/19
vs. Chaminade (11/25)	47/27	46/36	93-63	+30	38-69/23-50	.551/.460	12-29/7-21	.414/.333	5-11/10-14	.455/.714	33/28	+5	17/13	14/27	3/0	11/8	16/14
vs. BYU (11/26)	29/27	42/29	71-56	+15	29-61/22-54	.475/.407	4-18/9-33	.222/.273	9-15/3-4	.600/.750	35/32	+3	18/14	12/20	1/1	9/5	10/17
vs. Dayton (11/27)	36/37	37/36	90-84	+6	33-59/27-62	.559/.435	4-11/16-33	.364/.485	20-28/14-19	.714/.737	38/30	+8	12/19	11/14	5/5	7/6	20/25
COLORADO (12/7)	34/22	38/36	72-58	+14	27-51/18-60	.529/.300	6-13/7-34	.462/.206	12-19/15-21	.632/.714	39/36	+3	14/7	21/17	4/0	9/11	19/15
MILWAUKEE (12/10)	52/27	43/41	95-68	+27	32-59/24-66	.542/.364	12-28/7-35	.429/.200	19-27/13-15	.704/.867	45/27	+18	23/12	12/8	3/3	5/3	15/20
KANSAS CITY (12/14)	43/24	55/33	98-57	+41	38-66/22-52	.576/.423	8-23/9-18	.348/.500	14-18/4-6	.778/.667	39/24	+15	20/11	10/22	9/0	10/5	10/13
at Villanova (12/21)	23/23	32/33	55-56	(1)	24-55/22-63	.436/.349	3-13/10-41	.231/.244	4-10/2-2	.400/1.000	41/36	+5	14/14	12/9	5/0	6/6	12/14
at Stanford (12/29)	28/18	44/38	72-56	+16	27-58/19-50	.466/.380	9-22/6-20	.409/.300	9-18/12-16	.500/.750	44/25	+19	13/10	21/19	1/3	9/10	18/16
WEST VIRGINIA (1/4)	24/30	36/23	60-53	+7	19-47/19-59	.404/.322	3-17/3-14	.176/.214	19-30/12-22	.633/.545	30/44	(14)	11/7	14/16	7/4	10/5	19/18
at Iowa State (1/8)	46/26	33/27	79-53	+26	28-54/20-58	.519/.345	10-19/8-28	.526/.286	13-17/5-9	.765/.556	37/30	+7	16/14	12/12	2/4	10/9	13/12
BAYLOR (1/11)	24/37	31/30	55-67	(12)	20-51/27-60	.392/.450	4-15/8-19	.267/.421	11-14/5-7	.786/.714	34/31	+3	9/13	14/5	10/2	3/9	10/16
at Oklahoma (1/14)	28/27	38/25	66-52	+14	25-57/19-62	.439/.306	8-19/8-29	.421/.276	8-14/6-9	.571/.667	46/32	+14	12/10	11/5	4/5	4/6	11/13
at Texas (1/18)	26/31	40/26	66-57	+9	25-53/23-57	.472/.404	2-10/6-20	.200/.300	14-21/5-9	.667/.556	40/29	+11	11/16	10/9	2/5	5/3	10/17
KANSAS STATE (1/21)	39/23	42/37	81-60	+21	30-65/23-58	.462/.397	9-26/8-22	.346/.364	12-17/6-13	.706/.462	43/34	+9	13/10	10/15	9/3	10/6	15/18
TENNESSEE (1/25)	37/30	37/38	74-68	+6	25-54/25-55	.463/.455	4-17/6-15	.235/.400	20-33/12-16	.606/.750	32/36	(4)	12/14	6/15	5/7	9/2	16/23
at Oklahoma St (1/27)	29/24	36/26	65-50	+15	21-54/18-64	.389/.281	11-33/2-18	.333/.111	12-15/12-16	.800/.750	40/41	(1)	15/9	10/7	8/3	3/6	15/14
TEXAS TECH (2/1)	44/35	34/40	78-75	+3	30-58/26-61	.517/.426	4-13/9-21	.308/.429	14-20/14-18	.700/.778	36/33	+3	10/12	10/9	9/5	5/7	14/17
TEXAS (2/3)	31/33	38/25	69-58	+11	25-52/23-61	.481/.377	2-12/4-24	.167/.167	17-24/8-10	.708/.800	42/29	+13	6/4	12/8	3/3	7/3	14/22
at TCU (2/8)	31/18	29/28	60-46	+14	24-58/19-54	.414/.352	4-13/5-22	.308/.227	8-13/3-9	.615/.333	44/31	+13	17/11	16/17	7/10	10/10	13/13
at West Virginia (2/12)	24/30	34/19	58-49	+9	20-45/19-60	.444/.317	4-14/4-17	.286/.235	14-21/7-11	.667/.636	27/38	(11)	8/10	13/19	4/3	13/7	13/16
OKLAHOMA (2/15)	41/32	46/38	87-70	+17	33-68/24-67	.485/.358	11-22/8-24	.500/.333	10-15/14-16	.667/.875	46/35	+11	17/12	10/9	6/5	4/4	13/10
IOWA STATE (2/17)	50/40	41/31	91-71	+20	34-60/27-63	.567/.429	12-27/11-23	.444/.478	11-18/6-11	.611/.545	39/28	+11	16/17	13/13	3/3	8/8	11/14
at Baylor (2/22)	34/31	30/30	64-61	+3	27-53/23-58	.509/.397	3-13/7-20	.231/.350	7-10/8-15	.700/.533	34/32	+2	13/14	12/10	4/5	5/9	19/16
OKLAHOMA ST (2/24)	35/25	48/33	83-58	+25	28-64/20-52	.438/.385	10-28/3-12	.357/.250	17-20/15-19	.850/.789	38/32	+6	16/8	10/13	4/9	3/4	15/19
at Kansas State (2/29)	35/34	27/24	62-58	+4	18-43/19-48	.419/.396	4-15/8-25	.267/.320	22-31/12-18	.710/.667	35/23	+12	9/10	16/12	1/3	8/7	18/22
TCU (3/4)	35/37	40/29	75-66	+9	29-54/22-53	.537/.415	3-12/13-29	.250/.448	14-23/9-11	.609/.818	36/27	+9	13/12	13/14	5/2	9/4	12/17
at Texas Tech (3/7)	32/24	34/38	66-62	+4	25-61/23-62	.410/.371	4-17/8-26	.235/.308	12-20/8-13	.600/.615	46/36	+10	8/13	11/7	1/5	4/5	15/17

Note: Game totals are displayed in the format KANSAS/OPPONENT for each category



2020-21 KANSAS BASKETBALL

2019-20 INDIVIDUAL SUPERLATIVES

CATEGORY	KANSAS	OPPONENT
Points Scored	31 by Udoka Azubuike vs. TCU (3.4.20) 31 by Devon Dotson vs. Dayton (11.27.19)	27 by Kristian Doolittle of Oklahoma (2.15.20)
Total Field Goals	13 by Udoka Azubuike vs. TCU (3.4.20)	9, 3x, last by Jericho Sims of Texas (1.18.20)
Total FGs Attempted	18 by Marcus Garrett vs. Oklahoma (2.15.20)	20 by Kristian Doolittle of Oklahoma (2.15.20)
Highest FG% (5 made)	100, 3x, last (6-6) by Udoka Azubuike vs. West Virginia (1.4.20)	88.9 (8-9) by Jericho Sims of Texas (2.3.20)
Highest FG% (10 made)	92.9 (13-14) by Udoka Azubuike vs. TCU (3.4.20)	-
3-Point Field Goals	6, 4x, last by Devon Dotson vs. Iowa State (2.17.20)	6 by Desmond Bane and Edric Dennis of TCU (3.4.20)
3-Pt. FGs Attempted	11 by Isaiah Moss vs. Oklahoma (1.14.20)	10, 7x, last by Desmond Bane and Edric Dennis of TCU (3.4.20)
3-Point FG% (min. 3 made)	100 (3-3) by Marcus Garrett vs. Kansas City (12.14.19)	75.0 (3-4) by Marvin Nesbitt Jr. & Maks Klanjscek of Kansas City (12.14.19)
Free Throws	10 by Devon Dotson vs. Colorado (12.7.19)	9 by Ray Salnave of Monmouth (11.15.19)
Free Throws Attempted	11 by Udoka Azubuike vs. Tennessee (1.25.20) 11 by Devon Dotson vs. Colorado (12.7.19)	10 by Oscar da Silva of Stanford (12.29.19) 10 by Ray Salnave of Monmouth (11.15.19)
Free Throw % (min. 5 made)	100.0, 10x, last (6-6) by Devon Dotson at TCU (3.4.20)	100.0 (5-5) by Obi Toppin of Dayton (11.27.19)
Offensive Rebounds	8 by Udoka Azubuike vs. TCU (3.4.20) 8 by Udoka Azubuike vs. Oklahoma State (2.24.20)	8 by Oscar Tshiebwe of West Virginia (1.4.20)
Defensive Rebounds	14 by Udoka Azubuike at Baylor (2.22.20)	10 by Kaleb Hunter of UNCG (11.8.19)
Total Rebounds	19 by Udoka Azubuike at Baylor (2.22.20)	17 by Oscar Tshiebwe of West Virginia (1.4.20)
Assists	11 by Devon Dotson at TCU (2.8.20)	8 by Brandon McKissic of Kansas City (12.14.19) 8 by Jalen Crutcher of Dayton (11.27.19)
Turnovers	6, 4x, last by Udoka Azubuike vs. Iowa State (2.17.20)	8 by Oscar da Silva of Stanford (12.30.19)
Blocked Shots	7 by Udoka Azubuike vs. Baylor (1.11.20)	5 by Kevin Samuel of TCU (2.8.20)
Steals	5 by Marcus Garrett at West Virginia (2.12.20) 5 by Devon Dotson vs. Dayton (11.27.19)	4 by Tyler Bey of Colorado (12.7.19)
Minutes Played (including OT)	45 by Devon Dotson & Ochai Agbaji vs. Dayton (11.27.19)	42 by Jalen Crutcher of Dayton (11.27.19)

2019-20 TEAM SUPERLATIVES

KANSAS HIGH	KANSAS LOW	CATEGORY	OPPONENT HIGH	OPPONENT LOW
112 vs. Monmouth (11.15.19)	55 vs. Baylor (1.11.20)	Points	84 by Dayton (11.27.19)	46 by TCU (2.8.20)
59 (1st) vs. Monmouth (11.15.19)	23 (1st) at Villanova (12.21.19)	Points/Half	41 (2nd) by Milwaukee (12.10.19)	18 (1st) by TCU (2.8.20) 18 (1st) by Stanford (12.29.19)
17 vs. Dayton (11.27.19)	-	Points/OT	11 by Dayton (11.27.19)	-
38 vs. Kansas City (12.14.19) 38 vs. Chaminade (11.25.19)	18 at Kansas State (2.29.20)	Field Goals	27, 3x, last by Iowa State (2.17.20)	18, 3x, last by Oklahoma State (1.27.20)
69 vs. Chaminade (11.25.19)	43 at Kansas State (2.29.20)	Field Goal Attempts	67 by Oklahoma (2.15.20)	48 by Kansas State (2.29.20)
57.6 (38-66) vs. Kansas City (12.14.19)	38.9 (21-54) at Oklahoma State (1.27.20)	Field Goal Percentage	46.0 (23-50) by Chaminade (11.25.19)	28.1 (18-64) by Oklahoma State (1.27.20)
14 vs. Monmouth (11.15.19)	1 vs. ETSU (11.20.19)	3-Point Field Goals	16 by Dayton (11.27.19)	2 by Oklahoma State (1.27.20)
33 at Oklahoma State (1.27.20)	9 vs. Duke (11.5.19)	3-Point Field Goal Attempts	41 by Villanova (12.21.19)	12 by Oklahoma State (2.24.20)
52.6 (10-19) at Iowa State (1.8.19)	7.1 (1-14) vs. ETSU (11.20.19)	3-Point Field Goal Percentage	50.0 (9-18) by Kansas City (12.14.19)	11.1 (2-18) by Oklahoma State (1.27.20)
24 vs. Monmouth (11.15.19)	4 at Villanova (12.21.19)	Free Throws Made	17 by Monmouth (11.15.19)	2 by Villanova (12.21.19)
33 vs. Tennessee (1.25.20)	10 at Baylor (2.22.20) 10 at Villanova (12.21.19)	Free Throw Attempts	23 by Monmouth (11.15.19) 23 by Duke (11.5.19)	2 by Villanova (12.21.19)
85.0 (17-20) vs. Oklahoma State (2.24.20)	40.0 (4-10) at Villanova (12.21.19)	Free Throw Percentage	100.0 (2-2) by Villanova (12.21.19)	33.3 (3-9) by TCU (2.8.20)
17 vs. Kansas State (1.21.20)	4 at West Virginia (2.12.20)	Offensive Rebounds	21 by West Virginia (1.4.20)	4 by Stanford (12.29.19)
35 vs. Oklahoma (1.14.20)	20 vs. Chaminade (11.25.19)	Defensive Rebounds	27 by Texas Tech (3.7.20) 27 by BYU (11.26.19)	14 by Kansas State (2.29.20)
46 at Oklahoma (2.15.20) 46 vs. Oklahoma (1.14.20)	27 at West Virginia (2.12.20)	Rebounds	44 by West Virginia (1.4.20)	23 by Kansas State (2.29.20)
20, 3x, last vs. Dayton (11.27.19)	10, 4x, last at Texas (1.18.20)	Fouls	25 by Dayton (11.27.19)	10 by Oklahoma (2.15.20)
1 vs. Baylor (2.22.20) 1 vs. Dayton (11.27.19)	0, 29x, last at Texas Tech (3.7.20)	DQs	1, 3x, last by Texas (2.3.20)	0, 28x, last by Texas Tech (3.7.20)
23 vs. Milwaukee (12.10.19)	6 vs. Texas (2.3.20)	Assists	19 by Dayton (11.27.19)	4 by Texas (2.3.20)
28 vs. Duke (11.5.19)	6 vs. Tennessee (1.25.20)	Turnovers	27 by Chaminade (11.25.19)	5 by Oklahoma (1.14.20) 5 by Baylor (1.11.20)
10 vs. Baylor (1.11.20)	1, 4x, last at Texas Tech (3.7.20)	Blocked Shots	10 by TCU (2.8.20)	0, 4x, last by Villanova (12.21.19)
14 ETSU (11.20.19)	3, 3x, last vs. Oklahoma State (2.24.20)	Steals	11, 3x, last by Colorado (12.7.19)	2 by Tennessee (1.25.20)

2020-21 KANSAS BASKETBALL

2019-20 BOX SCORES



1 #4/4 DUKE 68, #3/3 KANSAS 66

Nov. 5, 2019 | New York, N.Y. | Madison Square Garden

Official Basketball Box Score -- Game Totals -- Final Statistics
Kansas vs Duke
11/05/19 7:00 pm at New York, N.Y. (Madison Square Garden)

Kansas 66 • 0-1,0-0 Big 12

#	Player	Total		3-Ptr		Rebounds			PF	TP	A	TO	Blk	Stl	Min
		FG-FGA	FG-FGA	FT-FTA	Off	Def	Tot								
33	David McCormack	2-7	0-0	2-4	3	10	13	3	6	1	3	1	2	28	
35	Udoka Azubuike	3-4	0-0	2-3	1	7	8	4	8	4	4	1	0	29	
00	Marcus Garrett	5-13	0-0	2-4	1	4	5	3	12	5	2	1	2	36	
01	Devon Dotson	5-9	1-4	6-8	0	2	2	1	17	1	6	0	1	38	
30	Ochai Agbaji	6-10	2-3	1-3	2	4	6	3	15	2	5	0	4	39	
02	Christian Braun	0-1	0-0	0-0	0	0	0	2	0	0	0	0	0	4	
10	Jalen Wilson	0-1	0-1	0-0	0	0	0	1	0	0	1	0	0	2	
13	Tristan Enaruna	2-3	1-1	0-0	0	2	2	2	5	0	2	2	1	16	
22	Silvio DeSousa	0-2	0-0	3-4	3	1	4	1	3	0	3	0	1	8	
Team															
Totals		23-50	4-9	16-26	10	30	40	20	66	13	28	5	11	200	

FG % 1st Half: 10-19 52.6% 2nd half: 13-31 41.9% Game: 23-50 46.0%
 3FG % 1st Half: 2-4 50.0% 2nd half: 2-5 40.0% Game: 4-9 44.4%
 FT % 1st Half: 8-11 72.7% 2nd half: 8-15 53.3% Game: 16-26 61.5%

Duke 68 • 1-0,0-0 ACC

#	Player	Total		3-Ptr		Rebounds			PF	TP	A	TO	Blk	Stl	Min
		FG-FGA	FG-FGA	FT-FTA	Off	Def	Tot								
21	Matthew Hurt	4-12	3-7	0-0	1	1	2	3	11	0	2	0	0	24	
01	Vernon Carey	3-8	2-2	3-6	1	5	6	3	11	1	2	1	2	25	
02	Cassius Stanley	5-6	1-1	2-3	1	1	2	2	13	1	4	0	2	30	
03	Tre Jones	5-14	0-4	5-6	0	6	6	0	15	7	3	0	2	39	
14	Jordan Goldwire	0-1	0-1	0-0	0	0	0	0	1	0	0	0	0	13	
00	Wendell Moore	1-6	0-0	0-0	2	0	2	3	2	0	4	0	0	12	
10	Jordan Goldwire	1-4	0-0	2-5	3	1	4	4	4	0	1	0	1	14	
12	Javin DeLaurier	0-0	0-0	0-0	0	0	0	0	0	0	0	0	0	0	
13	Joey Baker	3-10	1-6	2-3	2	2	4	1	9	2	0	0	3	25	
15	Alex O'Connell	1-3	1-3	0-0	1	3	4	1	3	0	1	1	2	18	
Team															
Totals		23-64	8-24	14-23	11	19	30	17	68	12	16	3	11	200	

FG % 1st Half: 13-36 36.1% 2nd half: 10-28 35.7% Game: 23-64 35.9%
 3FG % 1st Half: 3-12 25.0% 2nd half: 5-12 41.7% Game: 8-24 33.3%
 FT % 1st Half: 4-8 50.0% 2nd half: 10-15 66.7% Game: 14-23 60.9%

Officials: Roger Ayers, Mike Roberts, Doug Simmons
 Technical fouls: Kansas-None. Duke-None.

Attendance: 19812
 State Farm Champions Classic

Score by periods	1st	2nd	Total
Kansas	30	36	66
Duke	33	35	68

	Points	In	Off	2nd	Fast	Bench
	KU	Paint	T/O	Chance	Break	
KU	38	18	1	17	8	8
DUKE	28	29	8	15	18	18

Last FG - KU 2nd-00:01, DUKE 2nd-01:34.
 Largest lead - KU by 9 2nd-14:35, DUKE by 5 1st-02:53.
 KU led for 15:24. DUKE led for 18:51. Game was tied for 05:15.
 Score tied - 10 times.
 Lead changed - 11 times.

2 #3/3 KANSAS 74, UNCG 62

Nov. 8, 2019 | Lawrence, Kan. | Allen Fieldhouse



Official Basketball Box Score -- Game Totals -- Final Statistics
UNC Greensboro vs Kansas
11/08/19 8:00 pm at Lawrence, Kan. (Allen Fieldhouse)

UNC Greensboro 62 • 1-1,0-0 SoCon

#	Player	Total		3-Ptr		Rebounds			PF	TP	A	TO	Blk	Stl	Min
		FG-FGA	FG-FGA	FT-FTA	Off	Def	Tot								
14	Kyrin Galloway	1-7	1-6	0-0	1	3	4	2	3	1	1	1	1	23	
21	James Dickey	3-4	0-0	0-0	2	1	3	4	6	3	4	1	0	29	
01	Isaiah Miller	7-18	2-6	3-4	1	3	4	4	19	1	1	0	0	24	
02	Malik Massey	0-7	0-5	0-0	0	0	0	2	0	1	1	1	0	25	
44	Kaleb Hunter	7-10	1-1	2-4	2	10	12	0	17	0	1	0	2	30	
00	Keyshaun Langley	1-5	0-4	0-0	0	1	1	3	2	3	0	0	0	19	
04	Mohammad Abdulsalam	0-0	0-0	1-2	2	1	3	1	1	1	0	0	0	8	
11	Michael Hueil Jr.	2-5	2-5	0-0	0	2	2	1	6	1	0	0	0	17	
13	Angelo Allegrri	1-3	1-3	0-0	0	1	1	0	3	0	1	0	1	18	
33	Bas Leyte	2-3	1-1	0-0	0	2	2	1	5	0	0	0	1	7	
Team															
Totals		24-62	8-31	6-13	10	25	35	18	62	11	9	3	5	200	

FG % 1st Half: 13-36 36.1% 2nd half: 11-26 42.3% Game: 24-62 38.7%
 3FG % 1st Half: 5-19 26.3% 2nd half: 3-12 25.0% Game: 8-31 25.8%
 FT % 1st Half: 1-5 20.0% 2nd half: 5-8 62.5% Game: 6-13 46.2%

Kansas 74 • 1-1,0-0 Big 12

#	Player	Total		3-Ptr		Rebounds			PF	TP	A	TO	Blk	Stl	Min
		FG-FGA	FG-FGA	FT-FTA	Off	Def	Tot								
33	David McCormack	1-2	0-0	0-0	2	2	4	0	2	0	1	0	0	11	
35	Udoka Azubuike	5-8	0-0	0-4	4	6	10	1	10	0	1	0	1	28	
00	Marcus Garrett	4-8	2-4	0-2	1	3	4	4	10	5	2	0	1	38	
01	Devon Dotson	6-14	2-5	8-8	1	7	8	2	22	6	1	0	1	36	
30	Ochai Agbaji	5-11	3-8	0-0	0	4	4	1	13	2	3	0	2	35	
02	Christian Braun	0-1	0-1	0-0	0	0	0	0	0	0	1	0	0	2	
04	Isaiah Moss	3-7	2-6	0-0	0	3	3	2	8	0	0	0	0	25	
10	Jalen Wilson	0-0	0-0	0-0	0	0	0	0	0	0	0	0	0	0	
13	Tristan Enaruna	3-5	1-2	2-3	1	4	5	2	9	2	1	1	0	19	
22	Silvio De Sousa	0-3	0-0	0-0	1	1	2	0	0	0	0	1	0	6	
Team															
Totals		27-59	10-26	10-19	11	31	42	12	74	15	10	2	5	200	

FG % 1st Half: 12-29 41.4% 2nd half: 15-30 50.0% Game: 27-59 45.8%
 3FG % 1st Half: 5-14 35.7% 2nd half: 5-12 41.7% Game: 10-26 38.5%
 FT % 1st Half: 7-16 43.8% 2nd half: 3-8 100.0% Game: 10-19 52.6%

Officials: Chance Moore, Kelly Self, Gary Maxwell
 Technical fouls: UNC Greensboro-None. Kansas-None.
 Attendance: 16300

Score by periods	1st	2nd	Total
UNC Greensboro	32	30	62
Kansas	36	38	74

3 #5/3 KANSAS 112, MONMOUTH 57

Nov. 15, 2019 | Lawrence, Kan. | Allen Fieldhouse



Official Basketball Box Score -- Game Totals -- Final Statistics
Monmouth vs Kansas
11/15/19 7:00 pm at Lawrence, Kan. (Allen Fieldhouse)

Monmouth 57 • 1-3,0-0 MAAC

#	Player	Total		3-Ptr		Rebounds			PF	TP	A	TO	Blk	Stl	Min
		FG-FGA	FG-FGA	FT-FTA	Off	Def	Tot								
04	Mustapha Traore	1-4	0-0	0-0	0	2	2	1	2	0	1	0	1	14	
21	Nikkei Rutty	0-4	0-0	0-1	2	1	3	2	0	0	2	1	0	21	
03	Deion Hammond	7-16	3-10	0-0	0	2	2	3	17	1	3	0	0	27	
13	Marcus McClary	0-1	0-1	3-4	0	0	0	2	3	0	1	1	1	14	
25	Samuel Chaput	1-5	0-2	0-0	1	2	3	3	2	3	5	0	0	23	
00	Ray Salvane	1-10	0-2	9-10	5	5	3	11	3	1	1	0	0	21	
01	Gob Gabriel	1-3	0-1	1-2	1	1	2	0	3	1	0	0	0	13	
02	Melik Martin	0-4	0-1	0-0	0	1	1	1	0	0	1	0	0	16	
05	George Pappas	5-9	1-4	1-1	1	0	1	4	12	2	0	0	2	17	
10	Jarvis Vaughan	1-3	0-1	3-5	0	5	5	3	5	0	1	0	0	20	
44	Sam Ibiezugbe	1-1	0-0	0-0	1	2	3	2	2	0	0	0	0	14	
Team															
Totals		18-60	4-22	17-23	11	23	34	24	57	10	15	3	4	200	

FG % 1st Half: 6-26 23.1% 2nd half: 12-34 35.3% Game: 18-60 30.0%
 3FG % 1st Half: 3-11 27.3% 2nd half: 1-11 9.1% Game: 4-22 18.2%
 FT % 1st Half: 6-8 75.0% 2nd half: 11-15 73.3% Game: 17-23 73.9%

Kansas 112 • 2-1,0-0 Big 12

#	Player	Total		3-Ptr		Rebounds			PF	TP	A	TO	Blk	Stl	Min
		FG-FGA	FG-FGA	FT-FTA	Off	Def	Tot								
22	Silvio De Sousa	4-8	1-1	2-4	3	3	6	4	11	0	1	1	0	23	
35	Udoka Azubuike	5-5	0-0	2-4	2	6	8	1	12	1	0	3	1	23	
00	Marcus Garrett	1-4	0-1	0-0	0	4	4	0	2	3	1	0	1	26	
01	Devon Dotson	4-9	2-6												

2020-21 KANSAS BASKETBALL

2019-20 BOX SCORES

4 #4/5 KANSAS 75, EAST TENNESSEE STATE 63

Nov. 19, 2019 | Lawrence, Kan. | Allen Fieldhouse



Official Basketball Box Score -- Game Totals -- Final Statistics
ETSU vs Kansas
 11/19/19 7:00 pm at

ETSU 63 • 3-1,0-0 SoCon

##	Player	Total		3-Ptr		Rebounds		PF	TP	A	TO	Blk	Stl	Min
		FG-FGA	FG-FGA	FT-FTA	Off	Def	Tot							
11	Jeremy Rodriguez	r 2-5	0-0	0-1	4	6	10	4	4	1	1	0	2	27
25	Lucas N'Guessan	c 4-6	1-1	2-4	3	4	7	3	11	1	1	1	1	23
03	Bo Hodges	g 8-14	1-3	5-8	2	5	7	2	22	1	5	3	2	36
10	Patrick Good	g 2-10	2-10	0-0	0	3	3	2	6	0	2	0	3	30
15	Isaiah Tisdale	g 0-3	0-2	1-2	0	1	1	4	1	2	1	0	2	19
01	Tray Boyd III	g 3-11	3-10	0-0	0	1	1	0	9	3	2	0	0	25
05	Daivien Williamson	g 4-8	2-4	0-0	1	0	1	2	10	4	3	0	0	26
23	Vonnice Patterson	g 0-3	0-0	0-0	1	1	2	2	0	0	1	0	1	14
Team						0 1 1								
Totals		23-60	9-30	8-15	11	22	33	19	63	12	16	4	11	200

FG % 1st Half: 11-27 40.7% 2nd half: 12-33 36.4% Game: 23-60 38.3% Deadball Rebounds 4
 3FG % 1st Half: 3-11 27.3% 2nd half: 6-19 31.6% Game: 9-30 30.0%
 FT % 1st Half: 6-12 50.0% 2nd half: 2-3 66.7% Game: 8-15 53.3%

Kansas 75 • 3-1,0-0 Big 12

##	Player	Total		3-Ptr		Rebounds		PF	TP	A	TO	Blk	Stl	Min
		FG-FGA	FG-FGA	FT-FTA	Off	Def	Tot							
33	David McCormack	r 2-5	0-0	0-0	1	2	3	1	4	1	0	1	0	12
35	Udoka Azubuike	c 10-13	0-0	1-4	2	5	7	1	21	1	1	4	3	29
00	Marcus Garrett	g 4-6	0-2	5-6	1	5	6	3	13	3	3	0	3	34
01	Devon Dotson	g 6-12	1-5	6-6	0	3	3	3	19	6	4	0	1	35
30	Ochai Agbaji	g 2-8	0-4	0-0	1	2	3	2	4	2	2	0	1	34
02	Christian Braun	g 0-1	0-0	0-0	0	1	1	1	0	1	1	0	0	8
04	Isaiah Moss	g 0-2	0-2	2-2	0	1	1	0	2	1	2	0	1	17
13	Tristan Enaruna	g 2-3	0-1	0-0	0	4	4	2	4	4	1	0	4	23
22	Silvio De Sousa	g 4-4	0-0	0-0	0	1	1	3	8	0	1	3	1	8
Team						0 3 3								
Totals		30-54	1-14	14-18	5	27	32	16	75	19	15	8	14	200

FG % 1st Half: 19-30 63.3% 2nd half: 11-24 45.8% Game: 30-54 55.6% Deadball Rebounds 1,2
 3FG % 1st Half: 1-9 11.1% 2nd half: 0-5 0.0% Game: 1-14 7.1%
 FT % 1st Half: 4-6 66.7% 2nd half: 10-12 83.3% Game: 14-18 77.8%

Officials: Tony Padilla, Mike Roberts, James Breeding
 Technical fouls: ETSU-None, Kansas-None.

Attendance: 16,300

2019-20 Men's Basketball, Round: 0, ETSU vs Kansas, Played at Allen Fieldhouse

Score by periods	1st	2nd	Total
ETSU	31	32	63
Kansas	43	32	75

Points	In	Off	2nd	Fast	Bench
	Paint	T/O	Chance	Break	
ETSU	24	17	7	9	19
KU	54	24	6	21	14

Last FG - ETSU 2nd-00:56, KU 2nd-00:42.
 Largest lead - ETSU by 1 1st-17:32, KU by 18 1st-07:39.
 ETSU led for 00:36, KU led for 38:44. Game was tied for 00:40.

Score tied - 1 time.
 Lead changed - 2 times.



5 #4/5 KANSAS 93, CHAMINADE 63

Nov. 25, 2019 | Lahaina, Hawaii | Lahaina Civic Center



Official Basketball Box Score -- Game Totals -- Final Statistics
Kansas vs Chaminade
 11/25/19 4:00 pm at Lahaina, Hawaii (Lahaina Civic Center)

Kansas 93 • 4-1,0-0 Big 12

##	Player	Total		3-Ptr		Rebounds		PF	TP	A	TO	Blk	Stl	Min
		FG-FGA	FG-FGA	FT-FTA	Off	Def	Tot							
33	David McCormack	r 5-7	0-0	0-0	2	0	2	2	10	1	0	0	0	16
35	Udoka Azubuike	c 7-8	0-0	1-2	3	4	7	3	15	0	4	1	1	19
00	Marcus Garrett	g 3-6	0-1	2-4	0	4	4	1	8	7	0	4	0	28
01	Devon Dotson	g 7-12	3-7	2-2	1	4	5	3	19	1	1	0	1	31
30	Ochai Agbaji	g 4-9	3-6	0-0	0	1	2	11	2	2	0	0	1	26
02	Christian Braun	g 3-9	1-4	0-1	2	2	4	0	7	1	0	2	16	
04	Isaiah Moss	g 5-7	3-4	0-0	1	1	2	13	1	1	0	1	20	
05	Elijah Elliott	g 1-1	1-1	0-0	0	0	0	0	3	1	1	0	0	4
12	Chris Teahan	g 0-1	0-1	0-0	0	0	0	1	0	0	0	0	0	4
13	Tristan Enaruna	g 1-6	1-4	0-1	1	1	2	1	3	3	2	0	21	
20	Michael Jankovich	g 0-0	0-0	0-0	0	0	0	0	0	1	2	0	1	4
22	Silvio De Sousa	g 2-3	0-1	0-1	1	1	2	1	4	0	1	0	0	11
Team						3 2 5								
Totals		38-69	12-29	5-11	13	20	33	16	93	17	14	3	11	200

FG % 1st Half: 18-32 56.3% 2nd half: 20-37 54.1% Game: 38-69 55.1% Deadball Rebounds 2,2
 3FG % 1st Half: 7-16 43.8% 2nd half: 5-13 38.5% Game: 12-29 41.4%
 FT % 1st Half: 4-7 57.1% 2nd half: 1-4 25.0% Game: 5-11 45.5%

Chaminade 63 • 2-1,0-0 PacWest

##	Player	Total		3-Ptr		Rebounds		PF	TP	A	TO	Blk	Stl	Min
		FG-FGA	FG-FGA	FT-FTA	Off	Def	Tot							
03	Eliet Donley	r 3-6	0-2	0-0	2	1	3	4	6	2	3	0	0	26
05	Telly Davenport	g 1-1	0-0	0-0	0	4	4	1	2	0	2	0	0	16
10	Andre Arissol	g 6-9	4-6	2-2	0	1	1	4	18	0	5	0	1	25
13	Tyler Cartaino	g 7-13	2-4	1-1	0	2	2	0	17	2	5	0	2	30
25	Kendall Small	g 3-7	0-0	4-6	2	6	8	2	10	7	6	0	3	31
01	Roman Young	g 0-3	0-2	1-2	0	1	1	0	1	0	0	1	21	
12	Bill Awet	g 1-3	0-1	0-0	1	0	1	3	2	1	2	0	0	12
22	Kevin Kremer	g 0-1	0-1	0-0	0	3	3	0	0	1	3	0	0	18
24	Kobe Young	g 1-1	0-0	0-1	0	1	1	0	2	0	0	0	0	2
34	Morningstar Takapu	g 0-1	0-1	0-0	0	0	0	0	0	0	1	0	0	4
55	Isaac Amaral-Arthare	g 1-5	1-4	2-2	0	1	1	0	5	0	0	0	1	15
Team						1 2 3								
Totals		23-50	7-21	10-14	6	22	28	14	63	13	27	0	8	200

FG % 1st Half: 10-21 47.6% 2nd half: 13-29 44.8% Game: 23-50 46.0% Deadball Rebounds 3
 3FG % 1st Half: 2-6 33.3% 2nd half: 5-15 33.3% Game: 7-21 33.3%
 FT % 1st Half: 5-7 71.4% 2nd half: 5-7 71.4% Game: 10-14 71.4%

Officials: Shawn Lehigh, Keith Kimble, Mike Scyphers
 Technical fouls: Kansas-None, Chaminade-None.

Attendance: 2400

Maui Invitational - First Round

Score by periods	1st	2nd	Total
Kansas	47	46	93
Chaminade	27	36	63

Points	In	Off	2nd	Fast	Bench
	Paint	T/O	Chance	Break	
KU	50	27	19	13	30
CHAM	22	20	5	11	10

Last FG - KU 2nd-00:26, CHAM 2nd-01:38.
 Largest lead - KU by 35 2nd-06:56, CHAM by 5 1st-18:48.
 KU led for 34:29, CHAM led for 04:22. Game was tied for 01:09.

Score tied - 1 time.
 Lead changed - 1 time.

6 #4/5 KANSAS 71, BYU 56

Nov. 26, 2019 | Lahaina, Hawaii | Lahaina Civic Center



Official Basketball Box Score -- Game Totals -- Final Statistics
Kansas vs BYU
 11/26/19 5:30 pm at Lahaina, Hawaii (Lahaina Civic Center)

Kansas 71 • 5-1,0-0 Big 12

##	Player	Total		3-Ptr		Rebounds		PF	TP	A	TO	Blk	Stl	Min
		FG-FGA	FG-FGA	FT-FTA	Off	Def	Tot							
33	David McCormack	r 7-9	0-0	2-2	1	4	5	0	16	1	3	4	0	20
35	Udoka Azubuike	c 5-6	0-0	1-5	3	7	10	1	11	1	2	0	1	27
00	Marcus Garrett	g 3-5	1-3	0-0	0	6	6	3	7	3	2	0	2	25
01	Devon Dotson	g 5-16	0-3	3-3	1	1	2	1	13	8	2	0	2	37
30	Ochai Agbaji	g 6-9	2-4	0-0	1	4	5	0	14	3	2	0	1	31
02	Christian Braun	g 1-3	0-2	0-0	0	0	0	1	2	0	1	0	0	8
04	Isaiah Moss	g 2-8	1-5	0-1	1	2	3	2	5	1	1	0	2	30
05	Elijah Elliott	g 0-0	0-0	0-0	0	0	0	0	0	0	0	0	0	1
12	Chris Teahan	g 0-0	0-0	0-0	0	0	0	0	0	0	0	0	0	1
13	Tristan Enaruna	g 0-3	0-1	3-4	1	0	1	0	3	1	1	1	1	16
20	Michael Jankovich	g 0-0	0-0	0-0	0	0	0	1	0	0	0	0	0	1
22	Silvio De Sousa	g 0-2	0-0	0-0	1	1	2	1	0	1	0	0	0	3
Team						0 1 1								

2019-20 BOX SCORES

7

#4/5 KANSAS 90, DAYTON 84 (OT)

Nov. 27, 2019 | Lahaina, Hawaii | Lahaina Civic Center



Official Basketball Box Score -- Game Totals -- Final Statistics
Dayton vs Kansas
11/27/19 12:00 pm at Lahaina, Hawaii (Lahaina Civic Center)

Dayton 84 • 5-1,0-0 Atlantic

#	Player	Total		3-Ptr		Rebounds			PF	TP	A	TO	Blk	Stl	Min
		FG-FGA	FG-FGA	FT-FTA	Off	Def	Tot								
01	Obi Toppin	f	6-11	1-3	5-5	1	8	9	4	18	0	1	3	0	40
33	Ryan Mikesell	f	6-14	3-7	4-6	0	5	5	4	19	4	1	0	1	36
00	Rodney Chatman	g	1-4	1-1	2-3	0	0	0	4	5	1	2	0	0	19
03	Trey Landers	g	2-5	2-3	1-2	1	1	2	2	7	2	1	2	2	27
10	Jalen Crutcher	g	4-14	4-9	0-0	1	3	4	3	12	8	5	0	3	42
02	Ibi Watson	g	5-10	4-8	2-3	0	4	4	4	16	3	1	0	0	33
31	Jhery Matos	g	0-0	0-0	0-0	0	1	1	0	0	0	0	0	0	4
32	Jordy Tshimanga	g	1-1	0-0	0-0	0	0	0	3	2	0	0	0	0	2
25	Dwayne Cohill	g	1-2	1-2	0-0	0	1	1	1	3	1	1	0	0	16
40	Chase Johnson	g	1-1	0-0	0-0	0	1	1	0	2	0	0	0	0	6
Team							2	1	3						
Totals			27-62	16-33	14-19	5	25	30	25	84	19	14	5	6	225

FG % 1st Half: 13-31 41.9% 2nd half: 12-24 50.0% OT: 2-7 28.6% Game: 27-62 43.5% Deadball Rebounds
3FG % 1st Half: 8-18 44.4% 2nd half: 7-12 58.3% OT: 1-3 33.3% Game: 16-33 48.5%
FT % 1st Half: 3-5 60.0% 2nd half: 5-5 100.0% OT: 6-9 66.7% Game: 14-19 73.7%

Kansas 90 • 6-1,0-0 Big 12

#	Player	Total		3-Ptr		Rebounds			PF	TP	A	TO	Blk	Stl	Min
		FG-FGA	FG-FGA	FT-FTA	Off	Def	Tot								
33	David McCormack	f	1-3	0-0	1-2	1	1	2	1	3	0	2	0	1	16
35	Udoka Azubuike	c	12-15	0-0	5-8	1	2	3	5	29	1	0	4	0	31
00	Marcus Garrett	g	6-10	1-1	5-6	1	6	7	4	18	2	0	0	0	29
01	Devon Dotson	g	11-16	1-2	8-10	1	5	6	2	31	4	6	0	5	45
30	Ochai Agbaji	g	2-9	1-5	1-2	1	5	6	4	6	4	1	1	1	45
02	Christian Braun	g	0-1	0-0	0-0	0	2	2	0	0	0	0	0	0	4
04	Isaiah Moss	g	0-1	0-1	0-0	1	3	4	1	0	1	0	0	0	36
13	Tristan Enaruna	g	1-4	1-2	0-0	0	4	4	2	3	0	1	0	0	18
22	Silvio De Sousa	g	0-0	0-0	0-0	0	0	0	1	0	0	1	0	0	1
Team							1	3	4						
Totals			33-59	4-11	20-28	7	31	38	20	90	12	11	5	7	225

FG % 1st Half: 13-28 46.4% 2nd half: 15-26 57.7% OT: 5-5 100.0% Game: 33-59 55.9% Deadball Rebounds
3FG % 1st Half: 2-6 33.3% 2nd half: 2-5 40.0% OT: 0-0 0.0% Game: 4-11 36.4%
FT % 1st Half: 8-12 66.7% 2nd half: 5-7 71.4% OT: 7-9 77.8% Game: 20-28 71.4%

Officials: Verne Harris, Terry Wymmer, Joe Lindsay
Technical fouls: Dayton-None. Kansas-None.
Attendance: 2400
Maui Invitational - Championship

Score by periods	1st	2nd	OT	Total
Dayton	37	36	11	84
Kansas	36	37	17	90

Points	In Paint	Off T/O	2nd Chance	Fast Break	Bench
UD	22	13	4	12	23
KU	52	12	8	9	3

Last FG - UD OT-03:06, KU OT-00:38.
Largest lead - UD by 8 2nd-07:45, KU by 6 OT-00:11.
UD led for 17:30. KU led for 17:24. Game was tied for 09:54.

Score tied - 14 times.
Lead changed - 20 times.

8

#2/3 KANSAS 72, #20/21 COLORADO 58

Dec. 7, 2019 | Lawrence, Kan. | Allen Fieldhouse



Official Basketball Box Score -- Game Totals -- Final Statistics
Colorado vs Kansas
12/07/19 6:00 pm at Lawrence, Kan. (Allen Fieldhouse)

Colorado 58 • 7-1,0-0 Pac-12

#	Player	Total		3-Ptr		Rebounds			PF	TP	A	TO	Blk	Stl	Min
		FG-FGA	FG-FGA	FT-FTA	Off	Def	Tot								
21	Evan Battey	f	5-8	0-1	4-7	4	3	7	3	14	1	3	0	0	27
01	Tyler Bey	g	1-3	0-1	3-5	3	6	9	2	5	1	2	0	4	25
05	D'Shawn Schwartz	g	2-12	0-7	0-0	1	2	3	2	4	1	1	0	1	29
24	Eli Parquet	g	2-4	1-3	2-2	0	0	0	2	7	0	1	0	1	13
25	McKinley Wright	g	2-7	2-4	2-3	2	5	7	4	8	2	4	0	3	33
00	Shane Gatling	g	1-5	1-4	4-4	0	1	1	0	7	1	1	0	1	18
02	Daylen Kountz	g	1-5	0-0	0-0	2	0	2	1	2	0	1	0	0	14
00	Maddox Daniels	g	1-4	1-4	0-0	0	0	0	0	3	0	0	0	0	13
23	Lucas Siewert	g	2-9	2-8	0-0	1	1	2	1	6	0	0	1	20	
35	Dallas Walton	g	1-3	0-2	0-0	1	1	2	0	2	1	0	0	0	8
Team							3	0	3						
Totals			18-60	7-34	15-21	17	19	36	15	58	7	17	0	11	200

FG % 1st Half: 7-26 26.9% 2nd half: 11-34 32.4% Game: 18-60 30.0% Deadball Rebounds
3FG % 1st Half: 4-15 26.7% 2nd half: 3-19 15.8% Game: 7-34 20.6%
FT % 1st Half: 4-6 66.7% 2nd half: 11-15 73.3% Game: 15-21 71.4%

Kansas 72 • 7-1,0-0 Big 12

#	Player	Total		3-Ptr		Rebounds			PF	TP	A	TO	Blk	Stl	Min
		FG-FGA	FG-FGA	FT-FTA	Off	Def	Tot								
33	David McCormack	f	3-7	0-0	0-0	0	2	2	1	6	0	3	0	0	15
35	Udoka Azubuike	c	6-7	0-0	4-4	2	4	6	2	12	0	3	3	1	29
00	Marcus Garrett	g	2-7	0-0	0-0	1	1	2	4	4	6	4	0	4	29
01	Devon Dotson	g	4-7	0-2	10-11	0	4	4	2	18	6	3	0	2	36
30	Ochai Agbaji	g	8-14	4-6	0-0	3	9	12	0	20	2	3	0	1	36
02	Christian Braun	g	0-0	0-0	0-0	0	0	0	0	1	0	0	1	0	8
04	Isaiah Moss	g	3-5	2-4	0-0	0	3	3	3	8	0	1	1	0	24
12	Chris Teahan	g	0-0	0-0	0-0	0	0	0	0	0	0	0	0	0	1
13	Tristan Enaruna	g	1-3	0-1	0-0	1	4	5	2	2	0	3	0	0	11
22	Silvio De Sousa	g	0-1	0-0	2-4	2	1	3	4	2	0	0	0	0	11
Team							1	1	2						
Totals			27-51	6-13	12-19	10	29	39	19	72	14	21	4	9	200

FG % 1st Half: 15-30 50.0% 2nd half: 12-21 57.1% Game: 27-51 52.9% Deadball Rebounds
3FG % 1st Half: 0-6 0.0% 2nd half: 6-7 85.7% Game: 6-13 46.2%
FT % 1st Half: 4-7 57.1% 2nd half: 8-12 66.7% Game: 12-19 63.2%

Officials: Michael Greenstein, Bert Smith, Gerry Pollard
Technical fouls: Colorado-D'Shawn Schwartz. Kansas-None.
Attendance: 16300

Score by periods	1st	2nd	Total
Colorado	22	36	58
Kansas	34	38	72

Points	In Paint	Off T/O	2nd Chance	Fast Break	Bench
CU	22	17	19	6	20
KU	38	16	12	13	12

Last FG - CU 2nd-00:11, KU 2nd-01:32.
Largest lead - CU None, KU by 23 2nd-04:54.
CU led for 00:00. KU led for 39:41. Game was tied for 00:19.

Score tied - 0 times.
Lead changed - 0 times.

9

#2/3 KANSAS 95, MILWAUKEE 68

Dec. 10, 2019 | Lawrence, Kan. | Allen Fieldhouse



Official Basketball Box Score -- Game Totals -- Final Statistics
Milwaukee vs Kansas
12/10/19 7:00 pm at

Milwaukee 68 • 5-5,0-0 Horizon

#	Player	Total		3-Ptr		Rebounds			PF	TP	A	TO	Blk	Stl	Min
		FG-FGA	FG-FGA	FT-FTA	Off	Def	Tot								
05	C.J. Wilbourn	f	1-2	1-2	2-2	3	1	4	2	5	1	0	0	0	18
12	Amir Allen	f	0-1	0-0	0-0	2	1	3	4	0	0	0	2	0	14
01	DeAndre Abram	g	0-6	0-3	1-2	0	1	1	0	1	0	1	0	1	10
03	Te'Jon Lucas	g	4-11	1-6	2-2	0	4	4	1	11	5	4	0	0	30
20	Darius Roy	g	9-16	3-8	4-4	2	2	4	2	25	3	0	0	1	36
02	Harrison Henderson	g	3-6	1-3	0-0	0	2	2	2	7	0	1	1	0	18
04	Will Sessoms	g	1-2	0-1	0-0	0	0	0	0	4	2	1	0	0	9
13	Courtney Brown Jr.	g	1-3	1-3	1-2	0	1	1	5	4	0	0	0	0	16
21	Lincoln Wieseman	g	0-1	0-0	0-0	1	0	1	0	0	0	0	0	0	1
22	Shae Mitchell	g	1-3	0-2	2-2	0	2	2	0	4	0	0	0	0	9
24	Josh Thomas	g	4-15	0-7	1-1	0	1	1	0	9	2	0	0	0	31
34	Tyler Behrendt	g	0-0	0-0	0-0	0	0	0	0	0	0	0	0	0	8
Team							3	1	4						
Totals			24-66	7-35	13-15	11	16	27	20	68	12	8	3	3	200

FG % 1st Half: 9-30 30.0% 2nd half: 15-36 41.7% Game: 24-66 36.4% Deadball Rebounds
3FG % 1st Half: 3-15 20.0% 2nd half: 4-20 20.0% Game: 7-35 20.0%
FT % 1st Half: 6-7 85.7% 2nd half: 7-8 87.5% Game: 13-1

2020-21 KANSAS BASKETBALL

2019-20 BOX SCORES

10 #2/3 KANSAS 98, KANSAS CITY 57

Dec. 14, 2019 | Kansas City, Mo. | Sprint Center



Official Basketball Box Score -- Game Totals -- Final Statistics
 Kansas City vs Kansas
 12/14/19 4:00 pm at

Kansas City 57 • 5-7,0-0 WAC

#	Player	Total			3-Ptr			Rebounds			PF	TP	A	TO	Blk	Stl	Min
		FG-FGA	FG-FGA	FT-FTA	FG-FGA	FG-FGA	FT-FTA	Off	Def	Tot							
05	Jordan Gies	f	2-6	0-1	0-0	0	1	1	2	4	1	2	0	0	0	20	
20	Josiah Allick	f	1-2	0-1	1-2	2	0	2	3	3	0	1	0	0	23		
35	Brandon Suggs	f	0-1	0-0	0-0	0	0	0	1	0	0	0	0	1	7		
03	Brandon McKissic	g	4-12	1-3	0-0	0	3	2	9	8	5	0	2	3	37		
03	Marvin Nesbitt Jr.	g	4-5	3-4	1-2	0	2	0	12	1	2	0	0	1	24		
00	Zion Williams	g	3-5	0-0	0-0	0	3	2	6	0	4	0	0	0	18		
02	Rob Whitfield	g	0-1	0-1	0-0	0	0	0	0	0	2	0	0	0	12		
11	Franck Kamgain	g	1-3	0-0	0-0	0	3	2	2	0	1	0	1	0	21		
12	Maks Klansjcek	g	3-4	3-4	0-0	0	0	0	9	0	1	0	0	0	10		
25	Javan White	g	4-13	2-4	2-2	2	6	8	1	12	1	4	0	1	28		
	Team					1	1	2									
Totals			22-52	9-18	4-6	5	19	24	13	57	11	22	0	5	200		

FG % 1st Half: 9-24 37.5% 2nd half: 13-28 46.4% Game: 22-52 42.3% Deadball Rebounds: 0
 3FG % 1st Half: 4-10 40.0% 2nd half: 5-8 62.5% Game: 9-18 50.0%
 FT % 1st Half: 2-2 100.0% 2nd half: 2-4 50.0% Game: 4-6 66.7%

Kansas 98 • 9-1,0-0 Big 12

#	Player	Total			3-Ptr			Rebounds			PF	TP	A	TO	Blk	Stl	Min
		FG-FGA	FG-FGA	FT-FTA	FG-FGA	FG-FGA	FT-FTA	Off	Def	Tot							
33	David McCormack	f	11-14	0-0	6-6	4	3	7	2	28	1	2	0	2	16		
35	Udoka Azubuike	c	4-4	0-0	1-2	0	5	5	2	9	4	2	3	0	18		
00	Marcus Garrett	g	4-5	3-3	2-2	0	1	1	13	4	0	0	0	24			
01	Devon Dotson	g	7-12	1-4	3-4	0	2	2	0	18	3	1	0	37			
30	Ochai Agbaji	g	2-3	1-2	0-0	0	4	4	1	5	3	1	0	2	26		
02	Christian Braun	g	2-4	0-2	0-0	4	3	7	1	4	3	1	2	1	21		
04	Isaiah Moss	g	2-6	1-5	0-0	0	0	0	0	5	0	1	0	1	19		
05	Elijah Elliott	g	1-1	0-0	0-0	0	0	0	0	2	0	0	0	0	4		
13	Chris Teahan	g	0-1	0-1	0-0	0	0	0	0	0	0	0	0	0	5		
13	Tristan Enaruna	g	1-10	0-4	0-0	0	5	1	2	1	0	1	1	16			
20	Michael Jankovich	g	1-1	1-1	0-0	0	0	0	0	3	0	0	0	0	4		
22	Silvio De Sousa	g	3-5	1-1	2-4	3	4	7	2	9	1	2	3	0	20		
	Team					1	0	1									
Totals			38-66	8-23	14-18	12	27	39	10	98	20	10	9	10	200		

FG % 1st Half: 16-31 51.6% 2nd half: 22-35 62.9% Game: 38-66 57.6% Deadball Rebounds: 1
 3FG % 1st Half: 2-9 22.2% 2nd half: 6-14 42.9% Game: 8-23 34.8%
 FT % 1st Half: 9-10 90.0% 2nd half: 5-8 62.5% Game: 14-18 77.8%

Officials: Chance Moore, Pat Driscoll, Kipp Kissinger
 Technical fouls: Kansas City-None. Kansas-None.
 Attendance: 17702
 2019-20 Men's Basketball. Round: 0. Kansas vs Kansas City. Played at Sprint Center

Score by periods	1st	2nd	Total
Kansas City	24	33	57
Kansas	43	55	98

Last FG - KC 2nd-01:33, KU 2nd-00:47.
 Largest lead - KC by 3 1st-11:52, KU by 43 2nd-00:48.
 KC led for 02:51. KU led for 36:53. Game was tied for 00:16.

Score tied - 0 times.
 Lead changed - 2 times.

11 #18/14 VILLANOVA 56, #1/1 KANSAS 55

Dec. 21, 2019 | Philadelphia, Pa. | Wells Fargo Center



Official Basketball Box Score -- Game Totals -- Final Statistics
 Kansas vs Villanova
 12/21/19 12:00 pm at Wells Fargo Center (Philadelphia, Pa.)

Kansas 55 • 9-2,0-0 Big 12

#	Player	Total			3-Ptr			Rebounds			PF	TP	A	TO	Blk	Stl	Min
		FG-FGA	FG-FGA	FT-FTA	FG-FGA	FG-FGA	FT-FTA	Off	Def	Tot							
33	David McCormack	f	3-7	0-0	0-0	2	5	7	1	6	1	2	0	1	26		
35	Udoka Azubuike	c	6-10	0-0	0-2	2	9	11	3	12	2	2	2	0	30		
00	Marcus Garrett	g	1-4	0-1	0-0	1	1	2	0	2	1	0	0	1	13		
01	Devon Dotson	g	5-15	1-2	4-7	0	7	7	1	15	4	3	0	1	37		
30	Ochai Agbaji	g	5-8	1-4	0-0	0	2	2	2	11	4	2	0	3	39		
02	Christian Braun	g	3-5	0-2	0-1	0	2	2	2	6	0	0	1	0	16		
04	Isaiah Moss	g	0-5	0-3	0-0	0	0	0	1	0	0	2	0	0	15		
13	Tristan Enaruna	g	1-1	1-1	0-0	2	1	3	1	3	2	0	1	0	21		
22	Silvio De Sousa	g	0-0	0-0	0-0	0	0	0	1	0	0	1	0	0	3		
	Team					3	4	7									
Totals			24-55	3-13	4-10	10	31	41	12	55	14	12	5	6	200		

FG % 1st Half: 10-27 37.0% 2nd half: 14-28 50.0% Game: 24-55 43.6% Deadball Rebounds: 1
 3FG % 1st Half: 2-8 25.0% 2nd half: 1-5 20.0% Game: 3-13 23.1%
 FT % 1st Half: 1-4 25.0% 2nd half: 3-6 50.0% Game: 4-10 40.0%

Villanova 56 • 9-2,0-0 Big East

#	Player	Total			3-Ptr			Rebounds			PF	TP	A	TO	Blk	Stl	Min
		FG-FGA	FG-FGA	FT-FTA	FG-FGA	FG-FGA	FT-FTA	Off	Def	Tot							
10	Swider, Cole	f	2-4	1-2	0-0	0	1	1	1	5	0	0	0	0	25		
23	Samuels, Jermaine	f	6-12	3-8	0-0	2	3	5	3	15	1	1	0	1	34		
24	Robinson-Earl, J.	f	3-11	1-6	2-2	0	3	6	0	9	2	3	0	1	32		
04	Bey, Saddiq	g	3-8	1-5	0-0	2	5	7	4	7	5	1	0	0	34		
02	Gillespie, Collin	g	5-15	2-10	0-0	0	3	3	3	12	2	1	0	2	35		
03	Slater, Brandon	g	0-1	0-1	0-0	1	0	1	0	1	0	0	0	1	7		
05	Moore, Justin	g	3-12	2-9	0-0	0	3	3	1	8	3	2	0	1	33		
21	Cosby-Roundtree, D.	g	0-0	0-0	0-0	0	0	0	1	0	0	0	0	0	0+		
	Team					2	5	7									
Totals			22-63	10-41	2-2	10	26	36	14	56	14	9	0	6	200		

FG % 1st Half: 9-31 29.0% 2nd half: 13-32 40.6% Game: 22-63 34.9% Deadball Rebounds: 0
 3FG % 1st Half: 5-21 23.8% 2nd half: 5-20 25.0% Game: 10-41 24.4%
 FT % 1st Half: 0-0 0.0% 2nd half: 2-2 100.0% Game: 2-2 100.0%

Officials: Brent Hampton, Ray Natili, Mike Stephens
 Technical fouls: Kansas-None. Villanova-None.
 Attendance: 20706

Score by periods	1st	2nd	Total
Kansas	23	32	55
Villanova	23	33	56

Points	In	Off	2nd	Fast	Bench
KU	Paint	T/O	Chance	Break	
Kansas	38	6	5	8	9
Villanova	20	13	10	5	8

Last FG - KU 2nd-01:49, VU 2nd-00:20.
 Largest lead - KU by 7 1st-10:53, VU by 8 2nd-14:52.
 KU led for 16:07. VU led for 15:42. Game was tied for 08:11.

Score tied - 10 times.
 Lead changed - 14 times.

12 #5/5 KANSAS 72, STANFORD 56

Dec. 29, 2019 | Stanford, Calif. | Maples Pavilion



Official Basketball Box Score -- Game Totals -- Final Statistics
 Kansas vs Stanford
 12/29/19 12:00 pm at Stanford, Calif. (Maples Pavilion)

Kansas 72 • 10-2,0-0 Big 12

#	Player	Total			3-Ptr			Rebounds			PF	TP	A	TO	Blk	Stl	Min
		FG-FGA	FG-FGA	FT-FTA	FG-FGA	FG-FGA	FT-FTA	Off	Def	Tot							
33	David McCormack	f	0-1	0-0	0-0	1	1	2	2	0	0	3	0	1	11		
35	Udoka Azubuike	c	1-2	0-0	0-5	7	6	13	4	2	1	5	0	0	27		
00	Marcus Garrett	g	5-8	0-1	2-2	0	5	5	4	12	4	3	1	1	30		
01	Devon Dotson	g	5-15	0-4	4-4	1	3	4	2	14	3	2	0	4	33		
30	Ochai Agbaji	g	5-11	2-6	2-4	0	3	3	3	14	2	3	0	2	33		
02	Christian Braun	g	3-6	3-4	0-1	2	0	2	1	9	1	0	0	0	19		
04	Isaiah Moss	g	6-12	4-7	1-1	1	2	3	0	17	1	1	0	1	27		
13	Tristan Enaruna	g	1-1	0-0	0-1	0	3	3	0	2	1	2	0	0	11		
20	Michael Jankovich	g	0-0	0-0	0-0	0	0	0	0	0	0	0	0	0	1		
22	Silvio De Sousa	g	1-2	0-0	0-0	0	2	2	2	2	0	1	0	0	8		
	Team					3	4	7									
Totals			27-58	9-22	9-18	15	29	44	18	72	13	21	1	9	200		

FG % 1st Half: 12-32 37.5% 2nd half: 15-26 57.7% Game: 27-58 46.6% Deadball Rebounds: 4
 3FG % 1st Half: 3-14 21.4% 2nd half: 6-8 75.0% Game: 9-22 40.9%
 FT % 1st Half: 1-3 33.3% 2nd half: 8-15 53.3% Game: 9-18 50.0%

Stanford 56 • 11-2,0-0 Pac-12

#	Player	Total			3-Ptr			Rebounds			PF	TP	A	TO	Blk	Stl	Min
		FG-FGA	FG-FGA	FT-FTA	FG-FGA	FG-FGA	FT-FTA	Off	Def	Tot							
13	Oscar da Silva	f	5-7	1-1	8-10	1	3	4	3	19	1	8	0	2</			

2019-20 BOX SCORES



13 #3/3 KANSAS 60, #16/17 WEST VIRGINIA 53
Jan. 4, 2020 | Lawrence, Kan. | Allen Fieldhouse

Official Basketball Box Score -- Game Totals -- Final Statistics
West Virginia vs Kansas
01/04/20 12:00 am at Lawrence, Kan. (Allen Fieldhouse)

West Virginia 53 • 11-2,0-1 Big 12

#	Player	Total			3-Ptr			Rebounds			PF	TP	A	TO	Blk	Stl	Min
		FG	FGA	FT	FTA	FG	FGA	FT	FTA	Off							
01	Derek Culver	r	1-6	0-0	3-5	7	5	12	3	5	2	3	1	0	21		
11	Emmitt Matthews Jr.	r	1-8	0-0	0-0	2	4	6	0	2	1	1	0	1	29		
34	Oscar Tshiebe	r	6-10	0-0	5-9	8	9	17	3	17	0	2	2	1	35		
05	Jordan McCabe	g	3-5	1-3	0-0	0	0	0	1	7	1	2	0	1	16		
10	Jermaine Haley	g	1-5	0-0	0-0	0	2	1	2	1	2	0	0	1	23		
02	Brandon Knapper	g	1-2	0-0	0-0	0	0	0	0	0	1	1	0	0	5		
03	Gabe Osabuohien	g	0-0	0-0	0-0	0	0	0	4	0	1	2	1	0	13		
04	Miles McBride	g	4-11	1-3	4-6	0	2	2	3	13	0	2	0	1	21		
12	Taz Sherman	g	2-6	0-1	0-0	0	1	1	2	4	0	0	0	0	13		
14	Chase Harler	g	1-3	1-2	0-2	1	0	1	1	3	0	0	0	0	12		
22	Sean McNeil	g	0-3	0-2	0-0	0	0	0	0	0	0	1	0	0	12		
Team																	
Totals			19-59	3-14	12-22	21	23	44	18	53	7	16	4	5	200		

FG % 1st Half:	12-34	35.3%	2nd half:	7-25	28.0%	Game:	19-59	32.2%	Deadball Rebounds	
3FG % 1st Half:	3-10	30.0%	2nd half:	0-4	0.0%	Game:	3-14	21.4%		
FT % 1st Half:	3-7	42.9%	2nd half:	9-15	60.0%	Game:	12-22	54.5%		7.1

Kansas 60 • 11-2,1-0 Big 12

#	Player	Total			3-Ptr			Rebounds			PF	TP	A	TO	Blk	Stl	Min
		FG	FGA	FT	FTA	FG	FGA	FT	FTA	Off							
33	David McCormack	r	1-3	0-1	0-0	1	2	3	0	2	0	1	0	0	10		
35	Udoka Azubuike	c	6-6	0-0	5-10	4	7	11	2	17	0	5	6	1	32		
00	Marcus Garrett	g	4-11	0-3	4-5	0	1	1	4	12	6	2	1	2	35		
01	Devon Dotson	g	5-15	2-5	4-6	1	2	3	4	16	2	2	0	4	40		
30	Ochai Agbaji	g	1-6	1-5	4-6	0	1	1	3	7	2	2	0	1	38		
02	Christian Braun	g	2-3	0-1	2-3	1	4	5	2	6	1	0	0	2	30		
04	Isaiah Moss	g	0-2	0-2	0-0	0	1	1	1	0	0	0	0	0	7		
13	Tristan Enaruna	g	0-0	0-0	0-0	0	0	0	0	0	0	1	0	0	1		
22	Silvio De Sousa	g	0-1	0-0	0-0	1	1	2	3	0	0	0	0	0	7		
Team																	
Totals			19-47	3-17	19-30	9	21	30	19	60	11	14	7	10	200		

FG % 1st Half:	8-22	36.4%	2nd half:	11-25	44.0%	Game:	19-47	40.4%	Deadball Rebounds	
3FG % 1st Half:	2-11	18.2%	2nd half:	1-6	16.7%	Game:	3-17	17.6%		
FT % 1st Half:	6-13	46.2%	2nd half:	13-17	76.5%	Game:	19-30	63.3%		4.1

Officials: Chance Moore,Keith Kimble,Doug Simmons
Technical fouls: West Virginia-None. Kansas-None.
Attendance: 16300

Score by periods	1st	2nd	Total
West Virginia	30	23	53
Kansas	24	36	60

Points	In	Off	2nd	Fast	Bench
WVU	Paint	T/O	Chance	Break	
KU	20	18	15	3	20
KU	30	16	4	11	6

Last FG - WVU 2nd-00:07, KU 2nd-01:03.
Largest lead - WVU by 10 1st-12:13, KU by 9 2nd-00:13.
WVU led for 24:03, KU led for 13:26. Game was tied for 02:31.
Score tied - 3 times.
Lead changed - 5 times.

14 #3/3 KANSAS 79, IOWA STATE 53
Jan. 8, 2020 | Ames, Iowa | Hilton Coliseum



Official Basketball Box Score -- Game Totals -- Final Statistics
Kansas vs Iowa St.
01/08/20 7:00 pm at Ames, Iowa (Hilton Coliseum)

Kansas 79 • 12-2,2-0 Big 12

#	Player	Total			3-Ptr			Rebounds			PF	TP	A	TO	Blk	Stl	Min
		FG	FGA	FT	FTA	FG	FGA	FT	FTA	Off							
33	David McCormack	r	6-11	0-0	4-4	4	3	7	2	16	1	1	0	1	18		
35	Udoka Azubuike	c	3-5	0-0	4-5	3	4	7	3	10	2	1	0	0	23		
00	Marcus Garrett	g	1-3	1-1	1-2	0	3	3	1	4	3	1	0	2	20		
01	Devon Dotson	g	7-13	2-5	4-6	0	5	5	2	20	6	2	0	3	34		
30	Ochai Agbaji	g	6-7	4-5	0-0	0	2	2	0	16	2	4	0	2	28		
02	Christian Braun	g	3-6	3-4	0-0	0	5	5	1	9	2	0	0	0	24		
04	Isaiah Moss	g	1-5	0-2	0-0	0	0	0	1	2	0	0	0	0	17		
12	Chris Teahan	g	0-1	0-1	0-0	0	1	1	0	0	0	0	0	0	3		
13	Tristan Enaruna	g	0-1	0-0	0-0	0	1	1	1	0	0	1	0	2	15		
20	Michael Jankovich	g	0-1	0-1	0-0	0	0	0	0	0	0	0	0	0	3		
22	Silvio De Sousa	g	1-1	0-0	0-0	0	2	2	2	2	0	2	2	0	15		
Team																	
Totals			28-54	10-19	13-17	9	28	37	13	79	16	12	2	10	200		

FG % 1st Half:	16-29	55.2%	2nd half:	12-25	48.0%	Game:	28-54	51.9%	Deadball Rebounds	
3FG % 1st Half:	6-8	75.0%	2nd half:	4-11	36.4%	Game:	10-19	52.6%		
FT % 1st Half:	8-11	72.7%	2nd half:	5-6	83.3%	Game:	13-17	76.5%		3

Iowa St. 53 • 7-7,0-2 Big 12

#	Player	Total			3-Ptr			Rebounds			PF	TP	A	TO	Blk	Stl	Min
		FG	FGA	FT	FTA	FG	FGA	FT	FTA	Off							
12	Michael Jacobson	r	4-7	0-2	2-2	3	0	3	1	10	0	2	1	0	24		
33	Solomon Young	r	2-4	0-0	0-0	1	1	2	1	4	0	0	0	1	11		
11	Prentiss Nixon	g	2-9	1-6	0-0	0	1	1	3	5	2	1	0	1	25		
22	Tyrese Haliburton	g	2-7	1-5	0-0	0	3	3	1	5	5	3	0	3	36		
45	Rasir Bolton	g	4-14	2-5	2-2	1	0	1	0	12	2	1	0	1	29		
00	Zion Griffin	g	3-4	2-2	0-0	1	1	2	0	8	0	0	0	0	19		
02	Caleb Grill	g	1-4	1-4	0-1	1	1	2	0	3	1	1	0	0	13		
03	Tre Jackson	g	1-3	1-3	0-0	0	4	4	2	3	3	1	1	2	19		
04	George Conditt	g	1-4	0-0	1-4	3	5	8	2	3	1	3	2	1	19		
24	Terrence Lewis	g	0-2	0-1	0-0	0	1	1	2	0	0	0	0	0	5		
Team																	
Totals			20-58	8-28	5-9	12	18	30	12	53	14	12	4	9	200		

FG % 1st Half:	10-27	37.0%	2nd half:	10-31	32.3%	Game:	20-58	34.5%	Deadball Rebounds	
3FG % 1st Half:	4-15	26.7%	2nd half:	4-13	30.8%	Game:	8-28	28.6%		
FT % 1st Half:	2-2	100.0%	2nd half:	3-7	42.9%	Game:	5-9	55.6%		2

Officials: Byron Jarrett,Gerry Pollard,Joe DeRosa
Technical fouls: Kansas-None. Iowa St.-None.
Attendance: 14384

Score by periods	1st	2nd	Total
Kansas	46	33	79
Iowa St.	26	27	53

Points	In	Off	2nd	Fast	Bench
KU	Paint	T/O	Chance	Break	
IOWAST	30	19	11	6	13
IOWAST	18	19	9	2	17

Last FG - KU 2nd-02:02, IOWAST 2nd-00:48.
Largest lead - KU by 31 2nd-03:36, IOWAST None.
KU led for 37:55, IOWAST led for 00:00. Game was tied for 02:05.
Score tied - 4 times.
Lead changed - 0 times.

15 #4/4 BAYLOR 67, #3/3 KANSAS 55
Jan. 11, 2020 | Lawrence, Kan. | Allen Fieldhouse



Official Basketball Box Score -- Game Totals -- Final Statistics
Baylor vs Kansas
01/11/20 12:00 pm at Lawrence, Kan. (Allen Fieldhouse)

Baylor 67 • 13-1,3-0 Big 12

#	Player	Total			3-Ptr			Rebounds			PF	TP	A	TO	Blk	Stl	Min
		FG	FGA	FT	FTA	FG	FGA	FT	FTA	Off							
11	Mark Vital	r	1-7	0-1	2-2	1	5	6	3	4	0	0	0	3	38		
33	Freddie Gillespie	r	6-12	0-0	1-2	1	4	5	3	13	0	0	1	1	31		
12	Jared Butler	g	9-18	3-7	1-2	1	3	4	3	22	3	0	1	2	33		
31	MacJo Teague	g	6-10	3-5	1-1	2	5	7	2	16	3	0	0	0	35		
05	David Mitchell	g	4-10	2-5	0-0	0	2	2	1	10	1	2	0	1	36		
00	Flo Thamba	g	0-0	0-0	0-0	0	0	0	0	0	0	0	0	0	4		
02	Devonte Bandoo	g	0-2	0-1	0-0	0	0	0	0	1	0	1	0	0	9		
24	Matthew Mayer	g	0-0	0-													

2019-20 BOX SCORES

16

#6/7 KANSAS 66, OKLAHOMA 52

Jan. 14, 2020 | Norman, Okla. | Lloyd Noble Center



Official Basketball Box Score -- Game Totals -- Final Statistics
Kansas vs Oklahoma
01/14/20 8:00 pm at Norman, Okla. (Lloyd Noble Center)

Kansas 66 • 13-3,3-1 Big 12

#	Player	Total			3-Ptr			Rebounds			PF	TP	A	TO	Blk	Stl	Min
		FG	FGA	FT	FTA	FG	FGA	FT	FTA	Off							
33	David McCormack	f	2	5	0	0	0	0	0	3	3	2	4	0	2	0	15
35	Udoka Azubuike	c	7	10	0	0	2	2	3	11	14	3	16	1	4	3	32
00	Marcus Garrett	g	5	12	1	2	4	8	1	4	5	1	15	5	1	0	38
04	Isaiah Moss	g	7	13	6	11	0	0	1	3	4	1	20	1	0	0	38
30	Ochai Agbaji	g	3	11	1	4	0	0	1	4	5	2	7	3	1	0	38
02	Christian Braun	g	0	3	0	2	2	2	1	5	6	1	2	1	0	1	26
13	Tristan Enaruna	g	1	3	0	0	0	2	2	2	4	1	2	1	2	0	11
22	Silvio De Sousa	g	0	0	0	0	0	0	3	3	0	0	0	0	0	0	2
Team																	
Totals			25	57	8	19	8	14	11	35	46	11	66	12	11	4	200

FG % 1st Half: 12-31 38.7% 2nd half: 13-26 50.0% Game: 25-57 43.9%
 3FG % 1st Half: 2-9 22.2% 2nd half: 6-10 60.0% Game: 8-19 42.1%
 FT % 1st Half: 2-8 25.0% 2nd half: 6-6 100.0% Game: 8-14 57.1%

Oklahoma 52 • 11-5,2-2 Big 12

#	Player	Total			3-Ptr			Rebounds			PF	TP	A	TO	Blk	Stl	Min
		FG	FGA	FT	FTA	FG	FGA	FT	FTA	Off							
21	Kristian Doolittle	f	5	18	2	7	1	1	2	8	10	4	13	2	1	1	34
35	Brady Manek	f	4	16	2	7	0	0	3	4	7	1	10	0	1	2	37
11	De'Vion Harmon	g	5	11	3	7	0	0	0	0	0	2	13	0	0	0	38
12	Austin Reaves	g	1	9	0	5	2	4	0	3	3	1	4	3	1	0	23
24	Jamal Bieniemy	g	2	4	1	2	1	2	0	4	4	2	6	4	0	0	34
01	Jalen Hill	g	1	3	0	1	2	2	2	3	5	2	4	1	0	1	13
15	Alondes Williams	g	0	0	0	0	0	0	0	0	0	0	0	0	1	0	3
52	Kur Kuath	g	1	1	0	0	0	0	0	0	0	1	2	0	1	1	8
Team																	
Totals			19	62	8	29	6	9	8	24	32	13	52	10	5	6	200

FG % 1st Half: 9-32 28.1% 2nd half: 10-30 33.3% Game: 19-62 30.6%
 3FG % 1st Half: 5-13 38.5% 2nd half: 3-16 18.8% Game: 8-29 27.6%
 FT % 1st Half: 4-7 57.1% 2nd half: 2-2 100.0% Game: 6-9 66.7%

Officials: Chris Rastatter, Kelly Self, Gary Maxwell
 Technical fouls: Kansas-None. Oklahoma-None.
 Attendance: 10486

Score by periods	1st	2nd	Total
Kansas	28	38	66
Oklahoma	27	25	52

	In	Off	2nd	Fast
Points	Paint	T/O	Chance	Break
KU	32	2	16	1
OU	10	3	4	13

Last FG - KU 2nd-00:15, OU 2nd-00:10.
 Largest lead - KU by 17 2nd-01:28, OU by 4 1st-08:41.
 KU led for 32:01. OU led for 02:53. Game was tied for 04:51.

Score tied - 3 times.
 Lead changed - 4 times.



2019-20 REVIEW

ROCK CHALK JAYHAWK

17

#6/7 KANSAS 66, TEXAS 57

Jan. 18, 2020 | Austin, Texas | Frank Erwin Center



Official Basketball Box Score -- Game Totals -- Final Statistics
Kansas vs Texas
01/18/20 1:00 pm at Austin, Texas (Erwin Center)

Kansas 66 • 14-3,4-1 Big 12

#	Player	Total			3-Ptr			Rebounds			PF	TP	A	TO	Blk	Stl	Min	
		FG	FGA	FT	FTA	FG	FGA	FT	FTA	Off								Def
33	David McCormack	f	3	4	0	0	0	2	5	7	1	6	1	0	0	1	20	
35	Udoka Azubuike	c	7	9	0	0	3	9	2	7	9	2	17	0	2	1	35	
00	Marcus Garrett	g	6	14	0	2	1	1	2	5	7	2	13	7	3	0	36	
01	Devon Dotson	g	6	16	1	4	8	9	3	3	6	0	21	3	1	1	39	
30	Ochai Agbaji	g	1	6	0	3	2	2	1	1	2	3	4	0	1	0	31	
02	Christian Braun	g	0	1	0	0	0	0	1	1	1	0	0	0	0	0	4	
04	Isaiah Moss	g	2	3	1	1	0	0	5	5	2	5	0	1	0	1	32	
13	Tristan Enaruna	g	0	0	0	0	0	0	0	0	0	0	0	0	0	0	1	
22	Silvio De Sousa	g	0	0	0	0	0	0	1	2	3	0	0	0	0	0	2	
Team																		
Totals			25	53	2	10	14	21	11	29	40	10	66	11	10	2	5	200

FG % 1st Half: 9-21 42.9% 2nd half: 16-32 50.0% Game: 25-53 47.2%
 3FG % 1st Half: 1-5 20.0% 2nd half: 1-5 20.0% Game: 2-10 20.0%
 FT % 1st Half: 7-12 58.3% 2nd half: 7-9 77.8% Game: 14-21 66.7%

Texas 57 • 12-5,2-3 Big 12

#	Player	Total			3-Ptr			Rebounds			PF	TP	A	TO	Blk	Stl	Min	
		FG	FGA	FT	FTA	FG	FGA	FT	FTA	Off								Def
20	Jericho Sims	f	9	14	0	0	2	3	3	6	3	20	0	1	2	0	33	
33	Kamaka Hepa	f	1	2	1	2	0	1	2	3	2	3	0	2	2	0	18	
02	Matt Coleman III	g	4	11	1	4	1	1	1	2	3	10	3	1	0	1	30	
03	Courtney Ramey	g	3	9	1	3	1	2	0	5	5	1	8	5	2	0	34	
13	Jase Febres	g	1	7	1	6	0	0	3	3	4	3	1	2	0	1	9	
00	Gerald Liddell	g	2	4	0	0	1	1	1	1	1	1	5	2	0	1	9	
01	Andrew Jones	g	3	9	2	4	0	1	0	3	3	0	8	4	0	0	25	
04	Donovan Williams	g	0	0	0	0	0	0	0	0	0	0	0	0	0	0	0	
22	Kai Jones	g	0	0	0	0	0	0	1	2	3	3	0	1	0	1	5	
50	Will Baker	g	0	1	0	1	0	0	1	1	2	0	0	1	0	0	5	
Team																		
Totals			23	57	6	20	5	9	8	21	29	17	57	16	9	5	3	200

FG % 1st Half: 12-30 40.0% 2nd half: 11-27 40.7% Game: 23-57 40.4%
 3FG % 1st Half: 5-11 45.5% 2nd half: 1-9 11.1% Game: 6-20 30.0%
 FT % 1st Half: 2-3 66.7% 2nd half: 3-6 50.0% Game: 5-9 55.6%

Officials: Brook Wells, Roger Ayers, Ray Natili
 Technical fouls: Kansas-None. Texas-None.
 Attendance: 11762

Score by periods	1st	2nd	Total
Kansas	26	40	66
Texas	31	26	57

	In	Off	2nd	Fast
Points	Paint	T/O	Chance	Break
KU	40	12	11	15
UT	30	10	8	10

Last FG - KU 2nd-02:50, UT 2nd-02:25.
 Largest lead - KU by 9 2nd-00:26, UT by 8 1st-03:56.
 KU led for 21:25. UT led for 14:54. Game was tied for 03:41.

Score tied - 5 times.
 Lead changed - 8 times.

18

#3/3 KANSAS 81, KANSAS STATE 60

Jan. 21, 2020 | Lawrence, Kan. | Allen Fieldhouse



Official Basketball Box Score -- Game Totals -- Final Statistics
Kansas St. vs Kansas
01/21/20 6:00 pm at Lawrence, KS

Kansas St. 60 • 8-10,1-5 Big 12

#	Player	Total			3-Ptr			Rebounds			PF	TP	A	TO	Blk	Stl	Min	
		FG	FGA	FT	FTA	FG	FGA	FT	FTA	Off								Def
14	Makol Mawien	f	5	14	0	1	1	1	2	3	5	0	11	1	1	1	29	
20	Xavier Sneed	f	5	12	3	8	3	4	2	2	4	4	16	1	3	0	34	
34	Levi Stockard III	f	0	0	0	0	0	1	0	1	1	0	1	0	0	0	11	
02	Cartier Diarra	g	3	9	1	5	0	2	0	6	6	3	7	1	1	0	36	
04	David Sloan	g	7	11	2	4	1	3	1	3	4	3	17	5	4	0	32	
03	Dajuan Gordon	g	2	4	2	2	0	0	2	2	3	6	0	0	0	2	21	
11	Antonio Gordon	g	0	2	0	1	0	0	0	0	0	0	0	0	1	1	7	
23	Montavious Murphy	g	1	3	0	0	0	0	3	3	4	2	0	3	1	0	24	
24	Pierson Mcatee	g	0	1	0	1	2	1	0	1	0	1	1	0	0	0	3	
45	Nigel Shadd	g	0	2	0	0	0	1	3	1	4	0	0	0	0	0	3	
Team																		
Totals			23	58	8	22	6	13	13	21	34	18	60	10	15	3	6	200

FG % 1st Half: 10-25 40.0% 2nd half: 13-33 39.4% Game: 23-58 39.7%
 3FG % 1st Half: 3-10 30.0% 2nd half: 5-12 41.7% Game: 8-22 36.4%
 FT % 1st Half: 0-2 0.0% 2nd half: 6-11 54.5% Game: 6-13 46.2%

Kansas 81 • 15-3,5-1 Big 12

#

2020-21 KANSAS BASKETBALL

2019-20 BOX SCORES

19

#3/3 KANSAS 74, TENNESSEE 68

Jan. 25, 2020 | Lawrence, Kan. | Allen Fieldhouse



Official Basketball Box Score -- Game Totals -- Final Statistics
Tennessee vs Kansas
 01/25/20 3:00 pm at Lawrence, Kan. (Allen Fieldhouse)

Tennessee 68 • 12-7,4-2 SEC

#	Player	Total		3-Ptr		Rebounds			PF	TP	A	TO	Blk	Stl	Min
		FG-FGA	FT-FTA	FG-FGA	FT-FTA	Off	Def	Tot							
10	John Fulkerson	f	7-12	0-0	1-1	7	5	12	4	15	2	4	1	0	33
05	Josiah-Jordan James	g	0-6	0-0	0-0	1	6	7	1	0	4	6	1	0	26
23	Jordan Bowden	g	6-13	3-5	4-5	0	1	1	4	19	3	2	0	1	27
25	Santiago Vescovi	g	4-9	1-5	0-1	0	5	5	5	9	3	0	0	1	32
35	Yves Pons	g	8-14	2-4	6-7	2	5	7	4	24	1	0	3	0	37
00	Davonte Gaines	g	0-0	0-0	0-0	0	0	0	1	0	0	0	0	0	8
03	Drew Pember	g	0-0	0-0	0-0	0	0	0	0	0	0	0	0	0	1
13	Jalen Johnson	g	0-1	0-1	1-2	0	1	1	1	1	0	0	1	0	23
21	Olivier Nkamhoua	g	0-0	0-0	0-0	0	0	0	2	0	1	3	1	0	9
34	Uros Plavsic	g	0-0	0-0	0-0	0	0	0	1	0	0	0	0	0	4
Team							1 2 3								
Totals			25-55	6-15	12-16	11	25	36	23	68	14	15	7	2	200

FG % 1st Half: 12-24 50.0% 2nd half: 13-31 41.9% Game: 25-55 45.5%
 3FG % 1st Half: 3-7 42.9% 2nd half: 3-8 37.5% Game: 6-15 40.0%
 FT % 1st Half: 3-4 75.0% 2nd half: 9-12 75.0% Game: 12-16 75.0%

Kansas 74 • 16-3,5-1 Big 12

#	Player	Total		3-Ptr		Rebounds			PF	TP	A	TO	Blk	Stl	Min
		FG-FGA	FT-FTA	FG-FGA	FT-FTA	Off	Def	Tot							
35	Udoka Azubuike	c	6-7	0-0	6-11	4	7	11	4	18	0	2	4	1	27
00	Marcus Garrett	g	2-5	0-0	4-6	0	7	7	2	8	3	0	0	4	39
01	Devon Dotson	g	8-16	0-3	6-8	1	2	3	0	22	7	2	0	2	39
04	Isaiah Moss	g	1-6	0-3	0-1	0	0	0	3	2	0	0	0	0	20
00	Ochai Agbaji	g	6-12	3-7	1-3	1	1	2	3	16	1	0	1	2	38
02	Christian Braun	g	2-8	1-4	2-2	1	3	4	3	7	1	1	0	0	32
13	Tristan Enaruna	g	0-0	0-0	1-2	1	0	1	1	1	0	1	0	0	5
Team							2 2 4								
Totals			25-54	4-17	20-33	10	22	32	16	74	12	6	5	9	200

FG % 1st Half: 15-31 48.4% 2nd half: 10-23 43.5% Game: 25-54 46.3%
 3FG % 1st Half: 2-10 20.0% 2nd half: 2-7 28.6% Game: 4-17 23.5%
 FT % 1st Half: 5-11 45.5% 2nd half: 15-22 68.2% Game: 20-33 60.6%

Officials: Brent Hampton, James Luckie, Gerry Pollard
 Technical fouls: Tennessee-None. Kansas-None.
 Attendance: 16300

Score by periods	1st	2nd	Total
Tennessee	30	38	68
Kansas	37	37	74

Last FG - TENN 2nd-06:23, KU 2nd-05:36.
 Largest lead - TENN by 7 1st-08:05, KU by 13 2nd-14:05.
 TENN led for 06:46, KU led for 26:55. Game was tied for 06:19.

Points	In	Off	2nd	Fast	Bench
TENN	32	8	11	2	1
KU	34	17	15	9	8

Score tied - 4 times.
 Lead changed - 6 times.

20

#3/3 KANSAS 65, OKLAHOMA STATE 50

Jan. 27, 2020 | Stillwater, Okla. | Gallagher-Iba Arena



Official Basketball Box Score -- Game Totals -- Final Statistics
Kansas vs Oklahoma St.
 01/27/20 8:00 pm at Stillwater, Okla. (Gallagher-Iba Arena)

Kansas 65 • 17-3,6-1 Big 12

#	Player	Total		3-Ptr		Rebounds			PF	TP	A	TO	Blk	Stl	Min
		FG-FGA	FT-FTA	FG-FGA	FT-FTA	Off	Def	Tot							
35	Udoka Azubuike	c	3-4	0-0	0-0	2	5	7	2	6	0	3	5	1	28
00	Marcus Garrett	g	2-6	0-2	3-4	0	8	8	1	7	9	2	0	0	34
01	Devon Dotson	g	4-8	1-4	2-3	0	2	2	3	11	3	1	0	0	25
02	Christian Braun	g	5-11	4-8	2-2	3	6	9	3	16	0	2	1	2	33
30	Ochai Agbaji	g	2-9	2-7	3-4	1	3	4	2	9	2	1	1	0	35
04	Isaiah Moss	g	4-9	3-8	2-2	1	0	1	2	13	1	1	0	0	25
05	Elijah Elliott	g	0-0	0-0	0-0	0	0	0	0	0	0	0	0	0	1
12	Chris Teahan	g	0-1	0-1	0-0	0	0	0	0	0	0	0	0	0	2
13	Tristan Enaruna	g	1-6	1-3	0-0	1	4	5	2	3	0	0	1	0	15
20	Michael Jankovich	g	0-0	0-0	0-0	0	0	0	0	0	0	0	0	0	2
Team							1 3 4								
Totals			21-54	11-33	12-15	9	31	40	15	65	15	10	8	3	200

FG % 1st Half: 10-29 34.5% 2nd half: 11-25 44.0% Game: 21-54 38.9%
 3FG % 1st Half: 6-19 31.6% 2nd half: 5-14 35.7% Game: 11-33 33.3%
 FT % 1st Half: 3-4 75.0% 2nd half: 9-11 81.8% Game: 12-15 80.0%

Oklahoma St. 50 • 10-10,0-7 Big 12

#	Player	Total		3-Ptr		Rebounds			PF	TP	A	TO	Blk	Stl	Min
		FG-FGA	FT-FTA	FG-FGA	FT-FTA	Off	Def	Tot							
12	Cameron McGriff	f	6-14	1-5	5-8	3	5	8	3	18	1	1	0	0	35
32	Kalib Boone	g	1-2	0-0	2-2	3	5	8	1	4	0	0	0	1	12
00	Avery Anderson, III	g	1-5	0-1	0-0	1	0	1	1	2	0	1	1	0	14
13	Isaac Likelele	g	4-11	0-1	2-2	2	2	4	0	10	2	0	0	2	32
01	Lindy Waters, III	g	2-9	0-2	1-2	1	3	4	3	5	3	0	0	0	32
21	Jonathan Laurent	g	1-6	0-2	0-0	2	1	3	0	2	1	0	0	0	14
02	Thomas Harris Jr.	g	2-6	1-3	0-0	0	3	3	2	5	0	0	0	1	19
04	Chris Dzagwa	g	0-3	0-3	0-0	0	0	0	1	0	1	0	0	0	13
14	Yor Anei	g	1-6	0-0	2-2	1	3	4	1	4	1	2	1	1	17
20	Keylan Boone	g	0-2	0-1	0-0	1	1	2	2	0	0	1	0	1	12
Team							2 2 4								
Totals			18-64	2-18	12-16	16	25	41	14	50	9	7	3	6	200

FG % 1st Half: 8-30 26.7% 2nd half: 10-34 29.4% Game: 18-64 28.1%
 3FG % 1st Half: 2-12 16.7% 2nd half: 0-6 0.0% Game: 2-18 11.1%
 FT % 1st Half: 6-8 75.0% 2nd half: 6-8 75.0% Game: 12-16 75.0%

Officials: James Breeding, Rick Crawford, Joe DeRosa
 Technical fouls: Kansas-None. Oklahoma St.-None.
 Attendance: 8818

Score by periods	1st	2nd	Total
Kansas	29	36	65
Oklahoma St.	24	26	50

Points	In	Off	2nd	Fast	Bench
KU	16	12	9	8	11
OSU	24	9	8	11	11

Last FG - KU 2nd-04:39, OSU 2nd-00:24.
 Largest lead - KU by 27 2nd-06:17, OSU None.
 KU led for 39:35, OSU led for 00:00. Game was tied for 00:25.

Score tied - 0 times.
 Lead changed - 0 times.

21

#3/3 KANSAS 78, TEXAS TECH 75

Feb. 1, 2020 | Lawrence, Kan. | Allen Fieldhouse



Official Basketball Box Score -- Game Totals -- Final Statistics
Texas Tech vs Kansas
 02/01/20 12:00 am at Lawrence, Kan. (Allen Fieldhouse)

Texas Tech 75 • 13-8,4-4 Big 12

#	Player	Total		3-Ptr		Rebounds			PF	TP	A	TO	Blk	Stl	Min
		FG-FGA	FT-FTA	FG-FGA	FT-FTA	Off	Def	Tot							
22	TJ Holyfield	f	7-12	3-5	2-5	0	8	8	3	19	1	1	4	2	36
00	Kyler Edwards	g	3-7	0-3	2-2	0	2	2	2	8	6	0	0	0	37
01	Terrence Shannon, J	g	2-6	0-0	4-4	2	9	11	3	8	0	2	0	1	27
03	Jahmil'us Ramsey	g	8-21	5-8	5-6	1	1	2	1	26	1	3	1	1	34
25	Davide Moretti	g	4-11	1-5	0-0	0	1	1	2	9	2	1	0	1	38
02	Clarence Nadoiny	g	1-2	0-0	1-1	0	0	0	2	3	0	0	0	1	6
12	Andrei Savrasov	g	0-0	0-0	0-0	0	0	0	1	0	0	0	0	0	2
21	Avery Benson	g	0-0	0-0	0-0	1	2	3	2	0	0	0	0	1	13
44	Chris Clarke	g	1-2	0-0	0-0	0	1	1	1	2	2	2	0	0	6
54	Russel Tchewa	g	0-0	0-0	0-0	0	0	0	0	0	0	0	0	0	1
Team							4 1 5								
Totals			26-61	9-21	14-18	8	25	33	17	75	12	9	5	7	200

FG % 1st Half: 13-34 38.2% 2nd half: 13-27 48.1% Game: 26-61 42.6%
 3FG % 1st Half: 2-9 22.2% 2nd half: 7-12 58.3% Game: 9-21 42.9%
 FT % 1st Half: 7-10 70.0% 2nd half: 7-8 87.5% Game: 14-18 77.8%

Kansas 78 • 18-3,7-1 Big 12

#	Player	Total		3-Ptr		Rebounds			PF	TP	A	TO	Blk	Stl	Min
		FG-FGA	FT-FTA	FG-FGA	FT-FTA	Off	Def	Tot							
35	Udoka Azubuike	c	1-5	0-0	3-4	4	4	8	3	5	0	2	1	0	16
00	Marcus Garrett	g	6-11	0-0	3										

2020-21 KANSAS BASKETBALL
2019-20 BOX SCORES

22 #3/3 KANSAS 69, TEXAS 58
Feb. 3, 2020 | Lawrence, Kan. | Allen Fieldhouse



Official Basketball Box Score -- Game Totals -- Final Statistics
Texas vs Kansas
02/03/20 8:00 pm at Lawrence, Kan. (Allen Fieldhouse)

Table with columns: #, Player, FG-FGA, 3-Ptr, FT-FTA, Rebounds, PF, TP, A TO Blk Stl, Min. Includes team totals and game statistics.

Table with columns: #, Player, FG-FGA, 3-Ptr, FT-FTA, Rebounds, PF, TP, A TO Blk Stl, Min. Includes team totals and game statistics.

Officials: Tony Padilla, Gerry Pollard, Doug Simmons
Technical fouls: Texas-None, Kansas-None.
Attendance: 16300

Score by periods table with columns: 1st, 2nd, Total. Rows for Texas and Kansas.

Points In Off 2nd Fast Bench
KU 22 12 4 6 14
UT 40 12 9 7 24

24 #3/3 KANSAS 58, WEST VIRGINIA 49
Feb. 12, 2020 | Morgantown, W.Va. | WVU Coliseum



Official Basketball Box Score -- Game Totals -- Final Statistics
Kansas vs West Virginia
02/12/20 7:00 pm at Morgantown, WV

Table with columns: #, Player, FG-FGA, 3-Ptr, FT-FTA, Rebounds, PF, TP, A TO Blk Stl, Min. Includes team totals and game statistics.

Table with columns: #, Player, FG-FGA, 3-Ptr, FT-FTA, Rebounds, PF, TP, A TO Blk Stl, Min. Includes team totals and game statistics.

Officials: Michael Greenstein, Pat Driscoll, Kipp Kissing
Technical fouls: Kansas-None, West Virginia-None.
Attendance: 14212
2019-20 Men's Basketball, Round: 0. Kansas vs West Virginia. Played at WVU Col

Score by periods table with columns: 1st, 2nd, Total. Rows for Kansas and West Virginia.

Points In Off 2nd Fast Bench
KU 32 21 5 12 17
WVU 24 15 11 0 12

23 #3/3 KANSAS 60, TCU 46
Feb. 8, 2020 | Fort Worth, Texas | Schollmaier Arena



Official Basketball Box Score -- Game Totals -- Final Statistics
Kansas vs TCU
02/08/20 11:00 am at Fort Worth, Texas (Schollmaier Arena)

Table with columns: #, Player, FG-FGA, 3-Ptr, FT-FTA, Rebounds, PF, TP, A TO Blk Stl, Min. Includes team totals and game statistics.

Table with columns: #, Player, FG-FGA, 3-Ptr, FT-FTA, Rebounds, PF, TP, A TO Blk Stl, Min. Includes team totals and game statistics.

Officials: Antonio Petty, James Breeding, Gary Maxwell
Technical fouls: Kansas-None, TCU-None.
Attendance: 6728

Score by periods table with columns: 1st, 2nd, Total. Rows for Kansas and TCU.

Points In Off 2nd Fast Bench
KU 36 17 10 17 15
TCU 26 16 5 7 12



2020-21 KANSAS BASKETBALL

2019-20 BOX SCORES



25 #3/3 KANSAS 87, OKLAHOMA 70

Feb. 15, 2020 | Lawrence, Kan. | Allen Fieldhouse

Official Basketball Box Score -- Game Totals -- Final Statistics
Oklahoma vs Kansas
02/15/20 11:00 am at Lawrence, KS

Oklahoma 70 • 16-9,6-6 Big 12

#	Player	Total			3-Ptr			Rebounds			PF	TP	A	TO	Blk	Stl	Min
		FG-FGA	FG-FGA	FT-FTA	FG-FGA	FG-FGA	FT-FTA	Off	Def	Tot							
21	Kristian Doolittle	f	8-20	5-8	6-8	3	9	12	1	27	0	2	0	1	35		
35	Brady Manek	f	3-8	1-6	0-0	1	4	5	2	7	0	0	1	0	24		
12	Austin Reaves	g	4-14	0-3	4-4	1	4	5	0	12	4	1	0	0	37		
15	Alondes Williams	g	2-8	0-1	0-0	0	2	2	2	4	1	1	0	0	22		
24	Jamal Bieniemy	g	1-5	0-2	0-0	1	2	3	2	2	3	1	1	0	29		
00	Victor Iwuakor	g	0-1	0-0	0-0	1	0	1	0	0	0	0	1	1	7		
01	Jalen Hill	g	0-0	0-0	2-2	0	0	0	0	2	0	0	0	0	4		
02	Corbin Merritt	g	0-0	0-0	0-0	0	0	0	0	0	0	0	0	1	1		
11	De'Vion Harmon	g	3-6	2-4	2-2	0	3	3	1	10	4	2	0	1	27		
52	Kur Kuath	g	3-5	0-0	0-0	2	1	3	2	6	0	1	2	0	14		
Team						1	0	1									
Totals			24-67	8-24	14-16	10	25	35	10	70	12	9	5	4	200		

FG % 1st Half: 12-30 40.0% 2nd half: 12-37 32.4% Game: 24-67 35.8%
 3FG % 1st Half: 4-10 40.0% 2nd half: 4-14 28.6% Game: 8-24 33.3%
 FT % 1st Half: 4-4 100.0% 2nd half: 10-12 83.3% Game: 14-16 87.5%

Kansas 87 • 22-3,11-1 Big 12

#	Player	Total			3-Ptr			Rebounds			PF	TP	A	TO	Blk	Stl	Min
		FG-FGA	FG-FGA	FT-FTA	FG-FGA	FG-FGA	FT-FTA	Off	Def	Tot							
35	Udoka Azubuike	c	6-12	0-0	3-6	6	11	17	1	15	1	1	4	0	30		
00	Marcus Garrett	g	9-18	6-9	0-0	1	4	5	1	24	7	1	0	4	37		
01	Devon Dotson	g	7-15	0-2	5-5	0	8	8	2	19	5	2	0	0	39		
04	Isaiah Moss	g	2-5	2-3	2-2	0	1	1	2	8	0	1	0	0	33		
30	Ochai Agbaji	g	4-10	2-5	0-2	1	5	6	3	10	3	1	1	0	30		
02	Christian Braun	g	1-2	1-2	0-0	0	0	0	0	3	1	0	1	0	10		
05	Elijah Elliott	g	0-0	0-0	0-0	0	0	0	0	0	0	0	0	0	1		
12	Chris Teahan	g	0-0	0-0	0-0	0	0	0	0	1	0	0	0	0	1		
13	Tristan Enaruna	g	1-2	0-1	0-0	0	2	2	1	2	0	2	0	0	9		
33	David McCormack	g	3-4	0-0	0-0	2	1	3	2	6	0	2	0	0	10		
Team						3	1	4									
Totals			33-68	11-22	10-15	13	33	46	13	87	17	10	6	4	200		

FG % 1st Half: 13-34 38.2% 2nd half: 20-34 58.8% Game: 33-68 48.5%
 3FG % 1st Half: 4-10 40.0% 2nd half: 5-11 45.5% Game: 8-24 33.3%
 FT % 1st Half: 9-13 69.2% 2nd half: 1-2 50.0% Game: 10-15 66.7%

Officials: Chance Moore,Darron George,Gerry Pollard
 Technical fouls: Oklahoma-None, Kansas-TEAM.
 Attendance: 16300
 2019-20 Men's Basketball. Round: 0. Kansas vs Oklahoma. Played at Allen Fieldh

Score by periods	1st	2nd	Total
Oklahoma	32	38	70
Kansas	41	46	87

Points	In Paint	Off T/O	2nd Chance	Fast Break	Bench
Oklahoma	36	12	4	9	26
Kansas	44	9	14	13	17

Last FG - OU OT-01:09, KU OT-02:26.
 Largest lead - OU by 3 1st-07:05, KU by 21 2nd-00:44.
 OU led for 04:01. KU led for 38:04. Game was tied for 02:55.

Score tied - 3 times.
 Lead changed - 11 times.

#3/3 KANSAS 91, IOWA STATE 71

Feb. 17, 2020 | Lawrence, Kan. | Allen Fieldhouse



Official Basketball Box Score -- Game Totals -- Final Statistics
Iowa St. vs Kansas
02/17/20 8:00 pm at Lawrence, KS

Iowa St. 71 • 11-15,4-9 Big 12

#	Player	Total			3-Ptr			Rebounds			PF	TP	A	TO	Blk	Stl	Min
		FG-FGA	FG-FGA	FT-FTA	FG-FGA	FG-FGA	FT-FTA	Off	Def	Tot							
12	Michael Jacobson	f	5-10	2-3	1-2	4	4	8	1	13	5	0	0	0	35		
33	Solomon Young	f	3-10	0-0	1-2	2	3	5	4	7	0	0	2	1	16		
03	Tre Jackson	g	2-5	2-4	0-0	1	1	2	0	6	4	1	0	3	33		
11	Prentiss Nixon	g	8-17	4-8	0-0	0	2	2	4	20	2	5	0	1	37		
45	Rasir Bolton	g	4-11	2-5	2-2	0	1	1	1	12	6	3	0	2	32		
00	Zion Griffin	g	0-2	0-0	0-0	0	1	1	1	0	0	1	0	1	9		
02	Caleb Grill	g	0-1	0-1	0-0	0	0	0	1	0	0	0	0	0	13		
04	George Conditt	g	4-5	0-0	1-3	2	2	4	2	9	0	1	1	0	15		
24	Terrence Lewis	g	1-2	1-2	1-2	0	0	0	0	4	0	1	0	0	10		
Team						2	3	5									
Totals			27-63	11-23	6-11	11	17	28	14	71	17	13	3	8	200		

FG % 1st Half: 15-27 55.6% 2nd half: 12-36 33.3% Game: 27-63 42.9%
 3FG % 1st Half: 9-12 75.0% 2nd half: 2-11 18.2% Game: 11-23 47.8%
 FT % 1st Half: 1-4 25.0% 2nd half: 5-7 71.4% Game: 6-11 54.5%

Kansas 91 • 23-3,12-1 Big 12

#	Player	Total			3-Ptr			Rebounds			PF	TP	A	TO	Blk	Stl	Min
		FG-FGA	FG-FGA	FT-FTA	FG-FGA	FG-FGA	FT-FTA	Off	Def	Tot							
35	Udoka Azubuike	c	5-7	0-0	3-7	4	3	7	3	13	2	6	2	0	24		
00	Marcus Garrett	g	2-6	0-2	1-2	0	8	8	2	5	6	1	0	3	34		
01	Devon Dotson	g	11-14	6-8	1-1	0	3	3	2	29	1	1	0	3	34		
04	Isaiah Moss	g	1-7	0-4	0-0	1	5	6	0	2	2	1	0	0	25		
30	Ochai Agbaji	g	6-10	2-6	0-2	1	2	3	1	14	3	1	0	1	29		
02	Christian Braun	g	5-6	3-4	0-0	1	2	3	1	13	1	0	0	1	22		
05	Elijah Elliott	g	0-0	0-0	0-0	0	0	0	0	1	0	1	0	0	2		
12	Chris Teahan	g	1-1	1-1	0-0	0	0	0	0	3	0	0	0	0	2		
13	Tristan Enaruna	g	0-2	0-2	2-2	2	2	4	0	2	0	2	0	0	10		
33	David McCormack	g	3-7	0-0	4-4	2	0	2	1	10	1	0	1	0	18		
Team						1	2	3									
Totals			34-60	12-27	11-18	12	27	39	11	91	16	13	3	8	200		

FG % 1st Half: 20-33 60.6% 2nd half: 14-27 51.9% Game: 34-60 56.7%
 3FG % 1st Half: 7-14 50.0% 2nd half: 5-13 38.5% Game: 12-27 44.4%
 FT % 1st Half: 3-7 42.9% 2nd half: 8-11 72.7% Game: 11-18 61.1%

Officials: Roger Ayers,Bert Smith,Gary Maxwell
 Technical fouls: Iowa St.-None, Kansas-None.
 Attendance: 16300
 2019-20 Men's Basketball. Round: 0. Iowa St. vs Kansas. Played at Allen Fieldh

Score by periods	1st	2nd	Total
Iowa St.	40	31	71
Kansas	50	41	91

Points	In Paint	Off T/O	2nd Chance	Fast Break	Bench
IOWAST	20	9	16	9	13
KU	38	17	17	10	28

Last FG - IOWAST 2nd-00:44, KU 2nd-01:01.
 Largest lead - IOWAST by 7 1st-17:18, KU by 28 2nd-04:07.
 IOWAST led for 04:35. KU led for 33:32. Game was tied for 01:53.

Score tied - 2 times.
 Lead changed - 6 times.



2020-21 KANSAS BASKETBALL

2019-20 BOX SCORES

27

#3/3 KANSAS 64, #1/1 BAYLOR 61

Feb. 22, 2020 | Waco, Texas | Ferrell Center



Official Basketball Box Score -- Game Totals -- Final Statistics
 Kansas vs Baylor
 02/22/20 11:00 am at Waco, TX

Kansas 64 • 24-3,13-1 Big 12

##	Player	Total		3-Ptr		Rebounds			PF	TP	A	TO	Blk	Stl	Min
		FG-FGA	FG-FGA	FT-FTA	Off	Def	Tot								
35	Udoka Azubuike	c	11-13	0-0	1-3	5	14	19	4	23	0	0	3	0	36
00	Marcus Garrett	g	3-10	1-2	2-2	0	4	4	3	9	7	5	1	2	32
01	Devon Dotson	g	5-11	1-4	2-3	0	1	1	4	13	3	2	0	2	37
04	Isaiah Moss	g	4-9	1-4	2-2	0	3	3	0	11	0	1	0	0	31
30	Ochai Agbaji	g	0-5	0-2	0-0	1	4	5	1	0	3	3	0	0	39
02	Christian Braun	g	2-3	0-1	0-0	0	0	0	2	4	0	0	0	1	21
33	David McCormack	g	2-2	0-0	0-0	1	0	1	5	4	0	1	0	0	4
Team						0	1	1							
Totals			27-53	3-13	7-10	7	27	34	19	64	13	12	4	5	200

FG % 1st Half: 15-28 53.6% 2nd half: 12-25 48.0% Game: 27-53 50.9% Deadball Rebounds 1,1
 3FG % 1st Half: 3-10 30.0% 2nd half: 0-3 0.0% Game: 3-13 23.1%
 FT % 1st Half: 1-1 100.0% 2nd half: 6-9 66.7% Game: 7-10 70.0%

Baylor 61 • 24-2,13-1 Big 12

##	Player	Total		3-Ptr		Rebounds			PF	TP	A	TO	Blk	Stl	Min
		FG-FGA	FG-FGA	FT-FTA	Off	Def	Tot								
11	Mark Vital	f	2-4	0-0	2-5	5	3	8	4	6	2	1	0	2	30
33	Freddie Gillespie	f	4-8	0-0	2-3	3	4	7	4	10	1	2	0	0	29
12	Jared Butler	g	7-18	4-10	1-3	0	6	6	1	19	6	1	0	2	34
31	MaCio Teague	g	3-8	2-4	0-0	0	0	0	2	8	1	1	0	0	28
45	Davion Mitchell	g	2-11	0-3	2-3	0	3	3	3	6	3	1	2	3	37
02	Devonte Bando	g	0-1	0-0	0-0	0	0	0	0	0	0	1	0	0	17
24	Matthew Mayer	g	4-7	1-3	1-1	2	1	3	0	10	0	1	0	2	14
25	Tristan Clark	g	1-1	0-0	0-0	0	2	2	2	2	1	0	1	0	11
Team						1	2	3							
Totals			23-58	7-20	8-15	11	21	32	16	61	14	10	5	9	200

FG % 1st Half: 11-25 44.0% 2nd half: 12-33 36.4% Game: 23-58 39.7% Deadball Rebounds 3
 3FG % 1st Half: 3-9 33.3% 2nd half: 4-11 36.4% Game: 7-20 35.0%
 FT % 1st Half: 6-11 54.5% 2nd half: 2-4 50.0% Game: 8-15 53.3%

Officials: John Gaffney, Chris Rastatter, Joe DeRosa
 Technical fouls: Kansas-None. Baylor-None.
 Attendance: 10627
 2019-20 Men's Basketball. Round: 0. Baylor vs Kansas. Played at Ferrell Center

Score by periods	1st	2nd	Total
Kansas	34	30	64
Baylor	31	30	61

	Points	In Paint	Off T/O	2nd Chance	Fast Break	Bench
KU	42	10	11	6	8	9
BAYLOR	30	15	8	12	12	12

Last FG - KU 2nd-02:08, BAYLOR 2nd-00:18. Score tied - 1 time.
 Largest lead - KU by 11 2nd-11:53, BAYLOR by 5 1st-19:18. Lead changed - 1 time.
 KU led for 35:46. BAYLOR led for 03:02. Game was tied for 01:12.



28

#1/1 KANSAS 83, OKLAHOMA STATE 58

Feb. 24, 2020 | Lawrence, Kan. | Allen Fieldhouse



Official Basketball Box Score -- Game Totals -- Final Statistics
 Oklahoma St. vs Kansas
 02/24/20 8:00 pm at Lawrence, KS

Oklahoma St. 58 • 14-14,4-11 Big 12

##	Player	Total		3-Ptr		Rebounds			PF	TP	A	TO	Blk	Stl	Min
		FG-FGA	FG-FGA	FT-FTA	Off	Def	Tot								
12	Cameron McGriff	f	6-14	1-3	3-4	3	2	5	4	16	0	3	1	0	31
14	Yor Anei	f	3-9	0-0	1-2	2	3	5	1	7	2	2	4	1	28
01	Jonathan Laurent	g	0-2	0-0	0-0	1	7	8	2	0	1	2	1	0	24
13	Isaac Likekele	g	3-8	0-0	5-7	0	6	6	3	11	0	3	2	1	35
21	Lindy Waters, III	g	4-7	1-3	2-2	0	2	2	3	11	1	1	0	1	32
00	Avery Anderson, III	g	1-2	0-0	0-0	0	1	1	1	2	1	2	0	0	12
04	Thomas Dziagwa	g	1-6	1-6	0-0	0	0	0	1	3	0	0	0	0	11
20	Keylan Boone	g	1-1	0-0	0-0	0	1	1	0	2	0	0	1	0	7
22	Kaleb Boone	g	1-3	0-0	4-4	0	1	1	4	6	2	0	0	1	12
03	Dee Mitchell	g	0-0	0-0	0-0	0	0	0	0	0	0	0	0	0	5
35	Hidde Roessink	g	0-0	0-0	0-0	0	0	0	0	0	0	0	0	0	3
Team						1	2	3							
Totals			20-52	3-12	15-19	7	25	32	19	58	8	13	9	4	200

FG % 1st Half: 10-31 32.3% 2nd half: 10-21 47.6% Game: 20-52 38.5% Deadball Rebounds 3
 3FG % 1st Half: 2-9 22.2% 2nd half: 1-3 33.3% Game: 3-12 25.0%
 FT % 1st Half: 3-5 60.0% 2nd half: 12-14 85.7% Game: 15-19 78.9%

Kansas 83 • 25-3,14-1 Big 12

##	Player	Total		3-Ptr		Rebounds			PF	TP	A	TO	Blk	Stl	Min
		FG-FGA	FG-FGA	FT-FTA	Off	Def	Tot								
35	Udoka Azubuike	c	6-7	0-0	7-8	8	8	16	1	19	2	2	3	0	27
00	Marcus Garrett	g	2-8	0-3	1-1	1	2	3	2	5	7	1	0	1	31
01	Devon Dotson	g	3-12	1-4	4-5	0	5	5	2	11	4	2	0	1	28
04	Isaiah Moss	g	3-7	3-6	0-0	0	4	4	2	9	1	0	0	1	28
30	Ochai Agbaji	g	5-9	2-6	3-3	0	4	0	1	15	1	1	0	0	27
02	Christian Braun	g	3-5	3-4	1-1	0	2	2	2	10	0	1	0	0	22
12	Chris Teahan	g	0-1	0-1	0-0	0	0	0	0	0	0	0	0	0	2
13	Tristan Enaruna	g	1-4	1-3	1-2	1	1	2	1	4	0	0	0	0	16
20	Michael Jankovich	g	0-1	0-1	0-0	1	0	1	0	0	0	1	0	0	3
33	David McCormack	g	5-10	0-0	0-0	2	2	4	4	10	1	2	1	0	16
Team						0	1	1							
Totals			28-64	10-28	17-20	13	25	38	15	83	16	10	4	3	200

FG % 1st Half: 11-32 34.4% 2nd half: 17-32 53.1% Game: 28-64 43.8% Deadball Rebounds 1,1
 3FG % 1st Half: 5-18 27.8% 2nd half: 1-3 33.3% Game: 10-28 35.7%
 FT % 1st Half: 8-9 88.9% 2nd half: 9-11 81.8% Game: 17-20 85.0%

Officials: Keith Kimble, Ray Natili, Kipp Kissinger
 Technical fouls: Oklahoma St.-Cameron McGriff. Kansas-None.
 Attendance: 16300
 2019-20 Men's Basketball. Round: 0. Kansas vs Oklahoma St.. Played at Allen Fi

Score by periods	1st	2nd	Total
Oklahoma St.	25	33	58
Kansas	35	48	83

	Points	In Paint	Off T/O	2nd Chance	Fast Break	Bench
OSU	24	15	6	8	11	13
KU	28	19	14	11	24	24

Last FG - OSU 2nd-01:11, KU 2nd-04:37. Score tied - 2 times.
 Largest lead - OSU by 3 1st-16:56, KU by 36 2nd-04:37. Lead changed - 5 times.
 OSU led for 02:27. KU led for 36:09. Game was tied for 01:24.

29

#1/1 KANSAS 62, KANSAS STATE 58

Feb. 29, 2020 | Manhattan, Kan. | Bramlage Coliseum



Official Basketball Box Score -- Game Totals -- Final Statistics
 Kansas vs Kansas St.
 02/29/20 12:30 pm at Manhattan, KS

Kansas 62 • 26-3,15-1 Big 12

##	Player	Total		3-Ptr		Rebounds			PF	TP	A	TO	Blk	Stl	Min
		FG-FGA	FG-FGA	FT-FTA	Off	Def	Tot								
35	Udoka Azubuike	c	2-4	0-0	2-5	3	6	9	2	6	0	2	0	1	20
00	Marcus Garrett	g	1-5	0-0	1-6	1	3	4	3	3	3	3	0	0	38
01	Devon Dotson	g	8-11	1-3	8-8	0	1	1	3	25	1	3	0	2	38
04	Isaiah Moss	g	1-5	0-4	6-6	1	4	5	0	8	1	1	0	0	33
30	Ochai Agbaji	g	2-7	1-4	0-0	3	2	5	3	5	2	3	0	1	25
02	Christian Braun	g	2-4	2-4	0-0	1	3	4	3	6	1	0	1	1	23
13	Tristan Enaruna	g	0-0	0-0	0-0	0	0	0	0	0	0	1	0	1	3
33	David McCormack	g	2-7	0-0	5-6	3	1	4	4	9	1	1	0	2	20
Team						2	1	3							
Totals			18-43	4-15	22-31	14	21	35	18	62	9	16	1	8	200

FG % 1st Half: 9-16 56.3% 2nd half: 9-27 33.3% Game: 18-43 41.9% Deadball Rebounds 5,1
 3FG % 1st Half: 3-5 60.0% 2nd half: 1-10 10.0% Game: 4-15 26.7%
 FT % 1st Half: 14-18 77.8% 2nd half: 8-13 61.5% Game: 22-31 71.0%

Kansas St. 58 • 9-20,2-14 Big 12

##	Player	Total		3-Ptr		Rebounds			PF	TP	A	TO	Blk	Stl	Min
		FG-FGA	FG-FGA	FT-FTA	Off	Def	Tot								
14	Makol Mawien	f	5-9	0-0	3-3	2	3	5	3	13	1	2	3	0	30
20	Xavier Sneed	f	4-12	1-6	4-6	2	3	5	4	13	1	4	0	2	35
00	Mike McGuirl	g	2-9	2-6	2-4	0	4	4	3	8	2	0	0	0	33
02	Carter Diarra	g	5-11	2-8	3-4	0	2								

2020-21 KANSAS BASKETBALL

2019-20 BOX SCORES

30

#1/1 KANSAS 75, TCU 66
 March 4, 2020 | Lawrence, Kan. | Allen Fieldhouse



Official Basketball Box Score -- Game Totals -- Final Statistics
TCU vs Kansas
03/04/20 7:00 pm at Lawrence, KS

TCU 66 • 16-14,7-10 Big 12

#	Player	Total		3-Ptr		Rebounds			PF	TP	A	TO	Blk	Stl	Min
		FG-FGA	FG-FGA	FT-FTA	Off	Def	Tot								
21	Kevin Samuel	c	2-4	0-0	0-0	2	2	4	4	4	0	1	0	0	17
01	Desmond Bane	g	8-15	6-10	2-3	0	5	5	1	24	4	5	0	0	40
02	Edric Dennis	g	6-11	6-10	0-0	0	0	0	1	18	2	3	0	0	31
04	PJ Fuller	g	0-2	0-1	2-2	0	2	2	0	2	3	3	1	1	25
05	Jaire Grayer	g	3-7	0-3	1-2	1	5	6	1	7	2	0	1	0	33
03	Francisco Farabello	g	0-1	0-1	0-0	0	0	0	3	0	1	0	0	2	11
10	Diante Smith	g	0-2	0-1	0-0	0	0	0	3	0	0	0	0	0	7
22	RJ Nembhard	g	1-6	1-3	0-0	0	1	1	1	3	0	1	0	1	13
23	Jaedon LeDee	g	2-5	0-0	4-4	5	3	8	3	8	0	0	0	0	23
	Team					1	0	1			1				
	Totals		22-53	13-29	9-11	9	18	27	17	66	12	14	2	4	200

FG % 1st Half: 12-25 48.0% 2nd half: 10-28 35.7% Game: 22-53 41.5%
 3FG % 1st Half: 9-15 60.0% 2nd half: 4-14 28.6% Game: 13-29 44.8%
 FT % 1st Half: 4-4 100.0 2nd half: 5-7 71.4% Game: 9-11 81.8%

Kansas 75 • 27-3,16-1 Big 12

#	Player	Total		3-Ptr		Rebounds			PF	TP	A	TO	Blk	Stl	Min
		FG-FGA	FG-FGA	FT-FTA	Off	Def	Tot								
35	Udoka Azubuike	c	13-14	0-0	5-13	8	6	14	1	31	1	5	5	0	35
00	Marcus Garrett	g	3-6	0-0	3-4	1	3	4	3	9	5	1	0	3	33
01	Devon Dotson	g	5-12	2-3	6-6	0	6	6	2	18	2	2	0	4	37
04	Isaiah Moss	g	2-9	1-7	0-0	1	4	5	2	5	3	1	0	1	37
30	Ochai Agbaji	g	4-7	0-1	0-0	2	0	2	2	8	1	2	0	0	30
02	Christian Braun	g	2-6	0-1	0-0	1	3	4	2	4	0	1	0	1	20
13	Tristan Enaruna	g	0-0	0-0	0-0	0	0	0	0	0	0	0	0	0	3
33	David McCormack	g	0-0	0-0	0-0	1	0	1	0	0	1	0	0	0	5
	Team					0	0	0			1				
	Totals		29-54	3-12	14-23	14	22	36	12	75	13	13	5	9	200

FG % 1st Half: 15-28 53.6% 2nd half: 14-26 53.8% Game: 29-54 53.7%
 3FG % 1st Half: 2-7 28.6% 2nd half: 1-5 20.0% Game: 3-12 25.0%
 FT % 1st Half: 3-8 37.5% 2nd half: 11-15 73.3% Game: 14-23 60.9%

Officials: Jeb Hartness, Tony Padilla, Joe DeRosa
 Technical fouls: TCU-None, Kansas-None.
 Attendance: 16300
 2019-20 Men's Basketball. Round: 0. Kansas vs TCU. Played at Allen Fieldhouse.

Score by periods	1st	2nd	Total
TCU	37	29	66
Kansas	35	40	75

	In	Off	2nd	Fast	Bench
Points	Paint	T/O	Chance	Break	
TCU	16	11	8	4	11
KU	46	14	19	12	4

Last FG - TCU 2nd-01:13, KU 2nd-02:38.
 Largest lead - TCU by 6 1st-04:54, KU by 13 2nd-05:42.
 TCU led for 12:23. KU led for 25:52. Game was tied for 01:45.

Score tied - 3 times.
 Lead changed - 8 times.

31

#1/1 KANSAS 66, TEXAS TECH 62
 March 7, 2020 | Lubbock, Texas | United Supermarkets Arena



Official Basketball Box Score -- Game Totals -- Final Statistics
Kansas vs Texas Tech
03/07/20 1:00 pm at Lubbock, TX

Kansas 66 • 28-3,17-1 Big 12

#	Player	Total		3-Ptr		Rebounds			PF	TP	A	TO	Blk	Stl	Min
		FG-FGA	FG-FGA	FT-FTA	Off	Def	Tot								
35	Udoka Azubuike	c	6-9	0-0	3-8	4	7	11	4	15	1	3	1	0	29
00	Marcus Garrett	g	4-8	0-1	1-3	3	5	8	1	9	2	1	0	0	34
01	Devon Dotson	g	6-15	1-5	4-4	0	7	7	3	17	5	5	0	1	38
04	Isaiah Moss	g	1-6	1-5	0-0	0	2	2	1	3	0	0	0	1	28
30	Ochai Agbaji	g	5-13	2-5	0-0	2	4	6	1	12	0	1	0	0	37
02	Christian Braun	g	2-5	0-1	1-1	2	2	4	3	5	0	0	0	1	21
13	Tristan Enaruna	g	0-0	0-0	0-0	0	0	0	1	0	0	0	0	0	2
33	David McCormack	g	1-5	0-0	3-4	3	4	7	1	5	0	1	0	1	11
	Team					0	1	1							
	Totals		25-61	4-17	12-20	14	32	46	15	66	8	11	1	4	200

FG % 1st Half: 12-31 38.7% 2nd half: 13-30 43.3% Game: 25-61 41.0%
 3FG % 1st Half: 3-12 25.0% 2nd half: 1-5 20.0% Game: 4-17 23.5%
 FT % 1st Half: 5-8 62.5% 2nd half: 7-12 58.3% Game: 12-20 60.0%

Texas Tech 62 • 18-13,9-9 Big 12

#	Player	Total		3-Ptr		Rebounds			PF	TP	A	TO	Blk	Stl	Min
		FG-FGA	FG-FGA	FT-FTA	Off	Def	Tot								
22	TJ Holyfield	f	4-11	2-7	1-2	0	3	3	4	11	2	1	3	0	27
00	Kyler Edwards	g	1-7	1-4	0-2	0	2	2	1	3	5	1	1	1	31
00	Jahmi'us Ramsey	g	2-7	2-4	0-2	0	1	1	3	6	2	1	0	1	30
15	Kevin McCullar	g	3-5	1-2	0-0	4	4	8	3	7	1	1	0	0	24
25	Davide Moretti	g	6-14	2-7	4-4	1	4	5	3	18	2	1	0	1	38
01	Terrence Shannon, J	g	3-8	0-2	2-2	0	4	4	1	8	0	0	0	0	18
21	Avery Benson	g	1-1	0-0	0-0	0	0	0	0	2	1	0	0	1	4
44	Chris Clarke	g	2-8	0-0	0-0	2	6	8	1	4	1	1	0	0	23
54	Russel Tchewa	g	1-1	0-0	1-1	1	1	2	1	3	0	1	1	1	5
	Team					1	2	3							
	Totals		23-62	8-26	8-13	9	27	36	17	62	13	7	5	5	200

FG % 1st Half: 10-33 30.3% 2nd half: 13-29 44.8% Game: 23-62 37.1%
 3FG % 1st Half: 4-12 33.3% 2nd half: 4-14 28.6% Game: 8-26 30.8%
 FT % 1st Half: 0-2 0.0% 2nd half: 8-11 72.7% Game: 8-13 61.5%

Officials: Chance Moore, Kelly Self, Doug Simmons
 Technical fouls: Kansas-None, Texas Tech-None.
 Attendance: 15098
 2019-20 Men's Basketball. Round: 0. Kansas vs Texas Tech. Played at United Sup

Score by periods	1st	2nd	Total
Kansas	32	34	66
Texas Tech	24	38	62

	In	Off	2nd	Fast	Bench
Points	Paint	T/O	Chance	Break	
KU	38	4	13	3	10
TTU	16	6	12	2	17

Last FG - KU 2nd-00:35, TTU 2nd-00:11.
 Largest lead - KU by 8 1st-01:18, TTU by 2 1st-19:25.
 KU led for 29:58. TTU led for 03:23. Game was tied for 06:39.

Score tied - 9 times.
 Lead changed - 9 times.





Dribbo

THE UNIVERSITY OF
KANSAS HEALTH SYSTEM

**2020-21
OPPONENTS**

2020-21 KANSAS BASKETBALL OPPONENTS



GONZAGA BULLDOGS

GAME 1 | Nov. 26 | 12:30 p.m. (CT)

GENERAL INFO

Location Spokane, Wash.
Enrollment 7,501
Colors Navy Blue, White, Red
President Dr. Thayne McCulloh
Athletics Director Mike Roth
Conference West Coast Conference
Home Court McCarthey Athletic Center (6,000)
Website gozags.com

TEAM INFORMATION

2019-20 Record 31-2
Conference Finish 15-1 (1st)
Lettermen R/L (Starters R/L) 4/8 (2/3)

MEDIA RELATIONS

Barratt Henderson
Office 509.313.4202
Cell 509.313.4288
Email hendersonb@gonzaga.edu

HEAD COACH

Mark Few (University of Oregon, '87)
Rec. at Gonzaga: 599-214 (21 seasons)
Overall: Same

SERIES INFORMATION

Overall KU leads, 1-0
In Lawrence KU leads, 1-0
Last Meeting KU, 80-66 (11/13/1998)
First Meeting KU, 80-66 (11/13/1998)



NORTH DAKOTA STATE BISON

GAME 5 | Dec. 5 | TBD

GENERAL INFO

Location Fargo, N.D.
Enrollment 12,846
Colors Yellow & Green
President Dr. Dean L. Bresciani
Athletics Director Matt Larsen
Conference The Summit League
Home Court Scheels Center (5,644)
Website Gobison.com

TEAM INFORMATION

2019-20 Record 25-8
Conference Finish 13-3 (1st)
Lettermen R/L (Starters R/L) 7/5 (2/3)

MEDIA RELATIONS

Wes Offerman
Office 701.231.8047
Cell 701.446.7788
Email Wes.Offerman@ndsu.edu

HEAD COACH

David Richman (NDSU '02)
Record at NDSU: 121-75 (7 Seasons)
Overall Record: Same

SERIES INFORMATION

Overall KU leads, 1-0
Last Meeting KU, 84-74 (3/20/09)
First Meeting Same



TEXAS TECH RED RAIDERS

GAMES 9/25 | Dec. 17/Feb. 20 | TBD

GENERAL INFO

Location Lubbock, Texas
Enrollment 38,246
Colors Scarlet & Black
Chancellor Dr. Lawrence Schovanez
Athletics Director Kirby Hocutt
Conference Big 12
Home Court United Supermarkets Arena (15,098)
Website texas.tech.com

TEAM INFORMATION

2019-20 Record 18-13
Conference Finish 9-9 (4th)
Lettermen R/L (Starters R/L)

MEDIA RELATIONS

Wes Bloomquist
Office 80.742.2770
Cell 512.966.6971
Email Wes.Bloomquist@ttu.edu

HEAD COACH

Chris Beard (Texas '95)
Record at TTU: 94-44 (4 Season)
Overall: 124-49 (5 seasons)

SERIES INFORMATION

Overall KU leads, 37-6
In Lawrence KU leads, 19-1
Last Meeting KU, 66-62 (3/2/20)
First Meeting KU, 85-71 (12/7/59)



SAINT JOSEPH'S HAWKS

GAME 2 | Nov. 27 | 1 p.m. (CT)

GENERAL INFO

Location Philadelphia, Pa.
Enrollment (4,688)
Colors Crimson & Grey
President Dr. Mark C. Reed
Athletics Director Jill Bodensteiner
Conference Atlantic 10
Home Court Michael J. Hagan Arena (4,200)
Website sjuhawks.com

TEAM INFORMATION

2019-20 Record 6-26
Conference Finish 2-16 (14th)
Lettermen R/L (Starters R/L) 7/5 (3/2)

MEDIA RELATIONS

Jack Jumper
Office 610.660.3389
Email jjumper@sju.edu

HEAD COACH

Billy Lange (Rowan '94)
Record at SJU: 6-26 (1 season)
Overall: 98-141

SERIES INFORMATION

Overall KU leads, 5-2
In Lawrence KU leads, 2-0
Last Meeting SJU, 70-67 (12.6.2005)
First Meeting KU, 63-58 (12.30.1942)



CREIGHTON BLUEJAYS

GAME 6 | Dec. 8 | TBD

GENERAL INFO

Location Omaha, Neb.
Enrollment 8,821
Colors Blue & White
President Rev. Daniel S. Hendrickson, Ph.D.
Athletics Director Bruce Rasmussen
Conference Big East
Home Court CHI Hlth Ctr. Omaha (17,352)
Website gocreighton.com

TEAM INFORMATION

2019-20 Record 24-7
Conference Finish 13-5 (T-1st)
Lettermen R/L (Starters R/L) 10/5 (4/1)

MEDIA RELATIONS

Rob Anderson
Office 402.280.5544
Cell 402.660.5854
Email randerson@creighton.com

HEAD COACH

Greg McDermott (Northern Iowa '88)
Record at Creighton: 231-116 (11 Seasons)
Overall: 511-311 (27 Seasons)

SERIES INFORMATION

Overall KU leads, 9-6
In Lawrence KU leads, 4-1
Last Meeting KU, 55-54 (3.4.74)
First Meeting KU, 29-7 (1.13.1923)



KENTUCKY WILDCATS

GAME 3 | Dec. 1 | 8:30 p.m. (CT)

GENERAL INFO

Location Lexington, Ky.
Enrollment 30,277
Colors Blue & White
President Eli Capuouto
Athletics Director Mitch Barnhart
Conference SEC
Home Court Rupp Arena (20,500)
Website ukathletics.com

TEAM INFORMATION

2019-20 Record 25-6
Conference Finish 15-3 (1st)
Lettermen R/L (Starters R/L) 5/9 (0/5)

MEDIA RELATIONS

Eric Lindsey/Deb Moore
Office (Lindsey/Moore) 859.257.8429/859.257.8506
Cell (Lindsey/Moore) 859.619.0944/859.559.5781
Email (Lindsey/Moore) eric.lindsey@uky.edu/deb.moore@uky.edu

HEAD COACH

John Calipari (Clarion, '82)
Record at Kentucky: 330-77 (11 seasons)
Overall: 775-217 (28 seasons)

SERIES INFORMATION

Overall UK leads, 23-9
In Lawrence UK leads, 7-5
Last Meeting UK, 71-63 (1.26.2019)
First Meeting UK, 68-39 (12.16.1950)



OMAHA MAVERICKS

GAME 7 | Dec. 11 | 6 p.m.

GENERAL INFO

Location Omaha, Neb.
Enrollment 15,982
Colors Crimson & Black
President Dr. John Christensen
Athletics Director Trev Alberts
Conference The Summit League
Home Court Baxter Arena (7,898)
Website omavs.com

TEAM INFORMATION

2019-20 Record 16-16
Conference Finish 9-7 (5th)
Lettermen R/L (Starters R/L) 8/3 (4/2)

MEDIA RELATIONS

Bonnie Ryan
Office 402.554.3267
Cell 402.679.2919
Email bryan@omavs.com

HEAD COACH

Derrin Hansen (Neb. Wesleyan '91)
Record at UNO: 243-215 (15 seasons)
Overall: Same

SERIES INFORMATION

Overall KU leads, 1-0
In Lawrence KU leads, 1-0
Last Meeting KU, 109-64 (12.18.17)
First Meeting Same



WASHBURN ICHABODS

GAME 4 | Dec. 3 | 7 p.m.

GENERAL INFO

Location Topka, Kan.
Enrollment 7,000
Colors Navy Blue & White
President Jerry Farley
Athletics Director Loren Ferre
Conference MIAA
Home Court Lee Arena
Website wusports.com

TEAM INFORMATION

2019-20 Record 16-13
Conference Finish 11-8 (6th)
Lettermen R/L (Starters R/L) 9/1 (4/1)

SPORTS INFORMATION

Gene Cassell
Office 785.670.1791
Email gene.cassell@washburn.edu

HEAD COACH

Brett Ballard (Kansas, '02)
Record at Washburn: 58-26 (3 seasons)
Overall: 91-56 (5 seasons)

SERIES INFORMATION

Overall KU leads, 38-3
In Lawrence KU leads, 38-0
Last Meeting KU, 79-52 (11.1.2018)
First Meeting KU, 22-19 (1.19.1906)

GENERAL INFO

Location Stephenville, Texas
Enrollment 13,179
Color Purple & White
President Dr. James Hurley
Athletics Director Lonn Reisman
Conference Western Athletic Conference
Home Court Wisdom Gym (3,000)
Website tarletonsports.com

TEAM INFORMATION

2019-20 Record 18-12
Conference Record (Finish) 13-9 (7th)
Lettermen R/L (Starters R/L)

MEDIA RELATIONS

Ryan Cox
Office 254.968.1803
Cell 817.776.2591
Email rcox@tarleton.com

HEAD COACH

Billy Gillespie (Tarleton '02)
Record at TSU: First season
Overall: 148-108 (8 seasons)

SERIES INFORMATION

Overall First Meeting



TEXAS LONGHORNS

GAME 11/26 | Jan. 2/Feb. 22 | TBD

GENERAL INFO

Location Austin, Texas
Enrollment 51,832
Colors Burnt Orange & White
President Jay Hartzell
Athletics Director Chris Del Conte
Conference Big 12
Home Court Frank C. Erwin Center (16,540)
Website texassports.com

TEAM INFORMATION

2019-20 Record 19-12
Conference Finish 9-9 (3rd)
Lettermen R/L (Starters R/L) 13/0 (5/0)

MEDIA RELATIONS

Scott McConnell
Office 512.748.9313
Email sm.texas.edu

HEAD COACH

Shaka Smart (Kenyon College '99)
Record at UT: 91-78 (5 seasons)
Overall: 253-134 (11 seasons)

SERIES INFORMATION

Overall KU leads, 35-9
In Lawrence KU leads, 18-1
Last Meeting KU, 69-58 (2.3.20)
First Meeting UT, 34-36 (12.16.38)



TCU HORNED FROGS

GAME 12/18 | Jan. 5/Jan. 26 | TBD

GENERAL INFO

Location Ft. Worth, Texas
Enrollment 13,379
Colors Purple & White
President Dr. Victor J. Boschini Jr.
Athletics Director Jeremiah Donati
Conference Big 12
Home Court Ed and Rae Schollmaier Arena (6,800)
Website gofrogs.com

TEAM INFORMATION

2019-20 Record 16-16
Conference Finish 7-11 (7th)
Lettermen R/L (Starters R/L) 6/3 (2/3)

MEDIA RELATIONS

Steven Schoon
Office 871.257.5299
Cell 620.218.1693
Email s.schoon@tcu.edu

HEAD COACH

Jamie Dixon (TCU, '87)
Record at TCU: 84-57 (4 seasons)
Overall: TCU: 412-180 (17 seasons)

SERIES INFORMATION

Overall KU Leads, 20-2
In Lawrence KU leads, 9-0
Last Meeting KU, 75-66 (3.4.20)
First Meeting KU, 68-64 (3.21.52)

2020-21 KANSAS BASKETBALL OPPONENTS



OKLAHOMA SOONERS

GAME 13/17 | Jan. 9/Jan. 23 | TBD

GENERAL INFO

Location Norman, Okla.
Enrollment 31,678
Colors Crimson & Cream
Interim President Joseph Harroz
Athletics Director Joe Castiglione
Conference Big 12
Home Court Lloyd Noble Center (11,562)
Website soonersports.com

HEAD COACH

Loni Kruger (Kansas State '75)
Record at OU: 179-117 (9 seasons)
Overall: 658-421 (34 seasons)

TEAM INFORMATION

2019-20 Record 19-12
Conference Finish 9-9 (T-3rd)
Lettermen R/L (Starters R/L) 10/3 (4/2)

COMMUNICATIONS

Ben Cologelli
Office 405.325.7014
Cell 405.246.5663
Email bcologelli@ou.edu

SERIES INFORMATION

Overall KU leads, 150-68
In Lawrence KU leads, 77-16
Last Meeting KU, 87-70 (2.15.20)
First Meeting KU, 33-28 (3.5.1920)



IOWA STATE CYCLONES

GAMES 15/23 | Jan. 16/Feb. 13 | TBD

GENERAL INFO

Location Ames, Iowa
Enrollment 31,825
Colors Cardinal & Gold
President Wendy Wintersteen
Athletics Director Jamie Pollard
Conference Big 12
Home Court Hilton Coliseum (14,384)
Website cyclones.com

HEAD COACH

Steve Prohm (Alabama, '97)
Record at ISU: 95-73 (5 seasons)
Overall: 199-102 (9 seasons)

TEAM INFORMATION

2019-20 Record 12-20
Conference Finish 5-13 (9th)
Lettermen R/L (Starters R/L) 8/6 (2/5)

MEDIA RELATIONS

Matt Shoultz
Office 515.294.1393
Cell 515.520.7642
Email mshoultz@iastate.edu

SERIES INFORMATION

Overall KU leads, 184-66
In Lawrence KU leads, 95-16
Last Meeting ISU, 91-71 (2.17.20)
First Meeting KU, 53-35 (2.20.1908)



TENNESSEE VOLUNTEERS

GAME 19 | Jan. 30 | TBD

GENERAL INFO

Location Knoxville, Tenn.
Enrollment 29,460
Colors Orange & White
President Randy Boyd
Athletics Director Phillip Fulmer
Conference SEC
Home Court Thompson-Boling Arena (21,678)
Website utsports.com

HEAD COACH

Rick Barnes (Lenoir-Rhyne '77)
Record at UT: 105-64 (5 seasons)
Overall: 709-378 (33 seasons)

TEAM INFORMATION

2019-20 Record 17-14
Conference Finish 9-9 (8th)
Lettermen R/L (Starters R/L) 8/3 (4/2)

MEDIA RELATIONS

Tom Satkowiak
Office 865.974.7501
Cell 865.696.2897
Email tomsid@tennessee.edu

SERIES INFORMATION

Overall KU leads, 3-1
In Lawrence KU leads, 1-0
Last Meeting KU, 87-82 (11.23.18)
First Meeting KU, 92-85 (1.3.09)



OKLAHOMA STATE COWBOYS

GAME 14/22 | Jan. 12/ Feb. 8 | TBD

GENERAL INFO

Location Stillwater, Okla.
Enrollment 25,295
Colors Orange & Black
President Burns Hargis
Athletics Director Mike Holder
Conference Big 12
Home Court Gallagher-Iba Arena (13,611)
Website okstate.com

HEAD COACH

Mike Boynton Jr. (South Carolina, '04)
Record at OSU: 51-49 (3 Seasons)
Overall: Same

TEAM INFORMATION

2019-20 Record 18-14
Conference Finish 7-11 (8th)
Lettermen R/L (Starters R/L) 6/8 (1/4)

SPORTS INFORMATION

Stephen Howard
Office 405.744.7756
Cell 817.793.5199
Email stephen.howard@okstate.edu

SERIES INFORMATION

Overall KU leads, 118-59
In Lawrence KU leads, 64-12
Last Meeting KU, 83-58 (2.24.20)
First Meeting KU, 38-18 (2.11.1926)
Record at OSU: 51-49 (3 Seasons)
Overall: Same



BAYLOR BEARS

GAMES 16/27 | Jan. 18/Feb. 27 | TBD

GENERAL INFO

Location Waco, Texas
Enrollment 18,033
Colors Green & Gold
President Dr. Linda Livingstone
Athletics Director Mack Rhoades
Conference Big 12
Home Court Ferrell Center (10,284)
Website Baylorbears.com

HEAD COACH

Scott Drew (Butler, '93)
Record at BU: 342-213 (17 seasons)
Overall: 362-224 (18 seasons)

TEAM INFORMATION

2019-20 Record 26-4
Conference Finish 15-3 (2nd)
Lettermen R/L (Starters R/L)

MEDIA RELATIONS

David Kaye
Office 254.710.4389
Cell 254.709.5147
Email David_Kaye@baylor.edu

SERIES INFORMATION

Overall KU leads, 36-6
In Lawrence KU leads, 17-1
Last Meeting KU, 61-61 (2.22.20)
First Meeting KU, 57-46 (12.3.51)



KANSAS STATE WILDCATS

GAMES 20/24 | Feb. 2/ Feb. 16 | TBD

GENERAL INFO

Location Manhattan, Kan.
Enrollment 22,221
Colors Purple & White
President Richard B. Myers
Athletics Director Gene Taylor
Conference Big 12
Home Court Bramlage Coliseum (12,528)
Website kstatesports.com

HEAD COACH

Bruce Weber (Wis.-Milwaukee, '78)
Record at KSU: 161-110 (8 Seasons)
Overall: 474-265 (22 Seasons)

TEAM INFORMATION

2019-20 Record 11-21
Conference Finish 3-15 (10th)
Lettermen R/L (Starters R/L) 4/8 (3/3)

MEDIA RELATIONS

Tom Gilbert
Office 785.532.7979
Cell 785.587.7868
Email tgilbert@kstatesports.com

SERIES INFORMATION

Overall KU leads, 199-94
In Lawrence KU leads, 91-35
Last Meeting KU, 62-58 (2.19.20)
First Meeting KU, 54-39 (1.25.1907)

2021 BIG 12 CHAMPIONSHIP

Sprint Center - Kansas City, Mo.

Wednesday, March 10

Game 1 - No. 9 Seed vs. No. 8 Seed
Game 2 - No. 10 Seed vs. No. 7 Seed

Thursday, March 11 (Quarterfinals)

Game 3 - No. 5 Seed vs. No. 4 Seed
Game 4 - Winner Game 1 vs. No. 1 Seed
Game 5 - Winner Game 2 vs. No. 2 Seed
Game 6 - No. 6 Seed vs. No. 3 Seed

Friday, March 12 (Semifinals)

Game 7 - Winner Game 3 vs. Winner Game 4
Game 8 - Winner Game 5 vs. Winner Game 6

Saturday, March 13 (Championship)

Game 9 - Winner Game 7 vs. Winner Game 8, ESPN



2021 NCAA TOURNAMENT DATES & SITES

March 14 - Selection Sunday
March 16 & 17 - First Four (Dayton, Ohio)
March 18 & 20 - First/Second Rounds (Boise, Idaho; Dallas, Texas; Detroit, Mich.; Providence, R.I.)
March 19 & 21 - First/Second Rounds (Lexington, Ky.; Raleigh, N.C.; San Jose, Calif.; Wichita, Kan.)
March 25 & 27 - Regional (Denver, Colo.; Minneapolis, Minn.)
March 26 & 28 - Regional (Brooklyn, N.Y.; Memphis, Tenn.)
April 3 & 5 - Final Four (Indianapolis, Ind.)



All games will be televised on an ESPN platform

2020-21 KANSAS BASKETBALL NONCONFERENCE SERIES HISTORY

A

AIR FORCE

SERIES TIED, 1-1

02/04/1961.....Lawrence.....W.....78-52
02/03/1962.....Colorado Springs, Colo.....L.....72-76

ALASKA-ANCHORAGE

KANSAS LEADS, 1-0

11/25/1988.....Anchorage, Alaska*.....W.....94-81

*Great Alaska Shootout

ALBANY

KANSAS LEADS, 1-0

12/30/2008.....Lawrence.....W.....79-43

ALCORN STATE

KANSAS LEADS, 4-0

01/25/1982.....Lawrence.....W.....72-60
12/20/1982.....Lawrence.....W.....86-72
03/16/1984.....Lincoln, Neb.*.....W.....76-56
11/27/2009.....Lawrence.....W.....98-31

*NCAA Midwest Regional

AMERICAN

KANSAS LEADS, 2-0

01/06/1988.....Lawrence.....W.....90-69
12/29/2012.....Lawrence.....W.....89-57

APPALACHIAN STATE

KANSAS LEADS, 1-0

12/07/1987.....Lawrence.....W.....73-62

ARIZONA

KANSAS LEADS, 8-4

12/31/1979.....Tucson, Ariz.....W.....78-60
12/07/1981.....Lawrence.....W.....86-57
03/22/1996.....Denver, Colo.*.....W.....83-80
03/21/1997.....Birmingham, Ala.*.....L.....82-85
12/02/1997.....Chicago\$.....W.....90-87
12/01/2001.....Tucson, Ariz.....W.....105-97
01/25/2003.....Lawrence.....L.....91-74
03/29/2003.....Anaheim, Calif.*.....W.....78-75
11/21/2005.....Maui, Hawaii&.....L.....61-49
11/25/2007.....Lawrence.....W.....76-72 (OT)
12/23/2008.....Tucson, Ariz.....L.....84-67
11/27/2011.....Las Vegas, Nev.@.....W.....87-79

*NCAA West Regional; *NCAA Southeast Regional; \$Great Eight; &Maui Invitational; @Las Vegas Invitational

ARIZONA STATE

KANSAS STATE LEADS, 6-5

12/11/1961.....Tempe, Ariz.....L.....58-72
12/14/1962.....Manhattan, Kan.....L.....62-71
12/29/1979.....Tempe, Ariz.....L.....65-73
03/15/1981.....Wichita, Kan.*.....W.....88-71
11/30/1981.....Lawrence.....W.....63-62
12/22/1989.....Lawrence.....W.....90-67
11/23/1990.....Tempe, Ariz.....L.....68-70
11/26/1997.....New York*.....W.....90-88 (OT)
03/22/2003.....Oklahoma City, Okla.\$.....W.....108-76
12/10/2017.....Lawrence.....L.....85-95
12/22/2018.....Tempe, Ariz.....L.....76-80

*NCAA West Regional; *Preseason NIT; \$NCAA West Sub-Regional

ARKANSAS

KANSAS LEADS, 8-5

12/13/1946.....Kansas City, Mo.....W.....53-52
12/01/1961.....Lawrence.....W.....85-74
12/03/1962.....Fayetteville, Ark.....L.....62-64
12/04/1963.....Lawrence.....W.....73-60
12/01/1964.....Fayetteville, Ark.....W.....65-60
12/01/1965.....Lawrence.....W.....81-52
12/01/1966.....Fayetteville, Ark.....W.....73-57
12/18/1976.....Lawrence.....L.....63-67
12/22/1977.....Little Rock, Ark.....L.....72-78
12/21/1985.....Lawrence.....W.....89-78
12/06/1986.....Fayetteville, Ark.....L.....86-103
03/23/1991.....Charlotte, N.C.*.....W.....93-81
11/22/2005.....Maui, Hawaii*.....L.....64-65

*NCAA Southeast Regional; *Maui Invitational

ARKANSAS-LITTLE ROCK

KANSAS LEADS, 2-0

11/26/1991.....Lawrence.....W.....91-80
12/11/1993.....Lawrence.....W.....98-63

AUBURN

AUBURN LEADS, 2-0

03/16/1985.....South Bend, Ind.*.....L.....64-66
03/23/2019.....Salt Lake City\$.....L.....75-89

*NCAA Southeast Regional; \$NCAA Midwest Regional

AUSTIN PEAY

KANSAS LEADS, 1-0

03/17/2016.....Des Moines, Iowa*.....W.....105-79

*NCAA South Regional

B

BALL STATE

KANSAS LEADS, 2-1

03/18/1993.....Chicago*.....W.....94-72
11/19/2001.....Lahaina, Hawaii.....L.....91-93
11/24/2006.....Las Vegas, Nev.....W.....64-46

*NCAA Midwest Regional

BELMONT

KANSAS LEADS, 2-0

12/29/2009.....Lawrence.....W.....81-51
12/15/2012.....Lawrence.....W.....89-60

BINGHAMTON

KANSAS LEADS, 1-0

12/29/2003.....Lawrence.....W.....78-46

BOISE STATE

KANSAS LEADS, 3-0

12/11/1975.....Lawrence.....W.....61-56
12/04/1978.....Lawrence.....W.....82-68
11/20/2000.....Lawrence.....W.....101-61

BOSTON COLLEGE

KANSAS LEADS, 2-1

03/16/1969.....New York*.....L.....62-78
12/23/2006.....Lawrence.....W.....84-66
01/05/2008.....Chestnut Hill, Mass.....W.....85-60

*NIT

BOSTON UNIVERSITY

KANSAS LEADS, 1-0

03/18/2011.....Tulsa, Okla.*.....W.....72-53
--

*NCAA Southwest Regional

BOWLING GREEN

KANSAS LEADS, 1-0

11/29/1982.....Lawrence.....W.....97-68

BRADLEY

BRADLEY LEADS, 2-0

03/14/1950.....Kansas City, Mo.*.....L.....57-59
12/17/2006.....Auburn Hills, Mich.*.....L.....73-77

*NCAA Fifth District Playoff; *NCAA Oakland Regional

BRIGHAM YOUNG

KANSAS LEADS, 4-1

12/19/1959.....Manhattan, Kan.....W.....96-64
12/20/1960.....Provo, Utah.....L.....70-80
12/17/1971.....Lawrence.....W.....83-67
03/20/1993.....Chicago*.....W.....90-76
11/26/2019.....Lahaina, Hawaii*.....W.....71-56

*NCAA Midwest Regional *Maui Invitational

BROWN

KANSAS LEADS, 2-0

01/03/1989.....Lawrence.....W.....115-45
01/02/1997.....Lawrence.....W.....107-49

BUCKNELL

BUCKNELL LEADS, 1-0

03/18/2005.....Oklahoma City, Okla.*.....L.....62-63
--

*NCAA Syracuse Regional

C

CALIFORNIA

KANSAS LEADS, 16-3

01/03/1929.....Oakland, Calif.....L.....21-33
01/04/1929.....Oakland, Calif.....L.....23-30
01/05/1929.....Oakland, Calif.....W.....24-23
01/02/1930.....Kansas City, Mo.....W.....36-25
01/03/1930.....Kansas City, Mo.....W.....31-15
01/04/1930.....Lawrence.....W.....38-28
01/02/1936.....Kansas City, Kan.....W.....32-28
01/03/1936.....Kansas City, Kan.....W.....27-18
12/30/1957.....Manhattan, Kan.....L.....62-65
12/18/1956.....Berkeley, Calif.....W.....66-56
12/21/1957.....Manhattan, Kan.....W.....58-52
11/26/1988.....Anchorage, Alaska*.....W.....86-71
03/25/1993.....St. Louis, Mo.*.....W.....93-76
11/19/1993.....Lawrence\$.....W.....73-56
11/26/1996.....Lahaina, Hawaii&.....W.....85-67
12/28/2002.....Oakland, Calif.....W.....80-67
12/10/2005.....Kansas City, Mo.@.....W.....69-56
12/22/2009.....Lawrence.....W.....84-69
12/22/2010.....Berkeley, Calif.....W.....78-63

*Great Alaska Shootout; *NCAA Midwest Regional; \$Preseason NIT; &Maui Invitational; @Kemper Shootout

CAL-SANTA BARBARA

KANSAS LEADS, 1-0

12/20/2003.....Reno, Nev.....W.....72-52
--

CAL-STATE NORTHRIDGE

KANSAS LEADS, 1-0

03/16/2001.....Dayton, Ohio*.....W.....99-75
--

*NCAA Midwest Regional

CANISIUS

KANSAS LEADS, 2-0

12/04/1957.....Lawrence.....W.....66-46
12/06/1958.....Buffalo, N.Y.....W.....75-54

CENTENARY

KANSAS LEADS, 1-0

12/23/1948.....Kansas City, Mo.....W.....49-41
--

CENTRAL ARKANSAS

KANSAS LEADS, 1-0

11/19/2009.....Lawrence*.....W.....94-44
--

*Hall-of-Fame Showcase

CENTRAL MISSOURI

KANSAS LEADS, 13-1

03/05/1907.....Warrensburg, Mo.....W.....34-16
02/15/1908.....Warrensburg, Mo.....W.....34-16
02/09/2009.....Warrensburg, Mo.....W.....37-14
03/03/1913.....Warrensburg, Mo.....W.....30-24
02/19/1914.....Lawrence.....W.....49-22
01/13/1915.....Lawrence.....W.....46-20
12/21/1933.....Warrensburg, Mo.....W.....41-25
12/03/1938.....Lawrence.....W.....25-20
12/08/1939.....Warrensburg, Mo.....L.....31-33
12/03/1945.....Lawrence.....W.....45-28
12/04/1976.....Lawrence.....W.....74-52
11/28/1977.....Lawrence.....W.....121-65
11/30/1991.....Lawrence.....W.....83-54
12/04/2002.....Lawrence.....W.....97-70

CHAMINADE

KANSAS LEADS, 4-0

11/27/1987.....Lahaina, Hawaii*.....W.....89-62
11/23/2005.....Lahaina, Hawaii*.....W.....102-54
11/23/2015.....Lahaina, Hawaii*.....W.....123-72
11/25/2019.....Lahaina, Hawaii*.....W.....93-63

*Maui Invitational

CHATTANOOGA

KANSAS LEADS, 3-0

03/17/1994.....Lexington, Ky.*.....W.....102-73
11/21/2003.....Lawrence.....W.....90-76
11/15/2012.....Kansas City, Mo.*.....W.....69-55

*NCAA Southeast Sub-Regional

*CBE Classic

CINCINNATI

CINCINNATI LEADS, 4-3

12/15/1949.....Cincinnati, Ohio.....L.....54-56
03/12/1960.....Manhattan, Kan.*.....L.....52-71
12/15/1962.....Lawrence.....L.....49-64
12/07/1963.....Cincinnati, Ohio.....W.....51-47
12/17/1964.....Cincinnati, Ohio.....L.....72-76
12/15/1967.....Lawrence.....W.....64-61
12/04/1996.....Chicago*.....W.....72-65

*NCAA Midwest Regional *Great Eight

THE CITADEL

KANSAS LEADS, 1-0

12/22/1986.....Lawrence.....W.....74-71

CLEMSON

KANSAS LEADS, 1-0

3/23/2018.....Omaha, Neb.*.....W.....80-76
--

*NCAA Midwest Regional

COLGATE

KANSAS LEADS, 1-0

03/16/1995.....Dayton, Ohio*.....W.....82-68
--

*NCAA Midwest Regional

COLORADO

KANSAS LEADS, 124-40

01/02/1931.....Denver, Colo.....W.....34-25
01/03/1931.....Denver, Colo.....W.....36-28
01/05/1931.....Boulder, Colo.....W.....25-19
01/04/1932.....Kansas City, Mo.....L.....22-25
01/05/1932.....Kansas City, Mo.....W.....41-22
01/06/1932.....Lawrence.....W.....34-25
03/20/1942.....Kansas City, Mo.*.....L.....44-46
01/02/1947.....Kansas City, Mo.....L.....50-52 (OT)
01/20/1947.....Boulder, Colo.....L.....54-59 (OT)
03/14/1947.....Lawrence.....W.....51-39
12/18/1947.....Kansas City, Mo.*.....W.....49-39
01/10/1948.....Lawrence.....W.....57-44
03/08/1948.....Boulder, Colo.....L.....60-77

2020-21 KANSAS BASKETBALL NONCONFERENCE SERIES HISTORY

COLORADO (CONT.)

01/17/1949.....Lawrence.....L.....30-42
02/28/1949.....Boulder, Colo.....L.....43-50
02/06/1950.....at Boulder, Colo.....L.....48-50 (OT)
02/25/1950.....Lawrence.....W.....76-60
01/11/1951.....Lawrence.....W.....54-48
02/26/1951.....Boulder, Colo.....W.....58-56
12/26/1951.....Kansas City, Mo.*.....W.....76-56
02/04/1952.....Lawrence.....W.....73-68
03/10/1952.....Boulder, Colo.....W.....72-55
01/20/1953.....Boulder, Colo.....L.....68-72
03/02/1953.....Lawrence.....W.....78-55
12/26/1953.....Kansas City, Mo.*.....W.....79-62
02/02/1954.....Boulder, Colo.....L.....62-70
03/01/1954.....Lawrence.....W.....83-62
01/10/1955.....Lawrence.....L.....54-65
02/22/1955.....Boulder, Colo.....L.....69-80
03/02/1956.....Lawrence.....W.....54-44
03/10/1956.....Boulder, Colo.....L.....67-75
12/29/1956.....Kansas City, Mo.*.....W.....80-54
03/02/1957.....Boulder, Colo.....W.....68-57
03/09/1957.....Lawrence.....W.....78-63
01/13/1958.....Lawrence.....W.....67-46
02/10/1958.....Boulder, Colo.....W.....60-51
12/27/1958.....Kansas City, Mo.*.....L.....52-63
01/31/1959.....Lawrence.....L.....64-66
02/16/1959.....Boulder, Colo.....L.....55-63
01/11/1960.....Boulder, Colo.....L.....61-65
02/20/1960.....Lawrence.....W.....75-67
02/06/1961.....Lawrence.....W.....88-65
02/18/1961.....Boulder, Colo.....W.....90-62
12/29/1961.....Kansas City, Mo.*.....W.....75-66
02/17/1962.....Lawrence.....L.....61-65
03/10/1962.....Boulder, Colo.....L.....59-63
12/26/1962.....Kansas City, Mo.*.....W.....70-64
01/05/1963.....Lawrence.....L.....57-73
02/09/1963.....Boulder, Colo.....L.....52-62
12/27/1963.....Kansas City, Mo.*.....W.....74-67
01/11/1964.....Boulder, Colo.....W.....73-55
03/02/1964.....Lawrence.....W.....73-71 (OT)
12/30/1964.....Kansas City, Mo.*.....W.....53-51
01/11/1965.....Boulder, Colo.....L.....59-61
03/1/1965.....Lawrence.....W.....68-62
01/03/1966.....Boulder, Colo.....W.....69-55
03/07/1966.....Lawrence.....W.....85-65
12/28/1966.....Kansas City, Mo.*.....W.....72-54
01/17/1967.....Boulder, Colo.....L.....59-62
03/06/1967.....Lawrence.....W.....66-59
01/06/1968.....Lawrence.....W.....66-50
02/10/1968.....Boulder, Colo.....W.....75-72
12/28/1968.....Kansas City, Mo.*.....W.....60-55
02/01/1969.....Lawrence.....W.....80-70
03/01/1969.....Boulder, Colo.....L.....67-75
01/31/1970.....Lawrence.....W.....75-73
02/21/1970.....Boulder, Colo.....L.....73-81
02/08/1971.....Lawrence.....W.....91-67
02/27/1971.....Boulder, Colo.....W.....66-65
01/22/1972.....Boulder, Colo.....L.....69-74
02/21/1972.....Lawrence.....W.....71-59
12/30/1972.....Kansas City, Mo.*.....L.....68-71
1/13/1973.....Lawrence.....W.....67-58
02/19/1973.....Boulder, Colo.....L.....66-72
12/26/1973.....Kansas City, Mo.*.....L.....71-73
02/04/1974.....Lawrence.....W.....81-66
03/02/1974.....Boulder, Colo.....W.....70-68
01/29/1975.....Lawrence.....W.....81-59
03/01/1975.....Boulder, Colo.....W.....78-76
12/29/1975.....Kansas City, Mo.*.....W.....70-50
01/28/1976.....Boulder, Colo.....W.....51-50
02/28/1976.....Lawrence.....L.....66-68
01/29/1977.....Lawrence.....W.....79-70
02/23/1977.....Boulder, Colo.....L.....49-58
01/28/1978.....Lawrence.....W.....85-56
02/25/1978.....Boulder, Colo.....W.....70-60
02/28/1978.....Lawrence\$.....W.....82-66
12/30/1978.....Kansas City, Mo.\$.....W.....72-66
01/31/1979.....Lawrence.....W.....56-51
02/24/1979.....Boulder, Colo.....W.....71-60
01/26/1980.....Lawrence.....W.....75-61
02/20/1980.....Boulder, Colo.....L.....72-81
02/26/1980.....Lawrence\$.....W.....79-65
01/24/1981.....Lawrence.....W.....66-59
02/21/1981.....Boulder, Colo.....L.....50-53
01/27/1982.....Lawrence.....W.....74-60
02/17/1982.....Boulder, Colo.....L.....80-89
02/10/1983.....Lawrence.....L.....74-75
03/05/1983.....Boulder, Colo.....W.....74-63
01/14/1984.....Lawrence.....W.....53-48
02/29/1984.....Boulder, Colo.....L.....85-89
01/26/1985.....Boulder, Colo.....W.....70-68
02/04/1985.....Lawrence.....W.....88-69
02/05/1986.....Lawrence.....W.....100-64
02/19/1986.....Boulder, Colo.....W.....79-74
12/13/1986.....Lawrence.....W.....59-56
02/25/1987.....Boulder, Colo.....L.....56-66
02/06/1988.....Lawrence.....W.....73-62
03/02/1988.....Boulder, Colo.....W.....85-64

01/21/1989.....Boulder, Colo.....W.....89-74
02/25/1989.....Lawrence.....W.....111-83
01/31/1990.....Lawrence.....W.....90-69
02/21/1990.....Boulder, Colo.....W.....103-71
01/26/1991.....Lawrence.....W.....95-62
02/20/1991.....Boulder, Colo.....L.....71-79
03/08/1991.....Kansas City, Mo.\$.....W.....82-76
01/18/1992.....Boulder, Colo.....W.....81-80
02/15/1992.....Lawrence.....W.....82-45
03/13/1992.....Kansas City, Mo.\$.....W.....84-66
01/23/1993.....Boulder, Colo.....W.....82-51
02/27/1993.....Lawrence.....W.....72-68
03/12/1993.....Kansas City, Mo.\$.....W.....82-65
01/29/1994.....Boulder, Colo.....W.....87-53
02/26/1994.....Lawrence.....W.....106-62
01/21/1995.....Boulder, Colo.....W.....91-77
01/31/1995.....Lawrence.....W.....99-77
01/20/1996.....Boulder, Colo.....W.....80-78
02/14/1996.....Lawrence.....W.....85-70
03/08/1996.....Kansas City, Mo.\$.....W.....88-55
01/26/1997.....Boulder, Colo.....W.....77-68
02/15/1997.....Lawrence.....W.....114-74
01/07/1998.....Lawrence.....W.....111-62
02/16/1998.....Boulder, Colo.....W.....81-72
01/30/1999.....Lawrence.....W.....77-74
02/07/1999.....Boulder, Colo.....W.....86-80
01/08/2000.....Boulder, Colo.....W.....84-69
01/24/2000.....Lawrence.....W.....89-74
01/22/2001.....Boulder, Colo.....W.....85-75
02/21/2001.....Lawrence.....W.....91-79
01/05/2002.....Boulder, Colo.....W.....97-85
02/02/2002.....Lawrence.....W.....100-73
03/8/2002.....Kansas City, Mo.&.....W.....102-73
01/22/2003.....Boulder, Colo.....L.....59-60
02/19/2003.....Lawrence.....W.....94-87
01/05/2004.....Boulder, Colo.....W.....77-62
01/25/2004.....Lawrence.....W.....78-57
01/15/2005.....Boulder, Colo.....W.....76-61
02/12/2005.....Lawrence.....W.....89-60
01/11/2006.....Boulder, Colo.....W.....75-63
03/01/2006.....Lawrence.....W.....75-54
01/27/2007.....Lawrence.....W.....97-74
02/14/2007.....Boulder, Colo.....W.....75-46
02/02/2008.....Boulder, Colo.....W.....72-59
02/16/2008.....Lawrence.....W.....69-45
01/17/2009.....Boulder, Colo.....W.....73-56
01/31/2009.....Lawrence.....W.....66-61
02/03/2010.....Boulder, Colo.....W.....72-66 (OT)
02/20/2010.....Lawrence.....W.....94-74
01/25/2011.....Boulder, Colo.....W.....82-78
02/19/2011.....Lawrence.....W.....89-63
03/11/2011.....Kansas City, Mo.&.....W.....90-83
12/08/2012.....Lawrence.....W.....90-54
12/07/2013.....Boulder, Colo.....L.....72-75
12/07/2019.....Lawrence.....W.....72-58

COLORADO STATE

KANSAS LEADS, 1-0
12/11/2010.....Kansas City, Mo.....W.....76-55

CONNECTICUT

KANSAS LEADS, 3-0
01/28/1995.....Kansas City, Mo.....W.....88-59
01/19/1997.....Hartford, Conn.....W.....73-65
03/19/2016.....Des Moines, Iowa*.....W.....73-61
*NCAA South Regional

COPPIN STATE

KANSAS LEADS, 2-0
12/05/1994.....Lawrence.....W.....91-69
11/28/2008.....Lawrence.....W.....85-53

CORNELL

KANSAS LEADS, 3-0
12/28/1955.....Kansas City, Mo.....W.....75-58
01/02/1996.....Lawrence.....W.....100-46
01/06/2010.....Lawrence.....W.....71-66

CREIGHTON

KANSAS LEADS, 9-6
01/03/1923.....Omaha, Neb.....W.....29-7
01/03/1927.....Omaha, Neb.....W.....31-20
02/26/1929.....Omaha, Neb.....L.....27-44
02/28/1930.....Omaha, Neb.....L.....20-44
03/03/1931.....Lawrence.....W.....38-52
03/04/1940.....Omaha, Neb.....L.....33-35
02/10/1942.....Lawrence.....W.....53-49
12/15/1942.....Lawrence.....L.....33-38
03/04/1943.....Omaha, Neb.....L.....34-56
01/29/1949.....Lawrence.....W.....79-50
12/05/1949.....Omaha, Neb.....L.....55-59
12/04/1950.....Lawrence.....W.....51-35
12/10/1951.....Omaha, Neb.....W.....65-47
12/13/1968.....Manhattan, Kan.....W.....78-65
03/14/1974.....Tulsa, Okla.*.....W.....55-54
*NCAA Midwest Regional

D

DARTMOUTH

KANSAS LEADS, 1-0
11/28/2006.....Lawrence.....W.....83-32

DAVIDSON

KANSAS LEADS, 2-1
03/30/2008.....Detroit, Mich.*.....W.....59-57
12/19/2011.....Kansas City, Mo.....L.....74-80
12/17/2016.....Kansas City, Mo.%.....W.....89-71
*NCAA Midwest Regional; %Jayhawk Shootout

DAYTON

KU LEADS, 2-1
03/23/1968.....New York*.....L.....48-61
03/22/2009.....Minneapolis, Minn.*.....W.....60-43
11/27/2019.....Lahaina, Hawaii.....W.....90-84 (OT)
*NIT *NCAA Midwest Regional -Maui Invitational

DENVER

KANSAS LEADS, 3-1
12/17/1941.....Lawrence.....W.....36-35
12/08/1951.....Lawrence.....L.....84-53
12/08/1958.....Lawrence.....L.....60-73
12/17/1962.....Lawrence.....W.....68-43

DEPAUL

KANSAS LEADS, 8-1
01/31/1942.....Chicago.....W.....46-26
02/22/1947.....Chicago.....W.....58-41
12/14/1991.....Lawrence.....W.....104-75
12/04/1993.....Chicago.....W.....79-74
12/17/1998.....Lawrence.....W.....74-66
03/17/2000.....Winston Salem, N.C.*.....W.....81-77 (OT)
12/12/2000.....Chicago.....W.....75-69
12/02/2006.....Chicago.....L.....57-64
12/08/2007.....Lawrence.....W.....84-66
*NCAA East Regional

DETROIT

KANSAS LEADS, 4-0
12/01/1984.....Lawrence.....W.....86-64
01/06/1986.....Detroit, Mich.....W.....60-51
12/28/2006.....Lawrence.....W.....63-43
03/16/2012.....Omaha, Neb.*.....W.....65-50
*NCAA Midwest Regional

DRAKE

KANSAS LEADS, 22-3
02/24/1910.....Des Moines, Iowa.....W.....62-33
01/25/1918.....Lawrence.....W.....61-24
02/14/1920.....Des Moines, Iowa.....W.....37-18
01/07/1921.....Lawrence.....W.....41-18
01/08/1921.....Lawrence.....W.....34-28
01/10/1922.....Lawrence.....W.....28-23
02/16/1922.....Des Moines, Iowa.....W.....28-13
01/13/1923.....Des Moines, Iowa.....W.....32-18
02/16/1923.....Lawrence.....W.....41-11
01/11/1924.....Lawrence.....W.....49-16
02/20/1924.....Des Moines, Iowa.....W.....28-17
01/10/1925.....Des Moines, Iowa.....W.....33-16
02/19/1925.....Lawrence.....W.....27-20
01/30/1926.....Des Moines, Iowa.....W.....28-24
02/09/1926.....Lawrence.....W.....34-18
01/04/1927.....Des Moines, Iowa.....W.....27-13
02/04/1928.....Des Moines, Iowa.....W.....28-27
02/09/1928.....Lawrence.....L.....28-40
12/29/1937.....Des Moines, Iowa.....L.....29-34
01/14/1948.....Lawrence.....W.....72-42
12/18/1948.....Des Moines, Iowa.....L.....44-60
01/19/1949.....Lawrence.....W.....62-37
01/30/1950.....Lawrence.....W.....76-50
02/20/1950.....Lawrence.....W.....67-50
03/20/1971.....Wichita, Kan.*.....W.....73-71
*NCAA Midwest Regional

2020-21 KANSAS BASKETBALL NONCONFERENCE SERIES HISTORY

DUKE

DUKE LEADS, 8-5

12/01/1985.....New York*	L	86-92
03/29/1986.....Dallas, Texas*	L	67-71
02/20/1988.....Lawrence (ot)	L	70-74
04/02/1988.....Kansas City, Mo.*	W	66-59
02/18/1989.....Durham, N.C.	L	77-102
04/01/1991.....Indianapolis, Ind.\$	L	65-72
03/19/2000.....Winston Salem, N.C.&	L	64-69
03/27/2003.....Anaheim, Calif.@	W	69-65
11/23/2011.....Maui, Hawaii%	L	61-68
11/12/2013.....Chicago, Ill.L	W	94-83
11/15/2016.....New York, N.Y.!	W	77-75
03/25/2018.....Omaha, Neb.+	W	85-81 (OT)
11/05/2019.....New York, N.Y.!	L	66-68

!Champions Classic; *NIT; *NCAA Semifinals; \$NCAA Finals; &NCAA East Regional; @NCAA West Regional; %Maui Invitational; +NCAA Midwest Regional

DUQUESNE

DUQUESNE LEADS, 1-0

12/17/1949.....McKeesport, Pa.	L	54-64
--------------------------------	---	-------

E

EAST TENNESSEE STATE

KANSAS LEADS, 4-0

12/19/1992.....Lawrence	W	86-83
01/03/1995.....Lawrence	W	106-73
01/04/1996.....Lawrence	W	108-73
11/19/2019.....Lawrence	W	75-63

EASTERN KENTUCKY

KANSAS LEADS, 1-0

12/05/1970.....Lawrence	W	79-65
-------------------------	---	-------

EASTERN MICHIGAN

KANSAS LEADS, 1-0

12/29/2018.....Lawrence	W	87-63
-------------------------	---	-------

EASTERN WASHINGTON

KANSAS LEADS, 1-0

12/05/2007.....Lawrence	W	85-47
-------------------------	---	-------

ELIZABETH CITY STATE

KANSAS LEADS, 1-0

01/18/1990.....Lawrence	W	132-65
-------------------------	---	--------

EMPORIA STATE

KANSAS LEADS, 21-3 (9-0 IN EXHIBITION)

03/16/1904.....Emporia, Kan.	L	13-25
01/21/1905.....Lawrence	W	45-11
02/18/1905.....Lawrence	W	47-18
12/13/1905.....Emporia, Kan.	W	33-22
03/03/1906.....Lawrence	W	60-13
02/12/1907.....Emporia, Kan.	W	35-20
12/14/1908.....Emporia, Kan.	W	36-24
02/24/1916.....Lawrence	L	25-36
01/12/1917.....Lawrence	W	36-27
01/06/1920.....Lawrence	W	37-22
12/29/1934.....Lawrence	W	32-30
12/07/1946.....Emporia, Kan.	W	48-42
12/13/1947.....Emporia, Kan.	L	44-67
12/07/1992.....Lawrence	W	91-56
12/04/1997.....Lawrence	W	102-50
11/04/2000.....Lawrence*	W	120-51
12/14/2002.....Lawrence	W	113-61
11/07/2004.....Lawrence*	W	115-70
11/07/2006.....Lawrence*	W	90-55
11/11/2008.....Lawrence*	W	103-58
11/09/2010.....Lawrence*	W	90-59
10/31/2012.....Lawrence*	W	88-54
11/11/2014.....Lawrence*	W	109-56
11/06/2016.....Lawrence*	W	104-62
10/25/2018.....Lawrence*	W	93-55

*Exhibition

EVANSVILLE

KANSAS LEADS, 3-0

01/06/1982.....Lawrence	W	75-65 (OT)
01/08/1983.....Evansville, Ind.	W	59-54
03/12/1999.....New Orleans*	W	95-74

*NCAA Midwest Regional

F

FAIRFIELD

KANSAS LEADS, 1-0

11/19/1999.....Lawrence	W	97-71
-------------------------	---	-------

FAIRLEIGH DICKINSON

KANSAS LEADS, 2-0

12/07/1977.....Lawrence	W	88-54
11/29/1978.....Lawrence	W	91-68

FLORIDA

KANSAS LEADS, 4-2

12/07/1994.....Lawrence	W	69-63
01/11/1996.....Gainesville, Fla.	W	69-54
11/29/2002.....New York*	L	73-83
11/25/2006.....Las Vegas, Nev.*	W	82-80 (OT)
12/10/2013.....Gainesville, Fla.	L	61-67
12/5/2014.....Lawrence	W	71-65

*Preseason NIT; *Las Vegas Invitational

FLORIDA ATLANTIC

KANSAS LEADS, 2-0

11/28/2007.....Lawrence	W	87-49
11/30/2011.....Lawrence	W	77-54

FLORIDA GULF COAST

KANSAS LEADS, 1-0

11/18/2008.....Lawrence	W	85-45
-------------------------	---	-------

FLORIDA INTERNATIONAL

KANSAS LEADS, 1-0

01/07/1984.....Lawrence	W	99-47
-------------------------	---	-------

FLORIDA SOUTHERN

KANSAS LEADS, 1-0

12/11/1983.....Lawrence	W	85-73
-------------------------	---	-------

FLORIDA STATE

KANSAS LEADS, 2-0

12/09/1966.....Manhattan, Kan.	W	62-48
11/28/1997.....New York*	W	73-58

*Preseason NIT

FORDHAM

KANSAS LEADS, 4-1

12/28/1940.....New York	L	42-53
12/28/1942.....New York	W	31-30
12/13/1974.....Lawrence	W	78-74
12/09/1976.....New York	W	57-48
11/30/1977.....Lawrence	W	99-67

FORT HAYS STATE

KANSAS LEADS, 12-0 (10-0 IN EXHIBITION)

12/31/1994.....Lawrence	W	93-55
11/21/1998.....Lawrence	W	91-67
11/13/2001.....Lawrence*	W	95-41
12/10/2003.....Lawrence	W	80-40
11/09/2005.....Lawrence*	W	96-62
11/06/2007.....Lawrence*	W	93-56
11/03/2009.....Lawrence*	W	107-68
11/08/2011.....Lawrence*	W	101-52
11/05/2013.....Lawrence*	W	92-75
11/10/2015.....Lawrence*	W	95-59
11/07/2017.....Lawrence*	W	86-57
10/24/2019.....Lawrence*	W	86-56

*Exhibition

FURMAN

KANSAS LEADS, 1-0

12/20/1993.....Lawrence	W	101-60
-------------------------	---	--------

G

GEORGE WASHINGTON

KANSAS LEADS, 3-0

12/22/1984.....Washington, D.C.	W	76-70
12/23/1985.....Lawrence	W	94-71
12/11/1996.....Lawrence	W	85-56

GEORGETOWN

KANSAS LEADS, 3-1

03/19/1987.....Louisville, Ky.*	L	57-70
11/21/2011.....Maui, Hawaii*	W	67-63
12/21/2013.....Lawrence	W	86-64
12/10/2014.....Washington D.C.	W	75-70

*NCAA Southeast Regional; *Maui Invitational

GEORGIA

KANSAS LEADS, 4-0

12/01/1992.....Lawrence	W	76-65
12/18/1993.....Atlanta	W	89-79
11/25/1999.....Anchorage, Alaska*	W	88-78
11/22/2016.....Kansas City, Mo.&	W	65-54

*Great Alaska Shootout; &CBE Hall of Fame Classic

GEORGIA TECH

KANSAS LEADS, 5-1

01/12/1971.....Atlanta	W	84-71
02/07/1972.....Lawrence	W	93-65
11/27/1999.....Anchorage, Alaska*	W	84-70
03/28/2004.....St. Louis*	L	71-79 (OT)
01/01/2005.....Lawrence	W	70-68 (OT)
12/18/2007.....Atlanta	W	71-66

*Great Alaska Shootout *NCAA St. Louis Regional

GONZAGA

KANSAS LEADS, 1-0

11/13/1998.....Lawrence	W	80-66
-------------------------	---	-------

H

HAMPTON

KANSAS LEADS, 1-0

01/16/1988.....Lawrence	W	95-69
-------------------------	---	-------

HARVARD

KANSAS LEADS, 1-0

12/05/2015.....Lawrence	W	75-69
-------------------------	---	-------

HAWAII

KANSAS LEADS, 2-1

12/30/1986.....Honolulu, Hawaii*	W	81-80 (OT)
12/29/1992.....Honolulu, Hawaii*	W	94-66
12/30/1997.....Honolulu, Hawaii*	L	65-76

*Rainbow Classic

HAWAII LOA

KANSAS LEADS, 1-0

12/28/1990.....Oahu, Hawaii	W	111-58
-----------------------------	---	--------

HOFSTRA

KANSAS LEADS, 1-0

11/13/2009.....Lawrence	W	101-65
-------------------------	---	--------

HOLY CROSS

KANSAS LEADS, 3-1

12/20/1949.....Boston, Mass.	L	53-57
03/14/2002.....St. Louis*	W	70-59
11/19/2002.....Lawrence	W	81-57
12/09/2015.....Lawrence	W	92-59

*NCAA Midwest Regional

HOUSTON

KANSAS LEADS, 5-2

03/17/1967.....Lawrence*	L	53-66
12/19/1970.....Lawrence	W	89-73
03/18/1971.....Wichita, Kan.*	W	78-77
11/26/1983.....Houston, Texas	L	76-91
12/15/1984.....Lawrence	W	87-75
03/13/1987.....Atlanta*	W	66-55
11/20/2001.....Lahaina, Hawaii\$	W	95-78

*NCAA Midwest Regional; *NCAA Southeast Regional; \$Maui Invitational

HOWARD

KANSAS LEADS, 2-0

03/20/1992.....Dayton, Ohio*	W	100-67
12/29/2011.....Lawrence	W	89-34

*NCAA Midwest Regional

I

IDAHO

KANSAS LEADS, 2-0

12/11/1946.....Lawrence	W	42-28
11/30/1989.....Lawrence	W	87-58

IDAHO STATE

KANSAS LEADS, 1-0

11/18/2005.....Lawrence	W	90-66
-------------------------	---	-------

ILLINOIS

SERIES TIED, 3-3

11/29/1987.....Lahaina, Hawaii*	L	75-81
12/19/1998.....Kansas City, Mo.	W	65-55
12/18/1999.....Chicago	L	70-84
03/23/2001.....San Antonio, Texas*	L	64-80
03/22/2002.....Madison, Wis.*	W	73-69
03/20/2011.....Tulsa, Okla.\$	W	73-59

*Maui Invitational; *NCAA Midwest Regional; \$NCAA Southwest Regional

ILLINOIS-CHICAGO

KANSAS LEADS, 1-0

03/19/2004.....Kansas City, Mo.*	W	77-53
----------------------------------	---	-------

*NCAA St. Louis Sub-Regional

ILLINOIS STATE

KANSAS LEADS, 1-0

11/30/2000.....Lawrence	W	80-61
-------------------------	---	-------

2020-21 KANSAS BASKETBALL NONCONFERENCE SERIES HISTORY

INDIANA

INDIANA LEADS, 8-6

03/30/1940	Kansas City, Mo.*	L	42-60
03/18/1953	Kansas City, Mo.*	L	68-69
12/06/1971	Bloomington, Ind.	L	56-59
12/05/1972	Lawrence	L	55-72
12/05/1973	Bloomington, Ind.	L	59-72
12/04/1974	Lawrence	L	70-74
12/29/1981	New York, N.Y.*	W	71-61
03/21/1991	Charlotte, N.C.\$	W	83-65
12/05/1992	Indianapolis, Ind.	W	74-69
03/27/1993	St. Louis&	W	83-77
12/22/1993	Lawrence	W	86-83 (OT)
12/17/1994	Bloomington, Ind.	L	61-80
12/16/1995	Kansas City, Mo.	W	91-83
11/11/2016	Honolulu, Hawaii*	L	99-103 (OT)

*NCAA Finals; *ECAC Holiday Festival; \$NCAA Southeast Regional; &NCAA Midwest Regional; +State Farm Armed Forces Classic

IOWA

KANSAS LEADS, 3-1

02/07/1980	New York, N.Y.	L	77-81
01/10/1981	Lawrence	W	94-64
12/29/1988	Kansas City, Mo.*	W	100-67
11/19/2013	Lawrence	W	86-66

*BMA Holiday Classic

IOWA

IOWA LEADS, 7-3

02/05/1902	Iowa City, Iowa	L	27-40
02/14/1906	Iowa City, Iowa	L	20-28
01/29/1942	Iowa City, Iowa	W	53-31
01/03/1972	Iowa City, Iowa	L	68-81
12/09/1972	Lawrence	L	56-69
01/02/1974	Iowa City, Iowa	W	72-71
12/07/1974	Lawrence	W	89-54
11/28/1987	Lahaina, Hawaii*	L	81-100
12/08/1998	Lawrence	L	81-85
02/03/2000	Iowa City, Iowa	L	69-77

*Maui Invitational

J

JACKSON STATE

KANSAS LEADS, 4-0

12/05/1983	Lawrence	W	89-57
12/27/1992	Honolulu, Hawaii*	W	93-85
03/13/1997	Memphis, Tenn.*	W	78-64
12/06/2008	Lawrence	W	86-62

*Rainbow Classic; *NCAA Southeast Sub-Regional

K

KANSAS CITY

KANSAS LEADS, 8-0

12/12/1992	Kansas City, Mo.*	W	108-62
12/08/2001	Lawrence	W	79-68
01/04/2003	Kansas City, Mo.	W	100-46
11/11/2007	Lawrence	W	85-62
11/16/2008	Lawrence	W	71-56
01/05/2011	Lawrence	W	99-52
12/06/2016	Lawrence	W	105-62
12/14/2019	Kansas City, Mo.*	W	98-57

*Golden Harvest Classic *Sprint Center

KENT STATE

KANSAS LEADS, 2-0

12/01/2008	Lawrence	W	87-60
12/30/2014	Lawrence	W	78-62

KENTUCKY

KENTUCKY LEADS, 23-9

12/16/1950	Lexington, Ky.	L	39-68
12/14/1959	Lawrence	L	72-77
12/06/1969	Lexington, Ky.	L	85-115
12/04/1971	Lawrence	L	69-79
12/23/1972	Lexington, Ky.	L	71-77
12/03/1973	Lawrence	W	71-63
12/23/1974	Louisville, Ky.	L	63-100
12/13/1975	Lawrence	L	48-54
12/11/1976	Lexington, Ky.	L	63-90
12/10/1977	Lawrence	L	66-73
12/09/1978	Lexington, Ky.	L	66-67
12/12/1979	Lawrence	L	56-57
12/13/1980	Lexington, Ky.	L	73-87
12/12/1981	Lawrence (ot)	L	74-77
12/29/1982	Louisville, Ky.	L	62-83
12/10/1983	Lawrence	L	50-72
12/31/1984	Louisville, Ky.	L	89-92
12/14/1985	Lawrence	W	83-66
12/09/1989	Lawrence	W	150-95
12/08/1990	Lexington, Ky.	L	71-88
12/01/1998	Chicago*	L	45-63
03/14/1999	New Orleans*	L	88-92 (OT)

01/09/2005	Lexington, Ky.	W	65-59
01/07/2006	Lawrence	W	73-46
03/18/2007	Chicago\$	W	88-76
11/15/2011	New York&	L	65-75
04/02/2012	New Orleans@	L	59-67
11/18/2014	Indianapolis&	L	40-72
01/30/2016	Lawrence	W	90-84 (OT)
01/28/2017	Lexington, Ky.	W	79-73
11/14/2017	Chicago&	W	65-61
1/26/2019	Lexington, Ky.	L	63-71

*Great Eight; *NCAA Midwest Regional; \$NCAA West Regional; &Champions Classic; @NCAA Championship

L

LAFAYETTE

KANSAS LEADS, 1-0

12/20/2014	Lawrence	W	96-69
------------	----------	---	-------

LA SALLE

KANSAS LEADS, 3-0

03/31/1952	New York*	W	70-65
12/20/1975	Lawrence	W	74-73
12/12/2009	Kansas City, Mo.*	W	90-65

*U.S. Olympic Playoffs; *M&I Bank Kansas City Shootout

LEHIGH

KANSAS LEADS, 1-0

03/18/2010	Oklahoma City, Okla.*	W	90-74
------------	-----------------------	---	-------

*NCAA Midwest Regional

LONG BEACH STATE

KANSAS LEADS, 4-1

12/01/1970	Lawrence	W	69-52
12/07/1991	Long Beach, Calif.	W	66-60
01/25/1993	Lawrence	L	49-64
12/06/2011	Lawrence	W	88-80
11/29/2016	Lawrence	W	91-61

LONGWOOD

KANSAS LEADS, 1-0

11/12/2010	Lawrence	W	113-75
------------	----------	---	--------

LOUISIANA LAFAYETTE

KANSAS LEADS, 2-1

12/29/1983	New Orleans	L	45-54
12/11/2004	Lawrence	W	96-51
11/16/2018	Lawrence	W	89-76

LOUISIANA MONROE

KANSAS LEADS, 2-0

11/09/2007	Lawrence	W	107-78
11/8/2013	Lawrence	W	80-63

LOUISIANA STATE

KANSAS LEADS, 3-1

12/12/1953	Baton Rouge, La.	L	63-68
12/06/1954	Lawrence	W	83-58
11/17/1989	Baton Rouge, La.*	W	89-83
11/25/1996	Lahaina, Hawaii*	W	82-53

*Preseason NIT; *Maui Invitational

LOUISIANA TECH

KANSAS LEADS, 1-0

12/27/1985	Kansas City, Mo.*	W	81-59
------------	-------------------	---	-------

*BMA Holiday Classic

LOUISVILLE

KANSAS LEADS, 6-5

02/07/1959	Louisville, Ky.	L	74-82
03/18/1967	Lawrence*	W	70-68
12/06/1967	Lawrence	L	51-57
12/21/1967	Louisville, Ky.	W	84-76
12/21/1970	Louisville, Ky.	L	75-87
12/11/1971	Lawrence	L	65-74
11/29/1985	New York*	W	83-78
01/25/1986	Lawrence	W	71-69
01/31/1987	Louisville, Ky.	W	62-58
01/11/1992	Lawrence	L	78-85
01/16/1993	Louisville, Ky.	W	98-77

*NCAA Midwest Regional *Preseason NIT

LOYOLA (CHICAGO)

KANSAS LEADS, 7-1

01/08/1939	Chicago	W	40-36
01/02/1941	Chicago	W	41-40
12/12/1964	Lawrence	W	80-60
12/09/1967	Chicago	L	73-83
12/07/1968	Lawrence	W	93-61
12/13/1969	Chicago	W	72-71
12/12/1970	Lawrence	W	94-62
12/03/1989	Lawrence	W	100-80

LOYOLA (MARYLAND)

KANSAS LEADS, 2-0

01/08/2008	Lawrence	W	90-60
12/01/2015	Lawrence	W	94-61

M

MAINE

KANSAS LEADS, 1-0

01/15/1983	Lawrence	W	79-68
------------	----------	---	-------

MARQUETTE

KANSAS LEADS, 7-1

12/08/1956	Lawrence	W	78-61
12/09/1957	Milwaukee, Wis.	W	82-62
12/16/1961	Manhattan, Kan.	W	76-62
03/23/1974	Greensboro, N.C.*	L	51-64
12/01/1990	Lawrence	W	108-71
01/28/1992	Milwaukee, Wis.	W	85-61
04/05/2003	New Orleans*	W	94-61
11/21/2018	Brooklyn, N.Y.&	W	77-68

*NCAA Semifinals; &NIT Season Tip-Off

MARSHALL

KANSAS LEADS, 1-0

12/01/1969	Lawrence	W	96-80
------------	----------	---	-------

MARYLAND

KANSAS LEADS, 4-2

12/19/1964	College Park, Md.	W	63-61
12/10/1965	Lawrence	W	71-62
11/23/1984	Anchorage, Alaska*	W	58-56
12/07/1997	Washington, D.C.*	L	83-86
03/30/2002	Atlanta\$	L	88-97
03/24/2016	Louisville%	W	79-63

*Great Alaska Shootout; *Franklin Bank Classic; \$NCAA Semifinals; %NCAA South Regional

MARYLAND-BALTIMORE COUNTY

KANSAS LEADS, 3-0

12/02/1989	Lawrence	W	86-67
01/10/1991	Lawrence	W	97-46
11/23/1991	Lawrence	W	122-58

MASSACHUSETTS

KANSAS LEADS, 7-2

11/26/1993	New York*	W	86-75
12/03/1994	Anaheim, Calif.*	W	81-75
12/10/1997	Lawrence	W	73-71
01/16/1999	Amherst, Mass.	L	60-64
12/13/2008	Kansas City, Mo.	L	60-61

*Preseason NIT; *John Wooden Classic

MEMPHIS

KANSAS LEADS, 6-2

01/06/1981	Memphis, Tenn.	W	59-49
12/18/1982	Lawrence	L	58-64
12/09/1985	Lawrence	W	75-71
01/04/1986	Memphis, Tenn.	L	80-83 (OT)
12/28/1987	New York*	W	64-62
04/07/2008	San Antonio, Texas*	W	75-68 (OT)
11/17/2009	St. Louis\$	W	57-55
12/07/2010	New York&	W	81-68

*ECAC Holiday Festival; *NCAA Finals; \$Hall-of-Fame Showcase; &Jimmy V Classic

MIAMI (FLA.)

KANSAS LEADS, 3-1

01/11/1987	Lawrence	W	82-47
01/12/1989	Miami, Fla.	L	86-87
01/10/1990	Miami, Fla.	W	100-73
01/16/1991	Lawrence	W	73-60

MIAMI (OHIO)

KANSAS LEADS, 2-0

12/22/2007	Lawrence	W	78-54
01/02/2011	Lawrence	W	83-56

MICHIGAN

MICHIGAN LEADS, 6-2

12/29/1949	Kansas City, Mo.	L	47-49
12/03/1980	Lawrence	L	52-64
12/06/1982	Ann Arbor, Mich.	L	74-86
01/27/1985	Ann Arbor, Mich.	L	77-96
12/30/1992	Honolulu, Hawaii*	L	74-86
12/19/2009	Lawrence	W	75-64
01/09/2011	Ann Arbor, Mich.	W	67-60 (OT)
03/29/2013	Arlington, Texas*	L	85-87 (OT)

*Rainbow Classic; *NCAA Sweet 16

2020-21 KANSAS BASKETBALL
NONCONFERENCE SERIES HISTORY**MICHIGAN STATE****SERIES TIED, 7-7**

12/16/1960.....	Manhattan, Kan.	W	93-69
12/08/1962.....	East Lansing, Mich.	L	62-81
02/04/1979.....	East Lansing, Mich.	L	61-85
12/05/1981.....	Lawrence	W	74-56
03/21/1986.....	Kansas City, Mo.*	W	96-86 (OT)
12/07/1999.....	Chicago*	L	54-66
11/25/2003.....	Lawrence	W	81-74
01/10/2009.....	East Lansing, Mich.	L	62-75
03/27/2009.....	Indianapolis, Ind.*	L	62-67
11/13/2012.....	Atlanta\$	L	64-67
11/30/2014.....	Orlando, Fla.#	W	61-56
11/17/2015.....	Chicago\$	L	73-79
03/19/2017.....	Tulsa, Okla.*	W	90-70
11/06/2018.....	Indianapolis\$	W	92-87

*NCAA Midwest Regional; *Great Eight; \$Champions Classic; #Orlando Classic

MIDDLE TENNESSEE**KANSAS LEADS, 3-0**

12/13/1997.....	Lawrence	W	103-68
12/05/1999.....	Murfreesboro, Tenn.	W	97-77
11/27/2000.....	Lawrence	W	92-66

MINNESOTA**KANSAS LEADS, 2-1**

01/02/1922.....	Minneapolis, Minn.	W	32-11
12/29/1950.....	Kansas City, Mo.	L	57-62
11/24/1993.....	New York*	W	75-71

*Preseason NIT

MISSISSIPPI**KANSAS LEADS, 1-0**

03/13/1981.....	Wichita, Kan.*	W	69-66
-----------------	----------------	---	-------

*NCAA Midwest Regional

MISSISSIPPI VALLEY STATE**KANSAS LEADS, 2-0**

12/02/1982.....	Lawrence	W	63-51
12/11/1992.....	Kansas City, Mo.*	W	94-46

*Golden Harvest Classic

MISSOURI**KANSAS LEADS, 174-95 (1-0 IN EXHIBITION)**

03/11/1907.....	Lawrence	L	31-34
03/12/1907.....	Lawrence	L	12-34
02/04/1908.....	Lawrence	W	21-20
02/05/1908.....	Lawrence	W	24-18
02/17/1908.....	Columbia, Mo.	W	30-19
02/18/1908.....	Columbia, Mo.	W	26-22
02/03/1909.....	Lawrence	W	24-14
02/04/1909.....	Lawrence	W	31-23
02/12/1909.....	Columbia, Mo.	W	25-19
02/13/1909.....	Columbia, Mo.	L	21-38
02/11/1910.....	Lawrence	W	29-15
02/12/1910.....	Lawrence	W	27-14
02/22/1910.....	Columbia, Mo.	W	25-21
02/23/1910.....	Columbia, Mo.	W	58-22
01/28/1911.....	Lawrence	W	34-28
02/29/1911.....	Lawrence	W	27-14
02/17/1911.....	Columbia, Mo.	W	32-16
02/18/1911.....	Columbia, Mo.	W	36-25
02/09/1912.....	Lawrence	W	27-16
02/10/1912.....	Lawrence	W	31-21
02/21/1912.....	Columbia, Mo.	W	39-24
02/22/1912.....	Columbia, Mo.	W	32-26
02/14/1913.....	Lawrence	W	22-12
02/15/1913.....	Lawrence	W	34-20
02/26/1913.....	Columbia, Mo.	L	20-26
02/27/1913.....	Columbia, Mo.	W	33-26
02/11/1914.....	Columbia, Mo.	W	28-25
02/12/1914.....	Columbia, Mo.	W	27-21
02/25/1914.....	Lawrence	W	38-22
02/26/1914.....	Lawrence	W	31-18
02/19/1915.....	Lawrence	W	42-23
02/20/1915.....	Lawrence	W	44-19
02/24/1915.....	Columbia, Mo.	W	33-22
02/25/1915.....	Columbia, Mo.	W	40-26
02/09/1916.....	Columbia, Mo.	L	24-30
02/10/1916.....	Columbia, Mo.	L	20-42
02/28/1916.....	Lawrence	L	10-41
02/29/1916.....	Lawrence	W	31-19
02/06/1917.....	Lawrence	W	24-23
02/07/1917.....	Lawrence	L	17-26
02/21/1917.....	Columbia, Mo.	L	20-24
02/22/1917.....	Columbia, Mo.	L	15-38
02/04/1918.....	Lawrence	L	22-36
02/05/1918.....	Lawrence	L	21-25
02/20/1918.....	Columbia, Mo.	L	21-39
02/21/1918.....	Columbia, Mo.	W	28-23
01/31/1919.....	Lawrence	L	25-45
02/01/1919.....	Lawrence	L	15-37
02/19/1919.....	Columbia, Mo.	L	20-34
02/20/1919.....	Columbia, Mo.	W	36-29
01/22/1920.....	Lawrence	L	32-37 (OT)
01/23/1920.....	Lawrence	L	16-38
02/18/1920.....	Columbia, Mo.	L	21-36
02/19/1920.....	Columbia, Mo.	L	13-31
01/28/1921.....	Columbia, Mo.	L	22-27
01/29/1921.....	Columbia, Mo.	L	21-28
02/25/1921.....	Lawrence	L	17-33
02/26/1921.....	Lawrence	L	30-41
01/24/1922.....	Lawrence	L	25-35
02/21/1922.....	Columbia, Mo.	W	26-16
01/16/1923.....	Columbia, Mo.	W	21-19
02/28/1923.....	Lawrence	W	23-20
01/29/1924.....	Lawrence	W	16-14
03/01/1924.....	Columbia, Mo.	W	30-17
03/26/1924.....	Kansas City, Mo.	W	15-14
02/14/1925.....	Columbia, Mo.	W	23-22
02/28/1925.....	Lawrence	W	33-17
03/19/1926.....	Lawrence	W	24-15
02/23/1926.....	Columbia, Mo.	W	27-22
01/29/1927.....	Columbia, Mo.	W	40-23
03/02/1927.....	Lawrence	W	36-29
01/10/1928.....	Lawrence	L	22-30
02/21/1928.....	Columbia, Mo.	L	29-49
12/22/1928.....	Lawrence	L	31-38
01/15/1929.....	Columbia, Mo.	L	30-34
02/20/1929.....	Lawrence	L	20-33
12/21/1929.....	Kansas City, Mo.	W	17-12
02/21/1930.....	Columbia, Mo.	L	18-29
03/05/1930.....	Lawrence	L	18-23
12/20/1930.....	Kansas City, Mo.	W	40-26
01/29/1931.....	Lawrence	W	31-13
02/27/1931.....	Columbia, Mo.	L	19-26
01/30/1932.....	Columbia, Mo.	L	22-26
02/20/1932.....	Lawrence	W	24-16
01/19/1933.....	Lawrence	W	35-27
02/11/1933.....	Columbia, Mo.	L	17-21
01/16/1934.....	Columbia, Mo.	W	27-25
03/06/1934.....	Lawrence	W	23-21
01/07/1935.....	Lawrence	W	39-29
01/08/1935.....	Lawrence	W	36-27
03/01/1935.....	Columbia, Mo.	L	21-23
03/02/1935.....	Columbia, Mo.	L	18-21
01/15/1936.....	Columbia, Mo.	W	29-25
03/06/1936.....	Lawrence	W	51-29
01/16/1937.....	Lawrence	W	39-27
03/04/1937.....	Columbia, Mo.	W	39-24
01/19/1938.....	Columbia, Mo.	W	37-32
03/03/1938.....	Lawrence	W	56-36
01/18/1939.....	Lawrence	W	37-32
03/03/1939.....	Columbia, Mo.	L	30-55
01/18/1940.....	Columbia, Mo.	L	31-42
03/01/1940.....	Lawrence	W	42-40
01/16/1941.....	Lawrence	W	48-41
02/21/1941.....	Columbia, Mo.	W	35-24
01/14/1942.....	Columbia, Mo.	W	48-34
03/06/1942.....	Lawrence	W	67-44
01/06/1943.....	Lawrence	W	69-44
03/02/1943.....	Columbia, Mo.	W	47-44 (OT)
12/30/1943.....	Kansas City, Mo.	W	34-27
01/08/1944.....	Columbia, Mo.	L	28-35
02/26/1944.....	Lawrence	W	40-27
12/23/1944.....	Kansas City, Mo.	L	39-48
01/05/1945.....	Columbia, Mo.	W	45-28
02/24/1945.....	Lawrence	W	64-33
12/15/1945.....	Kansas City, Mo.	W	59-35
01/07/1946.....	Lawrence	W	48-36
02/22/1946.....	Columbia, Mo.	W	50-34
01/07/1947.....	Lawrence	L	34-39
03/07/1947.....	Columbia, Mo.	W	48-38
01/19/1948.....	Columbia, Mo.	W	58-46
02/09/1948.....	Lawrence	L	39-42
12/28/1948.....	Kansas City, Mo.*	W	62-50
01/11/1949.....	Lawrence	W	42-35
02/15/1949.....	Columbia, Mo.	W	55-37
01/14/1950.....	Columbia, Mo.	W	48-40
02/17/1950.....	Lawrence	W	59-52
01/08/1951.....	Lawrence	W	61-46
02/12/1951.....	Columbia, Mo.	L	38-39
12/29/1951.....	Kansas City, Mo.*	W	75-65
01/12/1952.....	Columbia, Mo.	W	60-59
02/25/1952.....	Lawrence	W	65-54
12/29/1952.....	Kansas City, Mo.*	W	66-62
02/07/1953.....	Lawrence	W	86-62
03/09/1953.....	Columbia, Mo.	W	69-60
12/28/1953.....	Kansas City, Mo.*	W	69-67
01/09/1954.....	Lawrence	W	86-69
03/09/1954.....	Columbia, Mo.	L	67-76
01/04/1955.....	Lawrence	L	65-76
03/05/1955.....	Columbia, Mo.	L	71-90
12/29/1955.....	Kansas City, Mo.*	W	73-56
01/09/1956.....	Columbia, Mo.	L	54-76
02/06/1956.....	Lawrence	L	78-85
01/05/1957.....	Lawrence	W	92-79
02/16/1957.....	Columbia, Mo.	W	91-58
01/18/1958.....	Columbia, Mo.	W	68-54
02/17/1958.....	Lawrence	W	84-69
12/30/1958.....	Kansas City, Mo.*	W	84-73
01/10/1959.....	Columbia, Mo.	W	69-62
02/23/1959.....	Lawrence	W	85-81
01/16/1960.....	Lawrence	W	79-63
02/27/1960.....	Columbia, Mo.	W	85-72
02/13/1961.....	Lawrence	W	88-73
03/11/1961.....	Columbia, Mo.	L	76-79
01/13/1962.....	Columbia, Mo.	W	65-54
02/05/1962.....	Lawrence	L	66-79
01/14/1963.....	Columbia, Mo.	L	56-62
03/01/1963.....	Lawrence	W	72-68
12/30/1963.....	Kansas City, Mo.*	L	61-63
02/04/1964.....	Lawrence	L	58-59
02/17/1964.....	Columbia, Mo.	L	60-68
01/09/1965.....	Lawrence	W	73-66
02/08/1965.....	Columbia, Mo.	W	71-60
02/05/1966.....	Columbia, Mo.	W	77-54
02/15/1966.....	Lawrence	W	98-54
01/14/1967.....	Columbia, Mo.	W	70-60
02/25/1967.....	Lawrence	W	90-55
12/30/1967.....	Kansas City, Mo.*	W	63-47
01/15/1968.....	Lawrence	L	66-67
02/20/1968.....	Columbia, Mo.	W	74-65
01/11/1969.....	Columbia, Mo.	L	46-47
02/15/1969.....	Lawrence	L	55-56
01/05/1970.....	Columbia, Mo.	L	53-56
02/23/1970.....	Lawrence	W	63-45
12/26/1970.....	Kansas City, Mo.*	W	96-63
02/20/1971.....	Lawrence	W	85-66
03/08/1971.....	Columbia, Mo.	W	71-69 (OT)
02/01/1972.....	Columbia, Mo.	L	60-64
02/26/1972.....	Lawrence	W	93-80
01/20/1973.....	Columbia, Mo.	L	72-75
02/27/1973.....	Lawrence	L	63-79
01/29/1974.....	Columbia, Mo.	W	80-67
03/09/1974.....	Lawrence	W	112-76
01/17/1975.....	Lawrence	W	91-86
02/18/1975.....	Columbia, Mo.	L	72-87
12/30/1975.....	Kansas City, Mo.*	L	69-79
01/12/1976.....	Columbia, Mo.	L	69-99
02/18/1976.....	Lawrence	L	60-61
12/30/1976.....	Kansas City, Mo.	L	65-69
01/07/1977.....	Lawrence	W	77-72
02/09/1977.....	Columbia, Mo.	L	79-87
12/28/1977.....	Kansas City, Mo.*	W	96-49
01/07/1978.....	Columbia, Mo.	W	71-67
02/08/1978.....	Lawrence	W	72-52
01/17/1979.....	Lawrence	L	55-58
02/07/1979.....	Columbia, Mo.	W	88-85
03/02/1979.....	Kansas City, Mo.*	W	76-73
01/09/1980.....	Lawrence	W	69-66
02/09/1980.....	Columbia, Mo.	L	65-88
02/28/1980.....	Kansas City, Mo.*	W	80-71
01/21/1981.....	Lawrence	W	63-55
02/09/1981.....	Columbia, Mo.	L	65-79
03/06/1981.....	Kansas City, Mo.*	W	80-75
01/20/1982.....	Columbia, Mo.	L	35-41
02/09/1982.....	Lawrence	L	41-42
01/26/1983.....	Lawrence	L	63-76
02/17/1983.....	Columbia, Mo.	L	69-74
01/18/1984.....	Lawrence	W	73-56
02/18/1984.....	Columbia, Mo.	W	72-62
01/22/1985.....	Lawrence	W	70-68
02/12/1985.....	Columbia, Mo.	L	55-62
01/23/1985.....	Columbia, Mo.	W	81-77
02/11/1986.....	Lawrence	W	100-66
01/20/1987.....	Lawrence	W	71-70
02/11/1987.....	Columbia, Mo.	L	60-63
03/08/1987.....	Kansas City, Mo.*	L	65-67
01/09/1988.....	Lawrence	W	78-74
02/27/1988.....	Columbia, Mo.	W	87-77
02/01/1989.....	Lawrence	L	66-91
02/11/1989.....	Columbia, Mo.	L	80-93
01/20/1990.....	Columbia, Mo.	L	87-95
02/13/1990.....	Lawrence	L	71-77
01/19/1991.....	Lawrence	W	91-64
02/12/1991.....	Columbia, Mo.	W	74-70
01/13/1992.....	Columbia, Mo.	W	92-80 (OT)
03/08/1992.....	Lawrence	W	97-89
02/01/1993.....	Lawrence	W	86-69
02/13/1993.....	Columbia, Mo.	W	67-63
01/31/1994.....	Columbia, Mo.	L	67-79
02/20/1994.....	Lawrence	L	74-81
01/09/1995.....	Columbia, Mo.	W	102-89
02/25/1995.....	Lawrence	W	88-69
02/10/1996.....	Columbia, Mo.	L	73-77
02/26/1996.....	Lawrence	W	87-65
02/04/1997.....	Columbia, Mo.\$	L	94-96 (2OT)
02/17/1997.....	Lawrence	W	79-67
03/09/1997.....	Kansas City, Mo.	W	87-60
01/19/1998.....	Columbia, Mo.	L	73-74
02/08/1998.....	Lawrence	W	80-70
01/11/1999.....	Columbia, Mo.	W	73-61
01/24/1999.....	Lawrence	L	63-71
01/22/2000.....	Columbia, Mo.	L	

2020-21 KANSAS BASKETBALL NONCONFERENCE SERIES HISTORY

MISSOURI (CONT.)

02/03/2003.....Lawrence.....W.....76-70	03/10/1913.....Lincoln, Neb.....L.....26-40
03/09/2003.....Columbia, Mo.....W.....79-74	03/11/1913.....Lawrence.....L.....16-18
03/15/2003.....Dallas, Texas.....L.....63-68	03/12/1913.....Manhattan, Kan.....W.....30-24
02/02/2004.....Lawrence.....W.....65-56	01/22/1915.....Lawrence.....W.....45-17
03/07/2004.....Columbia, Mo.....W.....84-82	01/23/1915.....Lawrence.....W.....30-23
03/15/2004.....Dallas, Texas.....W.....94-69	01/14/1916.....Lincoln, Neb.....L.....33-34
01/31/2005.....Lawrence.....W.....73-61	01/15/1916.....Lincoln, Neb.....L.....27-40
03/06/2005.....Columbia, Mo.....L.....68-72	02/16/1917.....Lawrence.....L.....19-21
01/16/2006.....Columbia, Mo.....L.....86-89 (OT)	02/17/1917.....Lawrence.....W.....30-10
03/06/2006.....Lawrence.....W.....79-46	02/15/1918.....Lincoln, Neb.....L.....23-24
01/15/2007.....Lawrence.....W.....80-77	02/16/1918.....Lincoln, Neb.....W.....31-25
02/10/2007.....Columbia, Mo.....W.....92-74	03/05/1919.....Lawrence.....W.....31-17
01/19/2008.....Columbia, Mo.....W.....76-70	03/06/1919.....Lawrence.....L.....24-29
02/04/2008.....Lawrence.....W.....90-71	01/19/1922.....Lincoln, Neb.....W.....25-15
02/09/2009.....Columbia, Mo.....L.....60-62	03/06/1922.....Lawrence.....W.....41-18
03/01/2009.....Lawrence.....W.....90-65	01/05/1923.....Lawrence.....W.....30-20
01/25/2010.....Lawrence.....W.....84-65	02/12/1923.....Lincoln, Neb.....W.....36-15
03/06/2010.....Columbia, Mo.....W.....77-56	01/18/2014.....Lawrence.....W.....19-18
02/07/2011.....Lawrence.....W.....103-86	01/26/1924.....Lincoln, Neb.....W.....13-10
03/05/2011.....Columbia, Mo.....W.....70-66	01/31/1925.....Lincoln, Neb.....W.....25-20
02/04/2012.....Columbia, Mo.....L.....71-74	02/17/1925.....Lawrence.....W.....28-20
02/25/2012.....Lawrence.....W.....87-86 (OT)	02/06/1926.....Lincoln, Neb.....W.....25-14
10/22/2017.....Kansas City, Mo.%.....W.....93-87	02/27/1926.....Lawrence.....W.....30-17

*Big Eight Holiday Tournament; *Big Eight Tournament; \$B12 Championship; %Exhibition

MISSOURI STATE

KANSAS LEADS, 4-0

03/30/1952.....Kansas City, Mo.*.....W.....92-65
03/15/1987.....Atlanta*.....W.....67-63
12/30/1988.....Kansas City, Mo.\$.....W.....82-73
12/30/2000.....Kansas City, Mo.....W.....77-43

*U.S. Olympic Playoff; *NCAA Southeast Regional; \$BMA Holiday Classic

MONMOUTH

KANSAS LEADS, 1-0

11/15/2019.....Lawrence.....W.....112-57
--

MONTANA

KANSAS LEADS, 2-0

12/01/1962.....Lawrence.....W.....68-56
12/19/2015.....Lawrence.....W.....88-46

MONTANA STATE

KANSAS LEADS, 1-0

11/27/1976.....Lawrence.....W.....104-47
--

MOREHEAD STATE

KANSAS LEADS, 2-0

12/08/1980.....Lawrence.....W.....90-56
12/03/1983.....Lawrence.....W.....75-57

MURRAY STATE

KANSAS LEADS, 9-0

12/16/1968.....Lawrence.....W.....72-59
01/11/1970.....Lawrence.....W.....64-62
12/07/1972.....Lawrence.....W.....69-63
12/01/1973.....Lawrence.....W.....103-71
11/29/1975.....Lawrence.....W.....72-56
12/01/1976.....Lawrence.....W.....81-66
12/05/1977.....Lawrence.....W.....106-71
12/02/1978.....Lawrence.....W.....81-66
03/20/1988.....Lincoln, Neb.*.....W.....61-58

*NCAA Midwest Regional

N

NEBRASKA

KANSAS LEADS, 171-70

03/02/1900.....Lincoln, Neb.....L.....8-48	02/11/1951.....Lincoln, Neb.....L.....56-58
03/01/1902.....Lawrence.....L.....29-35	02/11/1950.....Lawrence.....W.....49-36
01/31/1903.....Lincoln, Neb.....L.....19-23	12/30/1950.....Kansas City, Mo.*.....W.....63-47
02/12/1906.....Lincoln, Neb.....W.....37-17	01/06/1951.....Lawrence.....W.....66-41
02/09/1907.....Lawrence.....L.....19-32	02/10/1951.....Lincoln, Neb.....W.....61-52
01/17/1908.....Lawrence.....L.....17-20	01/14/1952.....Lincoln, Neb.....W.....69-66
01/18/1908.....Lawrence.....L.....21-23	02/16/1952.....Lawrence.....W.....90-52
02/21/1908.....Lincoln, Neb.....W.....28-26	12/27/1952.....Kansas City, Mo.*.....W.....73-66
02/22/1908.....Lincoln, Neb.....W.....28-25	01/12/1953.....Lincoln, Neb.....W.....65-59
01/08/1909.....Lawrence.....W.....48-13	02/14/1953.....Lawrence.....W.....77-58
01/09/1909.....Lawrence.....W.....36-17	02/13/1954.....Lawrence.....W.....79-68
01/30/1909.....Lincoln, Neb.....W.....18-13	02/22/1954.....Lincoln, Neb.....W.....67-62
03/04/1909.....Kansas City, Mo.....W.....28-22	12/31/1954.....Kansas City, Mo.*.....W.....69-66
03/05/1909.....Kansas City, Mo.....W.....24-15	01/15/1955.....Lincoln, Neb.....L.....62-66
03/06/1909.....Kansas City, Mo.....L.....29-32	02/19/1955.....Lawrence.....L.....55-66
01/07/1910.....Lawrence.....W.....33-17	02/11/1956.....Lawrence.....W.....80-56
01/08/1910.....Lawrence.....W.....40-16	02/25/1956.....Lincoln, Neb.....W.....60-56
02/26/1910.....Lincoln, Neb.....W.....40-20	02/09/1957.....Lincoln, Neb.....W.....69-54
02/27/1910.....Lincoln, Neb.....W.....40-13	02/23/1957.....Lawrence.....W.....87-60
02/10/1911.....Lawrence.....L.....27-36	02/08/1958.....Lawrence.....W.....102-46
02/11/1911.....Lawrence.....W.....37-12	02/22/1958.....Lincoln, Neb.....L.....41-43
02/24/1911.....Lincoln, Neb.....L.....26-38	02/14/1959.....Lincoln, Neb.....W.....63-55
02/25/1911.....Lincoln, Neb.....L.....4-36	02/21/1959.....Lawrence.....W.....66-50
01/19/1912.....Lawrence.....L.....26-30	01/09/1960.....Lincoln, Neb.....W.....60-47
01/20/1912.....Lawrence.....L.....27-30	03/07/1960.....Lawrence.....W.....79-74
03/01/1912.....Lincoln, Neb.....L.....21-39	12/27/1960.....Kansas City, Mo.*.....W.....78-53
03/02/1912.....Lincoln, Neb.....L.....28-29	02/11/1961.....Lincoln, Neb.....W.....38-33
	02/25/1961.....Lawrence.....L.....68-69

12/30/1961.....Kansas City, Mo.*.....W.....69-68	02/17/1928.....Lawrence.....W.....33-27
01/06/1962.....Lawrence.....L.....67-69	02/24/1928.....Lincoln, Neb.....L.....28-32
02/21/1962.....Lincoln, Neb.....W.....73-70	01/19/1929.....Lincoln, Neb.....L.....29-30
01/19/1963.....Lawrence.....W.....72-53	02/07/1929.....Lawrence.....L.....31-37
02/23/1963.....Lincoln, Neb.....W.....45-39	02/10/1930.....Lawrence.....W.....27-20
01/14/1964.....Lawrence.....W.....74-48	03/01/1930.....Lincoln, Neb.....W.....36-35
02/24/1964.....Lincoln, Neb.....W.....64-44	01/19/1931.....Lawrence (ot).....L.....30-31
01/04/1965.....Lincoln, Neb.....W.....66-56	02/14/1931.....Lincoln, Neb.....W.....34-29
02/23/1965.....Lawrence.....W.....71-62	01/12/1932.....Lincoln, Neb.....W.....34-31
12/30/1965.....Kansas City, Mo.*.....W.....71-61	02/15/1932.....Lawrence.....W.....51-19
01/18/1966.....Lincoln, Neb.....L.....75-83	01/06/1933.....Lawrence.....W.....32-29
02/26/1966.....Lawrence.....W.....110-73	02/03/1933.....Lincoln, Neb.....W.....34-20
02/07/1967.....Lawrence.....W.....84-58	01/09/1934.....Lincoln, Neb.....L.....21-24
03/04/1967.....Lincoln, Neb.....W.....64-57	02/19/1934.....Lawrence.....W.....25-24
02/17/1968.....Lawrence.....W.....71-60	02/11/1935.....Lawrence.....W.....32-21
02/27/1968.....Lincoln, Neb.....L.....69-76	02/15/1935.....Lincoln, Neb.....W.....32-24
12/26/1968.....Kansas City, Mo.*.....W.....82-56	01/20/1936.....Lawrence.....W.....45-23
01/04/1969.....Lincoln, Neb.....W.....56-52	02/28/1936.....Lincoln, Neb.....W.....43-36
02/22/1969.....Lawrence.....W.....79-73	02/02/1937.....Lawrence.....W.....27-22
12/30/1969.....Kansas City, Mo.*.....L.....73-78	02/27/1937.....Lincoln, Neb.....L.....32-37
02/07/1970.....Lincoln, Neb.....L.....73-84	02/02/1938.....Lawrence.....W.....48-33
02/17/1970.....Lawrence.....W.....100-87	02/26/1938.....Lincoln, Neb.....W.....50-47
12/30/1970.....Kansas City, Mo.*.....W.....72-52	01/14/1939.....Lincoln, Neb.....L.....37-48
02/06/1971.....Lincoln, Neb.....W.....81-67	02/14/1939.....Lawrence.....W.....49-46
03/13/1971.....Lawrence.....W.....59-54	01/23/1940.....Lawrence.....W.....40-24
01/29/1972.....Lawrence.....W.....57-55 (OT)	02/24/1940.....Lincoln, Neb.....W.....48-41
02/19/1972.....Lincoln, Neb.....L.....78-99	02/10/1941.....Lawrence.....W.....44-38
12/29/1972.....Kansas City, Mo.*.....L.....72-74	03/01/1941.....Lincoln, Neb.....W.....55-53
02/10/1973.....Lawrence.....L.....46-59	01/17/1942.....Lincoln, Neb.....W.....51-32
02/24/1973.....Lincoln, Neb.....W.....59-62	02/14/1942.....Lawrence.....W.....58-30
12/29/1973.....Kansas City, Mo.*.....W.....75-66	02/13/1943.....Lincoln, Neb.....W.....56-24
01/12/1974.....Lawrence.....W.....79-64	02/23/1943.....Lawrence.....W.....52-33
02/26/1974.....Lincoln, Neb.....W.....51-46	01/15/1944.....Lawrence.....W.....51-27
12/28/1974.....Kansas City, Mo.*.....W.....63-62	02/19/1944.....Lincoln, Neb.....W.....56-47
02/05/1975.....Lawrence.....W.....72-44	01/12/1945.....Lawrence.....W.....48-33
03/05/1975.....Lincoln, Neb.....W.....79-77 (2OT)	02/10/1945.....Lincoln, Neb.....L.....45-59
12/27/1975.....Kansas City, Mo.*.....W.....69-66	01/11/1946.....Lincoln, Neb.....W.....56-45
02/04/1976.....Lincoln, Neb.....L.....54-57	02/16/1946.....Lawrence.....W.....72-30
03/03/1976.....Lawrence.....L.....58-62	01/14/1947.....Lincoln, Neb.....L.....46-48
01/26/1977.....Lincoln, Neb.....L.....57-60	02/15/1947.....Lawrence.....W.....69-37
02/19/1977.....Lawrence.....W.....74-66	12/20/1947.....Kansas City, Mo.....W.....64-60 (OT)
02/26/1977.....Lawrence*.....W.....61-58	02/07/1948.....Lawrence.....L.....57-61
01/25/1978.....Lincoln, Neb.....L.....58-62	03/06/1948.....Lincoln, Neb.....L.....64-70
02/18/1978.....Lawrence.....W.....75-70	01/08/1949.....Lincoln, Neb.....L.....34-52
01/27/1979.....Lincoln, Neb.....L.....64-66 (OT)	02/12/1949.....Lawrence.....L.....39-49
02/21/1979.....Lawrence.....W.....66-59	01/10/1950.....Lincoln, Neb.....L.....56-58
01/16/1980.....Lincoln, Neb.....L.....57-64	02/11/1950.....Lawrence.....W.....49-36
02/05/1980.....Lawrence.....L.....56-61	12/30/1950.....Kansas City, Mo.*.....W.....63-47
01/31/1981.....Lincoln, Neb.....L.....54-57	01/06/1951.....Lawrence.....W.....66-41
02/25/1981.....Lawrence.....W.....75-49	02/10/1951.....Lincoln, Neb.....W.....61-52
01/13/1982.....Lincoln, Neb.....L.....55-75	01/14/1952.....Lincoln, Neb.....W.....69-66
02/13/1982.....Lawrence.....W.....66-63	02/16/1952.....Lawrence.....W.....90-52
02/05/1983.....Lincoln, Neb.....L.....61-68	12/27/1952.....Kansas City, Mo.*.....W.....73-66
03/02/1983.....Lawrence.....L.....58-60	01/12/1953.....Lincoln, Neb.....W.....65-59
01/25/1984.....Lawrence.....W.....77-61	02/14/1953.....Lawrence.....W.....77-58
02/15/1984.....Lincoln, Neb.....W.....67-61	02/13/1954.....Lawrence.....W.....79-68
02/02/1985.....Lincoln, Neb.....W.....91-80	02/22/1954.....Lincoln, Neb.....W.....67-62
02/28/1985.....Lawrence.....W.....70-65	12/31/1954.....Kansas City, Mo.*.....W.....69-66
03/05/1985.....Lawrence*.....W.....74-69	01/15/1955.....Lincoln, Neb.....L.....62-66
01/15/1986.....Lincoln, Neb.....W.....81-70	02/19/1955.....Lawrence.....L.....55-66
02/15/1986.....Lawrence.....W.....79-61	02/11/1956.....Lawrence.....W.....80-56
01/22/1987.....Lawrence.....W.....86-65	02/25/1956.....Lincoln, Neb.....W.....60-56
02/28/1987.....Lincoln, Neb.....L.....81-83 (OT)	02/09/1957.....Lincoln, Neb.....W.....69-54
01/27/1988.....Lincoln, Neb.....L.....68-70	02/23/1957.....Lawrence.....W.....87-60
02/16/1988.....Lawrence.....W.....70-48	02/08/1958.....Lawrence.....W.....102-46
02/04/1989.....Lincoln, Neb.....L.....70-74	02/22/1958.....Lincoln, Neb.....L.....41-43
03/01/1989.....Lawrence.....W.....80-71	02/14/1959.....Lincoln, Neb.....W.....63-55
01/08/1990.....Lincoln, Neb.....W.....98-93	02/21/1959.....Lawrence.....W.....66-50
02/17/1990.....Lawrence.....W.....94-67	01/09/1960.....Lincoln, Neb.....W.....60-47
02/06/1991.....Lawrence.....W.....85-77	03/07/1960.....Lawrence.....W.....79-74
03/03/1991.....Lincoln, Neb.....L.....75-85	12/27/1960.....Kansas City, Mo.*.....W.....78-53
03/09/1991.....Kansas City, Mo.*.....L.....83-87	02/11/1961.....Lincoln, Neb.....W.....38-33
01/25/1992.....Lawrence.....W.....103-78	02/25/1961.....Lawrence.....L.....68-69
02/19/1992.....Lincoln, Neb.....L.....79-81 (OT)	
02/07/1993.....Lincoln, Neb.....L.....64-68	
03/03/1993.....Lawrence.....W.....94-83	
02/06/1994.....Lawrence.....W.....94-87	
02/23/1994.....Lincoln, Neb.....L.....87-96	
01/23/1995.....Lawrence.....W.....84-67	
02/14/1995.....Lincoln, Neb.....W.....91-68	
01/28/1996.....Lincoln, Neb.....W.....88-73	
02/19/1996.....Lawrence.....W.....81-71	
02/01/1997.....Lawrence.....W.....82-77 (OT)	
03/02/1997.....Lincoln, Neb.....W.....85-65	
01/03/1998.....Lawrence.....W.....96-76	
02/01/1998.....Lincoln, Neb.....W.....82-71	
03/07/1998.....Kansas City, Mo.\$.....W.....91-59	
01/27/1999.....Lincoln, Neb.....L.....69-84	
02/10/1999.....Lawrence.....L.....59-64	
03/05/1999.....Kansas City, Mo.\$.....W.....77-53	
01/15/2000.....Lawrence.....W.....97-82	
02/23/2000.....Lincoln, Neb.....W.....83-58	
01/17/2001.....Lawrence.....W.....84-62	
02/25/2001.....Lincoln, Neb.....W.....78-74	
01/09/2002.....Lawrence.....W.....96-57	
02/24/2002.....Lincoln, Neb.....W.....88-87	
01/11/2003.....Lawrence.....W.....92-59	
02/01/2003.....Lincoln, Neb.....W.....81-51	

*NCAA Midwest Regional

2020-21 KANSAS BASKETBALL NONCONFERENCE SERIES HISTORY

NEBRASKA (CONT.)

02/15/2004.....Lincoln, Neb.....L.....55-74
03/03/2004.....Lawrence.....W.....78-67
01/19/2005.....Lawrence.....W.....59-57
02/05/2005.....Lincoln, Neb.....W.....78-65
01/21/2006.....Lawrence.....W.....96-54
02/08/2006.....Lincoln, Neb.....W.....69-48
03/11/2006.....Dallas, Texas\$.....W.....79-65
01/29/2007.....Lincoln, Neb.....W.....76-56
02/17/2007.....Lawrence.....W.....92-39
01/12/2008.....Lincoln, Neb.....W.....79-58
01/26/2008.....Lawrence.....W.....84-49
03/14/2008.....Kansas City, Mo.\$.....W.....64-54
01/28/2009.....Lincoln, Neb.....W.....68-62
02/21/2009.....Lawrence.....W.....70-53
01/13/2010.....Lincoln, Neb.....W.....84-72
02/06/2010.....Lawrence.....W.....75-64
01/15/2011.....Lawrence.....W.....63-60
02/05/2011.....Lincoln, Neb.....W.....86-66
12/10/2016.....Lawrence.....W.....89-72
12/16/2017.....Lincoln, Neb.....W.....73-72

*Big Eight Holiday Tournament; *Big Eight Tournament; \$Big 12 Championship

NEVADA

KANSAS LEADS, 4-2

01/01/1948.....Reno, Nev.....W.....52-45
12/01/1970.....Lawrence.....W.....93-75
11/29/1980.....Reno, Nev.....W.....91-73
12/21/2003.....Reno, Nev.....L.....61-75
11/29/2004.....Lawrence.....W.....85-52
12/01/2005.....Lawrence.....L.....70-72

NEW MEXICO

KANSAS LEADS, 2-1

12/19/1963.....Albuquerque, N.M.....L.....54-59
12/03/1964.....Lawrence.....W.....59-40
12/14/2013.....Kansas City, Mo.....W.....80-63

NEW MEXICO STATE

KANSAS LEADS, 4-0

12/07/1965.....Lawrence.....W.....102-51
12/03/2008.....Lawrence.....W.....100-79
03/20/2015.....Omaha, Neb.*.....W.....75-56
12/08/2018.....Kansas City, Mo.....W.....63-60

*NCAA Midwest Regional

NEW ORLEANS

KANSAS LEADS, 2-0

03/14/1991.....Louisville, Ky.*.....W.....54-49
12/29/2005.....Lawrence.....W.....73-56

*NCAA Southeast Regional

NIAGARA

KANSAS LEADS, 2-0

01/09/1997.....Lawrence.....W.....134-73
03/16/2007.....Chicago*.....W.....107-67

*NCAA West Regional

NORTH CAROLINA

NORTH CAROLINA LEADS, 6-5

03/23/1957.....Kansas City, Mo.*.....L.....53-54 (30T)
12/11/1959.....Raleigh, N.C.....L.....49-60
12/17/1960.....Lawrence.....L.....70-78
01/03/1981.....Kansas City, Mo.....W.....56-55
11/28/1981.....Charlotte, N.C.....L.....67-74
03/30/1991.....Indianapolis, Ind.*.....W.....79-73
04/03/1993.....New Orleans*.....L.....68-78
11/27/2002.....New York\$.....L.....56-67
04/05/2008.....San Antonio, Texas*.....W.....84-66
03/25/2012.....St. Louis&.....W.....80-67
03/24/2013.....Kansas City, Mo.&.....W.....70-58

*NCAA Finals; *NCAA Semifinals; \$Preseason NIT; &NCAA Midwest Regional

NORTH CAROLINA A&T

KANSAS LEADS, 1-0

03/13/1986.....Dayton, Ohio*.....W.....71-46
--

*NCAA Midwest Regional

NORTH CAROLINA-GREENSBORO

KANSAS LEADS, 2-0

11/22/2002.....Lawrence.....W.....105-66
11/08/2019.....Lawrence.....W.....74-62

NORTH CAROLINA STATE

KANSAS LEADS, 11-1

12/20/1958.....Lawrence.....L.....63-66
12/12/1959.....Raleigh, N.C.....W.....80-58
12/05/1985.....Greensboro, N.C.....W.....71-56
03/23/1986.....Kansas City, Mo.*.....W.....75-67
01/25/1987.....Kansas City, Mo.....W.....74-60
12/19/1987.....Raleigh, N.C.....W.....74-67
01/05/1991.....Lawrence.....W.....105-94
12/21/1992.....Lawrence.....W.....84-64
12/08/1993.....Raleigh, N.C.....W.....74-57
12/10/1994.....Raleigh, N.C.....W.....96-91
12/21/1996.....Lawrence.....W.....84-56
03/23/2012.....St. Louis*.....W.....60-57

*NCAA Midwest Regional

NORTH DAKOTA

KANSAS LEADS, 3-0

11/17/2000.....Lawrence.....W.....92-61
12/22/2001.....Grand Forks, N.D.....W.....108-77
12/31/2011.....Lawrence.....W.....84-58

NORTH DAKOTA STATE

KANSAS LEADS, 1-0

03/20/2009.....Minneapolis, Minn.*.....W.....84-74
--

*NCAA Midwest Regional

NORTH TEXAS

KANSAS LEADS, 1-0

11/19/2010.....Lawrence.....W.....93-60

NORTHEASTERN

KANSAS LEADS, 1-0

03/21/2019.....Salt Lake City*.....W.....87-53
--

*NCAA Midwest Regional

NORTHERN ARIZONA

KANSAS LEADS, 4-0

12/12/1988.....Lawrence.....W.....109-59
11/24/1990.....Flagstaff, Ariz.....W.....84-57
11/11/2006.....Lawrence.....W.....91-57
11/21/2007.....Lawrence.....W.....87-46

NORTHERN COLORADO

KANSAS LEADS, 2-0

12/22/2005.....Lawrence.....W.....85-62
11/13/15.....Lawrence.....W.....109-72

NORTHERN IOWA

SERIES TIED, 1-1

12/08/1973.....Lawrence.....W.....94-60
03/20/2010.....Oklahoma City, Okla.*.....L.....67-69

*NCAA Midwest Regional

NORTHWESTERN

KANSAS LEADS, 6-2

02/03/1951.....Chicago.....L.....53-54
12/05/1955.....Lawrence.....W.....91-70
12/03/1956.....Lawrence.....W.....87-69
12/07/1957.....Evanston, Ill.....W.....71-65
12/05/1959.....Evanston, Ill.....W.....76-67
12/03/1960.....Lawrence.....W.....86-69
12/22/1962.....Evanston, Ill.....W.....62-57
12/06/1964.....Lawrence.....L.....55-58

NOTRE DAME

NOTRE DAME LEADS, 9-3

12/28/1928.....Kansas City, Mo.....L.....21-32
12/29/1928.....Kansas City, Mo.....L.....17-29
12/23/1947.....Lawrence.....L.....49-51
12/15/1969.....South Bend, Ind.....W.....75-63
12/08/1971.....Lawrence.....W.....88-72
01/07/1973.....South Bend, Ind.....L.....64-66
01/22/1974.....Lawrence.....L.....74-76
12/09/1974.....South Bend, Ind.....L.....59-75
03/15/1975.....Tulsa, Okla.*.....L.....71-77
12/08/1975.....Lawrence.....L.....64-72
02/07/1987.....Lawrence.....W.....70-60
01/23/1988.....South Bend, Ind.....L.....76-80

*NCAA Midwest Regional

O

OKLAHOMA

KANSAS LEADS, 2-0

11/25/2009.....Lawrence*.....W.....89-59
11/24/2017.....Lawrence*.....W.....102-59

*Hall-of-Fame Showcase; *Hoophall Miami Invitational

OHIO

KANSAS LEADS, 3-0

03/14/1985.....South Bend, Ind.*.....W.....49-38
12/15/2007.....Kansas City, Mo.....W.....88-51
11/26/2010.....Las Vegas, Nev.*.....W.....98-41

*NCAA Southeast Regional; *Las Vegas Invitational

OHIO STATE

KANSAS LEADS, 8-3

12/23/1965.....Columbus, Ohio.....W.....81-68
12/05/1966.....Lawrence.....W.....94-70
01/02/1983.....Kansas City, Mo.....L.....61-64
12/22/1983.....Columbus, Ohio.....L.....74-79
12/29/1986.....Honolulu, Hawaii*.....L.....78-79 (OT)
12/28/1997.....Honolulu, Hawaii*.....W.....69-56
12/16/1999.....Lawrence.....W.....80-67
12/23/2000.....Columbus, Ohio.....W.....69-68
12/10/2011.....Lawrence.....W.....78-67
03/31/2012.....New Orleans*.....W.....64-62
12/22/2012.....Columbus, Ohio.....W.....74-66

*Rainbow Classic; *NCAA Semifinals

OMAHA

KANSAS LEADS, 1-0

12/18/2017.....Lawrence.....W.....109-64
--

ORAL ROBERTS

KANSAS LEADS, 7-4

03/16/1974.....Tulsa, Okla.*.....W.....93-90
01/08/1976.....Tulsa, Okla.....L.....70-73
12/06/1976.....Lawrence.....W.....79-69
12/20/1977.....Tulsa, Okla.....W.....91-73
12/07/1978.....Lawrence.....W.....90-77
12/03/1979.....Tulsa, Okla.....L.....72-75
12/06/1980.....Lawrence.....W.....90-66
01/06/1983.....Tulsa, Okla.....L.....71-73 (OT)
12/19/1983.....Lawrence.....W.....65-64
01/14/1993.....Lawrence.....W.....140-72
11/15/2006.....Lawrence.....L.....71-78

*NCAA Midwest Regional

OREGON

SERIES TIED, 4-4

12/29/1947.....Eugene, Ore.....L.....61-66
12/30/1947.....Eugene, Ore.....L.....53-61
12/15/1973.....Lawrence.....W.....67-49
11/24/1984.....Anchorage, Alaska*.....W.....66-49
03/24/2002.....Madison, Wis.*.....W.....104-86
12/07/2002.....Portland, Ore.....L.....78-84
12/13/2003.....Kansas City, Mo.....W.....77-67
03/25/2017.....Kansas City, Mo.*.....L.....60-74

*Great Alaska Shootout; *NCAA Midwest Regional

OREGON STATE

KANSAS LEADS, 2-0

11/30/2012.....Kansas City, Mo.....W.....84-78
12/12/2015.....Kansas City, Mo.....W.....82-67

P

PACIFIC

KANSAS LEADS, 3-0

12/13/1966.....Lawrence.....W.....70-54
03/21/2004.....Kansas City, Mo.....W.....78-63
12/04/2004.....Lawrence.....W.....81-70

PENNSYLVANIA

KANSAS LEADS, 4-0

12/08/1997.....Washington, D.C.*.....W.....89-71
11/17/1998.....Philadelphia, Pa.....W.....61-56
01/04/2000.....Lawrence.....W.....105-59
03/15/2018.....Wichita, Kan.*.....W.....76-60

*Franklin Bank Classic; *NCAA Midwest Regional

PENN STATE

PENN STATE LEADS, 1-0

12/11/1964.....Manhattan, Kan.....L.....48-50

PEPPERDINE

KANSAS LEADS, 9-1

12/27/1979.....Malibu, Calif.....L.....89-96
12/01/1980.....Lawrence.....W.....81-67
11/22/1986.....Denver, Colo.*.....W.....67-61
12/16/1989.....Lawrence.....W.....98-73
01/02/1991.....Malibu, Calif.....W.....88-62
01/02/1992.....Lawrence.....W.....79-73 (OT)
12/18/1997.....Lawrence.....W.....96-83
12/05/1998.....Anaheim, Calif.*.....W.....62-55
12/02/1999.....Lawrence.....W.....76-61
12/19/2005.....Lawrence.....W.....63-43

*Preseason NIT; *John Wooden Classic

PITTSBURG STATE

KANSAS LEADS, 13-0 (9-0 IN EXHIBITION)

01/03/1944.....Lawrence.....W.....35-21
12/18/1995.....Lawrence.....W.....103-48
12/11/1999.....Lawrence.....W.....96-71
11/28/2001.....Lawrence.....W.....105-62
11/11/2003.....Lawrence*.....W.....103-73
11/14/2005.....Lawrence*.....W.....73-47
11/01/2007.....Lawrence*.....W.....94-59
11/10/2009.....Lawrence*.....W.....103-45
11/01/2011.....Lawrence*.....W.....84-55
10/29/2013.....Lawrence*.....W.....97-57



2020-21 KANSAS BASKETBALL NONCONFERENCE SERIES HISTORY

PITTSBURG STATE (CONT.)

11/04/2015.....Lawrence*.....W.....89-66
10/31/2017.....Lawrence*.....W.....100-54
10/31/2019.....Lawrence*.....W.....102-42
*Exhibition

PITTSBURGH

KANSAS LEADS, 3-2

12/21/1931.....Kansas City, Mo.....W.....24-23
12/22/1931.....Kansas City, Mo.....W.....26-20
12/23/1931.....Kansas City, Mo.....L.....22-25
12/28/1986.....Honolulu, Hawaii*.....L.....76-79
03/16/1991.....Louisville, Ky.*.....W.....77-66
*Rainbow Classic; *NCAA Southeast Regional

POMONA-PITZER

KANSAS LEADS, 1-0

12/01/1987.....Lawrence.....W.....94-38

PORTLAND

KANSAS LEADS, 1-0

01/13/1968.....Lawrence.....W.....80-37

PORTLAND STATE

KANSAS LEADS, 1-0

03/20/2008.....Omaha, Neb.*.....W.....85-61
*NCAA Midwest Regional

PRAIRIE VIEW A&M

KANSAS LEADS, 1-0

03/13/1998.....Oklahoma City, Okla.*.....W.....110-52
*NCAA Midwest Regional

PRINCETON

KANSAS LEADS, 2-0

12/22/1999.....Lawrence.....W.....82-67
12/12/2001.....Princeton, N.J.....W.....78-62

PURDUE

KANSAS LEADS, 4-2

12/13/1948.....West Lafayette, Ind.....L.....46-47
12/10/1949.....Lawrence.....W.....60-52
03/24/1994.....Knoxville, Tenn.*.....L.....78-83
03/15/1997.....Memphis, Tenn.*.....W.....75-61
03/18/2012.....Omaha, Neb.*.....W.....63-60
03/23/2017.....Kansas City, Mo.*.....W.....98-66
*NCAA Southeast Regional; *NCAA Midwest Regional

R

RADFORD

KANSAS LEADS, 1-0

12/09/2009.....Lawrence.....W.....99-64

RHODE ISLAND

KANSAS LEADS, 3-1

12/29/1993.....Kansas City, Mo.....W.....73-60
03/15/1998.....Oklahoma City, Okla.*.....L.....75-80
12/30/2006.....Lawrence.....W.....80-69
11/27/2014.....Orlando, Fla.#.....W.....76-60
*NCAA Midwest Regional; #Orlando Classic

RICE

KANSAS LEADS, 10-2

03/22/1940.....Kansas City, Mo.*.....W.....50-44
03/21/1942.....Kansas City, Mo.*.....W.....55-53
12/26/1945.....Oklahoma City, Okla.....W.....42-34
12/18/1951.....Lawrence.....W.....68-48
12/13/1952.....Houston, Texas.....L.....51-54
12/17/1954.....Lawrence.....W.....77-67
12/18/1954.....Lawrence.....W.....100-72
12/19/1955.....Houston, Texas.....L.....66-75
12/01/1958.....Lawrence.....W.....65-49
12/22/1994.....Lawrence.....W.....71-57
12/07/1995.....Houston, Texas.....W.....83-63
11/17/1997.....Lawrence.....W.....88-61
*NCAA Western Region Playoffs

RICHMOND

KANSAS LEADS, 2-1

01/22/2004.....Lawrence.....L.....68-69
03/25/2011.....San Antonio, Texas*.....W.....77-57
12/18/2012.....Lawrence.....W.....87-59
*NCAA Southwest Regional

RIDER

KANSAS LEADS, 3-0

12/12/1987.....Lawrence.....W.....110-72
12/15/1990.....Lawrence.....W.....103-51
11/24/2014.....Lawrence.....W.....87-60

ROBERT MORRIS

KANSAS LEADS, 1-0

03/16/1990.....Atlanta*.....W.....79-71
*NCAA East Regional

ROLLINS

KANSAS LEADS, 3-0

12/30/1980.....Lawrence.....W.....102-47
10/09/1982.....Lawrence.....W.....82-69
01/30/1993.....Lawrence.....W.....103-56

S

SAINT BONAVENTURE

KANSAS LEADS, 1-0

12/26/1942.....Buffalo, N.Y.....W.....53-22

SAINT JOHN'S

KANSAS LEADS, 8-5

12/12/1950.....New York.....W.....52-51
03/26/1952.....Seattle, Wash.*.....W.....80-63
12/09/1960.....New York.....L.....54-66
12/15/1961.....Lawrence.....L.....59-64
12/21/1964.....New York.....W.....71-56
12/11/1965.....Manhattan, Kan.....W.....61-55
12/19/1966.....New York.....L.....44-68
12/28/1981.....New York.....L.....75-76
02/21/1987.....New York.....W.....62-60
12/05/1987.....Lawrence.....W.....63-54
12/30/1987.....New York*.....L.....56-70
11/24/1989.....New York\$.....W.....66-57
11/10/2000.....New York.....W.....82-74
*NCAA Finals; *ECAC Holiday Festival; \$Preseason NIT

SAINT JOSEPH'S

KANSAS LEADS, 5-2

12/30/1942.....Philadelphia, Pa.....W.....63-38
12/09/1950.....Philadelphia, Pa.....W.....60-41
12/14/1957.....Philadelphia, Pa.....W.....66-54
12/19/1958.....Manhattan, Kan.....L.....65-67
12/18/1970.....Lawrence.....W.....80-65
12/23/2004.....Lawrence.....W.....91-51
12/06/2005.....New York*.....L.....67-70
*Jimmy V. Classic

SAINT LOUIS

KANSAS LEADS, 13-3

01/01/1943.....St. Louis.....W.....60-25
12/17/1946.....St. Louis.....W.....49-35
03/22/1952.....Kansas City, Mo.....W.....74-55
12/22/1959.....St. Louis.....L.....59-66
12/04/1961.....Lawrence.....L.....65-79
12/23/1967.....St. Louis.....W.....68-64
11/30/1968.....Lawrence.....W.....88-65
01/06/1975.....St. Louis.....W.....79-72
12/06/1975.....Lawrence.....W.....70-64
12/20/1976.....St. Louis.....W.....69-68
12/17/1977.....Lawrence.....W.....85-65
12/04/1982.....Lawrence.....W.....83-69
12/01/1983.....St. Louis.....W.....67-63
12/23/1998.....St. Louis.....L.....64-78
12/30/1999.....Kansas City, Mo.....W.....71-60
11/20/2012.....Kansas City, Mo.*.....W.....73-59
*CBE Classic

SAINT PETER'S

KANSAS LEADS, 2-0

03/21/1968.....New York*.....W.....58-46
01/15/1996.....Lawrence.....W.....85-71
*NIT

SAN DIEGO

KANSAS LEADS, 3-0

11/26/1994.....Lawrence.....W.....83-65
12/09/1995.....San Diego, Calif.....W.....101-71
12/01/1996.....Lawrence.....W.....79-72

SAN DIEGO STATE

SERIES TIED, 2-2

12/23/1978.....San Diego, Calif.....L.....69-81
12/08/1979.....Lawrence.....W.....79-66
01/5/2014.....Lawrence.....L.....57-61
12/22/2015.....San Diego, Calif.....W.....70-57

SAN FRANCISCO

KANSAS LEADS, 5-1

12/26/1947.....San Francisco, Calif.....W.....57-43
03/22/1957.....Kansas City, Mo.*.....W.....80-56
12/18/1959.....Lawrence.....W.....73-42
12/22/1960.....San Francisco, Calif.....W.....60-43
12/21/1963.....San Francisco, Calif.....L.....58-75
12/16/1972.....Lawrence.....W.....60-58

*NCAA Semifinals

SAN JOSE STATE

KANSAS LEADS, 1-0

11/26/2012.....Lawrence.....W.....70-57

SANTA CLARA

KANSAS LEADS, 5-0

03/25/1952.....Seattle, Wash.*.....W.....74-55
12/20/1994.....Lawrence.....W.....80-75
03/17/1996.....Tempe, Ariz.*.....W.....76-51
11/22/1996.....San Jose, Calif.....W.....76-64
11/14/1997.....Lawrence.....W.....99-73
*NCAA Semifinals; *NCAA West Regional

SEATTLE

KANSAS LEADS, 1-0

12/01/1988.....Lawrence.....W.....98-65

SEATTLE PACIFIC

KANSAS LEADS, 1-0

12/21/1991.....Lawrence.....W.....97-62

SETON HALL

KU LEADS, 2-1

11/28/1988.....Anchorage, Alaska*.....L.....81-92
11/21/2001.....Lahaina, Hawaii*.....W.....80-62
3/17/2018.....Wichita, Kan.&.....W.....83-79
*Great Alaska Shootout; *Maui Invitational; &NCAA Midwest Regional

SIENA

KANSAS LEADS, 2-0

01/06/2009.....Lawrence.....W.....91-84
11/18/2016.....Lawrence.....W.....86-65

SMU

KANSAS LEADS, 26-4

12/19/1938.....Dallas, Texas.....W.....46-40
12/20/1938.....Dallas, Texas.....W.....57-45
12/18/1939.....Lawrence.....W.....63-61
12/19/1939.....Lawrence.....W.....37-26
12/14/1946.....Kansas City, Mo.....L.....46-49
12/14/1951.....Dallas, Texas.....W.....74-51
12/15/1951.....Dallas, Texas.....W.....58-57
12/19/1952.....Lawrence.....W.....83-66
12/20/1952.....Lawrence.....W.....72-55
12/17/1955.....Dallas, Texas.....L.....61-81
12/21/1955.....Lawrence.....W.....62-58
03/15/1957.....Dallas, Texas*.....W.....73-65
03/11/1966.....Lubbock, Texas*.....W.....76-70
12/19/1969.....Lawrence.....W.....89-77
12/02/1975.....Dallas, Texas.....L.....66-75
12/02/1977.....Lawrence.....W.....107-71
12/17/1978.....Lawrence.....W.....71-64
12/05/1979.....Dallas, Texas.....L.....88-89
12/22/1980.....Dallas, Texas.....W.....73-62
12/19/1981.....Lawrence.....W.....71-81
12/11/1982.....Dallas, Texas.....W.....62-60
01/11/1986.....Lawrence.....W.....72-56
01/09/1989.....Lawrence.....W.....90-82 (OT)
12/06/1989.....Dallas, Texas.....W.....86-53
12/04/1990.....Lawrence.....W.....80-60
01/04/1992.....Dallas, Texas.....W.....79-67
12/30/1993.....Kansas City, Mo.....W.....84-64
01/08/1994.....Lawrence.....W.....91-59
01/07/1995.....Dallas, Texas.....W.....97-58
01/06/1996.....Lawrence.....W.....83-61
*NCAA Midwest Regional

SOUTH ALABAMA

KANSAS LEADS, 2-0

01/11/1985.....Mobile, Ala.....W.....90-81 (OT)
12/09/1985.....Lawrence.....W.....72-48

SOUTH CAROLINA

KANSAS LEADS, 2-0

12/18/2004.....Lawrence.....W.....64-60
01/07/2007.....Columbia, S.C.....W.....70-54

SOUTH CAROLINA STATE

KANSAS LEADS, 3-0

12/10/1984.....Lawrence.....W.....81-54
03/15/1996.....Tempe, Ariz.*.....W.....92-54
12/15/2001.....Lawrence.....W.....106-73
*NCAA West Sub-Regional

SOUTH DAKOTA

KANSAS LEADS, 1-0

12/18/2018.....Lawrence.....W.....89-53

SOUTH DAKOTA STATE

KANSAS LEADS, 2-0

12/04/1984.....Lawrence.....W.....85-72
11/17/2017.....Lawrence.....W.....98-64

SOUTH FLORIDA

KANSAS LEADS, 1-0

12/03/2011.....Lawrence.....W.....70-42

SOUTHEAST MISSOURI STATE

KANSAS LEADS, 1-0

11/09/2012.....Lawrence.....W.....74-55

2020-21 KANSAS BASKETBALL NONCONFERENCE SERIES HISTORY

SOUTHERN-BATON ROUGE

KANSAS LEADS, 1-0

12/01/1986.....Lawrence.....W.....87-69

SOUTHERN CALIFORNIA

KANSAS LEADS, 11-5

12/20/1935.....Kansas City, Kan.....W.....34-31
03/23/1940.....Kansas City, Mo.*.....W.....43-42
12/22/1951.....Lawrence.....W.....76-55
12/13/1958.....Los Angeles, Calif.....L.....55-68
12/08/1961.....Los Angeles, Calif.....L.....70-78
12/13/1963.....Lawrence.....W.....60-52
12/18/1965.....Los Angeles, Calif.....L.....69-81
12/18/1971.....Lawrence.....L.....77-87
12/21/1978.....Los Angeles, Calif.....L.....83-89
12/20/1980.....Lawrence.....W.....91-68
12/23/1997.....Los Angeles, Calif.....W.....74-69
12/12/1998.....Lawrence.....W.....107-78
12/04/2006.....Lawrence.....W.....72-62
12/02/2007.....Los Angeles, Calif.....W.....59-55
12/18/2007.....Lawrence.....W.....70-68
12/22/2011.....Los Angeles, Calif.....W.....63-47
*NCAA Western Finals

SOUTHERN ILLINOIS

KANSAS LEADS, 1-0

03/22/2007.....San Jose, Calif.*.....W.....61-58

*NCAA Western Regional

SOUTHERN ILLINOIS-EDWARDSVILLE

KANSAS LEADS, 1-0

12/03/1986.....Lawrence.....W.....86-71

SOUTHERN MISSISSIPPI

KANSAS LEADS, 1-0

12/27/1991.....Kansas City, Mo.*.....W.....109-76

*BMA Holiday Classic

STANFORD

KANSAS LEADS, 12-3

12/30/1932.....Lawrence.....W.....38-20
12/31/1932.....Lawrence.....W.....38-17
01/02/1933.....Lawrence.....W.....34-28
12/30/1946.....Kansas City, Mo.....W.....54-52
12/23/1963.....Palo Alto, Calif.....L.....64-69
12/18/1967.....Lawrence.....W.....72-54
12/21/1968.....Palo Alto, Calif.....W.....76-67
12/30/1989.....Kansas City, Mo.*.....W.....83-61
03/16/2002.....St. Louis*.....W.....86-63
12/06/2003.....Anaheim, Calif.....L.....58-64
03/23/2014.....St. Louis, Mo.*.....L.....57-60
12/03/2016.....Lawrence, Kan.....W.....89-74
12/21/2017.....Sacramento, Calif.....W.....75-54
12/01/2018.....Lawrence, Kan.....W.....90-84 (OT)
12/29/2019.....Palo Alto, Calif.....W.....72-56
*BMA Holiday Classic; *NCAA Midwest Regional

SYRACUSE

SERIES TIED, 3-3

12/14/1968.....Lawrence.....W.....71-41
03/24/1996.....Denver, Colo.*.....L.....57-60
03/18/2001.....Dayton, Ohio*.....W.....87-58
04/07/2003.....New Orleans\$.....L.....78-81
11/25/2008.....Kansas City, Mo.....L.....81-89 (OT)
12/2/2017.....Miami&.....W.....76-60
*NCAA West Regional; *NCAA Midwest Regional; \$NCAA Final; *Hoophall Miami Invitational

T

TEMPLE

KANSAS LEADS, 8-4

12/30/1940.....Philadelphia, Pa.....L.....35-40
03/15/1968.....New York*.....W.....82-76
03/15/1986.....Dayton, Ohio*.....W.....65-43
01/08/1987.....Lawrence.....W.....67-64
12/10/1988.....Atlantic City, N.J.....W.....95-78
12/28/1991.....Kansas City, Mo.\$.....W.....97-73
12/01/1993.....Lawrence.....L.....59-73
12/22/1995.....E. Rutherford, N.J. &.....L.....66-75 (OT)
12/20/2008.....Lawrence.....W.....71-59
01/02/2010.....Philadelphia, Pa.....W.....84-52
01/06/2013.....Lawrence.....W.....69-62
12/22/2014.....Philadelphia, Pa.....L.....52-77
*NIT; *NCAA MidEast Regional; \$BMA Holiday Classic; &Jimmy V Classic

TENNESSEE

KANSAS LEADS, 3-1

01/03/2009.....Lawrence.....W.....92-85
01/10/2010.....Knoxville, Tenn.....L.....68-76
11/28/2014.....Orlando, Fla.#.....W.....82-67
11/23/2018.....Brooklyn, N.Y.&.....W.....87-82 (OT)
#Orlando Classic; &NIT Season Tip-Off

TENNESSEE-MARTIN

KANSAS LEADS, 2-0

11/29/1986.....Lawrence.....W.....88-69
12/09/1989.....Lawrence.....W.....103-48

TENNESSEE STATE

KANSAS LEADS, 2-0

11/21/2006.....Lawrence*.....W.....89-54
11/21/2017.....Lawrence.....W.....92-56

*Las Vegas Invitational

TEXAS A&M

KANSAS LEADS, 21-1

12/16/1967.....Manhattan, Kan.*.....W.....78-52
01/22/1997.....Lawrence.....W.....89-60
01/14/1998.....College Station, Texas.....W.....83-65
01/22/1999.....Lawrence.....W.....95-57
01/17/2000.....College Station, Texas.....W.....78-57
01/20/2001.....Lawrence.....W.....100-70
01/26/2002.....College Station, Texas.....W.....86-74
02/26/2003.....Lawrence.....W.....85-45
01/17/2004.....College Station, Texas.....W.....71-65
01/05/2005.....Lawrence.....W.....65-60
01/25/2006.....College Station, Texas.....W.....83-73
02/03/2007.....Lawrence.....L.....66-69
03/08/2008.....College Station, Texas.....W.....72-55
03/15/2008.....Kansas City, Mo.*.....W.....77-71 (OT)
01/19/2009.....Lawrence.....W.....73-53
02/05/2010.....College Station, Texas.....W.....59-54
03/22/2010.....Kansas City, Mo.*.....W.....79-66
03/02/2011.....Lawrence.....W.....64-51
01/23/2012.....Lawrence.....W.....64-54
02/22/2012.....College Station, Texas.....W.....66-58
03/08/2012.....Kansas City, Mo.*.....W.....83-66
01/27/2018.....Lawrence.....W.....79-68
*Sunflower Doubleheader; *Big 12 Championship

TEXAS A&M-CORPUS CHRISTI

KANSAS LEADS, 1-0

11/23/2010.....Lawrence.....W.....82-41

TEXAS-ARLINGTON

KANSAS LEADS, 1-0

12/29/2010.....Lawrence.....W.....82-57

TEXAS-PAN AMERICAN

KANSAS LEADS, 1-0

12/29/1989.....Kansas City, Mo.*.....W.....103-83
*BMA Holiday Classic

TEXAS-SAN ANTONIO

KANSAS LEADS, 1-0

12/22/1990.....Lawrence.....W.....101-69

TEXAS SOUTHERN

KANSAS LEADS, 4-0

12/02/1981.....Lawrence.....W.....67-65
01/11/1984.....Lawrence.....W.....101-64
01/03/1985.....Lawrence.....W.....78-74 (OT)
11/21/2017.....Lawrence*.....W.....114-71
*Hoophall Miami Invitational

TOLEDO

KANSAS LEADS, 3-0

12/09/2006.....Kansas City, Mo.....W.....68-58
12/30/2013.....Lawrence.....W.....93-83
11/28/2017.....Lawrence*.....W.....96-58
*Hoophall Miami Invitational

TOWSON

KANSAS LEADS, 3-0

11/19/2006.....Lawrence*.....W.....87-61
11/11/2011.....Lawrence*.....W.....100-54
11/22/2013.....Lawrence&.....W.....88-58
&Battle 4 Atlantis; *Las Vegas Invitational; *Maui Invitational

TRUMAN STATE

KANSAS LEADS, 2-0

03/09/2007.....Lawrence.....W.....65-21
11/30/1974.....Lawrence.....W.....65-50

TULANE

KANSAS LEADS, 3-1

12/26/1946.....Oklahoma City, Okla.....W.....65-53
12/11/1952.....New Orleans.....W.....63-50
12/10/1953.....New Orleans.....L.....65-69
12/28/1983.....New Orleans.....W.....67-64

TULSA

KANSAS LEADS, 6-0

12/16/1953.....Lawrence.....W.....72-61
02/08/1954.....Tulsa, Okla.....W.....71-58
12/14/1954.....Lawrence.....W.....73-66
12/16/2000.....Lawrence.....W.....92-69
12/29/2001.....Kansas City, Mo.....W.....93-85
12/11/2002.....Tulsa, Okla.....W.....89-80

U

UAB

KANSAS LEADS, 3-1

11/25/1984.....Anchorage, Alaska*.....L.....46-50
11/15/1989.....Lawrence*.....W.....109-83
03/26/2004.....St. Louis\$.....W.....100-74
11/21/2016.....Kansas City, Mo.&.....W.....83-63
*Great Alaska Shootout; *Preseason NIT; \$NCAA St. Louis Regional; &CBE Hall of Fame Classic

UC DAVIS

KANSAS LEADS, 1-0

03/17/2017.....Tulsa, Okla.*.....W.....100-62
*NCAA Midwest Regional

UC SANTA BARBARA

KANSAS LEADS, 1-0

11/14/2014.....Lawrence.....W.....69-59

UC IRVINE

KANSAS LEADS, 1-0

12/29/2015.....Lawrence.....W.....78-53

UCLA

UCLA LEADS, 10-8

12/12/1958.....Los Angeles, Calif.....L.....61-72
12/09/1961.....Los Angeles, Calif.....L.....61-69
12/14/1963.....Manhattan, Kan.....L.....54-74
12/17/1965.....Los Angeles, Calif.....L.....71-78
03/25/1971.....Houston, Texas*.....L.....60-68
03/25/1974.....Greensboro, N.C.*.....L.....61-78
03/11/1978.....Eugene, Ore.\$.....L.....76-83
03/18/1990.....Atlanta&.....L.....70-71
12/02/1995.....Lawrence.....W.....85-70
12/07/1996.....Los Angeles, Calif.....W.....96-83
11/09/2000.....New York.....W.....99-98
01/12/2002.....Los Angeles, Calif.....L.....77-87
12/21/2002.....Lawrence.....W.....87-70
03/24/2007.....San Jose, Calif.\$.....L.....55-68
12/06/2009.....Los Angeles, Calif.@.....W.....73-61
12/02/2010.....Lawrence@.....W.....77-76
11/22/2011.....Lahaina, Hawaii%.....W.....72-56
11/24/2015.....Lahaina, Hawaii%.....W.....92-73
*NCAA Semifinals; *NCAA Consolation; \$NCAA West Regional; &NCAA East Regional; @Big12/Pac-10 Hardwood Series; %Maui Invitational

UNC ASHEVILLE

KANSAS LEADS, 4-0

01/05/1993.....Lawrence.....W.....90-44
12/12/1996.....Lawrence.....W.....105-73
01/02/2003.....Lawrence.....W.....102-50
11/25/2016.....Lawrence.....W.....95-57

UNLV

KANSAS LEADS, 6-0

11/22/1989.....New York*.....W.....91-77
11/21/1997.....Lawrence*.....W.....92-68
11/27/1998.....Springfield, Mass.*.....W.....78-50
03/22/2008.....Omaha, Neb.\$.....W.....75-56
01/04/2015.....Lawrence.....W.....76-61
12/22/2016.....Las Vegas, Nev.....W.....71-53
*Preseason NIT; *Tip-Off Classic; \$NCAA Midwest Regional

U.S. INTERNATIONAL

KANSAS LEADS, 1-0

11/27/1982.....Lawrence.....W.....91-74

UTAH

KANSAS LEADS, 2-0

11/25/1995.....Kansas City, Mo.....W.....79-68
12/13/2014.....Kansas City, Mo.....W.....63-60

UTAH STATE

KANSAS LEADS, 5-2

03/25/1936.....Kansas City, Mo.*.....W.....39-37
03/26/1936.....Kansas City, Mo.*.....L.....37-42
03/28/1936.....Kansas City, Mo.*.....L.....31-50
12/06/1950.....Lawrence.....W.....56-38
12/02/1967.....Lawrence.....W.....84-55
12/20/1968.....Logan, Utah.....W.....67-61
03/20/2003.....Oklahoma City, Okla.*.....W.....64-61
*U.S. Olympic Playoff; *NCAA West Sub-Regional

UTEP

UTEP LEADS, 3-1

03/12/1966.....Lubbock, Texas*.....L.....80-81
12/17/1966.....Chicago.....L.....67-71
03/22/1992.....Dayton, Ohio*.....L.....60-66
11/30/2013.....Paradise Island, Bahamas&.....W.....67-63
&Battle 4 Atlantis; *NCAA Midwest Regional; *NCAA Midwest Sub-Regional

2020-21 KANSAS BASKETBALL NONCONFERENCE SERIES HISTORY

V

VALPARAISO

KANSAS LEADS, 3-0

01/24/1970.....	Lawrence.....	W.....	74-58
01/02/2002.....	Lawrence.....	W.....	81-73
11/15/2010.....	Lawrence.....	W.....	79-44

VANDERBILT

KANSAS LEADS, 3-2

12/02/1972.....	Lawrence.....	L.....	64-72
12/22/1973.....	Nashville, Tenn.....	L.....	72-83
03/27/1988.....	Detroit, Mich.*.....	W.....	77-64
12/29/1997.....	Honolulu, Hawaii*.....	W.....	89-82
11/25/2015.....	Lahaina, Hawaii#.....	W.....	70-63

*NCAA Midwest Regional; *Rainbow Classic; #Maui Invitational

VERMONT

KANSAS LEADS, 2-0

11/19/2005.....	Lawrence.....	W.....	68-61
11/12/2018.....	Lawrence.....	W.....	84-68

VILLANOVA

VILLANOVA LEADS, 5-4

03/18/1968.....	New York*.....	W.....	55-49
01/02/2004.....	Lawrence.....	W.....	86-79
01/22/2005.....	Philadelphia, Pa.....	L.....	62-83
03/28/2008.....	Detroit, Mich.*.....	W.....	72-57
11/29/2013.....	Paradise Island, Bahamas&.....	L.....	59-63
03/26/2016.....	Louisville%.....	L.....	59-64
03/31/2018.....	San Antonio, Texas#.....	L.....	79-95
12/15/2018.....	Lawrence, Kan.....	W.....	74-71
12/21/2019.....	Philadelphia, Pa.....	L.....	55-56

&Battle 4 Atlantis; *NIT; *NCAA Midwest Regional; %NCAA South Regional; #NCAA Final Four

VIRGINIA

KANSAS LEADS, 2-1

03/24/1995.....	Kansas City, Mo.*.....	L.....	58-67
11/29/1995.....	Auburn Hills, Mich.*.....	W.....	72-66
11/27/1996.....	Lahaina, Hawaii\$.....	W.....	80-63

*NCAA Midwest Regional; *Great Eight; \$Maui Invitational

VIRGINIA COMMONWEALTH

VCU LEADS, 1-0

03/27/2011.....	San Antonio, Texas*.....	L.....	61-71
-----------------	--------------------------	--------	-------

*NCAA Southwest Regional

W

WAKE FOREST

KANSAS LEADS, 3-2

03/18/1984.....	Lincoln, Neb.*.....	L.....	59-69
03/19/1994.....	Lexington, Ky.*.....	W.....	69-58
12/07/2000.....	Winston-Salem, N.C.....	L.....	53-84
12/04/2001.....	Lawrence.....	W.....	83-76
11/28/2013.....	Paradise Island, Bahamas&.....	W.....	87-78

&Battle 4 Atlantis; *NCAA Midwest Regional; *NCAA Southeast Sub-Regional

WASHBURN

KANSAS LEADS, 38-3 (8-0 IN EXHIBITION)

01/19/1906.....	Topeka, Kan.....	W.....	22-19
02/28/1906.....	Lawrence.....	W.....	39-12
02/01/1908.....	Topeka, Kan.....	W.....	19-17
02/08/1908.....	Lawrence.....	W.....	39-15
01/23/1909.....	Lawrence.....	W.....	36-10
01/18/1913.....	Lawrence.....	W.....	44-25
02/01/1913.....	Topeka, Kan.....	L.....	40-41
01/16/1914.....	Lawrence.....	W.....	39-28
02/06/1915.....	Lawrence.....	W.....	53-28
01/12/1916.....	Lawrence.....	W.....	38-10
01/10/1917.....	Lawrence.....	W.....	55-9
01/08/1920.....	Lawrence.....	W.....	50-40
12/18/1928.....	Topeka, Kan.....	L.....	24-25
12/17/1929.....	Topeka, Kan.....	W.....	42-22
12/16/1930.....	Topeka, Kan.....	W.....	27-19
02/03/1934.....	Topeka, Kan.....	W.....	31-22
02/05/1935.....	Topeka, Kan.....	W.....	33-27
12/09/1935.....	Lawrence.....	W.....	35-18
02/19/1936.....	Topeka, Kan.....	W.....	51-26
03/13/1936.....	Kansas City, Kan.....	W.....	33-30
12/03/1936.....	Lawrence.....	W.....	30-26
01/23/1937.....	Topeka, Kan.....	W.....	42-27
12/16/1937.....	Topeka, Kan.....	W.....	31-15
01/04/1938.....	Lawrence.....	W.....	62-33
02/10/1939.....	Topeka, Kan.....	W.....	37-34
12/20/1939.....	Topeka, Kan.....	W.....	52-34
12/10/1943.....	Topeka, Kan.....	W.....	46-24
02/02/1944.....	Lawrence.....	W.....	35-22
12/04/1944.....	Topeka, Kan.....	L.....	35-40
12/08/1944.....	Lawrence.....	W.....	31-27
12/06/1993.....	Lawrence.....	W.....	82-68
12/30/1996.....	Lawrence.....	W.....	90-65
11/25/2000.....	Lawrence.....	W.....	99-56
11/14/2004.....	Lawrence*.....	W.....	79-70
11/02/2006.....	Lawrence*.....	W.....	99-69
11/15/2007.....	Lawrence.....	W.....	92-60

11/04/2008.....	Lawrence*.....	W.....	98-79
11/02/2010.....	Lawrence*.....	W.....	92-68
11/05/2012.....	Lawrence*.....	W.....	62-50
11/03/2014.....	Lawrence*.....	W.....	85-53
11/01/2016.....	Lawrence*.....	W.....	92-74
11/01/2018.....	Lawrence*.....	W.....	79-52

*Exhibition

WASHINGTON

KANSAS LEADS, 8-2

03/17/1953.....	Kansas City, Mo.*.....	W.....	79-53
12/14/1956.....	Seattle, Wash.....	W.....	77-63
12/15/1956.....	Seattle, Wash.....	W.....	92-78
12/20/1957.....	Lawrence.....	W.....	77-59
12/14/1974.....	Lawrence.....	L.....	64-74
11/24/1985.....	Denver, Colo.....	W.....	69-64
12/04/1986.....	Lawrence.....	W.....	82-68
01/04/1988.....	Seattle, Wash.....	W.....	67-57
11/24/2008.....	Kansas City, Mo.....	W.....	73-54
12/06/2017.....	Kansas City, Mo.....	L.....	65-74

*NCAA Semifinals

WASHINGTON STATE

KANSAS LEADS, 2-0

12/14/1973.....	Lawrence.....	W.....	66-51
11/19/2012.....	Kansas City, Mo.*.....	W.....	78-41

*CBE Classic

WESTERN CAROLINA

KANSAS LEADS, 3-0

01/07/1985.....	Lawrence.....	W.....	79-62
12/04/1986.....	Lawrence.....	W.....	101-79
12/03/1987.....	Cullowhee, N.C.....	W.....	68-63

WESTERN ILLINOIS

KANSAS LEADS, 1-0

12/03/2005.....	Lawrence.....	W.....	86-57
-----------------	---------------	--------	-------

WESTERN KENTUCKY

KANSAS LEADS, 4-1

12/20/1969.....	Lawrence.....	W.....	104-81
03/27/1971.....	Houston, Texas*.....	L.....	75-77
03/18/1995.....	Dayton, Ohio*.....	W.....	75-70
11/19/1997.....	Lawrence\$.....	W.....	75-62
03/22/2013.....	Kansas City, Mo.&.....	W.....	64-57

*NCAA Consolation; *NCAA Midwest Regional; \$Preseason NIT; &NCAA South Regional

WESTERN MICHIGAN

KANSAS LEADS, 1-0

11/17/1993.....	Lawrence*.....	W.....	69-50
-----------------	----------------	--------	-------

*Preseason NIT

WICHITA STATE

KANSAS LEADS, 12-3

12/18/1908.....	Wichita, Kan.....	W.....	65-15
02/03/1941.....	Wichita, Kan.....	W.....	54-39
02/02/1942.....	Wichita, Kan.....	W.....	56-37
12/07/1955.....	Wichita, Kan.....	W.....	56-55
03/20/1981.....	New Orleans*.....	L.....	65-66
02/05/1984.....	Lawrence.....	W.....	79-69
01/05/1985.....	Kansas City, Mo.....	W.....	90-83
12/28/1985.....	Kansas City, Mo.*.....	W.....	81-56
01/06/1987.....	Wichita, Kan.....	L.....	49-54
01/25/1989.....	Lawrence.....	W.....	86-66
01/09/1990.....	Wichita, Kan.....	W.....	93-66
01/23/1991.....	Lawrence.....	W.....	84-50
01/08/1992.....	Wichita, Kan.....	W.....	81-51
01/06/1993.....	Lawrence.....	W.....	103-54
03/22/2015.....	Omaha, Neb*.....	L.....	65-78

*NCAA Midwest Regional; *BMA Holiday Classic

WINSTON-SALEM STATE

KANSAS LEADS, 1-0

12/19/2006.....	Lawrence.....	W.....	94-43
-----------------	---------------	--------	-------

WINTHROP

KANSAS LEADS, 1-0

01/06/1990.....	Lawrence.....	W.....	94-51
-----------------	---------------	--------	-------

WISCONSIN

KANSAS LEADS, 3-1

12/10/1955.....	Madison, Wis.....	W.....	74-66
12/22/1956.....	Lawrence.....	W.....	83-62
12/03/1968.....	Madison, Wis.....	L.....	67-72
12/08/1969.....	Lawrence.....	W.....	76-60

WISCONSIN-MILWAUKEE

KANSAS LEADS, 1-0

12/22/2004.....	Kansas City, Mo.....	W.....	73-62
-----------------	----------------------	--------	-------

WOFFORD

KANSAS LEADS, 1-0

12/04/2018.....	Lawrence, Kan.....	W.....	72-47
-----------------	--------------------	--------	-------

WYOMING

KANSAS LEADS, 2-0

12/10/1962.....	Lawrence.....	W.....	75-57
01/15/2003.....	Lawrence.....	W.....	98-70

X

XAVIER (OHIO)

KANSAS LEADS, 6-0

12/03/1966.....	Lawrence.....	W.....	100-52
12/09/1968.....	Lawrence.....	W.....	79-56
12/01/1971.....	Lawrence.....	W.....	75-57
12/11/1972.....	Lawrence.....	W.....	61-54
03/18/1988.....	Lincoln, Neb.*.....	W.....	83-72
11/26/1999.....	Anchorage, Alaska*.....	W.....	111-70

*NCAA Midwest Regional *Great Alaska Shootout

Y

YALE

KANSAS LEADS, 3-0

12/19/1975.....	Lawrence.....	W.....	63-54
01/04/2006.....	Lawrence.....	W.....	87-46
12/29/2008.....	Lawrence.....	W.....	86-53

2020-21 KANSAS BASKETBALL BIG 12 CONFERENCE SERIES HISTORY

BAYLOR

ALL-TIME SERIES KANSAS LEADS, 33-6

Lawrence, Kan. (Allen Fieldhouse).....	17-1 (16-1)
Waco, Texas (Ferrell Center).....	14-3 (14-3)
Neutral Sites.....	2-2
Big 12 Play.....	27-4
Big 12 Championship (Sprint Center).....	2-2 (2-1)

HIGHEST SCORES - KANSAS

Lawrence.....	102
..... KU 102-74, in 2015-16	
Waco.....	87
..... KU 87-68, in 1996-97	

HIGHEST SCORES - BAYLOR

Lawrence.....	90
..... KU 100-90, in 2007-08	
Waco.....	85
..... BU 85-77, in 2000-01	

GAME-BY-GAME

12/03/1951.....Lawrence.....	W.....	57-46
12/10/1966.....Lawrence.....	W.....	68-56
01/11/1997.....Waco.....	W.....	87-68
01/28/1998.....Lawrence.....	W.....	94-47
01/06/1999.....Waco.....	W.....	66-62
02/26/2000.....Lawrence.....	W.....	80-70
02/12/2001.....Waco.....	L.....	77-85
02/16/2002.....Lawrence.....	W.....	87-72
02/11/2003.....Waco.....	W.....	79-58
02/18/2004.....Lawrence.....	W.....	74-54
01/25/2005.....Waco.....	W.....	86-66
02/21/2006.....Lawrence.....	W.....	76-61
01/24/2007.....Waco.....	W.....	82-56
02/09/2008.....Lawrence.....	W.....	100-90
02/02/2009.....Waco.....	W.....	75-65
03/12/2009.....Oklahoma City, Okla.*.....	L.....	64-71
01/20/2010.....Lawrence.....	W.....	81-75
01/17/2011.....Waco.....	W.....	85-65
01/16/2012.....Lawrence.....	W.....	92-74
02/08/2012.....Waco.....	W.....	68-54
03/09/2012.....Kansas City, Mo.*.....	L.....	72-81
01/14/2013.....Lawrence.....	W.....	61-44
03/09/2013.....Waco.....	L.....	58-81
01/20/2014.....Lawrence.....	W.....	78-68
02/04/2014.....Waco.....	W.....	69-52
01/07/2015.....Waco.....	W.....	56-55
02/14/2015.....Lawrence.....	W.....	74-64
03/13/2015.....Kansas City, Mo.*.....	W.....	62-52
01/02/2016.....Lawrence.....	W.....	102-74
02/23/2016.....Waco.....	W.....	66-60
03/11/2016.....Kansas City, Mo.*.....	W.....	70-66
02/01/2017.....Lawrence.....	W.....	73-68
02/18/2017.....Waco.....	W.....	67-65
01/20/2018.....Lawrence.....	W.....	70-67
02/10/2018.....Waco.....	L.....	64-80
01/12/2019.....Waco.....	W.....	73-68
03/09/2019.....Lawrence.....	W.....	78-70
01/11/2020.....Lawrence.....	L.....	55-67
02/22/2020.....Waco.....	W.....	64-61

*Big 12 Championship

IOWA STATE

ALL-TIME SERIES KANSAS LEADS, 184-66

Lawrence, Kan. (Allen Fieldhouse).....	95-16 (54-10)
Ames, Iowa (Hilton Coliseum).....	71-40 (27-22)
Neutral Sites.....	18-10
Big 12 Play.....	36-12
Big 12 Championship (Sprint Center).....	3-3 (1-3)

HIGHEST SCORES - KANSAS

Lawrence.....	127
..... KU 127-82, in 1988-89	
Ames.....	108
..... KU 108-96 OT, in 2012-13	

HIGHEST SCORES - ISU

Lawrence.....	92
..... ISU 92-89, in 2016-17	
Ames.....	97
..... ISU 97-89, in 1988-89	

GAME-BY-GAME

02/20/1908.....Ames.....	W.....	53-35
01/11/1909.....Lawrence.....	W.....	65-22
02/25/1910.....Ames.....	W.....	34-18
01/16/1911.....Lawrence.....	W.....	41-21
01/17/1911.....Lawrence.....	W.....	54-18
02/20/1911.....Ames (ot).....	W.....	37-36
02/21/1911.....Ames.....	W.....	28-17
01/07/1914.....Lawrence.....	W.....	24-18
01/08/1914.....Lawrence.....	W.....	38-22
01/08/1915.....Ames.....	W.....	29-22
01/09/1915.....Ames.....	W.....	27-23
01/07/1916.....Lawrence.....	W.....	26-25
01/08/1916.....Lawrence.....	L.....	21-24
01/18/1917.....Ames.....	W.....	30-13
01/19/1917.....Ames.....	W.....	25-9
01/17/1918.....Lawrence.....	W.....	24-21
01/18/1918.....Lawrence.....	W.....	31-20
01/17/1919.....Ames.....	W.....	50-17
01/18/1919.....Ames.....	L.....	28-29
01/16/1920.....Lawrence.....	W.....	29-27
01/17/1920.....Lawrence.....	W.....	28-18
01/14/1921.....Ames.....	W.....	28-13
01/15/1921.....Ames.....	W.....	17-15
02/06/1922.....Lawrence.....	W.....	32-21
02/14/1922.....Ames.....	W.....	24-18
01/08/1923.....Lawrence.....	W.....	22-12
01/11/1923.....Ames.....	W.....	37-17
02/14/1924.....Lawrence.....	W.....	30-16
02/22/1924.....Ames.....	W.....	20-15
01/09/1925.....Ames.....	W.....	28-8
02/09/1925.....Lawrence.....	W.....	33-18
01/29/1926.....Ames.....	W.....	43-21
02/15/1926.....Lawrence.....	W.....	35-23
01/15/1927.....Lawrence.....	L.....	12-15
02/14/1927.....Ames.....	W.....	27-16
01/19/1928.....Lawrence.....	W.....	46-33
02/03/1928.....Ames.....	W.....	21-19
01/21/1929.....Lawrence.....	L.....	24-27
02/28/1929.....Ames.....	W.....	33-32
01/17/1930.....Lawrence.....	W.....	37-16
02/27/1930.....Ames.....	L.....	27-30
01/22/1931.....Ames.....	W.....	34-27
02/23/1931.....Lawrence.....	W.....	27-16
01/18/1932.....Lawrence.....	L.....	29-37
02/05/1932.....Ames.....	W.....	40-27
01/24/1933.....Ames.....	W.....	35-20
02/18/1933.....Lawrence.....	W.....	33-19
01/24/1934.....Ames.....	W.....	31-23
02/16/1934.....Lawrence.....	W.....	26-23
02/09/1935.....Lawrence.....	W.....	35-18
02/18/1935.....Ames.....	L.....	20-32
01/11/1936.....Lawrence.....	W.....	38-17
02/04/1936.....Ames.....	W.....	42-25
02/05/1937.....Ames.....	W.....	36-26
02/13/1937.....Lawrence.....	W.....	41-28
01/15/1938.....Lawrence.....	W.....	31-17
02/21/1938.....Ames.....	W.....	31-23
01/23/1939.....Ames.....	L.....	37-40
02/20/1939.....Lawrence.....	W.....	46-37
02/12/1940.....Lawrence.....	W.....	36-34
02/26/1940.....Ames.....	W.....	42-29
01/13/1941.....Lawrence.....	W.....	44-41
03/03/1941.....Ames.....	L.....	29-41
01/19/1942.....Ames.....	L.....	41-45
02/16/1942.....Lawrence.....	W.....	60-44
02/06/1943.....Lawrence.....	W.....	44-20

COACHING RECORDS

Bill Self vs. Iowa State	
Total.....	29-10
At Kansas.....	28-10
Steve Prohm vs. Kansas	
Total.....	4-7

LARGEST WINNING MARGINS

Kansas	
Lawrence.....	45
Ames.....	33
Iowa State	
Lawrence.....	24
Ames.....	22

02/15/1943.....Ames.....	W.....	37-29
01/29/1944.....Ames.....	L.....	29-40
03/03/1944.....Lawrence.....	L.....	25-47
01/27/1945.....Lawrence.....	W.....	50-35
03/03/1945.....Ames.....	L.....	39-61
01/25/1946.....Ames (ot).....	W.....	50-47
02/25/1946.....Lawrence.....	W.....	69-41
12/12/1946.....Kansas City, Mo.....	W.....	55-36
01/24/1947.....Lawrence.....	W.....	55-30
02/28/1947.....Ames.....	L.....	44-56
02/13/1948.....Ames.....	L.....	50-52
03/08/1948.....Lawrence.....	W.....	61-54
02/05/1949.....Lawrence.....	W.....	62-57
03/08/1949.....Ames.....	L.....	45-49
12/28/1949.....Kansas City, Mo.....	W.....	64-43
01/27/1950.....Ames.....	W.....	67-42
03/03/1950.....Lawrence.....	W.....	66-52
12/27/1950.....Kansas City, Mo.....	W.....	75-51
02/17/1951.....Ames.....	W.....	56-54
03/07/1951.....Lawrence.....	W.....	70-64
02/02/1952.....Lawrence.....	W.....	86-68
02/11/1952.....Ames.....	W.....	55-50
01/10/1953.....Ames.....	W.....	76-57
03/06/1953.....Lawrence.....	W.....	87-62
01/18/1954.....Lawrence.....	W.....	76-61
02/20/1954.....Ames.....	W.....	78-70
12/28/1954.....Kansas City, Mo.....	L.....	81-82
01/17/1955.....Ames.....	W.....	73-72
02/08/1955.....Lawrence.....	L.....	59-77
12/30/1955.....Kansas City, Mo.....	L.....	56-67
01/16/1956.....Lawrence.....	W.....	68-63
02/04/1956.....Ames.....	L.....	63-79
12/26/1956.....Kansas City, Mo.....	W.....	58-57
12/28/1957.....Kansas City, Mo.....	W.....	55-48
01/14/1957.....Ames.....	L.....	37-39
02/02/1957.....Lawrence.....	W.....	75-64
02/15/1958.....Lawrence.....	W.....	90-61
02/24/1958.....Ames.....	L.....	42-48
01/12/1959.....Ames.....	W.....	69-48
03/03/1959.....Lawrence.....	L.....	61-67
12/30/1959.....Kansas City, Mo.....	L.....	70-83
01/23/1960.....Ames.....	L.....	60-72
02/06/1960.....Lawrence.....	W.....	70-64
12/28/1960.....Kansas City, Mo.....	W.....	76-72
01/14/1961.....Lawrence.....	W.....	90-59
03/06/1961.....Ames.....	W.....	85-75
02/10/1962.....Lawrence.....	L.....	72-75
03/05/1962.....Ames.....	W.....	76-71
12/28/1962.....Kansas City, Mo.....	W.....	69-51
01/12/1963.....Ames.....	L.....	51-55
02/02/1963.....Lawrence.....	L.....	57-69
01/18/1964.....Lawrence.....	W.....	75-51
02/08/1964.....Ames.....	W.....	67-65
12/26/1964.....Kansas City, Mo.....	W.....	72-65
01/16/1965.....Ames.....	W.....	72-60
01/23/1965.....Lawrence.....	L.....	58-64
12/29/1965.....Kansas City, Mo.....	W.....	73-66
01/08/1966.....Lawrence.....	W.....	82-65
01/15/1966.....Ames.....	W.....	49-47
12/30/1966.....Kansas City, Mo.....	W.....	63-57
01/21/1967.....Lawrence.....	W.....	73-65
02/04/1967.....Ames.....	W.....	68-50
01/08/1968.....Ames.....	W.....	68-67
03/09/1968.....Lawrence.....	W.....	91-58
01/06/1969.....Lawrence.....	W.....	94-61
01/13/1969.....Ames(2ot).....	L.....	72-78
01/10/1970.....Lawrence.....	W.....	82-62
01/26/1970.....Ames (ot).....	L.....	89-91
12/29/1970.....Kansas City, Mo. (ot)+.....	W.....	59-56
01/18/1971.....Lawrence.....	W.....	83-57
01/30/1971.....Ames.....	W.....	95-72
12/28/1971.....Kansas City, Mo.....	L.....	91-88
01/24/1972.....Lawrence.....	W.....	74-71
02/05/1972.....Ames.....	L.....	83-84
01/27/1973.....Ames.....	W.....	90-78
03/10/1973.....Lawrence.....	L.....	65-89
01/14/1974.....Ames.....	W.....	73-69
02/16/1974.....Lawrence.....	W.....	72-57
12/30/1974.....Kansas City, Mo.....	W.....	76-75
01/22/1975.....Ames.....	L.....	81-96
02/12/1975.....Lawrence.....	W.....	76-62
01/20/1976.....Lawrence.....	W.....	68-60
02/11/1976.....Ames.....	W.....	61-53
01/18/1977.....Lawrence.....	W.....	73-62
02/16/1977.....Ames (ot).....	W.....	91-89
01/18/1978.....Ames.....	W.....	100-82
02/15/1978.....Lawrence.....	W.....	80-70
12/27/1978.....Kansas City, Mo.....	W.....	75-55
01/24/1979.....Lawrence.....	W.....	80-71
02/14/1979.....Ames.....	L.....	66-68
02/27/1979.....Lawrence+.....	W.....	91-70
01/12/1980.....Ames.....	L.....	66-67
02/02/1980.....Lawrence.....	W.....	72-61



2020-21 KANSAS BASKETBALL BIG 12 CONFERENCE SERIES HISTORY

01/14/1981.....	Lawrence.....	W.....	70-58
02/14/1981.....	Ames.....	W.....	51-49
02/03/1982.....	Ames.....	L.....	53-55
02/27/1982.....	Lawrence.....	L.....	61-63
02/02/1983.....	Lawrence.....	W.....	75-69
02/23/1983.....	Ames.....	W.....	74-60
01/21/1984.....	Ames.....	L.....	56-61
02/11/1984.....	Lawrence.....	W.....	80-72
01/17/1985.....	Lawrence.....	W.....	76-72
02/16/1985.....	Ames.....	L.....	70-72
03/09/1985.....	Kansas City, Mo.+.....	L.....	59-75
01/27/1986.....	Ames.....	L.....	74-77
03/01/1986.....	Lawrence.....	W.....	90-70
03/09/1986.....	Kansas City, Mo.+.....	W.....	73-71
01/27/1987.....	Lawrence.....	W.....	72-48
02/17/1987.....	Ames.....	L.....	86-95
01/13/1988.....	Ames.....	L.....	78-88
02/13/1988.....	Lawrence.....	W.....	82-72
01/07/1989.....	Lawrence.....	W.....	127-82
02/22/1989.....	Ames.....	L.....	89-97
02/10/1990.....	Ames.....	W.....	88-83
03/03/1990.....	Lawrence.....	W.....	96-63
03/09/1990.....	Kansas City, Mo.....	W.....	118-75
02/02/1991.....	Ames.....	W.....	85-78
02/26/1991.....	Lawrence.....	W.....	88-57
02/12/1992.....	Lawrence.....	W.....	91-60
03/04/1992.....	Ames.....	L.....	66-70
01/09/1993.....	Lawrence.....	W.....	78-71
02/22/1993.....	Ames.....	L.....	71-75
01/22/1994.....	Ames.....	W.....	78-71
03/03/1994.....	Lawrence.....	W.....	97-79
01/14/1995.....	Ames.....	L.....	65-69
02/04/1995.....	Lawrence.....	W.....	91-71
03/11/1995.....	Kansas City, Mo. (ot)+.....	L.....	72-80
02/07/1996.....	Lawrence.....	W.....	89-70
02/17/1996.....	Ames.....	W.....	61-50
03/10/1996.....	Kansas City, Mo.+.....	L.....	55-56
01/13/1997.....	Lawrence.....	W.....	80-67
02/09/1997.....	Ames.....	W.....	69-62
03/08/1997.....	Kansas City, Mo.+.....	W.....	72-48
02/04/1998.....	Ames.....	W.....	83-62
02/21/1998.....	Lawrence.....	W.....	71-54
01/09/1999.....	Lawrence.....	W.....	74-60
02/28/1999.....	Ames.....	L.....	50-52
01/29/2000.....	Ames.....	L.....	66-74
02/16/2000.....	Lawrence.....	L.....	62-64
02/05/2001.....	Lawrence.....	L.....	77-79
02/17/2001.....	Ames.....	L.....	71-79
01/23/2002.....	Ames.....	W.....	88-81
02/18/2002.....	Lawrence.....	W.....	102-66
01/06/2003.....	Ames.....	W.....	83-54
02/16/2003.....	Lawrence.....	W.....	70-51
03/14/2003.....	Dallas, Texas*.....	W.....	89-74
01/31/2004.....	Ames.....	L.....	61-68
02/21/2004.....	Lawrence (ot).....	W.....	90-89
01/12/2005.....	Ames.....	W.....	71-66
02/19/2005.....	Lawrence (ot).....	L.....	61-63
01/28/2006.....	Ames.....	W.....	95-85
02/11/2006.....	Lawrence.....	W.....	88-75
01/13/2007.....	Ames (ot).....	W.....	68-64
02/24/2007.....	Lawrence.....	W.....	89-52
01/23/2008.....	Lawrence.....	W.....	83-59
02/27/2008.....	Ames.....	W.....	75-64
01/24/2009.....	Ames.....	W.....	82-67
02/18/2009.....	Lawrence.....	W.....	72-55
01/23/2010.....	Ames.....	W.....	84-61
02/13/2010.....	Lawrence.....	W.....	73-59
01/12/2011.....	Ames.....	W.....	84-79
02/12/2011.....	Lawrence.....	W.....	89-66
01/14/2012.....	Lawrence.....	W.....	82-73
01/28/2012.....	Ames.....	L.....	64-72
01/09/2013.....	Lawrence (ot).....	W.....	97-89
02/25/2013.....	Ames (ot).....	W.....	108-96
03/15/2013.....	Kansas City, Mo.+.....	W.....	88-73
01/13/2014.....	Ames.....	W.....	77-70
01/29/2014.....	Lawrence.....	W.....	92-81
03/14/2014.....	Kansas City, Mo.+.....	L.....	83-94
01/17/2015.....	Ames.....	L.....	81-86
02/02/2015.....	Lawrence.....	W.....	89-76
03/14/2015.....	Kansas City, Mo.+.....	L.....	66-70
01/25/2016.....	Ames.....	L.....	72-85
03/05/2016.....	Lawrence.....	W.....	85-78
01/16/2017.....	Ames.....	W.....	76-72
02/04/2017.....	Lawrence (ot).....	L.....	89-92
01/09/2018.....	Lawrence.....	W.....	83-78
02/13/2018.....	Ames.....	W.....	83-77
01/05/2019.....	Ames.....	L.....	60-77
01/21/2019.....	Lawrence.....	W.....	80-76
03/16/2019.....	Kansas City, Mo.+.....	L.....	66-78
01/08/2020.....	Ames.....	W.....	79-53
02/17/2020.....	Lawrence.....	W.....	91-71

*Big Eight Postseason Tournament *Big 12 Championship

KANSAS STATE

ALL-TIME SERIES

KANSAS LEADS, 199-94

Lawrence, Kan. (Allen Fieldhouse).....	91-35 (50-18)
Manhattan, Kan. (Bramlage Coliseum).....	79-48 (27-5)
Neutral Sites.....	29-11
Big 12 Play.....	42-6
Big 12 Championship (Sprint Center).....	16-7 (4-0)

HIGHEST SCORES - KANSAS

Lawrence.....	103
..... KU 103-68, in 2001-02	
Manhattan.....	98
..... KU 98-71 OT, in 2001-02	

HIGHEST SCORES - K-STATE

Lawrence.....	91
..... KSU 91-72, in 1961-62	
Manhattan.....	96
..... KSU 96-69, in 1978-79	

GAME-BY-GAME

01/25/1907.....	Lawrence.....	W.....	54-39
02/11/1907.....	Manhattan.....	L.....	25-29
01/31/1908.....	Lawrence.....	W.....	50-12
12/15/1908.....	Manhattan.....	W.....	42-27
01/27/1910.....	Lawrence.....	W.....	44-19
01/27/1912.....	Lawrence.....	W.....	37-24
02/29/1912.....	Manhattan.....	L.....	28-33
01/21/1913.....	Lawrence.....	L.....	21-39
01/22/1913.....	Lawrence.....	L.....	25-27
01/30/1913.....	Manhattan.....	L.....	34-19
01/31/1913.....	Manhattan.....	W.....	30-20
01/22/1914.....	Manhattan.....	W.....	44-26
01/23/1914.....	Manhattan.....	L.....	25-29
01/30/1914.....	Lawrence.....	W.....	28-24
01/31/1914.....	Lawrence.....	W.....	41-16
01/28/1915.....	Manhattan.....	W.....	38-22
01/29/1915.....	Manhattan.....	W.....	36-32
02/10/1915.....	Lawrence.....	L.....	18-21
02/11/1915.....	Lawrence.....	W.....	39-20
01/20/1916.....	Lawrence.....	L.....	18-31
01/21/1916.....	Lawrence.....	L.....	12-26
02/17/1916.....	Manhattan.....	L.....	23-38
02/18/1916.....	Manhattan.....	L.....	21-45
01/23/1917.....	Lawrence.....	W.....	34-16
01/24/1917.....	Lawrence.....	W.....	27-19
02/02/1917.....	Manhattan.....	L.....	9-38
02/03/1917.....	Manhattan.....	L.....	29-32
01/30/1918.....	Lawrence.....	L.....	23-36
01/31/1918.....	Lawrence.....	W.....	35-32
03/04/1918.....	Manhattan.....	W.....	35-33
03/05/1918.....	Manhattan.....	L.....	25-32
02/06/1919.....	Manhattan.....	L.....	30-33
02/07/1919.....	Manhattan.....	L.....	27-41
02/27/1919.....	Lawrence.....	L.....	22-37
02/28/1919.....	Lawrence.....	L.....	18-31
02/06/1920.....	Manhattan.....	W.....	33-18
02/07/1920.....	Manhattan.....	L.....	12-26
03/09/1920.....	Lawrence.....	W.....	30-24
03/10/1920.....	Lawrence.....	W.....	31-23
02/04/1921.....	Lawrence.....	L.....	18-31
02/05/1921.....	Lawrence.....	L.....	22-24
02/18/1921.....	Manhattan.....	L.....	30-36
02/19/1921.....	Manhattan.....	L.....	18-26
02/08/1922.....	Manhattan.....	W.....	32-23
02/28/1922.....	Lawrence.....	W.....	44-26
02/07/1923.....	Lawrence.....	W.....	44-23
02/21/1923.....	Manhattan.....	W.....	24-17
01/22/1924.....	Manhattan.....	W.....	36-21
02/12/1924.....	Lawrence.....	W.....	23-15
01/14/1925.....	Lawrence.....	L.....	28-40
02/24/1925.....	Manhattan.....	W.....	27-17
01/13/1926.....	Manhattan.....	W.....	25-16
03/01/1926.....	Lawrence.....	W.....	34-29
02/09/1927.....	Manhattan.....	W.....	35-34
03/04/1927.....	Lawrence.....	W.....	29-24
12/16/1927.....	Lawrence.....	L.....	13-20
03/07/1928.....	Manhattan.....	L.....	30-40
02/02/1929.....	Lawrence.....	W.....	31-24
03/05/1929.....	Manhattan.....	L.....	35-36
02/05/1930.....	Manhattan.....	W.....	29-26
02/18/1930.....	Lawrence.....	W.....	32-30
01/17/1931.....	Manhattan.....	W.....	37-29
02/17/1931.....	Lawrence.....	W.....	40-26
12/11/1931.....	Lawrence.....	W.....	32-30
12/16/1931.....	Manhattan.....	W.....	27-25
01/15/1932.....	Lawrence.....	W.....	27-26
02/12/1932.....	Manhattan.....	W.....	30-22

COACHING RECORDS

Bill Self vs. Kansas State

Total.....	35-6
At Kansas.....	34-6

Bruce Weber vs. Kansas

Total.....	3-17
------------	------

LARGEST WINNING MARGINS

Kansas	
Lawrence.....	38
Manhattan.....	29
Kansas State	
Lawrence.....	19
Manhattan.....	29

12/02/1932.....	Lawrence.....	L.....	27-31
12/07/1932.....	Manhattan.....	L.....	11-15
01/10/1933.....	Lawrence.....	W.....	36-24
02/28/1933.....	Manhattan.....	W.....	33-25
12/12/1933.....	Lawrence.....	W.....	27-13
12/15/1933.....	Manhattan.....	W.....	34-20
01/20/1934.....	Lawrence.....	W.....	32-24
02/24/1934.....	Manhattan.....	W.....	39-23
12/14/1934.....	Lawrence (ot)%.....	L.....	35-39
12/18/1934.....	Manhattan%.....	W.....	40-26
01/11/1935.....	Lawrence.....	W.....	40-14
01/26/1935.....	Lawrence.....	W.....	43-37
02/22/1935.....	Manhattan.....	W.....	39-33
02/23/1935.....	Manhattan.....	W.....	36-30
12/21/1935.....	Kansas City, Mo.....	W.....	38-23
01/07/1936.....	Manhattan.....	W.....	28-17
02/15/1936.....	Lawrence.....	W.....	52-34
01/19/1937.....	Lawrence.....	W.....	39-28
02/11/1937.....	Manhattan (ot).....	L.....	32-33
01/11/1938.....	Manhattan.....	W.....	33-21
02/07/1938.....	Lawrence.....	W.....	35-33
01/10/1939.....	Lawrence.....	W.....	33-29
01/28/1939.....	Manhattan.....	W.....	40-38
01/12/1940.....	Lawrence.....	W.....	34-33
02/20/1940.....	Manhattan.....	W.....	44-33
01/20/1941.....	Manhattan.....	W.....	46-41
02/25/1941.....	Lawrence (ot).....	W.....	50-45
01/24/1942.....	Lawrence (ot).....	W.....	46-44
03/03/1942.....	Manhattan.....	W.....	45-26
01/20/1943.....	Manhattan.....	W.....	40-20
03/06/1943.....	Lawrence.....	W.....	47-30
12/29/1943.....	Kansas City, Mo.....	W.....	62-44
01/18/1944.....	Lawrence.....	W.....	36-30
02/23/1944.....	Manhattan.....	W.....	32-24
12/22/1944.....	Kansas City, Mo.....	W.....	63-40
01/30/1945.....	Lawrence.....	W.....	39-36
02/16/1945.....	Manhattan.....	W.....	33-31
12/14/1945.....	Kansas City, Mo.....	W.....	71-46
01/09/1946.....	Manhattan.....	W.....	39-26
01/29/1946.....	Lawrence.....	W.....	68-43
01/28/1947.....	Lawrence.....	W.....	50-39
02/20/1947.....	Manhattan.....	L.....	45-48
12/19/1947.....	Kansas City, Mo.....	L.....	42-56
02/18/1948.....	Manhattan.....	L.....	29-48
03/01/1948.....	Lawrence.....	L.....	60-61
12/29/1948.....	Kansas City, Mo.....	W.....	60-46
02/09/1949.....	Lawrence.....	L.....	48-53
02/24/1949.....	Manhattan.....	L.....	36-63
12/27/1949.....	Kansas City, Mo.....	L.....	48-58
02/14/1950.....	Manhattan.....	L.....	50-55
03/07/1950.....	Lawrence.....	W.....	79-68
01/15/1951.....	Lawrence.....	L.....	43-47
02/24/1951.....	Manhattan.....	L.....	51-65
12/28/1951.....	Kansas City, Mo. (ot).....	W.....	90-88
01/26/1952.....	Manhattan.....	L.....	64-81
03/07/1952.....	Lawrence.....	W.....	78-61
12/30/1952.....	Kansas City, Mo.....	L.....	87-93
01/17/1953.....	Lawrence.....	W.....	80-66
02/17/1953.....	Manhattan.....	W.....	80-78
01/16/1954.....	Manhattan.....	W.....	65-62
02/17/1954.....	Lawrence.....	W.....	85-74
02/12/1955.....	Manhattan.....	W.....	78-68
03/01/1955.....	Lawrence.....	W.....	77-67
01/14/1956.....	Manhattan.....	W.....	91-86
03/06/1956.....	Lawrence.....	L.....	68-79
01/12/1957.....	Lawrence.....	W.....	51-45
03/06/1957.....	Manhattan.....	W.....	64-57
12/30/1957.....	Kansas City, Mo.....	W.....	79-65
02/03/1958.....	Lawrence (2ot).....	L.....	75-79
03/08/1958.....	Manhattan.....	W.....	61-44
02/11/1959.....	Manhattan.....	L.....	72-82
02/27/1959.....	Lawrence.....	L.....	77-87
02/10/1960.....	Lawrence.....	W.....	64-62
02/24/1960.....	Manhattan.....	L.....	57-68
03/09/1960.....	Manhattan (ot)#.....	W.....	84-82
12/29/1			

2020-21 KANSAS BASKETBALL BIG 12 CONFERENCE SERIES HISTORY

KANSAS STATE (CONT.)

03/08/1969	Lawrence	L	57-64
02/14/1970	Manhattan	L	68-71
03/07/1970	Lawrence	W	82-79
02/01/1971	Lawrence	W	79-74
02/23/1971	Manhattan	W	61-48
01/17/1972	Lawrence (Zot)	W	66-63
02/15/1972	Manhattan	L	66-78
12/28/1972	Kansas City, Mo.	L	70-91
01/23/1973	Lawrence	L	68-77
02/13/1973	Manhattan	L	66-67
02/13/1974	Manhattan	L	71-74
03/06/1974	Lawrence	W	60-55
02/01/1975	Manhattan	L	56-66
02/22/1975	Lawrence	W	91-53
01/31/1976	Lawrence	W	62-57
12/29/1976	Kansas City, Mo.	W	81-64
01/22/1977	Manhattan	L	65-80
02/21/1976	Manhattan	L	54-69
02/12/1977	Lawrence	L	83-86
03/03/1977	Kansas City, Mo.+	L	67-80
12/30/1977	Kansas City, Mo.	W	67-62
01/21/1978	Lawrence	W	56-52
02/11/1978	Manhattan	W	75-63
03/03/1978	Kansas City, Mo.+	L	76-87
01/20/1979	Manhattan	L	69-96
02/17/1979	Lawrence	L	56-58
01/19/1980	Lawrence	L	52-61
02/16/1980	Manhattan	W	48-46
03/01/1980	Kansas City, Mo.+	L	58-79
01/28/1981	Manhattan	L	43-54
02/18/1981	Lawrence	W	58-50
03/07/1981	Kansas City, Mo.+	W	80-68
01/23/1982	Manhattan	L	53-70
02/20/1982	Lawrence	L	53-63
03/02/1982	Manhattan+	L	62-74
01/29/1983	Manhattan	L	57-58
02/26/1983	Lawrence	L	63-70
01/28/1984	Lawrence	W	65-54
02/25/1984	Manhattan	W	63-61
03/09/1984	Kansas City, Mo.+	W	70-59
01/30/1985	Manhattan	W	75-57
02/20/1985	Lawrence	W	75-64
02/01/1986	Manhattan	W	64-50
02/22/1986	Lawrence	W	84-69
03/07/1986	Kansas City, Mo.+	W	74-51
02/04/1987	Manhattan (Zot)	W	80-75
02/19/1987	Lawrence	W	84-67
01/30/1988	Lawrence	L	61-72
02/18/1988	Manhattan	W	64-63
03/12/1988	Kansas City, Mo.+	L	54-69
03/27/1988	Pontiac, Mich. &	W	71-58
01/14/1989	Manhattan (ot)	W	75-74
01/28/1989	Lawrence	L	70-71
03/10/1989	Kansas City, Mo.	L	65-73
01/27/1990	Manhattan	W	85-57
02/24/1990	Lawrence	W	70-58
01/29/1991	Manhattan	W	78-69
02/16/1991	Lawrence	W	69-67
02/03/1992	Lawrence	W	80-58
02/22/1992	Manhattan	W	54-52
01/18/1993	Manhattan	W	71-65
02/20/1993	Lawrence	W	77-64
03/13/1993	Kansas City, Mo.+	L	67-74
01/17/1994	Lawrence	L	64-68
02/12/1994	Manhattan	W	65-56
03/11/1994	Kansas City, Mo.+	W	73-52
01/18/1995	Lawrence	W	78-74
02/18/1995	Manhattan	W	78-67
03/10/1995	Kansas City, Mo.+	W	90-45
02/04/1996	Lawrence	W	72-62
02/24/1996	Manhattan	W	77-66
03/09/1996	Kansas City, Mo.+	W	61-55
01/04/1997	Manhattan	W	62-59
02/22/1997	Lawrence	W	78-58
01/17/1998	Lawrence	W	69-62
02/14/1998	Manhattan	W	73-58
03/06/1998	Kansas City, Mo.+	W	68-61
02/01/1999	Manhattan	W	69-46
02/17/1999	Lawrence	W	62-47
03/06/1999	Kansas City, Mo.+	W	69-58
01/12/2000	Lawrence	W	87-79
02/12/2000	Manhattan	W	94-65
03/09/2000	Kansas City, Mo.+	W	84-60
01/27/2001	Lawrence	W	92-66
02/28/2001	Manhattan	W	77-65
03/09/2001	Kansas City, Mo.+	W	94-63
02/04/2002	Manhattan	W	98-71
02/27/2002	Lawrence	W	103-68
01/18/2003	Lawrence	W	81-64
02/08/2003	Manhattan	W	82-64
01/14/2004	Lawrence	W	73-67
01/28/2004	Manhattan	W	78-70
02/09/2005	Manhattan	W	74-65
03/02/2005	Lawrence	W	72-65
03/11/2005	Kansas City, Mo.+	W	80-67
01/14/2006	Lawrence	L	55-59

03/04/2006	Manhattan	W	66-52
02/07/2007	Lawrence	W	97-70
02/19/2007	Manhattan	W	71-62
03/10/2007	Oklahoma City, Okla. *	W	67-61
01/30/2008	Manhattan	L	75-84
03/01/2008	Lawrence	W	88-74
01/13/2009	Lawrence	W	87-71
02/14/2009	Manhattan	W	85-74
01/30/2010	Manhattan (ot)	W	81-79
03/03/2010	Lawrence	W	82-65
03/13/2010	Kansas City, Mo.+	W	82-65
01/29/2011	Lawrence	W	87-71
02/14/2011	Manhattan	L	68-84
01/04/2012	Lawrence	W	67-49
02/13/2012	Manhattan	W	59-53
01/22/2013	Manhattan	W	59-55
02/11/2013	Lawrence	W	83-62
03/16/2013	Kansas City, Mo.+	W	70-54
01/11/2014	Lawrence	W	86-60
02/10/2014	Manhattan (ot)	L	82-85
01/31/2015	Lawrence	W	68-57
02/23/2015	Manhattan	L	63-70
02/03/2016	Lawrence	W	77-59
02/20/2016	Manhattan	W	72-63
03/10/2016	Kansas City, Mo.+	W	85-63
01/03/2017	Lawrence	W	90-88
02/06/2017	Manhattan	W	74-71
01/13/2018	Lawrence	W	73-72
01/29/2018	Manhattan	W	70-56
03/09/2018	Kansas City, Mo.+	W	83-67
02/05/2019	Manhattan	L	67-74
02/25/2019	Lawrence	W	64-49
01/21/2020	Lawrence	W	81-60
02/29/2020	Manhattan	W	62-58

%Played under experimental rules; #Playoff for NCAA berth; +Big Eight Tournament; *Big 12 Championship; &NCAA Tournament

OKLAHOMA ALL-TIME SERIES

KANSAS LEADS, 150-68

Lawrence, Kan. (Allen Fieldhouse)	77-16 (50-7)
Norman, Okla. (Lloyd Noble Center)	53-44 (20-19)
Neutral Sites	20-8
Big 12 Play	27-6
Big 12 Championship (Sprint Center)	2-2 (0-0)

HIGHEST SCORES - KANSAS

Lawrence	109
... KU 109-106 (3ot), in 2015-16	
... KU 109-87, in 1990-91	
Norman	96
... KU 96-95, in 1991-92	
... KU 96-85, in 1992-93	

HIGHEST SCORES - OKLAHOMA

Lawrence	106
... KU 109-106 (3ot), in 2015-16	
Norman	123
... OU 123-95, in 1988-89	

GAME-BY-GAME

03/05/1920	Lawrence	W	33-28
03/06/1920	Lawrence	W	42-26
03/04/1921	Norman	W	33-30
03/05/1921	Norman	W	37-32
02/01/1922	Norman	W	41-24
02/11/1922	Lawrence	W	42-28
01/29/1923	Norman	W	27-21
02/22/1923	Lawrence	W	42-18
01/15/1924	Lawrence	W	21-19
02/09/1924	Norman	L	20-26
02/02/1925	Lawrence	W	34-20
02/26/1925	Norman	W	23-22
01/21/1926	Lawrence	L	21-29
02/20/1926	Norman	W	29-21
01/13/1928	Norman	L	19-45
02/14/1928	Lawrence	L	21-30
01/12/1929	Lawrence	L	25-27
02/16/1929	Norman	L	25-40
01/11/1930	Norman	W	34-22
02/15/1930	Lawrence	W	25-23
01/12/1931	Lawrence	W	44-22
02/07/1931	Norman	L	30-33
01/09/1932	Norman (ot)	L	26-31
02/27/1932	Lawrence	W	33-29
01/14/1933	Norman	L	23-25
03/03/1933	Lawrence	W	35-26
02/08/1934	Lawrence	W	22-16
02/09/1934	Lawrence	W	28-23
03/01/1934	Norman	W	33-26
03/02/1934	Norman	W	39-25

01/15/1935	Lawrence	W	50-23
01/16/1935	Lawrence	L	26-36
03/06/1935	Norman	W	40-31
03/07/1935	Norman	W	47-42
02/08/1936	Norman	W	43-36
03/03/1936	Lawrence	W	51-26
01/09/1937	Norman	W	28-26
02/20/1937	Lawrence	W	39-19
01/07/1938	Lawrence	L	46-49
02/18/1938	Norman	W	41-38
01/07/1939	Norman	L	31-43
02/25/1939	Lawrence	W	59-45
01/05/1940	Lawrence	W	46-26
03/08/1940	Norman	L	36-47
03/12/1940	Wichita#	W	45-39
01/08/1941	Norman	L	31-42
03/07/1941	Lawrence	L	37-45
01/06/1942	Lawrence	W	54-32
02/27/1942	Norman	L	51-63
01/09/1943	Norman	W	48-44
02/26/1943	Lawrence	W	42-35
01/21/1944	Lawrence	L	24-33
02/12/1944	Norman	L	35-39
01/20/1945	Norman (ot)	L	43-44
02/13/1945	Lawrence	W	42-27
12/28/1945	Oklahoma City, Okla.	W	53-46
01/18/1946	Lawrence	W	53-52
02/28/1946	Norman	W	52-45
12/27/1946	Oklahoma City, Okla.	W	51-45
01/10/1947	Norman	L	47-50
03/04/1947	Lawrence	W	38-36
01/06/1948	Lawrence (ot)	W	39-38
02/21/1948	Norman	L	46-50
12/30/1948	Kansas City, Mo.	L	48-52
01/04/1949	Norman	L	36-38
03/03/1949	Lawrence	L	45-55
01/06/1950	Lawrence	W	56-50
03/11/1950	Norman (ot)	L	49-52
01/27/1951	Norman	W	58-52
02/19/1951	Lawrence	L	59-61
01/05/1952	Lawrence	W	71-48
03/01/1952	Norman	W	74-55
01/05/1953	Norman	L	61-76
02/10/1953	Lawrence	W	87-59
12/29/1953	Kansas City, Mo.	W	82-73
01/04/1954	Lawrence	W	76-72
02/06/1954	Norman	W	93-80
02/16/1955	Norman	W	87-57
03/08/1955	Lawrence	W	71-67
01/07/1956	Lawrence	W	77-65
02/17/1956	Norman	L	68-69
12/28/1956	Kansas City, Mo.	W	74-56
01/07/1957	Norman	W	59-51
02/18/1957	Lawrence	W	76-56
12/26/1957	Kansas City, Mo.	W	68-50
01/07/1958	Norman	L	62-64
02/28/1958	Lawrence (ot)	W	60-59
01/17/1959	Norman	L	38-45
02/04/1959	Lawrence	W	71-44
12/29/1959	Kansas City, Mo.	W	55-54
02/15/1960	Norman	W	54-53
03/01/1960	Lawrence	W	65-52
01/07/1961	Norman	W	58-55
02/28/1961	Lawrence	W	81-56
12/28/1961	Kansas City, Mo.	L	60-61
02/19/1962	Lawrence (ot)	L	66-67
02/28/1962	Norman	L	62-63
02/05/1963	Norman	W	86-55
02/16/1963	Lawrence	L	62-64
01/04/1964	Norman (ot)	L	63-65
02/15/1964	Lawrence	W	84-72
02/06/1965	Lawrence	W	77-68
02/13/1965	Norman	W	74-57
01/10/1966	Lawrence	W	89-68
02/21/1966	Norman	W	86-69
12/29/1966	Kansas City, Mo.	W	86-73
01/07/1967	Lawrence	W	97-73
02/18/1967	Norman	W	82-74
12/29/1967	Kansas City, Mo.	W	73-57
02/03/1968	Lawrence	W	72-70
03/04/1968	Norman (ot)	W	85-80
02/08/1969	Norman (ot)	W	66-59
02/24/1969	Lawrence	W	83-58
12/26/1969	Kansas City, Mo. (ot)	L	64-68
02/02/1970	Lawrence	W	78-41
03/02/1970	Norman	L	77-82
02/15/1971	Norman	W	71-68
03/06/1971	Lawrence (ot)	W	54-52
12/29/1971	Kansas City, Mo.	L	69-97
02/12/1972	Lawrence	W	77-74
03/06/1972	Norman (Zot)	L	82-84
02/03/1973	Lawrence	W	76-69
03/03/1973	Norman	L	58-60
12/28/1973	Kansas City, Mo.	W	82-72
01/25/1974	Norman	W	82-79
02/18/1974	Lawrence	W	98-80

2020-21 KANSAS BASKETBALL BIG 12 CONFERENCE SERIES HISTORY

02/08/1975	Norman	W	69-54
03/08/1975	Lawrence	W	74-63
02/07/1976	Lawrence	L	63-64
03/06/1976	Norman	W	55-50
12/28/1976	Kansas City, Mo. (ot)	W	74-70
01/15/1977	Norman	L	67-71
02/05/1977	Lawrence	W	91-81
12/29/1977	Kansas City, Mo.	W	79-76
01/14/1978	Lawrence	W	91-61
02/04/1978	Norman	W	69-68
12/29/1978	Kansas City, Mo.	W	86-75
01/10/1979	Norman	L	45-68
02/10/1979	Lawrence	W	74-62
03/03/1979	Kansas City, Mo. +	L	65-80
01/23/1980	Norman	W	72-67
02/13/1980	Lawrence	W	69-66
01/17/1981	Norman	W	82-78
02/07/1981	Lawrence	W	96-67
01/30/1982	Lawrence	W	55-53
02/24/1982	Norman	L	76-79
01/19/1983	Norman	L	72-95
02/19/1983	Lawrence	W	55-53
03/08/1983	Norman +	W	87-77
01/31/1984	Norman	L	84-103
02/22/1984	Lawrence (ot)	L	82-92
03/10/1984	Kansas City, Mo. +	W	79-78
01/19/1985	Norman	L	76-87
02/24/1985	Lawrence	W	82-76
01/21/1986	Lawrence	W	98-92
02/24/1986	Norman	W	87-80
03/08/1986	Kansas City, Mo. +	W	72-70
01/15/1987	Norman	L	74-76
02/14/1987	Lawrence	W	86-84
03/07/1987	Kansas City, Mo. +	W	82-77
02/03/1988	Lawrence	L	65-73
02/24/1988	Norman	L	87-95
04/04/1988	Kansas City, Mo. &	W	83-79
01/18/1989	Norman	L	95-123
02/15/1989	Lawrence (ot)	L	89-94
02/03/1990	Lawrence	W	85-74
02/27/1990	Norman	L	78-100
03/10/1990	Kansas City, Mo. +	L	77-95
01/08/1991	Norman	L	82-88
02/23/1991	Lawrence	W	109-87
02/01/1992	Norman	W	96-95
02/24/1992	Lawrence	W	84-65
03/14/1992	Kansas City, Mo. +	W	85-67
01/11/1993	Norman	W	96-85
02/17/1993	Lawrence	L	77-80
01/10/1994	Lawrence	W	94-84
03/06/1994	Norman	W	84-81
02/11/1995	Lawrence	W	93-76
02/20/1995	Norman	L	73-76
01/22/1996	Lawrence	W	72-66
02/24/1996	Norman	W	70-68
03/02/1997	Norman	L	79-85
02/23/1998	Lawrence	W	83-70
03/08/1998	Kansas City, Mo. ^	W	72-58
02/20/1999	Norman	W	60-50
02/20/2000	Lawrence	W	53-50
01/13/2001	Norman	W	69-61
03/10/2001	Kansas City, Mo. ^	L	57-62
01/19/2002	Lawrence	W	74-67
03/10/2002	Kansas City, Mo. ^	L	55-64
02/23/2003	Norman	L	70-77
02/29/2004	Lawrence	W	79-58
02/21/2005	Norman	L	63-71
02/05/2006	Lawrence	W	59-58
02/26/2007	Norman	W	67-65
03/09/2007	Oklahoma City, Okla. ^	W	64-47
01/14/2008	Lawrence	W	85-55
02/23/2009	Norman	W	87-78
02/22/2010	Lawrence	W	81-68
02/26/2011	Norman	W	82-70
01/07/2012	Norman	W	72-61
02/01/2012	Lawrence	W	84-62
01/26/2013	Lawrence	W	67-54
02/09/2013	Norman	L	66-72
01/08/2014	Norman	W	90-83
02/24/2014	Lawrence	W	83-75
01/19/2015	Lawrence	W	85-78
03/07/2015	Norman	L	73-75
01/04/2016	Lawrence (3ot)	W	109-106
02/13/2016	Norman	W	76-72
01/10/2017	Norman	W	81-70
02/27/2017	Lawrence	W	73-63
01/23/2018	Norman	L	80-85
02/19/2018	Lawrence	W	104-74
01/02/2019	Lawrence	W	70-63
03/05/2019	Norman	L	68-81
01/14/2020	Norman	W	66-52
02/15/2020	Lawrence	W	87-70

#Big Six Tournament +Big Eight Tournament ^Big 12 Championship &NCAA Tournament

OKLAHOMA STATE

ALL-TIME SERIES

KANSAS LEADS, 118-59

Lawrence, Kan. (Allen Fieldhouse)	64-12 (49-10)
Stillwater, Okla. (Gallagher-Iba Arena)	38-35 (36-35)
Neutral Sites	16-12
Big 12 Play	23-10
Big 12 Championship (Sprint Center)	6-2 (3-0)

HIGHEST SCORES - KANSAS

Lawrence	104
KJ 104-72, in 1996-97	
Stillwater	90
KU 90-85, in 2016-17	

HIGHEST SCORES - OSU

Lawrence	87
OSU 87-81, in 1988-89	
Stillwater	94
OSU 94-87, in 1972-73	

GAME-BY-GAME

02/11/1926	Lawrence	W	38-18
02/19/1926	Stillwater	W	47-30
01/14/1928	Stillwater	W	34-31
02/27/1928	Lawrence	W	46-44
01/13/1930	Stillwater	W	44-20
02/03/1931	Lawrence	W	31-29
03/14/1936	Kansas City, Mo. @	W	34-28
12/09/1938	Stillwater	L	15-21
12/10/1938	Stillwater	L	19-25
02/08/1939	Lawrence	W	34-27
12/05/1939	Lawrence	W	34-30
02/15/1940	Stillwater	L	22-24
03/16/1940	Oklahoma City, Okla. (ot) @	W	45-43
02/17/1941	Stillwater	L	26-30
03/11/1941	Lawrence	W	34-31
02/20/1942	Lawrence	W	31-28
02/25/1942	Stillwater	L	33-40
03/17/1942	Kansas City, Mo. @	W	32-28
01/13/1943	Lawrence	W	36-29
02/17/1943	Stillwater	W	47-43
12/27/1945	Oklahoma City, Okla. &	L	28-46
03/18/1946	Kansas City, Mo.	L	38-49
12/20/1946	Kansas City, Mo.	L	37-47
12/28/1946	Oklahoma City, Okla. &	L	39-42
02/11/1947	Stillwater	L	31-33
02/24/1947	Lawrence	W	37-34
01/21/1948	Lawrence	L	35-47
03/04/1948	Stillwater	L	25-37
02/05/1951	Lawrence	L	41-46
03/10/1951	Stillwater	W	37-27
01/30/1952	Stillwater	L	45-49
02/19/1952	Lawrence	W	66-46
01/08/1953	Lawrence	W	65-53
02/23/1953	Stillwater	L	58-79
03/14/1953	Manhattan, Kan. #	W	61-55
01/12/1954	Stillwater	L	50-54
02/26/1954	Lawrence	W	66-55
02/14/1955	Lawrence	W	50-42
02/27/1955	Stillwater	L	49-63
01/04/1956	Stillwater	W	65-62
01/31/1956	Lawrence	W	56-55
02/12/1957	Lawrence	W	62-52
02/21/1957	Stillwater	L	54-56
12/02/1957	Stillwater	W	63-56
01/02/1958	Lawrence (ot)	L	50-52
12/29/1958	Kansas City, Mo.	L	48-59
01/05/1959	Lawrence	W	58-49
03/10/1959	Stillwater	W	63-55
12/28/1959	Kansas City, Mo.	W	67-59
01/18/1960	Lawrence	L	49-62
02/13/1960	Stillwater	W	64-52
01/09/1961	Stillwater	W	73-68
01/16/1961	Lawrence	L	49-54
02/12/1962	Stillwater	L	68-72
02/24/1962	Lawrence	L	37-56
02/11/1963	Lawrence	L	53-54
03/09/1963	Stillwater	W	49-48
12/28/1963	Kansas City, Mo.	L	56-65
01/06/1964	Stillwater	L	48-64
03/07/1964	Lawrence	W	58-46
02/15/1965	Stillwater (4ot)	L	64-68
03/06/1965	Lawrence	L	58-64
02/12/1966	Lawrence	W	59-38
02/19/1966	Stillwater	W	80-47
02/13/1967	Lawrence	W	52-39
02/20/1967	Stillwater	W	60-50
12/28/1967	Kansas City, Mo.	L	67-79
02/05/1968	Lawrence	W	52-50

COACHING RECORDS

Bill Self vs. Oklahoma State	
Total	22-13
At Kansas	21-10
Mike Boynton Jr. vs. Kansas	
Total	2-5

WINNING MARGINS

Kansas	
Lawrence	35
Stillwater	33
Oklahoma State	
Lawrence	19
Stillwater	33

03/02/1968	Stillwater	W	70-58
12/30/1968	Kansas City, Mo.	W	56-45
02/03/1969	Lawrence	W	64-48
02/10/1969	Stillwater	W	45-41
12/29/1969	Lawrence	W	72-56
02/09/1970	Lawrence	W	69-58
02/28/1970	Stillwater	W	78-58
01/23/1971	Lawrence	W	90-55
02/13/1971	Stillwater	W	63-50
12/30/1971	Kansas City, Mo.	L	65-66
01/15/1972	Lawrence	W	85-58
03/04/1972	Stillwater	L	72-76
02/17/1973	Lawrence	W	75-66
03/05/1973	Stillwater	L	87-94
01/19/1974	Lawrence	W	68-66
02/09/1974	Stillwater	W	80-71
12/26/1974	Kansas City, Mo.	W	88-68
01/25/1975	Lawrence	W	71-60
02/15/1975	Stillwater	W	59-57
01/24/1976	Stillwater	L	59-63
02/14/1976	Lawrence	W	70-60
01/12/1977	Lawrence	W	62-60
02/02/1977	Stillwater	W	60-58
01/11/1978	Stillwater	W	69-57
02/01/1978	Lawrence	W	83-65
01/13/1979	Stillwater	W	82-70
02/02/1979	Lawrence	W	82-71
01/30/1980	Stillwater	L	67-71
02/23/1980	Lawrence	W	84-74
02/04/1981	Stillwater (3ot)	L	73-76
02/28/1981	Lawrence	W	80-75
03/03/1981	Lawrence +	W	96-69
01/16/1982	Lawrence	W	77-72
02/06/1982	Stillwater	L	64-79
01/22/1983	Stillwater	L	74-85
02/12/1983	Lawrence	L	69-75
03/11/1983	Kansas City, Mo. +	L	83-90
02/08/1984	Stillwater	L	61-71
03/03/1984	Lawrence	W	91-70
03/06/1984	Lawrence +	W	75-58
02/06/1985	Lawrence	W	84-72
03/02/1985	Stillwater	W	88-79
01/18/1986	Lawrence	W	95-72
02/08/1986	Stillwater	W	85-69
01/11/1987	Stillwater	W	66-63
02/07/1987	Lawrence	W	88-63
03/06/1987	Kansas City, Mo. +	W	67-58
02/10/1988	Stillwater	W	78-68
03/05/1988	Lawrence	W	75-57
03/11/1988	Kansas City, Mo. +	W	75-58
02/08/1989	Lawrence	L	81-87
03/04/1989	Stillwater	W	79-78
01/13/1990	Lawrence	W	91-77
02/07/1990	Stillwater	W	83-76
01/12/1991	Stillwater (ot)	L	73-78
02/23/1991	Lawrence	W	79-69
02/08/1992	Stillwater	L	56-64
03/02/1992	Lawrence	W	77-64
03/15/1992	Kansas City, Mo. +	W	66-57
02/10/1993	Lawrence	W	84-72
03/07/1993	Stillwater	W	74-73
01/26/1994	Lawrence (ot)	W	62-61
02/16/1994	Stillwater (ot)	L	59-63
03/12/1994	Kansas City, Mo. +	L	68-69
02/06/1995	Stillwater	L	69-79
03/05/1995	Lawrence	W	78-62
01/08/1996	Stillwater	W	76-61
01/31/1996	Lawrence	W	84-66
02/12/1997	Lawrence	W	104-72
03/07/1997	Kansas City, Mo. ^	W	74-59
03/01/1998	Stillwater	W	71-67
02/22/1999	Lawrence (ot)	W	67-66
03/07/1999	Kansas City, Mo. ^	W	53-37
02/07/2000	Stillwater	L	53-86
03/10/2000	Kansas City, Mo. ^	L	58-77
02/10/2001	Lawrence	W	77-61
01/15/2002	Stillwater	W	79-61
03/01/2003	Lawrence	W	79-61
02/09/2004	Stillwater	L	60-80
02/27/2005	Lawrence	W	81-79
03/12/2005	Kansas City, Mo. ^	L	75-78
02/13/2006	Stillwater	W	64-49
03/10/2006	Dallas, Texas ^	W	78-75
01/10/2007	Lawrence	W	87-57
02/23/2008	Stillwater	L	60-61
02/07/2009	Lawrence	W	78-67
02/27/2010	Stillwater	L	77-85
02/21/2011	Lawrence	W	92-65
03/10/2011	Kansas City, Mo. ^	W	63-62
02/11/2012	Lawrence	W	

2020-21 KANSAS BASKETBALL BIG 12 CONFERENCE SERIES HISTORY

01/13/2015.....Lawrence.....W.....67-57
02/07/2015.....Stillwater.....L.....62-67
01/19/2016.....Stillwater.....L.....67-86
02/15/2016.....Lawrence.....W.....94-67
01/14/2017.....Lawrence.....W.....87-80
03/04/2017.....Stillwater.....W.....90-85
02/03/2018.....Lawrence.....L.....79-84
03/03/2018.....Stillwater.....L.....64-82
03/08/2018.....Kansas City, Mo.*.....W.....82-68
02/02/2019.....Lawrence.....W.....84-72
03/02/2019.....Stillwater.....W.....72-67
01/27/2020.....Stillwater.....W.....65-50
02/24/2020.....Lawrence.....W.....83-58

&All-College Tournament; @District Playoff; #NCAA Regional; +Big Eight Tournament; *Big 12 Championship

TEXAS ALL-TIME SERIES

KANSAS LEADS, 35-9

Lawrence, Kan. (Allen Fieldhouse).....18-1 (16-1)
Austin, Texas (Erwin Center).....11-7 (11-7)
Neutral Sites.....6-1
Big 12 Play.....26-7
Big 12 Championship (Sprint Center).....5-1 (3-0)

HIGHEST SCORES - KANSAS

Lawrence.....90
.....KU 90-87, in 2002-03
.....KU 90-65, in 2004-05
.....KU 90-86, in 2006-07
Austin.....110
.....KU 110-103, in 2001-02

HIGHEST SCORES - TEXAS

Lawrence.....87
.....KU 90-87, in 2002-03
Austin.....103
.....KU 110-103, in 2001-02

GAME-BY-GAME

12/16/1938.....Austin.....L.....34-36
12/17/1938.....Austin.....W.....49-35
12/09/1940.....Lawrence.....W.....35-27
12/10/1940.....Lawrence.....W.....48-45
03/11/1960.....Manhattan, Kan.*.....W.....90-81
01/06/1997.....Lawrence.....W.....86-61
01/10/1998.....Austin.....W.....102-72
01/18/1999.....Lawrence.....W.....76-67
02/28/2000.....Austin.....L.....54-68
02/03/2001.....Lawrence.....W.....82-66
02/11/2002.....Austin (ot).....W.....110-103
01/27/2003.....Lawrence.....W.....90-87
02/23/2004.....Austin.....L.....67-82
03/13/2004.....Dallas, Texas*.....L.....60-64
01/29/2005.....Lawrence.....W.....90-65
02/25/2006.....Austin.....L.....55-80
03/12/2006.....Dallas, Texas*.....W.....80-68
03/03/2007.....Lawrence.....W.....90-86
03/11/2007.....Oklahoma City, Okla. (ot)*.....W.....88-84
02/12/2008.....Austin.....L.....69-72
03/16/2008.....Kansas City, Mo.....W.....84-74
03/07/2009.....Lawrence.....W.....83-73
02/08/2010.....Austin.....W.....80-68
01/22/2011.....Lawrence.....L.....63-74
03/12/2011.....Kansas City, Mo.*.....W.....85-73
01/21/2012.....Austin.....W.....69-66
03/03/2012.....Lawrence.....W.....73-63
01/19/2013.....Austin.....W.....64-59
02/16/2013.....Lawrence.....W.....73-47
02/01/2014.....Austin.....L.....69-81
02/22/2014.....Lawrence.....W.....85-54
01/24/2015.....Austin.....W.....75-62
02/28/2015.....Lawrence.....W.....69-64
01/23/2016.....Lawrence.....W.....76-67
02/29/2016.....Austin.....W.....86-56
01/21/2017.....Lawrence.....W.....79-67
02/25/2017.....Austin.....W.....77-67
12/29/2017.....Austin.....W.....92-86
02/26/2018.....Lawrence.....W.....80-70
01/14/2019.....Lawrence.....W.....80-78
01/29/2019.....Austin.....L.....63-73
03/14/2019.....Kansas City, Mo.*.....W.....65-57
01/18/2020.....Austin.....W.....66-57
02/03/2020.....Lawrence.....W.....69-58

*Big 12 Championship *NCAA Midwest Regional

TEXAS TECH ALL-TIME SERIES

KANSAS LEADS, 37-6

Lawrence, Kan. (Allen Fieldhouse).....19-1 (19-1)
Lubbock, Texas (United Supermarkets Arena).....15-5 (11-4)
Neutral Sites.....3-0
Big 12 Play.....28-6
Big 12 Championship (Sprint Center).....3-0 (2-0)

HIGHEST SCORES - KANSAS

Lawrence.....109
.....KU 109-51, in 2007-08
Lubbock.....97
.....KU 97-75, in 1960-61

HIGHEST SCORES - TEXAS TECH

Lawrence.....85
.....TTU 85-73, in 2017-18
Lubbock.....91
.....TTU 91-62, in 2018-19

GAME-BY-GAME

12/07/1959.....Lawrence.....W.....85-71
12/05/1960.....Lubbock.....W.....97-75
12/10/1963.....Lawrence.....W.....73-67
12/04/1965.....Lubbock.....W.....74-70
12/15/1972.....Lawrence.....W.....67-51
12/20/1986.....Lawrence.....W.....82-52
12/21/1988.....Lubbock.....W.....81-80
01/29/1997.....Lubbock.....W.....86-77
01/24/1998.....Lawrence.....W.....88-49
02/13/1999.....Lubbock.....L.....84-90
02/05/2000.....Lawrence.....W.....87-62
01/06/2001.....Lubbock.....W.....94-82
02/09/2002.....Lawrence.....W.....108-81
03/09/2002.....Kansas City, Mo.*.....W.....90-50
03/03/2003.....Lubbock.....W.....65-56
02/07/2004.....Lawrence.....W.....96-77
02/14/2005.....Lubbock (2ot).....L.....79-80
01/30/2006.....Lawrence.....W.....86-52
01/20/2007.....Lubbock.....L.....64-69
03/03/2008.....Lawrence.....W.....109-51
03/04/2009.....Lubbock.....L.....65-84
01/16/2010.....Lawrence.....W.....89-63
03/11/2010.....Kansas City, Mo.*.....W.....80-68
02/01/2011.....Lubbock.....W.....88-66
01/11/2012.....Lubbock.....W.....81-46
02/18/2012.....Lawrence.....W.....83-50
01/12/2013.....Lubbock.....W.....60-46
03/02/2013.....Lawrence.....W.....79-42
03/14/2013.....Kansas City, Mo.*.....W.....91-63
02/18/2014.....Lubbock.....W.....64-63
03/05/2014.....Lawrence.....W.....82-57
01/10/2015.....Lawrence.....W.....86-54
02/10/2015.....Lubbock.....W.....83-50
01/09/2016.....Lubbock.....W.....69-59
02/27/2016.....Lawrence.....W.....67-58
01/07/2017.....Lawrence.....W.....85-68
02/11/2017.....Lubbock.....W.....80-79
01/02/2018.....Lawrence.....L.....73-85
02/24/2018.....Lubbock.....W.....74-72
02/02/2019.....Lawrence.....W.....79-63
02/23/2019.....Lubbock.....L.....62-91
02/01/2020.....Lawrence.....W.....78-75
03/07/2020.....Lubbock.....W.....66-62

*Big 12 Championship

TCU

ALL-TIME SERIES

KANSAS LEADS, 20-2

Lawrence, Kan. (Allen Fieldhouse).....9-0 (8-0)
Fort Worth, Texas (Schollmaier Arena).....8-1 (6-1)
Neutral Sites.....3-1
Big 12 Play.....15-1
Big 12 Championship (Sprint Center).....1-1 (1-1)

HIGHEST SCORES - KANSAS

Lawrence.....95
.....KU 95-65, in 2013-14
Fort Worth.....91
.....KU 91-69, in 2013-14

HIGHEST SCORES - TCU

Lawrence.....74
.....KU 93-74, in 2004-05
Fort Worth.....84
.....KU 88-84, in 2017-18

COACHING RECORDS

Bill Self vs. TCU

Total.....24-5
At Kansas.....17-2

Jamie Dixon vs. Kansas

Total.....1-8
At TCU.....1-8

LARGEST WINNING MARGINS

Lawrence.....30
Fort Worth.....22

TCU

Lawrence.....no wins
Fort Worth.....7

GAME-BY-GAME

03/21/1952.....Kansas City, Mo.*.....W.....68-64
12/20/1997.....Kansas City, Mo.....W.....94-78
12/01/2003.....Fort Worth.....W.....85-66
12/09/2004.....Lawrence.....W.....93-74
02/06/2013.....Fort Worth.....L.....55-62
02/23/2013.....Lawrence.....W.....74-48
01/25/2014.....Fort Worth.....W.....91-69
02/15/2014.....Lawrence.....W.....95-65
01/28/2015.....Fort Worth.....W.....64-61
02/21/2015.....Lawrence.....W.....81-72
03/12/2015.....Kansas City, Mo.*.....W.....64-59
01/16/2016.....Lawrence.....W.....70-63
02/06/2016.....Fort Worth.....W.....75-56
12/30/2016.....Fort Worth.....W.....86-80
02/22/2017.....Lawrence.....W.....87-68
03/09/2017.....Kansas City, Mo.*.....L.....82-85
01/06/2018.....Fort Worth.....W.....88-84
02/06/2018.....Lawrence.....W.....71-64
01/09/2019.....Lawrence.....W.....77-68
02/11/2019.....Fort Worth (ot).....W.....82-77
02/08/2020.....Fort Worth.....W.....60-46
03/04/2020.....Lawrence.....W.....75-66

*NCAA Midwest Regional *Big 12 Championship

WEST VIRGINIA ALL-TIME SERIES

KANSAS LEADS, 14-5

Lawrence, Kan. (Allen Fieldhouse).....8-0 (8-0)
Morgantown, W. Va. (WVU Coliseum).....3-5 (3-5)
Neutral Sites.....3-0
Big 12 Play.....11-5
Big 12 Championship (Sprint Center).....3-0 (3-0)

HIGHEST SCORES - KANSAS

Lawrence.....91
.....KU 91-65, in 2012-13
Morgantown.....86
.....WVU 92-86, in 2013-14

HIGHEST SCORES - WVU

Lawrence.....80
.....KU 84-80, in 2016-17
Morgantown.....92
.....WVU 92-86, in 2013-14

COACHING RECORDS

Bill Self vs. West Virginia

Total.....14-5
At Kansas.....14-5

Bob Huggins vs. Kansas

Total.....5-18
At WVU.....5-14

LARGEST WINNING MARGINS

Lawrence.....26
Morgantown.....11

West Virginia

Lawrence.....no wins
Morgantown.....16

GAME-BY-GAME

01/28/2013.....Morgantown.....W.....61-56
03/02/2013.....Lawrence.....W.....91-65
02/08/2014.....Lawrence.....W.....83-69
03/08/2014.....Morgantown.....L.....86-92
02/16/2015.....Morgantown.....L.....61-62
03/03/2015.....Lawrence (ot).....W.....76-69
01/12/2016.....Morgantown.....L.....63-74
02/09/2016.....Lawrence.....W.....75-65
03/12/2016.....Kansas City, Mo.*.....W.....81-71
01/24/2017.....Morgantown.....L.....69-85
02/13/2017.....Lawrence (ot).....W.....84-80
01/15/2018.....Morgantown.....W.....71-66
02/17/2018.....Lawrence.....W.....77-69
03/10/2018.....Kansas City, Mo.*.....W.....81-70
01/19/2019.....Morgantown.....L.....64-65
02/16/2019.....Lawrence.....W.....78-53
03/15/2019.....Kansas City, Mo.*.....W.....88-74
01/04/2020.....Lawrence.....W.....60-53
02/12/2020.....Morgantown.....W.....58-49

*Big 12 Championship



**HISTORY OF
KANSAS BASKETBALL**

1898: THE BEGINNING

Dr. James Naismith, the game's inventor, took the helm as the first basketball coach in Kansas history. Recommended by Alonzo Stagg, Naismith accepted the job for \$1,300 per year. In 1906, one of Naismith's players, Forrest Clare "Phog" Allen, asked him about the coaching profession, Naismith said: "You can't coach basketball Forrest, you play it." Allen went on to coach at KU for 39 seasons. Allen had two stints as KU head coach, from 1908-09 and from 1920-56. W.O. Hamilton coached the 10 seasons in between Allen's tenures and won five conference titles in the Missouri Valley Intercollegiate Athletic Association (MVIAA). Three of Hamilton's KU teams were near perfect, losing only one game: 18-1 in 1910, 17-1 in 1914 and 16-1 in 1915.

1908: BEWARE OF THE PHOG

Known as the "Father of College Basketball," Allen's first team in 1908 won KU's first-ever of what is now an NCAA Division I all-time high 61 conference regular-season titles. Following Hamilton's 10 seasons sandwiched between Allen's illustrious career, in 1920, Karl Schlademan was KU's head coach for the season opener. Schlademan resigned after the game to concentrate on his duties as track coach, allowing Phog Allen to return as coach.

1922-23: THE FIRST TWO NATIONAL CHAMPIONSHIPS

Seventeen years before the first NCAA Tournament in 1939, Kansas was awarded its first national crown by the Helms Foundation. Allen's team finished with a 16-2 mark in 1922. In 1923, the Helms Foundation again awarded its national title to KU, which went 16-0 in the league and 17-1 overall. The 1923 team included greats Charlie T. Black, Tus Ackerman and Paul Endacott. From 1922 to 1927, Kansas won six-consecutive league regular-season titles, a string that held up until current head coach Bill Self coached KU to 14-straight championships from 2005-18.

1934: CONSECUTIVE CONFERENCE TITLES

In 1934, Allen's Jayhawks capped another remarkable run, winning the Big Six Conference title for the fourth-consecutive season and posting a 16-1 record. Sophomore Ray Ebling (12.8 ppg) led KU in scoring. KU would go on to win seven conference crowns in eight seasons and 11 in a 13-year span from 1931-43.

1936: INTERNATIONAL SCENE

Thanks in part to the work of Phog Allen, the FIBA organized the first Olympic basketball tournament in the 1936 Summer Olympics at Berlin as an outdoor tournament. Dr. Naismith presented the

medals to the top three teams. In keeping up with the Olympic tradition, all of the competitors were amateurs, and FIBA introduced the indoor game in the 1948 Summer Olympics.

1938: KU'S FIRST CONSENSUS ALL-AMERICAN

In 1938, Fred Pralle became KU's first consensus All-American, leading the Big Six in scoring and the Jayhawks to an 18-2 record. Two years later, Allen convinced the NCAA to hold its second national championship in Kansas City, Missouri, in Municipal Auditorium. The venue has hosted more NCAA Final Fours, nine, than any other facility. KU's 1940 team battled all the way to the title game, where it lost to Indiana, 60-52.

1941: ENGLEMAN TO THE RESCUE

Howard Engleman averaged 16.5 points per game and became the second KU player to earn consensus All-America first-team honors in 1941. Engleman later filled in as KU's interim head coach during the 1946-47 season when Allen was ordered to take a rest for health reasons on Jan. 7, 1947.

1943: TWO-SPORT ATHLETES


The Jayhawks' 22-6 team in 1942-43 was led by consensus first team All-American Charlie B. Black and Ray Evans, one of KU's greatest two-sport athletes. Three seasons later, in 1945-46, Otto Schnellbacher, another two-sport superstar, led KU to a 19-2 mark and a spot in the NCAA Tournament.


1952: KU'S FIRST NCAA TITLE

Led by senior All-American Clyde Lovellette, Kansas cruised to its first-ever NCAA national championship, defeating St. John's, 80-63, in the title game. Coach Phog Allen built his team around Lovellette, the only player to lead the nation in scoring and win a NCAA crown in the same season. Lovellette was surrounded by talented role players such as Charlie Hoag, Bill Hougland, Bob Kenney, Bill Lienhard, Dean Kelley, John Keller and others. The NCAA Tournament title was the crowning jewel in Allen's illustrious coaching career. Also in 1951-52, LaVannes Squires, from Wichita, became the first African-American to play at Kansas.

1953: ANOTHER TITLE GAME

The following season, B.H. Born and Kansas came within a point of winning back-to-back NCAA championships, losing to Indiana, 69-68, in the title game. Born was named the tournament's Most Outstanding Player despite the loss.

**DR. JAMES NAISMITH****DR. FORREST CLARE "PHOG" ALLEN****CLYDE LOVELLETTE****1952 NCAA TROPHY**



TED OWENS

PHOG ALLEN & WILT CHAMBERLAIN

BUD STALLWORTH

1957: WILT COMES TO KU

In a memorable NCAA Tournament final, Kansas fell to undefeated North Carolina in triple overtime, 54-53. The Jayhawks, coached by Dick Harp and led by All-American Wilt Chamberlain, finished 24-3, including a 12-0 record to begin the season. The following season Chamberlain, hampered by injuries, still had many individual highlights including a school-record 36 rebounds against Iowa State. KU finished 18-5 and ranked in the top 10. The next year Chamberlain took his game to the pros with the Harlem Globetrotters.

1962: GAME OF THE DECADE

In what many consider the "game of the decade," KU beat rival Kansas State in four overtimes at the Big Eight Holiday Classic at Municipal Auditorium in Kansas City in 1962. Reserve Jay Roberts' shot at the buzzer won the game. In April, former KU men's basketball player Wilt Chamberlain set an NBA record by scoring 100 points.

1966: HISTORIC CALL

In head coach Ted Owens' second season, 1965-66, Jo Jo White was ruled out of bounds while making what would have been the winning shot against eventual NCAA champion Texas Western in the regional final. KU finished 23-4 and won the Big Eight regular-season title. The following season Rodger Bohnenstiehl and White guided Kansas to a 23-4 finish and the Jayhawks ended ranked third in the nation. KU claimed the 1967 Big Eight Conference title and advanced to the second round of the NCAA Tournament.

1968: NIT FINALS

In 1968, Owens' team advanced all the way to the finals of the postseason NIT, where it lost to Dayton, 61-48, at Madison Square Garden. Behind All-American

White, Kansas finished 22-8. Also in 1968, the Naismith Memorial Basketball Hall of Fame, named for Dr. James Naismith, opened in Springfield, Massachusetts. The University of Kansas has 20 representatives in the Hall of Fame.

1969: MILESTONE VICTORY & FINAL FOURS


Kansas registered the 1,000th win in school history by beating Oklahoma State, 64-48, on Feb. 3, 1969. The Jayhawks finished the season at 20-7, earning a bid to the postseason NIT. Two seasons later, led by the one-two scoring punch of Dave Robisch and Bud Stallworth, Kansas cruised to a 27-3 overall record, a perfect 14-0 mark in the Big Eight and a Final Four berth. Kansas lost to UCLA in the national semifinals at the Houston Astrodome. The following season Stallworth would score 50 points against Missouri, which still ranks as the most points ever scored by a Jayhawk in a conference game.

1974: ANOTHER FINAL FOUR

Ted Owens' 1973-74 team came from seven points back with 3:19 remaining to beat Oral Roberts on ORU's home court. The win sent Kansas to the Final Four for the second time in four seasons. The Jayhawks finished at 23-7, including a 13-1 mark in the Big Eight Conference.

1978: BE MINE

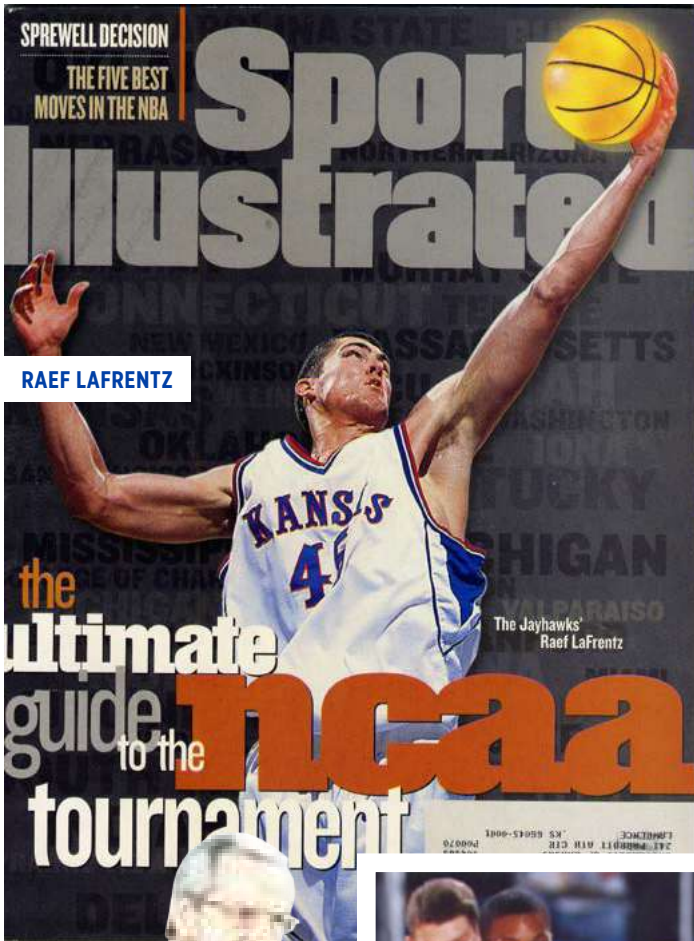
In 1978, KU freshman Darnell Valentine led the Jayhawks to a 13-1 mark in the Big Eight Conference and a 24-5 record overall. During the season, KU played Kentucky in Allen Fieldhouse on the day KU grad Adolph Rupp died.



LAVANNES SQUIRES

KANSAS' MILESTONE VICTORIES


Win #	Date	Site	Coach	Score, Opponent
1	Feb. 10, 1898	Lawrence	James Naismith	31-6 vs. Topeka YMCA
100	Jan. 15, 1910	St. Louis, Mo.	W.O. Hamilton	34-13 vs. Washington (Mo.)
200	Jan. 24, 1917	Lawrence	W.O. Hamilton	27-19 vs. Kansas State
300	Feb. 9, 1925	Lawrence	F.C. Allen	33-18 vs. Iowa State
400	Jan. 2, 1933	Lawrence	F.C. Allen	34-28 vs. Stanford
500	Jan. 18, 1939	Lawrence	F.C. Allen	37-32 vs. Missouri
600	Jan. 30, 1945	Lawrence	F.C. Allen	39-36 vs. Kansas State
700	Dec. 29, 1951	Kansas City, Mo.	F.C. Allen	75-65 vs. Missouri
800	March 15, 1957	Dallas, Texas	Dick Harp	73-65 vs. SMU
900	Dec. 1, 1964	Fayetteville, Ark.	Ted Owens	65-60 vs. Arkansas
1,000	Feb. 3, 1969	Lawrence	Ted Owens	64-48 vs. Oklahoma State
1,100	Jan. 25, 1975	Lawrence	Ted Owens	71-60 vs. Oklahoma State
1,200	Dec. 1, 1980	Lawrence	Ted Owens	81-67 vs. Pepperdine
1,300	Dec. 3, 1985	Lawrence	Larry Brown	86-71 vs. SIU-Edwardsville
1,400	Feb. 25, 1989	Lawrence	Roy Williams	111-83 vs. Colorado
1,500	Jan. 16, 1993	Louisville, Ky.	Roy Williams	98-77 vs. Louisville
1,600	Nov. 27, 1996	Mau, Hawaii	Roy Williams	80-63 vs. Virginia
1,700	Jan. 8, 2000	Boulder, Colo.	Roy Williams	84-69 vs. Colorado
1,800	March 29, 2003	Anaheim, Calif.	Roy Williams	78-75 vs. Arizona
1,900	March 3, 2007	Lawrence	Bill Self	90-86 vs. Texas
2,000	March 11, 2010	Kansas City, Mo.	Bill Self	80-68 vs. Texas Tech
2,100	March 24, 2013	Kansas City, Mo.	Bill Self	70-58 vs. North Carolina
2,200	Jan. 7, 2017	Lawrence	Bill Self	85-68 vs. Texas Tech
2,300	Feb. 29, 2020	Manhattan	Bill Self	62-58 vs. Kansas State



RAEF LAFRENTZ



ROY WILLIAMS



PAUL PIERCE



NICK COLLISON

1981: FIRST POSTSEASON CONFERENCE TOURNEY TITLE

Behind senior Valentine, Kansas won its first Big Eight postseason tournament title in 1981 by beating Kansas State, 80-68, in the championship game at Kemper Arena in Kansas City, Missouri. Valentine, an All-American, and junior Tony Guy led the Jayhawks to a 24-8 record and the NCAA Tournament Sweet 16.

1984: BROWN AND MANNING

North Carolina graduate Larry Brown took over as the sixth head coach in Kansas history, replacing Ted Owens, in 1983-84. Brown's first Jayhawk team won the Big Eight Tournament title and advanced to the second round of the NCAA Tournament, finishing with a 22-10 record. The following season, 1984-85, Danny Manning, KU's most heralded freshman since Wilt Chamberlain, made an immediate impact for the Jayhawks. Manning averaged 14.6 points per game and was the Big Eight Newcomer of the Year. Manning helped lead Kansas to a 26-8 season.

1986: ELITE FINAL FOUR

Many call KU's 1985-86 team the most talented in school history, posting a 35-4 record and advancing to the Final Four in Dallas. An injury to Archie Marshall and Manning's foul trouble contributed to a loss against Duke in the NCAA semifinals, which was the first national semifinal in which both teams had 30 or more victories.

1988: DANNY AND THE MIRACLES

On the 50th anniversary of the first NCAA Tournament, National Player of the Year Danny Manning led Kansas past Oklahoma, 83-79, to win the NCAA Championship in Kansas City, Missouri. Considered a "bubble" team to

get into the NCAA Tournament, KU put together a remarkable run, highlighted by a win over rival Kansas State in the Midwest Regional final and a victory over Duke in the national semifinals. KU finished 27-11. Manning (24.8 points per game) led Kansas with help from players such as Milt Newton, Kevin Pritchard, Chris Piper and Jeff Gueldner. Manning would later be the first player selected in the NBA Draft.

1989: THE ROY WILLIAMS ERA

Roy Williams, facing a major rebuilding task as well as an impending NCAA probation, took over as the seventh coach in Kansas history in 1988-89. Williams guided the youth-laden team to a very respectable 19-12 mark and was later named the national rookie coach of the year for his efforts.

1990: UNRANKED TO NO. 1

Unranked in the preseason polls, Kansas won its first 19 games in 1989-90, including consecutive wins over LSU, No. 1 UNLV and St. John's in the Preseason NIT. The Jayhawks bolted to the top of the national polls where they spent most of the season ranked No. 1 or No. 2. KU finished with a sterling 30-5 record, paced by senior guard Kevin Pritchard. The following season, a scrappy Kansas team stunned the experts by knocking off Indiana, Arkansas and North Carolina in succession before falling to Duke in the NCAA championship game in Indianapolis. KU finished at 27-8 after earning Williams a share of his first Big Eight championship.

1993: FINAL FOUR IN NEW ORLEANS

Led by the backcourt duo of Adonis Jordan and Rex Walters, Kansas won its third-straight Big Eight title in 1992-93. KU then topped California and Indiana to advance to the Final Four. KU, which won

NCAA TOURNAMENT APPEARANCES

TEAM	APPEARANCES
Kentucky	58
North Carolina	50
KANSAS	48
UCLA	47
Duke	43
Indiana	39
Louisville	39
Villanova	38
Notre Dame	36
Syracuse	36

NCAA TOURNAMENT GAMES PLAYED

TEAM	GAMES
Kentucky	184
North Carolina	182
KANSAS	155
Duke	154
UCLA	148
Louisville	120
Syracuse	107
Villanova	102
Michigan State	101
Indiana	100

NCAA TOURNAMENT VICTORIES

TEAM	VICTORIES
Kentucky	131
North Carolina	126
Duke	115
KANSAS	108
UCLA	106
Louisville	76
Michigan State	69
Syracuse	67
Indiana	66
Villanova	65

NCAA TOURNAMENT W-L PERCENTAGE (MIN. 50 GAMES)

TEAM (W-L)	PCT.
Duke (115-39)	.74.7%
North Carolina (126-47)	.72.8%
UCLA (106-42)	.71.6%
Kentucky (131-53)	.71.2%
Florida (50-21)	.70.4%
KANSAS (108-47)	.69.7%
Michigan (61-28)	68.5%
Michigan State (69-32)	68.3%
Connecticut (59-30)	66.3%
Indiana (66-34)	66.0%

2020-21 KANSAS BASKETBALL

122 YEARS OF KANSAS BASKETBALL



MOST VICTORIES COLLEGE BASKETBALL HISTORY

TEAM	W-L
Kentucky	2,318-712
KANSAS	2,302-862
North Carolina	2,275-818
Duke	2,201-893
Temple	1,940-1,096
Syracuse	1,922-922
UCLA	1,906-864
Notre Dame	1,900-1,040
St. John's	1,871-1,044
Indiana	1,856-1,062
BYU	1,853-1,132
Cincinnati	1,836-1,025
Utah	1,835-1,019
Arizona	1,834-957
Purdue	1,819-1,053
Western Kentucky	1,815-946
Illinois	1,811-1,022
Texas	1,809-1,097
Washington	1,807-1,201
Pennsylvania	1,806-1,123
Villanova	1,799-941
West Virginia	1,792-1,110
Oregon State	1,763-1,363
Princeton	1,761-1,103
North Carolina State	1,757-1,074
Louisville	1,746-933
Michigan State	1,734-1,097

FINAL FOUR GAMES PLAYED

TEAM	GAMES
North Carolina	34
UCLA	32
Duke	29
Kentucky	28
KANSAS	26
Ohio State	18
Louisville	16
Indiana	15
Michigan State	13
Cincinnati	11

CURRENT CONSECUTIVE NCAA TOURNAMENT APPEARANCES

TEAM	APPEARANCES
KANSAS	30
Duke	24
Michigan State	22
Gonzaga	21

FINAL FOUR APPEARANCES

TEAM	APPEARANCES
North Carolina	20
UCLA	17
Kentucky	17
Duke	16
KANSAS	15
Michigan State	10
Ohio State	10
Louisville	8
Indiana	8
Arkansas	6
Cincinnati	6
Michigan	6
Oklahoma State	6
Syracuse	6

FINAL FOUR VICTORIES

TEAM	VICTORIES
UCLA	25
Kentucky	20
North Carolina	18
Duke	17
KANSAS	12
Indiana	12
Ohio State	8
UConn	8
Cincinnati	7
Michigan	7

NCAA TOURNAMENT CHAMPIONSHIPS

TEAM	TITLES
UCLA	11
Kentucky	8
North Carolina	6
Duke	5
Indiana	5
Connecticut	4
KANSAS	3
Villanova	3
Cincinnati	2
Florida	2
Louisville	2
Michigan State	2
N.C. State	2
Oklahoma State	2
San Francisco	2

its 1,500th game in January against Louisville, finished with a 29-7 record.

1996: FINAL YEAR OF THE BIG EIGHT

In the final year of the Big Eight Conference, 1995-96, Kansas rolled to its fifth league title in six years. Coach Roy Williams' team finished 29-5 and came within one game of advancing to the Final Four. Sophomore Raef LaFrentz paced a balanced attack.

1997: A PAIR OF ALL-AMERICANS

One of KU's best teams ever, the 1996-97 squad, went 34-2, won the first Big 12 Conference title and finished No. 1 in the Associated Press poll. The senior-laden Jayhawks included Jacque Vaughn, Scot Pollard and Jerod Haase. KU began the year by winning its first 22 games.

1998: JAYHAWKS RECORD 35 WINS

The following season, 1997-98, led by two first team All-Americans -- Raef LaFrentz and Paul Pierce -- Kansas tied a then-school record for wins with its 35-4 mark. KU, which also won the Big 12 Tournament title for the second of what would be three-straight seasons, and ran its home court winning streak to a then-school-record 60 games.

2002: THE ONLY UNDEFEATED BIG 12 SEASON

Kansas enjoyed another one of its banner seasons, going 33-4 overall while becoming the first team in the history of the Big 12 Conference to go undefeated in conference play at 16-0 in 2001-02. The Jayhawks advanced to the Final Four for the 11th time in school history. KU ended the year by leading the nation in an impressive four statistical categories. Junior Drew Gooden was named All-America First Team and the co-National Player of the Year.

2003: BACK-TO-BACK FINAL FOURS

The 2002-03 season was unforgettable for Jayhawk fans. Kansas went 30-8 overall on the way to the NCAA Championship game where it fell to Syracuse, 81-78. KU won its second-straight Big 12 Conference title and its 1,800th game all-time -- a dramatic 78-75 win over Arizona in the NCAA Tournament to send the Jayhawks to their second-straight Final Four. Senior Nick Collison emerged as one of the nation's brightest talents, earning consensus First-Team All-America honors and being named the National Player of the Year by the National Association of Basketball Coaches. After the season, coach Roy Williams accepted an offer to return to his alma mater, North Carolina, and a week later, KU introduced Bill Self as the eighth head coach in Kansas men's basketball history.

2004: A DECADE OF DOMINANCE BEGINS

In his first season as head coach, Bill Self tied former Jayhawk coach Dick Harp for most victories by a KU coach in his first season. KU finished 24-9 and made its third-straight appearance in the the NCAA Tournament Elite Eight. The following season, 2004-05, Kansas opened the season No. 1 in both the Associated Press and ESPN/USA Today Coaches' polls. It marked the first time KU had been No. 1 in the first AP poll since the 1956-57 season. Kansas won its fifth Big 12 and 48th overall league regular-season championship and made its 16th-straight NCAA Tournament appearance.

2006: YOUNG JAYHAWKS COME ON STRONG TO WIN BIG 12 TITLE

In 2005-06, Kansas was unranked in the preseason polls for the first time since 1990-91. The Jayhawks, who included 10 freshmen and sophomores, won 14 of their last 15 en route to the Big 12 regular-season and postseason tournament titles and a No. 12 final ranking. Brandon Rush became the first freshman in Big 12 history to earn All-Big 12 First Team honors. Bill Self was named the Big 12 Coach of the Year. The season also marked the final year of broadcasting for KU legend Max Falkenstien, who concluded 60 years behind the mic for Kansas Athletics.

2007: NOT A SENIOR ON THE ROSTER, KU ADVANCES TO ELITE EIGHT

Kansas' 2006-07 men's basketball team etched its name into KU's rich tradition by capturing its third-straight and 50th overall regular-season conference title. The team successfully defended its Big 12 Championship title and claimed the school's 1,900th all-time victory. KU entered the NCAA Tournament as a No. 1 seed and advanced to the Elite Eight of the event for the fourth time in six years.



DANNY MANNING & LARRY BROWN



MARIO CHALMERS

BILL SELF



2008 NATIONAL CHAMPIONS

2008: THE NCAA NATIONAL CHAMPIONSHIP

In 2007-08, Kansas set a school record for most wins in a season with a 37-3 record after winning its first 20 games to open the season. The Jayhawks won their fourth-straight Big 12 title and their third-straight Big 12 Championship title, entering the NCAA Tournament for the second-consecutive year as a No. 1 seed. Kansas appeared in the first-ever all-No. 1 seed Final Four. On the 20th anniversary of "Danny and the Miracles," Kansas won its third NCAA championship and fifth overall national championship, beating Memphis 75-68 in OT in the title game. Junior guard Mario Chalmers was named Final Four Most Outstanding Player. KU went on to have a record five players taken in the 2008 NBA Draft with Brandon Rush, Darrell Arthur, Mario Chalmers, Darnell Jackson and Sasha Kaun.

2009: KU RELOADS, SELF NAMED NATIONAL COACH OF THE YEAR

Returning less than 20 percent of all stats, KU went 27-8 and 14-2 in Big 12 play, winning its fifth-straight Big 12 regular-season title in 2008-09. Bill Self was named national coach of the year by eight different outlets and Big 12 Coach of the Year for the second time while at KU. Kansas advanced to the NCAA Sweet 16 for the third-straight season. Sophomore center Cole Aldrich recorded the first official triple-double in school history with 13 points, 20 rebounds and 10 blocked shots against Dayton in the second round of the NCAA Tournament.

2010: NO. 1 FOR 15 WEEKS

In 2009-10, Kansas posted its third 30-win season in four years going 33-3. The Jayhawks entered the year No. 1 nationally and held the top spot for 15 weeks. KU won the Big 12 title going 15-1 in league play and entered the NCAA Tournament as the No. 1 overall seed. Individually, Aldrich was named the *ESPN The Magazine* Academic All-American of the Year. Senior Sherron Collins, a consensus All-America first-team selection, ended his career with 130 all-time victories, the most ever by a Jayhawk.

2011: JAYHAWKS POST SECOND OF FOUR-STRAIGHT 30-WIN SEASONS

The 2010-11 Jayhawks went 35-3, matching their second-most victories in a single season. KU won its seventh-straight, 11th Big 12 and NCAA-leading 54th all-time conference regular-season title by going 14-2 in Big 12 play. KU went on to win its 12th overall conference tourney title and for the 10th time in school history, once again entered the NCAA Tournament a No. 1 seed. Junior forward Marcus Morris became the fifth Jayhawk to win Big 12 Player of the Year honors as he led the team in scoring with 17.2 ppg. Tyrel Reed became the 16th Jayhawk to be named an Academic All-American.

2012: TITLE GAME IN NEW ORLEANS

Led by consensus All-American Thomas Robinson, Kansas reached the school's 14th Final Four and ninth NCAA title game in 2011-12. The Jayhawks went 32-7 and won its unprecedented eighth-straight Big

2020-21 KANSAS BASKETBALL

122 YEARS OF KANSAS BASKETBALL

12 title with a 16-2 record. Robinson led the nation with 27 double-doubles which was a KU single-season record. His 463 rebounds rank second on Kansas' season list behind legend Wilt Chamberlain's 510 in 1957. Jeff Withey broke the KU and Big 12 single-season record with 140 blocked shots, which included a conference game record of 65 and an NCAA Tournament record with 31. Robinson was also the Big 12 Player of the Year and was joined on the all-conference first team by senior Tyshawn Taylor, a two-time Bob Cousy Award finalist. Bill Self garnered his fourth national coach of the year honor claiming the prestigious Naismith Award and the Rupp Award. He was also named the Big 12 Coach of the Year.

2013: WIN NO. 2,100

Kansas won an unprecedented ninth-straight Big 12 regular-season title, its NCAA-leading 56th overall, and its 13th conference tournament title, in 2012-13. Guard Ben McLemore broke the KU freshman scoring record set by Danny Manning in 1985 as well as Manning's freshman single-game scoring mark with 36 points versus West Virginia. Withey surpassed his own KU and Big 12 single-season (146) blocked shots record and ended his school and conference career blocks mark at 311. Included was the second official triple-double in KU history with 16 points, 12 rebounds and a school and league-record 12 blocked shots. His 49 all-time NCAA Tournament rejections rank second in tourney history. The Jayhawks went 31-6, claiming the school's 12th 30-win season and advanced to their 30th Sweet 16.

2014: TEN THERE, DONE THAT

Kansas won its 10th-straight Big 12 regular-season title by going 25-10 and 14-4 in the Big 12 race, securing the league title with two games left in the regular season. The 10-straight championships moved KU into a tie for third all-time in NCAA history. All five KU starters were named to the 2014 All-Big 12 Team led by freshman sensation Andrew Wiggins who was a first-team selection and the Big 12 Freshman of the Year. Wiggins, who broke the KU freshman scoring record with 597 points, including a KU frosh mark with 41



at West Virginia, was a freshman All-American along with center Joel Embiid, who was the Big 12 Defensive Player of the Year. Wiggins became KU's second No. 1 NBA Draft selection in 2014 while Embiid was the third overall selection.

2015: TITLES & GOLD

Kansas won its 11th-consecutive Big 12 regular-season title which tied for the second-longest streak in NCAA Division I history. In the summer of 2015, Bill Self guided the USA National Team, made up mainly of University of Kansas student-athletes, to the gold medal at the World University Games in Gwangju, Korea, by posting an 8-0 record. The medal was USA's first in three World University Games and the first gold, 14th overall, for the Americans since 2005.

2016: 12 STRAIGHT

Kansas moved into second all-time on consecutive conference championships won list with its 12th straight in 2015-16. The Jayhawks also won the Maui Invitational and Big 12 Championship en route to being the overall No. 1 seed in the NCAA Tournament. KU was ranked No. 1 for five weeks in 2015-16. KU's 33 wins were its 13th 30-win season, including seven in the Bill Self era. KU entered the NCAA Tournament a No. 1 seed for the 12th time in school history and advanced to the Elite Eight.

2017: MASON III NAMED PLAYER OF THE YEAR IN HISTORIC SEASON

Kansas claimed its NCAA-record-tying 13th-consecutive Big 12 regular-season title as senior guard Frank Mason III earned nearly every Player of the Year award issued following his final year in Lawrence. In addition, he was named the 29th consensus First Team All-American in KU history. Mason averaged 20.9 points and 4.2 assists per game in leading the Jayhawks to a 31-5 record with a 16-2 mark in Big 12 play. KU entered the NCAA Tournament as a No. 1 seed for the 13th time in school history and advanced to the Elite Eight. Bill Self, who was named the Big 12 Coach of the Year for the seventh time, became the winningest coach all-time in Allen Fieldhouse, passing Ted Owens with 207 victories.

2018: GRAHAM LEADS KU TO 14TH-STRAIGHT LEAGUE TITLE, 15TH FINAL FOUR

Kansas had quite the year in 2017-18. Prior to the season, head coach Bill Self was inducted into the Naismith Basketball Hall of Fame. Later, Self would move into second on the KU coaches list, ending the season with 447 wins while in Lawrence. KU would go on to set the NCAA record by

winning its 14th-consecutive conference regular-season title. KU would also win the Big 12 Championship and advance to its 15th all-time Final Four in San Antonio. Senior Devonte' Graham, a consensus All-America First Team selection and the Big 12 Player of the Year, broke the KU single-season record with 282 assists. Senior Sviatoslav Mykhailiuk set the school record by making 115 3-point field goals and as a team, the Jayhawks' 391 3-pointers made and 974 threes attempted were both school marks. Sophomore center Udoka Azubuike led the nation and set the Big 12 and KU record in field goal percentage at 77.0 percent. By going 31-8, Kansas posted its 15th all-time 30-win season, which tied an NCAA record. Additionally, KU added to its NCAA records of conference regular-season titles (61), and consecutive NCAA Tournament appearances (29). KU was a No. 1 seed in the NCAA Tournament for the 14th time since seeding began in 1979.

2020: JAYHAWKS FINISH NO. 1 IN VIRUS-SHORTENED SEASON

Kansas claimed its 20th the Big 12 conference championship. Due to COVID-19 Kansas wasn't given the chance to compete in the postseason but finished No. 1 in both polls. Senior Udoka Azubuike and sophomore Devon Dotson were still able to earn Wooden Award All-American honors, with Azubuike named the Big 12 Player of the Year. This pair was also selected to the 2020 all Big 12 First Team. Azubuike was named to the Big 12 All-Defensive team with junior Marcus Garrett, who also was selected for the All-Big 12 Third Team. Kansas finished 9-0 on the road during conference play and 17-1 in all of Big 12 play. Overall, this was the first time that has been done.

FRANK MASON III



2020-21 KANSAS BASKETBALL HELMS NATIONAL CHAMPIONS



KANSAS 26

MISSOURI 16



HELMS FOUNDATION AWARDS KU ITS FIRST NATIONAL TITLE WITH WIN OVER MISSOURI

Kansas 26, Missouri 16 · February 21, 1922 · Columbia, Mo.

COLUMBIA, Mo. — Co-captain George Rody scored 12 points and future Hall of Fame member Paul Endacott added six points to lead Kansas past Missouri, 26-16, in Columbia, Missouri.

The Helms Foundation crowned the Jayhawks as champions 14 years later in 1936, when national champions and championship games were awarded retroactively.

Kansas and Missouri tied for the Missouri Valley title with 15-1 records. KU's 16-2 overall mark, combined with the win over Missouri, earned KU its first national championship.

Kansas (26)					Missouri (16)				
	FG	FT	PF	TP		FG	FT	PF	TP
Frederick, f	0	0	0	0	Browning, f	2	0	0	4
Rody, f	3	6	1	12	Knight, f	2	0	5	4
Bowman, f	2	0	4	4	Vanice, f	0	0	0	0
McDonald, f	0	0	0	0	Bunker, c	0	0	3	0
Wulf, c	1	0	2	2	Bond, g	1	6	1	8
Black, g	1	0	0	2	Hays, g	0	0	3	0
Endacott, g	3	0	2	6	Faurot, g	0	0	1	0
TOTALS	10	6	9	26	TOTALS	5	6	13	16

Referee — E.C. Quigley, St. Mary's
Umpire — Leslie Edmonds, Ottawa



KANSAS 23

MISSOURI 20



ACKERMAN, BLACK, ENDACOTT LEAD JAYHAWKS TO SECOND-STRAIGHT TITLE

Kansas 23, Missouri 20 · February 28, 1923 · Lawrence, Kan.


LAWRENCE, Kan. — Early Kansas greats Tus Ackerman, Charlie Black and Paul Endacott led Kansas to a 23-20 win over visiting Missouri, giving the Jayhawks their second national title in as many years.

Helms Foundation national champions and national championship games were not awarded until 1936, when champions were selected retroactively.

Kansas went 16-0 in the Missouri Valley Conference and finished 17-1 overall.

Kansas (23)					Missouri (20)				
	FG	FT	PF	TP		FG	FT	PF	TP
Ackerman, f	0	7	2	7	Browning, f	1	6	2	8
Bowman, f	2	0	3	4	Wheat, f	5	0	2	10
Wulf, c	3	0	0	6	Bunker, c	1	0	0	2
Black, g	1	0	1	2	Faurot, g	0	0	1	0
Endacott, g	2	0	2	4	Vanice, g	0	0	1	0
TOTALS	8	7	8	23	TOTALS	7	6	9	20

Referee — E.C. Quigley, St. Mary's
Umpire — Leslie Edmonds, Ottawa





KANSAS 80

ST. JOHN'S 63



DEAN SMITH

JAYHAWKS CAPTURE 1952 NCAA CROWN BEHIND LOVELLETTE'S 33 POINTS

Kansas 80, St. John's 63 · March 26, 1952 · Seattle, Wash.

SEATTLE, Wash. — Center Clyde Lovellette was nearly unstoppable, scoring 33 points and grabbing 17 boards, leading Kansas to its first NCAA crown, 80-63, over St. John's in the championship game.

Lovellette became the first player in NCAA history to lead the nation in scoring and win a NCAA title in the same season -- a feat that has yet to be matched. Lovellette, who canned 12 field goals and nine free throws despite being double-and triple-teamed by the Redmen, was the easy selection for NCAA Tournament Most Outstanding Player honors.

Kansas never trailed in the game. Lovellette gave the Jayhawks an early 1-0 lead on a free throw and KU led 18-13 after one quarter. The Jayhawks led 41-27 at halftime and were never threatened in the second half.

Bill Lienhard scored 12 points on five jumpers. He benefitted the most from St. John's plan to defend Lovellette with multiple players. Bob "Trigger" Kenney also added 12 points. Charlie Hoag, one of KU's great multi-sport athletes, chipped in nine points. Dean Kelley added seven points and was a factor in the rebounding department. Bill Houglund, plagued with an injured leg, contributed five points and six rebounds. John Keller came off the bench for two points and was credited for his defensive effort.

The 1951-52 Jayhawk roster included reserve guard Dean Smith, who went on to become the winningest coach in college basketball history at North Carolina. The roster also included LaVannes Squires, the first African-American to wear the Crimson and Blue.

Kansas finished the year with a 28-3 mark after opening the season with 13-consecutive victories before losing back-to-back games at Kansas State and Oklahoma State.

KU went on to play in the U.S. Olympic Playoffs, where it lost to Peoria (Ill.) in the finals.

Kansas (80)					St. John's (63)				
	FG	FT	R	TP		FG	FT	R	TP
Kenney	4-11	.4-6	.4	.12	McMahon	6-12	.1-4	.2	.13
Lienhard	5-8	.2-2	.4	.12	Walsh	3-6	0-0	.4	.6
Davenport	0-0	0-0	.0	.0	Peterson	0-1	0-0	.0	.0
Keller	1-1	0-0	.4	.2	Zawoluk	7-12	6-11	.9	.20
Lovellette	12-25	9-11	.17	.33	MacGilvray	3-8	.2-5	.10	.8
Born	0-0	0-0	.0	.0	Duckett	2-5	.2-2	.2	.6
Kelley, A.	0-2	0-0	.1	.0	Walker	0-2	0-0	.2	.0
Kelley, D.	2-5	.3-6	.3	.7	McMorrow	1-3	0-0	.0	.2
Hoag	2-6	.5-7	.4	.9	Giancontieri	0-0	0-2	.1	.0
Smith	0-0	0-0	.0	.0	Sagona	2-2	0-0	.0	.4
Houglund	2-5	.1-3	.6	.5	Davis	1-4	.2-3	.2	.4
TOTALS	28-63	24-35	.43	.80	TOTALS	25-55	13-27	.32	.63

Halftime Score: Kansas 41, St. John's 27

1952 NCAA Tournament

- Round 1: Kansas 68, TCU 64
- Round 2: Kansas 74, St. Louis 55
- Semis: Kansas 74, Santa Clara 55
- Finals: Kansas 80, St. John's 63



CLYDE LOVELLETTE & COACH PHOG ALLEN

2020-21 KANSAS BASKETBALL
1988 NCAA CHAMPIONS



KANSAS 83

OKLAHOMA 79



MANNING LEADS JAYHAWKS TO ONE LAST MIRACLE – AN NCAA TITLE

Kansas 83, Oklahoma 79 · April 4, 1988 · Kansas City, Mo.

KANSAS CITY, Mo. — Danny Manning scored 31 points -- including four clutch free throws in the closing seconds -- and grabbed 18 rebounds to lead Kansas past Big Eight Conference rival Oklahoma, 83-79, in the 50th anniversary of the NCAA Championship game at Kemper Arena in Kansas City, Missouri.

The Jayhawks were considered a “bubble” team before receiving an at-large bid to the NCAA Tournament. Once in, “Danny and the Miracles” overcame many odds to win the title for coach Larry Brown.

Manning, the national player of the year and the Most Outstanding Player of the NCAA Tournament, “was phenomenal, just spectacular,” Brown said after the game.

Brown’s Jayhawks used two different tempos to keep the Sooners off balance. In the first half, Kansas ran with Oklahoma and the two teams went to the lockerroom tied at 50-50. In the second half, KU went to more of a halfcourt game.

In the end, however, it was Manning who carried the Jayhawks, who entered the NCAA Tournament unranked and seeded sixth. With 14 seconds left, Manning converted two free throws to give Kansas an 81-77 lead. After a Ricky Grace lay-in at :07, Manning was fouled and calmly sank two more charities with five ticks left.

Manning’s success at the line followed a shaky stretch in which the Jayhawks made just one of five free throw attempts, allowing Oklahoma to slice a 77-71 lead to one, 78-77.

The two teams slugged it out all night with neither team taking a sizable lead. Oklahoma, which beat KU twice during the regular season, held its biggest lead of five points with 12:14 left. Kansas led by as many as six points in the first half.

“We didn’t panic when we were five down,” Brown said. “Our kids believed we could beat them. There’s a sense of pride, confidence in our club.”

The key run for Kansas came with the score tied 71-71 and with the Jayhawks milking each possession. KU scored six unanswered points when Kevin Pritchard hit a lean-in six-footer, followed by a short Manning jumper and a baseline jumper by Chris Piper.

Depth was a factor for Kansas. Ten different Jayhawks saw action, while Oklahoma played just six players.

The Jayhawks became the first unranked team and the first team with double-digit losses to win the NCAA Championship.

Kansas, plagued with injuries all season, finished the year with a 27-11 mark.

Kansas (83)

	M	FG	FT	R	A	TP
*Newton	.32	.6-6	.1-2	4	.1	.15
*Piper	.37	.4-6	.0-0	7	.2	.8
*Manning	.36	13-24	.5-7	18	.2	.31
*Pritchard	.31	.6-7	.0-0	.1	.4	.13
*Guedner	.15	.1-2	.0-0	2	.1	.2
Barry	.09	.0-2	.1-2	0	.2	.1
Normore	.16	.3-3	.0-1	.1	.4	.7
Harris	.13	.1-1	.0-0	.1	.0	.2
Minor	.11	.1-4	.2-2	.1	.1	.4
Maddox	.1	.0-0	.0-0	0	.0	.0
TOTALS	.200	35-55	9-14	36	.17	.83

* Starters

Halftime Score: Kansas 50, Oklahoma 50

Turnovers: Kansas 23, Oklahoma 15

3-Point Field Goals:

Kansas — 4-6 (Newton 2-2, Manning 0-1,

Pritchard 1-1, Guedner 0-1, Normore 1-1)

Oklahoma — 10-24 (Sieger 7-13, Blaylock

2-4, Grace 1-7)

Oklahoma (79)

	M	FG	FT	R	A	TP
*Grant	.40	.6-14	2-3	5	.1	.14
*Sieger	.40	.7-15	1-2	5	.7	.22
*King	.39	.7-14	3-3	7	.0	.17
*Blaylock	.40	.6-13	0-1	5	.4	.14
*Grace	.34	.4-14	3-4	7	.5	.12
Mullins	.4	.0-0	0-0	0	.0	.0
TOTALS	.200	30-70	9-13	31	.19	.79

1988 NCAA Tournament

- Round 1: Kansas 85, Xavier 72
- Round 2: Kansas 61, Murray State 58
- Round 3: Kansas 77, Vanderbilt 64
- Round 4: Kansas 71, Kansas State 58
- Semis: Kansas 66, Duke 59
- Finals: Kansas 83, Oklahoma 79

2020-21 KANSAS BASKETBALL

2008 NCAA CHAMPIONS



KANSAS 75

MEMPHIS 68 (OT)



Kansas (37-3)

	MP	FG	3FG	FT	R	F	A	TO	B	S	TP
Arthur*	35	9-13	0-0	2-2	10	3	1	3	0	1	20
Jackson*	29	3-4	0-0	2-2	8	1	1	0	0	1	8
Robinson*	20	1-1	0-0	0-0	4	3	1	3	0	1	2
Chalmers*	40	5-13	2-6	6-6	3	3	3	3	0	4	18
Rush*	42	5-9	0-2	2-3	6	3	2	3	1	1	12
Collins	34	4-10	1-4	2-2	4	3	6	4	0	3	11
Kaun	21	2-5	0-0	0-0	2	2	0	1	0	0	4
Aldrich	4	0-0	0-0	0-0	0	0	0	0	0	0	0
Team					1						
TOTALS	225	29-55	3-12	14-15	39	18	14	17	1	11	75

Memphis (38-2)


	MP	FG	3FG	FT	R	F	A	TO	B	S	TP
Dozier	39	4-11	1-2	2-3	10	2	3	1	1	1	11
Dorsey*	26	3-3	0-0	0-0	2	5	1	1	2	1	6
Anderson*	42	3-9	2-7	1-3	5	3	1	2	0	4	9
Douglas-Roberts*	42	7-16	2-5	6-9	1	4	1	2	0	1	22
Rose*	45	7-17	1-6	3-4	6	1	8	5	0	2	18
Taggart	24	1-5	0-1	0-0	3	2	0	1	0	1	2
Kemp	4	0-0	0-0	0-0	0	0	0	1	0	1	0
Niles	1	0-0	0-0	0-0	0	0	0	0	0	0	0
Mack	2	0-1	0-1	0-0	0	0	0	0	0	0	0
Team					4						
TOTALS	225	25-62	6-22	12-19	28	17	14	13	3	11	68

	1st	2nd	OT	Total	FG%	3FG%	FT%
Kansas	33	30	12	75	52.7	25.0	93.3
Memphis	28	35	5	68	40.3	27.3	63.2

Officials: Ed Hightower, Ed Corbett, John Cahill
 Technicals: None

2008 NCAA Tournament
 Round 1: Kansas 85, Portland State 61
 Round 2: Kansas 75, UNLV 56
 Round 3: Kansas 72, Villanova 57
 Round 4: Kansas 59, Davidson 57
 Semis: Kansas 84, North Carolina 66
 Final: Kansas 75, Memphis 68 (ot)

* Starters



KANSAS WINS 2008 NCAA CHAMPIONSHIP OVER MEMPHIS 75-68 IN OVERTIME — CHALMERS' HEROIC THREE SENDS GAME TO OT

SAN ANTONIO, Texas - Trailing 60-51 with 2:12 left in regulation, Kansas mounted a comeback that will go down as one of the most memorable in KU history to win the 2008 NCAA Division I National Championship in the Alamodome. In overtime, Kansas defeated Memphis 75-68 for its fifth national title in school history.

After Final Four Most Outstanding Player Mario Chalmers hit a game-tying 3-pointer with 2.1 seconds left in regulation to send the game to overtime, the Jayhawks owned the extra period.

Overtime began with Sherron Collins stealing the ball and pitching ahead to Brandon Rush for a lay-in. Darrell Arthur slammed a lob from Chalmers and Darnell Jackson hit a bucket, and Memphis was never able to catch up.

Despite the historic finish, Kansas struggled in the early going, and ultimately had three unforced turnovers in the first three minutes and 10 seconds. But, despite the early trouble handling the ball, KU trailed only 9-5 at the first commercial break. The timeout served the Jayhawks well as KU immediately got a dunk from Sasha Kaun and an easy lay-in from Arthur to knot the score at nine apiece.

Over the course of the next four minutes the two teams traded punch-for-punch as Kansas got buckets from Collins and Jackson, while Chris Douglas-Roberts did all the damage for the Tigers. At the second media timeout, the score was tied 13-all.

Once again after the timeout, Kansas got two quick buckets - one on a slash by Rush and the next on a three from Chalmers. With 8:26 on the clock, Kansas reached its biggest lead of the half with the score 22-15.

But the lead did not last as Memphis went on an 11-2 tear over the next two minutes to take a 26-24 advantage with 6:23 left in the period. Kansas answered with a driving layup from Collins and a vicious dunk by Kaun and, after another bucket from Douglas-Roberts, ended the half with a three-point play from Rush and a bucket from Arthur to lead 33-28 at the intermission.

Memphis was the aggressor as the second half opened with the Tigers quickly outscoring the Jayhawks 8-2 to retake the lead. The game went back and forth until the 10:00 mark when, with the score 47-44 in KU's favor, Memphis went on a 10-0 run with the Tigers' Derrick Rose scoring eight points in the stretch. Memphis continued to stretch its lead until the 2:12 mark when it led by nine, 60-51.

With its back against the wall, KU went to work. Arthur hit a mid-range jumper. On the ensuing inbounds pass, Collins dove for the ball, grabbed it, and saved it to Jackson who kicked it right back to Collins for a 3-pointer to cut the lead to four in a span of eight seconds.

With time ticking away, Kansas put Memphis on the free throw line where the Tigers missed three crucial charity shots in the final 1:15. With 10.8 seconds remaining and Memphis up 62-60, Douglas-Roberts went to the line where he missed the first and made the second to make it 63-60.

Collins then raced the floor, dove into the lane and kicked the ball out to Chalmers with 3.9 seconds left. Chalmers then hit biggest shot of his life - a contested three that sent the game to overtime with 2.1 seconds remaining.

Arthur led Kansas with 20 points and 10 rebounds. Chalmers scored 18 points to go with three boards, three assists and four steals. Rush and Collins finished with 12 and 11 points, respectively.

Douglas-Roberts led all scorers with 22 for Memphis. Rose scored 18 and Robert Dozier had 11 points and 10 boards.

KU once again owned the lane, outscoring the Tigers 44-26 in the paint and outrebounding Memphis 39-28.

The title was Kansas' third NCAA Championship and fifth all-time championship. The Jayhawks ended their storybook season with a 37-3 record, while Memphis dropped to 38-2.

Joining Chalmers on the all-tournament team were Rush, Arthur, Douglas-Roberts and Rose.

2020-21 KANSAS BASKETBALL COACHING HISTORY

Dr. James NAISMITH

1898-1907



As a physical education instructor at Springfield (Mass.) College in the winter of 1891, Naismith was asked to come up with a game that would occupy students' time between football and baseball.

As a former rugby player, he tried to incorporate that game into an indoor contest. Passing the ball, rather than tackling, was instituted and he placed peach baskets above the players' heads for goals. From this beginning, basketball evolved into today's game.

His innovations in sports did not stop with basketball. As a football player at Springfield under Amos Alonzo Stagg, Naismith complained of bruised ears from rough play. He took a football, cut it lengthwise and placed it over his head to protect his ears. Thus, the first football helmet was invented.

Naismith, the "Father of Basketball," is the only Kansas basketball coach to have a losing record. Dr. Naismith compiled a 55-60 record as the Jayhawks' first coach.

Naismith joined the KU faculty in 1898 and later became the director of physical education. He retired from active teaching in 1937 and died in 1939 at the age of 78.

The National Basketball Hall of Fame, located in Springfield, Massachusetts, is named for him. He was elected to the Hall of Fame in 1959. He is buried in Lawrence, Kansas, in Lawrence Memorial Park Cemetery.

Dr. F.C. "Phog" ALLEN

1907-09; 1919-56



The winningest coach in Kansas basketball history, Allen compiled a record of 590-219 in 39 seasons as the Jayhawk head coach.

All totaled, Allen won 746 games. The win total still ranks as the 29th best of all-time.

As a student at KU, Allen's coach was "the Father of Basketball," Dr. James Naismith. When Allen was first thinking about making a career of coaching he talked with Naismith and was told, "You don't coach basketball, Forrest; you play it." Despite that bit of advice, Allen went ahead with his career and disproved Naismith.

He played basketball, too, earning three letters at KU (1905-07), and also earning a spot on the roster of the Kansas City Athletic Club.

Allen began his coaching career in 1907, serving as Kansas' head coach for the 1907-08 and 1908-09 seasons. During that same time period, Allen also coached at Baker University in nearby Baldwin City, and added the coaching position at Haskell Institute in Lawrence in 1908-09.

He dropped out of coaching for four years and returned in 1912 as coach of all sports at Central Missouri State. In the seven years he was head coach at CMSU, his teams won seven championships and their combined record was 102-7.

Allen became athletics director at KU in 1919 as well as football

and basketball coach. He also was instrumental in the establishment of the Kansas Relays in 1923, but basketball was his passion.

His KU teams won 24 conference championships and one NCAA title in 1952. The 1922 and 1923 teams were awarded the Helms Foundation National Championship. His 1940 and 1953 teams won the NCAA western regional, but lost in the national finals. In addition, he coached 14 All-Americans.

Allen was one of the founders of the National Basketball Coaches Association and served as its first president. He was named National Coach of the Year in 1950, and was a charter member of the Helms Foundation Basketball Hall of Fame. Allen was elected to the Naismith Memorial Basketball Hall of Fame in 1959.

Allen was the driving force behind the addition of basketball to the Olympic Games in 1936. During the late 1920's and early 1930's, he conducted a personal crusade trying to coax Olympic officials to include the sport. It finally paid off when the game, invented by his coach, Dr. James Naismith, was recognized by the committee in 1936. He served as an assistant coach to the 1952 Olympic team, a combination of KU players and a team from Peoria, Illinois.

He was also behind the efforts of the implementation of the NCAA Tournament, played for the first time in 1939.

Allen Fieldhouse, named for him, was first opened March 1, 1955, and is still the homecourt for KU basketball today.

Allen died on September 16, 1974, at the age of 88 and is buried in Lawrence, Kansas, at Oak Hill Cemetery.

William O. HAMILTON

1909-19



The Jayhawks' third head coach, Hamilton bridged the gap between Phog Allen's two tenures as Kansas' coach.

Hamilton came to KU in 1909 as both the track and basketball coach, and accepted the athletics director's position in addition to his coaching duties. Prior to his appointment at Kansas, he served as director of physical education at Central High School in Kansas City, Missouri, and acted in the same capacity at William Jewell College in Liberty, Missouri.

Hamilton's teams compiled a 125-59 record and captured five conference championships, including three straight from 1910-12. Under his guidance three players achieved All-American status: Tommy Johnson in 1909 (KU's first All-American in any sport), Ralph "Lefty" Sproull in 1915 and A.C. "Dutch" Lonborg in 1919.

Dick HARP

1956-64



After gaining a wealth of knowledge as Phog Allen's understudy, Harp became the Jayhawks' head coach from 1956-64. Harp compiled a 121-82 record in those eight seasons and led the Jayhawks to two conference titles and two NCAA Tournament berths. In 1957, the Jayhawks captured the Midwest Regional and made it to the finals, only to be stopped by North Carolina in a memorable 54-53 loss in triple overtime in Kansas City, Missouri.

Under Harp's guidance, Wilt Chamberlain and Bill Bridges achieved All-American status.

Harp had served as Phog Allen's assistant for eight seasons before taking over for Allen in 1956. Prior to that, Harp was head coach for two seasons at William Jewell College in Liberty, Missouri

Harp played basketball at KU, lettering from 1938-40 and was one of the starting guards on the 1940 team that lost to Indiana in the NCAA finals. Harp served as the director of the Fellowship of Christian Athletes for 13 years after leaving the Jayhawks. Harp is one of only six people to have played and coached in an NCAA title game. He served as an assistant coach at North Carolina for Dean Smith from 1986-89.

Harp died on March 18, 2000, at the age of 81.

Ted OWENS

1964-83



Owens ranks as the fourth-winningest coach in Kansas basketball history behind Phog Allen, Roy Williams and Bill Self. His record of 348-182 (.657) was compiled over 19 seasons from 1964-83.

In Owens' tenure as the Jayhawks' head coach, Kansas won six Big Eight regular-season titles, eight Big Eight Holiday Tournaments and one Big Eight postseason tournament. Under Owens, KU advanced to NCAA postseason play seven times. His 1971 and 1974 teams made it to the Final Four, and in 1968 the Jayhawks lost to Dayton in the finals of the National Invitation Tournament.

Owens was named Big Eight Coach of the Year five times and was National Coach of the Year in 1978 by *Basketball Weekly*. He coached five All-Americans: Jo Jo White, Darnell Valentine, Dave Robisch, Bud Stallworth and Walter Wesley.

A three-year letterman at Oklahoma (1949-51), Owens honed his coaching skills as head coach at Cameron State Junior College in Lawton, Oklahoma. In four seasons his teams never won fewer than 20 games and three times advanced to the national junior college tournament semifinals. At Cameron, he amassed a 93-24 record and boasted four junior college All-Americans.

Owens then accepted an assistant's position under Dick Harp in 1960, and was promoted to head coach when Harp resigned following the 1963-64 season.

RECORDS OF KANSAS COACHES

NAME (SEASONS)	W	L	PCT.
James Naismith (9)	55	60	.478
W. O. Hamilton (10)	125	59	.679
*Karl Schlademan	1	0	1.000
**Howard Engleman	8	6	.571
Dr. F.C. Allen (39)	590	219	.729
Dick Harp (8)	121	82	.596
Ted Owens (19)	348	182	.657
Larry Brown (5)	135	44	.754
Roy Williams (15)	418	101	.805
Bill Self (16)	501	109	.821
Totals (122)	2,302	862	.728

*Schlademan coached first game of 1920 season before Dr. Allen took over. **Engleman finished 1947 season as head coach after Dr. Allen was ordered to take a rest following the 13th game.

Larry BROWN

1983-88



The sixth head coach in Jayhawk basketball history, Brown maintained Kansas' national prominence while leading his teams to NCAA Tournament appearances in each of his five seasons. Brown accepted the head coaching position with the San Antonio Spurs following the 1987-88 season and spent 23 seasons as a head coach in the NBA. Brown had a cumulative collegiate coaching record of 177-61 (.744) in seven seasons, including a five-year mark of 135-44 (.754) at Kansas.

A 1963 graduate of North Carolina, Brown was an honorable mention All-America guard under former Kansas basketball player Dean Smith. After playing on the 1964 United States gold medal-winning Olympic team, Brown went on to distinguish himself first as a player then as a coach in the American Basketball Association. He also served as a head coach in the NBA following its merger with the ABA.

While the head coach at UCLA (1979-81), Brown led his freshman-dominated 1979-80 team to the NCAA title game before falling to Louisville, 59-54. Brown's 1985-86 Kansas team reached the NCAA Final Four, and the 1987-88 Jayhawk squad won the national title, defeating Oklahoma 83-79. He was selected as the 1986 Big Eight Conference Coach of the Year.

To cap off his incredible career, Brown was inducted into the Basketball Hall of Fame in 2002.

Roy WILLIAMS

1989-2003



Roy Williams will go down as one of the greatest coaches in Kansas basketball history.

He came to Lawrence after 10 seasons as an assistant coach at his alma mater, the University of North Carolina, where he worked for KU alum Dean Smith.

In 15 seasons at Kansas, Williams led the Jayhawks to an amazing 418-101 record, for a winning percentage of 80.5 percent. He won more games in the first 15 years of a coaching career than any coach in Division I history, and he is the third-winningest coach all-time at KU, trailing Phog Allen and Bill Self.

During Williams' tenure, Kansas made four trips to the NCAA Final Four, including playing for the national championship in 1991 and 2003. He coached four consensus first-team All-Americans (Nick Collison, Drew Gooden, Raef LaFrentz and Paul Pierce), while seeing 10 of his players selected in the first round of the NBA Draft.

Under Williams, the Jayhawks won nine conference titles, and, in 2002, became the first and only team in the history of the Big 12 Conference to go undefeated in league play (16-0).

A three-time National Coach of the Year and the recipient of the 2003 John R. Wooden Legends of Coaching Award, Williams returned to his alma mater to assume head coaching duties at North Carolina in the spring of 2003. Williams was inducted into the Naismith Hall of Fame in September of 2007.

KANSAS' ALL-TIME ASSISTANT COACHES



MANNING



DOOLEY



GENTRY



HILL

COACH	YEARS AT KANSAS		
Bill Bayno	1987	Jerry Green	1989-92
R.C. Buford	1984-88	Dick Harp	1949-56
Tom Butler	1985-86	Bob Hill	1979-85
John Calipari	1984-85	Joe Holladay	1994-2003
Gale Catlett	1968-71	Jerrance Howard	2013-pr.
Matt Doherty	1993-99	Jim Husser	1961
Joe Dooley	2003-13	Tim Jankovich	2003-07
Neil Dougherty	1996-2002	Lew Johnson	1960
Jim Dumas	1964	Jim Karabetsos	1973
Butch Ellison	1962	Dee Ketchum	1962
Howard Engleman	1947	Murray Knox	1980-81
Jack Eskridge	1955-59	Norm Majors	1963
Bob Frederick	1963-64, 72	Danny Manning	2007-12
Mark Freidinger	1986-87	Ed Manning	1984-88
Alvin Gentry	1986-88	Ben Miller	2000-03
Harry Gibson	1965	Sam Miranda	1966-77
Milt Gibson	1979-80	Bob Mulcahy	1966-67
		Lafayette Norwood	1978-81
		Ted Owens	1961-64
		John Pfitsch	1946
		Duncan Reid	1974-77
		Norm Roberts	2004, 2012-pr.
		John Robic	1987-88
		Steve Robinson	1989-95, 2003
		Bill Self	1986
		Kevin Stallings	1989-93
		Jim Stotts	1962
		Mark Taylor	1979
		Kurtis Townsend	2004-pr.
		Mark Turgeon	1989-92
		Jerry Waugh	1957-60
		Walter Wesley	1977-78
		Jo Jo White	1982-83
		Jack Wolfe	1959

BOLD = current coaches

Bill SELF

2003-PRESENT



In Bill Self's 17 seasons as head coach at Kansas he has won one national championship, 15 Big 12 regular-season titles, eight league tournament championships, advanced to three Final Fours, eight NCAA Elite Eights and 10 Sweet 16s. In 2017, Self became the 20th Jayhawk player or coach to be inducted into the Naismith Basketball Hall of Fame.

In his first trip to the Final Four in 2008, Self's team won the title. In 2012, KU advanced to the NCAA title game and reached the Final Four for the 15th time in program history in 2018.

In 2008-09, Self was named national coach of the year by eight different organizations, including four listed in the NCAA record book. In 2015-16 he won the same honor by AP, NABC, *USA Today* and Bleacher Report. While at KU, Self has been named Big 12 Coach of the Year eight times (2006-09-11-12-15-16-17-18).

While at Kansas, Self has coached six Big 12 Players of the Year: Wayne Simien (2005), Marcus Morris (2011), Thomas Robinson (2012), Frank Mason III (2017), Devonte' Graham (2018) and Udoka Azubuike (2020); five Big 12 Defensive Player(s) of the Year: Mario Chalmers (2007), Cole Aldrich (2009, 2010), Jeff Withey (2012, 2013), Joel Embiid (2014) and Marcus Garrett (2020) and one Big 12 Sixth Man Award winner in Sherron Collins (2008).

In all, Self has had 70 Jayhawks named to an All-Big 12 team, including 25 first-team selections. Additionally, he has had 25 Jayhawks taken in the NBA Draft, including a KU and conference-record five selected in the 2008 draft.

NCAA DIV. I ALL-TIME VICTORIES

COACH	ALMA MATER	WINS
Mike Krzyzewski	Army	1,157
Jim Boeheim	Syracuse	964
Bob Knight	Ohio State	902
Roy Williams	North Carolina	885
Bob Huggins	West Virginia	881
DEAN SMITH	KANSAS	879
ADOLPH RUPP	KANSAS	876
Jim Calhoun	American International	873
Jim Phelan	La Salle	830
Eddie Sutton	Oklahoma State	806
Lefty Dreisell	Duke	786
Lute Olson	Augsburg	781
Cliff Ellis	Florida State	780
Lou Henson	New Mexico State	779
Rollie Massimino	Vermont	763
Ed Diddle	Centre	759
Henry Iba	Northwest Missouri State	755
John Beilein	Wheeling Jesuit	753
PHOG ALLEN	KANSAS	746

NCAA TOURNAMENT RECORD OF KU GRADS

COACH (YR. GRADUATED)	TOURNAMENT APPEARANCES	W-L
Phog Allen (1906)	4	10-3
Tad Boyle (1985)	3	1-4
Tim Carter (1979)	2	0-2
Frosty Cox (1930)	3	2-4
Dick Harp (1940)	2	4-2
Jerod Haase (1997)	1	1-1
Danny Manning (1991)	2	0-2
Ralph Miller (1942)	10	5-11
Adolph Rupp (1923)	20	30-18
Dean Smith (1953)	27	65-27
Mark Turgeon (1987)	8	9-9
TOTALS	82	127-83

2020-21 KANSAS BASKETBALL LETTERWINNERS

-A-

Ackerman, Arthur (Capt.)	C, F	1923-25
Adams, Anrio	G	2013
Adams, Ira (Capt.)	G, F	1904-05
Agbaji, Ochai	G	2019-present
Alberts, Jerry	F	1953-54
Aldrich, Cole (Capt.)	C	2008-10
Alexander, Todd	G	1990
Alford, Donald	F, C	1902-03
Alford, Joseph	F, C	1902
Allen, Forrest C.	C, F	1905-07
Allen, Harry (Capt.)	C	1902-04
Allen, Milton	F, G	1934-36
Allen, Robert (Capt.)	C	1939-41
Alexander, Cliff	F	2015
Allphin, Clyde	F	1900-03
Alvarado, Sean	C	1987, 89
Ames, Loren	F	1903
Anderson, Gene	F	1946
Anderson, John (Capt.)	G	1953-55
Anderson, Scott	F	1977-78
Appel, Hilmar	F, G	1915-16
Appleton, Tyrone	G	2009
Arndt, Howard	F	1967-69
Arnold, James	F	1941
Arthur, Darrell	F	2007-08
Atkinson, Paul	C	1902
Auten, Don	F	1946-47
Avery, Herbert	G	1899
Axtell, Luke	G, F	2000-01
Azubuike, Udoka	C	2017-20

-B-

Bahe, Nick	G	2004-05
Baker, Hoyt	F	1943, 46
Baker, Ralph	G	1931
Ballard, Brett	G	2001-02
Ballard, Jack	G	1942-43, 46
Banks, Nelson	G	1984
Barlow, Frank	F, G	1904-06
Barnhouse, Chris	G	1975-77
Barr, Eugene	F	1946, 48
Barrington, Donald	F	1944
Barrow, Wilson (Capt.)	F	1972-73
Barry, Richard (Capt.)	G	1986-89
Bausch, Frank	G	1930
Bausch, Jim	F	1930
Bechard, Brennan	G	2007-09
Beck, Walter	G	1951
Belgard, Wilferd (Capt.)	G	1924-26
Benn, Carl	F	1933
Bennett, Roy	G, F	1919-21
Bergen, Ralph	C, G	1906-09
Billings, Bob (Capt.)	G	1957-59
Bishop, Tom (Capt.)	F	1929-31
Black, Charles B. (Capt.)	F	1942-43, 46-47
Black, Charles T. (Capt.)	G, F	1922-24
Black, Tarik	F	2014
Blair, Donald	G	1942-43
Bliss, Charles (Capt.)	F	1905
Boagni, Kerry	F	1983
Boehm, Walter	C	1912-13
Bohnstiehl, Rodger (Capt.)	F	1966-68
Bolton, Kerry	G	1963-65
Born, B. H. (Capt.)	C	1952-54
Boschee, Jeff (Capt.)	G	1999-2002
Bosilevac, Fred	F	1937
Bosilevac Jr., Fred	F	1970-72
Bowman, Waldo	F	1921-23
Boyle, Thomas "Tad" (Capt.)	G	1982-85
Bradford, Nick (Capt.)	G, F	1997-2000
Bradshaw, Richard	G	1969
Bragg Jr., Carlton	F	2016-17
Brainard, William	F	1954-56
Branstrom, Joel	F	1995, 97
Braun, Christian	G	2020-present
Bridges, Bill (Capt.)	F	1959-61
Brill, David	F	1963-65
Brill, William	F	1943
Brown, Andrew	G	1904
Brown, Loren	F	1912-13
Brown, Roger	C	1969-71
Brown, Terry (Capt.)	G	1990-91
Buescher, John (Capt.)	C	1941-43

Buford, Chase	G	2008-10
Bull, Clinton	F, G	1949-51
Buller, Kenneth	F	1953
Bunn, John	G, F	1918-20
Burton, Glenn (Capt.)	G	1926-28

-C-

Calloway, Rick (Capt.)	F	1990
Campbell, Altonio	G	1985-86
Campbell, Clifford	F	1925-26
Campfield, Randy	C	1971-72
Carey, Jeff (Capt.)	F, C	1999-2002
Carlson, Norman	F	1945
Carroll, William	F, G	1979-80
Case, Jeremy (Capt.)	G	2004, 06-08
Chalmers, Mario	G	2006-08
Chamberlain, Wilton	C	1957-58
Chana, Fred	F	1964-66
Chenowith, Eric (Capt.)	C	1998-2001
Clark, Wendell	G	1946-47
Cleland, John	G	1956-58
Cole, Lawrence (Capt.)	C	1914-16
Coleby, Dwight	F	2017
Collins, Sherron (Capt.)	G	2007-10
Collison, Nick (Capt.)	F	2000-03
Cook, Arthur	C	1904
Cook, Norman (Capt.)	F	1974-76
Corder, Dean	C	1944-46
Corlis, Lyman (Capt.)	G, F	1937-39
Correll, Allen	F	1960-61, 63-64
Cox, Forrest (Capt.)	G	1929-31
Cox, Marvin	C, F	1936
Crawford, John	F	1978-81
Crider, John	G	1999-2000
Crosswhite, William	F, G	1926
Cunliffe, Sam	G	2018
Curd, Robert	F	1934
Czaplinski, Lane (Capt.)	G	1992

-D-

Daniels, Fred	F, C	1926
Dater, Edwin	G	1956-57
Daum, Gustave	G, C	1945-46
Davenport, Lawrence	F	1952-55
Davis, Ben	F	1992
Davis, Patrick	G	1966-67
De Sousa, Silvio	F	2018-20
Deane, Carl	G	1962
Dennis, David	F	1949
Dewell, John	G	1948
Diallo, Cheick	F	2016
Dick, George	G	1942-44
Diehl, Donald	G	1944
Dishman, Jeffery	F	1982-83
Dixon, Armand	G	1943
Dobbs, Dallas (Capt.)	G	1954-55
Dodd, Leo	C	1928-29
Donaghue, Alan	F	1958-60
Dotson, Devon	G	2019-20
Douglas, Greg	F	1968, 71
Douglas, John (Capt.)	G	1977-78
Douglas, Keith	G	1980
Dousman, Donald (Capt.)	F, G	1911-12
Dreiling, Greg (Capt.)	C	1984-86
Dumas, Jimmy (Capt.)	F	1961-63
Dunmire, Ray (Capt.)	G	1913-15
Durand, Fenlon	F	1937-38
Dye, Everett	F, G	1953

-E-

Earl, Lester (Capt.)	F	1998-2000
Ebling, Donald (Capt.)	F	1938-40
Ebling, Ray (Capt.)	F	1934-36
Ediger, Jaye	F	1967
Elliott, Elijah	G	2020
Ellis, Perry	F	2013-16
Ellison, Benoyd	F, G	1960-61
Ellison, Nolen (Capt.)	F	1961-63
Elstun, Doug	G	1991
Elstun, Gene (Capt.)	F	1955-57
Embiid, Joel	C	2014
Enaruna, Tristan	G/F	2020-present
Endacott, Paul (Capt.)	G	1921-23
Engel, Dale	F	1949-51

Engel, Vernon	F	1924-25
England, Harold	F	1947-50
Engleman, Howard (Capt.)	F	1939-41
Enns, Myron	F, G	1948, 51
Esckridge, Jack	G	1947-48
Evans, Ray	G	1942-43, 46-47
Ewing, Mark	C	1982-83

-F-

Fees, Charles (Capt.)	G	1902
Fiddelke, Michael	F	1973
Filkin, Lawrence	F	1933
Fitzpatrick, Wilson	F	1942-43
Flachsbarth, Leland	C	1962
Fleischman, John	F	1904
Florell, Loren	F	1938-39
Folks, Ray	F	1914-15
Forsyth, William	F	1943
Fowler, Wilmore	G	1978-79
Frank, Willard	F	1944
Frankamp, Conner	G	2014
Franklin, Kenneth	G	1972
Franz, Ronald (Capt.)	F	1965-67
Frederick, Byron	C	1919, 22-23
Frisby, Donald	G	1946

-G-

Galindo, Alex	F	2005
Gardner, Jerry	G	1960-62
Garrett, Christian	G	2012-15
Garrett, Marcus	G	2018-present
Gear, George	F	1946
Gibbens, Leon	F	1916-17
Gibson, Harry (Capt.)	F	1962-64
Gibson, Milton	G	1975-78
Giddens, J.R.	G	2004-05
Giles, Chester	C, F	1979-80
Giles, C.J.	C	2005-06
Gisel, Richard	G	1960
Goehring, Louis	G, C	1944-45
Golay, George	F	1937-38
Gooden, Drew	F	2000-02
Gordon, Gale	C	1925-27
Gough, James	F	1964-65
Graham, Devonte	G	2015-18
Graves, Jeff (Capt.)	F	2003-04
Gray, Gordon	G	1933-35
Green, Leland	F	1955-57
Greene, Brannen	G	2014-16
Greenlee, Dale (Capt.)	G	1973-75
Greenlees, Charles (Capt.)	F	1912-14
Gregory, Kenny (Capt.)	G, F	1998-2001
Griggs, Adessie	F	1904
Grimes, Quentin	G	2019
Guelndner, Jeff	G	1987-90
Guiot, Jeffery	G	1983-84
Gurley, Greg (Capt.)	G	1992-95
Guy, Anthony (Capt.)	G	1979-82

-H-

Haase, Dale	F	1972-73
Haase, Jerod (Capt.)	G	1995-97
Hackett, John	C	1907
Hall, Edward	F	1941
Hall, Vance	F	1941-42
Hancock, Darrin	F	1993
Harmon, Phillip	F	1967-69
Harms, Marvin	F	1919-20
Harp, Richard (Capt.)	G	1938-40
Harrington, Paul (Capt.)	F	1932-34
Harris, Fred	F	1934
Harris, Keith	F	1987-88
Harrison, Lewis	G	2001-02
Hauser, Harold	C	1928
Hawkins, Jeff (Capt.)	G	2003-06
Heckert, Henry	C	1924
Heim, Herbert	G, C	1945
Heitholt, Bill	F	1952-54
Heizer, Robert (Capt.)	C	1909-11
Henderson, Willis	G	1898-99
Henry, Carl (Capt.)	G	1983-84
Henry, C.J.	G	2010
Henry, Xavier	G	2010
Hess, Henry	F	1899

Heyward, Ralph	F	1961
Hickman, Robert	G	1958-60
Hicks, Albert	C, F	1902-04
Hightower, Wayne	F	1960-61
Hill, Everett	G	1945
Hill, James (Capt.)	F	1926-28
Hill, Lance	G	1982-83
Hinrich, Kirk (Capt.)	G	2000-03
Hite, Ora	F	1912-13
Hitt, Ward	G, F	1925
Hoag, Charlie	G	1951-52
Hodges, Gregory	G, F	1926
Hoffman, James	F	1958-60
Hogben, William	G	1940
Holliday, Roy	F	1936-37
Hollinger, Blaine	G	1955-57
Holmer, Robert	F	1936
Houchin, Claude (Capt.)	G	1947-50
Houglund, William (Capt.)	F, G	1950-52
Houk, Clarence	F	1921
House, Jerry	F	1971-72
Housey, Arthur	C	1980-81
Houston, Hasan	G	1977-78
Hoyt, Harold	F	1899
Hull, Rodney	F	1985-86
Hunt, Robert	F	1938
Hunter, Cedric	G	1984-87
Hunter, Thomas	G	1940-42

-I-

Israel, Warren	F	1942
----------------	---	------

-J-

Jackson, Darnell (Capt.)	F	2005-08
Jackson, Josh	G	2017
Jamison, Alonzo (Capt.)	F	1990-92
Janisse, Jelani (Capt.)	G	1998-99
Jankovich, Michael	G	2020-present
Jeffrey, Balfour	G	1927-28
Jennings, Charles	F	1902
Jett, Harry	F	1956-57
Johanning, David (Capt.)	C	1991-92
Johnson, Ashante (Capt.)	F	1999-2000
Johnson, Bob	F	1940, 42
Johnson, Carl	G	1938
Johnson, Charles	F	1906
Johnson, Clinton	G	1975-78
Johnson, Elijah	G	2010-13
Johnson, Jeff	G	1985-86
Johnson, Jerry	F	1958
Johnson, Jerry L.	F	1986
Johnson, Lewis	C	1955-57
Johnson, Monte	F	1957-59
Johnson, Thomas (Capt.)	F	1909-11
Johnson, William (Capt.)	F	1931-33
Johnston, Ronald	G	1955-57
Jordan, Adonis (Capt.)	G	1990-93
Juenemann, Jordan	G	2009-12

-K-

Kaiser, Karl	G, C	1915
Kampschroeder, Brad	G	1989
Kappelman, Francis	G	1934-36
Kappelman, Lester	G, F	1937-39
Kappelman, Todd	F	2001-02
Kauder, Walter	F, G	1916-17
Kaun, Sasha (Capt.)	C	2005-08
Keller, John (Capt.)	F, G	1951-52
Kelley, Al (Capt.)	F	1953-54
Kelley, Dean (Capt.)	G	1951-53
Kellogg, Ronald	F, G	1983-86
Kennedy, Carl	F	1916
Kenney, Robert (Capt.)	F	1950-52
Ketchum, Dee (Capt.)	F	1959-61
Kindred, Lynn	G	1957-59
King, Clifford	F	1947
King, Maurice	F	1955-57
Kinsey, Mario	F	2001
Kissell, Max	F, C	1942-43
Kivisto, Robert	G	1970-71
Kivisto, Thomas (Capt.)	G	1972-74
Klaas, Roy	G	1933
Kleinmann, Matt	G	2006-09
Kline, John (Capt.)	F, G	1939-41

LETTERWINNERS

Knight, Danny (Capt.) . . . C 1973-75
 Knight, Kelly (Capt.) . . . F, C 1980, 82-84
 Knight, Mark G, F 1981
 Knoles, James F 1918
 Koenigs, Kenneth (Capt.) . . . C 1975-78
 Konek, Jeffrey G 1981

-L-

LaFrentz, Raef (Capt.) . . . F 1995-98
 Langford, Keith (Capt.) . . . G 2002-05
 Larson, Harold G 1910-11
 Larson, Louis G 1908
 Laslett, Howard (Capt.) . . . G 1917, 19
 Lattin, Leo G 1926-27
 Lawrence, Chester (Capt.) . . . G 1968-70
 Lawson, Detric F 2019
 Lawson, K.J. G 2019
 Lee, Michael (Capt.) G 2002-05
 Lewis, Delvin (Capt.) G 1964-66
 Lienhard, William (Capt.) . . . G 1950-52
Lightfoot, Mitch F 2017-present
 Lindquist, William F 1944
 Lindsay, Merv G 2012
 Lindsey, Adrian G 1917
 Linville, Aubrey G 1950
 Little, Mario (Capt.) G 2009-11
 Lochmann, Riney (Capt.) . . . F 1964-66
 Lockley, Robert F 1956
 Lonborg, Arthur (Capt.) . . . G 1918-20
 London, Marlon G 1999-2000
 Loneski, Ronald G 1957-59
 Long, Verne F 1909-11
 Lopes, Albert G, F 1965-66
 Lovellette, Clyde (Capt.) . . . C 1950-52
 Loving, Wayne G 1964
 Luinstra, Garrett G 2019
 Lutton, Dave F 1937
 Lucas, Landen F 2014-17
 Lytle, Harold G 1916-17

-M-

Mabry, Guy F 1948-50
 Maddox, Mike (Capt.) . . . F 1988-91
 Magley, David (Capt.) . . . F 1979-82
 Malott, Robert F 1944
 Mandeville, Frank G 1918
 Maney, Robert G 1927-29
 Manning, Danny (Capt.) . . . F 1985-88
 Manning, Evan G 2013-16
 Markkanen, Pekka C 1990
 Marshall, Archie (Capt.) . . . F 1986, 88
 Marshall, Grover G 1961
 Marshall, Mike G 1984
 Martin, Brian (Capt.) . . . C 1982-84
 Martin, Chris (Capt.) G 1998-99
 Martin, Maurice G 1946, 48-49
 Martindell, Donald G 1909-10
 Mask, Neal F 1970-72
 Mason, Edward G 1919
 Mason III, Frank G 2014-17
 Mathews, Kelsey (Capt.) . . . C 1918-19
 Mathews, Mark F 1970-72
 Matt, John C 1961-63
 Mattox, Marvin F 1988
 McCauley, James G 1904

McCormack, David F 2019-present

McCormick, George G 1929
 McCune, George (Capt.) . . . F 1907-09
 McDonald, Andrew F 1921-23
 McElroy, Harold F 1954
 McGrath, C.B. (Capt.) . . . G 1995-98
 McGuire, Clarence G 1928-29
 McLemore, Ben G 2013
 McSpadden, Harold (Capt.) . . G 1943-44
 Michaelson, Manley F 1904
 Mickelson, Hunter F 2015-16
 Miles, Aaron (Capt.) G 2002-05
 Miller, Howard F 1918-20
 Miller, Milton (Capt.) G 1905-08
 Miller, Ralph (Capt.) F 1939-40, 42
 Miller, Richard G 1942
 Miller, William C 1905-08
 Minor, Lincoln G 1988-89
 Mitchell, Victor C 1981

Moffett, Charles F, C 1944-45
 Mokeski, Paul (Capt.) . . . C 1976-79
 Moody, Christian (Capt.) . . . F 2003-06
 Moore, Charlie G 2009-19
 Morningstar, Brady (Capt.) . . G 2007-11
 Morningstar, Roger F 1974-75
 Morris, Marcus F 2009-11
 Morris, Markieff F 2009-11
 Mosby, James G 1923
 Moss, Isaiah G 2020
 Mykhailiuk, Sviatoslav G 2015-18

-N-

Nash, Aubrey G 1970-72
 Nash, Bryant (Capt.) F 2001-04
 Nash, David G 1968-69
 Nash, Malcolm (Capt.) F 1990-92
 Natsus, Timothy G 1969
 Neal, Douglas G 1978-81
 Nees, Charles G 1938-39
 Nelson, Lawrence (Capt.) . . . G 1916-17
 Newland, Carmen F 1927-28
 Newman, Malik G 2018
 Newton, Milt (Capt.) F 1985, 87-89
 Niang, Moulaye F 2003-06
 Nicholson, Eldon G 1953
 Noble, Raymond (Capt.) . . . G, F 1935-37
 Nobles, Herbert F 1976-77
 Nooner, Terry (Capt.) G 1997-2000
 Normore, Clint G 1988
 Novosel, Scott (Capt.) G 1995

-O-

O'Leary, Theodore (Capt.) . . . F 1930-32
 Olson, Brett G 2003-04
 Olson, Herbert C 1920-21
 Ostertag, Greg (Capt.) C 1992-95
 Oubre Jr., Kelly G 2015
 Owen, Kirk G 1938
 Owens, Frederick (Capt.) . . . G, F 1899-1902
 Oyler, Robert G 1934-35

-P-

Padgett, David C 2004
 Padgett, Gary F 1954-55
 Page, Leland (Capt.) G 1930-32
 Parker, John (Capt.) G 1955-57
 Patterson, Harold F 1953-54
 Pattinson, Darwin G 1916
 Pauley, Eric (Capt.) C 1992-93
 Peacock, Charles G 1982
 Peard, Roger G 1908
 Pearson, Sean (Capt.) G, F 1993-96
 Peck, Owen C, G 1945-47
 Pellock, Mark F 1985, 87
 Penny, Charles F 1947-49
 Petersen, Albert C 1925-27
 Petersen, Gene G 1946, 49-50
 Piatt, William G 1904
 Pierce, Paul F 1996-98
 Piper, Chris (Capt.) F 1985-88
 Plumley, Francis F 1929
 Pollard, Josh G 2015
 Pollard, Scot (Capt.) C 1994-97
 Pooler, Arthur G 1902-04
 Pralle, Ferdinand (Capt.) . . . G 1936-38
 Priest, Richard G 1904
 Pritchard, Kevin (Capt.) . . . G 1987-90
 Proud, Nick C 1994
 Proudfit, Herbert F 1926
 Pugh, Thomas "T.J." (Capt.) . . F 1996-99

-R-

Ramsey, Floyd G 1929-31
 Randall, Mark (Capt.) C, F 1987, 89-91
 Ransom, Steve F 1996-97
 Rayford, Calvin (Capt.) G 1993-94, 96
 Reber, John G 1916
 Reed, Tyrel (Capt.) G 2008-11
 Reich, Gilbert G 1953
 Reid, Bruce F, C 1938
 Releford, Travis G 2009-13
 Renko, Steve F 1964

Replogle, Max G 1939
 Reynolds, Gordon (Capt.) . . . G 1945
 Rice, Carl G 1918
 Richey, Patrick (Capt.) F 1991-94
 Roberts, Jay F 1962-63
 Roberts, Niko G 2011-14
 Robertson, Ryan (Capt.) G 1996-99
 Robinson, Russell (Capt.) . . . G 2005-08
 Robinson, Thomas (Capt.) . . . F 2010-12
 Robisch, David F 1969-71
 Rody, George (Capt.) F 1920-22
 Rogers, Marshall G 1973
 Rogers, Paul (Capt.) F 1935-37
 Ross, Ricky G 1980
 Rouse, Carl G 1909
 Royal, Claude G 1899
 Ruggles, Richard G 1964
 Rupp, Adolph C, G 1921-23
 Rush, Brandon G 2006-08
 Russell, Pierre (Capt.) F 1969-71
 Russell, Rusel G 1899

-S-

Samuel, Nino F 1973
 Sanders, Bradford (Capt.) . . . G 1976-79
 Sands, Jack C 1939-40
 Sanneman, Norman C 1941
 Sapp, William (Capt.) G 1947-49
 Schaake, Elmer G 1932-33
 Schaake, William G 1951
 Schichtle, David (Capt.) G 1963-65
 Schmidt, Harold (Capt.) F 1925-27
 Schmidt, Sylvester (Capt.) . . . F 1937-38
 Schnellbacher, Otto (Capt.) . . F 1943, 46-48
 Scott, Kirk G 1945
 Scott, Richard (Capt.) F 1991-94
 Selby, Josh G 2011
 Selden Jr., Wayne G 2014-16
 Self, Tyler G 2013-17
 Shaffer, Wilmer F 1934-36
 Shelton, Rueben G 1974-77
 Sherwood, Homer C 1944
 Short, John F 1943
 Siler, Charles F, C 1905-07
 Simien, Wayne (Capt.) F 2002-05
 Sloan, Bruce (Capt.) G 1967-69
 Smith, Cecil G 1906
 Smith, Chester (Capt.) G 1901-02
 Smith, Dean F 1952-53
 Smith, Lester G 1912-13
 Smith, Lynwood G 1949-50
 Smith, Tommie F 1973-75
 Smith, Verni G 1910
 Snow, Mark C 1980
 Soltenberger, Marvin G 1941-42
 Sorensen, Ephraim F 1915
 Sosinski, James F 2018
 Sparks, Loye F 1962-63
 Sproull, Ralph (Capt.) F 1913-15
 Squires, LaVannes G 1953-54
 Stallcup, John "Mac" (Capt.) . . F, C 1978-80
 Stallworth, Isaac "Bud" (Capt.) . F 1970-72
 Staplin, George G 1921
 Stewart, Rodrick (Capt.) G 2006-08
 Stramel, Gilbert F 1946-48
 Stratton, Daniel G 1924
 Stucker, Gordon G 1944
 Stuckey, George F 1911-12
 Sullivan, Nelson F 1938
 Summers, Mark (Capt.) F 1981-83
 Suttle, Richard F 1973-75
 Sutton, Walter G 1899
 Sutton, William (Capt.) G 1899

-T-

Taylor, Tyshawn (Capt.) G 2009-12
 Taynor, David (Capt.) G 1972-74
Teahan, Chris G 2018-present
 Teahan, Conner G 2008-12
 Tharpe, Naadir G 2012-14
 Thomas, Billy (Capt.) G 1995-98
 Thomas, Quintrell F 2009
 Thomas, Richard G 1967-68
 Thompson, Calvin F 1983-86

Thompson, Gary F 1957-59
 Thompson, George F 1981
 Thomson, Russell (Capt.) G 1928-30
 Toft, James G 1956
 Tolan, John G 1902
 Traylor, Jamari F 2013-16
 Tunstall, Sean G 1991
 Turgeon, Mark (Capt.) G 1984-87
 Turner, Paul F 1942-43
 Turner, Robert G 1944

-U-

Uhrlaub, Ernst (Capt.) F, G 1917, 20-21
 Uhrlaub, Rudolf (Capt.) G, F 1916-18
 Ulrich, Hubert G 1942
 Unseld, George C 1963-64
 Urie, Raymond G 1933

-V-

Valentine, Darnell (Capt.) . . . G 1978-81
 Vance, Robert G 1962-64
 Van der Vries, Edward F 1910, 14
 Vanek, Ernest G 1932, 34
 Vang, Tucker G 2017
 Vanoy, Vernon C 1967-68
 Vaughn, Jacque (Capt.) G 1994-97
 Vick, Lagerald G 2016-19
 Vinson, Stephen (Capt.) G 2003-06
 Von Moore, Donnie F, C 1975, 77-78
 Voran, Bruce C, G 1939-40

-W-

Wagner, Kirk (Capt.) F 1990-91
 Walker, Charles G, C 1941-42
 Walters, Rex (Capt.) G 1992-93
 Watson, Raymond F 1910
 Waugh, Jerry (Capt.) C 1948-51
 Weaver, Arthur C 1913-15
 Weichbrodt, Blake (Capt.) . . . G 1993-94
 Weidlein, William G 1914
 Weidner, Carl G 1937
 Welch, Mark G 1981
 Wellhausen, Al C 1935, 37
 Wells, Dean G, F 1950-51
 Wells, Dick (Capt.) F, C 1933-35
 Wesley, Justin F 2012-14
 Wesley, Walter C 1964-66
 West, Freeman (Capt.) F 1989-90
 Whatley, Thomas "T.J." G 1993-96
 White III, Andrew G 2013-14
 White, Jo Jo (Capt.) G 1966-69
 Wienecke, Edwin G 1938
 Wiggins, Andrew G 2014
 Wilkes, Omar G 2004
 Wilkin, William F, G 1923, 25
 Williams, B.J. (Capt.) F 1994-97
 Williams, Edgar F 1945
 Wilson, Ivan G 1917
 Wilson, Robert G 1966
 Winnagle, Roscoe G, F 1905-06
 Witherspoon, Brad G 2007-08
 Withey, Jeff C 2010-13
 Woestemeyer, Armin (Capt.) . . F 1921-22
 Wohler, Paul G 1907-08
 Wolfe, Jack G 1954
 Woodberry, Steve (Capt.) G 1991-94
 Woodward, Earl (Capt.) G 1907-10
 Woodward, George G 1917
 Woodward, Pete G 1962
 Worrel, Richard F 1981
 Wright, Julian F 2006-07
 Wulff, John (Capt.) C 1921-22

-Y-

Yahn, William (Capt.) G 1899
 Yarnevich, George F 1967
 Young, Kevin G 2016-18
 Young, Clay F 2012-13

-Z-

Zerbe, Chris C, F 2001-02
 Zuber, Harold C, F 1925-26

2020-21 KANSAS BASKETBALL JERSEY NUMBERS

0
Marcus Garrett 2018-present
 Frank Mason III 2014-17
 Thomas Robinson 2010-12
 *Drew Gooden 2000-02

00
 Darrell Arthur 2007-08
 Greg Ostertag 1992-95
 Wilmore Fowler 1978-79
 (Wore No. 10 in 1978)
 Hasan Houston 1976-78
 Norm Cook 1974-76
 Jim Husser 1958-59
 (Wore No. 5 in 1958)

1
 Devon Dotson 2020
 (Wore No. 11 in 2018-19)
 Dedic Lawson 2019
 Wayne Selden Jr. 2014-16
 Xavier Henry 2010
 Jeff Hawkins 2003-06
 Mario Kinsey 2001

2
Christian Braun 2020-present
 Charlie Moore 2019
 Cliff Alexander 2015
 Anri Adams 2013
 Conner Teahan 2008-12
 Alex Galindo 2005
 Omar Wilkes 2004
 Lewis Harrison 2001-02
 (Wore No. 30 in 2001)

3
 Sam Cunliffe 2018
 Andrew White III 2013-14
 Russell Robinson 2005-08
 Brett Olson 2003-04
 Brett Ballard 2001-02
 Lester Earl 1998-2000
 Terry Brown 1990-91
 Clint Johnson 1975-78
 Dee Ketchum 1959-61
 Jerry Alberts 1953-54
 John Buescher 1941-43

4
 Isaiah Moss 2020
 Devonte' Graham 2015-18
 Justin Wesley 2011-14
 *Sherron Collins 2007-10
 *Nick Collison 2000-03
 Ryan Robertson 1996-99
 Larry Davenport 1952-55
 Max Kissell 1942-43

5
 Elijah Elliott 2020
 Quentin Grimes 2019
 Evan Manning 2013-16
 (Wore No. 10 in 2013)
 Jeff Withey 2010-13
 Rodrick Stewart 2006-08
 Keith Langford 2002-05
 Terry Nooner 1997-2000
 Scott Novosel 1995
 Charlie Hoag 1951-52
 Guy Mabry 1948-50
 *Howard Engleman 1939-41

6
 LaVannes Squires 1953-54
 Jerry Waugh 1948-51

7
 Bill Brainard 1954-56
 Claude Houchin 1947-50

8
 Maurice King 1955-57
 Bill Sapp 1947-49
 *Charlie T. Black 1922-24

9
 Bob Kenney 1950-52

10
Jalen Wilson 2020-present
 Sviatoslav Mykhailiuk 2015-18
 Naadir Tharpe 2013-14
 (Wore No. 1 in 2012-13)
 Tyshawn Taylor 2010-12
 (Wore No. 15 in 2009)
 Brennan Bechard 2009
 (Wore No. 11 in 2007-08)
 Jeremy Case 2004-08
 *Kirk Hinrich 2000-03
 Calvin Rayford 1993-96
 Scooter Barry 1986-89
 Phil Harmon 1967-69
 John Anderson 1953-55
 *Charlie B. Black 1942-43, 46-47
 George Gear 1946

11
 Josh Jackson 2017
 Bill Lienhard 1950-52
 Aaron Miles 2002-05
 Lincoln Minor 1988-89
 Otto Schnellbacher 1946-48
 Quintrell Thomas 2009
 Mark Turgeon 1984-87
 *Jacque Vaughn 1994-97
 Royce Woolridge 2010

12
Chris Teahan 2018-present
 Tucker Vang 2017
 Kelly Oubre Jr. 2015
 Brady Morningstar 2007-11
 John Crider 1999-2000
 Billy Thomas 1995-98
 Patrick Richey 1991-94
 Chris Barnhouse 1975-77
 Gene Elstun 1955-57
 *Paul Endacott 1921-23

13
Tristan Enaruna 2020-present
 K.J. Lawson 2019
 Cheick Diallo 2016
 C.J. Henry 2010
 Jeff Boschee 1999-2002
 Carl Henry 1983-84
 John Douglas 1977-78
 *Walt Wesley 1964-66
 *Wilt Chamberlain 1957-58
 (Wore No. 12 at home)
 Dallas Dobbs 1954-56
 Ralph Miller 1939-42

14
 Malik Newman 2018
 Brannen Greene 2014-16
 T.J. Whatley 1993-96
 (Wore No. 11 in 1992-93)
 Kevin Pritchard 1987-90
 *Darnell Valentine 1978-81
 Tommie Smith 1973-75
 Jim Dumas 1961-63
 Jim Hoffman 1958-60
 Dean Kelley 1951-53
 Charles Penny 1947-49

15
 Carlton Bragg Jr. 2016-17
 Christian Garrett 2014-15
 (Wore No. 21 in 2012-13)
 Elijah Johnson 2010-13
 *Mario Chalmers 2006-08
 J.R. Giddens 2004-05
 Kerry Boagni 1983
 Ricky Ross 1980
 *Bud Stallworth 1970-72
 *Jo Jo White 1966-69
 Kerry Bolton 1963-65
 Butch Ellison 1960-61
 *Ray Evans 1942-43, 46-67
 Adolph Rupp 1921-23

16
 *Clyde Lovellette 1950-52

17
 Bill Houglard 1950-52

18
 Ronald Johnston 1955-57

19
 Maurice Martin 1946, 48-49
 Bob Fitzpatrick 1942-43

20
Michael Jankovich 2020-present
 Garrett Luinstra 2019
 Tyler Self 2017
 (Wore No. 11 from 2013-16)
 Niko Roberts 2011-14
 Stephen Vinson 2003-06
 Kenny Gregory 1998-2001
 Steve Woodberry 1991-94
 Rick Calloway 1990
 Jeff Dishman 1982-83
 Dale Haase 1972-73
 Greg Douglas 1968, 71
 Buddy Vance 1962-64
 Bob Hickman 1958-60
 John Keller 1951-52

21
 Clay Young 2016-18
 Joel Embiid 2014
 Markieff Morris 2009-11
 Nick Bahe 2004-05
 Nick Bradford 1997-2000
 Sean Pearson 1993-96
 Doug Elstun 1991
 Milt Newton 1985, 87-89
 Eddie Dater 1956-57
 Bill Heitholt 1952-54

22
 Silvio De Sousa 2018-20
 Dwight Coleby Jr. 2017
 Josh Pollard 2015
 Andrew Wiggins 2014
 Merv Lindsay 2012
 Marcus Morris 2009-11
 Jeff Carey 1999-2002
 B.J. Williams 1994-97
 Cedric Hunter 1984-87
 Mark Ewing 1982-83
 Donnie Von Moore 1975, 77-78
 Jerry House 1971-72
 David Schichtle 1963-65
 Jerry Gardner 1960-62
 Bob Billings 1957-59
 John Parker 1955-57
 Dean Smith 1952-53

23
 Chris Huey 2015
 Conner Frankamp 2014
 Ben McLemore 2013
 Mario Little 2009-11
 Micah Downs 2006
 *Wayne Simien 2002-05
 Jelani Janisse 1998-99
 Rex Walters 1992-93
 Archie Marshall 1986, 88
 Mark Summers 1981-83

24
 Sasha Kaun 2005-08
 Marlon London 1999-2000
 C.B. McGrath 1995-98
 Alonzo Jamison 1990-92
 Chris Piper 1985-88
 Kelly Knight 1980, 82-84
 Ken Koenigs 1975-78
 Fred Bosilevac Jr. 1970-72
 Al Correll 1960-61, 63-64
 John Cleland 1955-58
 Al Kelley 1951-53
 George Dick 1942-44
 Travis Releford 2009-13
 Loye Sparks 1962-63
 Lagerald Vick 2019
 (Wore No. 2 in 2016-18)

25
 Tarik Black 2014
 *B.H. Born 1952-54
 Nolen Ellison 1961-63
 Harold England 1947-50
 Lewis Johnson 1955-57
 Jordan Jueneemann 2012
 (Wore No. 40 in 2009-11)
 Michael Lee 2002-05
 Del Lewis 1964-66
 *Danny Manning 1985-88
 Aubrey Nash 1970-72
 *Brandon Rush 2006-08
 Rich Thomas 1967-68

26
 Dave Dennis 1949

27
 Jack Wolfe 1954

29
 Lee Green 1955-57

30
Ochai Agbaji 2019-present
 Greg Drelling 1984-86
 Adonis Jordan 1990-93
 Lynn Kindred 1957-59
 Chris Martin 1998-99
 Roger Morningstar 1974-75
 Gary Padgett 1954-55
 Julian Wright 2006-07

31
 Jim Gough 1964-65
 Harry Jett 1956-57
 Al Lopes 1965-66
 (Wore No. 20 in 1965)
 Booty Neal 1978-81
 Scot Pollard 1994-97
 Bruce Sloan 1967-69
 Jamari Taylor 2012-16

32
 Tyrone Appleton 2009
 *Bill Bridges 1959-61
 Lee Flachsbarth 1962
 Darrin Hancock 1993
 Darnell Jackson 2005-08
 Ashante Johnson 1999-2000
 Riney Lochmann 1964-66
 Mike Maddox 1988-91
 Neal Mask 1970-72
 Herb Nobles 1976-77
 T.J. Pugh 1996-99
 Josh Selby 2011
 Vernon Vanoy 1967-68

33
 Howard Arndt 1967-69
 Luke Axtell 2000-01
 Tad Boyle 1982-85
 David Brill 1963-65
 C.J. Giles 2005-06
 Jeff Guedner 1987-90
 Greg Gurley 1992-95
 Ron Loneski 1957-59
 Landen Lucas 2013-17
 Mark Mathews 1970-72
David McCormack 2019-present
 Bryant Nash 2003-04
 (Wore No. 15 in 2001-02)
 Rick Suttle 1973-75

34
 Perry Ellis 2013-16
 Tony Guy 1979-82
 Christian Moody 2003-06
 *Paul Pierce 1996-98
 Richard Scott 1991-94
 Freeman West 1989-90
 Chris Zerbe 2001-02

35
 Udoka Azubuike 2017-20
 Rodger Bohnenstiehl 1966-68
 Bob Frederick 1960-62
 Jerod Haase 1995-97
 Monte Johnson 1957-59
 David Magley 1979-82
 Calvin Thompson 1983-86

37
 Eldon Nicholson 1953

38
 Walter Beck 1951

40
 John Crawford 1978-81
 Dale Greenlee 1973-75
 *Dave Robisch 1969-71
 George Unseld 1963-64
 Brad Witherspoon 2007-08
 Kevin Young 2012-13

41
 Chase Buford 2009-10
 (Wore No. 22 in 2008)

42
 Harry Gibson 1962-64
 Jeff Graves 2003-04
 Hunter Mickelson 2015-16
 Mark Randall 1987, 89-91
 Gary Thompson 1957-59

43
 Brad Kampschroeder 1989
 Macolm Nash 1990-92

44
 Eric Chenowith 1998-2001
 Alan Donaghue 1958-60
 Ron Kellogg 1983-86
Mitch Lightfoot 2017-present
 Pekka Markkanen 1990
 John Matt 1961-63
 Paul Mokeski 1976-79
 David Padgett 2004
 Steve Renko 1964
 Pierre Russell 1969-71

45
 *Cole Aldrich 2008-10
 Bob Kivisto 1970-71
 Tom Kivisto 1972-74
 *Raef LaFrentz 1995-98

50
 Todd Kappelmann 2001-02

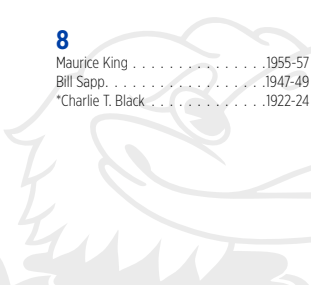
51
 Eric Pauley 1992-93

52
 Sean Alvarado 1987, 89
 Danny Knight 1973-75

54
 Art Housey 1980-81
 Matt Kleinmann 2005-09

55
 Roger Brown 1969-71
 Fred Chana 1964-66
 Wayne Hightower 1960-61
 Moulaye Niang 2003-05
 Jay Roberts 1962-63
 James Sosinski 2018

*Denotes that player's jersey (not the number) has been retired by KU.



2020-21 KANSAS BASKETBALL

NAISMITH BASKETBALL HALL OF FAME

135

The University of Kansas proudly boasts its rich basketball history as 19 former Jayhawk basketball student-athletes and coaches - 18 men (one two times) and one woman - have been enshrined in the Naismith Memorial Basketball Hall of Fame, located in Springfield, Massachusetts. The latest Kansas addition is Bill Self, who was inducted in 2017. KU women's great Lynette Woodard was enshrined in 2004. Overall, Kansas has seen its coaches and players named to the Hall of Fame 20 times, the most of any Division I school. The Hall of Fame is named in honor of the game's inventor and first KU head coach, Dr. James Naismith.

DR. JAMES NAISMITH

As physical education instructor at Springfield College in 1891, Naismith invented the game of basketball placing peach baskets above the players' heads for goals. From this beginning, basketball evolved into today's game.

His innovations in sports did not stop with basketball. As a football player at Springfield under Amos Alonzo Stagg, Naismith, because of bruised ears from rough play, took a football, cut it lengthwise and placed it over his head to protect his ears. Thus, the first football helmet was invented.

Naismith, who compiled a 55-60 record as the Jayhawks' first coach, joined the KU faculty in 1898 and later became the director of physical education. He retired from active teaching in 1937 and died in 1939 at the age of 78.

The National Basketball Hall of Fame, located in Springfield, Massachusetts, is named for him. He was elected to the Hall of Fame in 1959. He is buried in Lawrence, Kansas, in Lawrence Memorial Park Cemetery.

DR. F.C. "PHOG" ALLEN

The winningest coach in Kansas basketball history, Allen compiled a record of 590-219 in 39 seasons as the Jayhawk head coach. All totaled, Allen won 746 games. The mark still ranks as the 14th highest in mens college basketball history.

As a student at KU (Allen earned three letters in basketball from 1905-07), Allen's

coach was Dr. James Naismith. When Allen was first thinking about making a career of coaching he talked with Naismith and was told, "You don't coach basketball, Forrest; you play it."

Allen began his coaching career in 1907 as Kansas' head coach for the 1907-08 and 1908-09 seasons. During that same period, he also coached at Baker University and at Haskell Institute in Lawrence in 1908-09. He dropped out of coaching for four years and returned in 1912 as coach of all sports at Central Missouri State. In seven years at CMSU, his teams won seven championships and their combined record was 102-7.

Allen became KU's athletics director in 1919 as well as football and basketball coach. He was instrumental in the establishment of the Kansas Relays in 1923, but basketball was his passion. His KU teams won 24 conference titles and one NCAA title in 1952. The 1922 and 1923 teams awarded Helms Foundation National crowns. His 1940 and 1953 teams won NCAA western regionals. In addition, Allen coached 14 All-Americans.

Allen was a driving force behind the addition of basketball in the Olympic Games and was later an assistant coach on the 1952 Olympic team. He was behind the efforts of the implementation of the NCAA Tournament, played for the first time in 1939. Allen was one of the founders of the National Basketball Coaches Association and served as its first president. He was National Coach of the Year in 1950 and a charter member of the Helms Foundation Basketball



ALLEN

Hall of Fame. Allen was elected to the Naismith Basketball Hall of Fame in 1959.

Allen Fieldhouse, named for him, first opened March 1, 1955, and is still the home court for KU basketball. Allen died on September 16, 1974, at the age of 88 and is buried in Lawrence Oak Hill Cemetery.

E.C. QUIGLEY

Quigley was best known as a referee and official, but he was also a player, coach and administrator.

He served as athletics director at KU from 1944-50. In six years, he succeeded in retiring a \$113,000 debt owed on Memorial Stadium. He hired George Sauer and J.V. Sikes as football coaches, brought in Bill Easton as track coach and hired Dick Harp to be Phog Allen's assistant coach.

A four-sport letterman, Quigley played football at KU in 1900 and 1901, and went on to coach football at Central Missouri State and St. Mary's College.

After suffering a broken hand in professional baseball, he turned to officiating sports. Quigley estimated he officiated 400 football games, 5,400 Major League Baseball games and 1,500 basketball contests in 40 years, including three Rose Bowls and six World Series. He spent 23 years in the National League as an umpire, supervisor of umpires and public relations director. He also worked several NCAA Tournaments and the 1936 Olympic basketball finals.

He was elected to the Hall in 1961.

JOHN BUNN

Bunn came to Kansas in 1917 as a three-sport athlete, earning four letters in football and three each in basketball and baseball. Upon graduation, he went on to coach basketball for 42 years at Stanford, Springfield (Massachusetts) College and Northern Colorado. He accumulated 321 wins and three Pacific Coast titles (1936-37-38).

A graduate of Humboldt (Kansas) High School, Bunn became the first athlete ever to earn 10 varsity letters from Kansas. After he

retired as a coach, he was a member of the NCAA rules committee and served as the national rules editor and interpreter for nine seasons (1959-67). He served as chairman of the Hall of Fame committee of the NABC from 1949-61, and the first Executive Director of the Basketball Federation in 1965.

Bunn was the freshman football, basketball and baseball coach at Kansas from 1924-27. He was elected to the Hall of Fame in 1964.

ADOLPH RUPP

Known as the "Baron of Basketball," Rupp was a member of the 1922 and 1923 teams which won Helms Foundation National Championships under Phog Allen.

Rupp went on to coach at Kentucky for 41 seasons and compiled a record of 876-190, surpassing his former coach Phog Allen as the winningest college coach of all time (a record since broken by Kansas graduate Dean Smith and six others).

As coach of UK, Rupp guided his teams to 27 Southeastern Conference titles, a NIT crown and four NCAA Championships. Under Rupp, 31 players went on to professional careers and 25 earned All-America status.

He was named National Coach of the Year four times and SEC Coach of the Year seven times. He served as co-coach of the 1948 Olympic team and was an Olympic goodwill ambassador to the 1968 games in Mexico City.

He was elected to the Hall of Fame in 1959.


PAUL ENDACOTT

Endacott lettered in basketball at Kansas from 1921-23 and was captain of the 1923 squad which captured a conference title and finished the season with a 17-1 record. The 1922 and 1923 teams were later recognized by the Helms Foundation as national champions for those years.

Kansas coaching legend Phog Allen called Endacott, "The greatest player I have ever coached."

Endacott was awarded all-conference honors in 1921-22-23 (the first triple all-conference selection in KU history), and was named The Helms Foundation National Player of the Year in 1923.

He was elected to the Hall in 1971.



NAISMITH

HISTORY

ROCK CHALK JAYHAWK

2020-21 KANSAS BASKETBALL NAISMITH BASKETBALL HALL OF FAME



ENDACOTT

ARTHUR LONBORG

Arthur "Dutch" Lonborg was a three-sport letterwinner at Kansas in football, basketball and baseball. He was a three-time all-conference performer in football (1917-19), twice named all-conference in basketball and was an All-American in basketball in 1919.

After graduating from the KU Law School, Lonborg coached at McPherson College and Washburn before beginning a 23-year career as coach at Northwestern. At Northwestern, he was instrumental in organizing the first NCAA basketball tournament in 1939.

He returned to KU in 1950 as director of athletics, a position he held for 14 years. During his tenure, the Jayhawks won 38 conference titles and four NCAA crowns,

After graduation, Johnson continued to be a force in basketball. He played for Southern Kansas Stage Lines in the AAU, earning All-America honors.

Johnson received the Jim Thorpe Award, given annually to an all-time sports great from Oklahoma.

He was named to the Hall of Fame in 1976.

JOHN MCLENDON

John McLendon was the first African-American college coach elected to the Hall of Fame in 1978. In 2016, McLendon was inducted for the second time being recognized as the first African-American coach in a professional league.

After becoming the first African-American to graduate from KU with a bachelor's degree in physical education in 1936, McLendon turned to coaching. Mentored by Dr. James Naismith, who insisted basketball should be played as a fast break pace, offensively and defensively, McLendon began his 14-year career at North Carolina College in 1938, then later coached at Hampton (Virginia) Institute and Tennessee A&I. While head coach there, his teams won three-consecutive NAIA national titles (1957-59). He also coached at Kentucky State, Cleveland State, the National Industrial League and professionally with Cleveland (ABL) and Denver (ABA). He retired in 1969



CHAMBERLAIN

In his freshmen basketball debut, he scored 42 points as the freshman team defeated the varsity.

Chamberlain's varsity debut was equally impressive as he poured in 52 points and grabbed 31 rebounds against Northwestern. That scoring total still ranks as a Kansas single-game record.

In 1957, Chamberlain led the Jayhawks to a 24-3 record and a spot in the NCAA finals where Kansas was defeated by North Carolina, 54-53 in three overtimes. Despite the loss, Chamberlain was named tournament MOP. He was a two-time All-American and All-Big Eight selection.

Chamberlain was a versatile performer as he also lettered in track. He cleared 6-6 3/4

the regular season race or the postseason tournament 20 out of 27 years.

He coached 32 all-conference players and 26 All-Americans while seeing 51 of his former players go on to play in the professional ranks. More than 20 of his former players are coaches or administrators.

He was elected to the Hall of Fame in 1984.

RALPH MILLER

After 39 years as a college coach, Ralph Miller retired in 1989 as the sixth-winningest coach in NCAA history with a 674-370 record.

At Chanute (Kansas) High School, Miller earned 12 letters in five sports. He was a two-

Jayhawks have been enshrined into the Naismith Hall of Fame **20 times**, more inductees than any other Division I school.

including the 1952 basketball title. Under his guidance, Allen Fieldhouse, Quigley Field (now Hognlund Ballpark) and Memorial Stadium expansion projects were completed.

Lonborg served as the manager of the 1960 Olympic basketball team and spent 13 years as the chairman of the NCAA basketball tournament committee.

He was elected to the Hall in 1972.

WILLIAM C. JOHNSON

The dominant collegiate center of his time, Bill "Skinny" Johnson achieved All-American status in 1933 as he led the Jayhawks to a third-consecutive Big Six Conference title. Johnson, who stood 6-4, was considered a giant in an era when the center jump after each basket was a part of the game.



JOHNSON


with a 25-year college mark of 523-165 (.760).

McLendon served as a State Department basketball specialist to Southeast Asia and a consultant to the Virgin Islands and Bahamas basketball federations. He coached the 1964 NAIA Olympic Trials team and the 1973 USA team at the World Basketball Festival in Peru.

He was honored as the NAIA national coach of the year in 1958, and named coach of the decade by the Central Intercollegiate Athletic Association in 1956.

WILT CHAMBERLAIN

One of the greatest basketball players ever, Wilt Chamberlain quickly made an impact on the Jayhawk basketball program.



MCLENDON

in the high jump to tie for first in the 1958 Big Eight track and field championships.

After leaving school following his junior season for the Harlem Globetrotters, he became the NBA's second-leading all-time scorer (31,419 points), Rookie of the Year in 1960, four-time MVP and 10-time All-NBA performer. He also set the NBA single-game scoring record March 2, 1962, with 100 points against the New York Knicks.

Chamberlain, who passed away on Oct. 12, 1999, was elected to the Hall in 1978.

DEAN SMITH

Smith, the seventh-winningest college basketball coach ever, was a member of the 1952 Kansas team which claimed the NCAA title and a member of the 1953 team which reached the NCAA finals.

A native of Emporia, Kansas, Smith coached North Carolina to the 1982 and 1993 NCAA titles and his 1971 team claimed the NIT crown. He was the coach of the 1976 Olympic squad that won a gold medal. In 36 seasons as the head coach at North Carolina, he compiled an NCAA record 879-254 mark.

He took his North Carolina teams to 23-consecutive NCAA Tournaments, breaking John Wooden's UCLA streak. His Tar Heels played in the Final Four 11 times.

Smith's Tar Heels won 13 Atlantic Coast Conference-championships and won either

sport star at Kansas where he earned three football letters as a starting quarterback and three in basketball playing for Phog Allen. Miller was a starter on KU's 1940 NCAA Tournament runner-up team.

Upon graduating from KU in 1942, Miller served three years in the Air Force before starting his coaching career at Wichita (Kansas) East High School. After three years and a state title, he moved on to coach at Wichita State. He compiled a 220-133 record in 14 years at WSU, then moved on to Iowa, where he had a 95-51 mark in six years. Miller later left for Oregon State, where his 18-year stint produced a 359-186 record.

A two-time national coach of the year, Miller was coach of the year at least twice in each of the three conferences he coached -- Missouri Valley, Big Ten and Pacific 10.

Miller was elected to the Hall in May, 1988. He passed away on May 16, 2001.

CLYDE LOVELLETTE

A two-time All-American center, Clyde Lovellette led Kansas to an 80-63 win over St. John's in the 1952 NCAA championship game, set a then-NCAA Tournament scoring record and earned Most Outstanding Performer honors for his efforts.

Today, he ranks as the fourth all-time leading scorer in KU history with 1,979 career points and as the No. 10 all-time leading



LOVELLETTE & ALLEN

rebounder with 813. In 1952, Lovellette became the only player in NCAA history to lead the nation in scoring (28.4) and be on the NCAA National Championship team.

In addition to his All-America selections, Lovellette was a three-time All-Big Seven center and capped his career by leading the United States to the gold medal in basketball at the 1952 Olympic games in Helsinki, Finland.

Following his career at KU, Lovellette played one year of AAU ball then embarked on a 12-year NBA career with stops in Minneapolis, Cincinnati, St. Louis and Boston. He retired from basketball in 1964.

Lovellette was elected to the Hall in May 1988.

LARRY BROWN

The sixth head coach in Kansas basketball history, Brown maintained Kansas' national prominence while leading his teams to NCAA Tournament appearances in each of his five seasons. Brown accepted the head coaching position with the San Antonio Spurs following the 1987-88 season and spent 23 seasons as a head coach in the NBA.

A 1963 graduate of North Carolina, Brown was an honorable mention All-America guard under former Kansas basketball player Dean Smith. After playing on the 1964 United States gold medal-winning Olympic team, Brown went on to distinguish himself first as a player, then as a coach in the ABA and NBA.

While the head coach at UCLA, Brown led his 1979-80 team to the NCAA title game before falling to Louisville, 59-54. Brown's 1985-86 Kansas team reached the NCAA Final Four, and the 1987-88 Jayhawk squad won the national title, defeating Oklahoma 83-79. He was selected as the 1986 Big Eight Conference Coach of the Year.

He was elected to the Hall of Fame in 2002.

LYNETTE WOODARD

Lynette Woodard was a three-time All-State selection at Wichita North High School. A national high school All-American in 1977, Woodard went on to play at KU from 1978-81.

Woodard was a four-time Kodak All-American and is the leading scorer in the history of women's basketball with 3,649 points.

A four-time All-Big Eight selection, Woodard led the nation in scoring in 1979,

rebounding in 1978 and steals in 1979, 1980 and 1981. Woodard was MVP of the Big Eight Tournament in 1979, 1980 and 1981 and was later named the Big Eight Conference Player of the Decade.

Woodard was a member of the 1980 Olympic Team and co-captained the gold medal-winning Olympic team in 1984. She also earned a gold medal at the World University Games in 1979. Following KU, Woodard played international basketball in Italy during the 1980s. She earned notoriety in 1985 when she became the first female to play for the Harlem Globetrotters. She played two professional seasons in the United States with the WNBA's Cleveland Rockers and Detroit Shock.

She was elected to the Hall of Fame in 2004.

ROY WILLIAMS

In 15 seasons at Kansas, from 1989-2003, Roy Williams led the Jayhawks to a 418-101 record. He won more games in the first 15 years of a coaching career than any coach in Division I history. Williams came to KU after serving 10 seasons at North Carolina, his alma mater, under KU alum Dean Smith.

During Williams' tenure, Kansas made four trips to the NCAA Final Four, including playing for the national championship in 1991 and 2003. He coached four consensus first-team All-Americans, while seeing 10 of his players selected in the first round of the NBA Draft.

Under Williams, the Jayhawks won nine conference titles, and, in 2002, became the first team in the history of the Big 12 to go undefeated in league play (16-0).

A three-time national coach of the year and the recipient of the 2003 John R. Wooden Legends of Coaching Award, Williams returned to North Carolina in the spring of 2003.

Williams was elected to the Hall of Fame in 2007.

ALLEN KELLEY

Allen "Al" Kelley was inducted to the Naismith Basketball Hall of Fame as a member of the 1960 U.S. Olympic Team which won the gold medal in Rome. On the 1960 coaching staff was Dutch Lonborg who was inducted into the Hall of Fame as an individual in 1972. Additionally, KU legendary trainer Dean Nesmith also assisted in Rome.

Kelley participated in five of the U.S.' eight

victories and the 1960 team went on that year to win the gold medal in Rome, Italy, winning every game played by 30 points or more.

Kelley was a three-year letterman at Kansas for head coach Phog Allen from 1952-54 and was a member of the 1952 NCAA National Championship team. He was an All-Big Seven Conference First Team selection in 1953 and 1954.

The 1960 U.S. Olympic Team was inducted to the Hall of Fame in 2010. He passed away in August 2016.

JO JO WHITE

Two-time Kansas men's basketball All-American and seven-time NBA All-Star Jo Jo White was inducted into the Naismith Basketball Hall of Fame in September 2015.

White played at KU from 1966-69. An All-America selection in 1968 and 1969, White was a three-time All-Big Eight Conference honoree and KU's Most Valuable Player for three-straight seasons. The Saint Louis native scored 1,286 career points while at Kansas.

His four years at KU saw the Jayhawks win two Big Eight Championships, three Big Eight Holiday Tournaments, make two NCAA Tournament appearances and finish runner-up in the NIT. He was a member of the 1968 Gold Medal USA Olympic team and played 11 seasons in the NBA.

Drafted by Boston with the ninth overall pick in 1969, White led the Celtics to NBA Championships in 1974 and 1976, where in the latter he was named NBA Finals MVP.

A major impact at the collegiate and professional levels, White's No. 10 was retired by the Celtics in 1982. His Kansas jersey was officially retired on Jan. 27, 2003.

BILL SELF

In his 17 years in Lawrence, Bill Self managed to lift the already prominent Kansas basketball program to new heights, guiding the Jayhawks to a 501-109 record and an incredible 15 Big 12 regular-season championships, including an NCAA record 14-consecutive from 2005-18.

A 1985 graduate of Oklahoma State, Self began his coaching career at his alma mater as an assistant for seven seasons under coaches Leonard Hamilton and Eddie Sutton. His first head coaching job was at Oral Roberts in 1993-94, then Tulsa (1997-98), Illinois (2000-01) and Kansas

NATIONAL COLLEGE BASKETBALL HALL OF FAME

The National College Basketball Hall of Fame opened in 2006 and is located at the College Basketball Experience at the Sprint Center in Kansas City, Missouri.

The following Kansas players/coaches were part of the founding class:

- F.C. "Phog" Allen
- Larry Brown
- Paul Endacott
- William Johnson
- Arthur "Dutch" Lonborg
- Clyde Lovellette
- John McLendon
- Ralph Miller
- Adolph Rupp
- Dean Smith
- Roy Williams

Formally Inducted	Year
Danny Manning	2008
Clyde Lovellette.....	2012

(2003-04-present).

Self was named the eighth coach in Kansas basketball history on April 21, 2003. While at Kansas, he has won a national championship, an NCAA-record 14-straight regular-season Big 12 Conference titles, including 15 overall, and eight league tournament championships.

Self has guided his teams to 22-straight 23-win seasons dating back to 1998-99. He is one of five coaches in NCAA Division I history to have led three different teams - Tulsa, Illinois and Kansas - to the NCAA Elite Eight.

Self was elected to the Hall of Fame in 2017.




SELF

2020-21 KANSAS BASKETBALL RETIRED JERSEYS

The concept of retiring the jerseys of outstanding Jayhawk men's basketball players was initiated prior to the 1991-92 season when banners honoring Clyde Lovellette, Danny Manning, B.H. Born, Charlie B. Black, Paul Endacott, Wilt Chamberlain and Charlie T. Black were unveiled in the south end of Allen Fieldhouse. The original criteria for a retired jersey included KU players named college basketball player of the year, most valuable player of the NCAA Tournament or being named a four-time All-American. The list was expanded in 1997 to include Ray Evans, who holds the distinction of being an All-American in both football and basketball.

The criteria was expanded prior to the 2002-03 season to include consensus first-team All-Americans, two-time first-team All-America selections and Academic All-American of the Year.

In 2006, longtime KU broadcaster Max Falkenstien was added for his 60 years of calling Kansas Athletics.



BILL BRIDGES



MARIO CHALMERS

TUS ACKERMAN 1923-25

The leading scorer in the 1923 Helms Foundation National Championship game, Tus Ackerman was also a 1924 first team All-American.

Ackerman, a member of the Kansas Athletics Hall of Fame, was named to the All-Missouri Valley team in 1924 and 1925.

In his three years with the Jayhawks, he led KU in scoring each year. He captained the 1925 team and produced 10.2 points per game.

Ackerman and the Jayhawks accumulated three conference championships in 1923, 1924 and 1925 and in that period lost only five games overall.

Ackerman's jersey was officially retired on Jan. 15, 2003.

COLE ALDRICH 2008-10

The 2010 Academic All-American of the Year, Aldrich was a three-year letterwinner from 2008-10. The Bloomington, Minnesota, center was a two-time All-America selection, two-time Big 12 Defensive Player of the Year and two-time All-Big 12 First-Team honoree.

Aldrich ended his career No. 3 on the KU career blocked shots list with 253. He also has two of KU's top five single-season blocked shots records – 125 in 2009-10, which is third, and 95 in 2008-09, which is fifth. Aldrich ended his KU career with 1,038 points; his 57.4 career field goal percentage is the sixth-best in KU history.

Aldrich's No. 45 jersey was retired during halftime of the Kansas-West Virginia game on Feb. 17, 2018, when KU hosted ESPN College GameDay.

CHARLIE B. BLACK 1942-43, 46-47

Charlie Black, nicknamed the "Hawk" for his defense, is a four-time All-Big Six player and the only four-time All-American in KU basketball history.

During his first year at KU, Black led the Jayhawks to a share of the Big Six Conference title.

After the 1943 season, Black spent the next two years fighting in World War II.

Black returned to Mt. Oread in 1946 and helped the Jayhawks to a 19-2 record and a return to the NCAA playoffs.

Among the all-time scoring leaders in KU history, Black led the Big Six in scoring in 1946.

Black's jersey was retired during the 1992 season. He died in December 1992 at the age of 71.

CHARLIE T. BLACK 1922-24

Charlie Black, a two-time all-conference and All-American selection, helped the Jayhawks compile a 49-6 record in his three years at KU.

His main asset to the team came in the form of his intense defensive style.

Black contributed to KU's three Missouri Valley Championships and the 1922 and 1923 Helms Foundation National Championships.

After leaving Kansas, Black eventually made his way to the University of Nebraska. He was head coach of the Cornhuskers for six seasons, from 1927-32.

Black's jersey was one of seven Jayhawk jerseys retired during the 1992 season.

B.H. BORN 1952-54

In 1953, Born became the center of attention for the Jayhawks and established himself as one of the nation's best centers. He was named All-American and first-team All-Big Seven.

That same year, Born was selected as the Most Outstanding Performer in the NCAA Tournament, the first player ever to win the award from a non-championship team.

In Born's senior season, he was named to the All-Big Seven Team. He went on to play in the 1954 World Championships.

His jersey was retired on Feb. 15, 1992, in a ceremony honoring the 1952 NCAA title team.

BILL BRIDGES 1959-61

A Hobbs, New Mexico, native, Bill Bridges earned All-American honors in 1961. In three years at Kansas, he earned three selections to the All-Big Eight Conference team.

Bridges grabbed 1,000 rebounds in 78 games and averaged an amazing 13.9 rebounds per game as a center at Kansas from 1959-61. KU's postseason rebounding award bears Bridges' name.

Bridges' jersey was officially retired on Dec. 9, 2004.

MARIO CHALMERS 2006-08

Mario Chalmers was the 2008 Final Four's Most Outstanding Player on Kansas' NCAA National Championship team, but is most widely known for his game-tying 3-pointer in regulation of the title game in KU's 75-68 overtime win against Memphis.

The Anchorage, Alaska, guard was the 2007 co-Big 12 Defensive Player of the Year as a sophomore and an All-Big 12 Second Team selection during his junior year. He appeared on the league's all-conference teams all three seasons he was a Jayhawk, including every Big 12 All-Defensive squad.

Besides his 2008 Final Four MOP honor, he was named to the Big 12 Championship All-Tournament team in 2007 and 2008, the second of which was bestowed on him after he scored a career-high 30 points against Texas in the title game.

Chalmers' jersey No. 15 was retired during halftime of the Kansas-Texas game on Feb. 16, 2013, when KU hosted ESPN College GameDay.

WILT CHAMBERLAIN 1957-58

Wilt Chamberlain's career averages of 29.9 points and 18.9 rebounds per game are easily the best in Jayhawk history and rank among the tops in the NCAA record books.

In his varsity debut, Chamberlain turned in a dominating performance, scoring a career-high 52 points and grabbing 31 rebounds. The 52 points scored by Chamberlain still stands as a KU record.

He was twice named a consensus first-team All-American and All-Big Seven member.

Chamberlain became the third Kansas

player since 1952 to win the NCAA Tournament's Most Outstanding Player award. Chamberlain's average of 30.1 points per game in 1958 is the highest in Kansas history.

He became the first NBA player to ever win the Rookie of the Year and Most Valuable Player awards in the same season. During the 1962 season, Chamberlain recorded his 100-point game.

Chamberlain, who passed away on Oct. 12, 1999, was on hand Jan. 17, 1998 to see his jersey officially retired.

SHERRON COLLINS 2007-10

A consensus First Team All-American, Collins was a four-year letterwinner at Kansas from 2007-10. Collins was the 2010 Lute Olson National Player of the Year by collegeinsider.com following his senior season.

The Chicago guard was the 2010 Big 12 Championship Most Outstanding Player and a two-time All-Big 12 First-Team selection. He was named to the all-conference squad in each of his four seasons at KU.

The 2007-08 Big 12 Sixth Man of the Year, Collins ranks fifth on the KU career scoring list with 1,888 points and 10th in assists with 552. Additionally, Collins is sixth on the KU career 3-point field goals made list with 232.

Collins' jersey was officially retired on Feb. 19, 2018.

NICK COLLISON 2000-03

A four-year standout power forward, Nick Collison is the Jayhawks' second all-time leading scorer, third all-time leading rebounder and second all-time leading shot blocker. He left KU ranked as the leading scorer and rebounder in Big 12 Conference history.

A native of Iowa Falls, Iowa, Collison was named the 2003 NABC National Player of the Year, a consensus first-team All-American in 2003 and the 2003 Big 12 Male Athlete of the Year.

Collison led the Jayhawks to back-to-back Final Fours his junior and senior seasons, including playing for the national championship in 2003. He was a starter on the 2002 team, which became the first squad in the history of the Big 12 Conference to go undefeated in league play (16-0).

Collison was a first-round selection (12th pick overall) of the Seattle SuperSonics in the 2003 NBA Draft.

Collison's jersey was officially retired on Nov. 25, 2003.

PAUL ENDACOTT 1921-23

Paul Endacott, the 1923 National Player of the Year and a member of the Basketball Hall of Fame, led Kansas to a pair of Helms Foundation National Championships in 1922 and 1923. Endacott was a two-time all conference performer and a two-time All-American and in 1923, Kansas posted an unblemished 16-0 Missouri Valley Conference record.

Phog Allen once called him, "the greatest player I have ever coached."

He was inducted into the Naismith Basketball Hall of Fame in Springfield, Massachusetts, on April 20, 1972. Endacott's jersey was retired in a ceremony at halftime of the KU-Nebraska game on Jan. 25, 1992.

HOWARD ENGLEMAN 1939-41

Howard Engleman, the second Jayhawk to receive consensus first-team All-American honors, led KU to two Big Six Conference championships and an appearance in the Final Four.

Engleman led Kansas in scoring in 1939 and 1941. His 16.1 points per game in 1941 was the highest average by a Jayhawk at the time.

He was a 1940 NCAA All-Tournament Team member after leading Kansas to the championship game, and was twice named to the All-Big Six Team.

Engleman replaced Phog Allen as coach for half of the 1947 season when Allen was ordered to bed rest. The team finished with a 16-11 mark.

Engleman's jersey was officially retired on March 1, 2003.

RAY EVANS 1942-43, 46-47

Ray Evans is one of the greatest two-sport athletes in NCAA history and holds the distinctive honor of being named All-American in both football and basketball.

He is a member of the Orange Bowl and College Football Halls of Fame.

After playing two seasons of football and basketball in 1942 and 1943, Evans' career was interrupted by World War II. Evans returned to KU for the 1946 and 1947 seasons.

The Ray Evans trophy honors a member of the current Jayhawk football team whose all-around excellence both on and off the field best exemplify the traits of the former KU star.

Evans was voted into the Kansas All Sports Hall of Fame in 1971.

Evans, a four-time All-Big Six Conference selection in the 1940s, was on hand in Allen Fieldhouse in 1997 to see his jersey retired.

MAX FALKENSTIEN 1946-2006

Kansas basketball and football broadcaster Max Falkenstien worked more than 650 football games and 1,750 men's basketball games for KU from 1946-2006.

A Lawrence native, Falkenstien was part of the radio broadcast for every men's basketball game played in historic Allen Fieldhouse from 1955 until 2006. He began his KU broadcasting career March 18, 1946, when KU played then-Oklahoma A&M in the NCAA Tournament, and it concluded March 17, 2006.

In 2004, Falkenstien was given the prestigious Curt Gowdy Award presented by the Naismith Basketball Hall of Fame. He has also been honored by the College Football Hall of Fame, the KU Hall of Fame and the state of Kansas Hall of Fame. In 2001, *The Sporting News* named Falkenstien "The best college radio personality in the country."

The No. 60, for his years of service to KU, was officially retired on March 1, 2006.

DREW GOODEN 2000-02

Drew Gooden, a 2002 first-team All-American and the Big 12 Player of the Year, helped lead the Jayhawks to their first Final Four since 1993.

He was the runner-up for the 2002 Wooden Award, and he was named NABC Co-National Player of the Year, *ESPN The Magazine* Power Forward of the Year and Basketball America's Player of the Year.

Gooden ranks 12th on KU's all-time scoring list with 1,526 points, fifth in rebounding and third with 44 career double-doubles.

He became just the second player in Kansas history to record at least 1,500 points, 900 rebounds, 100 blocks and 100 steals in a career.

Gooden was drafted as the fourth overall pick in the 2002 NBA Draft by the Memphis Grizzlies.

Gooden's jersey was officially retired on Jan. 18, 2003.

GALE GORDON 1925-27

Gale Gordon was an important factor on the 1927 Jayhawk squad that won the conference championship for the fifth-straight year.

Gordon was part of Kansas' 300th victory in 1925 when the Jayhawks beat Iowa State, 33-11. During his career, KU only failed to win on five occasions.

He was twice named a first-team All-American in 1925 and 1926, and earned All-Missouri Valley Conference honors in 1926 and 1927. Gordon's three-year efforts were rewarded when he was named to the Kansas Athletics Hall of Fame.

Gordon's jersey was officially retired on Jan. 15, 2003.

KIRK HINRICH 2000-03

A native of Sioux City, Iowa, Hinrich guided KU to back-to-back Final Fours in 2002 and 2003. The 2002 KU team is still the only team to go undefeated (16-0) in the history of the Big 12 Conference.

In 2003, KU won its second-straight league regular-season title. Hinrich ranks 10th on the Kansas career scoring list with 1,753 points. His 668 assists are fourth on the school list and his 206 steals are sixth.

In 2003, Hinrich was selected to the

Wooden All-American team and was a third-team Associated Press All-American. Also his senior season, he was on the Final Four All-Tournament Team and was the NCAA West Regional Most Outstanding Player.

Hinrich was named All-Big 12 First Team both his junior and senior seasons. He was the seventh overall selection in the 2003 NBA Draft by the Chicago Bulls. Additionally, he was a member of Team USA in the 2006 World Championships.

Hinrich had his jersey No. 10 retired on March 1, 2009.

RAEF LAFRENTZ 1995-98

Raef LaFrentz, a two-time consensus first-team All-American and Big 12 Player of the Year, is also the third-leading scorer in Kansas history.

LaFrentz is one of three players in KU history to score 2,000 points, and his 1,186 career rebounds placed him second all-time for the Jayhawks.

Ranked among the top 10 in Jayhawk history for career field goals, field goal attempts, free throws, free throw attempts, field goal percentage and blocked shots, LaFrentz is the Kansas leader for career double-doubles at 56.

He played an integral part in helping KU win 35 games during the 1997-98 season.

LaFrentz was the third pick in the 1998 draft by the Denver Nuggets.

LaFrentz's jersey was officially retired on Feb. 16, 2003.

CLYDE LOVELLETTE 1950-52

A native of Terre Haute, Indiana, Lovellette became the fourth Jayhawk to be named a consensus first-team All-American, and was also named All-Big Seven in 1951 and 1952.

In 1952, he led the Jayhawks to their first



WAYNE SIMIEN

2020-21 KANSAS BASKETBALL RETIRED JERSEYS



NCAA crown. Lovellette became the only player to ever lead the nation in scoring and win the NCAA title in the same year.

In 1952, Lovellette and six Jayhawk teammates helped lead the United States to the gold medal at the Olympics in Helsinki, Finland. KU's Phog Allen was an assistant coach on the team.

Lovellette was elected to the Naismith Basketball Hall of Fame in May 1988 and inducted into the College Basketball Hall of Fame in 2012. His jersey was retired in a ceremony honoring the 1952 NCAA title team on Feb. 15, 1992.

DANNY MANNING 1985-88

College basketball's 1988 Consensus Player of the Year, Danny Manning ended his brilliant collegiate career by leading the Jayhawks to the 1988 NCAA title.

He was named the Big Eight Newcomer of the Year and was second-team All-Big Eight in 1985.

Manning was a three-time Big Eight Player of the Year, two-time All-American and a winner of the Naismith and Wooden Awards.

Manning re-wrote the KU record books, becoming the all-time leading scorer and rebounder in Kansas history. He also owns the record for most points scored in a single season with 942 points his senior year.

He became the fourth Jayhawk to earn the NCAA Tournament's Most Outstanding Player award.

His KU jersey was retired on Dec. 1, 1992. Manning was inducted into the College Basketball Hall of Fame on Nov. 23, 2008.

MARCUS MORRIS 2009-11

In 2011, his junior season, Morris was a Consensus All-America second-team selection Big 12 Player of the Year as well as an All-Big 12 first-team honoree.

In three seasons at Kansas, Morris started 91 of 109 games played and averaged 12.6 points and 6.2 rebounds per game. He was a two-time all-conference performer and a member of the Big 12 All-Rookie team his freshman season in 2008-09. Morris helped KU win three Big 12 regular-season titles, two Big 12 Tournaments and was 52-1 in games played in Allen Fieldhouse, including back-to-back 18-0 records in 2008-09 and 2009-10.

Morris' 1,371 career points rank No. 29 on the KU career scoring list, and his 676 rebounds tie him for 19th with Paul Pierce (1996-98). He led KU in scoring in 2010-11 and his 654 points that season rank No. 15 on the KU single-season list.

Morris had his jersey retired on Feb. 17, 2020.

AL PETERSON 1925-27

A Kansas City, Kansas, native, Al Peterson garnered two first-team All-American selections during his Kansas career.

Peterson was a three-time All-Missouri Valley Conference member and helped lead the Jayhawks to three-straight conference crowns.

He saw the Jayhawks go three seasons with only five losses, achieve their 300th victory and win the conference championship for five-straight years.

Peterson led Kansas in scoring in back-to-back seasons and averaged 10.3 points his final year.

He is a member of the Kansas Athletics Hall of Fame.

Peterson's jersey was retired on Jan. 15, 2003.

PAUL PIERCE 1996-98

In three years at Kansas, Paul Pierce accumulated numerous honors and records. A 1998 consensus first-team All-American, Pierce was also a first-team All-Big 12 member.

He was a 1998 John Wooden Award finalist and a back-to-back Big 12 Tournament MVP.

Pierce is the seventh all-time leading scorer for KU and one of just seven players to score more than 700 points in a season.

He ranks among KU's leaders in free throws made, free throw attempts, rebounding and steals after just three years at KU.

Pierce was the 10th overall draft pick in 1998 by the Boston Celtics.

Pierce's jersey was officially retired on Jan. 25, 2003.

FRED PRALLE 1936-38

Kansas' first consensus All-American, Fred Pralle accumulated three Big Six Conference championships for KU in 1936, 1937 and 1938.

He was named to the All-Big Six Team three times. Pralle led the Jayhawks in scoring in back-to-back years with 10.9 points per game his final year.

Pralle captained the 1938 Kansas team that went 18-2 and won nine-straight games to finish the season.

He was a member of the 1936 Kansas team that was one win away from competing in the Olympics for the United States.

His efforts at Kansas earned him a spot in the KU Athletics Hall of Fame.

Pralle's jersey was officially retired on Jan. 15, 2003.

DAVID ROBISCH 1969-71

A Springfield, Illinois, native, Robisch earned Helms Foundation All-America status following the 1969-70 and 1970-71 seasons. He was also named an All-Big Eight Conference honoree in 1969, 1970, and 1971.

His most productive season was his junior year, when he averaged 26.5 points per game. His 689 points in 1969-70 still ranks ninth on the KU single-season list. He ended his career with a 21.1 scoring average.

Robisch was also an All-Big Eight pitcher for the KU baseball team in 1969, posting four wins and a team-leading 55 strikeouts in 56 innings.

Robisch's jersey was officially retired on Feb. 27, 2005.

BRANDON RUSH 2005-08

A three-time All-Big 12 First Team selection in his three seasons at Kansas, Rush was a two-time Wooden Award All-American in 2007 and 2008. He was the 2006 Big 12 Freshman of the Year in addition to earning Freshman All-America honors by *The Sporting News*.

In only three seasons Rush ranks 23rd on the KU career scoring list with 1,477 points. His 205 3-point field goals are fifth all-time at KU and his 43.5 percent from 3-point range ranks third on the KU charts.

Rush was the third No. 25 to hang in the south end of Allen Fieldhouse when his jersey was retired on Feb. 22, 2017.

WAYNE SIMIEN 2002-05

A native of Leavenworth, Kansas, Simien ended his career at Kansas as No. 12 in scoring (1,593 points), No. 7 in rebounds (884) and No. 4 in double-doubles (38). Simien helped lead Kansas to a 110-28 record during his career, along with three Big 12 Championships, four NCAA Tournament appearances, two Final Fours and an Elite Eight.

A Consensus First-Team All-American his senior year (2005), Simien was also a two-time All-Big 12 First Team selection (2004 and 2005). He was the 2005 Big 12 Player of the Year, as well as an all-tournament team selection at the 2005 Big 12 Championship. Also in 2005, Simien was recipient of the Lowes' Senior CLASS Award.

Simien was selected 29th in the first round of the 2005 NBA Draft by the Miami Heat, with whom he won an NBA Championship in 2006.

Simien's jersey was officially retired on Jan. 29, 2011.

BUD STALLWORTH 1970-72

One of only three players in school history to earn All-American honors on the floor and academically, Stallworth was named the 1972 Big Eight Conference Player of the Year.

Stallworth was a two-time all-league selection and was named Academic All-American in 1971 and All-American the following season.

He ended his career with an 18.1 scoring average and his 50 points against Missouri in 1972 ranks second on the KU single-game scoring list.

Stallworth's jersey was officially retired on Jan. 31, 2005.

DARNELL VALENTINE 1978-81

A three-time Academic All-American in 1979, '80, and '81, Darnell Valentine was also named an All-American following his senior season in 1981. He is the only player to be named first-team all-conference four times.

Valentine still ranks first in free throws made with 541 and first in steals with 336. A Wichita, Kansas, native, Valentine ranks seventh on the school career scoring with 1,821 points.

A four-time team Most Valuable Player, Valentine ranks sixth on the career assists list with 609. He is one of three players in Kansas history to earn All-American honors both on the floor and academically.

His jersey was officially retired on Jan. 1, 2005.

JACQUE VAUGHN 1994-97

The all-time Kansas and Big Eight assists leader with 804, Jacque Vaughn earned second-team All-American honors his senior year.

He is a two-time first-team GTE Academic All-American and the 1997 Academic All-American of the Year.

Vaughn garnered two All-Big Eight selections and was the 1996 Big Eight Player of the Year. He also received the Arthur Ashe Jr. Scholar-Athlete Award.

Vaughn ranks among KU's all-time leaders in career 10-assist games at 18, in consecutive career games started at 100 and in most career steals in conference action at 93.

The Cedric Hunter assist award was renamed to include Vaughn's name in 1997 at the conclusion of his senior year.

Vaughn's jersey was officially retired on Dec. 21, 2002.

WALTER WESLEY 1964-66

A two-time All-American in 1965 and 1966, Walter Wesley was also a two-time All-Big Eight selection following his junior and senior seasons.

Wesley's career average of 19.3 points per game ranks in the top 10 on the KU list. He averaged over 20 points in his junior and senior seasons.

Wesley's jersey was officially retired on Dec. 18, 2004.

JO JO WHITE 1966-69

A two-time All-America selection in 1968 and 1969 and a three-time All-Big Eight member, Jo Jo White was also KU's Most Valuable Player for three-straight seasons.


White scored 1,286 career points, and he led Kansas in scoring in 1968 after accumulating 459 points.

His four years at KU saw the Jayhawks win two conference championships, three Big Eight Holiday Tournaments, make two NCAA Tournament appearances and become the runner-up in the NIT.

He was a member of the United States Olympic Basketball Team and played 11 seasons in the NBA.

White left his mark with the Celtics, for whom his number 10 jersey is retired.

White's jersey was officially retired on Jan. 27, 2003.



1952 UNITED STATES OLYMPIC TEAM

KANSAS IN INTERNATIONAL COMPETITION

The University of Kansas -- its players, coaches and administrators -- has played a big role in international basketball.

Hall of Fame Kansas coach Forrest "Phog" Allen was instrumental in making basketball part of official Olympic competition in 1936. Allen later served as an assistant coach on the USA's 1952 Olympic team.

Seven members of KU's 1952 NCAA championship team joined a group of AAU players from Peoria, Illinois, to form the 1952 U.S. Olympic team in Helsinki, Finland.

OLYMPIC GAMES

- Charles Hoag (1952) Gold
- Bill Houglund (1952, 1956) Gold, Gold
- Sasha Kaun, Russia (2012) Bronze
- John Keller (1952) Gold
- Allen Kelley (1960) Gold
- Dean Kelley (1952) Gold
- Robert Kenney (1952) Gold
- Bill Lienhard (1952) Gold
- Clyde Lovellette (1952) Gold
- Danny Manning (1988) Bronze
- Darnell Valentine (1980)
- Jo Jo White (1968) Gold
- Phog Allen (1952) Gold, asst. coach
- Larry Brown (2004) Bronze, asst. coach
- Roy Williams (2004) Bronze, asst. coach
- Arthur Lonborg (1960) Gold, manager
- Dean Nesmith (1960) Gold, trainer

PAN AMERICAN GAMES

- Norm Cook (1975) Gold
- Melvin Kelley (1955) Gold
- Robert Kenney (1955) Gold
- Keith Langford (2015) Bronze
- Danny Manning (1987) Bronze
- Jo Jo White (1967) Gold

WORLD UNIVERSITY GAMES

- Carlton Bragg Jr. (2015) 1st
- James Cox (2015) 1st, assistant coach
- Greg Dreiling (1985) 2nd
- Perry Ellis (2015) 1st
- Jerod Haase (1995) 1st
- Jerrance Howard (2015) 1st, assistant coach
- Adonis Jordan (1991) 1st

WORLD UNIV. GAMES (cont.)

- Ron Kellogg (1985) 2nd
- Landen Lucas (2015) 1st
- Evan Manning (2015) 1st
- Frank Mason III (2015) 1st
- Hunter Mickelson (2015) 1st
- Fred Quartlebaum (2015) 1st, asst. coach
- Mark Randall (1989) 1st
- Dave Robisch (1970) 2nd
- Richard Scott (1993) 3rd
- Wayne Selden Jr. (2015) 1st
- Bill Self (2015) 1st, head coach
- Tyler Self (2015) 1st
- Jamari Traylor (2015) 1st
- Lagerald Vick (2015) 1st
- Jo Jo White (1967) 4th
- Roy Williams (1991) 1st, asst. coach

WORLD CHAMPIONSHIPS

- B. H. Born (1954) 1st
- Allen Kelley (1954) 1st
- Mark Randall (1990) 3rd
- Kirk Hinrich (2006) 3rd
- Sviatoslav Mykhailiuk, Ukraine (2014)

U22 NATIONAL TEAM

- Steve Woodberry (1993) 2nd
- Roy Williams (1993), 2nd, head coach

U19/JUNIOR WORLD CHAMPIONSHIPS

- Kerry Boagni (1983) 1st
- Nick Collison (1999) 2nd
- Kevin Pritchard (1987) 2nd
- Tyshawn Taylor (2009) 1st
- Larry Brown (1987) 2nd, head coach

FIBA U18 EUROPEAN CHAMPIONSHIP

- Tristan Enaruna, Netherlands (2019)

FIBA U20 EUROPEAN CHAMPIONSHIP

- Sviatoslav Mykhailiuk, Ukraine (2017)

FIBA AMERICAS U18 WORLD CHAMPIONSHIPS

- Quentin Grimes (2018)
- Bill Self head coach

NIKE HOOP SUMMIT

- Cliff Alexander (2014)
- Udoka Azubuike (2016) World
- Eric Chenowith (1997)
- Nick Collison (1999)
- Quentin Grimes (2018)
- Xavier Henry (2009)
- Kirk Hinrich (1999)
- Josh Jackson (2016)
- David McCormack (2018)
- Kelly Oubre Jr. (2014)
- Ryan Robertson (1995)
- Brandon Rush (2005)
- Julian Wright (2005)
- Andrew Wiggins (2013) World

U.S. OLYMPICS DEVELOPMENT TEAM

- Roy Williams (1992), head coach

USA WORLD CHAMPIONSHIPS FOR YOUNG MEN

- QUALIFYING TEAM**
- Nick Collison (2000) 2nd
- Drew Gooden (2000) 2nd

USA MEN'S SELECT TEAM

- Nick Collison (2000)
- Marcus Morris (2010)

U.S. OLYMPIC FESTIVAL

- *Kerry Boagni (1983)
- Greg Dreiling (1981, 1982)
- Jerod Haase (1993)
- Adonis Jordan (1989)
- Raef LaFrentz (1994)
- Mike Maddox (1987)
- Danny Manning (1985)
- Lincoln Minor (1987)
- Paul Pierce (1995)
- Scot Pollard (1993)
- Kevin Pritchard (1986)
- Mark Randall (1986)
- Richard Scott (1991)
- Billy Thomas (1995)
- *Jacque Vaughn (1993)
- *All-Festival Team

USA WORLD CHAMPIONSHIPS FOR YOUNG MEN TEAM

- Nick Collison (2001) 1st

USA MEN'S WORLD CHAMPIONSHIPS TEAM

- Nick Collison (2002)
- Raef LaFrentz (2002)
- Sviatoslav Mykhailiuk, Ukraine (2014)
- Paul Pierce (2002)

USA MEN'S SENIOR NATIONAL TEAM

- Nick Collison (2003) 1st

USA U18 NATIONAL TEAM

- Nick Collison (1998) 1st
- Travis Releford (2008) 2nd

Note: USA unless noted

KANSAS' MCDONALD'S HIGH SCHOOL ALL-AMERICANS (46)



1977 Darnell Valentine	1997 Kenny Gregory	2013 Wayne Selden Jr.
1981 Greg Dreiling	1998 Jeff Boschee	2013 Andrew Wiggins
1984 Danny Manning	1999 Nick Collison	2014 Cliff Alexander
1985 Rick Calloway	2001 Aaron Miles	2014 Kelly Oubre Jr.
1985 Tony Guy	2001 Wayne Simien	2015 Carlton Bragg Jr.
1986 Mark Randall	2003 J.R. Giddens	2015 Cheick Diallo
1987 Mike Maddox	2003 David Padgett	2015 Malik Newman
1990 Darrin Hancock	2005 Mario Chalmers	2016 Udoka Azubuike
1991 Ben Davis	2005 Micah Downs	2016 Josh Jackson
1991 Calvin Rayford	2005 Julian Wright	2017 Billy Preston
1993 Jacque Vaughn	2006 Darrell Arthur	2018 Devon Dotson
1994 Raef LaFrentz	2006 Sherron Collins	2018 Quentin Grimes
1995 Paul Pierce	2007 Cole Aldrich	2018 David McCormack
1995 Ryan Robertson	2009 Xavier Henry	2020 Bryce Thompson
1996 Lester Earl	2010 Josh Selby		
1997 Eric Chenowith	2012 Perry Ellis		

2020-21 KANSAS BASKETBALL NATIONAL HONORS

ALL-AMERICANS

Consensus First Team Selections
(source: NCAA Records Book)

1909	Tommy Johnson (Lawrence, Kan.)
1915	Ralph Sproull (Lawrence, Kan.)
1919	Dutch Lonborg (Horton, Kan.)
1922	Paul Endacott (Lawrence, Kan.)
1923	Paul Endacott (Lawrence, Kan.)
	Charlie T. Black (Alton, Ill.)
1924	Tusten Ackerman (Lawrence, Kan.)
	Charlie T. Black (Alton, Ill.)
1925	Tusten Ackerman (Lawrence, Kan.)
1926	Gale Gordon (Kansas City, Kan.)
	Al Peterson (Kansas City, Kan.)
1938	Fred Pralle (St. Louis, Mo.)
1941	Howard Engleman (Arkansas City, Kan.)
1943	Charlie B. Black (Kansas City, Kan.)
1951	Clyde Lovellette (Terre Haute, Ind.)
1952	Clyde Lovellette (Terre Haute, Ind.)
1957	Wilt Chamberlain (Philadelphia, Pa.)
1958	Wilt Chamberlain (Philadelphia, Pa.)
1987	Danny Manning (Lawrence, Kan.)
1988	Danny Manning (Lawrence, Kan.)
1997	Raef LaFrentz (Monona, Iowa)
1998	Raef LaFrentz (Monona, Iowa)
	Paul Pierce (Inglewood, Calif.)
2002	Drew Gooden (Richmond, Calif.)
2003	Nick Collison (Iowa Falls, Iowa)
2005	Wayne Simien (Leavenworth, Kan.)
2010	Sherron Collins (Chicago, Ill.)
2012	Thomas Robinson (Washington, D.C.)
2017	Frank Mason III (Petersburg, Va.)
2018	Devonte' Graham (Raleigh, N.C.)

OTHER FIRST TEAM SELECTIONS

1930	Forrest Cox (Newton, Kan.)
1932	Ted O'Leary (Lawrence, Kan.)
1933	Bill Johnson (Oklahoma City, Okla.)
1936	Ray Ebling (Lindsborg, Kan.)
1937	Fred Pralle (St. Louis, Mo.)
	Ray Noble (Arkansas City, Kan.)
1942	Charlie Black (Kansas City, Kan.)
	Ray Evans (Kansas City, Kan.)
1943	Ray Evans (Kansas City, Kan.)
1946	Charlie Black (Kansas City, Kan.)
1947	Charlie Black (Kansas City, Kan.)
1950	Clyde Lovellette (Terre Haute, Ind.)
1953	B. H. Born (Medicine Lodge, Kan.)
1961	Bill Bridges (Hobbs, N.M.)
1962	Jerry Gardner (Wichita, Kan.)
1965	Walt Wesley (Ft. Myers, Fla.)
1966	Walt Wesley (Ft. Myers, Fla.)
1968	Jo Jo White (St. Louis, Mo.)
1969	Jo Jo White (St. Louis, Mo.)
1970	Dave Robisch (Springfield, Ill.)
1971	Dave Robisch (Springfield, Ill.)
1972	Bud Stallworth (Hartselle, Ala.)
1981	Darnell Valentine (Wichita, Kan.)
1986	Danny Manning (Lawrence, Kan.)
1996	Jacque Vaughn (Pasadena, Calif.)
1997	Jacque Vaughn (Pasadena, Calif.)
2003	Kirk Hinrich (Sioux City, Iowa)
2007	Brandon Rush (Kansas City, Mo.)
2008	Brandon Rush (Kansas City, Mo.)
2011	Marcus Morris (Philadelphia, Pa.)

MOST CONSENSUS FIRST TEAM ALL-AMERICANS

SCHOOL

KANSAS	30	23
NORTH CAROLINA	27	18
KENTUCKY	26	21
PURDUE	26	18
DUKE	24	21
PENN	24	14
NOTRE DAME	23	14
WISCONSIN	21	18

2013	Ben McLemore (St. Louis, Mo.)
2014	Andrew Wiggins (Vaughan, Ontario, Canada)
2016	Perry Ellis (Wichita, Kan.)

NCAA TOURNAMENT MOST OUTSTANDING PLAYER

1952	Clyde Lovellette (Terre Haute, Ind.)
1953	B.H. Born (Medicine Lodge, Kan.)
1957	Wilt Chamberlain (Philadelphia, Pa.)
1988	Danny Manning (Lawrence, Kan.)
2008	Mario Chalmers (Anchorage, Alaska)

NCAA ALL-TOURNAMENT TEAM (R — Regional; FF — Final Four)

1940	Howard Engleman (Salina, Kan.), FF
	Bob Allen (Mission, Kan.), FF
1952	Clyde Lovellette (Terre Haute, Ind.), R, FF
	Dean Kelley (McCune, Kan.), R, FF
1953	B.H. Born (Medicine Lodge, Kan.), R, FF
	Dean Kelley (McCune, Kan.), R, FF
	Gil Reich (Steelton, Pa.), R
1957	Wilt Chamberlain (Philadelphia, Pa.), R, FF
	Maurice King (Kansas City, Kan.), R
1971	Dave Robisch (Springfield, Ill.), R
	Bud Stallworth (Hartselle, Ala.), R
1974	Roger Morningstar (Dundee, Ill.), R
	Danny Knight (Salina, Kan.), R

NO.	PLAYERS
30	23
27	18
26	21
26	18
24	21
24	14
23	14
21	18

1986	Danny Manning (Lawrence, Kan.), R
	Calvin Thompson (Kansas City, Kan.), R
1987	Danny Manning (Lawrence, Kan.), R
1988	Danny Manning (Lawrence, Kan.), R, FF
	Milt Newton (Washington, D.C.), R, FF
	Kevin Pritchard (Tulsa, Okla.), R
1991	Mark Randall (Englewood, Colo.), FF
	Alonzo Jamison (Santa Ana, Calif.), R
	Adonis Jordan (Reseda, Calif.), R
	Terry Brown (Clyde, N.Y.), R
1993	Adonis Jordan (Reseda, Calif.), R
	Rex Walters (San Jose, Calif.), R
1996	Jacque Vaughn (Pasadena, Calif.), R
1997	Paul Pierce (Los Angeles, Calif.), R
2002	Nick Collison (Iowa Falls, Iowa), R
	Drew Gooden (Richmond, Calif.), R
	Keith Langford (Fort Worth, Texas), R
2003	Nick Collison (Iowa Falls, Iowa), R, FF
	Kirk Hinrich (Sioux City, Iowa), R, FF
	Keith Langford (Fort Worth, Texas), R, FF
2004	Aaron Miles (Portland, Ore.), R
	Wayne Simien (Leavenworth, Kan.), R
2007	Brandon Rush (Kansas City, Mo.), R
	Julian Wright (Chicago Heights, Ill.), R



Mario Chalmers, 2008 NCAA Tournament Most Outstanding Player

2020-21 KANSAS BASKETBALL NATIONAL HONORS

- 2008 Darrell Arthur (Dallas, Texas), FF
. Mario Chalmers (Anchorage, Alaska), R, FF
. Sasha Kaun (Melbourne, Fla.), R
. Brandon Rush (Kansas City, Mo.), R, FF
- 2009 Cole Aldrich (Bloomington, Minn.), R
- 2011 Marcus Morris (Philadelphia, Pa.), R
- 2012 Thomas Robinson (Washington, D.C.), R, FF
. Tyshawn Taylor (Hoboken, N.J.), R, FF
. Jeff Withey (San Diego, Calif.), R
- 2013 Ben McLemore (St. Louis, Mo.), R
- 2017 Josh Jackson (Detroit, Mich), R
- 2017 Frank Mason III (Petersburg, Va.), R
- 2018 Devonte' Graham (Raleigh, N.C.), R
. Malik Newman (Jackson, Miss.), R

REGIONAL MOST OUTSTANDING PLAYER

- 1991 Alonzo Jamison (Santa Ana, Calif.)
- 2002 Drew Gooden (Richmond, Calif.)
- 2003 Kirk Hinrich (Sioux City, Iowa)
- 2012 Thomas Robinson (Washington, D.C.)
- 2018 Malik Newman (Jackson, Miss.)

ACADEMIC ALL-AMERICANS

- 1971 Bud Stallworth (Hartselle, Ala.)
- 1973 Tom Kivisto (Aurora, Ill.) (3)
- 1974 Tom Kivisto (Aurora, Ill.)
- 1976 Chris Barnthouse (Winfield, Kan.) (2)
. Ken Koenigs (Goddard, Kan.) (2)
- 1977 Chris Barnthouse (Winfield, Kan.)
. Ken Koenigs (Goddard, Kan.)
- 1978 Ken Koenigs (Goddard, Kan.)
- 1979 Darnell Valentine (Wichita, Kan.)
- 1980 Darnell Valentine (Wichita, Kan.)
- 1981 Darnell Valentine (Wichita, Kan.)
. Tony Guy (Towson, Md.) (HM)
- 1982 David Magley (South Bend, Ind.)
- 1996 Jacque Vaughn (Pasadena, Calif.)
. Jerod Haase (S. Lake Tahoe, Calif.) (2)
- 1997 **Jacque Vaughn (Pasadena, Calif.)
. Jerod Haase (S. Lake Tahoe, Calif.)
- 1999 Ryan Robertson (St. Charles, Mo.)
- 2010 **Cole Aldrich (Bloomington, Minn.)
- 2011 Tyrel Reed (Burlington, Kan.)

***Academic All-American of the Year; First Team Honorees unless indicated*

NCAA POST-GRADUATE AWARDS

- 1974 Tom Kivisto (Aurora, Ill.)
- 1978 Ken Koenigs (Goddard, Kan.)
- 1997 Jerod Haase (South Lake Tahoe, Calif.)
- 1999 T.J. Pugh (Omaha, Neb.)

NATIONAL PLAYER OF THE YEAR HELMS FOUNDATION

- 1923 Paul Endacott (Lawrence, Kan.)
- 1924 Charlie Black (Alton, Ill.)
- 1952 Clyde Lovellette (Terre Haute, Ind.)

JOHN R. WOODEN AWARD

- 1988 Danny Manning (Lawrence, Kan.)
- 2017 Frank Mason III (Petersburg, Va.)

ASSOCIATED PRESS PLAYER OF THE YEAR

- 2017 Frank Mason III (Petersburg, Va.)

NAISMITH AWARD

- 1988 Danny Manning (Lawrence, Kan.)
- 2017 Frank Mason III (Petersburg, Va.)

KODAK

- 1988 Danny Manning (Lawrence, Kan.)

NABC PLAYER OF THE YEAR

- 2002 Drew Gooden (co-Player of the Year (Richmond, Calif.)
- 2003 Nick Collison (Iowa Falls, Iowa)
- 2017 Frank Mason III (Petersburg, Va.)

LUTE OLSON PLAYER OF THE YEAR (COLLEGEINSIDER.COM)

- 2010 Sherron Collins (Chicago, Ill.)

OSCAR ROBERTSON TROPHY (USBWA)

- 2017 Frank Mason III (Petersburg, Va.)

FRANCES POMEROY NAISMITH AWARD

- 2010 Sherron Collins (Chicago, Ill.)

ESPN.COM PLAYER OF THE YEAR

- 2012 Thomas Robinson (Washington, D.C.)

BOB COUSY AWARD (NAISMITH HOF)

- 2017 Frank Mason III (Petersburg, Va.)

NATIONAL DEFENSIVE PLAYER OF THE YEAR (NABC)

- 2013 Jeff Withey (co-Defensive POY) (San Diego, Calif.)
- 2020 Udoka Azubike (Delta, Nigeria)

NAISMITH AWARD DEFENSIVE PLAYER OF THE YEAR

- 2020 Marcus Garrett (Dallas, Texas)

NATIONAL COACH OF THE YEAR

- 1978 Ted Owens (Basketball Weekly)
- 1988 Larry Brown (Naismith Foundation)
- 1989 Roy Williams (National Rookie Coach-of-the-Year/Basketball Times)
- 1990 Roy Williams (USBWA)
. Roy Williams (Moulton, Billy Packer)
- 1991 Roy Williams (*Los Angeles Times*)
- 1992 Roy Williams (Associated Press)
- 1997 Roy Williams (*The Sporting News*)
. Roy Williams (Naismith)
- 2009 Bill Self (Associated Press/Yahoo! Sports/*Sporting News/Athlon Sports/CBSSports.com/USBWA/CBS/Chevrolet/ESPN.com*)
- 2012 Bill Self (*Sporting News/Naismith/Rupp*)
- 2016 Bill Self (Associated Press/NABC/*USA Today/Bleacher Report*)



Jacqué Vaughn
1997 Academic All-American of the Year



Cole Aldrich
2010 Academic All-American of the Year



Bill Self
2009, 2012, 2016 National Coach of the Year

2020-21 KANSAS BASKETBALL CONFERENCE HONORS

ALL-MISSOURI VALLEY

1911	Vern Long
	Bob Heizer
	Don Dousman
1913	C. R. Greenlees
1915	Ralph Sproull
	Ephriam Sorensen
	Art Weaver
	Stuffy Dunmire
1919	Dutch Lonborg
1920	Dutch Lonborg
1922	George Rody
	Paul Endacott
1923	John Wulf
	Paul Endacott
	Charlie Black
1924	Tusten Ackerman
	Charlie Black
	Bob Mosby
1925	Tusten Ackerman
	Al Peterson
1926	Gale Gordon
	Al Peterson
1927	Al Peterson
	Glenn Burton

ALL-BIG SIX

1930	Tom Bishop
	Frosty Cox
1931	Tom Bishop
	Frosty Cox
1932	Ted O'Leary
	Bill Johnson
	Lee Page
1933	Bill Johnson
1934	Ray Ebling
1935	Dick Wells
	Ray Ebling
1936	Ray Ebling
	Francis Kappelman
	Fred Pralle
1937	Fred Pralle
1938	Fred Pralle
1939	Lyman Corlis
1940	Ralph Miller
	Bob Allen
	Howard Engleman
1941	Howard Engleman
	Bob Allen
1942	Ralph Miller
	Charlie Black
	Ray Evans
1943	Otto Schnellbacher
	Ray Evans
	John Buescher
	Charlie Black
1945	Gordon Reynolds
	Kirk Scott
1946	Charlie Black
	Otto Schnellbacher
1947	Charlie Black
	Otto Schnellbacher

ALL-BIG SEVEN

1948	Otto Schnellbacher
1950	Clyde Lovellette
1951	Clyde Lovellette
1952	Clyde Lovellette
	Bob Kenney
1953	B. H. Born
	Al Kelley
1954	B. H. Born
	Al Kelley
	Harold Patterson
	Dallas Dobbs
1955	Dallas Dobbs
1956	Maurice King
1957	Wilt Chamberlain
	Gene Elstun
1958	Wilt Chamberlain
	Ron Loneski

ALL-BIG EIGHT

1959	Bill Bridges
1960	Bill Bridges
	Wayne Hightower
1961	Bill Bridges
	Wayne Hightower
1962	Jerry Gardner
	Nolen Ellison
1963	Nolen Ellison
1964	George Unseld
1965	Walter Wesley
1966	Walter Wesley
	Del Lewis
1967	Jo Jo White
	Rodger Bohnenstiehl
1968	Jo Jo White
1969	Jo Jo White
	Dave Robisch
1970	Dave Robisch
1971	Dave Robisch
	Bud Stallworth
1972	Bud Stallworth
1974	Tom Kivisto
1975	Rick Suttle
1976	Norman Cook
1977	John Douglas
1978	Ken Koenigs
	Darnell Valentine
1979	Darnell Valentine
1980	Darnell Valentine
1981	Darnell Valentine
1982	David Magley
1984	Carl Henry
1985	Ron Kellogg
1986	Danny Manning
	Ron Kellogg
1987	Danny Manning
1988	Danny Manning
1990	Kevin Pritchard
1991	Mark Randall
1992	Adonis Jordan
	Rex Walters

MOST ALL-BIG 12 SELECTIONS BY SCHOOL

SCHOOL	FIRST	SECOND	THIRD	HM	ALL-DEFENSE	ALL-NEWCOMER	ALL-FRESHMAN	TOTAL
KANSAS	33	18	14	30	18	15	2	128
TEXAS	13	16	13	28	14	13	1	98
BAYLOR	7	14	13	28	11	11	1	85
OKLAHOMA ST.	12	11	13	28	8	6	0	78
IOWA STATE	11	12	14	27	2	9	1	76
OKLAHOMA	13	6	15	26	2	9	0	71
KANSAS STATE	7	11	6	21	8	6	0	59
TEXAS TECH	10	7	5	20	3	3	2	50
WEST VIRGINIA	3	5	2	5	8	1	3	27
TCU	1	3	2	5	1	1	0	13
<i>FORMER MEMBERS</i>								
COLORADO	5	3	6	13	0	1	0	28
MISSOURI	6	7	9	20	4	3	0	49
NEBRASKA	3	3	5	12	1	0	0	24
TEXAS A&M	2	4	7	19	3	1	0	36

1993	Rex Walters
1995	Jacque Vaughn
1996	Jacque Vaughn
	Raef LaFrentz

*First team selections only

BIG EIGHT NEWCOMER OF THE YEAR

1967	Vernon Vanoy
1977	John Douglas
1978	Darnell Valentine
1985	Danny Manning
1990	*Rick Calloway
1992	Rex Walters
1994	Jacque Vaughn
1995	Jerod Haase

*co-winner

BIG EIGHT FRESHMAN OF THE YEAR (1994-96)

1995	Raef LaFrentz
1996	Paul Pierce

BIG EIGHT PLAYER OF THE YEAR

1970	Dave Robisch
1971	Dave Robisch
1972	Bud Stallworth
1986	Danny Manning
1987	Danny Manning
1988	Danny Manning
1996	Jacque Vaughn

BIG EIGHT COACH OF THE YEAR

1960	Dick Harp (UPI)
1967	Ted Owens
1971	Ted Owens
1974	Ted Owens
1978	Ted Owens
1986	Larry Brown
1990	Roy Williams
1992	Roy Williams
1995	*Roy Williams
1996	*Roy Williams

*co-winner/coaches

ACADEMIC ALL-BIG EIGHT

1973	Tom Kivisto
1974	Tom Kivisto
	Dale Greenlee
1975	Dale Greenlee
1976	Cris Barnthouse
	Ken Koenigs
1977	Cris Barnthouse
	Ken Koenigs
	Ken Koenigs
1978	Ken Koenigs
1979	Darnell Valentine
1980	Darnell Valentine
1981	Darnell Valentine
1982	Tony Guy
	David Magley
1983	Jeff Dishman
1986	Mark Turgeon
1988	Chris Piper
	Kevin Pritchard
1989	Kevin Pritchard
1990	Kevin Pritchard
	Mark Randall
1991	Mark Randall
	Mike Maddox
1992	David Johanning
1994	Jacque Vaughn
1995	Jacque Vaughn
	Jerod Haase
	Raef LaFrentz
1996	Jacque Vaughn
	Jerod Haase
	Raef LaFrentz

*First team selections only

BIG 12



PLAYER OF THE YEAR

- 1997** RAEF LAFRENTZ
- 1998** RAEF LAFRENTZ
- 2002** DREW GOODEN
- 2003** NICK COLLISON
- 2005** WAYNE SIMIEN

- 2011** MARCUS MORRIS
- 2012** THOMAS ROBINSON
- 2017** FRANK MASON III
- 2018** DEVONTE' GRAHAM
- 2020** UDOKA AZUBUIKE

2020-21 KANSAS BASKETBALL CONFERENCE HONORS

ALL-BIG 12

1997 Raef LaFrentz
1998 Raef LaFrentz
 Paul Pierce
2001 Nick Collison
2002 Drew Gooden
 Kirk Hinrich
2003 Nick Collison
 Kirk Hinrich
2004 Wayne Simien
2005 Wayne Simien
2006 Brandon Rush
2007 Brandon Rush
 Julian Wright
2008 Brandon Rush
 Darrell Arthur
2009 Cole Aldrich
 Sherron Collins
2010 Cole Aldrich
 Sherron Collins
2011 Marcus Morris
2012 Thomas Robinson
 Tyshawn Taylor
2013 Ben McLemore
 Jeff Withey
2014 Andrew Wiggins
2015 Perry Ellis
2016 Perry Ellis
2017 Frank Mason III
 Josh Jackson
2018 Devonte' Graham
2019 Dedic Lawson
2020 Udoka Azubuike
 Devon Dotson

*First team selections only

BIG 12 PLAYER OF THE YEAR

1997 Raef LaFrentz
2002 Drew Gooden
2003 Nick Collison
2005 Wayne Simien
2011 Marcus Morris
2012 Thomas Robinson
2017 Frank Mason III
2018 Devonte' Graham
2020 Udoka Azubuike

BIG 12 FRESHMAN OF THE YEAR

1999 Jeff Boschee
2006 Brandon Rush
2014 Andrew Wiggins
2017 Josh Jackson

BIG 12 NEWCOMER OF THE YEAR

2018 Malik Newman
2019 Dedic Lawson

BIG 12 DEFENSIVE PLAYER OF THE YEAR

2007 co-Mario Chalmers
2009 co-Cole Aldrich
2010 Cole Aldrich
2012 Jeff Withey
2013 Jeff Withey
2014 Joel Embiid
2020 Marcus Garrett

BIG 12 SIXTH MAN AWARD

2008 Sherron Collins
------	-----------------------

BIG 12 ALL-NEWCOMER TEAM

2006 Mario Chalmers
 Brandon Rush
 Julian Wright
2007 Darrell Arthur
 Sherron Collins
2009 Marcus Morris
 Tyshawn Taylor
2010 Xavier Henry
2013 Ben McLemore
2014 Joel Embiid
 Andrew Wiggins
2015 Kelly Oubre Jr.
2017 Josh Jackson
2018 Malik Newman
2019 Dedic Lawson

*Formally named rookie, started in 2006

BIG 12 ALL-FRESHMAN TEAM

2019 Devon Dotson
2020 Christian Braun

*started in 2019

BIG 12 ALL-DEFENSIVE TEAM

2006 Mario Chalmers
 Russell Robinson
2007 Mario Chalmers
 Russell Robinson
2008 Mario Chalmers
 Russell Robinson
2009 Cole Aldrich
2010 Cole Aldrich
2011 Brady Morningstar
2012 Jeff Withey
2013 Travis Releford
 Jeff Withey
2016 Frank Mason III
 Devonte' Graham
2019 Marcus Garrett
2020 Udoka Azubuike
 Marcus Garrett

*started in 2006

BIG 12 COACH OF THE YEAR

1997 Roy Williams
2002 Roy Williams
2003 Roy Williams
2006 Bill Self
2009 Bill Self
2011 Bill Self
2012 *Bill Self
2015 Bill Self (AP)
2016 Bill Self (AP)
2017 Bill Self
2018 *Bill Self

*co-winner/coaches

ACADEMIC ALL-BIG 12

1997 Jerod Haase
 C.B. McGrath
 T.J. Pugh
 Ryan Robertson
 Jacque Vaughn
1998 C.B. McGrath
 T.J. Pugh
 Ryan Robertson
1999 Jeff Carey
 T.J. Pugh
 Ryan Robertson

ACADEMIC ALL-BIG 12 SELECTIONS BY SCHOOL

SCHOOL	FIRST TEAM	SECOND TEAM	TOTAL
KANSAS	46	16	62
TEXAS	31	26	57
OKLAHOMA	31	20	51
TEXAS TECH	30	21	51
IOWA STATE	30	21	51
KANSAS STATE	36	12	48
OKLAHOMA STATE	25	15	40
BAYLOR	21	16	37
WEST VIRGINIA	16	14	30
TCU	9	8	17
FORMER MEMBERS			
COLORADO	8	8	16
MISSOURI	12	12	24
NEBRASKA	25	4	29
TEXAS A&M	16	15	31

2000 Jeff Carey
2001 Jeff Carey
2002 Brett Ballard
 Jeff Carey
 Todd Kappelmann
2003 Nick Collison
 Brett Olson
2004 Christian Moody
 Brett Olson
2005 Aaron Miles
 Christian Moody
2006 Jeremy Case
 Sasha Kaun
 Christian Moody
 Moulaye Niang
 Steven Vinson
2007 Sasha Kaun
2008 Jeremy Case
 Sasha Kaun
2009 Matt Kleinmann
 Tyrel Reed
2010 Cole Aldrich
 Tyrel Reed
2011 Tyrel Reed
2012 Jordan Jueneemann
2015 Perry Ellis
 Christian Garrett
2016 Perry Ellis
 Evan Manning
 Sviatoslav Mykhailiuk
2017 Dwight Coleby Jr.
 Landen Lucas
 Tyler Self
2018 Clay Young
2019 Udoka Azubuike
 Charlie Moore
2020 David McCormack
 Udoka Azubuike

*First team selections only

PRENTICE GAUT POSTGRADUATE SCHOLARSHIP AWARD

1997 Jerod Haase
2006 Christian Moody

ACADEMIC ALL-BIG 12 ROOKIE TEAM (started in 2013)

2013 Perry Ellis
 Evan Manning
 Tyler Self
 Andrew White III
2014 Conner Frankamp
2015 Kelly Oubre Jr.
 Josh Pollard
2016 Lagerald Vick
2017 Udoka Azubuike
2019 Quentin Grimes
 David McCormack

CONFERENCE MALE ATHLETE OF THE YEAR

1988 Danny Manning
1993 Rex Walters
1997 Jacque Vaughn
2003 Nick Collison
2017 Frank Mason III

BIG 12 10TH ANNIVERSARY TEAM

2007 Nick Collison
 Kirk Hinrich
 Raef LaFrentz

BIG 12 MEN'S BASKETBALL SCHOLAR-ATHLETE OF THE YEAR (started in 2014)

2015 Perry Ellis
2016 Perry Ellis

2020-21 KANSAS BASKETBALL

JAYHAWKS IN THE NBA

NAME	LETTERS AT KU	ROUND DRAFTED	TEAM(S)	SEASON(S)
Aldrich, Cole	2008-10	1	Oklahoma City Thunder Sacramento Kings New York Knicks Los Angeles Clippers Minnesota Timberwolves	2010-13 2013 2014-15 2015-16 2016-18
Alexander, Cliff	2015		Portland Trailblazers	2016
Arthur, Darrell	2007-08	1	Memphis Grizzlies Denver Nuggets	2009-13 2013-18
Azubuie, Udoka	2019-20	1	Utah Jazz	2020-present
Black, Charlie	1942-43, 46-47		Anderson Packers (NBA) Fort Wayne Pistons (NBA) Indianapolis Jets Milwaukee Hawks	1947-48 1948-49 1949 1951-52
Black, Tarik	2014		Houston Rockets Los Angeles Lakers Houston Rockets	2014 2014-17 2017-18
Bohnstiel, Roger	1966-68	9	New York Knicks	
Born, B.H.	1952-54	3	Fort Wayne Pistons (NBA)	
Bridges, Bill	1959-61	3	St. Louis Hawks Atlanta Hawks Philadelphia 76ers Los Angeles Lakers Golden State Warriors	1962-68 1969-71 1972 1973-74 1975
Brown, Roger	1969-71	3	Los Angeles Lakers Carolina Cougars (ABA) San Antonio Spurs (ABA) Virginia Squires (ABA) Detroit Pistons Denver Nuggets (ABA) Chicago Bulls	1972-73 1972-73 1973 1974 1975-77 1976 1980
Calloway, Rick	1990		Boston Celtics Sacramento Kings	1991 1991
Carroll, Randolph	1978-79	10	Phoenix Suns	
Chalmers, Mario	2006-08	2	Miami Heat Memphis Grizzlies	2009-15 2016-18
Chamberlain, Wilt	1957-58	1	Philadelphia Warriors San Francisco Warriors Philadelphia 76ers Los Angeles Lakers	1959-62 1962-64 1965-68 1968-73
Chenowith, Eric	1998-2001	2	New York Knicks	
Collins, Sherron	2007-10		Charlotte Bobcats	2010-11
Collison, Nick	2000-03	1	Seattle SuperSonics Oklahoma City Thunder	2003-08 2008-18
Cook, Norm	1974-76	1	Boston Celtics Denver Nuggets (NBA)	1976-77 1977-78
Crawford, John	1978-81	7	Philadelphia 76ers	
Diallo, Cheick	2016	2	New Orleans Pelicans Phoenix Suns	2016-19 2019-present
Douglas, John	1977-78	6*	San Diego Clippers	1981-83
Dreiling, Greg	1984-86	2	Indiana Pacers (NBA) Dallas Mavericks Cleveland Cavaliers	1986-93 1994, 97 1996
Ellison, Nolen	1961-63	4	Baltimore Bullets	
Embiid, Joel	2013-14	1	Philadelphia 76ers	2014-present
Eskridge, Jack	1946-48		Chicago Stags/Indianapolis Jets	1948-49
Franz, Ron	1965-67	10	Oakland Oaks (ABA) New Orleans Buccaneers Floridians (ABA) Memphis Tams (ABA) Dallas Chaparrals (ABA)	1967-68 1968-70 1970-72 1972-73 1973
Gooden, Drew	2000-02	1	Memphis Grizzlies Orlando Magic Cleveland Cavaliers Chicago Bulls Sacramento Kings San Antonio Spurs Toronto Raptors Dallas Mavericks Los Angeles Clippers Milwaukee Bucks Washington Wizards	2002-03 2003-04 2005-08 2008-09 2009 2009 2010 2010 2010-13 2014-16
Graham, Devonte'	2015-18	2	Charlotte Hornets	2018-present
Guy, Tony	1979-82	2	Boston Celtics	
Hancock, Darrin	1994	2	Charlotte Hornets Milwaukee Bucks Atlanta Hawks San Antonio Spurs	1994-96 1997 1997 1997
Henry, Carl	1983-84	4	Kansas City Kings Sacramento Kings	1984-85 1985-86
Henry, Xavier	2010	1	Memphis Grizzlies New Orleans Hornets Los Angeles Lakers	2010-11 2011-13 2013-15
Hightower, Wayne	1960-61	1	San Francisco Warriors Baltimore Bullets Detroit Pistons Denver Rockets (ABA) Los Angeles Stars (ABA) Utah Stars (ABA) Texas Chaparrals (ABA) Carolina Cougars (ABA)	1962-64 1964-66 1967 1967-69 1969-70 1970 1971 1971-72
Hinrich, Kirk	2000-03	1	Chicago Bulls Washington Wizards Atlanta Hawks Chicago Bulls Atlanta Hawks	2003-10 2010-11 2011-12 2012-15 2016

NAME	LETTERS AT KU	ROUND DRAFTED	TEAM(S)	SEASON(S)
Housey, Art	1980-81	3	Dallas Mavericks	
Hunter, Cedric	1984-87		Charlotte Hornets	1992
Jackson, Darnell	2005-08	2	Cleveland Cavaliers Milwaukee Bucks Sacramento Kings Utah Jazz	2009-10 2010 2010-12 2012-13
Jackson, Josh	2016-17	1	Phoenix Suns Memphis Grizzlies	2017-19 2019-present
Jordan, Adonis	1990-93	2	Denver Nuggets Milwaukee Bucks Cleveland Cavaliers	1993-94 1998-99 2016
Kaun, Sasha	2005-08	2	Milwaukee Hawks	
Kelley, Alan	1953-54	7	Fort Wayne Pistons	
Kelley, Dean	1951-53	8	Atlanta Hawks	
Kellogg, Ron	1983-86	2	Boston Celtics	1959-60
King, Maurice	1955-57	6	Chicago Stags (NBA) Cleveland Cavaliers	1962-63
Koenigs, Ken	1975-78	5	Denver Nuggets	1999-2002
LaFrentz, Raef	1995-98	1	Dallas Mavericks Boston Celtics Portland Trailblazers San Antonio Spurs Dallas Chaparrals (ABA)	2002-04 2004-06 2006-09 2007-08 1967-70
Langford, Keith	2002-05		St. Louis Hawks	
Lochmann, Riney	1964-66		Baltimore Bullets	
Loneski, Ron	1957-59	10	Minneapolis Lakers	1953-57
Lopes, Al	1965-66		Cincinnati Royals St. Louis Hawks	1957-58 1958-62
Lovellette, Clyde	1950-52		Boston Celtics Cleveland Cavaliers Los Angeles Clippers Atlanta Hawks Phoenix Suns Milwaukee Bucks Utah Jazz Dallas Mavericks Detroit Pistons	1962-64 1982-83 1988-94 1994 1995-99 2000 2001 2002 2003
Marshall, Archie	1986, 88	3	San Antonio Spurs	
Martin, Brian	1982-84	9†	Seattle SuperSonics Portland Trailblazers Sacramento Kings	1985-86 1985-86 2017-19
Mason III, Frank	2014-17	2	Milwaukee Bucks	2019-present
McLemore, Ben	2013	1	Sacramento Kings Memphis Grizzlies Sacramento Kings Houston Rockets	2014-17 2017-18 2018-19 2019-present
Miles, Aaron	2002-05		Golden State Warriors	2006
Mokeski, Paul	1976-79	2	Houston Rockets Detroit Pistons Cleveland Cavaliers Milwaukee Bucks Cleveland Cavaliers Golden State Warriors	1979-80 1980-82 1982-83 1983-89 1989-91 1991
Morningstar, Roger	1974-75	8	Boston Celtics	
Morris, Marcus	2009-11	1	Houston Rockets Phoenix Suns Detroit Pistons Boston Celtics New York Knicks Los Angeles Clippers	2011-13 2013-15 2015-17 2017-19 2019-20 2020-present
Morris, Markieff	2009-11	1	Phoenix Suns Washington Wizards Oklahoma City Thunder Detroit Pistons Los Angeles Lakers	2011-16 2016-18 2018-19 2019-20 2020-present
Mykhailiuk, Sviatoslav	2015-18	2	Los Angeles Lakers Detroit Pistons	2018 2018-present
Nash, Dave	1968-69	4	Chicago Bulls	
Nobles, Herb	1976-77	6	Detroit Pistons	
Ostertag, Greg	1992-95	1	Utah Jazz Sacramento Kings Utah Jazz	1996-2004 2004-05 2005-06
Oubre Jr., Kelly	2015	1	Washington Wizards Phoenix Suns Golden State Warriors	2016-2018 2018-20 2020-present
Pierce, Paul	1996-98	1	Boston Celtics Brooklyn Nets Los Angeles Clippers	1999-2013 2013-15 2015-2017
Pollard, Scot	1994-97	1	Detroit Pistons Atlanta Hawks Sacramento Kings Indiana Pacers Cleveland Cavaliers	1998-99 1999 1999-2003 2004-06 2006-07
Pritchard, Kevin	1986-90	2	Boston Celtics Golden State Warriors Boston Celtics	2007-08 1990-91 1991
Randall, Mark	1987, 89-91	1	Chicago Bulls Minnesota Timberwolves Detroit Pistons Denver Nuggets	1991 1992 1993 1994-95
Reich, Gil	1953	11	Boston Celtics	
Robertson, Ryan	1996-99	2	Sacramento Kings	2000



2020-21 KANSAS BASKETBALL

JAYHAWKS IN THE NBA

NAME	LETTERS AT KU	ROUND DRAFTED	TEAM(S)	SEASON(S)
Robinson, Thomas	2009-12	1	Sacramento Kings Houston Rockets Portland Trailblazers Philadelphia 76ers Brooklyn Nets Los Angeles Lakers Denver Rockets (ABA) San Diego Conquistadors (ABA) Indiana Pacers (ABA-NBA) Cleveland Cavaliers Denver Nuggets (NBA) Kansas City Kings	2012-13 2013 2013-15 2015 2015-16 2016-17 1971-74 1975 1975-78 1979-81 1981-84 1984
Robisch, Dave	1969-71	5	Indiana Pacers Golden State Warriors Utah Jazz Golden State Warriors Minnesota Timberwolves	2009-11 2011-13 2013-14 2014-16 2016-17
Rush, Brandon	2006-08	1	Golden State Warriors Utah Jazz Golden State Warriors Minnesota Timberwolves	2011-13 2013-14 2014-16 2016-17
Russell, Pierre	1969-71	13	Kentucky Colonels (ABA)	1971-73
Schnellbacher, Otto	1943, 46-48	7	St. Louis Bombers (NBA) Providence Steamrollers (NBA)	1948-49 1948-49
Selby, Josh	2010-11	2	Memphis Grizzlies	2011-12
Selden Jr., Wayne	2014-16	7	Memphis Grizzlies Chicago Bulls	2016-18 2018-19
Simien, Wayne	2002-05	1	Miami Heat	2005-06
Sloan, Bruce	1967-69	11	Philadelphia 76ers	1967-69
Suttle, Rick	1973-75	7	Los Angeles Lakers	1973-75
Stallworth, Bud	1970-72	1	Seattle SuperSonics New Orleans Jazz Brooklyn Nets	1972-74 1974-77 2012-14
Taylor, Tyshawn	2008-12	2	New Jersey Nets Washington Wizards	2005 2006
Thomas, Billy	1995-98	7	Toronto Raptors New Jersey Nets Cleveland Cavaliers	2008 2008 2008
Thompson, Calvin	1983-86	4	New York Knicks	1983-86
Unsel, George	1963-64	7	Los Angeles Stars (ABA)	1963-64
Valentine, Darnell	1978-81	1	Portland Trailblazers Los Angeles Clippers Cleveland Cavaliers	1981-86 1986-88 1988-89
Vaughn, Jacque	1994-97	1	Utah Jazz Atlanta Hawks Orlando Magic Atlanta Hawks	1998-2001 2002 2003 2004
Walters, Rex	1992-93	1	New Jersey Nets San Antonio Spurs New Jersey Nets Philadelphia 76ers	2005-06 2006-09 1994-96 1996-98
Wesley, Walt	1964-66	1	Miami Heat Cincinnati Royals Chicago Bulls Cleveland Cavaliers Phoenix Suns Capital Bullets Philadelphia 76ers	1998-2000 1966-69 1969-70 1970-72 1973 1973-74 1974-75
White, Jo Jo	1966-69	1	Milwaukee Bucks Los Angeles Lakers Boston Celtics Golden State Warriors Kansas City Kings	1975 1975-76 1969-78 1978-80 1980-81
Wilson, Bobby	1966	1	Dallas Chaparrals (ABA)	1967-68
Wiggins, Andrew	2013-14	1	Minnesota Timberwolves	2015-present
Withy, Jeff	2010-13	2	New Orleans Pelicans Utah Jazz Dallas Mavericks	2014-15 2016-17 2017-18
Wright, Julian	2006-07	1	New Orleans Hornets Toronto Raptors	2007-10 2010-11

*Selected by New Orleans (NBA) in 1978 draft. *Selected by Indiana (NBA) in 1984 draft.

KU NBA CHAMPIONS (*NBA FINALS MVP)

CLYDE LOVELLETTE (1950-52 AT KU)	JACQUE VAUGHN (1994-97 AT KU)
1954 Minneapolis Lakers	2007 San Antonio Spurs
1963, 1964 Boston Celtics	PAUL PIERCE (1996-98 AT KU)
MAURICE KING (1955-57 AT KU)	*2008 Boston Celtics
1960 Boston Celtics	SCOT POLLARD (1994-97 AT KU)
WILT CHAMBERLAIN (1957-58 AT KU)	2008 Boston Celtics
1967 Philadelphia 76ers	MARIO CHALMERS (2006-08 AT KU)
*1972 L.A. Lakers	2012, 2013 Miami Heat
JO JO WHITE (1966-69 AT KU)	BRANDON RUSH (2006-08 AT KU)
1974, *1976 Boston Celtics	2015 Golden State Warriors
BILL BRIDGES (1959-61 AT KU)	SASHA KAUN (2005-08 AT KU)
1975 Golden State Warriors	2016 Cleveland Cavaliers
WAYNE SIMIEN (2002-05 AT KU)	MARKIEFF MORRIS (2009-11 AT KU)
2006 Miami Heat	2020 L.A. Lakers

OVERALL DRAFT PICKS

YEAR	NAME (ROUND/OVERALL SELECTION)
1948	Otto Schnellbacher (Providence region)
1952	Clyde Lovellette (1/10)
1953	Dean Kelley (8/56), Gil Reich (11/32)
1954	B.H. Born (3/22), Alan Kelley (7/56)
1957	Maurice King (6/48)
1958	Wilt Chamberlain (Territorial selection)
1959	Ron Loneski (10/134)
1961	Wayne Hightower (1/5), Bill Bridges (3/32)
1963	Nolen Ellison (4/29)
1966	Walt Wesley (1/6), Al Lopes (13/106)
1967	Ron Franz (4/33)
1968	Roger Bohnesstiel (9/120)
1969	Jo Jo White (1/9), Dave Nash (4/48), Bruce Sloan (11/153)
1971	Dave Robisch (3/44), Roger Brown (4/64), Pierre Russell (13/207)
1972	Bud Stallworth (1/7)
1975	Rick Suttle (7/110), Roger Morningstar (8/144)
1976	Norm Cook (1/16)
1977	Herb Nobles (6/124)
1978	Ken Koenigs (5/99), John Douglas (6/118)
1979	Paul Mokeski (2/42)
1981	Darnell Valentine (1/16), Art Housey (3/47), John Crawford (7/160), Randolph Carroll (10/220)
1982	Tony Guy (2/46), David Magley (2/28)
1984	Carl Henry (4/80), Brian Martin (9/185)
1986	Greg Drieling (2/26), Ron Kellogg (2/42), Calvin Thompson (4/71)
1988	Danny Manning (1/1), Archie Marshall (3/75)
1990	Kevin Pritchard (2/34)
1991	Mark Randall (1/26)
1993	Rex Walters (1/16), Adonis Jordan (2/42)
1994	Darrin Hancock (2/38)
1995	Greg Ostertag (1/28)
1997	Scot Pollard (1/19), Jacque Vaughn (1/27)
1998	Raef LaFrentz (1/3), Paul Pierce (1/10)
1999	Ryan Robertson (2/45)
2001	Eric Chenowith (2/42)
2002	Drew Gooden (1/4)
2003	Kirk Hinrich (1/7), Nick Collison (1/12)
2005	Wayne Simien (1/29)
2007	Julian Wright (1/13)
2008	Brandon Rush (1/13), Darrell Arthur (1/27), Mario Chalmers (2/34), Darnell Jackson (2/52), Sasha Kaun (2/56)
2010	Xavier Henry (1/12), Cole Aldrich (1/11)
2011	Markieff Morris (1/13), Marcus Morris (1/14), Josh Selby (2/49)
2012	Thomas Robinson (1/5), Tyshawn Taylor (2/41)
2013	Ben McLemore (1/7), Jeff Withey (2/39)
2014	Andrew Wiggins (1/1), Joel Embiid (1/3)
2015	Kelly Oubre Jr. (1/15)
2016	Cheick Diallo (2/33)
2017	Josh Jackson (1/4), Frank Mason III (2/34)
2018	Devonte' Graham (2/34), Sviatoslav Mykhailiuk (2/47)
2020	Udoka Azubuike (1/27)

NBA 1ST ROUND DRAFT PICKS

1952	Clyde Lovellette	2003	Nick Collison
1958	Wilt Chamberlain	2003	Kirk Hinrich
1961	Wayne Hightower	2005	Wayne Simien
1966	Walt Wesley	2007	Julian Wright
1969	Jo Jo White	2008	Brandon Rush
1972	Bud Stallworth	2008	Darrell Arthur
1976	Norm Cook	2010	Xavier Henry
1981	Darnell Valentine	2010	Cole Aldrich
1988	Danny Manning	2011	Marcus Morris
1991	Mark Randall	2011	Markieff Morris
1993	Rex Walters	2012	Thomas Robinson
1995	Greg Ostertag	2013	Ben McLemore
1997	Scot Pollard	2014	Andrew Wiggins
1997	Jacque Vaughn	2014	Joel Embiid
1998	Raef LaFrentz	2015	Kelly Oubre Jr.
1998	Paul Pierce	2017	Josh Jackson
2002	Drew Gooden	2020	Udoka Azubuike

2020-21 KANSAS BASKETBALL CONFERENCE CHAMPIONSHIPS

MISSOURI VALLEY CONFERENCE - 1908-28

YEAR	TEAM	CONFERENCE GAMES			ALL GAMES			COACH
		W	L	PCT.	W	L	PCT.	
1908	Kansas	6	0	1.000	18	6	.750	Dr. F. C. Allen
1909	Kansas	8	2	.800	25	3	.892	Dr. F. C. Allen
1910	Kansas	7	1	.875	18	1	.947	W. O. Hamilton
1911	Kansas	9	3	.750	12	6	.667	W. O. Hamilton
1912*	Nebraska	8	0	1.000	14	1	.933	E. O. Stiehm
	Kansas	6	2	.750	11	7	.611	W. O. Hamilton
1913	Nebraska	10	0	1.000	16	2	.889	E. O. Stiehm
1914*	Nebraska	7	0	1.000	15	3	.833	E. O. Stiehm
	Kansas	13	1	.929	17	1	.944	W. O. Hamilton
1915	Kansas	13	1	.929	16	1	.941	W. O. Hamilton
1916	Nebraska	12	0	1.000	13	1	.929	Samuel Waugh
1917	Kansas State	10	2	.833	15	2	.882	Z. G. Clevenger
1918	Missouri	15	1	.938	17	1	.944	Walter Meanwell
1919	Kansas State	10	2	.833	16	2	.889	Z. G. Clevenger
1920	Missouri	17	1	.944	17	1	.944	Walter Meanwell
1921	Missouri	17	1	.944	17	1	.944	J. Craig Ruby
1922	Kansas	15	1	.938	16	2	.889	Dr. F. C. Allen
	Missouri	15	1	.938	16	1	.941	J. Craig Ruby
1923	Kansas	16	0	1.000	17	1	.944	Dr. F. C. Allen
1924	Kansas	15	1	.938	15	3	.833	Dr. F. C. Allen
1925	Kansas	15	1	.938	17	1	.944	Dr. F. C. Allen
1926	Kansas	16	2	.889	16	2	.889	Dr. F. C. Allen
1927	Kansas	10	2	.833	15	2	.882	Dr. F. C. Allen
1928	Oklahoma	18	0	1.000	18	0	1.000	Hugh McDermott

*In 1912 and 1914 Kansas and Nebraska were divisional winners and declared conference co-champions since no playoffs were staged either year.

BIG SIX CONFERENCE - 1929-47

YEAR	TEAM	CONFERENCE GAMES			ALL GAMES			COACH
		W	L	PCT.	W	L	PCT.	
1929	Oklahoma	10	0	1.000	13	2	.867	Hugh McDermott
1930	Missouri	8	2	.800	15	3	.833	George Edwards
1931	Kansas	7	3	.700	15	3	.833	Dr. F. C. Allen
1932	Kansas	7	3	.700	13	5	.722	Dr. F. C. Allen
1933	Kansas	8	2	.800	13	4	.764	Dr. F. C. Allen
1934	Kansas	9	1	.900	16	1	.941	Dr. F. C. Allen
1935	Iowa State	8	2	.800	13	3	.812	Louis Menze
1936	Kansas	10	0	1.000	21	2	.913	Dr. F. C. Allen
1937	Kansas	8	2	.800	15	4	.789	Dr. F. C. Allen
	Nebraska	8	2	.800	13	7	.650	W. H. Browne
1938	Kansas	9	1	.900	18	2	.900	Dr. F. C. Allen
1939	Missouri	7	3	.700	12	6	.667	George Edwards
	Oklahoma	7	3	.700	12	9	.571	Bruce Drake
1940	Kansas	8	2	.800	19	6	.760	Dr. F. C. Allen
	Missouri	8	2	.800	13	6	.684	George Edwards
	Oklahoma	8	2	.800	12	7	.632	Bruce Drake
1941	Iowa State	7	3	.700	15	4	.789	Louis Menze
	Kansas	7	3	.700	12	6	.667	Dr. F. C. Allen
1942	Kansas	8	2	.800	17	5	.773	Dr. F. C. Allen
	Oklahoma	8	2	.800	11	7	.611	Bruce Drake
1943	Kansas	10	0	1.000	22	6	.786	Dr. F. C. Allen
1944	Iowa State	9	1	.900	14	4	.778	Louis Menze
	Oklahoma	9	1	.900	16	8	.667	Bruce Drake
1945	Iowa State	8	2	.800	11	5	.688	Louis Menze
1946	Kansas	10	0	1.000	19	2	.905	Dr. F. C. Allen
1947	Oklahoma	8	2	.800	24	7	.871	Bruce Drake

BIG SEVEN CONFERENCE - 1948-58

YEAR	TEAM	CONFERENCE GAMES			ALL GAMES			COACH
		W	L	PCT.	W	L	PCT.	
1948	Kansas State	9	3	.750	22	6	.786	Jack Gardner
1949	Nebraska	9	3	.750	16	10	.615	Harry Good
	Oklahoma	9	3	.750	14	10	.583	Bruce Drake
1950	Kansas State	8	4	.667	17	7	.708	Jack Gardner
	Nebraska	8	4	.667	16	7	.696	Harry Good
	Kansas	8	4	.667	14	11	.560	Dr. F. C. Allen
1951	Kansas State	11	1	.917	25	4	.862	Jack Gardner
1952	Kansas	11	1	.917	28	3	.903	Dr. F. C. Allen
1953	Kansas	10	2	.833	19	6	.760	Dr. F. C. Allen
1954	Kansas	10	2	.833	16	5	.762	Dr. F. C. Allen
	Colorado	10	2	.833	11	11	.500	H. B. Lee
1955	Colorado	11	1	.917	19	6	.760	H. B. Lee
1956	Kansas State	9	3	.750	17	8	.680	Tex Winter
1957	Kansas	11	1	.917	24	3	.889	Dick Harp
1958	Kansas State	10	2	.833	22	5	.815	Tex Winter

BIG EIGHT CONFERENCE - 1959-96

YEAR	TEAM	CONFERENCE GAMES			ALL GAMES			COACH
		W	L	PCT.	W	L	PCT.	
1959	Kansas State	14	0	1.000	25	2	.926	Tex Winter
1960	Kansas	10	4	.714	19	9	.679	Dick Harp
	Kansas State	10	4	.714	16	10	.615	Tex Winter
1961	Kansas State	13	1	.929	23	4	.852	Tex Winter
1962	Colorado	13	1	.929	19	7	.731	Russell Walseth
1963	Colorado	11	3	.786	19	7	.731	Russell Walseth
	Kansas State	11	3	.786	16	9	.640	Tex Winter
1964	Kansas State	12	2	.857	22	7	.759	Tex Winter
1965	Oklahoma State	12	2	.857	20	7	.741	Henry Iba
1966	Kansas	13	1	.929	23	4	.852	Ted Owens
1967	Kansas	13	1	.929	23	4	.852	Ted Owens
1968	Kansas State	11	3	.786	19	9	.679	Tex Winter
1969	Colorado	10	4	.714	21	7	.750	Russell Walseth
1970	Kansas State	10	4	.714	20	8	.714	Cotton Fitzsimmons
1971	Kansas	14	0	1.000	27	3	.900	Ted Owens
1972	Kansas State	12	2	.857	19	9	.679	Jack Hartman
1973	Kansas State	12	2	.857	23	5	.821	Jack Hartman
1974	Kansas	13	1	.929	23	7	.767	Ted Owens
1975	Kansas	11	3	.786	19	8	.704	Ted Owens
1976	Missouri	12	2	.857	26	5	.839	Norm Stewart
1977	Kansas State	11	3	.786	23	8	.742	Jack Hartman
1978	Kansas	13	1	.929	24	5	.828	Ted Owens
1979	Oklahoma	10	4	.714	21	10	.677	Dave Bliss
1980	Missouri	11	3	.786	25	6	.807	Norm Stewart
1981	Missouri	10	4	.714	22	10	.688	Norm Stewart
1982	Missouri	12	2	.857	27	3	.900	Norm Stewart
1983	Missouri	12	2	.857	26	8	.764	Norm Stewart
1984	Oklahoma	13	1	.929	29	5	.853	Billy Tubbs
1985	Oklahoma	13	1	.929	31	6	.849	Billy Tubbs
1986	Kansas	13	1	.929	35	4	.847	Larry Brown
1987	Missouri	11	3	.786	24	10	.706	Norm Stewart
1988	Oklahoma	12	2	.857	35	4	.897	Billy Tubbs
1989	Oklahoma	12	2	.857	30	6	.833	Billy Tubbs
1990	Missouri	12	2	.857	26	6	.813	Norm Stewart
1991	Kansas	10	4	.714	27	8	.771	Roy Williams
	Oklahoma State	10	4	.714	24	8	.750	Eddie Sutton
1992	Kansas	11	3	.786	27	5	.844	Roy Williams
1993	Kansas	11	3	.786	29	7	.806	Roy Williams
1994	Missouri	14	0	1.000	28	4	.875	Norm Stewart
1995	Kansas	11	3	.786	25	6	.806	Roy Williams
1996	Kansas	12	2	.857	29	5	.853	Roy Williams

BIG 12 CONFERENCE - 1997-PRESENT

YEAR	TEAM	CONFERENCE GAMES			ALL GAMES			COACH
		W	L	PCT.	W	L	PCT.	
1997	Kansas	15	1	.938	34	2	.944	Roy Williams
1998	Kansas	15	1	.938	35	4	.897	Roy Williams
1999	Texas	13	3	.813	19	13	.594	Rick Barnes
2000	Iowa State	14	2	.875	32	5	.865	Larry Eustachy
2001	Iowa State	13	3	.813	25	6	.806	Larry Eustachy
2002	Kansas	16	0	1.000	33	4	.892	Roy Williams
2003	Kansas	14	2	.875	30	8	.789	Roy Williams
2004	Oklahoma State	14	2	.875	31	3	.912	Eddie Sutton
2005	Kansas	12	4	.750	23	7	.767	Bill Self
	Oklahoma	12	4	.750	25	8	.758	Kelvin Sampson
2006	Kansas	13	3	.813	25	8	.758	Bill Self
	Texas	13	3	.813	30	7	.811	Rick Barnes
2007	Kansas	14	2	.875	33	5	.868	Bill Self
2008	Kansas	13	3	.813	37	3	.925	Bill Self
	Texas	13	3	.813	31	7	.816	Rick Barnes
2009	Kansas	14	2	.875	27	8	.771	Bill Self
2010	Kansas	15	1	.938	33	3	.917	Bill Self
2011	Kansas	14	2	.875	35	3	.921	Bill Self
2012	Kansas	16	2	.888	32	7	.821	Bill Self
2013	Kansas	14	4	.778	31	6	.838	Bill Self
	Kansas State	14	4	.778	27	8	.771	Bruce Weber
2014	Kansas	14	4	.778	25	10	.714	Bill Self
2015	Kansas	13	5	.722	27	9	.750	Bill Self
2016	Kansas	15	3	.833	33	5	.868	Bill Self
2017	Kansas	16	2	.889	31	5	.861	Bill Self
2018	Kansas	13	5	.722	31	8	.795	Bill Self
2019	Texas Tech	14	4	.778	31	7	.816	Chris Beard
	Kansas State	14	4	.778	25	9	.735	Bruce Weber
2020	Kansas	17	1	.944	28	3	.903	Bill Self

2020-21 KANSAS BASKETBALL CONFERENCE POSTSEASON

KU'S CHAMPIONSHIP HISTORY

	BIG EIGHT	BIG 12	TOTAL
Overall	30-16	46-12	76-28
First Round	18-2	1-0	19-2
Quarterfinals	--	20-3	20-3
Semifinals	8-10	14-6	22-16
Championship	4-4	11-3	15-7

CONFERENCE POSTSEASON TOURNAMENT TITLES (Includes previous leagues)

TITLES TEAM (YEARS)

15	KANSAS (1981, 84, 86, 92, 97, 98, 99, 2006, 07, 08, 10, 11, 13, 16, 18)
13	West Virginia (1955, 56, 57, 58, 59, 60, 62, 63, 65, 67, 83, 84, 2010)
8	Missouri (1978, 82, 87, 89, 91, 93, 09, 12)
7	Oklahoma (1979, 85, 88, 90, 2001, 02, 03)
6	Iowa State (1996, 2000, 14, 15, 17, 19)
5	Texas Tech (1976, 85, 86, 93, 96)
4	Oklahoma State (1983, 95, 2004, 05)
2	Texas (1994, 95)
2	Texas A&M (1980, 87)
2	Kansas State (1977, 80)
1	Nebraska (1994)

KU'S ALL-TOURNAMENT SELECTIONS

BIG EIGHT

1979	David Magley Paul Mokeski
1980	Darnell Valentine
1981	Darnell Valentine (M.O.P.) Art Housey
1983	Kelly Knight
1984	Carl Henry Calvin Thompson
1986	Danny Manning (M.O.P.) Cedric Hunter
1987	Danny Manning (M.O.P.)
1992	Alonzo Jamison Richard Scott Rex Walters
1996	Raef LaFrentz Ryan Robertson Jacque Vaughn

BIG 12

1997	Paul Pierce (M.O.P.) Raef LaFrentz Jacque Vaughn
1998	Paul Pierce (M.O.P.) Raef LaFrentz
1999	Jeff Boschee (M.O.P.) Eric Chenowith
2002	Nick Collison Drew Gooden
2004	Wayne Simien
2005	Wayne Simien
2006	Mario Chalmers (M.O.P.) Julian Wright
2007	Brandon Rush Julian Wright
2008	Brandon Rush (M.O.P.) Mario Chalmers
2010	Sherron Collins (M.O.P.) Cole Aldrich
2011	Marcus Morris (M.O.P.) Markieff Morris
2013	Jeff Withey (M.O.P.) Perry Ellis
2014	Andrew Wiggins
2015	Wayne Selden Jr.
2016	Devonte' Graham (M.O.P.) Perry Ellis
2018	Malik Newman (M.O.P.) Devonte' Graham
2019	Devon Dotson Dedric Lawson

76
CONFERENCE CHAMPIONSHIP VICTORIES

15
CONFERENCE POSTSEASON TOURNAMENT TITLES

11
BIG 12 POSTSEASON CHAMPIONSHIPS

KANSAS VS. OPPONENTS IN CHAMPIONSHIP

*includes Big Eight Conference

BAYLOR (2-2)

L, 64-71	2009	quarters
L, 72-81	2012	semis
W, 62-52	2015	semis
W, 70-66	2016	semis

COLORADO (8-0)

W, 82-66	1978	first
W, 75-65	1980	first
W, 82-76	1991	semis
W, 84-66	1992	first
W, 82-65	1993	first
W, 88-55	1996	first
W, 102-73	2002	quarters
W, 90-83	2011	semis

IOWA STATE (6-6)

W, 91-70	1979	first
L, 59-75	1985	semis
W, 73-71	1986	finals
W, 118-75	1990	first
L, 72-80	1995	semis
L, 55-56	1996	finals
W, 72-48	1997	semis
W, 89-74	2003	quarters
W, 88-73	2013	semis
L, 83-94	2014	semis
L, 66-70	2015	finals
L, 66-78	2019	finals

KANSAS STATE (16-7)

L, 67-80	1977	semis
L, 76-87	1978	semis
L, 58-79	1980	finals
W, 80-68	1981	finals
L, 62-74	1982	first
W, 70-59	1984	semis
W, 74-51	1986	first
L, 54-69	1988	semis
L, 65-73	1989	first
L, 67-74	1993	semis
W, 73-52	1994	first
W, 90-45	1995	first
W, 61-55	1996	semis
W, 68-61	1998	quarters
W, 69-58	1999	semis
W, 84-60	2000	first
W, 94-63	2001	quarters
W, 80-67	2005	quarters
W, 67-61	2007	semis
W, 72-64	2010	finals
W, 70-54	2013	finals
W, 85-63	2016	quarters
W, 83-67	2018	semis

MISSOURI (5-2)

W, 76-73	1979	semis
W, 80-71	1980	semis
W, 75-70	1981	semis
L, 65-67	1987	finals
W, 87-60	1997	finals
L, 63-68	2003	semis
W, 94-69	2004	quarters

NEBRASKA (6-1)

W, 61-58	1977	first
W, 74-69	1985	first
L, 83-87	1991	semis
W, 91-59	1998	semis
W, 69-50	1999	quarters
W, 79-65	2006	semis
W, 64-54	2008	quarters

OKLAHOMA (7-4)

L, 65-80	1979	finals
W, 87-77	1983	first
W, 79-78	1984	finals
W, 72-70	1986	semis
W, 82-77	1987	semis
L, 77-95	1990	semis
W, 85-67	1992	semis
W, 72-58	1998	finals
L, 57-62	2001	semis
L, 55-64	2002	finals
W, 64-47	2007	quarters

OKLAHOMA STATE (11-4)

W, 96-69	1981	first
L, 83-90	1983	semis
W, 75-58	1984	first
W, 67-58	1987	first
W, 74-58	1988	first
W, 66-57	1992	finals
L, 68-69	1994	semis
W, 74-59	1997	quarters
W, 53-37	1999	finals
L, 58-77	2000	quarters
L, 75-78	2005	semis
W, 63-62	2006	quarters
W, 63-62	2011	quarters
W, 77-70 ot	2014	quarters
W, 82-68	2018	quarters

TCU (1-1)

W, 64-59	2015	quarters
L, 82-85	2017	quarters

TEXAS (5-1)

L, 60-64	2004	semis
W, 80-68	2006	finals
W, 88-84 ot	2007	finals
W, 84-74	2008	finals
W, 85-73	2011	finals
W, 65-57	2019	quarters

TEXAS A&M (3-0)

W, 77-71	2008	semis
W, 79-66	2010	semis
W, 83-66	2012	quarters

TEXAS TECH (3-0)

W, 90-50	2002	semis
W, 80-68	2010	quarters
W, 91-63	2013	quarters

WEST VIRGINIA (3-0)

W, 81-71	2016	finals
W, 81-70	2018	finals
W, 88-74	2019	semis

2020-21 KANSAS BASKETBALL

SEASON-BY-SEASON

YEAR	OVERALL		CONFERENCE		COACH	CAPTAIN(S)	CONFERENCE FINISH	POSTSEASON
	W	L	W	L				
1898-99	7	4	—	—	Dr. James Naismith	Will Sutton		
1899-1900	3	4	—	—	Dr. James Naismith	Herbert Owen		
1900-01	4	8	—	—	Dr. James Naismith	Fred Owens		
1901-02	5	7	—	—	Dr. James Naismith	C. A. Smith		
1902-03	7	8	—	—	Dr. James Naismith	Joe Alford		
1903-04	5	8	—	—	Dr. James Naismith	Harry Allen		
1904-05	5	6	—	—	Dr. James Naismith	C. J. Bliss, Ira J. Adams		
1905-06	12	7	—	—	Dr. James Naismith	M. B. Miller		
1906-07	7	8	—	—	Dr. James Naismith	M. B. Miller		
1907-08	18	6	6	0	Dr. F. C. Allen	George McCune	First	
1908-09	25	3	8	2	Dr. F. C. Allen	Earl Woodard	First	
1909-10	18	1	7	1	W. O. Hamilton	Tommy Johnson	First	
1910-11	12	6	9	3	W. O. Hamilton	Robert Heizer	First	
1911-12	11	7	6	2	W. O. Hamilton	George Stuckey	First	
1912-13	16	6	7	3	W. O. Hamilton	Charles Greenlees	Second	
1913-14	17	1	13	1	W. O. Hamilton	Ralph Sproull	First-Tie	
1914-15	16	1	13	1	W. O. Hamilton	R. A. Dunmire	First	
1915-16	6	12	5	11	W. O. Hamilton	Lawrence Cole	Fourth	
1916-17	12	8	9	7	W. O. Hamilton	Lawrence S. Nelson	Fourth	
1917-18	10	8	9	8	W. O. Hamilton	Rudolph Uhrlaub	Third	
1918-19	7	9	5	9	W. O. Hamilton	Kelsey Mathews	Fifth	
1919-20	11	7	9	7	Karl Schlademan & Dr. F.C. Allen	Arthur Lonborg	Third	
1920-21	10	8	10	8	Dr. F. C. Allen	Ernest Uhrlaub	Fourth	
1921-22	16	2	15	1	Dr. F. C. Allen	George Rody	First-Tie	Helms National Champions
1922-23	17	1	16	0	Dr. F. C. Allen	Paul Endacott	First	Helms National Champions
1923-24	16	3	15	1	Dr. F. C. Allen	Charles Black	First	
1924-25	17	1	15	1	Dr. F. C. Allen	Tusten Ackerman	First	
1925-26	16	2	16	2	Dr. F. C. Allen	Wilferd Belgard	First	
1926-27	15	2	10	2	Dr. F. C. Allen	Harold Schmidt	First	
1927-28	9	9	9	9	Dr. F. C. Allen	James Hill, Glenn Burton	Fourth	
1928-29	3	15	2	8	Dr. F. C. Allen	Forrest Cox	Fifth-Tie	
1929-30	14	4	7	3	Dr. F. C. Allen	Russell Thomson	Second	
1930-31	15	3	7	3	Dr. F. C. Allen	Tom Bishop	First	
1931-32	13	5	7	3	Dr. F. C. Allen	Ted O'Leary, Lee Page	First	
1932-33	13	4	8	2	Dr. F. C. Allen	William Johnson	First	
1933-34	16	1	9	1	Dr. F. C. Allen	Paul Harrington	First	
1934-35	15	5	12	4	Dr. F. C. Allen	Dick Wells	Second	
1935-36	21	2	10	0	Dr. F. C. Allen	Ray Ebling	First	Olympic Playoffs
1936-37	15	4	8	2	Dr. F. C. Allen	Paul Rogers, Ray Noble	First-Tie	
1937-38	18	2	9	1	Dr. F. C. Allen	Fred Pralle	First	
1938-39	13	7	6	4	Dr. F. C. Allen	Lyman Corlis	Third	
1939-40	19	6	8	2	Dr. F. C. Allen	Don Ebling, Dick Harp	First-Tie	NCAA (Second Place)
1940-41	12	6	7	3	Dr. F. C. Allen	Howard Engleman, John Kline, Bob Allen	First-Tie	
1941-42	17	5	8	2	Dr. F. C. Allen	Ralph Miller	First-Tie	NCAA Regionals
1942-43	22	6	10	0	Dr. F. C. Allen	John Buescher	First	
1943-44	17	9	5	5	Dr. F. C. Allen	Harold McSpadden	Third	
1944-45	12	5	7	3	Dr. F. C. Allen	Gordon Reynolds, Kirk Scott	Second	
1945-46	19	2	10	0	Dr. F. C. Allen	*T. P. Hunter	First	
1946-47	16	11	5	5	†Dr. F. C. Allen & Howard Engleman	Charlie Black	Third-Tie	
1947-48	9	15	4	8	Dr. F. C. Allen	Otto Schnellbacher	Sixth-Tie	
1948-49	12	12	3	9	Dr. F. C. Allen	Bill Sapp	Sixth-Tie	
1949-50	14	11	8	4	Dr. F. C. Allen	Claude Houchin	First-Tie	
1950-51	16	8	8	4	Dr. F. C. Allen	Jerry Waugh	Second-Tie	
1951-52	28	3	11	1	Dr. F. C. Allen	Clyde Lovellette, Bill Lienhard, Bob Kenney, John Keller, Bill Houglan	First	NCAA Champions
1952-53	19	6	10	2	Dr. F. C. Allen	Dean Kelley	First	NCAA (Second Place)
1953-54	16	5	10	2	Dr. F. C. Allen	Al Kelley, B. H. Born	First-Tie	
1954-55	11	10	5	7	Dr. F. C. Allen	John Anderson	Fifth	
1955-56	14	9	6	6	Dr. F. C. Allen	Dallas Dobbs	Fifth	
1956-57	24	3	11	1	Dick Harp	Gene Elstun, John Parker	First	NCAA (Second Place)
1957-58	18	5	8	4	Dick Harp	None Elected	Second-Tie	
1958-59	11	14	8	6	Dick Harp	None Elected	Third-Tie	
1959-60	19	9	10	4	Dick Harp	None Elected	First-Tie	NCAA Regional Finals
1960-61	17	8	10	4	Dick Harp	Bill Bridges, Dee Ketchum	Second-Tie	
1961-62	7	18	3	11	Dick Harp	None Elected	Seventh-Tie	
1962-63	12	13	5	9	Dick Harp	Nolen Ellison	Sixth-Tie	
1963-64	13	12	8	6	Dick Harp	Harry Gibson, Al Correll	Third	
1964-65	17	8	9	5	Ted Owens	David Schichtle	Second	
1965-66	23	4	13	1	Ted Owens	Delvy Lewis, Riney Lochmann	First	NCAA Regional Finals
1966-67	23	4	13	1	Ted Owens	Ron Franz	First	NCAA Regionals
1967-68	22	8	10	4	Ted Owens	Rodger Bohnenstiehl	Second	NIT (Second Place)
1968-69	20	7	9	5	Ted Owens	Bruce Sloan, Jo Jo White	Second-Tie	NIT

2020-21 KANSAS BASKETBALL SEASON-BY-SEASON

YEAR	OVERALL		CONFERENCE		COACH	CAPTAIN(S)	CONFERENCE FINISH	POSTSEASON
	W	L	W	L				
1969-70	.17	.9	.8	.6	Ted Owens	Chester Lawrence	Second	
1970-71	.27	.3	.14	.0	Ted Owens	Pierre Russell	First	NCAA (Fourth Place)
1971-72	.11	.15	.7	.7	Ted Owens	Bud Stallworth	Fourth-Tie	
1972-73	.8	.18	.4	.10	Ted Owens	Wilson Barrow	Sixth-Tie	
1973-74	.23	.7	.13	.1	Ted Owens	Tom Kivist, Dave Taynor	First	NCAA (Fourth Place)
1974-75	.19	.8	.11	.3	Ted Owens	Danny Knight, Dale Greenlee	First	NCAA Regionals
1975-76	.13	.13	.6	.8	Ted Owens	Norman Cook	Fourth-Tie	
1976-77	.18	.10	.8	.6	Ted Owens	Ken Koenigs	Fourth	
1977-78	.24	.5	.13	.1	Ted Owens	Ken Koenigs, John Douglas	First	NCAA Regionals
1978-79	.18	.11	.8	.6	Ted Owens	Paul Mokeski, Brad Sanders	Second-Tie	
1979-80	.15	.14	.7	.7	Ted Owens	Randolph Carroll, Mac Stallcup	Third-Tie	
1980-81	.24	.8	.9	.5	Ted Owens	Darnell Valentine, Tony Guy	Second-Tie	Big 8 Postseason Champs/NCAA Regional Semifinals
1981-82	.13	.14	.4	.10	Ted Owens	Tony Guy, David Magley	Seventh	
1982-83	.13	.16	.4	.10	Ted Owens	Jeff Dishman, Mark Summers	Seventh-Tie	
1983-84	.22	.10	.9	.5	Larry Brown	Carl Henry, Kelly Knight, Brian Martin	Second	Big 8 Postseason Champs/NCAA Regionals
1984-85	.26	.8	.11	.3	Larry Brown	Tad Boyle	Second	NCAA Regionals
1985-86	.35	.4	.13	.1	Larry Brown	Mark Turgeon, Greg Dreiling	First	Big 8 Postseason Champs/NCAA Semifinals
1986-87	.25	.11	.9	.5	Larry Brown	Mark Turgeon, Cedric Hunter	Second-Tie	NCAA Regionals
1987-88	.27	.11	.9	.5	Larry Brown	Archie Marshall, Danny Manning, Chris Piper	Third	NCAA Champions
1988-89	.19	.12	.6	.8	Roy Williams	Milt Newton, Scooter Barry	Sixth	
1989-90	.30	.5	.11	.3	Roy Williams	Kevin Pritchard, Rick Calloway	Second-Tie	NCAA Regionals
1990-91	.27	.8	.10	.4	Roy Williams	Jeff Gueldner, Freeman West	First-Tie	NCAA Finals (Second Place)
1991-92	.27	.5	.11	.3	Roy Williams	Terry Brown, Mike Maddox	First	Big 8 Postseason Champs/NCAA Regionals
1992-93	.29	.7	.11	.3	Roy Williams	Mark Randall, Kirk Wagner	First	NCAA Semifinals
1993-94	.27	.8	.9	.5	Roy Williams	Alonzo Jamison, Macolm Nash	Third	NCAA Regional Semifinals
1994-95	.25	.6	.11	.3	Roy Williams	David Johanning, Lane Czaplinski	First	NCAA Regional Semifinals
1995-96	.29	.5	.12	.2	Roy Williams	Adonis Jordan, Eric Pauley, Rex Walters	First	NCAA Regional Finals
1996-97	.34	.2	.15	.1	Roy Williams	Patrick Richey, Richard Scott	First	Big 12 Postseason Champs/NCAA Regional Semifinals
1997-98	.35	.4	.15	.1	Roy Williams	Steve Woodberry, Blake Weichbrodt	First	Big 12 Postseason Champs/NCAA Regionals
1998-99	.23	.10	.11	.5	Roy Williams	Greg Gurley, Scott Novosel, Greg Ostertag	Second-Tie	Big 12 Postseason Champs/NCAA Regionals
1999-2000	.24	.10	.11	.5	Roy Williams	Sean Pearson, Calvin Rayford, T.J. Whately	Fifth	NCAA Regionals
2000-01	.26	.7	.12	.4	Roy Williams	Jerod Haase, Scot Pollard	Second-Tie	NCAA Regional Semifinals
2001-02	.33	.4	.16	.0	Roy Williams	Jacque Vaughn, B.J. Williams	First	NCAA Semifinals
2002-03	.30	.8	.14	.2	Roy Williams	Raef LaFrentz, C.B. McGrath, Billy Thomas	First	NCAA Finals (Second Place)
2003-04	.24	.9	.12	.4	Bill Self	Jelani Janisse, Chris Martin	Second-Tie	NCAA Regional Finals
2004-05	.23	.7	.12	.4	Bill Self	T.J. Pugh, Ryan Robertson	First-Tie	NCAA First Round
2005-06	.25	.8	.13	.3	Bill Self	Nick Bradford, Lester Earl	First-Tie	Big 12 Postseason Champs/NCAA First Round
2006-07	.33	.5	.14	.2	Bill Self	Ashante Johnson, Terry Nooner	First	Big 12 Postseason Champs/NCAA Regional Finals
2007-08	.37	.3	.13	.3	Bill Self	Eric Chenowith, Kenny Gregory	First-Tie	Big 12 Postseason Champs/NCAA Champions
2008-09	.27	.8	.14	.2	Bill Self	Jeff Boschee, Jeff Carey	First	NCAA Regional Semifinals
2009-10	.33	.3	.15	.1	Bill Self	Nick Collison, Kirk Hinrich	First	Big 12 Postseason Champs/NCAA Second Round
2010-11	.35	.3	.14	.2	Bill Self	Tyrel Reed, Brady Morningstar, Mario Little	First	Big 12 Postseason Champs/NCAA Regional Finals
2011-12	.32	.7	.16	.2	Bill Self	Thomas Robinson, Tyshawn Taylor	First	NCAA Finals (Second Place)
2012-13	.31	.6	.14	.4	Bill Self	Elijah Johnson, Travis Releford, Jeff Withey	First-Tie	Big 12 Postseason Champs/NCAA Regional Semifinals
2013-14	.25	.10	.14	.4	Bill Self		First	NCAA Third Round
2014-15	.27	.9	.13	.5	Bill Self		First	NCAA Third Round
2015-16	.33	.5	.15	.3	Bill Self		First	Big 12 Postseason Champs/NCAA Regional Finals
2016-17	.31	.5	.16	.2	Bill Self		First	NCAA Regional Finals
2017-18	.31	.8	.13	.5	Bill Self		First	Big 12 Postseason Champs/NCAA Semifinals
2018-19	.26	.10	.12	.6	Bill Self		Third	NCAA Second Round
2019-20	.28	.3	.17	.1	Bill Self		First	Postseason Big 12/NCAA Championships canceled due to Coronavirus Outbreak

Overall Total 2,302-862 (.727)
Conference Total 1,130-437 (.721)

!Schlademan coached season's first game before Allen took over. *Elected posthumously in 1946. Killed in Guam during World War II on July 21, 1944, while fighting with the Ninth Marines as a first lieutenant.†Engleman finished out season as head coach when Allen was ordered to take a rest after the 13th game because of a head injury.

KU'S RECORD BY DECADE, SITE

YEARS	OVERALL	HOME	AWAY	NEUTRAL	YEARS	OVERALL	HOME	AWAY	NEUTRAL
1899	7-4 (.636)	4-0 (1.000)	3-4 (.429)	0-0 (.000)	1970-79	178-99 (.643)	113-24 (.825)	41-55 (.427)	24-20 (.545)
1900-09	91-65 (.583)	39-16 (.709)	50-48 (.510)	2-1 (.667)	1980-89	219-108 (.669)	126-23 (.846)	49-63 (.438)	44-22 (.667)
1910-19	125-59 (.679)	74-22 (.771)	50-36 (.581)	1-1 (.500)	1990-99	286-60 (.827)	137-10 (.932)	73-29 (.716)	76-21 (.784)
1920-29	130-50 (.722)	61-20 (.753)	68-27 (.716)	1-3 (.250)	2000-09	282-69 (.803)	150-9 (.943)	68-31 (.687)	64-29 (.688)
1930-39	153-37 (.805)	77-8 (.906)	60-25 (.706)	16-4 (.800)	2010-19	302-68 (.816)	165-8 (.954)	71-36 (.664)	78-24 (.765)
1940-49	155-77 (.668)	73-17 (.811)	55-46 (.545)	27-14 (.659)	2020-	18-1 (.947)	9-1 (.900)	9-0 (1.000)	0-0 (.000)
1950-59	171-74 (.698)	79-16 (.832)	58-44 (.569)	34-14 (.708)	Totals	2,302-862 (.726)	1,168-203 (.852)	705-488 (.591)	401-168 (.705)
1960-69	173-91 (.655)	76-30 (.717)	60-45 (.571)	37-16 (.698)					

HOME games are contests played in Lawrence only and from 2007-18 one game in K.C. that is a part of the season ticket package. AWAY games are those played in city of opponent. NEUTRAL games include games played in Kansas City, except when Kansas played Rockhurst College, the Kansas City Athletic Club or the Kansas City YMCA (those counted as AWAY games).

2020-21 KANSAS BASKETBALL TELEVISION HISTORY

AXSTV

Date	Game	Site	Result
11/28/13	#Wake Forest	N	W, 87-78

CBS

Date	Game	Site	Result
2/29/20	Kansas State	A	W, 62-58
1/8/20	Baylor	H	L, 55-67
3/2/19	Oklahoma State	A	W, 72-67
2/2/19	Texas Tech	H	W, 79-63
3/25/18	#Duke	N	W, 85-81 (ot)
3/23/18	#Clemson	N	W, 80-76
2/10/18	Baylor	A	L, 64-80
2/3/18	Oklahoma State	H	L, 79-84
3/23/17	#Purdue	N	W, 98-66
3/19/17	#Michigan State	N	W, 90-70
2/18/17	Baylor	A	W, 67-65
1/21/17	Texas	H	W, 79-67
3/26/16	#Villanova	N	L, 59-64
3/24/16	#Maryland	N	W, 79-63
3/19/16	#Connecticut	N	W, 73-61
1/2/16	Baylor	H	W, 102-74
3/22/15	#Wichita State	N	L, 65-78
3/20/15	#New Mexico State	N	W, 75-56
2/14/15	Baylor	H	W, 74-64
1/24/15	Texas	A	W, 75-62
1/4/15	UNLV	H	W, 76-61
3/23/14	Stanford	N	L, 57-60
1/18/14	Oklahoma State	H	W, 80-78
1/4/14	San Diego State	H	L, 57-61
3/24/13	#North Carolina	N	W, 70-58
3/2/13	West Virginia	H	W, 91-65
1/19/13	Texas	A	W, 64-59
1/6/13	Temple	H	W, 69-62
12/22/12	Ohio State	A	W, 74-66
4/2/12	#Kentucky	N	L, 59-67
3/31/12	#Ohio State	N	W, 64-62
3/25/12	#North Carolina	N	W, 80-67 (ot)
2/25/12	Missouri	H	W, 87-86
1/21/12	Texas	A	W, 69-66
3/27/11	#VCU	N	L, 61-71
3/5/11	Missouri	A	W, 70-66
1/22/11	Texas	H	L, 63-74
1/9/11	Michigan	A	W, 67-60 (ot)
3/20/10	#Northern Iowa	N	L, 67-69
3/18/10	#Lehigh	N	W, 90-74
3/6/10	Missouri	A	W, 77-56
2/27/10	Oklahoma State	A	L, 77-85
1/10/10	Tennessee	A	L, 68-76
3/27/09	#Michigan State	N	L, 62-67
3/22/09	#Dayton	N	W, 60-43
3/20/09	#North Dakota St.	N	W, 84-74
3/7/09	Texas	H	W, 83-73
3/1/09	Missouri	H	W, 90-65
1/10/09	Michigan State	A	L, 62-75
4/7/08	#Memphis	N	W, 75-68 (ot)
4/5/08	#North Carolina	N	W, 84-66
3/30/08	#Davidson	N	W, 59-57
3/28/08	#Villanova	N	W, 72-57
3/22/08	#UNLV	N	W, 75-56
3/20/08	#Portland State	N	W, 85-61
3/8/08	Texas A&M	A	W, 72-55
2/23/08	Oklahoma State	A	L, 60-61
3/24/07	#UCLA	N	L, 68-55
3/22/07	#Southern Illinois	N	W, 61-58
3/18/07	#Kentucky	N	W, 88-76
3/16/07	#Niagara	N	W, 107-67
3/3/07	Texas	H	W, 90-86
1/7/07	South Carolina	A	W, 70-54
12/23/06	Boston College	H	W, 84-66

3/17/06	#Bradley	N	L, 73-77
2/18/06	Missouri	H	W, 79-46
2/5/06	Oklahoma	H	W, 59-58
3/6/05	Missouri	A	L, 72-68
2/27/05	Oklahoma State	H	W, 81-79
1/9/05	Kentucky	A	W, 65-59
3/28/04	#Georgia Tech	N	L, 71-79 (ot)
3/26/04	#UAB	N	W, 100-74
3/21/04	#Pacific	N	W, 78-63
3/19/04	#Illinois-Chicago	N	W, 77-53
3/7/04	Missouri	A	W, 84-82
2/29/04	Oklahoma	H	W, 79-58
4/7/03	#Syracuse	N	L, 78-81
4/5/03	#Marquette	N	W, 94-61
3/29/03	#Arizona	N	W, 78-75
3/27/03	#Duke	N	W, 69-65
3/22/03	#Arizona State	N	W, 108-76
3/20/03	#Utah State	N	W, 64-61
3/9/03	Missouri	A	W, 79-74
2/23/03	Oklahoma	A	L, 70-77
1/25/03	Arizona	H	L, 74-91
12/21/02	UCLA	H	W, 87-70
12/7/02	Oregon	N	L, 78-84
3/30/02	#Maryland	N	L, 88-97
3/24/02	#Oregon	N	W, 104-86
3/22/02	#Illinois	N	W, 73-69
3/16/02	#Stanford	N	W, 86-63
3/14/02	#Holy Cross	N	W, 70-59
3/3/02	Missouri	A	W, 95-92
2/24/02	Nebraska	A	W, 88-87
1/12/02	UCLA	A	L, 77-87
12/1/01	Arizona	A	W, 105-97
3/23/01	#Illinois	N	L, 64-80
3/18/01	#Syracuse	N	W, 87-58
3/16/01	#CS Northridge	N	W, 99-75
3/4/01	Missouri	H	W, 75-59
2/17/01	Iowa State	A	L, 71-79
2/3/01	Texas	H	W, 82-66
12/23/00	Ohio State	A	W, 69-68
3/19/00	#Duke	N	L, 64-69
3/17/00	#DePaul	N	W, 81-77 (ot)
3/5/00	Missouri	H	W, 83-82
3/14/99	#Kentucky	N	L, 88-92 (ot)
3/12/99	#Evansville	N	W, 85-74
2/28/99	Iowa State	A	L, 50-52
1/24/99	Missouri	H	L, 63-71
12/19/98	Illinois	N	W, 65-55
3/15/98	#Rhode Island	N	L, 75-80
3/13/98	#Prairie View A&M	N	W, 110-52
2/8/98	Missouri	H	W, 80-70
1/17/98	Kansas State	H	W, 69-62
1/10/98	Texas	A	W, 102-72
3/21/97	#Arizona	N	L, 82-85
3/15/97	#Purdue	N	W, 75-61
3/13/97	#Jackson State	N	W, 78-64
3/9/97	Missouri	N	W, 87-60
2/9/97	Iowa State	A	W, 69-62
1/19/97	Connecticut	A	W, 73-65
12/7/96	UCLA	A	W, 96-83
3/24/96	#Syracuse	N	L, 57-60
3/22/96	#Arizona	N	W, 83-80
3/17/96	#Santa Clara	N	W, 76-51
3/15/96	#S.C. State	N	W, 92-54
3/10/96	Iowa State	N	L, 55-56
1/22/96	Nebraska	A	W, 88-73
12/16/95	Indiana	N	W, 91-83
12/2/95	UCLA	H	W, 85-70
3/24/95	#Virginia	N	L, 58-67
3/18/95	#W. Kentucky	N	W, 75-70
3/16/95	#Colgate	N	W, 82-68



BILL SELF AND FRAN FRASCHILLA

NBC

Date	Game	Site	Result
1/28/95	Connecticut	N	W, 88-59
12/17/94	Indiana	A	L, 61-80
3/24/94	#Purdue	N	L, 78-83
3/19/94	#Wake Forest	N	W, 69-58
3/17/94	#Chattanooga	N	W, 102-73
4/3/93	#North Carolina	N	L, 68-78
3/27/93	#Indiana	N	W, 83-77
3/25/93	#California	N	W, 93-76
3/20/93	#BYU	N	W, 90-76
3/18/93	#Ball State	N	W, 94-72
12/5/92	Indiana	N	W, 74-69
3/22/92	#UTEP	N	L, 60-66
3/20/92	#Howard	N	W, 100-67
4/1/91	#Duke	N	L, 65-72
3/30/91	#North Carolina	N	W, 79-73
3/23/91	#Arkansas	N	W, 93-81
3/21/91	#Indiana	N	W, 83-65
3/16/91	#Pittsburgh	N	W, 77-66
3/14/91	#New Orleans	N	W, 54-49
3/18/90	#UCLA	N	L, 70-71
3/16/90	#Robert Morris	N	W, 79-71
2/18/89	Duke	A	L, 77-102
4/4/88	#Oklahoma	N	W, 83-79
4/2/88	#Duke	N	W, 66-59
3/27/88	#Kansas State	N	W, 71-58
3/25/88	#Vanderbilt	N	W, 77-64
3/20/88	#Murray State	N	W, 61-58
3/18/88	#Xavier	N	W, 85-72
2/20/88	Duke	H	L, 70-74 (ot)
3/19/87	#Georgetown	N	L, 57-70
3/15/87	#SMS	N	W, 67-63
3/13/87	#Houston	N	W, 68-65
2/21/87	St. John's	A	W, 62-60
3/29/86	#Duke	N	L, 67-71
3/23/86	#N.C. State	N	W, 75-67
3/21/86	#Michigan State	N	W, 96-86
3/15/86	#Temple	N	W, 65-43
3/13/86	#N.C. A&T	N	W, 71-46
12/7/85	N.C. State	N	W, 71-56
3/16/85	#Auburn	N	L, 64-66
3/14/85	#Ohio	N	W, 49-38
2/9/85	Memphis State	H	W, 75-71
1/27/85	Michigan	A	L, 77-96
1/19/85	Oklahoma	A	L, 76-87
11/26/83	Houston	A	L, 76-91

NBC

Date	Game	Site	Result
3/2/97	Nebraska	A	W, 85-65
1/26/97	Colorado	A	W, 77-68
3/5/95	Oklahoma State	H	W, 78-62
3/6/94	Oklahoma	A	W, 84-81
1/20/94	Missouri	H	L, 74-81
2/6/94	Nebraska	H	W, 94-87
3/7/93	Oklahoma State	A	W, 74-73
2/7/93	Nebraska	A	L, 64-68
3/8/92	Missouri	H	W, 97-89
12/19/87	N.C. State	A	W, 74-67
2/8/87	Notre Dame	H	W, 70-60

NBC

Date	Game	Site	Result
12/3/94	Massachusetts	N	W, 81-75
2/23/91	Oklahoma	H	W, 109-87
12/10/88	Temple	N	W, 95-78
1/31/87	Louisville	A	W, 62-58
1/25/87	N.C. State	N	W, 74-60
1/17/87	Miami (Fla.)	H	W, 82-47
2/24/85	Oklahoma	H	W, 82-76
2/5/84	Wichita State	H	W, 79-69

ESPN

Date	Game	Site	Result
3/7/20	Texas Tech	A	W, 66-62
2/24/20	Oklahoma State	H	W, 83-58
2/22/20	Baylor	A	W, 64-61
2/17/20	Iowa State	H	W, 91-71
2/15/20	Oklahoma	H	W, 87-70
2/3/20	Texas	H	W, 69-58
2/1/20	Texas Tech	H	W, 78-75
1/25/20	Tennessee	H	W, 74-68
1/18/20	Texas	A	W, 66-57
1/14/20	Oklahoma	A	W, 66-52
11/27/19	Dayton	N	W, 90-84 (ot)
11/26/19	BYU	N	W, 71-56
11/5/19	Duke	N	L, 66-68
3/16/19	Iowa State	N	L, 66-78
3/9/19	Baylor	H	W, 78-70
2/25/19	Kansas State	H	W, 64-49
2/23/19	Texas Tech	A	L, 62-91
2/16/19	West Virginia	H	W, 78-53
2/11/19	TCU	A	W, 82-77 (ot)
2/9/19	Oklahoma State	H	W, 84-72
2/5/19	Kansas State	A	L, 67-74
1/29/19	Texas	A	L, 63-73
1/26/19	Kentucky	A	L, 63-71
1/21/19	Iowa State	H	W, 80-76
1/19/19	West Virginia	A	L, 64-65
1/14/19	Texas	H	W, 80-78
1/12/19	Baylor	A	W, 73-68
12/15/18	Villanova	H	W, 74-71
12/1/18	Stanford	H	W, 90-84 (ot)
11/6/18	Michigan State	N	W, 92-87
3/10/18	West Virginia	N	W, 81-70
3/9/18	Kansas State	N	W, 83-67
3/5/18	Oklahoma State	A	L, 64-82
2/26/18	Texas	H	W, 80-70
2/24/18	Texas Tech	A	W, 74-72
2/19/18	Oklahoma	H	W, 104-74
2/17/18	West Virginia	H	W, 77-69
1/29/18	Kansas State	A	W, 70-56
1/27/18	Texas A&M	H	W, 79-68
1/23/18	Oklahoma	A	L, 80-85
1/20/18	Baylor	H	W, 70-67
1/15/1			

2020-21 KANSAS BASKETBALL TELEVISION HISTORY

ESPN (continued)

12/2/17	Syracuse	N	W, 76-60
11/14/17	Kentucky	N	W, 65-61
3/4/17	Oklahoma State	A	W, 90-85
2/27/17	Oklahoma	H	W, 73-63
2/25/17	Texas	A	W, 77-67
2/13/17	West Virginia	H	W, 84-80 (ot)
2/11/17	Texas Tech	A	W, 80-79
2/6/17	Kansas State	A	W, 74-71
2/4/17	Iowa State	H	L, 89-92 (ot)
1/28/17	Kentucky	A	W, 79-73
1/24/17	West Virginia	A	L, 69-85
1/16/17	Iowa State	A	W, 76-72
12/10/16	Nebraska	H	W, 89-72
12/3/16	Stanford	H	W, 89-74
11/15/16	Duke	N	W, 77-75
3/12/16	West Virginia	N	W, 81-71
3/5/16	Iowa State	H	W, 85-78
2/29/16	Texas	A	W, 86-56
2/27/16	Texas Tech	H	W, 67-58
2/15/16	Oklahoma State	H	W, 94-67
2/13/16	Oklahoma	A	W, 76-72
2/6/16	TCU	A	W, 75-56
1/30/16	Kentucky	H	W, 90-84 (ot)
1/25/16	Iowa State	A	L, 72-85
1/23/16	Texas	H	W, 76-67
1/16/16	TCU	H	W, 70-63
1/4/16	Oklahoma	H	W, 109-106 (3ot)
11/25/15	Vanderbilt	N	W, 70-63
11/24/15	UCLA	N	W, 92-73
11/17/15	Michigan State	N	L, 73-79
3/14/15	Iowa State	N	L, 66-70
3/7/15	Oklahoma	A	L, 73-75
2/28/15	Texas	H	W, 69-64
2/23/15	Kansas State	A	L, 63-70
2/16/15	West Virginia	A	L, 61-62
2/7/15	Oklahoma State	A	L, 62-67
2/2/15	Iowa State	H	W, 89-76
1/31/15	Kansas State	H	W, 68-57
1/19/15	Oklahoma	H	W, 85-78
1/17/15	Iowa State	A	L, 81-86
12/13/14	Utah	N	W, 63-60
12/5/14	Florida	H	W, 71-65
11/30/14	Michigan State	N	W, 61-56
11/28/14	Tennessee	N	W, 82-67
11/18/14	Kentucky	N	L, 40-72
3/8/14	West Virginia	A	L, 86-92
3/1/14	Oklahoma State	A	L, 65-72
2/24/14	Oklahoma	H	W, 83-75
2/10/14	Kansas State	A	L, 82-85 (ot)
2/8/14	West Virginia	H	W, 83-69
2/1/14	Texas	A	L, 69-81
1/20/14	Baylor	H	W, 78-68
1/13/14	Iowa State	A	W, 77-70
1/11/14	Kansas State	H	W, 86-60
12/30/13	Toledo	H	W, 93-83
12/21/13	Georgetown	H	W, 86-64
12/10/13	Florida	A	L, 61-67
11/22/13	Towson	H	W, 88-58
11/19/13	Iona	H	W, 86-66
11/12/13	Duke	N	W, 94-83
11/8/13	Louisiana at Monroe	H	W, 80-63
3/16/13	Kansas State	N	W, 70-54
3/9/13	Baylor	A	L, 58-81
2/25/13	Iowa State	A	L, 108-96 (ot)
2/16/13	Texas	H	W, 73-47
2/11/13	Kansas State	H	W, 83-62
2/9/13	Oklahoma	A	L, 66-72
1/28/13	West Virginia	A	W, 61-56
1/26/13	Oklahoma	H	W, 67-54
1/14/13	Baylor	H	W, 61-44
11/13/12	Michigan State	N	L, 64-67
3/3/12	Texas	A	W, 73-63
2/27/12	Oklahoma State	A	W, 70-58
2/13/12	Kansas State	A	W, 59-53
2/4/12	Missouri	A	L, 71-74
1/28/12	Iowa State	A	L, 64-72
1/23/12	Texas A&M	H	W, 64-54
1/16/12	Baylor	H	W, 92-74
12/10/11	Ohio State	H	W, 78-67
11/23/11	Duke	N	L, 61-68
11/22/11	UCLA	N	W, 72-56
11/15/11	Kentucky	N	L, 65-75
3/12/11	Texas	N	W, 85-73
2/26/11	Oklahoma	A	W, 82-70
2/21/11	Oklahoma St.	H	W, 92-65
2/19/11	Colorado	H	W, 89-63
2/14/11	Kansas State	A	L, 68-84
2/7/11	Missouri	H	W, 103-86
1/29/11	Kansas St.	H	W, 90-66
1/17/11	Baylor	A	W, 85-65
12/18/10	USC	H	W, 70-68
12/7/10	Memphis	N	W, 81-68
3/13/10	\$Kansas State	N	W, 72-64
2/22/10	Oklahoma	H	W, 81-68
2/15/10	Texas A&M	A	W, 59-54
2/8/10	Texas	A	W, 80-68
1/30/10	Kansas State	A	W, 81-79 (ot)
1/25/10	Missouri	H	W, 84-65
1/23/10	Iowa State	A	W, 84-61
12/19/09	Michigan	H	W, 75-64
12/12/09	LaSalle	N	W, 90-65
11/17/09	Memphis	N	W, 57-55
2/23/09	Oklahoma	A	W, 87-78
2/9/09	Missouri	A	L, 60-62
2/1/09	Baylor	A	W, 75-65
1/24/09	Iowa State	A	W, 82-67
1/19/09	Texas A&M	H	W, 73-53
1/23/09	Tennessee	H	W, 92-85
12/13/08	Massachusetts	N	L, 60-61
3/16/08	\$Texas	N	W, 84-74
3/3/08	Texas Tech	H	W, 109-51
3/1/08	Kansas State	H	W, 88-74
2/27/08	Iowa State	A	W, 75-64
2/11/08	Texas	A	L, 69-72
2/4/08	Missouri	H	W, 90-71
1/23/08	Iowa State	H	W, 83-59
1/14/08	Oklahoma	H	W, 85-55
1/12/08	Nebraska	A	W, 79-58
1/5/08	Boston College	A	W, 85-60
12/18/07	Georgia Tech	A	W, 71-66
12/8/07	DePaul	H	W, 84-66
11/25/07	Arizona	H	W, 76-72 (ot)
2/26/07	Oklahoma	A	W, 67-65
2/24/07	Iowa State	H	W, 89-52
2/19/07	Kansas State	A	W, 71-62
1/20/07	Texas Tech	A	L, 69-64
1/15/07	Missouri	H	W, 80-77
1/13/07	Iowa State	A	W, 68-64 (ot)
3/12/06	\$Texas	N	W, 80-68
2/25/06	Texas	A	L, 55-80
2/13/06	Oklahoma State	A	W, 64-49
1/28/06	Iowa State	A	W, 95-85
1/21/06	Nebraska	H	W, 96-54
1/16/06	Missouri	A	L, 86-89
1/7/06	Kentucky	H	W, 73-46
12/10/05	California	N	W, 69-56
12/6/05	Saint Joseph's	N	L, 67-70
11/21/05	Arizona	N	L, 49-61
3/12/05	\$Oklahoma State	N	L, 78-75
3/11/05	\$Kansas State	N	W, 80-67
2/21/05	Oklahoma	A	L, 71-63
2/5/05	Nebraska	A	W, 78-65
1/31/05	Missouri	H	W, 73-61
1/22/05	Villanova	A	L, 83-62
1/1/05	Georgia Tech	H	W, 70-68 (ot)
12/9/04	TCU	H	W, 93-74
2/23/04	Texas	A	L, 67-82
2/9/04	Oklahoma State	A	L, 60-80
2/2/04	Missouri	H	W, 65-56
1/17/04	Texas A&M	A	W, 71-65
1/5/04	Colorado	A	W, 77-62
12/2/04	Villanova	H	W, 86-79
12/13/03	Oregon	N	W, 77-67
11/25/03	Michigan State	H	W, 81-74
3/3/03	Texas Tech	A	W, 65-56
2/3/03	Missouri	H	W, 76-70
2/1/03	Nebraska	A	W, 81-51
1/27/03	Texas	H	W, 90-87
1/6/03	Iowa State	A	W, 83-54
11/27/02	North Carolina	N	L, 56-67
11/19/02	Holy Cross	H	W, 81-57
3/10/02	\$Oklahoma	N	L, 55-64
2/18/02	Iowa State	H	W, 102-66
2/11/02	Texas	A	W, 110-103 (ot)
1/25/02	Missouri	H	W, 105-73
12/4/01	Wake Forest	H	W, 83-76
11/21/01	Seton Hall	N	W, 80-62
2/5/01	Tulsa	H	L, 77-79
1/29/01	Missouri	A	L, 66-75
1/22/01	Colorado	A	W, 85-75
12/16/00	Tulsa	H	W, 92-69
12/12/00	DePaul	A	W, 75-69
12/7/00	Wake Forest	A	L, 53-84
11/7/00	St. John's	N	W, 82-74
2/28/00	Texas	A	L, 54-68
2/7/00	Oklahoma State	A	L, 53-86
2/3/00	Iowa	A	L, 69-77
1/24/00	Colorado	H	W, 89-74
1/17/00	Texas A&M	A	W, 78-57
12/18/99	Illinois	N	L, 70-84
12/16/99	Ohio State	H	W, 80-67



ESPN COLLEGE GAMEDAY AT ALLEN FIELDHOUSE 2018

12/7/99	Michigan State	N	L, 54-66
11/27/99	Georgia Tech	N	W, 84-70
11/26/99	Xavier	N	W, 111-70
11/25/99	Georgia	N	W, 88-78
3/7/99	\$Oklahoma State	N	W, 53-37
2/22/99	Oklahoma State	H	W, 67-66 (ot)
2/1/99	Kansas State	A	W, 69-46
1/18/99	Texas	H	W, 76-67
1/11/99	Missouri	A	W, 73-61
12/23/98	Saint Louis	A	L, 64-78
12/17/98	DePaul	H	W, 74-66
12/8/98	Iowa	H	L, 81-85
12/1/98	Kentucky	N	L, 45-63
11/27/98	UNLV	N	W, 78-50
3/8/98	\$Oklahoma	N	W, 72-58
2/23/98	Oklahoma	H	W, 80-73
2/16/98	Colorado	A	W, 81-72
1/19/98	Missouri	A	L, 73-74
1/3/98	Nebraska	H	W, 96-76
12/30/97	Hawaii	A	L, 65-76
12/29/97	Vanderbilt	N	W, 89-82
12/28/97	Ohio State	N	W, 69-56
12/10/97	Massachusetts	H	W, 73-71
12/2/97	Arizona	N	W, 90-87
11/28/97	Florida State	N	W, 74-58
11/26/97	Arizona State	N	W, 90-88 (ot)
11/21/97	UNLV	H	W, 92-68
2/24/97	Oklahoma	A	W, 70-68
2/17/97	Missouri	H	W, 79-67
1/13/97	Iowa State	H	W, 80-67
1/6/97	Texas	H	W, 86-61
1/4/97	Kansas State	A	W, 62-59
12/11/96	G. Washington	H	W, 85-56
12/4/96	Cincinnati	N	W, 72-65
11/27/96	Virginia	N	W, 80-63
11/26/96	California	N	W, 85-67
11/25/96	LSU	N	W, 82-53
2/26/96	Missouri	H	W, 87-65
2/19/96	Nebraska	H	W, 81-71
1/22/96	Oklahoma	H	W, 72-66
1/11/96	Florida	A	W, 69-54
1/8/96	Oklahoma State	A	W, 76-61
12/22/95	Temple	N	L, 66-75 (ot)
11/29/95	Virginia	N	W, 72-66
2/20/95	Oklahoma	A	L, 73-76
2/6/95	Oklahoma State	A	L, 69-79
1/23/95	Nebraska	H	W, 84-67
1/9/95	Missouri	A	W, 102-89
12/7/94	Florida	H	W, 69-63
3/3/94	Iowa State	H	W, 67-79
1/31/94	Missouri	A	L, 61-79
1/17/94	Kansas State	H	L, 64-68
1/10/94	Oklahoma	H	W, 94-84
12/18/93	Georgia	N	W, 89-79
12/4/93	DePaul	A	W, 79-74
12/1/93	Temple	H	L, 59-73
11/26/93	%Massachusetts	N	W, 86-75
11/24/93	%Minnesota	N	W, 75-71
11/19/93	%California	H	W, 73-56
2/22/93	Iowa State	A	L, 71-75
2/1/93	Missouri	H	W, 86-69
1/18/93	Kansas State	A	W, 71-65
1/16/93	Louisville	A	W, 98-77
1/11/93	Oklahoma	A	W, 96-85
12/1/92	Georgia	H	W, 76-65
3/2/92	Oklahoma State	H	W, 77-64
2/24/92	Oklahoma	H	W, 84-65
2/3/92	Kansas State	H	W, 80-58
1/13/92	Missouri	A	W, 92-80 (ot)
12/14/91	DePaul	H	W, 104-75
2/26/91	Iowa State	H	W, 88-57
2/12/91	Missouri	A	W, 74-70
1/29/91	Kansas State	A	W, 78-69
1/8/91	Oklahoma	A	L, 82-88
12/8/90	Kentucky	A	L, 71-88

ESPN2

Date	Game	Site	Result
2/8/20	TCU	A	W, 60-46
1/27/20	Oklahoma State	A	W, 65-50
1/21/20	Kansas State	H	W, 81-60
12/7/19	Colorado	H	W, 72-58
3/15/19	\$West Virginia	N	W, 88-74
3/14/19	\$Texas	N	W, 65-57
3/5/19	Oklahoma	A	L, 68-81
1/9/19	TCU	H	W, 77-68
1/5/19	Iowa State	A	L, 60-77
1/2/19	Oklahoma	H	W, 70-63
12/22/18	Arizona State	A	L, 76-80
12/8/18	New Mexico State	H	W, 63-60
11/23/18	Tennessee	N	W, 87-82 (ot)
11/21/18	Marquette	N	W, 77-68
11/12/18	Vermont	H	W, 84-68
3/8/18	\$Oklahoma State	N	W, 82-68
2/13/18	Iowa State	A	W, 83-77
2/6/18	TCU	H	W, 71-64
1/9/18	Iowa State	H	W, 83-78
1/6/18	TCU	A	W, 88-84
12/29/17	Texas	A	W, 92-86
12/21/17	Stanford	N	W, 75-54
12/18/17	Omaha	H	W, 109-64
12/6/17	Washington	H	L, 65-74
3/9/17	STCU	N	L, 82-85
2/22/17	TCU	H	W, 87-68
2/1/17	Baylor	H	W, 73-68
1/14/17	Oklahoma State	H	W,

2020-21 KANSAS BASKETBALL TELEVISION HISTORY

11/27/14	Rhode Island	N	W, 76-60
3/13/14	\$Oklahoma State	N	W, 77-70 (ot)
2/4/14	Baylor	A	W, 69-52
1/8/14	Oklahoma	A	W, 90-83
12/14/13	New Mexico	H	W, 80-63
12/7/13	Colorado	A	L, 72-75
3/14/13	\$Texas Tech	N	W, 91-63
2/20/13	Oklahoma State	A	W, 68-67 (2ot)
12/18/12	Richmond	H	W, 87-59
12/8/12	Colorado	H	W, 90-54
11/19/12	Washington State	N	W, 78-41
3/8/12	\$Texas A&M	N	W, 83-62
2/22/12	Texas A&M	A	W, 66-58
2/8/12	Baylor	A	W, 92-74
12/3/11	South Florida	H	W, 70-42
11/21/11	Georgetown	N	W, 67-63
3/10/11	\$Oklahoma St.	N	W, 63-62
3/2/11	Texas A&M	H	W, 64-51
1/12/11	Iowa St.	A	W, 84-79
12/11/10	Colorado St.	H	W, 76-55
12/2/10	UCLA	H	W, 77-76
11/27/10	Arizona	N	W, 87-79
3/11/10	\$Texas Tech	N	W, 80-68
2/3/10	Colorado	A	W, 72-66 (ot)
1/20/10	Baylor	H	W, 81-75
1/13/10	Nebraska	A	W, 84-72
1/2/10	Temple	A	W, 84-52
12/22/09	California	H	W, 84-69
3/12/09	\$Baylor	N	L, 64-71
3/4/09	Texas Tech	A	L, 65-84
1/28/09	Nebraska	A	W, 68-62
12/20/08	Temple	H	W, 71-59
11/25/08	Syracuse	N	L, 81-89 (ot)
11/24/08	Washington	N	W, 73-54
3/15/08	\$Texas A&M	N	W, 77-71
12/15/07	Ohio	N	W, 88-51
1/10/07	Oklahoma State	H	W, 87-57
12/9/06	Toledo	N	W, 68-58
12/4/06	USC	H	W, 72-62
11/25/06	Florida	N	W, 82-80 (ot)
1/30/06	Texas Tech	H	W, 86-52
12/29/05	New Orleans	H	W, 73-56
12/19/05	Pepperdine	H	W, 63-43
12/1/05	Nevada	H	L, 70-72
3/2/05	Kansas State	H	W, 72-65
1/29/05	Texas	H	W, 90-65
11/29/04	Nevada	H	W, 85-82
11/23/04	St. Joseph's	H	W, 91-51
1/22/04	Richmond	H	L, 68-69
12/1/03	TCU	A	W, 85-66
1/15/03	Wyoming	H	W, 98-70
11/22/02	UNC Greensboro	H	W, 105-66
2/4/02	Kansas State	A	W, 98-71
12/12/01	Princeton	A	W, 78-62
2/12/01	Baylor	A	L, 77-85
11/9/00	UCLA	N	W, 99-98
1/15/96	*St. Peter's	H	W, 85-71
1/4/96	*E. Tennessee St.	H	W, 108-73
12/7/95	*Rice	A	W, 83-63
11/25/95	Utah	N	W, 79-68
1/7/95	SMU	A	W, 97-58

2/1/11	Texas Tech	A	W, 88-66
1/15/11	Nebraska	H	W, 63-60
1/2/11	Miami (Ohio)	H	W, 83-56
12/29/10	UT Arlington	H	W, 82-57
2/13/10	Iowa State	H	W, 73-59
2/6/10	Nebraska	H	W, 75-64
12/29/09	Belmont	H	W, 81-51
12/9/09	Radford	H	W, 99-64
1/31/09	Colorado	H	W, 66-61
12/30/08	Albany	H	W, 79-43
12/1/08	Kent State	H	W, 87-60
11/18/08	Florida Gulf Coast	H	W, 85-45
11/16/08	UMKC	H	W, 71-56
1/19/08	Missouri	A	W, 76-70
12/2/06	DePaul	A	L, 57-64
11/23/05	Chaminade	N	W, 102-54
11/22/05	Arkansas	N	L, 64-65

ESPN+/Big 12 NOW

Date	Game	Site	Result
11/15/19	Monmouth	H	W, 112-57
11/19/19	East Tennessee St.	H	W, 75-63
12/10/19	Milwaukee	H	W, 95-68
12/14/19	Kansas City	H	W, 98-57
1/4/20	West Virginia	H	W, 60-53
1/8/20	Iowa State	A	W, 79-53
2/12/20	West Virginia	A	W, 58-49
3/4/20	TCU	H	W, 75-66

CBS Sports Network

Date	Game	Site	Result
12/22/16	UNLV	A	W, 71-53
12/22/15	San Diego State	A	W, 70-57

FOX

Date	Game	Site	Result
12/21/19	Villanova	A	L, 55-56

FSN

Date	Game	Site	Result
12/22/11	USC	A	W, 63-47
12/22/10	California	A	W, 78-63
12/6/09	UCLA	A	W, 73-61
12/23/08	Arizona	A	L, 67-84
12/2/07	USC	A	W, 59-55

FS1

Date	Game	Site	Result
12/16/17	Nebraska	A	W, 73-72
12/10/14	Georgetown	A	W, 75-70

TBS

Date	Game	Site	Result
3/23/19	#Auburn	N	L, 75-89
3/31/18	#Villanova	N	L, 79-95
3/17/18	#Seton Hall	N	W, 83-79
3/15/18	#Penn	N	W, 76-60
3/25/17	#Oregon	N	L, 60-74
3/29/13	#Michigan	N	L, 85-87 (ot)
3/23/12	#NC State	N	W, 60-57
3/25/11	#Richmond	N	W, 77-57
3/18/11	#Boston University	N	W, 72-53

TNT

Date	Game	Site	Result
3/21/19	#Northeastern	N	W, 87-53
3/17/17	#UC Davis	N	W, 100-62
3/17/16	#Austin Peay	N	W, 105-79
3/22/13	#Western Kentucky	N	W, 64-57
3/18/12	#Purdue	N	W, 63-60
3/20/11	#Illinois	N	W, 73-59

TruTV

Date	Game	Site	Result
3/16/12	#Detroit	N	W, 65-50

NCAA Tournament
 \$ Conference Tournament
 % Preseason NIT
 * Split telecast — ESPN and Jayhawk TV

ESPNU

Date	Game	Site	Result
11/25/19	Chaminade	N	W, 93-63
11/8/19	UNC Greensboro	H	W, 74-62
11/10/17	Tennessee State	H	W, 92-56
1/19/16	Texas Tech	A	W, 69-59
12/29/15	UC Irvine	H	W, 78-53
11/23/15	Chaminade	N	W, 123-72
1/28/15	TCU	A	W, 64-61
1/10/15	Texas Tech	H	W, 86-54
1/7/15	Baylor	A	W, 56-55
3/14/14	\$Iowa State	N	L, 83-94
2/22/14	Texas	H	W, 85-54
1/29/14	Iowa State	H	W, 92-81
1/25/14	TCU	A	W, 91-69
3/15/13	\$Iowa State	N	W, 88-73
3/4/13	Texas Tech	H	W, 79-42
2/6/13	TCU	A	L, 55-62
1/9/13	Iowa State	H	W, 97-88 (ot)
12/15/12	Belmont	H	W, 89-60
11/26/12	San Jose State	H	W, 70-57
11/20/12	Saint Louis	N	W, 73-59
3/9/12	\$Baylor	N	L, 72-81
2/1/12	Oklahoma	H	W, 84-62
1/11/12	Texas Tech	A	W, 81-46
1/7/12	Oklahoma	A	W, 72-61
12/31/11	North Dakota	H	W, 84-58
12/19/11	Davidson	N	L, 74-80
12/16/11	Long Beach State	H	W, 88-80

KU'S WIN-LOSS RECORD ON THE NETWORKS

	HOME	AWAY	NEUTRAL	TOTAL
CBS	.25-6	.25-15	.78-29	.128-50
ESPN	.118-10	.72-51	.51-19	.241-80
ABC	.8-2	.17-4	.1-1	.26-7
NBC	.4-0	.1-0	.3-0	.8-0
ESPN2	.45-3	.25-9	.28-3	.98-15
ESPNU	.25-0	.8-2	.5-4	.38-6
ESPN+/Big 12 NOW	.6-0	.2-0	.0-0	.8-0
Raycom	.29-2	.14-7	.14-8	.57-17
Jayhawk TV	.156-5	.27-10	.15-1	.198-16
Big 8/12 TV	.39-3	.25-6	.17-4	.81-13
Prime	.2-0	.1-1	.0-0	.3-1
USA	.0-0	.0-2	.0-0	.0-2
FOX	.0-0	.1-1	.0-0	.1-1
Fox Sports Net	.0-0	.4-1	.0-0	.4-1
FS1	.0-0	.2-0	.0-0	.2-0
TBS	.0-0	.0-0	.5-4	.5-4
TNT	.0-0	.0-0	.6-0	.6-0
TruTV	.0-0	.0-0	.1-0	.1-0
CBS Sports Network	.0-0	.2-0	.0-0	.2-0
Totals	457-31	224-109	224-73	907-213

KU'S RECORD IN THE BIG 12 ON ESPN'S BIG MONDAY

(three contests on ESPN2 due to the ESPYs)

YEAR	HOME	AWAY	TOTAL
1997	3-0	0-1	3-1
1998	1-0	1-2	2-1
1999	2-0	2-0	4-0
2000	1-0	1-2	2-2
2001	0-1	1-2	1-3
2002	2-0	1-0	3-0
2003	2-0	2-0	4-0

BILL SELF ERA

2004	1-0	1-2	2-2
2005	1-0	0-2	1-2
2006	1-0	1-1	2-1
2007	1-0	3-0	4-0
2008	3-0	0-1	3-1
2009	1-0	2-1	3-1
2010	2-0	2-0	4-0
2011	2-0	1-1	3-1
2012	2-0	2-0	4-0
2013	2-0	2-0	4-0
2014	2-0	1-1	3-1
2015	2-0	0-2	2-2
2016	2-0	1-1	3-1
2017	2-0	2-0	4-0
2018	2-0	2-0	4-0
2019	3-0	1-0	4-0
2020	3-0	1-0	4-0

BREAKDOWN

Overall	.42-1	.30-19	.73-20
Bill Self era	.32-0	.22-12	.54-12

KU ON ESPN COLLEGE GAMEDAY (13-6 OVERALL)

(began in 2005)

DATE	GAME	OUTCOME
Jan. 29, 2005	.Texas at Kansas	.W, 90-65
Feb. 25, 2006	.Kansas at Texas	.L, 55-80
Feb. 4, 2007	.Texas A&M at Kansas	.L, 66-69
March 1, 2008	.Kansas State at Kansas	.W, 88-74
Jan. 30, 2010	.Kansas at Kansas State	.W, 81-79 (ot)
Jan. 29, 2011	.Kansas State at Kansas	.W, 90-66
Feb. 4, 2012	.Kansas at Missouri	.L, 71-74
Feb. 16, 2013	.Texas at Kansas	.W, 73-47
March 1, 2014	.Kansas at Oklahoma State	.L, 65-72
Jan. 17, 2015	.Kansas at Iowa State	.L, 81-86
*Feb. 28, 2015	.Texas at Kansas	.W, 69-64
Jan. 30, 2016	.Kentucky at Kansas	.W, 90-84 (ot)
Feb. 13, 2016	.Kansas at Oklahoma	.W, 76-72
Jan. 28, 2017	.Kansas at Kentucky	.W, 79-73
Feb. 17, 2018	.West Virginia at Kansas	.W, 77-69
Feb. 24, 2018	.Kansas at Texas Tech	.W, 74-72
Jan. 26, 2019	.Kansas at Kentucky	.L, 63-71
Jan. 25, 2020	.Tennessee at Kansas	.W, 74-68
Feb. 22, 2020	.Kansas at Baylor	.W, 64-61

*part of a split College Gameday

POSTSEASON HISTORY

POSTSEASON RECORD

NCAA Tournament	W-L
NCAA Tournament Total	108-47
! In 1st games played	43-5
^ In 2nd games played	24-11
In Round of 16 Games	21-10
In Final Eight Games	15-10
* In Final Four Games	12-14
# In District Playoff Games	2-2

! Includes Sweet 16 games through 1974

* Since 1981

^ Includes consolation games

Does not count in tournament totals

National Invitational Tournament	W-L
N.I.T. Total	3-2
(Appearances 1968: 3-1; 1969: 0-1)	

U.S. Olympic Playoffs	W-L
Olympic Playoff Total	5-3
In District Playoffs	3-0
In Finals	2-3

NCAA TOURNAMENT APPEARANCES (48)

YEAR (REGION)	YEAR (REGION)
1940 (Western)	1996 (West)
1942 (Western)	1997 (Southeast)
1952 (Midwest)	1998 (Midwest)
1953 (Midwest)	1999 (Midwest)
1957 (Midwest)	2000 (East)
1960 (Midwest)	2001 (Midwest)
1966 (Midwest)	2002 (Midwest)
1967 (Midwest)	2003 (West)
1971 (Midwest)	2004 (St. Louis)
1974 (Midwest)	2005 (Syracuse)
1975 (Midwest)	2006 (Oakland)
1978 (West)	2007 (San Jose)
1981 (Midwest)	2008 (Midwest)
1984 (Midwest)	2009 (Midwest)
1985 (Southeast)	2010 (Midwest)
1986 (Midwest)	2011 (Southwest)
1987 (Southeast)	2012 (Midwest)
1988 (Midwest)	2013 (South)
1990 (East)	2014 (South)
1991 (Southeast)	2015 (Midwest)
1992 (Midwest)	2016 (South)
1993 (Midwest)	2017 (Midwest)
1994 (Southeast)	2018 (Midwest)
1995 (Midwest)	2019 (Midwest)

NCAA TOURNAMENT TITLES (3)

1952	1988	2008
------	------	------

ROUND OF 16 GAMES (31)

1952	1981	1996	2009
1953	1986	1997	2011
1957	1987	2001	2012
1960	1988	2002	2013
1966	1991	2003	2016
1967	1993	2004	2017
1971	1994	2007	2018
1974	1995	2008	

FINAL FOUR APPEARANCES (15)

1940 (Western)	1991 (Southeast)
1952 (Midwest)	1993 (Midwest)
1953 (Midwest)	2002 (Midwest)
1957 (Midwest)	2003 (West)
1971 (Midwest)	2008 (Midwest)
1974 (Midwest)	2012 (Midwest)
1986 (Midwest)	2018 (Midwest)
1988 (Midwest)	

48

NCAA TOURNAMENT APPEARANCES

3

NCAA TOURNAMENT TITLES

31

SWEET 16 APPEARANCES

15

FINAL FOUR APPEARANCES

1936 OLYMPIC PLAYOFFS (3-2)

3-13	... Kansas 33	Washburn 30	at Kansas City, Mo. (Olympic District Playoff)
3-14	... Kansas 34	Oklahoma State 28	at Kansas City, Mo. (Olympic District Playoff)
3-25	... Kansas 39	Utah State 37	at Kansas City, Mo. (Olympic Playoff)
3-26	... Utah State 42	Kansas 37	at Kansas City, Mo. (Olympic Playoff)
3-28	... Utah State 50	Kansas 31	at Kansas City, Mo. (Olympic Playoff)

1940 NCAA DISTRICT/TOURNAMENT (3-1 OVERALL, 2-1 NCAA TOURNAMENT PLAY)

3-16	... Kansas 45	Oklahoma State 43	at Oklahoma City, Okla. (District Playoff)
3-22	... Kansas 50	Rice 43	at Kansas City, Mo. (Western Regional)
3-23	... Kansas 43	USC 42	at Kansas City, Mo. (Western Championship)
3-30	... Indiana 60	Kansas 42	at Kansas City, Mo. (NCAA Championship)

1942 NCAA DISTRICT/TOURNAMENT (2-1 OVERALL, 1-1 NCAA TOURNAMENT PLAY)

3-17	... Kansas 38	Oklahoma State 28	at Kansas City, Mo. (District Playoff)
3-20	... Colorado 46	Kansas 44	at Kansas City, Mo. (Western Regional)
3-21	... Kansas 55	Rice 53	at Kansas City, Mo. (Western Consolation)

1946 NCAA DISTRICT/TOURNAMENT (0-1 IN DISTRICT PLAYOFF PLAY)

3-18	... Oklahoma State 49	Kansas 38	at Kansas City, Mo. (District Playoff)
------	-----------------------	-----------	--

1950 NCAA DISTRICT/TOURNAMENT (0-1 IN DISTRICT PLAYOFF PLAY)

3-14	... Bradley 59	Kansas 57	at Kansas City, Mo. (District Playoff)
------	----------------	-----------	--

1952 NCAA TOURNAMENT (4-0)

3-21	... Kansas 68	Texas Christian 64	at Kansas City, Mo. (Midwest Regional)
3-22	... Kansas 74	St. Louis 55	at Kansas City, Mo. (Midwest Finals)
3-25	... Kansas 74	Santa Clara 55	at Seattle, Wash. (NCAA Semifinals)
3-26	... Kansas 80	St. John's 63	at Seattle, Wash. (NCAA Championship)

1952 OLYMPIC PLAYOFFS (2-1)

3-30	... Kansas 92	Southwest Missouri St.65	at Kansas City, Mo. (Olympic District)
3-31	... Kansas 70	La Salle 65	at New York, N.Y. (Olympic Semifinals)
4-1	... Peoria 62	Kansas 60	at New York, N.Y. (Olympic Championship)

1953 NCAA TOURNAMENT (3-1)

3-13	... Kansas 73	Oklahoma City 65	at Manhattan, Kan. (Midwest Regional)
3-14	... Kansas 61	Kansas 61	at Manhattan, Kan. (Midwest Finals)
3-17	... Kansas 79	Washington 53	at Kansas City, Mo. (NCAA Semifinals)
3-19	... Indiana 69	Kansas 68	at Kansas City, Mo. (NCAA Championship)

1957 NCAA TOURNAMENT (3-1)

3-15	... Kansas 73	SMU 65 (OT)	at Dallas, Texas (Midwest Regional)
3-16	... Kansas 81	Oklahoma City 61	at Dallas, Texas (Midwest Finals)
3-22	... Kansas 80	San Francisco 56	at Kansas City, Mo. (NCAA Semifinals)
3-23	... North Carolina 54	Kansas 53 (3 OT)	at Kansas City, Mo. (NCAA Championship)

1960 NCAA TOURNAMENT (1-1)

3-11	... Kansas 90	Texas 81	at Manhattan, Kan. (Midwest Regional)
3-12	... Cincinnati 82	Kansas 71	at Manhattan, Kan. (Midwest Finals)

1966 NCAA TOURNAMENT (1-1)

3-11	... Kansas 76	SMU 70	at Lubbock, Texas (Midwest Regional)
3-12	... Texas Western 81	Kansas 80 (2 OT)	at Lubbock, Texas (Midwest Finals)

1967 NCAA TOURNAMENT (1-1)

3-17	... Houston 66	Kansas 53	at Lawrence, Kan. (Midwest Regional)
3-18	... Kansas 70	Louisville 68	at Lawrence, Kan. (Midwest Consolation)

1968 NIT (3-1)

3-15	... Kansas 82	Temple 76	at New York, N.Y. (First Round)
3-18	... Kansas 55	Villanova 49	at New York, N.Y. (Quarterfinals)
3-21	... Kansas 58	St. Peter's 46	at New York, N.Y. (Semifinals)
3-23	... Dayton 61	Kansas 48	at New York, N.Y. (Finals)

1969 NIT (0-1)

3-16	... Boston College 78	Kansas 62	at New York, N.Y. (First Round)
------	-----------------------	-----------	---------------------------------

1971 NCAA TOURNAMENT (2-2)

3-18	... Kansas 78	Houston 77	at Wichita, Kan. (Midwest Regional)
3-20	... Kansas 73	Drake 71	at Wichita, Kan. (Midwest Finals)
3-25	... UCLA 68	Kansas 60	at Houston, Texas (NCAA Semifinals)
3-27	... Western Kentucky 77	Kansas 75	at Houston, Texas (NCAA Consolation)

1974 NCAA TOURNAMENT (2-2)

3-14	... Kansas 55	Creighton 54	at Tulsa, Okla. (Midwest Regional)
3-16	... Kansas 93	Oral Roberts 90	at Tulsa, Okla. (Midwest Finals)
3-23	... Marquette 64	Kansas 51	at Greensboro, N.C. (NCAA Semifinals)
3-25	... UCLA 78	Kansas 61	at Greensboro, N.C. (NCAA Consolation)

1975 NCAA TOURNAMENT (0-1)

3-15	... Notre Dame 77	Kansas 71	at Tulsa, Okla. (Midwest Regional)
------	-------------------	-----------	------------------------------------

1978 NCAA TOURNAMENT (0-1)

3-11	... UCLA 83	Kansas 76	at Eugene, Ore. (West Regional)
------	-------------	-----------	---------------------------------

1981 NCAA TOURNAMENT (2-1)

3-13	... (7) . Kansas 69	... (10) . Mississippi 66	at Wichita, Kan. (Midwest Sub-Regional)
3-15	... Kansas 88	... (2) . Arizona State 71	at Wichita, Kan. (Midwest Sub-Regional)
3-20	... (4) . Wichita State 66	... Kansas 65	at New Orleans, La. (Midwest Regional)

1984 NCAA TOURNAMENT (1-1)

3-16	... (5) . Kansas 57	... (12) . Alcorn State 56	at Lincoln, Neb. (Midwest Sub-Regional)
3-18	... (4) . Wake Forest 69	... Kansas 59	at Lincoln, Neb. (Midwest Sub-Regional)

2020-21 KANSAS BASKETBALL POSTSEASON HISTORY

1985 NCAA TOURNAMENT (1-1)

3-14 . . . (3) . . . Kansas 49 . . . (14) . . . Ohio 38 . . . at South Bend, Ind. (Southeast Sub-Regional)
3-16 . . . (1) . . . Auburn 66 . . . Kansas 64 . . . at South Bend, Ind. (Southeast Sub-Regional)

1986 NCAA TOURNAMENT (4-1)

3-13 . . . (1) . . . Kansas 71 . . . (16) . . . N. Carolina A&T 46 . . . at Dayton, Ohio (Midwest Sub-Regional)
3-15 . . . Kansas 65 . . . (9) . . . Temple 43 . . . at Dayton, Ohio (Midwest Sub-Regional)
3-21 . . . Kansas 96 . . . (5) . . . Michigan State 86 (OT) . . . at Kansas City, Mo. (MW Regional Semifinals)
3-23 . . . Kansas 75 . . . (6) . . . N.C. State 67 . . . at Kansas City, Mo. (Midwest Regional Finals)
3-29 . . . (1) . . . Duke 71 . . . Kansas 67 . . . at Dallas, Texas (NCAA Semifinals)

1987 NCAA TOURNAMENT (2-1)

3-13 . . . (5) . . . Kansas 66 . . . (12) . . . Houston 55 . . . at Atlanta, Ga. (Southeast Sub-Regional)
3-15 . . . Kansas 67 . . . (13) . . . Missouri State 63 . . . at Atlanta, Ga. (Southeast Sub-Regional)
3-19 . . . (1) . . . Georgetown 70 . . . Kansas 57 . . . at Louisville, Ky. (Southeast Regional)

1988 NCAA TOURNAMENT (6-0)

3-18 . . . (6) . . . Kansas 85 . . . (11) . . . Xavier 72 . . . at Lincoln, Neb. (Midwest Sub-Regional)
3-20 . . . Kansas 61 . . . (14) . . . Murray State 58 . . . at Lincoln, Neb. (Midwest Sub-Regional)
3-25 . . . Kansas 77 . . . (7) . . . Vanderbilt 64 . . . at Pontiac, Mich. (Midwest Regional)
3-27 . . . Kansas 71 . . . (4) . . . Kansas State 58 . . . at Pontiac, Mich. (Midwest Regional)
4-2 . . . Kansas 66 . . . (2) . . . Duke 59 . . . at Kansas City, Mo. (NCAA Semifinals)
4-4 . . . Kansas 83 . . . (1) . . . Oklahoma 79 . . . at Kansas City, Mo. (NCAA Finals)

1990 NCAA TOURNAMENT (1-1)

3-16 . . . (2) . . . Kansas 79 . . . (15) . . . Robert Morris 71 . . . at Atlanta, Ga. (East Sub-Regional)
3-18 . . . (7) . . . UCLA 71 . . . Kansas 70 . . . at Atlanta, Ga. (East Sub-Regional)

1991 NCAA TOURNAMENT (5-1)

3-14 . . . (3) . . . Kansas 54 . . . (14) . . . New Orleans 49 . . . at Louisville, Ky. (Southeast Sub-Regional)
3-16 . . . Kansas 77 . . . (6) . . . Pittsburgh 66 . . . at Louisville, Ky. (Southeast Sub-Regional)
3-21 . . . Kansas 83 . . . (2) . . . Indiana 65 . . . at Charlotte, N.C. (Southeast Regional)
3-23 . . . Kansas 93 . . . (1) . . . Arkansas 81 . . . at Charlotte, N.C. (Southeast Regional)
3-30 . . . Kansas 79 . . . (1) . . . North Carolina 73 . . . at Indianapolis, Ind. (NCAA Semifinals)
4-1 . . . (2) . . . Duke 72 . . . Kansas 65 . . . at Indianapolis, Ind. (NCAA Finals)

1992 NCAA TOURNAMENT (1-1)

3-20 . . . (1) . . . Kansas 100 . . . (16) . . . Howard 67 . . . at Dayton, Ohio (Midwest Sub-Regional)
3-22 . . . (9) . . . Texas-El Paso 66 . . . Kansas 60 . . . at Dayton, Ohio (Midwest Sub-Regional)

1993 NCAA TOURNAMENT (4-1)

3-18 . . . (2) . . . Kansas 94 . . . (15) . . . Ball State 72 . . . at Chicago, Ill. (Midwest Sub-Regional)
3-20 . . . Kansas 90 . . . (7) . . . Brigham Young 76 . . . at Chicago, Ill. (Midwest Sub-Regional)
3-25 . . . Kansas 93 . . . (6) . . . California 76 . . . at St. Louis, Mo. (Midwest Regional)
3-27 . . . Kansas 83 . . . (1) . . . Indiana 77 . . . at St. Louis, Mo. (Midwest Regional)
4-3 . . . (1) . . . North Carolina 78 . . . Kansas 68 . . . at New Orleans, La. (NCAA Semifinals)

1994 NCAA TOURNAMENT (2-1)

3-17 . . . (4) . . . Kansas 102 . . . (13) . . . Chattanooga 73 . . . at Lexington, Ky. (Southeast Sub-Regional)
3-19 . . . Kansas 69 . . . (5) . . . Wake Forest 58 . . . at Lexington, Ky. (Southeast Sub-Regional)
3-24 . . . (1) . . . Purdue 83 . . . Kansas 78 . . . at Knoxville, Tenn. (Southeast Regional)

1995 NCAA TOURNAMENT (2-1)

3-16 . . . (1) . . . Kansas 82 . . . (16) . . . Colgate 68 . . . at Dayton, Ohio (Midwest Sub-Regional)
3-18 . . . Kansas 75 . . . (8) . . . Western Kentucky 70 . . . at Dayton, Ohio (Midwest Sub-Regional)
3-24 . . . (4) . . . Virginia 67 . . . Kansas 58 . . . at Kansas City, Mo. (Midwest Regional)

1996 NCAA TOURNAMENT (3-1)

3-15 . . . (2) . . . Kansas 92 . . . (15) . . . S.C. State 54 . . . at Tempe, Ariz. (West Sub-Regional)
3-17 . . . Kansas 76 . . . (10) . . . Santa Clara 51 . . . at Tempe, Ariz. (West Sub-Regional)
3-22 . . . Kansas 83 . . . (3) . . . Arizona 80 . . . at Denver, Colo. (West Regional)
3-24 . . . (4) . . . Syracuse 60 . . . Kansas 57 . . . at Denver, Colo. (West Regional)

1997 NCAA TOURNAMENT (2-1)

3-13 . . . (1) . . . Kansas 78 . . . (16) . . . Jackson State 64 . . . at Memphis, Tenn. (Southeast Sub-Regional)
3-15 . . . Kansas 75 . . . (8) . . . Purdue 61 . . . at Memphis, Tenn. (Southeast Sub-Regional)
3-21 . . . (4) . . . Arizona 85 . . . Kansas 82 . . . at Birmingham, Ala. (Southeast Regional)

1998 NCAA TOURNAMENT (1-1)

3-13 . . . (1) . . . Kansas 110 . . . (16) . . . Prairie View A&M 52 . . . at Oklahoma City, Okla. (Midwest Sub-Regional)
3-15 . . . (8) . . . Rhode Island 80 . . . Kansas 75 . . . at Oklahoma City, Okla. (Midwest Sub-Regional)

1999 NCAA TOURNAMENT (1-1)

3-12 . . . (6) . . . Kansas 95 . . . (11) . . . Evansville 74 . . . at New Orleans, La. (Midwest Sub-Regional)
3-14 . . . (3) . . . Kentucky 92 . . . Kansas 88 (OT) . . . at New Orleans, La. (Midwest Sub-Regional)

2000 NCAA TOURNAMENT (1-1)

3-17 . . . (8) . . . Kansas 81 . . . (9) . . . DePaul 77 (OT) . . . at Winston Salem, N.C. (East Sub-Regional)
3-19 . . . (1) . . . Duke 69 . . . Kansas 64 . . . at Winston Salem, N.C. (East Sub-Regional)

2001 NCAA TOURNAMENT (2-1)

3-16 . . . (4) . . . Kansas 99 . . . (13) . . . CS Northridge 75 . . . at Dayton, Ohio (Midwest Sub-Regional)
3-18 . . . Kansas 87 . . . (5) . . . Syracuse 58 . . . at Dayton, Ohio (Midwest Sub-Regional)
3-23 . . . (1) . . . Illinois 80 . . . Kansas 64 . . . at San Antonio, Texas (Midwest Regional)

2002 NCAA TOURNAMENT (4-1)

3-14 . . . (1) . . . Kansas 70 . . . (16) . . . Holy Cross 59 . . . at St. Louis, Mo. (Midwest Sub-Regional)
3-16 . . . Kansas 86 . . . (8) . . . Stanford 63 . . . at St. Louis, Mo. (Midwest Sub-Regional)
3-22 . . . Kansas 73 . . . (4) . . . Illinois 69 . . . at Madison, Wis. (Midwest Regional)
3-24 . . . Kansas 104 . . . (2) . . . Oregon 86 . . . at Madison, Wis. (Midwest Regional)
3-30 . . . (1) . . . Maryland 97 . . . Kansas 88 . . . at Atlanta, Ga. (NCAA Semifinals)

2003 NCAA TOURNAMENT (5-1)

3-20 . . . (2) . . . Kansas 64 . . . (15) . . . Utah State 61 . . . at Oklahoma City, Okla. (West Sub-Regional)
3-22 . . . Kansas 108 . . . (10) . . . Arizona State 76 . . . at Oklahoma City, Okla. (West Sub-Regional)
3-27 . . . Kansas 69 . . . (3) . . . Duke 65 . . . at Anaheim, Calif. (West Regional)
3-29 . . . Kansas 78 . . . (1) . . . Arizona 75 . . . at Anaheim, Calif. (West Regional)
4-5 . . . Kansas 94 . . . (3) . . . Marquette 61 . . . at New Orleans, La. (NCAA Semifinals)
4-7 . . . (3) . . . Syracuse 81 . . . Kansas 78 . . . at New Orleans, La. (NCAA Finals)

2004 NCAA TOURNAMENT (3-1)

3-19 . . . (4) . . . Kansas 77 . . . (13) . . . Illinois-Chicago 53 . . . at Kansas City, Mo. (St. Louis Sub-Regional)
3-21 . . . Kansas 78 . . . (12) . . . Pacific 63 . . . at Kansas City, Mo. (St. Louis Sub-Regional)
3-26 . . . Kansas 100 . . . (9) . . . UAB 74 . . . at St. Louis, Mo. (St. Louis Regional)
3-28 . . . (3) . . . Georgia Tech 79 . . . Kansas 71 (ot) . . . at St. Louis, Mo. (St. Louis Regional)

2005 NCAA TOURNAMENT (0-1)

3-18 . . . (14) . . . Bucknell 64 . . . (3) . . . Kansas 63 . . . at Oklahoma City, Okla. (Syracuse Regional)

2006 NCAA TOURNAMENT (0-1)

3-17 . . . (13) . . . Bradley 77 . . . (4) . . . Kansas 73 . . . at Auburn Hills, Mich. (Oakland Regional)

2007 NCAA TOURNAMENT (3-1)

3-16 . . . (1) . . . Kansas 107 . . . (16) . . . Niagara 67 . . . at Chicago, Ill. (West Sub-Regional)
3-18 . . . Kansas 88 . . . (8) . . . Kentucky 76 . . . at Chicago, Ill. (West Sub-Regional)
3-22 . . . Kansas 61 . . . (4) . . . Southern Illinois 58 . . . at San Jose, Calif. (West Regional)
3-24 . . . (2) . . . UCLA 68 . . . Kansas 55 . . . at San Jose, Calif. (West Regional)

2008 NCAA TOURNAMENT (6-0)

3-20 . . . (1) . . . Kansas 85 . . . (16) . . . Portland State 61 . . . at Omaha, Neb. (Midwest Sub-Regional)
3-22 . . . Kansas 75 . . . (8) . . . UNLV 61 . . . at Omaha, Neb. (Midwest Sub-Regional)
3-28 . . . Kansas 72 . . . (12) . . . Villanova 57 . . . at Detroit, Mich. (Midwest Regional)
3-30 . . . Kansas 59 . . . (10) . . . Davidson 57 . . . at Detroit, Mich. (Midwest Regional)
4-5 . . . Kansas 84 . . . (1) . . . North Carolina 66 . . . at San Antonio, Texas (NCAA Semifinals)
4-7 . . . Kansas 75 . . . (1) . . . Memphis 68 (ot) . . . at San Antonio, Texas (NCAA Finals)

2009 NCAA TOURNAMENT (2-1)

3-20 . . . (3) . . . Kansas 84 . . . (14) . . . North Dakota State 74 . . . at Minneapolis, Minn. (Midwest Sub-Regional)
3-22 . . . Kansas 60 . . . (11) . . . Dayton 43 . . . at Minneapolis, Minn. (Midwest Sub-Regional)
3-27 . . . (2) . . . Michigan State 67 . . . Kansas 62 . . . at Indianapolis, Ind. (Midwest Regional)

2010 NCAA TOURNAMENT (1-1)

3-18 . . . (1) . . . Kansas 90 . . . (16) . . . Lehigh 74 . . . at Oklahoma City, Okla. (Midwest Sub-Regional)
3-20 . . . (9) . . . Northern Iowa 69 . . . Kansas 67 . . . at Oklahoma City, Okla. (Midwest Sub-Regional)

2011 NCAA TOURNAMENT (3-1)

3-18 . . . (1) . . . Kansas 72 . . . (16) . . . Boston 53 . . . at Tulsa, Okla. (Southwest Sub-Regional)
3-20 . . . Kansas 73 . . . (9) . . . Illinois 59 . . . at Tulsa, Okla. (Southwest Sub-Regional)
3-25 . . . Kansas 77 . . . (12) . . . Richmond 57 . . . at San Antonio, Texas (Southwest Regional)
3-27 . . . (11) . . . VCU 71 . . . Kansas 61 . . . at San Antonio, Texas (Southwest Regional)

2012 NCAA TOURNAMENT (5-1)

3-16 . . . (2) . . . Kansas 65 . . . (15) . . . Detroit 50 . . . at Omaha, Neb. (Midwest Regional Second Round)
3-18 . . . Kansas 63 . . . (10) . . . Purdue 60 . . . at Omaha, Neb. (Midwest Regional Third Round)
3-23 . . . Kansas 60 . . . (11) . . . North Carolina State 57 . . . at St. Louis, Mo. (Midwest Regional Semifinal)
3-25 . . . Kansas 80 . . . (1) . . . North Carolina 67 . . . at St. Louis, Mo. (Midwest Regional Final)
3-31 . . . Kansas 64 . . . (2) . . . Ohio State 62 . . . at New Orleans, La. (NCAA Semifinal)
4-2 . . . (1) . . . Kentucky 67 . . . Kansas 59 . . . at New Orleans, La. (NCAA Finals)

2013 NCAA TOURNAMENT (2-1)

3-22 . . . (1) . . . Kansas 64 . . . (16) . . . Western Kentucky 57 . . . at Kansas City, Mo. (South Regional Second Round)
3-24 . . . Kansas 70 . . . (8) . . . North Carolina 58 . . . at Kansas City, Mo. (South Regional Third Round)
3-29 . . . (4) . . . Michigan 87 . . . Kansas 85 (ot) . . . at Arlington, Texas (South Regional Semifinal)

2014 NCAA TOURNAMENT (1-1)

3-21 . . . (2) . . . Kansas 80 . . . (15) . . . Eastern Kentucky 69 . . . at St. Louis, Mo. (South Regional Second Round)
3-23 . . . (10) . . . Stanford 60 . . . Kansas 57 . . . at St. Louis, Mo. (South Regional Third Round)

2015 NCAA TOURNAMENT (1-1)

3-20 . . . (2) . . . Kansas 75 . . . (15) . . . New Mexico State 56 . . . at Omaha, Neb. (Midwest Regional Second Round)
3-22 . . . (7) . . . Wichita State 78 . . . Kansas 65 . . . at Omaha, Neb. (Midwest Regional Third Round)

2016 NCAA TOURNAMENT (3-1)

3-17 . . . (1) . . . Kansas 105 . . . (16) . . . Austin Peay 79 . . . at Des Moines, Iowa (South Regional First Round)
3-19 . . . Kansas 73 . . . (9) . . . Connecticut 61 . . . at Des Moines, Iowa (South Regional Second Round)
3-24 . . . Kansas 79 . . . (5) . . . Maryland 63 . . . at Louisville, Ky. (South Regional Semifinal)
3-26 . . . (2) . . . Villanova 64 . . . Kansas 59 . . . at Louisville, Ky. (South Regional Final)

2017 NCAA TOURNAMENT (3-1)

3-17 . . . (1) . . . Kansas 100 . . . (16) . . . UC Davis 79 . . . at Tulsa, Okla. (Midwest Regional First Round)
3-19 . . . Kansas 90 . . . (9) . . . Michigan St. 70 . . . at Tulsa, Okla. (Midwest Regional Second Round)
3-23 . . . Kansas 98 . . . (4) . . . Purdue 66 . . . at Kansas City, Mo. (Midwest Regional Semifinal)
3-25 . . . (3) . . . Oregon 74 . . . Kansas 60 . . . at Kansas City, Mo. (Midwest Regional Final)

2018 NCAA TOURNAMENT (4-1)

3-15 . . . (1) . . . Kansas 76 . . . (16) . . . Penn 60 . . . at Wichita, Kan. (Midwest Regional First Round)
3-17 . . . Kansas 83 . . . (8) . . . Seton Hall 79 . . . at Wichita, Kan. (Midwest Regional Second Round)
3-23 . . . Kansas 80 . . . (5) . . . Clemson 76 . . . at Omaha, Neb. (Midwest Regional Semifinal)
3-25 . . . Kansas 85 . . . (2) . . . Duke 81 (ot) . . . at Omaha, Neb. (Midwest Regional Final)
3-31 . . . (1) . . . Villanova 95 . . . Kansas 79 . . . at San Antonio, Texas (NCAA Semifinals)

2019 NCAA TOURNAMENT (1-1)

3-21 . . . (4) . . . Kansas 87 . . . (13) . . . Northeastern 53 . . . at Salt Lake City, Utah (Midwest Regional First Round)
3-23 . . . (5) . . . Auburn 89 . . . Kansas 75 . . . at Salt Lake City, Utah (Midwest Regional Second Round)

(Team seed in parenthesis)

2020-21 KANSAS BASKETBALL POSTSEASON HISTORY

KANSAS VS. ALL OPPONENTS IN THE NCAA TOURNAMENT

OPPONENT	W-L	LAST FACED
UAB	1-0	2004
Alcorn State	1-0	1984
Arizona	2-1	2003
Arizona State	2-0	2003
Arkansas	1-0	1991
Auburn	0-2	2019
Austin Peay	1-0	2016
Ball State	1-0	1993
Boston	1-0	2011
Bradley	0-1	2006
Brigham Young	1-0	1993
Bucknell	0-1	2005
California	1-0	1993
Cal State Northridge	1-0	2001
Chattanooga	1-0	1994
Cincinnati	0-1	1960
Clemson	1-0	2018
Colgate	1-0	1995
Colorado	0-1	1942
Connecticut	1-0	2016
Creighton	1-0	1974
Davidson	1-0	2008
Dayton	1-0	2009
DePaul	1-0	2000
Detroit	1-0	2012
Drake	1-0	1971
Duke	3-3	2018
Eastern Kentucky	1-0	2014
Evansville	1-0	1999
Georgetown	0-1	1987
Georgia Tech	0-1	2004
Holy Cross	1-0	2002
Houston	2-1	1987
Howard	1-0	1992
Illinois	2-1	2011
Illinois-Chicago	1-0	2004
Indiana	2-2	1993
Jackson State	1-0	1997
Kansas State	1-0	1988
Kentucky	1-2	2012
Lehigh	1-0	2010
Louisville	1-0	1967
Marquette	1-1	2003
Maryland	1-1	2016
Memphis	1-0	2008
Michigan	0-1	2013
Michigan State	2-1	2017
Mississippi	1-0	1981
Murray State	1-0	1988
New Mexico State	1-0	2015
New Orleans	1-0	1991
North Carolina	4-2	2013
N. Carolina A&T	1-0	1986
N.C. State	2-0	2012
North Dakota State	1-0	2009
Niagara	1-0	2007
Northeastern	1-0	2019
Northern Iowa	0-1	2010
Notre Dame	0-1	1975
Ohio	1-0	1985
Ohio State	1-0	2012
Oklahoma	1-0	1988
Oklahoma City	2-0	1957
Oklahoma State	1-0	1953
Oral Roberts	1-0	1974
Oregon	1-1	2017
Pacific	1-0	2004
Pennsylvania	1-0	2018
Pittsburgh	1-0	1991
Portland State	1-0	2008
Prairie View A&M	1-0	1998
Purdue	3-1	2017
Rhode Island	0-1	1998
Rice	2-0	1942
Richmond	1-0	2011
Robert Morris	1-0	1990
St. John's	1-0	1952

OPPONENT	W-L	LAST FACED
St. Louis	1-0	1952
San Francisco	1-0	1957
Seton Hall	1-0	2018
Stanford	0-1	2014
Santa Clara	2-0	1996
S. Carolina State	1-0	1996
Southern Illinois	1-0	2007
USC	1-0	1940
SMU	2-0	1966
Stanford	1-0	2002
Missouri State	1-0	1987
Syracuse	1-2	2003
Temple	1-0	1986
Texas	1-0	1960
Texas Christian	1-0	1952
Texas El-Paso	0-2	1992
UC Davis	1-0	2017
UCLA	0-5	2007
UNLV	1-0	2008
Utah State	1-0	2003
Vanderbilt	1-0	1988
VCU	0-1	2011
Villanova	1-2	2018
Virginia	0-1	1995
Wake Forest	1-1	1994
Washington	1-0	1953
W. Kentucky	2-1	2013
Wichita State	0-2	2015
Xavier	1-0	1988

KU'S RECORD VS. SEEDED TEAMS IN NCAA TOURNAMENT PLAY

Vs. Seed	KU's W-L	Last Faced (Opponent)
1	8-9	2018 (Villanova)
2	6-4	2018 (Duke)
3	3-4	2017 (Oregon)
4	4-5	2017 (Purdue)
5	5-1	2019 (Auburn)
6	3-1	1993 (California)
7	2-2	2015 (Wichita State)
8	7-1	2018 (Seton Hall)
9	6-2	2017 (Michigan State)
10	4-1	2014 (Stanford)
11	4-2	2012 (North Carolina State)
12	4-0	2011 (Richmond)
13	5-1	2019 (Northeastern)
14	4-1	2009 (North Dakota State)
15	7-0	2015 (New Mexico State)
16	14-0	2018 (Penn)

KU'S PERFORMANCE AS A SEEDED TEAM IN THE NCAA TOURNAMENT

Seed	KU's W-L	Year(s)
1	39-13	1986, 1992, 1995, 1997, 1998, 2002, 2007, 2008, 2010, 2011, 2013, 2016, 2017, 2018
2	20-7	1990, 1993, 1996, 2003, 2012, 2014, 2015
3	8-4	1985, 1991, 2005, 2009
4	8-5	1994, 2001, 2004, 2006, 2019
5	3-2	1984, 1987
6	7-1	1988, 1999
7	2-1	1981
8	1-1	2000

KU'S FINAL FOUR RECORD

Final Four Total	12-13
In The Semifinals	9-5
In The NCAA Finals	3-6
In Consolation Games	0-2
1940 (Second)	1991 (Second)
1952 (First)	1993 (Third-tie)
1953 (Second)	2002 (Third-tie)
1957 (Second)	2003 (Second)
1971 (Fourth)	2008 (First)
1974 (Fourth)	2012 (Second)
1986 (Third-tie)	2018 (Third-tie)
1988 (First)	



READY FOR CHANGE



⊕

"VISIONARY MEANS
BEING ABLE TO SEE A
PLACE FOR SOMETHING
THAT CAN BE IMPACTFUL
BEFORE ITS RIGHT IN
FRONT OF YOU"

DAMIAN LILLARD





SINGLE-HALF RECORDS

MOST POINTS

PTS (Half), Opponent	Date	Site
80 (1st), vs. Kentucky	Dec. 9, 1989	Lawrence
77 (2nd), vs. Elizabeth City St.	Jan. 18, 1990	Lawrence
75 (1st), vs. Oral Roberts	Jan. 14, 1993	Lawrence

MOST POINTS/CONFERENCE

PTS (Half), Opponent	Date	Site
71 (2nd), vs. Iowa State	Jan. 7, 1989	Lawrence
65 (1st), vs. Colorado	Feb. 25, 1989	Lawrence
63 (2nd), vs. Texas	Jan. 10, 1998	Austin

MOST REBOUNDS

REB (Half), Opponent	Date	Site
38 (2nd), vs. Colorado	Jan. 31, 1995	Lawrence
38 (2nd), vs. Colorado	Feb. 26, 1994	Lawrence

MOST REBOUNDS/CONFERENCE

REB (Half), Opponent	Date	Site
38 (2nd), vs. Colorado	Jan. 31, 1995	Lawrence
38 (2nd), vs. Colorado	Feb. 26, 1994	Lawrence

MOST FIELD GOALS

FG (Half), Opponent	Date	Site
31 (2nd), vs. Elizabeth City St.	Jan. 18, 1990	Lawrence

MOST FIELD GOAL ATTEMPTS

FGA (Half), Opponent	Date	Site
48 (2nd), vs. E. Tennessee St.	Jan. 4, 1996	Lawrence
48 (2nd), vs. Elizabeth City St.	Jan. 18, 1990	Lawrence

HIGHEST FIELD GOAL PERCENTAGE

PCT (Half), Opponent	Date	Site
.867 (2nd), vs. Colorado	Feb. 25, 1989	Lawrence
.850 (2nd), vs. Missouri	Jan. 19, 1991	Lawrence

HIGHEST FIELD GOAL PERCENTAGE/CONF.

PCT (Half), Opponent	Date	Site
.867 (2nd), vs. Colorado	Feb. 25, 1989	Lawrence
.850 (2nd), vs. Missouri	Jan. 19, 1991	Lawrence

MOST 3-POINT FIELD GOALS

FG (Half), Opponent	Date	Site
12 (1st), vs. Texas Southern	Nov. 21, 2017	Lawrence
11 (2nd), at Texas	Dec. 29, 2017	Austin
10 (1st), vs. Texas A&M	Jan. 27, 2018	Lawrence
10 (1st), vs. Omaha	Dec. 18, 2017	Lawrence

MOST 3-POINT FIELD GOALS/CONF.

FG (Half), Opponent	Date	Site
11 (2nd), at Texas	Dec. 29, 2017	Austin
9, 5x, last vs. Oklahoma (1st)	Feb. 19, 2018	Lawrence

MOST 3-POINT FIELD GOAL ATTEMPTS

FGA (Half), Opponent	Date	Site
24 (1st), vs. Iowa State	Jan. 9, 2018	Lawrence
20, 4x, last at Texas (2nd)	Dec. 29, 2017	Austin

MOST 3-POINT ATTEMPTS/CONF.

FGA (Half), Opponent	Date	Site
24 (1st), vs. Iowa State	Jan. 9, 2018	Lawrence
20 (2nd), at Texas	Dec. 29, 2017	Austin
19 (1st), at Oklahoma State	Jan. 27, 2020	Stillwater
19 (1st), vs. Oklahoma	Feb. 20, 1995	Norman

MOST 3-POINTERS WITHOUT A MISS

FG-A (Half), Opp.	Date	Site
9-9 (1st), vs. N.C. State	Dec. 10, 1994	Raleigh

MOST FREE THROWS

FT (Half), Opponent	Date	Site
26 (2nd), vs. Colorado	Jan. 31, 1995	Lawrence
26 (2nd), vs. Baylor	Feb. 2, 2008	Lawrence

MOST FREE THROWS/CONFERENCE

FT (Half), Opponent	Date	Site
26 (2nd), vs. Colorado	Jan. 31, 1995	Lawrence
26 (2nd), vs. Baylor	Feb. 2, 2008	Lawrence

MOST FREE THROW ATTEMPTS

FTA (Half), Opponent	Date	Site
39 (2nd), vs. Colorado	Jan. 31, 1995	Lawrence

MOST FREE THROW ATTEMPTS/CONF.

FTA (Half), Opponent	Date	Site
39 (2nd), vs. Colorado	Jan. 31, 1995	Lawrence

MOST FREE THROWS WITHOUT A MISS

FT (Half), Opponent	Date	Site
16-16 (2nd), vs. Connecticut	Jan. 19, 1997	Hartford

MOST ASSISTS

AST (Half), Opponent	Date	Site
21 (2nd), vs. Oral Roberts	Jan. 14, 1993	Lawrence
21 (2nd), vs. Kentucky	Dec. 9, 1989	Lawrence
20 (1st), vs. Xavier	Nov. 26, 1999	Anchorage
20 (1st), vs. Niagara	Jan. 9, 1997	Lawrence

MOST ASSISTS/CONFERENCE

AST (Half), Opponent	Date	Site
19 (2nd), vs. Colorado	Feb. 25, 1989	Lawrence
18 (2nd), vs. Colorado	Feb. 21, 1990	Boulder

MOST STEALS

ST (Half), Opponent	Date	Site
13 (2nd), vs. Alcorn State	Dec. 2, 2009	Lawrence
13 (2nd), vs. UNC Asheville	Jan. 2, 2003	Lawrence
12 (1st), vs. Baylor	Jan. 28, 1998	Lawrence

MOST STEALS/CONFERENCE

ST (Half), Opponent	Date	Site
12 (1st), vs. Baylor	Jan. 28, 1998	Lawrence
11 (1st), vs. Baylor	Jan. 20, 2010	Lawrence
11 (1st), vs. Kansas State	Jan. 17, 1998	Lawrence
11 (2nd), vs. Colorado	Jan. 29, 2000	Lawrence
11 (1st), vs. Nebraska	March 3, 1991	Lincoln

MOST BLOCKED SHOTS

BS (Half), Opponent	Date	Site
10 (2nd), vs. Vanderbilt	Dec. 29, 1997	Honolulu
10 (1st), vs. Baylor	Jan. 13, 2013	Lawrence
9 (1st), vs. Iowa State	Jan. 29, 2000	Ames
9 (2nd), vs. Iowa State	Feb. 7, 1996	Lawrence

MOST BLOCKED SHOTS/CONFERENCE

BS (Half), Opponent	Date	Site
10 (1st), vs. Baylor	Jan. 13, 2013	Lawrence
9 (1st), vs. Iowa State	Jan. 29, 2000	Ames
9 (2nd), vs. Iowa State	Feb. 7, 1996	Lawrence

2020-21 KANSAS BASKETBALL TEAM RECORDS

SINGLE-GAME RECORDS

MOST POINTS

PTS, Opponent	Date	Site
150 vs. Kentucky	Dec. 9, 1989	Lawrence
140 vs. Oral Roberts	Jan. 14, 1993	Lawrence
134 vs. Niagara	Jan. 9, 1997	Lawrence
132 vs. Elizabeth City St.	Jan. 18, 1990	Lawrence
127 vs. Iowa State	Jan. 7, 1989	Lawrence

In Allen Fieldhouse

150 vs. Kentucky	Dec. 9, 1989	Lawrence
------------------	--------------	----------

On A Neutral Court

123 vs. Chaminade	Nov. 23, 2015	Lahaina
-------------------	---------------	---------

On Opponent's Home Court

111 vs. Hawai'i Loa	Dec. 28, 1990	Honolulu
---------------------	---------------	----------

In A Kansas Loss

99 (99-103, OT) vs. Indiana	Nov. 11, 2016	Honolulu
-----------------------------	---------------	----------

In A Season Opener

122 vs. UMBC	Nov. 23, 1991	Lawrence
--------------	---------------	----------

MOST POINTS/CONFERENCE

PTS, Opponent	Date	Site
127 vs. Iowa State	Jan. 7, 1989	Lawrence
114 vs. Colorado	Feb. 15, 1997	Lawrence
112 vs. Missouri	March 9, 1974	Lawrence
111 vs. Colorado	Jan. 7, 1998	Lawrence
111 vs. Colorado	Feb. 25, 1989	Lawrence

FEWEST POINTS

PTS, Opponent	Date	Site
5 vs. K.C. Athletic Club	March 27, 1899	Kansas City
5 vs. Kansas City YMCA	Feb. 3, 1899	Kansas City
Since 1950		
35 vs. Missouri	Jan. 20, 1982	Columbia
Since 1989		
40 vs. Kentucky	Nov. 18, 2014	Indianapolis
45 vs. Kentucky	Dec. 1, 1998	Chicago
49 vs. Arizona	Nov. 21, 2005	Maui

FEWEST POINTS/CONFERENCE

PTS, Opponent	Date	Site
9 vs. Kansas State	Feb. 2, 1917	Manhattan
Since 1950		
35 vs. Missouri	Jan. 20, 1982	Columbia
Since 1989		
50 vs. Iowa State	Feb. 28, 1999	Ames

MOST REBOUNDS

REB, Opponent	Date	Site
79 vs. Iowa State	Jan. 10, 1970	Lawrence

MOST REBOUNDS/CONFERENCE

REB, Opponent	Date	Site
79 vs. Iowa State	Jan. 10, 1970	Lawrence

BIGGEST REBOUND MARGIN

MAR, Opponent	Date	Site
43 (72-29) vs. Colorado	Feb. 26, 1994	Lawrence

MOST FIELD GOALS

FG, Opponent	Date	Site
52 vs. Elizabeth City St.	Jan. 18, 1990	Lawrence
52 vs. Kentucky	Dec. 9, 1989	Lawrence

MOST FIELD GOALS/CONFERENCE

FG, Opponent	Date	Site
50 vs. Iowa State	March 9, 1990	Kansas City
50 vs. Missouri	March 9, 1974	Lawrence

FEWEST FIELD GOALS

FG, Opponent	Date	Site
0 vs. Nebraska	March 2, 1900	Lincoln
Since 1950		
10 vs. Nebraska	Feb. 11, 1961	Lincoln
Since 1989		
11 vs. Kentucky	Nov. 18, 2014	Indianapolis
15 vs. Kentucky	Dec. 1, 1998	Chicago

HIGHEST FIELD GOAL PERCENTAGE

PCT, Opponent	Date	Site
.759 vs. Pomona-Pitzer	Dec. 1, 1987	Lawrence

HIGHEST FIELD GOAL PCT./CONF.

PCT, Opponent	Date	Site
.704 vs. Colorado	Feb. 25, 1989	Lawrence

MOST FREE THROWS

FT, Opponent	Date	Site
38 vs. Niagara	Jan. 9, 1997	Lawrence
38 vs. Nebraska	Jan. 8, 1990	Lincoln
38 vs. Western Kentucky	Dec. 20, 1969	Lawrence
38 vs. Nebraska	Feb. 8, 1958	Lawrence
38 vs. Rice	Dec. 18, 1954	Lawrence

MOST FREE THROWS/CONFERENCE

FT, Opponent	Date	Site
38 vs. Nebraska	Jan. 8, 1990	Lincoln
38 vs. Nebraska	Feb. 8, 1958	Lawrence

FEWEST FREE THROWS

FT, Opponent	Date	Site
0 vs. Warrensburg State	Feb. 9, 1909	Warrensburg

FEWEST FREE THROWS/CONFERENCE

FT, Opponent	Date	Site
1 vs. Kansas State	Feb. 2, 1917	Manhattan

MOST FREE THROW ATTEMPTS

FTA, Opponent	Date	Site
56 vs. Rice	Dec. 18, 1954	Lawrence
52 vs. Niagara	Jan. 9, 1997	Lawrence
52 vs. Nebraska	Feb. 8, 1958	Lawrence

MOST FREE THROW ATTEMPTS/CONF.

FTA, Opponent	Date	Site
52 vs. Nebraska	Feb. 8, 1958	Lawrence

FEWEST FREE THROW ATTEMPTS

(SINCE 1988-89)	FTA, Opponent	Date	Site
4 vs. Texas Tech	Jan. 20, 2007	Lubbock	
5, Four Times (last at Iowa State, Jan. 16, 2017)			

FEWEST FT ATTEMPTS/CONF.

(SINCE 1988-89)	FTA, Opponent	Date	Site
4 vs. Texas Tech	Jan. 20, 2007	Lubbock	
5 at Iowa State	Jan. 16, 2017	Ames	
5 vs. Iowa State	Feb. 28, 1999	Ames	

HIGHEST FREE THROW PERCENTAGE

FT-A, Opponent	Date	Site
12-12 vs. Holy Cross	Dec. 9, 2015	Lawrence
11-11 vs. Kansas State	Feb. 25, 1984	Manhattan
11-11 vs. Nebraska	Jan. 25, 1977	Lincoln
11-11 vs. Kansas State	Feb. 24, 1968	Lawrence

(100% made other times with less than 11 attempts)

HIGHEST FREE THROW PERCENTAGE/CONF.

FT-A, Opponent	Date	Site
11-11 vs. Kansas State	Feb. 25, 1984	Manhattan
11-11 vs. Nebraska	Jan. 25, 1977	Lincoln
11-11 vs. Kansas State	Feb. 24, 1968	Lawrence

(100% made other times with less than 11 attempts)

MOST 3-POINT FIELD GOALS

FG, Opponent	Date	Site
19 vs. Texas Southern	Nov. 21, 2017	Lawrence
17 at Texas	Dec. 29, 2017	Austin
16 vs. Oklahoma	Feb. 19, 2018	Lawrence
16 vs. Omaha	Dec. 18, 2017	Lawrence
16 vs. Baylor	Jan. 25, 2005	Waco

MOST 3-POINT FIELD GOALS/CONF.

FG, Opponent	Date	Site
17 at Texas	Dec. 29, 2017	Austin
16 vs. Oklahoma	Feb. 19, 2018	Lawrence
16 vs. Baylor	Jan. 25, 2005	Waco
14 vs. Iowa State	Jan. 9, 2018	Lawrence
14 vs. Texas Tech	March 3, 2008	Lawrence

MOST 3-POINT FIELD GOAL ATTEMPTS

FGA, Opponent	Date	Site
38 vs. Arizona State	Dec. 10, 2017	Lawrence
36 vs. Duke	March 25, 2018	Omaha
36 vs. Iowa State	Jan. 9, 2018	Lawrence
36 vs. Texas Southern	Nov. 21, 2017	Lawrence
35 at Texas	Dec. 29, 2017	Austin

MOST 3-POINT ATTEMPTS/CONF.

FGA, Opponent	Date	Site
36 vs. Iowa State	Jan. 9, 2018	Lawrence
35 vs. Texas	Dec. 29, 2017	Austin
33 at Oklahoma State	Jan. 27, 2020	Stillwater
32 vs. Oklahoma	Jan. 23, 2018	Norman
31, 4x, last vs. Oklahoma	March 5, 2019	Norman

HIGHEST 3-POINT FIELD GOAL PERCENTAGE

PCT, Opponent	Date	Site
*100.0 vs. Oklahoma St.	Feb. 10, 1988	Stillwater
87.5 vs. Brown	Jan. 3, 1989	Lawrence
75.0 vs. Louisville	Jan. 16, 1993	Louisville

(*6-of-6)

HIGHEST 3-POINT FIELD GOAL PCT./CONF.

PCT, Opponent	Date	Site
*100.0 vs. Oklahoma St.	Feb. 10, 1988	Stillwater
66.7 vs. Kansas State	Feb. 14, 2009	Manhattan
66.7 vs. Oklahoma	Feb. 1, 1992	Norman
66.7 vs. Texas A&M	March 8, 2012	Kansas City

(*6-of-6)

MOST ASSISTS (SINCE 1973-74)

AST, Opponent	Date	Site
36 vs. Xavier	Nov. 26, 1999	Anchorage
36 vs. Kentucky	Dec. 9, 1989	Lawrence
34 vs. Niagara	Jan. 9, 1997	Lawrence
34 vs. Colorado	Feb. 21, 1990	Boulder
33 vs. Chattanooga	March 17, 1994	Lexington
33 vs. UMKC	Dec. 12, 1992	Kansas City

MOST ASSISTS/CONFERENCE

AST, Opponent	Date	Site
34 vs. Colorado	Feb. 21, 1990	Boulder
31 vs. Missouri	Feb. 11, 1986	Lawrence
29 vs. West Virginia	March 2, 2013	Lawrence
28 vs. Colorado	Jan. 7, 1998	Lawrence
28 vs. Oklahoma St.	Jan. 31, 1996	Lawrence

FEWEST ASSISTS (SINCE 1988-89)

AST, Opponent	Date	Site
4 vs. Kentucky	Nov. 18, 2014	Indianapolis
5 vs. Oklahoma State	Feb. 20, 2013	Stillwater
5 vs. Long Beach St.	Jan. 25, 1993	Lawrence
6, 5x, last vs. Texas	Feb. 3, 2020	Lawrence



2020-21 KANSAS BASKETBALL TEAM RECORDS

SINGLE-GAME RECORDS

FEWEST ASSISTS/CONFERENCE

AST, Opponent	Date	Site
5 vs. Oklahoma State	Feb. 20, 2013	Stillwater
6 vs. Texas	Feb. 2, 2020	Lawrence
6 vs. W. Virginia	Jan. 19, 2019	Morgantown
6 vs. Texas Tech	Feb. 18, 2014	Lubbock
7, 4x, last vs. Oklahoma	March 7, 2015	Norman

MOST STEALS (SINCE 1975-76)

ST, Opponent	Date	Site
22 vs. Marquette	Dec. 1, 1990	Lawrence
21 vs. Alcorn State	Dec. 2, 2010	Lawrence
21 vs. Pittsburg State	Nov. 28, 2001	Lawrence
20 vs. Pittsburg State	Dec. 18, 1995	Lawrence
20 vs. UW-Oshkosh	Jan. 5, 1980	Lawrence

MOST STEALS/CONFERENCE

ST, Opponent	Date	Site
19 vs. Baylor	Jan. 28, 1998	Lawrence
17 vs. Texas A&M	Feb. 26, 2003	Lawrence
17 vs. Kansas State	Feb. 27, 2002	Lawrence
17 vs. Nebraska	Feb. 1, 1997	Lawrence
17 vs. Colorado	Feb. 15, 1992	Lawrence

FEWEST STEALS (SINCE 1988-89)

ST, Opponent	Date	Site
0 vs. Syracuse	March 18, 2001	Dayton

FEWEST STEALS/CONF. (SINCE 1988-89)

ST, Opponent	Date	Site
1 vs. Texas	Jan. 23, 2016	Lawrence
1 vs. TCU	Feb. 6, 2013	Fort Worth

MOST TURNOVERS

TO, Opponent	Date	Site
30 vs. Xavier	March 18, 1988	Lincoln

FEWEST TURNOVERS

TO, Opponent	Date	Site
3 vs. Texas	Jan. 24, 2015	Austin
3 vs. Iowa State	Jan. 15, 1966	Lawrence

MOST BLOCKED SHOTS (SINCE 1974-75)

BS, Opponent	Date	Site
16 vs. San Jose State	Nov. 26, 2012	Lawrence
15 vs. Toledo	Dec. 9, 2006	Kansas City
14 vs. Iowa State	Feb. 7, 1996	Lawrence

MOST BLOCKED SHOTS/CONFERENCE

BS, Opponent	Date	Site
14 vs. Iowa State	Feb. 7, 1996	Lawrence
13 vs. West Virginia	March 2, 2013	Lawrence
13 vs. Iowa State	Jan. 29, 2000	Ames

FEWEST BLOCKED SHOTS

BS, Opponent	Date	Site
0, Many Times; Most Recent: vs. Stanford	Dec. 1, 2018	Lawrence

FEWEST BLOCKED SHOTS/CONF.

BS, Opponent	Date	Site
0, Many Times; Most Recent: vs. Oklahoma State	March 10, 2011	Lawrence

MOST PERSONAL FOULS

PF, Opponent	Date	Site
39 vs. Notre Dame	March 15, 1975	Tulsa

FEWEST PERSONAL FOULS

PF, Opponent	Date	Site
1 vs. Topeka YMCA	Feb. 10, 1899	Lawrence

FEWEST PERSONAL FOULS/CONF.

PF, Opponent	Date	Site
2 vs. Grinnell	Feb. 24, 1923	Lawrence
2 vs. Nebraska	Feb. 12, 1923	Lawrence



TWO TEAMS COMBINED [GAME]

MOST POINTS

245 vs. Kentucky	(KU 150, Kentucky 95)
at Lawrence, Dec. 9, 1989	

MOST POINTS/CONFERENCE

218 vs. Oklahoma	(Oklahoma 123, KU 95)
at Norman, Jan. 18, 1989	

MOST POINTS IN A HALF

141 (1st) vs. Kentucky	(KU 80, Kentucky 61)
at Lawrence, Dec. 9, 1989	

MOST FIELD GOALS

90 vs. Oklahoma	(KU 40, Oklahoma 50)
at Norman, Jan. 18, 1989	

MOST FIELD GOAL ATTEMPTS

182 vs. Oklahoma	(KU 94, Texas 88)
at Lawrence, Jan. 4, 2016	

HIGHEST FIELD GOAL PERCENTAGE

.618 (63-102)	vs. Southwest Missouri State
at Kansas City, Dec. 30, 1988	

MOST 3-POINT FIELD GOALS

31 vs. Texas Southern	(KU 19, Texas Southern 12)
at Lawrence, Nov. 21, 2017	
30 vs. Iowa State	(KU 13, Iowa State 17)
at Ames, Feb. 25, 2013	
28 vs. Arizona State	(KU 14, Arizona State 14)
at Lawrence, Dec. 10, 2017	
28 vs. Iowa State	(KU 18, Iowa State 18)
at Lawrence, Feb. 4, 2017	
27 vs. Oklahoma	(KU 11, Oklahoma 16)
at Lawrence, Jan. 4, 2016	
27 vs. Texas	(KU 15, Texas 12)
at Kansas City, March 16, 2008	
27 vs. Kentucky	(KU 10, Kentucky 17)
at Lawrence, Dec. 9, 1989	

MOST 3-POINT FIELD GOAL ATTEMPTS

68 vs. Texas Southern	(KU 36, Texas Southern 32)
at Lawrence, Nov. 21, 2017	
66 vs. Arizona State	(KU 38, Arizona State 28)
at Lawrence, Dec. 10, 2017	
66 vs. Iowa State	(KU 25, Iowa State 41)
at Ames, Feb. 25, 2013	
65 vs. Duke	(KU 36, Duke 29)
at Omaha, March 25, 2018	
63 vs. Iowa State	(KU 36, Iowa State 27)
at Lawrence, Jan. 9, 2018	

HIGHEST 3-POINT FIELD GOAL PERCENTAGE

.625 (15-24)	vs. Louisville
at Louisville, Jan. 16, 1993	

MOST FREE THROWS

69 vs. Oklahoma	(KU 36, Oklahoma 33)
at Kansas City, Dec. 30, 1953	

MOST FREE THROW ATTEMPTS

103 vs. Oklahoma	(KU 53, Oklahoma 50)
at Kansas City, Dec. 30, 1953	
103 vs. Missouri	(KU 51, Missouri 52)
at Lawrence, Jan. 9, 1954	

HIGHEST FREE THROW PERCENTAGE

.900 (27-30)	vs. Michigan State
at Indianapolis, March 27, 2009	

MOST REBOUNDS

115 vs. Oklahoma	(KU 60, Oklahoma 55)
at Lawrence, Jan. 4, 2016	

MOST ASSISTS

54 vs. Kentucky	(KU 36, Kentucky 18)
at Lawrence, Dec. 9, 1989	

MOST STEALS

32 vs. UCLA	(KU 17, UCLA 15)
at San Jose, March 24, 2007	
32 vs. Pittsburg State	(KU 20, Pittsburg State 12)
at Lawrence, Dec. 18, 1995	

MOST TURNOVERS

38	vs. West Virginia (KU 16, WVU 22)
at Lawrence, March 3, 2015	

MOST BLOCKED SHOTS

24	vs. Texas (KU 10, UT 14)
at Lawrence, Feb. 28, 2015	

MOST PERSONAL FOULS

70	vs. Oklahoma (KU 32, Oklahoma 38)
at Kansas City, Dec. 30, 1953	

MOST DISQUALIFICATIONS

6	Two Times
---	-----------

TWO CONSECUTIVE GAMES MOST POINTS

248	vs. Kentucky (150) and Pepperdine (98)
Dec. 9-16, 1989	

MOST POINTS/CONFERENCE

218	vs. Texas Tech (108) and Texas (110)
Feb. 9-11, 2002	
218	vs. Oklahoma State (104) and Colorado (114)
Feb. 12-15, 1997	

2020-21 KANSAS BASKETBALL

100-POINT GAMES

Score	Opponent (Date)	Score	Opponent (Date)	Score	Opponent (Date)
150-95	Kentucky (12-9-89)	108-62	UMKC (12-12-92)	102-74	Baylor (1-2-16)
140-72	Oral Roberts (1-14-93)	108-71	Marquette (12-1-90)	102-54	Chaminade (11-23-05)
134-73	Niagara (1-9-97)	107-78	UL-Monroe (11-9-07)	102-50	UNC Asheville (1-2-03)
132-65	Elizabeth City State (1-18-90)	107-67	Niagara (3-16-07)	102-73	Colorado (3-8-02)
127-82	Iowa State (1-7-89)	107-78	USC (12-12-98)	102-66	Iowa State (2-18-02)
123-72	Chaminade (11-23-15)	107-49	Brown (1-2-97)	102-72	Texas (1-10-98)
122-58	Md.-Baltimore Co. (11-23-91)	107-71	SMU (12-2-77)	102-50	Emporia State (12-4-97)
121-65	Central Missouri State (11-28-77)	106-73	S.C. State (12-15-01)	102-89	Missouri (1-9-95)
118-75	Iowa State (3-9-90)	106-73	East Tenn. St. (1-3-95)	102-73	Tenn.-Chattanooga (3-17-94)
115-45	Brown (1-3-89)	106-62	Colorado (2-26-94)	102-47	Rollins (12-30-80)
114-71	Texas Southern (11-21-17)	106-71	Murray State (12-5-77)	102-51	New Mexico State (12-7-65)
114-74	Colorado (2-15-97)	105-62	UMKC (12-6-16)	101-65	Hofstra (11-13-09)
113-75	Longwood (11-12-10)	105-79	Austin Peay (3-17-16)	101-61	Boise State (11-20-00)
113-61	Emporia State (12-14-02)	105-66	UNC Greensboro (11-22-02)	101-71	San Diego (12-9-95)
112-57	Monmouth (11-15-19)	105-73	Missouri (1-28-02)	101-60	Furman (12-20-93)
112-75	Tennessee Tech (11-27-09)	105-97	Arizona (12-1-01)	101-69	Texas-S.A. (12-22-90)
112-61	Pacific Lutheran (12-7-88)	105-62	Pittsburg State (11-28-01)	101-79	W. Carolina (12-4-85)
112-76	Missouri (3-9-74)	105-59	Pennsylvania (1-4-00)	101-64	Texas Southern (11-11-84)
111-70	Xavier (11-26-99)	105-73	UNC Asheville (12-15-96)	101-77	Oklahoma City (1-16-72)
111-62	Colorado (1-7-98)	105-94	N.C. State (1-5-91)	100-62	UC Davis (3-17-17)
111-58	Hawai'i-Loa (12-28-90)	104-74	Oklahoma (2-19-18)	100-54	Towson (11-11-11)
111-85	Colorado (2-25-89)	104-86	Oregon (3-24-02)	100-79	N.M. State (12-3-08)
110-103 (ot)	Texas (2-11-02)	104-72	Oklahoma State (2-12-97)	100-90	Baylor (2-9-08)
110-52	Prairie View A&M (3-13-98)	104-75	DePaul (12-19-91)	100-74	UAB (3-26-04)
110-72	Rider (12-12-87)	104-47	Montana State (11-27-76)	100-46	UMKC (1-4-03)
110-73	Nebraska (2-26-66)	104-81	W. Kentucky (12-20-69)	100-73	Colorado (2-2-02)
109-64	Omaha (12-18-17)	104-46	Nebraska (2-8-58)	100-70	Texas A&M (1-20-01)
109-106 (3ot)	Oklahoma (1-4-16)	103-86	Missouri (2-7-11)	100-46	Cornell (1-2-96)
109-72	Nothern Colorado (11-13-15)	103-68	Kansas State (2-27-02)	100-66	Howard (3-20-92)
109-51	Texas Tech (3-3-08)	103-68	Middle Tennessee St. (12-13-97)	100-73	Miami, Fla. (1-10-90)
109-76	Southern Mississippi (12-27-91)	103-48	Pittsburg State (12-18-95)	100-67	Iona (12-29-88)
109-87	Oklahoma (2-23-91)	103-56	Rollins (1-30-93)	100-80	Loyola-Chicago (12-3-88)
109-83	UAB (11-15-89)	103-54	Wichita State (1-6-93)	100-64	Colorado (2-5-86)
109-59	No. Arizona (12-12-88)	103-78	Nebraska (1-25-92)	100-66	Missouri (2-11-86)
109-72	Wis.-Oshkosh (1-5-80)	103-51	Rider (12-15-90)	100-82	Iowa State (1-18-78)
108-96 (ot)	at Iowa State (2-25-13)	103-71	Colorado (2-21-90)	100-87	Nebraska (2-17-70)
108-76	Arizona State (3-22-03)	103-83	Texas-Pan American (12-29-89)	100-52	Xavier (12-3-66)
108-81	Texas Tech (2-9-02)	103-48	Tennessee-Martin (12-4-89)	100-72	Rice (12-18-54)
108-77	North Dakota (12-22-01)	103-71	Murray State (12-1-73)		
108-73	East Tenn. St. (1-4-96)	102-59	Oakland (11-24-17)		



2020-21 KANSAS BASKETBALL TEAM RECORDS



2019-20 JAYHAWKS

TEAM - SINGLE SEASON

MOST VICTORIES

Wins, (W-L)	Season
37, (37-3)	2007-08
35, (35-3)	2010-11
35, (35-4)	1997-98
35, (35-4)	1985-86
34, (34-2)	1996-97
33, (33-5)	2015-16
33, (33-3)	2009-10
33, (33-5)	2006-07
33, (33-4)	2001-02
32, (32-7)	2011-12
31, (31-8)	2017-18
31, (31-5)	2016-17
30, (30-5)	2002-03
30, (30-8)	1989-90

MOST VICTORIES/CONFERENCE

Wins, (W-L)	Season
17, (17-1)	2019-20
16, (16-2)	2016-17
16, (16-2)	2011-12
16, (16-0)	2001-02
16, (16-2)	1925-26
16, (16-0)	1922-23

FEWEST VICTORIES

Wins, (W-L)	Season
3, (3-4)	1899-1900

FEWEST VICTORIES/CONFERENCE

Wins, (W-L)	Season
2, (2-8)	1928-29
3, (3-11)	1961-62

MOST LOSSES

Losses, (W-L)	Season
18, (8-18)	1972-73
18, (7-18)	1961-62

MOST LOSSES/CONFERENCE

Losses, (W-L)	Season
11, (3-11)	1961-62
11, (5-11)	1915-16

FEWEST LOSSES

Losses, (W-L)	Season
1, (16-1)	1933-34
1, (17-1)	1924-25
1, (17-1)	1922-23
1, (16-1)	1914-15
1, (17-1)	1913-14
1, (18-1)	1909-10
2, (34-2)	1996-97

FEWEST LOSSES/CONFERENCE

Losses, (W-L)	Season
0, (16-0)	2001-02
0, (14-0)	1970-71
0, (10-0)	1945-46
0, (10-0)	1942-43
0, (10-0)	1935-36
0, (16-0)	1922-23
0, (6-0)	1907-08

MOST GAMES PLAYED

GP, (W-L)	Season
40, (37-3)	2007-08
39, (31-8)	2017-18
39, (32-7)	2011-12
39, (35-4)	1997-98
39, (35-4)	1985-86

MOST GAMES PLAYED/CONF. SEASON

18, 10 times	1921, 1926, 1928, 2012, 2013, 2014, 2015, 2016, 2017, 2018
--------------	--

FEWEST GAMES PLAYED

GP, (W-L)	Season
7, (3-4)	1899-1900

FEWEST GAMES PLAYED/CONFERENCE

GP, (W-L)	Season
6, (6-0)	1907-08

HIGHEST AVG. SCORING MARGIN

MAR	Season
+19.8	1989-90
+19.0	2007-08
+18.8	1996-97

HIGHEST AVG. HOME ATTENDANCE

AVG	Season
16,445	2011-12
16,437	2013-14
16,436	2015-16
16,433	2009-10
16,409	2007-08
16,395	2016-17
16,383	2014-15
16,350	2008-09
16,345	2017-18
16,300	Six Times

LONGEST WINNING STREAK

Games	Season
22	1996-97
21	1970-71
21	1935-36
20	2007-08

LONGEST WINNING STREAK (includes multiple seasons)

Games	Seasons
23	1934-35 to 1935-36
22	1996-97
22	1907-08 to 1908-09

MOST POINTS SCORED

PTS	Season
3,365 (90.9 ppg)	2001-02
3,300 (84.6 ppg)	1997-98
3,223 (92.1 ppg)	1989-90
3,221 (80.5 ppg)	2007-08

MOST POINTS ALLOWED

PTS	Season
2,803 (71.9 ppg)	2017-18
2,765 (74.7 ppg)	2001-02
2,634 (67.5 ppg)	1985-86
2,628 (67.4 ppg)	1997-98

HIGHEST SCORING AVERAGE

PPG	Season
92.1	1989-90
90.9	2001-02

MOST REBOUNDS

REB	Season
1,682 (43.1 rpg)	1997-98
1,638 (44.3 rpg)	2001-02
1,589 (41.8 rpg)	2002-03

HIGHEST REBOUND AVERAGE

RPG	Season
51.1	1960-61
50.3	1961-62

HIGHEST AVG. REBOUND MARGIN

MAR	Season
+13.0	1956-57
+11.5	1957-58

MOST FIELD GOALS

FG	Season
1,260	1985-86
1,259	2001-02
1,249	1997-98

HIGHEST FIELD GOAL PCT.

PCT (FG-A)	Season
556 (1,260-2,266)	1985-86
537 (1,019-1,898)	1984-85

LOWEST FIELD GOAL PCT.

PCT (FG-A)	Season
.349 (581-1,663)	1958-59
.351 (552-1,574)	1955-56

BEST FG PERCENTAGE DEFENSE

PCT	Season
.345	1957-58
.351	1956-57

MOST FREE THROWS

FT	Season
698	1996-97
665	2013-14
623	2001-02
618	1985-86

2020-21 KANSAS BASKETBALL TEAM RECORDS



MOST FREE THROWS/CONFERENCE

FT	Season
338	1996-97
337	2013-14
295	2014-15
289	2016-17
274	2009-10
272	2007-08

MOST FREE THROW ATTEMPTS

FTA	Season
1,007	1996-97
935	2013-14
924	1990-91
916	1995-96

MOST FREE THROW ATTEMPTS/CONF.

FTA	Season
504	1996-97
463	2013-14
409	1990-91
408	2016-17

HIGHEST FREE THROW PERCENTAGE

PCT (FT-A)	Season
.737 (596-809)	2012-13
.733 (225-307)	1948-49
.731 (442-605)	1979-80
.729 (424-582)	1982-83

HIGHEST FREE THROW PERCENTAGE/CONFERENCE

PCT (FT-A)	Season
.764 (201-263)	1983-84
.758 (232-306)	1984-85
.756 (272-360)	2007-08

MOST 3-POINT FIELD GOALS

FG	Season
391	2017-18
318	2016-17
304	2015-16
271	2010-11
271	2007-08
262	2009-10

MOST 3-POINT FG ATTEMPTS

FGA	Season
974	2017-18
787	2016-17
743	2018-19
728	2015-16
710	2010-11
683	2007-08
674	1995-96

HIGHEST 3-POINT FIELD GOAL PERCENTAGE

PCT (FG-A)	Season
.433 (230-531)	1989-90
.418 (224-536)	2001-02
.418 (304-728)	2015-16

TEAM - SINGLE SEASON

LOWEST 3-POINT FIELD GOAL PERCENTAGE

PCT (FG-A)	Season
.326 (220-674)	1995-96
.335 (188-562)	2003-04
.335 (183-546)	2002-03
.335 (78-233)	1987-88
.340 (189-556)	2013-14

MOST ASSISTS

AST	Season
814	1985-86
767	2001-02
763	1989-90
746	1997-98
721	2007-08

MOST ASSISTS/CONFERENCE

AST	Season
353	2001-02
307	1997-98
300	2000-01
288	1989-90

MOST ASSISTS PER GAME

AVG	Season
21.80 (763)	1989-90
20.87 (814)	1985-86
20.73 (767)	2001-02

MOST ASSISTS PER GAME/CONFERENCE

AVG	Season
22.06 (353)	2001-02
20.57 (288)	1989-90
19.19 (307)	1997-98

MOST STEALS

ST	Season
373	2002-03
357	2001-02
356	2007-08
351	1996-97

MOST STEALS/CONFERENCE

ST	Season
167	2005-06
157	2002-03
154	1996-97
144	2006-07
142	1999-2000

MOST STEALS PER GAME

AVG (Steals)	Season
9.82 (373)	2002-03
9.79 (323)	2005-06
9.75 (351)	1996-97
9.65 (357)	2001-02

MOST STEALS PER GAME/CONFERENCE

AVG (Steals)	Season
10.44 (167)	2005-06
9.81 (157)	2002-03
9.63 (154)	1996-97

MOST TURNOVERS

TO	Season
643	1987-88
623	1997-98
606	1990-91

MOST BLOCKED SHOTS

Blocks	Season
247	2012-13
246	2006-07
235	2007-08
232	2009-10
222	2011-12
222	1996-97

MOST BLOCKED SHOTS/CONFERENCE

Blocks	Season
105	2011-12
102	1996-97
101	1999-2000
100	2001-02
97	2013-14
97	2006-07

MOST BLOCKED SHOTS PER GAME

AVG (Blocks)	Season
6.68 (247)	2012-13
6.47 (246)	2006-07
6.41 (232)	2009-10
6.17 (222)	1996-97
6.00 (204)	1995-96
6.00 (162)	1974-75
5.93 (172)	1977-78

MOST BLOCKED SHOTS PER GAME/CONFERENCE

AVG (Blocks)	Season
6.38 (102)	1996-97
6.31 (101)	1999-2000
6.21 (87)	1995-96
6.06 (97)	2006-07

MOST PERSONAL FOULS

PF	Season
802	1996-97
797	1985-86

MOST DISQUALIFICATIONS

DQ	Season
34	1970-71
32	1985-86

TEAM RECORDS

Largest Margin of Victory

70 (115-45) vs. Brown, at Lawrence, Jan. 3, 1989

Largest Margin of Victory in Allen Fieldhouse

70 (115-45) vs. Brown, Jan. 3, 1989

Largest Margin of Victory on a Neutral Court

58 (110-52) vs. Prairie View A&M, at Oklahoma City, Okla., March 13, 1998 (NCAA Tournament)

Largest Margin of Victory at Opponent

53 (111-58) vs. Hawai'i Loa, at Honolulu, Dec. 28, 1990

Largest Overall Deficit Overcome To Win

22 (10-32) vs. Texas, March 11, 2007, at Oklahoma City, Okla., (Big 12 Championship game)

Largest Overall Deficit Overcome To Win at Home

19 (36-55) vs. Missouri, at Lawrence, Feb. 25, 2012; 19 (22-41) vs. UCLA, at Lawrence, Dec. 2, 1995

Largest Overall Deficit Overcome To Win on the Road

16 (25-41) vs. West Virginia, at Morgantown, Jan. 15, 2018

Largest Halftime Deficit Overcome To Win

15 (24-39) vs. Florida, at Lawrence, Dec. 5, 2014
15 (26-41) vs. UCLA, at Lawrence, Dec. 2, 1995

Largest Lead Blown In A Loss

20 (44-24) vs. Arizona, at Lawrence, Jan. 25, 2003

Largest Lead Before Opponent Scores

31 (31-0) vs. Ottawa, at Lawrence, Dec. 13, 1907
22 (22-0) vs. East Tennessee State, at Lawrence, Dec. 19, 1992

Most Players To Record A Double-Double In One Game

3, Multiple Times; Most Recent: vs. California, at Oakland, Dec. 28, 2002

Most Players To Score In Double-Digits (Game)

9 vs. Iowa State, at Lawrence, Jan. 7, 1989


Most Players with Double-Digit Rebounds (Game)

4, Many Times; Most Recent: vs. Florida, at New York, Nov. 29, 2002



SCORING

1985-88	2,951	DANNY MANNING
POINTS		
2000-03	2,097	NICK COLLISON
POINTS		
1995-98	2,066	RAEF LAFRENTZ
POINTS		
1950-52	1,979	CLYDE LOVELLETTE
POINTS		



DANNY MANNING

CAREER SCORING RECORDS

MOST POINTS SCORED

Rk.	Player, Seasons	G	FG	3PT	FT	Avg.	Pts.
1.	Danny Manning, 1985-86-87-88	147	.126	.10	.509	20.1	2,951
2.	Nick Collison, 2000-01-02-03	142	.858	.23	.358	14.8	2,097
3.	Raef LaFrentz, 1995-96-97-98	131	.825	.13	.403	15.8	2,066
4.	Clyde Lovellette, 1950-51-52	80	.811	---	.357	24.7	1,979
5.	Sherron Collins, 2007-08-09-10	143	.656	.232	.344	13.2	1,888
6.	Frank Mason III, 2014-15-16-17	145	.609	.185	.482	13.0	1,885
7.	Darnell Valentine, 1978-79-80-81	118	.640	---	.541	15.4	1,821
8.	Keith Langford, 2002-03-04-05	136	.671	.102	.368	13.3	1,812
9.	Perry Ellis, 2013-14-15-16	144	.653	.56	.436	12.5	1,798
10.	Paul Pierce, 1996-97-98	108	.645	.108	.370	16.4	1,768
11.	Dave Robisch, 1969-70-71	83	.646	---	.462	21.1	1,754
12.	Kirk Hinrich, 2000-01-02-03	141	.615	.235	.288	12.4	1,753
13.	Devonte' Graham, 2015-16-17-18	142	.546	.296	.362	12.3	1,750
14.	Kevin Pritchard, 1987-88-89-90	139	.610	.154	.318	12.2	1,692
15.	Mark Randall, 1987-89-90-91	132	.643	.1	.340	12.3	1,627
16.	Wayne Simien, 2002-03-04-05	106	.585	.6	.417	15.0	1,593
17.	Tyshawn Taylor, 2009-10-11-12	146	.551	.120	.358	10.8	1,580
18.	Jeff Boschee, 1999-2000-01-02	137	.527	.338	.168	11.4	1,560
19.	Kenny Gregory, 1998-99-2000-01	156	.674	.55	.152	11.4	1,555
20.	Calvin Thompson, 1983-84-85-86	131	.630	---	.288	11.8	1,548
21.	Drew Gooden, 2000-01-02	98	.594	.19	.319	15.6	1,526
22.	Ron Kellogg, 1983-84-85-86	130	.607	---	.294	11.6	1,508
23.	Bud Stallworth, 1970-71-72	82	.631	---	.233	18.2	1,495
24.	Tony Guy, 1979-80-81-82	117	.562	---	.364	12.7	1,488
25.	Brandon Rush, 2006-07-08	109	.536	.205	.200	13.6	1,477
26.	Wilt Chamberlain, 1957-58	48	.503	---	.427	29.9	1,433
27.	Richard Scott, 1991-92-93-94	137	.566	---	.243	10.0	1,375
28.	Adonis Jordan, 1990-91-92-93	137	.455	.179	.284	10.0	1,373
29.	Marcus Morris, 2009-10-11	109	.508	.44	.311	12.6	1,371
30.	Mario Chalmers, 2006-07-08	110	.444	.180	.273	12.3	1,341
31.	Walter Wesley, 1964-65-66	68	.496	---	.323	19.3	1,315
32.	Jo Jo White, 1966-67-68-69	84	.536	---	.214	15.3	1,286
33.	Eric Chenoweth, 1998-99-2000-01	139	.478	.1	.324	9.2	1,281
34.	Jerod Haase, 1995-96-97	101	.392	.156	.324	12.5	1,264
35.	Steve Woodberry, 1991-92-93-94	138	.428	.126	.258	9.0	1,240
36.	Scot Pollard, 1994-95-96-97	128	.425	.1	.358	9.4	1,209
37.	Greg Dreiling, 1984-85-86	105	.474	---	.261	11.5	1,209
38.	Jacque Vaughn, 1994-95-96-97	126	.384	.105	.334	9.6	1,207
39.	Wayne Selden Jr., 2014-15-16	109	.422	.162	.196	13.8	1,202
40.	Aaron Miles, 2002-03-04-05	138	.396	.105	.286	8.6	1,183
41.	Sviatoslav Mykhailiuk, 2015-16-17-18	136	.422	.237	.100	8.7	1,181
42.	Milt Newton, 1985-87-88-89	128	.442	.100	.182	9.1	1,166
43.	Rick Stults, 1973-74-75	83	.487	---	.182	13.9	1,166
44.	Billy Thomas, 1995-96-97-98	137	.409	.269	.65	8.4	1,152
45.	Wayne Hightower, 1960-61	53	.401	---	.326	21.3	1,128
46.	Lagerald Vick, 2016-19	117	.416	.167	.101	9.4	1,100
47.	Charlie Black, 1942-43-46-47	87	.412	---	.258	12.4	1,082
48.	Udoka Azubuike, 2017-20	87	.469	---	.131	12.3	1,069
49.	Rex Walters, 1992-93	68	.344	.151	.225	15.6	1,064
50.	Otto Schnellreder, 1943-46-47-48	83	.395	---	.272	12.8	1,062
51.	Kelly Knight, 1980-82-83-84	101	.438	---	.181	10.5	1,057
52.	Ryan Robinson, 1996-97-98-99	142	.330	.144	.251	7.4	1,055
53.	Nolen Ellison, 1961-62-63	75	.387	---	.271	13.9	1,045
54.	Carl Henry, 1983-84	61	.405	---	.234	17.1	1,044
55.	Cole Aldrich, 2008-09-10	111	.391	---	.256	9.4	1,038
56.	Jerry Gardner, 1960-61-62	78	.405	---	.220	13.2	1,030
57.	Bill Bridges, 1959-60-61	78	.375	---	.278	13.2	1,028
58.	Thomas Robinson, 2010-11-12	105	.395	.7	.229	9.8	1,026
59.	Cedric Hunter, 1984-85-86-87	118	.416	---	.189	8.5	1,022
60.	David Magley, 1979-80-81-82	113	.418	---	.185	9.0	1,022
61.	Rodger Bohnenstehl, 1966-68	82	.397	---	.212	12.3	1,006
62.	Norm Cook, 1974-75-76	83	.414	---	.176	12.1	1,004

In A One-Year Career

Andrew Wiggins, 2014	35	.189	.43	.176	.171	597
----------------------	----	------	-----	------	------	-----

In A Two-Year Career

Wilt Chamberlain, 1957-58	48	.503	---	.427	29.9	1,433
---------------------------	----	------	-----	------	------	-------

In A Three-Year Career

Clyde Lovellette, 1950-51-52	80	.811	---	.357	24.7	1,979
------------------------------	----	------	-----	------	------	-------

MOST POINTS SCORED/CONFERENCE CAREER

Player, Seasons	G	Points	Average
Danny Manning, 1985-86-87-88	56	1,230	21.9

HIGHEST CAREER SCORING AVERAGE

Rk.	Player, Seasons	G	Points	Average
1.	Wilt Chamberlain, 1957-58	48	1,433	29.9
2.	Clyde Lovellette, 1950-51-52	80	1,979	24.7
3.	Wayne Hightower, 1960-61	53	1,128	21.3
4.	Dave Robisch, 1969-70-71	83	1,754	21.1
5.	Danny Manning, 1985-86-87-88	147	2,951	20.1

HIGHEST SCORING AVERAGE/CONFERENCE CAREER

Player, Seasons	G	Points	Average
Wilt Chamberlain, 1957-58	23	627	27.3

SINGLE-SEASON SCORING RECORDS

MOST POINTS SCORED

Rk.	Player, Seasons	G	FG	3PT	FT	Avg.	Pts.
1.	Danny Manning, 1988	38	.381	.9	.171	24.8	942
2.	Clyde Lovellette, 1952	31	.352	---	.182	28.6	886
3.	Danny Manning, 1987	36	.347	.1	.165	23.9	860
4.	Wilt Chamberlain, 1957	27	.275	---	.250	29.6	800
5.	Paul Pierce, 1998	38	.287	.40	.163	20.4	777
6.	Frank Mason III, 2017	36	.241	.82	.189	20.9	753
7.	Drew Gooden, 2002	37	.285	.10	.154	19.8	734
8.	Nick Collison, 2003	38	.281	.13	.127	18.5	702
9.	Dedric Lawson, 2019	36	.249	.35	.167	19.4	700
10.	Thomas Robinson, 2012	39	.261	.7	.163	17.7	692
11.	Dave Robisch, 1970	26	.250	---	.189	26.5	689
12.	Devonte' Graham, 2018	39	.199	.110	.167	17.3	675
13.	Raef LaFrentz, 1997	36	.261	.1	.143	18.5	666
14.	Sherron Collins, 2009	35	.226	.77	.132	18.9	661
15.	Bud Stallworth, 1972	26	.277	---	.105	25.3	659
16.	Marcus Morris, 2011	38	.240	.26	.148	17.2	654
17.	Danny Manning, 1986	39	.279	---	.95	16.7	653
18.	Tyshawn Taylor, 2012	39	.226	.58	.137	16.6	647
19.	Perry Ellis, 2016	38	.257	.28	.139	16.6	641
20.	Kirk Hinrich, 2003	37	.232	.89	.88	17.3	641
21.	Wilt Chamberlain, 1958	21	.228	---	.177	30.1	633
22.	Ron Kellogg, 1986	39	.244	---	.134	15.9	622
23.	Wayne Hightower, 1960	28	.209	---	.193	21.8	611
24.	Keith Langford, 2003	38	.240	.22	.101	15.9	603
25.	Andrew Wiggins, 2014	35	.189	.43	.176	17.1	597
26.	Ron Kellogg, 1985	34	.250	---	.97	20.3	597
27.	Raef LaFrentz, 1998	30	.232	.8	.121	19.8	593
28.	Ben McLemore, 2012	37	.198	.73	.120	15.9	589
29.	Paul Pierce, 1997	36	.215	.33	.124	16.3	587
30.	Walter Wesley, 1965	25	.233	---	.121	23.5	587
31.	Wayne Simien, 2005	26	.191	.4	.142	20.3	582
32.	Nick Collison, 2002	37	.245	.3	.84	15.6	577
33.	Dave Robisch, 1971	30	.215	---	.146	19.2	576
34.	Josh Jackson, 2017	35	.220	.34	.98	16.3	572
35.	Sviatoslav Mykhailiuk, 2018	39	.205	.115	.45	14.6	570
36.	Wayne Simien, 2004	32	.200	.2	.167	17.8	569
37.	Terry Brown, 1991	35	.191	.111	.68	16.0	561
38.	Walter Wesley, 1966	27	.200	---	.159	20.7	559

38.	Sherron Collins, 2010	36	.185	.70	.118	15.5	558
39.	Malik Newman, 2018	39	.186	.85	.96	14.2	553
40.	Rex Walters, 1993	36	.179	.83	.110	15.3	551
41.	Milt Newton, 1989	31	.199	.65	.87	17.7	550
42.	Clyde Lovellette, 1951	24	.245	---	.58	22.8	548
43.	Kirk Hinrich, 2002	37	.198	.66	.84	14.8	546

By A Senior

Danny Manning, 1988	38	.381	.9	.171	24.8	942
---------------------	----	------	----	------	------	-----

By A Junior

Danny Manning, 1987	36	.347	.1	.165	23.9	860
---------------------	----	------	----	------	------	-----

By A Sophomore

Wilt Chamberlain, 1957	27	.275	---	.250	29.6	800
------------------------	----	------	-----	------	------	-----

By A Freshman

Andrew Wiggins, 2014	35	.189	.43	.176	17.1	597
----------------------	----	------	-----	------	------	-----

Since 1988-89

Paul Pierce, 1998	38	.287	.40	.163	20.4	777
-------------------	----	------	-----	------	------	-----

MOST POINTS SCORED/CONFERENCE

Player, Season	G	FG	3PT	FT	Avg.	Pts.
Bud Stallworth, 1972	14	n/a	---	n/a	27.8	389

HIGHEST SCORING AVERAGE

Rk.	Player	Season	G	Points	Avg.
1.	Wilt Chamberlain	1958	21	633	30.1
2.	Wilt Chamberlain	1957	27	800	29.6
3.	Clyde Lovellette	1952	31	886	28.6
4.	Dave Robisch	1970	26	689	26.5
5.	Bud Stallworth	1972	26	659	25.3

HIGHEST SCORING AVERAGE/CONFERENCE

Player	Season	G	Points	Avg.
Wilt Chamberlain	1958	11	311	28.3

SINGLE-GAME SCORING RECORDS


SCORING

YEAR-BY-YEAR SCORING LEADERS

Year	Player	G	FG	3PT	FT	PTS	AVG
1922	George Rody	.17	.67	--	116	250	14.7
1923	Tus Ackerman	.18	.46	--	70	162	9.0
1924	Tus Ackerman	.18	.61	--	30	152	8.4
1925	Tus Ackerman	.18	.66	--	52	184	10.2
1926	Al Peterson	.18	.75	--	13	163	9.1
1927	Al Peterson	.17	.75	--	25	175	10.3
1928	Russell Thomson	.18	.88	--	29	205	11.3
1929	Russell Thomson	.17	.53	--	39	145	8.5
1930	Tom Bishop	.18	.67	--	42	176	9.7
1931	Tom Bishop	.18	.65	--	35	165	9.1
1932	Ted O'Leary	.18	.80	--	39	199	11.0
1933	Bill Johnson	.17	.72	--	39	183	10.7
1934	Ray Ebling	.17	.67	--	49	183	10.7
1935	Ray Ebling	.20	.78	--	62	218	10.9
1936	Ray Ebling	.18	.84	--	52	220	12.2
1937	Fred Pralle	.18	.57	--	46	160	8.8
1938	Fred Pralle	.20	.82	--	50	214	10.7
1939	Howard Engleman (So.)	.19	.48	--	26	122	6.4
1940	Ralph Miller (So.)	.25	.85	--	58	228	9.1
1941	Howard Engleman (Sr.)	.18	.114	--	62	290	16.1
1942	Ralph Miller (Sr.)	.22	.116	--	62	294	13.4
1943	Otto Schnellbacher	.26	.185	--	53	423	16.3
1944	Don Barrington	.25	.93	--	58	244	9.7
1945	Charlie Moffett	.16	.62	--	32	156	9.7
1946	Charlie Black (Sr.)	.20	.122	--	82	326	16.3
1947	Charlie Black (Jr.)	.27	.107	--	91	305	11.3
1948	Otto Schnellbacher (Sr.)	.15	.59	--	85	203	13.5
1949	Gene Peterson (Sr.)	.24	.106	--	67	279	11.6
1950	Clyde Lovellette (So.)	.25	.214	--	117	545	21.8
1951	Clyde Lovellette (Jr.)	.24	.245	--	58	548	22.8
1952	Clyde Lovellette (Sr.)	.31	.352	--	182	886	28.6
1953	B. H. Born (Jr.)	.25	.163	--	148	474	18.9
1954	B. H. Born (Sr.)	.21	.131	--	136	398	19.0
1955	Dallas Dobbs (Jr.)	.20	.125	--	67	317	15.9
1956	Maurice King (Jr.)	.23	.119	--	91	329	14.0
1957	Wilt Chamberlain (So.)	.27	.275	--	250	800	29.6
1958	Wilt Chamberlain (Jr.)	.21	.228	--	177	633	30.1
1959	Ron Loneski (Sr.)	.23	.160	--	116	436	19.0
1960	Wayne Hightower (So.)	.28	.209	--	193	611	21.8
1961	Wayne Hightower (Jr.)	.25	.192	--	133	517	20.7
1962	Jerry Gardner (Sr.)	.25	.203	--	111	517	20.7
1963	George Unsel (Jr.)	.25	.166	--	100	432	17.2
1964	George Unsel (Sr.)	.25	.186	--	88	460	18.4
1965	Walter Wesley (Jr.)	.25	.233	--	121	587	23.5
1966	Walter Wesley (Sr.)	.27	.200	--	159	559	20.7
1967	Rodger Bohnenstiehl (Jr.)	.26	.167	--	92	426	16.4
1968	Jo Jo White (Jr.)	.30	.188	--	83	459	15.3
1969	Dave Robisch (So.)	.27	.181	--	127	489	18.1
1970	Dave Robisch (Jr.)	.26	.250	--	189	689	26.5
1971	Dave Robisch (Sr.)	.30	.215	--	146	576	19.2
1972	Bud Stallworth (Sr.)	.26	.277	--	105	659	25.3
1973	Rick Suttle (So.)	.26	.185	--	53	423	16.3
1974	Danny Knight (Jr.)	.30	.157	--	58	372	12.4
1975	Rick Suttle (Sr.)	.27	.160	--	73	393	14.6
1976	Norman Cook (Sr.)	.26	.156	--	74	386	14.8
1977	John Douglas (Jr.)	.28	.223	--	91	537	19.2
1978	Darnell Valentine (Fr.)	.29	.143	--	106	392	13.5
1979	Darnell Valentine (So.)	.29	.166	--	136	468	16.1
1980	Darnell Valentine (Jr.)	.28	.155	--	153	463	16.5
1981	Tony Guy (Jr.)	.32	.188	--	128	504	15.8
1982	David Magley (Sr.)	.27	.183	--	101	468	17.3
1983	Carl Henry (Jr.)	.29	.196	--	114	506	17.4
1984	Carl Henry (Sr.)	.32	.209	--	120	538	16.8
1985	Ron Kellogg (Jr.)	.34	.250	--	97	597	17.6
1986	Danny Manning (So.)	.39	.279	--	95	653	16.7
1987	Danny Manning (Jr.)	.36	.347	.1	165	860	23.9
1988	Danny Manning (Sr.)	.38	.381	.9	171	942	24.8
1989	Milt Newton (Sr.)	.31	.199	.65	87	550	17.7
1990	Kevin Pritchard (Sr.)	.35	.177	.46	106	506	14.5
1991	Terry Brown (Sr.)	.35	.191	.111	68	561	16.0
1992	Rex Walters (Jr.)	.32	.165	.68	115	513	16.0
1993	Rex Walters (Sr.)	.36	.179	.83	110	551	15.3
1994	Steve Woodberry (Sr.)	.35	.188	.74	92	542	15.5
1995	Jerod Haase (So.)	.31	.146	.67	105	464	15.0
1996	Raef LaFrentz (So.)	.34	.189	.2	74	454	13.4
1997	Raef LaFrentz (Jr.)	.36	.261	.1	143	666	18.5
1998	Paul Pierce (Jr.)	.38	.287	.40	163	777	20.4
1999	Eric Chenoweth (So.)	.33	.165	.1	113	444	13.5
2000	Kenny Gregory (Jr.)	.34	.199	.2	36	436	12.8
2001	Kenny Gregory (Sr.)	.30	.204	.22	39	469	15.6
2002	Drew Gooden (Jr.)	.37	.285	.10	154	734	19.8
2003	Nick Collison (Sr.)	.38	.281	.13	127	702	18.5
2004	Wayne Simien (Jr.)	.32	.200	.2	167	569	17.8
2005	Wayne Simien (Sr.)	.26	.191	.4	142	582	20.3
2006	Brandon Rush (Fr.)	.33	.170	.50	54	444	13.5
2007	Brandon Rush (So.)	.38	.186	.75	79	526	13.8
2008	Brandon Rush (Jr.)	.38	.180	.80	67	507	13.3
2009	Sherron Collins (Jr.)	.35	.226	.77	132	661	18.9
2010	Sherron Collins (Sr.)	.36	.185	.70	118	558	15.5
2011	Marcus Morris (Jr.)	.38	.240	.26	148	654	17.2
2012	Thomas Robinson (Jr.)	.39	.261	.7	163	692	17.7
2013	Ben McLemore (Fr.)	.37	.198	.73	120	589	15.9
2014	Andrew Wiggins (Fr.)	.35	.189	.43	176	597	17.1
2015	Perry Ellis (Jr.)	.34	.166	.18	119	469	13.8
2016	Perry Ellis (Sr.)	.38	.237	.28	139	641	16.9
2017	Frank Mason III (Sr.)	.36	.241	.82	189	753	20.9
2018	Devonte' Graham (Sr.)	.39	.199	.110	167	675	17.3
2019	Dedric Lawson (Jr.)	.36	.249	.35	167	700	19.4
2020	Devon Dotson (So.)	.31	.182	.38	142	544	18.1



B.H. BORN
1953-54



DARNELL VALENTINE
1978-80

WAYNE SIMIEN
2004-05

FIELD GOALS

1985-88
1,216
FIELD GOALS
DANNY MANNING

2000-03
858
FIELD GOALS
NICK COLLISON

1995-98
825
FIELD GOALS
RAEF LAFRENTZ

1950-52
811
FIELD GOALS
CLYDE LOVELLETTE



NICK COLLISON

CAREER FIELD GOALS

Rk.	Player, Years	FGM
1.	Danny Manning, 1985-88	1,216
2.	Nick Collison, 2000-03	858
3.	Raef LaFrentz, 1995-98	825
4.	Clyde Lovellette, 1950-52	811
5.	Kenny Gregory, 1998-2001	674
6.	Keith Langford, 2002-05	671
7.	Sherron Collins, 2007-10	656
8.	Perry Ellis, 2013-16	653
9.	Dave Robisch, 1969-71	646
10.	Paul Pierce, 1996-98	645
11.	Mark Randall, 1987, 89-91	643
12.	Darnell Valentine, 1978-81	640
13.	Bud Stallworth, 1970-72	631
14.	Calvin Thompson, 1983-86	630
15.	Kirk Hinrich, 2000-03	615
16.	Kevin Pritchard, 1987-90	610
17.	Frank Mason III, 2014-17	609
18.	Ron Kellogg, 1983-86	607

FIELD GOALS MADE/CONFERENCE

Rk.	Player, Years	FGM
1.	Danny Manning, 1985-88	504

FIELD GOALS ATTEMPTED

Rk.	Player, Years	FGA
1.	Danny Manning, 1985-88	2,049
2.	Clyde Lovellette, 1950-52	1,795
3.	Nick Collison, 2000-03	1,526
4.	Raef LaFrentz, 1995-98	1,486
5.	Sherron Collins, 2007-10	1,476
6.	Bud Stallworth, 1970-72	1,413
7.	Dave Robisch, 1969-71	1,410
8.	Keith Langford, 2002-05	1,356
9.	Darnell Valentine, 1978-81	1,344
10.	Paul Pierce, 1996-98	1,341
11.	Frank Mason III, 2014-17	1,340
12.	Devonte' Graham, 2015-18	1,295
13.	Perry Ellis, 2013-16	1,286
14.	Jo Jo White, 1966-69	1,276
15.	Kenny Gregory, 1998-2001	1,264
16.	Kirk Hinrich, 2000-03	1,247
17.	Kevin Pritchard, 1987-90	1,233
18.	Drew Gooden, 2000-02	1,205
19.	Brandon Rush, 2006-08	1,195

FIELD GOAL PERCENTAGE (Minimum 500 attempts; *NCAA Record)

Rk.	Player, Years	FG	FGA	FG%
1.	Udoka Azubuike, 2017-20	469	629	74.6*
2.	Mark Randall, 1987, 89-91	643	1,037	62.0
3.	Richard Scott, 1991-94	566	950	59.6
4.	Danny Manning, 1985-88	1,216	2,049	59.3
5.	Darnell Jackson, 2005-08	311	586	58.0
6.	Alonzo Jamison, 1990-92	296	510	58.0
7.	Cole Aldrich, 2008-10	391	681	57.4
8.	Greg Dreiling, 1984-86	474	828	57.2
9.	Jeff Withey, 2010-15	327	576	56.8
10.	Sasha Kaun, 2005-08	331	583	56.8
11.	Nick Collison, 2000-03	858	1,526	56.2
12.	Malik Knight, 1980, 82-84	438	782	56.0
13.	Wayne Simien, 2002-05	585	1,048	55.8
14.	Marcus Morris, 2009-11	508	916	55.5
15.	Julian Wright, 2006-07	314	556	55.5
16.	Raef LaFrentz, 1995-98	825	1,486	55.5
17.	Mike Maddox, 1988-91	401	723	55.5
18.	Markieff Morris, 2009-11	341	617	55.3
19.	Greg Ostertag, 1992-95	388	705	55.0
20.	Carl Henry, 1983-84	405	736	55.0
21.	Scott Pollard, 1994-97	425	774	54.9

SINGLE-SEASON FIELD GOALS

Rk.	Player, Year	FGM
1.	Danny Manning, 1988	381
2.	Clyde Lovellette, 1952	352
3.	Danny Manning, 1987	347
4.	Paul Pierce, 1998	287
5.	Drew Gooden, 2002	285
6.	Nick Collison, 2003	281
7.	Danny Manning, 1986	279
8.	Bud Stallworth, 1972	277
9.	Wilt Chamberlain, 1957	275
10.	Thomas Robinson, 2012	261
	Raef LaFrentz, 1997	261

FIELD GOALS MADE/CONFERENCE

Rk.	Player, Year	FGM
1.	Bud Stallworth, 1972	162

FIELD GOAL ATTEMPTS

Rk.	Player, Year	FGA
1.	Clyde Lovellette, 1952	742
2.	Danny Manning, 1988	653
3.	Bud Stallworth, 1972	620
4.	Wilt Chamberlain, 1957	588
5.	Drew Gooden, 2002	566
6.	Danny Manning, 1987	562
7.	Paul Pierce, 1998	559
8.	Clyde Lovellette, 1951	554
9.	Dave Robisch, 1970	526
10.	Sherron Collins, 2009	521

FIELD GOAL PERCENTAGE (Minimum 200 attempts; *NCAA Record)

Rk.	Player, Year	FG	FGA	FG%
1.	Udoka Azubuike, 2018	211	274	77.0*
2.	Udoka Azubuike, 2020	181	242	74.8
3.	Mark Randall, 1989	201	311	64.6
4.	Mark Randall, 1991	205	319	64.3
5.	Richard Scott, 1992	138	216	63.9
6.	Darnell Jackson, 2008	171	273	62.6
7.	Danny Manning, 1987	347	562	61.7
8.	Ken Koenigs, 1978	123	204	60.3
9.	Mark Randall, 1990	183	305	60.0
	Greg Dreiling, 1986	180	300	60.0
	Danny Manning, 1986	279	465	60.0

SINGLE-GAME FIELD GOAL RECORDS

MOST FIELD GOALS MADE

FG, Player	Date	Opponent
20, Wilt Chamberlain	12-3-58	Northwestern
19, John Douglas	2-16-77	Iowa State
19, Bud Stallworth	2-26-72	Missouri
19, Walter Wesley	12-12-65	Loyola (Ill.)

Since 1988-89

14, Devonte' Graham	11-28-17	Toledo
14, Julian Wright	2-10-07	Missouri
14, Nick Collison	3-27-05	Duke
14, Paul Pierce	2-23-98	Oklahoma
14, Terry Brown	1-5-91	N.C. State

MOST FIELD GOALS MADE/CONFERENCE

FG, Player	Date	Opponent
19, John Douglas	2-16-77	Iowa State
19, Bud Stallworth	2-26-72	Missouri

Since 1988-89

14, Julian Wright	2-10-07	Missouri
14, Paul Pierce	2-23-98	Oklahoma

MOST FIELD GOAL ATTEMPTS

FG, Player	Date	Opponent
38, Bud Stallworth	2-26-72	Missouri

Since 1988-89

26, Sherron Collins	3-20-09	N.D. State
---------------------	---------	------------

MOST FIELD GOAL ATTEMPTS/CONFERENCE

FG, Player	Date	Opponent
38, Bud Stallworth	2-26-72	Missouri

Since 1988-89

23, Drew Gooden	2-11-02	Texas
-----------------	---------	-------

MOST FIELD GOAL ATTEMPTS WITHOUT A MISS, SINGLE GAME

FG, Player	Date	Opponent
10, Danny Manning	1-18-86	Oklahoma State
10, Norm Cook	12-1-73	Murray State
9, Lagerald Vick	11-29-16	Long Beach State
9, Tarik Black	3-5-14	Texas Tech
9, C.J. Giles	11-23-05	Chaminade
9, Mark Randall	12-15-90	Rider

MOST FIELD GOAL ATTEMPTS WITHOUT A MISS, MULTIPLE GAMES

FG, Player	Date	Opponents
16, Greg Dreiling	1-23-86 to 1-28-86	MU, Louisville, OU, ISU

YEAR-BY-YEAR LEADERS

FIELD GOAL LEADERS

Year	Player	FG
1975	Rick Suttle (Sr.)	160
1976	Norm Cook (Jr.)	156
1977	John Douglas (Jr.)	223
1978	John Douglas (Sr.)	158
1979	Darnell Valentine (So.)	166
1980	Darnell Valentine (Jr.)	155
1981	Tony Guy (Jr.)	188
1982	David Magley (Sr.)	183
1983	Carl Henry (Jr.)	196
1984	Carl Henry (Sr.)	209
1985	Ron Kellogg (Jr.)	250
1986	Danny Manning (So.)	279
1987	Danny Manning (Jr.)	347
1988	Danny Manning (Sr.)	381
1989	Mark Randall (So.)	201
1990	Mark Randall (Jr.)	183
1991	Mark Randall (Sr.)	205
1992	Rex Walters (Jr.)	165
1993	Rex Walters (Sr.)	179
1994	Richard Scott (Sr.)	188
	Steve Woodberry (Sr.)	188
1995	Jerod Haase (So.)	146
1996	Raef LaFrentz (So.)	189
1997	Raef LaFrentz (Jr.)	261
1998	Paul Pierce (Jr.)	287
1999	Eric Chenoweth (So.)	165
2000	Kenny Gregory (Jr.)	199
2001	Kenny Gregory (Sr.)	204
2002	Drew Gooden (Jr.)	285
2003	Nick Collison (Sr.)	281
2004	Wayne Simien (Jr.)	200
2005	Wayne Simien (Sr.)	191
2006	Brandon Rush (Fr.)	170
2007	Julian Wright (So.)	190
2008	Darrell Arthur (So.)	214
2009	Sherron Collins (Jr.)	226
2010	Sherron Collins (Sr.)	185
2011	Marcus Morris (Jr.)	240
2012	Thomas Robinson (Jr.)	261
2013	Ben McLemore (Fr.)	198
2014	Andrew Wiggins (Fr.)	189
2015	Perry Ellis (Jr.)	166
2016	Perry Ellis (Sr.)	237
2017	Frank Mason III (Sr.)	241
2018	Udoka Azubuike (So.)	211
2019	Dedric Lawson (Jr.)	249
2020	Devon Dotson (Sr.)	182

FIELD GOAL PERCENTAGE LEADERS (MIN 180 ATT)

Year	Player	FG	FGA	PCT
1975	Rick Suttle	160	310	51.6
1976	Ken Koenigs	105	212	49.5
1977	Ken Koenigs	116	227	51.1
1978	Ken Koenigs	123	204	60.3
1979	John Crawford	125	240	52.1
1980	John Crawford	98	189	51.9
1981	Victor Mitchell	104	182	57.1
1982	Kelly Knight	119	199	59.8
1983	Kelly Knight	146	265	55.1
1984	Carl Henry	209	374	55.8
1985	Greg Dreiling	173	300	57.7
1986	Danny Manning	279	465	60.0
	Greg Dreiling	180	300	60.0
1987	Danny Manning	347	562	61.7
1988	Danny Manning	381	653	58.3
1989	Mark Randall	201	311	64.6
1990	Mark Randall	183	305	60.0
1991	Mark Randall	205	319	64.3
1992	Richard Scott	138	216	63.9
1993	Richard Scott	155	255	60.8
1994	Richard Scott	188	328	57.3
1995	Greg Ostertag	121	203	59.6
1996	Scott Pollard	123	218	56.4
1997	Raef LaFrentz	261	447	58.4
1998	Raef LaFrentz	232	423	54.8
1999	Nick Bradford	119	232	51.3
2000	Kenny Gregory	199	345	57.7
2001	Nick Collison	187	313	59.7
2002	Nick Collison	245	414	59.2
2003	Nick Collison	281	507	55.4
2004	Wayne Simien	200	376	53.2
2005	Wayne Simien	191	346	55.2
2006	Julian Wright	124	220	56.4
2007	Julian Wright	190	346	54.9
2008	Darnell Jackson	171	273	62.6
2009	Cole Aldrich	199	333	59.8
2010	Marcus Morris	174	305	57.0
2011	Markieff Morris	195	331	58.9
2012	Jeff Withey	113	211	53.6
2013	Jeff Withey	185	318	58.2
2014	Perry Ellis	174	317	54.9
2015	Perry Ellis	166	363	45.7
2016	Perry Ellis	237	446	53.1
2017	Josh Jackson	220	429	51.3
2018	Udoka Azubuike	211	274	77.0
2019	Dedric Lawson	249	508	49.0
2020	Udoka Azubuike	181	242	74.8

2020-21 KANSAS BASKETBALL

3-POINT FIELD GOALS

1999-2002

338
THREES MADE

JEFF
BOSCHEE

2015-18

296
THREES MADE

DEVONTE'
GRAHAM

1995-98


269
THREES MADE

BILLY
THOMAS

2015-18

237
THREES MADE

SVIATOSLAV
MYKHAILIUK



JEFF BOSCHEE

CAREER 3-POINTERS

Rk.	Player, Years	3FGs
1.	Jeff Boschee, 1999-2002	338
2.	Devonte' Graham, 2015-18	296
3.	Billy Thomas, 1995-98	269
4.	Sviatoslav Mykhailiuk, 2015-18	237
5.	Kirk Hinrich, 2000-03	236
6.	Sherron Collins, 2007-10	232
7.	Brandon Rush, 2005-08	205
8.	Terry Brown, 1990-91	200
9.	Frank Mason III, 2014-17	185
10.	Mario Chalmers, 2005-08	180
11.	Adonis Jordan, 1990-93	179
12.	Tyrel Reed, 2008-11	176
13.	Lagerald Vick, 2016-19	167
14.	Wayne Selden Jr., 2014-16	162
15.	Jerod Haase, 1995-97	156
16.	Kevin Pritchard, 1987-90	154

3-POINT FIELD GOAL ATTEMPTS

Rk.	Player, Years	3FGAs
1.	Jeff Boschee, 1999-2002	843
2.	Devonte' Graham, 2015-18	723
3.	Billy Thomas, 1995-98	691
4.	Sherron Collins, 2007-10	615
5.	Sviatoslav Mykhailiuk, 2015-18	579
6.	Kirk Hinrich, 2000-03	546
7.	Terry Brown, 1990-91	485
8.	Brandon Rush, 2005-08	471
9.	Jerod Haase, 1995-97	461
10.	Wayne Selden Jr., 2014-16	445
11.	Frank Mason III, 2014-17	440
12.	Adonis Jordan, 1990-93	437
13.	Tyrel Reed, 2008-11	433
14.	Elijah Johnson, 2010-13	430
15.	Mario Chalmers, 2005-08	430

3-POINT FIELD GOAL PERCENTAGE

Rk.	Player, Years	3FGM	3FGA	3FG%
1.	Milt Newton, 1985, 87-89	100	224	44.6
2.	Jeff Guelddner, 1987-90	90	205	43.9
3.	Brandon Rush, 2005-08	205	471	43.5
4.	Kirk Hinrich, 2000-03	236	546	43.2
5.	Steve Woodberry, 1991-94	126	298	42.3
6.	Frank Mason III, 2014-17	185	440	42.0
7.	Mario Chalmers, 2005-08	180	430	41.9
8.	Rex Walters, 1992-93	151	361	41.8
9.	Malik Newman, 2018	85	205	41.5
10.	Brady Morningstar, 2007-11	116	281	41.3
11.	Terry Brown, 1990-91	200	485	41.2
12.	Adonis Jordan, 1990-93	179	437	41.0
13.	Devonte' Graham, 2015-18	296	723	40.9
14.	Sviatoslav Mykhailiuk, 2015-18	237	579	40.9
15.	Ryan Robertson, 1996-99	144	254	40.7

SINGLE-SEASON 3-POINTERS

Rk.	Player, Year	3FGs
1.	Sviatoslav Mykhailiuk, 2018	115
2.	Terry Brown, 1991	111
3.	Devonte' Graham, 2018	110
4.	Jeff Boschee, 2002	110
5.	Billy Thomas, 1998	105
6.	Devonte' Graham, 2017	94
7.	Kirk Hinrich, 2003	89
8.	Terry Brown, 1990	89
9.	Malik Newman, 2018	85
10.	Rex Walters, 1993	83

3-POINT FIELD GOAL ATTEMPTS

Rk.	Player, Year	3FGAs
1.	Terry Brown, 1991	277
2.	Devonte' Graham, 2018	272
3.	Billy Thomas, 1998	262
4.	Sviatoslav Mykhailiuk, 2018	259
5.	Devonte' Graham, 2017	242
6.	Jeff Boschee, 2002	237
7.	Jeff Boschee, 1999	222
8.	Kirk Hinrich, 2003	219
9.	Terry Brown, 1990	208
10.	Malik Newman, 2018	205
11.	Sherron Collins, 2009	205
12.	Elijah Johnson, 2012	204
13.	Jeff Boschee, 2000	195
14.	Rex Walters, 1993	193
15.	Brandon Rush, 2008	191

3-POINT FIELD GOAL PERCENTAGE

Rk.	Player, Year	3FGM	3FGA	3FG%
1.	Kirk Hinrich, 2001	55	109	50.5
2.	Aaron Miles, 2005	40	80	50.0
3.	Brannen Greene, 2016	31	63	49.2
4.	Jeff Guelddner, 1990	69	142	48.6
5.	Kirk Hinrich, 2002	66	138	47.8
6.	Tyrel Reed, 2010	44	93	47.3
7.	Brandon Rush, 2006	50	106	47.2
8.	Frank Mason III, 2017	82	174	47.1
9.	Mario Chalmers, 2008	73	156	46.8
10.	Paul Pierce, 1997	33	71	46.5
11.	Jeff Boschee, 2002	110	237	46.4
12.	Lagerald Vick, 2019	66	145	45.5
13.	Milt Newton, 1989	65	143	45.5
14.	Milt Newton, 1988	29	64	45.3
15.	Greg Gurley, 1994	41	91	45.1
16.	Christian Braun, 2020	32	72	44.4
	Sviatoslav Mykhailiuk, 2018	115	259	44.4

3-POINT FIELD GOALS MADE PER GAME

Rk.	Player, Year	G	3FGs	AVG
1.	Terry Brown, 1991	35	111	3.17
2.	Jeff Boschee, 2002	37	110	2.97
3.	Sviatoslav Mykhailiuk, 2018	39	115	2.95
4.	Billy Thomas, 1998	36	105	2.92
5.	Lagerald Vick, 2019	23	66	2.87

SINGLE-GAME 3-POINTERS

FG, Player	Date	Opponent
11, Terry Brown	1-5-91	N.C. State
8, Lagerald Vick	11-12-18	Vermont
8, Mario Chalmers	3-16-08	Texas
8, Billy Thomas	1-10-98	Texas
7, 10x, last by Lagerald Vick	12-1-18	Stanford

MOST 3-POINT FIELD GOALS/CONFERENCE

FG, Player	Date	Opponent
8, Billy Thomas	1-10-98	Texas
7, J.R. Giddens	1-31-04	Iowa State
7, Jerod Haase	1-23-95	Nebraska
6, 13 Times (last by Devon Dotson vs. Iowa State, 2-17-20)		

MOST 3-POINT FIELD GOAL ATTEMPTS

FGA, Player	Date	Opponent
20, Jerod Haase	12-22-95	Temple
18, Jeff Boschee	3-14-99	Kentucky
17, Kirk Hinrich	3-29-03	Arizona
17, Terry Brown	1-5-91	N.C. State
14, Billy Thomas	12-30-97	Hawaii
13, 6 Times (last by Sviatoslav Mykhailiuk vs. Oklahoma, 1-23-18)		

MOST 3-POINT ATTEMPTS/CONFERENCE

FGA, Player	Date	Opponent
13, Sviatoslav Mykhailiuk	1-23-18	Oklahoma
13, Malik Newman	1-9-18	Iowa State
13, Jeff Boschee	2-11-02	Texas
12, J.R. Giddens	1-31-04	Iowa State
12, Jerod Haase	1-23-95	Nebraska
12, Terry Brown	2-23-91	Oklahoma

MOST 3-POINT ATTEMPTS WITHOUT A MISS

FG-A, Player	Date	Opponent
8-8, Lagerald Vick	11-12-18	Vermont
6-6, Ben McLemore	1-9-13	Iowa State
6-6, Rex Walters	3-18-93	Ball State
5-5, Sviatoslav Mykhailiuk	2-27-16	Texas Tech
5-5, Brannen Greene	11-13-15	Northern Colorado
5-5, Brannen Greene	12-10-14	Georgetown
5-5, Mario Chalmers	3-3-07	Texas
5-5, Jeff Hawkins	1-21-06	Nebraska
5-5, Jeff Hawkins	1-25-05	Baylor
5-5, Greg Gurley	2-26-94	Colorado
5-5, Sean Pearson	1-26-94	Oklahoma State
5-5, Greg Gurley	12-8-93	N.C. State

SINGLE-HALF THREE-POINTERS

MOST 3-POINT FIELD GOALS HALF	FG (Half), Player	Date	Opponent
7 (1st), Jeff Boschee		3-9-00	Kansas State
6 (2nd), Billy Thomas		1-10-98	Texas
6 (1st), Terry Brown		1-5-91	N.C. State
5, 13 Times			

MOST 3-POINT FIELD GOALS/CONFERENCE HALF

FG (Half), Player	Date	Opponent
7 (1st), Jeff Boschee	3-9-00	Kansas State
6 (2nd), Billy Thomas	1-10-98	Texas
5, Four Times		

YEARLY 3-POINT FG LEADERS

Year	Player (YR.)	3FGs	3FG/G
1987	Kevin Pritchard (Fr.)	36	1.00
1988	Milt Newton (Jr.)	29	0.83
1989	Milt Newton (Sr.)	65	2.09
1990	Terry Brown (Jr.)	89	2.54
1991	Terry Brown (Sr.)	111	3.17
1992	Rex Walters (Sr.)	68	2.13
1993	Rex Walters (Sr.)	83	2.31
1994	Steve Woodberry (Sr.)	74	2.11
1995	Jerod Haase (Jr.)	67	2.16
1996	Jerod Haase (Sr.)	55	1.62
1997	Billy Thomas (Jr.)	73	2.03
1998	Billy Thomas (Sr.)	105	2.92
1999	Jeff Boschee (Fr.)	79	2.39
2000	Jeff Boschee (So.)	81	2.38
2001	Jeff Boschee (Jr.)	68	2.06
2002	Jeff Boschee (Sr.)	110	2.97
2003	Kirk Hinrich (Sr.)	89	2.41
2004	J.R. Giddens (Fr.)	74	2.24
2005	J.R. Giddens (So.)	63	2.10
2006	Brandon Rush (Fr.)	50	1.52
2007	Brandon Rush (So.)	75	1.97
2008	Brandon Rush (Jr.)	80	2.11
2009	Sherron Collins (Jr.)	77	2.20
2010	Sherron Collins (Sr.)	70	1.94
2011	Tyrel Reed (Sr.)	72	1.89
2012	Elijah Johnson (Jr.)	69	1.76
2013	Ben McLemore (Fr.)	73	1.97
2014	Naadir Tharpe/Andrew Wiggins (Jr./Fr.)	43	1.22
2015	Wayne Selden, Jr. (So.)	46	1.28
2016	Devonte' Graham (So.)	75	1.97
2017	Devonte' Graham (Jr.)	94	2.61
2018	Sviatoslav Mykhailiuk (Sr.)	115	2.95
2019	Lagerald Vick (Sr.)	66	2.87
2020	Isaiah Moss (Sr.)	49	1.63

YEARLY 3-POINT FG PCT. LEADERS

Year	Player	3FG	3FGA	PCT
1987	Kevin Pritchard	36	88	40.9
1988	Milt Newton	29	64	45.3
1989	Milt Newton	65	143	45.5
1990	Jeff Guelddner	69	142	48.6
1991	Patrick Richey	17	41	41.5
1992	Adonis Jordan	53	130	40.8
1993	Steve Woodberry	25	58	43.1
1994	Greg Gurley	41	91	45.1
1995	Billy Thomas	49	126	38.9
1996	Ryan Robertson	19	42	45.2
1997	Paul Pierce	33	71	46.5
1998	Ryan Robertson	50	116	43.1
1999	Ryan Robertson	51	138	37.0
2000	Jeff Boschee	81	195	41.5
2001	Kirk Hinrich	55	109	50.5
2002	Kirk Hinrich	66	138	47.8
2003	Michael Lee	21	42	50.0
2004	J.R. Giddens	74	182	40.7
2005	Aaron Miles	40	80	50.0
2006	Brandon Rush	50	106	47.2
2007	Brandon Rush	75	174	43.1
2008	Mario Chalmers	73	156	46.8
2009	Brady Morningstar	50	119	42.0
2010	Tyrel Reed	44	93	47.3
2011	Brady Morningstar	43	105	41.0
2012	Tyshawn Taylor	58	152	38.2
2013	Ben McLemore	73	174	42.0
2014	Naadir Tharpe	43	114	37.7
2015	Frank Mason III	42	98	42.9
2016	Brannen Greene	31	63	49.2
2017	Frank Mason III	82	174	47.1
2018	Sviatoslav Mykhailiuk	115	259	44.4
2019	Lagerald Vick	66	145	45.5
2020	Christian Braun	32	72	44.4

FREE THROWS

1978-81
541
FREE THROWS

DARNELL VALENTINE

1985-88
509
FREE THROWS


DANNY MANNING

2014-17
482
FREE THROWS

FRANK MASON III

1969-71
462
FREE THROWS

DAVE ROBISCH



DARNELL VALENTINE

FREE THROW PERCENTAGE (Minimum 50 attempts)

Rk.	Player, Year	FTM	FTA	FT%
1.	Al Correll, 1964	45	50	90.0
2.	Steve Woodberry, 1993	87	99	87.9
3.	Rex Walters, 1993	110	126	87.3
4.	Ryan Robertson, 1999	101	116	87.1
5.	Al Kelley, 1954	75	87	86.2
6.	Calvin Thompson, 1984	67	78	85.9
7.	Sherron Collins, 2010	118	138	85.5
8.	Ken Koenigs, 1977	72	85	84.7
9.	David Magley, 1981	55	65	84.6
10.	Kirk Hinrich, 2001	91	108	84.3
	Ron Kellogg, 1986	134	159	84.3
	Ron Kellogg, 1985	97	115	84.3

SINGLE-GAME FREE THROWS

MOST FREE THROWS MADE

FT, Player	Date	Opponent
*22, Vern Long	2-16-1911	KC. Athletic Club
18, Wayne Simien	3-26-04	UAB
18, Wilt Chamberlain	2-8-58	Nebraska
(*Shot all of team's free throws)		
Since 1988-89		
18, Wayne Simien	3-26-04	UAB

MOST FREE THROWS/CONFERENCE

FT, Player	Date	Opponent
18, Wilt Chamberlain	2-8-58	Nebraska
Since 1988-89		
16, Frank Mason III	2-13-17	West Virginia

MOST FREE THROW ATTEMPTS

FTA, Player	Date	Opponent
26, Verne Long	2-16-1911	Kansas City Athletic Club
Since 1988-89		
19, Kelly Oubre, Jr.	3-12-15	TCU
19, Andrew Wiggins	3-8-14	West Virginia
18, Frank Mason III	2-13-17	West Virginia
18, Wayne Simien	3-26-04	UAB
18, Keith Langford	1-2-04	Villanova

MOST FREE THROWS ATTEMPTED/CONFERENCE

FTA, Player	Date	Opponent
23, Wilt Chamberlain	2-8-58	Nebraska
Since 1988-89		
19, Andrew Wiggins	3-8-14	West Virginia

HIGHEST FREE THROW PERCENTAGE (Minimum 10 attempts)

PCT (FT-A), Player	Date	Opponent
Since 1988-89		
100.0 (13-13), Devonte' Graham	1-2-18	Texas Tech
100.0 (12-12), Mason Frank III	2-1-17	Baylor
100.0 (11-11), Rex Walters	3-14-92	Oklahoma
100.0 (10-10), Rick Calloway	1-27-90	Eight Times

HIGHEST FREE THROW PERCENTAGE/CONFERENCE

PCT (FT-A), Player	Date	Opponent
Since 1988-89		
100.0 (13-13), Devonte' Graham	1-2-18	Texas Tech
100.0 (12-12), Mason Frank III	2-1-17	Baylor
100.0 (10-10), Thomas Robinson	1-23-12	Texas A&M
100.0 (10-10), Kirk Hinrich	2-4-02	Kansas State
100.0 (10-10), Jeff Boschee	1-5-02	Colorado
100.0 (10-10), Rick Calloway	1-27-90	Kansas State
100.0 (10-10), Rick Calloway	1-8-90	Nebraska

SINGLE-HALF FREE THROWS

MOST FREE THROWS MADE

FT (HALF), Player	Date	Opponent
Since 1988-89		
14 (2nd), Tishawn Taylor	11-15-11	Kentucky

MOST FREE THROWS/CONFERENCE

FT (HALF), Player	Date	Opponent
Since 1988-89		
13 (2nd), Devonte' Graham	1-2-18	Texas Tech

CONSECUTIVE FREE THROWS MADE

36, Sherron Collins	2009
34, Wayne Simien	2005

YEAR-BY-YEAR FREE THROW LEADERS

Year	Player	FT
1975	Rick Suttle (Sr.)	73
1976	Norm Cook (Jr.)	74
1977	John Douglas (Jr.)	91
1978	Darnell Valentine (Fr.)	106
1979	Darnell Valentine (So.)	136
1980	Darnell Valentine (Jr.)	153
1981	Darnell Valentine (Sr.)	146
1982	David Magley (Sr.)	101
1983	Carl Henry (Jr.)	114
1984	Carl Henry (Sr.)	120
1985	Greg Dreiling (Jr.)	101
1986	Ron Kellogg (Sr.)	134
1987	Danny Manning (Jr.)	165
1988	Danny Manning (Sr.)	171
1989	Mark Randall (So.)	95
1990	Kevin Pritchard (Sr.)	106
1991	Mark Randall (Sr.)	113
1992	Rex Walters (Jr.)	115
1993	Rex Walters (Sr.)	110
1994	Steve Woodberry (Sr.)	92
1995	Jerod Haase (Jo.)	105
1996	Jerod Haase (Jr.)	102
1997	Raef LaFrentz (Jr.)	143
1998	Paul Pierce (Jr.)	163
1999	Eric Chenowith (So.)	113
2000	Eric Chenowith (Jr.)	66
2001	Drew Gooden (So.)	105
2002	Drew Gooden (Sr.)	154
2003	Nick Collison (Sr.)	127
2004	Wayne Simien (Jr.)	167
2005	Wayne Simien (Sr.)	142
2006	Russell Robinson (So.)	92
2007	Mario Chalmers (So.)	87
2008	Darnell Jackson (Sr.)	103
2009	Sherron Collins (Jr.)	132
2010	Sherron Collins (Sr.)	118
2011	Marcus Morris (Jr.)	148
2012	Thomas Robinson (Jr.)	163
2013	Jeff Withey (Sr.)	137
2014	Andrew Wiggins (Fr.)	176
2015	Perry Ellis (Jr.)	119
2016	Perry Ellis (Sr.)	139
2017	Frank Mason III (Sr.)	189
2018	Devonte' Graham (Sr.)	167
2019	Dedric Lawson (Jr.)	167
2020	Devon Dotson (So.)	142

YEARLY FT PERCENTAGE LEADERS

(Min. 2 attempts per game)

Year	Player	FT	FTA	PCT
1975	Rick Suttle	73	92	79.3
1976	Ken Koenigs	69	91	75.8
1977	Ken Koenigs	72	85	84.7
1978	Darnell Valentine	106	143	74.1
1979	Paul Mokeski	87	120	72.5
1980	Tony Guy	84	107	78.5
1981	Tony Guy	128	165	77.6
1982	David Magley	101	121	83.5
1983	Carl Henry	114	157	72.6
1984	Calvin Thompson	67	78	85.8
1985	Ron Kellogg	97	115	84.3
1986	Ron Kellogg	134	159	84.3
1987	Danny Manning	165	226	73.0
1988	Kevin Pritchard	88	119	73.9
1989	Kevin Pritchard	83	108	76.9
1990	Kevin Pritchard	106	130	81.5
1991	Adonis Jordan	101	132	76.5
1992	Rex Walters	115	139	82.7
1993	Steve Woodberry	87	99	87.9
1994	Steve Woodberry	92	117	78.6
1995	Jerod Haase	105	143	73.4
1996	Jerod Haase	102	136	75.0
1997	Jaque Vaughn	88	113	77.9
1998	Raef LaFrentz	121	164	73.8
	Paul Pierce	163	221	73.8
1999	Ryan Robertson	101	116	87.1
2000	Eric Chenowith	66	83	79.5
2001	Kirk Hinrich	91	108	84.3
2002	Kirk Hinrich	84	104	80.8
2003	Aaron Miles	78	104	75.0
2004	Wayne Simien	167	206	81.1
2005	Wayne Simien	142	174	81.6
2006	Mario Chalmers	89	113	78.8
2007	Mario Chalmers	87	113	77.0
2008	Brandon Rush	67	86	77.9
	Russell Robinson	88	113	77.9
2009	Sherron Collins	132	166	79.5
2010	Sherron Collins	118	138	85.5
2011	Tyrel Reed	79	99	79.8
2012	Jeff Withey	124	156	79.5
2013	Ben McLemore	120	138	87.0
2014	Andrew Wiggins	176	227	77.5
2015	Frank Mason III	110	140	78.6
2016	Perry Ellis	139	177	78.5
2017	Frank Mason III	189	238	79.4
2018	Malik Newman	96	115	83.5
2019	Dedric Lawson	167	205	81.5
2020	Devon Dotson	142	171	83.0

CAREER FREE THROWS

FREE THROWS MADE

Rk.	Player, Years	FTM
1.	Darnell Valentine, 1978-81	541
2.	Danny Manning, 1985-88	509
3.	Frank Mason III, 2014-17	482
4.	Dave Robisch, 1969-71	462
5.	Perry Ellis, 2013-16	436
6.	Wilt Chamberlain, 1957-58	427
7.	Wayne Simien, 2002-05	417
8.	Raef LaFrentz, 1995-98	403
9.	Paul Pierce, 1996-98	370
10.	Keith Langford, 2002-05	368

FREE THROW ATTEMPTS

Rk.	Player, Years	FTA
1.	Darnell Valentine, 1978-81	754
2.	Wilt Chamberlain, 1957-58	691
3.	Danny Manning, 1985-88	688
4.	Dave Robisch, 1969-71	677
5.	Frank Mason III, 2014-17	633
6.	Perry Ellis, 2013-16	576
7.	Nick Collison, 2000-03	574
8.	Raef LaFrentz, 1995-98	566
9.	Walter Wesley, 1964-66	544
10.	Scott Pollard, 1994-97	535

FREE THROW PERCENTAGE (Minimum 150 attempts)

Rk.	Player, Years	FTM	FTA	FT%
1.	Rex Walters, 1992-93	225	265	84.9
2.	Ron Kellogg, 1983-86	294	355	82.8
3.	Calvin Thompson, 1983-86	288	351	82.1
4.	Kirk Hinrich, 2000-03	200	246	81.3
5.	Devon Dotson, 2019-20	142	177	80.8
	Sherron Collins, 2007-10	344	426	80.8
7.	Tyrel Reed, 2008-11	141	175	80.6
8.	Ryan Robertson, 1996-99	251	313	80.2
9.	Steve Woodberry, 1991-94	258	326	79.1
	David Magley, 1979-82	185	234	79.1
	Al Correll, 1960-61, 63-64	151	191	79.1

SINGLE-SEASON FREE THROWS

FREE THROWS MADE

Rk.	Player, Year	FTM
1.	Wilt Chamberlain, 1957	250
2.	Wayne Hightower, 1960	193
3.	Frank Mason III, 2017	189
	Dave Robisch, 1970	189
5.	Clyde Lovellette, 1952	182
6.	Wilt Chamberlain, 1958	177
7.	Andrew Wiggins, 2014	176
8.	Danny Manning, 1988	171
9.	Dedric Lawson, 2019	167
	Devonte' Graham, 2018	167
	Wayne Simien, 2004	167

FREE THROWS MADE/CONFERENCE

Rk.	Player, Year	FTM
1.	Wilt Chamberlain, 1957	103

FREE THROW ATTEMPTS

Rk.	Player, Year	FTA
1.	Wilt Chamberlain, 1957	399
2.	Wilt Chamberlain, 1958	292
3.	Wayne Hightower, 1960	285
4.	Walter Wesley, 1966	262
5.	Dave Robisch, 1970	254
6.	Clyde Lovellette, 1952	250
7.	Thomas Robinson, 2012	239
8.	Frank Mason III, 2017	238
9.	B. H. Born, 1953	234
10.	Danny Manning, 1988	233
	Dave Robisch, 1971	233

2020-21 KANSAS BASKETBALL

REBOUNDS

1985-88
1,187
REBOUNDS

DANNY MANNING

1995-98
1,186
REBOUNDS

RAEF LaFRENTZ

2000-03
1,143
REBOUNDS

NICK COLLISON

1959-61
1,081
REBOUNDS

BILL BRIDGES



RAEF LaFRENTZ

CAREER REBOUNDS

Rk.	Player	Years	G	REB
1.	Danny Manning	1985-88	147	1,187
2.	Raef LaFrentz	1995-98	131	1,186
3.	Nick Collison	2000-03	142	1,143
4.	Bill Bridges	1959-61	78	1,081
5.	Eric Chenowith	1998-2001	139	933
6.	Drew Gooden	2000-02	98	905
7.	Wayne Simien	2002-05	106	884
8.	Wilt Chamberlain	1957-58	48	877
9.	Cole Aldrich	2008-10	111	860
10.	Scott Pollard	1994-97	128	850
11.	Clyde Lovellette	1950-52	80	839
12.	Perry Ellis	2013-16	144	834
13.	Dave Robisch	1969-71	83	815
14.	Greg Ostertag	1992-95	127	770
15.	Thomas Robinson	2010-12	105	763
16.	Mark Randall	1987, 89-91	132	723
17.	Landen Lucas	2014-17	125	702
18.	Udoka Azubuike	2017-20	87	685
19.	Paul Mokeski	1977-79	89	680
20.	Marcus Morris	2009-11	109	676
	Paul Pierce	1996-98	108	676
22.	Markieff Morris	2009-11	109	662
23.	Greg Dreiling	1984-86	104	650
24.	Roger Brown	1969-71	79	640
25.	Jeff Withey	2010-13	117	628
26.	Norman Cook	1974-76	83	624
27.	Darnell Jackson	2005-08	125	612
28.	Richard Scott	1991-94	137	607
	Pierre Russell	1969-71	83	607
30.	Kenny Gregory	1998-2001	136	603
31.	Brandon Rush	2006-08	109	602
32.	Kelly Knight	1980-81	101	601

In A Two-Year Career

Wilt Chamberlain	1957-58	48	877
------------------	---------	----	-----

In A Three-Year Career

Bill Bridges	1959-61	78	1,081
--------------	---------	----	-------

HIGHEST REBOUND AVERAGE

Rk.	Player	Years	Avg.
1.	Wilt Chamberlain	1957-58	18.3
2.	Bill Bridges	1959-61	13.9
3.	Wayne Hightower	1960-61	10.8
4.	Clyde Lovellette	1950-52	10.5
5.	Dedric Lawson	2019	10.3
6.	Dave Robisch	1969-71	9.8
7.	Drew Gooden	2000-02	9.2
8.	Raef LaFrentz	1995-98	9.1
9.	Ron Loneski	1957-59	8.9
10.	Wayne Simien	2002-05	8.3
	Walter Wesley	1964-66	8.3

SINGLE-SEASON RECORDS

MOST REBOUNDS

Rk.	Player	Year	G	Avg.	REB
1.	Wilt Chamberlain	1957	27	18.9	510
2.	Thomas Robinson	2012	39	11.9	463
3.	Drew Gooden	2002	37	11.4	423
4.	Clyde Lovellette	1952	31	13.2	410
5.	Cole Aldrich	2009	35	11.1	387
6.	Bill Bridges	1960	28	13.8	385

7.	Nick Collison	2003	38	10.0	380
8.	Dedric Lawson	2019	36	10.3	371
9.	Wilt Chamberlain	1958	21	17.5	367
10.	Cole Aldrich	2010	36	9.8	354
11.	Bill Bridges	1961	25	14.1	353
12.	Bill Bridges	1959	25	13.7	343
13.	Raef LaFrentz	1998	30	11.4	342
	Danny Manning	1988	38	9.0	342
	Danny Manning	1987	36	9.5	342
16.	Raef LaFrentz	1997	36	9.3	335

MOST REBOUNDS/CONFERENCE

Player	Year	G	Avg.	REB
Thomas Robinson	2012	18	11.7	211
Bill Bridges	1959	14	15.1	211

HIGHEST REBOUND AVERAGE

Rk.	Player	Year	Avg.
1.	Wilt Chamberlain	1957	18.9
2.	Wilt Chamberlain	1958	17.5
3.	Bill Bridges	1961	14.1
4.	Bill Bridges	1960	13.8
5.	Bill Bridges	1959	13.7
6.	Clyde Lovellette	1952	13.2
7.	Dave Robisch	1970	12.1
8.	Thomas Robinson	2012	11.9
9.	Wayne Hightower	1961	11.6
10.	Drew Gooden	2002	11.4
	Raef LaFrentz	1998	11.4
12.	B.H. Born	1953	11.2

SINGLE-GAME RECORDS

MOST REBOUNDS

REB, Player	Date	Opponent
36, Wilt Chamberlain	2-15-58	Iowa State
31, Wilt Chamberlain	12-7-57	Northwestern
30, Bill Bridges	12-3-60	Northwestern
28, Wilt Chamberlain	12-20-57	Washington
27, Wilt Chamberlain	2-17-58	Missouri
26, Dave Robisch	1-10-70	Iowa State
24, Bill Bridges	12-27-60	Nebraska
24, Bill Bridges	2-21-59	Nebraska
24, Wilt Chamberlain	2-2-57	Iowa State
24, Wilt Chamberlain	1-14-57	Iowa State
24, Wilt Chamberlain	12-22-56	Wisconsin
24, Lew Johnson	3-8-55	Oklahoma
23, Nick Collison	1-27-03	Texas

By A Senior

30, Bill Bridges	12-3-60	Northwestern
------------------	---------	--------------

By A Junior

36, Wilt Chamberlain	2-15-58	Iowa State
----------------------	---------	------------

By A Sophomore

31, Wilt Chamberlain	12-7-57	Northwestern
----------------------	---------	--------------

By A Freshman

20, Eric Chenowith	1-14-98	Texas A&M
--------------------	---------	-----------

Since 1988-89

23, Nick Collison	1-27-03	Texas
-------------------	---------	-------

MOST REBOUNDS/CONFERENCE

REB, Player	Date	Opponent
36, Wilt Chamberlain	2-15-58	Iowa State
27, Wilt Chamberlain	2-17-58	Missouri
26, Dave Robisch	1-10-70	Iowa State
24, Bill Bridges	2-21-59	Nebraska
24, Wilt Chamberlain	2-2-57	Iowa State
24, Wilt Chamberlain	1-14-57	Iowa State
24, Lew Johnson	3-2-55	Oklahoma

YEAR-BY-YEAR LEADERS

Year	Player	REB	Avg.
1956	Lew Johnson (Jr.)	230	10.0
1957	Wilt Chamberlain (So.)	510	18.9
1958	Wilt Chamberlain (Jr.)	367	17.5
1959	Bill Bridges (So.)	343	13.7
1960	Bill Bridges (Jr.)	385	13.8
1961	Bill Bridges (Sr.)	353	14.1
1962	Jim Dumas (Jr.)	218	9.1
1963	George Unsel (Jr.)	199	8.0
1964	George Unsel (Sr.)	184	7.4
1965	Walter Wesley (Jr.)	220	8.8
1966	Walter Wesley (Sr.)	250	9.3
1967	Ron Franz (Sr.)	185	6.9
1968	Dave Nash (Jr.)	189	6.5
1969	Dave Robisch (So.)	199	7.4
1970	Dave Robisch (Jr.)	314	12.1
1971	Roger Brown (Sr.)	322	11.1
1972	Bud Stallworth (Sr.)	199	7.7
1973	Rick Suttle (So.)	225	8.2
1974	Danny Knight (Jr.)	215	7.1
1975	Norman Cook (Jr.)	222	8.2
1976	Norman Cook (Sr.)	206	7.9
1977	Herb Nobles (Sr.)	230	8.2
1978	Paul Mokeski (Jr.)	237	8.5
1979	Paul Mokeski (Sr.)	242	8.3
1980	John Crawford (Jr.)	134	4.8
1981	Art Housey (Sr.)	208	6.5
1982	David Magley (Sr.)	227	8.4
1983	Kelly Knight (Jr.)	210	7.2
1984	Kelly Knight (Sr.)	226	7.0
1985	Danny Manning (Fr.)	258	7.6
1986	Greg Dreiling (Sr.)	262	6.7
1987	Danny Manning (Jr.)	342	9.5
1988	Danny Manning (Sr.)	342	9.0
1989	Mark Randall (So.)	208	6.7
1990	Mark Randall (Jr.)	216	6.2
1991	Alonzo Jamison (Jr.)	225	6.4
1992	Richard Scott (So.)	150	4.7
1993	Richard Scott (Jr.)	189	5.3
1994	Greg Ostertag (Jr.)	307	8.8
1995	Greg Ostertag (Sr.)	233	7.5
1996	Raef LaFrentz (So.)	278	8.2
1997	Raef LaFrentz (Jr.)	335	9.3
1998	Raef LaFrentz (Sr.)	342	11.4
1999	Eric Chenowith (So.)	301	9.1
2000	Drew Gooden (Fr.)	248	7.5
2001	Eric Chenowith (Sr.)	250	7.6
2002	Drew Gooden (Jr.)	423	11.4
2003	Nick Collison (Sr.)	380	10.0
2004	Nick Collison (Jr.)	297	9.3
2005	Wayne Simien (Jr.)	287	11.0
2006	Brandon Rush (Fr.)	195	5.9
2007	Julian Wright (So.)	298	7.8
2008	Darnell Jackson (So.)	267	6.7
2009	Cole Aldrich (So.)	387	11.1
2010	Cole Aldrich (Jr.)	354	9.8
2011	Markieff Morris (Jr.)	316	8.3
2012	Thomas Robinson (Jr.)	463	11.9
2013	Jeff Withey (Sr.)	316	8.5
2014	Joel Embiid (Fr.)	227	8.1
2015	Perry Ellis (Jr.)	234	6.9
2016	Landen Lucas (Jr.)	243	6.8
2017	Landen Lucas (Sr.)	290	8.3
2018	Udoka Azubuike (So.)	252	7.0
2019	Dedric Lawson (Jr.)	371	10.3
2020	Udoka Azubuike (Sr.)	324	10.5

ASSISTS

2002-05
954
ASSISTS

AARON
MILES

1994-97
804
ASSISTS

JACQUE
VAUGHN

1984-87
684
ASSISTS

CEDRIC
HUNTER

2000-03
668
ASSISTS

KIRK
HINRICH



AARON MILES

CAREER RECORDS

MOST ASSISTS

Rk.	Player, Years	Assists
1.	Aaron Miles, 2002-05	.954
2.	Jacque Vaughn, 1994-97	.804
3.	Cedric Hunter, 1984-87	.684
4.	Kirk Hinrich, 2000-03	.668
5.	Devonte' Graham, 2015-18	.632
6.	Darnell Valentine, 1978-81	.609
7.	Frank Mason III, 2014-17	.576
8.	Tyshawn Taylor, 2009-12	.575
9.	Adonis Jordan, 1984-87	.568
10.	Sherron Collins, 2007-10	.552
11.	Russell Robinson, 2005-08	.500
12.	Kevin Pritchard, 1987-90	.499
13.	Ryan Robertson, 1996-99	.485
14.	Mark Turgeon, 1984-87	.437
15.	Jeff Boschee, 1999-2002	.425
16.	Mario Chalmers, 2006-08	.420
17.	Elijah Johnson, 2010-13	.399
18.	Steve Woodberry, 1991-94	.361
19.	Jerod Haase, 1995-97	.343
20.	Danny Manning, 1985-88	.342

SEASON RECORDS

MOST ASSISTS

Rk.	Player, Year	Assists
1.	Devonte' Graham, 2018	.282
2.	Cedric Hunter, 1986	.278
3.	Aaron Miles, 2002	.252
4.	Ryan Robertson, 1998	.248
5.	Aaron Miles, 2003	.244
6.	Aaron Miles, 2004	.242
7.	Jacque Vaughn, 1995	.238
8.	Kirk Hinrich, 2001	.229
9.	Jacque Vaughn, 1996	.223
10.	Aaron Miles, 2005	.216

MOST ASSISTS PER GAME

Rk.	Player, Year	GP	AST	AVG
1.	Jacque Vaughn, 1995	.31	.238	.768
2.	Aaron Miles, 2004	.33	.242	.733
3.	Devonte' Graham, 2018	.39	.282	.723
4.	Aaron Miles, 2005	.30	.216	.720
5.	Cedric Hunter, 1986	.39	.278	.713
6.	Kirk Hinrich, 2001	.33	.229	.694
7.	Aaron Miles, 2002	.37	.252	.681
8.	Jacque Vaughn, 1996	.34	.223	.656
9.	Aaron Miles, 2003	.38	.244	.642
10.	Ryan Robertson, 1998	.39	.248	.636

GAME RECORDS (BEGINNING 1973-74)

MOST ASSISTS

AST, Player	Date	Opponent
18, Tom Kivisto	12-29-73	Nebraska
16, Cedric Hunter	3-8-86	Oklahoma
15, Aaron Miles	3-9-02	Texas Tech
14, Cedric Hunter	12-1-85	Duke
13, Devonte' Graham	3-10-18	West Virginia
13, Tyshawn Taylor	12-10-11	Ohio State
13, Aaron Miles	12-14-02	Emporia State
13, Aaron Miles	2-11-02	Texas
13, Jacque Vaughn	12-7-95	Rice
13, Jacque Vaughn	1-7-95	SMU
12, Devonte' Graham	11-10-17	Tennessee State
12, Naadir Tharpe	1-29-14	Iowa State
12, Elijah Johnson	3-4-13	Texas Tech
12, Naadir Tharpe	12-29-12	American
12, Aaron Miles	1-28-04	Kansas State
12, Aaron Miles	1-17-04	Texas A&M
12, Aaron Miles	1-9-02	Nebraska
12, Ryan Robertson	3-18-98	Prairie View A&M
12, Jacque Vaughn	3-9-97	Missouri
12, Jacque Vaughn	3-15-96	S.C. State
12, Adonis Jordan	1-5-91	N.C. State
12, Cedric Hunter	1-4-86	Memphis State
11, Devon Dotson	2-8-20	TCU
11, Devonte' Graham	2-26-18	Texas
11, Devonte' Graham	1-29-18	Kansas State
11, Devonte' Graham	11-21-17	Texas Southern
11, Devonte' Graham	11-17-17	South Dakota State
11, Devonte' Graham	11-26-16	UNC Asheville
11, Tyshawn Taylor	12-6-08	Jackson State
11, Sherron Collins	12-3-08	New Mexico State
11, Russell Robinson	12-15-07	Ohio
11, Aaron Miles	3-12-05	Oklahoma State
11, Aaron Miles	2-21-04	Iowa State
11, Aaron Miles	1-31-04	Iowa State
11, Aaron Miles	1-14-04	Kansas State
11, Aaron Miles	12-28-02	California
11, Aaron Miles	3-8-02	Colorado
11, Kirk Hinrich	2-25-01	Nebraska
11, Kirk Hinrich	1-22-01	Colorado
11, Kirk Hinrich	11-10-00	St. John's
11, Ryan Robertson	2-23-98	Oklahoma
11, Ryan Robertson	2-1-98	Nebraska
11, Ryan Robertson	11-26-97	Arizona State
11, Jacque Vaughn	2-15-97	Colorado
11, Ryan Robertson	12-7-96	UCLA
11, Jacque Vaughn	3-22-96	Arizona
11, Jacque Vaughn	1-22-96	Oklahoma
11, Jacque Vaughn	12-3-94	Massachusetts
11, Jacque Vaughn	11-26-94	San Diego
11, Jacque Vaughn	3-17-94	Chattanooga
11, Adonis Jordan	3-18-93	Ball State
11, Steve Woodberry	1-10-91	Maryland-BC
11, Scooter Barry	12-30-88	Missouri State
11, Cedric Hunter	3-13-86	N. Carolina A&T
11, Cedric Hunter	1-23-86	Missouri
11, Cedric Hunter	12-14-85	Kentucky
11, Cedric Hunter	2-20-85	Kansas State

11, Darnell Valentine	12-1-80	Pepperdine
11, Tony Guy	11-29-80	Nevada
11, Darnell Valentine	2-26-80	Colorado
11, Darnell Valentine	2-7-80	Iona
11, Darnell Valentine	2-27-79	Iowa State
11, Darnell Valentine	2-2-79	Oklahoma State
11, Tom Kivisto	2-18-74	Oklahoma

By A Senior

18, Tom Kivisto	12-29-73	Nebraska
-----------------	----------	----------

By A Junior

16, Cedric Hunter	3-8-86	Oklahoma
-------------------	--------	----------

By A Sophomore

13, Aaron Miles	12-14-02	Emporia State
13, Jacque Vaughn	1-7-95	SMU

By A Freshman

15, Aaron Miles	3-9-02	Texas Tech
-----------------	--------	------------

MOST ASSISTS/CONFERENCE

AST, Player	Date	Opponent
13, Aaron Miles	2-11-02	Texas
12, Naadir Tharpe	1-29-14	Iowa State
12, Elijah Johnson	3-4-13	Texas Tech
12, Aaron Miles	1-17-04	Texas A&M
12, Aaron Miles	1-9-02	Nebraska

SINGLE-HALF ASSISTS

MOST ASSISTS

AST (Half), Player	Date	Opponent
10 (2nd), Aaron Miles	3-9-02	Texas Tech
9 (1st), Elijah Johnson	3-4-13	Texas Tech
9 (1st), Kirk Hinrich	2-25-01	Nebraska
9 (2nd), Ryan Robertson	2-23-98	Oklahoma
9 (1st), Jacque Vaughn	3-15-96	S.C. State
9 (1st), Jacque Vaughn	1-7-95	SMU
9 (1st), Tom Kivisto	12-29-73	Nebraska
9 (2nd), Tom Kivisto	12-29-73	Nebraska

MOST ASSISTS/CONFERENCE

AST (Half), Player	Date	Opponent
9 (1st), Elijah Johnson	3-4-13	Texas Tech
9 (1st), Kirk Hinrich	2-25-01	Nebraska
9 (2nd), Ryan Robertson	2-23-98	Oklahoma

YEAR-BY-YEAR LEADERS

Year	Player	Assists	AVG
1975	Dale Greenlee (Sr.)	101	.37
1976	Clint Johnson (So.)	66	.25
1977	Herb Nobles (Sr.)	77	.28
1978	Darnell Valentine (Fr.)	130	.45
1979	Darnell Valentine (So.)	170	.58
1980	Darnell Valentine (Jr.)	141	.48
1981	Darnell Valentine (Sr.)	168	.53
1982	Tony Guy (Sr.)	103	.38
1983	Jeff Guiot (Fr.)	84	.30
1984	Mark Turgeon (Fr.)	138	.43
1985	Cedric Hunter (So.)	145	.43
1986	Cedric Hunter (Jr.)	278	.71
1987	Cedric Hunter (Sr.)	209	.58
1988	Kevin Pritchard (So.)	113	.29
1989	Scooter Barry (Sr.)	155	.57
1990	Kevin Pritchard (Sr.)	177	.51
1991	Adonis Jordan (So.)	154	.45
1992	Adonis Jordan (Jr.)	142	.44
1993	Adonis Jordan (Sr.)	163	.45
1994	Jacque Vaughn (Fr.)	181	.52
1995	Jacque Vaughn (So.)	238	.77
1996	Jacque Vaughn (Jr.)	223	.66
1997	Jacque Vaughn (Sr.)	162	.62
1998	Ryan Robertson (Jr.)	248	.64
1999	Jeff Boschee (Fr.)	121	.37
2000	Kirk Hinrich (Fr.)	123	.36
2001	Kirk Hinrich (So.)	229	.69
2002	Aaron Miles (Fr.)	252	.68
2003	Aaron Miles (So.)	244	.64
2004	Aaron Miles (Jr.)	242	.73
2005	Aaron Miles (Sr.)	216	.72
2006	Russell Robinson (Jr.)	152	.46
2007	Russell Robinson (Sr.)	161	.44
2008	Mario Chalmers (Jr.)	169	.43
2009	Sherron Collins (Jr.)	174	.50
2010	Sherron Collins (Sr.)	161	.45
2011	Tyshawn Taylor (Jr.)	164	.46
2012	Tyshawn Taylor (Sr.)	186	.48
2013	Elijah Johnson (Sr.)	169	.46
2014	Naadir Tharpe (Jr.)	179	.50
2015	Frank Mason III (So.)	142	.39
2016	Frank Mason III (Jr.)	175	.46
2017	Frank Mason III (Sr.)	187	.52
2018	Devonte' Graham (Sr.)	282	.72
2019	Devon Dotson (Fr.)	127	.35
2020	Marcus Garrett (Jr.)	144	.46

2020-21 KANSAS BASKETBALL STEALS

1978-81

336
STEALS

DARNELL VALENTINE

2006-08

283
STEALS

MARIO CHALMERS

2002-05

264
STEALS

AARON MILES

1985-88

250
STEALS

DANNY MANNING



MARIO CHALMERS

CAREER RECORDS

MOST STEALS

Rk.	Player, Years	Steals
1.	Darnell Valentine, 1978-81	336
2.	Mario Chalmers, 2006-08	283
3.	Aaron Miles, 2002-05	264
4.	Danny Manning, 1985-88	250
5.	Russell Robinson, 2005-08	247
6.	Kirk Hinrich, 2000-03	206
7.	Devonte' Graham, 2015-18	197
8.	Kevin Pritchard, 1987-90	190
9.	Nick Bradford, 1997-2000	187
10.	Adonis Jordan, 1990-93	181
11.	Alonzo Jamison, 1990-92	175
12.	Jerod Haase, 1995-97	174
13.	Tyshawn Taylor, 2009-12	172
14.	Frank Mason III, 2014-17	165
15.	Jeff Boschee, 1999-2002	161
	Tony Guy, 1979-82	161
17.	Jacque Vaughn, 1994-97	160
	Steve Woodberry, 1991-94	160
19.	Cedric Hunter, 1984-87	157
20.	Nick Collison, 2000-03	155

MOST STEALS/CONFERENCE

Rk.	Player, Years	Steals
1.	Darnell Valentine, 1978-81	149
2.	Aaron Miles, 2002-05	120
3.	Danny Manning, 1985-88	102
4.	Jacque Vaughn, 1994-97	93
5.	Kirk Hinrich, 2000-03	90
6.	Mario Chalmers, 2006-08	89
7.	Kevin Pritchard, 1987-90	85
8.	Devonte' Graham, 2015-18	81
9.	Steve Woodberry, 1991-94	78

SEASON RECORDS

MOST STEALS

Rk.	Player, Year	Steals
1.	Mario Chalmers, 2008	97
	Mario Chalmers, 2007	97
3.	Darnell Valentine, 1981	92
4.	Aaron Miles, 2003	91
	Darnell Valentine, 1979	91
6.	Mario Chalmers, 2006	89
7.	Alonzo Jamison, 1992	85
8.	Alonzo Jamison, 1991	80
	Danny Manning, 1986	80
	Darnell Valentine, 1978	80
11.	Russell Robinson, 2008	79
12.	Russell Robinson, 2006	76
13.	Russell Robinson, 2007	73
	Nick Bradford, 2000	73
	Darnell Valentine, 1980	73
16.	Adonis Jordan, 1993	70
	Danny Manning, 1988	70
18.	Nick Bradford, 1999	68
	Jerod Haase, 1996	68

MOST STEALS/CONFERENCE

Rk.	Player, Year	Steals
1.	Mario Chalmers, 2006	53
2.	Aaron Miles, 2003	45
	Darnell Valentine, 1978	45
4.	Darnell Valentine, 1979	40

MOST STEALS PER GAME

Rk.	Player, Year	GP	ST	AVG
1.	Darnell Valentine, 1979	29	91	3.14
2.	Darnell Valentine, 1981	32	92	2.88
3.	Darnell Valentine, 1978	29	80	2.76
4.	Mario Chalmers, 2006	33	89	2.70
5.	Darnell Valentine, 1980	28	73	2.61
6.	Alonzo Jamison, 1992	32	83	2.59
7.	Mario Chalmers, 2007	38	97	2.55
8.	Mario Chalmers, 2008	39	97	2.48
9.	Aaron Miles, 2003	38	91	2.39

GAME RECORDS

MOST STEALS/GAME

ST, Player	Date	Opponent
9, Aaron Miles	2-16-03	Iowa State
8, Russell Robinson	12-29-07	Yale
8, Nick Bradford	3-9-00	Kansas State
8, Alonzo Jamison	1-2-92	Pepperdine
8, Alonzo Jamison	12-1-90	Marquette
7, Xavier Henry	1-20-10	Baylor
7, Mario Chalmers	12-8-07	DePaul
7, Russell Robinson	3-10-06	Oklahoma State
7, Aaron Miles	11-25-03	Michigan State
7, Adonis Jordan	12-21-92	N.C. State
7, Kevin Pritchard	12-1-87	Pomona-Pitzer
7, Danny Manning	1-23-86	Missouri
7, Darnell Valentine	2-7-81	Oklahoma
7, Tony Guy	2-17-79	Kansas State
7, Darnell Valentine	11-30-77	Fordham

MOST STEALS/CONFERENCE

ST, Player	Date	Opponent
9, Aaron Miles	2-16-03	Iowa State
7, Xavier Henry	1-20-10	Baylor
7, Russell Robinson	3-10-06	Oklahoma State
7, Danny Manning	1-23-86	Missouri
7, Darnell Valentine	2-7-81	Oklahoma
7, Tony Guy	2-17-79	Kansas State

SINGLE-HALF STEALS

MOST STEALS

ST (Half), Player	Date	Opponent
7 (1st), Aaron Miles	2-16-03	Iowa State
6 (1st), Lester Earl	1-17-98	Kansas State
6 (2nd), Alonzo Jamison	1-2-92	Pepperdine
5 (1st), Xavier Henry	1-20-10	Baylor
5 (1st), Russell Robinson	12-29-07	Yale
5 (1st), Nick Bradford	3-9-00	Kansas State
5 (2nd), Nick Bradford	3-5-99	Nebraska
5 (2nd), Scot Pollard	3-8-97	Iowa State
5 (1st), Jerod Haase	1-9-97	Niagara
5 (2nd), Andrew Wiggins	3-8-14	West Virginia

MOST STEALS/CONFERENCE

ST (Half), Player	Date	Opponent
7 (1st), Aaron Miles	2-16-03	Iowa State
6 (1st), Lester Earl	1-17-98	Kansas State
5 (2nd), Andrew Wiggins	3-8-14	West Virginia
5 (1st), Xavier Henry	1-20-10	Baylor

YEAR-BY-YEAR LEADERS

Year	Player	Steals	AVG
1975	Clint Johnson (Fr.)	25	0.9
1976	Clint Johnson (So.)	31	1.2
1977	John Douglas (Jr.)	43	1.5
1978	Darnell Valentine (Fr.)	80	2.8
1979	Darnell Valentine (So.)	91	3.1
1980	Darnell Valentine (Jr.)	73	2.6
1981	Darnell Valentine (Sr.)	92	2.9
1982	David Magley (Sr.)	36	1.3
1983	Kelly Knight (Jr.)	26	0.9
1984	Carl Henry (Sr.)	42	1.3
1985	Danny Manning (Fr.)	58	1.7
1986	Danny Manning (So.)	80	2.1
1987	Danny Manning (Jr.)	42	1.1
1988	Danny Manning (Sr.)	70	1.8
1989	Scotter Barry (Sr.)	47	1.7
	Kevin Pritchard (Jr.)	47	1.7
1990	Kevin Pritchard (Sr.)	59	1.7
1991	Alonzo Jamison (Jr.)	80	2.3
1992	Alonzo Jamison (Sr.)	83	2.6
1993	Adonis Jordan (Sr.)	70	1.9
1994	Steve Woodberry (Sr.)	62	1.8
1995	Jerod Haase (So.)	39	1.1
1996	Jerod Haase (Jr.)	68	2.0
1997	Jerod Haase (Sr.)	67	1.9
1998	Billy Thomas (Sr.)	60	1.7
1999	Nick Bradford (Jr.)	68	2.1
2000	Nick Bradford (Sr.)	73	2.1
2001	Kirk Hinrich (So.)	43	1.3
2002	Drew Gooden (Jr.)	65	1.8
2003	Aaron Miles (So.)	91	2.4
2004	Aaron Miles (Jr.)	63	1.9
2005	Aaron Miles (Sr.)	50	1.7
2006	Mario Chalmers (Fr.)	89	2.7
2007	Mario Chalmers (So.)	97	2.6
2008	Mario Chalmers (Jr.)	97	2.5
2009	Brady Morningstar (So.)	43	1.2
2010	Xavier Henry (Fr.)	54	1.5
2011	Tyrel Reed (Sr.)	56	1.5
2012	Elijah Johnson (Fr.)	55	1.4
2013	Travis Releford (Sr.)	47	1.3
2014	Andrew Wiggins (Fr.)	41	1.2
2015	Frank Mason III (So.)	50	1.4
2016	Devonte' Graham (So.)	55	1.4
2017	Josh Jackson (Fr.)	59	1.7
2018	Devonte' Graham (Sr.)	62	1.6
2019	Devon Doston (Fr.)	49	1.4
2020	Devon Dotson (So.)	63	2.1

TURNOVERS

THE KANSAS INDIVIDUAL RECORD FOR THE **MOST MINUTES PLAYED IN A GAME WITHOUT ONE SINGLE TURNOVER** IS 47 BY RAEF LAFRENTZ, WHO WENT ERRORLESS IN A DOUBLE-OVERTIME GAME AT MISSOURI ON FEB. 4, 1997.

THE KANSAS INDIVIDUAL SINGLE-GAME RECORD FOR TURNOVERS IS 11, TYSHAWN TAYLOR VS. DUKE, NOV. 23, 2011 AT THE MAUI INVITATIONAL IN LAHAINA, HAWAII.

2020-21 KANSAS BASKETBALL

BLOCKED SHOTS

2010-13
311
BLOCKS

JEFF
WITHEY

1992-95
258
BLOCKS

GREG
OSTERTAG

2008-10
253
BLOCKS

COLE
ALDRICH

2000-03
243
BLOCKS

NICK
COLLISON



JEFF WITHEY

CAREER RECORDS

BLOCKED SHOTS

Rk.	Player	Years	Blocks
1.	Jeff Withey	2010-13	311
2.	Greg Ostertag	1992-95	258
3.	Cole Aldrich	2008-10	253
4.	Nick Collison	2000-03	243
5.	Eric Chenowith	1998-2001	242
6.	Scot Pollard	1994-97	218
7.	Danny Manning	1985-88	200
8.	Udoka Azubuike	2017-20	172
9.	John Crawford	1978-81	155
10.	Sasha Kaun	2005-08	150
11.	Donnie Von Moore	1975, 77-78	141
12.	Raef LaFrentz	1995-98	138
	Greg Dreiling	1984-86	138
14.	Paul Mokeski	1976-79	136
15.	Jamari Traylor	2012-16	126
16.	B.J. Williams	1994-97	112
17.	Darrell Arthur	2007-08	109
18.	Drew Gooden	2000-02	107
19.	Patrick Richey	1991-94	106
20.	Markieff Morris	2009-11	103

MOST BLOCKED SHOTS/CONFERENCE CAREER

Rk.	Player	Years	Blocks
1.	Jeff Withey	2010-13	130
2.	Nick Collison	2000-03	129
3.	Greg Ostertag	1992-95	116
4.	Eric Chenowith	1998-2001	115
5.	Cole Aldrich	2008-10	89
6.	Udoka Azubuike	2017-20	88
7.	Scot Pollard	1994-97	74
8.	Sasha Kaun	2005-08	71

SEASON RECORDS

MOST BLOCKED SHOTS

Rk.	Player	Year	Blocks
1.	Jeff Withey	2013	146
2.	Jeff Withey	2012	140
3.	Cole Aldrich	2010	125
4.	Greg Ostertag	1994	97
5.	Cole Aldrich	2009	94
6.	Greg Ostertag	1995	91
7.	Scot Pollard	1996	84
8.	Nick Collison	2002	83
9.	Udoka Azubuike	2020	80
10.	Eric Chenowith	1999	78
11.	Nick Collison	2003	74
12.	Scot Pollard	1997	73
	Danny Manning	1988	73
14.	Joel Embiid	2014	72
15.	Eric Chenowith	1998	62

MOST BLOCKED SHOTS/CONFERENCE SEASON

Rk.	Player	Year	Blocks
1.	Jeff Withey	2012	65
2.	Jeff Withey	2013	56
3.	Udoka Azubuike	2020	54
	Cole Aldrich	2010	54
5.	Greg Ostertag	1994	47
6.	Nick Collison	2002	42
7.	Eric Chenowith	1999	41
8.	Joel Embiid	2014	39
9.	Greg Ostertag	1995	37
10.	Cole Aldrich	2009	35

HIGHEST BLOCKED SHOTS AVERAGE

Rk.	Player	Year	G	BS	Avg.
1.	Jeff Withey	2013	37	146	3.95
2.	Jeff Withey	2012	39	140	3.60
3.	Cole Aldrich	2010	36	125	3.47
4.	Greg Ostertag	1995	31	91	2.94
5.	Greg Ostertag	1994	35	97	2.77
6.	Cole Aldrich	2009	35	94	2.69
7.	Scot Pollard	1997	28	73	2.61
8.	Udoka Azubuike	2020	31	80	2.58
9.	Joel Embiid	2014	28	72	2.57
10.	Scot Pollard	1996	34	84	2.47

GAME RECORDS

MOST BLOCKED SHOTS

BS, Player	Year/Date	Opponent
12, Jeff Withey	11-26-13	San Jose State
10, Jeff Withey	3-23-12	North Carolina State
10, Cole Aldrich	3-22-09	Dayton
9, Jeff Withey	3-2-13	West Virginia
9, Jeff Withey	1-6-13	Temple
9, Jeff Withey	2-13-12	Kansas State
9, Jeff Withey	12-6-11	Long Beach State
8, Joel Embiid	1-18-14	Oklahoma State
8, Jeff Withey	1-23-12	Texas A&M
8, Greg Ostertag	12-7-94	Florida
8, Greg Ostertag	1-26-94	Oklahoma State
8, Rick Suttle	2-11-75	Kansas State
7, Udoka Azubuike	1-11-20	Baylor
7, Jeff Withey	11-20-13	St. Louis
7, Jeff Withey	3-22-13	Western Kentucky
7, Jeff Withey	3-31-12	Ohio State
7, Jeff Withey	2-11-12	Oklahoma State
7, Cole Aldrich	1-14-12	Iowa State
7, Eric Chenowith	1-25-10	Missouri
7, Nick Collison	3-1-03	Oklahoma State
7, Eric Chenowith	2-17-99	Kansas State
7, Eric Chenowith	12-19-98	Illinois
7, Eric Chenowith	12-17-98	DePaul
7, Scot Pollard	1-4-97	Kansas State
7, Greg Ostertag	2-26-94	Colorado
7, Greg Ostertag	11-17-93	Western Michigan
7, Danny Manning	12-20-87	Texas Tech
7, Danny Manning	1-20-87	Missouri
7, Paul Mokeski	11-29-78	Fairleigh Dickinson

By a Senior

12, Jeff Withey	11-26-13	San Jose State
-----------------	----------	----------------

By a Junior

10, Jeff Withey	3-23-12	North Carolina State
-----------------	---------	----------------------

By a Sophomore

10, Cole Aldrich	3-22-09	Dayton
------------------	---------	--------

By a Freshman

8, Joel Embiid	1-18-14	Oklahoma State
----------------	---------	----------------

MOST BLOCKED SHOTS/CONFERENCE

BS, Player	Date	Opponent
9, Jeff Withey	3-2-13	West Virginia
9, Jeff Withey	2-13-12	Kansas State
8, Joel Embiid	1-18-14	Oklahoma State
8, Greg Ostertag	1-26-94	Oklahoma State
8, Rick Suttle	2-11-78	Kansas State
7, Udoka Azubuike	1-11-20	Baylor
7, Jeff Withey	2-11-12	Oklahoma State
7, Jeff Withey	1-14-12	Iowa State
7, Cole Aldrich	1-25-10	Missouri
7, Nick Collison	3-1-03	Oklahoma State
7, Eric Chenowith	2-17-99	Kansas State
7, Scot Pollard	1-4-97	Kansas State
7, Greg Ostertag	2-26-94	Colorado
7, Danny Manning	1-20-87	Missouri

MOST BLOCKED SHOTS IN A HALF

BS (Half), Player	Date	Opponent
7 (1st), Jeff Withey	3-23-12	North Carolina State
6 (2nd), Jeff Withey	1-6-13	Temple
6 (2nd), Jeff Withey	11-26-12	San Jose State
6 (1st), Jeff Withey	11-26-12	San Jose State
6 (2nd), Jeff Withey	1-14-12	Iowa State
6 (2nd), Cole Aldrich	3-22-09	Dayton
5 - 18 Times, last, (1st) Joel Embiid	2-22-14	Texas

MOST BLOCKED SHOTS/CONFERENCE HALF

BS (Half), Player	Date	Opponent
6 (2nd), Jeff Withey	1-14-12	Iowa State
5 (2nd), Jeff Withey	3-2-13	West Virginia
5 (2nd), Jeff Withey	1-23-12	Texas A&M
5 (2nd), Cole Aldrich	2-8-10	Texas
5 (1st), Cole Aldrich	1-25-10	Missouri
5 (2nd), Drew Gooden	2-27-02	Kansas State
5 (1st), Nick Collison	2-25-01	Nebraska
5 (2nd), Nick Collison	2-23-00	Nebraska
5 (1st), Eric Chenowith	1-29-00	Iowa State
5 (2nd), Raef LaFrentz	1-26-97	Colorado
5 (2nd), Greg Ostertag	2-16-94	Oklahoma State

YEAR-BY-YEAR LEADERS

Year	Player	BS	Avg.
1975	Rick Suttle (Sr.)	59	2.2
1976	Herb Nobles (Jr.)	38	1.5
1977	Donnie Von Moore (Jr.)	51	1.8
1978	Paul Mokeski (Jr.)	54	1.9
1979	John Crawford (So.)	57	1.9
1980	Pekka Markkanen (Fr.)	41	1.4
1981	John Crawford (Sr.)	52	1.6
1982	David Magley (Sr.)	27	1.0
1983	Kelly Knight (Jr.)	35	1.2
1984	Greg Dreiling (So.)	38	1.2
1985	Pekka Markkanen (Fr.)	55	1.6
1986	Danny Manning (So.)	46	1.2
1987	Danny Manning (Jr.)	47	1.3
1988	Danny Manning (Sr.)	73	1.9
1989	Sean Alvarado (Sr.)	28	1.0
1990	Pekka Markkanen (Fr.)	38	1.1
1991	Alonzo Jamison/David Johanning (Jr.)	15	0.4/0.5
1992	Greg Ostertag (Fr.)	34	1.1
1993	Greg Ostertag (So.)	36	1.2
1994	Greg Ostertag (Jr.)	97	2.8
1995	Greg Ostertag (Sr.)	91	2.8
1996	Scot Pollard (Jr.)	84	2.5
1997	Scot Pollard (Sr.)	73	2.6
1998	Eric Chenowith (Fr.)	62	1.6
1999	Eric Chenowith (So.)	78	2.4
2000	Eric Chenowith (Jr.)	53	1.6
2001	Nick Collison (So.)	54	1.6
2002	Nick Collison (Jr.)	83	2.2
2003	Nick Collison (Sr.)	74	1.9
2004	David Padgett (Fr.)	43	1.4
2005	J.R. Giddens (So.)	22	0.7
2006	C.J. Giles (So.)	48	1.5
2007	Darrell Arthur (Fr.)	56	1.5
2008	Darrell Arthur (So.)	53	1.3
2009	Cole Aldrich (So.)	94	2.7
2010	Cole Aldrich (Jr.)	125	3.5
2011	Markieff Morris (Jr.)	43	1.1
2012	Jeff Withey (Jr.)	140	3.6
2013	Jeff Withey (Sr.)	146	3.9
2014	Joel Embiid (Fr.)	72	2.6
2015	Cliff Alexander/Jamari Traylor (Fr./Jr.)	37	1.3/1.1
2016	Jamari Traylor (Sr.)	33	0.9
2017	Josh Jackson (Fr.)	37	1.1
2018	Udoka Azubuike (So.)	60	1.7
2019	Dedric Lawson (Jr.)	38	1.1
2020	Udoka Azubuike (Sr.)	80	2.6

2020-21 KANSAS BASKETBALL

DOUBLE-DOUBLES/TRIPLE-DOUBLES

TEAM DOUBLE-DOUBLES

DOUBLE-DOUBLES/GAME

Date	Opponent	No.
12-5-70	Eastern Kentucky	4
2-11-19	TCU	3
1-9-13	Iowa State	3
12-28-02	California	3
2-11-02	Texas	3
1-9-02	Nebraska	3
11-20-00	Boise State	3
11-17-97	Rice	3
3-13-97	Jackson State	3
1-11-97	Baylor	3
11-26-93	Massachusetts	3

DOUBLE-DOUBLES/SEASON

Season	No.
2001-02	42
1996-97	38
2011-12	36
2002-03	34
2010-11	28

INDIVIDUAL SINGLE-SEASON

DOUBLE-DOUBLES

Player	Season	No.
Thomas Robinson	2012	27
Drew Gooden	2002	25
Dedric Lawson	2019	22
Cole Aldrich	2009	21
Raef LaFrentz	1997	21
Raef LaFrentz	1998	19
Dave Robisch	1970	19
Danny Manning	1987	18
Dave Robisch	1971	17
Udoka Azubuike	2020	16
Wayne Simien	2005	16
Nick Collison	2003	16
Cole Aldrich	2010	15
Danny Manning	1988	15
Josh Jackson	2017	13
Jeff Withey	2013	13
Markieff Morris	2011	13
Nick Collison	2002	12
Raef LaFrentz	1996	12
Roger Brown	1971	12

CONSECUTIVE DOUBLE-DOUBLES

Player	Season	No.
Drew Gooden	2002	7
Raef LaFrentz	1998	7
Thomas Robinson	2012 (1/11-11/30)	6
Thomas Robinson	2012 (2/22-3/8)	5
Wayne Simien	2005	5
Nick Collison	2003	5
Danny Manning	1988	5
Danny Manning	1987	5
Dedric Lawson	2019 (2/25-3/9)	4
Dedric Lawson	2019 (12/8-12/22)	4
Cole Aldrich	2010 (1/23-2/3)	4
Cole Aldrich	2009 (11/25-12/3)	4
Cole Aldrich	2009 (2/18-3/1)	4
Wayne Simien	2005	4
Eric Chenowith	1999	4
Raef LaFrentz	1997	4
Paul Pierce	1997	4

20-POINT GAMES

Player	Season	No.
Danny Manning	1988	30
Danny Manning	1987	26
Frank Mason III	2017	23

Dedric Lawson	2019	18
Paul Pierce	1998	18
Drew Gooden	2002	17
Raef LaFrentz	1998	17
Perry Ellis	2015	16
Wayne Simien	2005	15
Nick Collison	2003	15
Kirk Hinrich	2003	15
Raef LaFrentz	1997	15
Danny Manning	1986	15
Sherron Collins	2009	14
Wayne Simien	2004	14

CONSECUTIVE 20-POINT GAMES

Player	Season	No.
Danny Manning	1988	11
Raef LaFrentz	1997	9
Danny Manning	1987	8

30-POINT GAMES

Player	Season	No.
Danny Manning	1988	11
Danny Manning	1987	9
Ron Kellogg	1985	6
Frank Mason III	2017	3
Ben McLemore	2013	3
Paul Pierce	1998	3

14 with 2; last Lagerald Vick in 2019

10-REBOUND GAMES

Player	Season	No.
Thomas Robinson	2012	27
Drew Gooden	2002	25
Dedric Lawson	2019	22
Cole Aldrich	2009	22
Raef LaFrentz	1997	22
Raef LaFrentz	1998	19
Danny Manning	1987	18
Udoka Azubuike	2020	17
Wayne Simien	2005	16
Nick Collison	2003	16
Eric Chenowith	1999	16
Markieff Morris	2011	15
Cole Aldrich	2010	15
Danny Manning	1988	15
Jeff Withey	2013	14
Raef LaFrentz	1996	14

10-ASSIST GAMES

Player	Season	No.
Ryan Robertson	1998	8
Aaron Miles	2004	7
Jacque Vaughn	1996	7
Cedric Hunter	1986	7
Devonte' Graham	2018	6
Aaron Miles	2002	6
Kirk Hinrich	2001	6
Aaron Miles	2005	4
Aaron Miles	2003	4
Jacque Vaughn	1997	4
Jacque Vaughn	1995	4
Tom Kivisto	1974	4

INDIVIDUAL CAREER

DOUBLE-DOUBLES

Player	Seasons	No.
Raef LaFrentz	1995-98	56
Danny Manning	1985-88	45
Dave Robisch	1969-71	45
Drew Gooden	2000-02	44
Wayne Simien	2002-05	38
Cole Aldrich	2008-10	37

Nick Collison	2000-03	37
Thomas Robinson	2010-12	32
Udoka Azubuike	2017-20	22
Dedric Lawson	2019	22
Eric Chenowith	1998-01	21
Jeff Withey	2010-15	19
Marcus Morris	2009-11	19
Paul Mokeski	1976-79	18
Perry Ellis	2013-16	16
Scot Pollard	1994-97	16
Markieff Morris	2009-11	14
Kelly Knight	1980, 82-84	14
Herb Nobles	1976-77	14
Josh Jackson	2017	13
Greg Osterlag	1992-95	13
Mark Randall	1987, 89-91	13
Norm Cook	1974-76	13
Aaron Miles	2002-05	12
Danny Knight	1973-75	12
Paul Pierce	1996-98	11
Carl Henry	1983-84	11
Ken Koenigs	1975-78	11
Rick Suttle	1973-75	11

20-POINT GAMES

Player	Seasons	No.
Danny Manning	1985-88	78
Raef LaFrentz	1995-98	38
Wayne Simien	2002-05	32
Nick Collison	2000-03	31
Darnell Valentine	1978-81	30
Paul Pierce	1996-98	29
Perry Ellis	2013-16	28
Frank Mason III	2014-17	27
Drew Gooden	2000-02	26
Sherron Collins	2007-10	25
Carl Henry	1983-84	22

30-POINT GAMES

Player	Seasons	No.
Danny Manning	1985-88	22
Ron Kellogg	1983-86	7
Paul Pierce	1996-98	5
Wayne Simien	2002-05	4
Raef LaFrentz	1995-98	4

10-REBOUND GAMES

Player	Seasons	No.
Raef LaFrentz	1995-98	60
Danny Manning	1985-88	46
Drew Gooden	2000-02	45
Wayne Simien	2002-05	39
Nick Collison	2000-03	39
Cole Aldrich	2008-10	37
Thomas Robinson	2010-12	35
Eric Chenowith	1998-2001	35
Paul Mokeski	1976-79	28
Udoka Azubuike	2017-20	25
Landen Lucas	2014-17	24

10-ASSIST GAMES

Player	Seasons	No.
Aaron Miles	2002-05	21
Jacque Vaughn	1994-97	18
Cedric Hunter	1984-87	12
Ryan Robertson	1996-99	9
Devonte' Graham	2015-18	7
Kirk Hinrich	2000-03	6
Darnell Valentine	1978-81	6
Naadir Tharpe	2012-14	4
Tom Kivisto	1972-74	4

TRIPLE-DOUBLES

Jeff Withey's triple-double against San Jose State (16 points, 12 rebounds and a KU and Big 12-record 12 blocked shots) on Nov. 26, 2012, was the second official triple-double in school history. Cole Aldrich's triple-double against Dayton (13 points, 20 rebounds, 10 blocked shots) on March 22, 2009, is formally the first recorded in Kansas men's basketball history as blocked shots, assists and steals were not recorded at Kansas until the 1970s (and the NCAA until the 1980s). *Lawrence Journal-World* reporter Bill Mayer provided Kansas with two instances in which Jayhawk legend Wilt Chamberlain recorded triple-doubles. Additionally, the NCAA Final Four record book shows that KU great B.H. Born had an unofficial triple-double against Indiana in the 1953 NCAA Tournament.

KANSAS TRIPLE-DOUBLES

Jeff Withey vs. San Jose State (11-26-2012)
16 POINTS, 12 REBOUNDS, 12 BLOCKED SHOTS (at Allen Fieldhouse)

Cole Aldrich vs. Dayton (3-22-2009)
13 POINTS, 20 REBOUNDS, 10 BLOCKED SHOTS (NCAA Tournament, Minneapolis, Minn.)

Wilt Chamberlain vs. Colorado (3-9-1957)
40 POINTS, 13 REBOUNDS, 12 BLOCKED SHOTS (at Allen Fieldhouse)

Wilt Chamberlain vs. Marquette (12-8-1956)
39 POINTS, 22 REBOUNDS, 14 BLOCKED SHOTS (at Allen Fieldhouse)

B.H. Born vs. Indiana (3-18-1953)
26 POINTS, 15 REBOUNDS, 13 BLOCKED SHOTS
(NCAA Tournament championship game, Kansas City, Mo.)

KU OPPONENT TRIPLE-DOUBLES

Denzel Valentine, Michigan State (11-17-2016) - 29 points, 12 rebounds, 12 assists (at Chicago)
Earvin Johnson, Michigan State (2-4-1979) - 12 points, 10 rebounds, 11 assists (at East Lansing, Mich.)

FRESHMEN RECORDS

2014
597
POINTS

ANDREW WIGGINS

2017/1985
258
REBOUNDS

**JOSH JACKSON
DANNY MANNING**

2002
252
ASSISTS

AARON MILES

2014
72
BLOCKS

JOEL EMBIID



ANDREW WIGGINS

SEASON RECORDS

POINTS SCORED	Points
1. Andrew Wiggins (2014)	597
2. Ben McLemore (2013)	589
3. Josh Jackson (2017)	572
4. Danny Manning (1985)	496
5. Xavier Henry (2010)	483
6. Brandon Rush (2006)	444
7. Devon Dotson (2019)	442
8. Kerry Boagni (1983)	408
9. Paul Pierce (1996)	404
10. Darnell Valentine (1978)	392
11. Mario Chalmers (2006)	379
12. J.R. Giddens (2004)	374
13. Darrell Arthur (2007)	361
14. Jeff Boschee (1999)	361
15. Nick Collison (2000)	357
16. Sherron Collins (2007)	354
17. Raef LaFrentz (1995)	353

SCORING AVERAGE	PPG
1. Andrew Wiggins (2014)	17.1
2. Josh Jackson (2017)	16.3
3. Ben McLemore (2013)	15.9
4. Danny Manning (1985)	14.6
5. Kerry Boagni (1983)	14.1
6. Brandon Rush (2006)	13.5
7. Darnell Valentine (1978)	13.5
8. Xavier Henry (2010)	13.4
9. Devon Dotson (2019)	12.3
10. Paul Pierce (1996)	11.9

REBOUNDS	REB
1. Josh Jackson (2017)	258
2. Danny Manning (1985)	258
3. Drew Gooden (2000)	248
4. Nick Collison (2000)	234
5. Raef LaFrentz (1995)	231
6. Joel Embiid (2014)	227
7. Norm Cook (1974)	196
8. Brandon Rush (2006)	195
9. Ben McLemore (2013)	192
10. Eric Chenowith (1998)	191

REBOUND AVERAGE	RPG
1. Joel Embiid (2014)	8.1
2. Danny Manning (1985)	7.6
3. Drew Gooden (2000)	7.5
4. Raef LaFrentz (1995)	7.5
5. Josh Jackson (2017)	7.4
6. Nick Collison (2000)	6.9
7. Norm Cook (1974)	6.5
8. Paul Mokeski (1976)	6.4
9. Brandon Rush (2006)	5.9
10. Cliff Alexander (2015)	5.3
Wayne Simien (2002)	5.3
Paul Pierce (1996)	5.3

ASSISTS	AST
1. Aaron Miles (2002)	252
2. Jacque Vaughn (1994)	181
3. Mark Turgeon (1984)	138
4. Darnell Valentine (1978)	130
5. Devon Dotson (2019)	127
6. Mario Chalmers (2006)	127
7. Kirk Hinrich (2000)	123
8. Jeff Boschee (1999)	121
9. Sherron Collins (2007)	112
10. Adonis Jordan (1990)	109

BLOCKED SHOTS	Blocks
1. Joel Embiid (2014)	72
2. Eric Chenowith (1998)	62
3. Darrell Arthur (2007)	54
4. David Padgett (2004)	43
5. Julian Wright (2006)	42
6. Josh Jackson (2017)	37
7. Cliff Alexander (2015)	37
8. Cole Aldrich (2008)	34
9. Greg Ostertag (1992)	34
10. Danny Manning (1985)	34

STEALS	Steals
1. Mario Chalmers (2006)	89
2. Darnell Valentine (1978)	80
3. Aaron Miles (2002)	60
4. Josh Jackson (2017)	60
5. Danny Manning (1985)	58
6. Xavier Henry (2010)	54
7. Devon Dotson (2019)	49
8. Paul Pierce (1996)	44
9. Kelly Oubre Jr. (2015)	41
10. Andrew Wiggins (2014)	41

FIELD GOALS	FGM
1. Josh Jackson (2017)	220
2. Danny Manning (1985)	209
3. Ben McLemore (2013)	198
4. Andrew Wiggins (2014)	189
5. Kerry Boagni (1983)	171
6. Brandon Rush (2006)	170
7. Xavier Henry (2010)	162
8. Darrell Arthur (2007)	149
9. Devon Dotson (2019)	147
10. Nick Collison (2000)	145

FIELD GOAL ATTEMPTS	FGA
1. Josh Jackson (2017)	429
2. Andrew Wiggins (2014)	422
3. Ben McLemore (2013)	400
4. Danny Manning (1985)	369
5. Brandon Rush (2006)	359
6. Xavier Henry (2010)	354
7. Kerry Boagni (1983)	354
8. Paul Pierce (1996)	341
9. Jeff Boschee (1999)	322
10. Ricky Ross (1980)	320

FIELD GOAL PERCENTAGE	FG%
1. Joel Embiid (2014)	62.6
2. David McCormack (2019)	62.5
3. Jeff Guede (1987)	59.5
4. Cheick Diallo (2016)	56.9
5. Travis Releford (2009)	56.9
6. Cliff Alexander (2015)	56.6
7. Danny Manning (1985)	56.6
8. Julian Wright (2006)	56.4
9. Richard Scott (1991)	56.3
10. Carlton Bragg Jr. (2016)	56.1

FREE THROWS	FTM
1. Andrew Wiggins (2014)	176
2. Ben McLemore (2013)	120
3. Devon Dotson (2019)	115
4. Josh Jackson (2017)	98
5. Joel Embiid (2014)	98
6. Xavier Henry (2010)	90
7. Mario Chalmers (2006)	89
8. Paul Pierce (1996)	83
9. Kelly Oubre Jr. (2015)	79
10. Keith Langford (2002)	79

FREE THROW ATTEMPTS	FTA
1. Andrew Wiggins (2014)	227
2. Josh Jackson (2017)	173
3. Devon Dotson (2019)	147
4. Joel Embiid (2014)	143
5. Darnell Valentine (1978)	143
6. Ben McLemore (2013)	138
7. Paul Pierce (1996)	137
8. Xavier Henry (2010)	115
9. Mario Chalmers (2006)	113
10. Keith Langford (2002)	113

FREE THROW PERCENTAGE	FT%
1. Ben McLemore (2013)	87.0
2. Greg Gurely (1992)	80.0
3. Aaron Miles (2002)	79.3
4. Calvin Thompson (1983)	78.9
5. Mario Chalmers (2006)	78.8
6. Steve Woodberry (1991)	78.4
7. Xavier Henry (2010)	78.3
8. Devon Dotson (2019)	78.2
9. Andrew Wiggins (2014)	77.5
10. Ryan Robertson (1996)	77.0

3-POINT FIELD GOALS	3FG
1. Jeff Boschee (1999)	79
2. J.R. Giddens (2004)	74
3. Ben McLemore (2013)	73
4. Xavier Henry (2010)	69
5. Quentin Grimes (2019)	54
6. Brandon Rush (2006)	50
7. Billy Thomas (1995)	49
8. Mario Chalmers (2006)	48
9. Sherron Collins (2007)	47
10. Andrew Wiggins (2014)	43

3-POINT FIELD GOAL ATTEMPTS	3FGA
1. Jeff Boschee (1999)	222
2. J.R. Giddens (2004)	182
3. Ben McLemore (2013)	174
4. Xavier Henry (2010)	165
5. Quentin Grimes (2019)	159
6. Wayne Selden Jr. (2014)	128
7. Mario Chalmers (2006)	128
8. Andrew Wiggins (2014)	126
9. Billy Thomas (1995)	126
10. Sherron Collins (2007)	116

3-POINT FIELD GOAL PERCENTAGE	3FG%
1. Jeff Guede (1987)	57.1
2. Brandon Rush (2006)	47.2
3. Steve Woodberry (1991)	45.5
4. Ryan Robertson (1996)	45.2
5. Christian Braun (2020)	44.4
6. Ben McLemore (2013)	42.0
7. Xavier Henry (2010)	41.8
8. Patrick Richey (1991)	41.5
9. Kevin Pritchard (1987)	40.9
10. J.R. Giddens (2004)	40.7

MINUTES PLAYED	MIN
1. Ben McLemore (2013)	1,191
2. Devon Dotson (2019)	1,168
3. Andrew Wiggins (2014)	1,148
4. Danny Manning (1985)	1,120
5. Josh Jackson (2017)	1,077
6. Brandon Rush (2006)	1,047
7. Wayne Selden Jr. (2014)	1,022
8. Aaron Miles (2002)	1,017
9. Xavier Henry (2010)	990
10. Quentin Grimes (2019)	988

GAMES PLAYED	GP
1. Marcus Garrett (2018)	39
2. Eric Chenowith (1998)	39
3. Kenny Gregory (1998)	39
4. Sherron Collins (2007)	38
5. Ben McLemore (2013)	37
6. Perry Ellis (2013)	37
7. Keith Langford (2002)	37
8. Aaron Miles (2002)	37
9. Devon Dotson (2019)	36
10. Quentin Grimes (2019)	36
11. Kelly Oubre Jr. (2015)	36
12. Xavier Henry (2010)	36
13. Darrell Arthur (2007)	36
14. Kevin Pritchard (1987)	36

GAMES STARTED	GS
1. Ben McLemore (2013)	37
2. Wayne Selden Jr. (2014)	35
3. Andrew Wiggins (2014)	35
4. Devon Dotson (2019)	36
5. Quentin Grimes (2019)	36
6. Xavier Henry (2010)	36
7. Aaron Miles (2002)	36
8. Josh Jackson (2017)	35
9. Jacque Vaughn (1994)	35
10. Tyshawn Taylor (2009)	33
11. Brandon Rush (2006)	33
12. Nick Collison (2000)	33
13. Paul Pierce (1996)	33
14. Danny Manning (1985)	33

2020-21 KANSAS BASKETBALL

MISCELLANEOUS

GAMES PLAYED

MOST GAMES PLAYED/SEASON

Rk.	Player, Year	Games
1.	Cole Aldrich, 2008	40
	Darrell Arthur, 2008	40
	Darnell Jackson, 2008	40
	Sasha Kaun, 2008	40
	Russell Robinson, 2008	40
6.	39 Games, 24 Times (Last by Devonte' Graham, Svi Mykhailiuk, Malik Newman, Lagerald Vick and Marcus Garrett, 2018)	

MOST GAMES PLAYED/CAREER

Rk.	Player, Years	Games
1.	Danny Manning, 1985-88	147
2.	Tyshawn Taylor, 2009-12	146
3.	Frank Mason III, 2014-17	145
4.	Perry Ellis, 2013-16	144
5.	Jamari Traylor, 2013-16	143
	Sherron Collins, 2007-10	143
	Devonte' Graham, 2015-18	142
7.	Nick Collison, 2000-03	142
	Ryan Robertson, 1996-99	142
10.	Kirk Hinrich, 2000-03	141
11.	Nick Bradford, 1997-2000	140
12.	Eric Chenoweth, 1998-2001	139
	Kevin Pritchard, 1987-90	139
14.	Travis Releford, 2009-13	138
	Aaron Miles, 2002-05	138
	Steve Woodberry, 1991-94	138
17.	Jeff Boschee, 1999-2002	137
	Billy Thomas, 1995-98	137
	Richard Scott, 1991-94	137
	Adonis Jordan, 1990-93	137
21.	Sviatoslav Mykhailiuk, 2015-18	136
	Keith Langford, 2002-05	136
	Kenny Gregory, 1998-2001	136
	B.J. Williams, 1994-97	136
25.	Elijah Johnson, 2010-13	135
	Sasha Kaun, 2005-08	135

NCAA TOURNAMENT GAMES PLAYED/CAREER

Rk.	Player, Years	Games
1.	Keith Langford, 2002-05	16
	Aaron Miles, 2002-05	16
	Nick Collison, 2000-03	16
	Kirk Hinrich, 2000-03	16
	Richard Scott, 1991-94	16
	Steve Woodberry, 1991-94	16
	Danny Manning, 1985-88	16
	Chris Piper, 1985-88	16
9.	Devonte' Graham, 2015-18	15
	Sviatoslav Mykhailiuk, 2015-18	15
	Tyshawn Taylor, 2009-12	15
	Sherron Collins, 2007-10	15
	Patrick Richey, 1991-94	15
	Adonis Jordan, 1990-93	15
15.	Elijah Johnson, 2010-13	14
	Sean Pearson, 1993-96	14
	Mike Maddox, 1988-91	14

GAMES STARTED

MOST GAMES STARTED/SEASON

Rk.	Player, Year	Starts
1.	Russell Robinson, 2008	40
2.	Devonte' Graham, 2018	39
	Sviatoslav Mykhailiuk, 2018	39
	Thomas Robinson, 2012	39
	Jeff Withey, 2012	39
	Darrell Arthur, 2008	39
	Greg Dreiling, 1986	39
	Cedric Hunter, 1986	39
	Danny Manning, 1986	39
	Calvin Thompson, 1986	39
11.	Perry Ellis, 2016	38
	Frank Mason III, 2016	38
	Tyshawn Taylor, 2012	38
	Elijah Johnson, 2012	38
	Travis Releford, 2012	38
	Tyrel Reed, 2011	38
	Mario Chalmers, 2008	38
	Brandon Rush, 2007	38
	Nick Collison, 2003	38
	Keith Langford, 2003	38
	Aaron Miles, 2003	38
	Paul Pierce, 1998	38
	Ryan Robertson, 1998	38
	Danny Manning, 1988	38
	Ron Kellogg, 1986	38
26.	Wayne Selden Jr., 2016	37
	Elijah Johnson, 2013	37
	Ben McLemore, 2013	37
	Travis Releford, 2013	37
	Jeff Withey, 2013	37
	Mario Chalmers, 2007	37
	Julian Wright, 2007	37
	Kirk Hinrich, 2003	37
	Jeff Boschee, 2002	37



RUSSELL ROBINSON

MOST GAMES STARTED/CAREER

Rk.	Player, Years	Starts
1.	Danny Manning, 1985-88	146
2.	Aaron Miles, 2002-05	137
3.	Jeff Boschee, 1999-2002	132
4.	Raef LaFrentz, 1995-98	131
5.	Nick Collison, 2000-03	130
6.	Kevin Pritchard, 1987-90	129
7.	Tyshawn Taylor, 2009-12	127
8.	Jacque Vaughn, 1994-97	125
9.	Kirk Hinrich, 2000-03	118
10.	Tony Guy, 1979-82	115
11.	Darnell Valentine, 1978-81	114
12.	Frank Mason III, 2014-17	113
13.	Devonte' Graham, 2015-18	111
14.	Perry Ellis, 2013-16	109

CONSECUTIVE GAMES STARTED/CAREER

Rk.	Player, Years	Starts
1.	Danny Manning, 1985-88	141
2.	Raef LaFrentz, 1995-98	116
3.	Frank Mason III, 2014-17	110
	Aaron Miles, 2002-05	110
5.	Wayne Selden Jr., 2014-16	101
6.	Jacque Vaughn, 1994-97	100
7.	Keith Langford, 2002-05	98
8.	Cedric Hunter, 1984-87	89
9.	Jo Jo White, 1966-69	84
10.	Devonte' Graham, 2015-18	82
11.	Greg Dreiling, 1984-86	78
12.	Kirk Hinrich, 2000-03	73
13.	Perry Ellis, 2013-16	72
	Jeff Withey, 2010-13	72
	Tony Guy, 1979-82	72
	Nolen Ellison, 1961-63	72
	Bill Bridges, 1959-61	72

MINUTES PLAYED

MOST MINUTES PLAYED/SEASON

Rk.	Player, Year	Minutes
1.	Devonte' Graham, 2018	1,474
2.	Sviatoslav Mykhailiuk, 2018	1,346
3.	Danny Manning, 1988	1,336
4.	Tyshawn Taylor, 2012	1,303
5.	Frank Mason III, 2017	1,301
6.	Lagerald Vick, 2018	1,289
7.	Frank Mason III, 2016	1,272
8.	Devonte' Graham, 2017	1,269
9.	Danny Manning, 1986	1,256
10.	Elijah Johnson, 2012	1,254
11.	Travis Releford, 2013	1,252
12.	Danny Manning, 1987	1,249
13.	Keith Langford, 2003	1,246
14.	Kirk Hinrich, 2003	1,241
15.	Thomas Robinson, 2012	1,240
16.	Devonte' Graham, 2016	1,238
17.	Malik Newman, 2018	1,234
	Brandon Rush, 2007	1,234
19.	Nick Collison, 2003	1,232
20.	Sherron Collins, 2009	1,229

MOST MINUTES PLAYED/CAREER

Rk.	Player, Years	Minutes
1.	Danny Manning, 1985-88	4,961
2.	Devonte' Graham, 2015-18	4,498
3.	Frank Mason III, 2014-17	4,347
4.	Kirk Hinrich, 2000-03	4,187
5.	Jeff Boschee, 1999-2002	4,109
6.	Sherron Collins, 2007-10	4,071
7.	Tyshawn Taylor, 2009-12	4,039
8.	Kevin Pritchard, 1987-90	3,982
9.	Tony Guy, 1979-82	3,911
10.	Darnell Valentine, 1978-81	3,906

FOULS/DISQUALIFICATIONS

MOST PERSONAL FOULS/SEASON

Rk.	Player, Year	Fouls
1.	Chris Piper, 1987	123
2.	Danny Manning, 1985	122
3.	Greg Dreiling, 1986	121
	Danny Manning, 1986	121
5.	Darrell Arthur, 2008	118
6.	Landen Lucas, 2017	117
	Jeff Graves, 2003	117
8.	Danny Manning, 1987	116
	Ken Koenigs, 1977	116
10.	Danny Manning, 1988	114

MOST PERSONAL FOULS/CAREER

Rk.	Player, Years	Fouls
1.	Danny Manning, 1985-88	473
2.	Darnell Valentine, 1978-81	414
3.	Nick Collison, 2000-03	413
4.	Richard Scott, 1991-94	395
5.	Eric Chenoweth, 1998-2001	392
6.	Calvin Thompson, 1983-86	360
7.	Kevin Pritchard, 1987-90	358
8.	Ken Koenigs, 1975-78	351
9.	Scot Pollard, 1994-97	339
10.	Greg Dreiling, 1984-86	337

MOST DISQUALIFICATIONS/SEASON

Rk.	Player, Year	DOs
1.	Vernon Vanoy, 1967	16
2.	Ken Koenigs, 1976	14
3.	Roger Brown, 1971	11
4.	Chris Piper, 1987	10
	Ken Koenigs, 1977	10
6.	Herb Nobles, 1977	9
	Walter Wesley, 1965	9
8.	Eric Pauley, 1992	8
	Clint Johnson, 1978	8
	Paul Mokeski, 1978	8
	Clint Johnson, 1977	8
	Norm Cook, 1975	8

MOST DISQUALIFICATIONS/CAREER

Rk.	Player, Years	DOs
1.	Ken Koenigs, 1975-78	32
2.	Paul Mokeski, 1976-79	25
3.	Darnell Valentine, 1978-81	23
4.	Vernon Vanoy, 1967-68	22
5.	Danny Manning, 1985-88	21
	Roger Brown, 1969-71	21
7.	Nick Collison, 2000-03	19
8.	Norm Cook, 1974-76	18
9.	Greg Dreiling, 1984-86	15
	Herb Nobles, 1976-77	15
11.	Kirk Hinrich, 2000-03	14
	Richard Scott, 1991-94	14
	Chris Piper, 1985-88	14
	Clint Johnson, 1975-78	14

LARGEST VICTORY MARGINS

Rk.	Score	Margin	Opponent	Date
1.	115-45	70	Brown	1-3-89
2.	140-72	68	Oral Roberts	1-14-93
3.	98-31	67	Alcorn State	12-2-09
	132-65	67	Elizabeth City State	1-18-90
5.	122-58	64	UMBC	11-23-91
6.	134-73	61	Niagara	1-9-97
7.	68-8	60	Washington (Mo.)	2-8-13
8.	109-51	58	Texas Tech	3-3-08
	110-52	58	Prairie View A&M	3-13-98
	107-49	58	Brown	1-2-97
11.	98-41	57	Ohio	11-26-10
	104-47	57	Montana State	11-27-76
13.	94-38	56	Pomona-Pitzer	12-1-87
	121-65	56	Central Missouri State	11-28-77
	102-46	56	Nebraska	2-8-58
16.	112-57	55	Monmouth	11-15-19
	103-48	55	Pittsburg State	12-18-95
	150-95	55	Kentucky	12-9-89
	103-48	55	Tennessee-Martin	12-4-89
	102-47	55	Rollins	12-30-80
21.	100-46	54	UMKC	1-4-03
	100-46	54	Cornell	1-2-96
23.	92-39	53	Nebraska	2-17-07
	111-58	53	Hawai'i Loa	12-28-90
25.	102-50	52	Emporia State	12-4-97
	103-51	52	Rider	12-15-90
27.	123-72	51	Chaminade	11-23-16
	94-43	51	Winston-Salem State	12-19-06
	97-46	51	UMBC	1-10-91
	112-61	51	Pacific Lutheran	12-7-88
	102-51	51	New Mexico State	12-7-65
	63-12	51	William Jewell	1-16-1909
33.	94-44	50	Central Arkansas	11-19-09
	109-59	50	Northern Arizona	12-12-88
	65-15	50	Fairmount*	2-18-1908
	56-6	50	Kansas City YMCA	2-10-1906

*now Wichita State

LARGEST VICTORIES/ALLEN FIELDHOUSE

Rk.	Score	Margin	Opponent	Date
1.	115-45	70	Brown	1-3-89
2.	140-72	68	Oral Roberts	1-14-93
3.	98-31	67	Alcorn State	12-2-09
	132-65	67	Elizabeth City State	1-18-90
5.	122-58	64	UMBC	11-23-91
6.	134-73	61	Niagara	1-9-97
7.	109-51	58	Texas Tech	3-3-08
	107-49	58	Brown	1-2-97
9.	104-47	57	Montana State	11-27-77
10.	94-38	56	Pomona-Pitzer	12-1-87
	121-65	56	Central Missouri State	11-28-77
	102-46	56	Nebraska	2-8-58
13.	112-57	55	Monmouth	11-15-19
	103-48	55	Pittsburg State	12-18-95
	150-95	55	Kentucky	12-9-89
	103-48	55	Tennessee-Martin	12-4-89
	102-47	55	Rollins	12-30-80
18.	100-46	54	Cornell	1-2-96
19.	92-39	53	Nebraska	2-17-07
20.	102-50	52	Emporia State	12-4-97
	103-51	52	Rider	12-15-90
22.	94-43	51	Winston-Salem State	12-19-06
	97-46	51	UMBC	1-10-91
	112-61	51	Pacific Lutheran	12-7-88
	102-51	51	New Mexico State	12-7-65
26.	94-44	50	Central Arkansas	11-19-09
	109-59	50	Northern Arizona	12-12-88
28.	111-62	49	Colorado	1-7-98
	103-54	49	Wichita State	1-6-93
30.	102-54	48	Chaminade	11-23-05
	100-52	48	Xavier (Ohio)	12-3-66
32.	99-52	47	UMKC	1-5-11
	94-47	47	Baylor	1-28-98
	103-56	47	Rollins	1-30-93

WORST DEFEATS

Rk.	Score	Margin	Opponent	Date
1.	48-8	(40)	Nebraska	3-2-1900
2.	100-63	(37)	Kentucky	12-23-74
3.	86-53	(33)	Oklahoma State	2-7-2000
4.	72-40	(32)	Kentucky	11-18-2014
5.	84-53	(31)	Wake Forest	12-7-2000
	41-10	(31)	Missouri	2-28-1916
7.	99-69	(30)	Missouri	1-17-76
	115-85	(30)	Kentucky	12-6-69
9.	62-91	(29)	Texas Tech	2-23-19
	68-39	(29)	Kentucky	12-16-50
	38-9	(29)	Kansas State	2-2-1917
12.	123-95	(28)	Oklahoma	1-18-89
	97-69	(28)	Oklahoma	12-29-71
	49-21	(28)	Nebraska	3-1-1912
15.	96-69	(27)	Kansas State	1-20-79
	90-63	(27)	Kentucky	12-11-76
	63-36	(27)	Kansas State	2-24-49

OVERTIMES

ALL-TIME OVERTIME RECORD

	HOME	ROAD	NEUTRAL	TOTAL
Record In Single Overtimes	29-14	26-30	9-5	64-49
Record In Double Overtimes	1-1	5-5	0-0	6-6
Record In Triple Overtimes	1-0	0-1	0-1	1-2
Record In Four Overtimes	0-0	0-1	1-0	1-1
All-Time Overtime Record	31-15	31-37	10-6	72-58

THREE-OVERTIME GAMES (3)

Jan. 4, 2016 vs. Oklahoma W, 109-106 at Lawrence
 Feb. 4, 1981 vs. Oklahoma State L, 73-76 at Stillwater, Okla.
 March 23, 1957 vs. North Carolina L, 53-54 at Kansas City, Mo. (NCAA Finals)

FOUR-OVERTIME GAMES (2)

Feb. 15, 1965 vs. Oklahoma State L, 64-68 at Stillwater, Okla.
 Dec. 29, 1962 vs. Kansas State W, 90-88 at Kansas City, Mo.

MOST CONSECUTIVE OVERTIME GAMES PLAYED (2)

Seven Times: 1970-71, 1976-77, 1986-87, 1996-97, 2004-05, 2009-10, 2018-19

OVERTIME HIGHS/LOWS

(since 1988-89 only)

TEAM

Most Points in An Overtime Period 22 vs. Nebraska at Lawrence, Feb. 1, 1997 (KU, 82-77)

Most Points in An Overtime Period/Opponent 18 by Temple at E. Rutherford, N.J.,
 Dec. 22, 1995 (Temple, 75-66)

Most Points in An Overtime Period/Both Teams 39 vs. Nebraska at Lawrence, Feb. 1, 1997 (KU, 82-77)

Most Points in Multiple Overtimes 32 vs. Oklahoma at Lawrence, Jan. 4, 2016 (3OT) (KU 109, OU 106)

Most Points in Multiple Overtimes/Opponents 29 vs. Oklahoma at Lawrence, Jan. 4, 2016 (3OT) (KU 109, OU 106)

Largest Margin Of Victory In An Overtime Game

. 12 (108-96), at Iowa State, Feb. 25, 2013
 12 (92-80), at Missouri, Jan. 13, 1992

Largest Margin Of Defeat In An Overtime Game

. 8 (66-74), vs. Temple at E. Rutherford, N.J., Dec. 22, 1995
 8 (72-80), vs. Iowa State at Kansas City, Mo., March 11, 1995

INDIVIDUAL

Most Points in Multiple Overtimes

. 12, Elijah Johnson at Iowa State, Feb. 25, 2013 (OT)
 12, Raef LaFrentz at Missouri, Feb. 4, 1997 (2OT)

Most Points in An Overtime Period 13, Malik Newman vs. Duke, March 25, 2018

Most Points in Multiple Overtimes/Opponent

. 13, Buddy Hield of Oklahoma at Lawrence, Jan. 4, 2016 (3OT)
 10, Jordan Woodard of Oklahoma at Lawrence, Jan. 4, 2016 (3OT)

Most Points in An Overtime Period/Opponent

. 9, Tyronn Lue of Nebraska at Lawrence, Feb. 1, 1997
 9, Damon Bailey of Indiana at Lawrence, Dec. 22, 1993

WORST DEFEATS/ALLEN FIELDHOUSE

Worst Defeats/Allen Fieldhouse

Rk.	Score	Margin	Opponent	Date
1.	91-66	(25)	Missouri	2-1-89
2.	89-65	(24)	Iowa State	3-10-75
	70-46	(24)	Kansas State	2-22-64
4.	72-50	(22)	Kentucky	12-10-83
5.	56-37	(19)	Oklahoma State	2-24-62
	91-72	(19)	Kansas State	2-7-62
7.	91-74	(17)	Arizona	1-25-03
	72-55	(17)	Indiana	12-5-72
9.	79-63	(16)	Missouri	2-27-73
	73-57	(16)	Colorado	1-5-63
11.	64-49	(15)	Long Beach State	1-25-93
	64-49	(15)	Cincinnati	12-15-62

22

MOST POINTS IN AN OVERTIME PERIOD

VS. NEBRASKA AT LAWRENCE, FEB. 1, 1997 (KU, 82-77)

13

MOST INDIVIDUAL POINTS IN AN OVERTIME PERIOD

13, MALIK NEWMAN VS. DUKE, MARCH 25, 2018

2020-21 KANSAS BASKETBALL OPPONENT RECORDS

INDIVIDUAL

POINTS SCORED

48 Lindsey Hunter, Jackson State
..... at Honolulu, Dec. 27, 1992

PTS BY TWO PLAYERS (COMBINED)

73 Buddy Hield (46) and
Jordan Woodard (27), Oklahoma
..... at Lawrence, Jan. 4, 2016
73 Glenn Robinson (44) and
Cuonzo Martin (29), Purdue
..... at Knoxville, March 24, 1994 (NCAA Tournament)

FIELD GOALS

19 Oscar Robertson, Cincinnati
..... at Manhattan, March 12, 1960 (NCAA Tournament)

FIELD GOALS/CONFERENCE

17 Mike Wroblewski, Kansas State
..... at Lawrence, Feb. 7, 1962

FIELD GOAL PERCENTAGE

(Minimum 10 attempts)

90.9 (10-11) Eric Paschall, Villanova
..... at San Antonio, March 31, 2018 (Final Four)

FREE THROWS

19 Reid Travis, Stanford
..... at Lawrence, Dec. 3, 2016

FREE THROW ATTEMPTS

22 Reid Travis, Stanford
..... at Lawrence, Dec. 3, 2016

FREE THROW PERCENTAGE

(Minimum 10 attempts)

100.0 (18-18) Rayford Young, Texas Tech
..... at Lubbock, Feb. 13, 1999

3-POINT FIELD GOALS

11 Randy Rutherford, Oklahoma State
..... at Lawrence, March 5, 1995
11 Lindsey Hunter, Jackson State
..... at Honolulu, Dec. 27, 1992

3-POINT FIELD GOALS/CONFERENCE

11 Randy Rutherford, Oklahoma State
..... at Lawrence, March 5, 1995

3-POINT FIELD GOAL ATTEMPTS

26 Lindsey Hunter, Jackson State
..... at Honolulu, Dec. 27, 1992

3-POINT FIELD GOAL ATTEMPTS/CONFERENCE

19 Randy Rutherford, Oklahoma State
..... at Lawrence, March 5, 1995

3-POINT FIELD GOAL PERCENTAGE

(Minimum 5 attempts)

100.0 (5-5) Marial Shayok, Iowa State
..... at Ames, Jan. 5, 2019
100.0 (5-5) Desmond Mason, Oklahoma State
..... at Stillwater, Feb. 7, 2000

REBOUNDS

27 Bob Nordman, Saint Louis
..... at Saint Louis, Dec. 22, 1959

REBOUNDS/CONFERENCE

22 Chuck Duncan, Iowa State
..... at Lawrence, Feb. 8, 1995

ASSISTS

15 Jawun Evans, Oklahoma State
..... at Stillwater, March 4, 2017

TURNOVERS

15 James Eaton, Elizabeth City State
..... at Lawrence, Jan. 18, 1990

BLOCKED SHOTS

8 Mohamed Bamba, Texas
..... at Austin, Dec. 29, 2017
8 Jordan Bell, Oregon
..... at Kansas City, Mo., March 25, 2017
..... (NCAA Tournament)
8 Shane Battier, Duke
..... at Winston-Salem, N.C., March 19, 2000
..... (NCAA Tournament)

STEALS

7 Three times
..... last at Lawrence, Feb. 26, 2000 (Terry Black, Baylor)

MINUTES PLAYED (SINCE 1975)

51 Buddy Hield, Oklahoma
..... at Lawrence, Jan. 4, 2016 (triple-overtime game)

TEAM

POINTS SCORED

123 Oklahoma
..... at Norman, Jan. 18, 1989 (123-95)

POINTS SCORED/CONFERENCE

123 Oklahoma
..... at Norman, Jan. 18, 1989 (123-95)

POINTS SCORED/SINGLE HALF

63 (2nd) Oklahoma
..... at Norman, Jan. 18, 1989

FEWEST POINTS

3 William Jewell
..... at Liberty, April 3, 1899 (19-3)

FEWEST POINTS/CONFERENCE

8 Iowa State
..... at Ames, Jan. 9, 1925 (28-8)

FIELD GOALS

50 Oklahoma
..... at Norman, Jan. 18, 1989

FIELD GOALS/CONFERENCE

50 Oklahoma
..... at Norman, Jan. 18, 1989

FEWEST FIELD GOALS/CONFERENCE

OPPONENTS' 100-POINT GAMES

SCORE (KU/OPP)	OPPONENT	DATE
99-103	vs. Indiana*	11-11-16
109-106	vs. Oklahoma***	1-4-16
110-103	at Texas*	2-11-02
78-100	at Oklahoma	2-27-90
77-102	at Duke	2-18-89
95-123	at Oklahoma	1-18-89
81-100	vs. Iowa%	11-28-87
86-103	at Arkansas	12-6-86
84-103	at Oklahoma	1-31-84
63-100	vs. Kentucky#	12-23-74
85-115	at Kentucky	12-6-69

* Overtime; # at Louisville, Ky.; % at Maui, Hawaii; ^ at Honolulu, Hawaii

2 Iowa State
..... at Ames, Jan. 9, 1925 (28-8)

FIELD GOAL ATTEMPTS

88 Oklahoma
..... at Lawrence, Jan. 4, 2016 (3OT)

FIELD GOAL ATTEMPTS/CONFERENCE

88 Oklahoma
..... at Lawrence, Jan. 4, 2016 (3OT)

FIELD GOAL PERCENTAGE

74.4 Pepperdine
..... at Mailbu, Dec. 27, 1979

FREE THROWS

38 Oklahoma State
..... at Stillwater, March 4, 1972

FREE THROWS/CONFERENCE

38 Oklahoma State
..... at Stillwater, March 4, 1972

FREE THROWS/NONCONFERENCE

37 Oklahoma City
..... at Lawrence, Jan. 16, 1971

FEWEST FREE THROWS

0 Topeka YMCA
..... at Topeka, March 8, 1899

FREE THROW ATTEMPTS

52 Missouri
..... at Lawrence, Jan. 9, 1954

3-POINT FIELD GOALS

18 Villanova
..... at San Antonio, March 31, 2018 (Final Four)
18 Iowa State
..... at Lawrence, Feb. 4, 2017
18 Nebraska
..... at Lincoln, Feb. 24, 2002

3-POINT FIELD GOAL ATTEMPTS

41 Iowa State
..... at Ames, Feb. 25, 2013

3-POINT FIELD GOAL PERCENTAGE

77.8 (7-9) Massachusetts
..... at Lawrence, Dec. 10, 1997

3-POINT FIELD GOAL PERCENTAGE/CONFERENCE

75.0 (9-12) Kansas State
..... at Lawrence, Jan. 30, 1988

REBOUNDS

62 Saint Louis
..... at Lawrence, Nov. 30, 1968

REBOUNDS/CONFERENCE

58 Missouri
..... at Columbia, Feb. 16, 1957

ASSISTS

29 Nebraska
..... at Lincoln, Jan. 8, 1990

BLOCKED SHOTS*

14 Kentucky
..... at Indianapolis, Ind., Nov. 18, 2014

STEALS*

18 South Carolina State
..... at Lawrence, Dec. 15, 2001

TURNOVERS

34 Marquette
..... at Lawrence, Dec. 1, 1990

FOULS

38 Oklahoma
..... at Kansas City, Dec. 29, 1953

FOULS/CONFERENCE

35 Colorado
..... at Lawrence, Jan. 31, 1995

FEWEST FOULS

0 Kansas State
..... 1915

*Since 1988-89 unless indicated

INDIVIDUAL SCORING BY AN OPPONENT/SINGLE-GAME (*OVERTIME)

PTS	PLAYER	SCHOOL	DATE	SITE	KU RESULT
48	Lindsey Hunter	Jackson State	Dec. 27, 1992	Honolulu, Hawaii	W, 93-85
46	Buddy Hield	Oklahoma	Jan. 4, 2016	Lawrence, Kan.	W, 109-106
46	Mike Wroblewski	Kansas State	Feb. 7, 1962	Lawrence, Kan.	L, 72-91
45	Randy Rutherford	Oklahoma State	March 5, 1995	Lawrence, Kan.	W, 78-62
44	Glenn Robinson	Purdue	March 24, 1994	Knoxville, Tenn.	L, 78-83
43	Anthony Peeler	Missouri	March 8, 1992	Lawrence, Kan.	W, 97-89
43	Oscar Robertson	Cincinnati	March 12, 1960	Manhattan, Kan.	L, 71-82
42	Craig Brackins	Iowa State	Jan. 24, 2009	Ames, Iowa	W, 82-67
41	Rayford Young	Texas Tech	Feb. 13, 1999	Lubbock, Texas	L, 84-90
40	Thomas Gardner	Missouri	Jan. 16, 2006	Columbia, Mo.	L, 86-89
39	Michael Beasley	Kansas State	March 1, 2008	Lawrence, Kan.	W, 88-74
39	Chuck Gardner	Colorado	March 7, 1966	Lawrence, Kan.	W, 85-65
38	Jacob Pullen	Kansas State	Feb. 14, 2011	Manhattan, Kan.	L, 68-84
38	Jeff Ruland	Iona	Feb. 7, 1980	New York, N.Y.	L, 77-81
38	Kim Anderson	Missouri	Feb. 9, 1977	Columbia, Mo.	L, 79-87
38	Tom Russell	Nebraska	Feb. 21, 1962	Lincoln, Neb.	W, 73-70
38	Dick Knostman	Kansas State	Dec. 30, 1952	Kansas City, Mo.	L, 87-93
37	Ben Woodside	North Dakota State	March 20, 2009	Minneapolis, Minn.	W, 84-74
37	Kevin Durant	Texas	March 11, 2007	Oklahoma City, Okla.	W, 88-84*
37	Arthur Johnson	Missouri	March 7, 2004	Columbia, Mo.	W, 84-82
37	Chuck Duncan	Iowa State	Feb. 8, 1955	Lawrence, Kan.	L, 59-77
36	Dedric Willoughby	Iowa State	Feb. 9, 1997	Ames, Iowa	W, 69-62
36	Damon Bailey	Indiana	Dec. 22, 1993	Lawrence, Kan.	W, 86-83*
36	Kenny Walker	Kentucky	Dec. 31, 1984	Louisville, Ky.	L, 89-92
36	Hercle Ivy	Iowa State	Jan. 22, 1975	Ames, Iowa	L, 81-96
36	Jim McDaniels	W. Kentucky	March 27, 1971	Houston, Texas	L, 75-77
36	Fritz Schneider	Kansas State	March 6, 1956	Lawrence, Kan.	L, 68-79



BRANDON RUSH

2020-21 KANSAS BASKETBALL WIN STREAKS/ATTENDANCE



3
**MOST CONSECUTIVE
100-POINT GAMES**
DEC. 15, 22, 28, 1990

36
**LONGEST WINNING STREAK ON
THE ROAD**
FROM FEB. 20, 1924 TO FEB. 28, 1927

KANSAS' LONGEST WINNING STREAKS

G	Began	Ended	Team To End Streak	Site
23	.3/6/35	.3/26/36	# Utah State, 42-37	Kansas City, Mo.
22	.11/22/96	.2/4/97	Missouri, 96-94 (2 OT)	Columbia, Mo.
21	.12/26/70	.3/25/71	\$ UCLA, 68-60	Houston, Texas
20	.11/9/07	.1/26/08	Kansas State, 84-75	Manhattan, Kan.
19	.11/15/89	.1/20/90	Missouri, 95-87	Columbia, Mo.
18	.11/15/16	.1/25/17	West Virginia, 69-85	Morgantown, W.Va.
18	.11/15/12	.2/2/13	Oklahoma State, 85-80	Lawrence, Kan.
18	.11/12/10	.1/22/11	Texas, 74-63	Lawrence, Kan.
18	.1/23/26	.1/15/27	Iowa State, 15-12	Lawrence, Kan.
16	.1/14/20	.11/26/20	Gonzaga, 102-90	Lawrence, Kan.
16	.2/27/08	.11/25/08	Syracuse, 89-81 (OT)	Kansas City, Mo.
16	.1/15/02	.3/10/02	Oklahoma, 64-55	Kansas City, Mo.
16	.2/1/85	.3/29/86	\$ Duke, 71-67	Dallas, Texas
16	.2/16/98	.1/26/99	Kansas State, 81-64	Manhattan, Kan.
15	.2/2/52	.4/1/52	# Peoria, 62-60	New York, N.Y.
14	.11/13/09	.1/10/10	Tennessee, 76-68	Knoxville, Tenn.
14	.2/7/07	.3/24/07	\$ UCLA, 68-55	San Jose, Calif.
14	.11/19/04	.1/19/05	Villanova, 83-62	Philadelphia, Pa.
14	.1/24/98	.3/15/98	\$ Rhode Island, 80-75	Oklahoma City, Okla.
13	.1/13/10	.2/27/10	Oklahoma State, 85-77	Stillwater, Okla.
13	.11/20/01	.1/12/02	UCLA, 87-77	Los Angeles, Calif.
13	.1/22/25	.1/11/26	Washington (Mo.), 25-18	Lawrence, Kan.
12	.1/2/96	.2/10/96	Missouri, 77-73	Columbia, Mo.
12	.12/14/93	.1/17/94	Kansas State, 66-64	Lawrence, Kan.
12	.12/7/68	.1/11/69	Missouri, 47-46	Columbia, Mo.
12	.12/3/56	.1/14/57	Iowa State, 39-37	Ames, Iowa
12	.12/26/42	.1/23/43	Camp Crowder, 35-31	Neosho, Mo.
12	.1/16/33	.12/14/34	Kansas State, 39-35 (OT)	Lawrence, Kan.

KANSAS' LONGEST HOMECOURT WINNING STREAKS

G	Began	Ended	Court	Team To End Streak
69*	.2/7/07	.1/22/11	Allen Fieldhouse	Texas, 74-63
62	.2/26/94	.12/8/98	Allen Fieldhouse	Iowa, 85-81
55*	.3/3/84	.1/30/88	Allen Fieldhouse	Kansas State, 72-61
51	.1/11/14	.2/1/17	Allen Fieldhouse	Iowa State, 92-89 (OT)
33	.1/29/11	.2/2/13	Allen Fieldhouse	Oklahoma State, 85-80
33	.3/7/51	.1/4/55	Hoch Auditorium	Missouri, 76-65
33	.1/24/1908	.2/4/1911	Robinson Gymnasium	Nebraska, 36-27
28	.2/6/18	.1/11/2020	Allen Fieldhouse	Baylor, 55-67
28	.12/1/69	.12/4/71	Allen Fieldhouse	Kentucky, 79-69
26	.1/15/38	.3/7/41	Hoch Auditorium	Oklahoma, 45-37
25	.2/10/01	.1/25/03	Allen Fieldhouse	Arizona, 91-74
24	.2/17/90	.1/11/92	Allen Fieldhouse	Louisville, 85-78
21	.12/1/65	.3/17/67	Allen Fieldhouse	\$ Houston, 66-63
20	.1/25/04	.2/19/05	Allen Fieldhouse	Iowa State, 63-61 (OT)
20	.2/26/22	.1/4/25	Robinson	Kansas State, 40-28
17	.12/6/80	.12/12/81	Allen Fieldhouse	Kentucky, 77-74 (OT)
17	.12/8/44	.1/7/47	Hoch Auditorium	Missouri, 39-34
16	.12/15/32	.12/14/34	Hoch Auditorium	Kansas State, 39-35 (OT)
16	.1/7/14	.2/10/15	Robinson	Kansas State, 21-18

*Big Eight Conference record; *Big 12 Conference record
\$ NCAA Tournament

HOME RECORD

League	NCAA	Season	Home
--------	------	--------	------

Year	Att.	G	Avg.	Rank	Rank	Record	Record
1954-55		2				11-10	2-0
1955-56		9				14-9	7-2
1956-57		10				24-3	10-0
1957-58		9				18-5	7-2
1958-59		10				11-14	5-5
1959-60		10				19-9	8-2
1960-61		10				17-8	7-3
1961-62		10				7-18	1-9
1962-63		11				12-13	5-6
1963-64		10				13-12	8-2
1964-65	84,642	10	8,464			17-8	7-3
1965-66	124,300	10	12,430			23-4	10-0
1966-67	171,750	13	13,208			23-4	12-1
1967-68	171,924	12	14,327			22-8	9-3
1968-69	167,949	12	13,996			20-7	10-2
1969-70	150,972	13	11,613			17-9	13-0
1970-71	187,520	14	13,411			27-3	14-0
1971-72	175,050	14	12,504			11-15	11-3
1972-73	160,200	14	11,442			8-18	7-7
1973-74	158,550	13	12,196			23-7	12-1
1974-75	166,025	13	12,771			19-8	11-2
1975-76	146,220	14	10,444			13-15	8-6
1976-77	145,488	14	10,392			18-10	12-2
1977-78	182,250	15	12,150	1st	15th	24-5	14-1
1978-79	195,980	14	13,999	1st	11th	18-11	12-2
1979-80	186,703	15	12,447	1st	12th	15-14	12-3
1980-81	198,329	15	13,222	1st	16th	24-8	14-1
1981-82	152,293	16	9,518	4th	35th	13-14	12-4
1982-83	132,251	14	9,447	4th	36th	13-16	8-6
1983-84	185,400	16	11,587	2nd	18th	22-10	14-2
1984-85	212,828	16	13,301	1st	12th	26-8	16-0
1985-86	213,034	15	14,202	2nd	12th	35-4	15-0
1986-87	233,800	15	15,587	1st	9th	25-11	15-0
1987-88	216,650	14	15,475	1st	11th	27-11	11-3
1988-89	202,488	14	14,463	1st	15th	19-12	10-4
1989-90	242,225	16	15,139	1st	13th	30-5	15-1
1990-91	230,600	15	15,373	1st	11th	27-8	15-0
1991-92	219,550	14	15,682	1st	10th	27-5	13-1
1992-93	235,000	15	15,667	1st	8th	29-7	13-2
1993-94	241,000	16	15,063	1st	10th	27-8	13-3
1994-95	218,300	14	15,593	1st	11th	25-6	14-0
1995-96	204,500	13	15,731	1st	10th	29-5	13-0
1996-97	242,100	15	16,140	1st	8th	34-2	15-0
1997-98	256,436	16	16,027	1st	9th	35-4	16-0
1998-99	211,600	13	16,277	1st	8th	23-10	10-3
1999-00	227,800	14	16,271	1st	9th	24-10	13-1
2000-01	226,500	14	16,179	1st	10th	26-7	13-1
2001-02	211,700	13	16,285	1st	9th	33-4	13-0
2002-03	260,800	16	16,300	1st	9th	30-8	15-1
2003-04	228,200	14	16,300	1st	8th	24-9	13-1
2004-05	260,800	16	16,300	1st	8th	23-7	15-1
2005-06	260,800	16	16,300	1st	10th	25-8	14-2
2006-07	293,400	18	16,300	1st	12th	33-5	16-2
2007-08	328,182	20	16,409	1st	13th	37-3	20-0
2008-09	310,652	19	16,350	1st	9th	27-8	18-1
2009-10	312,230	19	16,433	1st	9th	33-3	19-0

Year	Att.	G	Avg.	League Rank	NCAA Rank	Season Record	Home Record
------	------	---	------	-------------	-----------	---------------	-------------

2010-11	295,856	18	16,436	1st	9th	35-3	17-1
2011-12	279,557	17	16,445	1st	10th	32-7	16-1
2012-13	295,889	18	16,438	1st	10th	31-6	17-1
2013-14	262,993	16	16,437	1st	9th	25-10	15-1
2014-15	262,127	16	16,383	1st	7th	27-9	16-0
2015-16	279,412	17	16,436	1st	9th	33-5	17-0
2016-17	262,320	16	16,395	1st	8th	31-5	15-1
2017-18	294,210	18	16,345	1st	7th	31-8	14-4
2018-19	276,010	17	16,236	1st	12th	26-10	17-0
2019-20	262,202	16	16,388	1st	8th	28-3	15-1
Total	12,315,777	840	14,661			1608-548	814-117

--Allen Fieldhouse capacity increased from 15,800 to 16,300
--For the 2008-18 seasons, the NCAA ruled neutral site games on the home ticket package, i.e. Kansas vs. Ohio game at Sprint Center, were considered a home contest, hence the increased attendance average for those seasons. The AFH record is games only played in AFH.
--Average totals since 1964-65 season

KANSAS' SINGLE GAME ATTENDANCE RECORDS

Crowd	Season	Site	Opponent	Result
73,361	2011-12	New Orleans, La.	Ohio State	W, 64-62
70,913	2011-12	New Orleans, La.	Kentucky	L, 59-67
68,257	2017-18	San Antonio, Texas	Villanova	L, 79-95
64,151	1992-93	New Orleans, La.	North Carolina	L, 68-78
57,563	2007-08	Detroit, Mich.	Davidson	W, 59-57
57,028	2007-08	Detroit, Mich.	Villanova	W, 72-57
54,524	2002-03	New Orleans, La.	Syracuse	L, 78-81
54,432	2002-03	New Orleans, La.	Marquette	W, 94-61
53,378	2001-02	Atlanta, Ga.	Maryland	L, 88-97
47,100	1990-91	Indianapolis, Ind.	Duke	L, 65-72
47,100	1990-91	Indianapolis, Ind.	North Carolina	W, 79-73
43,718	2007-08	San Antonio, Texas	North Carolina	W, 84-66
43,257	2007-08	San Antonio, Texas	Memphis	W, 75-68 (OT)
40,639	2012-13	Arlington, Texas	Michigan	L, 85-87
31,765	1970-71	Houston, Texas	W. Kentucky	L, 75-77
31,632	1987-88	Pontiac, Mich.	Kansas State	W, 71-58
31,484	2001-02	St. Louis, Mo.	Stanford	W, 86-63
31,428	1970-71	Houston, Texas	UCLA	L, 60-68
31,197	1992-93	Indianapolis, Ind.	Indiana	W, 74-69
30,801	2003-04	St. Louis, Mo.	UAB	W, 100-74
30,648	2003-04	St. Louis, Mo.	Georgia Tech.	L, 79-71
28,962	2000-01	San Antonio, Texas	Illinois	L, 64-80

OTHER STREAKS

Longest Losing Streak
10, from Jan. 21, 1948 to March 8, 1948
Longest Homecourt Losing Streak
9, from Dec. 4, 1961 to Feb. 24, 1962
***Longest Winning Streak On Road** 36, from Feb. 20, 1924 to Feb. 20, 1927
***Longest Losing Streak On Road** 20, from March 25, 1971 to Jan. 20, 1973
Most Consecutive 100-Point Games 3, Dec. 15, 22, 28, 1990

*Includes neutral sites

2020-21 KANSAS BASKETBALL

ALLEN FIELDHOUSE

ALLEN FIELDHOUSE FACTS

- Dedicated: March 1, 1955 (Kansas 77, Kansas State 67)
- Capacity: 16,300
- Student Seating: 3,500
- Seasons: 2020-21 is the 65th season
- Consecutive sellouts: 306 (current, started 12/4/01)
- First Points: Roger Craft (Kansas State)
- First KU Points: Lew Johnson
- First 3-point FG: Kevin Pritchard (Kansas) vs. Tennessee-Martin, Nov. 29, 1986
- KU's All-Time Record: 788-113 (.875)
- Record Under Bill Self: 264-14 (.949)
- Undefeated Seasons: 20, last in 2018-19 (16-0)

Note: In 2007-08 the NCAA ruled games on season-ticket packages yet in neutral venues would be considered home games - i.e. the Kansas vs. Ohio game on 12/15/07. That contest or any since are not counted in the Allen Fieldhouse facts above.



SEASON-BY-SEASON RECORD IN ALLEN FIELDHOUSE

Season	W-L	Season	W-L
1954-55	2-0	1988-89	10-4
1955-56	7-2	1989-90	15-1
1956-57	10-0	1990-91	15-0
1957-58	7-2	1991-92	13-1
1958-59	5-5	1992-93	13-2
1959-60	8-2	1993-94	13-3
1960-61	7-3	1994-95	14-0
1961-62	1-9	1995-96	13-0
1962-63	5-6	1996-97	15-0
1963-64	8-2	1997-98	16-0
1964-65	7-3	1998-99	10-3
1965-66	10-0	1999-00	13-1
1966-67	12-1	2000-01	13-1
1967-68	9-3	2001-02	13-0
1968-69	10-2	2002-03	15-1
1969-70	13-0	2003-04	13-1
1970-71	14-0	2004-05	15-1
1971-72	11-3	2005-06	14-2
1972-73	7-7	2006-07	16-2
1973-74	12-1	2007-08	19-0
1974-75	11-2	2008-09	18-0
1975-76	8-6	2009-10	18-0
1976-77	12-2	2010-11	16-1
1977-78	14-1	2011-12	16-0
1978-79	11-2	2012-13	16-1
1979-80	11-3	2013-14	14-1
1980-81	14-1	2014-15	15-0
1981-82	12-4	2015-16	16-0
1982-83	8-6	2016-17	14-1
1983-84	14-2	2017-18	14-3
1984-85	16-0	2018-19	16-0
1985-86	15-0	2019-20	14-1
1986-87	15-0	Overall Record: 802-114 (.875)	
1987-88	11-3	Bill Self era: 264-14 (.949)	

LARGEST ALLEN FIELDHOUSE CROWDS

Note: The University of Kansas, beginning in the mid-1980s, did not allow crowds larger than capacity. Capacity grew from 15,800 to 16,300 prior to the 1994-95 season.

Crowd	Opponent	Date	Result
17,228	Kansas State	3-1-55	W, 77-66
17,200	Kansas State	3-6-74	W, 60-55
17,100	Notre Dame	1-22-74	L, 74-76
17,000	Kansas State	1-23-73	L, 70-91
17,000	Kansas State	2-1-71	W, 79-74
17,000	Missouri	2-20-71	W, 85-66
17,000	Nebraska	2-26-66	W, 110-73

ALLEN FIELDHOUSE RECORDS - INDIVIDUAL

Most Points	56, Oscar Robertson, Cincinnati, vs. Arkansas, 1958 NCAA Tourn.
Most Points By a KU Player	52, Wilt Chamberlain vs. Northwestern, 12-3-1956
Most Field Goals	21, Oscar Robertson, Cincinnati, vs. Arkansas, 1958 NCAA Tourn.
Most Field Goals By a KU Player	20, Wilt Chamberlain, vs. Northwestern, 12-3-1956
Most 3-Point Field Goals	11, Randy Rutherford, Oklahoma State, vs. Kansas, 3-5-1995
Most 3-Point Field Goals By a Visiting Player	11, Terry Brown, Kansas vs. N.C. State, 1-5-1991
Most Free Throws	11, Randy Rutherford, Oklahoma State vs. Kansas, 3-5-1995
Most Free Throws by a KU Player	19, Reid Travis, Stanford, 12-3-2016
Most Rebounds by a KU Player	36, Wilt Chamberlain, vs. Iowa State, 2-15-1958
Most Rebounds By a Visiting Player	23, Tom Robitaille, Rice, 12-1-1958

ALLEN FIELDHOUSE RECORDS - TEAM

Most Points	150, Kansas vs. Kentucky, 12-9-1989
Most Points By a Visiting Team	107, Kansas State vs. Houston, 1970
Most Points By a KU Opponent	106, Oklahoma, 1-4-2016
Fewest Points by KU	37, Portland vs. Kansas, 1-13-1968
Fewest Points By a KU Opponent	37, Kansas vs. Oklahoma State, 2-24-1962
Most Field Goals	31, Alcorn State, 12-12-2009
Fewest Field Goals Made By KU	52, Kansas vs. Elizabeth City State, 1-18-1990 (83 attempts)
Fewest Field Goals By a Visiting Team	52, Kansas vs. Kentucky, 12-9-1989 (85 attempts)
Fewest Field Goals Made By KU	11, Kansas vs. Oklahoma State, 2-24-1962
Fewest Field Goals By a Visiting Team	12, Alcorn State vs. Kansas, 12-12-2009
Most 3-Point FGs Made By KU	12, Syracuse vs. Kansas, 12-14-1968
Fewest 3-Point FGs Made By KU	19, vs. Texas Southern, 11-21-2018
Most 3-Point FGs Made By a KU Opp.	0, 12x, last vs. West Virginia, 3-3-2015
Fewest 3-Point FGs Made By a KU Opp.	18, Iowa State, 2-4-2017
Most Free Throws By KU	0, 5x, last by Missouri, 2-4-2008
Fewest Free Throws By KU	38, Kansas vs. Niagara, 1-9-1997 (52 attempts)
Most Free Throws By a Visiting Team	38, Kansas vs. Missouri, 2-17-1958 (52 attempts)
Fewest Free Throws A Visiting Team	38, Kansas vs. Western Kentucky, 12-20-1969 (42 attempts)
Most Rebounds	2, Kansas vs. San Francisco, 12-16-1972
Most Fouls	37, Oklahoma City vs. Kansas, 1-16-1971
Most Fouls By Kansas	1, by West Virginia, 2-17-2018
Fewest Fouls	1, by Winston-Salem State, 12-19-2006
Fewest Fouls By a Visiting Team	72, Kansas vs. Colorado, 2-26-1994
	37, American vs. Kansas, 1-6-1988
	31, vs. Oklahoma City, 1-16-1971
	8, Kansas vs. Murray State, 1-17-1970
	9, Portland vs. Kansas, 1-13-1968
	9, Nebraska vs. Kansas, 1-6-1962

ALLEN FIELDHOUSE RECORD BY COACHES

Coach (Years)	AFH Record	Winning %
Phog Allen (1+)	9-2	81.8
Dick Harp (8)	51-29	63.8
Ted Owens (19)	206-47	81.4
Larry Brown (5)	71-5	93.4
Roy Williams (15)	201-17	92.2
Bill Self (17)	264-14	94.9
TOTAL	802-114	87.5

2020-21 KANSAS BASKETBALL BIG 12 CHAMPIONSHIP RECORDS

RESULTS

1997 - Kemper Arena, Kansas City, Mo.
 Kansas 74, Oklahoma State 59 (quarters)
 Kansas 72, Iowa State 48 (semis)
 Kansas 87, Missouri 60 (final)

1998 - Kemper Arena, Kansas City, Mo.
 Kansas 68, Kansas State 61 (quarters)
 Kansas 91, Nebraska 59 (semis)
 Kansas 72, Oklahoma 58 (finals)

1999 - Kemper Arena, Kansas City, Mo.
 Kansas 77, Nebraska 53 (quarters)
 Kansas 69, Kansas State 58 (semis)
 Kansas 53, Oklahoma State 37 (final)

2000 - Kemper Arena, Kansas City, Mo.
 Kansas 84, Kansas State 60 (first round)
 Oklahoma State 77, Kansas 58 (quarters)

2001 - Kemper Arena, Kansas City, Mo.
 Kansas 94, Kansas State 63 (quarters)
 Oklahoma 62, Kansas 57 (semis)

2002 - Kemper Arena, Kansas City, Mo.
 Kansas 102, Colorado 73 (quarters)
 Kansas 90, Texas Tech 50 (semis)
 Oklahoma 64, Kansas 55 (final)

2003 - American Airlines Center, Dallas, Texas
 Kansas 89, Iowa State 74 (quarters)
 Missouri 68, Kansas 63 (semis)

2004 - American Airlines Center, Dallas, Texas
 Kansas 94, Missouri 69 (quarters)
 Texas 64, Kansas 60 (semis)

2005 - Kemper Arena, Kansas City, Mo.
 Kansas 80, Kansas State 67 (quarters)
 Oklahoma State 78, Kansas 75 (semis)

2006 - American Airlines Center, Dallas, Texas
 Kansas 63, Oklahoma State 62 (quarters)
 Kansas 79, Nebraska 65 (semis)
 Kansas 80, Texas 68 (final)

2007 - Ford Center, Oklahoma City, Okla.
 Kansas 64, Oklahoma 47 (quarters)
 Kansas 67, Kansas State 61 (semis)
 Kansas 88, Texas 84 OT (final)

2008 - Sprint Center, Kansas City, Mo.
 Kansas 64, Nebraska 54 (quarters)
 Kansas 77, Texas A&M 71 (semis)
 Kansas 84, Texas 74 (final)

2009 - Ford Center, Oklahoma City, Okla.
 Baylor 71, Kansas 64 (quarters)

2010 - Sprint Center, Kansas City, Mo.
 Kansas 80, Texas Tech 68 (quarters)
 Kansas 79, Texas A&M 66 (semis)
 Kansas 72, Kansas State 64 (final)

2011 - Sprint Center, Kansas City, Mo.
 Kansas 63, Oklahoma State 62 (quarters)
 Kansas 90, Colorado 83 (semis)
 Kansas 85, Texas 73 (final)

2012 - Sprint Center, Kansas City, Mo.
 Kansas 83, Texas A&M 66 (quarters)
 Baylor 81, Kansas 72 (semis)

2013 - Sprint Center, Kansas City, Mo.
 Kansas 91, Texas Tech 63 (quarters)
 Kansas 88, Iowa State 73 (semis)
 Kansas 70, Kansas State 54 (final)

2014 - Sprint Center, Kansas City, Mo.
 Kansas 77, Oklahoma State 70 OT (quarterfinals)
 Iowa State 94, Kansas 83 (semis)

2015 - Sprint Center, Kansas City, Mo.
 Kansas 64, TCU 59 (quarters)
 Kansas 62, Baylor 52 (semis)
 Iowa State 70, Kansas 66 (final)

2016 - Sprint Center, Kansas City, Mo.
 Kansas 85, Kansas State 63 (quarters)
 Kansas 70, Baylor 66 (semis)
 Kansas 81, West Virginia 71 (final)

2017 - Sprint Center, Kansas City, Mo.
 TCU 85, Kansas 82 (quarters)

2018 - Sprint Center, Kansas City, Mo.
 Kansas 82, Oklahoma State 68 (quarters)
 Kansas 83, Kansas State 67 (semis)
 Kansas 81, West Virginia 70 (final)

2019 - Sprint Center, Kansas City, Mo.
 Kansas 65, Texas 57 (quarters)
 Kansas 88, West Virginia 74 (semis)
 Iowa State 78, Kansas 66 (final)

TEAM SINGLE-GAME RECORDS

MOST POINTS SCORED	102 vs. Colorado, 2002 quarterfinals
FEWEST POINTS SCORED	53 vs. Oklahoma State, 1999 finals
MOST FIELD GOALS	40 vs. Colorado, 2002 quarterfinals
MOST FIELD GOAL ATTEMPTS	86 vs. Colorado, 2002 quarterfinals
HIGHEST FIELD GOAL PERCENTAGE	66.0% (31-47) vs. Texas Tech, 2013 quarterfinals
MOST 3-POINT FIELD GOALS	15 vs. West Virginia, 2018 final
MOST 3-POINT FIELD GOAL ATTEMPTS	30 vs. TCU, 2017 quarterfinals
HIGHEST 3-POINT FIELD GOAL PERCENTAGE	66.7% (10-15) vs. Texas A&M, 2012 quarterfinals
MOST FREE THROWS	29 vs. Colorado, 2011 semifinals
MOST FREE THROW ATTEMPTS	33 vs. Colorado, 2011 semifinals
HIGHEST FREE THROW PERCENTAGE	93.3% (14-15) vs. Oklahoma, 2002 finals
MOST REBOUNDS	56 vs. Texas Tech, 2002 semifinals
MOST ASSISTS	31 vs. Texas Tech, 2002 semifinals
MOST BLOCKED SHOTS	10, two times
MOST STEALS	15, two times

TEAM CHAMPIONSHIP RECORDS

MOST POINTS SCORED	249 (3 games), 2013
MOST FIELD GOALS	96 (3 games), 2002
MOST FIELD GOAL ATTEMPTS	210 (3 games), 2002
MOST 3-POINT FIELD GOALS	34 (3 games), 2018
MOST 3-POINT FIELD GOAL ATTEMPTS	75 (3 games), 2018
MOST FREE THROWS	61 (3 games), 2010
MOST FREE THROW ATTEMPTS	83 (3 games), 2010
HIGHEST FIELD GOAL PERCENTAGE	55.6% (3 games), 2013
HIGHEST 3-POINT FIELD GOAL PERCENTAGE	50% (3 games), 2008
HIGHEST FREE THROW PERCENTAGE	84.6% (3 games), 2002
MOST REBOUNDS	150 (3 games), 2002
MOST ASSISTS	67 (3 games), 2002
MOST BLOCKED SHOTS	25 (3 games), 2002
MOST STEALS	32 (3 games), 2002

INDIVIDUAL SINGLE-GAME RECORDS

MOST POINTS	31, Wayne Simien vs. Missouri, 2004 quarterfinals
	30, Malik Newman vs. Oklahoma State, 2018 quarterfinals
	30, Perry Ellis vs. Iowa State, 2014 semifinals
	30, Andrew Wiggins vs. Oklahoma State, 2014 quarterfinals
	30, Wayne Simien vs. Oklahoma State, 2005 semifinals
	30, Paul Pierce vs. Missouri, 1997 finals
MOST FIELD GOALS	12, Wayne Simien vs. Oklahoma State, 2005 semifinals
	12, Paul Pierce vs. Missouri, 1997 finals
MOST FIELD GOAL ATTEMPTS	20, Sherron Collins vs. Baylor, 2009 quarterfinals
	20, Paul Pierce vs. Kansas State, 1998 quarterfinals
MOST 3-POINT FIELD GOALS	8, Mario Chalmers vs. Texas, 2008 finals

MOST 3-POINT FIELD GOAL ATTEMPTS	12, Sherron Collins vs. Baylor, 2009 quarterfinals
	12, Mario Chalmers vs. Texas, 2008 finals
MOST FREE THROWS	15, Kelly Oubre Jr. vs. TCU, 2015 quarterfinals
MOST FREE THROW ATTEMPTS	19, Kelly Oubre Jr. vs. TCU, 2015 quarterfinals
HIGHEST FIELD GOAL PERCENTAGE (MIN. 10 ATTEMPTS)	91.7% (11-12), Perry Ellis vs. Iowa State, 2014 semifinals
	83.3% (10-12), Perry Ellis vs. Iowa State, 2013 semifinals
HIGHEST 3-POINT FIELD GOAL PERCENTAGE (MIN. 5 ATTEMPTS)	83.3% (5-6), Devonte' Graham vs. WVU, 2016 finals
	83.3% (5-6), Jeff Boschee vs. Kansas State, 2001 quarterfinals
HIGHEST FREE THROW PERCENTAGE (MIN. 6 ATTEMPTS)	100% (10-10), Devonte' Graham vs. WVU, 2016 finals
	100% (10-10), Eric Chenoweth vs. Kansas State, 1999 semifinals
	100% (8-8), Devonte' Graham vs. Kansas State, 2018 semifinals
	100% (8-8), Wayne Selden, Jr. vs. Iowa State, 2015 finals
	100% (6-6), Sherron Collins vs. Texas Tech, 2010 quarterfinals
	100% (6-6), Eric Chenoweth vs. Kansas State, 2001 quarterfinals
	100% (6-6), Mario Chalmers vs. Oklahoma State, 2006 quarterfinals
	100% (6-6), Darnell Jackson vs. Texas, 2007 finals
MOST REBOUNDS	21, Drew Gooden vs. Texas Tech, 2002 semifinals
MOST ASSISTS	15, Aaron Miles vs. Texas Tech, 2002 semifinals
MOST BLOCKED SHOTS	5, Jeff Withey vs. Baylor, 2012 semifinals
	5, Nick Collison vs. Texas Tech, 2002 semifinals
MOST STEALS	8, Nick Bradford vs. Kansas State, 2000 first round

INDIV. CHAMPIONSHIP RECORDS

MOST POINTS SCORED	72, Malik Newman (3 games), 2018
	67, Paul Pierce (3 games), 1998
MOST FIELD GOALS	27, Paul Pierce (3 games), 1997
MOST FIELD GOAL ATTEMPTS	55, Paul Pierce (3 games), 1998
MOST 3-POINT FIELD GOALS	15, Malik Newman (3 games), 2018
	13, Brandon Rush (3 games), 2008
MOST 3-POINT FIELD GOAL ATTEMPTS	22, Malik Newman (3 games), 2018
	22, Brandon Rush (3 games), 2008
	22, Jeff Boschee (3 games), 1999
MOST FREE THROWS	20, Kelly Oubre Jr. (3 games), 2015
MOST FREE THROW ATTEMPTS	24, Kelly Oubre Jr. (3 games), 2015
HIGHEST FIELD GOAL PERCENTAGE	83.3% (10-12), Landen Lucas (3 games), 2015
	78.9% (15-19), Perry Ellis (2 games), 2014
	78.5% (18-23), Perry Ellis (3 games), 2013
HIGHEST 3-POINT FIELD GOAL PERCENTAGE	72.7% (8-11), Jeff Boschee (2 games), 2001
HIGHEST FREE THROW PERCENTAGE	100% (9-9), Kirk Hinrich (2 games), 2001
	100% (9-9), Jacque Vaughn (3 games), 1997
	100% (6-6), Perry Ellis (3 games), 2013
	100% (6-6), Aaron Miles (3 games), 2002
	91.7% (11-12), Drew Gooden (3 games), 2002
MOST REBOUNDS	40, Drew Gooden (3 games), 2002
MOST ASSISTS	31, Aaron Miles (3 games), 2002
MOST BLOCKED SHOTS	9, Jeff Withey (2 games), 2012



2018 BIG 12 CHAMPIONS

2020-21 KANSAS BASKETBALL NCAA TOURNAMENT RECORDS

TEAM SINGLE-GAME

MOST POINTS

.....110 vs. Prairie View A&M, 1998
.....108 vs. Arizona State, 2003
.....107 vs. Niagara, 2007
.....105 vs. Austin Peay, 2016

FEWEST POINTS

.....32 vs. Oklahoma State, 1942
.....38 vs. Oklahoma State, 1946
.....42 vs. Indiana, 1940 (FF)

WINNING MARGIN

.....58 (110-52) vs. Prairie View, 1998
.....40 (107-67) vs. Niagara, 2007
.....38 (100-62) vs. UC Davis, 2017
.....38 (92-54) vs. S.C. State, 1996
.....34 (87-53) vs. Northeastern, 2019

LOSING MARGIN

.....18 (42-60) vs. Indiana, 1940
.....17 (61-78) vs. UCLA, 1974

MOST POINTS IN A LOSS

.....88 (88-97) vs. Maryland, 2002 (FF)
.....88 (88-92 OT) vs. Kentucky, 1999
.....82 (82-85) vs. Arizona, 1997

MOST FIELD GOALS

.....42 vs. Howard, 1992
.....41 vs. Evansville, 1999
.....41 vs. Prairie View A&M, 1998

FEWEST FIELD GOALS

.....11 vs. Oklahoma State, 1942
.....15 vs. N. Carolina, 1957 (FF)

MOST FG ATTEMPTS

.....86 vs. Oklahoma City, 1957
.....83 vs. W. Kentucky, 1971 (FF)

FEWEST FG ATTEMPTS

.....28 vs. Ohio, 1985
.....40 vs. Mississippi, 1981

HIGHEST FG PERCENTAGE

.....67.8% vs. Arizona State, 2003
.....63.6% vs. Oklahoma, 1988 (FF)
.....63.1% vs. Evansville, 1999

LOWEST FG PERCENTAGE

.....29.1% vs. Oklahoma City, 1957
.....31.9% vs. N. Carolina, 1957 (FF)

HIGHEST FG%/HALF

.....75.9% (2nd) vs. Arizona State, 2003
.....75.0% (1st) vs. Ohio, 1985

LOWEST FG%/HALF

.....28.6% (2nd) vs. UCLA, 1974 (FF)
.....29.4% (1st) vs. Purdue, 2012
.....30.2% (2nd) vs. Jackson St., 1997
.....30.8% (1st) vs. Alcorn St., 1984

MOST POINTS/HALF

.....61 (2nd) vs. Arizona State, 2003
.....60 (1st) vs. Prairie View, 1998
.....58 (2nd) vs. Arkansas, 1991

FEWEST POINTS/HALF

.....16 (1st) vs. Oklahoma St., 1946
.....18 (1st) vs. Ohio, 1985

MOST FREE THROWS

.....31 vs. Oklahoma City, 1957
.....28 vs. Texas, 1960

FEWEST FREE THROWS

.....1 vs. Wake Forest, 1984
.....4 vs. Duke, 1991 (FF)
.....4 vs. Auburn, 1985

MOST FT ATTEMPTS

.....42 vs. Oklahoma City, 1957
.....37 vs. Texas, 1960

FEWEST FT ATTEMPTS

.....2 vs. Wake Forest, 1984
.....7, Four Times

HIGHEST FT PERCENTAGE

.....100% vs. North Carolina, 1993 (FF)
.....93.3% vs. Michigan State, 2017
.....88.2% vs. Penn, 2018

LOWEST FT PERCENTAGE

.....45.5% vs. UCLA, 2007
.....47.1% vs. UCLA, 1978
.....48.0% vs. Portland State, 2008
.....50.0%, Five Times

MOST 3-POINT FIELD GOALS

.....15 vs. Purdue, 2017
.....13 vs. Niagara, 2007
.....12 vs. Portland State, 2008
.....12 vs. Kentucky, 1999

FEWEST 3-POINT FIELD GOALS

.....0 vs. Eastern Kentucky, 2014
.....0 vs. Western Kentucky, 2013
.....0 vs. Howard, 1992
.....1, Five Times, most recent 2012

MOST 3-POINT ATTEMPTS

.....36 vs. Duke, 2018
.....31 vs. Kentucky, 1999
.....28 vs. Purdue, 2017
.....28 vs. Rhode Island, 1998

FEWEST 3-POINT ATTEMPTS

.....1 vs. Missouri State, 1987
.....3 vs. Houston, 1987

HIGHEST 3-POINT FG PERCENTAGE

.....100% vs. Missouri State, 1987
.....72.7% vs. California, 1993

LOWEST 3-POINT FG PERCENTAGE

.....0.0% vs. Western Kentucky, 2013
.....0.0% vs. Howard, 1992
.....7.1% vs. North Carolina State, 2012
.....9.1% vs. Bucknell, 2005

MOST REBOUNDS

.....64 vs. Prairie View A&M, 1998
.....63 vs. Oregon, 2002
.....61 vs. Jackson State, 1997

FEWEST REBOUNDS

.....21 vs. Ohio, 1985
.....24, Three Times

REBOUND MARGIN

.....+35 vs. Prairie View A&M, 1998
.....+34 vs. Jackson State, 1997
.....+33 vs. Syracuse, 2001

MOST ASSISTS

.....33 vs. UT-Chattanooga, 1994
.....32 vs. S.C. State, 1996
.....32 vs. Howard, 1992

FEWEST ASSISTS

.....7 vs. Stanford, 2014
.....8 vs. Wichita State, 2015
.....8 vs. Ohio, 1985

MOST BLOCKED SHOTS

.....13 vs. Jackson State, 1997
.....12 vs. Dayton, 2009

FEWEST BLOCKED SHOTS

.....0 vs. New Orleans, 1991
.....0 vs. Wake Forest, 1984
.....0 vs. UCLA, 1974 (FF)

MOST STEALS

.....17 vs. UCLA, 2007
.....14 vs. Niagara, 2007

.....14 vs. BYU, 1993

FEWEST STEALS

.....0 vs. Syracuse, 2001

MOST FOULS

.....39 vs. Notre Dame, 1975
.....30 vs. UCLA, 1978

FEWEST FOULS

.....9 vs. USC, 1940 (FF)
.....9 vs. Oklahoma State, 1940
.....9 vs. Rice, 1940

MOST DQS

.....6 vs. Notre Dame, 1975
.....3, Three Times

OPPONENT SINGLE-GAME

MOST POINTS

.....97 by Maryland, 2002 (FF)
.....95 by Villanova, 2018 (FF)

.....92 by Kentucky, 1999 (OT)

.....90 by Oral Roberts, 1974

MOST FIELD GOALS

.....36 by Villanova, 2018 (FF)

MOST FG ATTEMPTS

.....86 by Oklahoma City, 1957

MOST FREE THROWS

.....35 by Notre Dame, 1975

MOST FT ATTEMPTS

.....50 by Notre Dame, 1975

HIGHEST FG PERCENTAGE

.....56.1% (23-41) by Duke, 1991 (FF)
.....55.4% (36-65) by Villanova, 2018 (FF)

HIGHEST FT PERCENTAGE

.....94.7% (18-19) by Villanova, 2016

MOST REBOUNDS

.....52 by UCLA, 1978
.....52 by W. Kentucky, 1971

MOST FOULS

.....35 by St. John's, 1952

TEAM TOURNAMENT

MOST POINTS

.....491, 2003 (6 games)
.....455, 1991 (6 games)
.....450, 2008 (6 games)

.....443, 1988 (6 games)

MOST FIELD GOALS

.....195, 2003 (6 games)
.....172, 2008 (6 games)
.....172, 1988 (6 games)
.....155, 2002 (5 games)

MOST FREE THROWS

.....91, 1953 (4 games)
.....86, 1957 (4 games)

FF = Final Four; OT = Overtime

INDIVIDUAL NCAA TOURNAMENT RECORDS

INDIVIDUAL CAREER

POINTS SCORED

.....328, Danny Manning (1985-86-87-88, 16 games)

FIELD GOALS MADE

.....140, Danny Manning (1985-86-87-88, 16 games)

FREE THROWS MADE

.....60, Keith Langford (2002-03-04-05, 16 games)
.....46, Devonte' Graham (20015-16-17-18, 15 games)
.....46, Danny Manning (1985-86-87-88, 16 games)

REBOUNDS

.....181, Nick Collison (2000-01-02-03, 16 games)
.....117, Danny Manning (1985-86-87-88, 16 games)

ASSISTS

.....104, Aaron Miles (2002-03-04-05, 16 games)
.....93, Jacque Vaughn (1994-95-96-97, 13 games)

INDIVIDUAL TOURNAMENT

POINTS SCORED

.....163, Danny Manning (1988, 6 games)
.....141, Clyde Lovellette (1952, 4 games)

FIELD GOALS

.....69, Danny Manning (1988, 6 games)
.....53, Clyde Lovellette (1952, 4 games)

FREE THROWS

.....41, Wilt Chamberlain (1957, 4 games)
.....35, Clyde Lovellette (1952, 4 games)

REBOUNDS

.....81, Nick Collison (2003, 6 games)
.....75, Thomas Robinson (2012, 6 games)
.....62, Wilt Chamberlain (1957, 4 games)

INDIVIDUAL SINGLE-GAME

POINTS SCORED

.....44, Clyde Lovellette (1952 vs. Saint Louis)
.....42, Danny Manning (1987 vs. SMS)

FIELD GOALS

.....16, Danny Manning (1988 vs. Vanderbilt)
.....16, Danny Manning (1987 vs. SMS)
.....16, Clyde Lovellette (1952 vs. Saint Louis)

FIELD GOALS ATTEMPTED

.....33, Clyde Lovellette (1952 vs. TCU)
.....29, Danny Manning (1988 vs. Vanderbilt)

FREE THROWS

.....18, Wayne Simien (2004 vs. UAB)
.....14, Wilt Chamberlain (1957 vs. Oklahoma City)

FREE THROW ATTEMPTS

.....22, Wilt Chamberlain (1957 vs. Oklahoma City)
.....20, Wayne Simien (2004 vs. UAB)

REBOUNDS

.....22, Wilt Chamberlain (1957 vs. SMU)
.....21, Nick Collison (2003 vs. Syracuse)

ASSISTS

.....12, Ryan Robertson (1998 vs. Prairie View A&M)
.....12, Jacque Vaughn (1996 vs. S.C. State)

BLOCKED SHOTS

.....10, Jeff Withey (2012 vs. North Carolina State)
.....10, Cole Aldrich (2009 vs. Dayton)

OPPONENT SINGLE-GAME

POINTS SCORED

.....44, Glenn Robinson (1994, Purdue)

FIELD GOALS

.....19, Oscar Robertson (1960, Cincinnati)

FIELD GOAL ATTEMPTS

.....34, Hub Reed (1957, Oklahoma City)

FREE THROWS

.....16, Reggie Williams (1987, Georgetown)

FREE THROW ATTEMPTS

.....21, Adrian Dantley (1975, Notre Dame)

REBOUNDS

.....19, Jim McDaniel (1971, W. Kentucky)

ASSISTS

.....11, Steve Blake (2002, Maryland)
.....11, Abe Badmus (2005, Bucknell)

2020-21 KANSAS BASKETBALL

KU VS. AP RANKED FOES

Key: *NCAA Tournament Game; %Big Eight Holiday Tournament; !Conference postseason tournament

KU Rank	Date	Opp. Rank	Opp. Name	Site	Result
NR	12/27/1949	20	Kansas State%	Kansas City	L 48-58
NR	1/6/1950	17	Oklahoma State	Lawrence	W 56-50
NR	1/14/1950	16	Missouri	Columbia	W 48-44
NR	2/14/1950	14	Kansas State	Manhattan	L 50-55
19	3/7/1950	14	Kansas State	Lawrence	W 79-68
17	1/15/1951	9	Kansas State	Lawrence	L 43-47
NR	1/27/1951	18	Oklahoma	Norman	W 58-52
17	2/5/1951	2	Oklahoma State	Lawrence	L 41-46
NR	2/24/1951	5	Kansas State	Manhattan	L 51-65
NR	3/10/1951	2	Oklahoma State	Stillwater	W 37-27
4	12/28/1951	8	Kansas State%	Kansas City (ot)	W 90-88
2	1/26/1952	7	Kansas State	Manhattan	L 64-81
8	3/7/1952	3	Kansas State	Lawrence	W 78-61
8	3/22/1952	5	Saint Louis*	Kansas City	W 74-55
8	3/26/1952	10	St. John's*	Seattle	W 80-63
NR	12/30/1952	1	Kansas State%	Kansas City	L 87-93
NR	1/8/1953	5	Oklahoma State	Lawrence	W 65-63
15	1/17/1953	1	Kansas State	Lawrence	W 80-66
10	2/17/1953	8	Kansas State	Manhattan	W 80-78
10	2/23/1953	7	Oklahoma State	Stillwater	L 58-79
5	3/13/1953	10	Oklahoma City*	Manhattan	W 73-65
5	3/14/1953	6	Oklahoma State*	Manhattan	W 61-55
5	3/17/1953	2	Washington*	Kansas City	W 79-53
5	3/18/1953	1	Indiana*	Kansas City	L 68-69
5	12/12/1953	10	LSU	Baton Rouge	L 63-68
11	1/12/1954	4	Oklahoma State	Stillwater	L 50-54
17	2/26/1954	5	Oklahoma State	Lawrence	W 65-55
NR	1/4/1955	9	Missouri	Lawrence	L 65-76
NR	1/16/1956	15	Iowa State	Lawrence	W 68-63
2	3/15/1957	4	SMU*	Dallas	W 73-65
2	3/16/1957	9	Oklahoma City*	Dallas	W 81-61
2	3/23/1957	1	North Carolina*	Kansas City (3ot)	L 53-54
2	12/28/1957	20	Iowa State%	Kansas City	W 55-48
2	1/20/1958	3	Kansas State%	Kansas City	W 79-65
2	1/2/1958	14	Oklahoma State	Lawrence	L 50-52
2	2/3/1958	3	Kansas State	Lawrence (2ot)	L 75-79
10	3/10/1958	1	Kansas State	Manhattan	W 61-44
NR	12/19/1958	14	St. Joseph's	Manhattan (ot)	L 65-67
NR	12/20/1958	4	N.C. State	Lawrence	L 63-66
NR	2/11/1959	3	Kansas State	Manhattan	L 72-82
NR	2/27/1959	2	Kansas State	Lawrence	L 77-87
NR	12/22/1959	7	Saint Louis	St. Louis	L 59-66
NR	3/12/1960	1	Cincinnati	Cincinnati	L 71-82
16	12/17/1960	5	UNC	Lawrence	L 70-78
NR	12/29/1960	12	Kansas State%	Kansas City (ot)	L 66-69
NR	1/20/1961	10	Kansas State	Lawrence	W 75-66
NR	2/22/1961	8	Kansas State	Manhattan	L 63-81
NR	1/10/1962	5	Kansas State	Manhattan	L 45-70
NR	2/7/1962	4	Kansas State	Lawrence	L 72-91
NR	12/15/1962	1	Cincinnati	Lawrence	L 49-64
NR	2/9/1963	7	Colorado	Boulder	L 52-62
NR	12/7/1963	3	Cincinnati	Cincinnati	W 51-47
NR	12/21/1964	7	St. John's	New York	W 71-56
4	12/17/1965	8	UCLA	Los Angeles	L 71-78
6	2/26/1966	8	Nebraska	Lawrence	W 110-73
4	3/12/1966	3	Texas-El Paso*	Lubbock (2ot)	L 80-81
3	3/17/1967	7	Houston*	Lawrence	L 53-66
3	3/18/1967	2	Louisville*	Lawrence	W 70-68
4	12/6/1967	3	Louisville	Lawrence	L 51-57
15	2/1/1969	17	Colorado	Lawrence	W 80-70
19	3/16/1969	16	Boston College%	New York	L 62-78
NR	12/6/1969	2	Kentucky	Lexington	L 85-115
NR	12/15/1969	10	Notre Dame	South Bend	W 75-63
NR	3/7/1970	16	Kansas State	Lawrence	W 82-79
14	12/1/1970	18	Long Beach State	Lawrence	W 69-52
4	3/20/1971	18	Drake*	Wichita	W 73-71
4	3/25/1971	1	UCLA*	Houston	L 60-68
4	3/27/1971	7	Western Kentucky*	Houston	L 75-77
14	12/4/1971	10	Kentucky	Lawrence	L 69-79
NR	12/17/1971	16	Louisville	Lawrence	L 65-74
NR	12/17/1971	6	BYU	Lawrence	W 83-67
NR	12/18/1971	10	USC	Lawrence	L 77-87
NR	2/26/1972	14	Missouri	Lawrence	W 93-80
NR	12/28/1972	16	Kansas State%	Kansas City	L 70-91
NR	1/20/1973	8	Missouri	Columbia	L 72-75
NR	1/23/1973	18	Kansas State	Lawrence	L 68-77
NR	2/13/1973	15	Kansas State	Manhattan	L 66-67

KU Rank	Date	Opp. Rank	Opp. Name	Site	Result
13	12/3/1973	10	Kentucky	Lawrence	W 71-63
NR	12/5/1973	3	Indiana	Bloomington	W 59-72
NR	12/22/1973	17	Vanderbilt	Nashville	L 72-83
NR	1/22/1974	1	Notre Dame	Lawrence	L 74-76
14	3/14/1974	19	Creighton*	Tulsa	W 55-54
6	3/23/1974	3	Marquette*	Greensboro	L 51-64
6	3/25/1974	2	UCLA*	Greensboro	L 61-78
7	12/4/1974	3	Indiana	Lawrence (ot)	L 70-74
7	12/9/1974	13	Notre Dame	South Bend	L 59-75
18	12/23/1974	20	Kentucky	Louisville	L 63-100
NR	3/15/1975	9	Notre Dame*	Tulsa	L 71-77
NR	12/8/1975	9	Notre Dame	Lawrence	L 64-72
NR	12/13/1975	14	Kentucky	Lawrence	L 48-54
NR	1/17/1976	20	Missouri	Columbia	L 66-69
NR	2/18/1976	14	Missouri	Lawrence	L 60-61
NR	12/11/1976	4	Kentucky	Lexington	L 63-90
NR	12/18/1976	19	Arkansas	Lawrence	L 63-67
19	12/10/1977	1	Kentucky	Lawrence	L 66-73
20	12/22/1977	4	Arkansas	Little Rock	L 72-78
10	3/11/1978	2	UCLA*	Eugene	L 76-83
5	12/9/1978	10	Kentucky	Lexington (ot)	L 66-67
NR	2/4/1979	4	Michigan State	East Lansing	L 61-85
NR	12/12/1979	5	Kentucky	Lawrence	L 56-57
NR	1/9/1980	12	Missouri	Lawrence	W 69-66
NR	2/9/1980	15	Missouri	Columbia	L 65-88
NR	2/16/1980	19	Kansas State	Manhattan	W 48-46
NR	12/13/1980	2	Kentucky	Lexington, Ky.	L 73-87
NR	1/3/1981	6	North Carolina	Kansas City	W 56-55
NR	3/15/1981	3	Arizona State*	Wichita	W 88-71
NR	1/28/1981	1	North Carolina	Charlotte	L 67-74
NR	12/12/1981	2	Kentucky	Lawrence (ot)	L 74-77
NR	12/29/1981	11	Indiana	New York	W 71-61
NR	1/23/1982	14	Kansas State	Manhattan	L 53-70
NR	2/9/1982	4	Missouri	Lawrence	L 41-42
NR	2/20/1982	18	Kansas State	Lawrence	L 53-63
NR	3/2/1982	17	Kansas State	Manhattan	L 62-74
NR	12/29/1982	3	Kentucky	Louisville	L 62-83
NR	1/22/1983	18	Oklahoma State	Stillwater	L 74-85
NR	1/26/1983	13	Missouri	Lawrence	L 63-76
NR	2/17/1983	15	Missouri	Columbia	L 69-74
NR	2/19/1983	19	Oklahoma	Lawrence	W 55-53
NR	3/8/1983	19	Oklahoma	Columbia	W 87-77
17	1/26/1983	3	Houston	Houston	L 76-91
NR	12/10/1983	2	Kentucky	Lawrence	L 50-72
NR	1/31/1984	12	Oklahoma	Norman	L 84-103
NR	2/22/1984	8	Oklahoma	Lawrence	L 82-92
NR	3/10/1984	6	Oklahoma!	Kansas City	W 79-78
NR	3/18/1984	19	Wake Forest*	Lincoln	L 59-69
8	1/19/1985	13	Oklahoma	Norman	L 76-87
15	2/24/1985	5	Oklahoma	Lawrence	W 82-76
5	12/7/1985	15	N.C. State	Greensboro	W 71-56
7	12/14/1985	9	Kentucky	Lawrence	W 83-76
7	1/21/1986	5	Oklahoma	Lawrence	W 98-92
3	2/24/1986	10	Oklahoma	Norman	W 87-80
2	3/8/1986	15	Oklahoma!	Kansas City	W 72-70
2	3/21/1986	18	Michigan State*	Kansas City (ot)	W 96-86
2	3/29/1986	1	Duke*	Dallas	L 67-71
13	12/28/1986	14	Pittsburgh	Honolulu	L 76-79
19	1/8/1987	8	Temple	Lawrence	W 67-64
20	1/15/1987	16	Oklahoma	Norman	L 74-76
NR	1/25/1987	17	N.C. State	Kansas City	W 75-60
17	2/14/1987	8	Oklahoma	Lawrence	W 86-84
15	2/21/1987	20	St. John's	New York	W 62-60
NR	3/7/1987	17	Oklahoma!	Kansas City	W 82-77
NR	3/8/1987	19	Missouri!	Kansas City	L 65-67
20	3/20/1987	4	Georgetown*	Louisville	L 57-70
7	11/28/1987	11	Iowa	Maui	L 81-100
16	1/13/1988	14	Iowa State	Ames	L 78-88
NR	2/3/1988	7	Oklahoma	Lawrence	L 65-73
NR	2/20/1988	6	Duke	Lawrence	L 70-74
NR	2/24/1988	4	Oklahoma	Norman	L 87-95
NR	2/27/1988	15	Missouri	Columbia	W 82-77
NR	3/18/1988	18	Xavier*	Lincoln	W 85-72
NR	3/27/1988	20	Kansas State*	Pontiac	W 71-58
NR	4/2/1988	5	Duke*	Kansas City	W 66-59
NR	4/4/1988	4	Oklahoma*	Kansas City	W 83-79
NR	12/10/1988	17	Temple	Atlantic City	W 95-78
16	1/18/1989	5	Oklahoma	Norman	L 95-123
18	2/1/1989	5	Missouri	Lawrence	L 66-91
NR	2/11/1989	3	Missouri	Columbia	L 80-93
NR	2/15/1989	1	Oklahoma	Lawrence (ot)	L 89-94
NR	2/18/1989	11	Duke	Durham	L 77-102

KU Rank	Date	Opp. Rank	Opp. Name	Site	Result
NR	11/1/1989	2	LSU	Baton Rouge	W 89-83
NR	11/22/1989	1	UNLV	New York	W 91-77
NR	11/24/1989	25	St. John's	New York	W 66-57
1	1/20/1990	4	Missouri	Columbia	L 87-95
2	2/3/1990	9	Oklahoma	Lawrence	W 85-74
1	2/13/1990	2	Missouri	Lawrence	L 71-77
1	2/21/1990	5	Oklahoma	Norman	L 78-100
2	3/10/1990	1	Oklahoma!	Kansas City	L 77-95
NR	12/8/1990	11	Kentucky	Lexington	L 71-88
NR	1/8/1991	15	Oklahoma	Norman	L 82-88
18	2/6/1991	15	Nebraska	Lawrence	W 85-77
10	3/3/1991	15	Nebraska	Lincoln	L 75-85
12	3/9/1991	13	Nebraska!	Kansas City	L 83-87
12	3/21/1991	3	Indiana*	Charlotte	W 83-66
12	3/23/1991	2	Arkansas*	Charlotte	W 93-81
12	3/30/1991	4	North Carolina*	Indianapolis	W 79-73
12	4/1/1991	6	Duke*	Indianapolis	L 66-72
6	1/13/1992	13	Missouri	Columbia (ot)	W 92-80
5	2/1/1992	18	Oklahoma	Norman	W 96-95
3	2/8/1992	2	Oklahoma State	Stillwater	L 56-64
3	3/2/1992	14	Oklahoma State	Lawrence	W 77-64
3	3/8/1992	11	Missouri	Lawrence	W 97-89
3	3/14/1992	24	Oklahoma!	Kansas City	W 85-67
3	3/15/1992	11	Oklahoma State!	Kansas City	W 66-57
3	12/05/1992	2	Indiana	Indianapolis	W 74-69
2	12/30/1992	6	Michigan	Honolulu	L 74-86
4	1/11/1993	10	Oklahoma	Norman	W 96-85
6	2/17/1993	19	Oklahoma	Lawrence	L 77-80
8	3/7/1993	19	Oklahoma State	Stillwater	W 74-73
9	3/27/1993	1	Indiana*	Auburn Hills	W 83-77
9	4/3/1993	4	North Carolina*	Denver	L 68-78
9	11/19/1993	6	California	Lawrence	W 73-56
6	11/24/1993	10	Minnesota	New York	W 75-51
6	11/26/1993	18	Massachusetts	New York	W 86-75
3	12/1/1993	7	Temple	Lawrence	L 59-73
6	12/22/1993	22	Indiana	Lawrence (ot)	W 86-83
3	1/31/1994	20	Missouri	Columbia	L 67-79
4	2/20/1994	12	Missouri	Lawrence	L 74-81
11	3/24/1994	3	Purdue*	Chicago	L 78-83
7	12/3/1994	1	Massachusetts	Anaheim	W 81-75
4	12/7/1994	6	Florida	Lawrence	W 69-63
3	1/9/1995	17	Missouri	Columbia	W 102-89
3	1/14/1995	23	Iowa State	Ames	L 55-69
7	1/28/1995	2	Connecticut	Kansas City	W 88-59
3	2/4/1995	11	Iowa State	Lawrence	W 91-71
2	2/6/1995	24	Oklahoma State	Stillwater	L 69-76
1	2/20/1995	25	Oklahoma	Norman	L 73-76
1	2/25/1995	14	Missouri	Lawrence	W 88-69
3	3/5/1995	18	Oklahoma State!	Kansas City	W 78-62
5					

2020-21 KANSAS BASKETBALL

KU VS. AP RANKED FOES

KU Rank	Date	Opp. Rank	Opp. Opponent	Site	Result
7	11/9/2000	17	UCLA	New York	W 99-98
3	12/17/2000	11	Wake Forest	Winston-Salem	L 53-84
5	1/13/2001	22	Oklahoma	Norman	W 69-61
5	2/5/2001	15	Iowa State	Lawrence	L 77-79
6	2/17/2001	7	Iowa State	Ames	L 71-79
9	3/10/2001	16	Oklahoma	Kansas City	L 57-62
12	3/18/2001	17	Syracuse	Dayton, Ohio	W 87-58
12	3/23/2001	4	Illinois	San Antonio	L 64-80
8	12/1/2001	4	Arizona	Tucson	W 105-97
4	12/4/2001	23	Wake Forest	Lawrence	W 83-76
1	1/12/2002	11	UCLA	Los Angeles	L 77-87
4	1/15/2002	6	Oklahoma State	Stillwater	W 79-61
4	1/19/2002	5	Oklahoma	Lawrence	W 74-67
1	1/28/2002	18	Missouri	Lawrence	W 105-73
2	2/09/2002	24	Texas Tech	Lawrence	W 108-81
1	3/10/2002	4	Oklahoma	Kansas City	L 55-64
2	3/16/2002	24	Stanford	St. Louis	W 86-63
2	3/22/2002	13	Illinois	Madison	W 73-69
2	3/24/2002	11	Oregon	Madison	W 104-86
2	3/30/2002	4	Maryland	Atlanta	L 88-97
2	11/29/2002	7	Florida	New York	L 73-83
4	12/7/2002	7	Oregon	Portland	L 78-84
20	12/11/2002	17	Tulsa	Tulsa	W 89-80
6	1/25/2003	1	Arizona	Lawrence	L 74-91
12	1/27/2003	3	Texas	Lawrence	W 90-87
12	2/3/2003	21	Missouri	Lawrence	W 76-70
6	2/23/2003	5	Oklahoma	Norman	L 70-77
7	3/1/2003	16	Oklahoma State	Lawrence	W 79-61
6	3/27/2003	7	Duke	Waco	W 69-65
6	3/29/2003	2	Arizona	Anaheim	W 78-75
6	4/5/2003	9	Marquette	New Orleans	W 94-61
6	4/7/2003	13	Syracuse	New Orleans	L 78-81
6	11/25/2003	3	Michigan State	Lawrence	W 81-74
1	12/6/2003	21	Stanford	Anaheim	L 58-64
20	2/7/2004	19	Texas Tech	Lawrence	W 96-77
12	2/9/2004	10	Oklahoma State	Stillwater	L 60-80
20	2/23/2004	10	Texas	Austin	L 67-82
18	3/13/2004	11	Texas	Dallas	L 60-64
16	3/28/2004	14	Georgia Tech	St. Louis (OT)	L 71-79
2	1/1/2005	9	Georgia Tech	Lawrence (OT)	W 70-68
2	1/9/2005	8	Kentucky	Lexington	W 65-59
6	1/29/2005	16	Texas	Lawrence	W 90-65
8	2/21/2005	22	Oklahoma	Norman	L 71-63
8	2/27/2005	4	Oklahoma State	Lawrence	W 81-79
12	3/12/2005	6	Oklahoma State	Kansas City	L 78-75
NR	11/21/2005	9	Arizona	Maui	L 49-61
NR	12/01/2005	20	Nevada	Lawrence	L 70-72
NR	1/7/2006	19	Kentucky	Lawrence	W 73-46
NR	2/5/2006	18	Oklahoma	Lawrence	W 59-58
16	2/25/2006	7	Texas	Austin	L 55-80
17	03/12/2006	8	Texas!	Dallas	W 80-68
10	11/25/2006	1	Florida	Las Vegas (OT)	W 82-80
6	1/10/2007	9	Oklahoma State	Lawrence	W 87-57
6	2/3/2007	8	Texas A&M	Lawrence	L 66-69
3	3/3/2007	15	Texas	Lawrence	W 90-86
2	3/11/2007	14	Texas!	Oklahoma City	W 88-84
2	03/22/2007	15	Southern Illinois	San Jose	W 61-58
2	03/24/2007	7	UCLA	San Jose	L 55-68
4	12/2/2007	22	USC	Los Angeles	W 59-55
2	1/30/2008	22	Kansas State	Manhattan	L 75-84
3	2/1/2008	11	Texas	Austin	L 69-72
4	3/16/2008	7	Texas!	Kansas City	W 84-74
4	3/30/2008	23	Davidson	Detroit	W 59-57
4	3/5/2008	1	North Carolina	San Antonio	W 84-66
4	3/7/2008	2	Memphis	San Antonio (OT)	W 75-68
RV	1/3/2009	14	Tennessee	Lawrence	W 92-85
RV	1/10/2009	8	Michigan State	East Lansing	L 62-75
16	2/9/2009	17	Missouri	Columbia	L 60-62
15	2/23/2009	3	Oklahoma	Norman	W 87-78
15	3/1/2009	11	Missouri	Lawrence	W 90-65
14	3/27/2009	8	Michigan State	Indianapolis	L 62-67
1	1/2/2010	18	Temple	Philadelphia	W 84-52
1	1/10/2010	16	Tennessee	Knoxville	L 68-76
3	1/20/2010	25	Baylor	Lawrence	W 81-75
2	1/30/2010	11	Kansas State	Manhattan (OT)	W 81-79
1	2/8/2010	14	Texas	Austin	W 80-68
1	2/15/2010	24	Texas A&M	College Station	W 59-54
2	3/3/2010	5	Kansas State	Lawrence	W 82-65
1	3/12/2010	23	Texas A&M!	Kansas City	W 79-66
1	3/15/2010	9	Kansas State!	Kansas City	W 72-64
4	12/7/2010	13	Memphis	New York	W 81-68
2	1/22/2011	10	Texas	Lawrence	L 63-74
2	2/7/2011	19	Missouri	Lawrence	W 103-86
2	3/2/2011	24	Texas A&M	Lawrence	W 64-51
2	3/5/2011	22	Missouri	Columbia	W 70-66
2	3/12/2011	10	Texas!	Kansas City	W 85-73

KU Rank	Date	Opp. Rank	Opp. Opponent	Site	Result
12	11/15/2011	2	Kentucky	New York	L 65-75
14	11/23/2011	6	Duke	Maui	L 61-68
13	12/10/2011	2	Ohio State	Lawrence	W 78-67
14	1/4/2012	23	Kansas State	Lawrence	W 67-49
7	1/16/2012	3	Baylor	Lawrence	W 92-74
8	2/4/2012	4	Missouri	Columbia	L 71-74
7	2/8/2012	6	Baylor	Waco	W 68-54
4	2/25/2012	3	Missouri	Lawrence (OT)	W 87-86
3	3/9/2012	12	Baylor!	Kansas City	L 72-81
6	3/25/2012	4	North Carolina*	St. Louis	W 80-67
6	3/31/2012	7	Ohio State*	New Orleans	W 64-62
6	4/2/2012	1	Kentucky*	New Orleans	L 59-67
7	11/13/2012	21	Michigan State	Atlanta	L 64-67
9	12/22/2012	7	Ohio State	Columbus	W 74-66
3	1/22/2013	11	Kansas State	Manhattan	W 59-55
14	2/11/2013	10	Kansas State	Lawrence	W 83-62
9	2/20/2013	14	Oklahoma State	Stillwater (OT)	W 68-67
7	3/16/2013	11	Kansas State!	Kansas City	W 70-54
3	3/29/2013	10	Michigan*	Arlington, Texas (OT)	L 85-87
5	11/12/2013	4	Duke	Chicago	W 94-83
13	12/20/2013	19	Florida	Gainesville	L 61-67
16	1/5/2014	21	San Diego State	Lawrence	L 57-61
18	1/11/2014	25	Kansas State	Lawrence	W 86-60
15	1/13/2014	8	Iowa State	Ames	W 77-70
15	1/18/2014	9	Oklahoma State	Lawrence	W 80-78
8	1/20/2014	24	Baylor	Lawrence	W 78-68
6	1/29/2014	16	Iowa State	Lawrence	W 92-81
8	2/22/2014	19	Texas	Lawrence	W 85-54
5	11/18/14	1	Kentucky	Indianapolis	L 40-72
11	11/30/14	20	Michigan State	Orlando	W 61-56
10	12/13/14	13	Utah	Kansas City	W 63-60
12	1/7/15	21	Baylor	Waco	W 56-55
9	1/13/15	24	Oklahoma State	Lawrence	W 67-57
9	1/17/15	11	Iowa State	Ames	L 81-86
11	1/19/15	19	Oklahoma	Lawrence	W 85-78
11	1/24/15	17	Texas	Austin	W 75-62
8	2/2/15	11	Iowa State	Lawrence	W 89-76
2	2/14/15	16	Baylor	Lawrence	W 74-64
8	2/16/15	23	West Virginia	Morgantown	L 61-62
9	3/3/15	20	West Virginia	Lawrence (OT)	W 76-69
3	3/7/15	15	Oklahoma	Norman	L 73-75
9	3/13/15	16	Baylor	Kansas City	W 62-52
9	3/14/15	13	Iowa State	Kansas City	L 66-70
10	3/22/15	14	Wichita State*	Omaha	L 65-78
4	11/17/15	13	Michigan State	Chicago	L 79-73
5	11/25/15	19	Vanderbilt	Maui	W 70-63
1	1/2/16	23	Baylor	Lawrence	W 102-74
1	1/4/16	2	Oklahoma	Lawrence (3OT)	W 109-106
1	1/12/16	11	West Virginia	Morgantown	L 74-63
4	1/25/16	14	Iowa State	Ames	L 85-72
4	1/30/16	20	Kentucky	Lawrence (OT)	W 90-84
6	2/9/16	10	West Virginia	Lawrence	W 75-65
6	2/13/16	3	Oklahoma	Norman	W 76-72
2	2/23/16	19	Baylor	Waco	W 66-60
1	2/29/16	23	Texas	Austin	W 86-56
1	3/5/16	21	Iowa State	Lawrence	W 85-78
1	3/11/16	22	Baylor	Kansas City	W 70-66
1	3/12/16	9	West Virginia	Kansas City	W 81-71
1	3/24/16	18	Maryland*	Louisville	W 79-63
1	3/26/16	6	Villanova*	Louisville	L 59-64
3	11/1/16	11	Indiana	Honolulu (OT)	L 99-103
7	11/15/16	16	Duke	New York	W 77-75
2	1/24/17	18	West Virginia	Morgantown	L 69-85
2	1/28/17	4	Kentucky	Lexington	W 79-73
3	2/1/17	2	Baylor	Lawrence	W 73-68
3	2/13/17	9	West Virginia	Lawrence (OT)	W 84-80
3	2/18/17	4	Baylor	Waco	W 67-65
3	3/23/17	15	Purdue*	Kansas City	W 98-66
3	3/25/17	9	Oregon*	Kansas City	L 60-74
4	11/14/2017	7	Kentucky	Chicago	W 65-61
2	12/10/2017	16	Arizona State	Lawrence	L 85-95
10	1/2/2018	18	Texas Tech	Lawrence	L 73-85
10	1/6/2018	16	TCU	Fort Worth	W 88-84
10	1/15/2018	6	West Virginia	Morgantown	W 71-66
5	1/23/2018	12	Oklahoma	Norman	L 80-85
13	2/17/2018	20	West Virginia	Lawrence	W 77-69
8	2/24/2018	6	Texas Tech	Lubbock	W 74-72
4	3/10/2018	18	West Virginia!	Kansas City	W 81-70
4	3/23/2018	20	Clemson*	Omaha	W 80-76
4	3/25/2018	9	Duke*	Omaha (OT)	W 85-81
4	3/31/2018	2	Villanova*	San Antonio	L 79-95
1	11/6/2018	10	Michigan State	Indianapolis	W 92-87
1	11/23/2018	5	Tennessee	Brooklyn (OT)	W 87-82
1	12/15/2018	17	Villanova	Lawrence	W 74-71
1	12/22/2018	18	Arizona State	Tempe	L 76-80
5	1/2/2019	23	Oklahoma	Lawrence	W 70-63
7	1/9/2019	25	TCU	Lawrence	W 77-68
9	1/21/2019	24	Iowa State	Lawrence	W 80-76
9	1/26/2019	8	Kentucky	Lexington	L 63-71

KU Rank	Date	Opp. Rank	Opp. Opponent	Site	Result
11	2/2/2019	16	Texas Tech	Lawrence	W 79-63
12	2/23/2019	14	Texas Tech	Lubbock	L 62-91
15	2/25/2019	16	Kansas State	Lawrence	W 64-49
17	3/23/2019	14	Auburn*	Salt Lake City	L 75-89
3	11/5/2019	4	Duke	New York	L 66-68
2	12/7/2019	20	Colorado	Lawrence	W 72-58
1	12/21/2019	18	Villanova	Philadelphia	L 55-56
3	1/4/2020	16	West Virginia	Lawrence	W 60-53
3	1/11/2020	4	Baylor	Lawrence	L 55-67
3	2/12/2020	15	West Virginia	Morgantown	W 58-49
3	2/22/2020	1	Baylor	Waco	W 64-61

KANSAS VS. NO. 1 (9-16, 4-2 UNDER BILL SELF)

KU Rank	Date	Opp. Rank	Opp. Opponent	Site	Result
NR	12/30/1952	1	Kansas State%	Kansas City	L 87-93
15	1/17/1953	1	Kansas State	Lawrence	W 80-66
5	3/18/1953	1	Indiana*	Kansas City	L 68-69
2	3/23/1957	1	North Carolina*	Kansas City (3ot)	L 53-54
10	3/10/1958	1	Kansas State	Manhattan	W 61-44
NR	3/12/1960	1	Cincinnati	Manhattan, Kan	L 71-82
NR	12/15/1962	1	Cincinnati	Lawrence	L 49-64
4	3/25/1971	1	UCLA*	Houston	L 60-68
NR	1/22/1974	1	Notre Dame	Lawrence	L 74-76
19	12/10/1977	1	Kentucky	Lawrence	L 66-73
NR	11/28/1981	1	North Carolina	Charlotte	L 67-74
2	3/29/1986	1	Duke*	Dallas	L 67-71
NR	2/15/1989	1	Oklahoma	Lawrence (ot)	L 89-94
NR	11/22/1989	1	UNLV	New York	W 91-77
2	3/10/1990	1	Oklahoma!	Kansas City	L 77-95
9	3/27/1993	1	Indiana*	Auburn Hills	W 83-77
7	12/3/1994	1	Massachusetts	Anaheim	W 81-75
NR	3/19/2000	1	Duke*	Winston-Salem	L 64-69
6	1/25/2003	1	Arizona	Lawrence	L 74-91
10	11/25/2006	1	Florida	Las Vegas (ot)	W 82-80
4	3/5/2008	1	North Carolina*	San Antonio	W 84-66
6					

2020-21 KANSAS BASKETBALL YEAR-BY-YEAR STATS

Season	OVERALL			CONF.		FIELD GOALS				3-POINTERS			FREE THROWS			REBOUNDS				
	G	W-L	Pct.	W-L	Pct.	FG	FGA	Pct.	Opp. Pct.	3pt-Att.	Pct.	Opp. Pct.	FT-FTA	Pct.	Opp. Pct.	Reb.	Avg.	Opp. Reb.	Opp. Avg.	Rebound Margin
2019-20	31	28-3	.903	17-1	.944	851	1758	.484	.377	199-578	.344	.305	411-616	.667	.674	1196	38.6	991	32.0	+6.6
2018-19	36	26-10	.722	12-6	.667	989	2128	.465	.408	260-743	.350	.336	487-691	.705	.686	1377	38.2	1262	35.1	+3.2
2017-18	39	31-8	.795	13-5	.722	1165	2366	.492	.426	391-974	.401	.333	453-640	.708	.713	1388	35.6	1371	35.2	+0.4
2016-17	36	31-5	.861	16-2	.889	1071	2193	.488	.420	318-787	.404	.356	535-789	.678	.715	1392	38.7	1234	34.3	+4.4
2015-16	38	33-5	.868	15-3	.830	1092	2207	.495	.397	304-728	.418	.321	601-843	.713	.724	1443	38.0	1234	32.5	+5.5
2014-15	36	27-9	.750	13-5	.722	869	1976	.440	.396	213-562	.379	.315	610-842	.724	.672	1364	37.9	1227	34.1	+3.8
2013-14	35	25-10	.714	14-4	.778	955	1937	.493	.416	189-556	.340	.355	665-935	.711	.678	1336	38.2	1073	30.7	+7.5
2012-13	37	31-6	.838	14-4	.778	985	2049	.481	.361	216-594	.364	.303	596-809	.737	.687	1450	39.2	1219	32.9	+6.2
2011-12	39	32-7	.820	16-2	.889	1023	2169	.472	.380	222-643	.345	.340	597-863	.692	.720	1470	37.7	1256	32.2	+5.5
2010-11	38	35-3	.921	14-2	.875	1114	2193	.508	.394	271-710	.382	.298	585-862	.679	.730	1475	38.8	1172	30.8	+8.0
2009-10	36	33-3	.917	15-1	.938	1033	2111	.489	.379	262-648	.404	.331	609-871	.699	.686	1457	40.5	1211	33.6	+6.8
2008-09	35	27-8	.771	14-2	.875	945	1979	.478	.383	217-585	.371	.334	567-782	.725	.726	1371	39.2	1119	32.0	+7.2
2007-08	40	37-3	.925	13-3	.813	1176	2314	.508	.379	271-683	.397	.328	598-852	.702	.681	1547	38.7	1233	30.8	+7.9
2006-07	38	33-5	.868	14-2	.875	1106	2241	.494	.376	231-584	.396	.318	535-811	.660	.671	1507	39.7	1254	33.0	+6.7
2005-06	33	25-8	.758	13-3	.813	912	1923	.474	.370	205-539	.380	.344	451-671	.672	.674	1305	39.5	1128	34.2	+5.3
2004-05	30	23-7	.767	12-4	.750	801	1684	.476	.387	198-539	.367	.318	451-649	.695	.675	1129	37.6	1027	34.2	+3.4
2003-04	33	24-9	.727	12-4	.750	895	1923	.465	.391	188-562	.335	.315	525-743	.707	.703	1303	39.5	1167	35.4	+4.1
2002-03	38	30-8	.789	14-2	.875	1182	2393	.494	.402	183-546	.335	.363	594-906	.656	.698	1589	41.8	1288	33.9	+7.9
2001-02	37	33-4	.892	16-0	1.000	1259	2487	.506	.402	224-536	.418	.361	623-867	.719	.686	1638	44.3	1315	35.5	+8.7
2000-01	33	26-7	.788	12-4	.750	1002	1996	.502	.378	183-465	.394	.334	520-789	.659	.680	1407	42.6	1156	35.0	+7.6
1999-2000	34	24-10	.706	11-5	.688	1044	2269	.460	.401	159-463	.343	.347	429-660	.650	.652	1505	44.3	1225	36.0	+8.3
1998-99	33	23-10	.697	11-5	.688	874	1951	.448	.391	165-483	.342	.305	467-708	.660	.653	1350	40.9	1221	37.0	+3.9
1997-98	39	35-4	.897	15-1	.938	1249	2536	.493	.402	229-610	.375	.314	573-842	.681	.654	1682	43.1	1333	34.2	+8.9
1996-97	36	34-2	.944	15-1	.938	1084	2222	.488	.401	192-506	.379	.333	698-1007	.693	.655	1532	42.6	1158	32.2	+10.4
1995-96	34	29-5	.853	12-2	.857	960	2113	.454	.387	220-674	.326	.341	601-916	.656	.680	1445	42.5	1247	36.7	+5.8
1994-95	31	25-6	.806	11-3	.786	915	1925	.475	.378	206-589	.350	.339	537-809	.664	.694	1350	43.5	1184	38.2	+5.3
1993-94	35	27-8	.771	9-5	.643	1026	2181	.470	.383	201-530	.379	.338	564-893	.632	.681	1497	42.8	1279	36.5	+6.3
1992-93	36	29-7	.806	11-3	.786	1109	2154	.515	.436	215-527	.408	.370	604-841	.718	.677	1299	36.1	1214	33.7	+2.4
1991-92	32	27-5	.844	11-3	.786	975	1892	.515	.414	170-437	.389	.305	584-908	.643	.666	1228	38.4	1094	34.2	+4.2
1990-91	35	27-8	.771	10-4	.714	1086	2097	.518	.432	199-504	.395	.343	575-924	.622	.660	1322	37.8	1218	34.8	+3.0
1989-90	35	30-5	.857	11-3	.786	1204	2258	.533	.440	230-531	.433	.396	585-859	.681	.686	1381	39.5	1224	35.0	+4.5
1988-89	31	19-12	.613	6-8	.429	1024	1925	.532	.411	143-344	.416	.411	567-812	.698	.700	1129	36.4	1123	36.2	+0.2
1987-88	38	27-11	.711	9-5	.643	1111	2134	.521	.509	78-233	.335	.352	562-814	.690	.706	1351	35.6	1274	34.1	+1.5
1986-87	36	25-11	.694	9-5	.643	1041	2038	.511	.426	61-169	.361	.341	510-759	.672	.684	1261	37.1	1141	35.2	+1.9
1985-86	39	35-4	.897	13-1	.929	1260	2266	.556	.447	—	—	—	618-862	.717	.693	1378	35.3	1234	31.6	+3.7
1984-85	34	26-8	.765	11-3	.786	1019	1898	.537	.444	—	—	—	525-733	.716	.721	1158	34.1	1155	34.0	+0.1
1983-84	32	22-10	.688	9-5	.643	924	1769	.522	.447	—	—	—	473-654	.723	.717	1091	34.1	1089	34.0	+0.1
1982-83	29	13-16	.448	4-10	.286	815	1658	.492	.463	—	—	—	424-582	.729	.679	1066	36.8	981	38.8	+3.0
1981-82	27	13-14	.481	4-10	.286	694	1483	.468	.471	—	—	—	401-573	.700	.709	912	33.8	939	34.7	-0.9
1980-81	32	24-8	.750	9-5	.643	924	1832	.504	.432	—	—	—	500-717	.697	.685	1206	37.7	1134	35.4	+2.3
1979-80	29	15-14	.517	7-7	.500	842	1738	.484	.480	—	—	—	442-605	.731	.737	870	30.0	858	29.6	+0.4
1978-79	29	18-11	.621	8-6	.571	842	1848	.456	.469	—	—	—	429-629	.682	.688	992	34.2	969	33.4	+0.8
1977-78	29	24-5	.828	13-1	.929	965	2104	.479	.408	—	—	—	435-648	.671	.686	1196	41.2	954	32.9	+8.3
1976-77	28	18-10	.643	8-6	.571	840	1817	.462	.421	—	—	—	352-545	.646	.670	1065	38.0	925	33.0	+5.0
1975-76	26	13-13	.500	6-8	.429	688	1552	.443	.414	—	—	—	270-390	.692	.687	875	33.7	840	32.3	+1.4
1974-75	27	19-8	.704	11-3	.786	843	1853	.455	.413	—	—	—	314-435	.722	.638	1077	39.9	930	34.4	+5.5
1973-74	30	23-7	.767	13-1	.929	953	2051	.465	.413	—	—	—	337-475	.709	.690	1134	37.8	968	32.3	+5.5
1972-73	26	8-18	.308	4-10	.286	738	1753	.421	.433	—	—	—	259-409	.633	.661	1143	43.8	1172	45.1	-1.3
1971-72	26	11-15	.423	7-7	.500	768	1779	.432	.463	—	—	—	393-584	.673	.695	923	35.5	1007	38.7	-3.2
1970-71	30	27-3	.900	14-0	1.000	910	2122	.429	.389	—	—	—	508-824	.617	.708	1340	44.7	1087	36.2	+8.5
1969-70	26	17-9	.654	8-6	.571	763	1679	.454	.437	—	—	—	478-727	.657	.680	1186	45.6	939	42.0	+3.6
1968-69	27	20-7	.741	9-5	.642	734	1664	.441	.395	—	—	—	415-638	.650	.700	1192	44.1	817	38.7	+5.4
1967-68	30	22-8	.733	10-4	.714	816	1802	.453	.420	—	—	—	447-663	.674	.645	1215	40.5	967	39.8	+0.7
1966-67	27	23-4	.852	13-1	.928	752	1732	.434	.376	—	—	—	417-610	.684	.681	1221	45.2	1123	42.0	+3.2
1965-66	27	23-4	.852	13-1	.928	804	1863	.432	.390	—	—	—	467-728	.640	.682	1309	48.5	1031	38.1	+10.4
1964-65	25	17-8	.680	9-5	.642	643	1493	.430	.405	—	—	—	366-564	.649	.669	1054	42.2	919	36.8	+5.4
1963-64	25	13-12	.520	8-6	.571	614	1496	.410	.391	—	—	—	347-560	.619	.688	1144	45.8	1137	45.5	+0.3
1962-63	25	12-13	.480	5-9	.357	566	1536	.368	.401	—	—	—	351-539	.659	.667	1225	49.0	1099	43.9	+5.1
1961-62	25	7-18	.280	3-11	.214	619	1550	.399	.410	—	—	—	401-589	.681	.679	1257	50.3	1188	47.5	+2.8
1960-61	25	17-8	.680	10-4	.714	692	1743	.397	.372	—	—	—	466-676	.689	.698	1277	51.1	1114	44.6	+6.5
1959-60	28	19-9	.679	10-4	.714	699	1800	.388	.383	—	—	—	551-793	.694	.684	1313	46.9	1235	44.1	+2.8
1958-59	25	11-14	.440	8-6	.571	581	1663	.349	.364	—	—	—	450-734	.612	.622	1234	49.4	1082	43.3	+6.1
1957-58	23	18-5	.783	8-6	.571	573	1382	.415	.345	—	—	—	401-663	.605	.642	1043	45.3	777	33.8	+11.5
1956-57	27	24-3	.888	12-2	.857	695	1720	.404	.351	—	—	—	555-853	.650	.636	1299	48.1	949	35.1	

2020-21 KANSAS BASKETBALL

YEAR-BY-YEAR STATS

	FOULS		ASSISTS		TURNOVERS		BLOCKS		STEALS		POINTS					
PF-Dq	Opp. PF-Dq	Assists	Avg.	Opp. Ast.	TO	Opp. TO	BLK	Opp. BLK	ST	Opp. ST	Points	Opp. Points	Score Avg.	Opp. Avg.	Score Margin	Season
454-2	526-3	432	13.9	361	396	407	145	111	237	199	2312	1882	74.6	60.7	+13.9	2019-20
611-13	620-16	478	13.3	473	483	466	139	123	243	237	2725	2525	75.7	70.1	+5.6	2018-19
598-11	659-11	649	16.6	500	456	501	160	138	254	216	3174	2803	81.4	71.9	+9.5	2017-18
641-17	675-11	584	16.2	461	456	483	162	132	250	245	2995	2588	83.2	71.9	+11.3	2016-17
720-10	780-22	604	15.9	413	478	494	158	125	253	248	3089	2570	81.3	67.6	+13.7	2015-16
639-10	659-17	475	13.2	402	463	421	175	180	237	236	2561	2333	71.1	64.8	+6.3	2014-15
732-12	742-29	523	14.9	418	463	396	196	111	204	232	2764	2454	79.0	70.1	+8.9	2013-14
621-10	680-20	575	15.5	399	517	468	247	108	260	266	2782	2292	75.2	61.9	+13.2	2012-13
678-8	718-20	587	15.1	436	507	533	222	137	285	253	2865	2407	73.5	61.7	+11.8	2011-12
666-4	735-25	674	17.7	428	507	535	153	103	295	229	3084	2458	81.2	64.7	+16.5	2010-11
658-9	718-13	609	16.9	447	470	502	232	133	301	234	2937	2312	81.6	64.2	+17.4	2009-10
664-11	704-19	555	15.9	439	508	473	155	115	239	256	2674	2290	76.4	65.4	+11.0	2008-09
706-11	754-16	721	18.0	451	529	623	235	103	356	257	3221	2460	80.5	61.5	+19.0	2007-08
718-6	728-14	651	17.1	423	539	644	246	115	350	261	2978	2344	78.4	61.7	+16.7	2006-07
599-6	625-12	589	17.8	413	516	562	185	104	323	238	2480	2024	75.2	61.3	+13.9	2005-06
574-13	592-17	495	16.5	326	433	418	115	83	197	216	2251	1956	75.0	65.2	+9.8	2004-05
661-16	662-15	572	17.3	410	485	471	165	125	232	227	2503	2218	75.8	67.2	+8.6	2003-04
630-16	764-22	653	17.2	456	562	643	192	164	373	262	3141	2541	82.7	66.9	+15.8	2002-03
669-12	727-22	767	20.7	531	602	623	210	164	357	317	3365	2765	90.9	74.7	+16.2	2001-02
648-19	699-26	641	19.4	435	532	496	170	90	217	279	2707	2286	82.0	69.3	+12.7	2000-01
725-19	623-8	630	18.5	482	589	623	187	130	312	294	2676	2382	78.7	70.1	+8.6	1999-2000
590-13	644-16	521	15.8	407	516	536	142	140	265	269	2380	2128	72.1	64.5	+7.6	1998-99
651-13	743-24	746	19.1	512	623	667	220	122	315	316	3300	2628	84.6	67.4	+17.2	1997-98
674-10	802-31	598	16.6	427	571	667	222	113	351	307	3058	2380	84.9	66.1	+18.8	1996-97
651-6	726-30	600	17.6	397	530	627	204	118	323	246	2741	2219	80.6	65.3	+15.3	1995-96
572-7	717-31	529	17.1	402	483	481	181	84	185	238	2573	2171	83.0	70.0	+13.0	1994-95
659-15	739-21	628	17.9	451	564	603	192	106	277	294	2817	2392	80.5	68.3	+12.2	1993-94
633-13	724-22	687	19.1	439	523	653	104	101	328	247	3037	2510	84.4	69.7	+14.7	1992-93
707-23	749-27	605	18.9	381	564	634	123	115	281	260	2704	2179	84.5	68.1	+16.4	1991-92
741-16	772-29	648	18.5	606	606	721	78	112	325	262	2946	2435	84.2	69.6	+14.6	1990-91
680-4	791-31	763	21.8	486	532	687	103	77	309	247	3223	2532	92.1	72.3	+19.8	1989-90
659-18	701-29	620	20.0	502	514	604	81	69	263	219	2758	2445	89.0	78.9	+10.1	1988-89
763-20	781-28	670	17.6	494	643	637	137	70	325	293	2862	2580	75.3	74.7	+0.6	1987-88
780-25	710-24	604	16.8	451	549	485	102	93	224	238	2653	2437	73.7	67.7	+6.0	1986-87
750-20	797-32	814	20.1	563	568	561	137	88	246	248	3138	2634	80.5	67.5	+13.0	1985-86
681-19	706-19	660	19.4	494	518	488	119	72	217	242	2563	2360	75.4	69.4	+6.0	1984-85
653-22	622-17	570	17.8	456	477	432	109	77	200	202	2321	2140	72.5	66.9	+5.6	1983-84
586-16	559-21	457	15.8	374	492	403	98	75	154	211	2054	2034	70.8	70.1	+0.7	1982-83
472-15	491-12	341	12.6	358	—	—	71	61	157	142	1789	1771	66.3	65.6	+0.7	1981-82
584-15	643-22	399	12.5	359	—	—	117	56	253	149	2351	2017	73.5	63.0	+10.5	1980-81
639-25	547-16	384	13.2	359	412	—	103	43	252	147	2126	2010	73.3	69.3	+4.0	1979-80
590-24	597-29	172	5.9	367	439	—	135	—	258	—	2113	—	72.9	69.9	+3.0	1978-79
693-33	599-24	534	18.4	310	457	—	172	—	276	—	2365	—	81.6	66.4	+15.2	1977-78
639-41	491-20	437	15.6	351	450	—	150	—	207	—	2032	—	72.6	68.6	+4.0	1976-77
515-36	425-16	322	12.4	232	—	—	95	—	142	—	1646	—	63.3	63.3	—	1975-76
593-23	482-18	371	13.7	—	—	—	162	—	130	—	2000	—	74.1	68.3	+5.8	1974-75
590-12	554-18	—	—	—	—	—	—	—	—	—	2243	—	74.8	67.7	+7.1	1973-74
559-28	473-21	—	—	—	—	—	—	—	—	—	1735	—	66.7	70.5	-2.8	1972-73
591-28	458-13	—	—	—	—	—	—	—	—	—	1929	—	74.2	73.6	+0.6	1971-72
588-28	607-34	—	—	—	—	—	—	—	—	—	2328	—	77.6	64.6	+13.0	1970-71
481-21	538-26	—	—	—	—	—	—	—	—	—	2004	—	77.1	70.7	+6.4	1969-70
496-17	475-17	—	—	—	—	—	—	—	—	—	1883	—	69.7	60.2	+9.5	1968-69
591-22	423-19	—	—	—	—	—	—	—	—	—	2079	—	69.3	62.1	+7.2	1967-68
499-29	466-14	—	—	—	—	—	—	—	—	—	1921	—	71.1	59.5	+11.6	1966-67
524	528	—	—	—	—	—	—	—	—	—	2075	—	76.9	62.7	+14.2	1965-66
456-21	446-13	—	—	—	—	—	—	—	—	—	1652	—	66.1	60.2	+5.9	1964-65
430	454	—	—	—	—	—	—	—	—	—	1575	—	63.0	61.8	+1.2	1963-64
440	442	—	—	—	—	—	—	—	—	—	1483	—	59.3	61.4	-2.1	1962-63
469	440	—	—	—	—	—	—	—	—	—	1639	—	65.6	69.3	-3.7	1961-62
447	488	—	—	—	—	—	—	—	—	—	1850	—	74.0	65.0	+9.0	1960-61
457	560	—	—	—	—	—	—	—	—	—	1949	—	69.6	67.2	+2.4	1959-60
435	449	—	—	—	—	—	—	—	—	—	1612	—	64.5	63.3	+1.2	1958-59
328	482	—	—	—	—	—	—	—	—	—	1547	—	67.3	55.3	+12.0	1957-58
396	531	—	—	—	—	—	—	—	—	—	1945	—	72.0	58.3	+13.7	1956-57
403	436	—	—	—	—	—	—	—	—	—	1563	—	67.9	66.7	+1.2	1955-56
380	399	—	—	—	—	—	—	—	—	—	1465	—	69.8	69.0	+0.8	1954-55
498	523	—	—	—	—	—	—	—	—	—	1534	—	73.0	66.3	+6.7	1953-54
634	547	—	—	—	—	—	—	—	—	—	1813	—	72.6	63.4	+9.2	1952-53
700	739	—	—	—	—	—	—	—	—	—	2209	—	71.2	58.3	+12.9	1951-52
473	—	—	—	—	—	—	—	—	—	—	1331	—	55.5	—	—	1950-51
485	—	—	—	—	—	—	—	—	—	—	1446	—	57.8	—	—	1949-50
370	—	—	—	—	—	—	—	—	—	—	1183	—	49.3	—	—	1948-49
465	—	—	—	—	—	—	—	—	—	—	1224	—	51.0	—	—	1947-48
616	—	—	—	—	—	—	—	—	—	—	1296	—	48.0	—	—	1946-47

2020-21 KANSAS BASKETBALL YEAR-BY-YEAR RESULTS

DR. JAMES NAISMITH

9 SEASONS
1898-1907
55-60, 478



1903-04 (5-8)

D10	Olathe YMCA	Lawrence	W	35-10
D12	William Jewell	Lawrence	W	27-10
J8	Kansas State Deaf	Lawrence	W	35-10
J14	Topeka YMCA	Lawrence	W	25-22
J21	Haskell	Lawrence	L	12-28
J22	Topeka YMCA	Topeka, Kan.	L	16-18
F17	William Jewell	Liberty, Mo.	L	7-27
F18	Kansas City AC	Kansas City, Mo.	L	10-27
F22	Haskell	Haskell (Lawrence)	L	18-36
M7	Ottawa	Lawrence	L	21-25
M14	Ottawa	Ottawa, Kan.	L	16-26
M15	Newton AC	Newton, Kan.	W	18-10
M16	Emporia Teachers	Emporia, Kan.	L	13-25

1904-05 (5-6)

J21	Emporia State	Lawrence	W	46-11
J29	Nebraska Wesleyan	Lincoln, Neb.	L	37-52
J30	Omaha YMCA	Omaha, Neb.	L	24-31
J31	Des Moines YMCA	Des Moines, Iowa	L	19-37
F1	Oskaloosa YMCA	Oskaloosa, Iowa	W	37-14
F2	Oskaloosa YMCA	Oskaloosa, Iowa	W	56-21
F3	Ottumwa YMCA	Ottumwa, Iowa	L	22-34
F4	Fairfield YMCA	Fairfield, Iowa	L	20-29
F11	Fraternal Aid	Lawrence	L	20-37
F17	Osage City	Lawrence	W	18-8
F18	Emporia State	Lawrence	W	47-18

1905-06 (12-7)

D13	Emporia State	Emporia, Kan.	W	33-22
D14	Newton	Newton, Kan.	L	18-23
D16	Chilocco	Chilocco, Okla.	W	43-17
D18	Baker	Baldwin, Kan.	L	18-22
J15	Chilocco	Lawrence	W	19-11
J19	Washburn	Topeka, Kan.	W	22-19
F8	Wyandotte AC	Kansas City, Kan.	W	40-10
F9	Independence AC	Independence, Mo.	W	43-16
F10	Kansas City YMCA	Kansas City, Mo.	W	56-6
F12	Nebraska	Lincoln, Neb.	W	37-17
F13	Des Moines YMCA	Des Moines, Iowa	W	25-20
F14	Iowa	Iowa City, Iowa	L	20-28
F15	Armour Institute	Chicago, Ill.	W	34-25
F16	Evanston YMCA	Evanston, Ill.	L	13-29
F17	Chicago Central YMCA	Chicago, Ill.	L	12-35
F19	Muscatine YMCA	Muscatine, Iowa	L	19-43
F20	Fairfield	Fairfield, Iowa	L	39-42
F28	Washburn	Lawrence	W	39-12
M3	Emporia State	Lawrence	W	60-13

1906-07 (7-8)

J12	Lawrence YMCA	Lawrence	W	42-37
J25	Kansas State	Lawrence	W	54-39
F8	Ottawa	Lawrence	W	37-35
F9	Nebraska	Lawrence	L	19-32
F11	Kansas State	Manhattan, Kan.	L	25-29
F12	Emporia State	Emporia, Kan.	W	35-20
F13	Newton YMCA	Newton, Kan.	W	41-27
F14	Baker	Baldwin, Kan.	L	24-39
M5	Warrensburg	Warrensburg, Mo.	W	34-16
M6	Kansas City AC	Kansas City, Mo.	L	35-44
M7	William Jewell	Liberty, Mo.	L	20-22
M8	Co. F, Independence	Independence, Mo.	L	15-41
M9	Kirksville	Lawrence	W	65-21
M11	Missouri	Lawrence	L	31-34
M12	Missouri	Lawrence	L	13-33

1898-99 (7-4)

F3	Kansas City YMCA	Kansas City, Mo.	L	5-16
F10	Topeka YMCA	Lawrence	W	31-6
F18	Lawrence YMCA	Lawrence	W	14-4
F25	Kansas City YMCA	Lawrence	W	17-14
M3	Topeka YMCA	Topeka, Kan.	W	27-17
M8	Topeka YMCA	Topeka, Kan.	W	23-12
M23	Haskell	Lawrence	W	29-8
M27	Kansas City AC	Kansas City, Mo.	L	5-19
M30	Independence (Mo.)	Independence, Mo.	L	15-21
M31	Independence (Mo.)	Independence, Mo.	L	10-22
A3	William Jewell	Liberty, Mo.	W	19-3

1899-1900 (3-4)

J20	Haskell	Lawrence	W	14-5
F2	Haskell	Lawrence	W	13-7
F9	Topeka YMCA	Topeka, Kan.	L	14-28
F16	Kansas City YMCA	Kansas City, Mo.	L	8-18
M2	Nebraska	Lincoln, Neb.	L	8-48
M3	Omaha YMCA	Omaha, Neb.	W	12-10
M6	Kansas City YMCA	Lawrence	L	15-21

1900-01 (4-8)

D11	William Jewell	Liberty, Mo.	L	6-8
D22	† Ajax AC	Newton, Kan.	L	0-2
J24	Haskell	Lawrence	L	22-40
J31	Independence (Mo.)	Independence, Mo.	L	8-11
F1	Independence (Mo.)	Independence, Mo.	L	13-29
F8	Topeka YMCA	Topeka, Kan.	L	7-14
F15	Lawrence YMCA	Lawrence	W	28-12
F22	Haskell	Haskell (Lawrence)	L	12-18
M1	Topeka YMCA	Lawrence	L	21-23
M4	Ottawa YMCA	Ottawa, Kan.	W	14-8
M8	Lawrence YMCA	Lawrence	W	29-20
M9	Haskell	Lawrence	W	25-20

† In dispute over knowledge of the rules, Kansas walked off the court. Game was forfeited.

1901-02 (5-7)

D9	Haskell	Lawrence	L	19-31
D15	Ottawa	Lawrence	L	21-25
J15	Haskell	Haskell (Lawrence)	W	27-22
J24	William Jewell	Lawrence	W	12-11
F3	Des Moines YMCA	Des Moines, Iowa	W	38-23
F4	Muscatine YMCA	Muscatine, Iowa	L	23-40
F5	Iowa	Iowa City, Iowa	L	27-40
F6	Fairfield Co. M	Fairfield, Iowa	L	17-33
F7	Ottumwa	Ottumwa, Iowa	L	15-20
F8	William Jewell	Liberty, Mo.	W	19-16
M1	Nebraska	Lawrence	L	29-35
M14	Leavenworth YMCA	Leavenworth, Kan.	W	36-7

1902-03 (7-8)

D12	Haskell	Lawrence	L	12-23
D18	William Jewell	Liberty, Mo.	L	10-12
D19	Newton AC	Newton, Kan.	W	38-7
D31	Chicago Central YMCA	Chicago, Ill.	L	18-43
J1	Monmouth AC	Monmouth, Ill.	L	19-40
J2	Fond du Lac, AC	Fond du Lac, Wis.	L	20-29
J23	Schmelzer AC	Independence, Mo.	L	11-15
J24	Lee's Summit AC	Lee's Summit, Mo.	W	31-11
J30	William Jewell	Liberty, Mo.	W	23-12
J31	Nebraska	Lincoln, Neb.	L	19-23
F3	Omaha YMCA	Omaha, Neb.	W	25-23
F7	Highland Park	site unknown	W	21-9
F9	Des Moines YMCA	Des Moines, Iowa	L	10-16
F10	Ottumwa YMCA	Ottumwa, Iowa	W	29-5
F11	Fairfield AC	Fairfield, Iowa	W	28-16

DR. FORREST C. "PHOG" ALLEN



FIRST TWO SEASONS, 1907-09
43-9, 827

1907-08 (18-6) | MVIAA (6-0, 1st)

D13	† Ottawa	Lawrence	W	66-22
D19	Ottawa	Ottawa, Kan.	L	33-39
D20	Newton YMCA	Newton, Kan.	W	37-32
D21	Newton YMCA	Newton, Kan.	W	39-32
J10	William Jewell	Liberty, Mo.	L	16-27
J17	Nebraska	Lawrence	L	17-20
J18	Nebraska	Lawrence	L	21-23
J20	Nome, Alaska	Lawrence	L	28-34
J24	Newton YMCA	Lawrence	W	26-25
J25	Kansas City AC	Lawrence	W	25-16
J31	Kansas State	Lawrence	W	50-12
F1	Washburn	Topeka, Kan.	W	19-17
F4	Missouri	Lawrence	W	21-20
F5	Missouri	Lawrence	W	24-18
F8	Washburn	Lawrence	W	39-15
F10	William Jewell	Lawrence	W	19-11
F14	Kansas City AC	Kansas City, Mo.	W	34-32
F15	Warrensburg	Warrensburg, Mo.	W	34-16
F17	Missouri	Columbia, Mo.	W	30-19
F18	Missouri	Columbia, Mo.	W	26-22
F19	Des Moines YMCA	Des Moines, Iowa	L	17-34
F20	Iowa State	Ames, Iowa	W	53-35
F21	Nebraska	Lincoln, Neb.	W	28-26
F22	Nebraska	Lincoln, Neb.	W	28-25

† Dedication game of Robinson Gymnasium

1908-09 (25-3) | MVIAA (8-2, 1st)

D10	Baker	Baldwin, Kan.	W	21-17
D12	Baker	Lawrence	W	44-16
D14	Emporia State	Emporia, Kan.	W	36-24
D15	Kansas State	Manhattan, Kan.	W	42-27
D16	Kansas Wesleyan	Salina, Kan.	W	35-18
D17	Bethany	Lindsborg, Kan.	W	36-24
D18	Fairmount	Wichita, Kan.	W	65-15
D19	Winfield YMCA	Winfield, Kan.	W	47-34
D21	Chilocco	Chilocco, Okla.	W	39-9
J8	Nebraska	Lawrence	W	48-13
J9	Nebraska	Lawrence	W	36-17
J11	Iowa State	Lawrence	W	65-22
J16	William Jewell	Lawrence	W	63-12
J22	Ottawa	Lawrence	W	61-22
J23	Washburn	Lawrence	W	36-10
J30	Nebraska	Lincoln, Neb.	W	18-13
F3	Missouri	Lawrence	W	24-14
F4	Missouri	Lawrence	W	31-23
F9	Warrensburg	Warrensburg, Mo.	W	37-14
F10	Washington (Mo.)	St. Louis, Mo.	L	26-28
F11	Washington (Mo.)	St. Louis, Mo.	W	23-18
F12	Missouri	Columbia, Mo.	W	25-19
F13	Missouri	Columbia, Mo.	L	21-38
F20	Washington (Mo.)	Lawrence	W	33-28
F22	Washington (Mo.)	Lawrence	W	27-25
M4	Nebraska	Kansas City, Mo.	W	28-22
M5	Nebraska	Kansas City, Mo.	W	24-15
M6	Nebraska	Kansas City, Mo.	L	29-32




1899 BASKETBALL TEAM

2020-21 KANSAS BASKETBALL YEAR-BY-YEAR RESULTS

W.O. HAMILTON

10 SEASONS
125-59, .679



1909-10 (18-1) | MVIAA (7-1, 1st)

J7	Nebraska	Lawrence	W	33-17
J8	Nebraska	Lawrence	W	40-16
J15	Washington (Mo.)	Lawrence	W	46-7
J17	Washington (Mo.)	Lawrence	W	34-13
J21	Baker	Lawrence	W	37-24
J22	Baker	Baldwin, Kan.	W	27-21
J27	Kansas State	Lawrence	W	44-19
J28	Bethany	Lawrence	W	47-22
F11	Missouri	Lawrence	W	29-15
F12	Missouri	Lawrence	W	27-14
F18	Kansas City AC	Kansas City, Mo.	W	34-31
F19	Washington (Mo.)	St. Louis, Mo.	W	19-16
F20	Washington (Mo.)	St. Louis, Mo.	L	15-16
F22	Missouri	Columbia, Mo.	W	25-21
F23	Missouri	Columbia, Mo.	W	58-22
F24	Drake	Des Moines, Iowa	W	62-33
F25	Iowa State	Ames, Iowa	W	34-18
F26	Nebraska	Lincoln, Neb.	W	40-20
F27	Nebraska	Lincoln, Neb.	W	40-13

1910-11 (12-6) | MVIAA (9-3, 1st)

J13	Baker	Lawrence	W	40-17
J16	Iowa State	Lawrence	W	41-21
J17	Iowa State	Lawrence	W	54-18
J20	Baker	Baldwin, Kan.	W	27-21
J28	Missouri	Lawrence	W	34-28
J29	Missouri	Lawrence	W	27-14
F4	Kansas City AC	Lawrence	W	36-29
F10	Nebraska	Lawrence	L	27-36
F11	Nebraska	Lawrence	W	37-12
F16	Kansas City AC	Kansas City, Mo.	L	40-41*
F17	Missouri	Columbia, Mo.	W	32-16
F18	Missouri	Columbia, Mo.	W	36-25
F20	Iowa State	Ames, Iowa	W	37-36*
F21	Iowa State	Ames, Iowa	W	28-17
F22	Grinnell	Grinnell, Iowa	L	16-17
F23	Cotner	Cotner, Neb.	L	26-35
F24	Nebraska	Lincoln, Neb.	L	26-38
F25	Nebraska	Lincoln, Neb.	L	24-36

1911-12 (11-7) | MVIAA (6-2, 1st)

J17	Baker	Lawrence	W	45-18
J19	Nebraska	Lawrence	L	26-30
J20	Nebraska	Lawrence	L	27-30
J26	Kansas City AC	Lawrence	W	43-15
J27	Kansas State	Lawrence	W	37-24
F1	Kansas City AC	Kansas City, Mo.	W	31-25
F6	Baker	Baldwin, Kan.	W	34-13
F9	Missouri	Lawrence	W	27-16
F10	Missouri	Lawrence	W	31-21
F16	Washington (Mo.)	Lawrence	W	43-16
F17	Washington (Mo.)	Lawrence	W	30-22
F21	Missouri	Columbia, Mo.	W	39-24
F22	Missouri	Columbia, Mo.	W	32-26
F23	Washington (Mo.)	St. Louis, Mo.	L	18-26
F24	Washington (Mo.)	St. Louis, Mo.	L	28-32
F29	Kansas State	Manhattan, Kan.	L	28-33
M1	Nebraska	Lincoln, Neb.	L	21-49
M2	Nebraska	Lincoln, Neb.	L	28-29

1912-13 (16-6) | MVIAA (7-3, 2nd)

J16	Haskell	Lawrence	W	56-27
J17	Haskell	Lawrence	W	41-25
J18	Washburn	Lawrence	W	44-25
J21	Kansas State	Lawrence	L	21-39
J22	Kansas State	Lawrence	L	25-27
J30	Kansas State	Manhattan, Kan.	W	34-19
J31	Kansas State	Manhattan, Kan.	W	30-20

F1	Washburn	Topeka, Kan.	L	40-41
F7	Washington (Mo.)	Lawrence	W	44-25
F8	Washington (Mo.)	Lawrence	W	68-8
F14	Missouri	Lawrence	W	22-12
F15	Missouri	Lawrence	W	34-20
F19	William Jewell	Lawrence	W	47-19
F22	College of Emporia	Lawrence	W	41-29
F26	Missouri	Columbia, Mo.	L	20-26
F27	Missouri	Columbia, Mo.	W	33-26
F28	Washington (Mo.)	St. Louis, Mo.	W	29-28
M1	Washington (Mo.)	St. Louis, Mo.	W	45-29
M3	Warrensburg	Warrensburg, Mo.	W	30-24
M10	Nebraska	Lincoln, Neb.	L	26-40
M11	Nebraska	Lawrence	L	16-18
M12	Nebraska	Manhattan, Kan.	W	30-24

1913-14 (17-1) | MVIAA (13-1, T-1st)

J7	Iowa State	Lawrence	W	24-18
J8	Iowa State	Lawrence	W	38-22
J12	Haskell	Lawrence	W	49-28
J16	Washburn	Lawrence	W	39-28
J22	Kansas State	Manhattan, Kan.	W	44-26
J23	Kansas State	Manhattan, Kan.	L	25-29
J30	Kansas State	Lawrence	W	28-24
J31	Kansas State	Lawrence	W	41-16
F6	Washington (Mo.)	Lawrence	W	50-19
F7	Washington (Mo.)	Lawrence	W	41-11
F11	Missouri	Columbia, Mo.	W	28-25
F12	Missouri	Columbia, Mo.	W	27-21
F13	Washington (Mo.)	St. Louis, Mo.	W	29-18
F14	Washington (Mo.)	St. Louis, Mo.	W	32-21
F19	Warrensburg	Lawrence	W	49-22
F25	Missouri	Lawrence	W	38-22
F26	Missouri	Lawrence	W	31-18
F28	College of Emporia	Emporia, Kan.	W	40-25

1914-15 (16-1) | MVIAA (13-1, 1st)

J8	Iowa State	Ames, Iowa	W	29-22
J9	Iowa State	Ames, Iowa	W	27-23
J13	Warrensburg	Lawrence	W	46-20
J15	William Jewell	Lawrence	W	55-21
J22	Nebraska	Lawrence	W	45-17
J23	Nebraska	Lawrence	W	30-23
J28	Kansas State	Manhattan, Kan.	W	38-22
J29	Kansas State	Manhattan, Kan.	W	36-32
F6	Washburn	Lawrence	W	53-28
F10	Kansas State	Lawrence	L	18-21
F11	Kansas State	Lawrence	W	39-20
F19	Missouri	Lawrence	W	42-23
F20	Missouri	Lawrence	W	44-19
F24	Missouri	Columbia, Mo.	W	33-22
F25	Missouri	Columbia, Mo.	W	40-26
F26	Washington (Mo.)	St. Louis, Mo.	W	48-16
F27	Washington (Mo.)	St. Louis, Mo.	W	39-20

1915-16 (6-12) | MVIAA (5-11, 4th)

J7	Iowa State	Lawrence	W	26-25
J8	Iowa State	Lawrence	L	21-24
J12	Washburn	Lawrence	W	38-10
J14	Nebraska	Lincoln, Neb.	L	33-34
J15	Nebraska	Lincoln, Neb.	L	27-40
J20	Kansas State	Lawrence	L	18-31
J21	Kansas State	Lawrence	L	12-26
F4	Washington (Mo.)	Lawrence	W	30-16
F5	Washington (Mo.)	Lawrence	W	43-13
F9	Missouri	Columbia, Mo.	L	24-30
F10	Missouri	Columbia, Mo.	L	20-42
F11	Washington (Mo.)	St. Louis, Mo.	W	30-25
F12	Washington (Mo.)	St. Louis, Mo.	L	24-33
F17	Kansas State	Manhattan, Kan.	L	23-38
F18	Kansas State	Manhattan, Kan.	L	21-45
F24	Emporia State	Lawrence	L	25-36
F28	Missouri	Lawrence	L	10-41
F29	Missouri	Lawrence	W	31-19

1916-17 (12-8) | MVIAA (9-7, 4th)

J10	Washburn	Lawrence	W	55-9
J12	Emporia State	Lawrence	W	36-27
J18	Iowa State	Ames, Iowa	W	30-13
J19	Iowa State	Ames, Iowa	W	25-9
J20	K. C. Poly	Kansas City, Mo.	W	45-22
J23	Kansas State	Lawrence	W	34-16
J24	Kansas State	Lawrence	W	27-19
F2	Kansas State	Manhattan, Kan.	L	9-38
F3	Kansas State	Manhattan, Kan.	L	29-32
F6	Missouri	Lawrence	W	24-23
F7	Missouri	Lawrence	L	17-26
F12	Washington (Mo.)	Lawrence	W	34-26
F13	Washington (Mo.)	Lawrence	W	33-25
F16	Nebraska	Lawrence	L	19-21
F17	Nebraska	Lawrence	W	30-10
F21	Missouri	Columbia, Mo.	L	20-24
F22	Missouri	Columbia, Mo.	L	15-38
F23	Washington (Mo.)	St. Louis, Mo.	L	16-24
F24	Washington (Mo.)	St. Louis, Mo.	W	29-19
	Kansas All Stars	Date & site unknown	L	20-26

1917-18 (10-8) | MVIAA (9-8, 3rd)

J10	Camp Funston	Lawrence	W	37-27
J17	Iowa State	Lawrence	W	24-21
J18	Iowa State	Lawrence	W	31-20
J25	Drake	Lawrence	W	61-24
J30	Kansas State	Lawrence	L	23-36
J31	Kansas State	Lawrence	W	35-32
F4	Missouri	Lawrence	L	22-36
F5	Missouri	Lawrence	L	21-25
F11	Washington (Mo.)	Lawrence	W	51-22
F12	Washington (Mo.)	Lawrence	W	40-25
F15	Nebraska	Lincoln, Neb.	L	23-24
F16	Nebraska	Lincoln, Neb.	W	31-25
F20	Missouri	Columbia, Mo.	L	21-39
F21	Missouri	Columbia, Mo.	W	28-23
F22	Washington (Mo.)	St. Louis, Mo.	L	23-47
F23	Washington (Mo.)	St. Louis, Mo.	L	18-32
M4	Kansas State	Manhattan, Kan.	W	35-33
M5	Kansas State	Manhattan, Kan.	L	25-32

1918-19 (7-9) | MVIAA (5-9, 5th)

J17	Iowa State	Ames, Iowa	W	50-17
J18	Iowa State	Ames, Iowa	L	28-29
J24	Baker	Lawrence	W	33-30
J31	Missouri	Lawrence	L	25-45
F1	Missouri	Lawrence	L	15-37
F6	Kansas State	Manhattan, Kan.	L	30-33
F7	Kansas State	Manhattan, Kan.	L	27-41
F12	K. C. Poly	Lawrence	W	50-34
F19	Missouri	Columbia, Mo.	L	20-34
F20	Missouri	Columbia, Mo.	W	36-29
F21	Washington (Mo.)	St. Louis, Mo.	W	35-31
F22	Washington (Mo.)	St. Louis, Mo.	W	39-19
F27	Kansas State	Lawrence	L	22-37
F28	Kansas State	Lawrence	L	18-31
M5	Nebraska	Lawrence	W	31-17
M6	Nebraska	Lawrence	L	24-29



1913-14 MVIAA CHAMPS

2020-21 KANSAS BASKETBALL YEAR-BY-YEAR RESULTS

DR. FORREST C. "PHOG" ALLEN



39 TOTAL SEASONS
590-219, .729

1919-20 (11-7) | MVIAA (9-7, 3rd)

J6	Emporia State	Lawrence	W	37-22
J8	Washburn	Lawrence	W	50-40
J16	Iowa State	Lawrence	W	29-27
J17	Iowa State	Lawrence	W	28-18
J22	Missouri	Lawrence	L	27-32
J23	Missouri	Lawrence	L	16-38
F6	Kansas State	Manhattan, Kan.	W	33-18
F7	Kansas State	Manhattan, Kan.	L	12-26
F13	Grinnell	Grinnell, Iowa	W	42-11
F14	Drake	Des Moines, Iowa	W	37-18
F18	Missouri	Columbia, Mo.	L	21-36
F19	Missouri	Columbia, Mo.	L	13-31
F20	Washington (Mo.)	St. Louis, Mo.	L	27-28
F21	Washington (Mo.)	St. Louis, Mo.	L	35-37
M5	Oklahoma	Lawrence	W	33-28
M6	Oklahoma	Lawrence	W	42-26
M9	Kansas State	Lawrence	W	30-24
M10	Kansas State	Lawrence	W	31-23

* Karl Schlademann started season as coach but resigned after first game to concentrate on his duties as head track coach. Dr. Allen replaced him.

1920-21 (10-8) | MVIAA (10-8, 4th)

J7	Drake	Lawrence	W	41-18
J8	Drake	Lawrence	W	34-28
J14	Iowa State	Ames, Iowa	W	28-13
J15	Iowa State	Ames, Iowa	W	17-15
J21	Grinnell	Lawrence	W	35-20
J22	Grinnell	Lawrence	W	31-17
J28	Missouri	Columbia, Mo.	L	22-27
J29	Missouri	Columbia, Mo.	L	21-28
F4	Kansas State	Lawrence	L	18-31
F5	Kansas State	Lawrence	L	22-24
F9	Washington (Mo.)	Lawrence	W	39-28
F10	Washington (Mo.)	Lawrence	W	46-17
F18	Kansas State	Manhattan, Kan.	L	30-36
F19	Kansas State	Manhattan, Kan.	L	18-26
F25	Missouri	Lawrence	L	17-33
F26	Missouri	Lawrence	L	30-41
M4	Oklahoma	Norman, Okla.	W	33-30
M5	Oklahoma	Norman, Okla.	W	37-32

1921-22 (16-2) | MVIAA (15-1, T-1st) NATIONAL CHAMPIONS (Helms Foundation)

J2	Minnesota	Minneapolis, Minn.	W	32-11
J6	Grinnell	Lawrence	W	38-16
J10	Drake	Lawrence	W	28-23
J16	Washington (Mo.)	Lawrence	W	44-17
J19	Nebraska	Lincoln, Neb.	W	25-15
J24	Missouri	Lawrence	L	25-35
J30	Kansas City AC	Kansas City, Mo.	L	32-34
F1	Oklahoma	Norman, Okla.	W	41-24
F6	Iowa State	Lawrence	W	32-21
F8	Kansas State	Manhattan, Kan.	W	32-23
F11	Oklahoma	Lawrence	W	42-28
F14	Iowa State	Ames, Iowa	W	24-18
F15	Grinnell	Grinnell, Iowa	W	21-14
F16	Drake	Des Moines, Iowa	W	28-13
F21	Missouri	Columbia, Mo.	W	26-16
F22	Washington (Mo.)	St. Louis, Mo.	W	41-26
F28	Kansas State	Lawrence	W	44-26
M6	Nebraska	Lawrence	W	41-18

1922-23 (17-1) | MVIAA (16-0, 1st) NATIONAL CHAMPIONS (Helms Foundation)

J3	Creighton	Omaha, Neb.	W	29-7
J5	Nebraska	Lawrence	W	30-20
J8	Iowa State	Lawrence	W	22-12
J11	Iowa State	Ames, Iowa	W	37-17
J12	Grinnell	Grinnell, Iowa	W	23-8
J13	Drake	Des Moines, Iowa	W	32-18
J16	Missouri	Columbia, Mo.	W	21-19
J17	Washington (Mo.)	St. Louis, Mo.	W	34-16
J22	Washington (Mo.)	Lawrence	W	41-14
J24	Kansas City AC	Kansas City, Mo.	L	23-27
J29	Oklahoma	Norman, Okla.	W	27-21
F7	Kansas State	Lawrence	W	44-23
F12	Nebraska	Lincoln, Neb.	W	36-15
F17	Drake	Lawrence	W	41-11
F21	Kansas State	Manhattan, Kan.	W	24-17
F22	Oklahoma	Lawrence	W	42-18
F24	Grinnell	Lawrence	W	38-16
F28	Missouri	Lawrence	W	23-20

1923-24 (16-3) | MVIAA (15-1, 1st)

J5	Hillyard Chemical Co.	St. Joseph, Mo.	L	26-28
J11	Drake	Lawrence	W	49-16
J15	Oklahoma	Lawrence	W	21-19
J18	Nebraska	Lawrence	W	19-18
J22	Kansas State	Manhattan, Kan.	W	36-21
J26	Nebraska	Lincoln, Neb.	W	13-10
J29	Missouri	Lawrence	W	16-14
F5	Kansas City AC	Kansas City, Mo.	L	23-31
F6	Washington (Mo.)	Lawrence	W	17-16
F9	Oklahoma	Norman, Okla.	L	20-26
F12	Kansas State	Lawrence	W	23-15
F14	Iowa State	Lawrence	W	30-16
F20	Drake	Des Moines, Iowa	W	28-17
F21	Grinnell	Grinnell, Iowa	W	37-22
F22	Iowa State	Ames, Iowa	W	20-15
F26	Grinnell	Lawrence	W	39-19
F29	Washington (Mo.)	St. Louis, Mo.	W	31-22
M1	Missouri	Columbia, Mo.	W	30-17
M26	Missouri	Kansas City, Mo.	W	15-14

1924-25 (17-1) | MVIAA (15-1, 1st)

J3	Hillyard Chemical Co.	St. Joseph, Mo.	W	19-15
J8	Grinnell	Grinnell, Iowa	W	39-26
J9	Iowa State	Ames, Iowa	W	28-8
J10	Drake	Des Moines, Iowa	W	33-16
J14	Kansas State	Lawrence	L	28-40
J22	Kansas City AC	Kansas City, Mo.	W	41-17
J31	Nebraska	Lincoln, Neb.	W	25-20
F2	Oklahoma	Lawrence	W	34-20
F9	Iowa State	Lawrence	W	33-18
F11	Grinnell	Lawrence	W	23-20
F12	Washington (Mo.)	St. Louis, Mo.	W	22-19
F14	Missouri	Columbia, Mo.	W	23-22
F17	Nebraska	Lawrence	W	28-20
F19	Drake	Lawrence	W	27-20
F24	Kansas State	Manhattan, Kan.	W	27-17
F26	Oklahoma	Norman, Okla.	W	23-22
F28	Missouri	Lawrence	W	33-17
M9	Washington (Mo.)	Lawrence	W	27-21

1925-26 (16-2) | MVIAA (16-2, 1st)

J11	Washington (Mo.)	Lawrence	L	18-25
J13	Kansas State	Manhattan, Kan.	W	25-16
J14	Grinnell	Lawrence	W	28-20
J21	Oklahoma	Lawrence	L	21-29
J23	Missouri	Lawrence	W	24-15
J28	Grinnell	Grinnell, Iowa	W	36-19
J29	Iowa State	Ames, Iowa	W	43-21
J30	Drake	Des Moines, Iowa	W	28-24
F6	Nebraska	Lincoln, Neb.	W	25-14
F9	Drake	Lawrence	W	34-18
F11	Oklahoma State	Lawrence	W	38-18
F15	Iowa State	Lawrence	W	35-23
F19	Oklahoma State	Stillwater, Okla.	W	47-30
F20	Oklahoma	Norman, Okla.	W	29-21
F23	Missouri	Columbia, Mo.	W	27-22
F24	Washington (Mo.)	St. Louis, Mo.	W	29-22
F27	Nebraska	Lawrence	W	30-17
M1	Kansas State	Lawrence	W	34-29



COACH "PHOG" ALLEN

1926-27 (15-2) | MVIAA (10-2, T-1st)

J3	Creighton	Omaha, Neb.	W	31-29
J4	Drake	Des Moines, Iowa	W	27-13
J8	Washington (Mo.)	St. Louis, Mo.	W	31-15
J12	Kansas City AC	Kansas City, Mo.	W	27-21
J15	Iowa State	Lawrence	L	12-15
J19	Nebraska	Lawrence	L	24-27
J29	Missouri	Columbia, Mo.	W	40-23
F1	Hillyard Chemical Co.	St. Joseph, Mo.	W	30-27
F9	Kansas State	Manhattan, Kan.	W	35-34
F12	Grinnell	Grinnell, Iowa	W	41-19
F14	Iowa State	Ames, Iowa	W	27-16
F18	Grinnell	Lawrence	W	36-16
F21	Washington (Mo.)	Lawrence	W	27-18
F26	Nebraska	Lincoln, Neb.	W	34-25
F28	Kansas City AC	Kansas City, Mo.	W	32-28
M2	Missouri	Lawrence	W	36-29
M4	Kansas State	Lawrence	W	29-24

1927-28 (9-9) | MVIAA (9-9, 4th)

D16	Kansas State	Lawrence	L	13-20
J6	Washington (Mo.)	Lawrence	W	29-26
J10	Missouri	Lawrence	L	22-30
J13	Oklahoma	Norman, Okla.	L	19-45
J14	Oklahoma State	Stillwater, Okla.	W	34-31
J19	Iowa State	Lawrence	W	46-33
J27	Washington (Mo.)	St. Louis, Mo.	L	28-35
F2	Grinnell	Grinnell, Iowa	W	36-27
F3	Iowa State	Ames, Iowa	W	21-19
F4	Drake	Des Moines, Iowa	W	28-27
F9	Drake	Lawrence	L	28-40
F14	Oklahoma	Lawrence	L	21-30
F17	Nebraska	Lawrence	W	33-27
F18	Grinnell	Lawrence	W	42-21
F21	Missouri	Columbia, Mo.	L	29-49
F24	Nebraska	Lincoln, Neb.	L	28-32
F27	Oklahoma State	Lawrence	W	46-44
M7	Kansas State	Manhattan, Kan.	L	30-40

1928-29 (3-15) | Big Six (2-8, T-5th)

D18	Washburn	Topeka, Kan.	L	24-25
D22	Missouri	Kansas City, Mo.	L	31-38
D28	Notre Dame	Kansas City, Mo.	L	21-32
D29	Notre Dame	Kansas City, Mo.	L	17-29
J3	California	Oakland, Calif.	L	21-33
J4	California	Oakland, Calif.	L	23-30
J5	California	Oakland, Calif.	W	24-23
J12	Oklahoma	Lawrence	L	25-27
J15	Missouri	Columbia, Mo.	L	30-34
J19	Nebraska	Lincoln, Neb.	L	29-30
J21	Iowa State	Lawrence	L	24-27
F2	Kansas State	Lawrence	W	31-24
F7	Nebraska	Lawrence	L	31-37
F16	Oklahoma	Norman, Okla.	L	25-40
F20	Missouri	Lawrence	L	20-33
F26	Creighton	Omaha, Neb.	L	27-44
F28	Iowa State	Ames, Iowa	W	33-32
M5	Kansas State	Manhattan, Kan.	L	35-36

2020-21 KANSAS BASKETBALL YEAR-BY-YEAR RESULTS

1929-30 (14-4) | Big Six (7-3, 2nd)

D17	Washburn	Topeka, Kan.	W	42-22
D21	Missouri	Kansas City, Mo.	W	17-12
J2	California	Kansas City, Mo.	W	36-25
J3	California	Kansas City, Mo.	W	31-15
J4	California	Lawrence	W	38-28
J6	Mexico (Nationals)	Lawrence	W	39-30
J11	Oklahoma	Norman, Okla.	W	34-22
J13	Oklahoma State	Stillwater, Okla.	W	44-20
J17	Iowa State	Lawrence	W	37-16
F5	Kansas State	Manhattan, Kan.	W	29-26
F10	Nebraska	Lawrence	W	27-20
F15	Oklahoma	Lawrence	W	25-23
F18	Kansas State	Lawrence	W	32-30
F21	Missouri	Columbia, Mo.	L	18-29
F27	Iowa State	Ames, Iowa	L	27-30
F28	Creighton	Omaha, Neb.	L	20-44
M1	Nebraska	Lincoln, Neb.	W	36-35
M5	Missouri	Lawrence	L	18-23

1930-31 (15-3) | Big Six (7-3, 1st)

D16	Washburn	Topeka, Kan.	W	27-19
D20	Missouri	Kansas City, Mo.	W	40-26
D30	Kansas Wesleyan	Salina, Kan.	W	47-15
J2	Colorado	Denver, Colo.	W	34-25
J3	Colorado	Denver, Colo.	W	36-28
J5	Colorado	Boulder, Colo.	W	25-19
J12	Oklahoma	Lawrence	W	44-22
J17	Kansas State	Manhattan, Kan.	W	37-29
J19	Nebraska	Lawrence	L OT	30-31
J22	Iowa State	Ames, Iowa	W	34-27
J29	Missouri	Lawrence	W	31-13
F3	Oklahoma State	Lawrence	W	31-29
F7	Oklahoma	Norman, Okla.	L	30-33
F14	Nebraska	Lincoln, Neb.	W	34-29
F17	Kansas State	Lawrence	W	40-26
F23	Iowa State	Lawrence	W	27-16
F27	Missouri	Columbia, Mo.	L	19-26
M3	Creighton	Lawrence	W	38-32

1931-32 (13-5) | Big Six (7-3, 1st)

D11	Kansas State	Lawrence	W	32-30
D16	Kansas State	Manhattan, Kan.	W	27-25
D21	Pittsburgh	Kansas City, Mo.	W	24-23
D22	Pittsburgh	Kansas City, Mo.	W	26-20
D23	Pittsburgh	Kansas City, Mo.	L	22-25
J4	Colorado	Kansas City, Mo.	L	22-25
J5	Colorado	Kansas City, Mo.	W	41-22
J6	Colorado	Lawrence	W	34-25
J9	Oklahoma	Norman, Okla.	L OT	26-31
J12	Nebraska	Lincoln, Neb.	W	34-21
J15	Kansas State	Lawrence	W	27-26
J18	Iowa State	Lawrence	L	29-37
J30	Missouri	Columbia, Mo.	L	22-26
F5	Iowa State	Ames, Iowa	W	40-27
F12	Kansas State	Manhattan, Kan.	W	30-22
F15	Nebraska	Lawrence	W	51-19
F20	Missouri	Lawrence	W	24-16
F27	Oklahoma	Lawrence	W	33-29

1932-33 (13-4) | Big Six (8-2, 1st)

D2	Kansas State	Lawrence	L	27-31
D7	Kansas State	Manhattan, Kan.	L	11-15
D10	Ottawa	Ottawa, Kan.	W	35-27
D15	Ottawa	Lawrence	W	43-23
D30	Stanford	Lawrence	W	38-20
D31	Stanford	Lawrence	W	38-17
J2	Stanford	Lawrence	W	34-28
J6	Nebraska	Lawrence	W	32-29
J10	Kansas State	Lawrence	W	36-24
J14	Oklahoma	Norman, Okla.	L	23-25
J19	Missouri	Lawrence	W	35-27
J24	Iowa State	Ames, Iowa	W	35-20
F3	Nebraska	Lincoln, Neb.	W	34-20
F11	Missouri	Columbia, Mo.	L	17-21
F18	Iowa State	Lawrence	W	33-19
F25	Kansas State	Manhattan, Kan.	W	33-25
M3	Oklahoma	Lawrence	W	35-26

1933-34 (16-1) | Big Six (9-1, 1st)

D12	Kansas State	Lawrence	W	27-13
D15	Kansas State	Manhattan, Kan.	W	34-20
D21	Warrensburg	Warrensburg, Mo.	W	41-25
J1	Kansas Wesleyan	Salina, Kan.	W	37-22
J9	Nebraska	Lincoln, Neb.	L	21-24
J16	Missouri	Columbia, Mo.	W	27-25
J20	Kansas State	Lawrence	W	32-24
J24	Iowa State	Ames, Iowa	W	31-23
F3	Washburn	Topeka, Kan.	W	31-22
F8	Oklahoma	Lawrence	W	22-16
F9	Oklahoma	Lawrence	W	28-23
F10	Iowa State	Lawrence	W	26-23
F19	Nebraska	Lawrence	W	25-24
F24	Kansas State	Manhattan, Kan.	W	39-23
M1	Oklahoma	Norman, Okla.	W	33-26
M2	Oklahoma	Norman, Okla.	W	39-25
M6	Missouri	Lawrence	W	23-21

1934-35 (15-5) | Big Six (12-4, 2nd)

D14	Kansas State	Lawrence	L OT	35-39
D18	Kansas State	Manhattan, Kan.	W	40-26
D29	Emporia State	Lawrence	W	32-30
J7	Missouri	Lawrence	W	39-29
J8	Missouri	Lawrence	W	36-27
J11	Kansas State	Lawrence	W	40-14
J15	Oklahoma	Lawrence	W	50-23
J16	Oklahoma	Lawrence	L	26-36
J26	Kansas State	Lawrence	W	43-37
F5	Washburn	Topeka, Kan.	W	33-27
F9	Iowa State	Lawrence	W	35-18
F11	Nebraska	Lawrence	W	32-21
F15	Nebraska	Lincoln, Neb.	W	32-24
F18	Iowa State	Ames, Iowa	L	20-32
F22	Kansas State	Manhattan, Kan.	W	39-33
F23	Kansas State	Manhattan, Kan.	W	36-30
M1	Missouri	Columbia, Mo.	L	21-23
M2	Missouri	Columbia, Mo.	L	18-21
M6	Oklahoma	Norman, Okla.	W	40-31
M7	Oklahoma	Norman, Okla.	W	47-42

1935-36 (21-2) | Big Six (10-0, 1st)

U.S. Olympic Playoffs

D9	Washburn	Lawrence	W	35-18
D12	Ottawa	Lawrence	W	53-22
J16	Baker	Lawrence	W	34-32
D20	USC	Kansas City, Mo.	W	34-31
D21	Kansas State	Kansas City, Mo.	W	38-23
J2	California	Kansas City, Mo.	W	32-28
J3	California	Kansas City, Mo.	W	27-18
J7	Kansas State	Manhattan, Kan.	W	28-17
J11	Iowa State	Lawrence	W	38-17
J15	Missouri	Columbia, Mo.	W	29-25
J20	Nebraska	Lawrence	W	45-23
F4	Iowa State	Ames, Iowa	W	42-25

F8	Oklahoma	Norman, Okla.	W	43-36
F15	Kansas State	Lawrence	W	52-34
F19	Washburn	Topeka, Kan.	W	51-26
F28	Nebraska	Lincoln, Neb.	W	43-36
M3	Oklahoma	Lawrence	W	51-26
M6	Missouri	Lawrence	W	51-29

Olympic Playoffs — Missouri Valley District

M13	Washburn	Kansas City, Mo.	W	33-30
M14	Oklahoma State	Kansas City, Mo.	W	34-28

Olympic Playoffs

M25	Utah State	Kansas City, Mo.	W OT	39-37
M26	Utah State	Kansas City, Mo.	L	37-42
M28	Utah State	Kansas City, Mo.	L	31-50

1936-37 (15-4) | Big Six (8-2, T-1st)

D3	Washburn	Lawrence	W	30-26
D11	Southwestern	Winfield, Kan.	L	22-26
D16	Baker	Baldwin, Kan.	W OT	36-35
D17	Southwestern	Lawrence	W	39-27
D29	Kansas Wesleyan	Salina, Kan.	W	36-23
J5	Baker	Lawrence	L	27-32
J9	Oklahoma	Norman, Okla.	W	28-26
J12	Mexico	Lawrence	W	42-22
J16	Missouri	Lawrence	W	39-27
J19	Kansas State	Lawrence	W	39-28
J23	Washburn	Topeka, Kan.	W	42-27
J29	Rockhurst	Lawrence	W	35-19
F2	Nebraska	Lawrence	W	27-22
F5	Iowa State	Ames, Iowa	W	36-26
F11	Kansas State	Manhattan, Kan.	L OT	32-33
F13	Iowa State	Lawrence	W	41-28
F20	Oklahoma	Lawrence	W	39-19
F27	Nebraska	Lincoln, Neb.	L	32-37
M4	Missouri	Columbia, Mo.	W	39-24

1937-38 (18-2) | Big Six (9-1, 1st)

D6	Doane	Lawrence	W	38-23
D7	Ottawa	Lawrence	W	36-17
D10	Ottawa	Ottawa, Kan.	W	41-35
D13	Baker	Lawrence	W	41-27
D14	Southwestern	Lawrence	W	39-29
D15	Morningside	Lawrence	W	26-21
D15	Washburn	Topeka, Kan.	W	31-15
D21	Southwestern	Winfield, Kan.	W	28-24
D29	Drake	Des Moines, Iowa	L	29-34
J4	Washburn	Lawrence	W	62-33
J7	Oklahoma	Lawrence	L	46-49
J11	Kansas State	Manhattan, Kan.	W	33-21
J15	Iowa State	Lawrence	W	31-17
J19	Missouri	Columbia, Mo.	W	37-32
F2	Nebraska	Lawrence	W	48-33
F7	Kansas State	Lawrence	W	35-33
F18	Oklahoma	Norman, Okla.	W	41-38
F21	Iowa State	Ames, Iowa	W	31-23
F26	Nebraska	Lincoln, Neb.	W	50-47
M3	Missouri	Lawrence	W	56-36



1936 OLYMPIC PLAYOFFS

2020-21 KANSAS BASKETBALL YEAR-BY-YEAR RESULTS

1938-39 (13-7) | Big Six (6-4, 3rd)

D3	Warrensburg	Lawrence	W	25-20
D9	Oklahoma State	Stillwater, Okla.	L	15-21
D10	Oklahoma State	Stillwater, Okla.	L	19-25
D16	Texas	Austin, Texas	L	34-36
D17	Texas	Austin, Texas	W	49-35
D19	SMU	Dallas, Texas	W	46-40
D20	SMU	Dallas, Texas	W	52-45
J2	Carleton (Minn.)	Lawrence	W	39-33
J7	Oklahoma	Norman, Okla.	L	31-43
J10	Kansas State	Lawrence	W	33-29
J14	Nebraska	Lincoln, Neb.	L	37-48
J18	Missouri	Lawrence	W	37-32
J28	Kansas State	Manhattan, Kan.	W	40-38
J23	Iowa State	Ames, Iowa	L	37-40
F8	Oklahoma State	Lawrence	W	34-27
F10	Washburn	Topeka, Kan.	W	37-34
F14	Nebraska	Lawrence	W	49-46
F20	Iowa State	Lawrence	W	46-37
F25	Oklahoma	Lawrence	W	59-45
M2	Missouri	Columbia, Mo.	L	30-55

1939-40 (19-6) | Big Six (8-2, T-1st) NCAA Tournament Final Four (Runner-Up)

D5	Oklahoma State	Lawrence	W	34-30
D8	Warrensburg	Warrensburg, Mo.	L OT	31-33
D18	SMU	Lawrence	W	63-31
D19	SMU	Lawrence	W	37-26
D28	Baker	Topeka, Kan.	W	34-18
D29	New Mexico Mines	Topeka, Kan.	W	40-24
D30	Washburn	Topeka, Kan.	W	52-34
J5	Oklahoma	Lawrence	W	46-26
J8	Loyola (Ill.)	Chicago, Ill.	W	40-36
J12	Kansas State	Lawrence	W	34-33
J18	Missouri	Columbia, Mo.	L	31-42
J23	Nebraska	Lawrence	W	40-24
F12	Iowa State	Lawrence	W	36-34
F15	Oklahoma State	Stillwater, Okla.	L	22-24
F10	Kansas State	Manhattan, Kan.	W	44-33
F24	Nebraska	Lincoln, Neb.	W	48-41
F26	Iowa State	Ames, Iowa	W	42-29
M1	Missouri	Lawrence	W	42-40

M4	Creighton	Omaha, Neb.	L	33-35
M8	Oklahoma	Norman, Okla.	L	36-47
Big Six Playoffs				
M12	Oklahoma	Wichita, Kan.	W	45-39
NCAA Tournament (District Playoff)				
M16	Oklahoma State	Oklahoma City, Okla.	W OT	45-43
M22	Rice	Kansas City, Mo.	W	50-44
NCAA Tournament (Final Four)				
M23	USC	Kansas City, Mo.	W	43-42
M30	Indiana	Kansas City, Mo.	L	42-60

1940-41 (12-6) | Big Six (7-3, T-1st)

D9	Texas	Lawrence	W	35-27
D10	Texas	Lawrence	W	48-45
D28	Fordham	New York, N.Y.	L	42-53
D30	Temple	Philadelphia, Pa.	L	35-40
J2	Loyola (Ill.)	Chicago, Ill.	W	41-40
J8	Oklahoma	Norman, Okla.	L	31-42
J13	Iowa State	Lawrence	W	44-41
J16	Missouri	Lawrence	W	48-41
J20	Kansas State	Manhattan, Kan.	W	46-41
F3	Wichita	Wichita, Kan.	W	54-39
F10	Nebraska	Lawrence	W	44-38
F17	Oklahoma State	Stillwater, Okla.	L	26-30
F21	Missouri	Columbia, Mo.	W	35-24
F25	Kansas State	Lawrence	W OT	50-45
M1	Nebraska	Lincoln, Neb.	W	55-53
M3	Iowa State	Ames, Iowa	L	29-41
M7	Oklahoma	Lawrence	L	37-45
M11	Oklahoma State	Lawrence	W	34-31

1941-42 (17-5) | Big Six (8-2, T-1st) NCAA Tournament

D17	Denver	Lawrence	W	36-35
D18	Bethel	Newton, Kan.	W	61-28
J6	Oklahoma	Norman, Okla.	W	54-32
J14	Missouri	Columbia, Mo.	W	48-34
J17	Nebraska	Lincoln, Neb.	W	51-32
J19	Iowa State	Ames, Iowa	L	41-45
J24	Kansas State	Lawrence	W OT	46-44
J29	Iowa	Iowa City, Iowa	W	53-51
J31	DePaul	Chicago, Ill.	W	46-26
F2	Wichita	Wichita, Kan.	W	56-37

F5	Great Lakes NTS	Kansas City, Mo.	L	37-53
F10	Creighton	Lawrence	W	53-49
F14	Nebraska	Lawrence	W	58-30
F16	Iowa State	Lawrence	W	60-44
F20	Oklahoma State	Lawrence	W	31-28
F25	Oklahoma State	Stillwater, Okla.	L	33-4
F27	Oklahoma	Norman, Okla.	L	51-63
M3	Kansas State	Manhattan, Kan.	W	45-26
M6	Missouri	Lawrence	W	67-44
NCAA Tournament (District Playoff)				
M17	Oklahoma State	Lawrence	W	32-38
NCAA Tournament (Western Region)				
M20	Colorado	Kansas City, Mo.	L	44-46
M21	# Rice	Kansas City, Mo.	W	55-53
# consolation game				

1942-43 (22-6) | Big Six (10-0, 1st)

D5	Olathe NAB	Kansas City, Mo.	L	29-40
D11	Rockhurst	Kansas City, Mo.	W	44-40
D15	Creighton	Lawrence	L	33-38
D26	St. Bonaventure	Buffalo, N.Y.	W	53-22
D28	Fordham	New York, N.Y.	W	31-30
D30	Saint Joseph's	Philadelphia, Pa.	W	63-38
J1	Saint Louis	St. Louis, Mo.	W	60-25
J4	Olathe NAB	Lawrence	W	60-32
J6	Missouri	Lawrence	W	69-44
J9	Oklahoma	Norman, Okla.	W	48-44
J13	Oklahoma State	Lawrence	W	36-29
J16	N. Amer. Bombers	Kansas City, Mo.	W	45-36
J16	Rosecrans A.F.	Kansas City, Mo.	W	71-22
J16	Camp Crowder	Kansas City, Mo.	W	57-26
J20	Kansas State	Manhattan, Kan.	W	40-20
J23	Camp Crowder	Neosho, Mo.	L	31-35
J29	Olathe NAB	Kansas City, Mo.	W	47-36
J30	Great Lakes NTS	Kansas City, Mo.	L	41-47
F3	Olathe NAB	Olathe, Kan.	L	32-42
F6	Iowa State	Lawrence	W	44-20
F13	Nebraska	Lincoln, Neb.	W	56-24
F15	Iowa State	Ames, Iowa	W	37-29
F17	Oklahoma State	Stillwater, Okla.	W	47-43
F23	Nebraska	Lawrence	W	52-33
F26	Oklahoma	Lawrence	W	42-35
M2	Missouri	Columbia, Mo.	W OT	47-44
M4	Creighton	Omaha, Neb.	L	34-56
M6	Kansas State	Lawrence	W	47-30

1943-44 (17-9) | Big Six (5-5, 3rd)

D1	Herington AAB	Lawrence	W	40-27
D4	Hutchinson NAB	Lawrence	L	32-46
D7	Ft. Leavenworth	Lawrence	W	31-27
D10	Washburn	Topeka, Kan.	W	46-24
D11	Rockhurst	Kansas City, Mo.	W	45-32
D13	Rockhurst	Lawrence	W	43-28
D15	Olathe NAB	Lawrence	L	36-42
D17	Ft. Riley CRTC	Lawrence	W	32-31
D23	Herington AAB	Herington, Kan.	W	22-15
D29	Kansas State	Kansas City, Mo.	W	62-44
D30	Missouri	Kansas City, Mo.	W	34-27
J3	Pittsburg State	Lawrence	W	35-21
J8	Missouri	Columbia, Mo.	L	28-35
J11	Olathe NAB	Olathe, Kan.	L	25-49
J15	Nebraska	Lawrence	W	51-27
J18	Kansas State	Lawrence	W	36-30
J21	Oklahoma	Lawrence	L	23-24
J29	Iowa State	Ames, Iowa	L	29-40
F2	Washburn	Lawrence	W	35-22
F7	Ft. Riley CRTC	Ft. Riley, Kan.	L	38-43
F12	Oklahoma	Norman, Okla.	L	35-39
F15	Ft. Leavenworth	Leavenworth, Kan.	W	54-52
F19	Nebraska	Lincoln, Neb.	W	56-47
F23	Kansas State	Manhattan, Kan.	W	32-24
F26	Missouri	Lawrence	W	40-27
M3	Iowa State	Lawrence	L	25-47



1939-40 FINAL FOUR

19-6 | BIG SIX TRI-CHAMPIONS | NCAA WESTERN REGION CHAMPIONS

Front row (L to R): Robert Woodward, Dick Harp, Don Ebling, Howard Engleman, Bill Hogben. Second row (L to R): Dean Nesmith (trainer), Bruce Reid, John Krum, Bruce Voran, Bob Johnson, Bob Allen, Dr. F.C. Allen (head coach). Back row (L to R): Herbert Hartman, James Arnold, John Kline, T.P. Hunter, Ralph Miller.

2020-21 KANSAS BASKETBALL YEAR-BY-YEAR RESULTS

1944-45 (12-5) | Big Six (7-3, 2nd)

D4	Washburn	Topeka, Kan.	L	35-40
D8	Washburn	Lawrence	W	31-27
D12	Rockhurst	Kansas City, Mo.	W	47-28
D19	Rockhurst	Lawrence	W	47-23
D22	Kansas State	Kansas City, Mo.	W	63-40
D23	Missouri	Kansas City, Mo.	L	39-48
J5	Missouri	Columbia, Mo.	W	45-28
J12	Nebraska	Lawrence	W	48-33
J20	Oklahoma (OT)	Norman, Okla.	L	43-44
J27	Iowa State	Lawrence	W	50-35
J30	Kansas State	Lawrence	W	39-36
F6	Olathe NAB	Lawrence	W	41-26
F10	Nebraska	Lincoln, Neb.	L	45-59
F13	Oklahoma	Lawrence	W	42-27
F16	Kansas State	Manhattan, Kan.	W	33-31
F24	Missouri	Lawrence	W	64-33
M3	Iowa State	Ames, Iowa	L	39-61

1945-46 (19-2) | Big Six (10-0, 1st) NCAA District Playoffs

D3	Warrensburg	Lawrence	W	45-28
D7	Olathe NAB	Lawrence	W	65-61
D11	Rockhurst	Kansas City, Mo.	W	59-45
D14	Kansas State	Kansas City, Mo.	W	71-46
D15	Missouri	Kansas City, Mo.	W	59-35
D17	Rockhurst	Lawrence	W	50-21
D19	Olathe NAB	Olathe, Kan.	W	52-22
D26	Rice	Oklahoma City, Okla.	W	42-34
D27	Oklahoma State	Oklahoma City, Okla.	L	28-46
D28	Oklahoma	Oklahoma City, Okla.	W	53-46
J7	Missouri	Lawrence	W	48-36
J9	Kansas State	Manhattan, Kan.	W	39-26
J11	Nebraska	Lincoln, Neb.	W	56-45
J18	Oklahoma	Lawrence	W	53-52
J25	Iowa State	Ames, Iowa	W OT	50-47
J29	Kansas State	Lawrence	W	68-43
F16	Nebraska	Lawrence	W	72-30
F22	Missouri	Columbia, Mo.	W	50-34
F25	Iowa State	Lawrence	W	69-41
F28	Oklahoma	Norman, Okla.	W	52-45

NCAA Tournament — District Playoff

M18	Oklahoma A&M	Kansas City, Mo.	L	38-49
-----	--------------	------------------	---	-------

Leading Scorers

Charlie Black (6-4 Jr. F)	17.3*
Gib Stramel (6-1 So. F)	13.3*
Otto Schnellbacher (6-3 So. F)	9.7*
Ray Evans (6-1 Jr. G)	8.3*
Owen Peck (5-9 Sr. F)	6.1*

1946-47 (16-11) | Big Six (5-5, T-3rd)

D7	Emporia State	Emporia, Kan.	W	48-42
D11	Idaho	Lawrence	W	42-28
D12	Iowa State	Kansas City, Mo.	W	55-36
D13	Arkansas	Kansas City, Mo.	W	53-52
D14	SMU	Kansas City, Mo.	L	46-49
D17	Saint Louis	St. Louis, Mo.	W	49-35
D20	Oklahoma State	Kansas City, Mo.	L	37-47
D26	Tulane	Oklahoma City, Okla.	W	65-53
D27	Oklahoma	Oklahoma City, Okla.	W	51-45
D28	Oklahoma State	Oklahoma City, Okla.	L	39-42
D30	Stanford	Kansas City, Mo.	W	54-52
J2	Colorado	Kansas City, Mo.	L OT	50-52
J7	Missouri	Lawrence	L	34-39
J10	Oklahoma	Norman, Okla.	L	47-50
J14	Nebraska	Lincoln, Neb.	L	46-48
J20	Colorado	Boulder, Colo.	L OT	54-59
J24	Iowa State	Lawrence	W	55-30
J28	Kansas State	Lawrence	W	50-39
F11	Oklahoma State	Stillwater, Okla.	L	31-33



1936 OLYMPIC PLAYOFFS

19-2 | BIG SIX CHAMPIONS | NCAA DISTRICT PLAYOFFS

F15	Nebraska	Lawrence	W	69-37
F20	Kansas State	Manhattan, Kan.	L	45-48
F22	DePaul	Chicago, Ill.	W	58-41
F24	Oklahoma State	Lawrence	W	37-34
F28	Iowa State	Ames, Iowa	L	44-56
M4	Oklahoma	Lawrence	W	38-36
M7	Missouri	Columbia, Mo.	W	48-38
M14	Colorado	Lawrence	W	51-39

Note: Engleman finished out season as head coach when Allen was ordered to take a rest after the Missouri game on January 7.

Leading Scorers

Charlie Black (6-4 Sr. F)	11.3*
Otto Schnellbacher (6-3 Jr. F)	11.2*
Ray Evans (6-1 Sr. G)	5.7*
Jack Eskridge (6-4 Jr. G)	4.0*
Wendell Clark (6-1 Jr. G)	3.5*

1947-48 (9-15) | Big Seven (4-8, T-6th)

D13	Emporia State	Emporia, Kan.	L	44-67
D18	Colorado	Kansas City, Mo.	W	49-39
D19	Kansas State	Kansas City, Mo.	L	42-56
D20	Nebraska	Kansas City, Mo.	W OT	64-60
D23	Notre Dame	Lawrence	L	49-51
D26	San Francisco	San Francisco, Calif.	W	57-43
D29	Oregon	Eugene, Ore.	L	61-66
D30	Oregon	Eugene, Ore.	L	53-61
J1	Nevada	Reno, Nev.	W	52-45
J6	Oklahoma	Lawrence	W OT	39-38
J10	Colorado	Lawrence	W	57-44
J14	Drake	Lawrence	W	72-42
J17	Missouri	Columbia, Mo.	W	58-46
J21	Oklahoma State	Lawrence	L	35-47
F7	Nebraska	Lawrence	L	57-61
F9	Missouri	Lawrence	L	39-42
F13	Iowa State	Ames, Iowa	L	50-52
F18	Kansas State	Manhattan, Kan.	L	29-48
F21	Oklahoma	Norman, Okla.	L	46-50
M1	Kansas State	Lawrence	L	60-61
M4	Oklahoma State	Stillwater, Okla.	L	25-37
M6	Nebraska	Lincoln, Neb.	L	64-70
M8	Colorado	Boulder, Colo.	L	60-77
M12	Iowa State	Lawrence	W	61-54

Leading Scorers

Otto Schnellbacher (6-3 Sr. F)	12.8*
Jack Eskridge (6-4 Sr. F)	7.6*
Claude Houchin (6-4 Jr. G)	7.2*
Jerry Waugh (6-0 Fr. G)	6.5*
Harold England (6-2 Jr. F)	5.4*

1948-49 (12-12) | Big Seven (3-9, T-6th)

D4	Rockhurst	Kansas City, Mo.	W	67-20
D8	Trinity	Lawrence	W	63-44
D13	Purdue	Lafayette, Ind.	L	46-47
D18	Drake	Des Moines, Iowa	L	44-60
D23	Centenary	Lawrence	W	49-41
D28	Missouri	Kansas City, Mo.	W	62-50
D29	Kansas State	Kansas City, Mo.	W	60-46
D30	Oklahoma	Kansas City, Mo.	L	49-52
J4	Oklahoma	Norman, Okla.	L	36-38
J8	Nebraska	Lincoln, Neb.	L	34-52
J11	Missouri	Lawrence	W	42-35
J15	Washington (Mo.)	St. Louis, Mo.	W	46-41
J17	Colorado	Lawrence	L	30-42
J19	Drake	Lawrence	W	62-37
J29	Creighton	Lawrence	W	79-50
F5	Iowa State	Ames, Iowa	W	62-57
F9	Kansas State	Lawrence	L	48-53
F12	Nebraska	Lawrence	L	39-49
F15	Missouri	Columbia, Mo.	W	55-37
F19	Washington (Mo.)	Lawrence	W	43-39
F24	Kansas State	Manhattan, Kan.	L	36-63
F28	Colorado	Boulder, Colo.	L	43-50
M3	Oklahoma	Lawrence	L	45-55
M8	Iowa State	Lawrence	L	45-49

Leading Scorers

Gene Petersen (6-7 Sr. F)	11.7*
Claude Houchin (6-4 Sr. G)	10.3*
Harold England (6-2 Sr. F)	9.1
Jerry Waugh (6-0 So. G)	7.2*
Maurice Martin (6-4 Sr. G)	4.4*



2020-21 KANSAS BASKETBALL YEAR-BY-YEAR RESULTS

1949-50 (14-11) | Big Seven (8-4, T-1st) NCAA District Playoffs Ranked #19 (AP)

KU Rnk	Opponent	Location	W/L	Score
D3	- Rockhurst	Kansas City, Mo.	W	55-34
D5	- Creighton	Omaha, Neb.	L	55-59
D10	- Purdue	Lawrence	W	60-52
D15	- Cincinnati	Cincinnati, Ohio	L	54-56
D17	- Duquesne	McKeesport, Pa.	L	54-64
D20	- Holy Cross	Boston, Mass.	L	53-57
D23	- Springfield (Mass.)	Springfield, Mass.	W	53-43
D27	- #20 Kansas State	Kansas City, Mo.	L	48-58
D28	- Iowa State	Kansas City, Mo.	W	64-43
D29	- Michigan	Kansas City, Mo.	L	47-49
J6	- #17 Oklahoma	Lawrence	W	56-50
J10	- Nebraska	Lincoln, Neb.	L	56-57
J14	- #16 Missouri	Columbia, Mo.	W	48-44
J27	- Iowa State	Lawrence	W	67-42
J30	- Drake	Lawrence	W	76-50
F6	- Colorado	Boulder, Colo.	L OT	48-50
F11	- Nebraska	Lawrence	W	49-36
F14	- #14 Kansas State	Manhattan, Kan.	L	50-55
F17	- Missouri	Lawrence	W	59-52
F20	- Drake	Des Moines, Iowa	W	67-50
F25	- Colorado	Lawrence	W	76-60
M3	- Iowa State	Ames, Iowa	W	66-52
M7 #19	- #14 Kansas State	Lawrence	W	79-68
M11	- Oklahoma	Norman, Okla.	L OT	49-52

NCAA Tournament (District Playoff)

M14	- Bradley	Kansas City, Mo.	L	57-59
-----	-----------	------------------	---	-------

Leading Scorers


Clyde Lovellette (6-9 So. C)	21.8*
Claude Houchin (6-5 Sr. G)	7.8*
Jerry Waugh (6-0 Jr. G)	6.0*
Bill Lienhard (6-5 So. F)	5.7*
Bill Houglund (6-4 So. F)	5.2*

1950-51 (16-8) | Big Seven (8-4, T-2nd)

KU Rnk	Opponent	Location	W/L	Score
D4	- Creighton	Lawrence	W	51-35
D6	- Utah State	Lawrence	W	56-38
D9	- St. Joseph's (Pa.)	Philadelphia, Pa.	W	60-41
D12	- #13 St. John's	New York, N.Y.	W	52-51
D16	- #1 Kentucky	Lexington, Ky.	L	39-68
D19 #11	- Springfield (Mass.)	Lawrence	W	78-52
D27 #10	- Iowa State	Kansas City, Mo.	W	75-51
D29 #10	- Minnesota	Kansas City, Mo.	L	51-62
D30 #10	- Nebraska	Kansas City, Mo.	W	63-47
J6	- #20 Nebraska	Lawrence	W	66-41
J8	- #20 Missouri	Lawrence	W	61-46
J11	- #17 Colorado	Lawrence	W	54-48
J15	- #17 #9 Kansas State	Lawrence	L	43-47
J27	- #18 Oklahoma	Norman, Okla.	W	58-52
F3	- #17 Northwestern	Chicago, Ill.	L	53-54
F5	- #17 #2 Oklahoma State	Lawrence	L	41-46
F10	- #20 Nebraska	Lincoln, Neb.	W	61-52
F12	- #20 Missouri	Columbia, Mo.	L	38-39
F17	- Iowa State	Ames, Iowa	W	56-54
F19	- Oklahoma	Lawrence	L	59-61
F24	- #5 Kansas State	Manhattan, Kan.	L	51-65
F26	- Colorado	Boulder	W	58-56
M7	- Iowa State	Lawrence	W	70-64
M10	- #2 Oklahoma State	Stillwater, Okla.	W	37-27

Leading Scorers

Clyde Lovellette (6-9 Jr. C)	22.8*
Bob Kenney (6-2 Jr. F)	8.2*
Jerry Waugh (6-0 Sr. G)	6.7*
Bill Lienhard (6-5 Jr. F)	6.5*
Bill Houglund (6-4 Jr. G)	5.4*



1951-52 NCAA CHAMPIONS

28-3 | BIG SEVEN CHAMPIONS | NCAA CHAMPIONS

Front row (L to R): Charlie Hoag, LaVannes Squires, Al Kelley, Dean Smith, Dean Kelley. Second row: John Keller, Bill Lienhard, B.H. Born, Dr. Forrest "Phog" Allen (head coach), Clyde Lovellette, Bill Houglund. Back row: Dean Nesmith (trainer), Everett Dye, Jerry Alberts, Bill Heitholt, Bob Kenney, Larry Davenport, Dick Harp (asst. coach)

1951-52 (28-3) | Big Seven (11-1, 1st)

NCAA CHAMPIONS

Ranked #8 (AP), #3 (UPI)

U.S. Olympic Playoffs (Runner-Up)

KU Rnk	Opponent	Location	W/L	Score
D3	- Baylor	Lawrence	W	57-46
D8	- Denver	Lawrence	W	84-53
D10	- Creighton	Omaha, Neb.	W	65-47
D14	- #8 SMU	Dallas, Texas	W	74-51
D15	- #8 SMU	Dallas, Texas	W	58-57
D18	- #7 Rice	Lawrence	W	68-48
D22	- #7 USC	Lawrence	W	76-55
D26	- #4 Colorado	Kansas City, Mo.	W	76-56
D28	- #4 #8 Kansas State	Kansas City, Mo.	W OT	90-88
D29	- #4 Missouri	Kansas City, Mo.	W	75-65
J5	- #1 Oklahoma	Lawrence	W	71-48
J12	- #1 Missouri	Columbia, Mo.	W	60-59
J14	- #1 Nebraska	Lincoln, Neb.	W	69-66
J26	- #2 #7 Kansas State	Manhattan, Kan.	L	64-81
J30	- #4 Oklahoma State	Stillwater, Okla.	L	45-49
F2	- #4 Iowa State	Lawrence	W	86-68
F4	- #4 Colorado	Lawrence	W	73-68
F11	- #6 Iowa State	Ames, Iowa	W	55-50
F16	- #9 Nebraska	Lawrence	W	90-52
F19	- #7 Oklahoma State	Lawrence	W	66-46
F25	- #7 Missouri	Lawrence	W	65-54
M1	- #8 Oklahoma	Norman, Okla.	W	74-55
M7	- #8 #3 Kansas State	Lawrence	W	78-61
M10	- #8 Colorado	Boulder, Colo.	W	72-55

NCAA Tournament (Midwest Region)

M21	- #8 TCU	Kansas City, Mo.	W	68-64
M22	- #8 #5 Saint Louis	Kansas City, Mo.	W	74-55

NCAA Tournament (Final Four)

M25	- #8 Santa Clara	Seattle, Wash.	W	74-55
M26	- #8 #10 Saint John's	Seattle, Wash.	W	80-63

U.S. Olympic Playoffs

M30	- #8 Missouri State	Kansas City, Mo.	W	92-65
M31	- #8 LaSalle	New York, N.Y.	W	70-65
A1	- #8 Peoria	New York, N.Y.	L	60-62

Leading Scorers

Clyde Lovellette (6-9 Sr. C)	28.6*
Bob Kenney (6-2 Sr. F)	13.1*
Bill Houglund (6-4 Sr. G)	6.8*
Dean Kelley (5-11 Jr. F)	6.5*
Bill Lienhard (6-5 Sr. F)	5.8*

1952-53 (19-6) | Big Seven (10-2, 1st)

NCAA Tournament

Final Four (Runner-Up)

Ranked #3 (AP), #5 (UPI)

KU Rnk	Opponent	Location	W/L	Score
D11	- Tulane	New Orleans, La.	W	63-50
D13	- Rice	Houston, Texas	L	51-54
D19	- #20 SMU	Lawrence	W	83-66
D20	- #20 SMU	Lawrence	W	72-55
D27	- Nebraska	Kansas City, Mo.	W	73-66
D29	- Missouri	Kansas City, Mo.	W	66-62

D30	- #1 Kansas State	Kansas City, Mo.	L	87-93
J5	- Oklahoma	Norman, Okla.	L	61-76
J8	- #5 Oklahoma State	Lawrence	W	65-53
J10	- Iowa State	Ames, Iowa	W	76-57
J12	- Nebraska	Lincoln, Neb.	W	65-59
J17	- #15 #1 Kansas State	Lawrence	W	80-66
J20	- #9 Colorado	Boulder, Colo.	L	68-72
F7	- #18 Missouri	Lawrence	W	86-62
F10	- #14 Oklahoma	Lawrence	W	87-59
F14	- #14 Nebraska	Lawrence	W	77-58
F17	- #10 #8 Kansas State	Manhattan, Kan.	W	80-78
F23	- #10 #7 Oklahoma State	Stillwater, Okla.	L	58-79
M2	- #5 Colorado	Lawrence	W	78-55
M6	- #6 Iowa State	Lawrence	W	87-62
M9	- #6 Missouri	Columbia, Mo.	W	69-60

NCAA Tournament (Midwest Region)

M13	- #5 #10 Oklahoma State	Manhattan, Kan.	W	73-65
M14	- #5 #6 Oklahoma State	Manhattan, Kan.	W	61-55

NCAA Tournament (Final Four)

M17	- #5 #2 Washington	Kansas City, Mo.	W	79-53
M18	- #5 #1 Indiana	Kansas City, Mo.	L	68-69

Leading Scorers

B. H. Born (6-9 Jr. C)	18.9*
Allen Kelley (5-11 Jr. F)	12.9*
Dean Kelley (5-11 Sr. G)	9.7*
Harold Patterson (6-1 Jr. F)	9.5*
Gil Reich (6-0 Sr. G)	8.0*

1953-54 (16-5) | Big Seven (10-2, T-1st)

Ranked #18 (AP), #7 (UPI)

KU Rnk	Opponent	Location	W/L	Score
D10	- #5 Tulane	New Orleans, La.	L	65-69
D12	- #5 #10 LSU	Baton Rouge, La.	L	63-68
D16	- Tulsa	Lawrence	W	72-61
D26	- Colorado	Kansas City, Mo.	W	79-62
D28	- Missouri	Kansas City, Mo.	W	69-67
D29	- Oklahoma	Kansas City, Mo.	W	82-73
J4	- Oklahoma	Lawrence	W	76-72
J9	- #16 Missouri	Lawrence	W	86-69
J12	- #11 #4 Oklahoma State	Stillwater, Okla.	L	50-54
J16	- #11 Kansas State	Manhattan, Kan.	W	65-62
J18	- #11 Iowa State	Lawrence	W	76-61
F2	- #19 Colorado	Boulder, Colo.	L	62-70
F6	- #19 Oklahoma	Norman, Okla.	W	93-80
F8	- #19 Tulsa	Tulsa, Okla.	W	71-58
F13	- #20 Nebraska	Lawrence	W	79-68
F17	- Kansas State	Lawrence	W	85-74
F20	- Iowa State	Ames, Iowa	W	78-70
F22	- Nebraska	Lincoln, Neb.	W	67-62
F26	- #17 #5 Oklahoma State	Lawrence	W	65-55
M1	- #17 Colorado	Lawrence	W	83-62
M9	- #13 Missouri	Columbia, Mo.	L	67-76

Leading Scorers

B. H. Born (6-9 Sr. C)	18.9*
Dallas Dobbs (5-11 So. G)	12.9*
Allen Kelley (5-11 Sr. F)	12.4*
Harold Patterson (6-1 Sr. F)	11.2*
Larry Davenport (6-2 Jr. F)	5.0*

2020-21 KANSAS BASKETBALL YEAR-BY-YEAR RESULTS

1954-55 (11-10) | Big Seven (5-7, 5th)

KU Rnk	Opponent	Location	W/L	Score
D6	- LSU	Lawrence	W	85-58
D14	- Tulsa	Lawrence	W	73-66
D17	- Rice	Lawrence	W	77-67
D18	- Rice	Lawrence	W	100-72
D28 #16	Iowa State	Kansas City, Mo.	L	81-82
D30 #16	California	Kansas City, Mo.	L	62-65
D31 #16	Nebraska	Kansas City, Mo.	W	69-66
J4	- #9 Missouri	Lawrence	L	65-76
J10	- Colorado	Lawrence	L	54-65
J15	- Nebraska	Lincoln, Neb.	L	62-66
J17	- Iowa State	Ames, Iowa	W	73-72
F8	- Iowa State	Lawrence	L	59-77
F12	- Kansas State	Manhattan, Kan.	W	78-68
F14	- Oklahoma State	Lawrence	W	50-42
F16	- Oklahoma	Norman, Okla.	W	87-75
F19	- Nebraska	Lawrence	L	55-66
F22	- Colorado	Boulder, Colo.	L	69-80
F27	- Oklahoma State	Stillwater, Okla.	L	49-63
M1	- #1 Kansas State	Lawrence	W	77-67
M5	- Missouri	Columbia, Mo.	L	71-90
M8	- Oklahoma	Lawrence	W	71-67

* First game played in Allen Fieldhouse

Leading Scorers

Dallas Dobbs (5-11 Jr. G)	15.9*
Gene Elstun (6-3 So. F)	14.2*
Bill Brainard (6-3 Jr. F)	10.6*
Lew Johnson (6-6 So. C)	10.0*
John Parker (5-11 So. G)	5.0*

1955-56 (14-9) | Big Seven (6-6, 5th)

KU Rnk	Opponent	Location	W/L	Score
D5	- Northwestern	Lawrence	W	91-70
D7	- Wichita	Wichita, Kan.	W	56-55
D10	- Wisconsin	Madison, Wis.	W	74-66
D17 #18	SMU	Dallas, Texas	L	61-81
D19 #18	Rice	Houston, Texas	L	66-75
D21	- SMU	Lawrence	W	62-58
D28	- Cornell	Kansas City, Mo.	W	75-58
D29	- Missouri	Kansas City, Mo.	W	73-56
D30	- Iowa State	Kansas City, Mo.	L	56-67
J4	- Oklahoma State	Stillwater, Okla.	W	65-62
J7	- Oklahoma	Lawrence	W	77-65
J9	- Missouri	Columbia, Mo.	L	54-76
J14	- Kansas State	Manhattan, Kan.	W	91-86
J16	- #15 Iowa State	Lawrence	W	68-63
J31	- Oklahoma State	Lawrence	W	56-55
F4	- Iowa State	Ames, Iowa	L	63-79
F6	- Missouri	Lawrence	L	78-85
F11	- Nebraska	Lawrence	W	80-56
F17	- Oklahoma	Norman, Okla.	L	68-69
F25	- Nebraska	Lincoln, Neb.	W	60-56
M2	- Colorado	Lawrence	W	54-44

M6	- Kansas State	Lawrence	L	68-79
M10	- Colorado	Boulder, Colo.	L	67-75

Leading Scorers

Dallas Dobbs (5-11 Sr. G)	16.0*
Maurice King (6-2 Jr. F)	14.0*
Gene Elstun (6-3 Jr. F)	12.8*
Lew Johnson (6-6 Jr. C)	10.3*
Ron Johnston (6-1 Jr. G)	5.5*

DICK HARP

8 SEASONS, 1956-64
121-82, .596



1956-57 (24-3) | Big Seven (11-1, 1st) NCAA Tournament Final Four (Runner-Up) Ranked #2 (AP), #2 (UPI)

KU Rnk	Opponent	Location	W/L	Score
D3	- Northwestern	Lawrence	W	87-69
D8	- Marquette	Lawrence	W	78-61
D14 #1	Washington	Seattle, Wash.	W	77-63
D15 #1	Washington	Seattle, Wash.	W	92-78
D18 #1	California	Berkeley, Calif.	W	66-56
D22 #1	Wisconsin	Lawrence	W	83-62
D26 #1	Iowa State	Kansas City, Mo.	W	58-57
D28 #1	Oklahoma	Kansas City, Mo.	W	74-56
D29 #1	Colorado	Kansas City, Mo.	W	80-54
J5 #1	Missouri	Lawrence	W	92-79
J7 #1	Oklahoma	Norman, Okla.	W	59-51
J11 #1	Kansas State	Lawrence	W	51-45
J14 #1	Iowa State	Ames, Iowa	L	37-39
F2 #2	Iowa State	Lawrence	W	75-64
F9 #2	Nebraska	Lincoln, Neb.	W	69-54
F12 #2	Oklahoma State	Lawrence	W	62-52
F16 #2	Missouri	Columbia, Mo.	W	91-58
F18 #2	Oklahoma	Lawrence	W	76-56
F21 #2	Oklahoma State	Stillwater, Okla.	L	54-56
F23 #2	Nebraska	Lawrence	W	87-60
M2 #2	Colorado	Boulder, Colo.	W	68-57
M6 #2	Kansas State	Manhattan, Kan.	W	64-57
M9 #2	Colorado	Lawrence	W	78-63
M15 #2	#4 SMU	Dallas, Texas	W OT	73-65
M16 #2	#9 Oklahoma City	Dallas, Texas	W	81-61
M22 #2	San Francisco	Kansas City, Mo.	W	80-56
M23 #2	#1 North Carolina	Kansas City, Mo.	L 3OT	53-54

NCAA Tournament (Midwest Region)

NCAA Tournament (Final Four)

Leading Scorers

Wilt Chamberlain (7-0 So. C)	29.6*
Gene Elstun (6-3 Sr. F)	11.3*
Maurice King (6-2 Sr. G)	9.7*
Ron Loneski (6-4 So. F)	9.5*
John Parker (6-0 Sr. G)	5.5*

1957-58 (18-5) | Big Seven (8-4, T-2nd) Ranked #7 (AP), #8 (UPI)

KU Rnk	Opponent	Location	W/L	Score
D2	- Oklahoma State	Stillwater, Okla.	W	63-56
D4	- Canisius	Lawrence	W	66-46
D7	- Northwestern	Evanston, Ill.	W	71-65
D9	- Marquette	Milwaukee, Wis.	W	82-62
D14 #2	St. Joseph's	Philadelphia, Pa.	W	66-54
D20 #2	Washington	Lawrence	W	77-59
D21 #2	California	Manhattan, Kan.	W	58-52
D26 #2	Oklahoma	Kansas City, Mo.	W	68-50
D28 #2	#20 Iowa State	Kansas City, Mo.	W	55-48
D30 #2	#3 Kansas State	Kansas City, Mo.	W	79-65
J2 #2	#14 Oklahoma State	Lawrence	L OT	50-52
J7 #2	Oklahoma	Norman, Okla.	L	62-64
J13 #2	Colorado	Lawrence	W	67-46
J18 #3	Missouri	Columbia, Mo.	W	68-54
F3 #2	#3 Kansas State	Lawrence	L 2OT	75-79
F8 #2	Nebraska	Lawrence	W	104-46
F10 #2	Colorado	Boulder, Colo.	W	60-51
F15 #4	Iowa State	Lawrence	W	90-61
F17 #4	Missouri	Lawrence	W	84-69
F22 #4	Nebraska	Lincoln, Neb.	L	41-43
F24 #4	Iowa State	Ames, Iowa	L	42-48
F28 #7	Oklahoma	Lawrence	W OT	60-59
M8 #10	#1 Kansas State	Manhattan, Kan.	W	61-44

Leading Scorers

Wilt Chamberlain (7-0 Jr. C)	30.1*
Ron Loneski (6-4 Jr. F)	13.5*
Bob Billings (5-11 Jr. G)	8.7*
Bob Hickman (6-1 So. G)	5.2*
Al Donaghy (6-4 So. F)	5.0*

1958-59 (11-14) | Big Eight (8-6, T-3rd)

KU Rnk	Opponent	Location	W/L	Score
D1	- Rice	Lawrence	W	65-49
D6	- Canisius	Buffalo, N.Y.	W	75-54
D8	- Denver	Lawrence	L	60-73
D12 #7	UCLA	Los Angeles, Calif.	L	61-72
D13 #7	USC	Los Angeles, Calif.	L	55-68
D19	- #14 St. Joseph's	Manhattan, Kan.	L OT	65-67
D20	- #4 North Carolina State	Lawrence	L	63-66
D27	- Colorado	Kansas City, Mo.	L	52-63
D29	- Oklahoma State	Kansas City, Mo.	L	48-59
D30	- Missouri	Kansas City, Mo.	W	84-73
J5	- Oklahoma State	Lawrence	W	58-49
J10	- Missouri	Columbia, Mo.	W	69-62
J12	- Iowa State	Ames, Iowa	W	69-4
J17	- Oklahoma	Norman, Okla.	L	38-45
J31	- Colorado	Lawrence	L	64-66
F4	- Oklahoma	Lawrence	W	71-44
F7	- Louisville	Louisville, Ky.	L	74-82
F11	- #3 Kansas State	Manhattan, Kan.	L	72-82
F14	- Nebraska	Lincoln, Neb.	W	63-55
F16	- Colorado	Boulder, Colo.	L	53-65
F21	- Nebraska	Lawrence	W	66-50
F23	- Missouri	Lawrence	W	85-81
F27	- #2 Kansas State	Lawrence	L	77-87
M3	- Iowa State	Lawrence	L	62-67
M10	- Oklahoma State	Stillwater, Okla.	W	63-55

Leading Scorers

Ron Loneski (6-4 Sr. F)	19.0*
Bill Bridges (6-5 So. C)	12.3*
Al Donaghy (6-4 Jr. F)	10.6*
Bob Billings (5-11 Sr. G)	6.0*
Bob Hickman (6-2 Jr. G)	5.1*



1956-57 FINAL FOUR

24-3 | BIG SEVEN CHAMPIONS | NCAA MIDWEST REGION CHAMPIONS

Front row (left to right): Jack Eskridge (assistant coach), Blaine Hollinger, Larry Kelley, Joe Ensley, Bob Billings, John Parker, Jerry Waugh (assistant coach). Second row (left to right): Ron Loneski, Lee Green, Gary Mowry, Wilt Chamberlain, Lew Johnson, Dick Keith, Monte Johnson. Back row (left to right): Dick Harp (head coach), Harry Jett, John Cleland, Gene Elstun, Gary Thompson, Lynn Kindred, Eddie Dater, Maurice King, Ron Johnston, Dean Nesmith (trainer).

2020-21 KANSAS BASKETBALL YEAR-BY-YEAR RESULTS

1959-60 (19-9) | Big Eight (10-4, T-1st)

NCAA Tournament (Regional Finals)

KU Rnk	Opponent	Location	W/L	Score
D5	Northwestern	Evanston, Ill.	W	76-67
D7	Texas Tech	Lawrence	W	85-71
D11	North Carolina	Raleigh, N.C.	L	49-60
D12	North Carolina State	Raleigh, N.C.	W	80-58
D14	Kentucky	Lawrence	L	72-77
D18	San Francisco	Lawrence	W	73-42
D19	Brigham Young	Manhattan, Kan.	W	96-64
D22	#7 St. Louis	St. Louis, Mo.	L	59-66
D28	Oklahoma State	Kansas City, Mo.	W	67-59
D29	Oklahoma	Kansas City, Mo.	W	55-54
D30	Iowa State	Kansas City, Mo.	L	70-83
J9	Nebraska	Lincoln, Neb.	W	60-47
J11	Colorado	Boulder, Colo.	L	61-65
J16	Missouri	Lawrence	W	79-63
J18	Oklahoma State	Lawrence	L	49-62
J23	Iowa State	Ames, Iowa	L	60-72
F6	Iowa State	Lawrence	W	70-64
F10	Kansas State	Lawrence	W	64-62
F13	Oklahoma State	Stillwater, Okla.	W	64-52
F15	Oklahoma	Norman, Okla.	W	54-53
F20	Colorado	Lawrence	W	75-67
F24	Kansas State	Manhattan, Kan.	L	57-68
F27	Missouri	Columbia, Mo.	W	85-72
M1	Oklahoma	Lawrence	W	65-52
M7	Nebraska	Lawrence	W	79-74

Big Eight Playoff

M9	Kansas State	Manhattan, Kan.	W OT	84-82
----	--------------	-----------------	------	-------

NCAA Tournament (Midwest Region)

M11	Texas	Manhattan, Kan.	W	90-81
M12	#1 Cincinnati	Manhattan, Kan.	L	71-82

Leading Scorers

Wayne Hightower (6-8 So. F)	21.8*
Bill Bridges (6-5 Jr. C)	11.4*
Al Donoghue (6-5 Sr. F)	10.9
Jerry Gardner (5-11 So. G)	8.9*
Bob Hickman (6-2 Sr. G)	6.4*

1960-61 (17-8) | Big Eight (10-4, T-2nd)

KU Rnk	Opponent	Location	W/L	Score
D3	Northwestern	Lawrence	W	86-69
D5	Texas Tech	Lubbock, Texas	W	97-75
D9	Saint John's	New York, N.Y.	L	54-66
D16 #16	Michigan State	Manhattan, Kan.	W	93-69
D17 #16	#5 North Carolina	Lawrence	L	70-78
D20 #20	Brigham Young	Provo, Utah	L	70-80
D22 #20	San Francisco	San Francisco, Calif.	W	60-43
D27	Nebraska	Kansas City, Mo.	W	78-53
D28	Iowa State	Kansas City, Mo.	W	76-72
D29	#12 Kansas State	Kansas City, Mo.	L OT	66-69
J7	Oklahoma	Norman, Okla.	W	58-55
J9	Oklahoma State	Stillwater, Okla.	W	73-68
J14	Iowa State	Lawrence	W	90-59
J16	Oklahoma State	Lawrence	L	49-54
J20	#10 Kansas State	Lawrence	W	75-66
F4	Air Force	Lawrence	W	78-52
F6	Colorado	Lawrence	W	88-65
F11	Nebraska	Lincoln, Neb.	W	38-33
F13	Missouri	Lawrence	W	88-73
F18	Colorado	Boulder, Colo.	W	90-62
F22	#8 Kansas State	Manhattan, Kan.	L	63-81
F25	Nebraska	Lawrence	L	68-69
F28	Oklahoma	Lawrence	W	81-56
M6	Iowa State	Ames, Iowa	W	85-75
M11	Missouri	Columbia, Mo.	L	76-79

Leading Scorers

Wayne Hightower (6-8 Jr. F)	20.7*
Bill Bridges (6-5 Sr. C)	16.1*
Jerry Gardner (5-11 Jr. G)	10.5*
Nolen Ellison (6-1 So. G)	7.9*
Allen Correll (6-3 Jr. F)	7.9*

1961-62 (7-18) | Big Eight (3-11, T-7th)

KU Rnk	Opponent	Location	W/L	Score
D1	Arkansas	Lawrence	W	85-74
D4	St. Louis	Lawrence	L	65-79
D8	USC	Los Angeles, Calif.	L	70-78
D9	UCLA	Los Angeles, Calif.	L	61-69
D11	Arizona State	Tempe, Ariz.	L	58-72
D15	St. John's	Lawrence	L	59-64
D16	Marquette	Manhattan, Kan.	W	76-62
D28	Oklahoma	Kansas City, Mo.	L	60-61
D29	Colorado	Kansas City, Mo.	W	75-66
D30	Nebraska	Kansas City, Mo.	W	69-68
J6	Nebraska	Lawrence	L	67-69
J10	#5 Kansas State	Manhattan, Kan.	L	45-70
J13	Missouri	Columbia, Mo.	W	65-54
F3	Air Force	Colo. Springs, Colo.	L	72-76
F5	Missouri	Lawrence	L	66-79
F7	#4 Kansas State	Lawrence	L	72-91
F10	Iowa State	Lawrence	L	72-75
F12	Oklahoma State	Stillwater, Okla.	L	68-72
F17	Colorado	Lawrence	L	61-65
F19	Oklahoma	Lawrence	L	66-67*
F21	Nebraska	Lincoln, Neb.	W	73-70
F24	Oklahoma State	Lawrence	L	37-56
F28	Oklahoma	Norman, Okla.	L	62-63
M5	Iowa State	Ames, Iowa	W	76-71
M10	Colorado	Boulder, Colo.	L	59-63

Leading Scorers

Jerry Gardner (5-11 Sr. G)	20.7*
Nolen Ellison (6-1 Jr. G)	18.1*
Jim Dumas (6-1 Jr. G)	8.9*
Harry Gibson (6-3 So. F)	7.2*
Loye Sparks (6-4 Jr. F)	4.5*

1962-63 (12-13) | Big Eight (5-9, T-6th)

KU Rnk	Opponent	Location	W/L	Score
D1	Montana	Lawrence	W	68-56
D3	Arkansas	Fayetteville, Ark.	L OT	62-64
D8	Michigan State	East Lansing, Mich.	L	62-81
D10	Wyoming	Lawrence	W	75-57
D14	Arizona State	Manhattan, Kan.	L	62-71
D15	#1 Cincinnati	Lawrence	L	49-64
D17	Denver	Lawrence	W	68-43
D22	Northwestern	Evanston, Ill.	W	62-57
D26	Colorado	Kansas City, Mo.	W	70-64
D28	Iowa State	Kansas City, Mo.	W	69-51
D29	Kansas State	Kansas City, Mo.	W 4OT	90-88
J5	Colorado	Lawrence	L	57-73
J12	Iowa State	Ames, Iowa	L	51-55
J14	Missouri	Columbia, Mo.	L	56-62
J19	Nebraska	Lawrence	W	72-53
F2	Iowa State	Lawrence	L	57-69
F5	Oklahoma	Norman, Okla.	W	86-55
F9	#7 Colorado	Boulder, Colo.	L	52-62
F11	Oklahoma State	Lawrence	L	53-54
F16	Oklahoma	Lawrence	L	62-64
F19	Kansas State	Lawrence	L	54-67
F23	Nebraska	Lincoln, Neb.	W	45-39
F27	Kansas State	Manhattan, Kan.	L	60-74
M1	Missouri	Lawrence	W	72-68
M9	Oklahoma State	Stillwater, Okla.	W	49-48

Leading Scorers

George Unseld (6-7 So. C)	17.2*
Nolen Ellison (6-1 Sr. G)	15.8*
Allen Correll (6-3 Sr. G)	9.8
Harry Gibson (6-3 Jr. F)	8.3*
Jim Dumas (6-1 Sr. G)	6.1*

1963-64 (13-12) | Big Eight (8-6, 3rd)

KU Rnk	Opponent	Location	W/L	Score
D4	Arkansas	Lawrence	W	73-60
D7	#3 Cincinnati	Cincinnati, Ohio	W	51-47
D10	#10 Texas Tech	Lawrence	W	73-67
D13	#10 USC	Lawrence	W	60-52
D14	#10 UCLA	Manhattan, Kan.	L	54-74
D19	New Mexico	Albuquerque, N.M.	L	54-59
D21	San Francisco	San Francisco, Calif.	L	58-75

D23	Stanford	Palo Alto, Calif.	L OT	64-69
D27	Colorado	Kansas City, Mo.	W	74-67
D28	Oklahoma State	Kansas City, Mo.	L	56-65
D30	Missouri	Kansas City, Mo.	L	61-63
J4	Oklahoma	Norman, Okla.	L OT	63-65
J6	Oklahoma State	Stillwater, Okla.	L	48-64
J11	Colorado	Boulder, Colo.	W	73-55
J14	Nebraska	Lawrence	W	74-48
J18	Iowa State	Lawrence	W	74-51
F1	Kansas State	Manhattan, Kan.	L	55-58
F4	Missouri	Lawrence	L	58-59
F8	Iowa State	Ames, Iowa	W	67-65
F15	Oklahoma	Lawrence	W	84-72
F17	Missouri	Columbia, Mo.	L	60-68
F22	Kansas State	Lawrence	L	46-70
F24	Nebraska	Lincoln, Neb.	W	64-55
M2	Colorado	Lawrence	W OT	73-71
M7	Oklahoma State	Lawrence	W	58-46

Leading Scorers

George Unseld (6-7 Jr. F)	18.4*
Walt Wesley (6-11 So. C)	10.5
Allen Correll (6-3 Sr. G)	9.9
Steve Renko (6-4 So. F)	9.9*
Harry Gibson (6-3 Sr. F)	7.9*

TED OWENS

19 SEASONS, 1964-83
348-182, .657



1964-65 (17-8) | Big Eight (9-5, 2nd)

KU Rnk	Opponent	Location	W/L	Score
D1	#18 Arkansas	Fayetteville, Ark.	W	65-60
D3	#18 New Mexico	Lawrence	W	59-40
D5	#18 Northwestern	Lawrence	L	55-58
D11	Penn State	Manhattan, Kan.	L	48-50
D12	Loyola (Ill.)	Lawrence	W	80-60
D17	Cincinnati	Cincinnati, Ohio	L	72-76
D19	Maryland	College Park, Md.	W OT	.63-61
D21	#7 St. John's	New York, N.Y.	W	71-56
D26	Iowa State	Kansas City, Mo.	W	72-55
D29	Kansas State	Kansas City, Mo.	W	54-52
D30	Colorado	Kansas City, Mo.	W	53-51
J4	Nebraska	Lincoln, Neb.	W	66-56
J9	Missouri	Lawrence	W	73-66
J11	Colorado	Boulder, Colo.	L	59-61
J16	Iowa State	Ames, Iowa	W	72-60
J20	Kansas State	Manhattan, Kan.	L	63-71
J23	Iowa State	Lawrence	L	58-64
F6	Oklahoma	Lawrence	W	77-68
F8	Missouri	Columbia, Mo.	W	71-60
F13	Oklahoma	Norman, Okla.	W	74-57
F15	Oklahoma State	Stillwater, Okla.	L	50T 64-68
F20	Kansas State	Lawrence	W	86-66
F23	Nebraska	Lawrence	W	71-62
M1	Colorado	Lawrence	W	68-62
M6	Oklahoma State	Lawrence	L	58-64

Leading Scorers

Walt Wesley (6-11 Jr. C)	23.5*
Al Lopes (6-5 Jr. G)	11.7*
Del Lewis (6-1 Jr. G)	9.8*
Riney Lochmann (6-6 Jr. F)	6.7*
Ron Franz (6-7 So. F)	5.7*

1965-66 (23-4) | Big Eight (13-1, 1st)

NCAA Tournament (Regional Finals) Ranked #4 (AP), #4 (UPI)

KU Rnk	Opponent	Location	W/L	Score
D1	#8 Arkansas	Lawrence	W	81-52
D4	#8 Texas Tech	Lubbock, Texas	W	74-70
D7	#7 New Mexico State	Lawrence	W	102-51
D10	#7 Maryland	Lawrence	W	71-62
D11	#7 Saint John's	Manhattan, Kan.	W	61-55
D17	#4 UCLA	Los Angeles, Calif.	L	71-78

2020-21 KANSAS BASKETBALL YEAR-BY-YEAR RESULTS



23-4 | BIG EIGHT CHAMPIONS

Standing (left to right): Dean Nesmith (trainer), Ted Owens (Head Coach), Fred Chana, Patrick Davis, Walt Wesley, Steve Renko, Robert Wilson, Phil Harmon, Bob Mulcahy (asst. coach), Sam Miranda (asst. coach). Seated (left to right): Al Lopes, Del Lewis, David Brill, Rodger Bohnenstiel, Riney Lochmann, George Unsel, Jo Jo White, ???, Buddy Vance.

D18	#4	USC	Los Angeles, Calif.	L	69-81
D23	-	Ohio State	Columbus, Ohio	W	81-68
D28	-	Kansas State	Kansas City, Mo.	W	69-63
D29	-	Iowa State	Kansas City, Mo.	W	73-66
D30	-	Nebraska	Kansas City, Mo.	W	71-61
J3	-	Colorado	Boulder, Colo.	W	69-55
J8	-	Iowa State	Lawrence	W	82-65
J10	-	Oklahoma	Lawrence	W	89-68
J15	#10	Iowa State	Ames, Iowa	W	49-47
J18	#6	Nebraska	Lincoln, Neb.	L	75-83
J22	#6	Kansas State	Lawrence	W	69-61
F5	#7	Missouri	Columbia, Mo.	W	77-54
F12	#7	Oklahoma State	Lawrence	W	59-38
F15	#7	Missouri	Lawrence	W	98-54
F19	#7	Oklahoma State	Stillwater, Okla.	W	80-47
F21	#7	Oklahoma	Norman, Okla.	W	86-69
F26	#6	#8 Nebraska	Lawrence	W	110-73
M5	#6	Kansas State	Manhattan, Kan.	W	68-55
M7	#6	Colorado	Lawrence	W	85-65

NCAA Tournament (Midwest Region)

M11	#4	SMU	Lubbock, Texas	W	76-70
M12	#4	#3 UTEP	Lubbock, Texas	L 2OT	80-81

Leading Scorers

Walt Wesley (6-11 Sr. C)	20.7*
Al Lopes (6-5 Sr. G)	12.4*
Jo Jo White (6-3 Fr. G)	11.3*
Del Lewis (6-1 Sr. G)	10.9*
Ron Franz (6-7 Jr. F)	9.6*

1966-67 (23-4) | Big Eight (13-1, 1st)

NCAA Tournament Ranked #3 (AP), #4 (UPI)

KU Rnk	Opponent	Location	W/L	Score
D1	-	Arkansas	Fayetteville, Ark.	W 73-57
D3	-	Xavier	Lawrence	W 100-52
D5	-	Ohio State	Lawrence	W 94-70
D9	-	Florida State	Manhattan, Kan.	W 62-48
D10	-	aylor	Lawrence	W 68-56
D13	-	Pacific	Lawrence	W 70-54
D17	-	Texas-El Paso	Chicago, Ill.	L OT 67-71
D19	-	St. John's	New York, N.Y.	L 44-68
D28	-	Colorado	Kansas City, Mo.	W 72-54
D29	-	Oklahoma	Kansas City, Mo.	W 86-73
D30	-	Iowa State	Kansas City, Mo.	W 63-57
J7	#9	Oklahoma	Lawrence	W 97-73
J14	#8	Missouri	Columbia, Mo.	W 70-60
J17	#7	Colorado	Boulder, Colo.	L 59-62
J21	#7	Iowa State	Lawrence	W 73-65
F4	#7	Iowa State	Ames, Iowa	W 68-50
F7	#7	Nebraska	Lawrence	W 84-58
F11	#7	Kansas State	Manhattan, Kan.	W 60-55
F13	#7	Oklahoma State	Lawrence	W 52-39
F18	#6	Oklahoma	Norman, Okla.	W 82-74
F20	#6	Oklahoma State	Stillwater, Okla.	W 60-50
F25	#4	Missouri	Lawrence	W 90-55
M4	#4	Nebraska	Lincoln, Neb.	W 64-57

M6	#4	Colorado	Lawrence	W	66-59
M11	#3	Kansas State	Lawrence	W	74-56
M17	#3	#7 Houston	Lawrence	L	53-66
M18	#3	#2 Louisville*	Lawrence	W	70-68

* consolation game

Leading Scorers

Rodger Bohnenstiel (6-6 Jr. F)	16.4*
Jo Jo White (6-3 So. G)	14.8*
Ron Franz (6-7 Sr. F)	12.4*
Vernon Vanoy (6-8 So. C)	8.3*
Phil Harmon (6-4 So. G)	6.3*

1967-68 (22-8) | Big Eight (10-4, 2nd) NIT (Runner-Up)

KU Rnk	Opponent	Location	W/L	Score	
D2	#5	Utah State	Lawrence	W	84-55
D6	#4	#3 Louisville	Lawrence	L	51-57
D9	#4	Loyola (Ill.)	Chicago, Ill.	L	73-83
D15	-	Cincinnati	Lawrence	W	67-61
D16	-	Texas A&M	Manhattan, Kan.	W	78-52
D18	-	Stanford	Lawrence	W	72-54
D21	-	Louisville	Louisville, Ky.	W 2OT	84-76
D23	-	St. Louis	St. Louis, Mo.	W	68-64
D28	-	Oklahoma State	Kansas City, Mo.	L	67-79
D29	-	Oklahoma	Kansas City, Mo.	W	73-57
D30	-	Missouri	Kansas City, Mo.	W	63-47
J6	-	Colorado	Lawrence	W	66-50
J8	-	Iowa State	Ames, Iowa	W	68-67
J13	-	Portland	Lawrence	W	80-37
J15	-	Missouri	Lawrence	L	66-67
J20	-	Kansas State	Manhattan, Kan.	L	56-71
F3	-	Oklahoma	Lawrence	W	72-70
F5	-	Oklahoma State	Lawrence	W	52-50
F10	-	Colorado	Boulder, Colo.	W	75-72
F17	-	Nebraska	Lawrence	W	71-60
F20	-	Missouri	Columbia, Mo.	W	74-65
F24	-	Kansas State	Lawrence	L OT	61-64
F27	-	Nebraska	Lincoln, Neb.	L	69-76
M2	-	Oklahoma State	Stillwater, Okla.	W	70-58
M4	-	Oklahoma	Norman, Okla.	W OT	85-80
M9	-	Iowa State	Lawrence	W	91-58

National Invitation Tournament (NIT)

M15	-	Temple	New York, N.Y.	W	82-76
M18	-	Villanova	New York, N.Y.	W	55-49
M21	-	St. Peter's	New York, N.Y.	W	58-46

NIT Final

M23	-	Dayton	New York, N.Y.	L	48-61
-----	---	--------	----------------	---	-------

Leading Scorers

Jo Jo White (6-3 Jr. G)	15.3*
Rodger Bohnenstiel (6-6 Sr. F)	13.7*
Dave Nash (6-10 Jr. C)	10.0*
Phil Harmon (6-4 Jr. G)	8.1*
Bruce Sloan (6-5 Jr. F)	7.6*

1968-69 (20-7) | Big Eight (9-5, T-2nd)

NIT Tournament

Ranked #19 (AP), #18 (UPI)

KU Rnk	Opponent	Location	W/L	Score	
N30	#5	St. Louis	Lawrence	W	88-65
D3	#4	Wisconsin	Madison, Wis.	L	62-67
D7	#4	Loyola (Ill.)	Lawrence	W	93-61
D9	#4	Xavier	Lawrence	W	79-56
D13	#11	Creighton	Manhattan, Kan.	W	78-65
D14	#11	Syracuse	Lawrence	W	71-41
D16	#11	Murray State	Lawrence	W	72-59
D20	#11	Utah State	Logan, Utah	W	67-61
D21	#11	Stanford	Palo Alto, Calif.	W	76-67
D26	#8	Nebraska	Kansas City, Mo.	W	82-56
D28	#8	Colorado	Kansas City, Mo.	W	65-55
D30	#8	Oklahoma State	Kansas City, Mo.	W	56-45
J4	#5	Nebraska	Lincoln, Neb.	W	56-52
J6	#5	Iowa State	Lawrence	W	94-61
J11	#5	Missouri	Columbia, Mo.	L	46-47
J13	#5	Iowa State	Ames, Iowa	L 2OT	72-78
J18	#10	Kansas State	Manhattan, Kan.	W	73-67
F1	#15	#17 Colorado	Lawrence	W	80-70
F3	#15	Oklahoma State	Lawrence	W	64-48
F8	#13	Oklahoma	Norman, Okla.	W OT	66-59
F10	#13	Oklahoma State	Stillwater, Okla.	W	45-41
F15	#12	Missouri	Lawrence	L	55-56
F22	#16	Nebraska	Lawrence	W	79-73
F24	#16	Oklahoma	Lawrence	W	83-58
M1	#13	Colorado	Boulder, Colo.	L	67-75
M8	#19	Kansas State	Lawrence	L	57-64

National Invitation Tournament (NIT)

M16	#19	#16 Boston College	New York, N.Y.	L	62-78
-----	-----	--------------------	----------------	---	-------

Leading Scorers

Dave Robisch (6-10 So. C)	18.1*
Jo Jo White (6-3 Sr. G)	18.1*
Bruce Sloan (6-5 Sr. F)	7.0*
Rich Bradshaw (6-3 Jr. G)	6.9*
Pierre Russell (6-3 So. F)	6.5*

1969-70 (17-9) | Big Eight (8-6, 2nd)

KU Rnk	Opponent	Location	W/L	Score	
D1	-	Marshall	Lawrence	W	96-80
D6	-	#2 Kentucky	Lexington, Ky.	L	85-115
D8	-	Wisconsin	Lawrence	W	76-60
D13	-	Loyola (Ill.)	Chicago, Ill.	W	72-71
D15	-	#10 Notre Dame	South Bend, Ind.	W	75-63
D19	-	SMU	Lawrence	W	89-77
D20	-	Western Kentucky	Lawrence	W	104-81
D26	#16	Oklahoma	Kansas City, Mo.	L OT	64-68
D29	#16	Oklahoma State	Kansas City, Mo.	W	72-56
D30	-	Nebraska	Kansas City, Mo.	L	73-78
J5	-	Missouri	Columbia, Mo.	L	53-56
J10	-	Iowa State	Lawrence	W	82-62
J17	-	Murray State	Lawrence	W	64-62
J24	-	Valparaiso	Lawrence	W	74-58
J26	-	Iowa State	Ames, Iowa	L OT	89-91
J31	-	Colorado	Lawrence	W	75-73
F2	-	Oklahoma	Lawrence	W	78-41
F7	-	Nebraska	Lincoln	L	73-84
F9	-	Oklahoma State	Lawrence	W	69-58
F14	-	Kansas State	Manhattan, Kan.	L	68-71
F17	-	Nebraska	Lawrence	W	100-87
F21	-	Colorado	Boulder, Colo.	L	73-81
F23	-	Missouri	Lawrence	W	63-45
F28	-	Oklahoma State	Stillwater, Okla.	W	78-58
M2	-	Oklahoma	Norman, Okla.	L	77-82
M7	-	#16 Kansas State	Lawrence	W	82-79

Leading Scorers

Dave Robisch (6-10 Jr. C)	26.5*
Pierre Russell (6-3 Jr. F)	13.4*
Bud Stallworth (6-5 So. F)	12.7*
Bob Kivisto (6-1 So. G)	6.7*
Roger Brown (6-10 Jr. C)	5.8*

2020-21 KANSAS BASKETBALL YEAR-BY-YEAR RESULTS



1970-71 FINAL FOUR

27-3 | BIG EIGHT CHAMPIONS | NCAA MIDWEST REGION CHAMPIONS

Standing (left to right): Dean Nesmith (trainer), Ted Owens (Head Coach), Neal Mask, Randy Canfield, Roger Brown, Dave Robisch, Greg Douglas, Gale Catlett (asst. coach), Sam Miranda (asst. coach). Seated (left to right): Bob Kivisto, Mark Mathews, Bud Stallworth, Pierre Russell, Jerry House, Aubrey Nash, Mark Williams. In front: Kim Blocher (manager).

**1970-71 (27-3) | Big Eight (14-0, 1st)
NCAA Tournament | Final Four
Ranked #4 (AP), #4 (UPI)**

KU Rnk	Opponent	Location	W/L	Score
D1	#14	#18 Long Beach State	Lawrence	W 69-52
D5	#14	Eastern Kentucky	Lawrence	W 79-65
D7	#14	South Dakota State	Lawrence	W 95-59
D12	#11	Loyola (Ill.)	Lawrence	W 94-62
D18	#12	Saint Joseph's	Lawrence	W 80-65
D19	#12	Houston	Lawrence	W 89-73
D21	#12	Louisville	Louisville, Ky.	L 75-87
D26	#8	Missouri	Kansas City, Mo.	W 96-63
D29	#12	Iowa State	Kansas City, Mo.	W OT 59-56
D30	#12	Nebraska	Kansas City, Mo.	W 72-52
J12	#8	Georgia Tech	Atlanta, Ga.	W 84-71
J16	#8	Oklahoma City	Lawrence	W 101-77
J18	#8	Iowa State	Lawrence	W 83-57
J23	#5	Oklahoma State	Lawrence	W 90-55
J30	#5	Iowa State	Ames, Iowa	W 95-72
F1	#5	Kansas State	Lawrence	W 79-74
F6	#5	Nebraska	Lincoln, Neb.	W 81-67
F8	#5	Colorado	Lawrence	W 91-67
F13	#5	Oklahoma State	Stillwater, Okla.	W 63-50
F15	#5	Oklahoma	Norman, Okla.	W 71-68
F20	#5	Missouri	Lawrence	W 85-66
F23	#5	Kansas State	Manhattan, Kan.	W 61-48
F27	#5	Colorado	Boulder, Colo.	W 66-65
M6	#4	Oklahoma	Lawrence	W OT 54-52
M8	#4	Missouri	Columbia, Mo.	W OT 71-69
M13	#5	Nebraska	Lawrence	W 59-54

NCAA Tournament (Midwest Region)

M18	#4	Houston	Wichita, Kan.	W 78-77
M20	#4	#18 Drake	Wichita, Kan.	W 73-71

NCAA Tournament (Final Four)

M25	#4	#1 UCLA	Houston, Texas	L 60-68
M27	#4	#7 Western Kentucky	Houston, Texas	L 75-77

* consolation game

Leading Scorers

Dave Robisch (6-10 Sr. F)	19.2*
Bud Stallworth (6-5 Jr. G)	16.9*
Roger Brown (6-10 Sr. C)	11.2*
Pierre Russell (6-4 Sr. F)	10.3*
Aubrey Nash (6-1 Jr. G)	6.6*

1971-72 (11-15) | Big Eight (7-7, T-4th)

KU Rnk	Opponent	Location	W/L	Score
D1	#14	Xavier	Lawrence	W 75-57
D4	#14	#10 Kentucky	Lawrence	L 69-79
D6	#14	Indiana	Bloomington, Ind.	L 56-59
D8	-	Notre Dame	Lawrence	W 88-72
D11	-	#16 Louisville	Lawrence	L 65-74
D17	-	#6 Bringham Young	Lawrence	W 83-67
D18	-	#10 USC	Lawrence	L 77-87
D28	-	Iowa State	Kansas City, Mo.	L 88-91
D29	-	Oklahoma	Kansas City, Mo.	L 69-97
D30	-	Oklahoma State	Kansas City, Mo.	L 65-66
J3	-	Iowa	Iowa City, Iowa	L 68-81
J15	-	Oklahoma State	Lawrence	W 85-58
J17	-	Kansas State	Lawrence	W 2OT 66-63

J22	-	Colorado	Boulder, Colo.	L 69-74
J24	-	Iowa State	Lawrence	W 74-71
J29	-	Nebraska	Lawrence	W OT 57-77
F1	-	Missouri	Columbia, Mo.	L 60-64
F5	-	Iowa State	Ames, Iowa	L 83-84
F7	-	Georgia Tech	Lawrence	W 93-65
F12	-	Oklahoma	Lawrence	W 77-74
F15	-	Kansas State	Manhattan, Kan.	L 66-78
F19	-	Nebraska	Lincoln, Neb.	L 78-99
F21	-	Colorado	Lawrence	W 71-59
F26	-	#14 Missouri	Lawrence	W 93-80
M4	-	Oklahoma State	Stillwater, Okla.	L 72-76
M6	-	Oklahoma	Norman, Okla.	L 2OT 82-84

Leading Scorers

Bud Stallworth (6-5 Sr. F)	25.3*
Tom Kivisto (6-3 So. G)	8.9*
Randy Canfield (6-9 Jr. C)	7.6*
Aubrey Nash (6-1 Sr. G)	6.7*
Wilson Barrow (6-6 Jr. F)	6.4*

1972-73 (8-18) | Big Eight (4-10, T-6th)

KU Rnk	Opponent	Location	W/L	Score
D2	-	Vanderbilt	Lawrence	L 64-72
D5	-	Indiana	Lawrence	L 55-72
D7	-	Murray State	Lawrence	W 69-63
D9	-	Iowa	Lawrence	L 56-69
D11	-	Xavier	Lawrence	W 61-54
D15	-	Texas Tech	Lawrence	W 67-51
D16	-	San Francisco	Lawrence	W 60-58
D23	-	Kentucky	Lexington, Ky.	L 71-77
D28	-	#16 Kansas State	Kansas City, Mo.	L 70-91
D29	-	Nebraska	Kansas City, Mo.	L 72-74
D30	-	Colorado	Kansas City, Mo.	L 68-71
J7	-	Notre Dame	South Bend, Ind.	L OT 64-66
J13	-	Colorado	Lawrence	W 67-58
J20	-	#8 Missouri	Columbia, Mo.	L 72-75
J23	-	#18 Kansas State	Lawrence	L 68-77
J27	-	Iowa State	Ames, Iowa	W 90-78
F3	-	Oklahoma	Lawrence	W 76-69

F10	-	Nebraska	Lawrence	L 46-59
F13	-	#15 Kansas State	Manhattan, Kan.	L 66-67
F17	-	Oklahoma State	Lawrence	W 75-66
F19	-	Colorado	Boulder, Colo.	L 66-72
F24	-	Nebraska	Lincoln, Neb.	L 59-62
F27	-	Missouri	Lawrence	L 63-79
M3	-	Oklahoma	Norman, Okla.	L 58-60
M5	-	Oklahoma State	Stillwater, Okla.	L 87-94
M10	-	Iowa State	Lawrence	L 65-89

Leading Scorers

Rick Suttle (6-9 So. F)	16.3*
Dale Greenlee (6-2 So. G)	9.0*
Tom Kivisto (6-2 Jr. G)	8.6*
Danny Knight (6-10 So. C)	8.8*
Tommie Smith (6-4 So. F)	7.2*

**1973-74 (23-7) | Big Eight (13-1, 1st)
NCAA Tournament | Final Four
Ranked #7 (AP), #10 (UPI)**

KU Rnk	Opponent	Location	W/L	Score
D1	#13	Murray State	Lawrence	W 103-71
D3	#13	#10 Kentucky	Lawrence	W 71-63
D5	-	#3 Indiana	Bloomington, Ind.	L 59-72
D8	-	Northern Iowa	Lawrence	W 94-60
D14	-	Washington State	Lawrence	W 66-51
D15	-	Oregon	Lawrence	W 67-49
D22	-	#17 Vanderbilt	Nashville, Tenn.	L 72-83
D26	-	Colorado	Kansas City, Mo.	L 71-73
D28	-	Oklahoma	Kansas City, Mo.	W 82-72
D29	-	Nebraska	Kansas City, Mo.	W 75-66
J2	-	Iowa	Iowa City, Iowa	W 72-71
J12	-	Nebraska	Lawrence	W 79-64
J15	-	Iowa State	Ames, Iowa	W 73-69
J19	-	Oklahoma State	Lawrence	W 68-66
J22	-	#1 Notre Dame	Lawrence	L 74-76
J25	-	Oklahoma	Norman, Okla.	W 82-79
J29	#18	Missouri	Columbia, Mo.	W 80-67
F4	#18	Colorado	Lawrence	W 81-66
F9	#17	Oklahoma State	Stillwater, Okla.	W 80-71
F13	#16	Kansas State	Manhattan, Kan.	L 71-74
F16	#16	Iowa State	Lawrence	W 72-57
F18	#16	Oklahoma	Lawrence	W 98-80
F26	#15	Nebraska	Lincoln, Neb.	W 51-46
M2	#15	Oklahoma	Boulder, Colo.	W 70-68
M6	#15	Kansas State	Lawrence	W 60-55
M9	#15	Missouri	Lawrence	W 112-76

NCAA Tournament (Midwest Region)

M14	#14	#19 Creighton	Tulsa, Okla.	W 55-54
M16	#14	Oral Roberts	Tulsa, Okla.	W OT 93-90

NCAA Tournament (Final Four)

M23	#6	#3 Marquette	Greensboro, N.C.	L 51-64
M25	#6	#2 UCLA	Greensboro, N.C.	L 61-78

* consolation game

Leading Scorers

Danny Knight (6-10 Jr. C)	12.4*
Roger Morningstar (6-6 Jr. F)	12.3*
Dale Greenlee (6-2 Jr. G)	11.8*
Norm Cook (6-8 Fr. F)	11.4*
Rick Suttle (6-10 Jr. C)	11.3



1973-74 FINAL FOUR

23-7 | BIG EIGHT CHAMPIONS | NCAA MIDWEST REGION CHAMPIONS

2020-21 KANSAS BASKETBALL YEAR-BY-YEAR RESULTS

1974-75 (19-8) | Big Eight (11-3, 1st)

NCAA Tournament

KU Rnk	Opponent	Location	W/L	Score
N30 #6	NE Missouri State	Lawrence	W	65-50
D2 #6	Augustana (S.D.)	Lawrence	W	85-50
D4 #7	#3 Indiana	Lawrence	L	OT 70-74
D7 #7	Iowa	Lawrence	W	89-54
D9 #7	#13 Notre Dame	South Bend, Ind.	L	59-75
D13 #9	Fordham	Lawrence	W	78-74
D14 #9	Washington	Lawrence	L	64-74
D23 #18	#20 Kentucky	Louisville, Ky.	L	63-100
D26 -	Oklahoma State	Kansas City, Mo.	W	88-68
D28 -	Nebraska	Kansas City, Mo.	W	63-62
D30 -	Iowa State	Kansas City, Mo.	W	76-75
J6 -	St. Louis	St. Louis, Mo.	W	79-72
J18 -	Missouri	Lawrence	W	91-86
J22 #18	Iowa State	Ames, Iowa	L	81-96
J25 #18	Oklahoma State	Lawrence	W	71-60
J29 #20	Colorado	Lawrence	W	81-59
F1 #20	Kansas State	Manhattan, Kan.	L	56-66
F5 -	Nebraska	Lawrence	W	72-44
F8 -	Oklahoma	Norman, Okla.	W	69-54
F12 -	Iowa State	Lawrence	W	76-62
F15 -	Oklahoma State	Stillwater, Okla.	W	59-57
F19 -	Missouri	Columbia, Mo.	L	72-87
F22 -	Kansas State	Lawrence	W	91-53
M1 -	Colorado	Boulder, Colo.	W	78-76
M5 -	Nebraska	Lincoln, Neb.	W 2OT	79-77
M8 -	Oklahoma	Lawrence	W	74-63
NCAA Tournament (Midwest Region)				
M15 -	#9 Notre Dame	Tulsa, Okla.	L	71-77

Leading Scorers

Rick Suttle (6-10 Sr. C)	14.6*
Roger Morningstar (6-6 Sr. F)	11.1*
Norm Cook (6-8 So. F)	10.3*
Dale Greenlee (6-3 Sr. G)	9.3*
Danny Knight (6-10 Sr. C)	8.5

1975-76 (13-13) | Big Eight (6-8, T-4th)

KU Rnk	Opponent	Location	W/L	Score
N29 -	Murray State	Lawrence	W	72-56
D2 -	SMU	Dallas, Texas	L	66-75
D6 -	Saint Louis	Lawrence	W	70-64
D8 -	#9 Notre Dame	Lawrence	L	64-72
D11 -	Boise State	Lawrence	W	61-56
D13 -	#14 Kentucky	Lawrence	L	48-54
D19 -	Yale	Lawrence	W	63-54
D20 -	LaSalle	Lawrence	W	74-73
D27 -	Nebraska	Kansas City, Mo.	W	69-66
D29 -	Colorado	Kansas City, Mo.	W	70-50
D30 -	Missouri	Kansas City, Mo.	L	69-79
J8 -	Oral Roberts	Tulsa, Okla.	L	70-73
J17 -	#20 Missouri	Columbia, Mo.	L	69-99
J20 -	Iowa State	Lawrence	W	68-60
J24 -	Oklahoma State	Stillwater, Okla.	L	59-63
J28 -	Colorado	Boulder, Colo.	W	51-50
J31 -	Kansas State	Lawrence	W	62-57
F4 -	Nebraska	Lincoln, Neb.	L	54-57
F7 -	Oklahoma	Lawrence	L	63-64
F11 -	Iowa State	Ames, Iowa	W	61-53
F14 -	Oklahoma State	Lawrence	W	70-60
F18 -	#14 Missouri	Lawrence	L	60-61
F21 -	Kansas State	Manhattan, Kan.	L	54-69
F28 -	Colorado	Lawrence	L	66-68
M3 -	Nebraska	Lawrence	L	58-62
M6 -	Oklahoma	Norman, Okla.	W	55-50

Leading Scorers

Norm Cook (6-8 Jr. F)	14.8*
Clint Johnson (6-2 So. G)	11.0*
Herb Nobles (6-7 Jr. F)	10.8
Ken Koenigs (6-10 So. F)	10.7*
Paul Mokeski (7-1 Fr. C)	10.6*

1976-77 (18-10) | Big Eight (8-6, 4th)

KU Rnk	Opponent	Location	W/L	Score
N27 -	Montana State	Lawrence	W	104-47
D1 -	Murray State	Lawrence	W	81-66
D4 -	Central Mo. State	Lawrence	W	74-52
D6 -	Oral Roberts	Lawrence	W	79-69
D9 -	Fordham	New York, N.Y.	W	57-48
D11 -	#4 Kentucky	Lexington, Ky.	L	63-90
D17 -	Mankato State	Lawrence	W	87-74
D18 -	#19 Arkansas	Lawrence	L	63-67
D20 -	Saint Louis	St. Louis, Mo.	W 2OT	69-68
D28 -	Oklahoma	Kansas City, Mo.	W OT	74-70
D29 -	Kansas State	Kansas City, Mo.	W	81-64
D30 -	Missouri	Kansas City, Mo.	L	65-69
J8 -	Missouri	Lawrence	W	77-72
J12 -	Oklahoma State	Lawrence	W	62-60
J15 -	Oklahoma	Norman, Okla.	L	67-71
J18 -	Iowa State	Lawrence	W	73-62
J22 -	Kansas State	Manhattan, Kan.	L	65-80
J26 -	Nebraska	Lincoln, Neb.	L	57-60
J29 -	Colorado	Lawrence	W	79-70
F2 -	Oklahoma State	Stillwater, Okla.	W	60-58
F5 -	Oklahoma	Lawrence	W	91-81
F9 -	Missouri	Columbia, Mo.	L	79-87
F12 -	Kansas State	Lawrence	L	83-86
F16 -	Iowa State	Ames, Iowa	W OT	91-89
F19 -	Nebraska	Lawrence	W	74-66
F23 -	Colorado	Boulder, Colo.	L	49-58
Big Eight Conference Championship				
F26 -	Nebraska	Lawrence	W	61-58
M3 -	Kansas State	Kansas City, Mo.	L	67-80

Leading Scorers

John Douglas (6-2 Jr. G)	19.2*
Herb Nobles (6-7 Sr. F)	14.8*
Ken Koenigs (6-10 Jr. F)	10.9*
Clint Johnson (6-2 Jr. G)	8.9*
Donnie Von Moore (6-9 Jr. F)	7.1*

1977-78 (24-5) | Big Eight (13-1, 1st)

NCAA Tournament

KU Rnk	Opponent	Location	W/L	Score
N28 -	Central Mo. State	Lawrence	W	121-65
N30 -	Fordham	Lawrence	W	99-67
D2 -	SMU	Lawrence	W	107-71
D5 -	Murray State	Lawrence	W	106-71
D7 #19	Fairleigh Dickinson	Lawrence	W	88-54
D10 #19	#1 Kentucky	Lawrence	L	66-73
D17 #20	Saint Louis	Lawrence	W	85-65
D20 #16	Oral Roberts	Tulsa, Okla.	W	91-73
D22 #16	#4 Arkansas	Little Rock, Ark.	L	72-78
D28 #17	Missouri	Kansas City, Mo.	W	96-49
D29 #17	Oklahoma	Kansas City, Mo.	W	79-76
D30 #17	Kansas State	Kansas City, Mo.	W	67-62
J7 #14	Missouri	Columbia, Mo.	W	71-67
J11 #10	Oklahoma State	Stillwater, Okla.	W	69-57
J14 #10	Oklahoma	Lawrence	W	91-61
J18 #8	Iowa State	Ames, Iowa	W	100-82
J21 #8	Kansas State	Lawrence	W	56-52
J25 #8	Nebraska	Lincoln, Neb.	L	58-62
J28 #8	Colorado	Lawrence	W	85-56
F1 #8	Oklahoma State	Lawrence	W	83-65
F4 #8	Oklahoma	Norman, Okla.	W	69-68
F8 #8	Missouri	Lawrence	W	72-52
F11 #8	Kansas State	Manhattan, Kan.	W	75-63
F15 #6	Iowa State	Lawrence	W	80-70
F18 #6	Nebraska	Lawrence	W	75-70
F25 #6	Colorado	Boulder, Colo.	W	70-60
Big Eight Conference Championship				
F28 #5	Colorado	Lawrence	W	82-66
M3 #5	Kansas State	Kansas City, Mo.	L	76-87
NCAA Tournament (West Region)				
M11 #9	#2 UCLA	Eugene, Ore.	L	76-83

Leading Scorers

Darnell Valentine (6-2 Fr. G)	13.5*
John Douglas (6-2 Sr. G)	12.7*
Ken Koenigs (6-10 Sr. F)	11.1*
Donnie Von Moore (6-9 Sr. F)	10.7
Paul Mokeski (7-1 Jr. C)	9.3*

1978-79 (18-11) | Big Eight (8-6, T-2nd)

KU Rnk	Opponent	Location	W/L	Score
N29 #4	Fairleigh Dickinson	Lawrence	W	91-68
D2 #4	Murray State	Lawrence	W	81-66
D4 #4	Boise State	Lawrence	W	82-68
D7 #5	Oral Roberts	Lawrence	W	90-77
D9 #5	#10 Kentucky	Lexington, Ky.	L	OT 66-67
D16 #8	SMU	Lawrence	W	71-64
D21 #7	USC	Los Angeles, Calif.	L	OT 83-89
D23 #7	San Diego State	San Diego, Calif.	L	69-81
D27 #18	Iowa State	Kansas City, Mo.	W	75-55
D29 #18	Oklahoma	Kansas City, Mo.	W	86-75
D30 #18	Colorado	Kansas City, Mo.	W	72-66
J10 #15	Oklahoma	Norman, Okla.	L	45-68
J13 #15	Oklahoma State	Stillwater, Okla.	W	82-70
J17 #20	Missouri	Lawrence	L	55-58
J20 #20	Kansas State	Manhattan, Kan.	L	69-96
J24 -	Iowa State	Lawrence	W	80-71
J27 -	Nebraska	Lincoln, Neb.	L	OT 64-66
J31 -	Colorado	Lawrence	W	56-51
F2 -	Oklahoma State	Lawrence	W	82-71
F4 -	#4 Michigan State	East Lansing, Mich.	L	61-85
F7 -	Missouri	Columbia, Mo.	W	88-85
F10 -	Oklahoma	Lawrence	W	74-62
F14 -	Iowa State	Ames, Iowa	L	66-68
F17 -	Kansas State	Lawrence	L	56-58
F21 -	Nebraska	Lawrence	W	66-59
F24 -	Colorado	Boulder, Colo.	W	71-60
Big Eight Conference Championship				
F27 -	Iowa State	Lawrence	W	91-70
M2 -	Missouri	Kansas City, Mo.	W	76-73
M3 -	Oklahoma	Kansas City, Mo.	L	65-80

Leading Scorers

Darnell Valentine (6-2 So. G)	16.1*
Paul Mokeski (7-1 Sr. C)	14.1*
John Crawford (6-7 So. F)	10.2*
Wilmore Fowler (6-1 So. G)	9.2*
Tony Guy (6-5 Fr. G)	9.2*

1979-80 (15-14) | Big Eight (7-7, T-3rd)

KU Rnk	Opponent	Location	W/L	Score
D1 #20	Nevada-Reno	Lawrence	W	93-75
D3 #20	Oral Roberts	Tulsa, Okla.	L	72-75
D5 #19	SMU	Dallas, Texas	L	88-89
D8 #19	San Diego State	Lawrence	W	79-66
D10 #19	Cal-Bakersfield	Lawrence	W	93-53
D12 -	#5 Kentucky	Lawrence	L	56-57
D22 -	Birm.-Southern	Lawrence	W	90-64
D27 -	Pepperdine	Malibu, Calif.	L	89-96
D29 -	Arizona State	Tempe, Ariz.	L	OT 65-73
D31 -	Arizona	Tucson, Ariz.	W	78-60
J5 -	Wisconsin-Oshkosh	Lawrence	W	109-72
J9 -	#12 Missouri	Lawrence	W	69-66
J12 -	Iowa State	Ames, Iowa	L	66-67
J16 -	Nebraska	Lincoln, Neb.	L	57-64
J19 -	Kansas State	Lawrence	L	52-61
J23 -	Oklahoma	Norman, Okla.	W	72-67
J26 -	Colorado	Lawrence	W	75-61
J30 -	Oklahoma State	Stillwater, Okla.	L	67-71
F2 -	Iowa State	Lawrence	W	72-61
F5 -	Nebraska	Lawrence	L	56-61
F7 -	Iona	New York, N.Y.	L	77-81
F9 -	#15 Missouri	Columbia, Mo.	L	65-88
F13 -	Oklahoma	Lawrence	W	69-66
F16 -	#19 Kansas State	Manhattan, Kan.	W	48-46
F20 -	Colorado	Boulder, Colo.	L	72-81
F23 -	Oklahoma State	Lawrence	W OT	84-74

Big Eight Conference Championship

F26 -	Colorado	Lawrence	W	75-65
F28 -	Missouri	Kansas City, Mo.	W	80-71
M1 -	Kansas State	Kansas City, Mo.	L	58-79

Leading Scorers

Darnell Valentine (6-2 Jr. G)	16.5*
Ricky Ross (6-6 Fr. G)	11.7*
Tony Guy (6-6 So. G)	10.9*
John Crawford (6-8 Jr. F)	7.9*
Booby Neal (6-5 Jr. G)	5.8

2020-21 KANSAS BASKETBALL YEAR-BY-YEAR RESULTS

1980-81 (24-8) | Big Eight (9-5, T-2nd)

Big Eight Tournament Champions Ranked #19 (UPI)

KU Rnk	Opponent	Location	W/L	Score
N29	- Nevada-Reno	Reno, Nev.	W	91-73
D1	- Pepperdine	Lawrence	W	81-67
D3	- Michigan	Lawrence	L	52-64
D6	- Oral Roberts	Lawrence	W	90-66
D8	- Morehead State	Lawrence	W	90-56
D13	- #2 Kentucky	Lexington, Ky.	L	73-87
D20	- USC	Lawrence	W	91-68
D22	- SMU	Dallas, Texas	W	73-62
D30	- Rollins	Lawrence	W	102-47
J3	- #6 North Carolina	Kansas City, Mo.	W	56-55
J6	- Memphis State	Memphis, Tenn.	W	59-49
J10	- Iona	Lawrence	W	94-64
J14	- Iowa State	Lawrence	W	70-58
J17	- Oklahoma	Norman, Okla.	W	82-78
J21	- Missouri	Lawrence	W	63-55
J24	- Colorado	Lawrence	W	66-59
J28	#18 Kansas State	Manhattan, Kan.	L	43-54
J31	#18 Nebraska	Lincoln, Neb.	L	54-57
F4	- Oklahoma State	Stillwater, Okla.	L 3OT	73-76
F7	- Oklahoma	Lawrence	W	96-67
F9	- Missouri	Columbia, Mo.	L	65-79
F14	- Iowa State	Ames, Iowa	W	51-49
F18	- Kansas State	Lawrence	W	58-50
F21	- Colorado	Boulder, Colo.	L	50-53
F25	- Nebraska	Lawrence	W	75-49
F28	- Oklahoma State	Lawrence	W	80-65

Big Eight Conference Championship

M3	- Oklahoma State	Lawrence	W	96-69
M6	- Missouri	Kansas City, Mo.	W	75-70
M7	- Kansas State	Kansas City, Mo.	W	80-68

NCAA Tournament (Midwest Region)

M13	- Mississippi	Wichita, Kan.	W	69-66
M15	- #3 Arizona State	Wichita, Kan.	W	88-71
M20	- Wichita State	New Orleans, La.	L	65-66

Leading Scorers

Tony Guy (6-6 Jr. G)	15.8*
Darnell Valentine (6-2 Sr. G)	15.6*
David Magley (6-7 Jr. F)	9.5*
John Crawford (6-7 Sr. F)	8.1
Victor Mitchell (6-9 Jr. C)	8.1*

1981-82 (13-14) | Big Eight (4-10, 7th)

KU Rnk	Opponent	Location	W/L	Score
N28	- #1 North Carolina	Charlotte, N.C.	L	67-74
N30	- Arizona State	Lawrence	W	63-62
D2	- Texas Southern	Lawrence	W	67-65
D5	- Michigan State	Lawrence	W	74-56
D7	- Arizona	Lawrence	W	86-57
D12	- #2 Kentucky	Lawrence	L OT	74-77
D19	- SMU	Lawrence	W	81-71
D28	- Saint John's	New York, N.Y.	L	75-76
D29	- #11 Indiana	New York, N.Y.	W	71-61
J6	- Evansville	Lawrence	W OT	72-65
J9	- Rollins College	Lawrence	W	82-69
J13	- Nebraska	Lincoln, Neb.	L	55-75
J16	- Oklahoma State	Lawrence	W	77-72
J20	- Missouri	Columbia, Mo.	L	35-41
J23	- #14 Kansas State	Manhattan, Kan.	L	53-70
J25	- Alcorn State	Lawrence	W	72-60
J27	- Colorado	Lawrence	W	74-60
J30	- Oklahoma	Lawrence	W	55-53
F3	- Iowa State	Ames, Iowa	L	53-55
F6	- Oklahoma State	Stillwater, Okla.	L	64-79
F9	- #4 Missouri	Lawrence	L	41-42
F13	- Nebraska	Lawrence	W	66-63
F17	- Colorado	Boulder, Colo.	L	80-89
F20	- #18 Kansas State	Lawrence	L	53-63
F24	- Oklahoma	Norman, Okla.	L	76-79
F27	- Iowa State	Lawrence	L	61-63

Big Eight Conference Championship

M2	- #17 Kansas State	Manhattan, Kan.	L	62-74
----	--------------------	-----------------	---	-------

Leading Scorers

David Magley (6-8 Sr. F)	17.3*
Tony Guy (6-6 Sr. G)	14.9*
Kelly Knight (6-7 So. C)	12.3*
Jeff Dishman (6-5 Jr. F)	9.3*
Tyke Peacock (6-1 Jr. G)	4.7

1982-83 (13-16) | Big Eight (4-10, T-7th)

KU Rnk	Opponent	Location	W/L	Score
N27	- U.S. International	Lawrence	W	91-74
N29	- Bowling Green	Lawrence	W	97-68
D2	- Mississippi Valley	Lawrence	W	63-51
D4	- Saint Louis	Lawrence	W	83-69
D6	- Michigan	Ann Arbor, Mich.	L	74-86
D11	- SMU	Dallas, Texas	W	62-60
D18	- Memphis State	Lawrence	L	58-64
D20	- Alcorn State	Lawrence	W	86-74
D29	- #3 Kentucky	Louisville, Ky.	L	62-83
J2	- Ohio State	Kansas City, Mo.	L	61-64
J6	- Oral Roberts	Tulsa, Okla.	L OT	71-73
J8	- Evansville	Evansville, Ind.	W	59-54
J15	- Maine	Lawrence	W	79-68
J19	- Oklahoma	Norman, Okla.	L	72-95
J22	- #18 Oklahoma State	Stillwater, Okla.	L	74-85
J26	- #13 Missouri	Lawrence	L	63-76
J29	- Kansas State	Manhattan, Kan.	L	57-58
F2	- Iowa State	Lawrence	W	75-69
F5	- Nebraska	Lincoln, Neb.	L	61-68
F10	- Colorado	Lawrence	L	74-75
F12	- Oklahoma State	Lawrence	L	69-75
F17	- #15 Missouri	Columbia, Mo.	L	69-74
F19	- #19 Oklahoma	Lawrence	W	55-53
F23	- Iowa State	Ames, Iowa	W	74-60
F26	- Kansas State	Lawrence	L	63-70
M2	- Nebraska	Lawrence	L	58-60
M5	- Colorado	Boulder, Colo.	W	74-63

Big Eight Conference Championship

M8	- #19 Oklahoma	Norman, Okla.	W	87-77
M11	- Oklahoma State	Kansas City, Mo.	L	83-90

Leading Scorers

Carl Henry (6-5 Jr. G)	17.4*
Kerry Boagni (6-8 Fr. F)	14.1*
Kelly Knight (6-8 Jr. C)	12.3*
Calvin Thompson (6-6 Fr. F)	7.9*
Jeff Dishman (6-6 Sr. F)	5.7

LARRY BROWN



5 SEASONS, 1983-88
135-44, .754

1983-84 (22-10) | Big Eight (9-5, 2nd)

NCAA Tournament Big Eight Tournament Champions

KU Rnk	Opponent	Location	W/L	Score
N26	#17 #13 Houston	Houston, Texas	L	76-91
D1	- Saint Louis	St. Louis, Mo.	W	67-63
D3	- Morehead State	Lawrence	W	75-57
D5	- Jackson State	Lawrence	W	89-57
D10	- #2 Kentucky	Lawrence	L	50-72
D17	- Fla. Southern	Lawrence	W	85-73
D19	- Oral Roberts	Lawrence	W	65-64
D22	- Ohio State	Columbus, Ohio	L	74-79
D28	- Tulane	New Orleans, La.	W	67-64
D29	- S.W. Louisiana	New Orleans, La.	L	45-54
J7	- Fla. International	Lawrence	W	99-47
J11	- Texas Southern	Lawrence	W	101-64
J14	- Colorado	Lawrence	W	53-48
J18	- Missouri	Lawrence	W	73-56
J21	- Iowa State	Ames, Iowa	L	56-61
J25	- Nebraska	Lawrence	W	77-61
J28	- Kansas State	Lawrence	W	65-54
J31	- #12 Oklahoma	Norman, Okla.	L	84-103
F5	- Wichita State	Lawrence	W	79-69
F8	- Oklahoma State	Stillwater, Okla.	L	61-71
F11	- Iowa State	Lawrence	W	80-72
F15	- Nebraska	Lincoln, Neb.	W	67-66
F18	- Missouri	Columbia, Mo.	W	72-62
F22	- #8 Oklahoma	Lawrence	L	82-92
F25	- Kansas State	Manhattan, Kan.	W	63-61
F29	- Colorado	Boulder, Colo.	L	85-89
M3	- Oklahoma State	Lawrence	W	91-70

M6	- Oklahoma State	Lawrence	W	75-58
M9	- Kansas State	Kansas City, Mo.	W	70-59
M10	- #6 Oklahoma	Kansas City, Mo.	W	79-78

NCAA Tournament (Midwest Region)

M16	- Alcorn State	Lincoln, Neb.	W	57-56
M18	- #19 Wake Forest	Lincoln, Neb.	L	59-69

Leading Scorers

Carl Henry (6-5 Sr. G)	16.8*
Kelly Knight (6-8 Sr. F)	11.4*
Calvin Thompson (6-6 So. G)	11.3*
Greg Dreiling (7-1 So. C)	9.7*
Ron Kellogg (6-5 So. G)	6.7*

1984-85 (26-8) | Big Eight (11-3, 2nd)

NCAA Tournament Ranked #13 (AP)

KU Rnk	Opponent	Location	W/L	Score
N23	#19 Maryland	Anchorage, Alaska	W	58-56
N24	#19 Oregon	Anchorage, Alaska	W	66-49
N25	#19 UAB	Anchorage, Alaska	L	46-50
D1	#20 Detroit	Lawrence	W	86-64
D4	#19 South Dakota State	Lawrence	W	85-72
D8	#19 Abilene Christian	Lawrence	W	84-72
D10	#19 South Carolina State	Lawrence	W	81-54
D15	#18 Houston	Lawrence	W	87-75
D22	#15 George Washington	Washington, D.C.	W	76-70
D31	#12 Kentucky	Louisville, Ky.	L	89-92
J3	#11 Texas Southern	Lawrence	W	78-74
J5	#11 Wichita State	Kansas City, Mo.	W	90-83
J7	#11 Western Carolina	Lawrence	W	79-62
J11	#10 South Alabama	Mobile, Ala.	W	90-81
J17	#9 Iowa State	Lawrence	W	76-72
J19	#9 #13 Oklahoma	Norman, Okla.	L	76-87
J22	#15 Missouri	Lawrence	W	70-68
J26	#15 Colorado	Boulder, Colo.	W	70-68
J27	#15 Michigan	Ann Arbor, Mich.	L	77-96
J30	#19 Kansas State	Manhattan, Kan.	W	75-57
F2	#19 Nebraska	Lincoln, Neb.	W	91-80
F4	#19 Colorado	Lawrence	W	88-69
F6	#13 Oklahoma State	Lawrence	W	84-72
F9	#13 Memphis State	Lawrence	W	75-71
F12	#10 Missouri	Columbia, Mo.	L	55-62
F16	#10 Iowa State	Ames, Iowa	L	70-72
F20	#15 Kansas State	Lawrence	W	75-64
F24	#15 #5 Oklahoma	Lawrence	W	82-76
F28	#11 Nebraska	Lawrence	W	70-65
M2	#11 Oklahoma State	Stillwater, Okla.	W	88-79
M5	#10 Nebraska	Lawrence	W	74-69

Big Eight Conference Championship

M9	#10 Iowa State	Kansas City, Mo.	L	59-75
----	----------------	------------------	---	-------

NCAA Tournament (Southeast Region)

M14	#13 Ohio	South Bend, Ind.	W	49-38
M16	#13 Auburn	South Bend, Ind.	L	64-66

Leading Scorers


Ron Kellogg (6-5 Jr. F)	17.6*
Danny Manning (6-11 Fr. F)	14.6*
Calvin Thompson (6-6 Jr. G)	13.7*
Greg Dreiling (7-1 Jr. C)	13.1*
Cedric Hunter (6-0 So. G)	6.7*

1985-86 (35-4) | Big Eight (13-1, 1st)

NCAA Tournament | Final Four Big Eight Tournament Champions Ranked #2 (AP), #2 (UPI)

KU Rnk	Opponent	Location	W/L	Score
N22	#5 Pepperdine	Denver, Colo.	W	67-61
N24	#5 Washington	Denver, Colo.	W	69-64
N29	#5 Louisville	New York, N.Y.	W	83-78
D1	#5 Duke	New York, N.Y.	L	86-92
D3	#7 SIU-Edwardsville	Lawrence	W	86-71
D4	#7 Western Carolina	Lawrence	W	101-79
D7	#15 N.C. State	Greensboro, N.C.	W	71-56
D9	#7 South Alabama	Lawrence	W	72-48
D14	#7 #9 Kentucky	Lawrence	W	83-66
D21	#6 Arkansas	Lawrence	W	89-78
D23	#6 George Washington	Lawrence	W	94-71
D27	#6 Louisiana Tech	Kansas City, Mo.	W	81-59

2020-21 KANSAS BASKETBALL YEAR-BY-YEAR RESULTS



35-4 | BIG EIGHT CHAMPIONS | NCAA MIDWEST REGION CHAMPIONS

Front row (left to right): Archie Marshall, Jerry Johnson, Mark Pellock, Danny Manning, Greg Dreiling, Rodney Hull, Chris Piper, Calvin Thompson. Back row (left to right): Bill Pope (manager), Kurt Unruh (manager), Cedric Hunter, Jeff Johnson, Ron Kellogg, Milt Newton, Scooter Barry, Mark Turgeon, Altonio Campbell, Donnell Martin (manager).

D28	#6	Wichita State	Kansas City, Mo.	W	81-56
J4	#5	Memphis State	Memphis, Tenn.	L OT	80-83
J6	#5	Detroit	Detroit, Mich.	W	60-51
J11	#9	SMU	Lawrence	W	72-56
J15	#8	Nebraska	Lincoln, Neb.	W	81-70
J18	#8	Oklahoma State	Lawrence	W	95-72
J21	#7	#5 Oklahoma	Lawrence	W	98-92
J23	#7	Missouri	Columbia, Mo.	W	81-77
J25	#7	Louisville	Lawrence	W	71-69
J27	#7	Iowa State	Ames, Iowa	L	74-77
F1	#4	Kansas State	Manhattan, Kan.	W	64-50
F5	#6	Colorado	Lawrence	W	100-64
F8	#6	Oklahoma State	Stillwater, Okla.	W	85-69
F11	#3	Missouri	Lawrence	W	100-66
F15	#3	Nebraska	Lawrence	W	79-61
F19	#3	Colorado	Boulder, Colo.	W	79-74
F22	#3	Kansas State	Lawrence	W	84-69
F24	#3	#10 Oklahoma	Norman, Okla.	W	87-80
M1	#2	Iowa State	Lawrence	W	90-70

Big Eight Conference Championship

M7	#2	Kansas State	Kansas City, Mo.	W	74-51
M8	#2	#15 Oklahoma	Kansas City, Mo.	W	72-70
M9	#2	Iowa State	Kansas City, Mo.	W	73-71

NCAA Tournament (Midwest Region)

M13	#2	No. Carolina A&T	Dayton, Ohio	W	71-46
M15	#2	Temple	Dayton, Ohio	W	65-43
M21	#2	#18 Michigan State	Kansas City, Mo.	W OT	96-86
M23	#2	North Carolina State	Kansas City, Mo.	W	75-67

NCAA Tournament (Final Four)

M29	#2	#1 Duke	Dallas, Texas	L	67-71
-----	----	---------	---------------	---	-------

Leading Scorers

Danny Manning (6-11 So. F)	16.7*
Ron Kellogg (6-5 Sr. F)	15.9*
Calvin Thompson (6-6 Sr. G)	13.4*
Greg Dreiling (7-1 Sr. C)	11.6*
Cedric Hunter (6-0 Jr. G)	9.1*

1986-87 (25-11) | Big Eight (9-5, T-2nd) NCAA Tournament | Sweet 16 Ranked #20 (AP)

KU Rnk	Opponent	Location	W/L	Score	
N29	#8	Tennessee-Martin	Lawrence	W	88-69
D1	#8	Southern	Lawrence	W	87-69
D4	#6	Washington	Lawrence	W	82-68
D6	#6	Arkansas	Fayetteville, Ark.	L	86-103
D13	#14	Colorado	Lawrence	W	59-56
D20	#13	Texas Tech	Lawrence	W	82-52
D22	#13	The Citadel	Lawrence	W	74-71
D28	#13	#14 Pittsburgh	Honolulu, Hawai'i	L	76-79
D29	#13	Ohio State	Honolulu, Hawai'i	L OT	78-79
D30	#12	Hawai'i	Honolulu, Hawai'i	W OT	81-80
J6	#19	Wichita State	Wichita, Kan.	L	49-54
J8	#19	#8 Temple	Lawrence	W	67-64
J11	#19	Oklahoma State	Stillwater, Okla.	W	66-63
J15	#20	#16 Oklahoma	Norman, Okla.	L	74-76

1987-88 (27-11) | Big Eight (9-5, 3rd) NCAA CHAMPIONS

KU Rnk	Opponent	Location	W/L	Score	
N27	#7	Chaminade	Maui, Hawai'i	W	89-62
N28	#7	#11 Iowa	Maui, Hawai'i	L	81-100
N29	#7	Illinois	Maui, Hawai'i	L	75-81
D1	#16	Pomona-Pitzer	Lawrence	W	94-38
D3	#16	Western Carolina	Cullowhee, N.C.	W	68-63
D5	#16	Saint John's	Lawrence	W	63-54
D7	#16	Appalachian State	Lawrence	W	73-62
D12	#18	Rider	Lawrence	W	110-72
D19	#17	North Carolina State	Raleigh, N.C.	W	74-67
D28	#18	Memphis State	New York, N.Y.	W	64-62
D30	#17	Saint John's	New York, N.Y.	L	56-70
J4	#17	Washington	Seattle, Wash.	W	67-57
J6	#18	American	Lawrence	W	90-69
J9	#18	Missouri	Lawrence	W	78-74
J13	#16	#14 Iowa State	Ames, Iowa	L	78-88
J16	#16	Hampton	Lawrence	W	95-69
J23	#16	Notre Dame	South Bend, Ind.	L	76-80
J27	-	Nebraska	Lincoln, Neb.	L	68-70
J30	-	Kansas State	Lawrence	L	61-72
F3	-	#7 Oklahoma	Lawrence	L	65-73
F6	-	Colorado	Lawrence	W	73-62
F10	-	Oklahoma State	Stillwater, Okla.	W	78-68
F13	-	Iowa State	Lawrence	W	82-72
F16	-	Nebraska	Lawrence	W	70-48
F18	-	Kansas State	Manhattan, Kan.	W	64-63
F20	-	#6 Duke	Lawrence	L OT	70-74
F24	-	#4 Oklahoma	Norman, Okla.	L	87-95
F27	-	#15 Missouri	Columbia, Mo.	W	82-77
M2	-	Colorado	Boulder, Colo.	W	85-64
M5	-	Oklahoma State	Lawrence	W	75-57

Big Eight Conference Championship

M11	-	Oklahoma State	Kansas City, Mo.	W	74-58
M12	-	Kansas State	Kansas City, Mo.	L	54-69

NCAA Tournament (Midwest Region)

M18	-	#18 Xavier	Lincoln, Neb.	W	85-72
M20	-	Murray State	Lincoln, Neb.	W	61-58
M25	-	Vanderbilt	Pontiac, Mich.	W	77-64
M27	-	#20 Kansas State	Pontiac, Mich.	W	71-58

NCAA Tournament (Final Four)

A2	-	#5 Duke	Kansas City, Mo.	W	66-59
A4	-	#4 Oklahoma	Kansas City, Mo.	W	83-79

Leading Scorers

Danny Manning (6-11, Sr., F)	24.8*
Milt Newton (6-4 Jr. F)	11.6*
Kevin Pritchard (6-3 So. G)	10.6*
Chris Piper (6-8 Sr. F)	5.1*
Jeff Guelndner (6-5 So. G)	3.9*



1988 NCAA CHAMPIONS

27-11 | NCAA CHAMPIONS

Front row (left to right): Lincoln Minor, Jeff Guelndner, Milt Newton, Kevin Pritchard, Otis Livingston, Scooter Barry, Keith Harris, Mike Maddox. Back Row: Mark Randall, Sean Alvarado, Mike Masucci, Marvin Branch, Danny Manning, Chris Piper, Archie Marshall, Bill Pope (head manager)

2020-21 KANSAS BASKETBALL YEAR-BY-YEAR RESULTS

ROY WILLIAMS

15 SEASONS, 1989-2003
418-101, 805



1988-89 (19-12) | Big Eight (6-8, 6th)

KU Rnk	Opponent	Location	W/L	Score
N25	-	Alaska-Anchorage	W	94-81
N26	-	California	W	86-71
N28	-	Seton Hall	L	81-92
D1	-	Seattle	W	98-65
D3	-	Loyola-Chicago	W	100-80
D7	-	Pacific Lutheran	W	112-61
D10	-	#17 Temple	W	95-78
D12	-	Northern Arizona	W	109-59
D21	#20	Texas Tech	W	81-80
D29	#20	Iona	W	100-67
D30	#20	Missouri State	W	82-73
J3	#18	Brown	W	115-45
J7	#18	Iowa State	W	127-82
J9	#18	SMU	OT	90-82
J12	#16	Miami	L	86-87
J14	#16	Kansas State	OT	75-74
J18	#17	#5 Oklahoma	L	95-123
J21	#17	Colorado	W	89-74
J25	#18	Wichita State	W	86-66
J28	#18	Kansas State	L	70-71
F1	-	#5 Missouri	L	66-91
F4	-	Nebraska	L	70-74
F8	-	Oklahoma State	L	81-87
F11	-	#3 Missouri	L	80-93
F15	-	#1 Oklahoma	OT	89-94
F18	-	#11 Duke	L	77-102
F22	-	Iowa State	L	89-97
F25	-	Colorado	W	111-83
M1	-	Nebraska	W	80-71
M4	-	Oklahoma State	W	79-78
Big Eight Conference Championship				
M10	-	Kansas State	L	65-73

Leading Scorers

Milt Newton (6-4 Sr. F/G)	17.7*
Mark Randall (6-9 So. F)	16.0*
Kevin Pritchard (6-3 Jr. G)	14.5*
Mike Maddox (6-7 So. F)	10.9*
Freeman West (6-5 Jr. F)	9.2*

1989-90 (30-5) | Big Eight (11-3, T-2nd) NCAA Tournament Preseason NIT Champions Ranked #5 (AP), #5 (UPI)

KU Rnk	Opponent	Location	W/L	Score
N15	-	UAB	W	109-83
N17	-	#2 LSU	W	89-83
N22	-	#1 UNLV	W	91-77
N24	-	#25 St. John's	W	66-57
N30	#4	Idaho	W	87-58
D2	#4	Md-Baltimore Co.	W	86-67
D4	#4	Tennessee-Martin	W	103-48
D6	#2	SMU	W	86-53
D9	#2	Kentucky	W	150-95
D16	#2	Pepperdine	W	98-73
D22	#2	Arizona State	W	90-67
D29	#2	Texas-Pan American	W	103-83
D30	#2	Stanford	W	83-61
J4	#2	Wichita State	W	93-66
J6	#2	Winthrop	W	94-51
J8	#2	Nebraska	W	98-93
J10	#1	Miami (Fla.)	W	100-73
J13	#1	Oklahoma State	W	91-77
J18	#1	Elizabeth City State	W	132-65
J20	#1	#4 Missouri	L	87-95
J27	#2	Kansas State	W	85-57
J31	#2	Colorado	W	90-69
F3	#2	#9 Oklahoma	W	85-74
F7	#2	Oklahoma State	W	83-76
F10	#2	Iowa State	W	88-83

F13	#1	#2 Missouri	L	71-77
F17	#1	Nebraska	W	94-67
F21	#2	Colorado	W	103-71
F24	#2	Kansas State	W	70-58
F27	#1	#5 Oklahoma	L	78-100
M3	#1	Iowa State	W	96-63

Big Eight Conference Championship

M9	#2	Iowa State	W	118-75
M10	#2	#1 Oklahoma	L	77-95

NCAA Tournament (East Region)

M16	#5	Robert Morris	W	79-71
M18	#5	UCLA	L	70-71

Leading Scorers

Kevin Pritchard (6-3 Sr. G)	14.5*
Mark Randall (6-9 Jr. F)	13.3*
Rick Calloway (6-6 Sr. F)	13.1*
Terry Brown (6-2 Jr. G)	11.0
Jeff Gueldner (6-5 Sr. G)	10.7*

1990-91 (27-8) | Big Eight (10-4, T-1st) NCAA Tournament Final Four (Runner-Up) Ranked #12 (AP), #12 (UPI)

KU Rnk	Opponent	Location	W/L	Score
N23	-	Arizona State	L	68-70
N24	-	Northern Arizona	W	84-57
D1	-	Marquette	W	108-71
D4	-	SMU	W	80-60
D8	-	#11 Kentucky	L	71-88
D15	-	Rider	W	103-51
D22	-	Texas-San Antonio	W	101-69
D28	-	Hawai'i-Loa	W	111-58
J2	-	Pepperdine	W	88-62
J5	-	North Carolina State	W	105-94
J8	-	#15 Oklahoma	L	82-88
J10	-	Md-Baltimore Co.	W	97-46
J12	-	Oklahoma State	OT	73-78
J16	-	Miami	W	73-60
J19	-	Missouri	W	91-64
J23	-	Wichita State	W	84-50
J26	-	Colorado	W	95-62
J29	#24	Kansas State	W	78-69
F2	#24	Iowa State	W	85-78
F6	#18	#15 Nebraska	W	85-77
F9	#18	Oklahoma State	W	79-69
F12	#11	Missouri	W	74-70
F16	#11	Kansas State	W	68-67
F20	#8	Colorado	L	71-79
F23	#8	Oklahoma	W	109-87
F26	#10	Iowa State	W	88-57
M3	#10	#15 Nebraska	L	75-85
Big Eight Conference Championship				
M8	#12	Colorado	W	82-76
M9	#12	#13 Nebraska	L	83-87
NCAA Tournament (Southeast Region)				
M14	#12	New Orleans	W	54-49
M16	#12	Pittsburgh	W	77-66
M21	#12	#3 Indiana	W	83-65
M23	#12	#2 Arkansas	W	93-81

NCAA Tournament (Final Four)

M30	#12	#4 North Carolina	W	79-73
A1	#12	#6 Duke	L	65-72

Leading Scorers

Terry Brown (6-2 Sr. G)	16.0*
Mark Randall (6-9 Sr. C)	15.0*
Adonis Jordan (5-11 So. G)	12.5*
Alonzo Jamison (6-6 Jr. F)	10.4*
Mike Maddox (6-7 Sr. F)	7.4*

1991-92 (27-5) | Big Eight (11-3, 1st) NCAA Tournament Ranked #2 (AP), #2 (UPI) Big Eight Tournament Champions

KU Rnk	Opponent	Location	W/L	Score
N23	#12	Md-Baltimore Co.	W	122-58
N26	#12	Arkansas-Little Rock	W	91-80
N30	#12	Central Mo. State	W	83-54
D7	#10	Long Beach State	W	66-60
D14	#7	DePaul	W	104-75
D21	#6	Seattle Pacific	W	97-62
D27	#4	Southern Mississippi	W	109-76
D28	#4	Temple	W	97-73
J2	#4	Pepperdine	OT	79-73
J4	#4	SMU	W	79-67
J8	#4	Wichita State	W	81-51
J11	#4	Louisville	L	78-85
J13	#6	#13 Missouri	OT	92-80
J18	#6	Colorado	W	81-80
J25	#5	Nebraska	W	103-78
J28	#5	Marquette	W	85-61
F1	#5	#18 Oklahoma	W	96-95
F3	#3	Kansas State	W	80-58
F8	#3	#2 Oklahoma State	L	56-64
F12	#4	Iowa State	W	91-60
F15	#4	Colorado	W	82-45
F19	#3	Nebraska	OT	79-81
F22	#3	Kansas State	W	54-52
F24	#3	Oklahoma	W	84-65
M2	#3	#14 Oklahoma State	W	77-64
M4	#3	Iowa State	L	66-70
M8	#3	#11 Missouri	W	97-89
Big Eight Conference Championship				
M13	#3	Colorado	W	84-66
M14	#3	#24 Oklahoma State	W	85-67
M15	#3	#11 Oklahoma State	W	66-57
NCAA Tournament (Midwest Region)				
M20	#2	Howard	W	100-67
M22	#2	UTEP	L	60-66

Leading Scorers

Rex Walters (6-4 Jr. G)	16.0*
Adonis Jordan (5-11 Jr. G)	12.8*
Richard Scott (6-7 So. F)	10.1*
Alonzo Jamison (6-6 Sr. F)	10.0*
Eric Pauley (6-10 Jr. C)	9.0*




1990-91 FINAL FOUR

27-8 | BIG EIGHT CO-CHAMPIONS | NCAA SOUTHEAST REGION CHAMPIONS

Front row (left to right): Steve Robinson (assistant coach), Kevin Stallings (assistant coach), Mark Turgeon (assistant coach), Kirk Wagner, Mike Maddox, Terry Brown, Mark Randall, Roy Williams (head coach), Jerry Green (assistant coach), Mark Cairns (trainer). Back row: Glenn Boor (manager), Dave Van Daff (manager), Sean Tunstall, Doug Elstun, Rex Walters, Richard Scott, Patrick Richey, David Johanning, Macolm Nash, Alonzo Jamison, Steve Woodberry, Adonis Jordan, Jay Price (manager), Matt Wingate (manager), Ann Fowler (manager).

2020-21 KANSAS BASKETBALL YEAR-BY-YEAR RESULTS



1992-93 FINAL FOUR

29-7 | BIG EIGHT CHAMPIONS | NCAA MIDWEST REGION CHAMPIONS

Front row (left to right): Dave Van Daff (manager), Steve Robinson (assistant coach), Kevin Stallings (assistant coach), Eric Pauley, Adonis Jordan, Rex Walters, Roy Williams (head coach), Matt Doherty (assistant coach), Mark Cairns (trainer). Back row: Ann Fowler (manager), Michael Sykes (manager), Greg Gurley, Darrin Hancock, Richard Scott, Ben Davis (did not play), Greg Ostertag, Patrick Richey, Sean Pearson, Steve Woodberry, Calvin Rayford, Jimmy Dillon (manager), Kyle Smith (manager).

**1992-93 (29-7) | Big Eight (11-3, 1st)
NCAA Tournament | Final Four
Ranked #9 (AP), #4 (Coaches)**

KU Rnk	Opponent	Location	W/L	Score
D1	#3 Georgia	Lawrence	W	76-65
D5	#3 #2 Indiana	Indianapolis, Ind.	W	74-69
D7	#2 Emporia State	Lawrence	W	91-56
D11	#2 Mississippi Valley St.	Kansas City, Mo.	W	94-46
D12	#2 UMKC	Kansas City, Mo.	W	108-62
D19	#2 East Tennessee St.	Lawrence	W	86-83
D21	#2 North Carolina State	Lawrence	W	84-64
D27	#2 Jackson State	Honolulu, Hawai'i	W	93-85
D29	#2 Hawai'i	Honolulu, Hawai'i	W	94-66
D30	#6 Michigan	Honolulu, Hawai'i	L	74-86
J6	#4 Wichita State	Lawrence	W	103-54
J9	#4 Iowa State	Lawrence	W	78-71
J11	#4 #10 Oklahoma	Norman, Okla.	W	96-85
J14	#4 Oral Roberts	Lawrence	W	140-72
J16	#4 Louisville	Louisville, Ky.	W	98-77
J18	#1 Kansas State	Manhattan, Kan.	W	71-65
J23	#1 Colorado	Boulder, Colo.	W	82-51
J25	#1 Long Beach State	Lawrence	L	49-64
J30	#1 Rollins	Lawrence	W	103-56
F1	#3 Missouri	Lawrence	W	86-69
F7	#3 Nebraska	Lincoln, Neb.	L	64-68
F10	#7 Oklahoma State	Lawrence	W	84-72
F13	#7 Missouri	Columbia, Mo.	W	67-63
F17	#6 #19 Oklahoma	Lawrence	L	77-80
F20	#6 Kansas State	Lawrence	W	77-64
F22	#7 Iowa State	Ames, Iowa	L	71-75
F27	#7 Colorado	Lawrence	W	72-68
M3	#8 Nebraska	Lawrence	W	94-83
M7	#8 #19 Oklahoma State	Stillwater, Okla.	W	74-73

Big Eight Conference Championship

M12	#7 Colorado	Kansas City, Mo.	W	82-65
M13	#7 Kansas State	Kansas City, Mo.	L	67-74

NCAA Tournament (Midwest Region)

M18	#9 Ball State	Chicago, Ill.	W	94-72
M20	#9 Brigham Young	Chicago, Ill.	W	90-76
M25	#9 California	St. Louis, Mo.	W	93-76
M27	#9 #1 Indiana	St. Louis, Mo.	W	83-77

NCAA Tournament (Final Four)

A3	#9 #4 North Carolina	New Orleans, La.	L	68-78
----	----------------------	------------------	---	-------

Leading Scorers

Rex Walters (6-4 Sr. G)	15.3*
Adonis Jordan (5-11 Sr. G)	12.1*
Eric Pauley (6-10 Sr. C)	11.9*
Richard Scott (6-7 Jr. F)	10.6*
Steve Woodberry (6-4 Jr. G-F)	10.1

**1993-94 (27-8) | Big Eight (9-5, 3rd)
NCAA Tournament | Sweet 16
Preseason NIT Champions
Ranked #13 (AP), #12 (Coaches)**

KU Rnk	Opponent	Location	W/L	Score
N17	#9 Western Michigan	Lawrence	W	69-50
N19	#9 #6 California	Lawrence	W	73-56
N24	#6 #10 Minnesota	New York, N.Y.	W	75-71

N26	#6 #18 Massachusetts	New York, N.Y.	W	86-75
D1	#3 #7 Temple	Lawrence	L	59-73
D4	#3 DePaul	Rosemont, Ill.	W	79-74
D6	#7 Washburn	Lawrence	W	82-68
D8	#7 North Carolina State	Raleigh, N.C.	W	74-57
D11	#7 Arkansas-Little Rock	Lawrence	W	98-63
D18	#6 Georgia	Atlanta, Ga.	W	89-79
D20	#6 Furman	Lawrence	W	101-60
D22	#6 #22 Indiana	Lawrence	W OT	86-83
D29	#6 Rhode Island	Kansas City, Mo.	W	73-60
D30	#6 SMU	Kansas City, Mo.	W	84-64
J5	#5 UNC Asheville	Lawrence	W	90-44
J8	#5 SMU	Lawrence	W	91-59
J10	#3 Oklahoma	Lawrence	W	94-84
J17	#1 Kansas State	Lawrence	L	64-68
J22	#1 Iowa State	Ames, Iowa	W	82-71
J26	#3 Oklahoma State	Lawrence	W OT	62-61
J29	#3 Colorado	Boulder, Colo.	W	87-53
J31	#3 #20 Missouri	Columbia, Mo.	L	67-79
F6	#3 Nebraska	Lawrence	W	94-87
F12	#5 Kansas State	Manhattan, Kan.	W	65-56
F16	#4 Oklahoma State	Stillwater, Okla.	L OT	59-63
F20	#4 #12 Missouri	Lawrence	L	74-81
F23	#10 Nebraska	Lincoln, Neb.	L	87-96
F26	#10 Colorado	Lawrence	W	106-62
M3	#13 Iowa State	Lawrence	W	97-79
M6	#13 Oklahoma	Norman, Okla.	W	84-81

Big Eight Conference Championship

M11	#11 Kansas State	Kansas City, Mo.	W	73-52
M12	#11 Oklahoma State	Kansas City, Mo.	L	68-69

NCAA Tournament (Southeast Region)

M17	#13 Tenn.-Chattanooga	Lexington, Ky.	W	102-73
M19	#13 Wake Forest	Lexington, Ky.	W	69-58
M24	#13 #3 Purdue	Knoxville, Tenn.	L	78-83

Leading Scorers

Steve Woodberry (6-4 Sr. G)	15.5*
Richard Scott (6-7 Sr. F)	13.7*
Greg Ostertag (7-2 Jr. C)	10.3*
Jacque Vaughn (6-1 Fr. G)	7.8*
Sean Pearson (6-4 So. G-F)	7.6

**1994-95 (25-6) | Big Eight (11-3, 1st)
NCAA Tournament | Sweet 16
Ranked #5 (AP), #10 (Coaches)**

KU Rnk	Opponent	Location	W/L	Score
N26	#9 San Diego	Lawrence	W	83-65
D3	#7 #1 Massachusetts	Anaheim, Calif.	W	81-75
D5	#4 Coppin State	Lawrence	W	91-69
D7	#4 #6 Florida	Lawrence	W	69-63
D10	#4 North Carolina State	Raleigh, N.C.	W	96-91
D17	#3 Indiana	Bloomington, Ind.	L	61-80
D20	#7 Santa Clara	Lawrence	W	80-75
D22	#7 Rice	Lawrence	W	71-57
D31	#6 Fort Hays State	Lawrence	W	93-55
J3	#5 East Tennessee State	Lawrence	W	106-73
J7	#5 SMU	Dallas, Texas	W	97-58
J9	#3 #17 Missouri	Columbia, Mo.	W	102-89
J14	#3 #23 Iowa State	Ames, Iowa	L	65-69
J18	#7 Kansas State	Lawrence	W	78-74

J21	#7 Colorado	Boulder, Colo.	W	91-77
J23	#7 Nebraska	Lawrence	W	84-67
J28	#2 Connecticut	Kansas City, Mo.	W	88-59
J31	#3 Colorado	Lawrence	W	99-77
F4	#3 #11 Iowa State	Lawrence	W	91-71
F6	#2 #24 Oklahoma State	Stillwater, Okla.	L	69-79
F11	#2 Oklahoma	Lawrence	W	93-76
F14	#3 Nebraska	Lincoln, Neb.	W	91-68
F18	#3 Kansas State	Manhattan, Kan.	W	78-67
F20	#1 #25 Oklahoma	Norman, Okla.	L	73-76
F25	#1 #14 Missouri	Lawrence	W	88-69
M5	#3 #18 Oklahoma State	Lawrence	W	78-62

Big Eight Conference Championship

M10	#2 Kansas State	Kansas City, Mo.	W	90-45
M11	#2 Iowa State (OT)	Kansas City, Mo.	L	72-80

NCAA Tournament (Midwest Region)

M16	#5 Colgate	Dayton, Ohio	W	82-68
M18	#5 #21 Western Kentucky	Dayton, Ohio	W	75-70
M24	#5 #13 Virginia	Kansas City, Mo.	L	58-67

Leading Scorers

Jerod Haase (6-3 So. G)	15.0*
Raef LaFrentz (6-11 Fr. F)	11.4*
Scot Pollard (6-10 So. C)	10.2
Jacque Vaughn (6-1 So. G)	9.7*
Sean Pearson (6-4 Jr. F)	9.6*
Greg Ostertag (7-2 Sr. C)	9.6*

**1995-96 (29-5) | Big Eight (12-2, 1st)
NCAA Tournament | Elite Eight
Ranked #4 (AP), #5 (Coaches)**

KU Rnk	Opponent	Location	W/L	Score
N25	#2 #8 Utah	Kansas City, Mo.	W	79-68
N29	#2 #15 Virginia	Auburn Hills, Mich.	W	72-66
D1	#2 #23 UCLA	Lawrence	W	85-70
D7	#1 Rice	Houston, Texas	W	83-63
D9	#1 San Diego	San Diego, Calif.	W	101-71
D16	#1 Indiana	Kansas City, Mo.	W	91-83
D18	#1 Pittsburg State	Lawrence	W	103-48
D22	#1 Temple	E. Rutherford, N.J.	L OT	66-75
J2	#4 Cornell	Lawrence	W	100-46
J4	#4 East Tennessee State	Lawrence	W	108-73
J6	#4 SMU	Lawrence	W	83-61
J8	#3 Oklahoma State	Stillwater, Okla.	W	76-61
J11	#3 Florida	Gainesville, Fla.	W	69-54
J15	#4 Saint Peter's	Lawrence	W	85-71
J20	#4 Colorado	Boulder, Colo.	W	80-78
J22	#3 Oklahoma	Lawrence	W	72-66
J28	#3 Nebraska	Lincoln, Neb.	W	88-73
J31	#3 Oklahoma State	Lawrence	W	84-66
F4	#3 Kansas State	Lawrence	W	72-62
F7	#3 #21 Iowa State	Lawrence	W	89-70
F10	#3 Missouri	Columbia, Mo.	L	73-77
F14	#5 Colorado	Lawrence	W	85-70
F17	#5 #22 Iowa State	Ames, Iowa	W	61-50
F19	#5 Nebraska	Lawrence	W	81-71
F24	#5 Kansas State	Manhattan, Kan.	W	77-66
F26	#3 Missouri	Lawrence	W	87-65
M2	#3 Oklahoma	Norman, Okla.	L	79-85

Big Eight Conference Championship

M8	#5 Colorado	Kansas City, Mo.	W	88-55
M9	#5 Kansas State	Kansas City, Mo.	W	61-55
M10	#5 #23 Iowa State	Kansas City, Mo.	L	55-56

NCAA Tournament (West Region)

M15	#4 South Carolina State	Tempe, Ariz.	W	92-54
M17	#4 Santa Clara	Tempe, Ariz.	W	76-51
M22	#4 #11 Arizona	Denver, Colo.	W	83-80
M24	#4 #15 Syracuse	Denver, Colo.	L	57-60

Leading Scorers

Raef LaFrentz (6-11 So. F)	13.4*
Paul Pierce (6-6 Fr. F)	11.9*
Jacque Vaughn (6-1 Jr. G)	10.9*
Jerod Haase (6-3 Jr. G)	10.8*
Scot Pollard (6-10 Jr. C)	10.1*

2020-21 KANSAS BASKETBALL YEAR-BY-YEAR RESULTS



1996-97

34-2 | BIG 12 REGULAR-SEASON CHAMPIONS | BIG 12 TOURN CHAMPIONS

Front row (left to right): Neil Dougherty (assistant), Joe Holladay (assistant), Jerod Haase, Jacque Vaughn, B.J. Williams, Scot Pollard, Roy Williams (head coach), Matt Doherty (assistant), Mark Cairns (trainer). Back row: Blake Flickner (manager), Jill Johansen (manager), Stephanie Temple (manager), C.B. McGrath, Steve Ransom, Joel Branstrom, Raef LaFrentz, T.J. Pugh, Paul Pierce, Nick Bradford, Ryan Robertson, Terry Nooner, Joel Zuniga (manager), Olivia Thompson (manager), Damon Miller (manager).

1996-97 (34-2) | Big 12 (15-1, 1st) NCAA Tournament | Sweet 16 Big 12 Tournament Champions Maui Invitational Champions Ranked #1 (AP), #5 (Coaches)

KU Rnk	Opponent	Location	W/L	Score
N22 #2	Santa Clara	San Jose, Calif.	W	76-64
N25 #2	LSU	Maui, Hawai'i	W	82-53
N26 #2	California	Maui, Hawai'i	W	85-67
N27 #2	Virginia	Maui, Hawai'i	W	80-63
D1 #2	San Diego	Lawrence	W	79-72
D4 #1	#4 Cincinnati	Chicago, Ill.	W	72-65
D7 #1	#17 UCLA	Los Angeles, Calif.	W	96-83
D11 #1	George Washington	Lawrence	W	85-56
D15 #1	UNC Asheville	Lawrence	W	105-73
D21 #1	North Carolina State	Lawrence	W	84-56
D30 #1	Washburn	Lawrence	W	90-65
J2 #1	Brown	Lawrence	W	107-49
J4 #1	Kansas State	Manhattan, Kan.	W	62-59
J6 #1	#22 Texas	Lawrence	W	86-61
J9 #1	Niagara	Lawrence	W	134-73
J11 #1	Baylor	Waco, Texas	W	87-68
J13 #1	#4 Iowa State	Lawrence	W	80-67
J19 #1	Connecticut	Hartford, Conn.	W	73-65
J22 #1	Texas A&M	Lawrence	W	89-60
J26 #1	#18 Colorado	Boulder, Colo.	W	77-68
J29 #1	#22 Texas Tech	Lubbock, Texas	W	86-77
F1 #1	Nebraska	Lawrence	W OT	82-77
F4 #1	Missouri	Columbia, Mo.	L 2OT	94-96
F9 #1	#6 Iowa State	Ames, Iowa	W	69-62
F12 #1	Oklahoma State	Lawrence	W	104-72
F15 #1	#15 Colorado	Lawrence	W	114-74
F17 #1	Missouri	Lawrence	W	79-67
F22 #1	Kansas State	Lawrence	W	78-58
F24 #1	Oklahoma	Norman, Okla.	W	70-68
M2 #1	Nebraska	Lincoln, Neb.	W	85-65
Big 12 Conference Championship				
M7 #1	Oklahoma State	Kansas City, Mo.	W	74-59
M8 #1	#16 Iowa State	Kansas City, Mo.	W	72-48
M9 #1	Missouri	Kansas City, Mo.	W	87-60
NCAA Tournament (Southeast Region)				
M13 #1	Jackson State	Memphis, Tenn.	W	78-64
M15 #1	Purdue	Memphis, Tenn.	W	75-61
M21 #1	#15 Arizona	Birmingham, Ala.	L	82-85

Leading Scorers

Raef LaFrentz (6-11 Jr. F)	18.5*
Paul Pierce (6-6 So. F)	16.3*
Jerod Haase (6-3 Sr. G)	12.0*
Scot Pollard (6-11 Sr. C)	10.3*
Jacque Vaughn (6-1 Sr. G)	10.2*

1997-98 (35-4) | Big 12 (15-1, 1st) NCAA Tournament Big 12 Tournament Champions Preseason NIT Champions Ranked #2 (AP), #8 (Coaches)

KU Rnk	Opponent	Location	W/L	Score
N14 #2	Santa Clara	Lawrence	W	99-73
N17 #2	Rice	Lawrence	W	88-61
N19 #2	Western Kentucky	Lawrence	W	75-62

N21 #2	UNLV	Lawrence	W	92-68
N26 #2	Arizona State	New York, N.Y.	W OT	90-88
N28 #2	Florida State	New York, N.Y.	W	73-58
D2 #2	#4 Arizona	Chicago, Ill.	W	90-87
D4 #2	Emporia State	Lawrence	W	102-50
D7 #2	#23 Maryland	Washington, D.C.	L	83-86
D8 #2	Pennsylvania	Washington, D.C.	W	89-71
D10 #3	Massachusetts	Lawrence	W	73-71
D13 #3	Middle Tennessee St.	Lawrence	W	103-68
D18 #2	Pepperdine	Lawrence	W	96-83
D20 #2	#24 TCU	Kansas City, Mo.	W	94-78
D23 #2	USC	Los Angeles, Calif.	W	74-69
D28 #2	Ohio State	Honolulu, Hawai'i	W	69-56
D29 #2	Vanderbilt	Honolulu, Hawai'i	W	89-82
D30 #2	Hawai'i	Honolulu, Hawai'i	L	65-76
J3 #2	Nebraska	Lawrence	W	96-76
J7 #4	Colorado	Lawrence	W	111-62
J10 #4	Texas	Austin, Texas	W	102-72
J14 #3	Texas A&M	College Station, Texas	W	83-65
J17 #3	Kansas State	Lawrence	W	69-62
J19 #3	Missouri	Columbia, Mo.	L	73-74
J24 #3	Texas Tech	Lawrence	W	88-49
J28 #5	Baylor	Lawrence	W	94-47
F1 #5	Nebraska	Lincoln, Neb.	W	82-71
F4 #3	Iowa State	Ames, Iowa	W	83-65
F8 #3	Missouri	Lawrence	W	80-70
F14 #4	Kansas State	Manhattan, Kan.	W	73-58
F16 #4	Colorado	Boulder, Colo.	W	81-72
F21 #4	Iowa State	Lawrence	W	71-54
F23 #4	Oklahoma	Lawrence	W	83-70
M1 #4	#25 Oklahoma State	Stillwater, Okla.	W	71-67

Big 12 Conference Championship

M6 #3	Kansas State	Kansas City, Mo.	W	68-61
M7 #3	Nebraska	Kansas City, Mo.	W	91-59
M8 #3	Oklahoma	Kansas City, Mo.	W	72-58

NCAA Tournament (Midwest Region)

M13 #2	Prairie View A&M	Oklahoma City, Okla.	W	110-52
M15 #2	Rhode Island	Oklahoma City, Okla.	L	75-80

Leading Scorers

Paul Pierce (6-6 Jr. F)	20.4*
Raef LaFrentz (6-11 Sr. F)	19.8*
Billy Thomas (6-4 Sr. G)	13.6*
Ryan Robertson (6-5 Jr. G)	8.3*
Lester Earl (6-8 So. F)	7.6

1998-99 (23-10) | Big 12 (11-5, T-2nd) NCAA Tournament Big 12 Tournament Champions Ranked #22 (AP), #23 (Coaches)

KU Rnk	Opponent	Location	W/L	Score
N13 #8	Gonzaga	Lawrence	W	80-66
N17 #8	Pennsylvania	Philadelphia, Pa.	W	61-56
N21 #8	Fort Hays State	Lawrence	W	91-67
N27 #8	UNLV	Springfield, Mass.	W	78-50
D1 #7	#8 Kentucky	Chicago, Ill.	L	45-63
D5 #7	Pepperdine	Anaheim, Calif.	W	62-55
D8 #10	Iowa	Lawrence	L	81-85
D12 #10	USC	Lawrence	W	107-78
D17 #13	DePaul	Lawrence	W	74-66
D19 #13	Illinois	Kansas City, Mo.	W	65-55
D23 #13	Saint Louis	St. Louis, Mo.	L	64-78

J2 #18	Texas A&M	Lawrence	W	95-57
J6 #16	Baylor	Waco, Texas	W	66-62
J9 #16	Iowa State	Lawrence	W	74-60
J11 #16	Missouri	Columbia, Mo.	W	73-61
J16 #15	Massachusetts	Amherst, Mass.	L	60-64
J18 #15	Texas	Lawrence	W	76-67
J24 #19	Missouri	Lawrence	L	63-71
J27 #22	Nebraska	Lincoln, Neb.	L	69-84
J30 #22	Colorado	Lawrence	W	77-74
F1 #22	Kansas State	Manhattan, Kan.	W	69-46
F7 -	Colorado	Boulder, Colo.	W	86-80
F10 #24	Nebraska	Lawrence	L	59-64
F13 #24	Texas Tech	Lubbock, Texas	L	84-90
F17 -	Kansas State	Lawrence	W	62-47
F20 -	Oklahoma	Norman, Okla.	W	60-50
F22 -	Oklahoma State	Lawrence	W OT	67-66
F28 -	Iowa State	Ames, Iowa	L	50-52

Big 12 Conference Championship

M5 -	Nebraska	Kansas City, Mo.	W	77-53
M6 -	Kansas State	Kansas City, Mo.	W	69-58
M7 -	Oklahoma State	Kansas City, Mo.	W	53-37

NCAA Tournament (Midwest Region)

M12 #22	Evansville	New Orleans, La.	W	95-74
M14 #22	#8 Kentucky	New Orleans, La.	L OT	88-92

Leading Scorers

Eric Chenoweth (7-0 So. C)	13.5*
Ryan Robertson (6-5 Sr. G)	12.8*
Kenny Gregory (6-5 So. G-F)	11.3*
Jeff Boschee (6-1 Fr. G)	10.9*
Nick Bradford (6-6 Jr. F)	9.2*

1999-2000 (24-10) | Big 12 (11-5, 5th) NCAA Tournament Great Alaska Shootout Champions

KU Rnk	Opponent	Location	W/L	Score
N19 #11	Fairfield	Lawrence	W	97-71
N25 #10	Georgia	Anchorage, Alaska	W	88-78
N26 #10	Xavier	Anchorage, Alaska	W	111-70
N27 #10	Georgia Tech	Anchorage, Alaska	W	84-70
D2 #6	Pepperdine	Lawrence	W	76-61
D5 #6	Middle Tennessee St.	Murfreesboro, Tenn.	W	97-77
D7 #5	#4 Michigan State	Chicago, Ill.	L	54-66
D11 #5	Pittsburg State	Lawrence	W	96-71
D16 #8	#12 Ohio State	Lawrence	W	80-67
D18 #8	#20 Illinois	Chicago, Ill.	L	70-84
D22 #12	Princeton	Lawrence	W	82-67
D30 #10	Saint Louis	Kansas City, Mo.	W	71-60
J4 #9	Pennsylvania	Lawrence	W	105-59
J8 #9	Colorado	Boulder, Colo.	W	84-69
J12 #8	Kansas State	Lawrence	W	87-79
J15 #8	Nebraska	Lawrence	W	97-82
J17 #8	Texas A&M	College Station, Texas	W	78-57
J22 #7	Missouri	Columbia, Mo.	L	59-81
J24 #7	Colorado	Lawrence	W	89-74
J29 #12	Iowa State	Ames, Iowa	L	66-74
F3 #15	Iowa	Iowa City, Iowa	L	69-77
F5 #15	Texas Tech	Lawrence	W	87-62
F7 #15	#13 Oklahoma State	Stillwater, Okla.	L	53-86
F12 #20	Kansas State	Manhattan, Kan.	W	94-65
F16 #24	#14 Iowa State	Lawrence	L	62-64
F20 #24	#20 Oklahoma	Lawrence	W	53-50
F23 #23	Nebraska	Lincoln, Neb.	W	83-58
F26 #23	Baylor	Lawrence	W	80-70
F28 #23	#14 Texas	Austin, Texas	L	54-68
M5 #23	Missouri	Lawrence	W	83-82

Big 12 Conference Championship

M9 #24	Kansas State	Kansas City, Mo.	W	84-60
M10 #24	#17 Oklahoma State	Kansas City, Mo.	L	58-77

NCAA Tournament (East Region)

M17 -	DePaul	Winston-Salem, N.C.	W OT	81-77
M19 -	#1 Duke	Winston-Salem, N.C.	L	64-69

Leading Scorers

Kenny Gregory (6-5 Jr. G-F)	12.8*
Drew Gooden (6-9 Fr. F)	10.6
Nick Collison (6-9 Fr. F)	10.5*
Jeff Boschee (6-1 So. G)	10.0*
Luke Axtell (6-10 Jr. G-F)	8.7

2020-21 KANSAS BASKETBALL YEAR-BY-YEAR RESULTS

2000-01 (26-7) | Big 12 (12-4, T-2nd) NCAA Tournament

Coaches vs. Cancer Classic Champions Ranked #12 (AP), #7 (Coaches)

KU Rnk	Opponent	Location	W/L	Score
N9	#7 UCLA	New York, N.Y.	W	99-89
N10	#7 Saint John's	New York, N.Y.	W	82-74
N17	#4 North Dakota	Lawrence	W	92-61
N20	#4 Boise State	Lawrence	W	101-61
N25	#3 Washburn	Lawrence	W	99-56
N27	#3 Middle Tennessee	Lawrence	W	92-66
N30	#2 Illinois State	Lawrence	W	80-61
D7	#3 #11 Wake Forest	Winston-Salem, N.C.	L	53-84
D12	#10 DePaul	Chicago, Ill.	W	75-69
D16	#10 Tulsa	Lawrence	W	92-69
D23	#9 Ohio State	Columbus, Ohio	W	69-68
D30	#7 Missouri State	Kansas City, Mo.	W	77-43
J6	#7 Texas Tech	Lubbock, Texas	W	94-82
J13	#5 #22 Oklahoma	Norman, Okla.	W	69-61
J17	#5 Nebraska	Lawrence	W	84-62
J20	#5 Texas A&M	Lawrence	W	100-70
J22	#5 Colorado	Boulder, Colo.	W	85-75
J27	#4 Kansas State	Lawrence	W	92-66
J29	#4 Missouri	Columbia, Mo.	L	66-75
F3	#3 Texas	Lawrence	W	82-66
F5	#3 #15 Iowa State	Lawrence	L	77-79
F10	#5 Oklahoma State	Lawrence	W	77-61
F12	#5 Baylor	Waco, Texas	L	77-85
F17	#6 #7 Iowa State	Ames, Iowa	L	71-79
F21	#11 Colorado	Lawrence	W	91-79
F25	#11 Nebraska	Lincoln, Neb.	W	78-74
F28	#10 Kansas State	Manhattan, Kan.	W	77-65
M4	#10 Missouri	Lawrence	W	75-59

Big 12 Conference Championship

M9	#9 Kansas State	Kansas City, Mo.	W	94-63
M10	#9 #16 Oklahoma	Kansas City, Mo.	L	57-62

NCAA Tournament (Midwest Region)

M16	#12 Cal-State Northridge	Dayton, Ohio	W	99-75
M18	#12 #17 Syracuse	Dayton, Ohio	W	87-58
M23	#12 #4 Illinois	San Antonio, Texas	L	64-80

Leading Scorers

Drew Gooden (6-10 So. F.)	15.8*
Kenny Gregory (6-5 Sr. G-F)	15.6*
Nick Collison (6-9 So. F.)	14.0*
Kirk Hinrich (6-3 So. G)	11.5*
Jeff Boschee (6-1 Jr. G)	11.1

2001-02 (33-4) | Big 12 (16-0, 1st) NCAA Tournament | Final Four Ranked #2 (AP), #2 (Coaches)

KU Rnk	Opponent	Location	W/L	Score
N19	#7 Ball State	Lahaina, Hawai'i	L	91-93
N20	#4 Houston	Lahaina, Hawai'i	W	95-78
N21	#4 Seton Hall	Lahaina, Hawai'i	W	80-62
N28	#8 Pittsburg State	Lawrence	W	105-62
D1	#8 #4 Arizona	Tucson, Ariz.	W	105-97
D4	#4 #23 Wake Forest	Lawrence	W	83-76
D8	#4 UMKC	Lawrence	W	79-68
D12	#4 Princeton	Princeton, N.J.	W	78-62



2001-02 FINAL FOUR

33-4 | Big 12 CHAMPIONS | NCAA MIDWEST REGION CHAMPIONS

Front row (left to right): Jonas Sahratian (strength coach), C.B. McGrath (admin. assistant), Ben Miller (assistant coach), Neil Dougherty (assistant coach), Kirk Hinrich, Drew Gooden, Jeff Carey, Jeff Boschee, Nick Collison, Roy Williams (head coach), Joe Holladay (assistant coach), Jerod Haase (admin. assistant), Mark Cairns (trainer). Back row (left to right): Justin Bauman (manager), Shannon O'Connor (manager), Jeff Hackel (manager), Lewis Harrison, Aaron Miles, Keith Langford, Bryant Nash, Wayne Simien, Todd Kappelmann, Chris Zerbe, Michael Lee, Brett Ballard, Jeff Hawkins, Steven Davis (manager), Jill Ewert (manager), Jessica Johansen (manager).



2002-03 FINAL FOUR

30-8 | BIG 12 CHAMPIONS | NCAA WEST REGION CHAMPIONS

Front row (left to right): Jerod Haase (admin. assistant), Steve Robinson (assistant coach), Joe Holladay (assistant coach), Roy Williams (head coach), Aaron Miles, Jeff Graves, Nick Collison, Kirk Hinrich, Bryant Nash, Michael Lee, Ben Miller (assistant coach), C.B. McGrath (admin. assistant), Jonas Sahratian (strength coach), Mark Cairns (trainer). Back row (left to right): Justin Bauman (manager), Shannon O'Connor (manager), Brad Hopkins (manager), Jeff Hawkins, Christian Moody, Wayne Simien, Moulaye Niang, Brett Olson, Keith Langford, Stephen Vinson, Steven Davis (manager), Jessica Johansen (manager), Tegan Thornberry (manager).

D15	#4 South Carolina State	Lawrence	W	106-73
D22	#3 North Dakota	Grand Forks, N.D.	W	108-77
D29	#2 Tulsa	Kansas City, Mo.	W	93-85
J2	#2 Valparaiso	Lawrence	W	81-73
J5	#2 Colorado	Boulder, Colo.	W	97-85
J9	#1 Nebraska	Lawrence	W	96-57
J12	#1 #11 UCLA	Los Angeles, Calif.	L	77-87
J15	#4 #6 Oklahoma State	Stillwater, Okla.	W	79-61
J19	#4 #5 Oklahoma	Lawrence	W	74-67
J23	#2 Iowa State	Ames, Iowa	W	88-81
J26	#2 Texas A&M	College Station, Texas	W	86-74
J28	#2 #18 Missouri	Lawrence	W	105-73
F2	#2 Colorado	Lawrence	W	100-73
F4	#2 Kansas State	Manhattan, Kan.	W	98-71
F9	#2 #24 Texas Tech	Lawrence	W	108-81
F11	#2 Texas	Austin, Texas	W	OT 110-103
F16	#2 Baylor	Lawrence	W	87-72
F18	#2 Iowa State	Lawrence	W	102-66
F24	#1 Nebraska	Lincoln, Neb.	W	88-87
F27	#1 Kansas State	Lawrence	W	103-68
M3	#1 Missouri	Columbia, Mo.	W	95-92

Big 12 Conference Championship

M8	#1 Colorado	Kansas City, Mo.	W	102-73
M9	#1 Texas Tech	Kansas City, Mo.	W	90-50
M10	#1 #4 Oklahoma	Kansas City, Mo.	L	55-64

NCAA Tournament (Midwest Region)

M14	#2 Holy Cross	St. Louis, Mo.	W	70-59
M16	#2 #24 Stanford	St. Louis, Mo.	W	86-63
M22	#2 #13 Illinois	Madison, Wis.	W	73-69
M24	#2 #11 Oregon	Madison, Wis.	W	104-86

NCAA Tournament (Final Four)

M30	#2 #4 Maryland	Atlanta, Ga.	L	88-97
-----	----------------	--------------	---	-------

Leading Scorers

Drew Gooden (6-10 Jr. F)	19.8*
Nick Collison (6-9 Jr. F)	15.6*
Kirk Hinrich (6-3 Jr. G)	14.8*
Jeff Boschee (6-1 Sr. G)	13.4*
Wayne Simien (6-8 Fr. F)	8.1

2002-03 (30-8) | Big 12 (14-2, 1st) NCAA Tournament | Final Four (Runner-Up) Ranked #6 (AP), #2 (Coaches)

KU Rnk	Opponent	Location	W/L	Score
N19	#2 Holy Cross	Lawrence	W	81-57
N22	#2 UNC Greensboro	Lawrence	W	105-66
N27	#2 North Carolina	New York, N.Y.	L	56-67
N29	#2 #7 Florida	New York, N.Y.	L	73-83
D4	#14 Central Mo. State	Lawrence	W	97-70
D7	#14 #7 Oregon	Portland, Ore.	L	78-84
D11	#20 #17 Tulsa	Tulsa, Okla.	W	89-80
D14	#20 Emporia State	Lawrence	W	113-61
D21	#19 UCLA	Lawrence	W	87-70
D28	#19 California	Oakland, Calif.	W	80-67
J2	#18 UNC Asheville	Lawrence	W	102-50
J4	#18 UMKC	Kansas City, Mo.	W	100-46
J6	#18 Iowa State	Ames, Iowa	W	83-54
J11	#14 Nebraska	Lawrence	W	92-59
J15	#12 Wyoming	Lawrence	W	98-70
J18	#12 Kansas State	Lawrence	W	81-64
J22	#6 Colorado	Boulder, Colo.	L	59-60
J25	#6 #1 Arizona	Lawrence	L	74-91
J27	#6 #4 Texas	Lawrence	W	90-87
F1	#12 Nebraska	Lincoln, Neb.	W	81-51
F3	#12 #25 Missouri	Lawrence	W	76-70
F8	#12 Kansas State	Manhattan, Kan.	W	82-64
F11	#9 Baylor	Waco, Texas	W	79-58
F16	#9 Iowa State	Lawrence	W	70-51
F19	#6 Colorado	Lawrence	W	94-87
F23	#6 #5 Oklahoma	Norman, Okla.	L	70-77
F26	#7 Texas A&M	Lawrence	W	85-45
M1	#7 #16 Oklahoma State	Lawrence	W	79-61
M3	#7 Texas Tech	Lubbock, Texas	W	65-56
M9	#6 Missouri	Columbia, Mo.	W	79-74

Big 12 Conference Championship

M14	#4 Iowa State	Dallas, Texas	W	89-74
M15	#4 Missouri	Dallas, Texas	L	63-68

NCAA Tournament (West Region)

M20	#6 Utah State	Oklahoma City, Okla.	W	64-61
M22	#6 Arizona State	Oklahoma City, Okla.	W	108-76
M27	#6 #7 Duke	Anaheim, Calif.	W	69-65
M29	#6 #2 Arizona	Anaheim, Calif.	W	78-75

NCAA Tournament (Final Four)

A5	#6 #9 Marquette	New Orleans, La.	W	94-61
A7	#6 #13 Syracuse	New Orleans, La.	L	78-81

Leading Scorers

Nick Collison (6-9 Sr. F)	18.5*
Kirk Hinrich (6-3 Sr. G)	17.3*
Keith Langford (6-4 So. G)	15.9*
Wayne Simien (6-9 So. F)	14.8
Aaron Miles (6-1 So. G)	8.9*

2003-04 (24-9) | Big 12 (12-4, T-2nd)

2020-21 KANSAS BASKETBALL YEAR-BY-YEAR RESULTS

BILL SELF

17 SEASONS,
2003-PRESENT
501-109, 821



NCAA Tournament | Elite Eight Ranked #16 (AP), #9 (Coaches)

KU Rnk	Opponent	Location	W/L	Score
N21 #6	UT Chattanooga	Lawrence	W	90-76
N25 #6	#3 Michigan State	Lawrence	W	81-74
D1 #6	TCU	Ft. Worth, Texas	W	85-66
D6 #1	#21 Stanford	Anaheim, Calif.	L	58-64
D10 #5	Fort Hays State	Lawrence	W	80-40
D13 #5	Oregon	Kansas City, Mo.	W	77-67
D20 #6	UC Santa Barbara	Reno, Nev.	W	72-52
D21 #6	Nevada	Reno, Nev.	L	61-75
D29 #12	Binghamton	Lawrence, Kan.	W	78-46
J2 #13	Villanova	Lawrence, Kan.	W	86-79
J5 #13	Colorado	Boulder, Colo.	W	77-62
J14 #14	Kansas State	Lawrence	W	73-67
J17 #14	Texas A&M	College Station, Texas	W	71-65
J22 #12	Richmond	Lawrence	L	68-69
J25 #12	Colorado	Lawrence	W	78-57
J28 #15	Kansas State	Manhattan, Kan.	W	78-70
J31 #15	Iowa State	Ames, Iowa	L	61-68
F2 #15	Missouri	Lawrence	W	65-56
F7 #20	#19 Texas Tech	Lawrence	W	96-77
F9 #20	#13 Oklahoma State	Stillwater, Okla.	L	60-80
F15 #21	Nebraska	Lincoln, Neb.	L	55-74
F18 #21	Baylor	Lawrence	W	74-54
F21 #21	Iowa State	Lawrence	W OT	90-89
F23 #21	#10 Texas	Austin, Texas	L	67-82
F29 #20	Oklahoma	Lawrence	W	79-58
M3 #21	Nebraska	Lawrence	W	78-67
M7 #21	Missouri	Columbia, Mo.	W	84-82

Big 12 Conference Championship

M12 #18	Missouri	Dallas, Texas	W	94-69
M13 #18	#11 Texas	Dallas, Texas	L	60-64

NCAA Tournament (St. Louis Region)

M19 #16	Illinois-Chicago	Kansas City, Mo.	W	78-53
M21 #16	Pacific	Kansas City, Mo.	W	78-63
M26 #16	UAB	St. Louis, Mo.	W	100-74
M28 #16	#14 Georgia Tech	St. Louis, Mo.	L OT	71-79

Leading Scorers

Wayne Simien (6-9 Jr. F)	17.8*
Keith Langford (6-4 Jr. G)	15.5*
J.R. Giddens (6-5 Fr. G)	11.3*
Aaron Miles (6-1 Jr. G)	9.1*
David Padgett (6-11 Fr. C)	6.5*

2004-05 (23-7) | Big 12 (12-4, T-1st)

NCAA Tournament Ranked #12 (AP), #15 (Coaches)

KU Rnk	Opponent	Location	W/L	Score
N19 #1	Vermont	Lawrence	W	68-61
N23 #2	St. Joseph's	Lawrence	W	91-51
N29 #2	Nevada	Lawrence	W	85-52
D4 #2	Pacific	Lawrence	W	81-70
D9 #2	TCU	Lawrence	W	93-74
D11 #2	UL-Lafayette	Lawrence	W	96-51
D18 #2	South Carolina	Lawrence	W	64-60
D22 #2	Wisc.-Milwaukee	Kansas City, Mo.	W	73-62
J1 #2	#9 Georgia Tech	Lawrence	W OT	70-68
J5 #2	Texas A&M	Lawrence	W	65-60
J9 #2	#8 Kentucky	Lexington, Ky.	W	65-59
J12 #2	Iowa State	Ames, Iowa	W	71-66
J15 #2	Colorado	Boulder, Colo.	W	76-61
J19 #2	Nebraska	Lawrence	W	59-57
J22 #2	Villanova	Philadelphia, Pa.	L	62-83
J25 #6	Baylor	Waco, Texas	W	86-66
J29 #6	#16 Texas	Lawrence	W	90-65
J31 #6	Missouri	Lawrence	W	73-61
F5 #3	Nebraska	Lincoln, Neb.	W	78-65
F9 #3	Kansas State	Manhattan, Kan.	W	74-65

F12 #3	Colorado	Lawrence	W	89-60
F14 #3	Texas Tech	Lubbock, Texas	L OT	79-80
F19 #2	Iowa State	Lawrence	L OT	61-63
F21 #2	#21 Oklahoma	Norman, Okla.	L	63-71
F27 #8	#4 Oklahoma State	Lawrence	W	81-79
M2 #7	Kansas State	Lawrence	W	72-65
M6 #7	Missouri	Columbia, Mo.	L	68-72

Big 12 Conference Championship

M11 #9	Kansas State	Kansas City, Mo.	W	80-67
M12 #9	#10 Oklahoma State	Kansas City, Mo.	L	75-78

NCAA Tournament

M18 #12	Bucknell	Oklahoma City, Okla.	L	63-64
---------	----------	----------------------	---	-------

Leading Scorers

Wayne Simien (6-9 Sr. F)	20.3*
Keith Langford (6-4 Sr. G)	14.4*
J.R. Giddens (6-5 So. G)	10.1*
Aaron Miles (6-1 Sr. G)	9.3*
Christian Moody (6-8 Jr. F)	5.8*

2005-06 (25-8) | Big 12 (13-3, T-1st)

NCAA Tournament

Big 12 Tournament Champions Ranked #12 (AP), #22 (Coaches)

KU Rnk	Opponent	Location	W/L	Score
N18 -	Idaho State	Lawrence	W	90-66
N21 -	#10 Arizona	Maui, Hawaii	L	49-61
N22 -	Arkansas	Maui, Hawaii	L	64-65
N23 -	Chaminade	Maui, Hawaii	W	102-54
D1 -	#20 Nevada	Lawrence	L	70-72
D3 -	Western Illinois	Lawrence	W	86-57
D6 -	Saint Joseph's	New York, N.Y.	L	67-70
D10 -	California	Kansas City, Mo.	W	69-56
D19 -	Pepperdine	Lawrence	W	63-43
D22 -	Northern Colorado	Lawrence	W	85-62
D29 -	New Orleans	Lawrence	W	73-56
J4 -	Yale	Lawrence	W	87-46
J7 -	#19 Kentucky	Lawrence	W	73-46
J11 -	Colorado	Boulder, Colo.	W	75-63
J14 -	Kansas State	Lawrence	L	55-59
J16 -	Missouri	Colombia, Mo.	L OT	86-89
J21 -	Nebraska	Lawrence	W	96-54
J25 -	Texas A&M	College Station, Texas	W	83-73
J28 -	Iowa State	Ames, Iowa	W	95-85
J30 -	Texas Tech	Lawrence	W	86-52
F5 -	#19 Oklahoma	Lawrence	W	59-58
F8 -	Nebraska	Lincoln, Neb.	W	69-48
F11 -	Iowa State	Lawrence	W	88-75
F13 -	Oklahoma State	Stillwater, Okla.	W	64-49
F18 #22	Missouri	Lawrence	W	79-46
F21 #16	Baylor	Lawrence	W	76-61
F25 #16	#7 Texas	Austin, Texas	L	55-80
M1 #18	Colorado	Lawrence	W	75-54
M4 #18	Kansas State	Manhattan, Kan.	W	66-62

Big 12 Conference Championship

M10 #17	Oklahoma State	Dallas, Texas	W	63-62
M11 #17	Nebraska	Dallas, Texas	W	79-65
M12 #17	#8 Texas	Dallas, Texas	W	80-68

NCAA Tournament (Oakland Region)

M17 #12	Bradley	Auburn Hills, Mich.	L	73-77
---------	---------	---------------------	---	-------

Leading Scorers

Brandon Rush (6-6 Fr. G)	13.5*
Mario Chalmers (6-1 Fr. G)	11.5*
Russell Robinson (6-1 So. G)	9.3*
Julian Wright (6-8 Fr. F)	8.5*
Sasha Kaun (6-11 So. C)	8.2*

2006-07 (33-5) | Big 12 (14-2, T-1st)

NCAA Tournament | Elite Eight Big 12 Tournament Champions Ranked #2 (AP), #5 (Coaches)

KU Rnk	Opponent	Location	W/L	Score
N11 #3	Northern Arizona	Lawrence	W	91-57
N15 #3	Oral Roberts	Lawrence	L	71-78
N19 #3	Towson	Lawrence	W	87-61
N21 #10	Tennessee State	Lawrence	W	89-54
N24 #10	Ball State	Las Vegas	W	64-46
N25 #10	#1 Florida	Las Vegas	W OT	82-80

N28 #5	Dartmouth	Lawrence	W	83-32
D2 #5	DePaul	Chicago, Ill.	L	57-64
D4 #5	USC	Lawrence	W	72-62
D9 #12	Toledo	Kansas City, Mo.	W	68-58
D19 #11	Winston-Salem St.	Lawrence	W	94-43
D23 #11	Boston College	Lawrence	W	84-66
D28 #9	Detroit	Lawrence	W	63-43
D30 #9	Rhode Island	Lawrence	W	80-69
J7 #9	South Carolina	Columbia, S.C.	W	70-54
J10 #6	#9 Oklahoma State	Lawrence	W	87-57
J13 #6	Iowa State	Ames, Iowa	W OT	68-64
J15 #6	Missouri	Lawrence	W	80-77
J20 #5	Texas Tech	Lubbock, Texas	L	64-69
J24 #8	Baylor	Waco, Texas	W	82-56
J27 #8	Colorado	Lawrence	W	97-74
J29 #8	Nebraska	Lincoln, Neb.	W	76-56
F3 #6	#10 Texas A&M	Lawrence	L	66-69
F7 #9	Kansas State	Lawrence	W	97-70
F10 #9	Missouri	Columbia, Mo.	W	92-74
F14 #9	Colorado	Boulder, Colo.	W	75-46
F17 #9	Nebraska	Lawrence	W	92-46
F19 #9	Kansas State	Manhattan, Kan.	W	71-62
F24 #6	Iowa State	Lawrence	W	89-52
F26 #6	Oklahoma	Norman, Okla.	W	67-65
M3 #3	#15 Texas	Lawrence	W	90-86

Big 12 Conference Championship

M9 #2	Oklahoma	Oklahoma City, Okla.	W	64-47
M10 #2	Kansas State	Oklahoma City, Okla.	W	67-61
M11 #2	#15 Texas	Oklahoma City, Okla.	W OT	88-84

NCAA Tournament (San Jose Region)

M16 #2	Niagara	Chicago, Ill.	W	107-67
M18 #2	Kentucky	Chicago, Ill.	W	88-76
M22 #2	#14 Southern Illinois	San Jose, Calif.	W	61-58
M24 #2	#7 UCLA	San Jose, Calif.	L	55-68

Leading Scorers

Brandon Rush (6-6 So. G)	13.8*
Mario Chalmers (6-1 So. G)	12.2*
Julian Wright (6-8 So. F)	12.0*
Darrell Arthur (6-9 Fr. F)	9.8
Sherron Collins (5-11 Fr. G)	9.3

2007-08 (37-3) | Big 12 (13-3, T-1st)

NCAA CHAMPIONS

Big 12 Tournament Champions Ranked #4 (AP), #1 (Coaches)

KU Rnk	Opponent	Location	W/L	Score
N9 #4	Louisiana Monroe	Lawrence	W	107-78
N11 #4	UMKC	Lawrence	W	85-62
N15 #4	Washburn	Lawrence	W	92-60
N21 #4	Northern Arizona	Lawrence	W	87-46
N25 #4	Arizona	Lawrence	W OT	76-72
N28 #4	Florida Atlantic	Lawrence	W	87-49
D2 #4	#22 USC	Los Angeles	W	59-55
D5 #3	Eastern Washington	Lawrence	W	85-47
D8 #3	DePaul	Lawrence	W	84-66
D15 #3	Ohio	Kansas City, Mo.	W	88-51
D18 #3	Georgia Tech	Atlanta, Ga.	W	71-66
D22 #3	Miami (Ohio)	Lawrence	W	78-54
D29 #3	Yale	Lawrence	W	86-53
J5 #3	Boston College	Chestnut Hill, Mass.	W	85-60
J8 #3	Loyola (Md.)	Lawrence	W	90-60
J12 #3	Nebraska	Lincoln, Neb.	W	79-58
J14 #3	Oklahoma	Lawrence	W	85-55
J19 #3	Missouri	Columbia, Mo.	W	76-70
J23 #2	Iowa State	Lawrence	W	83-59
J26 #2	Nebraska	Lawrence	W	84-49
J30 #2	#22 Kansas State	Manhattan, Kan.	L	75-84
F2 #2	Colorado	Boulder, Colo.	W	72-59
F4 #2	Missouri	Lawrence	W	90-71
F9 #4	Baylor	Lawrence	W	100-90
F11 #4	#11 Texas	Austin, Texas	L	69-72
F16 #3	Colorado	Lawrence	W	69-45
F23 #3	Oklahoma State	Stillwater, Okla.	L	60-61
F27 #4	Iowa State	Ames, Iowa	W	75-64
M1 #6	Kansas State	Lawrence	W	88-74
M3 #6	Texas Tech	Lawrence	W	109-51
M8 #5	Texas A&M	College Station, Texas	W	72-55

Big 12 Conference Championship

M14 #5	Nebraska	Kansas City, Mo.	W	64-54
--------	----------	------------------	---	-------

2020-21 KANSAS BASKETBALL YEAR-BY-YEAR RESULTS



37-3 | BIG 12 CHAMPIONS | NCAA CHAMPIONS

Front row (left to right): Sarah Beville (student trainer), Joe Balestrieri (manager), Sarah Bachand (manager), Lacie Reed (manager), Justin Pins (manager), Bethany Scothorn (manager), Mitch Runco (manager), Brendan Reilly (manager), Ryan Davis (manager). Second row: Taylor High (head manager), Billy Cowgill (head trainer), Ronnie Chalmers (dir. of operations), Joe Dooley (asst. coach), Darnell Jackson, Russell Robinson, Bill Self (head coach), Jeremy Case, Rodrick Stewart, Danny Manning (asst. coach), Kurtis Townsend (asst. coach), Brett Ballard (video coord.), Adreaa Hudry (strength coach), Michael Lee (graduate manager). Back row: Brennan Bechard, Sherron Collins, Chase Buford, Brady Morningstar, Brandon Rush, Cole Aldrich, Sasha Kaun, Darrell Arthur, Matt Kleimann, Connor Teahan, Mario Chalmers, Tyrel Reed, Brad Witherspoon.

M15	#5	Texas A&M	Kansas City, Mo.	W	77-71
M16	#5	#6 Texas	Kansas City, Mo.	W	84-74
NCAA Tournament (Midwest Region)					
M20	#4	Portland State	Omaha, Neb.	W	85-61
M22	#4	UNLV	Omaha, Neb.	W	75-56
M28	#4	Villanova	Detroit, Mich.	W	72-57
M30	#4	#23 Davidson	Detroit, Mich.	W	59-57
NCAA Tournament (Final Four)					
A5	#4	#1 North Carolina	San Antonio, Texas	W	84-66
A7	#4	#2 Memphis	San Antonio, Texas	W OT	75-68

Leading Scorers

Brandon Rush (6-6 Jr. G)	13.3*
Mario Chalmers (6-1 Jr. G)	12.8*
Darrell Arthur (6-9 So. F)	12.8*
Darnell Jackson (6-8 Sr. F)	11.2*
Sherron Collins (5-11 So. G)	9.3

2008-09 (27-8) | Big 12 (14-2, 1st) NCAA Tournament | Sweet 16 Ranked #14 (AP), #10 (Coaches)

KU Rnk	Opponent	Location	W/L	Score
N16	#24 UMKC	Lawrence	W	71-56
N18	#24 Florida Gulf Coast	Lawrence	W	85-45
N24	#22 Washington	Kansas City, Mo.	W	73-54
N25	#22 Syracuse	Kansas City, Mo.	L OT	81-89
N28	#22 Coppin State	Lawrence	W	85-53
D1	- Kent State	Lawrence	W	87-60
D3	- New Mexico State	Lawrence	W	100-79
D6	- Jackson State	Lawrence	W	86-62
D13	#25 Massachusetts	Kansas City, Mo.	L	60-61
D20	- Temple	Lawrence	W	71-59
D23	- Arizona	Tucson, Ariz.	L	67-84
D30	- Albany	Lawrence	W	79-43
J3	- #14 Tennessee	Lawrence	W	92-85
J6	- Siena	Lawrence	W	91-84
J10	- #8 Michigan State	East Lansing, Mich.	L	62-75
J13	- Kansas State	Lawrence	W	87-71
J17	- Colorado	Boulder, Colo.	W	73-56
J19	- Texas A&M	Lawrence	W	73-53
J24	- Iowa State	Ames, Iowa	W	82-67
J28	- Nebraska	Lincoln, Neb.	W	68-62
J31	- Colorado	Lawrence	W	66-61
F2	#21 Baylor	Waco, Texas	W	75-65
F7	#21 Oklahoma State	Lawrence	W	78-67
F9	#16 #17 Missouri	Columbia, Mo.	L	60-62
F14	#16 Kansas State	Manhattan, Kan.	W	85-74
F18	#15 Iowa State	Lawrence	W	72-55
F21	#15 Nebraska	Lawrence	W	70-53
F23	#15 #3 Oklahoma	Norman, Okla.	W	87-78
M1	#15 #11 Missouri	Lawrence	W	90-65
M4	#9 Texas Tech	Lubbock, Texas	L	65-84
M7	#9 Texas	Lawrence	W	83-73
Big 12 Conference Championship				
M12	#11 Baylor	Oklahoma City, Okla.	L	64-71

NCAA Tournament (Midwest Region)					
M20	#14	North Dakota State	Minneapolis, Minn.	W	84-74
M22	#14	Dayton	Minneapolis, Minn.	W	60-43
M27	#14	#8 Michigan State	Indianapolis, Ind.	L	62-67

Leading Scorers

Sherron Collins (5-11 Jr. G)	18.9*
Cole Aldrich (6-11 So. C)	14.9*
Tyshawn Taylor (6-3 Fr. G)	9.7*
Marcus Morris (6-8 Fr. F)	7.4*
Brady Morningstar (6-3 So. G)	6.5*

2009-10 (33-3) | Big 12 (15-1, 1st) NCAA Tournament Big 12 Tournament Champions Ranked #1 (AP), #6 (Coaches)

KU Rnk	Opponent	Location	W/L	Score
N13	#1 Hofstra	Lawrence	W	101-65
N17	#1 Memphis	St. Louis, Mo.	W	57-55
N19	#1 Central Arkansas	Lawrence	W	94-44
N25	#1 Oakland	Lawrence	W	89-59
N27	#1 Tennessee Tech	Lawrence	W	112-75
D2	#1 Alcorn State	Lawrence	W	98-31
D6	#1 UCLA	Los Angeles, Calif.	W	73-61
D9	#1 Radford	Lawrence	W	99-64
D12	#1 La Salle	Kansas City, Mo.	W	90-65
D19	#1 Michigan	Lawrence	W	75-64
D22	#1 California	Lawrence	W	84-69
D29	#1 Belmont	Lawrence	W	81-51
J2	#1 #18 Temple	Philadelphia, Pa.	W	84-52
J6	#1 Cornell	Lawrence	W	71-66
J10	#1 #16 Tennessee	Knoxville, Tenn.	L	68-76
J13	#3 Nebraska	Lincoln, Neb.	W	84-72
J16	#3 Texas Tech	Lawrence	W	89-63
J20	#3 #25 Baylor	Lawrence	W	81-75
J23	#3 Iowa State	Ames, Iowa	W	84-61
J25	#2 Missouri	Lawrence	W	84-65
J30	#2 #11 Kansas State	Manhattan, Kan.	W OT	81-79
F3	#1 Colorado	Boulder, Colo.	W OT	72-66
F6	#1 Nebraska	Lawrence	W	75-64
F8	#1 #14 Texas	Austin, Texas	W	80-68
F13	#1 Iowa State	Lawrence	W	73-69
F15	#1 #24 Texas A&M	College Station, Texas	W	59-54
F20	#1 Colorado	Lawrence	W	94-74
F22	#1 Oklahoma	Lawrence	W	81-68
F27	#1 Oklahoma State	Stillwater, Okla.	L	77-85
M3	#2 #5 Kansas State	Lawrence	W	82-65
M6	#2 Missouri	Columbia, Mo.	W	77-56
Big 12 Conference Championship				
M11	#1 Texas Tech	Kansas City, Mo.	W	80-68
M12	#1 #23 Texas A&M	Kansas City, Mo.	W	79-66
M13	#1 #9 Kansas State	Kansas City, Mo.	W	72-64
NCAA Tournament (Midwest Region)				
M18	#1 Lehigh	Oklahoma City, Okla.	W	90-74

M20 #1 Northern Iowa..... Oklahoma City, Okla...L..... 67-69

Leading Scorers

Sherron Collins (5-11 Sr. G)	15.5*
Xavier Henry (6-6 Fr. G)	13.4*
Marcus Morris (6-8 So. F)	12.8*
Cole Aldrich (6-11 Jr. C)	11.3*
Tyshawn Taylor (6-3 So. G)	7.2*

2010-11 (35-3) | Big 12 (14-2, 1st) NCAA Tournament | Elite Eight Big 12 Tournament Champions Ranked #2 (AP), #2 (Coaches)

KU Rnk	Opponent	Location	W/L	Score
N12	#7 Longwood	Lawrence	W	113-75
N15	#7 Valparaiso	Lawrence	W	79-44
N19	#7 North Texas	Lawrence	W	93-60
N23	#6 Texas A&M-CC	Lawrence	W	82-41
N26	#6 Ohio	Las Vegas	W	98-41
N27	#6 Arizona	Las Vegas	W	87-79
D2	#4 UCLA	Lawrence	W	77-76
D7	#4 #13 Memphis	New York, N.Y.	W	81-68
D11	#4 Colorado State	Kansas City, Mo.	W	76-55
D18	#3 USC	Lawrence	W	70-68
D22	#3 California	Berkeley, Calif.	W	78-63
D29	#3 Texas Arlington	Lawrence	W	82-57
J2	#3 Miami (OHIO)	Lawrence	W	83-56
J5	#3 UMKC	Lawrence	W	99-52
J9	#3 Michigan	Ann Arbor, Mich.	W OT	67-60
J12	#3 Iowa State	Ames, Iowa	W	84-79
J15	#3 Nebraska	Lawrence	W	63-60
J17	#2 Baylor	Waco, Texas	W	85-65
J22	#2 #10 Texas	Lawrence	L	63-74
J25	#6 Colorado	Boulder, Colo.	W	82-78
J29	#6 Kansas State	Lawrence	W	90-66
F1	#2 Texas Tech	Lubbock, Texas	W	88-66
F5	#2 Nebraska	Lincoln, Neb.	W	86-66
F7	#2 #19 Missouri	Lawrence	W	103-86
F12	#2 Iowa State	Lawrence	W	89-66
F14	#1 Kansas State	Manhattan, Kan.	L	68-84
F19	#1 Colorado	Lawrence	W	89-63
F21	#3 Oklahoma State	Lawrence	W	92-65
F26	#3 Oklahoma	Norman, Okla.	W	82-70
M2	#2 #24 Texas A&M	Lawrence	W	64-51
M5	#2 #22 Missouri	Columbia, Mo.	W	70-66
Big 12 Conference Championship				
M10	#2 Oklahoma State	Kansas City, Mo.	W	63-62
M11	#2 Colorado	Kansas City, Mo.	W	90-83
M12	#2 #10 Texas	Kansas City, Mo.	W	85-73
NCAA Tournament (Southwest Region)				
M18	#2 Boston University	Tulsa, Okla.	W	72-53
M20	#2 Illinois	Tulsa, Okla.	W	73-59
M25	#2 Richmond	San Antonio, Texas	W	77-57
M27	#2 VCU	San Antonio, Texas	L	61-71

Leading Scorers

Marcus Morris (6-9 Jr. F)	17.2*
Markieff Morris (6-10 Jr. F)	13.6*
Tyrel Reed (6-3 Sr. G)	9.7*
Tyshawn Taylor (6-3 Jr. G)	9.3*
Brady Morningstar (6-3 Sr. G)	7.1*

2011-12 (32-7) | Big 12 (16-2, 1st) NCAA Tournament | Final Four (Runner-Up) Ranked #6 (AP), #2 (Coaches)

KU Rnk	Opponent	Location	W/L	Score
N11	#13 Towson	Lawrence	W	100-54
N15	#2 Kentucky	New York, N.Y.	L	65-75
N21	#14 Georgetown	Mauai, Hawaii	W	67-63
N22	#14 UCLA	Mauai, Hawaii	W	72-56
N23	#14 #6 Duke	Mauai, Hawaii	L	61-68
N30	#15 Florida Atlantic	Lawrence	W	77-54
D3	#15 South Florida	Lawrence	W	70-42
D6	#13 Long Beach State	Lawrence	W	88-80
D10	#13 #2 Ohio State	Lawrence	W	78-67
D19	#12 Davidson	Kansas City, Mo.	L	74-80
D22	#12 USC	Los Angeles, Calif.	W	63-47

2020-21 KANSAS BASKETBALL YEAR-BY-YEAR RESULTS



2011-12 FINAL FOUR

32-7 | BIG 12 CHAMPIONS | NCAA MIDWEST REGION CHAMPIONS

Back Row (L to R): Head Student Manager James Cox, Niko Roberts, Elijah Johnson, Merv Lindsay, Jamari Traylor, Thomas Robinson, Jeff Withey, Justin Wesley, Kevin Young, Ben McLemore, Christian Garrett, Naadir Tharpe and Video Coordinator Jeff Forbes. Front Row (L to R): Assistant Director of Men's Basketball Operations Brennan Bechard, Associate Director for Sports Medicine Bill Cowgill, Director of Men's Basketball Operations Barry Hinson, Assistant Coach Kurtis Townsend, Travis Releford, Tyshawn Taylor, Head Coach Bill Self, Conner Teahan, Jordan Juenemann, Assistant Coach Joe Dooley, Assistant Coach Danny Manning and Assistant Athletics Director for Sports Performance Andrea Hudy.

D29	#17	Howard	Lawrence	W	89-34
D31	#17	North Dakota	Lawrence	W	84-58
J4	#14	#23 Kansas State	Lawrence	W	67-49
J7	#14	Oklahoma	Norman, Okla.	W	72-61
J11	#10	Texas Tech	Lubbock, Texas	W	81-46
J14	#10	Iowa State	Lawrence	W	82-73
J16	#7	#3 Baylor	Lawrence	W	92-74
J21	#7	Texas	Austin, Texas	W	69-66
J23	#5	Texas A&M	Lawrence	W	64-54
J28	#5	Iowa State	Ames, Iowa	L	74-92
F1	#8	Oklahoma	Lawrence	W	84-62
F4	#8	#4 Missouri	Columbia, Mo.	L	71-74
F8	#7	#6 Baylor	Waco, Texas	W	68-54
F11	#7	Oklahoma State	Lawrence	W	81-66
F13	#4	Kansas State	Manhattan, Kan.	W	59-53
F18	#4	Texas Tech	Lawrence	W	83-50
F22	#4	Texas A&M	College Station, Texas	W	66-58
F25	#4	#3 Missouri	Lawrence	W OT	87-86
F27	#3	Oklahoma State	Stillwater, Okla.	W	70-58
M3	#3	Texas	Lawrence	W	73-63

Big 12 Conference Championship

M8	#3	Texas A&M	Kansas City, Mo.	W	83-66
M9	#3	#12 Baylor	Kansas City, Mo.	L	72-81

NCAA Tournament (Midwest Region)

M16	#6	Detroit	Omaha, Neb.	W	65-50
M18	#6	Purdue	Omaha, Neb.	W	63-60
M23	#6	North Carolina State	St. Louis, Mo.	W	60-57
M25	#6	#4 North Carolina	St. Louis, Mo.	W	80-67

NCAA Tournament (Final Four)

M31	#6	#7 Ohio State	New Orleans, La.	W	64-62
A2	#6	#1 Kentucky	New Orleans, La.	L	59-67

Leading Scorers

Thomas Robinson (6-10 Jr. F)	17.7*
Tyshawn Taylor (6-3 Sr. G)	16.6*
Elijah Johnson (6-4 Jr. G)	10.2*
Jeff Withey (7-0 Jr. C)	9.0*
Travis Releford (6-6 Jr. G)	8.5*

2012-13 (31-6) | Big 12 (14-4, T-1st)

NCAA Tournament | Sweet 16 Ranked #3 (AP), #8 (Coaches)

KU Rnk	Opponent	Location	W/L	Score	
N9	#7	SE Missouri St.	Lawrence	W	74-55
N13	#7	#21 Michigan State	Atlanta, Ga.	L	64-67
N15	#7	Chattanooga	Lawrence	W	69-55
N19	#12	Washington State	Kansas City, Mo.	W	78-41
N20	#12	Saint Louis	Kansas City, Mo.	W	73-59
N26	#10	San Jose State	Lawrence	W	70-57
N30	#10	Oregon State	Kansas City, Mo.	W	84-78
D8	#9	Colorado	Lawrence	W	90-54
D15	#9	Belmont	Lawrence	W	89-60
D18	#9	Richmond	Lawrence	W	87-59
D22	#9	#7 Ohio State	Columbus, Ohio	W	74-66
D29	#6	American	Lawrence	W	89-57
J6	#6	Temple	Lawrence	W	69-62
J9	#6	Iowa State	Lawrence	W OT	97-89
J12	#6	Texas Tech	Lubbock, Texas	W	60-46
J14	#4	Baylor	Lawrence	W	61-44
J19	#4	Texas	Austin, Texas	W	64-59

J22	#3	#11 Kansas State	Manhattan, Kan.	W	59-55
J26	#3	Oklahoma	Lawrence	W	67-54
J28	#2	West Virginia	Morgantown, W. Va.	W	61-56
F2	#2	Oklahoma State	Lawrence	L	80-85
F6	#5	TCU	Forth Worth, Texas	L	55-62
F9	#5	Oklahoma	Norman, Okla.	L	66-72
F11	#14	#10 Kansas State	Lawrence	W	83-62
F16	#14	Texas	Lawrence	W	73-47
F20	#9	#14 Oklahoma State	Stillwater, Okla.	W 2OT	68-67
F23	#9	TCU	Lawrence	W	74-48
F25	#6	Iowa State	Ames, Iowa	W OT	108-96
M2	#6	West Virginia	Lawrence	W	91-65
M4	#4	Texas Tech	Lawrence	W	79-42
M9	#4	Baylor	Waco, Texas	L	58-81

Big 12 Conference Championship

M14	#7	Texas Tech	Kansas City, Mo.	W	91-63
M15	#7	Iowa State	Kansas City, Mo.	W	88-73
M16	#7	#11 Kansas State	Kansas City, Mo.	W	70-54

NCAA Tournament (South Region)

M22	#3	Western Kentucky	Kansas City, Mo.	W	64-57
M24	#3	North Carolina	Kansas City, Mo.	W	70-58
M29	#3	#10 Michigan	Arlington, Texas	L OT	85-87

Leading Scorers

Ben McLemore (6-5 Fr. G)	15.9*
Jeff Withey (7-0 Sr. C)	13.7*
Travis Releford (6-6 Sr. G)	11.9*
Elijah Johnson (6-4 Sr. G)	9.9*
Kevin Young (6-8 Sr. F)	7.8*

2013-14 (25-10) | Big 12 (14-4, 1st)

NCAA Tournament

Ranked #10 (AP), #14 (Coaches)

KU Rnk	Opponent	Location	W/L	Score	
N8	#5	Louisiana (Monroe)	Lawrence	W	80-63
N12	#5	#4 Duke	Chicago	W	94-83
N19	#2	Iona	Lawrence	W	86-66
N22	#2	Towson	Lawrence	W	88-58
N28	#2	Wake Forest	Paradise Island, Bahamas	W	87-78
N29	#2	Villanova	Paradise Island, Bahamas	L	59-63
N30	#2	UTEP	Paradise Island, Bahamas	W	67-63
D7	#6	Colorado	Boulder, Colo.	L	72-75
D10	#13	#19 Florida	Gainesville, Fla.	L	61-67
D14	#13	New Mexico	Kansas City, Mo.	W	80-63
D21	#18	Georgetown	Lawrence	W	86-64
D30	#16	Toledo	Lawrence	W	93-83
J5	#16	#21 San Diego State	Lawrence	L	57-61
J8	#18	Oklahoma	Norman, Okla.	W	90-83
J11	#18	#25 Kansas State	Lawrence	W	86-60
J13	#15	#8 Iowa State	Ames, Iowa	W	77-70
J18	#15	#9 Oklahoma State	Lawrence	W	80-78
J20	#8	#24 Baylor	Lawrence	W	78-68
J25	#8	TCU	Fort Worth, Texas	W	91-69
J29	#6	#16 Iowa State	Lawrence	W	92-81
F1	#6	#25 Texas	Austin, Texas	L	69-81
F4	#8	Baylor	Waco, Texas	W	69-52
F8	#8	West Virginia	Lawrence	W	83-69
F10	#7	Kansas State	Manhattan, Kan.	L OT	82-85
F15	#7	TCU	Lawrence	W	95-65
F18	#8	Texas Tech	Lubbock, Texas	W	64-63

F22	#8	Texas	Lawrence	W	85-54
F24	#5	Oklahoma	Lawrence	W	83-75
M1	#5	Oklahoma State	Stillwater, Okla.	L	65-72
M5	#8	Texas Tech	Lawrence	W	82-57
M8	#8	West Virginia	Morgantown, W. Va.	L	86-92

Big 12 Conference Championship

M13	#10	Oklahoma State	Kansas City, Mo.	W OT	77-70
M14	#10	Iowa State	Kansas City, Mo.	L	83-94

NCAA Tournament (South Region)

M21	#10	Eastern Kentucky	Saint Louis, Mo.	W	80-69
M23	#10	Stanford	Saint Louis, Mo.	L	57-60

Leading Scorers

Andrew Wiggins (6-8 Fr. G)	17.1*
Perry Ellis (6-8 So. F)	13.5*
Joel Embiid (7-0 Fr. C)	11.2*
Wayne Selden Jr. (6-5 Fr. G)	9.7*
Naadir Tharpe (5-11 Jr. G)	8.5*

2014-15 (27-9) | Big 12 (13-5, 1st)

NCAA Tournament

Ranked #10 (AP), #17 (Coaches)

KU Rnk	Opponent	Location	W/L	Score	
N14	#5	UC Santa Barbara	Lawrence	W	69-59
N18	#5	#1 Kentucky	Indianapolis	L	40-72
N24	#11	Rider	Lawrence	W	87-60
N27	#11	Rhode Island	Orlando, Fla.	W	76-60
N28	#11	Tennessee	Orlando, Fla.	W	82-67
N30	#11	#20 Michigan State	Orlando, Fla.	W	61-56
D5	#11	Florida	Lawrence	W	71-65
D10	#10	Georgetown	Washington, D.C.	W	75-70
D13	#10	#13 Utah	Kansas City, Mo.	W	63-60
D20	#10	Lafayette	Lawrence	W	96-69
D22	#10	Temple	Philadelphia	L	52-77
D30	#13	Kent State	Lawrence	W	78-62
J4	#13	UNLV	Lawrence	W	76-61
J7	#12	#21 Baylor	Waco, Texas	W	56-55
J10	#12	Texas Tech	Lawrence	W	86-54
J13	#9	#24 Oklahoma State	Lawrence	W	67-57
J17	#9	#11 Iowa State	Ames, Iowa	L	81-86
J19	#11	#19 Oklahoma	Lawrence	W	85-78
J24	#11	#17 Texas	Austin, Texas	W	75-62
J28	#9	TCU	Fort Worth, Texas	W	64-61
J31	#9	Kansas State	Lawrence	W	68-57
F2	#8	#11 Iowa State	Lawrence	W	89-76
F7	#8	Oklahoma State	Stillwater, Okla.	L	62-67
F10	#8	Texas Tech	Lubbock, Texas	W	73-51
F14	#8	#16 Baylor	Lawrence	W	74-64
F16	#8	#23 West Virginia	Morgantown, W. Va.	L	61-62
F21	#8	TCU	Lawrence	W	81-72
F23	#8	Kansas State	Manhattan, Kan.	L	63-70
F28	#8	Texas	Lawrence	W	69-64
M3	#9	#20 West Virginia	Lawrence	W OT	76-69
M7	#9	#15 Oklahoma	Norman, Okla.	L	73-75

Big 12 Conference Championship

M12	#9	TCU	Kansas City, Mo.	W	64-59
M13	#9	#16 Baylor	Kansas City, Mo.	W	62-52
M14	#9	#13 Iowa State	Kansas City, Mo.	L	66-70

NCAA Tournament (Midwest Region)

M20	#10	New Mexico State	Omaha, Neb.	W	75-56
M22	#10	#14 Wichita State	Omaha, Neb.	L	65-78

Leading Scorers

Perry Ellis (6-8 Jr. F)	13.8*
Frank Mason III (5-11 So. G)	12.6*
Wayne Selden Jr. (6-5 So. G)	9.4*
Kelly Oubre Jr. (6-7 Fr. G)	9.3*
Cliff Alexander (6-8 Fr. F)	7.1

2015-16 (33-5) | Big 12 (15-3, 1st)

NCAA Tournament | Elite Eight Ranked #1 (AP), #3 (Coaches)

KU Rnk	Opponent	Location	W/L	Score	
N13	#4	Northern Colorado	Lawrence	W	109-72
N17	#4	#13 Michigan State	Chicago, Ill.	L	73-79
N23	#5	Chaminade	Mauai, Hawai'i	W	123-72
N24	#5	UCLA	Mauai, Hawai'i	W	92-73
N25	#5	#19 Vanderbilt	Mauai, Hawai'i	W	70-63
D1	#4	Loyola (Md.)	Lawrence	W	94-16
D5	#4	Harvard	Lawrence	W	75-69

2020-21 KANSAS BASKETBALL YEAR-BY-YEAR RESULTS

D9	#2	Holy Cross	Lawrence	W	92-59
D12	#2	Oregon State	Kansas City, Mo	W	82-67
D19	#2	Montana	Lawrence, Kan.	W	88-46
D22	#2	San Diego State	San Diego, Calif.	W	70-57
D29	#2	UC Irvine	Lawrence	W	78-53
J2	#2	#23 Baylor	Lawrence	W	102-74
J4	#1	#2 Oklahoma	Lawrence	W 3OT	109-106
J9	#1	Texas Tech	Lubbock, Texas	W	69-59
J12	#1	#11 West Virginia	Morgantown, W.Va.	L	63-74
J16	#1	TCU	Lawrence	W	70-63
J19	#3	Oklahoma State	Stillwater, Okla.	L	67-86
J23	#3	Texas	Lawrence	W	76-67
J25	#4	#14 Iowa State	Ames, Iowa	L	72-85
J30	#4	#20 Kentucky	Lawrence	W OT	90-84
F3	#7	Kansas State	Lawrence	W	77-59
F6	#7	TCU	Fort Worth, Texas	W	75-56
F9	#6	#10 West Virginia	Lawrence	W	75-65
F13	#6	#3 Oklahoma	Norman, Okla.	W	76-72
F15	#2	Oklahoma State	Lawrence	W	94-67
F20	#2	Kansas State	Manhattan, Kan.	W	72-63
F23	#2	#19 Baylor	Waco, Texas	W	66-60
F27	#2	Texas Tech	Lawrence	W	67-58
F29	#1	#23 Texas	Austin, Texas	W	86-56
M5	#1	#21 Iowa State	Lawrence	W	85-78

Big 12 Conference Championship

M10	#1	Kansas State	Kansas City, Mo.	W	85-63
M11	#1	#15 Baylor	Kansas City, Mo.	W	70-66
M12	#1	#9 West Virginia	Kansas City, Mo.	W	81-71

NCAA Tournament (South Region)

M17	#1	Austin Peay	Des Moines, Iowa	W	105-79
M19	#1	Connecticut	Des Moines, Iowa	W	73-61
M24	#1	#18 Maryland	Louisville, Ky.	W	79-63
M26	#1	#6 Villanova	Louisville, Ky.	L	59-64

Leading Scorers

Perry Ellis (6-8 Sr. F)	16.9*
Wayne Selden Jr. (6-5 Jr. G)	13.8*
Frank Mason III (5-11 Jr. G)	12.9*
Devonte' Graham (6-2 So. G)	11.3*
Landen Lucas (6-10 Jr. F)	5.8*

2016-17 (31-5) | Big 12 (16-2, 1st)

**NCAA Tournament | Elite Eight
Ranked #3 (AP), #4 (Coaches)**

KU Rnk	Opponent	Location	W/L	Score
N11	#3	#11 Indiana	Honolulu, Hawaii	L OT 99-103
N15	#7	#1 Duke	New York, N.Y.	W 77-75
N18	#7	Siena	Lawrence	W 86-65
N21	#5	UAB	Kansas City, Mo.	W 83-63
N22	#5	Georgia	Kansas City, Mo.	W 65-54
N25	#5	UNC Asheville	Lawrence	W 65-54
N29	#4	Long Beach State	Lawrence	W 91-61
D3	#3	Stanford	Lawrence	W 89-74
D6	#3	UMKC	Lawrence	W 105-62
D10	#3	Nebraska	Lawrence	W 89-72
D17	#3	Davidson	Kansas City, Mo.	W 89-71
D22	#3	UNLV	Las Vegas, Nev.	W 71-53
D30	#3	TCU	Fort Worth, Texas	W 86-80
J3	#3	Kansas State	Lawrence	W 90-88
J7	#3	Texas Tech	Lawrence	W 85-68
J10	#2	Oklahoma	Norman, Okla.	W 81-70
J14	#2	Oklahoma State	Lawrence	W 87-80
J16	#2	Iowa State	Ames, Iowa	W 76-72
J21	#2	Texas	Lawrence	W 79-67
J24	#2	#18 West Virginia	Morgantown, W.Va.	L 69-85
J28	#2	#4 Kentucky	Lexington, Ky.	W 79-73
F1	#3	#2 Baylor	Lawrence	W 73-68
F4	#3	Iowa State	Lawrence	L OT 89-92
F6	#3	Kansas State	Manhattan, Kan.	W 74-71
F11	#3	Texas Tech	Lubbock, Texas	W 80-79
F13	#3	#9 West Virginia	Lawrence	W OT 84-80
F18	#3	#4 Baylor	Waco, Texas	W 67-65
F22	#3	TCU	Lawrence	W 87-68
F25	#3	Texas	Austin, Texas	W 77-67
F27	#1	Oklahoma	Lawrence	W 90-85
M4	#1	Oklahoma State	Stillwater, Okla.	W 90-85

Big 12 Conference Championship

M9	#1	TCU	Kansas City, Mo.	L	82-85
----	----	-----	------------------	---	-------

NCAA Tournament (Midwest Region)

M17	#3	UC Davis	Tulsa, Okla.	W	100-62
-----	----	----------	--------------	---	--------



31-8 | BIG 12 CHAMPIONS | NCAA MIDWEST REGION CHAMPIONS

Back Row (L to R): Charlie Moore, Chris Teahan, Lagerald Vick, K.J. Lawson, Dedic Lawson, Udoka Azubuike, Billy Preston, Mitch Lightfoot, Marcus Garrett, Sam Cunliffe, Malik Newman.
Middle Row (L to R): Head Manager Brayden Carroll, Associate Director for Sports Medicine Bill Cowgill, Director of Men's Basketball Operations Brennan Bechard, Assistant Coach Norm Roberts, Clay Young, Sviatoslav Mykhailiuk, Head Coach Bill Self, Devonte' Graham, Assistant Coach Kurtis Townsend, Assistant Coach Jerrance Howard, Director of Student-Athlete Development Fred Quartlebaum, Video Coordinator Jeremy Case, Assistant Athletics Director for Sports Performance Andrea Hudy. Not pictured: Sivilio De Sousa, James Sosinski

M19	#3	Michigan State	Tulsa, Okla.	W	90-70
M23	#3	#15 Purdue	Kansas City, Mo.	W	98-66
M25	#3	#9 Oregon	Kansas City, Mo.	L	60-74

Leading Scorers

Frank Mason III (5-11 Sr. G)	20.9*
Josh Jackson (6-8 Fr. G)	16.3*
Devonte' Graham (6-2 Jr. G)	13.4*
Sviatoslav Mykhailiuk (6-8 Jr. G)	9.8*
Landen Lucas (6-10 Sr. F)	8.0*

**2017-18 (31-8) | Big 12 (13-5, 1st)
NCAA Tournament | Final Four
Ranked #4 (AP), #3 (Coaches)**

KU Rnk	Opponent	Location	W/L	Score
N10	#4	Tennessee State	Lawrence	W 92-56
N14	#4	#7 Kentucky	Chicago, Ill.	W 65-61
N17	#4	South Dakota State	Lawrence	W 98-64
N21	#3	Texas Southern	Lawrence	W 114-71
N24	#3	Oakland	Lawrence	W 102-59
N28	#2	Toledo	Lawrence	W 96-58
D2	#2	Syracuse	Miami, Fla.	W 76-60
D6	#2	Washington	Kansas City, Mo.	L 65-74
D10	#2	#16 Arizona State	Lawrence	L 85-95
D16	#13	Nebraska	Lincoln, Neb.	W 73-72
D18	#13	Omaha	Lawrence	W 109-64
D21	#14	Stanford	Sacramento, Calif.	W 75-54
D29	#11	Texas	Austin, Texas	W 92-86
J2	#10	#18 Texas Tech	Lawrence	L 73-85
J6	#10	#16 TCU	Fort Worth, Texas	W 88-84
J9	#12	Iowa State	Lawrence	W 83-78
J13	#12	Kansas State	Lawrence	W 73-72
J15	#10	#6 West Virginia	Morgantown, W.Va.	W 71-66
J20	#10	Baylor	Lawrence	W 70-67
J23	#5	#12 Oklahoma	Norman, Okla.	L 80-85
J27	#5	Texas A&M	Lawrence	W 79-68
J29	#7	Kansas State	Manhattan, Kan.	W 70-56
F3	#7	Oklahoma State	Lawrence	L 79-84
F6	#10	TCU	Lawrence	W 71-64
F10	#10	Baylor	Waco, Texas	L 64-80
F13	#13	Iowa State	Ames, Iowa	W 83-77
F17	#13	#20 West Virginia	Lawrence	W 77-69
F19	#8	Oklahoma	Lawrence	W 104-74
F24	#8	#6 Texas Tech	Lubbock, Texas	W 74-72
F26	#6	Texas	Lawrence	W 80-70
M3	#6	Oklahoma State	Stillwater, Okla.	L 64-82

Big 12 Conference Championship

M8	#9	Oklahoma State	Kansas City, Mo.	W	82-68
M9	#9	Kansas State	Kansas City, Mo.	W	83-67
M10	#9	#18 West Virginia	Kansas City, Mo.	W	81-70

NCAA Tournament (Midwest Region)

M15	#4	Penn.	Wichita, Kan.	W	76-60
M17	#4	Seton Hall	Wichita, Kan.	W	83-79
M23	#4	#20 Clemson	Omaha, Neb.	W	80-77
M25	#4	#9 Duke	Omaha, Neb.	W OT	85-81

NCAA Tournament (Final Four)

M31	#4	#2 Villanova	San Antonio, Texas	L	79-95
-----	----	--------------	--------------------	---	-------

Leading Scorers

Devonte' Graham (6-2 Sr. G)	17.3*
-----------------------------	-------

Sviatoslav Mykhailiuk (6-8 Sr. G)	14.6*
Malik Newman (6-3 RS-So. G)	14.2*
Udoka Azubuike (7-0 So. C)	13.0*
Lagerald Vick (6-5 Jr. G)	12.1*

**2018-19 (26-10) | Big 12 (12-6, 3rd)
NCAA Tournament | Second Round
Ranked #17 (AP), #16 (Coaches)**

KU Rnk	Opponent	Location	W/L	Score
N6	#1	#10 Michigan State	Indianapolis, Ind.	W 92-87
N12	#2	Vermont	Lawrence	W 84-68
N16	#2	Louisiana	Lawrence	W 89-76
N21	#2	Marquette	Brooklyn, N.Y.	W 77-68
N23	#2	#5 Tennessee	Brooklyn, N.Y.	W OT 87-82
D1	#2	Stanford	Lawrence	W OT 90-84
D4	#2	Wofford	Lawrence	W 72-47
D8	#2	New Mexico State	Kansas City, Mo.	W 63-60
D15	#1	#17 Villanova	Lawrence	W 74-71
D18	#1	South Dakota	Lawrence	W 89-53
D22	#1	#18 Arizona State	Tempe, Ariz.	L 76-80
D29	#5	Eastern Michigan	Lawrence	W 87-63
J2	#5	#23 Oklahoma	Lawrence	W 70-63
J5	#5	Iowa State	Ames, Iowa	L 60-77
J9	#7	#25 TCU	Lawrence	W 77-68
J12	#7	Baylor	Waco, Texas	W 73-68
J14	#7	Texas	Lawrence	W 80-78
J19	#7	West Virginia	Morgantown, W.Va.	L 64-65
J21	#9	#24 Iowa State	Lawrence	W 80-76
J26	#9	#8 Kentucky	Lexington, Ky.	L 63-71
J29	#11	Texas	Austin, Texas	L 63-73
F2	#11	#16 Texas Tech	Lawrence	W 79-63
F5	#13	Kansas State	Manhattan, Kan.	L 67-74
F9	#13	Oklahoma State	Lawrence	W 84-72
F11	#14	TCU	Fort Worth, Texas	W OT 82-77
F16	#14	West Virginia	Lawrence	W 78-53
F23	#12	#14 Texas Tech	Lubbock, Texas	L 62-91
F25	#15	#16 Kansas State	Lawrence	W 64-49
M2	#15	Oklahoma State	Stillwater, Okla.	W 72-67
M5	#13	Oklahoma	Norman, Okla.	L 68-81
M9	#13	Baylor	Lawrence	W 78-70

Big 12 Conference Championship

M14	#17	Texas	Kansas City, Mo.	W	65-57
M15	#17	West Virginia	Kansas City, Mo.	W	88-74
M16	#17	Iowa State	Kansas City, Mo.	L	66-78

NCAA Tournament (Midwest Region)

M21	#17	Northeastern	Salt Lake City, Utah	W	87-53
M23	#17	#14 Auburn	Salt Lake City, Utah	L	75-89

Leading Scorers

Dedic Lawson (6-9 Jr. F)	19.4*
Lagerald Vick (6-5 Sr. G)	14.1*
Udoka Azubuike (7-0 Jr. C)	13.4
Devon Dotson (6-2 Fr. G)	12.3*
Ochai Agbaji (6-5 Fr. G)	8.5*

2019-20 (28-3) | Big 12 (17-1, 1st)

2020-21 KANSAS BASKETBALL YEAR-BY-YEAR RESULTS

Ranked #1 (AP), #1 (Coaches)

KU Rnk	Opponent	Location	W/L	Score
N5	#3 Duke	New York, N.Y.	L	66-68
N8	#3 UNC Greensboro	Lawrence	W	74-62
N15	#5 Monmouth	Lawrence	W	112-57
N19	#4 East Tennessee St.	Lawrence	W	75-63
N25	#4 Chaminade	Maui, Hawai'i	W	93-63
N26	#4 BYU	Maui, Hawai'i	W	71-56
N27	#4 Dayton	Maui, Hawai'i	W OT	90-84
D7	#20 Colorado	Lawrence	W	72-58
D10	#2 Milwaukee	Lawrence	W	95-68
D14	#2 Kansas City	Kansas City	W	98-57
D21	#18 Villanova	Philadelphia	L	55-56
D29	#5 Stanford	Palo Alto, Calif.	W	72-56
J4	#3 #16 West Virginia	Lawrence	W	60-53
J8	#3 Iowa State	Ames, Iowa	W	79-53
J11	#3 #4 Baylor	Lawrence	L	55-67
J14	#6 Oklahoma	Norman, Okla.	W	66-52
J18	#6 Texas	Austin, Texas	W	66-57
J21	#3 Kansas State	Lawrence	W	81-60
J25	#3 Oklahoma State	Stillwater, Okla.	W	65-50
F1	#3 Texas Tech	Lawrence	W	78-75
F3	#3 Texas	Lawrence	W	69-58
F8	#3 TCU	Fort Worth, Texas	W	60-46
F12	#3 West Virginia	Morgantown, W.Va.	W	58-49
F15	#3 Oklahoma	Lawrence	W	87-70
F17	#3 Iowa State	Lawrence	W	91-71
F22	#3 #1 Baylor	Waco, Texas	W	64-61
F24	#1 Oklahoma State	Lawrence	W	83-58
F29	#1 Kansas State	Manhattan, Kan.	W	62-58
M4	#1 TCU	Lawrence	W	75-66
M7	#1 Texas Tech	Lubbock, Texas	W	66-62

Big 12 Conference Championship

CANCELED DUE TO CORONAVIRUS OUTBREAK

NCAA Tournament

CANCELED DUE TO CORONAVIRUS OUTBREAK

Leading Scorers

Devon Dotson (6-2 So. G)	.18.1*
Udoka Azubuike (7-0 Sr. C)	13.7*
Ochai Agbaji (6-5 So. G)	10.0*
Marcus Garrett (6-5 Jr. G)	9.2*
Isaiah Moss (6-5 Sr. G)	7.9*

* Denotes starter in leading scorer listings

All rankings are Associated Press

2020-21 KANSAS BASKETBALL EXHIBITION HISTORY

EXHIBITION RECORD

90-9; H: 63-4; A: 5-3; N: 18-2

DATE	OPPONENT	LOCATION	SCORE	DATE	OPPONENT	LOCATION	SCORE	DATE	OPPONENT	LOCATION	SCORE
11/20/78	USSR	Lawrence	L... 84-87	11/4/00	Emporia State	Lawrence	W... 120-51	10/30/12	Emporia State	Lawrence	W... 88-54
11/15/79	Yugoslavia	Lawrence	L... 76-77	11/7/01	EA Sports All-Stars	Lawrence	W... 98-77	11/5/12	Washburn	Lawrence	W... 62-50
11/17/81	China	Lawrence	W... 83-63	11/13/01	Fort Hays State	Lawrence	W... 95-41	10/29/13	Pittsburg State	Lawrence	W... 97-57
11/15/82	Yugoslavia	Lawrence	W... 83-74	11/4/02	EA Sports All Stars	Lawrence	W... 111-94	11/5/13	Fort Hays State	Lawrence	W... 92-75
11/16/83	Netherlands	Lawrence	W... 74-70	11/12/02	Washburn	Lawrence	W... 101-66	11/3/14	Washburn	Lawrence	W... 85-53
11/15/84	China	Lawrence	W... 91-69	11/4/03	EA Sports All-Stars	Lawrence	W... 91-87	11/11/14	Emporia State	Lawrence	W... 109-56
11/8/85	Czechoslovakia	Lawrence	W... 86-69	11/11/03	Pittsburg State	Lawrence	W... 103-73	6/23/15	Canada	Kansas City, Mo.	W... 91-83
11/19/86	USSR	Lawrence	W... 84-78	9/4/04	British Columbia	Vancouver, Canada	W... 82-51	6/26/15	Canada	Kansas City, Mo.	W... 87-76
11/13/87	Italy	Lawrence	W... 88-82	9/5/04	Langara College	Vancouver, Canada	W... 101-46	7/4/15	Turkey	Gwanju, Korea	W... 66-57
11/19/88	USSR	Lawrence	L... 84-93 ot	9/4/04	Fraser Valley All-Stars	Abbotsford, Canada	W... 106-71	7/5/15	Brazil	Gwanju, Korea	W... 81-72
11/9/90	Melbourne, Aus.	Lawrence	W... 90-76	9/6/04	Burnaby All-Stars	Burnaby, Canada	W... 98-76	7/7/15	Chile	Gwanju, Korea	W... 106-41
11/16/90	Flint, Mich. AAU	Lawrence	W... 110-101	11/7/04	Emporia State	Lawrence	W... 115-70	7/8/15	Serbia	Gwanju, Korea	W... 66-65
11/9/91	High Five America	Lawrence	W... 99-82	11/14/04	Washburn	Lawrence	W... 79-70	7/9/15	Switzerland	Gwanju, Korea	W... 96-57
11/16/91	E. Melbourne	Lawrence	W... 94-66	11/9/05	Fort Hays State	Lawrence	W... 96-62	7/11/15	Lithuania	Gwanju, Korea	W... 70-48
11/19/92	Marathon AAU	Lawrence	W... 121-54	11/14/05	Pittsburg State	Lawrence	W... 73-47	7/12/15	Russia	Gwanju, Korea	W... 78-68
11/27/92	Australia Gold	Lawrence	W... 113-58	11/2/06	Washburn	Lawrence	W... 99-69	7/13/15	Germany (20T)	Gwanju, Korea	W... 84-72
11/16/93	Marathon AAU	Lawrence	W... 103-94	11/7/06	Emporia State	Lawrence	W... 90-55	11/4/15	Pittsburg State	Lawrence	W... 89-66
11/29/93	Australia	Lawrence	L... 82-93	11/1/07	Pittsburg State	Lawrence	W... 94-59	11/10/15	Fort Hays State	Lawrence	W... 95-59
11/10/94	Victorian All-Stars	Lawrence	W... 87-85	11/6/07	Fort Hays State	Lawrence, Kan.	W... 93-56	11/1/16	Washburn	Lawrence	W... 92-74
11/17/94	Marathon AAU	Lawrence	W... 114-57	8/30/08	McGill	Ottawa, Canada	W... 72-67	11/6/16	Emporia State	Lawrence	W... 104-62
11/10/95	Converse All-Stars	Lawrence	W... 102-69	8/30/08	Carleton	Ottawa, Canada	W... 84-83	8/2/17	Stella Azzurra	Rome, Italy	W... 90-56
11/20/95	Victorian All-Stars	Lawrence	W... 116-44	8/31/08	Ottawa	Ottawa, Canada	W... 95-60	8/3/17	Players Group	Rome, Italy	W... 92-61
12/27/95	Pau Orthez	Strausbourg, France	L... 38-45	11/4/08	Washburn	Lawrence	W... 98-79	8/5/17	Player Group	Seregno, Italy	W... 99-71
12/27/95	Strausbourg	Strausbourg, France	L... 48-50	11/11/08	Emporia State	Lawrence	W... 103-58	8/6/17	Italy All-Stars	Seregno, Italy	W... 118-74
12/28/95	Lisbonne Benfica	Strausbourg, France	L... 90-101	11/3/09	Fort Hays State	Lawrence	W... 107-68	10/22/17	Missouri	Kansas City, Mo.	W... 93-87
11/16/96	Geelong, Aus.	Lawrence	W... 115-80	11/10/09	Pittsburg State	Lawrence	W... 130-45	10/31/17	Pittsburg State	Lawrence	W... 100-54
11/18/96	Converse All-Stars	Lawrence	W... 115-81	11/2/10	Washburn	Lawrence	W... 92-62	11/7/17	Fort Hays State	Lawrence	W... 86-57
11/3/97	Outback All-Stars	Lawrence	W... 117-87	11/9/10	Emporia State	Lawrence	W... 90-59	10/25/18	Emporia State	Lawrence	W... 93-55
11/10/97	Pella Windows	Lawrence	W... 98-79	11/1/11	Pittsburg State	Lawrence	W... 84-55	11/1/18	Washburn	Lawrence	W... 79-52
11/7/98	Calif. All-Stars	Lawrence	W... 96-89	11/8/11	Fort Hays State	Lawrence	W... 101-52	10/24/19	Fort Hays State	Lawrence	W... 86-56
11/10/98	Geelong, Aus.	Lawrence	W... 140-78	8/7/12	Swiss National Team	Fribourg, Switz.	W... 79-76	10/31/19	Pittsburg State	Lawrence	W... 102-42
11/6/99	Calif. All-Stars	Lawrence	W... 124-101	8/8/12	Swiss National Team	Fribourg, Switz.	W... 83-79				
11/13/99	Geelong, Aus.	Lawrence	W... 119-44	8/11/12	AMW France	Paris, France	L... 73-74				
11/1/00	Calif. All-Stars	Lawrence	W... 98-80	8/12/12	AMW France	Paris, France	L... 60-79				



On Oct. 22, 2017, Kansas and Missouri played an exhibition game at Sprint Center in Kansas City and raised more than two million dollars for Hurricane Katrina.



www.DukeRentals.com
866-GET-DUKE

Construction Equipment

- Rentals
- Sales
- Service


13 Locations Proudly Serving IA, KS, MO, MN, NE, SD and WI

“RCJH!” FROM YOUR PARTNERS AT



Terry Stensland
terry.stensland@jamarshall.com
913.601.3414

Alex Biddlecombe
alex.biddlecombe@fdcontract.com
816.389.4972



Good Luck this season from your friends at
U.S. Engineering Company!

OMAHA
9411 F Street
Omaha, NE 68127



402-661-7900

bergmanbrand.com

KANSAS CITY
9802 Pflumm
Lenexa, KS 66215

We help brands take shape.



MANHATTAN, KS

- COVID-19 Disinfection Service
- Strip & Wax
- Office Cleaning
- Commercial Cleaning
- Construction Clean Up
- Free Estimates

southwestjanitorial@live.com

785-370-0629

Kansas Secured Title

Title and Closing Services Throughout Kansas

Service Beyond Expectation

www.kstdouglas.com



910 E. 28th Street
Lawrence, KS 66046

125 SW Jackson Street
Topeka, KS 66603



Dodge City, Kansas - BootHillCasino.com - Proud Kansas Companies

Gambling Problems? Getting Help is your Best Bet! 800.522.4700 ksgamblinghelp.com

Must be 21 to enter. All rights reserved. BHCMC, LLC.



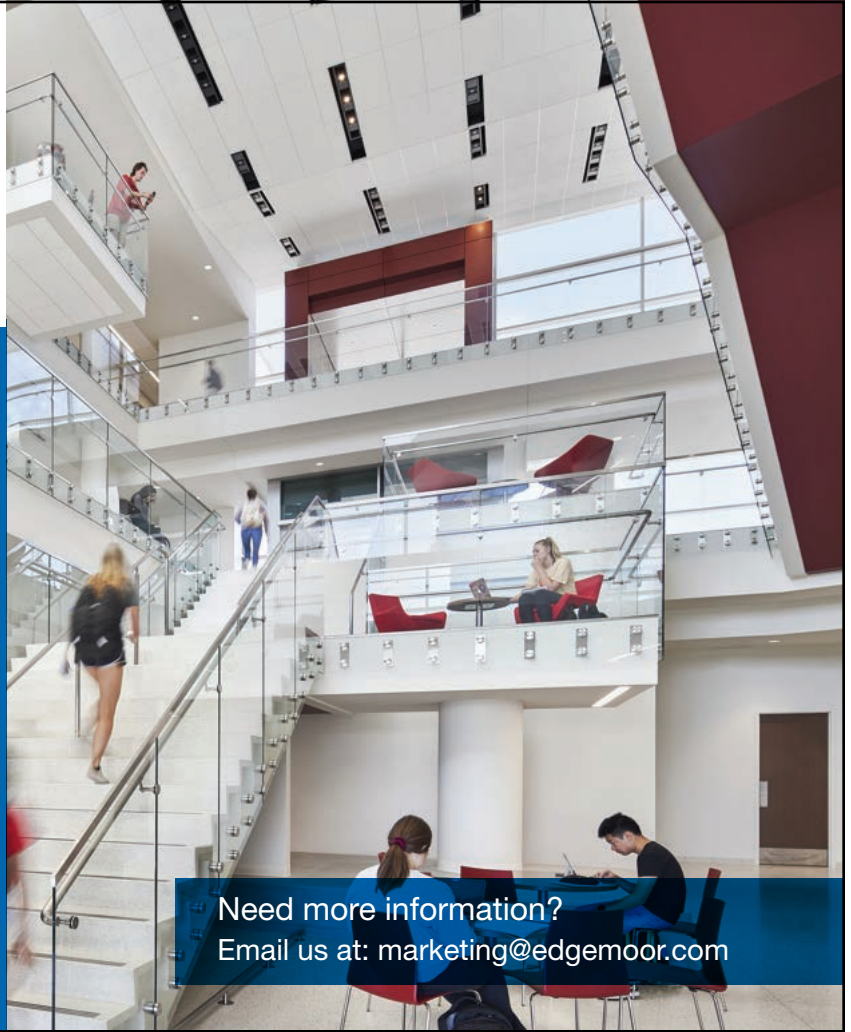
DISTRIBUTING

Contractors Building for the Future of Kansas



Proud to work with the University of Kansas on the

CENTRAL DISTRICT DEVELOPMENT PROJECT



Need more information?
Email us at: marketing@edgemoor.com

Sales Office at 11271 Strang Line Road
Lenexa, KS 66215
(913) 888-1071
kansascity@engineeredair.com

Made to Order HVAC Equipment
(Designed and built locally in DeSoto, KS)

UV-C disinfection, replacement equipment, hospitals, universities, schools, water treatment plants, warehouses, factories, natatoriums, hazardous locations, food-grade construction, coil replacements, specialty applications, etc...

EngA

ENGINEERED AIR

If you have
an idea, we'll
manufacture it!

Mechanical Contractors

DESIGN Mechanical, Inc.

Mechanical Service • Mechanical Construction

913-281-7200 • Kansas City, KS
Visit us on the web at www.dmi-kc.com



...your assurance of quality and value



kissickco.com



Trusted Team, Reliable Partner.



RD. JOHNSON
EXCAVATING COMPANY

1705 N 1399 RD
LAWRENCE, KS 66046
785-842-9100
FAX 785-842-9113



www.CentiMark.com

14752 West 107th Street • Lenexa, KS 66215

913-693-4130 • 800-746-8333

Contractors Building for the Future of Kansas



**KANSAS CITY
Structural Steel**

Steel for good.

816.924.0977

www.KCstructural.com

MCM Midwest Concrete
Materials, Inc.

3645 E 23rd St, Lawrence, KS 66046

(785) 843-1688

Toll Free (888) 244-2082

www.4mcm.com

GENERATING TRUST

McElroy

EST.

ELECTRIC

1985

3300 SW Topeka Blvd McElroyElectric.com
Topeka, KS 66611 785.266.7111



FormanFord

Professional Glazing and Façade Contractor

*Glass Contractor Serving the
Kansas City & Lawrence Markets*

924 Flint Street

Overland Park

913.291.0751

www.formanford.com

Legacy
Flooring Gallery

Tile - Stone - Hardwood - Carpet - LVT - Custom Showers
Commercial - New Construction - Residential Replacement
Showroom Open To The Public - 913-780-6060

www.Legacyflooring1.com



**Air Power
Consultants Inc.**

18903 West 157th Terrace
Olathe, KS 66062

913-894-0044
Fax 913-894-0066

EPIC
CONCRETE
CONSTRUCTION INC.

3810 Fremont Ave.
Kansas City, MO 64129

(816) 861-3300
FAX (816) 861-3301
www.epiccc.com



RESTORATION &
WATERPROOFING
CONTRACTORS,
INC.

DAVID L. FALLEY

1416 S.W. Auburn Road
Topeka, KS 66615-1503
phone 785-478-9538
cell 785-640-6506
fax 785-478-9572
dfalley@rwctopeka.com
www.restoration-waterproof.com

JAYHAWK SPORTS PROPERTIES

Jayhawk Sports Properties
123 West 8th Street, Suite 303
Lawrence, KS 66044

Office (785) 312-7555

JAYHAWK RADIO NETWORK

University of Kansas men's basketball will be heard exclusively during the season on the Jayhawk Radio Network. Brian Hanni and Greg Gurley form the broadcast team. David Lawrence and Sean Kellerman will handle the "Crimson and Blue Show", which airs before each KU game and the "Jayhawk Locker Room Show" following each contest.

The Jayhawk Radio Network is operated by Jayhawk Sports Properties, a division of Learfield IMG College with offices in Lawrence. Marc Tuttle serves as the general manager of Jayhawk Sports Properties.

Hanni was named the play-by-play voice of Kansas Jayhawk football and men's basketball on the Jayhawk Radio Network on June 21, 2016.

Hanni also hosts "Hawk Talk," the weekly radio shows of Bill Self and football coach Les Miles, and performs other duties as assigned by Kansas Athletics.

A Topeka, Kansas native, Hanni graduated from the University of Kansas in 2002 with a broadcast management degree. Hanni created the daily show "Rock Chalk Sports Talk" on KLWN Radio in Lawrence in the summer of 2002 and hosted it until 2012. The Jayhawk Radio Network aired the show from 2008 until 2015. Hanni did radio broadcasts of KU baseball games for more than a decade, and spent eight years on the radio broadcast team for KU women's basketball. He also served occasionally on KU men's basketball and football broadcasts for eight years.

Hanni left Lawrence in 2012 to become the voice of Texas Tech men's basketball and baseball on the Texas Tech Sports Radio Network. He also did a weekday radio show, "The Bottom Line."

Hanni has won more than 25 awards from the Kansas Association of Broadcasters. In 2015 he was inducted into the Topeka West High School Sports Hall of Fame for his efforts in sportscasting.

Hanni is well-known in the Lawrence community, not only for his broadcasting talent but also for his charity work. In 2009 he founded (and still organizes) an annual celebrity basketball game, "The Rock Chalk Roundball Classic," which raises money for local families fighting cancer. He is an active participant in other youth-related organizations within the community as well.

Gurley replaced Chris Piper before the 2012-13 season, who replaced longtime broadcaster Max Falkenstien after 60 years of broadcasting Kansas Athletics following the 2005-06 season. Falkenstien, whose No. 60 jersey is retired in Allen Fieldhouse, died on July 29, 2019, at the age of 95. Hanni replaced Bob Davis who called KU football and men's basketball for 32 years from 1984-85 until his retirement in 2016.

Gurley was a four-year letterwinner at KU from 1992-95 and was part of three Big Eight Conference titles. His sophomore season, 1993, KU went to the Final Four. Gurley was hired in the summer of 2011 as the Director of Development for the Williams Education Fund at KU.

Lawrence is in his 28th season with the Jayhawk Radio Network. He serves as host of the basketball network pregame "Crimson and Blue Show" and postgame "Jayhawk Locker Room Show". Lawrence worked 13 seasons as football sideline reporter and has spent the last 12 seasons as the football color analyst.

Kellerman is in his fourth year with the Jayhawk Radio Network. He joins David Lawrence as the host of the network pregame and postgame shows for Kansas basketball. A Leawood, Kansas, native, Kellerman also handles the scoreboard show for Kansas football.

Steve Kincaid, who handles broadcast operations, is in his fourth year as producer-engineer of the Jayhawk Radio Network. Kincaid replaced Bob Newton who was the producer-engineer for KU for 34 years.

BIG 12 NOW ON ESPN+

Big 12 NOW on ESPN+ will telecast select University of Kansas basketball games this season produced by KU's Rock Chalk Video. Veteran broadcasters Dave Armstrong (play-by-play) and Chris Piper (analyst) will call the KU action.

Armstrong was the first television play-by-play man for Jayhawk TV in 1991. After a hiatus with the Colorado Rockies television network, Armstrong rejoined JTV in 2001. He has called Big Eight/Big 12 basketball since 1988 and has also worked with the Kansas City Royals TV network.

JAYHAWK NETWORK AFFILIATES

Abilene/Salina	KDJM-101.7 FM
Coffeyville	KGGF-104.1 FM
*Concordia	KNCK-94.9 FM
Dodge City	KGNO-1370 AM
Emporia	KVOE-1400 AM
Fort Scott	KMDO-1600 AM
Fort Scott	KOMB-103.9 FM
Garden City	KBUF-1030 AM
Glen Elder	KZDY-96.3 FM
Goodland/Colby	KWGB-97.9 FM
Great Bend	KBGL-106.9 FM
Hays	KAYS-1400 AM
Hutchinson	KSKU-94.7 FM
Iola	KIOL-1370 AM
Kansas City	KCTE-1510 AM
Kansas City	KCTE-99.3 FM
Kansas City	WHB-810 AM

Lawrence	KLWN-1320 AM/101.7 FM
Lawrence	KLZR-105.9 FM
Liberal	KSCB-1270 AM
Marysville	KNDY-95.5 FM
Parsons	KLKC-1540 AM
*Parsons	KLKC-93.5 FM
Phillipsburg	KKAN-1490 AM
Phillipsburg	KQMA-92.5 FM
Russell	KRSL-95.9 FM
Topeka	KMAJ 1440 AM
*Topeka	KWIC 99.3 FM
Wellington	KLEY-100.3 FM
Wichita	KFH-1240 AM
Wichita	KFH-97.5 FM

*carries games only (does not carry Hawk Talk)

-- affiliates subject to change, check your local listings

Armstrong calls college football for ESPN+ in the fall.

A four-year letterwinner at Kansas, Piper played on the Jayhawks' 1988 National Championship and 1986 Final Four teams. Besides his five seasons with the Jayhawk Radio Network (2007-11), he served as an analyst for Jayhawk Television Network broadcasts for 15 years and for ESPN+ Plus Big 12 telecasts for seven years. Piper is an owner of Grandstand Sportswear and Glassware in Lawrence, which produces licensed collegiate merchandise.

The award-winning in-house video unit of Kansas Athletics, Rock Chalk Video, will produce a combination of live events and Kansas-centered shoulder programming during the academic year for Big 12 NOW on ESPN+ direct-to-consumer streaming platform, without any blackouts.

Through Big 12 NOW on ESPN+, Jayhawk Sports Properties will provide KU fans the opportunity to see various programming throughout the state of Kansas and in the Kansas City Metro Area on Spectrum Sports, Midco Sports Network and Cox Cable.

The programming will also include Jayhawk Gameday Live, a 30-minute pregame show and a 60-minute postgame show, on every home and away Kansas football and men's basketball game day, as well as Hawk Talks on tape delay. For the first time, that content will be available across the country on ESPN+, as well as regionally on Spectrum Sports, Midco Sports Network and Cox Cable.

ESPN+ has allowed Kansas Athletics to reach over 100 million households in the United States, including 260 million people. For a small monthly price (\$4.99) or \$50 for the year – that is cheaper than most sports surcharges of most cable packages – fans can enjoy their Jayhawks at home, on the road or in the office – virtually anywhere you have access to internet and a streaming device.

Jayhawk Sports Properties solely represents the University of Kansas. In complete collaboration with KU, this locally based Learfield IMG College team is committed to extending the affinity of the Jayhawk brand to businesses and corporations of all sizes looking to align with the undeniably loyal and passionate collegiate fan base. As the university's exclusive athletics multimedia rights holder, Jayhawk Sports Properties manages all aspects of the rights relationship providing corporate partners numerous opportunities in which to bolster their own brand through such assets as venue signage; event sponsorships and promotion; corporate hospitality; radio; as well as digital engagement and visibility via the official athletics website, KUAthletics.com.

JAYHAWK MEN'S BASKETBALL RADIO VOICES

(KU or Jayhawk Network unless noted)

Jerry Bailey (bbp, 1969-74)	Tom Hedrick (bbp, 1961-67; 1975-83)
Gary Bender (bbp, 1969-70)	Dan Kahler (cc, 1969-74)
Al Correll (cc, late 1970s)	Steve Kincaid (producer/engineer, 2018-present)
Bob Davis (bbp, 1984-2016)	Monte Moore (bbp, 1959-60)
Max Falkenstien (bbp, 1947-51 WREN; bbp, 1952 State Farm Network; bbp, 1953-83 WIBW; cc, 1984-2006 Jayhawk Network)	Bob Neu (cc, 1981-82)
Bob Fromme (cc, 1948-73)	Bob Newton (producer/engineer, 1984-2018)
Bill Grigsby (bbp, 1956-58)	Chris Piper (cc, 2007-12)
Greg Gurley (cc, 2013-present)	Steve Southerland (bbp, 1969-74 WREN, 1975-81)
Brian Hanni (bbp, 2016-present)	Jerry Waugh (cc, late 1970s)
Kevin Harlan (bbp, cc, 1984)	
Merle Harman (bbp, 1953-55)	

MEDIA INFORMATION

GAME NOTES

Approximately two days prior to games, a complete set of game notes previewing the upcoming game and reviewing the season will be available on KUAthletics.com. The release will also be emailed to media requesting this service.

WEEKLY PRESS CONFERENCE

Bill Self will conduct press conferences throughout the season via Zoom. Media members should contact the communications office for accurate dates and times. KU players will be available prior to practice on the same day. Following the press conference, quotes will be transcribed and videos posted at www.KUAthletics.com.

Coach Self will also be available on the Big 12 Teleconferences during the season at 10 a.m. Central. Information on specific dates and how to take part in the teleconference is available through the Big 12 Conference office or the KU communications office.

INTERVIEWS

Other than postgame, contact the communications office for all player or coach interview requests. To request players and coaches, media should contact Chris Theisen (theisen@ku.edu) or Andy Eisch (aeisch@ku.edu) of the communications staff.

Out-of-town media wishing to interview Kansas players or coaches should also contact the communications office.

Cell phone numbers for players will not be provided and players have been instructed not to accept calls from media without prior notice from the communications office. Please do not contact a player or coach without scheduling the interview through the communications office.

COVERING HOME GAMES

CREDENTIALS

All credential requests must be made online. Contact the communications office for information on how to access the site. Season credentials will be granted only to outlets that cover KU basketball on a daily basis and the requests must be submitted by Oct. 20. Single-game credentials must be requested at least 48 hours prior to game day. Criteria for those who receive credentials will be on the online applications.

GETTING TO ALLEN FIELDHOUSE & MEDIA PARKING

Most media parking is located in Lot 90 which is south and east of Allen Fieldhouse. From Kansas City (Kansas City International Airport), take I-29 North to I-435 South toward Topeka. Merge onto I-70 West to Topeka. Use exit 202 (west exit) in Lawrence and drive south to 15th Street, which is also Bob Billings. Take a left (east) on 15th Street into campus. After about a half mile, turn right (south) on Burdick Drive then in one block turn left (east) on Irving Hill Road. Go past Allen Fieldhouse and take a right at the three-way stop then your next right on Naismith Drive (with Allen Fieldhouse on your right).

MEDIA WILL CALL & PRESS ROOM LOCATIONS

Media will call for men's basketball is located at the south end of Allen Fieldhouse, west side (by the TV trucks). If media is granted parking, they can drive up to media will call, pick up their credentials, then drive to their parking location. The working press room, where postgame interviews will occur, is located on the first floor at the north end of Allen Fieldhouse, west side.

PRESS ROW SEATING & PHOTOGRAPHERS

There are two locations for press seating, on the floor and in 13A. Overflow media will have space in the press room. A seating chart will be posted in the press room and on the floor prior to every game. Only still photographers and the originating TV cameras are allowed on the floor with one pool camera allowed during games. A pool camera schedule and floor policies will be made prior to the season.

PRESS ROOM SERVICES & WIRELESS INTERNET

Packets with pregame information will be available at KUAthletics.com and in the press room on the day of the game. Halftime, final statistics, game books and coaches and player quote sheets are all regular services on game day. In-game statistics are available via the internet at Statbroadcast.com. Complimentary access to wireless internet is available at Allen Fieldhouse and information about how to access it will be available in the press room.

TELEPHONES

Writers wanting phone lines at their seat locations should contact the KU Telecommunications Office at (785) 864-9300 regarding installation. For specific line location, please list Chris Theisen as the contact. Allow at least two weeks notice prior to the game.

POSTGAME

Kansas' locker room is closed for home and road games. For home games, following a cooling off period, the opponent coach and student-athletes who have been requested will come to the Allen Fieldhouse press room. Following the opponent interviews, select KU players will come to the room, then Bill Self. Other requests need to be made through Chris Theisen or Andy Eisch of the communications staff.

Kansas Communications Office

1651 Naismith Drive
1400 Parrott
Lawrence, KS 66045

Office (785) 864-3417
Fax (785) 864-7944
Website KUAthletics.com

Morgyn Seigfried

Associate AD/Creative Services and
Communications



Chris Theisen

Assistant AD, Communications, MBB



Andy Eisch

Assistant Director, Communications, MBB



Daniel Berk

Director of Football Communications

Brent Beerends

Assistant Director of Communications

Kiara Cooper

Assistant Director of Communications

Erin Penning

Office Manager/Publications Coordinator

D.J. Haurin

Digital Media Specialist

Kathleen Cooper

Graphic Designer

Keenen Jones

Graphic Designer

JAYHAWKS IN THE NBA

IN THE BILL SELF ERA



