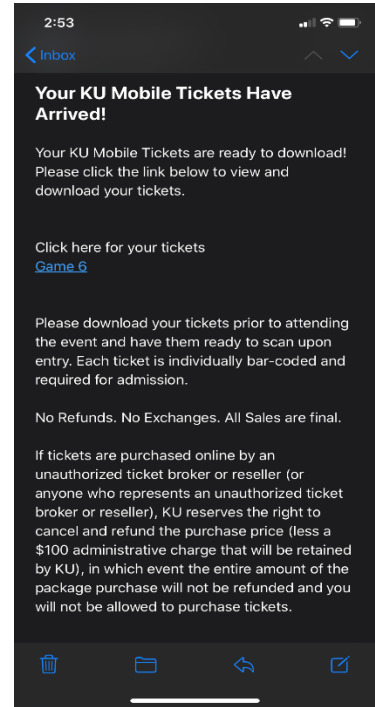


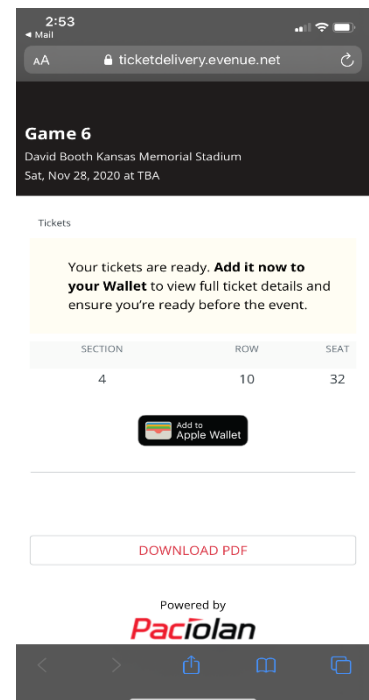


How to Access Mobile Tickets:

Step 1: Receive email containing link to tickets. Click on game link to access ticketing options.




Step 2: You will have two options to access your Mobile Ticket. Option 1 is to add the ticket to your Apple Wallet or Google Pay Account. Please verify your phone is equipped with one of these apps before proceeding with this option. Option 2 is to download a PDF version of the ticket. Once downloaded, we recommend taking a screenshot of the ticket and saving it to your Mobile Device. You can present the screenshot on gameday.



Step 3: If you chose option 1 (Apple Wallet or Google Pay), the ticket will now appear on the screen. You must make sure to click the add button to save the ticket to your Apple Wallet or Google Pay compatible device.



Step 4: Please ensure your ticket has now been added to your Apple Wallet or Google Pay account, by visiting your corresponding app.



Step 5: Please have your ticket out and ready to be scanned before arriving at the gate to enter. Once scanned, you are all set!

