

KANSAS FOOTBALL

2021 MEDIA GUIDE



WE PLAY FOR KANSAS

HOME



COACH LANCE

LEIPOLD



6
182
100
8

AFCA COACH OF THE YEAR AWARDS

NATIONAL CHAMPIONSHIPS

CONFERENCE COACH OF THE YEAR

FASTEST COACH TO

WINS IN NCAA HISTORY

ALL CONFERENCE PLAYERS

BOWL WINS

CONFERENCE PLAYER OF THE YEARS






TABLE OF CONTENTS

Quick Facts	4
Communications	5
2021 Numerical Roster	6
Director of Athletics Travis Goff	8
Chancellor Douglas A. Girod	9

THIS IS KANSAS FOOTBALL

MEET THE JAYHAWKS

Returnee Bios	36
Newcomer Bios	60

COACHES/STAFF

Head Coach Lance Leipold	66
Assistant Coaches	70
Football Staff	80
Mike Vollmar, Senior Associate AD for Football	83

2021 OPPONENTS

Opponents	85
Series Histories	88
All-Time Series History	89
2019-20 Bowl Schedule	90

2020 REVIEW

2020 Results/Stats	91
Team Game-by-Game Stats	92
Individual Game-by-Game Stats	96

RECORD BOOK

Rushing Records	108
Passing Records	112
Receiving Records	115

Total Offense Records	119
All-Purpose Records	120
Scoring Records	121
Place Kicking Records	122
Punting Records	123
Kick Return Records	124
Punt Return Records	125
Tackle Records	126
Interception Records	128
Team Per-Game Bests	128
Miscellaneous Team Records	130
Team Year-by-Year Totals	131

HISTORY

AP All-Americans	134
National Honors	136
All-Star Game Selections	137
All-Conference Honors	138
Academic All-Conference Honors	140
NCAA Rankings	142
Conference Leaders	143
NFL Jayhawks	144
KU in the NFL Draft	146
vs. AP Ranked Opponents	147
KU in the Polls	148
All-Time Bowl Summaries	149
Bowl Game Records	153
All-Time Lettermen	154
Capsule History	160
Year-by-Year Results	162
All-Time Coaching Records	172
Season Results	173
All-Time Assistant Coaches	175

2021 SCHEDULE

DATE	OPPONENT/TV
Sept. 3	South Dakota
Sept. 10	at Coastal Carolina
Sept. 18	Baylor*
Sept. 25	at Duke
Oct. 2	at Iowa State*
Oct. 16	Texas Tech (Homecoming)*
Oct. 23	Oklahoma*
Oct. 30	at Oklahoma State*
Nov. 6	Kansas State*
Nov. 13	at Texas*
Nov. 20	at TCU*
Nov. 27	West Virginia*

* Denotes Big 12 Conference game

2020 RESULTS

DATE	OPPONENT/TV	RESULT
Sept. 12	Coastal Carolina	L, 38-23
Sept. 26	at Baylor*	L, 47-14
Oct. 3	#17/19 Oklahoma State*	L, 47-7
Oct. 17	at West Virginia*	L, 38-17
Oct. 24	at #20/19 Kansas State*	L, 14-55
Oct. 31	#23/22 Iowa State*	L, 52-22
Nov. 7	at #19 Oklahoma*	L, 62-9
Nov. 28	TCU*	L, 59-23
Dec. 5	at Texas Tech*	L, 16-13

QUICK FACTS

K A N S A S F O O T B A L L



QUICK FACTS

Location	Lawrence, Kan.
School Founded	1866
Enrollment	27,619 (2020)
Nickname	Jayhawks
Colors	Crimson (Pantone 186) and Blue (Pantone 293)
Conference	Big 12 Conference
Chancellor	Douglas A. Girod (UC Davis, 1981; UC San Francisco, 1985)
Director of Athletics	Travis Goff (Kansas, 2002; Tulane, 2007)
Senior Associate A.D./Football Administration	Mike Vollmar
Ticket Office Phone	800/34-HAWKS (2957)

STADIUM INFORMATION

Stadium Name	Kivisto Field at David Booth Kansas Memorial Stadium
Year Opened	1921
Capacity	47,233
Surface	Field Turf (Installed 2009)

FOOTBALL INFORMATION

2020 Record	0-9 (0-8 Big 12)
First Year of Football	1890
All-Time Football Record	588-658-58
Conference Titles (Last)	6 (1968)
Bowl Appearances (Last)	12 (2008)
Bowl Record	6-6
2020 Lettermen (Returning/Lost)	43/22
2020 Starters (Returning/Lost)	13/9
Incoming Transfers	11

COACHING STAFF

Lance Leipold	Head Coach
Brian Borland	Defensive Coordinator
Andy Kotelnicki	Offensive Coordinator
Jake Schoonover	Special Teams Coordinator
Scott Fuchs	Assistant Coach - Offensive Line
Kwahn Drake	Assistant Coach - Defensive Line
Chevis Jackson	Assistant Coach - Cornerbacks
Emmett Jones	Assistant Coach - Wide Receivers
Chris Simpson	Assistant Coach - Linebackers
Jonathan Wallace	Assistant Coach - Running Backs
Jim Zebrowski	Assistant Coach - Quarterbacks
Travis Patridge	Quality Control - Offense
Thomas Wells	Quality Control - Defense
Stephen Matos	Senior Analyst - Offense
Kevin Wewers	Senior Analyst - Offense
Jordan Peterson	Senior Analyst - Defense
Brock Caraboa	Senior Analyst - Defense
Chris Woods	Senior Analyst - Defense
Luke Roth	Senior Analyst - Special Teams
Andrew Carter	Graduate Assistant
Bill Queisert	Graduate Assistant
Darrian Wilson	Graduate Assistant

SUPPORT STAFF

Rob Ianello	General Manager
Michael Painter	Director of Football Operations
Grant Murray	Director of Player Personnel
Scott Aligo	Director of Scouting
Tory Teykl	Director of Player Development
Greg Svarczkopf	Director of Recruiting
Darrell Stuckey II	Director of Football Relations
Tracey Dillon	Administrative Assistant, Head Coach
Emily Ellison	Admin. Assistant, Assistant Coaches
Trent Carter	Head Football Athletic Trainer
John Michel	Certified Athletic Trainer
Madison Beene	Certified Athletic Trainer
Travis Pepper	Certified Athletic Trainer
Blake Kuenzi	Associate Dir., Head Football Equip. Manager
Trevor Pueblo	Assistant Football Equipment Manager
Jason Ramirez	Facility Supervisor

ATHLETICS COMMUNICATIONS

CREDENTIALS

All credential requests can be made online at <https://kuathne.ws/KUFBCCred>. All credentials will be made available for pickup on game day at the entrance to the Mississippi Street Garage.

PHOTOGRAPHERS

Credentials for sideline photographers will be issued on the basis of circulation, with priority granted to agencies covering the participating schools on a regular basis.

PARKING

Media parking is located in the Mississippi Street Parking Garage just south of the Kansas Union on the southeast side of Memorial Stadium. The garage is approximately two blocks away from the stadium.

PRESSBOX AND GAMEDAY SERVICES

The Kivisto Field at David Booth Kansas Memorial Stadium pressbox is located on the west side of the stadium. Entrance is at the base of the elevator located just off of Maine Street. There is also a field-level media entrance at Gate 35. Level eight is reserved for the print media, home and visiting radio, home and visiting booths for coaches and athletics directors, along with game and scoreboard operations. Level nine serves as the photo deck and the location for television booths. Television monitors are also part of the fixtures in both home and visiting radio booths.

WIRELESS INTERNET

Complimentary access to wireless internet is available at Memorial Stadium and information about how to access it will be available in the pressbox.

TELEPHONES

Writers wanting phone lines at their seat locations should contact the KU Telecommunications Office at (785) 864-9300 regarding installation. For specific line location, please list Andy Eisch as the contact. Allow at least two weeks notice prior to the game.

WEEKLY NEWS CONFERENCE

Kansas head football coach Lance Leipold will conduct a weekly press conference each Tuesday during the season. The press conference will begin at 11:30 a.m. CT, and will be conducted via a Zoom and in-person hybrid. Vaccinated media members are welcome to attend the weekly press conference in person, and are required to wear masks at all times while inside Anderson Family Football Complex. Press conference information will be provided at least 24 hours in advance. Requested players will be made available in person at the Indoor Practice Facility on Wednesdays throughout the season at 11:30 a.m. Requests for student-athletes to be included should be sent to dberk@ku.edu and aeisch@ku.edu by 12 p.m., on Monday.

Offensive Coordinator Andy Kotelnicki and Defensive Coordinator Brian Borland will both be available on Thursdays throughout the season at 11:30 a.m., via zoom.

*Please note that for the first two weeks of the season, each availability will be moved up one day to accommodate the Friday games.

After the conclusion of games, Coach Leipold and requested players will be made available via Zoom. Press conference information will be sent prior to kickoff. Player requests should be submitted prior to the fourth quarter.

INTERVIEWS

Contact the communications office for all player or coach interview requests. To request players, media should contact Daniel Berk (dberk@ku.edu; 785-312-2159) or Andy Eisch (aeisch@ku.edu; 785-330-3698). Out-of-town media wishing to interview Kansas players should also contact the communications office with their requests.

Home and cell phone numbers for players will not be provided and players have been instructed not to accept calls from media without prior notice from the communications office. Please do not contact a player or coach without scheduling the interview through the communications office.

DIGITAL ASSETS

Head shots and selected video and audio elements will be made available throughout the season on the KU Athletics Media FTP: <https://kuathne.ws/KUMediaShare>.

*Please note that all formats and policies are subject to change throughout the season, depending on local and state guidelines on the COVID-19 pandemic.

MAILING ADDRESS

Kansas Athletics Communications:
1651 Naismith Drive
1400 Parrott
Lawrence, Kan. 66045

Phone: 785.864.3417

Fax: 785.864.7944

CREDITS

The 2021 University of Kansas football media guide was produced by the Kansas Communications office and printed by Sun-Graphics.

Editors:

Daniel Berk, Andy Eisch, Dan Beckler, Hunter Ristau, Sarah Pickel

Guide Layout and Design:

Andy Eisch

Cover Design:

Zach Kilgore

Photography:

Kansas Athletics Archive, LeAnn Meyer, Doug Stremel, Jason Dailey, Harland J Schuste, KU Student Housing, KU Marketing Communications, USA TODAY, Lawrence Convention and Visitor's Bureau, NFL Teams, Orange Bowl Committee.



DAN BECKLER

Senior Associate AD Strategic Communications and External Initiatives
dbeckler@ku.edu
785-864-1582



CHRIS THEISEN

Assistant Athletics Director - Communications (MBB, WGOLF)
theisen@ku.edu
785-864-3474



DANIEL BERK

Director of Football Communications (FB, MGOLF)
dberk@ku.edu
785-312-2159



ANDY EISCH

Assistant Communications Director & Digital Media Specialist (FB, MBB, T&F, XC)
aeisch@ku.edu
785-330-3698



BRIAN HANNI

Director of Broadcasting
bhanni@ku.edu

2021 NUMERICAL ROSTER

No.	Name	Pos.	Ht.	Wt.	Yr.	Hometown (High School/Previous School)	
0	Nate Betts	Linebacker	6'1"	225 lbs.	Super-Senior	Kerens, Texas	Kerens HS
0	Velton Gardner	Running Back	5'9"	199 lbs.	Junior	Dallas, Texas	Skyline HS
1	Kenny Logan Jr.	Safety	6'0"	205 lbs.	Junior	St. Augustine, Fla.	Menendez HS
2	Lawrence Arnold	Wide Receiver	6'3"	195 lbs.	RS-Freshman	DeSoto, Texas	DeSoto HS
2	Jacobee Bryant	Cornerback	6'0"	170 lbs.	Freshman	Evergreen, Ala.	Hillcrest HS
3	Miles Kendrick	Quarterback	5'10"	205 lbs.	RS-Senior	Morgan Hill, Calif.	Valley Christian HS
3	Ricky Thomas Jr.	Safety	5'10"	185 lbs.	Super-Senior	New Orleans, La.	Dutchtown HS
4	Johnquai Lewis	Safety	6'0"	185 lbs.	RS-Freshman	Hialeah, Fla.	Champagnat Catholic HS
4	Devin Neal	Running Back	5'11"	210 lbs.	Freshman	Lawrence, Kan.	Lawrence HS
5	OJ Burroughs	Safety	5'10"	175 lbs.	Freshman	Savannah, Ga.	IMG Academy (Fla.)
5	Majik Rector	Wide Receiver	5'9"	170 lbs.	Freshman	Dallas, Texas	Lancaster HS
6	Taiwan Berryhill	Linebacker	6'2"	235 lbs.	Sophomore	New Orleans, La.	St. Augustine HS
6	Jalon Daniels	Quarterback	6'0"	215 lbs.	Sophomore	Lawndale, Calif.	Lawndale HS
7	Takulve Williams	Linebacker	6'0"	210 lbs.	Senior	New Orleans, La.	St. Augustine HS
7	Trevor Wilson	Wide Receiver	5'11"	200 lbs.	RS-Sophomore	Tallahassee, Fla.	Amos P. Godby HS (Buffalo)
8	Kwamie Lassiter II	Wide Receiver	6'0"	185 lbs.	Super-Senior	Chandler, Ariz.	Hamilton HS
8	Edwin White-Schultz	Safety	6'0"	195 lbs.	Freshman	Mobile, Ala.	UMS-Wright Preparatory
9	Jeremy Webb	Cornerback	6'4"	205 lbs.	Super-Senior	East Mims, Fla.	Stevenson HS (Missouri State)
9	Conrad Hawley	Quarterback	6'5"	220 lbs.	Freshman	Raymore, Mo.	Raymore-Peculiar HS
10	Jayson Gilliom	Safety	6'2"	205 lbs.	Freshman	Suwanee, Ga.	North Gwinnett HS
10	Tristan Golightly	Wide Receiver	6'4"	220 lbs.	Sophomore	Mesquite, Texas	Poteet HS
11	Luke Grimm	Wide Receiver	6'0"	188 lbs.	Sophomore	Raymore, Mo.	Raymore-Peculiar HS
11	Eddie Wilson	Defensive Line	6'4"	315 lbs.	Senior	Jersey City, N.J.	Milford Academy (Buffalo)
12	Torry Locklin	Wide Receiver	6'2"	205 lbs.	RS-Sophomore	Rockdale, Texas	Rockdale HS
13	Ra'Mello Dotson	Cornerback	6'1"	180 lbs.	RS-Freshman	Daytona Beach, Fla.	Mainland HS
13	Jordan Preston	Quarterback	5'10"	190 lbs.	RS-Sophomore	Lawrence, Kan.	Mill Valley HS
14	Jordan Medley	Wide Receiver	6'2"	210 lbs.	RS-Freshman	Kannapolis, N.C.	A.L. Brown HS
14	Steven Parker	Defensive End	6'4"	240 lbs.	RS-Sophomore	Dallas, Texas	South Oak Cliff HS
15	Miles Fallin	Quarterback	6'6"	220 lbs.	RS-Senior	Canyon Country, Calif.	Canyon HS
15	Kyron Johnson	Defensive End	6'1"	235 lbs.	Super-Senior	Arlington, Texas	Lamar HS
16	Cam'ron Dabney	Cornerback	5'10"	180 lbs.	Freshman	Gainseville, Fla.	Cherokee Bluff HS
16	Ben Easters	Quarterback	6'3"	210 lbs.	Freshman	Brownsburg, Ind.	Brownsburg HS
17	Jason Bean	Quarterback	6'3"	189 lbs.	RS-Junior	Mansfield, Texas	Lake Ridge HS
17	DeVonte Wilson	Cornerback	6'3"	200 lbs.	Freshman	Quincy, Fla.	Robert F. Munroe HS
18	Jordan Brown	Wide Receiver	5'11"	180 lbs.	RS-Freshman	Grand Prairie, Texas	DeSoto HS
19	Steven McBride	Wide Receiver	6'0"	170 lbs.	Sophomore	Napoleonville, La.	East Ascension HS
19	Gavin Potter	Linebacker	6'2"	225 lbs.	Junior	Broken Arrow, Okla.	Broken Arrow HS
20	Donovan Gaines	Linebacker	5'10"	204 lbs.	RS-Freshman	Moore, Okla.	Southmoore HS
20	Daniel Hishaw Jr.	Running Back	5'10"	220 lbs.	Sophomore	Moore, Okla.	Moore HS
22	Rob Fiorentino	Running Back	5'10"	205 lbs.	Junior	Somerville, N.J.	Somerville HS
22	Duece Mayberry	Cornerback	6'0"	180 lbs.	Sophomore	Tulsa, Okla.	Owasso HS
23	Alonso Person	Linebacker	6'3"	230 lbs.	RS-Freshman	Harbor City, Calif.	Narbonne HS
23	Amauri Pesek-Hickson	Running Back	6'0"	230 lbs.	RS-Freshman	Omaha, Neb.	Blue Valley North HS
24	Malik Johnson	Running Back	5'9"	195 lbs.	RS-Freshman	The Woodlands, Texas	The Woodlands HS
24	Reis Vernon	Punter	6'2"	204 lbs.	Sophomore	Bixby, Okla.	Bixby HS
25	Gayflor Fiomo	Running Back	5'9"	210 lbs.	Senior	Fridley, Minn.	Totino Grace HS
26	Jack Codwell	Running Back	6'0"	222 lbs.	RS-Freshman	Pearland, Texas	IMG Academy
27	Kyler Pearson	Wide Receiver	5'8"	155 lbs.	RS-Freshman	Tulsa, Okla.	Union HS
28	Kwinton Lassiter	Cornerback	5'10"	185 lbs.	Junior	Lawrence, Kan.	Free State HS
29	Ben Miles	Fullback	6'1"	237 lbs.	RS-Senior	Baton Rouge, La.	Catholic HS
29	Jaden Robinson	Cornerback	6'0"	180 lbs.	Freshman	Grand Prairie, Texas	South Grand Prairie HS
30	Rich Miller	Linebacker	6'1"	225 lbs.	Junior	Detroit, Mich.	Martin Luther King HS (Buffalo)
31	Landon Nelson	Safety	5'11"	180 lbs.	Freshman	West Des Moines, Iowa	Valley HS
32	Dylan Downing	Defensive End	6'1"	245 lbs.	RS-Sophomore	Kansas City, Kan.	Bishop Miege HS
33	Spencer Roe	Fullback	6'3"	255 lbs.	RS-Junior	Lawrence, Kan.	Lawrence Free State HS
34	Owen Piepergerdes	Kicker	6'5"	235 lbs.	Freshman	Kansas City, Mo.	Rockhurst HS
35	Zion DeBose	Defensive End	6'1"	250 lbs.	RS-Senior	Salisbury, N.C.	North Rowan HS (Virginia Tech)
36	DeAndre Thomas Jr.	Running Back	5'8"	180 lbs.	Freshman	Blue Springs, Mo.	Blue Springs HS
37	Grayden Addison	Punter	5'11"	200 lbs.	Freshman	Noblesville, Ind.	Noblesville HS
37	Hayden Hatcher	Defensive End	6'3"	233 lbs.	Senior	Council Bluffs, Iowa	Lewis Central HS
38	James Wright	Linebacker	6'1"	205 lbs.	Freshman	Sumter, S.C.	Lakewood HS

No.	Name	Pos.	Ht.	Wt.	Yr.	Hometown (High School/Previous School)	
39	Cole Mondie	Linebacker	5'10"	205 lbs.	Freshman	Lawrence, Kan.	Lawrence HS
40	Trey Staley	Linebacker	6'2"	200 lbs.	Freshman	Snellville, Ga.	Brookwood HS
41	Nick Channel	Linebacker	6'0"	224 lbs.	RS-Junior	Wichita, Kan.	Kapaun Mt. Carmel HS
43	Jay Dineen	Linebacker	6'2"	230 lbs.	Senior	Lawrence, Kan.	Free State HS
44	Cornell Wheeler	Linebacker	6'0"	225 lbs.	RS-Freshman	West Bloomfield, Mich.	West Bloomfield HS (Michigan)
45	Trevor Kardell	Tight End	6'5"	245 lbs.	RS-Freshman	Lee's Summit, Mo.	Lee's Summit West HS
46	D'Marion Alexander	Defensive End	6'5"	230 lbs.	Freshman	China Spring, Texas	China Spring HS
47	Jared Casey	Fullback	6'0"	254 lbs.	RS-Freshman	Plainville, Kan.	Plainville HS
49	Krishawn Brown	Linebacker	6'1"	225 lbs.	RS-Freshman	Tulsa, Okla.	Booker T. Washington HS
49	Mack Moeller	Tight End	6'3"	215 lbs.	Freshman	Mission, Kan.	Bishop Miege HS
50	Mike Novitsky	Offensive Line	6'5"	296 lbs.	RS-Junior	Victor, N.Y.	Victor HS (Buffalo)
51	Emory Duggar	Long Snapper	6'2"	226 lbs.	RS-Freshman	Baton Rouge, La.	Catholic HS
52	D.J. Withers	Defensive End	6'4"	260 lbs.	Freshman	Little Rock, Ark.	Joe T. Robinson HS
53	Caleb Taylor	Defensive Line	6'2"	275 lbs.	RS-Freshman	Kansas City, Mo.	Staley HS
54	Michael Ford Jr.	Offensive Line	6'3"	295 lbs.	RS-Freshman	Homewood, Ill.	Homewood-Flossmoor HS
55	Armaj Reed-Adams	Offensive Line	6'5"	345 lbs.	Sophomore	DeSoto, Texas	DeSoto HS
56	Ronaldo Sigers	Offensive Line	6'4"	326 lbs.	RS-Freshman	Miramar, Fla.	Champagnat Catholic HS
57	Hank Kelly	Offensive Line	6'4"	295 lbs.	Freshman	Fayetteville, Ark.	Fayetteville HS
58	Larson Workman	Offensive Line	6'5"	275 lbs.	Freshman	Ganado, Texas	Ganado HS
60	Luke Hosford	Long Snapper	6'2"	225 lbs.	RS-Sophomore	Cuyahoga Falls, Ohio	Woodridge HS
61	Malik Clark	Offensive Line	6'4"	323 lbs.	Super-Senior	New Orleans, La.	Warren Easton HS
63	Jake Eisenhauer	Offensive Line	6'1"	300 lbs.	Freshman	Salina, Kan.	Salina Central HS
64	Colin Grunhard	Offensive Line	6'1"	295 lbs.	RS-Junior	Mission, Kan.	Bishop Miege HS (Notre Dame)
66	Danny Robinson	Offensive Line	6'5"	315 lbs.	RS-Freshman	Overland Park, Kan.	Blue Valley Northwest HS
67	Corey Robinson	Offensive Line	6'5"	285 lbs.	Freshman	Roswell, Ga.	Roswell HS
68	Earl Bostick Jr.	Offensive Line	6'6"	305 lbs.	RS-Senior	Barnwell, S.C.	Barnwell HS
69	Joe Krause	Offensive Line	6'3"	305 lbs.	RS-Freshman	Prairie Village, Kan.	Shawnee Mission East HS
70	Nick Williams	Offensive Line	6'8"	300 lbs.	Junior	Overland, Mo.	Ritenour HS
72	Adagio Lopeti	Offensive Line	6'4"	300 lbs.	Super-Senior	East Palo Alto, Calif.	Woodside HS
73	Jack Werner	Offensive Line	6'2"	299 lbs.	RS-Sophomore	Cedar Rapids, Iowa	Washington HS
74	De'Kedrick Sterns	Offensive Line	6'4"	295 lbs.	Freshman	Austin, Texas	Del Valle HS
75	Jackson Satterwhite	Offensive Line	6'5"	295 lbs.	RS-Freshman	Miami, Okla.	Miami HS
76	Chris Hughes	Offensive Line	6'4"	318 lbs.	Super-Senior	Harker Heights, Texas	Harker Heights HS
77	Bryce Cabeldue	Offensive Line	6'6"	295 lbs.	RS-Freshman	Clovis, N.M.	Clovis HS
78	Nicholas Martinez	Offensive Line	6'5"	310 lbs.	RS-Freshman	Anaheim, Calif.	Servite HS
79	Joseph Gilbertson	Offensive Line	6'4"	300 lbs.	RS-Senior	Wichita, Kan.	Wichita Northwest
80	Tabor Allen	Kicker	6'1"	190 lbs.	Sophomore	Mansfield, Texas	Mansfield Lakeridge HS
81	Tanaka Scott	Wide Receiver	6'4"	200 lbs.	Freshman	Mobile, Ala.	Murphy HS
82	Mason Brotherton	Tight End	6'4"	242 lbs.	Freshman	Mena, Ark.	Mena HS
83	Jacob Borcila	Kicker	6'2"	190 lbs.	RS-Sophomore	Westerville, Ohio	Westerville Central HS
83	Quentin Skinner	Wide Receiver	6'4"	183 lbs.	RS-Freshman	Claremore, Okla.	Claremore HS
84	Kevin Terry	Wide Receiver	6'1"	193 lbs.	Junior	Little Elm, Texas	Little Elm HS
85	Kelan Robinson	Wide Receiver	6'2"	200 lbs.	Freshman	Grand Prairie, Texas	South Grand Prairie HS
86	Mac Copeland	Tight End	6'4"	255 lbs.	RS-Junior	Wichita, Kan.	Wichita Collegiate HS
87	Will Huggins	Tight End	6'7"	245 lbs.	RS-Freshman	Lenexa, Kan.	Shawnee Mission South HS
88	Jamahl Horne	Wide Receiver	5'10"	196 lbs.	Junior	Miami, Fla.	Sunset HS
89	Mason Fairchild	Tight End	6'5"	255 lbs.	Junior	Andale, Kan.	Andale HS
90	Jereme Robinson	Defensive End	6'3"	260 lbs.	Sophomore	Montgomery, Ala.	Carver HS
91	Jelani Arnold	Defensive Line	6'2"	275 lbs.	Senior	Irving, Texas	MacArthur HS
92	Tommy Dunn Jr.	Defensive Line	6'3"	300 lbs.	Freshman	Garland, Texas	Naaman Forest HS
93	Sam Burt	Defensive Line	6'4"	295 lbs.	Super-Senior	Abilene, Kan.	Abilene HS
94	Kevin Orange Jr.	Defensive End	6'3"	240 lbs.	RS-Sophomore	Kansas City, Mo.	Oak Park HS
95	Ronald McGee	Defensive Line	6'3"	290 lbs.	Senior	Sumter, S.C.	Sumter HS (Buffalo)
96	Cole Petrus	Defensive End	6'4"	215 lbs.	Freshman	St. Louis, Mo.	Vianney HS
97	Kenean Caldwell	Defensive Line	6'2"	320 lbs.	Sophomore	Oak Grove, La.	Oak Grove HS
98	Caleb Sampson	Defensive Line	6'3"	292 lbs.	Senior	Saint Rose, La.	Northlake Christian HS
99	Malcolm Lee	Defensive End	6'5"	255 lbs.	Senior	Omaha, Neb.	Bellevue West HS



TRAVIS GOFF DIRECTOR OF ATHLETICS

Travis Goff, named a Next Up honoree by CollegeAD in 2018 and one of Sports Business Journal's "Power Players in College Sports" in 2019, was named Athletic Director at the University of Kansas by Chancellor Douglas Girod on April 5, 2021.

A Kansas graduate with deep roots in his home state, Goff, a seasoned college athletics administrator and program builder who prioritizes relationships with student-athletes, staff, alumni and fans, returns to his alma mater to lead the Jayhawk athletic department.

Goff arrives back at Kansas from Northwestern, where he has served as Deputy Athletic Director/Assistant Vice President for the Wildcats since 2012. Some of the department's notable accomplishments during his time as an administrative leader there include:

- More than \$400 million in new and renovated facilities
- Total fundraising of \$460 million to Athletics
- Transformation of sports programs through budget growth and a commitment to passionate, committed and high-character leaders as coaches
- Bolstering on-campus partnerships and exceptional engagement with alumni and fans
- Setting new milestones for success in the classroom, in the community and in competition

A Dodge City native who grew up in a family of Jayhawks, Goff got his start in college athletics at KU in the Williams Educational Fund as an undergraduate. Following his ascension to a fulltime role in the department, Goff was hired at Tulane, where he also received his Masters of Business Administration.

During his time in New Orleans, he was part of the team that rebuilt the athletics program following the devastating impact of Hurricane Katrina. His more than eight year tenure was highlighted by his role as Associate Athletic Director for External Affairs where he was responsible for leading the \$70 million athletics fundraising campaign to raise funds to develop an on-campus football stadium. He also held oversight of marketing, ticket sales and operations, sponsorships and communications, and served on the department's executive staff.

Following his successful stay at Tulane, Goff accepted the position of Deputy Athletic Director for Development at Northwestern. In 2016, he added Assistant Vice President to his title.

As part of his role at Northwestern, Goff has been responsible for unprecedented fundraising success as he led all Athletics & Recreation's development efforts. During his time in Evanston, \$460 million was raised to support the department. Throughout his tenure, annual fundraising efforts increased from an average of \$6-8 million per year to an average of more than \$60 million annually. The department set a university record, raising \$97 million in one year alone.

On top of the fundraising efforts he led for the Wildcats, Goff served as the sports administrator for the football, volleyball and baseball programs. He also served on the leadership team for the university's Alumni Relations and Development staff as an Assistant Vice President. That dual role required consistent engagement across the institution, and led to unmatched collaboration and efficiency with campus partners.

The Goff File

Position:	Director of Athletics
Hometown:	Dodge City, Kan.
Alma Mater:	Kansas, 2002; Tulane University, 2007
Wife:	Nancy
Children:	Ellie, Carly and Graham

Goff's leadership in record-setting fundraising created a dramatic transformation of Wildcats facilities during his tenure. In 2018, Northwestern unveiled a \$270 million project alongside Lake Michigan, including the 100,000 square-foot Ryan Fieldhouse, an indoor practice space that has supported the preparation of all 19 Wildcats varsity programs and hosted competition for lacrosse and soccer, and Walter Athletics Center, the new hub of the student-athlete experience including state-of-the-art developmental amenities for academic, sports medicine, athletic training, nutrition, professional development and sports performance support.

He also led the fundraising effort for the \$110 million renovation of Welsh-Ryan Arena, the competitive home of Wildcats men's and women's basketball, volleyball and wrestling. Alongside the arena, Northwestern opened the \$25 million Trienens Performance Center, a new dedicated basketball and volleyball practice facility, and indoor training center for baseball and softball.

Goff, who received his Kansas degree in journalism and sociology, is married to the former Nancy Kockott, a 2005 Tulane alumna (MBA 2008) and former tennis standout for the Green Wave. Together they have two daughters, Ellie and Carly, and a son, Graham.

What They're Saying About Goff:

"Kansas has made an exceptional hire in Travis Goff as its next Athletics Director. Travis is an extraordinary leader that was involved as a decision maker in all areas at Northwestern. He is a servant leader who will work tirelessly for all Jayhawk student-athletes, coaches, administrators, alumni, and fans. His vision, work ethic and high intellect will serve Kansas well. I wish Travis, Nancy and their amazing family all the best as they go home to embark on this new chapter." -- Jim Phillips, ACC Commissioner

"The University of Kansas is getting an outstanding leader in Travis Goff. His work, along with the efforts of the team he built from scratch upon arrival, has helped transform the daily lives of all Northwestern student-athletes now and for generations to come. The future for all Wildcats is brighter because of his decade of impact in Evanston, and we all are thrilled for his opportunity to return home and lead in Lawrence." -- Pat Fitzgerald, Head Football Coach, Northwestern

"When you grow up in Dodge City like Travis and I did, you get to know everyone. I have been fortunate to know Travis and his first-class family for more than 30 years, and it is so exciting to see him become the Athletics Director at Kansas. As both of us have evolved in college athletics, we have become great friends. I have always known this day would come for Travis at the right time and the right place. Travis has developed a sterling reputation in college athletics. He represents a new era in leadership as we modernize the collegiate model. The University of Kansas has hit a home run by hiring Travis as its new Athletics Director. I could not be more proud to call Travis a lifelong friend, and now fellow AD. Congratulations to Travis, his wife, Nancy, and their children, Ellie, Carly and Graham, on returning home to Kansas."

-- Ross Bjork, Athletics Director, Texas A&M





DOUGLAS A. GIROD
CHANCELLOR

Douglas A. Girod began as the 18th chancellor of the University of Kansas in July 2017. In his first two years as chancellor, he has emphasized KU's efforts to enhance the student experience, serve Kansas communities and grow the university's research infrastructure.

Before becoming chancellor, Dr. Girod served as executive vice chancellor at KU Medical Center, where he oversaw the educational, research, patient care and community engagement missions of the schools of Medicine, Nursing and Health Professions, with their total annual enrollment of more than 3,300 students; a workforce of more than 2,100 faculty and more than 4,000 staff; and research funding of nearly \$100 million.

A head-and-neck surgeon, Girod first joined the KU Medical Center faculty in 1994 and quickly rose through the academic ranks, becoming chair of the Otolaryngology department in 2002. In that role, he was instrumental to the University of Kansas Health System being named in the U.S. News & World Report "Best Hospitals" national rankings.

Chancellor Girod earned his bachelor's degree from the University of California at Davis and his medical degree from the University of California at San Francisco.

He served in the United States Navy Reserve from 1982 until 1997, rising to the rank of Lieutenant Commander and earning the Meritorious Service Medal.

Committed to caring for patients throughout the world, Girod has led or participated in a dozen international medical missions in places such as Uganda, Guatemala, Mali, the Philippines and Mexico.

Girod has also been active within the community, serving on the Board of the Kansas City Kansas Chamber of Commerce and the Mayor's Healthy Community Initiative. He also serves on the Board of Trustees for MRI Global and the Kansas Medical Society. He is on the steering committee for the regional civic community effort known as KC Rising to develop long term economic prosperity for the Kansas City region. He was recognized with a Regional Leadership Award in 2016 for his work with KC Rising.

Girod has served as president of the American Head and Neck Society, and vice president of the Triological Society, in addition to other national leadership roles. Of his numerous awards and honors, he is perhaps most proud of his 2006 Student Voice Award for Teaching on a Surgical Rotation, bestowed by students at the University of Kansas School of Medicine.

In his free time, Chancellor Girod enjoys spending time with his wife, Susan, and their three children, riding his motorcycle, attending Kansas Athletics events, serving as the advisor to the KU Car Club, and flyfishing.

The Girod File

Position:	Chancellor
Alma Mater:	UC Davis, 1981
Wife:	Susan



WHAT

WE

WHAT

WE

PLAY

PLAY

WHAT

FOR





THIS IS KANSAS FOOTBALL



Fall Saturdays at David Booth Kansas Memorial Stadium are a part of what makes college football special, with the celebration starting well before kickoff. From tailgating, to the spectacular Marching Jayhawks, the atmosphere at David Booth Kansas Memorial Stadium for each home contest makes Lawrence a popular destination for college football fans. Since opening in 1921, David Booth Kansas Memorial Stadium has been a special place and will provide a lively scene in 2021 under first-year head coach Lance Leipold.



GAMEDAYS

DAVID BOOTH KANSAS MEMORIAL STADIUM



100 YEARS

OF FOOTBALL

DAVID BOOTH KANSAS MEMORIAL STADIUM



Recognized as the first stadium built on a college campus west of the Mississippi River, David Booth Kansas Memorial Stadium is the seventh oldest collegiate stadium in the nation as Kansas prepares for its 101st season of football. Located at the north base of Mt. Oread at 11th and Maine streets in Lawrence, it has a capacity of 47,233.

NOTABLE DATES

1919

The University of Kansas initiates the Million Dollar Drive, designed as a fund-raising campaign to secure funds for the construction of a memorial honoring the KU students who died during World War I.

1920

Phog Allen, in his only season as football head coach, rallies his team from a 20-0 halftime deficit to a 20-20 tie against Nebraska. The following Monday, students and faculty gather to celebrate the comeback and more than \$200,000 is pledged over a three-day period to build a concrete stadium.

1921

In the first game in Kansas Memorial Stadium, KU defeated Kansas State, 21-7 in front of 5,160 fans on Oct. 3, 1921. When the stadium was completed, the east and west stands had a capacity of 22,000.

1962



1951



2017



1920 On Nov. 11, just prior to the KU-Nebraska game, Kansas Memorial Stadium was formally dedicated.

1925 The east and west sections were extended to the south. On Oct. 3, a record crowd of 20,640 watched Kansas defeat Oklahoma A&M, 31-3.

1927 Phog Allen's dream of a horseshoe-type stadium turns into reality as the north bowl is completed and the stadium capacity is increased to 35,000.

1963 The west stands are expanded 26 rows, raising the capacity to 44,900. Also added is a new press box.


1999 The completion of a two-year, \$26 million, renovation project which included extensive infrastructure repairs, new concourse with improved concession stands and restrooms, new home locker room, a new press box with 36 scholarship suites and expanded facilities for radio, television and print media and a new elevator. In addition, the 1999 season marked the debut of a new video board in the south end zone.

2014 The historic track surrounding the field at Kansas Memorial Stadium was removed with the completion of Rock Chalk Park and replaced with FieldTurf, making the surface safer for football student-athletes.

FOOTBALL INDOOR *PRACTICE FACILITY*


FACILITY INFO

- Approx. 90,000 square feet; full 120-yard field including end zones with additional 20 feet of runoff around entire playing surface.
- State-of-the-art indoor practice facility with air conditioning.
- On-site sports medicine facilities with direct access to the practice field.
- Football video editing suite with direct visual and physical access to the practice field.
- State-of-the art audio system.



ANDERSON FAMILY

FOOTBALL COMPLEX



JAYHAWKS

IN THE

entering the 2021-22 preseason



1



2



1. Hakeem Adeniji



2. Pooka Williams Jr.



3. Dorance Armstrong Jr.



4. Daniel Wise



5. Chris Harris Jr.



6. Bradley McDougald



7. Steven Sims Jr.



8. Azur Kamara



3



4



5



6



7



8

HALL OF FAME JAYHAWKS



1



2



3



4



5

PLAYERS

James Bausch (FB, 1929-30)
Anthony Collins (OL, 2005-07)
Nolan Cromwell (QB, 1973-76)

1. BOBBY DOUGLASS (QB, 1966-68)

2. RAY EVANS (RB, 1941-42, 46-47)

3. JOHN HADL (RB/QB, 1959-61)

Charles Hoag (RB, 1950-52)
David Jaynes (QB, 1971-73)
Tommy Johnson (QB, 1908-10)

4. BRUCE KALLMEYER (K, 1980-83)

Curtis McClinton (RB, 1959-61)
Mike McCormack (OT, 1948-50)
George Mrkoncic (OG/T, 1950-52)
Dean Nesmith (T, 1933-35)
John Outland (T, 1895)
Harold Patterson (E, 1952-53)
Willie Pless (LB, 1982-85)
Gil Reich (QB, 1952)
John Riggins (RB, 1968-70)

5. GALE SAYERS (RB, 1962-64)

Otto Schnellbacher (E, 1942, 46-47)
Oliver Spencer (OG/T, 1950-52)
Aqib Talib (CB, 2005-07)
John Zook (DE, 1966-68)

COACHES

6. DON FAMBROUGH (1971-74, 79-82)

Mark Mangino (2002-09)
Glen Mason (1988-96)
Jack Mitchell (1958-66)
Bud Moore (1975-78)
Pepper Rodgers (1967-70)
George Sauer (1946-47)

The Kansas Athletics Hall of Fame was established to formally recognize outstanding individuals and teams to preserve the heritage and tradition of the University's athletic program. The Hall of Fame is monitored by the Kansas Athletics Board.



6

A trio of former Kansas football standouts have been enshrined in the Professional Football Hall of Fame in Canton, Ohio.



MIKE MCCORMACK
Cleveland Browns
INDUCTED IN 1984



JOHN RIGGINS
Washington Redskins
INDUCTED IN 1992



GALE SAYERS
Chicago Bears
INDUCTED IN 1977

RING OF HONOR MEMBERS:

Gilbert Brown, Larry Brown, Anthony Collins, Nolan Cromwell, Bobby Douglass, Ray Evans, John Hadl, Chris Harris Jr., David Jaynes, Bruce Kallmeyer, Curtis McClinton, Mike McCormack, George Mrkonic, Willie Pless, Gil Reich, Gale Sayers, Otto Schnellbacher, Oliver Spencer, Darrell Stuckey, Aqib Talib, Todd Reesing, John Riggins, John Zook.

RING OF HONOR

The names of those players honored in football at the University of Kansas are displayed at the top north bowl of David Booth Kansas Memorial Stadium as a tribute to their careers. In addition, the three players who have had their jerseys retired – Ray Evans (42), John Hadl (21) and Gale Sayers (48) – are also listed with their respective numbers.



MEDIA EXPOSURE



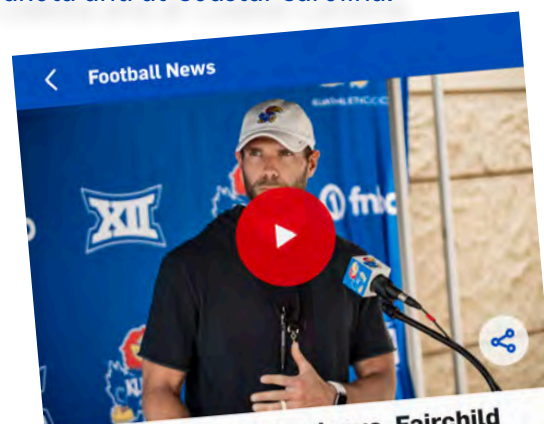
During the 2020 season, every Kansas game was broadcasted by either the ESPN family of networks, FOX family of networks or the Jayhawk IMG Television Network. Each season, all home games involving Big 12 teams will be televised on ABC, ESPN, FOX, FOX Sports 1, FOX Sports Network regional, FOX College Sports or an institutional network. Each institution is allowed to televise one game on a school network.

Looking into the 2021 season, Lance Leipold and the Jayhawks will be in the spotlight on primetime television on several occasions, including the season opener against non-conference opponents South Dakota and at Coastal Carolina.



May 05, 2021
Darrell Stuckey II: It's A New Day in Lawrence

It's a new day here at the University of Kansas. It has only been a few days since coach Leipold arrived, but you can already feel a difference. When he got here, one of the first things he said was: "They don't care how much you know until they know how much you care."



Kotelnicki, Gildersleeve, Fairchild Meet with Media After Practice Four

Aug 08, 2021

<< **JAYHAWKS EXTRA**, an exclusive feature of KU Athletics.com that gives Jayhawk fans an inside look at behind-the-scenes action of all of the Kansas Athletics teams, from feature stories to unique videos and photos that can't be seen anywhere else!

KANSAS JAYHAWKS APP >> the official mobile app of the Kansas Jayhawks offers a unique part of the Kansas gameday experience for KU athletic events. Subscribers can catch breaking team news, view updated statistics, access video-on-demand, watch live video streams as well access pregame previews and read game recaps.



May 03, 2021
Inside the First 72 Hours with Kansas Football Head Coach Lance Leipold

When Lance Leipold was preparing for life after college, he had two career paths he was interested in pursuing. He was either going to get into law enforcement with an eye on joining the Secret Service or stick with what he knew — football.



STRENGTH & CONDITIONING



SUMMER 2021 WEIGHT ROOM HIGHLIGHTS

244.7 lbs.

TOTAL FAT MASS LOST

30"

AVERAGE VERTICAL
LEAP PRE PROGRAM

1.61

AVERAGE 10 YARD
SPRING PRE PROGRAM

372.2 lbs.

TOTAL MUSCLE
MASS GAINED

32.0"

AVERAGE VERTICAL
LEAP POST PROGRAM

1.57

AVERAGE 10 YARD
SPRING POST PROGRAM

ACADEMIC

SUPPORT



ACADEMICS

The Student-Athlete Support Services staff focuses all collective resources in support of the academic, personal and interpersonal development of each individual it serves. As part of its commitment to the academic success of its athletes, Kansas Athletics completed a new academic complex in the summer of 2009. The facility features individual study rooms, a computer lab and offices for all Student-Athlete Support Services personnel.

KANSAS ATHLETICS TUTORING PROGRAM

- Tutoring is available to any student-athlete who needs academic assistance.
- Approximately 100 tutors work for Kansas Athletics, many of whom are instructors or teaching assistants at KU or retired educators. Some tutors are undergraduate students who have excelled in their respective subject areas.
- Kansas Athletics offers both individualized and small study group tutoring, based entirely upon the learning needs of each student-athlete.
- More than 1,500 tutoring sessions are scheduled each week.
- More than 300 student-athletes work with tutors each semester.

100+

**TUTORS HELPING
ORCHESTRATE MORE
THAN 1,500 TUTORING
SESSIONS PER WEEK**

27

**KANSAS FOOTBALL
PLAYERS WERE
HONORED FOR
THEIR ACADEMIC
ACHIEVEMENTS BY
THE BIG 12 IN 2020**

17

**KANSAS FOOTBALL
PLAYERS EARNED
ACADEMIC ALL-BIG 12
FIRST TEAM HONORS**

3.04

**TEAM GPA POSTED
DURING THE 2020
SPRING SEMESTER,
THE HIGHEST TEAM
GPA IN PROGRAM
HISTORY**

COMMUNITY SERVICE



266

HOURS DEDICATED TO
COMMUNITY SERVICE
DURING THE SUMMER OF
2021

**EVERY
PLAYER**

ON THE KANSAS
FOOTBALL ROSTER
PARTICIPATED IN
COMMUNITY SERVICE
INITIATIVE DURING
THE SUMMER OF 2021

ATHLETICS

FACILITIES



1



2



3



4



5



6



7



8



9

1. ALLEN FIELDHOUSE

Allen Fieldhouse is labeled by many as one of the best places in America to watch a college basketball game; Hosts approximately 35 home basketball games (men and women combined) each year; Largest basketball arena in the state of Kansas and the second largest in the Big 12 Conference

2. ANDERSON FAMILY FOOTBALL COMPLEX


The headquarters of Kansas football; Adjacent to David Booth Kansas Memorial Stadium, the two-level building includes offices, academic areas, a weight room, locker rooms, an audio-visual room, meeting rooms, a cardio room, a hydro-therapy room, a nutrition area and a display area; The stand-alone, 80,000 square-foot facility is the state-of-the-art centerpiece of a \$33 million project, which also includes two practice fields and additional parking

3. ANDERSON STRENGTH CENTER

State-of-the-art weight room that helps KU compete with other universities for top student-athletes; \$8 million, 42,000-square-foot complex



10



11



12



13



14



15

4. **ANSCHUTZ PAVILLION**

Indoor practice facility for many Jayhawk teams; 40,000-square-foot multi-purpose building; Renovated in August of 2011 and features a new turf surface

5. **ARROCHA BALLPARK AT ROCK CHALK PARK**

Home of Kansas softball; 2015 was the first season at the current location, Arrocha Ballpark was originally located south of Allen Fieldhouse, but the name transferred to honor the \$2 million gift by Cheryl Womack in November 2002

6. **THE JAYHAWK CLUB**

Formerly named Alvarado Country Club, The Jayhawk Club has recently undergone extensive construction and upgrades; As the "home" to the University of Kansas men's and women's golf programs, The Jayhawk Club houses the teams' practice facility featuring all the essentials in a climate-controlled learning environment, as well as exclusive outdoor practice areas with a variety of grasses to the prepare the Jayhawks for any playing surface

7. **HOGLUND BALLPARK**

Home of the Jayhawk baseball program; The entire field is covered in turf, with a different color and grade on the basepaths, at home plate and on the warning track

8. **HOREJSI FAMILY VOLLEYBALL ARENA**

Home of Kansas volleyball since 1999; One of five volleyball-only facilities in the Big 12 Conference, the HFAC also houses a locker

room and separate team room for pregame meetings and downtime between classes

9. **KU SOCCER COMPLEX AT ROCK CHALK PARK**

Home of Kansas soccer; Opened in October 2014, this dedicated facility features a berm surrounding the playing surface and seats over 2,300 fans; Hosted the 2014 NCAA Tournament First Round

10. **JAYHAWK TENNIS CENTER AT ROCK CHALK PARK**

The \$9 million, indoor-outdoor, state-of-the-art facility opened the winter of 2016-17; It features six indoor and six outdoor courts, multiple locker rooms, meeting spaces, coaches' offices, a team lounge, a training room and a multi-purpose room in which to watch film; Stadium seating available, both indoor and outdoor, for great fan viewing of every court; The outdoor courts have lights for evening matches and every court has its own scoreboard

11. **KIVISTO FIELD AT DAVID BOOTH KANSAS MEMORIAL STADIUM**

Recognized as the first stadium built on a college campus west of the Mississippi River, Memorial Stadium is the seventh-oldest collegiate stadium in the nation, as it opened in 1921; Located at the north base of Mt. Oread at 11th and Maine streets in Lawrence, it has a capacity of 50,071; In recent years, the stadium complex has been the focus of major renovations with more than \$30 million in improvements completed

12. **RIM ROCK FARM**

Located northwest of Lawrence; Has been the home of the Jayhawks since the 1974 season; Hosted the 2014 Big 12 Conference and 2015 NCAA Midwest Regional Cross Country Championships

13. **ROBINSON NATATORIUM**

Home of Kansas swimming and diving for more than 40 years; Current structure features a 25-meter, eight-lane competition pool, a 25-yard, six-lane pool and a diving well

14. **ROWING BOATHOUSE**

Home of Kansas rowing since 2009; Sits near the Kansas River in Lawrence's Burcham Park; 14,000-square-foot facility was dedicated on February 28, 2009

15. **KU TRACK COMPLEX AT ROCK CHALK PARK**

Home of Kansas track & field; 87th annual Kansas Relays was the first meet to be held at the facility in April 2014; Recognized by the International Association of Athletics Federations (IAAF) as the fifth Class I Certified track on United States soil and one of only 105 in the entire world; Hosted the NCAA West Preliminary in 2016, the 2017 Big 12 Championship and the 2017 USATF Junior Olympics, and is slated to host the 2020 NCAA West Preliminary

KANSAS

TRADITIONS






4

**“You come to KU
for the tradition,
and you leave a
part of it.”**

DANNY MANNING



5



6

1. THE NICKNAME: JAYHAWK

The University of Kansas is the home of the Jayhawk, a mythical bird with a fascinating history. Its origin is rooted in the historic struggles of Kansas settlers. The term “Jayhawk” was probably coined about 1848. Accounts of its use appeared from Illinois to Texas. The name combines two birds - the blue jay, a noisy, quarrelsome thing known to rob other nests, and the sparrow hawk, a stealthy hunter.

2. THE ALMA MATER

In 1891, professor George Barlow Penny searched for a school song for the Glee and Mandolin Club to sing on its tour through Kansas to Denver and back. No one responded with an original song in answer to his appeals. Just before departure, he thought of the Cornell song “Far Above Cayuga’s Waters.” Hastily changing a few words, he gave it to the glee club men to sing on the trip. He did not expect the song to be used after their return, but “Crimson and the Blue” still goes on. The music is not Cornell’s but an old English folk tune, “Annie Lisle.”

3. CAMPANILE HILL

Campanile Hill forms the picturesque backdrop for David Booth Kansas Memorial Stadium. On a sunny fall Saturday, the “Hill” is transformed into a congregating place for watching Jayhawk football, sunning and barbecuing. Potter Lake, just to the southwest of David Booth Kansas Memorial Stadium and at the bottom of Campanile Hill, adds to the beauty of the Kansas campus.

4. THE K RING

The K Ring symbolizes a uniquely shared experience between generations of varsity letterwinners at the University of Kansas. As a Jayhawk you are expected to uphold tradition and retain the characteristics of a champion while continuing to create your own legacy.

5. WAVING THE WHEAT

Since the early days of KU sports, it has been a ritual of Jayhawk fans to “wave the wheat” following every Kansas scoring drive in football. The tradition also extends to Allen Fieldhouse where fans “wave the wheat” when an opponent fouls out and at the conclusion of every Jayhawk victory. The ritual consists of fans waving their arms in the air, an activity which, when done by a large crowd, resembles a breezy Kansas wheat field.

6. THE ROCK CHALK CHANT

The Rock Chalk Chant has been the battle cry of KU fans for more than 80 years. This strange, traditional chant, which is among the most famous of all college cheers, was started by E.H.S. Bailey, a professor of chemistry. On May 21, 1886, Bailey submitted the cheer to his club.

THE UNIVERSITY OF KANSAS



The University of Kansas is a premier research institution with a mission to educate leaders, build healthy communities and make discoveries that change the world. The university has more than 40 nationally ranked academic programs and is home to major centers overseeing research in life span issues, the humanities, the environment, biodiversity, and polar ice sheets. KU also has nationally designated cancer and Alzheimer's centers and the state's only schools of medicine and pharmacy, which are vital to training healthcare providers for the state's underserved communities. In addition to making discoveries that change the world, KU research grows the Kansas economy. Last year, KU conducted \$230 million in externally funded research, which is new money that flows into Kansas as a result of our research. There more than 38 active startup companies based on KU technologies, and nearly a dozen out-of-state companies have relocated to Kansas to partner with KU researchers since 2010.



13

PRESTIGIOUS ACADEMIC
SCHOOLS

400+

DEGREE AND CERTIFICATE
PROGRAMS

AAU

RESEARCH UNIVERSITY - ONE OF
65 TOP RESEARCH UNIVERSITIES
IN NORTH AMERICA

350,000+

ALUMNI WORLDWIDE

CAMPUS

LIVING



1. APARTMENT LIVING

KU student-athletes have the opportunity to live in fully furnished on-campus apartments. All apartments are conveniently located near Allen Fieldhouse, the DeBruce Center and Wagnon Student-Athlete Center.

2. STOUFFER PLACE APARTMENTS

This complex opened in June 2018 and features all private bedrooms and private bathrooms. Each fully furnished apartment also contains a dishwasher and washer-dryer. Residents may also take advantage of the on-site fitness room, recreation room, and outdoor barbeque grills.



3

3. MCCARTHY HALL APARTMENTS

This apartment complex features two-bedroom, two-bath apartments, and four-bedroom, two-bath apartments. Additionally, residents may play basketball on the half-court basketball court, enjoy movies in the media room, and take advantage of study rooms, a lounge on each floor, and a rooftop patio with fireplace.

4. JAYHAWKER TOWER APARTMENTS

All apartments in the Jayhawker Towers are two-bedroom and are shared by two residents. Residents have their own kitchen and may use the free laundry facilities that are available.

5. DEBRUCE CENTER

Jayhawk student-athletes have the luxury to dine at the DeBruce Center, located adjacent to Allen Fieldhouse. The DeBruce Center features a wide variety of food options and also houses the training table for KU student-athletes, which serves breakfast and dinner.

APARTMENT AMENITIES

- All utilities included: laundry, water, sewer, trash, electricity, internet, cable, heating, air conditioning, and transportation.
- 100 percent wireless internet and in-room data connections.
- Billed by semester; financial aid applied directly
- Access to study lounges and computer print stations.
- Secure access and KU Housing staff availability 24/7.
- Fully furnished, including bed, dresser, desk, chair, and living room furniture.
- Year-round occupancy with contract adjustment for study abroad, internships, or graduation.
- Optional dining plans.
- Greater privacy and independence.



4



5

LAWRENCE

of KANSAS CITY



DOWNTOWN

Less than a mile from campus, downtown Lawrence provides a uniquely historic yet modern setting with world-class restaurants, dynamic arts and energetic nightlife.

MUSIC

Take a short walk on downtown's main thoroughfare, Massachusetts Street, and you'll be in the midst of what *The New York Times* called "the most vital music scene between Chicago and Denver."

SHOPPING

Iowa Street and 31st Street: Big box stores like Best Buy, Target, Walmart and others can all be found at this intersection in southwest Lawrence. Downtown: Trendy fashion, vintage bookstores and completely unique record stores.

DINING

Steaks, seafood, Mexican, Greek, Italian, Spanish, Chinese, sushi, gourmet burgers, fish & chips, Thai, barbecue, vegetarian — you name it — Lawrence has it!

OUTDOORS

The outdoor aquatic center downtown, Clinton State Park to the west and South Park on the east side provide a wide variety of opportunities for outdoor activities.



CULTURE

Citing the Nelson Atkins, Kemper, and Nerman art museums as proof, Kansas City was selected by Travel & Leisure magazine as the fourth-most cultured city in America in April 2015.

TECHNOLOGY

Thanks to a \$15 million investment in infrastructure, Kansas City is set to become the largest “Smart City” in North America. The “Smart City” network is expected to use a public Wi-Fi system that would also be available to residents and visitors for free.

ARTS & ENTERTAINMENT

Opened in 2007, the \$276 million T-Mobile arena is located in Kansas City’s Power & Light District, a nine block entertainment district with shopping, restaurants, a movie theatre and arts venues.

CUISINE

Famous for a dish called “Burnt Ends” many agree that Kansas City is home to the best barbeque in the world. KC original Joe’s Kansas City was named the “manliest restaurant” in America by Men’s Health magazine (November 2012).

SHOPPING

The Country Club Plaza is Kansas City’s outdoor, upscale shopping district. Over 180 shops and dozens of restaurants ranging from five-star to laidback reside amidst the Spanish-inspired architecture.

SPORTS

The metro area is home to the 2020 Super Bowl Kansas City Chiefs, Sporting KC, FC Kansas City and the 2015 World Series Champion Kansas City Royals.

A person with long dreadlocks is seen from the back, wearing a blue and white horizontally striped short-sleeved shirt. The shirt has the word 'LASSITER' printed in red across the upper back and a large, stylized red 'Q' below it. The background is dark and textured.

LASSITER

MEET THE JAYHAWKS

MEET THE JAYHAWKS

2021 KANSAS FOOTBALL ROSTER: RETURNERS



#55

ARMAJ ADAMS-REED

Offensive Line | 6-5 | 345 | 1L | Sophomore
DeSoto, Texas | DeSoto HS

2020 (Fr.): Played in the team's last five games of the season, starting three of those contests ... **at Kansas State:** Saw his first playing time as a Jayhawk at K-State in the Dillons Sunflower Showdown ... **Iowa State:** Made his first-career start against Iowa State, at right guard ... **at Oklahoma:** Played in his third-straight game on the offensive line ... **TCU:** One of six true freshmen who started on offense for the Jayhawks against the Horned Frogs ... He manned the RG position ... **at Texas Tech:** Rounded out the season with another start at RG, his third of the season, and played in five of the Jayhawks' nine games overall.

High School: Three star recruit out of DeSoto HS, as labeled by Rivals.com, 247 Sports and ESPN ... Coached by Claude Mathis at DeSoto, where he helped the Eagles to a 9-3 record in 2019 ... Ranked the No. 25 recruit in the state of Texas according to MaxPreps ... The Dallas Morning News listed him among the top-100 players in the Lone Star State, coming in at No. 72 ... Played at Mesquite Horn prior to his senior season at DeSoto ... Competed in shot put and discus for Mesquite Horn's track & field team as a sophomore in 2018.

Personal: Son of Crystal Reed and Lyonel Adams ... Plans to major in engineering ... Drew interest from North Texas, New Mexico State, Southern Miss, Illinois State and more.



#80


TABOR ALLEN

Kicker | 6-1 | 190 | 1L | Sophomore
Mansfield, Texas | Mansfield Lakeridge HS

2020 (Fr.): Saw playing time for the Jayhawks in their last six games of the season ... Accumulated 943 yards on 18 kickoffs, good for an average of 52.4 yards ... Had six touchbacks on those 18 kickoffs. **at West Virginia:** Made his debut as a Jayhawk in Morgantown ... Kicked off four times for a total of 232 yards, good for an average of 58.0 yards with one touchback against the Mountaineers ... **at Kansas State:** Totaled 169 yards on three kickoffs, good for a 56.3 yard average on the day in Manhattan ... **Iowa State:** Totaled 105 yards on three kickoffs versus Iowa State, a 35.0-yard average on the day ... **at Oklahoma:** Kicked off one time in Norman, which went for 40 yards, in making his fourth appearance of the season ... **TCU:** Accumulated 204 yards on four kickoffs, good for an average of 51.0 yards per kick on the day ... **at Texas Tech:** Averaged 64.3 yards per kickoff by totaling 193 yards on three kicks.

High School: Letterwinner in football and soccer at Mansfield Lakeridge High School, where he played under head coach Kirk Thor ... Team was district champions in 2018 ... He connected on 8-of-11 field goals while notching 42 touchbacks on kickoffs in 2020 ... Was named District 7-6A special teams MVP in 2020 ... Also named to Academy All-District all four years and was selected as Academy All-State in 2020 ... Was named honorable mention All-District in soccer from 2016-18, and academic All-District from 2017-19.

Personal: Son of David and Jennifer Allen ... Has one sibling, Caleb ... Plans to major in finance.



#2

LAWRENCE ARNOLD

Wide Receiver | 6-3 | 195 | RS | R-Freshman
DeSoto, Texas | DeSoto HS

2020 (Fr.): Played in the first four games of the season, earning a start at Baylor ... Caught six passes for a total of 45 yards, good for an average of 7.5 yards per catch. **Coastal Carolina:** Made his Kansas debut in the Jayhawks' season opener ... Caught two passes for 18 yards against the Chanticleers ... **at Baylor:** Started his first-career game at wide receiver against the Bears ... Had one catch for seven yards ... **Oklahoma State:** Accumulated 20 yards against OSU on three receptions with a long catch of 11 yards ... **at West Virginia:** Saw playing time against the Mountaineers, but did not record any stats.

High School: Rated as a three star recruit by Rivals.com, 247 Sports and ESPN ... The No. 43 prospect out of the Lone Star State, according to the Dallas Morning News ... Ranked as the No. 81 recruit in the state of Texas according to Rivals ... Projected to be a Power-5 starter according to 247Sports.com ... Among the top-100 high school recruits in the state of Texas, according to the Waco Tribune-Herald ... In his senior season he recorded 53 receptions with 877 receiving yards, with 15 receiving touchdowns ... Earned first-team all-district honors as a junior ... Earned first-team all-district selection as a sophomore.

Personal: Son of Olinda Bates-Cain and Keenan Cain ... Plans to major in business management ... Chose Kansas over offers from Southern Miss, Cal, Northwestern, Kansas State and others.

Lawrence Arnold Career Stats

RECEIVING	g	rec	yards	td	long	rec/g	avg/c	avg/g
2020	4	6	45	0	13	1.5	7.5	11.2
TOTAL	4	6	45	0	13	1.5	7.5	11.2

ALL PURPOSE	g	rush	rcv	pr	kr	ir	total	avg/g
2020	4	0	45	0	0	0	45	11.2
TOTAL	4	0	45	0	0	0	45	11.2



#91

JELANI ARNOLD

Defensive Line | 6-2 | 275 | 2L | R-Senior
Irving, Texas | MacArthur HS

Career Honors: **2020:** Academic All-Big 12 Football First Team. **2019:** Academic All-Big 12 Second Team; Big 12 Commissioner's Honor Roll and Athletic Director's Honor Roll (spring). **2017:** Big 12 Commissioner's Honor Roll and Athletic Director's Honor Roll (fall).

2020 (R Jr.): Played in five games for the Jayhawks on the defensive line ... Did not record any stats on the season. **at Baylor:** Made his first appearance of the season against the Bears in Waco but did not record any stats ... **Oklahoma State:** Played against the Cowboys but did not record any stats ... **at West Virginia:** Saw playing time in Morgantown, but did not record any stats against the Mountaineers ... **at Kansas State:** Did not have stats in his playing time against the Wildcats in Manhattan ... **Iowa State:** Made his sixth outing of the season against the Cyclones.

2019 (R So.): **Indiana State:** Saw playing time in the season opener ... Had one tackle ... **Coastal Carolina:** Did not record any stats in his playing time vs. the Chanticleers ... **at Boston College:** Played in his third-straight game of the season for the Jayhawks, but did not record any statistics ... **West Virginia:** Saw playing time in the Jayhawks' Big 12-season opener, but did not record any stats ... **at TCU:** Tied his career high for tackles with one against the Horned Frogs ... **Oklahoma:** Did not record any stats in his playing time vs. the No. 6/4-ranked Sooners ... Played in the last five games of the season (Texas Tech, Kansas State, at Oklahoma State, at Iowa State and Baylor) for the Jayhawks, but did not record any statistics.

2018 (R Fr.): Did not see any game action.

2017 (Fr.): Redshirted his first season at Kansas.

High School: Earned three letters in football at MacArthur HS under head coach Ronny Mullins ... Led MacArthur with 98 tackles, 6.0 sacks and three forced fumbles as a senior ... Named MacArthur's MVP on defense in 2014, 2015 and 2016 ... Also lettered in track & field ... Earned track & field MVP honors in 2016 and 2017.

Personal: Son of Me'cha and Kenzie Arnold ... Has one older brother, Gyasi Gibson ... Majoring in sports management ... Earned Magna Cum Laude honors all four years of high school.



TAIWAN BERRYHILL

Linebacker | 6-2 | 235 | 1L | Sophomore
New Orleans, Louisiana | St. Augustine HS

#6

2020 (Fr.): Played in the final five games of the season with one start at Texas Tech ... Collected five total tackles in his playing time, three of the solo variety and two assisted. **at Kansas State:** Made his Jayhawk debut in Manhattan during the Dillons Sunflower Showdown ... **Iowa State:** Recorded his first-career tackle (a solo) against the Cyclones ... **at Oklahoma:** Played in his third-straight game against the Sooners, assisting on one tackle ... **TCU:** Set career highs in both solo tackles and total tackles with two ... **at Texas Tech:** Earned his first start of the season in Lubbock, at the LB position ... One of 11 true freshmen who have now started a game throughout the season for KU ... Assisted on one tackle before having to leave the game early due to injury.

High School: Rated as a three star recruit by Rivals.com, 247 Sports and ESPN ... Ranked as the No. 39 recruit in the state of Louisiana, according to Rivals ... Played under head coach Kenneth Dorsey Jr., at St. Augustine HS ... Started at linebacker as a junior for St. Augustine HS, where he recorded 40 total tackles with three sacks and four tackles-for-loss ... Helped St. Augustine into the second round of the Division I playoffs in 2018.

Personal: Son of Maria Andrade and Taiwan Berryhill ... Plans to major in business ... Chose Kansas over offers from Arkansas, Colorado State, Indiana and Tennessee, among others.

Taiwan Berryhill Career Stats

TACKLES	g	ua	a	total	tfl	pd	ff	fr	blk	qbh
2020	5	3	2	5	0.0-0	0	0	0	0	0
TOTAL	5	3	2	5	0.0-0	0	0	0	0	0



NATE BETTS

Linebacker | 6-1 | 225 | 2L | Super-Senior
Kerens, Texas | Kerens HS

#0

2020 (RSr.): Played in all nine of the Jayhawks' games, earning a starting spot in the lineup on six occasions ... Totaled 25 tackles on the season (17 solo and eight assisted) ... Forced a fumble and also recovered a fumble, which he returned 45 yards. **Coastal Carolina:** Saw action at HAWK in KU's season opener but did not record any stats ... **at Baylor:** Recorded his first stats of the season against the Bears with two total tackles (one solo, one assisted) ... **Oklahoma State:** Collected six tackles (four solo, two assisted) against OSU, setting a new KU-career best ... **at West Virginia:** Started his second-consecutive game for the Jayhawks in Morgantown ... Made two solo tackles from the HAWK position ... **at Kansas State:** Made his fifth appearance of the season against the Wildcats without recording any statistics on the day ... **Iowa State:** Earned his third start of the season, this time at nickelback, against the Cyclones ... Did not record any stats in his sixth overall appearance on the season for KU ... **at Oklahoma:** Set season and career highs in tackles against the Sooners with eight (three solo) ... His previous high came against Oklahoma State earlier this season, when he tallied six tackles ... **TCU:** Registered a solo tackle against the Horned Frogs ... **at Texas Tech:** A starter for KU on defense for the sixth time this season, while playing in all nine games ... Toward the top of the leaderboard in tackles with six solos for the game ... In the second quarter, he forced the first fumble of his career, while redshirt freshman Marcus Harris fell on the ball ... In the third quarter, freshman Karon Prunty forced his first fumble of his career, which Betts scooped up and returned for a gain of 45 yards ... The recovery was also Betts' first of his career.

2019 (RJR.): Indiana State: Saw playing time in the season opener ... Recorded one tackle ... **Coastal Carolina:** Saw playing time vs. the Chanticleers, but did not register any stats ... **at Boston College:** Made two total tackles (one solo, one assisted) against the Eagles, setting a new career high during his time at Kansas ... **West Virginia:** Tied his Kansas career high in tackles with two against the Mountaineers.

2018 (Jr.): Redshirted his first season at Kansas.

2016-17 (Fr.-So. at Blinn CC): Saw action in 10 games as a sophomore in 2017 ... Finished the season with 60 total tackles, including 33 solo stops ... Had 3.0 sacks ... Played in nine games as a freshman in 2016 ... Totaled 16 tackles ... Recorded two TFLs ... Caught one interception.

High School: Played for Russell Anderson and Terrell Harris at Kerens High School ... All-state quarterback who helped KHS to the first round of playoffs ... Also lettered in basketball and track.

Personal: Son of Tammy Thomas and Nathaniel Betts Sr. ... Siblings are Tinesha Tolliver, Shavonda Thomas, Quaylon Bivins, David Williams, Daedrian Tolliver, Quadre Duncan and Zachary Duncan ... Earned a spot on the honor roll at KHS ... Majoring in liberal arts and sciences.

Nate Betts Career Stats

ALL PURPOSE	g	rush	rcv	pr	kr	ir	total	avg/g
2018	0	0	0	0	0	0	0	0.0
2019	4	0	0	0	0	0	0	0.0
2020	9	0	0	0	0	0	0	0.0
TOTAL	13	0	0	0	0	0	0	0.0

TACKLES	g	ua	a	total	tfl	pd	ff	fr	blk	qbh
2018	0	0	0	0	0.0-0	0	0	0	0	0
2019	4	4	1	5	0.0-0	0	0	0	0	0
2020	9	17	8	25	0.0-0	0	1	1	0	0
TOTAL	13	21	9	30	0.0-0	0	1	1	0	0



JACOB BORCILA

Kicker | 6-2 | 190 | 1L | R-Sophomore
Westerville, Ohio | Westerville Central HS

#83

Career Honors: 2020: Academic All-Big 12 Football Second Team.

2020 (So.): Connected on six of his nine field goal attempts on the season, good for 66.7% ... His long make of the season was from 48 yards out ... Kicked off for the Jayhawks once during the season, which was good for 21 yards. **Coastal Carolina:** Kicked twice against Coastal Carolina, connecting on his first-career field goal and setting a new career long of 47 yards, as time expired to end the first half ... Missed the other attempt on the day ... **at Baylor:** Saw playing time against the Bears in Waco but did not record any stats ... **Oklahoma State:** Played against the Cowboys but did not record any stats ... **at West Virginia:** Connected on a 41-yard field goal attempt in the first quarter, which gave the Jayhawks an early 3-0 lead over the Mountaineers ... **at Kansas State:** Attempted a 40-yard field goal in the first quarter against the Wildcats, but was unable to convert ... **at Oklahoma:** Made a 32-yard field goal to end the first half of play in Norman, making the score 3-31 in favor of the Sooners ... The successful attempt tied his career high of FG made in a game, set on three previous occasions, most recently at West Virginia (10-17-20) ... **TCU:** Kicked a new career-long field goal when he made a 48-yarder with 4:25 left in the fourth quarter ... His previous long was 47, set against Coastal Carolina earlier this season ... **at Texas Tech:** One of three team captains for KU in Lubbock ... Connected on 2-of-2 FGs in the game; one in the second quarter from 42 yards out and the other in the third quarter, good for 29 yards.

2019 (Fr.): Coastal Carolina: Made his Jayhawk debut ... Was unable to convert on his lone field goal attempt of the day from 40 yards as time was winding down in the second quarter of play ... **at Boston College:** Kicked off one time for the Jayhawks, which went 40 yards ... **West Virginia:** Had one kickoff against the Mountaineers that went a distance of 13 yards ... **Oklahoma:** Saw playing time against the Sooners, but did not record any statistics.



EARL BOSTICK JR.

Offensive Line | 6-6 | 305 | 4L | R-Senior
Barnwell, South Carolina | Barnwell HS

#68

Career Honors: 2020: Academic All-Big 12 Football Second Team. 2018: Academic All-Big 12 Rookie Team. 2017: Big 12 Commissioner's Honor Roll and Athletic Director's Honor Roll (fall).

2020 (RJR.): In the starting lineup for the Jayhawks in seven of the nine games in which he played ... Made one solo tackle on the season ... Also recovered a fumble. **Coastal Carolina:** Started the season opener at right tackle for the Jayhawks ... Made a single solo tackle against the Chanticleers ... **at Baylor:** Again started at right tackle in Waco ... **Oklahoma State:** In the starting lineup at right tackle for KU against the OSU Cowboys ... **at West Virginia:** Saw playing time in Morgantown ... **at Kansas State:** Took to the field against the Wildcats in Manhattan without recording any stats ... **Iowa State:** Started at right tackle against the Cyclones ... Has now seen playing time in each of the team's first six games of the season ... **at Oklahoma:** Recovered a fumble forced by Luke Grimm after a Jalon Daniels' pass was picked off by the Sooners in the first quarter of play in Norman ... **TCU:** Saw playing time against the Horned Frogs without recording any stats ... **at Texas Tech:** Starter at LT for the Jayhawks in Lubbock, his sixth starting nod of the season, while having played in all nine contests.

2019 (Jr.): Kansas State: Made his first appearance of the season against the Wildcats and

recorded one solo tackle on the day ... **at Oklahoma State:** Played in his second-straight game of the season, but did not record any stats ... **at Iowa State:** Played for the third time this season in Ames ... Has yet to record any statistics on the season ... **Baylor:** Made his fourth appearance of the season, but did not record any stats on the day.

2018 (So.): Saw action on special teams in eight games ... Appeared on the offensive line against Oklahoma State.

2017 (Fr.): Played in 10 games, starting four at tight end ... Picked up starts against Iowa State, Texas, Oklahoma and Oklahoma State ... Scored his first-career touchdown at Texas ... Caught one pass for eight yards against the Longhorns ... Also recorded one tackle at Iowa State.

High School: Played for head coach Dwayne Garrick at Barnwell HS ... Helped lead BHS to a 12-2 overall mark in 2016, including an appearance in the South Carolina Class 2A state semifinals ... Earned all-area selection honors as a defensive lineman as a senior ... Picked up all-region accolades as a tight end as both a junior and senior ... Selected to play in the 2017 Border Bowl featuring top players from South Carolina against Georgia, where he played defensive end and had seven tackles, three tackles-for-loss and three quarterback hurries ... Finished his senior campaign with 80 tackles and 17.0 tackles-for-loss ... Caught seven passes for 247 yards and four touchdowns on offense.

Personal: Son of Evelyn Bostick ... Chose Kansas over Appalachian State ... Majoring in pre-business.



#18

JORDAN BROWN

Wide Receiver | 5-11 | 188 | RS | R-Freshman
Grand Prairie, Texas | DeSoto, Texas

2020 (Fr.): Saw action in two games (OSU and ISU) in his first season as a Jayhawk ... Caught one catch for four yards. **Oklahoma State:** Made his KU debut against OSU, playing against the Cowboys without recording any stats ... **Iowa State:** Made his first-career collegiate catch against the Cyclones, good for a gain of four yards.

High School: Played football at DeSoto high school under head coach Claude Mathis, where he played on the same team as KU teammate, Lawrence Arnold ... The Eagles won the 6A State Championship in 2016 ... Was named second-team all-district selection both as a slot receiver and return man.

Personal: Son of Ireshia Brown ... Has three siblings ... Plans to major in Sports Management.



#49

KRISHAWN BROWN

Linebacker | 6-1 | 225 | RS | R-Freshman
Tulsa, Oklahoma | Booker T. Washington HS

High School: Rated as a three star recruit by Rivals.com, 247 Sports and ESPN ... Ranked as the No. 11 recruit in the state of Oklahoma according to Rivals and No. 58 in his position in the country ... Started as a linebacker for Booker T. Washington HS under head coach Brad Calip ... In the 2018 season he recorded 119 tackles with 93 solo and 14 sacks, which helped Booker T. reach the class 6A state semifinals.

Personal: Son of Kris Brown and Shea Green ... Has four siblings: one sister Journee, and three brothers, Khamani, Rjaa and Rhazjon ... Plans to major in physical therapy ... Chose Kansas over offers from Oklahoma State, Texas State, Memphis and others.



#93

SAM BURT

Defensive End | 6-4 | 295 | 4L | Super-Senior
Abilene, Kansas | Abilene HS

Career Honors: **2020:** Academic All-Big 12 Football First Team; Campbell Trophy Semifinalist. **2019:** Perfect 4.0 GPA (spring); Big 12 Commissioner's Honor Roll and Athletic Director's Honor Roll (spring). **2018:** Academic All-Big 12 Rookie Team; Big 12 Commissioner's Honor Roll and Athletic Director's Honor Roll (spring). **2017:** Big 12 Commissioner's Honor Roll and Athletic Director's Honor Roll (fall).

2020 (Sr.): Played in all nine games of the season and was in the starting lineup for seven of those contests ... Totaled 15 tackles for the year (11 solo and four assisted) ... Also registered 0.5 TFL. **Coastal Carolina:** A captain for the Jayhawks' season opener ... Started at defensive end and made two tackles (one solo, one assisted) against the Chanticleers ... **at Baylor:** Started his second-straight game, this time at defensive tackle ... Tied his career high with four tackles (three solo, one assisted) ... **Oklahoma State:** Against OSU, made a pair of solo stops against the Cowboys after starting his third-straight game for KU ... **at West Virginia:** Started his fourth-straight game against the Mountaineers ... Made two total tackles (one solo and one assisted) on the afternoon ... **at Kansas State:** Credited with 0.5 tackle-for-loss in the third quarter, marking his first TFL of the season ... Also assisted on a tackle ... **Iowa State:** Has played in each of the team's first six games of the season, earning starting nods in four of those contests ... Recorded two solo tackles against the Cyclones ... **at Oklahoma:** Added a solo tackle to his stats in Norman, bringing his season total to 14 ... **TCU:** Registered a solo tackle against the Horned Frogs ... **at Texas Tech:** Starter at DT for KU in Lubbock, his seventh start of the season, while seeing playing time in all nine games.

2019 (Jr.): **Indiana State:** Started at defensive end in the season opener ... Added four tackles ... **West Virginia:** Returned to the field for the Jayhawks in their season-conference opener, where he totaled two tackles ... **at TCU:** Recorded his first tackle-for-loss (of two yards) against the Horned Frogs ... Registered two tackles on the day ... **Oklahoma:** Saw playing time against the Sooners, but did not record any statistics ... **at Texas:** Played in Austin against the nationally ranked Longhorns, but did not record any stats ... **Texas Tech:** Registered two solo tackles against the Red Raiders in the Jayhawks' Homecoming victory, 37-34 ... **Kansas State:** Tallied two total tackles (one solo, one assisted) for the second-straight game against the in-state rival Wildcats ... **at Oklahoma State:** Contributed one solo tackle to the Jayhawks' defensive effort in Stillwater ... **at Iowa State:** Made one solo tackle against the Cyclones in Ames ... **Baylor:** Recorded a solo tackle against the Bears in the Jayhawks' season finale.

2018 (So.): Played 12 games on special teams ... Saw action on the defensive line in five games.

2017 (Fr.): Played in all 12 games on special teams ... Did not record any statistics.

High School: Recorded varsity letters all four of his high school football seasons at Abilene (Kan.) High School ... Was a three-year starter for head coach Steve Simpson ... Helped the Cowboys to three-consecutive North Central Kansas League (NCKL) championships and a regional title in 2015 ... Turned in 65 tackles, seven sacks and four pass breakups his senior season ... Earned Kansas class 4A All-State honors as a defensive end in 2015 and an offensive lineman in 2016 ... Named All-NCKL on both sides of the ball as a defensive end and offensive lineman in 2016 ... As a junior, totaled 73 tackles, four sacks and a pass breakup ... Also lettered in powerlifting, track and wrestling ... Member of the honor roll, National Honor Society and German Honor Society ... Also earned four letters in band and jazz band.

Personal: Son of Timothy and Sharon Burt ... Has two siblings, Molly and Emily ... Majoring in environmental science.

Sam Burt Career Stats

TACKLES	g	ua	a	total	tfl	pd	ff	fr	blk	qbh
2017	10	0	0	0	0.0-0	0	0	0	0	0
2018	12	0	0	0	0.0-0	0	0	0	0	0
2019	10	12	3	15	1.0-2	0	0	0	0	0
2020	9	11	4	15	0.5-1	0	0	0	0	0
TOTAL	41	23	7	30	1.5-3	0	0	0	0	0



#77

BRYCE CABELDUE

Offensive Line | 6-6 | 295 | RS | R-Freshman
Clovis, New Mexico | Clovis HS

2020 (Fr.): Played in four of the Jayhawks' last five games of the season ... Earned starts in the final two games, vs. TCU and at Texas Tech ... **at Kansas State:** Saw his first playing time as a Jayhawk in the Dillons Sunflower Showdown ... **at Oklahoma:** Made his second appearance in the Crimson and the Blue in Norman; did not record any stats on the afternoon ... **TCU:** One of six true freshmen to start on offense for KU against the Horned Frogs ... His first-career start came at the RT position ... **at Texas Tech:** Earned his second-consecutive start of the season at RT in Lubbock, which was his fourth appearance for the Jayhawks this fall ... Did not register any statistics on the day.

High School: Coached by head coach Cal Fullerton at Clovis HS ... Helped lead the Wildcats to the district championship in 2019 ... Earned All-State First Team honors on offense as a senior ... Also named All-State Second Team on defense ... Picked up All-District First Team honors in 2019 ... Named the Golden Helmet Award winner as a senior ... Picked up Most Improved Player honors for Clovis HS in 2018 ... Also lettered in basketball and baseball ... Helped lead the Wildcats to the 2019 district tournament basketball title as a junior, on his way to honorable mention all-district honors ... Earned all-district honors in baseball as a junior.

Personal: Son of Brendi and Tyler Cabeldue ... Has one sister, Kaci, and two brothers, Cole and Roddy ... Plans to major in business.



#97

KENEAN CALDWELL

Defensive Line | 6-2 | 320 | 1L | Sophomore

Oak Grove, Louisiana | Oak Grove HS

2020 (Fr.): Played in six of KU's nine games as a true freshman on the defensive line. **Coastal Carolina:** Made his collegiate debut against the Chanticleers in the Jayhawks' season opener but did not record any stats ... **at Baylor:** Saw playing time against the Bears in Waco but did not record any stats ... **Oklahoma State:** Played against the Cowboys but did not record any stats ... **at West Virginia:** Did not record any statistics while on the field for the Jayhawks in Morgantown ... **at Kansas State:** Took to the field for the fifth-straight game of the season without collecting any stats on the afternoon ... **at Oklahoma:** Played against the Sooners in Norman but did not record any stats.

High School: Rated a three star recruit by Rivals and 247 Sports ... 247 Sports had him ranked as the No. 37 recruit in the state of Louisiana ... Was selected to play in the 2019 Louisiana Gridiron football All Star Game ... Helped Oak Grove to win the 2019 1A Louisiana state championship ... Was an honorable mention All-State and first team All-District selection as a sophomore in 2017.

Personal: Son of Kewanda Caldwell and Kendell Brown ... Plans to major in sports management ... Chose Kansas over offers from Oregon, TCU, Colorado, Texas A&M, Mississippi State and more.



#47


JARED CASEY

Fullback | 6-0 | 254 | RS | R-Freshman

Plainville, Kansas | Plainville HS

High School: Was an 11-time letterwinner at Plainville high school between football, basketball and track & field ... Played under head coach Grant Stephenson for the Cardinals football team ... Named first team All Conference all four years in football ... Had over 2,000 yards rushing during two seasons at running back, while adding nine interceptions, 425 tackles and 30 total touchdowns over his career ... Was named First Team All-State for three years, while being a nominee for player of the year during two of those seasons ... In basketball, team was Sub-State Champions twice, while he scored over 1,500 career points ... Was named first team All-Conference for three years, first team All-State for three years and player of the year nominee for two years in basketball ... Was named to the All-Conference team and All-State team in track & field for two years.

Personal: Son of Jerry and Karen Casey ... Has six siblings, Jessica, Justin, Amanda, Andrew, Brianna and Amy ... Plans to major in Sports Management.



#41

NICK CHANNEL

Linebacker | 6-0 | 224 | 1L | R-Junior

Wichita, Kansas | Kapaun Mt. Carmel HS

Career Honors: **2020:** Academic All-Big 12 Football First Team. **2019:** Perfect 4.0 GPA (spring); Big 12 Commissioner's Honor Roll and Athletic Director's Honor Roll (spring).

2020 (RSO.): Played in all nine of the Jayhawks' games this season, making four starts on the year ... Fifth on the team in total tackles with 30 (20 solos, 10 assisted) ... Recorded 2.5 TFL and 22 yards as well as 2.0 sacks for a loss of 21 yards ... Also had one pass breakup on defense. **Coastal Carolina:** Saw playing time against the Chanticleers in the Jayhawks' season opener but did not record any stats ... **at Baylor:** Again on the field for KU against the Bears in Waco without recording any stats ... **Oklahoma State:** Made his first start as a Jayhawk at the linebacker position against OSU ... Had a career day against the Cowboys, registering eight tackles (six solo, two assisted), 1.0 sack for a loss of nine yards and 1.5 tackles-for-loss (10 yards), all of which were new highs ... **at West Virginia:** Contributed four tackles against the Mountaineers, two each of the solo and assisted varieties ... **at Kansas State:** Did not have stats in his playing time against the Wildcats in Manhattan ... **Iowa State:** One of three KU starting linebackers against the Cyclones ... With eight total tackles (four each of the solo and assisted varieties), led the Jayhawks' defensive effort on the afternoon and tied his career high, previously set vs. OSU ... **at Oklahoma:** In the starting lineup at LB for the third time this season ... Collected three tackles (two solo, one assisted) against the Sooners ... **TCU:** Earned

his fourth start of the season against the Horned Frogs, making two solo tackles against them on the day ... **at Texas Tech:** Played in his ninth game of the season in Lubbock ... Made five total tackles (four solo, one assisted) against the Red Raiders, in addition to breaking up a pass ... Also recorded his second-career sack, taking down Texas Tech quarterback Alan Bowman for a loss of 12.

2019 (Rfr.): Did not see action.

2018 (Fr.): Redshirted first season with the Jayhawks.

High School: Earned four letters at Kapaun Mt. Carmel HS playing for head coach Dan Adelhardt ... Set the KMCHS regular-season rushing record with 1,305 yards in nine games in 2017 ... Named First Team All-Wichita running back and second team All-Wichita at linebacker as a senior by the *Wichita Eagle* ... Also picked up all-state and all-metro honors as a running back in 2017 ... Tabbed a Second Team All-Wichita running back and safety by the *Wichita Eagle* in 2016 ... Earned Honorable Mention All-Wichita honors as a freshman and sophomore ... Also picked up four letters in track & field at KMCHS.

Personal: Son of Angie and David Channel ... Has two sisters, Lily and Clare ... Comes from a very athletic family as his father, David, competed in track & field at both KU and Wichita State; while his mom, Angie, played softball at Wichita State ... His sister, Lily, plays softball at Johnson County Community College and two cousins, Dylan and Dana Channel, played basketball at Washburn University ... Majoring in pre-exercise science and plans to pursue a career as an orthopedic surgeon.

Nick Channel Career Stats

TACKLES	g	ua	a	total	tfl	pd	ff	fr	blk	qhb
2019	0	0	0	0	0.0-0	0	0	0	0	0
2020	9	20	10	30	2.5-22	1	0	0	0	0
TOTAL	9	20	10	30	2.5-22	1	0	0	0	0

SACKS	g	ua	a	total	yards
2019	0	0	0	0.0	0
2020	9	2	0	2.0	21
TOTAL	9	2	0	2.0	21



#61

MALIK CLARK

Offensive Line | 6-4 | 323 | 4L | Super-Senior

New Orleans, Louisiana | Warren Easton HS

Career Honors: Preseason All-Big 12 Fourth Team (Athlon).

2020 (RSr.): Started all nine of the Jayhawks' games of the season ... For his KU career, a starter in 30 of the 34 games in which he played. **Coastal Carolina:** Started the season-opener against Coastal Carolina at left tackle ... **at Baylor:** Made his second-straight start of the season in Waco ... **Oklahoma State:** Earned his third-consecutive start at left tackle against the Cowboys ... **at West Virginia:** Again in the starting lineup for the Jayhawks in Morgantown ... Has now started all four of KU's games this season ... **at Kansas State:** Started the Dillons Sunflower Showdown in Manhattan at left tackle for the Jayhawks ... **Iowa State:** Started his sixth-straight game of the season against the Cyclones ... **Oklahoma:** Earned another start in Norman, increasing his career starts to 28 out of the 32 games he has played in for the Jayhawks ... **TCU:** The Jayhawks' starting left tackle against the Horned Frogs, his eighth-straight start of the season ... **at Texas Tech:** KU's LG starter for each of the team's nine games this fall ... Did not record any stats on the day.

2019 (Rjr.): **Indiana State:** Started at left guard against the Sycamores ... **Coastal Carolina:** Again started at left guard for the Jayhawks' offensive line vs. the Chanticleers ... **at Boston College:** Made his third-consecutive start for the Jayhawks on the season ... **West Virginia:** Earned his fourth start of the 2019 season, manning the left guard position ... **at TCU:** Started at left guard for the fifth time this season against the Horned Frogs ... **Oklahoma:** Made his sixth-consecutive start of the season for the Jayhawks at left guard ... **at Texas:** Again started at left guard for the Jayhawks' offensive line vs. the Longhorns ... Earned four more starts in the past four games (at Iowa State, at Oklahoma State, Kansas State and Texas Tech) for the Jayhawks, making him 11/11 this season ... Has yet to record any statistics this year ... **Baylor:** Saw playing time against the Bears, but did not record any statistics and did not start for the Jayhawks for the first time this season.

2018 (RSO.): Played and started in 11 games ... **at Central Michigan:** Made his first-career start ... Paved the way for running back Pooka Williams Jr.'s 125-yard, two-touchdown rushing performance ... **Rutgers:** Helped lead the KU rushing attack to 405 total yards ... **at Texas Tech:** Helped back up senior quarterback Peyton Bender to 221 yards passing at Texas Tech ... **TCU:** Helped lead running back Pooka Williams Jr. to 102 yards receiving against TCU ... **at Oklahoma:** Led Pooka Williams Jr. to 252 yards rushing on the night at Oklahoma.

2017 (So.): Redshirted his second season at Kansas.

2016 (Fr.): Saw action in KU's season-opening win over Rhode Island and at Memphis.

High School: Played under current KU running backs coach Tony Hull at Warren Easton HS ... Helped Warren Easton earn the District 9-4A championship and a state semifinal appearance where the Eagles fell to eventual Class 4A State champion Neville ... Chose Kansas over offers from Mississippi State, Missouri, Arkansas State and Tulane.

Personal: Son of Arretta Campbell and Cedric Clark ... Majoring in communication studies with a sociology minor.



JACK CODWELL

Running Back | 6-0 | 222 | RS | R-Freshman
Pearland, Texas | IMG Academy

#26

2020 (Fr.): Saw playing time in one game as a true freshman. **Oklahoma State:** Made his KU debut as he saw playing time against the Cowboys ... Did not record any stats.

High School: Played under head coach Kevin Wright at IMG Academy in Bradenton, Florida ... Team was the No. 1 team in Florida and No. 5 nationally ... Rushed for over 800 yards in his senior season, compiling nine touchdowns.

Personal: Son of John and Wendy Codwell ... Has two siblings, Reid and Austin ... Major is undecided.



MAC COPELAND

Tight End | 6-4 | 255 | 2L | R-Junior
Wichita, Kansas | Wichita Collegiate HS

#86

Career Honors: **2020:** Academic All-Big 12 Football First Team. **2019:** Big 12 Commissioner's Honor Roll and Athletic Director's Honor Roll (spring).

2020 (RSo.): Played in each of KU's last four games of the season. **Iowa State:** Made his first appearance of the season against the Cyclones ... Did not record any stats ... **at Oklahoma:** Played in his second-straight game in Norman ... **TCU:** Saw playing time against the Horned Frogs without recording any stats on the afternoon ... **at Texas Tech:** Played in Lubbock against the Red Raiders, his fourth-straight game seeing action for the Jayhawks.

2019 (RFr.): **Indiana State:** Saw playing time but did not record any stats ... **Coastal Carolina:** Saw playing time vs. the Chanticleers ... Did not record any statistics ... **at Boston College:** Played in his third-straight game for the Jayhawks this season ... **West Virginia:** Took to the field against the Mountaineers in the team's Big 12 Conference season-opener, but did not record any stats ... **at TCU:** Saw playing time but did not record any stats ... **Oklahoma:** Made his sixth-straight appearance of the season for the Jayhawks ... Did not record any statistics on the day vs. the Sooners ... **at Texas:** Took to the field against the Longhorns in Austin, but did not record any stats.

2018 (Fr.): Redshirted his first season at Kansas.

High School: Earned four letters playing for head coach Mike Gehrre at Wichita Collegiate HS ... Helped lead Collegiate to a Kansas Class 3A state runner-up finish in 2015 ... During his time with the Spartans, WCHS was a one-time sub-state champion, three-time district champion, three-time regional champion and a one-time league champion ... Earned all-league honors in 2015, 2016 and 2017 ... Picked up all-state honors for three-straight years (2015-17) ... Named to the *Wichita Eagle* All-Metro Team in 2017 ... A four-year member of the WCHS honor roll.

Personal: Son of Kelli and David Copeland ... Has two brothers, Mitch and Myles ... Mitch currently plays football at K-State and Myles was on the Wildcat roster from 2012-15 ... Majoring in pre-business.



JALON DANIELS

Quarterback | 6-0 | 215 | 1L | Sophomore
Lawndale, California | Lawndale HS

#6

2020 (Fr.): The true freshman played in seven of KU's nine games in 2020, earning starts at QB in six ... Completed 76-of-152 pass attempts, good for 718 yards through the air with one throwing touchdown and a 50.0% completion rate ... Rushed for three TDs throughout the season to be the team's leader in rushing attempts with 73 carries and rushing TDs with his three ... On special teams, punted once during the season, which went for 34 yards. **Coastal Carolina:** Made his debut as a Jayhawk in the season-opening game ... Completed 1-of-2 pass attempts for a total of 13 yards ... **at Baylor:** In his first-career start at quarterback, completed a career-high 19-of-33 passes for 159 yards ... On the first drive of his collegiate career, led the Jayhawks down the field on an eight-play, 79-yard drive that resulted in a Pooka Williams Jr. touchdown ... **Oklahoma State:** Made his second-career start at quarterback vs. the Cowboys ... Completed 3-of-5 passes for two yards ... **at Kansas State:** Started his third-career game in Manhattan, throwing for a career-high 207 yards on 22-of-39 passing ... Scored the first touchdown of his Kansas career with an eight-yard rush in the second quarter ... The touchdown was the fifth of the season for the Jayhawks ... Also rushed for a career-high 27 yards on 17 carries ... Recorded the first punt of his career in the third quarter, picking up 34 yards ... **Iowa State:** The freshman quarterback's 36-yard pass to Luke Grimm in the second quarter was the longest passing play of the season and the fifth-longest play of the season for the Kansas offense ... His 13-yard rush in the third quarter was a career high, topping his 11-yard run vs. Baylor ... Made his first start as an 18-year old; his previous three starts were when he was still just 17 years of age ... **at Oklahoma:** Completed 11-of-31 passes to his receivers at Oklahoma for a total of 115 yards on the afternoon ... **TCU:** One of six true freshmen to start on offense for the Jayhawks, he at QB ... His 48-yard touchdown pass in the first quarter to Kwamie Lassiter II was the first of his career and KU's longest passing play of 2020.

High School: Labeled a three star recruit by ESPN and 247 Sports ... Played under head coach Travis Clark at Lawndale HS in Lawndale, California ... As a junior, he completed 136-of-237 passes for 2,351 yards and 26 touchdowns, while also rushing for 940 yards and 10 touchdowns on 96 attempts ... Helped Lawndale to a 14-2 record in 2018.

Personal: Son of Starkey and Tyrone Daniels ... Plans to major in computer engineering ... Chose Kansas over offers from Middle Tennessee, Army, Louisiana-Lafayette, Air Force and more.

Jalon Daniels Career Stats

RUSHING	g	att	yards	td	long	avg/c	avg/g
2020	7	73	20	3	13	0.3	2.9
TOTAL	7	73	20	3	13	0.3	2.9

PASSING	g	cmp-att-int	yards	td	long	pct	avg/p	avg/g	effc
2020	7	76-152-4	718	1	48	50.0	4.7	102.6	86.6
TOTAL	7	76-152-4	718	1	48	50.0	4.7	102.6	86.6

TOTAL OFFENSE	g	rush	pass	total	avg/g
2020	7	20	718	738	105.4
TOTAL	7	20	718	738	105.4

SCORING	g	td	rush	rcv	ret	pat	2pat	fg	total	avg/g
2020	7	3	3	0	0	0	0	0	18	2.6
TOTAL	7	3	3	0	0	0	0	0	18	2.6

ALL PURPOSE	g	rush	rcv	pr	kr	ir	total	avg/g
2020	7	20	0	0	0	0	20	2.9
TOTAL	7	20	0	0	0	0	20	2.9

PUNTING	g	no.	yards	long	avg
2020	7	1	34	34	34.0
TOTAL	7	1	34	34	34.0

#43

**JAY DINEEN**Linebacker | 6-2 | 230 | 3L | R-Senior
Lawrence, Kansas | Free State HS

Career Honors: 2017: Big 12 Commissioner's Honor Roll and Athletic Director's Honor Roll (fall).

2020 (Jr.): Played in six of KU's nine games this fall ... Recorded nine total tackles in those six games (six solo, three assisted) ... Tallied 2.0 TFL for three yards ... Also broke up two passes against the Jayhawks' opponents. **Coastal Carolina:** Registered two solo tackles in the Jayhawks' season opener, including 1.0 TFL for one yard ... **at Baylor:** Recorded four tackles and another TFL against the Bears ... **Oklahoma State:** Made three tackles (two solo, one assisted) against the Cowboys ... **at Kansas State:** Did not have stats in his playing time against the Wildcats in Manhattan ... **Iowa State:** Recorded his first pass breakup of the season and his KU career, against the Cyclones ... Has now seen playing time in five of the Jayhawks' first six games of the season ... **at Oklahoma:** Recorded his second PBU of the season against the Sooners ... Has seen playing time in six of seven games.

2019 (So.): Indiana State: Recorded two tackles in the season opener ... **Coastal Carolina:** Made one tackle vs. the Chanticleers ... **at Boston College:** Made four total tackles in Chestnut Hill (three solo, one assisted) as well as one tackle-for-loss, of three yards, vs. the Eagles ... **West Virginia:** Compiled three tackles against the Mountaineers on the day ... **at TCU:** Matched his career best in tackles with four against the Horned Frogs (two solo, two assisted) ... **Oklahoma:** Made one solo tackle against the Sooners ... **at Texas:** Tallied his first sack of the season, and his KU career, against the Longhorns ... His 1.0 TFL resulted in loss of four yards for UT ... Also made three solo tackles on the night ... **Texas Tech:** Assisted on one tackle in KU's 37-34 Homecoming victory over the Red Raiders ... **Kansas State:** Made three total defensive stops against the Wildcats, two solo and one assisted tackles ... **at Oklahoma State:** One of the Jayhawks' defensive leaders in Stillwater against the nationally ranked Cowboys, where he set a new season and career high with six tackles (four solo, two assisted) ... Ended the afternoon with 2.5 total TFLs for a loss of five yards, another season and career best ... **at Iowa State:** Set a new season and career high with 10 tackles (six of the solo variety), surpassing his previous bests of six tackles, set at Oklahoma State in last week's game (Nov. 16) ... **Baylor:** Played in his 12th game of the season against the Bears, but did not record any stats.

2018 (Rfr.): Saw action on special teams in eight games ... **TCU:** Recorded first-career tackle.

2017 (Fr.): Redshirted his first season at Kansas.

High School: Earned a two-star rating from 247sports.com ... Completed a decorated prep career for Free State HS head coach Bob Lisher in 2016 ... Helped the Firebirds to a 2016 Sunflower League championship ... Etched his name as the school's single-season leading tackler with 80 unassisted stops and 22 tackles-for-loss ... Also broke up seven passes and ripped loose four fumbles ... Named Kansas Class 6A First Team All-State as a linebacker ... Earned All-Simone Team honors as an offensive lineman ... Helped the Firebirds to three-straight district championships ... Also lettered in basketball.

Personal: Son of Joe and Jodi Dineen ... Has three brothers: Joe, Jax and Jet ... Comes from a long line of Jayhawks as his brother, Joe, was a starting linebacker in 2015-16, 18-19 ... Both of his parents are KU grads and his mother, Jodi Oelschlager, was a volleyball letterwinner (1986-89) ... Grandfather, Ron Oelschlager, played running back at KU (1962-64) ... Great-grandfather, J. Roy Holliday, played basketball at KU under legendary coach Phog Allen (1936-37) ... Majoring in psychology.

#13

**RA'MELLO DOTSON**Cornerback | 6-1 | 180 | RS | R-Freshman
Daytona Beach, Florida | Mainland HS

2020 (Fr.): Saw playing time in a third of the team's nine games as a true freshman ... Tallied a pair of tackles on defense in those three games, one each of the solo and assisted variety. **Oklahoma State:** Made his Jayhawk debut and registered a solo tackle against the Cowboys for the first stat of his collegiate career ... **at Kansas State:** Saw playing time in the Dillons Sunflower Showdown without recording any statistics ... **at Oklahoma:** Assisted on a tackle against the Sooners to bring his total tackles on the season to two.

High School: Rated a three star prospect by ESPN ... Coached by head coach Scott Wilson at Mainland HS ... Collected 46 total tackles and five interceptions as a senior ... Registered 110 return yards on his five picks ... Also tallied five pass breakups in 2019.

Personal: Son of Chenette Lord and Meiko Dotson ... Brother, Meiko Dotson Jr., played at Garden City CC and is currently on the team at Florida Atlantic where he led the FBS in interceptions in 2019 with nine... Undecided on a major.

#32

**DYLAN DOWNING**Linebacker | 6-1 | 245 | RS | R-Sophomore
Kansas City, Missouri | Bishop Miege HS

High School: Played for Bishop Miege High School ... Helped lead the team to four straight state championships starting all four years ... Received Bobby Bell Award given to the top lineman/linebacker in small class football in the Kansas City metro area ... Recorded 131 total tackles his senior year of high school ... Junior year registered 142 tackles, three forced fumbles, one sack, and two interceptions ... Sophomore year also recorded over 100 tackles with a total of 102 ... Also punted, averaging 45.7 yards per punt as a junior.

#89

**MASON FAIRCHILD**Tight End | 6-5 | 255 | 2L | Junior
Andale, Kansas | Andale HS

Career Highlights: 2020: Academic All-Big 12 Football First Team.

2020 (So.): A starter for KU's offense in six of the nine games in which he played ... Caught five passes for a total of 57 yards, good for an average of 11.4 yards per reception ... His long catch of the year was 27 yards while his average receptions per game was 6.3 for the season. **Coastal Carolina:** Played in the Jayhawks' season-opener, but did not record any statistics ... **at Baylor:** Made his first start of the season at tight end against the Baylor Bears, did not record any stats ... **Oklahoma State:** Played against the Cowboys but did not record any stats ... **at West Virginia:** Kansas' starting tight end in Morgantown, his second starting assignment of the season ... Did not record any stats ... **at Kansas State:** One of three Jayhawk captains for the annual Dillons Sunflower Showdown ... Made his first catch of the season in the second quarter for 27 yards, the longest reception of his career ... His previous long of 23 yards came in 2019 ... Set a career high in catches with two and yards with 38 ... His previous best of one reception was made twice in 2019, most recently at TCU ... **Iowa State:** Started at fullback for the Jayhawks against ISU ... His three receptions on the day set a new career high and totaled 19 yards of offense ... **at Oklahoma:** One of three team captains against the Sooners ... Earned his fifth start of the season in Norman, this time at wide receiver ... Has played in all seven games this season ... **TCU:** One of KU's four captains for the game ... Started his sixth game of the season (TE) and has seen playing time for the Jayhawks in all eight of their contests ... **at Texas Tech:** The starter at tight end for KU in Lubbock, his seventh start of the season, while having seen playing time in all nine games ... Did not record any statistics on the day.

2019 (Fr.): Saw action in all 12 of KU's games this year ... **Indiana State:** Saw playing time but did not record any stats ... **Coastal Carolina:** Made his first Jayhawk start at tight end vs. the Chanticleers ... **at Boston College:** Caught one pass for nine yards from quarterback Carter Stanley, the first reception of his collegiate career ... **West Virginia:** Saw playing time against the Mountaineers, but did not record any statistics in the game ... **at TCU:** His one reception against the Horned Frogs tied his career best ... The 23-yard catch was the longest of his young career at KU ... **Oklahoma:** Earned his second start of the season at tight end against the Sooners ... Did not record any stats on the day ... **at Texas:** Saw playing time in Austin, but did not record any stats ... Did not have any statistics vs. Texas Tech, Kansas State, at Oklahoma State, at Iowa State or vs. Baylor while on the field for the Jayhawks.

High School: Rated a two-star prospect by Rivals.com ... Helped lead Andale HS to an 11-1 record his senior season playing defensive end and tight end ... Played under head coach Dylan Schmidt at Andale HS ... Selected to play in the 2019 Kansas Shrine Bowl ... Named a Top 100 Senior by SportsinKansas.com ... Tabbed All-State Top 11 by the Topeka Capital-Journal ... Named Class 3A All-State by the Wichita Eagle and Topeka Capital-Journal.

Personal: Son of Tina and Tim Fairchild ... Plans to major in engineering.

Mason Fairchild Career Stats

RECEIVING	g	rec	yards	td	long	rec/g	avg/c	avg/g
2019	12	2	32	0	23	0.2	16.0	2.7
2020	9	5	57	0	27	0.6	11.4	6.3
TOTAL	21	7	89	0	27	0.3	12.7	4.2

ALL PURPOSE	g	rush	rcv	pr	kr	ir	total	avg/g
2019	12	0	32	0	0	0	32	2.7
2020	9	0	57	0	0	0	57	6.3
TOTAL	21	0	89	0	0	0	89	4.2

MASON FAIRCHILD



#22



ROB FIORENTINO

Running Back | 5-10 | 205 | 2L | Junior
Somerville, New Jersey | Somerville HS

2020 (So.): Played in the last seven of KU's nine games on the season ... Made two solo tackles ... Also carried the ball twice for a total of four yards gained on the ground. **Oklahoma State:** Played against the Cowboys, his first appearance of the season, but did not record any stats ... **at West Virginia:** Saw time on special teams for the Jayhawks in Morgantown ... Did not record any statistics ... **at Kansas State:** Appeared in his third-straight game for the Jayhawks in the annual Dillons Sunflower Showdown ... **Iowa State:** Has now played in four of KU's six games on the season ... **at Oklahoma:** Played against the Sooners, but did not record any stats on the afternoon ... **TCU:** Has now played in the last six-straight games after not playing in the first two games of the season ... Carried the ball twice for the Jayhawks, gaining a total of four yards on the ground ... **at Texas Tech:** Made a solo tackle against the Red Raiders while playing in his seventh game of the season for KU.

2019 (Fr.): West Virginia: Made his Jayhawk debut against the Mountaineers ... **Oklahoma:** Saw playing time against the nationally ranked Sooners ... Did not record any stats on the day ... **at Texas:** Made his third appearance of the season in the Crimson and Blue ... **Texas Tech:** Did not record any stats in his playing time during KU's Homecoming win over the Red Raiders ... **Kansas State:** Did not play vs. the Wildcats ... **at Oklahoma State:** Assisted on one tackle against the nationally ranked Cowboys, the first statistic recorded in his Jayhawk career ... **at Iowa State:** Made one solo tackle against the Cyclones in Ames ... **Baylor:** Saw playing time, but did not record any stats, against the Bears in the Jayhawks' season finale.

High School: Started at running back for two years at Somerville High School ... Senior year recorded 682 yards on the ground on 93 attempts ... Also added six touchdowns in the 2018-2019 season ... Ran for 980 yards and punched in eight touchdowns his junior year ... Proved to be valuable in the passing game his junior year, catching 32 passes for 283 yards and a touchdown.



MILES FALLIN

Quarterback | 6-6 | 220 | 1L | R-Senior
Canyon Country, California | Canyon HS

#15

Career Honors: **2019:** Big 12 Commissioner's Honor Roll and Athletic Director's Honor Roll (spring). **2018:** Big 12 Commissioner's Honor Roll and Athletic Director's Honor Roll (spring). **2017:** Big 12 Commissioner's Honor Roll and Athletic Director's Honor Roll (fall).

2019 (RSo.): Did not see any game action.

2018 (RFr.): Saw his first career action against Rutgers, but did not record any statistics.

2017 (Fr.): Redshirted his first season at Kansas.

High School: Earned three football letters as a quarterback under head coach Rich Gutierrez at Canyon HS ... Voted a team captain as a junior and senior ... Owns multiple CHS passing records as he finished his career with 6,887 passing yards and 61 touchdowns ... Started 31-consecutive games for CHS during his three varsity seasons ... Tabbed All-State Second Team in 2014 and earned all-league honors in 2014 and 2015 ... Also a standout in the classroom as he earned Canyon HS Scholar-Athlete Award four-straight years (2013-16) ... Named to the High School Scholar-Athlete Hall of Fame in the spring of 2017 ... A West Point Leadership Award recipient and a Safe School Ambassador.

Personal: Son of Letriana Taibi and Erik Fallin ... Has one brother, Jackson ... Majoring in pre-business ... Active in community service during his time as a Jayhawk and prior to arriving in Lawrence ... Participated in Special Needs Athletes and Peers (SNAP) flag football and was also a Special Olympics basketball coach during his time at Canyon HS.



GAYFLOR FLOMO

Running Back | 5-9 | 210 | 2L | Senior
Fridley, Minnesota | Totino Grace HS

#25

Career Honors: 2020: Academic All-Big 12 Football Second Team.

2020 (Jr.): Saw playing time in each of the Jayhawks' nine games of the season ... Made six solo tackles in those nine contests ... Also carried the ball six times on offense for KU, accumulating 15 yards, an average of 2.5 yards per carry. **Coastal Carolina:** Made a single solo tackle against the Chanticleers in the Jayhawks' season opener ... **at Baylor:** Saw playing time against the Bears in Waco but did not record any stats ... **Oklahoma State:** Registered a solo tackle against OSU ... **at West Virginia:** Made two solo tackles on special teams in Morgantown ... **at Kansas State:** One of three Jayhawk captains for the annual Dillons Sunflower Showdown ... Contributed a solo tackle in Manhattan in making his fifth appearance of the season ... **Iowa State:** Registered his first-career carries against the Cyclones, rushing the ball twice for a total of seven yards ... **at Oklahoma:** Carried the ball once in Norman for a gain of two yards ... **TCU:** Gained six yards on three carries against the Horned Frogs ... Has seen playing time in each of the Jayhawks' eight games this season ... **at Texas Tech:** Recorded a solo tackle in Lubbock, while playing in his ninth game of the season for the Jayhawks.

2019 (So.): Made appearances for the Jayhawks in the final three games of the season (at Oklahoma State, at Iowa State and vs. Baylor) ... Returned two kickoffs during his playing time for a total of 14 yards, with a long kick return of 10 yards.

Iowa Western CC: Spent a season at Iowa Western Community College in Fort Dodge, Iowa ... Played in 10 games, rushing 11 times for 363 career yards, scoring two touchdowns.

High School: Played running back at Totino Grace High School in Fridley, Minnesota ... Also competed in wrestling at TGHS.

Personal: Older brother, Kezelee, was also a member of the Kansas football team and now serves as a graduate assistant on the coaching staff ... Grew up in Liberia, before he and several family members moved to the United States.



#20 DONOVAN GAINES

Linebacker | 5-10 | 204 | RS | R-Freshman

Moore, Oklahoma | Southmoore HS

High School: Played at Southmoore high school under head coach Jeremy Stark ... Also played on the school's baseball team ... Was named to the All-State first team on defense in 2019 ... Cousin, Daniel Hishaw Jr., also plays for the Jayhawks.

Personal: Son of David and Shiral Gaines ... Has two siblings, David and Mya ... Plans to major in Architecture.



#0 VELTON GARDNER

Running Back | 5-9 | 199 | 2L | Junior

Dallas, Texas | Skyline HS

2020 (So.): Played in the team's first six games of the season, earning two starts: at Baylor and vs. ISU ... KU's leading rusher, gaining 325 net yards on 72 attempts, good for an average of 4.5 yards per carry ... Scored two rushing TDs on the season ... Season-long carry was 61 yards and his average yards per game came in at 54.2 ... Also caught six passes for a gain of 18 yards. **Coastal Carolina:** Broke off a career-long 61-yard touchdown in the season-opener ... The touchdown was the third of his career and also the longest rush of his career ... With the run, he surpassed his career high in rushing yards with 81 ... His previous high of 61 yards was set at TCU in 2019 ... **at Baylor:** Set a new career high when he carried the ball 14 times against the Bears, accumulating 70 yards ... His previous best came against Coastal Carolina in the season opener, rushing 11 times for 81 yards and one touchdown ... **Oklahoma State:** Gained 31 yards on 11 carries and scored a touchdown against the Cowboys ... Also caught a pass for a gain of five yards ... **at West Virginia:** Rushed the ball 11 times at WVU for 43 yards on the ground ... Also caught one pass for three yards, bringing his all-purpose yard total for the afternoon to 46 yards ... **at Kansas State:** The leading rusher for Kansas on the afternoon in Manhattan, accumulating 72 yards ... Carried the ball 16 times for the Jayhawks, a new career best, surpassing his 14 rushes earlier this season at Baylor ... **Iowa State:** Gained 28 yards on the ground vs. the Cyclones on nine carries ... His long rush of the day was for 21 yards.

2019 (Fr.): Indiana State: Saw action in the season opener in his Jayhawk debut ... Recorded two receptions for three yards ... **Coastal Carolina:** Caught one pass from quarterback Carter Stanley for a total of two yards ... **at TCU:** Had a breakout day at running back for the Jayhawks against the Horned Frogs ... Carried the ball four times for a total of 61 yards, with a long rush of 45 yards and one touchdown ... Also caught one pass for a gain of 11 yards, a new career-long reception ... **Oklahoma:** Gained five yards on three carries, with a long of four yards, against the Sooners ... **at Texas:** Carried the ball once vs. the Longhorns ... Matched his season and career high with two receptions ... Totaled eight yards through the air on the evening, with a long catch of five yards ... **Texas Tech:** Made the first start of his collegiate career at running back ... Scored his second rushing touchdown of the season ... Rushed the ball a total of three times for 36 yards, with a long rush of 32 yards, which he carried into the end zone ... Recorded his first tackle as a Jayhawk against the Red Raiders in KU's Homecoming victory ... **Kansas State:** Gained 16 yards on three carries, with a long rush of 10 yards, against the Wildcats ... **at Oklahoma State:** Ran the ball three times for the Jayhawks while in Stillwater ... Gained a total of 10 yards against the nationally ranked Cowboys, with a long rush of six yards ... **at Iowa State:** Carried the ball five times for KU in Ames, a new season and career high ... Baylor: Gained six net yards on four carries against the Bears ... Also made a solo tackle on the afternoon, tying his season and career highs.

High School: Rated a three-star recruit by 247Sports.com and Rivals.com ... Played for head coach Herman Johnson at Skyline HS ... As a senior, completed 65.1 percent of his passes for 2,459 yards and 26 touchdowns, while leading the team with 842 rushing yards and 14 scores ... Named Offensive Most Valuable Player of the Blue-Grey All-American Bowl ... Had over 3,000 total yards with 30 touchdowns his junior season ... Rated No. 31 in the Dallas Morning News Top 100 rankings ... Also lettered in track & field.

Personal: Son of Beatrice Ashley ... Plans to major in sport management ... Chose Kansas over offers from Texas Tech, Kansas State, Syracuse, Houston, Colorado and others.

Velton Gardner Career Stats

RUSHING	g	att	yards	td	long	avg/c	avg/g
2019	10	26	138	2	45	5.3	13.8
2020	6	72	325	2	61	4.5	54.2
TOTAL	16	98	463	4	61	4.7	28.9

PASSING	g	cmp	att	int	yards	td	long	pct	avg/p	avg/g	effic
2019	10	0	0	0	0	0	0	0.0	0.0	0.0	0.0
2020	6	0	0	0	0	0	0	0.0	0.0	0.0	0.0
TOTAL	16	0	0	0	0	0	0	0.0	0.0	0.0	0.0

TOTAL OFFENSE	g	rush	pass	total	avg/g
2019	10	138	0	138	13.8
2020	6	325	0	325	54.2
TOTAL	16	463	0	463	28.9

RECEIVING	g	rec	yards	td	long	rec/g	avg/c	avg/g
2019	10	6	24	0	11	0.6	4.0	2.4
2020	6	6	18	0	5	1.0	3.0	3.0
TOTAL	16	12	42	0	11	0.8	3.5	2.6

SCORING	g	td	rush	rcv	ret	pat	2pat	fg	total	avg/g
2019	10	2	2	0	0	0	0	0	12	1.2
2020	6	2	2	0	0	0	0	0	12	2.0
TOTAL	16	4	4	0	0	0	0	0	24	1.5

ALL PURPOSE	g	rush	rcv	pr	kr	ir	total	avg/g
2019	10	138	24	0	0	0	162	16.2
2020	6	325	18	0	0	0	343	57.2
TOTAL	16	463	42	0	0	0	505	31.6

TACKLES	g	ua	a	total	tfl	pd	ff	fr	blk	qbk
2019	10	2	0	2	0.0-0	0	0	0	0	0
2020	6	0	0	0	0.0-0	0	0	0	0	0
TOTAL	16	2	0	2	0.0-0	0	0	0	0	0



#79 JOEY GILBERTSON

Offensive Line | 6-4 | 300 | SQ | R-Senior

Wichita, Kansas | Wichita Northwest HS

Career Honors: 2019: Big 12 Commissioner's Honor Roll and Athletic Director's Honor Roll (spring).

2019 (RSo.): Did not see any game action.

2018 (RFr.): Did not see any game action.

2017 (Fr.): Redshirted his first season at Kansas.

High School: Earned five letters between football and wrestling during his time at Wichita Northwest HS ... Twice helped the Grizzlies to Wichita City League championships ... Played for head coach Steve Martin ... Named all-metro and all-city twice ... Earned Kansas Top-33 honors and all-state honors ... Selected to play in the Kansas Shrine Bowl.

Personal: Son of Wade and Becky Gilbertson ... Has three siblings: John, Jacob and James ... Majoring in liberal arts and sciences.



VELTON GARDNER



#10

TRISTAN GOLIGHTLY

Wide Receiver | 6-4 | 220 | 1L | Sophomore

Mesquite, Texas | Poteet HS

2020 (Fr.): The true freshman saw playing time in each of the team's nine games of the season ... Caught two passes for a total of 22 yards, good for an average of 11.0 yards per catch ... His long reception of the season was 13 yards ... Averaged 2.4 catches per contest on the year ... Made four stops on the defensive side of the ball. **Coastal Carolina:** Saw playing time against the Chanticleers in the Jayhawks' season opener but did not record any stats ... **at Baylor:** Recorded a solo tackle in Waco for his first stats of the season and his KU career ... **Oklahoma State:** Played against the Cowboys but did not record any stats ... **at West Virginia:** Made two solo tackles, a new career high, in Morgantown ... **at Kansas State:** Saw playing time in the annual Dillons Sunflower Showdown but did not record any stats ... **Iowa State:** Again saw the field for the Jayhawks against the Cyclones, but did not record any statistics in the game ... **at Oklahoma:** Caught the first pass of his collegiate career in Norman, a nine-yard strike from Miles Kendrick in the fourth quarter of the game against the Sooners ... **TCU:** Played in his eighth game of the season ... Did not record any stats against the Horned Frogs ... **at Texas Tech:** In his ninth appearance of the season for the Jayhawks, made one catch from QB Miles Kendrick, good for a gain of 13 yards ... Also tallied a solo stop on defense.

High School: Labeled as a three star recruit by Rivals.com ... No. 40 recruit in the SportsDayHS Top 100, as well as No. 40 by the Dallas Morning News ... Recorded 43 receptions, with 667 receiving yards and nine touchdowns, in 2019 ... Recorded 1,160 career receiving yards, while averaging 17.1 yards per catch.

Personal: Son of Demetra Golightly ... Intends to major in business ... Chose Kansas over offers from Iowa State, Houston, LSU, Georgia Tech and others.

Tristan Golightly Career Stats

RECEIVING	g	rec	yards	td	long	rec/g	avg/c	avg/g
2020	9	2	22	0	13	0.2	11.0	2.4
TOTAL	9	2	22	0	13	0.2	11.0	2.4

ALL PURPOSE	g	rush	rcv	pr	kr	ir	total	avg/g
2020	9	0	22	0	0	0	22	2.4
TOTAL	9	0	22	0	0	0	22	2.4

TACKLES	g	ua	a	total	tfl	pd	ff	fr	blk	qbh
2020	9	4	0	4	0.0-0	0	0	0	0	0
TOTAL	9	4	0	4	0.0-0	0	0	0	0	0



#11

LUKE GRIMM

Wide Receiver | 6-0 | 188 | 1L | Sophomore

Raymore, Missouri | Raymore-Peculiar HS

2020 (Fr.): Came on strong at the end of the season, making five of his six season appearances in the final five games of the year ... Earned two-consecutive starts at WR, at OU and vs. TCU ... Third on the team with 19 receptions for the year and second among the KU receivers with 255 yards accumulated through the air ... Averaged 13.4 yards per catch, with a long reception of 37 yards ... In a three-way tie for the team lead in receiving touchdowns with two for the season ... On the ground, carried the ball three times for a net gain of 10 yards ... Contributed one solo tackle and forced a fumble to round out his season stats. **Oklahoma State:** Made his collegiate debut against OSU, but did not record any stats ... **at Kansas State:** Recorded his first statistics of the season in the Dillons Sunflower Showdown, catching one pass from fellow freshman quarterback, Jalon Daniels, for 28 yards ... It marked the Jayhawks' longest reception of the day ... **Iowa State:** Playing in his third game in the Crimson and Blue, set career highs in receiving yards with 53 and receptions with four ... His 36-yard reception in the second quarter was a season high, breaking the 28-yard reception he had at Kansas State ... **at Oklahoma:** Forced the first fumble of his career on an Oklahoma interception return, which Earl Bostick Jr., recovered for Kansas ... His forced fumble was the first by an offensive player since Josh Ford, a wide receiver, forced a fumble against Rice (9-8-2012) ... Set a career high with 61 receiving yards, besting his 53-yard performance vs. Iowa State on four receptions, while adding two rushing attempts for 12 yards ... **TCU:** One of six true freshmen to start on offense for KU against the Horned Frogs ... It was his second-straight start at WR for the Jayhawks ... Caught his first-career touchdown on a 14-yard pass from Miles Kendrick with 20 seconds left in the first half ... Hauled in his second touchdown of the game on another throw from Kendrick, becoming the first KU receiver with multiple touchdown receptions in a game this season and the first since Stephon Robinson Jr., caught two against Texas Tech in 2019 ... Tied a career high in receptions and set a career high receiving yards with four receptions

for 72 yards ... His previous best came against OU last week when he put up 61 yards on four receptions ... **at Texas Tech:** Played in his sixth game of the season in Lubbock ... Set a career high in receptions with six, hauling in those six passes for 41 yards.

High School: Ranked as the No. 7 wide receiver in the state of Missouri, according to Max Preps ... Rated as a three star recruit by Rivals.com, 247 Sports and ESPN ... Chosen as a finalist for the Thomas A. Simone award (Most Outstanding high school football player in the Kansas City Metropolitan Area) and the Otis Taylor Award (Most Outstanding wide receiver/tight end in the Kansas City Metropolitan area) ... Played in 33 games as a wide receiver for Raymore-Peculiar High School in Peculiar, Missouri, where he recorded 853 receiving yards and 10 touchdowns in 2019 ... Had 2,443 career receiving yards and 559 career rushing yards in three seasons at Ray-Pec.

Personal: Son of Todd and Pepper Grimm ... Has one sister, Maddi.

Luke Grimm Career Stats

RUSHING	g	att	yards	td	long	avg/c	avg/g
2020	6	3	10	0	7	3.3	1.7
TOTAL	6	3	10	0	7	3.3	1.7

TOTAL OFFENSE	g	rush	pass	total	avg/g
2020	6	10	0	10	1.7
TOTAL	6	10	0	10	1.7

RECEIVING	g	rec	yards	td	long	rec/g	avg/c	avg/g
2020	6	19	255	2	37	3.2	13.4	42.5
TOTAL	6	19	255	2	37	3.2	13.4	42.5

SCORING	g	td	rush	rcv	ret	pat	2pat	fg	total	avg/g
2020	6	2	0	2	0	0	0	0	12	2.0
TOTAL	6	2	0	2	0	0	0	0	12	2.0

ALL PURPOSE	g	rush	rcv	pr	kr	ir	total	avg/g
2020	6	10	255	0	0	0	265	44.2
TOTAL	6	10	255	0	0	0	265	44.2

TACKLES	g	ua	a	total	tfl	pd	ff	fr	blk	qbh
2020	6	1	0	1	0.0-0	0	1	0	0	0
TOTAL	6	1	0	1	0.0-0	0	1	0	0	0



#37

HAYDEN HATCHER

Defensive End | 6-3 | 233 | Senior

Council Bluffs, Iowa | Lewis Central HS

2020 (Jr.): Saw playing time in eight of KU's nine games this fall, missing only the season finale at Texas Tech ... Made seven tackles in those eight games, five solo and two assisted ... Also recorded 1.0 TFL (for a loss of a yard). **Coastal Carolina:** Saw playing time against the Chanticleers in the Jayhawks' season opener but did not record any stats ... **at Baylor:** Assisted on two tackles against the Bears for his first-career KU stats ... **Oklahoma State:** Made three solo tackles against OSU, one for a loss of a yard, the first TFL of his Kansas career ... **at West Virginia:** Played in his fourth-straight game of the season in Morgantown ... Did not record any stats ... **at Kansas State:** Played in his fifth-straight game of the season, making one solo tackle on the afternoon ... **Iowa State:** Contributed a solo tackle against the Cyclones ... Has seen playing time in each of KU's first six games of the season ... **at Oklahoma:** Did not register any stats while playing in his seventh game of the season in Norman ... **TCU:** Again saw playing time for the Jayhawks without registering any stats.

2019 (So.): **Indiana State:** Saw playing time but did not record any stats ... **West Virginia:** Made his second appearance as a Jayhawk, but did not record any statistics against the Mountaineers ... **Oklahoma:** Took to the field against the Sooners, but did not record any stats ... **at Texas:** Saw playing time in Austin, but did not record any stats ... Saw playing time at home vs. both Texas Tech and Kansas State, but did not record any statistics ... **at Oklahoma State:** Did not play in Stillwater.

Hayden Hatcher Career Stats

TACKLES	g	ua	a	total	tfl	pd	ff	fr	blk	qbh
2019	6	0	0	0	0.0-0	0	0	0	0	0
2020	8	5	2	7	1.0-1	0	0	0	0	0
TOTAL	14	5	2	7	1.0-1	0	0	0	0	0



#20 DANIEL HISHAW JR.

Running Back | 5-10 | 220 | 1L | Sophomore

Moore, Oklahoma | Moore HS

2020 (Fr.): The team's second-leading rusher this fall, accumulating 229 net yards on 52 carries, good for an average of 4.4 yards per carry ... The freshman RB found the end zone twice in his first season donning the Crimson and Blue ... His long rush of the season went for 47 yards and he averaged 28.6 yards per game ... Through the air, he caught five passes for a total of 28 yards, good for an average of 5.6 yards per reception ... On kickoffs, returned four for 45 yards, good for an 11.2 average, with a long return of 19 yards. **Coastal Carolina:** Made his collegiate debut against the Chanticleers ... Carried the ball two times for two yards ... **at Baylor:** Rushed the ball once against the Bears in Waco ... **Oklahoma State:** Gained 51 yards on five carries, with a long rush of 15 yards, against OSU, new career bests in all categories ... **at West Virginia:** Saw playing time in Morgantown but did not record any statistics ... **at Kansas State:** In the starting lineup at running back for the first time this season and in his collegiate career ... Carried the ball six times for a total of 14 yards ... Has appeared in all 5 games this season, rushing a total of 14 times for 67 yards ... **Iowa State:** Scored his first-career touchdown as a Jayhawk in the second quarter against the Cyclones for KU's first touchdown of the game ... Has played in each of the team's first six games of the season, rushing a total of 20 times for 69 yards ... **at Oklahoma:** In the third quarter, recorded a 47-yard rush, a career long ... It was the second-longest rush by a Jayhawk this season and the longest rush that didn't result in a touchdown ... Also set new career highs in rushing yards (73) and attempts (10); his previous bests were six rushes (accomplished on two occasions) and 51 yards ... **at Texas Tech:** Made his third start (at RB) while playing in his eighth game of the season for the Jayhawks ... In the fourth quarter he found the end zone on a 12-yard touchdown run, the second of his career ... The TD gives him two in his last three games ... Registered a career high in rushing attempts and yards, carrying 22 times for 87 yards ... His previous high of 10 carries for 73 yards came at Oklahoma (11/7) ... Also caught three passes from QB Miles Kendrick for a gain of 21 yards through the air.

High School: Rated as a three star recruit by Rivals.com, 247 Sports and ESPN ... Ranked No. 25 in the state of Oklahoma, according to 247 Sports ... Played in 36 games for Moore HS for head coach Brad Hill, where he rushed for 1,099 yards in his senior season ... Recorded 2,544 career rushing yards and 45 touchdowns ... Averaged 91.6 yards per game and 6.4 yards per carry his senior year ... Named the overall or offensive player of the game six games in a row in 2019 ... Earned Most Valuable Player of District 6A-I-2 in 2019.

Personal: Son of Toddrick and Shirley Noel ... Has three siblings: one brother, Jawaun, and two sisters, Tiara and Brooklyn ... Has yet to decide upon a major ... His cousin, Donovan Gaines, also plays for the Jayhawks ... Chose Kansas over offers from Eastern Michigan, Nevada, North Texas, Southern Miss and others.

Daniel Hishaw Jr. Career Stats

RUSHING	g	att	yards	td	long	avg/c	avg/g			
2020	8	52	229	2	47	4.4	28.6			
TOTAL	8	52	229	2	47	4.4	28.6			
TOTAL OFFENSE	g	rush	pass	total	avg/g					
2020	8	229	0	229	28.6					
TOTAL	8	229	0	229	28.6					
RECEIVING	g	rec	yards	td	long	rec/g	avg/c	avg/g		
2020	8	5	28	0	9	0.6	5.6	3.5		
TOTAL	8	5	28	0	9	0.6	5.6	3.5		
SCORING	g	td	rush	rcv	ret	pat	2pat	fg	total	avg/g
2020	8	2	2	0	0	0	0	0	12	1.5
TOTAL	8	2	2	0	0	0	0	0	12	1.5
KICK RETURNS	g	no.	yards	td	long	avg/r	avg/g			
2020	8	4	45	0	19	11.2	5.6			
TOTAL	8	4	45	0	19	11.2	5.6			
ALL PURPOSE	g	rush	rcv	pr	kr	ir	total	avg/g		
2020	8	229	28	0	45	0	302	37.8		
TOTAL	8	229	28	0	45	0	302	37.8		



#88 JAMAH L HORNE

Wide Receiver | 5-10 | 196 | 2L | Junior

Miami, Florida | Sunset HS

Career Honors: **2020:** Academic All-Big 12 Football First Team. **2019:** Academic All-Big 12 Second Team.

2020 (So.): Played in the Jayhawks' first five games of the season ... Returned 15 kickoffs for 339 for an average of 22.6 yards per return, with a long return on the season of 32 yards. **Coastal Carolina:** Returned three kickoffs for 71 yards in the season opener against the Chanticleers, with a long return of 29 yards ... **at Baylor:** Racked up 108 yards on five kickoffs returns, with a long return of 32 yards, against the Bears ... **Oklahoma State:** Returned two kickoffs for 55 yards, with a long return of 30 yards, against the Cowboys ... **at West Virginia:** In Morgantown, returned four kickoffs for 78 yards, with a long return of 27 yards ... **at Kansas State:** Returned one Wildcat kickoff for 27 yards in the Dillons Sunflower Showdown.

2019 (RFr.): **Indiana State:** Saw playing time but did not record any stats ... **Coastal Carolina:** Returned one kickoff for 25 yards vs. the Chanticleers ... **at Boston College:** Returned five kickoffs for a total of 96 yards, with a long return of 37 yards, all career highs ... Also made one tackle on special teams ... **West Virginia:** Returned two kickoffs for a total of 37 yards, with a long return of 20 yards on the day ... **at TCU:** Registered a career-long kick return of 40 yards in Fort Worth ... **Oklahoma:** Accumulated 84 yards on four kickoff returns, with a long of 28 yards ... Also made one solo tackle against the Sooners ... **Kansas State:** Returned to the field for the Jayhawks against the Wildcats, but did not record any stats in the annual Dillons Sunflower Showdown ... **at Oklahoma State:** Assisted on one tackle against the nationally ranked Cowboys while in Stillwater ... **at Iowa State:** Returned six kickoffs for the Jayhawks on special teams for a total of 139 yards, both of which statistics were a new season and career best ... **Baylor:** Saw playing time against the Bears in the Jayhawks' season finale, but did not record any stats.

2018 (Fr.): Redshirted his first season at Kansas.

High School: Lettered in football at Sunset Senior High in Miami, Florida, playing under head coach Nickle Mandrell ... Earned First Team All-Dade honors in 2018 and participated in the Dade vs. Broward All-Star game ... Rushed for 730 yards and had 333 yards receiving as a senior ... Also lettered in track & field.

Jamahl Horne Career Stats

KICK RETURNS	g	no.	yards	td	long	avg/r	avg/g			
2019	10	20	442	0	40	22.1	44.2			
2020	5	15	339	0	32	22.6	67.8			
TOTAL	15	35	781	0	40	22.3	52.1			
ALL PURPOSE	g	rush	rcv	pr	kr	ir	total	avg/g		
2019	10	0	0	0	442	0	442	44.2		
2020	5	0	0	0	339	0	339	67.8		
TOTAL	15	0	0	0	781	0	781	52.1		
TACKLES	g	ua	a	total	tfl	pd	ff	fr	blk	qbh
2019	10	2	1	3	0.0-0	0	0	0	0	0
2020	5	0	0	0	0.0-0	0	0	0	0	0
TOTAL	15	2	1	3	0.0-0	0	0	0	0	0



#60

LUKE HOSFORD

Long Snapper | 6-2 | 225 | RS-Freshman

Cuyahoga Falls, Ohio | Woodridge HS


2020 (RFr.): Saw playing time in three games in the second half of the season ... Did not record any stats in his second year as a Jayhawk. **at Kansas State:** Saw his first playing time of the season in the Dillons Sunflower Showdown ... **at Texas Tech:** Made his second appearance of the year in Lubbock, without recording any stats on the afternoon.

2019 (Fr.): at Oklahoma State: The rookie long snapper made his first appearance as a Jayhawk in Stillwater against the nationally ranked Cowboys ... **at Iowa State:** Played for the second time this season against the Cyclones in Ames.

High School: Played at Woodridge High School in Cuyahoga Falls, Ohio ... Looking to translate his strong impact on special teams to the college level.



DANIEL HISHAW JR.



#87

WILL HUGGINS

Tight End | 6-7 | 245 | RS | R-Freshman

Lenexa, Kansas | Shawnee Mission South HS

2020 (Fr.): Played in the Jayhawks' final three games of the year ... Hauled in one reception at Oklahoma, good for a gain of 20 yards, and made it into the end zone for his first catch and score of the season. **at Oklahoma:** Made his Jayhawk debut in Norman ... Scored his first-career touchdown on a 20-yard pass from Miles Kendrick as time expired in the game ... **TCU:** Played in his second-straight game against the Horned Frogs without registering any stats ... **at Texas Tech:** Saw playing time in his third game of the season in Lubbock ... Did not record any stats on the day.

High School: Labeled as a three star recruit by Rivals, ESPN and 247 Sports ... Played for Brett Oberzan at Shawnee Mission South HS, where he played tight end and safety and also served as the team's kicker and punter ... Named Class 6A All-State by SportsinKansas ... Took home All-State Second Team honors from MaxPreps ... Earned Class 6A All-State Honorable Mention honors by the Topeka Capital-Journal ... Named All-Sunflower League First Team at both tight end and kicker ... Hauled in 26 receptions for 436 yards and three touchdowns as a junior at Shawnee Mission South HS ... Helped lead the Raiders to their best record in more than 30 years in 2018 ... Also lettered in track & field at Shawnee Mission South HS.

Personal: Son of Barb and Matt Huggins ... Has three siblings: Jack, Morgan and Tommy ... Plans to major in exercise science ... Chose Kansas over Oklahoma State, among others.

Will Huggins Career Stats

RECEIVING	g	rec	yards	td	long	rec/g	avg/c	avg/g
2020	3	1	20	1	20	0.3	20.0	6.7
TOTAL	3	1	20	1	20	0.3	20.0	6.7

SCORING	g	td	rush	rcv	ret	pat	2pat	fg	total	avg/g
2020	3	1	0	1	0	0	0	0	6	2.0
TOTAL	3	1	0	1	0	0	0	0	6	2.0

ALL PURPOSE	g	rush	rcv	pr	kr	ir	total	avg/g
2020	3	0	20	0	0	0	20	6.7
TOTAL	3	0	20	0	0	0	20	6.7



CHRIS HUGHES

Offensive Line | 6-4 | 318 | 4L | Super-Senior
Harker Heights, Texas | Harker Heights HS

#76

Career Honors: **2020:** Academic All-Big 12 Football First Team ... Wuerffel Trophy Preseason Watch List. **2017:** Academic All-Big 12 First Team; Big 12 Commissioner's Honor Roll and Athletic Director's Honor Roll (spring). **2016:** Big 12 Commissioner's Honor Roll and Athletic Director's Honor Roll (fall); KU's Scout Team Offensive Player of the Week (at Oklahoma).

2020 (Sr.): In the starting lineup for KU in each of the team's first six games of the season ... Contributed a solo tackle on the year. **Coastal Carolina:** Started the season opener at right guard against Coastal Carolina ... **at Baylor:** A team captain in the Jayhawks' Big 12 Conference season opener ... Again in the starting lineup at right guard for the Jayhawks ... **Oklahoma State:** In the starting lineup at right guard for KU ... **at West Virginia:** Made a solo tackle against the Mountaineers ... **at Kansas State:** Started his fifth-consecutive game of the season in Manhattan ... **Iowa State:** In the starting lineup for the Jayhawks for the sixth-consecutive game of the season, this time at the center position.

2019 (Jr.): **Indiana State:** Started at right guard in the season opener ... **Coastal Carolina:** Earned his second-straight start at right guard for the Jayhawks vs. the Chanticleers ... **at Boston College:** Manned the right guard position for the Jayhawks' offensive line ... Did not record any stats ... **West Virginia:** Saw playing time but did not record any stats ... **at TCU:** Has now made five starts for the Jayhawks at right guard this season ... **Oklahoma:** Again in the starting lineup at right guard for Kansas against the nationally ranked Sooners ... **at Texas:** Started at right guard for the Jayhawks, his seventh start of the season ... **Texas Tech:** Saw playing time, but did not record any stats, in the Jayhawks' Homecoming win over the Red Raiders ... **Kansas State:** Earned his eighth start of the season against the Wildcats ... **at Oklahoma State:** Played against the nationally ranked Cowboys, but did not record any statistics on the afternoon ... **at Iowa State:** Saw playing time in Ames, but did not record any stats ... **Baylor:** Played in his 12th game of the year for the Jayhawks in their season finale.

2018 (So.): Played in all 12 games on both the offensive line and special teams.

2017 (Rfr.): Saw action in 10 games, starting all 10 at right guard.

2016 (Fr.): Did not see any game action and redshirted.

High School: A consensus three-star offensive line prospect according to Rivals, ESPN and 247Sports.com ... Earned two letters at Harker Heights HS playing for head coach Jerry Edwards ... A two-way standout for the Knights on the offensive line and at defensive tackle ... Also lettered in wrestling and track & field at Harker Heights ... A member of the A/B honor roll.

Personal: Son of Chris and Naomi Hughes ... Has three siblings: Camrhon, Naashon and Rhandy ... Brothers Camrhon and Naashon played football at Texas ... Majoring in pre-business.



MALIK JOHNSON

Running Back | 5-9 | 195 | RS | R-Freshman
The Woodlands, Texas | The Woodlands HS

#24

High School: Earned a three-star ranking from Rivals, ESPN and 247 Sports ... Played two varsity seasons for head coach Jim Japp at The Woodlands HS ... Recorded 418 total yards, averaging 68.8 yards per game as a junior ... Averaged 18.0 yards per catch on 23 receptions.

Personal: Son of Xandra and Patrick Johnson ... Has three siblings: brothers, Morece and Jonathan, and a sister, Brittney ... Plans to major in kinesiology or sports management ... Chose Kansas over offers from Memphis, Colorado, Colorado State and others.



KYRON JOHNSON

Defensive End | 6-1 | 235 | 4L | Super-Senior
Arlington, Texas | Lamar HS

#15

Career Honors: **2020:** All-Big 12 Honorable Mention (LB). **2017:** Big 12 Commissioner's Honor Roll and Athletic Director's Honor Roll (spring).

2020 (Sr.): Earned eight starts at the LB position in the nine games played this season ... Tied for second on the team with 42 total tackles accumulated throughout the season (27 solo, 15 assisted) ... Registered 4.5 TFL of 27 yards ... Recorded 3.0 sacks for a loss of 24 yards ... Also had one pass breakup and one quarterback hurry on the season, in addition to forcing a fumble. **Coastal Carolina:** Served as a team captain for the Jayhawks' season opener ... Made three tackles (two solo, one assisted) against the Chanticleers ... **at Baylor:** Has now started both games this season at linebacker ... KU's second-leading tackler against the Bears with six (three solo, three assisted) total, doubling his season high from the previous game ... **Oklahoma State:** Totaled three tackles (one solo, two assisted) against OSU after starting at the linebacker position for KU ... **at West Virginia:** Registered one solo tackle and assisted on three more for a total of four tackles on the day against the Mountaineers ... **at Kansas State:** He and Kenny Logan Jr., led the defense with six total tackles each ... Registered a career-high 2.0 tackles-for-loss, surpassing his high of 1.0, which he had previously set eight times ... His sack in the fourth quarter was his first since last season and the fourth of his KU career ... **Iowa State:** Recorded a solo tackle and assisted on a tackle for a total of two tackles on the day ... Also broke up one Cyclone pass ... **at Oklahoma:** Recorded his fifth-career sack in the first quarter, taking down Oklahoma quarterback Spencer Rattler for a loss of four yards ... Registered his second sack of the day and sixth in his career in the second quarter for a loss of nine yards ... Also forced a fumble on his first-quarter sack, his fourth forced fumble of his career and first since last season against West Virginia ... His 24 sack yards this season are more than any Jayhawks from last season's team ... Johnson's nine-yard sack in the second quarter topped both Azur Kamara (3.5-22) and Dru Prox's (2.0-22) 2019 totals ... He is the first Jayhawk since Daniel Wise to record two sacks in a game; Wise completed the feat at West Virginia (10-6-2018) ... Johnson also collected seven total tackles (four of the solo variety) which was a new season high; his previous best of six had occurred twice: at Baylor and at K-State ... **TCU:** One of four captains for KU against the Horned Frogs ... Collected five solo tackles on the afternoon, tied for second-best on the team in this game ... **at Texas Tech:** One of three players to serve as a team captain for the game ... Also one of two LBs in the starting lineup for Kansas in Lubbock, his eighth start of the season while having played in all nine games ... Tied for second on the team in tackles with six total (five solo, one assisted).

2019 (Jr.): **Indiana State:** Started at linebacker in the season opener ... Had three total tackles ... **Coastal Carolina:** Recorded a career-high five tackles (all solos) vs. the Chanticleers ... Also matched his career best in tackles-for-loss (TFL) with one on the evening ... **at Boston College:** Set a new career high in tackles against the Eagles, totaling seven (three solo, four assisted) ... Also recorded one TFL of two yards ... **West Virginia:** One of three KU players to record nine tackles (five solo, four assisted) against the Mountaineers, to lead the team's defensive effort and record a new career high ... Also had one TFL for a WVU loss of four yards ... Added one quarterback hurry to his stat line, the first of his collegiate career ... **at TCU:** Contributed seven total tackles (two solo, five assisted) ... Registered 0.5 TFL for a Horned Frog loss of a yard ... **Oklahoma:** Matched his season and career high with a quarterback hurry against the Sooners ... Made four total tackles (three solo, one assisted) on the afternoon ... **at Texas:** Had one solo and two assisted tackles for a total of three against the Longhorns ... Texas Tech: Tallied six solo stops in KU's Homecoming victory ... Also recorded his fourth TFL of the season, and eighth of his career, against the Red Raiders ... **Kansas State:** Made a single solo tackle against the Wildcats ... **at Oklahoma State:** Matched his season/career highs with a quarterback hurry against the nationally ranked Cowboys ... Contributed three solo stops to KU's defensive effort in Stillwater ... **at Iowa State:** Assisted on a tackle in Ames against the Cyclones ... **Baylor:** Helped lead the Jayhawks' defensive effort against the Bears by making six total tackles (five solo and one assisted), as well as making his first sack and first pass breakup of the season.

2018 (So.): **Nicholls:** Earned his first-career start ... Recorded his first-career sack against the Colonels ... Credited with three solo tackles and a fumble recovery on a muffed punt ... **at Central Michigan:** Credited with three tackles, one solo, against the Chippewas ... **Rutgers:** Finished the game with two tackles, including 1.0 tackles-for-loss ... Also credited with a pass breakup and a forced fumble in the win ... **at Baylor:** Recorded one tackle ... **Oklahoma State:** Credited with one tackle ... **at West Virginia:** Recorded one sack on the quarterback ... **at Texas Tech:** Recorded two tackles with one TFL ... **TCU:** Totaled two tackles and a pass breakup ... **Iowa State:** Recorded one tackle ... **Texas:** Recorded one tackle.

2017 (Fr.): Played in all 12 games on both defense and special teams ... Had a total of 17 tackles, including 12 solo tackles, 0.5 TFL and one forced fumble ... **SEMO:** Recorded three solo tackles ... **Central Michigan:** Had one solo tackle ... **at Ohio:** Had two tackles and 0.5 TFL ... **West Virginia:** Recorded one tackle ... **Texas Tech:** Tied his career high with three tackles, including two solo hits ... **at Iowa State:** Tallied two tackles ... **K-State:** Recorded two solo

tackles ... **at Texas:** Had two solo tackles ... Recorded a forced fumble on special teams ...
Oklahoma: Had one solo tackle.

High School: Received three-star recognition from Rivals.com ... Transitioned to linebacker as a junior at Lamar HS ... Accumulated 125 tackles as a senior under head coach Laben Delay ... Named to the District 4-6A First Team by district coaches as a senior.

Personal: Son of Broderic and Stephanie Johnson ... Has one sibling, Kayron ... Graduated from Lamar a semester early and enrolled in KU for the spring 2017 semester ... Majoring in human biology.

Kyron Johnson Career Stats

TACKLES	g	ua	a	total	tfl	pd	ff	fr	blk	qbb
2017	12	12	5	17	0.5-0	0	1	0	0	0
2018	12	10	6	16	4.0-25	2	2	1	0	0
2019	12	36	19	55	5.5-22	1	0	0	0	3
2020	9	27	15	42	4.5-27	1	1	0	0	1
TOTAL	45	85	45	130	14.5-74	4	4	1	0	4

SACKS	g	ua	a	total	yards
2017	12	0	0	0.0	0
2018	12	2	0	2.0	14
2019	12	1	0	1.0	13
2020	9	3	0	3.0	24
TOTAL	45	6	0	6.0	51



KYRON JOHNSON



TREVOR KARDELL

Tight End | 6-5 | 245 | RS | R-Freshman

Lee's Summit, Missouri | Lee's Summit West HS

2020 (Fr.): Saw his first playing time of the season in the team's final game of the year. at Texas Tech: Made his Jayhawk debut in Lubbock to close out the Jayhawks' regular season.

High School: Letterwinner in football and soccer at Mansfield Lakeridge high school, where he played under head coach Kirk Thor ... Team was district champions in 2018 ... He connected on 8-of-11 field goals while notching 42 touchbacks on kickoffs in 2020 ... Was named District 7-6A special teams MVP in 2020 ... Also named to Academy All-District all four years and was selected as Academy All-State in 2020 ... Was named honorable mention All-District in soccer from 2016-18, and academic All-District from 2017-19.

Personal: Son of David and Jennifer Allen ... Has one sibling, Caleb ... Plans to major in Finance.



MILES KENDRICK

Quarterback | 5-10 | 205 | 2L | R-Senior

Morgan Hill, Calif. | Valley Christian HS // College of San Mateo

Career Honors: **2020:** Academic All-Big 12 Football First Team. **2019:** Big 12 Commissioner's Honor Roll and Athletic Director's Honor Roll (spring). **2018:** Big 12 Commissioner's Honor Roll and Athletic Director's Honor Roll (spring).

2020 (Jr.): Played in seven of the Jayhawks' nine games of the season, earning starting nods at the QB position at both West Virginia and at Texas Tech ... Completed 60.8% of his passes by going 73-of-120 to his receivers, good for 647 yards on the year ... His completions included six passes that resulted in TDs, tops among the KU QBs on the year. **Coastal Carolina:** Saw action in the season opener, throwing for 156 yards and two touchdowns ... At the 2:29 point of the third quarter, Kendrick connected with Andrew Parchment on a 14-yard touchdown, which was the second of his KU career and his first since 2017 (Rutgers) ... Netted his second passing TD of the day on a five-yard throw to Kwamie Lassiter II, setting a new single-game high for passing touchdowns, passing yards, completions and attempts ... **Oklahoma State:** Completed 11-of-19 passes for 90 yards, with a long of 30 yards, against OSU off the bench ... **at West Virginia:** Made his first-career start at quarterback for Kansas in Morgantown ... Completed 14-of-23 passes for 95 yards and one touchdown, a 43-yard pass to Andrew Parchment to give the Jayhawks their second scoring drive of the day and ultimately put Kansas ahead 10-0 after Jacob Borcila made the PAT ... **Iowa State:** Played in his fourth game of the season for KU, completing 2-of-3 passes in his time on the field ... **at Oklahoma:** Completed 3-of-4 passes for 36 yards in his playing time in Norman ... Included was a 20-yard pass to Will Huggins for a touchdown as time ran out in the game ... **TCU:** Entered the game late in the first half and led KU on a four-play, 75-yard drive in which he went 4/4 for 75 yards, capping off the drive with a passing touchdown, his fourth passing TD this season ... Threw a pair of TD passes to freshman WR Luke Grimm on the afternoon ... Then connected with Takulve Williams for a successful two-point conversion to bring the score to 20-45 with 1:26 to play in the third quarter ... Kendrick's 166 yards through the air marked a new career high for the junior quarterback after he threw for 156 yards in KU's season opener against Coastal Carolina, going 15-of-24 to his receivers ... Against TCU, he was 11-of-18 for the 166 yards and two touchdowns ... **at Texas Tech:** Made his second start of the season at QB for the Jayhawks ... Completed 17-of-29 passes for 102 yards and rushed the ball 15 times for 23 net yards.

2019 (RSo.): Did not see action.

2018 (So.): Saw action in four games before taking a redshirt ... Completed 11-of-18 passes, good for 100 yards and one touchdown ... Also credited with 47 yards rushing and a TD on 16 carries ... **Nicholls:** Made his KU debut ... Completed 2-of-3 passes, good for 12 yards ... Also carried the ball four times for a total of one yard ... **at Central Michigan:** Completed his lone passing attempt for a career-long 15 yards ... Rushed four times for 17 yards, including a career-long 13-yard carry, against the Chippewas ... **Rutgers:** Passed for 66 yards going 6-of-10 on the day, including his first-career touchdown ... Threw a six-yard scoring strike to WR Jeremiah Booker ... Rushed for 31 yards on six attempts, recording his first rushing touchdown on the ground ... **at Baylor:** Passed the ball four times for seven yards and rushed for four yards on four attempts before leaving the game with an injury.

2017 (Fr. at College of San Mateo): Rated a three-star recruit by Rivals.com ... Saw action in 11 games, starting nine ... Threw for 1,889 yards and 18 touchdowns ... Completed 103-of-178 passes, with a long completion of 91 yards ... Also rushed for 417 yards and five scores on 103 carries ... Helped lead San Mateo to an 11-2 overall mark and a runner-up finish in the California Community College Athletic Association (CCCCAA) state championship game ... Played for head coach Larry Owens at CSM.

High School: Helped lead Valley Christian HS to a state runner-up finish and an 13-2 mark as a senior ... Played for head coach Mike Machado at VCHS ... Earned All-CIF honors in 2016 ... Also named co-NorCal Quarterback of the year as a senior.

Personal: Son of Rachell Argell and John Lee Kendrick Jr. ... Majoring in communication studies with a minor in business.

Miles Kendrick Career Stats

RUSHING	g	att	yards	td	long	avg/c	avg/g
2018	4	16	47	1	13	2.9	11.8
2019	0	0	0	0	0	0.0	0.0
2020	7	42	-15	0	20	-0.4	-2.1
TOTAL	11	58	32	1	20	0.6	2.9

PASSING	g	cmp-att-int	yards	td	long	pct	avg/p	avg/g	effic
2018	4	11-19-0	100	1	25	57.9	5.3	25.0	119.5
2019	0	0-0-0	0	0	0	0.0	0.0	0.0	0.0
2020	7	73-120-5	647	6	43	60.8	5.4	92.4	114.3
TOTAL	11	84-139-5	747	7	43	60.4	5.4	67.9	115.0

TOTAL OFFENSE	g	rush	pass	total	avg/g
2018	4	47	100	147	36.8
2019	0	0	0	0	0.0
2020	7	-15	647	632	90.3
TOTAL	11	32	747	779	70.8

SCORING	g	td	rush	rcv	ret	pat	2pat	fg	total	avg/g
2018	4	1	1	0	0	0	0	0	6	1.5
2019	0	0	0	0	0	0	0	0	0	0.0
2020	7	0	0	0	0	0	0	0	0	0.0
TOTAL	11	1	1	0	0	0	0	0	6	0.5

ALL PURPOSE	g	rush	rcv	pr	kr	ir	total	avg/g
2018	4	47	0	0	0	0	47	11.8
2019	0	0	0	0	0	0	0	0.0
2020	7	-15	0	0	0	0	-15	-2.1
TOTAL	11	32	0	0	0	0	32	2.9



MILES KENDRICK

#69



JOE KRAUSE

Offensive Line | 6-3 | 305 | RS | R-Freshman

Prairie Village, Kansas | Shawnee Mission East HS

2020 (RFr.): Saw playing time in a pair of games this season, vs. ISU and TCU, without recording any statistics. Iowa State: Made his Jayhawk debut, seeing playing time against the Cyclones ... **TCU:** Played against the Horned Frogs, his second appearance in the Crimson and Blue this season.

High School: Was an eight-time letterwinner at Shawnee Mission East ... Participated in football, lacrosse, track & field and swimming ... Was two-time Sunflower League Champion and three-time district champion under head coach Justin Hoover ... Earned All-League, All-State and All-District honors twice ... Was a member of National Honor Society.

Personal: Son of Michael and Stephanie Krause ... Has two siblings, Sydney and Chloe ... Father, Mike, played college football at Kearney ... Plans to major in Mechanical Engineering.

#8



KWAMIE LASSITER II

Wide Receiver | 6-0 | 185 | 4L | Super-Senior

Chandler, Arizona | Hamilton HS

Career Honors: **2020:** All-Big 12 Honorable Mention (WR). **2019:** Big 12 Commissioner's Honor Roll and Athletic Director's Honor Roll (spring). **2016:** KU's Scout Team Offensive Player of the Week (Iowa State).

2020 (Sr.): Tops among KU's receiving corps this year with 43 receptions and 458 yards gained through the air ... Those numbers were good for an average of 10.7 yards per catch, with a long reception of 48 yards ... Found the end zone twice when hauling in passes, which put him in a three-way tie for the team lead in that category ... On special teams, returned one kickoff for the Jayhawks, which was a gain of 19 yards. **Coastal Carolina:** Started the season opener at wide receiver, catching five passes for 63 yards and a touchdown ... Came down with the longest catch of his career in the fourth quarter, grabbing a 37-yard reception on a Miles Kendrick throw ... His previous long of 36 yards came against Texas in 2019 ... In addition, he added a touchdown reception from Kendrick, also in the fourth quarter, scoring from five yards out ... The touchdown was the third of his collegiate career, adding one in each of the last two seasons ... **at Baylor:** KU's top receiver against the Bears, making six catches and accumulating 65 yards ... **Oklahoma State:** Caught four passes for 43 yards with a long reception of 30 yards vs. OSU, making him KU's top receiver for the second-straight game ... **at West Virginia:** In KU's starting lineup at wide receiver for the third time this season against the Mountaineers, but did not record any stats ... **at Kansas State:** Led the Jayhawk receivers in Manhattan, recording seven catches for 58 yards ... Six of the senior's catches came in the first half alone ... **Iowa State:** Hauled in five receptions for a total of 66 yards, the most he has accumulated in a single game this season ... Caught a pass from Andrew Parchment for the team's second two-point conversion completed this season, with the previous successful two-point conversion coming against Coastal Carolina in the season opener ... **at Oklahoma:** One of three team captains for the Jayhawks in Norman ... KU's second-leading receiver against the Sooners with four receptions for 29 yards ... **TCU:** One of KU's four team captains for the game against the Horned Frogs ... In the first quarter, the senior caught a 48-yard touchdown pass from freshman QB Jalon Daniels ... That touchdown was Lassiter's second of the season and fourth of his career ... His 116 receiving yards are the most for a KU receiver this season ... In addition, he is also the first KU player to have 100+ receiving yards in a game since Stephen Robinson Jr., against Texas Tech in 2019 ... **at Texas Tech:** KU's third team captain for the game in Lubbock ... Made his eighth start of the season at WR while seeing playing time in all nine contests ... Had five catches on the afternoon for a total of 18 yards through the air ... On special teams, returned one kickoff for 19 yards.

2019 (Jr.): **Indiana State:** Saw action on special teams, returning one punt for 11 yards ... **Coastal Carolina:** Returned two punts for seven yards ... **at Boston College:** Hauled in five catches for a total of 67 yards, with a long reception of 21 yards, all new career bests ... **West Virginia:** Recorded three catches from quarterback Carter Stanley for a total of 45 yards and one touchdown, his first of the season ... **at TCU:** Saw playing time in Fort Worth, but did not record any statistics ... **Oklahoma:** Had one catch on the day ... **at Texas:** Caught five passes on the night, matching his season and career bests ... Accumulated 66 yards receiving ... His long reception of the night, 36 yards, set a new season and career high ... Made one tackle against the Longhorns, the first of his KU career ... **Texas Tech:** Hauled in a season and career-high eight passes for 75 total yards (also a new season and career best) in the Jayhawks' 37-34 Homecoming victory over the Red Raiders ... **Kansas State:** Did not play in the annual Dillons Sunflower Showdown ... **at Oklahoma State:** Back on the gridiron in Stillwater for KU, catching

five passes for a total of 35 yards, with a long reception of 20 yards ... **at Iowa State:** Made his second-straight start of the season at wide receiver for the Jayhawks in Ames ... Hauled in five receptions from quarterback Carter Stanley for a total of 61 yards on the afternoon, with a long catch of 31 yards ... **Baylor:** In his third start of the year, recorded two catches for a total of eight yards on offense ... Also returned one punt on the afternoon ... Made a season and career-high two solo tackles against the nationally ranked Bears.

2018 (So.): Hauled in 12 passes for 87 yards and a touchdown ... Served as KU's primary punt returner, averaging 5.6 yards per return ... Registered 14 returns for 79 yards, with a long of 21 yards ... **Nicholls:** Recorded 26 yards on two punt returns ... **at Central Michigan:** Caught three passes for five yards and returned three punts for 24 yards ... **Rutgers:** Returned one punt for 12 yards ... **Oklahoma State:** Caught his first-career touchdown as a Jayhawk for 20 yards ... **at Texas Tech:** Caught four balls for 41 yards.

2017 (Rfr.): Played in five games ... Saw action against SEMO, Central Michigan, Texas, Oklahoma and Oklahoma State ... **Oklahoma:** Had one rushing attempt but it resulted in a loss of six yards.

2016 (Fr.): Did not see any game action and redshirted.

High School: Picked up two letters at Hamilton HS under head coach Steve Belles ... Earned second team all-punt return as a senior in 2015 ... Also earned one letter in track & field ... Participated in the Arizona state championships in long jump and triple jump.

Personal: Son of Ericka and the late Kwamie Lassiter ... Father, Kwamie, played at KU from 1992-94, helping lead the Jayhawks to a win in the 1992 Aloha Bowl ... Lassiter played in the NFL for the Arizona Cardinals (1995-2002), San Diego Chargers (2003) and St. Louis Rams (2004) ... Has five brothers: Eric, KaVon, Darius, Kwinton and Kwincy ... Also has two sisters: Devon and Darian ... Majoring in liberal arts and sciences.



KWAMIE LASSITER II

Kwamie Lassiter II Career Stats

RUSHING	g	att	yards	td	long	avg/c	avg/g
2016	0	0	0	0	0	0.0	0.0
2017	5	1	-6	0	0	-6.0	-1.2
2018	11	0	0	0	0	0.0	0.0
2019	12	0	0	0	0	0.0	0.0
2020	9	0	0	0	0	0.0	0.0
TOTAL	37	1	-6	0	0	-6.0	-0.2

TOTAL OFFENSE	g	rush	pass	total	avg/g
2016	0	0	0	0	0.0
2017	5	-6	0	-6	-1.2
2018	11	0	0	0	0.0
2019	12	0	0	0	0.0
2020	9	0	0	0	0.0
TOTAL	37	-6	0	-6	-0.2

RECEIVING	g	rec	yards	td	long	rec/g	avg/c	avg/g
2016	0	0	0	0	0	0.0	0.0	0.0
2017	5	0	0	0	0	0.0	0.0	0.0
2018	11	12	87	1	20	1.1	7.2	7.9
2019	12	34	352	1	36	2.8	10.4	29.3
2020	9	43	458	2	48	4.8	10.7	50.9
TOTAL	37	89	897	4	48	2.4	10.1	24.2

SCORING	g	td	rush	rcv	ret	pat	2pat	fg	total	avg/g
2016	0	0	0	0	0	0	0	0	0	0.
2017	5	0	0	0	0	0	0	0	0	0.
2018	11	1	0	1	0	0	1	0	8	0.
2019	12	1	0	1	0	0	0	0	6	0.
2020	9	2	0	2	0	0	2	0	16	1.
TOTAL	37	4	0	4	0	0	3	0	30	0.

PUNT RETURNS	g	no.	yards	td	long	avg/r	avg/g
2016	0	0	0	0	0	0.0	0.0
2017	5	0	0	0	0	0.0	0.0
2018	11	14	79	0	21	5.6	7.2
2019	12	4	18	0	11	4.5	1.5
2020	9	4	-5	0	0	-1.2	-0.6
TOTAL	37	22	92	0	21	4.2	2.5

KICK RETURNS	g	no.	yards	td	long	avg/r	avg/g
2016	0	0	0	0	0	0.0	0.0
2017	5	0	0	0	0	0.0	0.0
2018	11	0	0	0	0	0.0	0.0
2019	12	0	0	0	0	0.0	0.0
2020	9	1	19	0	19	19.0	2.1
TOTAL	37	1	19	0	19	19.0	0.5

ALL PURPOSE	g	rush	rcv	pr	kr	ir	total	avg/g
2016	0	0	0	0	0	0	0	0.0
2017	5	-6	0	0	0	0	-6	-1.2
2018	11	0	87	79	0	0	166	15.1
2019	12	0	352	18	0	0	370	30.8
2020	9	0	458	-5	19	0	472	52.4
TOTAL	37	-6	897	92	19	0	1002	27.1

TACKLES	g	ua	a	total	tfl	pd	ff	fr	blk	qbh
2016	0	0	0	0	0.0-0	0	0	0	0	0
2017	5	0	0	0	0.0-0	0	0	0	0	0
2018	11	0	0	0	0.0-0	0	0	0	0	0
2019	12	4	0	4	0.0-0	0	0	0	0	0
2020	9	0	0	0	0.0-0	0	0	0	0	0
TOTAL	37	4	0	4	0.0-0	0	0	0	0	0



MALCOLM LEE

Defensive Line | 6-5 | 255 | 3L | Senior
Omaha, Nebraska | Bellevue West HS

#99

2020 (Jr.): Played in all nine of the Jayhawks' games, earning starting nods in four of those contests ... Tallied six total tackles for the season, one solo and five assisted ... Added 0.5 TFL (of one yard) ... Intercepted a pass against WVU in the fourth game of the season that was returned for 11 yards. **Coastal Carolina:** Started at defensive tackle in the Jayhawks' season opener ... Assisted on a tackle against the Chanticleers ... **at Baylor:** Again in the starting lineup at defensive tackle in Waco ... **Oklahoma State:** Retained his starting position at defensive end against the Cowboys ... Did not record any stats ... **at West Virginia:** Intercepted his first-career pass against the Mountaineers ... Also assisted on three tackles and registered 0.5 tackles-for-loss (TFL) ... **at Kansas State:** Registered a solo tackle in the annual Dillons Sunflower Showdown ... **Iowa State:** Has seen playing time in each of the team's first six games of the season now ... Did not record any stats against the Cyclones ... **at Oklahoma:** Assisted on a tackle against the Sooners, bringing his season total to six ... **TCU:** Saw playing time in his eighth game this season, of which he has been a starter in four ... Did not record any stats on the afternoon against the Horned Frogs ... **at Texas Tech:** Played in his ninth game of the season for the Jayhawks in Lubbock.

2019 (So.): Coastal Carolina: Made his Jayhawk debut ... Recorded five total tackles (four solo, one assisted) ... Had 0.5 tackles-for-loss as well ... **at Boston College:** Earned his first start of the season at defensive end for the Jayhawks ... Registered three tackles (one solo, two assisted) ... Credited with 0.5 sacks for an Eagles' loss of three yards ... **West Virginia:** Started his second-straight game for the Jayhawks ... Made two tackles on the day, one solo and one assisted ... **at TCU:** Made one solo tackle against the Horned Frogs ... **Oklahoma:** In Kansas' starting lineup for the fourth-consecutive game at defensive tackle ... Did not record any stats on the afternoon against the Sooners ... **Texas Tech:** Made one solo tackle in the Jayhawks' Homecoming victory over the Red Raiders ... **Kansas State:** Contributed two tackles on the day, both of the solo variety ... **at Oklahoma State:** Again tallied two solo tackles against the nationally ranked Cowboys while in Stillwater ... **at Iowa State:** Made a pair of solo tackles against the Cyclones in Ames, his third-straight game doing so for the Jayhawks ... **Baylor:** Appeared in his 10th game of the year for the Jayhawks, but did not record any stats on the afternoon.

2018 (at Iowa Western CC): Earned a three-star rating from both Rivals.com and 247Sports.com ... Ranked number 33 in 247Sports.com's JUCO rankings ... Played in 12 games, picking up 43 total tackles including 5.0 sacks and 10.0 tackles-for-loss.

High School: Played for head coach Michael Huffman at Bellevue West HS.

Personal: Son of Candace and Oudios Lee ... Plans to major in pre-law ... Chose Kansas over offers from FAU, Houston, Iowa, Iowa State, Louisville and others.

Malcolm Lee Career Stats

INTERCEPTIONS	g	no.	yards	td	long	avg/r	avg/g
2019	10	0	0	0	0	0.0	0.0
2020	9	1	11	0	11	11.0	1.2
TOTAL	19	1	11	0	11	11.0	0.6

ALL PURPOSE	g	rush	rcv	pr	kr	ir	total	avg/g
2019	10	0	0	0	0	0	0	0.0
2020	9	0	0	0	0	11	11	1.2
TOTAL	19	0	0	0	0	11	11	0.6

TACKLES	g	ua	a	total	tfl	pd	ff	fr	blk	qbh
2019	10	14	4	18	1.0-4	0	0	0	0	1
2020	9	1	5	6	0.5-1	1	0	0	0	0
TOTAL	19	15	9	24	1.5-5	1	0	0	0	1

SACKS	g	ua	a	total	yards
2019	10	0	1	0.5	3
2020	9	0	0	0.0	0
TOTAL	19	0	1	0.5	3



MALCOLM LEE



JOHNQUAI LEWIS

Safety | 6-0 | 185 | RS | R-Freshman
Hialeah, Florida | Champagnet Catholic HS

#4

2020 (Fr.): The freshman cornerback saw action in two games in his inaugural season as a Jayhawk ... Registered his first collegiate stats with a solo tackle against OSU. **at Baylor:** Made his Kansas debut at Baylor, but did not record any stats ... **Oklahoma State:** Played for the second-straight game against the Cowboys, making one solo tackle for his first-career stats as a Jayhawk.

High School: Labeled a three star recruit by Rivals.com, ESPN and 247 Sports ... Ranked as the No. 95 recruit in the state of Florida, according to Rivals.com ... Played under head coach Hector Clavijo at Champagnet Catholic HS, where they won two State Championships while playing in four-straight title games.

Personal: Son of Tiffany Darien and John Lewis ... Plans to major in either sports management or business ... Chose Kansas over offers from Syracuse, UCF, Michigan, Auburn, Louisville, North Carolina, Nebraska, Pittsburgh, West Virginia and Utah, among others.



TORRY LOCKLIN

Wide Receiver | 6-2 | 205 | 1L | R-Sophomore
Rockdale, Texas | Rockdale HS

#12

2020 (Rfr.): Played in three of the Jayhawks' nine games of the season ... Did not record any statistics for the year. Saw playing time in each of the first two games of the season (Coastal Carolina and at Baylor) but did not record any stats ... **at West Virginia:** Played for the Jayhawks in Morgantown without recording any statistics.

2019 (Fr.): at Texas: Made his Jayhawk debut ... Carried the ball twice for KU, gaining a yard on each attempt ... **Texas Tech:** Saw playing time in the Jayhawks' Homecoming victory over the Red Raiders, but did not record any stats ... **Kansas State:** Did not record any statistics while on the field for Kansas during the annual Dillons Sunflower Showdown ... **at Iowa State:** Made his fourth appearance as a Jayhawk in Ames ... Carried the ball once on the day, which was good enough to tie his season and career high of two yards.

High School: Garnered a three-star rating by 247Sports and ESPN ... Lead Rockdale HS to a 13-3 record winning the Texas 3A state championship in 2017 ... Named TWSA 3A Offensive Player of the Year ... Passed for 2,536 yards with 27 touchdowns and rushed for 2,434 yards with 32 touchdowns ... Played under head coach Jeff Miller at Rockdale HS.

Personal: Son of Kelly and Kerry Locklin ... Plans to major in business ... Father, Kerry, played tight end at New Mexico State and then went on to play for the Los Angeles Rams and Denver Broncos of the NFL ... Kerry Locklin is currently a defensive line coach for the Toronto Argonauts of the CFL, and has also coached at Utah, Morehead State, Eastern Michigan, Fresno State, New York Jets and his alma mater New Mexico State ... Chose Kansas over offers from New Mexico State and Iowa State.



KENNY LOGAN JR.

Safety | 6-0 | 205 | 2L | Junior
St. Augustine, Florida | Menendez HS

#1

Career Honors: 2020: All-Big 12 Honorable Mention (Returner).

2020 (So.): Started on defense for the Jayhawks in eight games, while playing in all nine on the year ... Tops among all Jayhawks in tackles with 58 total for the season (40 solo and 18 assisted) ... Had 1.0 TFL (of six yards) and well as 1.0 sack for a loss of six yards ... On pass defense, the sophomore cornerback registered one quarterback hurry, broke up three passes and made two interceptions, with a return of 12 yards, on the year ... Also forced one fumble ... On special teams, returned 13 kickoffs for a total of 345 yards, good for an average return of 26.5 yards ... His longest return of the season was against ISU, when he went 100 yards for a touchdown. **Coastal Carolina:** Set a new career high in tackles with seven, surpassing his previous best of three, set three times in 2019 ... Returned one kick for 24 yards against the Chanticleers ... **at Baylor:** Led KU's defense at Baylor with seven tackles, 1.0 sack and 1.0 TFL ... Tied his career high in tackles, surpassing his previous high of three set against K-State in 2019 ... In the fourth quarter, recorded his first-career sack on Baylor quarterback Charlie Brewer ... The sack was a loss of six yards, while Logan also stripped Brewer for his first-career forced fumble ... **Oklahoma State:** Again tops in tackles for the Jayhawks' defense with 12 total (eight solo, four assisted), a new career high ... Also broke up one Cowboy pass after earning his second-straight start at safety ... **at West Virginia:** Collected eight tackles (five solo, three assisted) in Morgantown and broke up a Mountaineer pass ... **at Kansas State:** One of three Jayhawk captains for the annual Dillons Sunflower Showdown ... Co-leader of the defensive effort in Manhattan, as he collected six solo tackles on the afternoon ... His season total of 40 tackles leads the team ... **Iowa State:** Tallied his first-career interception in the fourth quarter, returning it 12 yards to the Kansas 30-yard line ... Also made three solo tackles and broke up one ISU pass on the afternoon ... Leads the team with 43 total tackles on the season through six games ... The sophomore's 100-yard kick return for a touchdown in the third quarter was the first of his career and he finished with 124 kickoff return yards in the game ... The 100-yard return is the longest return of the season and is tied for second in program history - tied with Greg Heaggans vs. Missouri State (Sept. 14, 2002), Eric Vann vs. Oklahoma (Oct. 5, 1996) and June Henley vs. Colorado (Nov. 13, 1993) ... **at Oklahoma:** One of three team captains for the Jayhawks in Norman ... Intercepted an OU pass in the first quarter, his second INT in as many games ... With his interceptions in back-to-back games, Logan became the first Jayhawk to accomplish such a feat since 2018, when Shakial Taylor recorded interceptions in consecutive games against Texas (11-17-2018) and Oklahoma (11-23-18) ... Also returned five kickoffs, a new career high, for 118 yards with a long return of 38 yards on the afternoon ... **TCU:** Recorded five tackles on the day (three solo, two assisted) and also registered a quarterback hurry against the Horned Frogs ... Returned four kickoffs for a total of 64 yards, with a long return of 27 yards on the afternoon ... **at Texas Tech:** Tallied three total tackles (two solo, one assisted) vs. the Red Raiders ... Made his eighth start of the season (at the safety position) while having played in all nine of KU's games ... On special teams, returned one kickoff for 15 yards.

2019 (Fr.): Indiana State: Saw action in the return game in the season opener ... Returned one kick for 16 yards ... **Coastal Carolina:** Saw playing time vs. the Chanticleers ... Did not record any stats ... **at Boston College:** Made three solo tackles on special teams, a new career high, in the Jayhawks' win over the Eagles ... **West Virginia:** Did not record any statistics in his playing time against the Mountaineers ... **at TCU:** Compiled 40 yards on three kickoffs, with a long return of 16 yards against the Horned Frogs ... **Oklahoma:** Returned one kickoff for 24 yards ... **at Texas:** Made his first punt return as a Jayhawk, good for 14 yards ... **Texas Tech:** Tied his season and career high in tackles with three in KU's Homecoming victory over the Red Raiders ... **Kansas State:** Made three total tackles (two solo, one assisted) for the third time this season in the annual Dillons Sunflower Showdown ... **at Oklahoma State:** Tallied a pair of tackles (one solo, one assisted) against the nationally ranked Cowboys in Stillwater ... Returned a season and career-high two OSU punts for a total of six yards on special teams ... **at Iowa State:** Returned one Cyclone punt on the afternoon, good for eight yards ... Also made one solo tackle in Ames ... **Baylor:** Set new season and career highs in kickoffs returned with four, good for a total of 70 yards, with a long return of 25 yards ... Recorded a pair of solo tackles against the nationally ranked Bears ... Also had one punt return on the afternoon.

High School: Rated a three-star prospect by 247Sports.com and Rivals.com ... Played for head coach Kyle Skipper at Menendez HS ... Rushed for 1,202 yards with 18 touchdowns his senior season ... Helped lead his team to an 8-3 record ... Earned First Team All-St. John's County honors as an athlete ... Also lettered in basketball and track & field.

Personal: Son of Coretta Blount and Kenneth Logan ... Plans to major in business management... Has one brother, Brandon James and one sister, Angelina Dejuese ... Brother, Brandon, played college football at Florida ... Chose Kansas over offers from USF, Auburn, Ole Miss, Nebraska, Iowa State, Miami (Fla.), Louisville, Minnesota, Pittsburgh, Purdue, UCF and others.

Kenny Logan, Jr. Career Stats

SCORING	g	td	rush	rcv	ret	pat	2pat	fg	total	avg/g
2019	12	0	0	0	0	0	0	0	0	0.0
2020	9	1	0	0	1	0	0	0	6	0.7
TOTAL	21	1	0	0	1	0	0	0	6	0.3

PUNT RETURNS	g	no.	yards	td	long	avg/r	avg/g
2019	12	5	28	0	14	5.6	2.3
2020	9	0	0	0	0	0.0	0.0
TOTAL	21	5	28	0	14	5.6	1.3

KICK RETURNS	g	no.	yards	td	long	avg/r	avg/g
2019	12	9	150	0	25	16.7	12.5
2020	9	13	345	1	100	26.5	38.3
TOTAL	21	22	495	1	100	22.5	23.6

INTERCEPTIONS	g	no.	yards	td	long	avg/r	avg/g
2019	12	0	0	0	0	0.0	0.0
2020	9	2	12	0	12	6.0	1.3
TOTAL	21	2	12	0	12	6.0	0.6

ALL PURPOSE	g	rush	rcv	pr	kr	ir	total	avg/g
2019	12	0	0	28	150	0	178	14.8
2020	9	0	0	0	345	12	357	39.7
TOTAL	21	0	0	28	495	12	535	25.5

TACKLES	g	ua	a	total	tfl	pd	ff	fr	blk	qbh
2019	12	11	3	14	0.0-0	0	0	0	0	0
2020	9	40	18	58	1.0-6	5	1	0	0	1
TOTAL	21	51	21	72	1.0-6	5	1	0	0	1

SACKS	g	ua	a	total	yards
2019	12	0	0	0.0	0
2020	9	1	0	1.0	6
TOTAL	21	1	0	1.0	6



KENNY LOGAN JR.



ADAGIO LOPETI

Offensive Line | 6-4 | 300 | 2L | Super-Senior

East Palo Alto, California | Woodside HS // College of San Mateo

Career Honors: 2019: Academic All-Big 12 Second Team.

2020 (Sr.): Saw playing time in seven of KU's nine games of the season, earning starting nods in five of those contests on the offensive line ... Did not record any statistics on the season. **Coastal Carolina:** Got the start at center against the Chanticleers in the season opener ... **at Baylor:** Saw playing time against the Bears in the team's first Big 12 Conference game of the season ... **Oklahoma State:** Played against the Cowboys but did not record any stats ... **at West Virginia:** In the Jayhawks' starting lineup in Morgantown, this time at right guard ... **at Kansas State:** Earned the start at right tackle, his third start of the season, against the Wildcats ... **at Oklahoma:** Returned to the KU lineup in Norman, making his fourth start of the season ... Has played in six of KU's seven games this season ... **at Texas Tech:** Started at center for KU in Lubbock, his fifth starting nod of the season out of the seven games in which he saw playing time.

2019 (R.Jr.): Played in each of the Jayhawks' 12 games of the season, but did not record any statistics ... Earned four starts on the season in the final five games: vs. Texas Tech, at Oklahoma State, at Iowa State and vs. Baylor.

2018 (Jr.): Did not see any game action and was redshirted.

Personal: Son of Maryanne and Sione Lopeti ... Majoring in sociology.



NICHOLAS MARTINEZ

Offensive Line | 6-5 | 310 | RS | R-Freshman

Anaheim, California | Servite HS

High School: Labeled as a three star recruit by Rivals, ESPN and 247 Sports ... Played under head coach Troy Thomas at Servite HS in Anaheim, California ... Competed in track & field at Servite HS, where he threw the shot put and discus.

Personal: Son of Elizabeth and Rafael Martinez ... Plans to major in business with an emphasis in entrepreneurship ... Chose Kansas over offers from Arizona State and UAB.



DUECE MAYBERRY

Cornerback | 6-0 | 180 | 1L | Sophomore

Tulsa, Oklahoma | Owasso HS

2020 (Fr.): The cornerback saw playing time on defense for the Jayhawks in each of the season's nine games ... Tallied 11 tackles on the season (five solo and six assisted) ... Broke up three opponents' passes and recovered two fumbles. **Coastal Carolina:** Made his first-career appearance for Kansas in the season opener ... **at Baylor:** Broke up a pass against the Bears for his first-career stats as a Jayhawk ... **Oklahoma State:** Registered the first tackles of his KU career against OSU, totaling three (one solo, two assisted) ... **at West Virginia:** Recovered a fumble, broke up a pass and made three tackles (one solo, two assisted) for the second-straight game against the Mountaineers ... **at Kansas State:** Credited with a fumble recovery in the Dillons Sunflower Showdown, his second in as many games ... Also made a solo tackle against the Wildcats ... **Iowa State:** Assisted on two tackles against the Cyclones ... **at Oklahoma:** Has played in each of KU's seven games this season ... Did not record any stats against the Sooners ... **TCU:** Broke up a pass against the Horned Frogs ... Has played in each of KU's eight games so far this year ... **at Texas Tech:** Added two solo tackles to his season stats, having accumulated 11 total tackles (five solo, six assisted) ... Saw playing time in all nine of the Jayhawks' games this season.

High School: Rated a three star prospect by Rivals, 247 Sports and ESPN ... The No. 6-rated player in the state of Oklahoma, according to Rivals ... The No. 2-ranked cornerback in the state of Oklahoma, according to Max Preps ... Played for Bill Blankenship at Owasso HS, where he helped lead the Rams to a 13-0 record in 2019, including winning the Oklahoma 6A-1 State Championship ... Recorded 25 tackles, eight pass breakups, one interception and one sack as a

senior ... Finished his high school career with 13 total interceptions ... Captured two state titles during his last three seasons at Owasso HS ... Also lettered in track & field, where he earned the Fastest Sprinter Award for OHS.

Personal: Full name is Delbert Mayberry Jr., ... Son of Delbert Sr., and Leslie Mayberry ... Older brother, Kyle, is a senior cornerback for the Jayhawks ... Plans to major in sports communications ... Chose Kansas over Tulane.

Duece Mayberry Career Stats

TACKLES	g	ua	a	total	tfl	pd	ff	fr	blk	qbh
2020	9	5	6	11	0.0-0	3	0	2	0	0
TOTAL	9	5	6	11	0.0-0	3	0	2	0	0



STEVEN MCBRIDE

Wide Receiver | 6-0 | 170 | 1L | Sophomore

Napoleonville, Louisiana | East Ascension HS

2020 (Fr.): Played in six games throughout the season, earning a start in the season finale vs. TTU ... Caught four passes in those six games, good for 17 yards total, or an average of 4.2 yards per catch. **Oklahoma State:** Made his Kansas debut against the Cowboys but did not record any stats ... **at West Virginia:** Saw playing time in Morgantown, did not record any statistics ... **at Kansas State:** Hauled in three receptions for 17 yards, with a long catch of the day being seven yards ... His previous career high was one catch at West Virginia in the last game ... **Iowa State:** Played in his fourth-straight game against the Cyclones ... Did not record any stats on the afternoon ... **at Oklahoma:** Made his fifth appearance of the season in Norman without recording any statistics ... **at Texas Tech:** Earned his first start of the season (at WR) in Lubbock ... Joined the group of 11 true freshmen to have started at least one game throughout the season ... Did not record any stats on the afternoon.

High School: Rated a three star prospect by Rivals, 247 Sports and ESPN ... Played for head coach Darnell Lee at East Ascension HS ... The No. 52-ranked player in the state of Louisiana according to 247 Sports ... Recorded 46 catches for 984 yards and 12 touchdowns in 2019 ... Named to the 5-5A All-District First Team following his senior season ... Also earned All-Metro First Team honors in 2019 ... Had 566 receiving yards and seven total touchdowns in his junior season ... Took home 5-5A All-District and All-Metro First Team honors in 2018 ... Also lettered in basketball and track & field, where he was a Louisiana state qualifier in the long jump ... Took home all-district and all-region honors in the long jump in 2019.

Personal: Son of Dana McBride and Steven Blaine ... Has two siblings; a sister, Salayah, and a brother, Ja'Kye ... Plans to major in mechanical engineering ... Cousin, Tramon Williams, plays cornerback for the Green Bay Packers ... Selected Kansas over Wake Forest and Louisiana Tech, among others.

Steven McBride Career Stats

RECEIVING	g	rec	yards	td	long	rec/g	avg/c	avg/g
2020	6	4	17	0	7	0.7	4.2	2.8
TOTAL	6	4	17	0	7	0.7	4.2	2.8

ALL PURPOSE	g	rush	rcv	pr	kr	ir	total	avg/g
2020	6	0	17	0	0	0	17	2.8
TOTAL	6	0	17	0	0	0	17	2.8



JORDAN MEDLEY

Wide Receiver | 6-2 | 210 | RS | R-Sophomore

Kannapolis, North Carolina | A.L. Brown HS

High School: Played for head coach Mike Newsome at A.L. Brown HS ... Threw for 2,203 yards with 17 touchdowns his senior season ... Also lettered in basketball and track & field.

Personal: Son of Coy Medley ... Currently undecided on major ... Chose Kansas over offers from Charlotte, UMass, Army and Air Force.



BEN MILES

Fullback | 6-1 | 237 | 2L | R-Senior
Baton Rouge, Louisiana | Catholic HS

#29

Career Honors: 2019: Honorable Mention All-Big 12.

2020 (Jr.): Played in each of the team's nine games throughout the season, earning starts in both the season opener and season finale ... Caught three passes for eight yards, an average of 2.7 yards per catch ... On special teams, returned a pair of kickoffs for a total of 15 yards, with a long return of eight yards. **Coastal Carolina:** Started the season opener at fullback, did not record any stats ... **at Baylor:** Saw playing time against Baylor, but did not record any stats ... **Oklahoma State:** Caught one pass for one yard against the Cowboys on Homecoming ... **at West Virginia:** Returned a kickoff eight yards against the Mountaineers while playing in his fourth game of the season ... **at Kansas State:** Saw playing time in the Dillons Sunflower Showdown without recording any statistics ... **Iowa State:** Returned one Cyclone kickoff for seven yards ... Has now played in each of the team's first six games of the season ... **at Oklahoma:** Caught one pass for a gain of seven yards against the Sooners in Norman ... **TCU:** Made his eighth appearance of the season against the Horned Frogs ... Caught one pass, without any gain ... **at Texas Tech:** The team's starter at FB in Lubbock, while seeing playing time in each of the nine games this year ... Did not record any stats against the Red Raiders.

2019 (So.): **Indiana State:** Made his Jayhawk debut, starting at fullback ... **Coastal Carolina:** Started at fullback vs. the Chanticleers ... Returned one kickoff for 12 yards ... **at Boston College:** Started his third-consecutive game for Kansas ... Did not record any statistics ... **West Virginia:** In the starting lineup, at fullback, against the Mountaineers ... **at TCU:** Tallied the first tackle of his collegiate career against the Horned Frogs ... **Oklahoma:** Returned to Kansas' starting lineup at fullback against the Sooners ... **at Texas:** Caught one pass from quarterback Carter Stanley to record his first reception of the season as well as his career ... His catch was good for a gain of two yards ... **Texas Tech:** Carried the ball one time for a gain of one yard in the Jayhawks' Homecoming victory over the Red Raiders ... **Kansas State:** Rushed the ball once (without a gain) against the Wildcats in the annual Dillons Sunflower Showdown ... **at Oklahoma State:** In the starting lineup for the Jayhawks in Stillwater, his eighth start of the season ... Did not record any statistics against the nationally ranked Cowboys ... **at Iowa State:** Carried the ball one time against the Cyclones in Ames ... **Baylor:** Played in his 12th game in the team's season finale against the Bears in Lawrence.

2018 (Rfr.): Appeared in one game for Texas A&M, providing the Aggies with quality depth at fullback.

2017 (Fr.): Redshirted his first season of collegiate football while at Nebraska.

High School: Played for Dale Wiener at Catholic HS in Baton Rouge, Louisiana ... Regarded as one of the nation's top fullback prospects ... As a senior, helped Catholic High to a 10-3 record and a trip to the quarterfinals of the Division I state playoffs ... Had 49 carries for 236 yards and two touchdowns, caught 22 passes for 223 yards and two touchdowns ... Named a team captain during his senior season and was an all-district choice ... A key part of Catholic High's success in 2015 as the team posted a 10-3 record and went on a playoff run that led to a Division I state championship ... Member of the 2014 campaign when Catholic High reached the state quarterfinals ... Regarded among the top three fullbacks in the nation by all major recruiting outlets ... Ranked as the No. 22 overall prospect in Louisiana by ESPN and as the No. 34 player in Louisiana by Rivals.com.

Personal: Son of Les and Kathy Miles.



STEVEN PARKER

Defensive End | 6-4 | 240 | 2L | R-Sophomore
Dallas, Texas | South Oak Cliff HS

#14

2020 (Rfr.): Saw playing time in all nine of KU's games this season ... Earned starts twice, vs. CCU and at KSU ... In a three-way tie for sixth amongst the Jayhawks with 27 total tackles on the season (20 solo, seven assisted) ... Recorded 3.0 tackles-for-loss (of four yards) and hurried the opposing team's quarterback on a single occasion. **Coastal Carolina:** Started his first-career game at linebacker in the Jayhawks' season opener ... **at Baylor:** Assisted on two tackles against the Bears, his first stats of the season ... **Oklahoma State:** Collected four total tackles (two solo, two assisted) against the Cowboys, doubling his previous career best ... **at West Virginia:** Made his fourth appearance of the season and recorded a solo tackle against the Mountaineers ... **at Kansas State:** Recorded the first tackle-for-loss of his Kansas career during the Dillons Sunflower Showdown ... Set a new career high with five tackles,

with his previous high of four came against Oklahoma State earlier this season ... Also had a quarterback hurry against the Wildcats ... **Iowa State:** Recorded another TFL against the Cyclones in addition to making three solo tackles on the afternoon ... **at Oklahoma:** Matched his season and career-best five tackles (initially set at K-State, 10/24) as well as TFLs, with 1.0 for the third-consecutive game ... **TCU:** Totaled three tackles against the Horned Frogs, two of the solo variety and one assisted ... **at Texas Tech:** Recorded four solo tackles against the Red Raiders ... Saw playing time in each of the team's nine games this season.

2019 (Fr.): **at Boston College:** Made his Jayhawk debut in Chestnut Hill ... Assisted on one tackle to make his way onto the stat sheet ... **at TCU:** Saw playing time, but did not record any statistics in Fort Worth ... **Oklahoma:** Made a solo tackle against the Sooners, as well as causing one quarterback hurry, both of which were season/career highs for the freshman ... **Baylor:** Played against the nationally ranked Bears, but did not record any statistics in his fourth game of the season for KU.

High School: Earned a four star rating by 247Sports.com and Rivals.com ranking in the top 400 ... Rated top 20 at his position in the country ... Played for head coach Jason Todd at South Oak Cliff HS ... Totaled 100 tackles, including 20 sacks and 26 tackles-for-loss ... Helped lead South Oak Cliff to a 11-1 record ... Earned Texas 6-5A Player of the Year and District 5-A Defensive Player of the Year honors his senior season ... Rated No. 36 in the Dallas Morning News Top 100 rankings ... Earned District 11-5A Defensive MVP honors as a junior.

Personal: Son of Die Anie Blythe and Dyaniece Taylor ... Currently undecided in major ... Chose Kansas over offers from Nebraska, UCLA, Texas Tech, Arkansas, Baylor, Houston, Indiana, Iowa, Purdue and TCU.

Steven Parker Career Stats

TACKLES	g	ua	a	total	tfl	pd	ff	fr	blk	qbh
2019	4	1	1	2	0.0-0	0	0	0	0	1
2020	9	20	7	27	3.0-4	0	0	0	0	1
TOTAL	13	21	8	29	3.0-4	0	0	0	0	2



KYLER PEARSON

Wide Receiver | 5-8 | 155 | RS | R-Freshman
Tulsa, Oklahoma | Union HS

#27

2020 (Fr.): Played in three-straight games for KU toward the end of the season ... On special teams, returned five kickoffs for 83 yards, an average of 16.6 yards per return, with a long return of 22 yards. **Iowa State:** Made his first appearance in a Kansas uniform and recorded his first-ever kickoff return for 18 yards ... Finished the game with a pair of KO returns for a total of 25 yards ... **at Oklahoma:** Tied a season-high two kick return attempts and set a new single-game high with 36 return yards ... **TCU:** In his third time taking the field for the Jayhawks this season, returned one kickoff for 22 yards on the afternoon.

High School: Earned a three star rating from 247sports and ESPN and a two star rating from Rivals... Played two varsity seasons under head coach Aaron Riley ... Rated the No. 30 overall prospect in the state of Oklahoma by Rivals ... Helped Union HS to the Oklahoma Class 6A-I state semifinals as a junior ... Hauled in 57 receptions for 551 yards and 10 touchdowns as a junior ... Caught 40 passes for 421 yards and 4 touchdowns during his sophomore campaign.

Personal: Son of Lana and Preston Pearson ... Plans to major in architecture.



ALONSO PERSON

Outside Linebacker | 6-3 | 230 | RS | R-Freshman
Harbor City, California | Narbonne HS

#23

High School: Labeled a three star recruit by Rivals, ESPN and 247 Sports ... Ranked as the No. 89 player in the state of California and the No. 100 outside linebacker in the country, according to ESPN ... Played outside linebacker at Narbonne HS in Harbor City, California, under head coach Manuel Douglas ... Recorded 27 solo tackles and 44 total tackles in his senior season ... Picked up one sack and two interceptions in 2019.

Personal: Son of Stefany "Nikki" Lovette ... Plans to double major in business and communications ... Chose Kansas over offers from Arizona, Arizona State, Illinois, Oregon and others.



AMAURI PESECK-HICKSON

Running Back | 6-0 | 230 | RS | R-Freshman

Omaha, Nebraska | Blue Valley North HS

2020 (Fr.): Earned playing time in the last four games of the season for KU, with one starting assignment against TCU ... Carried the ball 40 times for a net gain of 145 yards ... That's an average of 3.6 yards per carry and an average of 36.2 yards per game ... His long rush of the season was good for 30 yards ... Also had a pair of receptions on the season for a total of 10 yards. **Iowa State:** Made his Jayhawk debut against the Cyclones without recording any stats ... **at Oklahoma:** Tallied career-highs in rushing attempts (10) and rushing yards (43) in his second appearance this season ... **TCU:** One of six true freshmen to start on offense for the Jayhawks against the Horned Frogs, he at RB ... Set a career high in carries, rushing yards, receptions and receiving yards with 100 yards on the ground on 22 carries and four receiving yards on one catch ... **at Texas Tech:** Caught one pass from QB Miles Kendrick for a gain of six yards ... Also carried the ball seven times in Lubbock while playing in his fourth-straight game for the Jayhawks.

High School: Rated a three-star athlete by 247Sports.com, Rivals.com, and ESPN.com ... Played for head coach Andy Sims at Blue Valley North HS ... Versatile offensive player, rushing for 923 yards with eight touchdowns, while catching 14 touchdowns for 812 yards.

Personal: Son of Alison Hickson and Shermaine Hickson ... Plans to major in sport management ... Chose Kansas over offers from Michigan, Iowa State and Kansas State.

Amauri Peseck-Hickson Career Stats

RUSHING	g	att	yards	td	long	avg/c	avg/g
2020	4	40	145	0	30	3.6	36.2
TOTAL	4	40	145	0	30	3.6	36.2

TOTAL OFFENSE	g	rush	pass	total	avg/g
2020	4	145	0	145	36.2
TOTAL	4	145	0	145	36.2

RECEIVING	g	rec	yards	td	long	rec/g	avg/c	avg/g
2020	4	2	10	0	6	0.5	5.0	2.5
TOTAL	4	2	10	0	6	0.5	5.0	2.5

ALL PURPOSE	g	rush	rcv	pr	kr	ir	total	avg/g
2020	4	145	10	0	0	0	155	38.8
TOTAL	4	145	10	0	0	0	155	38.8



GAVIN POTTER

Linebacker | 6-2 | 225 | 2L | Junior

Broken Arrow, Oklahoma | Broken Arrow HS

Career Honors: 2019: Honorable Mention All-Big 12.

2020 (So.): Saw playing time in eight of KU's nine games this season, earning five-straight starts to close out the year ... Fourth among the KU defenders with 35 tackles (25 solo, 10 assisted) ... Recorded 2.0 TFL for a loss of 10 yards ... Hurried the opponents' QBs three times and also broke up a pass to round out his season stats. **Coastal Carolina:** Made three solo tackles against the Chanticleers in the Jayhawks' season opener ... **at Baylor:** Recorded 1.0 TFL for a loss of nine yards and made four total tackles against the Bears ... **at West Virginia:** Collected five total tackles (three solo, two assisted) in Morgantown ... **at Kansas State:** In the starting lineup for the Jayhawks for the first time this season at linebacker ... Tallied three tackles (two solo, one assisted) ... **Iowa State:** One of three starting linebackers for the Jayhawks against the Cyclones ... Recorded six solo tackles (four solo and one assisted) while also credited with two quarterback hurries on the afternoon ... **at Oklahoma:** Started at linebacker for the third-straight game against the Sooners ... Recorded four tackles (two solo, two assisted), a pass breakup and a quarterback hurry ... **TCU:** Co-leader of the Jayhawk defense against the Horned Frogs, totaling six solo tackles ... Also recorded one TFL for a yard ... **at Texas Tech:** Started his fifth-consecutive game at LB for the Jayhawks in Lubbock, having played in eight of the team's nine games this season ... Added five tackles (two solo, three assisted) to his season total, to bring it to 35, good for fourth on the team.

2019 (Fr.): **Indiana State:** Saw playing time but did not record any stats ... **Coastal Carolina:** Saw playing time vs. the Chanticleers ... Did not record any stats ... **at Boston College:** Tallied five total tackles (three solo, two assisted) for the Jayhawks in Chestnut Hill ... Also recorded one quarterback hurry ... Both statistics were career bests ... **West Virginia:** Made two solo

#23

tackles against the Mountaineers ... Recorded his first tackle-for-loss (TFL) as a Jayhawk for a WVU loss of one yard ... **at TCU:** Made his first start as a Jayhawk, at the linebacker position ... Led the team defensively with 11 total tackles (nine solo, two assisted) ... **Oklahoma:** Started his second-straight game at linebacker against the Sooners ... Tallied one assisted tackle on the afternoon ... **at Texas:** Set a new career high in sacks, accumulating 1.5 on the night, for a loss of 14 yards ... Led the team in tackles for the second time this season with his nine total (six solo, three assisted) ... Tallied 2.5 TFLs for 16 yards against the Longhorns, a new season and career best ... Also credited with hurrying the quarterback once, which also matched his best ... **Texas Tech:** Co-leader for the Jayhawk defense with seven total tackles (six solo, one assisted) in the 37-34 Homecoming victory ... Broke up the first pass of his season and KU career against the Red Raiders ... **Kansas State:** Tallied five total tackles (four solo, one assisted) in the annual Dillons Sunflower Showdown ... Matched his season/career high with a quarterback hurry against the Wildcats as well ... **at Oklahoma State:** Made his 10th appearance of the season for the Jayhawks in Stillwater, where he made one solo tackle and assisted on three for a total of four on the afternoon ... **at Iowa State:** Set a new season and career high in quarterback hurries with two in Ames ... Also assisted on six tackles against the Cyclones ... **Baylor:** Helped lead the Jayhawks' defensive effort against the nationally ranked Bears by making six solo tackles on the day, tied for the most by a KU defender with Kyron Johnson.

High School: Earned a three-star rating from 247Sports.com and Rivals.com ... Helped lead Broken Arrow HS to a 6A state championship with a perfect 13-0 record in 2018 ... Played under head coach David Alexander at Broken Arrow HS ... Named a finalist for Oklahoma Defensive Player of the Year by the Tulsa World ... Earned All-State First Team honors from The Oklahoman and USA Today at linebacker, after playing on offense until his senior season ... Recorded 92 total tackles with two sacks including 52 solos and 40 assists his senior season ... He also added 23 tackles-for-loss, three fumble recoveries, two blocked kicks and an interception ... Also a standout wrestler, having two state titles to his name.

Personal: Son of Wes Ontiveros and Angie Potter ... Plans to major in marketing ... Chose Kansas over offers from Kansas State, Incarnate Word and Kent State.

Gavin Potter Career Stats

TACKLES	g	ua	a	total	tfl	pd	ff	fr	blk	qbh
2019	12	37	19	56	3.5-17	1	0	0	0	5
2020	8	25	10	35	2.0-10	1	0	0	0	3
TOTAL	20	62	29	91	5.5-27	2	0	0	0	8

SACKS	g	ua	a	total	yards
2019	12	1	1	1.5	14
2020	8	0	0	0.0	0
TOTAL	20	1	1	1.5	14



JORDAN PRESTON

Quarterback | 5-10 | 190 | RS | R-Sophomore

Lawrence, Kansas | Mill Valley HS

2019 (Fr.): Did not see game action.

High School: Began at Lawrence Free State High School before transferring to Mill Valley ... Led the Jaguars to a 7-4 record in 2018, behind 150 completions on 267 attempts for 1,872 yards for 12 touchdowns ... Selected to the team's leadership council.



DANNY ROBINSON

Offensive Line | 6-5 | 315 | RS | R-Freshman

Overland Park, Kansas | Blue Valley Northwest HS

High School: Played at Blue Valley Northwest HS under head coach Clint Rider ... Credited with 13 pancake blocks, two fumble recoveries and three blocked field goals in 2019 ... Named All-Eastern Kansas League Honorable Mention as a senior ... Earned Blue Valley Northwest's August Athlete of the Month in 2019 ... Voted a football team captain as a junior and senior ... Selected for BVNW Victory and Honor Award in 2019 ... Also earned three letters in wrestling ... Voted a wrestling team captain as a senior ... Named to the All-Academic team for wrestling as a junior.

Personal: Son of Amy and Rick Robinson ... His father, Rick, played basketball at Washington University ... Has one brother, Joey, and one sister, Katie Ann ... Member of the National Honor Society ... Plans to major in finance.

#13

#66



#90

JEREME ROBINSON

Defensive Line | 6-3 | 260 | 1L | Sophomore

Montgomery, Alabama | Carver HS

2020 (Fr.): Played in six of the Jayhawks' nine games this season ... Totaled three tackles (one solo and two assisted) as well as 1.0 TFL (for a loss of a yard) in his playing time in his first collegiate football season. **at Baylor:** Made his Kansas debut against the Bears, but did not record any stats ... **Oklahoma State:** Assisted on one tackle against the Cowboys for his first stats as a Jayhawk ... **Iowa State:** Donned the Crimson and Blue for the third game this season, but did not register any statistics against the Cyclones ... **at Oklahoma:** Assisted on a tackle against the Sooners, registering his second tackle of the season ... **TCU:** Got his first-career tackle-for-loss in the fourth quarter against the Horned Frogs ... It was also his first-career solo tackle as a Jayhawk ... **at Texas Tech:** Made his sixth appearance for KU in the team's nine-game season.

High School: Rated a three-star prospect by 247Sports.com ... Helped lead Carver High School to an 8-3 mark in 2018 ... Played for head coach James Thompson at Carver ... Also lettered in basketball, helping lead the Wolverines to the Alabama Class 6A state title in 2018.

Personal: Son of Adrienne Fowler ... Currently undecided on a major ... Chose Kansas over offers from UAB, Bowling Green and UL Monroe.

Jereme Robinson Career Stats

TACKLES	g	ua	a	total	tfl	pd	ff	fr	blk	qbh
2020	6	1	2	3	1.0-1	0	0	0	0	0
TOTAL	6	1	2	3	1.0-1	0	0	0	0	0



#33

SPENCER ROE

Fullback | 6-3 | 255 | 2L | R-Junior

Lawrence, Kansas | Free State HS

Career Honors: 2019: Big 12 Commissioner's Honor Roll and Athletic Director's Honor Roll (spring).

2020 (So.): Played in seven of the Jayhawks' nine games of the season without recording any stats. **at Baylor:** Made his first appearance of the season at Baylor, did not record any stats ... **Oklahoma State:** Played against the Cowboys but did not record any stats ... **at West Virginia:** Saw action in Morgantown without recording any statistics ... **at Kansas State:** Did not have stats in his playing time against the Wildcats in the annual Dillons Sunflower Showdown ... **Iowa State:** Has played in five of KU's six games now this season ... Did not record any stats against the Cyclones ... **at Oklahoma:** Made his sixth appearance of the season against the Sooners, did not record any stats ... **TCU:** Has now seen playing time in seven of the Jayhawks' eight games this season.

2019 (RFr.): Saw playing time in nine of the Jayhawks' 12 games of the season ... **at Iowa State:** Caught a two-yard reception in the third quarter from quarterback Carter Stanley, which marked the first catch of his KU career, as well as his first touchdown reception as a Jayhawk.

2018 (Fr.): Redshirted his first season at KU.

High School: Earned a total of eight letters at Free State HS playing football, basketball and baseball ... Played football under head coach Bob Lisher ... Helped lead the Firebirds to two conference titles and three district championships ... Guided FSHS to an undefeated regular season in 2017 ... Picked up First Team All-State honors and First Team All-Sunflower League honors as a senior ... Named to the All-Simone Team in 2017 ... Earned a spot on the honor roll all four years at Free State HS.

Personal: Son of Shelly and Anthony Roe ... Majoring in pre-sport management ... Joins fellow Free State alums Bryce Tornado, Jalan Robinson and Jay Dineen on the Jayhawk roster.



#98

CALEB SAMPSON

Defensive Line | 6-3 | 292 | 2L | Senior

Saint Rose, Louisiana | Northlake Christian HS

2020 (Jr.): A starter for KU in each of the Jayhawks' nine games this season ... Registered 15 tackles (12 solo, three assisted) ... Also had 2.0 TFL of five yards ... Recorded one quarterback hurry on the year. **Coastal Carolina:** Made three solo tackles against the Chanticleers in the Jayhawks' season opener after starting the game at defensive end ... **at Baylor:** Again in the starting lineup at defensive end for KU ... Recorded two total tackles in Waco ... **Oklahoma State:** Started at defensive end against the Cowboys and recorded two solo tackles ... **at West Virginia:** Registered one tackle after being in the starting for the fourth time this season at defensive end ... Also had 1.0 TFL for a loss of three yards ... **at Kansas State:** Again in the starting lineup for the fifth time this season ... Did not record any stats ... **Iowa State:** Earned the starting nod once again at defensive end for the sixth-straight game ... Collected two tackles on the afternoon (one solo and one assisted) vs. the Cyclones ... **at Oklahoma:** In the starting lineup for the seventh time this season in Norman ... Did not record any stats ... **TCU:** Started his eighth-straight game against the Horned Frogs, manning the DT spot ... **at Texas Tech:** KU's starting DE in each of the team's nine games this season ... Recorded five total tackles (four solo, one assisted) against the Red Raiders ... Registered 1.0 tackle-for-loss (for two yards), his second TFL of the season.

2019 (So.): Saw playing time in each of the first two games of the season (Indiana State and Coastal Carolina) but did not record any statistics ... **at Boston College:** Made two tackles for the Jayhawks, a new career high in his first season at Kansas ... **West Virginia:** Made his first sack (and tackle-for-loss) as a Jayhawk, good for a WVU loss of seven yards ... Tallied one solo tackle on the day ... **at TCU:** His 1.0 sack resulted in an 11-yard loss for the Horned Frogs ... His sack and TFL totals (1.0 each) tied his KU career bests ... Also made one solo tackle on the day ... **Oklahoma:** Saw playing time against the nationally ranked Sooners, but did not record any statistics on the afternoon ... **at Texas:** In the starting lineup at defensive tackle for the first time in his Kansas career ... Tallied four total tackles against the Longhorns (three solo, one assisted), also a new KU-career best ... Broke up one Texas pass on the night, again marking another season and KU-career best in Austin ... **Texas Tech:** Started for the second-consecutive game in KU's Homecoming win over the Red Raiders ... **Kansas State:** Logged one solo tackle in the annual Dillons Sunflower Showdown ... **at Oklahoma State:** Made his fourth-straight start on defense for KU in Stillwater, again making a single solo tackle on the day ... **at Iowa State:** In the starting lineup at defensive tackle for the Jayhawks in his fifth-consecutive game ... Tied his season and KU-career high with one Cyclone pass breakup ... Also assisted on one tackle in Ames ... **Baylor:** Made his sixth start of the season for KU at defensive end, while playing in all 12 games ... Had one solo stop in the contest against the nationally ranked Bears.

2018 (Fr. at Coahoma CC): Played in eight games with Coahoma CC recording 28 total tackles with 2.5 sacks ... Also posted 5.5 tackles-for-loss and a fumble recovery ... Earned Mississippi Association of Community and Junior Colleges (MACJC) All-State North Second Team honors ... Played for head coach Steve Miller at Coahoma.

High School: Earned a three-star rating from 247Sports.com ... Played under head coach Anthony Agresta at Northlake Christian HS ... Had 31 tackles in the trenches for the Wolverines as a senior in 2016, including 2.5 quarterback sacks on the season ... As a junior, turned in similar numbers, amassing 30 stops and 2.5 sacks, with one interception.

Personal: Son of Lasandra Sampson ... Plans to major in business ... Chose Kansas over offers from Houston, Western Kentucky, UTEP, UTSA and South Alabama.

Caleb Sampson Career Stats

TACKLES	g	ua	a	total	tfl	pd	ff	fr	blk	qbh
2019	12	8	4	12	2.0-18	3	0	0	0	0
2020	9	12	3	15	2.0-5	0	0	0	0	1
TOTAL	21	20	7	27	4.0-23	3	0	0	0	1

SACKS	g	ua	a	total	yards
2019	12	2	0	2.0	18
2020	9	0	0	0.0	0
TOTAL	21	2	0	2.0	18



JACKSON SATTERWHITE

Offensive Line | 6-5 | 295 | RS | R-Freshman

Miami, Oklahoma | Miami HS

High School: Rated a three-star prospect by Rivals and 247Sports ... Rated the 18th best player in Oklahoma by Rivals ... Tabbed the 25th best prospect in the state of Oklahoma by 247Sports ... Coached by head coach Zach Gardner at Miami HS ... Named Class 4-3A Best Offensive Lineman in 2019 ... Also lettered in basketball and baseball.

Personal: Son of Nichole and Stacey Satterwhite ... His father, Stacey, played on the defensive line at Oklahoma State and with the Denver Broncos in the NFL ... Has one brother, Reece ... Plans to major in business.



RONALDO SIGERS

Offensive Line | 6-4 | 326 | RS | R-Freshman

Miramar, Florida | Champagnat Catholic HS



QUENTIN SKINNER

Wide Receiver | 6-4 | 183 | RS | R-Freshman

Claremore, Oklahoma | Claremore HS

High School: Played at Claremore HS under Head Coach Blake Byars ... Amassed 59 catches for 759 receiving yards in his career at Claremore, scoring nine receiving touchdowns ... Only played in four games his senior season, hauling in nine receptions for 171 yards and three touchdowns before missing the rest of the season due to injury.

Personal: Son of Jamie Dillard and Reggie Skinner ... Plans to major in business.



CALEB TAYLOR

Defensive Line | 6-2 | 257 | RS | R-Freshman

St. Louis, Missouri | Staley HS

2020 (Fr.): Saw playing time in each of KU's final three games of the season ... Recorded three tackles (one solo, two assisted) ... Forced a fumble, which was returned for 15 yards. **at Oklahoma:** Made his first appearance for the Jayhawks this season and recorded his first stats, collecting two assisted tackles against the Sooners ... **TCU:** Recorded his first stats as a Jayhawk when the freshman defensive lineman made a solo tackle in the second quarter ... **at Texas Tech:** Played on KU's defense for the third game in a row ... In the fourth quarter, he recovered and returned KU's third forced fumble of the day for 15 yards ... The fumble recovery was a career first for the freshman from Kansas City, Missouri.

High School: Rated a three star strongside defensive end by Rivals.com ... Also earned a three-star rating from ESPN and 247 Sports ... Helped Staley HS to the District Championship in 2019 under the direction of head coach Phil Lite ... Voted First Team AllConference his junior year at Hazelwood Central HS in St. Louis, Missouri ... Had a breakout game in the playoffs against Raytown during his senior year, scoring two touchdowns, including an interception, while recording two sacks and seven tackles.

Personal: Son of Chandra and Brian Taylor ... Has five siblings: Nick, BJ, Chris, Eric and Tay ... Plans to major in architecture ... Chose Kansas over offers from Illinois, Iowa State, Ohio, SMU and Wyoming, among others.

Caleb Taylor Career Stats

ALL PURPOSE	g	rush	rcv	pr	kr	ir	total	avg/g
2020	3	0	0	0	0	0	0	0.0
TOTAL	3	0	0	0	0	0	0	0.0

TACKLES	g	ua	a	total	tfl	pd	ff	fr	blk	qbh
2020	3	1	2	3	0.0-0	0	0	1	0	0
TOTAL	3	1	2	3	0.0-0	0	0	1	0	0



RICKY THOMAS JR.

Safety | 5-10 | 185 | 3L | Super-Senior

New Orleans, Louisiana | Dutchtown HS // Blinn JC

2020 (Sr.): A starter on defense for KU in each of the eight games in which he played this season ... Tied for second amongst the Jayhawk defenders with 42 total tackles made on the season (24 solo and 18 assisted) ... Broke up four passes, which was third on the team ... Registered 0.5 TFL (of a yard). **Coastal Carolina:** Registered three tackles in the Jayhawks' season opener (two solo, one assisted and 0.5 TFL for a loss of 1 yard) ... **at Baylor:** Started at safety for the Jayhawks ... Recorded three tackles for the second-consecutive game this season ... **at West Virginia:** Collected a career-high seven tackles (four solo, three assisted) ... Also registered a new career high in pass breakups (PBUs) with two of the Jayhawks' 10 total PBUs on the afternoon ... **at Kansas State:** Broke up a K-State pass in the Dillons Sunflower Showdown and made a solo tackle against the Wildcats ... **Iowa State:** Tied his career-high seven tackles, with five coming in the first half, which moved his season total to 21 ... **at Oklahoma:** Tied a new career-high eight tackles against the Sooners in Norman, surpassing his previous high of seven, which he set at West Virginia (10-17-20) and vs. Iowa State (10-31-20) ... He also tied a career-high four solo tackles, duplicating the mark he set at West Virginia earlier this season ... **TCU:** Co-leader of the Jayhawk defense against the Horned Frogs with six total tackles (four solo, two assisted) ... Tied his career high in solo tackles with four; he had made four solo tackles three times before, most recently last week against Oklahoma ... **at Texas Tech:** Again the co-leader on defense for KU with seven total tackles (five solo and two assisted), bringing his season total to 42 tackles, good for second among all Jayhawks for the year.

2019 (Jr.): **Indiana State:** Saw playing time but did not record any stats ... **Coastal Carolina:** Recorded three solo tackles, his most this season ... Also matched his career high with one tackle-for-loss ... **at Boston College:** Did not record any statistics in his playing time while in Chestnut Hill ... **West Virginia:** Assisted on one tackle against the Mountaineers ... **at TCU:** Matched his career high in tackles with four in Fort Worth, all of which were solo tackles ... **Oklahoma:** Contributed three tackles (two solo, one assisted) to Kansas' defensive effort against the nationally ranked Sooners ... **at Texas:** Made three tackles against the nationally ranked Longhorns, two solo and one assisted ... **Texas Tech:** Played, but did not record any stats, in KU's Homecoming victory over the Red Raiders, 37-34 ... **Kansas State:** Made two solo tackles against the Wildcats in the annual Dillons Sunflower Showdown ... **at Oklahoma State:** Made his 10th appearance of the season for the Jayhawk defense, but did not record any stats while in Stillwater ... **at Iowa State:** Played in his 11th game of the season on defense for the Jayhawks ... Notched two solo tackles against the Cyclones ... Made his first pass breakup of the season, and his KU career in Ames ... **Baylor:** Picked off a Baylor Bears' pass toward the end of the second quarter of play, his first interception of the 2019 season and second of his KU career ... Also made two solo tackles on Senior Day.

2018 (So.): Played in eight games, starting three at safety ... Recorded 11 tackles and one interception ... **Nicholls:** Started at safety in the season-opener ... Credited with one tackle ... **at Central Michigan:** Turned in four total tackles and his first-career interception ... **Rutgers:** Credited with one tackle ... **at Texas Tech:** Totaled two tackles ... **Iowa State:** Totaled two tackles including a TFL ... **at Oklahoma:** Recorded one tackle.

Personal: Son of Glenda Jones and Ricky Thomas Sr. ... Has two brothers: Irvin and Joshua Jones ... Plans to major in business management.

Ricky Thomas Jr. Career Stats

INTERCEPTIONS	g	no.	yards	td	long	avg/r	avg/g
2018	8	1	0	0	0	0.0	0.0
2019	12	1	0	0	0	0.0	0.0
2020	8	0	0	0	0	0.0	0.0
TOTAL	28	2	0	0	0	0.0	0.0

ALL PURPOSE	g	rush	rcv	pr	kr	ir	total	avg/g
2018	8	0	0	0	0	0	0	0.0
2019	12	0	0	0	0	0	0	0.0
2020	8	0	0	0	0	0	0	0.0
TOTAL	28	0	0	0	0	0	0	0.0

TACKLES	g	ua	a	total	tfl	pd	ff	fr	blk	qbh
2018	8	10	1	11	1.0-2	1	0	0	0	0
2019	12	16	4	20	1.0-4	2	0	0	0	0
2020	8	24	18	42	0.5-1	4	0	0	0	0
TOTAL	28	50	23	73	2.5-7	7	0	0	0	0



REIS VERNON

Punter | 6-2 | 204 | 1L | Sophomore

Bixby, Oklahoma | Bixby HS

#24

2020 (Fr.): Took over the team's punting duties for the final five games of the season ... Punted 38 times for 1,438 yards for an average of 37.8 yards per punt ... His long punt of the year was good for 50 yards ... He had a single touchback ... Fair catches were called on 11 of his punts ... He landed four punts within the 20-yard line ... Punted the football 50 or more yards once on the year. **at Kansas State:** Punted for the first time of his college career during the Dillons Sunflower Showdown, registering a 32-yard punt in the second quarter ... His five total punts accumulated 173 yards, good for a 34.6 average ... His long punt of the day went 39 yards and one landed inside the 20-yard line ... **Iowa State:** His 44-yard punt in the first quarter eclipsed his previous season-high 39-yard punt against Kansas State ... Later in the game, the freshman bested that mark on a 50-yard punt at the end of the first quarter against the Cyclones ... **at Oklahoma:** Set new career marks in punts (nine) and punt yards (331), besting his five kick and 258 yard performance vs. Iowa State (10-31-20) ... He also tallied five punts at Kansas State (10-24-20) ... **TCU:** Set a career high in punts and punt yards with 11 punts for 408 yards on the afternoon, besting his game last week against Oklahoma when he punted nine times for 331 yards ... **at Texas Tech:** Punted seven times against the Red Raiders for a total of 268 yards, good for an average of 38.3 yards per punt ... His long punt of the game went for 44 yards and he dropped one punt within the 20-yard line.

High School: Adidas All-American out of Bixby HS under head coach Loren Montgomery ... Named First Team All-State by the Tulsa World and the Oklahoman ... Was Named District 6A-II-2 Special Teams Player of the Year and First Team All-District ... Three-time Academic All-State selection.

Personal: Son of Randa and Rowland Vernon ... Plans to major in accounting ... Chose Kansas over interest from Army, Air Force, Nebraska and Oklahoma State.



JACK WERNER

Offensive Line | 6-2 | 299 | RS | R-Sophomore

Cedar Rapids, Iowa | Washington HS

#73

2020 (RFr.): Made three-straight appearances for the Jayhawks in the middle of the season ... Did not record any stats on the year. **at Kansas State:** Saw his first playing time as a Jayhawk at K-State in the Dillons Sunflower Showdown ... **Iowa State:** Made his second-straight appearance for KU against the Cyclones ... **at Oklahoma:** Played against the Sooners in Norman without recording any statistics on the afternoon.

2019 (Fr.): Did not see game action.

High School: Played at Washington High School under head coach Paul James in Cedar Rapids, Iowa ... Played at offensive tackle and on the defensive line for the Warriors.



TAKULVE WILLIAMS

Linebacker | 6-0 | 210 | 2L | R-Senior

New Orleans, Louisiana | St. Augustine HS

#7

Career Honors: **2020:** Academic All-Big 12 Football Second Team.

2020 (Jr.): Played in six of KU's nine-game season at wide receiver, earning a start in the season opener against CCU ... Hauled in 19 passes, which tied for third on the team, and accumulated 95 yards, good for a 5.0 yards per catch average ... His long reception of the season was good for 16 yards ... Also carried the ball once for a gain of nine yards on the ground. **Coastal Carolina:** Served as a team captain and started the season opener at wide receiver for the Jayhawks ... Recorded a team-high seven catches ... Tied his 2019 season totals in receptions with four in the first quarter, adding his fourth reception on a 16-yard pass by Miles Kendrick ... Tallied his fifth catch of the day in the second quarter on a three-yard pass from Kendrick and finished with a new career-high seven receptions for 38 yards ... His previous best of three receptions for 17 yards came at Oklahoma State in 2019 ... **at Baylor:** KU's second-leading receiver at Baylor, making five catches for 26 yards ... **Oklahoma State:** Accumulated 16 yards on three catches against OSU ... **at West Virginia:** Caught a pair of passes from QB Miles Kendrick for a gain of eight yards through the air against the

Mountaineers ... **TCU:** Connected with Kendrick for a successful two-point conversion to bring the score to 20-45, in favor of the Horned Frogs, with 1:26 to play in the third quarter ... **at Texas Tech:** Caught one pass for a gain of three yards in Lubbock.

2019 (So.): **Coastal Carolina:** Saw his first action of the season vs. the Chanticleers, but did not record any statistics ... **at Boston College:** Recorded his first tackle of the season in Chestnut Hill ... **West Virginia:** Played against the Mountaineers, but did not record any stats ... **at TCU:** Did not record any statistics in his playing time while in Fort Worth ... **Oklahoma:** Made his fifth appearance of the season for the Jayhawks against the Sooners ... **at Texas:** Hauled in his first catch of the season, good for seven yards, as well the first touchdown of his career, at the 8:38 mark of the second quarter ... That particular scoring drive put Kansas ahead of Texas in Austin for the first time since 1997, 17-14 ... **Texas Tech:** Played in the Jayhawks' Homecoming victory, but did not record any statistics ... **Kansas State:** Did not play in the annual Dillons Sunflower Showdown this season ... **at Oklahoma State:** Hauled in three receptions for a total of 17 yards, with a long catch of 11 yards, all of which set new season career highs ... **at Iowa State:** Played for the 10th time this season, but did not record any stats against the Cyclones while in Ames ... **Baylor:** Did not record any statistics as he made his 11th appearance of the season (missing only the first game of the year vs. Indiana State) for the Jayhawks.

2018 (RFr.): Played in 10 games ... Recorded five receptions for 39 yards, with a long of 15 ... **at Central Michigan:** Recorded his first-career reception for 10 yards ... **Rutgers:** Caught one pass for 11 yards ... **Iowa State:** Hauled in a career-long 15-yard reception.

2017 (Fr.): Redshirted his first season at Kansas.

High School: Rated a three-star prospect by ESPN.com and 247Sports ... Earned two-star recognition from Rivals ... Recognized on the NOLA All-Metro team as a return specialist ... Took two kickoffs and two punts back for touchdowns ... Averaged 25.8 return yards on punts ... Named the New Orleans Male Athlete of the Week by the *New Orleans Times-Picayune* after returning a punt 90 yards for a touchdown and a kickoff 98 yards for a score against Brother Martin.

Personal: Son of Takulve Williams and Hyatta Droughn ... Has two siblings, Terrell and Takeila ... Undecided on a major.



NICK WILLIAMS

Offensive Line | 6-8 | 300 | 1L | R-Junior

Overland, Missouri | Ritenour HS

#70

Career Honors: **2018:** Big 12 Commissioner's Honor Roll and Athletic Director's Honor Roll (spring).

2020 (So.): Rounded out the season by playing in KU's final two games, without recording any statistics. **TCU:** Made his Jayhawk debut against the Horned Frogs in KU's eighth game of the season ... **at Texas Tech:** Played in his second-straight game in Lubbock ... Did not record any stats for the game.

2017 (Fr.): Redshirted his first season at Kansas.

High School: Rated a three-star recruit and the 11th-best prospect in the state of Missouri by Rivals.com ... Touted as a three-star recruit and the 12th-best player in the state of Missouri according to 247Sports.com ... Played for head coach Hoyt Gregory at Ritenour HS ... Earned second team all-state honors in 2017 ... Also earned three letters in basketball.

Personal: Son of Dianne Bell and Rodney Williams ... Plans to major in business management ... Chose Kansas over offers from Central Florida, Illinois and Minnesota.



#37

GRAYDEN ADDISON

Punter | 5-11 | 200 | HS | Freshman
Noblesville, Indiana | Noblesville HS

High School: Participated at the Kohl's National Scholarship Camp in July, 2020...Also earned an invite to the 2020 Kohl's National Underclassman Challenge and the 2019 Kohl's Winter Showcase Camp...Averaged 43.1 yards per punt as a senior with a long of 78 yards...First-Team All-Conference as a junior and senior...MaxPreps First-Team All-State as a senior.

Personal: Son of Diane and Bradford Addison.



#82

MASON BROTHERTON

Tight End | 6-4 | 242 | HS | Freshman
Mena, Arkansas | Mena HS

High School: A Rivals.com and 247 Sports composite three-star recruit...Coached by Craig Bentley at Mena, helping the team to a 6-4 mark and a 5-0 conference record...Caught 46 passes for 544 yards and three touchdowns as a senior at Mena...As a junior, caught 21 passes for 272 yards and five touchdowns...Finished his high school career with 1,310 receiving yards from the tight end spot...One of 250 prep prospects nationwide to be selected as a finalist for the SI All-American Team.

Personal: Son of Christy and Greg Brotherton...Has one brother, Jake, and one sister, Mallori; Also drew interest from Memphis, Coastal Carolina, Liberty and others...Plans to major in sports management.



#46

D'MARION ALEXANDER

Defensive End | 6-5 | 230 | HS | Freshman
China Springs, Texas | China Springs HS

High School: A Rivals.com and 247 Sports composite three-star recruit...Ranked a top 1,000 recruit in the country by 247 Sports...Coached by Brian Bell at China Spring, where the Cougars went 10-3 on the season and advanced to the state quarterfinals...Invited to Under Armour All-America Camp...Also played basketball at China Spring.

Personal: Son of Marquita Dawson...Drew interest from Minnesota, Arizona State, Baylor and others...Plans to major in sports broadcasting.



#2

JACOBEE BRYANT

Cornerback | 6-0 | 170 | HS | Freshman
Evergreen, Alabama | Hillcrest HS

High School: Rated a three star recruit and the No. 28 recruit in the state of Alabama by Rivals ... Coached by head coach Clinton Smith at Hillcrest HS ... Selected to play in the 2019 Mississippi-Alabama All-Star game ... Earned All-State First Team honors in 2018 and All-State Second Team honors in 2017 ... Helped lead the Jaguars to the 2017 Alabama Class 3A state championship ... Had a four touchdown game in 2018, scoring on a reception, a fumble recovery, a kickoff return and an interception return ... Recorded 38 tackles, including seven tackles for loss during his junior season, while forcing eight interceptions, five of which were returned for touchdowns ... Also lettered in basketball, baseball and track & field ... Picked up all-region honors in basketball in 2018 ... Named to the 2018 All-Defensive Team in basketball.

Personal: Son of Tammy Ingram and Jaycee Bryant ... Plans to major in computer design ... Chose Kansas over offers from Tennessee, Virginia Tech, Georgia Tech, Indiana, Kentucky, Ole Miss and more.



#17

JASON BEAN

Quarterback | 6-3 | 189 | TR | R-Junior
Mansfield, Texas | Lake Ridge HS // North Texas

2020 (R-So. at North Texas): Completed 79-145 passes for 1131 yards, 14 touchdowns and five interceptions while also rushing 56 times for 346 yards and five touchdowns while appearing in eight games and making seven starts...Completed 21-36 passes for 251 yards, two touchdowns and an interception while rushing 13 times for 10 yards in the Myrtle Beach Bowl vs. Appalachian State on 12/21...Named Conference USA Offensive Player of the Week, earned a spot on the Davey O'Brien Award Great 8 list was named a Manning Award Star of the Week and was named the Earl Campbell Tyler Rose Award Player of the Week after his week seven performance at Middle Tennessee.

2019 (R-Fr. at North Texas): Completed 22-35 passes for 176 yards, an average of 25.1 yards per game, three touchdowns, three interceptions and a 62.9 completion percentage in seven appearances, also added 80 yards rushing on 13 attempts, an average of 6.2 yards a carry.

2018 (Fr. at North Texas): Redshirted his first season on campus after appearing in just one game for the Mean Green during his first season on campus...Made his collegiate debut vs. Utah State in the New Mexico Bowl on 12/15, carrying four times for 14 yards and going 0-2 passing with an interception.

High School: Prepped at Lake Ridge HS... Rated a three-star prospect by 247Sports composite rankings and 247Sports...Passed for 1,682 yards and 20 touchdowns, and rushed for 694 yards and three touchdowns for a Class 5A Division I state quarterfinalist as a senior...Passed for 2,956 yards and 29 touchdowns, and rushed for 530 yards and seven touchdowns as a junior... Second-team all-district 10-5A selection as a junior.



#5

OJ BURROUGHS

Safety | 5-10 | 175 | HS | Freshman
Savannah, Georgia | IMG Academy

High School: A 247 Sports and Rivals three-star recruit...Coached by Bobby Acosta at IMG Academy...IMG ranked No. 1 in the MaxPreps High School Football Rankings after posting a perfect 8-0 record in 2020...Posted 37 tackles, two tackles-for-loss, four interceptions, five passes defended and two forced fumbles in six games as a senior...In 13 games as a sophomore at Savannah Christian HS in 2018, collected 89 tackles in 13 games with 10 interceptions and two forced fumbles...Picked off two passes as a freshman.

Personal: Son of Omar Burroughs and Tiffany Barnard...Step son of Kris Burroughs...Also drew interest from Georgia Tech, Tennessee, Coastal Carolina and others.



#16

CAM'RON DABNEY

Cornerback | 5-10 | 180 | HS | Freshman

Atlanta, Georgia | Cherokee Bluffs HS

High School: A Rivals.com and 247 Sports composite three-star recruit...Began his high school career at Riverside Military Academy, before transferring to Cherokee Bluff HS...Played for coach Tommy Jones at Cherokee Bluff as a senior, leading team to 11-2 record...Offensively, had 19 carries for 159 yards, while catching 21 passes for 346 yards...Accounted for nine total touchdowns...Totaled 26 tackles, one interception and a fumble recovery on defense...Added one punt return for a touchdown...Played quarterback for Riverside Military, throwing for 821 yards and 12 touchdowns to just one interception in 2019 as a junior...Also rushed for 841 yards and 11 touchdowns...Had 34 tackles, nine passes defended and one interception as a junior defensive back.

Personal: Son of Shannon and Carlton Dabney; Has 4 siblings, Princess, Dricka, CJ and Jamel... Also drew interest from Arizona State, Cincinnati, Syracuse and others...Plans to major in broadcasting.



#35

ZION DEBOSE

Defensive End | 6-1 | 250 | TR | R-Senior

Salisbury, North Carolina | North Rowan HS // Virginia Tech

2020 (R-Jr. at Virginia Tech): Played in four contests ... Made a solo stop at Louisville ... Had 2 tackles vs. Boston College ... Had a career-high four tackles and 1.0 sack vs. NC State.

2019 (R-So. at Virginia Tech): Missed the season due to injury.

2018 (R-Fr. at Virginia Tech): Played in all 13 games...Totaled five tackles and 0.5 TFL against William & Mary.

2017 (Fr. at Virginia Tech): Redshirted.

High School: Ranked as the No. 14 player in the state by ESPN ... Played for head coach Ben Hampton ... Had 20 sacks, 27 tackles for loss, 85 total tackles, 41 hurries, three forced fumbles, four fumble recoveries and two blocked punts as a senior ... Named the county's defensive co-player of the year and a first-team all-state and all-county selection ... Two-time conference defensive player of the year after racking up more than 200 tackles, 124 solo, 31.5 sacks, seven forced fumbles, four recoveries and 82 tackles for loss.

Personal: Son of Lorenzo and Jill DeBose...Has a brother, Koby, and a sister, Leeana.



#92

TOMMY DUNN JR.

Defensive Line | 6-3 | 300 | HS | Freshman

Garland, Texas | Naaman Forest HS

High School: A Rivals.com and 247 Sports composite three-star recruit...Coached by Jesse Perales...Led team to a 6-1 district record...Totaled 39 tackles, eight tackles-for-loss and five sacks as a senior...Also caught two passes for 58 yards and a touchdown on offense...Had 45 tackles, six tackles-for-loss and four sacks as a junior...Selected as Texas 10-6A newcomer of the year as a sophomore in 2018.

Personal: Son of Walvet and Tommy Dunn...Has four siblings, Isaac, Izbella, Londyn and Abbygale...Also drew interest from Air Force and Rice.



#16

BEN EASTER

Quarterback | 6-3 | 210 | HS | Freshman

Brownsburg, Indiana | Brownsburg HS

High School: A 247 Sports and Rivals three-star recruit...Coached by John Hart...Led team to 8-2 record in 2020 and a No. 5 ranking in the state of Indiana by MaxPreps...Threw for 1,842 yards and 13 touchdowns as a senior...Had his best game of the year against Zionsville, where he completed 20 of 27 passes for 338 yards and five touchdowns to no interceptions...Threw for 1,816 yards and 23 touchdowns to just four interceptions as a junior at Brownsburg.

Personal: Son of Beth and Lloyd Easters...Has one brother, Nick, and one sister, Julia...Also drew interest from Bowling Green, Indiana and others...Plans to major in business.



#63

JAKE EISENHAUER

Offensive Line | 6-1 | 300 | HS | Freshman

Salina, Kansas | Salina Central HS

High School: Played for Coach Mark Sandbo at Salina Central...Kansas Honor Scholar winner... Winner of the Buddy McConnell (MVP) Award at Salina Central...5A All-State Honorable Mention...AVCTL Division 2 First-Team Offensive Line.

Personal: Son of Mona and Terry Eisenhauer.



#54

MICHAEL FORD JR.

Offensive Line | 6-3 | 295 | TR | R-Freshman

Homewood, Illinois | Homewood-Flossmoor HS // Buffalo

2020 (Fr. at Buffalo): Utilized his redshirt season his first year with the Bulls.

High School: Offensive lineman who prepped at Homewood-Flossmoor High School in Illinois... A 2019 Chicago Tribune Southtown Football All-Area Second Team selection... 2019 SWSC All-Conference selection... Dual-sport standout at Homewood-Flossmoor, also shining in wrestling... Went 24-8 at heavyweight and was named SWSC All-Conference in 2018.



#10

JAYSON GILLIOM

Safety | 6-2 | 205 | HS | Freshman

Suwanee, Georgia | North Gwinnett HS

High School: 247 Sports composite three-star recruit...Helped lead North Gwinnett Bulldogs to 9-4 record in 2020 and a top 20 ranking in the state of Georgia...Totaled 31 tackles as a senior with a pair of tackles-for-loss...Had a 98-yard interception return for a touchdown against McEachern HS...Had 55 tackles and three tackles-for-loss as a junior in 2019 with 16 passes defended and one interception...Began his high school career at Alpharetta before transferring to North Gwinnett.

Personal: Son of Rob and Brianna Gilliom...Has one brother, Robby Jr.,...Also drew interest from Navy, California, Connecticut and others.



#64

COLIN GRUNHARD

Offensive Line | 6-1 | 295 | TR | R-Junior

Mission, Kansas | Bishop Miege HS // Notre Dame

2020 (RS-Jr. at Notre Dame): Saw action on the offensive line in Notre Dame's season-opening win against Duke ... Played in Notre Dame's win over South Florida ... Saw playing time in the Fighting Irish's 41-25 regular season finale win over Syracuse.

2019 (RS-So. at Notre Dame): Saw action in seven games as backup center.

2018 (RS-Fr. at Notre Dame): Appeared in three games as a sophomore.

2017 (Fr. at Notre Dame): Did not see any game action during the season. Helped the Notre Dame offensive scout team.

High School: Was a four-year starter at Bishop Miege, starting 50 consecutive games ... Was a two-time first team All-Eastern Kansas League Member ... Named an all-state selection in 2016 ... Was a finalist for the 2016 Frank Fontana Award, which was given to the most outstanding small class (MO 1-4, KS 1A-4A) football player in the Kansas City metropolitan area ... Was a finalist for the 2016 Bobby Bell Award, which goes to the top lineman or linebacker from a smaller school in the greater Kansas City metropolitan area ... Was named to the 2016 All-Simone Team, which recognizes the best players in the Kansas City metropolitan area at every position.

Personal: Father, Tim, played for Notre Dame from 1986-89, starting for the 1988 national champions at guard while posting a school record 23-game winning streak ... Father started throughout the 1990's at center for the Kansas City Chiefs and served as an assistant coach at Kansas in 2012 and 2013 ... Twin sister, Cailey, is a member of the Notre Dame swimming team.



#9

CONRAD HAWLEY

Quarterback | 6-5 | 220 | HS | Freshman

Raymore, Missouri | Raymore Peculiar HS

High School: Was a standout quarterback under head coach Sean Martin ... Led Raymore-Peculiar to the Missouri Class 6 state championship as a senior ... Threw for 2,722 yards and 26 touchdowns as senior ... Won the Simone Award, awarded to the best Kansas City metro area football player ... Was named All-State and the offensive player of the year in the state of Missouri ... Played at Raymore Peculiar with fellow Jayhawk, Luke Grimm.



#57

HANK KELLY

Offensive Line | 6-4 | 295 | HS | Freshman

Fayetteville, Arkansas | Fayetteville HS

High School: Played for Coach Casey Dick at Fayetteville HS...Earned three varsity football letters...State champion in track in field in the shotput...Member of the 2020 Arkansas Senior Super Team.

Personal: Son of Mandy and Owen Kelly.



#28

KWINTON LASSITER

Cornerback | 5-10 | 185 | HS | Junior

Lawrence, Kansas | Free State HS



#95

RONALD MCGEE

Defensive Line | 6-3 | 290 | TR | Senior

Sumter, South Carolina | Sumter HS // Buffalo

2020 (Jr. at Buffalo): Appeared in four games and started once... had seven tackles and a sack on the season... had three tackles and a sack against Northern Illinois (11/4)... had two tackles against Marshall (12/25).

2020 (So. at Buffalo): Played in 13 games as a reserve defensive tackle... had 11 tackles and a sack on the season... had a season-best three tackles against both Miami (OH) (9/28) and Ohio (10/5)... had two tackles and a sack against Central Michigan (10/26).

Junior College/High School: Defensive tackle who transferred to Buffalo after playing one season at Highland Community College in Kansas... Named All-Conference Honorable Mention after totaling 32 tackles, four tackles for loss, 1.5 sacks and two forced fumbles in 2018... Graduated from Sumter High School in South Carolina... Had 61 tackles, 5.5 tackles for loss, 2.5 sacks and a forced fumble his senior season.



#30

RICH MILLER

Linebacker | 6-1 | 225 | TR | Junior

Detroit, Michigan | Martin Luther King HS // Buffalo

2020 (So. at Buffalo): Appeared in seven games... Had 13 tackles, including a tackle for loss on the season... Named Academic All-MAC... Had five tackles and a tackle for loss at Northern Illinois (11/4)... Had two tackles against Miami (OH) (11/10)... Had three tackles against Bowling Green (11/17)... Also registered a tackle against Kent State (11/28), Akron (12/12) and Marshall (12/25).

2019 (Fr. at Buffalo): Saw action in all 13 games, primarily on special teams... Had nine tackles on the season... Had a season-best two tackles at Eastern Michigan (11/2).

High School: Linebacker from Martin Luther King High School in Detroit... Helped lead the Crusaders to a state championship in 2016 and 2018... Named Detroit News first-team All-State and MLive second-team All-State in 2018... Named first-team Detroit News All-Detroit his senior season.



#49

MACK MOELLER

Tight End | 6-3 | 215 | HS | Freshman

Mission, Kansas | Bishop Miege HS

High School: Appeared on varsity all four years of his high school career...Finished his senior season with 66 catches for 1,164 yards and 14 total touchdowns...Selected for 2021 Kansas Shrine Bowl.

Personal: Son of Debbie Moeller.



#39

COLE MONDT

Linebacker | 5-10 | 205 | HS | Freshman

Lawrence, Kansas | Lawrence HS

High School: Four-year starter for Lawrence High, where he played for coach Steve Rampy... Helped his team go 17-3 during his junior and senior seasons...First-Team All-Metro, as selected by PrepsKC...First-Team All-State All Classes...Kansas High School Defensive Player of the Year finalist...First-Team All-Sunflower League.

Personal: Son of Kelly and Mike Mondt.



#4

DEVIN NEAL**Running Back | 5-11 | 210 | HS | Freshman**

Lawrence, Kansas | Lawrence HS

High School: A Rivals.com and 247 Sports composite three-star recruit...Ranked as a top 1,000 recruit nationally by 247 Sports at No. 415 and as the 24th best running back in the country by Rivals...Consensus No. 1 recruit in the state of Kansas...Played for Coach Steve Rumpy, and helped lead team to a 9-1 record...Named to the 2020 All-State Football Top 11 by the Topeka Capital-Journal...Named First-Team Class 6A All-State by the Capital-Journal...Named First-Team All-State by the Wichita Eagle...Rushed for more than 1,300 yards and added 20 touchdowns as a senior for the Lions.

Personal: Son of Freda and Ryan McPhail...Has one sister, Embree...Also drew interest from Nebraska, Kansas State, Oklahoma State and others...Plans to major in physical therapy.



#31

LANDON NELSON**Safety | 5-11 | 180 | HS | Freshman**

West Des Moines, Iowa | Valley HS

High School: Three-year varsity starter at Valley High School...Member of the All-Academic team for all three seasons...Finished his high school career with 255 tackles, 19 tackles-for-loss, 43 passes broken up, three interceptions and three forced fumbles...Earned All-League and All-State honors as a junior and senior.

Personal: Son of Janella and Cory Nelson.



#50

MIKE NOVITSKY**Offensive Line | 6-5 | 296 | TR | R-Junior**

Victor, New York | Victor HS

Career Honors: 2021 Rimington Trophy Watch List

2020 (R-So. at Buffalo): Started seven games at center... Named first-team All-MAC... Named Academic All-MAC... Helped block for an offense that ranked second in the nation in rushing yards per game (287.4) and allowed only one sack on the season... Unit was a semifinalist for the Joe Moore Award, given to the top offensive line in FBS...Helped guide the way for RB Jaret Patterson rushing for 1,072 yards and 19 touchdowns in just six games.

2019 (R-Fr. at Buffalo): Started all 13 games at center... Named Academic All-MAC... Part of a unit that was named honorable mention for the Joe Moore Award as one of the top 15 offensive line units in the nation... Helped block for an offense that rushed for a school-record 3,256 yards and allowed a program-low eight sacks... Named to the FWA All-Freshman All-American Team Mid-season Watch List.

2018 (Fr. at Buffalo): Played in three games, and utilized redshirt season.

High School: Prepped at Victor High School, where he was also recruited to play lacrosse... Played defensive end and tight end for the Blue Devils...Named All-State Honorable Mention as a junior after having 53 tackles and three interceptions as well as averaged 16.2 yards per catch and scored two touchdowns...Named a Monroe County All-Star...As a senior, he was the Monroe County Division Player of the Year and the Daily Messenger Player of the Year... Also a two-time state champion in lacrosse.



#94

KEVIN ORANGE**Defensive End | 6-3 | 240 | TR | RS-Sophomore**

Kansas City, Missouri | Oak Park HS // Missouri Western



#34

OWEN PIEPERGERDES**Kicker | 6-5 | 235 | HS | Freshman**

Kansas City, Missouri | Oak Park HS // Missouri Western



#96

COLE PETRUS**Defensive End | 6-4 | 215 | HS | Freshman**

St. Louis, Missouri | Vianney HS

High School: Versatile player, who played offensive tackle, tight end, running back, punter, linebacker and defensive end for his Vianney...Played for coach Chad Masters...Posted 38 tackles with six sacks as a senior...Earned All-Conference and All-District honors.

Personal: Son of Trish and Bob Petrus...Dad played football at Missouri.



#5

MAJIK RECTOR**Wide Receiver | 5-9 | 170 | HS | Freshman**

Dallas, Texas | Lancaster HS

High School: A Rivals.com and 247 Sports composite three-star recruit...Two-time MVP at the Next Level Athlete Texas Top 100 in Dallas...Coached by Chris Gilbert...Helped lead team to 9-1 record and spot in the state playoffs as a senior...Posted 40 catches for 796 yards and 11 touchdowns as a senior in the regular season...Has also rushed for 70 yards and two touchdowns on seven carries...Had six catches for 104 yards in his final regular season game of his career against White HS.

Personal: Son of Tracie Caruth and Jazz Rector...Also drew interest from Texas Tech, Tulane, Bowling Green and others.



#29

JADEN ROBINSON**Cornerback | 6-0 | 180 | HS | Freshman**

Grand Prairie, Texas | South Grand Prairie HS

High School: Second-Team All-State Defense...Helped guide team to a 6-3 record his senior year...Played for Coach Clint Burns...State qualifier in track and field.

Personal: Son of Lance Robinson and Clamisha Nicole Wynn...Brother of current Kansas wide receiver Kelan Robinson.



#67

COREY ROBINSON II**Offensive Line | 6-5 | 285 | HS | Freshman**

Roswell, Georgia | Roswell HS

High School: A Rivals.com and 247 Sports composite three-star recruit...Coached by Chris Prewett...Helped lead team to 8-3 record as a senior...Selected to play in the 2019 GACA All-Star Game...Posted 65 pancake blocks and allowed just one sack as a senior...Invited to 2020 World Bowl National Combine...Helped lead high school offense to more than 2,000 passing yards as a senior, and more than 1,900 rushing yards...Helped team advance to second round of state playoffs...Member of the Recruit Georgia Preseason Class 7A Team.

Personal: Son of Tasha and Corey Robinson Sr...Also drew interest from Coastal Carolina, Liberty, Vanderbilt and others...Plans to major in business or sports management.



#85

KELAN ROBINSON

Wide Receiver | 6-2 | 200 | HS | Freshman
Grand Prairie, Texas | South Grand Prairie HS

High School: A Rivals.com and 247 Sports composite three-star recruit...Coached by Brent Whitson...Helped guide team to a 6-2 mark as a senior...High school team qualified for state playoffs after senior year...Had 10 catches for 167 yards during the regular season of his senior season...SI All-American candidate.

Personal: Son of Lance Robinson and Clamisha Nicole Wynn...Has one brother, Jaden...Also drew interest from Arkansas State, Duke, Memphis and others...Plans to major in biology.



#81

TANAKA SCOTT

Wide Receiver | 6-4 | 200 | HS | Freshman
Mobile, Alabama | Murphy HS

High School: A Rivals.com and 247 Sports composite three-star recruit...Coached by Muskingum Barnes...Collected 20 passes for 265 yards and two touchdowns in the first nine games of the season as a senior...Nominee for AL.Com Player of the Week in September after accounting for three touchdowns in a game with a pair of touchdown receptions and a rushing score...Played defensive back and notched an interception against Daphne High...Helped team to a 5-3 league record as a junior.

Personal: Also drew interest from South Florida, Southern Miss, Coastal Carolina and others.



#74

DE'KEDRICK STERNS

Offensive Line | 6-4 | 295 | HS | Freshman
Austin, Texas | Del Valle HS

High School: A 247 Sports and Rivals three-star recruit...Coached by Charles Burton...2019 District 25-6A First-Team All-District...Selected to play in the Hawaii Tiki Bowl...Part of an offensive line that blocked for a 1,000-yard rusher and a 2,500-yard passer in 2019...Also competed in track and field.

Personal: Son of Latoyia Sterns...Has three sisters, Annayah Walton, Terryasha Chase and Genevieve Ramirez...Also drew interest from Duke, Tulane, Colorado State and others...Plans to major in business management.



#84

KEVIN TERRY

Wide Receiver | 6-1 | 193 | HS | Freshman
Little Elm, Texas | Little Elm HS




#36

DEANDRE THOMAS JR.

Running Back | 5-8 | 180 | HS | Freshman
Blue Springs, Missouri | Blue Springs HS

High School: Prepped at Blue Springs High School for Coach David White...Earned Honor Roll honors as a senior...Named to All-Conference and All-District teams...Also lettered in wrestling.

Personal: Son of DiYhana and Nicholas Jordan.



#8

EDWIN WHITE-SCHULTZ

Safety | 6-0 | 196 | HS | Freshman
Mobile, Alabama | Baker HS

High School: A Rivals.com and 247 Sports composite three-star recruit...Ranked as a Top 1,000 recruit nationally by 247 at No. 782...Coached by Terry Curtis...Helped team to a 14-0 record as a junior...Totaled 63 tackles, nine interceptions and four tackles-for-loss as a junior...Totaled 774 all-purpose yards on offense as a junior...Was named first-team AL.com All-Coastal Alabama...Two-time ASWA All-State selection...Posted 73 tackles as a sophomore with four interceptions...Sports Illustrated All-American candidate...Had 75 tackles in seven games as a senior with two tackles-for-loss and an interception...Selected to play in Alabama-Mississippi All-Star game.

Personal: Also drew interest from Tennessee, Mississippi State, Ole Miss and others.



#9

JEREMY WEBB

Cornerback | 6-4 | 205 | TR | Super-Senior
East Mims, Fla. Stevenson HS/Missouri State

Missouri State: Made an immediate impact in his only season with the Bears, playing in all 10 games with 9 starts ... Shared MVFC lead in interceptions (3), while his 1.0 passes defended per game was 5th in the Valley and 40th nationally ... Brought down 38 ball carriers, including 31 solo stops ... In Valley games, his 4.5 tackles per game ranked 45th among all league defenders ... Shared team lead (with Braswell) with 3 interceptions and recorded a team-high 9 passes defended ... Racked up a season-high 8 tackles in win at No. 10 UNI (3/20/21) with 6 solos ... Also recorded 6 solo stops in win at Western Illinois (2/27/21) ... Posted interceptions in first two games of fall schedule at Oklahoma (9/12/20) and at Central Arkansas (9/26/20), including a 25-yard return at UCA ... Also snagged an interception in MVFC home opener vs. No. 6 North Dakota State (3/6/21) ... Averaged 15.3 yards on 4 kickoff returns for season, including a season-long 29-yarder in NCAA FCS playoff game at North Dakota (4/24/21) ... Named to MVFC Honor Roll ... Earned spot on MSU Athletic Director's Honor Roll for spring 2021.

Virginia Tech: Played in 3 games in 2019 for coach Justin Fuente at Virginia Tech in 2019 ... Registered a tackle at Georgia Tech (11/16/19) ... Redshirted during the 2018 season after tearing his Achilles tendon during spring practice.

ASA College: Was a 2017 first-team Northeast Football All-Conference selection as a sophomore at ASA College in New York ... Racked up 29 tackles and 4 pass breakups in 10 games for head coach Joe Osovet ... Helped lead ASA to the Northeast Football Conference championship ... Had 7 total tackles against Mesa Community College in the conference championship game.

High School: Attended Adlai Stevenson High in Lincolnshire, Ill. ... Recorded 56 total tackles with 44 solo stops as a senior for coach Bill McNamara in 2014 ... Helped lead Patriots to a 14-0 record and 8A state title his senior season, culminating in a 31-25 win over Homewood-Flossmoor in the state championship game ... Also played basketball at Stevenson.

Personal: Son of Brenda Stephens ... Has two brothers, Ego and Terry, and a sister, Nya ... His older brother, Ego Ferguson, was a defensive lineman at LSU, was a second-round NFL Draft pick of the Chicago Bears and played three seasons in the NFL ... General studies major.



#44

CORNELL WHEELER

Linebacker | 6-0 | 225 | HS | RS-Freshman
West Bloomfield, Mich. | West Bloomfield HS // Michigan

High School: Attended West Bloomfield HS; Coached by Ron Bellamy...Helped team to a 10-2 record and an appearance in the state quarterfinals...Four-year varsity starter...Ranked as a three-star recruit and the No. 13 player in Michigan and the No. 18 inside linebacker prospect nationally...Team MVP as a senior...MLive Detroit's Defensive Player of the Year...2019 Detroit News Dream Team member.

Personal: Son of Tawanna and Christopher Wheeler



#7

TREVOR WILSON

Wide Receiver | 5-11 | 200 | TR | R-Sophomore
Tallahassee, Florida | Amos P. Godby HS // Buffalo

2020 (R-Fr. at Buffalo): Saw action in seven games for the Bulls...Totaled 16 catches for 319 yards and three touchdowns on the season...Finished the season with three catches for 50+ yards...Posted a 100-yard effort against Miami (Ohio) with two catches for 103 yards, including a 78-yard touchdown catch...Also notched a touchdown against Akron...Posted a career-high six catches for 118 yards against Ball State.

2019 (Fr. at Buffalo): Redshirted. Did not see game action.

High School: Prepped at Amos P. Godby High School...Had 33 catches for 972 yards and 12 touchdowns as a senior...Named First-Team All-Big Bend...Helped guide his team to an 11-1 record and playoff appearance as a senior...Team advanced to the Class 5A Regional Semifinals.



#11

EDDIE WILSON

Defensive Line | 6-2 | 315 | TR | Senior
Jersey City, New Jersey | Milford Academy // Buffalo

2020 (Jr. at Buffalo): Started seven games at defensive tackle... named to the All-MAC Third Team... had 21 tackles and a sack on the season... had four tackles against Bowling Green (11/17)... had three tackles and a sack against Akron (12/12)... named the MAC East Division Defensive Player of the Week against the Zips... had six tackles, including a tackle for loss against Ball State (12/18)... had five tackles against Marshall (12/25).

2019 (So. at Buffalo): Started 13 games at defensive tackle... had 24 tackles, 2.5 tackles for loss, two sacks and two forced fumbles on the season... had three tackles against Robert Morris (8/29)... had a tackle and a forced fumble at Penn State (9/7)... had three tackles at Liberty (9/14)... had four tackles against Ohio (10/5)... had two tackles and a pass breakup at Akron (10/19)... had a sack and pass breakup against Central Michigan (10/26)... had two tackles, including a tackle for loss at Kent State (11/14)... had three tackles and a sack against Charlotte in the Makers Wanted Bahamas Bowl.

2018 (Fr. at Buffalo): Appeared in 14 games and started three times at defensive tackle... had 17 tackles, two tackles for loss and a sack on the season... had two tackles against both Delaware State (9/1) and Rutgers (9/22)... had a sack at Central Michigan (10/6)... had a season-high five tackles at Ohio (11/14)... had two tackles and a tackle for loss at Bowling Green (11/23)... Had two tackles against Troy (12/22).

High School: Prepped at Milford Academy... Had 29 tackles, 11 tackles for loss and 4.5 sacks in his season at Milford... At Hoboken High School, he helped lead the Redwings to three state championships... Was a first-team All-State and first-team All-District defensive tackle... Was named the Hudson City Lineman of the Year... Had 76 tackles, 21 tackles for loss, 14 sacks and three fumble recoveries his senior year... Was selected to play in the 2017 Phil Simms North-South All-Star Football Classic where he had 1.5 sacks.



#17

DEVONTE WILSON

Cornerback | 6-3 | 200 | HS | Freshman
Quincy, Florida | Robert F. Munroe HS

High School: A 247 Sports and Rivals three-star recruit...Coached by Alex Lehky...Helped lead team to an 8-1 record as a senior...Notched one interception, two passes defended and one fumble recovery as a senior...Began high school career at Islands High School in Savannah, Georgia...247 Sports ranks him as a top-1,500 national recruit.

Personal: Also drew interest from Marshall, Ohio, Florida Atlantic and others.



#52

D.J. WITHERS

Defensive Line | 6-4 | 260 | HS | Freshman
Little Rock, Arkansas | Joe T. Robinson HS

High School: A 247 Sports composite three-star recruit...Coached by Todd Eskola...Helped lead team to a 9-4 mark and a top 25 state ranking...Posted 69 tackles and 13 sacks as a senior...Also caused four fumbles, defended two passes and notched an interception...Had 75 tackles with eight sacks as a junior...Sports Illustrated All-American Candidate...Helped team win a state championship in 2019 as a junior...Ranked as seventh-best high school player in Arkansas by MaxPreps.

Personal: Son of Chequetta and Deldrick Withers...Has one brother, Branden...Also drew interest from Vanderbilt, Central Florida, Tulane and others...Plans to major in advertising or business.



#58

LARSON WORKMAN

Offensive Line | 6-5 | 275 | HS | Freshman
Ganado, Texas | Ganado HS

High School: A 247 Sports composite three-star recruit...Selected to play in Blue-Grey Football All-American Bowl...2019 Texas APSE 3A All-State honorable mention...Helped block for two 1,000-yard rushers and a 2,000-yard passer in 2020...All-state honoree...Advanced to the third round of the state playoffs...As a junior, helped team break a six-year playoff drought and led team to fourth round.

Personal: Son of Meredith and Sean Workman...Has one sister, Delaney...Also drew interest from Arkansas State, Coastal Carolina and others.



#38

JAMES WRIGHT

Linebacker | 6-1 | 205 | HS | Freshman
Sumter, South Carolina | Lakewood HS

High School: A Rivals.com and 247 Sports composite three-star recruit...Coached by Larry Cornelius...Posted 24 tackles, one forced fumble, one touchdown and one tackle-for-loss in four games as a senior...As a junior, had 468 all-purpose yards and 10 touchdowns...Totaled 32 tackles and one sack as a sophomore in 2018...As a junior in 2019, notched 54 tackles and three interceptions, while also rushing for 136 yards and four touchdowns on offense.

Personal: Son of Felicia and James Wright...Also drew interest from East Carolina, Temple, Western Kentucky and others...Plans to major in civil engineering.



COACHES/STAFF



LANCE LEIPOLD HEAD COACH

Lance Leipold, a six-time National Champion, a five-time conference coach of the year and the fastest coach in NCAA history to reach 100 career wins, has been named the 41st head coach in Kansas Football history, Director of Athletics Travis Goff announced on April 30.

Leipold arrives at Kansas after a successful six-year stay at Buffalo, where in his final three seasons, he posted three straight winning seasons for the first time in 20 years. He won 24 games over the final three seasons, which included a seven-game shortened-season schedule in 2020 because of the COVID-19 pandemic, marking the most successful three-year run in Buffalo history.

"I am absolutely thrilled to welcome Coach Leipold, Kelly, Lindsey and Landon to the Jayhawk Family," said Director of Athletics Travis Goff. "He is a man of integrity, a developer of young men, a program builder and a winner. His track record of sustained excellence is exactly what we were looking for in our next leader, and is what the University of Kansas and our fans deserve. His commitment to maximizing our student-athletes' abilities and experience on the field, in the classroom, in the community, and in life after KU is inspiring. Those qualities will attract individuals and develop them into exceptional Jayhawks."

A proven winner with a strong track record for player development, Leipold served as the head coach at Wisconsin-Whitewater for eight seasons from 2007 to 2014, capturing six NCAA Division III national championships and tallying an astounding record of 109-6.

"I am very thankful to Chancellor Girod and Travis Goff for providing me this opportunity to lead the Kansas Football program," Leipold said. "It is an exciting and humbling opportunity, and this is a day I will never forget. We are going to build this program the right way through developing players, discipline and determination. The philosophies engrained in our programs along the way will be key as we turn this around. This is a program that has a lot of young talent on the roster and has the infrastructure in place to succeed. The best days for this program are ahead, and my family and I are ecstatic to be a part of it. I am ready to get to work and give everything I have to the Jayhawks."

After taking over a rebuilding Buffalo program that went 7-17 in his first two seasons, Leipold put together a record of 30-16 over his final four seasons, including three bowl appearances and two bowl victories with the Bulls.

Leipold is coming off a 2020 season at Buffalo that brought unprecedented success to the program. The Bulls went a perfect 5-0 in the regular season and won the MAC East Division title for the second-straight year. Leipold's squad also beat Marshall in the Camellia Bowl for the program's second ever bowl win and second in as many years.

Buffalo also appeared in the Associated Press Top 25 at No. 24 on December 6, 2020, marking the first-time in school history the Bulls appeared in the national rankings. The team finished the season ranked 25th in both the AP poll and the Amway Coaches Poll. Leipold was named the MAC Coach of the Year for the second time in his career after the record-breaking season.

Showcasing his pristine reputation for player development and a keen eye for recruiting, Buffalo tied a school-record with 12 All-MAC selections in 2020, all of whom were recruited by Leipold. Running back Jaret Patterson led the way, rushing for 1,072 yards in just six games, including a 409-yard performance against Kent State, which is the second-best performance in FBS history.

Patterson was named the winner of the Vern Smith Leadership Award, given to the MVP of the MAC and was also named the MAC Offensive Player of the Year under Leipold's tutelage.

Buffalo also had 12 all-conference players in 2019, a season that culminated in the school's first-ever bowl victory – a 31-9 win over Charlotte in the Makers Wanted Bahamas Bowl. The 2019 team featured one of the best defenses in the school's history. Buffalo ranked seventh nationally in total defense, allowing 291.9 yards per game. The Bulls were also fourth nationally against the run, allowing 94.2 yards per game.

In 2018, Buffalo won 10 games in a season for the first time ever in program history. Leipold's team went 7-1 in MAC play and won the East Division title. The Bulls also won 42-13 at Rutgers, marking the school's first-ever win over a Power 5 opponent. He was named the MAC Coach of the Year and was also a semifinalist for the George Munger College Coach of the Year Award.

In that 2018 season, the Buffalo offense had a record-breaking season. Buffalo scored 484 points, 64 touchdowns and totaled 5,803 yards of total offense, establishing new school records in each category. Quarterback Tyree Jackson was named the MAC Offensive Player of the Year, while Patterson earned MAC Freshman of the Year honors.

In Leipold's third season in 2017, the Bulls gained bowl eligibility for just the third time as an FBS program. The Bulls offense averaged 432 yards per game and led the conference in passing yards per game at 291. Showing an ability for explosive plays, Buffalo produced 20 plays of 45 or more yards on the season.

Leipold became the head coach at Buffalo in December of 2014 after a triumphant career as the head coach at Wisconsin-Whitewater, which saw him earn six National Coach of the Year awards. In his first season there in 2007, the Warhawks went 14-1 and won the Division III national championship. In 2008, the team made it back to the title game and fell to Mount Union.

Wisconsin-Whitewater then went 45-0 over the next three seasons, winning three straight national championships. After a 7-3 campaign in 2012, Whitewater went 30-0 combined in 2013 and 2014 winning two more national titles with Leipold at the helm.

During his time there, Warhawk players totaled 56 All-America honors, with running back Justin Beaver winning the Gagliardi Trophy as the top player in Division III. Brent Allen won the Division III Rimington Award as the top center. Running back Levell Coppage earned D3Football.com Offensive Player of the Year honors, while Cole Klotz won those honors on the defensive side.

Leipold, a native of Jefferson, Wisconsin, began his coaching career at Whitewater in 1987 as a quarterbacks coach. He moved to the University of Wisconsin in 1991, where he served as a graduate assistant for Barry Alvarez for three seasons and helped the Badgers win a Big Ten title and a Rose Bowl appearance in 1993.

He then served as an assistant coach at Division II Nebraska-Omaha from 1994-2000, helping the Mavericks become three-time conference champions. He was promoted to offensive coordinator in 2000, before moving on to Nebraska where he worked for Frank Solich for four seasons. He then returned to Nebraska-Omaha for three years as the associate head coach and offensive coordinator.

Leipold is a 1987 graduate of Wisconsin-Whitewater, where he was a standout quarterback.

Leipold and his wife Kelly, have a daughter, Lindsey, and a son, Landon. Lindsey plays volleyball at Stetson University (DeLand, Florida).

The Leipold File

Position:	Head Coach
Alma Mater:	Wisconsin-Whitewater, 1987
Wife:	Kelly
Children:	Lindsey and Landon

Coaching Experience

Years	University	Role
2021-Present	Kansas	Head Coach
2015-21	Buffalo	Head Coach
2007-14	UW-WW	Head Coach
2004-06	UNO	AHC/OC
2001-03	Nebraska	Recruiting Asst.
1994-2000	UNO	Asst. Coach/OC
1991-93	Wisconsin	Graduate Assistant
1990	UW-WW	Asst. Coach
1989	Doane	Asst. Coach
1987-88	UW-WW	Asst. Coach



All-Time Against

Lance Leipold (37-33) (Division I only)

OPPONENT	RECORD
Akron	4-2
Albany	1-1
Army	1-2
Ball State	1-2
Boston College	0-1
Bowling Green	4-2
Central Michigan	2-1
Charlotte	1-0
Colgate	1-0
Delaware State	1-0
Eastern Michigan	2-0
Florida Atlantic	2-0
Kent State	4-2
Liberty	0-1
Marshall	1-0
Massachusetts	0-1
Miami (Ohio)	3-3
Minnesota	0-1
Nevada	0-2
Northern Illinois	1-4
Ohio	2-3
Penn State	0-2
Robert Morris	1-0
Rutgers	1-0
Temple	2-0
Toledo	2-0
Troy	0-1
Western Michigan	0-2

Year-by-Year as Head Coach

YEAR	TEAM	RECORD	BOWL	NOTES
2020	Buffalo	6-1	Camellia	Ranked No. 25
2019	Buffalo	8-5	Bahamas	1st Postseason Ranking in School History
2018	Buffalo	10-4	Dollar General	1st Bowl Win in School History
2017	Buffalo	6-6		1st 10-win Season in School History
2016	Buffalo	2-10		
2015	Buffalo	5-7		
2014	Wisconsin-Whitewater	15-0		Division III National Champs
2013	Wisconsin-Whitewater	15-0		Division III National Champs
2012	Wisconsin-Whitewater	7-3		
2011	Wisconsin-Whitewater	15-0		Division III National Champs
2010	Wisconsin-Whitewater	15-0		Division III National Champs
2009	Wisconsin-Whitewater	15-0		Division III National Champs
2008	Wisconsin-Whitewater	13-2		Division III National Champs
2007	Wisconsin-Whitewater	14-1		Division III National Champs

Year-by-Year as Assistant Coach

YEAR	TEAM	RECORD	BOWL	NOTES
2006	Nebraska-Omaha	8-3		Division II Playoffs; Conference Champs
2005	Nebraska-Omaha	8-3		Division II Playoffs; Conference Champs
2004	Nebraska-Omaha	8-3		Conference Champs
2003	Nebraska	10-3	Alamo	Ranked No. 19
2002	Nebraska	7-7	Independence	
2001	Nebraska	11-2	Rose	Ranked No. 8
2000	Nebraska-Omaha	11-2		Division II Playoffs; Conference Champs
1999	Nebraska-Omaha	7-4		
1998	Nebraska-Omaha	9-3		Division II Playoffs; Conference Champs
1997	Nebraska-Omaha	8-3		
1996	Nebraska-Omaha	10-2		Division II Playoffs; Conference Champs
1995	Nebraska-Omaha	3-8		
1994	Nebraska-Omaha	1-10		
1993	Wisconsin	10-1-1	Rose	Ranked No. 6
1992	Wisconsin	5-6		
1991	Wisconsin	5-6		
1990	Wisconsin-Whitewater	10-1		Division III Playoffs; Conference Champs
1989	Doane	5-4-1		
1988	Wisconsin-Whitewater	9-3		Division III Playoffs; Conference Champs
1987	Wisconsin-Whitewater	7-3-1		

Wisconsin-Whitewater (8 years): 106-6

Buffalo Record (6 years): 37-33

TOTAL (14 years): 146-39



LANCE

LEIPOLD

THE LEIPOLD FILE

146-39

Career Record

79%

Win Percentage

17

Conference Championships

7

Bowl Game Appearances

Coaching Experience **Buffalo** Head Coach **Wisconsin-Whitewater** Head Coach **Nebraska-Omaha** Assistant Head Coach/OC **Nebraska** Recruiting **Wisconsin** Assistant Coach

CAREER ACCOMPLISHMENTS



6X National Champion at UW-Whitewater

- Went **109-6** as the head coach at Whitewater.
- Has won 37 games in 6 seasons at Buffalo after the program won 25 the previous 6 seasons.
- Led Buffalo to its **first two bowl victories in program history**.
- Guided Buffalo to its first 10-win season in program history in 2018.
- Coached the Bulls to a No. 23 ranking in the AP Top 25 this past season; the highest ranking in school history.
- Fastest Coach in **NCAA history** to **100 career wins**.
- Two-Time MAC Coach of the Year.

2020
 CAMELLIA BOWL
Buffalo 17, Marshall 10

2017
 BAHAMAS BOWL
Buffalo 31, Charlotte 9

WHAT TO KNOW

Buffalo Offense

Pound the Rock

- No. 1 rushing team in the country** in 2020, averaging **6.71 yards per carry**.
- No. 2 in the country in 2020 in rushing yards per game at 287.4**.
- RB Jaret Patterson ran for **3,884 yards** and **52 touchdowns** in **32 career games**.
- Has averaged at least 28 points per game in each of the last 4 seasons.

Keeping the QB Clean

- No. 1** in the country in **fewest sacks allowed per game at just 0.14** in 2020. In 2019, the Bulls were second in the nation at 0.62; Have led conference in this category for 3 straight years.

Lighting up the Scoreboard

- Averaged 43.4 points per game in 2020; fifth-best in the country.
- Bulls went from 82nd best offense in the country in Leipold's first year to the fifth-best in his final year.**

Buffalo Defense

Making it Hard on 'Em

- Held opponents to **17 points or fewer in four of seven games in 2020**; Allowed just 21.9 points per game, ranking in the top 30 nationally.
- Ranked No. 1 in the MAC in total defense in 2020, allowing 359 yards per game.

Earn Your Yards

- Ranked No. 7 nationally in total defense**, allowing 291.9 yards per game.

No Running Allowed

- Ranked No. 4 nationally in rush defense**, allowing **94.2 yards per game on the ground**.

Buffalo Special Teams


- Led the conference in blocked kicks in 2020.
- Punt returner K.J. Osborn led conference in punt return yardage in 2018.**
- Led conference in fewest punt blocks allowed in 2017.



PLAYER DEVELOPMENT


- 3 players ranked in the PFF 2021 NFL Draft Top 200; Tied with UCF for most by a non-Power 5 school.**
- 24 players named 1st-Team All-Conference the past 2 seasons.
- 56 All-America honors for his Wisconsin-Whitewater players.
- 2016 team had 42 new players and won 8 games in 1st two years and 18 in last two.

NOTABLE PLAYERS



Jaret Patterson | Buffalo | RB

2020 MAC Player of the Year; Rushed for 409 yards in 1 game; Ranked 1st in the nation in rushing yards per game at 178.7; Third in nation in rushing TDs with 19.



Tyree Jackson | Buffalo | QB

2020 MAC Player of the Year; Rushed for 409 yards in 1 game; Ranked 1st in the nation in rushing yards per game at 178.7; Third in nation in rushing TDs with 19. Currently on the Philadelphia Eagles roster.



Khalil Hodge | Buffalo | LB

Two-Time 1st-Team All-MAC; 419 total tackles in 38 career games; 21 career tackles-for-loss.



Malcolm Koonce | Buffalo | DE

Two-Time 1st-Team All-MAC; Led conference in sacks in 2019 with 9; Bronco Nagurski Award Watch List; Ranked as 167th best draft prospect this year.



BRIAN BORLAND DEFENSIVE COORDINATOR

Brian Borland joined the Kansas football staff as defensive coordinator in May 2021. He came to KU after six seasons at Buffalo under KU head coach Lance Leipold.

Complementing a record-breaking offense, Buffalo's defense also had a strong season in 2020. The Bulls led the Mid-American Conference in total defense (360.4) and ranked second in the league in scoring defense (21.9). Buffalo led the MAC in sacks for the second straight year with 20 in a shortened season, which the Bulls went 6-1. Three members of the Buffalo defense were named All-MAC in 2020.

In 2019, Borland oversaw a defense that was arguably one of the best in school history. The Bulls led the MAC and ranked seventh in the nation in total defense, allowing 291 yards per game. Buffalo was especially stout against the run, allowing only 94.2 yards per game – good for fourth best in the national rankings and tops in the conference. Seven members of the Buffalo defense were named All-MAC in 2019.

Buffalo ranked third in the MAC in total defense in 2018, allowing 355.4 yards per game – less than two yards per game behind first place. The Bulls ranked second in the conference with 14 interceptions in 2018. It was the most by a Buffalo team since 2013. Eight different players recorded interceptions on the year.

Borland led a unit that ranked fifth in the MAC in scoring defense (24.8) in 2017 and had three defensive players were named All-MAC.

In 2016, Borland guided a defense that led the MAC and ranked 13th in the nation in pass defense, allowing 181.5 yards per game.

The Bulls were a very opportunistic defense in 2015, as they scored a school-record seven defensive touchdowns (by seven different players) to rank second in the nation. Three members of Borland's defense were named to the All-MAC team in 2015.

Borland also oversaw the development of five players who were either drafted or signed as NFL free agents during his time at Buffalo, while 20 defensive players earned all-conference honors during his tenure.

Prior to Buffalo, Borland spent the previous 21 seasons at Wisconsin-Whitewater. Since 2002, Borland served as the Warhawks defensive coordinator.

Borland began at UW-W in 1994, also serving as the defensive backs coach. He was a 2015 Wisconsin Football Coaches Association Hall of Fame inductee.

Borland was named Division III Coordinator of the Year in 2013 by Footballscoop.com after helping lead the Warhawks to the NCAA Division III national championship, the team's fifth in seven seasons. UW-Whitewater led the nation in scoring defense, allowing just 9.1 points per contest, and ranked No. 1 in the country in fumbles recovered (19) and turnovers forced (44) in 2013.

From 2009-14, Borland's defenses led the Wisconsin Intercollegiate Athletic Conference and ranked among the top 20 in the nation in rushing defense, scoring defense and total defense. The Warhawks also led the league in pass efficiency from 2010-13. During his time at Wisconsin-

The Borland File

Position:	Defensive Coordinator
Alma Mater:	Morningside, 1985
Wife:	Gayle
Children:	Evan, Jaren

Coaching Experience

Years	University	Role
2021-Present	Kansas	Defensive Coord.
2015-21	Buffalo	Defensive Coord.
1994-2014	UW-WW	Defensive Coord./DBs
1991-94	Baker	Defensive Coord.
1989-91	Minn.-Morris	Defensive Coord.
1988-89	Florida	Graduate Assistant
1986-88	Ariz. West.	Defensive Backs
1985-86	Wisconsin	Graduate Assistant

Whitewater, Borland coached at least one first-team all-conference player at his position from 1994 to 2014. He also coached the D3Football.com National Defensive Player of the Year on three separate occasions (2006, 2008 and 2013).

Borland earned Wisconsin Collegiate Assistant Coach of the Year honors from the Wisconsin Football Coaches Association in both 2004 and 2006. In 2009, Borland led the Warhawks to the fourth-best scoring defense in Division III. In 2010, the Warhawks were ranked second in NCAA Division III in run defense. In 2011, Borland's rushing defense was ranked first in the WIAC.

From 1994-2002, Borland also coached track and field at UW-Whitewater. In 2000, he led the Whitewater women's track and field team to a fourth-place finish at the NCAA Division III Outdoor Track and Field Championships. He earned NCAA D-III national coach of the year honors for his successful season.

Prior to Whitewater, Borland was the defensive coordinator for three years at Baker University (Kan.) from 1991-93, and at the University of Minnesota-Morris from 1989-90. He also was the head women's softball coach at Baker University and head track and field coach at Minnesota-Morris. Borland's other stops include stints as a graduate assistant football coach at the University of Florida and at the University of Wisconsin. He also coached defensive backs at Arizona Western College.

Borland played his college football at Morningside (Iowa) College (1981-84) where he was a four-year letterwinner and three-year starter at defensive back, and a team captain.

He has a wife, Gayle, and two sons, Evan and Jaren.





ANDY KOTELNICKI OFFENSIVE COORDINATOR

Andy Kotelnicki joined Lance Leipold's staff in May 2021 as the offensive coordinator. Kotelnicki came to Kansas after seven seasons at Buffalo. Since 2018, Buffalo's offense ranked high nationally and broke many school records.

Despite a shortened season in 2020 due to the COVID-19 pandemic, the Buffalo offense still posted historic numbers while going 6-1. The Bulls averaged a school-record 478.4 yards of total offense per game and a school-record 287.4 yards per contest rushing. Buffalo ranked second in the nation in rushing offense (287.4) and fifth in the nation in scoring offense at 43.5 points per game.

Also in 2020, Buffalo rushed for 32 touchdowns, four shy of the school record for a single season in only seven games. Bulls All-American running back Jaret Patterson led the nation in rushing, averaging 178.7 yards per game. Against Kent State, the Bulls scored a school-record 70 points. Also against the Flashes, Patterson tied an FBS record with eight rushing touchdowns and rushed for 409 yards, the second most ever in an FBS game. He and Kevin Marks combined to rush for 515 yards, which, at the time, was the most ever by two players in an FBS game.

As a result of Buffalo's successful 2020 season, Kotelnicki was named one of four finalists for the FootballScoop Offensive Coordinator of the Year Award. He was the only finalist from a non-Power 5 conference.



In 2019, Kotelnicki's offense rushed for 3,256 yards, shattering the single-season school record. Patterson rushed for a school-record 1,799 yards and 19 touchdowns in 2019 and ranked fifth in the nation in rushing. Fellow Buffalo sophomore Kevin Marks rushed for 1,035 yards – marking the first time in school history UB had two 1,000-yard rushers in the same season.

Buffalo ranked 10th in the nation in rushing offense in 2019. In addition, the Bulls' 36 rushing touchdowns tied the single-season school record.

Buffalo featured a record-breaking offense in 2018. The Bulls shattered the program record for single-season total offense posting 5,803 yards on the year. Buffalo scored 64 offensive touchdowns in 2018, which was also a school record.

Patterson became the first freshman in school history to rush for 1,000 yards in a season, finishing with 1,013 yards en route to being named the MAC Freshman of the Year. Patterson scored 14 touchdowns and fellow running back Marks scored 13 touchdowns, marking the first time in school history two different players scored 13 or more touchdowns in the same season.

Quarterback Tyree Jackson was named the 2018 MAC Offensive Player of the Year – the first time in school history a Buffalo player won the award. In addition, seven offensive players were named All-MAC in 2018.

Buffalo's offense made significant progress under Kotelnicki in 2017. The Bulls ranked second in the MAC in total offense, averaging 432 yards per game. Other notable numbers from the 2017 season included ranking sixth in the nation in most improved scoring offense; sixth in the nation in most improved passing offense; eighth in the nation in turnovers lost; third in the MAC in points per possession; second in the MAC in fewest 3-and-outs; third in MAC in total offense and first in the MAC in third down conversion percentage.

In 2016, the Bulls had three offensive players named All-MAC, including tight end Mason Schreck (2nd team), running back Jordan Johnson (3rd team) and center James O'Hagan (3rd team). Redshirt-freshman quarterback Jackson threw for 1,772 yards – the most ever by a Buffalo freshman quarterback. Jackson also became the first freshman quarterback to throw for 300 yards in a game (he did it twice).

The Kotelnicki File

Position:	Offensive Coordinator
Alma Mater:	Wisconsin River-Falls, '04
Wife:	Lindsey
Children:	Maximus, Joy

Coaching Experience

Years	University	Role
2021-Cur.	Kansas	Offensive Coord.
2015-21	Buffalo	Offensive Coord.
2013-2014	UW-WV	Offensive Coord.
2011-12	U. Of Mary	Offensive Coord.
2006-10	UW-RF	Offensive Coord.
2004-05	W. Illinois	TEs/ST/OL

In 2015, the Bulls averaged 249.5 passing yards and 136.9 rushing yards per game. Also the quarterbacks coach, Kotelnicki oversaw a passing game that had 283 pass completions – the second most in school history for a single season. The Bulls' 23.6 completions per game were the most ever at UB.

Prior to Buffalo, Kotelnicki spent two seasons at Wisconsin-Whitewater as offensive coordinator and recruiting coordinator.

At UWV, Kotelnicki led an offense that led the Wisconsin Intercollegiate Athletic Conference (WIAC) in scoring offense (40.1), rushing offense (218.2) and passing offense (269.5) in 2014 en route to a perfect 15-0 season and the programs' sixth Stagg Bowl national championship in eight seasons.

The Warhawks featured one of the most efficient offensive attacks in the nation under Kotelnicki's leadership in 2013. Whitewater led the WIAC and ranked among the top five in the nation in first downs (311), interceptions allowed (1) and turnover margin (+2.3).

The Warhawks offense also led the conference in red zone offense, converting scores on 85.9 percent of drives inside the 20-yard line, and set single-season team records in passes completed (312) and passing touchdowns (42) in 2013.

Prior to Whitewater, Kotelnicki served as offensive coordinator at the University of Mary, an NCAA Division II school in Bismarck, N.D., for two seasons. In his first year as coordinator, the Marauders scored over 10 points per game more than the previous season and led the Northern Sun Intercollegiate Conference in scoring offense, total offense and passing efficiency. During his tenure, Kotelnicki mentored nine All-NSIC North Division honorees, the sixth 1,000-yard rusher in the school's history and an All-America wide receiver.

Kotelnicki spent six seasons as an assistant coach at UW-River Falls, including four as offensive coordinator, in 2003 and from 2006-10. The Falcons set 24 offensive school records during his second stint, and he was promoted to assistant head coach for the 2010 campaign.

Kotelnicki worked at Western Illinois, where he coached tight ends, special teams and the offensive line, from 2004-06. He was also an assistant strength and conditioning coach from 2004-05 and the interim strength and conditioning coach in 2006.

After earning a bachelor's in exercise and sport science from UW-River Falls in 2004, Kotelnicki picked up a master's in kinesiology from Western Illinois in 2006. He is a member of the American Football Coaches Association and the Wisconsin Football Coaches Association.

Kotelnicki and his wife, Lindsey, have a son, Max, and daughter, Joy.



JACOB SCHOONOVER SPECIAL TEAMS COORDINATOR

Jake Schoonover joined the Kansas Jayhawks as the program's special teams coordinator and outside linebackers coach in February of 2021. Schoonover brings more than 10 years of coaching experience with him to the Jayhawks.

Schoonover comes to Kansas after spending the past three seasons at Bowling Green. He joined the staff in 2018 as linebackers coach, before adding special teams responsibilities one season later. He also coached safeties during his time with the Falcons.

This past season, Bowling Green was second in the MAC in kickoff returns and fourth in punt returns. The Falcons also ranked fifth in field goal percentage and were perfect on extra-point attempts. In 2019, Bowling Green's special teams unit blocked a punt, blocked a field goal and forced two muffed kicks in the same game, topping rival Toledo 20-7.

Also in 2020, linebacker Darren Anders finished fifth in the MAC in tackles per game at 11.0 and was named Academic All-MAC.

Prior to his time at Bowling Green, Schoonover spent seven seasons at Illinois State. He began his career with the Redbirds as the linebackers coach in 2011, before adding the title of special teams coordinator in 2013.

Schoonover mentored some of the top linebackers in the history of the Illinois State program during his time there, including middle linebacker Pat Meehan, who earned back-to-back first-team all-conference honors.

In his role as special teams coordinator, Schoonover worked with kicker Nick Aussieker, who finished as the school's all-time leading scorer with 310 points. In 2014, punter CJ Laros earned second-team all-conference honors and averaged 40.6 yards per punt, which went down as the third-best single-season mark in school history.

The Redbirds also had a prolific return game under Schoonover, similar to Bowling Green. In his first year, Illinois State returned both a punt and a kickoff in the same season for the first time in more than five years. Punt returner Tevin Allen also earned postseason honors for the Redbirds, averaging a league-best 27.9 yards per return.

Schoonover spent the 2010 season at Illinois Wesleyan, where he coached defensive backs and assisted with special teams duties. In 2009, Schoonover was an assistant at Illinois State, working with the program's offensive line and wide receivers.

The Schoonover File

Position:	Special Teams Coordinator
Alma Mater:	Missouri Western, 2008; American Public University, 2010
Wife:	Katherine
Children:	Jackson and Kenley

Coaching Experience

Years	University	Role
2021-Cur.	Kansas	Special Teams Coord.
2018-21	Bowling Green	ST Coord./LBs
2011-18	Illinois State	ST Coord./LBs
2010	Illinois Wesleyan	DBs

He played collegiately at Missouri Western State, where he started 30 games at linebacker and was a team captain. He played two seasons for the arena league Peoria Pirates as a linebacker and wide receiver.

Schoonover earned a degree in physical education from Missouri Western in 2008 and received a master's degree in sports management with a concentration in administration in 2010 from American Public University.

Schoonover and his wife, Katherine, have one son, Jackson, and one daughter, Kenley.





SCOTT FUCHS

OFFENSIVE LINE COACH

Scott Fuchs joined the Kansas football staff in May 2021 as offensive line coach. Fuchs is a 26-year veteran of college coaching and comes to KU after coaching for two seasons at Buffalo. Fuchs has worked with Kansas head coach Lance Leipold at various stops, including Buffalo and Nebraska-Omaha from 2004-06.

While at Buffalo, Fuchs has helped build the offensive line into one of the strongest units on the team. In 2020, Buffalo ranked second in the nation in rushing yards per game (287.4) and allowed only one sack on the season, which tied for the fewest in the country. Three of the Bulls' starting offensive linemen were named All-MAC, including Kayode Awosika who in 2021 signed an NFL free agent contract to play for the Philadelphia Eagles. Awosika was second-team All-American by the Football Writers Association of America (FWAA).

Under Fuchs, in 2019 and 2020, the Bulls were semifinalists for the Joe Moore Award, given annually to the best offensive line unit in the nation. In 2020, Fuchs was named one of five finalists for the FootballScoop Offensive Line Coach of the Year Award. He was also nominated for the 2020 Broyles Award, given to the top assistant coach in college football.

Prior to Buffalo, Fuchs spent five seasons at Wyoming from 2014-18. While at Wyoming, Fuchs developed All-American center Chase Roullier who went on to start for the Washington Football Team in the NFL. Fuchs helped design a blocking scheme for Wyoming running back Brian Hall who rushed for a school-record 4,287 over his career and helping coach an offense that ranked second in the nation in redzone offense in 2017. In 2016, Fuchs helped coach the Cowboy offense average 35.9 points per game, which ranked No. 2 in the Mountain West and No. 25 in the nation.

Fuchs coached the offensive line at North Dakota State, his alma mater, from 2009-13 before being hired at Wyoming. He helped lead the Bison to an astounding 43-2 record and three national titles between 2011 and 2013. In 2012 and 2013, Fuchs coached Consensus First Team All-America offensive tackle Billy Turner. Turner was selected in the third round of the 2014 NFL Draft by the Miami Dolphins. All total, Fuchs has coached nine All-Americans and 38 all-conference performers during his career.

Prior to returning to his alma mater, Fuchs coached one season at Southern Illinois in 2008. That team tied for the conference title and advanced to the first round of the FCS Playoffs. He also coached at Grand Valley State (2007), Nebraska-Omaha (2003-06), Minnesota-Crookston (2000-02), Wisconsin-Eau Claire (1999) and Valley City State (1997-98). The only school Fuchs did not coach the offensive line was his one season at Wisconsin-Eau Claire when he coached the defensive line.

As a player, Fuchs was named to the 1993 Kodak/American Football Coaches Association first-team All-America squad as a senior offensive guard at North Dakota State. NDSU won three consecutive North Central Conference rushing titles during his three years as a starter. Fuchs was part of three North Central Conference Championship teams at NDSU in 1990, 1991 and 1992. In 1990 the Bison captured the NCAA Division II National Championship.

Fuchs earned his bachelor of science degree from North Dakota State in physical education and social science education in 1995 and his master of education degree with a specialization in physical education and athletic administration from NDSU in 1997.

Scott and his wife, Emily, have three boys, Hank, Jack and Gus.

The Fuchs File

Position: Assistant Coach - Offensive Line
Alma Mater: North Dakota State, 1995
Wife: Emily
Children: Hank, Jack and Gus

Coaching Experience

Years	University	Role
2021-Cur.	Kansas	Offensive Line
2019-20	Buffalo	Offensive Line
2014-18	Wyoming	Offensive Line
2009-13	NDSU	Offensive Line
2008	SIU	Offensive Line
2007	Grand Valley St.	Offensive Line
2003-06	UNO	Offensive Line
2000-02	Minn.-Cook	Offensive Line
1999	UW Eau-Claire	Offensive Line
1997-98	Valley City St.	Offensive Line
1994-96	NDSU	Graduate Assistant





KWAHN DRAKE DEFENSIVE LINE COACH

Kwahn Drake is entering his third season on staff at Kansas, serving as the defensive line coach.

In his first season with the Jayhawks in 2019, Drake coached defensive lineman Jelani Brown to All-Big 12 Honorable Mention honors. Brown had 26 tackles and 2.5 tackles-for-loss in 12 games for the Jayhawks. Additionally, defensive tackle Sam Burt earned first-team Big 12 All-Academic honors, while defensive linemen Jelani Arnold and Azur Kamara earned

second-team All-Academic recognition.

In Drake's second season in 2020, he mentored two redshirt freshmen — Marcus Harris and DaJon Terry — to standout seasons for the Jayhawks. Harris was one of the top freshmen defensive linemen in the conference, finishing with 7.5 tackles-for-loss. He finished second among all Big 12 freshmen and posted the most TFLs by a Kansas freshman since Jake Love in 2012.

Defensive end Caleb Sampson started all nine games for Kansas and was one of just two Jayhawk defenders to start all nine games in 2020.

Drake came to KU after spending one season at Colorado, under current KU defensive coordinator D.J. Eliot, where he was the defensive line coach. In Drake's lone season in Boulder, he coached defensive tackle Mustafa Johnson, who led the Pac-12 in sacks and ranked third in tackles-for-loss. Johnson finished the season with 73 tackles, 8.5 sacks and 17.5 TFLs. He also led the Buffaloes with 16 quarterback pressures. His 17.5 tackles for loss rank 10th most in CU history and it's the most by a Colorado player in 25 seasons.

He went to Colorado after serving as the defensive line coach for the 2017 season at Eastern Illinois. On the fast track as a rising star in the profession, EIU head coach Kim Dameron had promoted Drake to co-defensive coordinator following the season.



The Drake File

Position: Assistant Coach - Defensive Line
Alma Mater: Nicholls State

Coaching Experience

Years	University	Role
2019-Cur.	Kansas	Assistant Coach
2018	Colorado	Assistant Coach
2017	Eastern Illinois	Assistant Coach
2016	Memphis	Offensive Analyst
2012-15	Tulane	Graduate Assistant
2010-11	St. Aug (HS)	Assistant Coach
2009	St. James(HS)	Assistant Coach
2008	Nicholls State	Student Assistant

At EIU, under Drake's tutelage, David Johnson earned second-team All-OVC honors for two-straight seasons. Under Drake's tutelage, he finished his senior season with 51 tackles, 9.5 tackles-for-loss, which included 3.5 quarterback sacks. He ranked 11th in the OVC in sacks and 12th in TFLs.

Prior to his one-year stint at EIU, Drake spent the 2016 season as an offensive analyst at Memphis under head coach Mike Norvell. The Tigers finished 8-5 and earned an invitation to the Boca Raton Bowl. The offense was the second most-prolific in program history, amassing 6,028 yards of offense and scoring 57 touchdowns and 505 points, all the second-highest numbers in school annals.

He got his start in coaching in 2008 as a student assistant at his alma mater, Nicholls State, where he assisted with the defensive line and scouting reports. In 2009, he served as the defensive line and special teams coach for St. James (La.) High school.

He then moved on New Orleans' St. Augustine High School as defensive line coach for two years (2011-12). The Purple Knights claimed the District 10-4A championship in 2011 and finished as District 10-5A co-Champions in 2012. He was also the recruiting coordinator and academic advisor, and saw 25 of Division I colleges during his time at St. Augustine.

His first taste in the collegiate coaching ranks came as a graduate assistant at Tulane in 2012; he was named the full-time defensive line coach for the 2014-15 seasons, the latter of which saw his players help Tulane rank 12th in the FBS in tackles for a loss per game. In 2012, Drake assisted the Green Wave defensive unit that ranked 22nd in the nation in total defense (352.1), 17th against the rush (123.7) and 18th in scoring (21.4).

He received his bachelor's degree in Business Administration with a concentration in computer information systems from Nicholls State in 2009. He earned his master's degree in Liberal Arts from Tulane in 2013.

A New Orleans native, he graduated from Destrehan (La.) High School where he lettered in football, basketball and track.



CHEVIS JACKSON

CORNERBACKS COACH

Chevis Jackson is entering his third season at Kansas, coaching the KU cornerbacks. Jackson has made an immediate impact during his first two seasons in Lawrence, guiding Kansas Defense to All-Big 12 honors in his first season with the Jayhawks and Karon Prunty to Freshman All-America honors in 2020.

The Kansas cornerbacks have thrived under Jackson's instruction. Defense started all 12 games under Jackson in 2019 and had nine passes defended to lead the Jayhawks. His eight pass breakups were also a team high. Cornerback Kyle Mayberry also had a solid season under Jackson with three tackles-for-loss and five pass breakups.

In 2020, Prunty emerged as one of the top freshmen cornerbacks in the country under Jackson's eye. Prunty started all nine games as a true freshman and tied for the national lead among freshmen with 10 pass breakups. He notched his first interception of the season in the final game of the year and did not allow a single touchdown throughout the nine games.

Prunty was named a 247Sports.com True Freshman All-American after the season, along with earning honorable mention All-Big 12 recognition. He allowed just 38.5 percent of passes to be completed on him, which finished as the seventh-best mark in the season and tops among all freshmen. Jackson also mentored Elijah Jones to a breakout season as a senior. Jones played in all nine games and had six pass breakups and three tackles-for-loss from his cornerback position.

Jackson joined the KU staff after spending three seasons as a defensive backs coach at Ball State. While at Ball State, Jackson was named the 2017 Mid-American Conference Recruiter of the Year by 247Sports.com, serving as the lead recruiter for the Cardinals while also coaching the defensive backs.

Prior to his stint at Ball State, Jackson spent the 2015 season as a graduate assistant at his alma mater, LSU, working on a staff that guided the Tigers to a 9-3 mark and a final national ranking of No. 16.

The Jackson File

Position: Assistant Coach - Cornerbacks

Alma Mater: LSU, 2008

Coaching Experience

Years	University	Role
2019-Cur.	Kansas	Assistant Coach
2016-18	Ball State	Assistant Coach
2015	LSU	Grad. Asst.
2013-14	South Alabama	Grad. Asst.

During the 2013-14 seasons, Jackson worked as a defensive graduate assistant at South Alabama, where he helped the Jaguars earn a bowl bid for the first time in program history, a bid to the 2014 Camellia Bowl. South Alabama's defense ranked second in the Sun Belt in both scoring defense and total defense in 2013.

Jackson was a four-year letter winner and a three-year starter at cornerback at LSU. During his time with the program, the Tigers made two SEC Championship game appearances, winning the title in 2007. Jackson recorded two tackles and returned an interception 34 yards in helping lead LSU to a 38-24 win over Ohio State in the 2008 BCS National Championship game.

An All-SEC First Team honoree in 2007, Jackson was selected by the Atlanta Falcons in the third round of the 2008 NFL Draft. He played in the NFL for four seasons with five different teams – Atlanta, Jacksonville, New England, Denver and Carolina.





EMMETT JONES

WIDE RECEIVERS COACH

Emmett Jones is preparing for his third season at Kansas. Jones was hired as the wide receivers coach in December, 2018 and was promoted to passing game coordinator following the 2019 season.

Jones, who mentors the Jayhawks wide receivers, had a strong first season in the Crimson and Blue as he coached Andrew Parchment and Stephon Robinson Jr., to all-conference honors. Additionally, Parchment was the Big 12 Newcomer of the Week following his outing against West Virginia and Robinson was named to the Paul Hornung Award Honor Roll after his play against Texas Tech.

In year two under Jones, the Kansas wide receivers had a spark of youth, as true freshmen Luke Grimm and Lawrence Arnold saw valuable playing time, including Grimm's 19 receptions for 255 yards and two touchdowns. Kansas senior Kwamie Lassiter II led the unit for the first time in his career, accumulating a career-high 43 catches for 458 yards and two touchdowns.

Jones came to Kansas after spending three seasons as outside receivers coach on Kliff Kingsbury's staff at Texas Tech. He was promoted to the position immediately following the 2015 season. Jones, who previously served as Tech's Director of Player Development in 2015, saw his unit find immediate success during the 2016 campaign as the Red Raiders led the country in total offense (566.6 yards per game) as well as passing offense (463.0 yards per game). Tech averaged 43.7 points per game – its third-highest mark in school history – which ranked fifth nationally among FBS programs.

Under Jones' direction, Tech's outside receivers accounted for 1,835 receiving yards and 16 touchdowns, which were led by Dylan Cantrell, who finished with 650 yards and eight touchdowns through the air. Cantrell wrapped his career with 1,873 receiving yards and 18 touchdowns, the majority of which came during his final two seasons under Jones.

Cantrell and fellow receiver Keke Coutee both heard their names called during the 2018 NFL Draft as Cantrell was selected in the sixth round by the Los Angeles Chargers. Fellow outside receiver Derrick Willies also received an opportunity at the next level as he signed a free agent agreement with the Cleveland Browns shortly after the draft.

T.J. Vasher developed into a significant deep threat under Jones after catching 29 passes for 545 yards and six touchdowns as only a redshirt freshman in 2017. Vasher turned in two 100-yard performances during Big 12 play as he recorded all but two of his receptions during the final eight games of the year. He averaged 18.8 yards per catch overall, which ranked 22nd nationally at the end of the season.

In 2018 Jones coached Antoine Wesley, who was named a first-team All-American by the Football Writers Association of America, All-Big 12 First Team by the Associated Press and All-Big 12 Second Team by the league coaches and a semifinalist for the Biletnikoff Award.



The Jones File

Position: Assistant Coach - Wide Receivers
Alma Mater: North Texas, 1999
Wife: Marlo
Children: Emily and Emmett

Coaching Experience

Years	University	Role
2019-Cur.	Kansas	Assistant Coach
2015-18	Texas Tech	Assistant Coach
2012-14	S. Oak Cliff (HS)	Head Coach
2006-05	Skyline (HS)	Offensive Coord.
2008	Dallas Lincoln	Asst. Coach
2007	Seagoville (HS)	Asst. Coach

Wesley was among the FBS leaders in 2018 in almost every receiving category after hauling in 88 passes for 1,410 yards and nine touchdowns. He ranks second nationally in receiving yards and receiving yards per game (17.5) as well as eighth in receptions per game (7.3). He was the Big 12 leader in all three categories. Wesley's 1,410 receiving yards ranks third all-time in Texas Tech history.

Jones arrived in Lubbock to oversee Tech's player development in February 2015. In his one year in that role, Jones served as a mentor for the Red Raider offense and was also instrumental in Tech's on-campus recruiting activities.

Jones came to Tech following three seasons as the head coach at South Oak Cliff, one of the top high school programs in the state of Texas. The Golden Bears were a combined 30-8 under Jones, advancing deep in the Class 4A and 5A playoffs over all three seasons. In addition, South Oak Cliff was a hotbed for talent and annually produced several players who signed with Division-I programs, including five players who signed in 2014.

South Oak Cliff was the first head coaching position for Dallas area. Jones previously spent seven seasons at nearby Dallas Skyline High School prior to his arrival at South Oak Cliff. He began his tenure at Skyline as wide receivers coach before later being promoted to offensive coordinator.

Jones, who was a walk-on at Texas Tech during the mid-1990s, began his coaching career at his alma mater Seagoville High School from 2001-04. He later joined the Dallas Lincoln staff for one year before heading to Dallas Skyline.

Jones graduated from North Texas in 1999. He and his wife, Marlo, have two children, Emily and Emmett.



CHRIS SIMPSON LINEBACKERS COACH

Chris Simpson joined Lance Leipold's staff at Kansas in May 2021. He will coach linebackers for the Jayhawks.

Simpson came to Kansas from Buffalo where he was on Leipold's staff for six seasons, also coaching linebackers. In 2020, he was promoted to co-defensive coordinator.

Under Simpson, Buffalo linebackers were one of the most consistent units on the team. At least one linebacker has been named All-MAC in each of Simpson's six seasons at Buffalo.

In 2020, Buffalo middle linebacker James Patterson was a first-team All-MAC selection after leading the team in tackles and captaining a UB squad that led the MAC in total defense.

In 2019, outside linebacker Kadofi Wright was an All-MAC Third Team selection. Middle linebacker Matt Otwinowski was named Academic All-MAC for the third time in 2019. The Bulls defense finished the season ranked seventh nationally in total defense and fourth nationally in rushing defense.

Simpson helped develop Khalil Hodge, arguably the best middle linebacker to ever play at Buffalo. In only three seasons, Hodge recorded 421 tackles.

In 2018, three of the team's four leading tacklers were linebackers, including Hodge (144), James Patterson (77) and Jordan Collier (56).

In 2017, Hodge had one of the finest seasons by a linebacker in school history. The junior middle linebacker had an FBS-era record 154 tackles on the year to lead the MAC and rank second in the nation. Hodge was named All-MAC First Team. In 2016, for the second-straight season, Simpson's linebackers were the top three leading tacklers on the team. Hodge had a huge season for the Bulls, finishing with 123 tackles, the eighth most in school history for a single season and the second most in Buffalo's FBS era.

In 2015, Simpson's first season, the top three tacklers on the team were linebackers and for the first time since 2008, the Bulls had two different players with more than 100 tackles as Nick Gilbo finished with 113 and Brandon Berry had 104. Berry was named All-MAC Second Team and Okezie Alozie was named third-team all-league.

Prior to Buffalo, Simpson was the outside linebackers coach at Eastern Michigan in 2014.

Before his stop at EMU, Simpson spent the previous four seasons as linebackers coach at Grand Valley State in in Allendale, Mich.. Grand Valley posted a 39-11 record and four Division II playoff victories. Simpson also tutored six All-Great Lakes Intercollegiate Athletic Conference (GLIAC) performers during that span.

Grand Valley closed the 2013 football campaign ranked third in the final American Football Coaches Association poll. The Lakers advanced to the NCAA DII National Semifinals for the eighth time after knocking off undefeated and No. 3 ranked Colorado State University-Pueblo.

Senior linebacker Jordan Kaufman received second team All-GLIAC honors after leading the squad in tackles with 87, while also recording eight tackles for loss, a fumble recovery and returning a blocked field goal 56 yards for a score. Also earning honorable mention league honors for GVSU were senior linebackers Charles Hill and Luther Ware.

His 2011 linebacking unit was a key component in a Laker defense that ended the year among the GLIAC leaders. GVSU led the league in tackles for loss (93) and sacks (36), while ranking second in scoring defense (20.2). GVSU limited opponents to 15.5 points per game in its last five games that season.

Simpson's linebacking unit helped the Laker defense rank nationally in several categories, including the top 20 in TFLs and sacks in 2010. Ware and Justin Victor earned All-GLIAC.

Simpson arrived at GVSU following a two-year stint at the University of Nebraska-Omaha, where he coached the defensive line. The Mavericks were 14-9 with one appearance in the NCAA DII playoffs during his time on the staff.

Simpson spent five years at Division III national power Wisconsin-Whitewater where he was an assistant coach in charge of the linebackers. UWW was 42-3 his final three seasons with three-straight NCAA DIII National Championship game appearances and three Wisconsin Intercollegiate Athletic Conference crowns. The Warhawks claimed the 2007 National Championship in Leipold's first year.



The Simpson File

Position:	Assistant Coach - Linebackers
Alma Mater:	UW-W.W., 1998
Wife:	Nicole
Children:	Jarryn, Riley, and Noah

Coaching Experience

Years	University	Role
2021-Cur.	Kansas	Linebackers
2015-21	Buffalo	LBs/Co-DC
2014	Eastern Michigan	LBs
2010-13	Grand Valley State	LBs
2008-10	Omaha	DL
2003-07	Wisc.-WW	Assistant Coach
2002	Wisc.-Platt.	Assistant Coach
2001	Loras College	Grad Asst.
1999-00	Waunakee	Assistant Coach
1997-98	Valley St.	Offensive Line
1994-96	NDSU	Graduate Assistant

In addition, Simpson coached two years (1999-2000) at Waunakee (Wis.) High School, one year (2001) at Loras College in Dubuque, Iowa, as a graduate assistant and one year (2002) at Wisconsin-Platteville. In the summer of 2006, Simpson was selected as a participant at the NCAA Men's Football Coaches Academy.

He also has received an NFL Minority Coaching Internship on six occasions, from the Green Bay Packers for defensive line and special teams in the summer of 2006, in 2007 with the Dallas Cowboys, in 2008 with the Carolina Panthers, in 2009 with the Minnesota Vikings and Cleveland Browns and in 2013 with the Detroit Lions.

Simpson graduated with a bachelor's degree from Wisconsin-Whitewater in physical education in 1998. He earned his master's in curriculum and instruction in 2004.

Simpson and his wife, Nicole, have three children: Jarryn, Riley and Noah.



JONATHAN WALLACE

RUNNING BACKS COACH

Jonathan Wallace joined the Kansas coaching staff in February of 2020, and currently serves as the KU running backs coach. Wallace came to Lawrence after spending the 2019 season coaching the tight ends at Air Force and the 2018 season on the staff at Bethel.

In his first season in Lawrence, Wallace oversaw the Kansas rushing unit, which consisted of Pooka Williams Jr., and Velton Gardner and freshmen Daniel Hishaw Jr., and Amauri Pesek-Hickson. As true freshmen, Hishaw and Pesek-Hickson combined for more than 400 yards rushing and two touchdowns on just over 90 carries.

Making his first collegiate start, Pesek-Hickson, a true freshman in 2020, rushed for 100 yards on 22 carries against the Horned Frogs under Wallace's guidance. One week after Pesek-Hickson's first start, Hishaw, a fellow true freshman, got the start against Texas Tech and rushed for 87 yards on 22 carries with his second career touchdown. Gardner's top game of the season came in the opener, when he rushed for 81 yards and a touchdown on 11 carries against Coastal Carolina.

He rushed for 70 or more yards three times in 2020 under Wallace.

Gardner and Hishaw, a pair of underclassmen, both averaged more than 4.0 yards per carry under Wallace. Gardner averaged 4.5 yards per carry on 72 carries, while Hishaw averaged 4.4 yards per carry on 52 rushes.

Wallace spent the 2019 campaign at Air Force, helping lead the Falcons to an 11-2 overall mark and a win over Washington State in the Cheez-It Bowl. Air Force posted a 7-1 record in the Mountain West, a school record for conference wins, and finished the year in the Top 25 national rankings for the first time since 1998. Wallace's tight ends were instrumental in blocking for the FBS' second-ranked rushing offense, while the Falcons led the nation in fewest sacks allowed.

Wallace joined the Academy from Bethel, where he was wide receivers coach and director of football operations in 2018. He and Dearmon led the Wildcats to a 10-1 overall record and a conference championship.

Wallace was an offensive graduate assistant coach at Auburn from 2016-17 working with quarterbacks and wide receivers during the 2017 season. He helped the Tigers to a pair of bowl games and Southeastern Conference championship game appearance in his two seasons on the staff.

In both of Wallace's seasons at Auburn, the Tigers finished the season ranked in the Associated Press Top 25. In 2016, Auburn went 8-5 with quarterback Sean White throwing for 1,679 yards and nine touchdowns.

The Wallace File

Position: Assistant Coach - Running Backs
Alma Mater: Auburn
Wife: Ashley
Children: J.J.

Coaching Experience

Years	University	Role
2020-Cur.	Kansas	Assistant Coach
2019	Air Force	Assistant Coach
2018	Bethel	Assistant Coach
2016-17	Auburn	Graduate Assistant
2008-10	Omaha	Assistant Coach

The 2017 Auburn team went 10-4 on the season and finished the season ranked No. 10 in the Associated Press Top 25. Quarterback Jarrett Stidham threw for 3,158 yards and 18 touchdowns to just six interceptions. Wide receiver Ryan Davis hauled in 84 catches for 815 yards and five touchdowns. Darius Slayton also caught five touchdown passes to go with his 29 catches for 643 yards.

Wallace lettered as a quarterback at Auburn from 2012-14 and wide receiver in 2015 during his playing career. He started at quarterback the final four games of his freshman season and set an Auburn record for quarterback efficiency (139.60) Wallace also helped Auburn to the SEC title in 2013 and was part of the national championship run when Auburn finished the season 12-1. He was selected as a team captain in 2015 and earned the Unsung Hero Award. In addition, he was a selected as a member of the All-State Good Works team.

A native of Phenix City, Alabama, Wallace helped lead Central High School to a 12-2 record and the 6A AHSAA semifinals as a senior. He graduated from Auburn with a bachelor's in physical education in 2015 and a master's in adult education in 2017. He is married to Ashley Kotero, a former Auburn soccer student-athlete and former member of the Mexico national soccer team.





JIM ZEBROWSKI QUARTERBACKS COACH

Jim Zebrowski brings a wealth of NCAA coaching experience with him to his first season as the quarterbacks coach at Kansas. A coaching veteran in the Big Ten and Mid-American Conference, Zebrowski brings 29 years of experience to the Jayhawks, including four seasons at Buffalo as the quarterbacks coach and co-offensive coordinator. He is well known for developing young quarterbacks within the programs he works for.

In 2020, Zebrowski helped Buffalo quarterback Kyle Vantrease develop into a solid starting quarterback for the Bulls. In a season that was dominated by the run game, Vantrease was still able to shine after he threw for 353 yards and four touchdowns against Miami (OH) and 365 yards and a score against Ball State in the MAC Championship game. He became the first UB quarterback since 2014 to throw for 350+ yards twice in the same season under Zebrowski's guidance.

In 2019, Zebrowski led two different young quarterbacks to an eight-win season and helped UB earn the program's first win in a bowl game. Redshirt-freshman Matt Myers began the season as the starter before suffering a season-ending injury in the fifth game. Myers had a standout performance against Penn State, throwing for 245 yards and a touchdown. Redshirt-sophomore Kyle Vantrease started the final eight games of the season and threw for 1,193 yards and eight touchdowns and ran for six additional touchdowns.

Under Zebrowski's guidance in 2018, quarterback Tyree Jackson became the first player in school history to be named Mid-American Conference Offensive Player of the Year and the first quarterback in school history to be named All-MAC. He threw for 3,131 yards and 28 touchdowns – both were second in school history for a single season.

During his first season at Buffalo in 2017, Zebrowski made an immediate impact with the Bulls. Despite an injury-riddled season that saw the Bulls have to start three different quarterbacks, Buffalo still led the MAC and set a school record with 3,490 passing yards on the year. Jackson threw for 2,096 yards and 14 touchdowns in eight games, including three 300-plus yard games. Backup Drew Anderson started against Western Michigan and threw for a school- and conference-record 597 yards and seven touchdowns.

Prior to his time at Buffalo, Zebrowski was the quarterbacks coach at Minnesota from 2011-15 and helped lead the Gophers to three-straight bowl games. To touch on his development of young quarterbacks, he took Minnesota signal-caller Mitch Leidner from running the scout team to accounting for 2,250 yards and 21 touchdowns in 2014. Leidner had 10 rushing touchdowns, tying the school record for a quarterback.

He helped lead the Gophers to the Meineke Car Care Bowl in 2012, the Texas Bowl in 2013 and the Citrus Bowl in 2014.

Prior to coaching at Minnesota, Zebrowski was the quarterbacks coach at Northern Illinois in 2010. He tutored All-MAC quarterback Chandler Harnish, an NFL draft pick of the Indianapolis Colts. He also laid the foundation for Harnish's backup Jordan Lynch who was an All-American and a Heisman Trophy finalist in 2013. Featuring a high-powered offense that averaged over 35 points per game, Zebrowski helped lead the Huskies to the 2010 MAC Championship game and a win over Fresno State in the Humanitarian Bowl.

This is the third time Zebrowski will serve under Leipold. The first was when he was the offensive coordinator and quarterbacks coach at Wisconsin-Whitewater from 2007-09. Over his tenure, the Warhawks went 42-3 and advanced to the Division III title game every year, winning it twice. Zebrowski was named the Wisconsin Football Coaches Association Assistant Coach of the Year and the FootballScoop.com Division III Coordinator of the Year in 2009. Most recently, Zebrowski served on Leipold's staff at Buffalo from 2017-2020.

In 2004, he became the head coach at Lakeland University and led the Muskies to a 28-12 record over four seasons.

The Zebrowski File

Position:	Assistant Coach - Quarterbacks
Alma Mater:	Mount Union, 1991
Wife:	Heather
Children:	Zachary and Lauryn

Coaching Experience

Years	University	Role
2021-Cur.	Kansas	Quarterbacks
2017-20	Buffalo	Quarterbacks
2016	Hamline	Asst. Head Coach
2011-15	Minnesota	Quarterbacks
2010	NIU	Quarterbacks
2007-09	UW-W.V.	Assistant Coach
2003-06	Lakeland	Head Coach
2000-03	Milkin U.	Assistant Coach
1997-99	SIU	Assistant Coach
1994-96	Berea (HS)	Assistant Coach
1991-93	Pre. Shaw. (HS)	Assistant Coach

He led Lakeland to a pair of Illini-Badger Conference championships and advanced to the Division III playoffs for the first time in school history.

Zebrowski and his wife, Heather, who was named Female Athlete of the Year during her volleyball playing days at Southern Illinois, have two children, Zachary and Lauryn. His son, Zach, is a quarterback at Southern Illinois.





MATT GILDERSLEEVE
DIRECTOR OF SPORTS PERFORMANCE



ROB IANELLO
GENERAL MANAGER



MICHAEL PAINTER
DIRECTOR OF FOOTBALL OPERATIONS



GRANT MURRAY
DIRECTOR OF PLAYER PERSONNEL



TORY TEYKL
DIRECTOR OF PLAYER DEVELOPMENT



DARRELL STUCKEY II
DIRECTOR OF FOOTBALL RELATIONS



GREG SVARCZKOPF
DIRECTOR OF RECRUITING



SCOTT ALIGO
DIRECTOR OF SCOUTING



BROCK CARABOA
SENIOR ANALYST



STEPHEN MATOS
SENIOR ANALYST



TAIWO ONATOLU
SENIOR ANALYST



JORDAN PETERSON
SENIOR ANALYST



LUKE ROTH
SENIOR ANALYST



KEVIN WEWERS
SENIOR ANALYST



CHRIS WOODS
SENIOR ANALYST



TRAVIS PARTRIDGE
QUALITY CONTROL



THOMAS WELLS
QUALITY CONTROL



ANDREW CARTER
GRADUATE ASSISTANT



BILL QUEISERT
GRADUATE ASSISTANT



DARRIAN WILSON
GRADUATE ASSISTANT



TRACEY DILLON
ADMINISTRATIVE ASSISTANT - HEAD COACH



EMILY ELLISON
ADMINISTRATIVE ASSISTANT - ASSISTANT COACHES



TRENT CARTER
HEAD ATHLETIC TRAINER



JOHN MICHEL
ATHLETIC TRAINER



TRAVIS PEPPER
ATHLETIC TRAINER



MADISON BEENE
ATHLETIC TRAINER



STACEY POTTER
ASSISTANT DIETICIAN



JASON RAMIREZ
FACILITY SUPERVISOR



BLAKE KUENZI
HEAD FB EQUIPMENT MANAGER



TREVOR PUEBLO
ASSISTANT FB EQUIPMENT MANAGER



TODD "LEAPER" WILLIAMS
TEAM MANAGER



LACHELLE STANLEY
DIRECTOR OF ON-CAMPUS RECRUITING



TARIK MUSE

ASSISTANT SPORTS PERFORMANCE COACH



CONOR MCNALLY

ASSISTANT SPORTS PERFORMANCE COACH



WILL HARRISON

ASSISTANT SPORTS PERFORMANCE COACH



D'ANTHONY KNIGHT

ASSISTANT SPORTS PERFORMANCE COACH



JIMMY LE

DIRECTOR OF FOOTBALL VIDEO



JOHN LINTNER

ASSISTANT DIRECTOR OF FOOTBALL VIDEO



RYAN KING

ASSISTANT AD - DIRECTOR OF
ACADEMIC AND CAREER COUNSELING



JR PULIDO

SENIOR ASSOCIATE DIRECTOR OF
ACADEMIC AND CAREER COUNSELING





MIKE VOLLMAR

SENIOR ASSOCIATE AD FOR FOOTBALL ADMINISTRATION

Mike Vollmar, an executive with over three decades of experience in college football administration, joined Kansas Athletics as Senior Associate AD for Football Administration in August 2018.

As Director of Football at IMG Academy, Vollmar oversaw all aspects of the football program, including boarding school, camps, visiting team training and events.

Vollmar went to IMG after serving for four years as the University of Tennessee's senior associate athletic director; he oversaw football and was a member of the Vols' executive staff. During his career he has been a part of 20 bowl games, a national championship and four conference titles.

In addition to his tenure at Tennessee, Vollmar has worked at some of the most recognizable and successful Power 5 programs in the country, including:

Alabama: He spent three seasons (2008-10) in Tuscaloosa, where he was associate athletic director for football and oversaw the program for Coach Nick Saban during a time in which the Crimson Tide went 36-5, won the 2009 BCS National Championship and the SEC title, and appeared in three-consecutive bowl games.

Michigan: He spent two years (2011-12) in Ann Arbor as the associate athletic director for football, where he helped the Wolverines attain back-to-back bowl appearances that included a 2011 BCS Sugar Bowl Championship. He was also involved in the planning and design of the \$9 million renovation of Schembechler Hall, which houses Michigan football's training facilities and a museum of Michigan football.

Michigan State: He worked as an assistant athletic director and director of football operations from 1996-2007, overseeing all phases of the Spartan football program while also managing construction of a new \$12 million football facility.

Additionally, early in his career, he also held recruiting and administrative positions with Syracuse (1991-95) and Michigan (1988-90). At Syracuse Vollmar was responsible for the oversight of recruiting and administration. Four players recruited during his tenure, including Donovan McNabb, were named to the Syracuse All-Century Team. At Michigan he served in athletics administration and was assistant recruiting coordinator.

During his time there Michigan went 28-7-1, winning three Big 10 Championships while appearing in two Rose Bowls and a Gator Bowl.

Vollmar graduated from Siena Heights University in 1988 with a degree in history and a minor in speech communications. He was a pole vaulter for the Saints' track and field team.

He earned a master's degree in sport management from the United States Sports Academy in 1989, where he was named Alumnus of the Year in 2010 and serves on the Alumni Board.

Vollmar has served on the College Football Playoff Advisory Committee and was a member of the Rose Bowl Advisory Committee. He serves as a trustee on the American Football Coaches Association's National Committee for Directors of Football Operations.

A native of Riverview, Michigan, Vollmar comes by his love of football naturally; his dad, James, was a running back at Michigan from 1956-58. Vollmar graduated from Riverview High School, the same school that produced former Michigan head coach Lloyd Carr, former Vanderbilt head coach Woody Widenhofer and former Colorado head coach Bill McCartney.

Vollmar and his wife, Tami, have a daughter, Bailey, who is a student at Michigan State University.

The Vollmar File

Position:	Sr. Assoc. AD for Football Admin.
Hometown:	Riverview, Mich.
Alma Mater:	Siena Heights, 1988
Wife:	Tami
Children:	Bailey

Allstate®

when it comes to savings, everyone is an eligible receiver

Championship savings for the win.

© 2021 Allstate Insurance Company, 2775 Sanders Road, Northbrook, IL 60062.
Marks are registered trademarks of their respective owners.



PROUD PARTNER OF
KANSAS ATHLETICS





2021 OPPONENTS

2021 OPPONENTS

GAME
1

SOUTH DAKOTA

Sept. 3, 2021 | 7 p.m. CT

David Booth Kansas Memorial Stadium | Lawrence, Kan.

GENERAL INFO

Location	Vermillion, S.D.
Enrollment	9,920
Colors	Red and White
Conference	Missouri Valley (Football Only)
Stadium	The DakotaDome (9,100 - AstroTurf)
2020 Record	1-3
2020 Conference Record/Finish	1-3 (8th)
Postseason	None
President	Sheila Gestring
Athletics Director	David Herbster
Head Coach	Bob Nielson
Alma Mater	Wartburg College, 1982/Northern Iowa, 1988
Record at South Dakota	22-29 (Sixth Season)
Record vs. Kansas	First Meeting
Series History/Last	2-0 (2013)

MEDIA RELATIONS

Bryan Boettcher - Assistant Athletics Director for Sports Information

Office	605-658-5544
Email	Bryan.Boettcher@usd.edu
Website	GoYotes.com

2021 SCHEDULE

Sept. 3	at Kansas
Sept. 11	NORTHERN ARIZONA
Sept. 18	at Cal Poly
Sept. 25	at Missouri State
Oct. 2	INDIANA STATE
Oct. 9	NORTH DAKOTA
Oct. 16	at Northern Iowa
Oct. 23	ILLINOIS STATE
Nov. 6	at Western Illinois
Nov. 13	SOUTH DAKOTA STATE
Nov. 20	at North Dakota State

GAME
2

AT COASTAL CAROLINA

Sept. 10, 2021 | 6:30 p.m. CT

Brooks Stadium | Conway, S.C.

GENERAL INFO

Location	Conway, S.C.
Enrollment	10,641
Colors	Teal & Bronze
Conference	Sun Belt
Stadium	Brooks Stadium (20,000 - ShawSports Power Blade)
2020 Record	11-1
2020 Conference Record/Finish	8-0 (1st)
Postseason	FBC Mortgage Cure Bowl (L, 34-37 vs. Liberty)
President	David DeCenzo
Athletics Director	Matt Hogue
Head Coach	Jamey Chadwell
Alma Mater	East Tennessee State, 2000/Charleston Southern, 2006
Record at Coastal Carolina	19-17 (Fourth Season)
Record vs. Kansas	2-0
Series History	0-2 (2020)

MEDIA RELATIONS

Kevin Davis - Assistant Athletic Director for Media Relations

Office	843-349-2822
Email	kdavis6@coastal.edu
Website	GoCCUSports.com

2021 SCHEDULE

Sept. 2	THE CITADEL
Sept. 10	KANSAS
Sept. 18	at Buffalo
Sept. 25	MASSACHUSETTS
Oct. 2	LOUISIANA-MONROE
Oct. 7	at Arkansas State
Oct. 20	at Appalachian State
Oct. 28	TROY
Nov. 6	at Georgia Southern
Nov. 13	GEORGIA STATE
Nov. 20	TEXAS STATE
Nov. 26	at South Alabama

GAME
3

BAYLOR

Sept. 18, 2021 | 2:30 p.m. CT

David Booth Kansas Memorial Stadium | Lawrence, Kan.

GENERAL INFO

Location	Waco, Texas
Enrollment	19,297
Colors	Green & Gold
Conference	Big 12
Stadium	McLane Stadium (45,140 - FieldTurf)
2020 Record	2-7
2020 Conference Record/Finish	2-7 (9th)
Postseason	None
President	Linda Livingstone
Athletics Director	Mack Rhoades
Head Coach	Dave Aranda
Alma Mater	California Lutheran, 1999/Texas Tech, 2002
Record at Baylor	2-7 (Second Season)
Record vs. Kansas	1-0
Series History/Last	4-16 (2020)

MEDIA RELATIONS

David Kaye - Assistant AD for Communications

Office	254-710-4389
Email	david_kaye@baylor.edu
Website	BaylorBears.com

2021 SCHEDULE

Sept. 4	at Texas State
Sept. 11	TEXAS SOUTHERN
Sept. 18	at Kansas
Sept. 25	IOWA STATE
Oct. 2	at Oklahoma State
Oct. 9	WEST VIRGINIA
Oct. 16	BYU
Oct. 30	TEXAS
Nov. 6	at TCU
Nov. 13	OKLAHOMA
Nov. 20	at Kansas State

GAME
4

AT DUKE

Sept. 25, 2021 | TBA

Brooks Field at Wallace Wade Stadium | Durham, N.C.

GENERAL INFO

Location	Durham, N.C.
Enrollment	6,994
Colors	Blue & White
Conference	Atlantic Coast
Stadium	Wallace Wade Stadium (40,004 - Bermuda)
2020 Record	2-9
2020 Conference Record/Finish	1-9 (14th)
Postseason	None
President	Vincent E. Price
Athletics Director	Nina E. King
Head Coach	David Cutcliffe
Alma Mater	Alabama, 1976
Record at Duke	74-88 (14th Season)
Record vs. Kansas	1-1
Series History/Last	1-1 (2014)

MEDIA RELATIONS

Kat Castner - Senior Associate Director of Communications

Office	919-684-2664
Email	kat.castner@duke.edu
Website	GoDuke.com

2021 SCHEDULE

Sept. 3	at Charlotte
Sept. 10	NORTH CAROLINA A&T
Sept. 18	NORTHWESTERN
Sept. 25	KANSAS
Oct. 2	At North Carolina
Oct. 9	GEORGIA TECH
Oct. 16	At Virginia
Oct. 30	At Wake Forest
Nov. 6	PITTSBURGH
Nov. 13	At Virginia Tech
Nov. 18	LOUISVILLE
Nov. 27	MIAMI

GAME
5

AT IOWA STATE

Oct. 2, 2021 | TBA

Midamerican Energy Field at Jack Trice Stadium | Ames, Iowa

GENERAL INFO

Location	Ames, Iowa
Enrollment	31,825
Colors	Cardinal & Gold
Conference	Big 12
Stadium	Jack Trice Stadium (61,500 - Grass)
2020 Record	9-3
2020 Conference Record/Finish	8-1 (2nd)
Postseason	PlayStation Fiesta Bowl (W, 34-17 vs. Oregon)
President	Wendy Wintersteen
Athletics Director	Jamie Pollard
Head Coach	Matt Campbell
Alma Mater	Mount Union, 2002
Record at Iowa State	35-28 (Sixth Season)
Record vs. Kansas	5-0
Series History/Last	50-44-6 (2020)

MEDIA RELATIONS

Mike Green - Assistant Athletics Director/Communications

Office	515-294-7019
Email	mgreen@iastate.edu
Website	Cyclones.com

2021 SCHEDULE

Sept. 4	UNI
Sept. 11	IOWA
Sept. 18	At UNLV
Sept. 25	At Baylor
Oct. 2	KANSAS
Oct. 16	At Kansas State
Oct. 23	OKLAHOMA STATE
Oct. 30	At West Virginia
Nov. 6	TEXAS
Nov. 13	At Texas Tech
Nov. 20	At Oklahoma
Nov. 26	TCU

GAME
6

TEXAS TECH

Oct. 16, 2021 | TBA

David Booth Kansas Memorial Stadium | Lawrence, Kan.

GENERAL INFO

Location	Lubbock, Texas
Enrollment	36,551
Colors	Scarlet & Black
Conference	Big 12
Stadium	Jones AT&T Stadium (60,454 - FieldTurf)
2020 Record	4-6
2020 Conference Record/Finish	3-6 (8th)
Postseason	None
President	Lawrence Schovanec
Athletics Director	Kirby Hocutt
Head Coach	Matt Wells
Alma Mater	Utah State, 1996
Record at Texas Tech	7-14 (Third Season)
Record vs. Kansas	1-1
Series History/Last	2-20 (2020)

MEDIA RELATIONS

Matt Dowdy - Director

Office	806-834-4529
Email	matthew.dowdy@ttu.edu
Website	TexasTech.com

2021 SCHEDULE

Sept. 4	Houston
Sept. 11	STEPHEN F. AUSTIN
Sept. 18	FLORIDA INTERNATIONAL
Sept. 25	At Texas
Oct. 2	At West Virginia
Oct. 9	TCU
Oct. 16	At KANSAS
Oct. 23	KANSAS STATE
Oct. 30	At Oklahoma
Nov. 13	IOWA STATE
Nov. 20	OKLAHOMA STATE
Nov. 27	At Baylor

GAME
7

OKLAHOMA

Oct. 23, 2021 | TBD
David Booth Kansas Memorial Stadium | Lawrence, Kan.

GENERAL INFO

Location	Norman, Okla.
Enrollment	30,903
Colors	Crimson & Cream
Conference	Big 12
Stadium	Gaylord Family - Oklahoma Memorial Stadium (80,126 - Grass)
2020 Record	9-2
2020 Conference Record/Finish	6-2 (1st)
Postseason	Cotton Bowl (W, 55-20 vs. Florida)
President	Joseph Harroz Jr.
Athletics Director	Joe Castiglione
Head Coach	Lincoln Riley
Alma Mater	Texas Tech, 2006
Record at Oklahoma	45-8 (Fifth Season)
Record vs. Kansas	4-0
Series History/Last	27-78-6 (2020)

MEDIA RELATIONS

Mike Houck - Assistant Athletics Director/Strategic Communications

Office	405-325-8227
Email	mhouck@ou.edu
Website	Soonersports.com

2021 SCHEDULE

Sept. 4	At Tulane
Sept. 11	WESTERN CAROLINA
Sept. 18	NEBRASKA
Sept. 25	WEST VIRGINIA
Oct. 2	At Kansas State
Oct. 9	TEXAS
Oct. 16	TCU
Oct. 23	At Kansas
Oct. 30	TEXAS TECH
Nov. 13	At Baylor
Nov. 20	IOWA STATE
Nov. 27	At Oklahoma State

GAME
8

AT OKLAHOMA STATE

Oct. 30, 2021 | TBD
Boone Pickens Stadium | Stillwater, Okla.

GENERAL INFO

Location	Stillwater, Okla.
Enrollment	25,594
Colors	Orange & Black
Conference	Big 12
Stadium	Boone Pickens Stadium (55,509 - AstroTurf)
2020 Record	8-3
2020 Conference Record/Finish	6-3 (4th)
Postseason	Cheez-It Bowl (W, 37-34 vs. Miami)
President	V. Burns Hargis
Athletics Director	Mike Holder
Head Coach	Mike Gundy
Alma Mater	Oklahoma State, 1990
Record at Oklahoma State	137-67 (17th Season)
Record vs. Kansas	12-1
Series History/Last	29-39-3 (2020)

MEDIA RELATIONS

Gavin Lang - Associate Athletics Director/Communications

Office	405-744-3875
Email	gavin.lang@okstate.edu
Website	OKState.edu

2021 SCHEDULE

Sept. 4	MISSOURI STATE
Sept. 11	TULSA
Sept. 18	At Boise State
Sept. 25	KANSAS STATE
Oct. 2	BAYLOR
Oct. 16	At Texas
Oct. 23	At Iowa State
Oct. 30	KANSAS
Nov. 6	at West Virginia
Nov. 13	TCU
Nov. 20	At Texas Tech
Nov. 27	OKLAHOMA

GAME
9

KANSAS STATE

Nov. 6, 2021 | TBD
David Booth Kansas Memorial Stadium | Lawrence, Kan.

GENERAL INFO

Location	Manhattan, Kan.
Enrollment	21,719
Colors	Purple and White
Conference	Big 12
Stadium	Bill Snyder Family Stadium (50,000 - FieldTurf)
2020 Record	4-6
2020 Conference Record/Finish	4-5 (7th)
Postseason	None
President	Richard Myers
Athletics Director	Gene Taylor
Head Coach	Chris Klieman
Alma Mater	Northern Iowa, 1990
Record at Kansas State	12-11 (Third Season)
Record vs. Kansas	2-0
Series History/Last	66-47-5 (2020)

MEDIA RELATIONS

Kenny Lannou - Executive Associate AD for Communications/Public Relations

Office	785-532-7977
Email	klannou@kstatesports.com
Website	KStateSports.com

2021 SCHEDULE

Sept. 4	Stanford
Sept. 11	SOUTHERN ILLINOIS
Sept. 18	NEVADA
Sept. 25	At Oklahoma State
Oct. 2	OKLAHOMA
Oct. 16	IOWA STATE
Oct. 23	At Texas Tech
Oct. 30	TCU
Nov. 6	At KANSAS
Nov. 13	WEST VIRGINIA
Nov. 20	BAYLOR
Nov. 26	At TEXAS

GAME
10

AT TEXAS

Nov. 13, 2021 | TBA
DKR-Texas Memorial Stadium | Austin, Texas

GENERAL INFO

Location	Austin, Texas
Enrollment	51,832
Colors	Burnt Orange & White
Conference	Big 12
Stadium	Darrell K. Royal-Texas Memorial Stadium (100,119 - FieldTurf)
2020 Record	7-3
2020 Conference Record/Finish	5-3 (3rd)
Postseason	Valero Alamo Bowl (W, 55-23 vs. Colorado)
President	Gregory L. Fenves
Athletics Director	Chris Del Conte
Head Coach	Steve Sarkisian
Alma Mater	BYU, 1997
Record at Texas	First Season
Record vs. Kansas	First Season
Series History/Last	3-16 (2019)

MEDIA RELATIONS

John Bianco - Senior Associate Athletics Director for Communications

Office	512-471-1346
Email	john.bianco@athletics.utexas.edu
Website	TexasSports.com

2021 SCHEDULE

Sept. 4	LOUISIANA
Sept. 11	At Arkansas
Sept. 18	RICE
Sept. 25	TEXAS TECH
Oct. 2	At TCU
Oct. 9	Oklahoma
Oct. 16	OKLAHOMA STATE
Oct. 30	At Baylor
Nov. 6	At Iowa State
Nov. 13	KANSAS
Nov. 20	at West Virginia
Nov. 26	KANSAS STATE

GAME
11

AT TCU

Nov. 20, 2021 | TBA
Amon G. Carter Stadium | Fort Worth, Texas

GENERAL INFO

Location	Fort Worth, Texas
Enrollment	11,024
Colors	Purple & White
Conference	Big 12
Stadium	Amon G. Carter Stadium (46,000 - Grass)
2020 Record	6-4
2020 Conference Record/Finish	5-4 (6th)
Postseason	Mercari Texas Bowl (Canceled vs. Arkansas)
Chancellor	Dr. Victor J. Boschini Jr.
Athletics Director	Jeremiah Donati
Head Coach	Gary Patterson
Alma Mater	Kansas State, 1983
Record at TCU	178-74 (21st Season)
Record vs. Kansas	8-1
Series History/Last	9-24-4 (2020)

MEDIA RELATIONS

Mark Cohen - Associate Athletics Director for Athletic Communications

Office	817-257-5394
Email	m.cohen@tcu.edu
Website	GoFrogs.com

2021 SCHEDULE

Sept. 4	DUQUESNE
Sept. 11	CALIFORNIA
Sept. 25	SMU
Sept. 2	TEXAS
Oct. 9	At Texas Tech
Oct. 16	At Oklahoma
Oct. 23	WEST VIRGINIA
Oct. 30	At Kansas State
Nov. 6	BAYLOR
Nov. 13	At Oklahoma State
Nov. 20	KANSAS
Nov. 26	At Iowa State

GAME
12

WEST VIRGINIA

Nov. 27, 2021 | TBA
David Booth Kansas Memorial Stadium | Lawrence, Kan.

GENERAL INFO

Location	Morgantown, W.Va.
Enrollment	29,107
Colors	Gold & Blue
Conference	Big 12
Stadium	Milan Puskar Stadium (60,000 - FieldTurf)
2020 Record	6-4
2020 Conference Record/Finish	4-4 (5th)
Postseason	AutoZone Liberty Bowl (W, 24-21 vs. Army)
President	Dr. E. Gordon Gee
Athletics Director	Shane Lyons
Head Coach	Neal Brown
Alma Mater	Massachusetts, 2002, 2005
Record at West Virginia	11-11 (Third Season)
Record vs. Kansas	2-0
Series History/Last	1-9 (2020)

MEDIA RELATIONS

Mike Montoro - Assistant Athletics Director for Football Communications

Office	304-293-2821
Email	mike.montoro@mail.wvu.edu
Website	WVUSports.com

2021 SCHEDULE

Sept. 4	At Maryland
Sept. 11	LIU
Sept. 18	VIRGINIA TECH
Sept. 25	At Oklahoma
Oct. 2	TEXAS TECH
Oct. 9	At Baylor
Oct. 23	At TCU
Oct. 30	IOWA STATE
Nov. 6	OKLAHOMA STATE
Nov. 13	At Kansas State
Nov. 20	TEXAS
Nov. 27	At KANSAS

SERIES HISTORY

BAYLOR

SERIES:	BU LEADS 16-4
In Lawrence:	BU leads 6-4
In Waco, Texas:	BU leads 10-0
9/18/1971	Lawrence W 22-0
9/10/1988	Lawrence L 14-27
9/23/1989	Waco L 3-46
10/10/1998	Waco L 24-31
11/6/1999	Lawrence W 45-10
10/5/2002	Waco L 32-35
10/18/2003	Lawrence W 28-21
10/21/2006	Waco L 35-36
10/13/2007	Lawrence W 58-10
10/2/2010	Waco L 7-55
11/12/2011	Lawrence (ot) L 30-31
11/3/2012	Waco L 14-41
10/26/2013	Lawrence L 14-59
11/1/2014	Waco L 14-60
10/10/2015	Lawrence L 7-66
10/15/2016	Waco L 7-49
11/4/2017	Lawrence L 9-38
9/22/2018	Waco L 7-26
11/30/2019	Lawrence L 6-61
9/26/2020	Waco L 14-47

COASTAL CAROLINA

SERIES:	CCU LEADS 2-0
In Lawrence:	CCU leads 2-0
In Conway, S.C.:	First Meeting
9/7/2019	Lawrence L 7-12
9/12/2020	Lawrence L 23-38

DUKE

SERIES:	TIED 1-1
In Lawrence:	KU leads 1-0
In Durham N.C.:	DU leads 1-0
9/19/2009	Lawrence W 44-16
9/13/2014	Durham L 3-41

IOWA STATE

SERIES:	KU LEADS 50-44-6
In Lawrence:	KU leads 28-19-3
In Ames, Iowa:	ISU leads 25-22-3
10/15/1898	Lawrence W 11-6
10/14/1916	Ames L 0-13
10/27/1917	Lawrence W 7-0
10/25/1919	Ames T 0-0
10/23/1920	Lawrence W 7-0
11/5/1921	Ames W 14-7
10/11/1924	Lawrence L 10-13
10/10/1925	Ames L 0-20
10/27/1928	Lawrence T 0-0
10/26/1929	Ames W 33-0
10/25/1930	Lawrence W 20-6
10/15/1932	Ames W 26-0
11/18/1933	Lawrence W 20-6
11/3/1934	Ames T 0-0
11/23/1935	Lawrence L 12-21
10/10/1936	Ames L 7-21
10/16/1937	Lawrence W 14-6
10/22/1938	Ames L 7-21
10/7/1939	Lawrence W 14-0
10/5/1940	Ames L 0-7
10/25/1941	Lawrence W 13-0
11/14/1942	Ames L 13-20
10/9/1943	Lawrence L 6-13
10/14/1944	Ames L 0-25
10/6/1945	Lawrence T 13-13
10/12/1946	Ames W 24-8
10/4/1947	Lawrence W 27-7
10/9/1948	Ames W 20-7
10/1/1949	Lawrence L 6-19
10/14/1950	Ames W 33-21
9/29/1951	Lawrence W 53-33
10/11/1952	Ames W 43-0
10/3/1953	Lawrence W 23-0
10/9/1954	Ames L 6-33
10/8/1955	Lawrence T 7-7
10/13/1956	Ames W 25-14
10/12/1957	Lawrence L 6-21
10/11/1958	Ames W 7-0
10/31/1959	Lawrence W 7-0

10/8/1960	Ames W 28-14
10/14/1961	Lawrence W 21-7
10/13/1962	Ames W 29-8
10/12/1963	Lawrence L 14-17
10/10/1964	Ames W 42-6
10/9/1965	Lawrence L 7-21
10/8/1966	Ames L 7-24
10/28/1967	Lawrence W 28-14
10/26/1968	Ames W 46-25
10/25/1969	Ames L 20-44
10/24/1970	Lawrence W 24-10
10/23/1971	Ames L 24-40
10/28/1972	Lawrence L 8-34
10/27/1973	Ames W 22-20
10/26/1974	Lawrence L 6-22
10/18/1975	Ames W 21-10
11/6/1976	Lawrence L 17-31
10/29/1977	Ames L 3-41
10/28/1978	Lawrence L 7-13
10/20/1979	Ames W 24-7
10/18/1980	Lawrence W 28-17
11/7/1981	Ames W 24-11
11/6/1982	Lawrence W 24-17
10/8/1983	Ames L 35-38
10/6/1984	Lawrence W 33-14
10/12/1985	Ames L 21-22
10/11/1986	Lawrence L 10-13
10/24/1987	Lawrence L 28-42
10/22/1988	Ames L 14-42
10/7/1989	Lawrence L 20-24
10/6/1990	Ames T 34-34
10/19/1991	Lawrence W 41-0
10/17/1992	Ames W 50-47
10/16/1993	Lawrence W 35-20
10/15/1994	Ames W 41-23
10/14/1995	Lawrence W 34-7
11/2/1996	Ames W 34-31
11/1/1997	Lawrence W 34-24
11/21/1998	Ames L 20-23
11/20/1999	Lawrence W 31-28
11/18/2000	Ames L 17-38
11/17/2001	Lawrence L 7-49
8/31/2002	Ames L 3-45
11/22/2003	Lawrence W 36-7
10/30/2004	Ames L 7-13
11/26/2005	Lawrence (ot) W 24-21
11/4/2006	Ames W 41-10
11/17/2007	Lawrence W 45-7
10/4/2008	Ames W 35-33
10/10/2009	Lawrence W 41-36
10/30/2010	Ames L 16-28
11/5/2011	Ames L 10-13
11/17/2012	Lawrence L 23-51
11/23/2013	Ames L 0-34
11/8/2014	Lawrence W 34-14
10/3/2015	Ames L 13-38
11/12/2016	Lawrence L 24-31
10/14/2017	Ames L 0-45
11/3/2018	Lawrence L 3-27
11/23/2019	Ames L 31-41
11/31/2020	Lawrence L 22-52

KANSAS STATE

SERIES:	KU LEADS 65-48-5
In Lawrence:	KU leads 37-21-2
In Manhattan, Kan.:	KU leads 28-27-3
10/4/1902	Lawrence W 16-0
10/3/1903	Lawrence W 34-0
11/19/1904	Manhattan W 41-4
11/25/1905	Lawrence W 28-0
11/24/1906	Manhattan L 4-6
10/26/1907	Lawrence W 29-10
10/10/1908	Lawrence W 12-6
10/16/1909	Manhattan W 5-3
10/21/1911	Manhattan W 6-0
10/26/1912	Lawrence W 19-6
10/25/1913	Manhattan W 26-0
10/26/1914	Lawrence W 27-0
10/23/1915	Manhattan W 19-7
10/28/1916	Lawrence T 0-0
11/3/1917	Manhattan W 9-0
11/28/1918	Lawrence W 13-7

11/1/1919	Lawrence W 16-3
10/30/1920	Manhattan W 14-0
10/29/1921	Lawrence W 21-7
10/28/1922	Manhattan T 7-7
10/27/1923	Lawrence T 0-0
10/18/1924	Manhattan L 0-6
10/17/1925	Lawrence L 7-14
10/16/1926	Manhattan L 0-27
10/15/1927	Lawrence L 2-13
10/20/1928	Manhattan W 7-0
10/19/1929	Lawrence L 0-6
10/18/1930	Manhattan W 14-0
10/17/1931	Lawrence L 0-13
11/19/1932	Manhattan W 19-0
10/28/1933	Lawrence L 0-6
10/20/1934	Manhattan L 0-13
10/26/1935	Lawrence W 9-2
10/24/1936	Manhattan L 6-26
11/13/1937	Lawrence L 0-7
10/29/1938	Manhattan W 27-7
11/3/1939	Lawrence L 6-27
10/26/1940	Manhattan L 0-20
11/15/1941	Lawrence W 20-16
10/24/1942	Manhattan W 19-7
10/30/1943	Lawrence W 25-2
11/11/1944	Manhattan L 14-18
11/17/1945	Lawrence W 27-0
11/16/1946	Manhattan W 34-0
11/1/1947	Lawrence W 55-0
11/13/1948	Manhattan W 20-14
10/29/1949	Lawrence W 38-0
11/18/1950	Manhattan W 47-7
10/27/1951	Lawrence W 33-14
11/1/1952	Manhattan W 26-6
11/7/1953	Lawrence L 0-7
10/30/1954	Manhattan L 6-28
11/5/1955	Lawrence L 0-46
11/3/1956	Manhattan W 20-15
11/9/1957	Lawrence W 13-7
11/1/1958	Manhattan W 21-12
10/17/1959	Lawrence W 33-14
9/24/1960	Manhattan W 41-0
11/11/1961	Lawrence W 34-0
11/3/1962	Manhattan W 38-0
11/2/1963	Lawrence W 34-0
10/31/1964	Manhattan W 7-0
10/30/1965	Lawrence W 34-0
10/29/1966	Manhattan T 3-3
11/4/1967	Lawrence W 17-16
11/16/1968	Manhattan W 38-29
10/11/1969	Lawrence L 22-26
10/10/1970	Manhattan W 21-15
10/9/1971	Lawrence W 39-13
10/14/1972	Manhattan L 19-20
10/13/1973	Lawrence W 25-18
10/12/1974	Manhattan W 20-13
11/1/1975	Lawrence W 28-0
10/23/1976	Manhattan W 24-14
11/5/1977	Lawrence W 29-21
11/18/1978	Manhattan L 20-36
11/3/1979	Lawrence W 36-28
11/1/1980	Manhattan W 20-18
10/24/1981	Lawrence W 17-14
10/23/1982	Manhattan L 7-36
10/15/1983	Lawrence W 31-3
10/13/1984	Manhattan L 7-24
10/19/1985	Lawrence W 38-7
10/18/1986	Manhattan L 12-29
11/7/1987	Manhattan T 17-17
11/5/1988	Lawrence W 30-12
10/28/1989	Manhattan W 21-16
10/27/1990	Lawrence W 27-24
10/12/1991	Manhattan L 12-16
10/10/1992	Lawrence W 31-7
10/9/1993	Manhattan L 9-10
10/6/1994	Lawrence L 13-21
10/28/1995	Manhattan L 7-41
11/9/1996	Lawrence L 12-38
11/8/1997	Manhattan L 16-48
10/31/1998	Lawrence L 6-54
10/9/1999	Manhattan L 9-50
10/7/2000	Lawrence L 13-52

10/27/2001	Manhattan L 6-40
11/2/2002	Lawrence L 0-64
10/25/2003	Manhattan L 6-42
10/9/2004	Lawrence W 31-28
10/8/2005	Manhattan L 3-12
11/18/2006	Lawrence W 39-20
10/6/2007	Manhattan W 30-24
11/1/2008	Lawrence W 52-21
11/7/2009	Manhattan L 10-17
10/14/2010	Lawrence L 7-59
10/22/2011	Lawrence L 21-59
10/6/2012	Manhattan L 16-56
11/30/2013	Lawrence L 10-31
11/29/2014	Manhattan L 13-51
11/28/2015	Lawrence L 14-45
11/26/2016	Manhattan L 19-34
10/28/2017	Lawrence L 20-30
11/10/2018	Manhattan L 17-21
11/2/2019	Lawrence L 10-38
10/24/2020	Manhattan L 14-55

SOUTH DAKOTA

SERIES:	KU LEADS 2-0
In Lawrence:	KU leads 1-0
In Vermillion, S.D.:	KU leads 1-0
10/27/1900	Vermillion W 42-0
9/7/2013	Lawrence W 31-14

OKLAHOMA

SERIES:	OU LEADS 78-27-6
In Lawrence:	OU leads 36-14-3
In Norman, Okla.:	OU leads 41-13-3
Neutral Sites:	OU leads 1-0-0
11/7/1903	Lawrence W 17-5
10/21/1904	Norman W 16-0
10/21/1905	Lawrence W 34-0
10/20/1906	Lawrence W 20-4
10/19/1907	Norman W 15-0
10/17/1908	Lawrence W 11-0
10/9/1909	Lawrence W 11-0
11/12/1910	Norman W 2-0
11/11/1911	Lawrence L 0-3
11/2/1912	Lawrence L 5-6
11/1/1913	Norman L 7-21
10/31/1914	Lawrence T 16-16
10/30/1915	Norman L 14-23
11/4/1916	Lawrence W 21-13
11/10/1917	Norman W 13-6
11/9/1918	Lawrence L 0-33
11/8/1919	Lawrence T 0-0
11/6/1920	Norman L 9-21
11/5/1921	Norman L 7-24
11/4/1922	Lawrence W 19-3
11/3/1923	Norman W 7-3
11/15/1924	Lawrence W 20-0
11/7/1925	Norman T 0-0
11/1/1926	Lawrence W 10-9
11/12/1927	Norman L 7-26
11/17/1928	Lawrence L 0-7
11/9/1929	Norman W 7-0
11/15/1930	Lawrence W 13-0
11/7/1931	Norman L 0-10
10/8/1932	Lawrence L 6-21
11/4/1933	Norman L 0-20
10/27/1934	Lawrence T 7-7
11/2/1935	Norman W 7-0
10/17/1936	Lawrence L 0-14
10/23/1937	Norman W 6-3
10/15/1938	Lawrence L 0-19
10/21/1939	Norman L 7-27
10/9/1940	Lawrence L 0-13
11/1/1941	Norman L 0-38
10/17/1942	Lawrence L 0-25
11/6/1943	Norman L 13-26
11/18/1944	Lawrence L 0-20
10/20/1945	Norman L 7-39
11/9/1946	Lawrence W 16-13
10/18/1947	Norman T 13-13
11/20/1948	Lawrence L 7-60
10/15/1949	Norman L 26-48
11/11/1950	Lawrence L 13-33
10/20/1951	Norman L 21-33

10/18/1952	Lawrence	L	20-42
10/17/1953	Norman	L	0-45
10/16/1954	Lawrence	L	0-65
10/15/1955	Norman	L	6-44
10/20/1956	Lawrence	L	12-34
10/19/1957	Norman	L	0-47
10/18/1958	Lawrence	L	0-43
10/24/1959	Norman	L	6-7
10/15/1960	Lawrence	T	13-13
10/21/1961	Norman	W	10-0
10/20/1962	Lawrence	L	7-13
10/19/1963	Norman	L	18-21
10/17/1964	Lawrence	W	15-14
10/16/1965	Norman	L	7-21
10/15/1966	Lawrence	L	0-35
11/18/1967	Norman	L	10-14
11/9/1968	Lawrence	L	23-27
11/15/1969	Norman	L	15-31
11/14/1970	Lawrence	L	24-28
11/13/1971	Norman	L	10-56
11/18/1972	Lawrence	L	7-31
11/17/1973	Norman	L	20-48
11/16/1974	Lawrence	L	14-45
11/8/1975	Norman	W	23-3
10/16/1976	Lawrence	L	10-28
10/1/1977	Norman	L	9-42
10/14/1978	Lawrence	L	16-17
11/10/1979	Norman	L	0-38
11/8/1980	Lawrence	L	19-21
10/17/1981	Norman	L	7-45
10/16/1982	Lawrence	L	14-38
10/29/1983	Norman	L	14-45
10/27/1984	Lawrence	W	28-11
11/2/1985	Norman	L	6-48
11/1/1986	Lawrence	L	3-64
10/31/1987	Lawrence	L	10-71
10/29/1988	Norman	L	14-63
9/30/1989	Lawrence	L	6-45
9/29/1990	Norman	L	17-31
10/26/1991	Norman	L	3-41
10/24/1992	Lawrence	W	27-10
10/23/1993	Norman	L	25-38
10/22/1994	Lawrence	L	17-20
10/21/1995	Norman	W	38-17
10/5/1996	Norman	W	52-24
10/4/1997	Lawrence	W	20-17
9/30/2000	Norman	L	16-34
10/13/2001	Lawrence	L	10-38
10/23/2004	Norman	L	10-41
10/15/2005	Kansas City, Mo.	L	3-19
10/18/2008	Norman	L	31-45
10/24/2009	Lawrence	L	13-35
10/15/2011	Lawrence	L	17-47
10/20/2012	Norman	L	7-52
10/19/2013	Lawrence	L	19-34
11/22/2014	Norman	L	7-44
10/31/2015	Lawrence	L	7-62
10/29/2016	Norman	L	3-56
11/18/2017	Lawrence	L	3-41
11/17/2018	Norman	L	40-55
10/5/2019	Lawrence	L	20-45
11/7/2020	Norman	L	9-62

OKLAHOMA STATE

SERIES:			
In Lawrence:			
In Stillwater, Okla.:			
10/13/1923	Lawrence	W	9-0
10/4/1924	Lawrence	L	0-3
10/3/1925	Lawrence	W	13-3
10/31/1931	Lawrence	L	7-13
11/2/1946	Lawrence	W	14-13
11/15/1947	Stillwater	W	13-7
10/30/1948	Lawrence	W	13-7
10/22/1949	Stillwater	W	55-14
10/21/1950	Lawrence	W	40-7
11/17/1951	Stillwater	W	27-12
11/15/1952	Lawrence	W	12-7
11/14/1953	Lawrence	L	14-41
11/13/1954	Stillwater	L	12-47
11/12/1955	Lawrence	W	12-7
10/26/1956	Stillwater	W	21-13
11/16/1957	Lawrence	W	13-7
11/15/1958	Stillwater	L	3-6
11/14/1959	Lawrence	W	28-14
11/22/1960	Stillwater	W	14-7

10/28/1961	Lawrence	W	42-8
10/27/1962	Stillwater	W	36-17
10/26/1963	Lawrence	W	41-7
10/24/1964	Stillwater	W	14-13
10/23/1965	Lawrence	W	9-0
10/22/1966	Stillwater	L	7-10
10/21/1967	Stillwater	W	26-15
10/19/1968	Lawrence	W	49-19
11/1/1969	Lawrence	L	25-28
10/31/1970	Stillwater	L	7-19
10/30/1971	Lawrence	L	10-17
11/4/1972	Stillwater	W	13-10
11/3/1973	Lawrence	T	10-10
11/2/1974	Stillwater	L	13-24
10/25/1975	Lawrence	L	19-35
10/9/1976	Stillwater	L	14-21
10/22/1977	Lawrence	L	0-21
10/21/1978	Stillwater	L	7-21
10/27/1979	Lawrence	L	17-30
10/25/1980	Stillwater	T	14-14
10/10/1981	Lawrence	L	7-20
10/9/1982	Stillwater	T	24-24
10/22/1983	Lawrence	L	10-27
10/20/1984	Stillwater	L	10-47
10/26/1985	Lawrence	L	10-17
10/25/1986	Stillwater	L	6-24
11/14/1987	Lawrence	L	17-49
11/12/1988	Stillwater	L	24-63
11/4/1989	Lawrence	L	24-37
11/3/1990	Stillwater	W	31-30
11/2/1991	Stillwater	W	31-0
11/2/1992	Lawrence	W	26-18
10/30/1993	Stillwater	W	13-6
10/29/1994	Lawrence	W	24-14
11/18/1995	Stillwater	W	22-17
9/5/1998	Lawrence	L	28-38
11/13/1999	Stillwater	L	13-45
11/16/2002	Lawrence	L	20-55
11/15/2003	Stillwater	L	21-44
10/14/2006	Lawrence	L	33-42
11/10/2007	Stillwater	W	43-28
11/20/2010	Lawrence	L	14-48
10/8/2011	Stillwater	L	28-70
10/13/2012	Lawrence	L	14-20
11/9/2013	Stillwater	L	6-42
10/11/2014	Lawrence	L	20-27
10/24/2015	Stillwater	L	10-58
10/22/2016	Lawrence	L	20-44
11/25/2017	Stillwater	L	17-58
9/29/2018	Lawrence	L	28-48
11/16/2019	Stillwater	L	13-31
10/3/2020	Lawrence	L	7-47

TEXAS

SERIES:			
In Lawrence:			
In Austin, Texas:			
11/23/1901	Lawrence	W	12-0
9/24/1938	Lawrence	W	19-18
11/16/1996	Lawrence	L	17-38
11/15/1997	Austin	L	31-45
11/11/2000	Lawrence	L	16-51
11/10/2001	Austin	L	0-59
11/13/2004	Lawrence	L	23-27
11/12/2005	Austin	L	14-66
11/15/2008	Lawrence	L	7-35
11/21/2009	Austin	L	20-51
10/29/2011	Austin	L	0-43
10/27/2012	Lawrence	L	17-21
11/2/2013	Austin	L	13-35
9/27/2014	Lawrence	L	0-23
11/7/2015	Austin	L	20-59
11/19/2016	Lawrence	W	24-21
11/11/2017	Austin	L	27-42
11/23/2018	Lawrence	L	17-24
10/19/2019	Austin	L	48-50

TCU

SERIES:			
In Lawrence:			
In Fort Worth, Texas:			
Neutral Sites:			
10/10/1942	Fort Worth	L	6-41
9/23/1944	Kansas City, Mo.	L	0-7
9/22/1945	Kansas City, Mo.	L	0-18
9/21/1946	Kansas City, Mo.	T	0-0

9/20/1947	Kansas City, Mo.	T	0-0
9/18/1948	Lawrence	L	13-14
9/17/1949	Lawrence	L	0-28
9/23/1950	Lawrence	L	7-14
9/22/1951	Fort Worth	W	27-13
9/20/1952	Lawrence	W	13-0
9/19/1953	Fort Worth	L	0-13
9/18/1954	Lawrence	L	6-27
9/17/1955	Fort Worth	L	14-47
9/22/1956	Lawrence	L	0-32
9/21/1957	Fort Worth	T	13-13
9/20/1958	Lawrence	L	0-42
9/19/1959	Fort Worth	L	7-14
9/17/1960	Lawrence	W	21-7
9/23/1961	Fort Worth	L	16-17
9/22/1962	Lawrence	L	3-6
9/21/1963	Fort Worth	L	6-10
9/19/1964	Lawrence	W	7-3
9/18/1982	Lawrence	W	30-19
9/10/1983	Fort Worth	T	16-16
9/17/1994	Fort Worth	L	21-31
9/14/1995	Lawrence	W	38-20
9/14/1996	Fort Worth	W	52-17
9/6/1997	Lawrence	W	17-10
9/15/2012	Lawrence	L	6-20
10/12/2013	Fort Worth	L	17-27
11/15/2014	Lawrence	L	30-34
11/14/2015	Fort Worth	L	17-23
10/8/2016	Lawrence	L	23-24
10/21/2017	Fort Worth	L	0-43
10/27/2018	Lawrence	W	27-26
9/28/2019	Fort Worth	L	14-51
11/28/2020	Lawrence	L	23-59

TEXAS TECH

SERIES:			
In Lawrence:			
In Lubbock, Texas:			
9/18/1965	Lubbock	L	7-28
9/17/1966	Lawrence	L	7-23
9/20/1969	Lubbock	L	22-28
9/19/1970	Lawrence	L	0-23
10/12/1996	Lawrence	L	7-30
10/11/1997	Lubbock	L	7-17
10/28/2000	Lawrence	L	39-45
10/6/2001	Lubbock (ot)	W	34-31
9/25/2004	Lawrence	L	30-31
10/1/2005	Lubbock	L	17-30
10/25/2008	Lawrence	L	21-63
10/31/2009	Lubbock	L	21-42
10/1/2011	Lawrence	L	34-45
11/10/2012	Lubbock (2ot)	L	34-41
10/5/2013	Lawrence	L	16-54
10/18/2014	Lubbock	L	21-34
10/17/2015	Lawrence	L	20-30
9/29/2016	Lubbock	L	19-55
10/7/2017	Lawrence	L	19-65
10/20/2018	Lubbock	L	16-48
10/28/2019	Lawrence	W	37-34
12/5/2020	Lubbock	L	13-16

WEST VIRGINIA

SERIES:			
In Lawrence:			
In Morgantown, W. Va.:			
11/8/1941	Morgantown	L	0-21
12/1/2012	Morgantown	L	10-59
11/16/2013	Lawrence	W	31-19
10/4/2014	Morgantown	L	14-33
11/21/2015	Lawrence	L	0-49
11/5/2016	Morgantown	L	21-48
9/23/2017	Lawrence	L	34-56
10/6/2018	Morgantown	L	22-38
9/21/2019	Lawrence	L	24-29
10/17/2020	Morgantown	L	17-38

SERIES HISTORY BY CONFERENCE

AMERICAN	G	W	L	T	FIRST/LAST
Cincinnati	2	1	1	0	1995/1997
Houston	3	3	0	0	1994/2005
Memphis	2	0	2	0	2015/2016
SMU	6	2	4	0	1952/2000
Temple	1	0	1	0	1941/1941
Tulane	1	1	0	0	1958/1958
Tulsa	10	5	5	0	1933/2004
South Florida	2	1	1	0	2006/2008
Totals	27	13	14	0	1933/2016

ATLANTIC COAST	G	W	L	T	FIRST/LAST
Boston College	1	1	0	0	2019/2019
Duke	2	1	1	0	2009/2014
Florida State	7	2	5	0	1971/1993
Georgia Tech	3	1	2	0	1947/2011
Louisville	3	0	3	0	1980/1990
Miami (Fla.)	4	0	4	0	1957/1990
North Carolina	2	0	2	0	1984/1986
North Carolina State	2	0	2	0	1973/2003
Pittsburgh	3	0	3	0	1975/1980
Syracuse	8	4	4	0	1959/1980
Virginia	2	0	2	0	1990/1991
Virginia Tech	1	1	0	0	2007/2007
Totals	38	10	28	0	1947/2019

BIG TEN	G	W	L	T	FIRST/LAST
Illinois	5	2	3	0	1892/1968
Indiana	2	1	1	0	1967/1968
Iowa	10	7	3	0	1891/1960
Michigan	3	0	3	0	1893/1979
Michigan State	6	1	5	0	1934/1994
Minnesota	7	4	3	0	1893/2008
Nebraska	117	23	91	3	1892/2010
Northwestern	2	0	2	0	2003/2004

PAC-12	G	W	L	T	FIRST/LAST
Arizona	6	3	2	1	1936/1966
California	5	2	3	0	1961/1992
Colorado	70	24	43	3	1903/2010
Oregon	2	1	0	1	1980/1981
Oregon State	6	4	2	0	1957/1992
Southern California	1	1	0	0	1983/1983
Stanford	1	0	1	0	1967/1967
UCLA	7	2	5	0	1953/2001
Utah	4	2	2	0	1950/1996
Washington	1	0	1	0	1978/1978
Washington State	9	7	2	0	1955/1977
Totals	112	46	61	5	1903/2010

ATLANTIC 10	G	W	L	T	FIRST/LAST
Villanova	1	0	1	0	1940/1940
Totals	1	0	1	0	1940/1940

BIG SKY	G	W	L	T	FIRST/LAST
Montana State	1	1	0	0	1989/1989
Northern Colorado	1	1	0	0	2009/2009
Totals	2	2	0	0	1989/2009

COLONIAL ATHLETIC	G	W	L	T	FIRST/LAST
Rhode Island	1	1	0	0	2016/2016
Totals	1	1	0	0	2016/2016

IVY	G	W	L	T	FIRST/LAST
Pennsylvania	1	0	1	0	1930/1930
Totals	1	0	1	0	1930/1930

MISSOURI VALLEY	G	W	L	T	FIRST/LAST
Illinois State	1	1	0	0	1998/1998
Indiana State	3	3	0	0	1985/2019
Missouri State	2	2	0	0	2001/2002
North Dakota State	1	0	1	0	2010/2010
South Dakota	2	2	0	0	1900/2013
South Dakota State	3	2	1	0	1947/2015
Southern Illinois	3	3	0	0	1986/2000
Totals	15	13	2	0	1947/2019

OHIO VALLEY	G	W	L	T	FIRST/LAST
Eastern Illinois	1	1	0	0	1985/1985
Jacksonville State	1	1	0	0	2003/2003
Southeast Missouri State	2	2	0	0	2014/2017
Totals	4	4	0	0	1985/2017

PIONEER	G	W	L	T	FIRST/LAST
Drake	17	10	6	1	1899/1940
Totals	17	10	6	1	1899/1940

SOUTHERN	G	W	L	T	FIRST/LAST
Western Carolina	1	1	0	0	1993/1993
Totals	1	1	0	0	1993/1993

SOUTHLAND	G	W	L	T	FIRST/LAST
McNeese State	1	1	0	0	2011/2011
Nicholls State	1	0	1	0	2018/2018
Northwestern State	1	1	0	0	2006/2006
Sam Houston State	1	1	0	0	2006/2008
Southeastern Louisiana	1	1	0	0	2007/2007
Totals	5	4	1	0	2006/2018

OTHERS	G	W	L	T	FIRST/LAST
Abilene (Kan.)	1	1	0	0	1896/1896
Ainsworth Medical	1	1	0	0	1898/1898
Baker	10	6	3	1	1890/1918
Beloit (Kan.)	1	0	0	1	1901/1901
Boston	2	2	0	0	1959/1962
Cal State Northridge	1	1	0	0	1999/1999
Creighton	3	3	0	0	1923/1933
Denver	9	6	2	1	1932/1950
Denver Athletic Club	3	2	1	0	1892/1896
Doane	3	3	0	0	1894/1896
Drury	1	1	0	0	1905/1905
College of Emporia	5	5	0	0	1903/1914
Emporia State	18	16	1	1	1895/1929
Fort Riley (Kan.)	1	0	1	0	1943/1943
George Washington	6	3	3	0	1933/1949
Glascio (Kan.)	1	1	0	0	1897/1897
Grinnell (Kan.)	4	2	2	0	1925/1928
Haskell (Kan.)	11	6	5	0	1896/1931
Iowa Navy Pre-Flight	1	0	1	0	1942/1942
James Milliken	1	1	0	0	1931/1931
Kansas City Medical	7	4	3	0	1896/1902
Kansas City YMCA	2	1	1	0	1890/1891
Kirksville Osteopathy	1	1	0	0	1901/1901
Knox	1	0	1	0	1902/1902
Loyola (Calif.)	1	1	0	0	1951/1951
Marquette	4	0	4	0	1928/1945
Midland	3	3	0	0	1895/1897
Olathe Navy	1	1	0	0	1944/1944
Ottawa	6	4	1	1	1894/1910
Pacific	1	0	0	1	1956/1956
Pittsburg State	1	1	0	0	1919/1919
Saint Louis	3	1	2	0	1906/1932
St. Benedict's	2	2	0	0	1934/1935
St. Mary's (Kan.)	8	8	0	0	1897/1912
Santa Clara	1	1	0	0	1952/1952
Warrensburg	5	5	0	0	1897/1943
Washburn	37	28	5	4	1891/1945
Washington (Mo.)	15	12	0	3	1891/1942
Wichita State	7	5	2	0	1902/1984
William Jewell	6	6	0	0	1905/1914
Totals	195	144	38	13	1890/1999

2021-22 BOWL SCHEDULE

DATE	BOWL	TEAMS	LOCATION	TIME [ET]	TV
Fri, Dec. 17	Bahamas Bowl	C-USA/MAC	Nassau, Bahamas	12 p.m.	ESPN
	FBC Mortgage Cure Bowl	American/Sun Belt	Orlando, Fla.	6 p.m.	ESPN2
Sat, Dec. 18	RoofClaim.com Boca Raton Bowl	American/C-USA/MAC/MWC/Sun Belt	Boca Raton, Fla.	11 a.m.	ESPN
	Cricket Celebration Bowl	SWAC/MEAC	Atlanta, Ga.	12 p.m.	ABC
	New Mexico Bowl	MWC/C-USA	Albuquerque, N.M.	2:15 p.m.	ESPN
	Radiance Technologies Independence Bowl	BYU/C-USA	Shreveport, La.	3:30 p.m.	ABC
	LendingTree Bowl	Sun Belt/MAC	Mobile, Ala.	5:45 p.m.	ESPN
	LA Bowl	MWC/Pac-12	Inglewood, Calif.	7:30 p.m.	ABC
	R+L Carriers New Orleans Bowl	Sun Belt/C-USA	New Orleans, La.	9:15 p.m.	ESPN
Mon, Dec. 20	Myrtle Beach Bowl	C-USA/MAC/Sun Belt	Conway, S.C.	2:30 p.m.	ESPN
Tues, Dec. 21	Famous Idaho Potato Bowl	MWC/MAC	Boise, Idaho	3:30 p.m.	ESPN
	Tropical Smoothie Cafe Frisco Bowl	American/C-USA/MAC/MWC	Frisco, Texas	7:30 p.m.	ESPN
Wed, Dec. 22	Lockheed Martin Armed Forces Bowl	American/Army/C-USA	Fort Worth, Texas	TBD	ESPN
Thurs, Dec. 23	Union Home Mortgage Gasparilla Bowl	American/ACC/SEC	Tampa, Fla.	7 p.m.	ESPN
Fri, Dec. 24	Hawai'i Bowl	MWC/American	Halawa, Hawai'i	8 p.m.	ESPN
Sat, Dec. 25	Camellia Bowl	MAC/Sun Belt	Montgomery, Ala.	2:30 p.m.	ESPN
Mon, Dec. 27	Quick Lane Bowl	Big Ten/ACC/MAC	Detroit, Mich.	11 a.m.	ESPN
	Military Bowl Presented by Peraton	ACC/American	Annapolis, Md.	2:30 p.m.	ESPN
Tues, Dec. 28	TicketSmarter Birmingham Bowl	American/SEC/C-USA/MAC	Birmingham, Ala.	12 p.m.	ESPN
	SERVPRO First Responder Bowl	American/ACC/Big 12	Dallas, Texas	3:15 p.m.	ESPN
	AutoZone Liberty Bowl	Big 12/SEC	Memphis, Tenn.	6:45 p.m.	ESPN
	Guaranteed Rate Bowl	Big 12/Big Ten	Phoenix, Ariz.	10:15 p.m.	ESPN
Wed, Dec. 29	Fenway Bowl	ACC/American	Boston, Mass.	11 a.m.	ESPN
	New Era Pinstripe Bowl	ACC/Big Ten	Bronx, N.Y.	2:15 p.m.	ESPN
	Cheez-It Bowl	Big 12/ACC	Orlando, Fla.	5:45 p.m.	ESPN
	Valero Alamo Bowl	Big 12/Pac-12	San Antonio, Texas	9:15 p.m.	ESPN
Thurs, Dec. 30	Duke's Mayo Bowl	ACC/Notre Dame/SEC	Charlotte, N.C.	11:30 a.m.	ESPN
	TransPerfect Music City Bowl	Big Ten/SEC	Nashville, Tenn.	3 p.m.	ESPN
	Chick-fil-A Peach Bowl	At-Large	Atlanta, Ga.	7 p.m.	ESPN
	SRS Distribution Las Vegas Bowl	Pac-12/Big Ten	Las Vegas, Nev.	10:30 p.m.	ESPN
Fri, Dec. 31	TaxSlayer Gator Bowl	SEC/Big Ten/ACC	Jacksonville, Fla.	11 a.m.	ESPN
	Tony the Tiger Sun Bowl	ACC/Pac-12	El Paso, Texas	12:30 p.m.	CBS
	Capital One Orange Bowl	CFB Playoff Semifinal	Miami Gardens, Fla.	3:30 or 7:30 p.m.	ESPN
	Goodyear Cotton Bowl	CFP Playoff Semifinal	Arlington, Texas	3:30 or 7:30 p.m.	ESPN
Sat, Jan. 1	Outback Bowl	Big Ten/SEC	Tampa, Fla.	12 p.m.	ESPN2
	Vrbo Citrus Bowl	Big Ten/SEC	Orlando, Fla.	1 p.m.	ABC
	PlayStation Fiesta Bowl	At-Large	Glendale, Ariz.	1 p.m.	ESPN
	Rose Bowl	Big Ten/Pac-12	Pasadena, Calif.	5 p.m.	ESPN
	Allstate Sugar Bowl	SEC/Big 12	New Orleans, La.	8:45 p.m.	ESPN
Tues, Jan. 4	Texas Bowl	Big 12/SEC	Houston, Texas	TBD	ESPN
Mon, Jan. 10	CFB Playoff National Championship	CFB Playoff Final	Indianapolis, Ind.	8 p.m.	ESPN

GAMES TBD

DATE	BOWL	TEAMS	LOCATION	TIME [ET]	TV
	Arizona Bowl	MAC/MWC	Tucson, Ariz.	TBD	CBS
	Redbox Bowl	Big Ten/Pac-12	Santa Clara, Calif.	TBD	TBD
	SDCCU Holiday Bowl	ACC/Pac-12	San Diego, Calif.	TBD	Fox



COLLEGE FOOTBALL PLAYOFF



2020 IN REVIEW

2020 SEASON IN REVIEW

RESULTS				
DATE	OPPONENT	SCORE	RESULT	ATTENDANCE
Sept. 12	COASTAL CAROLINA	23-38	L	0**
Sept. 26	* at Baylor	14-47	L	11,667**
Oct. 3	* #17 OKLAHOMA STATE	7-47	L	9,480**
Oct. 17	* at West Virginia	17-38	L	10,759**
Oct. 24	* at #20 Kansas State	14-55	L	10,801**
Oct. 31	* #23 Iowa State	22-52	L	9,652**
Nov. 7	* at #19 Oklahoma	9-62	L	22,700**
Nov. 28	* TCU	23-59	L	0**
Dec. 5	* at Texas Tech	13-16	L	9,877**
*Big 12 Conference Game				
** No/Limited attendance due to COVID-19				
TEAM STATISTICS				
		KU		OPP.
SCORING		142		414
Points Per Game		15.8		46.0
Points Off Turnovers		20		62
FIRST DOWNS		143		210
Rushing		59		112
Passing		67		84
Penalty		17		14
RUSHING YARDAGE		944		2,126
Yards gained rushing		1,355		2,281
Yards lost rushing		411		155
Rushing Attempts		354		366
Average Per Rush		2.7		5.8
Average Per Game		104.9		236.2
TDs Rushing		9		24
PASSING YARDAGE		1,389		2,007
Comp-Att-Int		155-283-10		159-257-4
Average Per Pass		4.9		7.8
Average Per Catch		9.0		12.6
Average Per Game		154.3		223.0
TDs Passing		7		20
TOTAL OFFENSE		2,333		4,133
Total Plays		637		623
Average Per Play		3.7		6.6
Average Per Game		259.2		459.2
KICK RETURNS: #-Yards		47-1,043		12-329
PUNT RETURNS: #-Yards		4--5		21-347
INT RETURNS: #-Yards		4-23		10-115
KICK RETURN AVERAGE		22.2		27.4
PUNT RETURN AVERAGE		-1.2		16.5
INT RETURN AVERAGE		5.8		11.5
FUMBLES-LOST		13-4		12-6
PENALTIES-Yards		51-418		61-582
Average Per Game		46.4		64.7
PUNTS-Yards		69-2,654		37-1,375
Average Per Punt		38.5		37.2
Net punt average		33.1		37.3
KICKOFFS-Yards		28-1,459		76-4,408
Average Per Kick		52.1		58.0
Net kick average		33.2		37.7
TIME OF POSSESSION/Game		30:47		29:14
3RD-DOWN Conversions		33/142		51/122
3rd-Down Pct		23%		42%
4TH-DOWN Conversions		10/24		8/10
4th-Down Pct		42%		80%
SACKS BY-Yards		9-72		46-255
MISC YARDS		0		0
TOUCHDOWNS SCORED		18		52
FIELD GOALS-ATTEMPTS		6-9		16-20
ON-SIDE KICKS		1-2		0-0
RED-ZONE SCORES		(14-18) 78%		(41-43) 95%
RED-ZONE TOUCHDOWNS		(11-18) 61%		(29-43) 67%
PAT-ATTEMPTS		(10-10) 100%		(50-51) 98%

SCORE BY QUARTER

	1Q	2Q	3Q	4Q	OT	Total
Kansas	23	29	32	58	0	142
Opponents	106	120	90	98	0	414

RUSHING

	GP	ATT	GAIN	LOSS	NET	AVG	TD	LONG	AVG/G
Gardner, Velton	6	72	362	37	325	4.5	2	61	54.2
Hishaw Jr., Daniel	8	52	241	12	229	4.4	2	47	28.6
Williams Jr., Pooka	4	51	209	13	196	3.8	2	21	49.0
Pesek-Hickson, Amauri	4	40	160	15	145	3.6	0	30	36.2
MacVittie, Thomas	2	8	44	5	39	4.9	0	19	19.5
Daniels, Jalon	7	73	196	176	20	0.3	3	13	2.9
Flomo, Gayflor	9	6	15	0	15	2.5	0	7	1.7
Grimm, Luke	6	3	12	2	10	3.3	0	7	1.7
Parchment, Andrew	8	2	14	0	14	7.0	0	10	1.2
Williams, Takulve	6	1	9	0	9	9.0	0	9	1.5
Fiorentino, Rob	7	2	4	0	4	2.0	0	3	0.6
Kendrick, Miles	7	42	89	104	-15	-0.4	0	20	-2.1
TEAM	5	2	0	47	-47	-23.5	0	0	-9.4
Total	9	354	1355	411	944	2.7	9	61	104.9
Opponents	9	366	2281	155	2126	5.8	24	87	236.2

PASSING

	G	EFFIC	CMP-ATT-INT	PCT	YDS	TD	LNG	AVG/G
Daniels, Jalon	7	86.59	76-152-4	50.0	718	1	48	102.6
Kendrick, Miles	7	114.29	73-120-5	60.8	647	6	43	92.4
MacVittie, Thomas	2	60.16	6-10-1	60.0	24	0	13	12.0
TEAM	5	0.00	0-1-0	0.0	0	0	0	0.0
Gardner, Velton	6	0.00	0-0-0	0.0	0	0	0	0.0
Total	9	97.09	155-283-10	54.8	1389	7	48	154.3
Opponents	9	150.03	159-257-4	61.9	2007	20	66	223.0

RECEIVING

	G	NO	YDS	AVG	TD	LONG	AVG/G
Lassiter II, Kwamie	9	43	458	10.7	2	48	50.9
Parchment, Andrew	8	24	197	8.2	2	43	24.6
Grimm, Luke	6	19	255	13.4	2	37	42.5
Williams, Takulve	6	19	95	5.0	0	16	15.8
Arnold, Lawrence	4	6	45	7.5	0	13	11.2
Williams Jr., Pooka	4	6	31	5.2	0	13	7.8
Gardner, Velton	6	6	18	3.0	0	5	3.0
Naylor II, Ezra	6	5	66	13.2	0	26	11.0
Fairchild, Mason	9	5	57	11.4	0	27	6.3
Hishaw Jr., Daniel	8	5	28	5.6	0	9	3.5
McBride, Steven	6	4	17	4.2	0	7	2.8
Miles, Ben	9	3	8	2.7	0	7	0.9
Robinson Jr., Stephon	3	2	35	17.5	0	23	11.7
Golightly, Tristan	9	2	22	11.0	0	13	2.4
Pesek-Hickson, Amauri	4	2	10	5.0	0	6	2.5
Huggins, Will	3	1	20	20.0	1	20	6.7
Sosinski, James	4	1	16	16.0	0	16	4.0
McQueen, Kameron	7	1	7	7.0	0	7	1.0
Brown, Jordan	2	1	4	4.0	0	4	2.0
Total	9	155	1389	9.0	7	48	154.3
Opponents	9	159	2007	12.6	20	66	223.0

TOTAL OFFENSE

	G	PLAYS	RUSH	PASS	TOTAL	AVG/G
Daniels, Jalon	7	225	20	718	738	105.4
Kendrick, Miles	7	162	-15	647	632	90.3
Gardner, Velton	6	72	325	0	325	54.2
Hishaw, Daniel	8	52	229	0	229	28.6
Williams Jr., Pooka	4	51	196	0	196	49.0
Pesek-Hickson, Amauri	4	40	145	0	145	36.2
MacVittie, Thomas	2	18	39	24	63	31.5
Flomo, Gayflor	9	6	15	0	15	1.7
Parchment, Andrew	8	1	10	0	10	1.2
Grimm, Luke	6	3	10	0	10	1.7
Williams, Takulve	6	1	9	0	9	1.5
Fiorentino, Rob	7	2	4	0	4	0.6
Jones, Elijah	9	1	4	0	4	0.4
TEAM	5	3	-47	0	-47	-9.4
Total	9	637	944	1389	2333	259.2
Opponents	9	623	2126	2007	4133	459.2

SCORING

	TD	FGs	PATs				DXP	SAF	PTS
			KICK	RUSH	RCV	PASS			
Borcila, Jacob	--	6-9	10-10	--	--	--	--	--	28
Williams Jr., Pooka	3	--	--	--	--	--	--	--	18
Daniels, Jalon	3	--	--	--	--	--	--	--	18
Lassiter II, Kwamie	2	--	--	--	2	--	--	--	16
Parchment, Andrew	2	--	--	--	--	1-1	--	--	12
Grimm, Luke	2	--	--	--	--	--	--	--	12
Gardner, Velton	2	--	--	--	--	--	--	--	12
Hlshaw Jr., Daniel	2	--	--	--	--	--	--	--	12
Huggins, Will	1	--	--	--	--	--	--	--	6
Logan Jr., Kenny	1	--	--	--	--	--	--	--	6
Williams, Takulve	--	--	--	--	1	--	--	--	2
MacVittie, Thomas	--	--	--	0-1	--	--	--	--	0
Kendrick, Miles	--	--	--	--	--	2-5	--	--	0
Total	18	6-9	10-10	0-1	3	3-6	--	--	142
Opponents	52	16-20	50-51	--	1	1-1	--	1	414

KICK RETURNS

	NO	YDS	AVG	TD	LONG
Horne, Jamahl	15	339	22.6	0	32
Logan Jr., Kenny	13	345	26.5	1	100
Williams Jr., Pooka	7	197	28.1	1	92
Pearson, Kyler	5	83	16.6	0	22
Hlshaw Jr., Daniel	4	45	11.2	0	19
Miles, Ben	2	15	7.5	0	8
Lassiter, Kwamie	1	19	19.0	0	19
Total	47	1043	22.2	2	100
Opponents	12	329	27.4	2	100

PUNT RETURNS

	NO	YDS	AVG	TD	LONG
Lassiter II, Kwamie	4	-5	-1.2	0	0
Total	4	-5	-1.2	0	0
Opponents	21	347	16.5	3	55

FUMBLE RETURNS

	NO	YDS	AVG	TD	LONG
Taylor, Caleb	1	15	15.0	0	15
Lassiter II, Kwamie	1	45	45.0	0	45
Total	2	60	30.0	0	45
Opponents	1	2	2.0	1	2

INTERCEPTIONS

	NO	YDS	AVG	TD	LONG
Logan Jr., Kenny	2	12	6.0	0	12
Lee, Malcolm	1	11	11.0	0	11
Prunty, Karon	1	0	0.0	0	0
Total	4	23	5.87	0	12
Opponents	10	115	11.5	2	30

FIELD GOAL SEQUENCE

	KANSAS	OPPONENTS
Coastal Carolina	53, (47)	(27)
at Baylor	--	(47)
Oklahoma State	--	(19), (22), (27), (24)
at West Virginia	(41)	44, (33)
Kansas State	40	(32), (21)
Iowa State	33	(40)
Oklahoma	(32)	(40), (50)
TCU	(48)	(39)
Texas Tech	(42), (29)	(47), 40, 41, (21), (36), 45
Numbers in parentheses indicate field goal was made.		

FIELD GOALS

	FGM-FGA	PCT	1-19	20-29	30-39	40-49	50-99	LG	BLK
Borcila, Jacob	6-9	66.7	0-0	1-1	1-2	4-5	0-1	48	0

PUNTING

	NO.	YDS	AVG	LONG	TB	FC	I20	50+
Vernon, Reis	38	1438	37.8	50	1	11	4	1
Thompson, Kyle	26	1037	39.9	62	0	12	9	4
Gagen, Donovan	3	110	36.7	42	0	0	0	0
Jones, Liam	1	35	35.0	35	0	0	0	0
Daniels, Jalon	1	34	34.0	34	0	0	1	0
Total	69	2654	38.5	62	1	23	14	5
Opponents	37	1375	37.2	55	0	23	17	3

KICKOFFS

	NO.	YDS	AVG	TB	OB	RETN	NET	YDLN
Allen, Tabor	18	943	52.4	6	0	--	--	--
Jones, Liam	9	495	55.0	2	0	--	--	--
Borcila, Jacob	1	21	21.0	0	1	--	--	--
Total	28	1459	52.1	8	1	27.4	33.2	31
Opponents	76	4408	58.0	20	0	22.2	37.7	27

ALL PURPOSE

	G	RUSH	REC	PR	KOR	IR	TOT	AVG/G
Lassiter II, Kwamie	9	0	458	-5	19	0	472	52.4
Williams Jr., Pooka	4	196	31	0	197	0	424	106.0
Logan Jr., Kenny	9	0	0	0	345	12	357	39.7
Gardner, Velton	6	325	18	0	0	0	343	57.2
Horne, Jamahl	5	0	0	0	339	0	339	67.8
Hlshaw Jr., Daniel	8	229	28	0	45	0	302	37.8
Grimm, Luke	6	10	255	0	0	0	265	44.2
Parchment, Andrew	8	10	197	0	0	0	207	25.9
Pesek-Hickson, Amauri	4	145	10	0	0	0	155	38.8
Williams, Takulve	6	9	95	0	0	0	104	17.3
Pearson, Kyler	3	0	0	0	83	0	83	27.7
Naylor II, Ezra	6	0	66	0	0	0	66	11.0
Fairchild, Mason	9	0	57	0	0	0	57	6.3
Arnold, Lawrence	4	0	45	0	0	0	45	11.2
MacVittie, Thomas	2	39	0	0	0	0	39	19.5
Robinson Jr., Stephon	3	0	35	0	0	0	35	11.7
Miles, Ben	9	0	8	0	15	0	23	2.6
Golightly, Tristan	9	0	22	0	0	0	22	2.4
Daniels, Jalon	7	20	0	0	0	0	20	2.9
Huggins, Will	3	0	20	0	0	0	20	6.7
Mcbride, Steven	6	0	17	0	0	0	17	2.8
Sosinski, James	4	0	16	0	0	0	16	4.0
Fiomo, Gayflor	9	15	0	0	0	0	15	1.7
Lee, Malcolm	9	0	0	0	0	11	11	1.2
McQueen, Kameron	7	0	7	0	0	0	7	1.0
Fiorentino, Rob	7	4	0	0	0	0	4	0.6
Brown, Jordan	2	0	4	0	0	0	4	2.0
Jones, Elijah	9	4	0	0	0	0	4	0.4
Kendrick, Miles	7	-15	0	0	0	0	-15	-2.1
TEAM	5	-47	0	0	0	0	-47	-9.4
Total	9	944	1389	-5	1043	23	3394	377.1
Opponents	9	2126	2007	347	329	115	4924	547.1

DEFENSE

	GP	TACKLES			TFL/YDS	SACKS NO-YARDS	PASS DEF		QBH	FUMBLES		BLOCKED	
		SOLO	A	TOTAL			INT-YDS	BRUP		RCV-YDS	FF	KICK	SAF
1 Logan Jr., Kenny	9	40	18	58	1.0-6	1.0-6	2-12	3	1	--	1	--	--
15 Johnson, Kyron	9	27	15	42	4.5-27	3.0-24	--	1	1	--	1	--	--
3 Thomas, Ricky	8	24	18	42	0.5-1	--	--	4	--	--	--	--	--
19 Potter, Gavin	8	25	10	35	2.0-10	--	--	1	3	--	--	--	--
41 Channel, Nick	9	20	10	30	2.5-22	2.0-21	--	1	--	--	--	--	--
7 Ferguson, Davon	4	21	6	27	2.0-3	--	--	--	--	--	--	--	--
14 Parker, Steven	9	20	7	27	3.0-4	--	--	--	1	--	--	--	--
50 Harris, Marcus	8	17	10	27	7.5-17	--	--	--	--	1-0	1	--	--
9 Prunty, Karon	9	22	4	26	1.0-1	--	1-0	10	--	--	1	--	--
8 Mayberry, Kyle	8	20	5	25	1.0-19	--	--	2	1	--	--	--	--
34 Betts, Nate	9	17	8	25	--	--	--	--	--	1-45	1	--	--
17 Jones, Elijah	9	17	6	23	3.0-5	--	--	6	--	--	--	--	--
40 Prox, Dru	3	18	5	23	3.5-17	1.0-8	--	1	2	--	--	--	--
18 Feaster, Denzel	5	16	4	20	1.5-1	--	--	--	--	--	1	--	--
98 Sampson, Caleb	9	12	3	15	2.0-5	--	--	--	1	--	--	--	--
93 Burt, Sam	9	11	4	15	0.5-1	--	--	--	--	--	--	--	--
95 Terry, DaJon	8	11	3	14	2.0-13	2.0-13	--	--	2	--	--	--	--
22 Mayberry, Duece	9	5	6	11	--	--	--	3	--	2-0	--	--	--
2 Harris, Corione	7	10	1	11	--	--	--	--	--	--	1	--	--
43 Dineen, Jay	6	6	3	9	2.0-3	--	--	2	--	--	--	--	--
37 Hatcher, Hayden	8	5	2	7	1.0-1	--	--	--	--	--	--	--	--
99 Lee, Malcolm	9	1	5	6	0.5-1	--	1-11	--	--	--	--	--	--
25 Flomo, Gayflor	9	6	--	6	--	--	--	--	--	--	--	--	--
28 Berryhill, Taiwan	5	3	2	5	--	--	--	--	--	--	--	--	--
10 Golightly, Tristan	9	4	--	4	--	--	--	--	--	--	--	--	--
39 Malbrough, Ryan	7	2	1	3	--	--	--	--	--	--	--	--	--
53 Taylor, Caleb	3	1	2	3	--	--	--	--	--	1-15	--	--	--
90 Robinson, Jereme	6	1	2	3	1.0-1	--	--	--	--	--	--	--	--
13 Dotson, RaMello	3	1	1	2	--	--	--	--	--	--	--	--	--
71 Lott, Jacobi	8	1	--	1	--	--	--	--	--	--	--	--	--
6 Fiorentino, Rob	7	2	--	2	--	--	--	--	--	--	--	--	--
80 Grimm, Luke	6	1	--	1	--	--	--	--	--	--	1	--	--
68 Bostick Jr., Earl	9	1	--	1	--	--	--	--	--	1-0	--	--	--
11 Lewis, Johnquai	2	1	--	1	--	--	--	--	--	--	--	--	--
85 Kaufman, Hunter	9	--	1	1	--	--	--	--	--	--	--	--	--
76 Hughes, Chris	6	1	--	1	--	--	--	--	--	--	--	--	--
81 McQueen, Kameron	7	1	--	1	--	--	--	--	--	--	--	--	--
Total	9	391	162	553	42-158	9-72	4-23	34	12	6-60	8	--	--
Opponents	9	427	142	569	96-369	46-255	10-115	33	22	4-2	5	--	1



GAME-BY-GAME STATISTICS

GAME	FINAL SCORE	SCORE BY QUARTER				FIRST DOWNS				RUSHING			PASSING			TOTAL OFFENSE		PUNTING	FUMBLES	PENALTY	THIRD	TOTAL
		1	2	3	4	RU	PA	PN	TOT	ATT	YDS	TD	C-A-I	YDS	TD	ATT	YDS	NO-AVG	NO-LOST	NO-YDS	DOWNS	TOP
Coastal Carolina	38	14	14	0	10	13	4	2	19	42	185	2	11-18-0	133	3	60	318	4-38.25	1-0	4-48	8-14	30:25
Kansas	23	0	3	14	6	11	9	3	23	38	178	1	21-35-2	189	2	73	367	1-30.0	2-1	5-35	4-11	29:35
Kansas	14	7	0	0	7	8	9	3	20	43	169	2	19-33-0	159	0	76	328	6-37.5	2-0	10-80	4-14	31:30
Baylor	47	7	10	14	16	14	7	3	24	43	203	3	16-24-0	149	1	67	352	4-36.2	1-0	8-95	8-15	28:30
Oklahoma State	47	10	21	13	3	20	10	1	31	60	295	2	20-30-0	298	3	90	593	4-37.0	1-0	5-35	9-18	31:54
Kansas	7	0	0	0	7	6	5	1	12	40	101	1	14-24-1	92	0	64	193	9-39.7	1-0	3-17	1-14	28:06
Kansas	17	10	0	0	7	3	3	1	7	31	62	0	14-23-2	95	1	54	157	10-42.5	1-0	9-90	2-13	27:05
West Virginia	38	7	10	7	14	10	15	4	29	38	226	2	26-44-1	318	3	82	544	5-37.8	1-1	8-76	6-16	32:55
Kansas	14	0	7	0	7	5	11	2	18	39	113	2	22-39-1	207	0	78	320	9-35.2	1-1	3-29	4-18	30:40
Kansas State	55	7	27	21	0	6	10	1	17	33	129	2	18-28-1	252	2	61	381	6-38.3	2-1	10-81	4-12	29:20
Iowa State	52	13	7	15	17	12	14	0	26	35	258	4	25-36-1	294	3	71	552	3-30.0	1-0	4-45	7-13	31:13
Kansas	22	0	7	7	8	6	8	1	15	34	73	2	18-33-1	167	0	67	240	7-41.9	1-1	3-25	7-17	28:47
Kansas	9	0	3	0	6	8	7	1	16	42	95	0	14-35	151	2	77	246	9-36.8	1-0	9-55	3-19	32:48
Oklahoma	62	14	17	10	21	13	17	1	31	31	200	6	22-36	340	2	67	540	2-37.5	2-1	5-45	3-8	27:12
TCU	59	24	14	7	14	13	3	0	16	41	337	2	6-15	106	3	56	443	7-238	0-0	10-77	3-11	25:56
Kansas	23	6	6	8	3	5	10	3	18	43	41	0	16-32	227	3	75	268	11-408	3-1	4-36	4-18	34:04
Kansas	13	0	3	3	7	7	5	2	14	44	112	1	17-28-0	102	0	73	214	7-38.3	1-0	5-51	4-18	34:23
Texas Tech	16	10	0	3	3	11	4	2	17	43	293	1	15-26-1	117	0	69	410	2-53.5	3-3	7-80	3-15	25:37

GAME-BY-GAME OFFENSIVE STARTERS

	WR	LT	LG	C	RG	RT	TE/WR	FB/WR	WR/RB	QB	RB
Coastal Carolina	Parchment	Clark	Lott	Lopeti	Hughes	Bostick Jr.	Miles	Lassiter II	T. Williams	MacVittie	P. Williams Jr.
Baylor	Arnold	Clark	Lott	Mane	Hughes	Bostick Jr.	Fairchild	S. Robinson Jr.	P. Williams Jr.	Daniels	Gardner
Oklahoma State	Parchment	Clark	Lott	Mane	Hughes	Bostick Jr.	Luavasa	S. Robinson Jr.	Lassiter II	Daniels	P. Williams Jr.
West Virginia	Parchment	Clark	Lott	Mane	Hughes	Lopeti	Fairchild	S. Robinson Jr.	Lassiter II	Kendrick	P. Williams Jr.
Kansas State	Parchment	Clark	Lott	Mane	Hughes	Lopeti	Fairchild	Naylor	Lassiter II	Daniels	Hishaw Jr.
Iowa State	Parchment	Clark	Lott	Hughes	Adams-Reed	Bostick	Fairchild	Naylor	Lassiter II	Daniels	Gardner
Oklahoma	Parchment	Clark	Lott	Mane	Lopeti	Bostick	Fairchild	Grimm	Lassiter II	Daniels	Hishaw Jr.
TCU	Parchment	Bostick	Clark	Jones	Adams-Reed	Cabeldue	Naylor II	Grimm	Lassiter II	Daniels	Pesek-Hickson
Texas Tech	McBride	Bostick	Clark	Lopeti	Adams-Reed	Cabeldue	Fairchild	Miles	Lassiter II	Kendrick	Hishaw

GAME-BY-GAME DEFENSIVE STARTERS

	DE	DT	DT/DE	LB	LB	LB/NB	NB/LB	CB	S	S	CB
Coastal Carolina	Sampson	Burt	Lee	Parker	Feaster	Prox	Johnson	Prunty	Ferguson	Thomas	K. Mayberry
Baylor	Sampson	Burt	Lee	Johnson	Feaster	Prox	Logan Jr.	Prunty	Ferguson	Thomas	Jones
Oklahoma State	Sampson	Burt	Lee	Johnson	Feaster	Channel	Betts	Prunty	Ferguson	Logan Jr.	Jones
West Virginia	Sampson	Burt	M.Harris	Feaster	Prox	Ferguson	Betts	Prunty	Logan Jr.	Thomas	Jones
Kansas State	Sampson	Burt	M. Harris	Johnson	Potter	Feaster	Parker	Prunty	Logan Jr.	Thomas	Jones
Iowa State	Sampson	Terry	M. Harris	Johnson	Channel	Potter	Betts	Prunty	Logan Jr.	Thomas	Jones
Oklahoma	Sampson	Burt	Lee	Johnson	Channel	Potter	Betts	Prunty	Logan Jr.	Thomas	Jones
TCU	Sampson	Burt	Harris	Johnson	Channel	Potter	Betts	Prunty	Logan Jr.	Thomas	Jones
Texas Tech	Sampson	Burt	Harris	Johnson	Berryhill	Potter	Betts	Prunty	Logan Jr.	Thomas	Jones

GAME-BY-GAME LEADERS

	PASSING	RUSHING	RECEIVING	TACKLES	SACKS
Coastal Carolina	Miles Kendrick (15/24, 156 yds, 2 TD)	Velton Gardner (11 att, 81 yds, 1 TD)	Takulve Williams (7 rec, 38 yds)	Dru Prox (11 tackles)	N/A
Baylor	Jalon Daniels (19/33, 159 yds)	Pooka Williams Jr. (14 att, 76 yds, 2 TD)	Kwamie Lassiter II (6 rec, 65 yds)	Kenny Logan Jr. (7 tackles)	Kenny Logan Jr. (1 sack)
Oklahoma State	Miles Kendrick (11/19, 90 yds)	Daniel Hishaw Jr. (5 att, 51 yds)	Kwamie Lassiter II (4 rec, 43 yds)	Kenny Logan Jr. (12 tackles)	2 Players (1 sack)
West Virginia	Miles Kendrick (14/23, 95 yds, 1 TD)	Velton Gardner (11 att, 46 yds)	Andrew Parchment (6 rec, 65 yds, 1 TD)	Davon Ferguson (9 tackles)	Dru Prox (1 sack)
Kansas State	Jalon Daniels (22/39, 207 yds)	Velton Gardner (16 att, 74 yds)	Kwamie Lassiter II (7 rec, 58 yds)	Two players (6 tackles)	Kyron Johnson (1 sack)
Iowa State	Jalon Daniels (16/29, 165 yds)	Jalon Daniels (16 att, 36 yds, 1 TD)	Kwamie Lassiter II (5 rec, 66 yds)	Nick Channel (8 tackles)	DaJon Terry (1 sack)
Oklahoma	Jalon Daniels (11/31, 115 yds)	Daniel Hishaw Jr. (10 att, 73 yds)	Luke Grimm (4 rec, 61 yds)	Two Players (8 tackles)	Kyron Johnson (2 sacks)
TCU	Miles Kendrick (11/18, 166 yds, 2 TD)	Amauri Pesek-Hickson (22 att, 100 yds)	Kwamie Lassiter II (7 rec, 116 yds, 1 TD)	Two Players (6 tackles)	N/A
Texas Tech	Miles Kendrick (17/29, 102 yds)	Daniel Hishaw Jr. (22 att, 87 yds, 1 TD)	Luke Grimm (6 rec, 41 yds)	Two Players (7 tackles)	Nick Channel (1 sack)

GAME-BY-GAME PASSING

#17 DANIELS, JALON	COMP	ATT	INT	PCT	YARDS	TD	LONG	SACK	YDS	EFFIC.
Coastal Carolina	1	2	0	50.0	13	0	13	2	7	104.60
Baylor	19	33	0	57.6	159	0	23	4	15	98.05
Oklahoma State	3	5	0	60.0	2	0	5	2	6	63.36
Kansas State	22	39	1	56.4	207	381	28	4	24	95.87
Iowa State	16	29	1	55.2	165	0	36	4	17	96.07
Oklahoma	11	31	2	35.5	115	0	23	9	73	53.74
TCU	4	13	0	30.58	57	1	48	2	12	92.98
TOTALS	76	152	54	50.0	718	1	48	27	154	86.59

#3 KENDRICK, MILES	COMP	ATT	INT	PCT	YARDS	TD	LONG	SACK	YDS	EFFIC.
Coastal Carolina	15	24	1	62.5	156	2	37	2	11	136.2
Oklahoma State	11	19	1	57.9	90	0	39	4	21	87.16
West Virginia	14	23	2	60.9	95	1	43	5	20	92.52
Iowa State	2	3	0	66.6	2	0	4	0	0	72.27
Oklahoma	3	4	0	75.0	36	1	20	0	0	112.38
TCU	11	18	1	61.1	166	2	37	2	14	164.13
Texas Tech	17	29	0	58.6	102	0	13	4	21	88.17
TOTALS	73	120	5	60.8	647	6	43	17	87	114.29

#7 MACVITTIE, THOMAS	COMP	ATT	INT	PCT	YARDS	TD	LONG	SACK	YDS	EFFIC.
Coastal Carolina	5	9	1	55.6	20	0	13	1	4	52.00
TCU	1	1	0	100.0	4	0	4	0	0	133.60
TOTALS	6	10	1	60.0	24	0	13	1	4	60.16

GAME-BY-GAME RUSHING

	NO/YDS/TD	CCU	BU	OSU	WVU	KSU	ISU	OU	TCU	TTU	UT
Gardner, Velton	72/325/2	11/81/1	14/70/0	11/31/1	11/43/0	6/72/0	9/28/0	DNP	DNP	DNP	
Hishaw Jr., Daniel	52/229/2	2/2/0	1/0/0	5/51/0	--	6/14/0	6/2/1	10/73/0	DNP	22/87/1	
Williams Jr., Pooka	51/196/2	12/67/0	14/76/2	14/32/0	11/21/0	DNP	DNP	DNP	DNP	DNP	
Pesek-Hickson, Amauri	40/145/0	DNP	DNP	DNP	DNP	DNP	1/0/0	10/43/0	22/100/0	7/2/0	
MacVittie, Thomas	8/39/0	6/37/0	DNP	DNP	DNP	DNP	DNP	DNP	2/2/0	DNP	
Daniels, Jalon	73/20/3	2/-7/0	14/23/0	4/4/0	DNP	17/27/2	16/36/1	15/-47/0	5/-16/0	DNP	
Flomo, Gayflor	6/15/0	--	--	--	--	--	2/7/0	1/2/0	3/6/0	--	
Grimm, Luke	3/10/0	DNP	DNP	--	DNP	--	--	2/12/0	1/-2/0	--	
Parchment, Andrew	2/14/0	--	--	--	--	--	--	2/14/0	--	DNP	
Williams, Takulve	1/9/0	1/9/0	--	--	--	DNP	DNP	DNP	--	--	
Florentonio, Rob	2/4/0	DNP	DNP	---	--	--	--	--	2/4/0	--	
Kendrick, Miles	27/-38/0	4/-11/0	DNP	6/-17/0	9/-2/0	DNP	--	2/-2/0	6/-6/0	--	
TEAM	2/-47/0	--	--	--	--	--	--	--	2/-47/0	DNP	

GAME-BY-GAME RECEIVING

	NO/YDS/TD	CCU	BU	OSU	WVU	KSU	ISU	OU	TCU	TTU	UT
Lassiter II, Kwamie	43/458/2	5/63/1	6/65/0	4/43/1	--	7/58/0	5/66/0	4/29/0	7/116/1	5/18/0	
Grimm, Luke	19/255/2	DNP	DNP	--	DNP	1/28/0	4/53/0	4/61/0	4/72/2	6/41/0	
Parchment, Andrew	24/197/2	6/54/1	3/14/0	2/7/0	6/65/1	--	3/27/0	3/25/0	1/5/0	DNP	
Williams, Takulve	18/95/0	7/38/0	5/26/0	3/16/0	2/8/0	DNP	DNP	DNP	1/4/0	1/3/0	
Naylor, Ezra	5/56/0	DNP	DNP	DNP	--	4/40/0	--	--	1/26/0	--	
Fairchild, Mason	5/57/0	--	--	--	--	2/38/0	3/19/0	--	--	--	
Arnold, Lawrence	6/45/0	2/18/0	1/7/0	3/20/0	--	DNP	DNP	DNP	DNP	DNP	
Robinson Jr., Stephon	2/35/0	DNP	1/23/0	--	1/12/0	DNP	DNP	DNP	DNP	DNP	
Williams Jr., Pooka	6/31/0	--	3/24/0	--	3/7/0	DNP	DNP	DNP	DNP	DNP	
Hishaw Jr., Daniel	5/33/0	--	--	--	--	1/9/0	1/2/0	--	DNP	3/21/0	
Golightly, Tristan	2/21/0	--	--	--	--	--	--	1/9/0	--	1/12/0	
Huggins, Will	1/20/1	DNP	DNP	DNP	DNP	DNP	DNP	1/20/1	--	--	
Gardner, Velton	6/18/0	--	--	1/5/0	1/3/0	3/10/0	1/0/0	DNP	DNP	DNP	
McBride, Steven	4/17/0	--	--	DNP	1/0/0	3/17/0	--	--	DNP	--	
Sosinski, James	1/16/0	1/16/0	--	DNP	--	DNP	DNP	--	DNP	DNP	
Pesek-Hickson, Amauri	2/10/0	DNP	DNP	DNP	DNP	DNP	--	--	1/4/0	1/6/0	
Miles, Ben	3/8/0	--	--	1/1/0	--	--	--	1/7/0	1/0/0	--	
McQueen, Kameron	1/7/0	--	DNP	--	--	1/7/0	--	--	DNP	--	
Brown, Jordan	1/4/0	DNP	DNP	--	DNP	DNP	1/4/0	DNP	DNP	DNP	

GAME-BY-GAME TACKLES

	UA-A	TOT	CCU	BU	OSU	WVU	KSU	ISU	OU	TCU	TTU	UT
Logan Jr., Kenny	40-18	58	6-1	4-3	8-4	5-3	6-0	3-0	3-4	3-2	2-1	
Thomas, Ricky	24-18	42	2-1	1-2	DNP	4-3	1-0	3-4	4-4	4-2	5-2	
Johnson, Kyron	27-15	42	2-1	3-3	1-2	1-3	5-1	1-1	4-3	5-0	5-1	
Potter, Gavin	25-10	35	3-0	3-1	DNP	3-2	2-1	4-1	2-2	3-0	2-3	
Channel, Nick	20-10	30	--	--	6-2	2-2	--	4-4	2-1	2-0	4-1	
Parker, Steven	20-7	27	--	0-2	2-2	1-0	5-0	3-0	3-2	2-1	4-0	
Harris, Marcus	17-10	27	--	--	1-2	2-4	3-1	3-0	DNP	4-1	4-2	
Ferguson, Davon	21-6	27	2-0	4-1	8-3	7-2	DNP	DNP	DNP	DNP	DNP	
Prunty, Karon	22-4	26	4-0	0-2	1-1	2-0	2-0	5-1	2-0	2-0	4-0	
Mayberry, Kyle	20-5	25	1-1	3-1	DNP	2-1	1-0	3-2	3-0	1-0	6-1	
Betts, Nate	17-8	25	--	1-1	4-2	2-0	--	--	3-5	1-0	6-0	
Jones, Elijah	17-6	23	1-0	3-2	2-1	3-1	2-0	50	1-1	1-0	0-1	
Prox, Dru	18-5	23	8-3	2-1	DNP	7-1	DNP	DNP	DNP	DNP	DNP	
Feaster, Denzel	16-4	20	7-0	0-1	4-3	1-0	4-0	DNP	DNP	DNP	DNP	
Sampson, Caleb	12-3	15	3-0	1-1	2-0	1-0	--	1-1	--	--	4-1	
Burt, Sam	11-4	15	1-1	3-1	2-0	1-1	0-1	2-0	1-0	1-0	--	
Terry, DaJon	11-3	14	--	2-0	3-1	1-2	1-0	2-0	DNP	1-0	1-0	
Harris, Corione	10-1	11	DNP	1-0	4-0	--	1-0	1-0	1-1	2-0	DNP	
Mayberry, Duece	5-6	11	--	--	1-2	1-2	1-0	0-2	--	--	2-0	
Dineen, Jay	6-3	9	2-0	2-2	2-1	DNP	--	--	--	DNP	DNP	
Hatcher, Hayden	5-2	8	--	0-2	3-0	--	1-0	1-0	--	--	DNP	
Lee, Malcolm	1-5	6	0-1	--	--	0-3	1-0	--	0-1	--	--	
Flomo, Gayflor	6-0	6	1-0	--	1-0	2-0	1-0	--	--	--	1-0	
Berryhill, Taiwan	3-2	5	DNP	DNP	DNP	DNP	--	1-0	0-1	2-0	0-1	
Golightly, Tristan	4-0	4	--	1-0	--	2-0	--	--	--	--	1-0	
Malbrough, Ryan	2-1	3	--	1-0	--	1-0	DNP	DNP	0-1	--	--	
Taylor, Caleb	1-2	3	DNP	DNP	DNP	DNP	DNP	DNP	0-2	1-0	--	
Robinson, Jerome	1-2	3	DNP	--	0-1	DNP	DNP	--	0-1	1-0	--	
Dotson, RaMello	1-1	2	DNP	DNP	1-0	DNP	--	DNP	0-1	DNP	DNP	
McQueen, Kameron	1-0	1	--	DNP	--	--	1-0	--	--	DNP	--	
Fiorentino, Rob	2-0	2	DNP	DNP	--	--	--	--	--	--	2-0	
Lewis, Johnquai	1-0	1	DNP	--	1-0	DNP	DNP	DNP	--	DNP	DNP	
Kaufman, Hunter	0-1	1	--	--	0-1	--	--	--	--	--	--	
Hughes, Chris	1-0	1	--	--	--	1-0	--	--	DNP	DNP	DNP	
Lott, Jacobi	1-0	1	1-0	--	--	--	--	--	--	--	DNP	
Grimm, Luke	1-0	1	DNP	DNP	--	DNP	--	--	1-0	--	--	
Bostick Jr., Earl	1-0	1	1-0	--	--	--	--	--	--	--	--	

GAME-BY-GAME TACKLES FOR LOSS

	UA-A	TOT	CCU	BU	OSU	WVU	KSU	ISU	OU	TCU	TTU	UT
Harris, Marcus	6-3	7.5	--	--	--	3.0-11	2.5-4	1.0-1	DNP	1.0-1	--	
Johnson, Kyron	4-1	4.5	--	0.5-1	--	--	2.0-13	--	2.0-13	--	--	
Prox, Dru	3-1	3.5	0.5-2	--	DNP	3.0-15	DNP	DNP	DNP	DNP	DNP	
Jones, Elijah	2-2	3.0	--	0.5-2	1.0-1	1.5-2	--	--	--	--	--	
Parker, Steven	3-0	3.0	--	--	--	--	1.0-1	1.0-1	1.0-2	--	--	
Channel, Nick	2-1	2.5	--	--	1.5-10	--	--	--	--	--	1.0-12	
Terry, DaJon	2-0	2.0	--	--	1.0-8	--	--	1.0-5	DNP	--	--	
Ferguson, Davon	1-2	2.0	--	0.5-2	1.5-1	--	DNP	DNP	DNP	DNP	DNP	
Potter, Gavin	2-0	2.0	--	1.0-9	DNP	--	--	--	--	1.0-1	--	
Dineen, Jay	2-0	2.0	1.0-1	1.0-2	--	DNP	--	--	--	DNP	DNP	
Sampson, Caleb	2-0	2.0	--	--	--	1.0-3	--	--	--	--	1.0-2	
Feaster, Denzel	1-1	1.5	--	0.5-0	1.0-1	--	--	DNP	DNP	DNP	DNP	
Hatcher, Hayden	1-0	1.0	--	--	1.0-1	--	--	--	--	--	DNP	
Prunty, Karon	1-0	1.0	--	--	--	--	--	--	1.0-1	--	--	
Logan Jr., Kenny	1-0	1.0	--	1.0-6	--	--	--	--	--	--	--	
Robinson, Jerome	1-0	1.0	DNP	--	--	DNP	DNP	--	--	1.0-1	--	
Mayberry, Kyle	1-0	1.0	--	1.0-19	DNP	--	--	--	--	--	--	
Thomas, Ricky	0-1	0.5	0.5-1	--	DNP	--	--	--	--	--	--	
Burt, Sam	0-1	0.5	--	--	--	--	0.5-1	--	--	--	--	
Lee, Malcolm	0-1	0.5	--	--	--	0.5-1	--	--	--	--	--	

GAME-BY-GAME SACKS

	UA-A	TOT	CCU	BU	OSU	WVU	KSU	ISU	OU	TCU	TTU	UT
Johnson, Kyron	3-0	3.0	--	--	--	--	1.0-11	--	2.0-13	--	--	
Terry, DaJon	2-0	2.0	--	--	1.0-8	--	--	1.0-5	DNP	--	--	
Channel, Nick	2-0	2.0	--	--	1.0-9	--	DNP	--	--	--	1.0-12	
Logan Jr., Kenny	1-0	1.0	--	1.0-6	--	--	--	--	--	--	--	
Prox, Dru	1-0	1.0	--	--	DNP	1.0-8	--	DNP	DNP	DNP	DNP	

KANSAS SCORING DRIVES

OPPONENT	NO. OF PLAYS	TOTAL YARDS	DRIVE TIME	TYPE OF SCORE	SCORE QTR/TIME	DRIVE START	SCORING PLAY
Coastal Carolina	7	29	0:49	FG	2nd/0:00	KU42	Borcila 47-yd FG
Coastal Carolina	15	89	8:12	TD	3rd/2:29	KU11	Parchment 14 yd TD
Coastal Carolina	3	72	1:09	TD	3rd/0:04	KU28	Gardner 61 yd TD
Coastal Carolina	9	78	2:47	TD	4th/7:00	KU15	Lassiter 5 yd TD
Baylor	8	79	3:31	TD	1st/11:29	KU21	Williams Jr., 21 yd TD
Baylor	12	66	5:47	TD	4th/7:03	KU34	Williams Jr., 16 yd TD
Oklahoma State	5	52	1:54	TD	4th/12:04	KU48	Gardner 1 yd TD
West Virginia	7	18	2:24	FG	1st/11:14	WVU41	Borcila 41 yd FG
West Virginia	2	45	0:32	TD	1st/9:21	WVU45	Parchment 43 yd TD
West Virginia	0	0	0:00	TD	4th/1:45	--	Williams Jr. 92 yd TD
Kansas State	9	75	3:10	TD	2nd/2:16	KU25	Daniels 8 yd TD
Kansas State	1	15	0:11	TD	4th/4:38	KSU15	Daniels 4 yd TD
Iowa State	2	59	3:11	TD	2nd/9:01	KU41	Hishaw 5 yd TD
Iowa State	0	0	0:00	TD	3rd/7:12	--	Logan Jr. 100 yd TD
Iowa State	9	63	3:17	TD	4th/7:34	KU37	Daniels 12 yd TD
Oklahoma	8	47	1:26	FG	2nd/0:00	KU39	Borcila 32 yd FG
Oklahoma	15	75	7:50	TD	4th/0:00	KU25	Huggins 20 yd TD
TCU	4	75	2:22	TD	1st/1:22	KU25	Lassiter II 48 yd TD
TCU	4	75	0:46	TD	2nd/0:20	KU25	Grimm 14 yd TD
TCU	12	75	4:01	TD	3rd/1:26	KU25	Grimm 21 yd TD
TCU	11	46	5:37	FG	4th/4:25	KU25	Borcila 48-yd FG
Texas Tech	14	53	4:53	FG	2nd/0:00	KU23	Borcila 42-yd FG
Texas Tech	4	5	1:44	FG	3rd/0:27	TTU16	Borcila 29-yd FG
Texas Tech	7	44	2:18	TD	4th/10:46	TTU44	Hishaw 12-yd TD

OPPONENT SCORING DRIVES

OPPONENT	NO. OF PLAYS	TOTAL YARDS	DRIVE TIME	TYPE OF SCORE	SCORE QTR/TIME	DRIVE START	SCORING PLAY
Coastal Carolina	10	62	5:17	TD	1st/6:22	CCU38	McCall 12 yd TD
Coastal Carolina	6	26	2:58	TD	1st/2:37	KU26	Brewer 2 yd TD
Coastal Carolina	7	89	3:07	TD	2nd/14:04	CCU11	Likely 2 yd TD
Coastal Carolina	4	36	1:15	TD	2nd/2:10	KU36	Heiligh 25 yd TD
Coastal Carolina	9	81	5:05	TD	4th/9:55	CCU19	McCall 2 yd TD
Coastal Carolina	7	4	3:16	FG	4th/1:13	KU14	Bascardi 27 yd FG
Baylor	7	55	2:38	TD	1Q/5:24	BU45	Ebner 1 yd TD
Baylor	20	60	7:54	FG	2nd/8:07	BU10	Mayers 47 yd FG
Baylor	7	67	2:25	TD	2nd/4:13	BU33	Ebner 18 yd TD
Baylor	--	--	--	TD	3rd/14:44	--	Ebner 100 yd TD Return
Baylor	9	61	3:31	TD	3rd/9:17	BU39	Lovett 7 yd TD
Baylor	--	--	--	Safety	4th/12:50	--	Bernard Safety
Baylor	--	--	--	TD	4th/12:35	--	Ebner 83 yd TD Return
Baylor	7	62	3:03	TD	4th/4:00	BU38	Williams 26 yd TD
Oklahoma State	13	67	4:14	FG	1st/9:36	OSU31	Hale 19 yd FG
Oklahoma State	8	29	3:06	TD	1st/1:00	KU29	Hubbard 1 yd TD
Oklahoma State	1	66	0:12	TD	2nd/14:04	OSU34	B. Johnson 66 yds TD
Oklahoma State	5	85	1:52	TD	2nd/11:14	OSU15	Wallace 55 yd TD
Oklahoma State	11	88	2:50	TD	2nd/1:58	OSU12	Hubbard 12 yd TD
Oklahoma State	7	68	1:42	TD	3rd/13:14	OSU32	Wallace 14 yd TD
Oklahoma State	8	29	3:23	FG	3rd/8:12	KU34	Hale 22 yd FG
Oklahoma State	10	44	3:04	FG	3rd/3:14	OSU47	Hale 27 yd FG
Oklahoma State	14	51	5:18	FG	4th/0:59	OSU42	Pohl 24 yd FG
West Virginia	3	50	1:00	TD	1st/4:53	WVU50	Ford-Wheaton 33 yd TD
West Virginia	10	91	3:41	TD	2nd/3:25	WVU09	Brown 6 yd TD
West Virginia	8	53	0:49	FG	2nd/0:16	WVU31	Staley 33 yd FG
West Virginia	3	96	0:48	TD	3rd/3:37	WVU04	Brown 87 yd TD
West Virginia	4	48	1:34	TD	3rd/14:55	KU48	James 8 yd TD
West Virginia	9	65	5:38	TD	4th/2:00	WVU35	Sinkfield 3 yd TD
Kansas State	0	0	0:00	TD	1st/9:22	--	Brooks 55 yd punt return TD
Kansas State	4	6	1:57	FG	2nd/11:23	KU19	Lynch 32 yd FG
Kansas State	8	35	3:43	FG	2nd/6:13	KU38	Lynch 21 yd FG
Kansas State	0	0	0:00	TD	2nd/5:26	--	Gardner 24 yd int. return TD
Kansas State	3	41	0:29	TD	2nd/0:52	KU41	Wheeler 16 yd TD
Kansas State	0	0	0:00	TD	3rd/15:00	--	Brooks 52 yd punt return TD
Kansas State	6	69	2:41	TD	3rd/12:17	KSU31	Vaughn 1 yd TD
Kansas State	7	71	3:25	TD	3rd/7:42	KSU29	Trotter 1 yd TD
Kansas State	11	94	5:22	TD	3rd/0:48	KSU06	Moore 13 yd TD
Iowa State	6	80	2:29	TD	1st/13:15	ISU20	Nwangwu 18 yd TD
Iowa State	3	35	1:13	TD	1st/8:07	KU35	Purdy 1 yd TD
Iowa State	13	64	5:00	TD	2nd/4:00	ISU36	Kollard 3 yd TD
Iowa State	7	62	3:46	TD	3rd/7:27	ISU38	Huchinson 36 yd TD
Iowa State	7	77	3:39	TD	3rd/3:14	ISU23	Hall 7 yd TD
Iowa State	7	25	1:53	FG	4th/11:02	KU48	Assalley 40 yd FG
Iowa State	1	58	0:11	TD	4th/5:05	ISU42	Hall 58 yd run
Iowa State	2	55	0:37	TD	4th/2:14	ISU45	Scates 30 yd TD
Oklahoma	3	45	1:08	TD	1st/12:01	KU45	Stogner 20 yd TD
Oklahoma	10	59	4:20	TD	1st/1:26	OU41	Stevenson 13 yd TD
Oklahoma	5	76	2:49	TD	2nd/11:02	OU24	Rattler 2 yd TD
Oklahoma	5	3	1:53	FG	2nd/4:48	KU27	Brkic 40 yd FG
Oklahoma	6	57	2:26	TD	2nd/1:26	OU43	Pledger 4 yd TD
Oklahoma	9	42	3:43	FG	3rd/11:17	OU25	Brkic 50 yd FG
Oklahoma	5	53	1:17	TD	3rd/8:59	OU47	Stevenson 29 yd TD
Oklahoma	4	56	1:07	TD	4th/14:54	OU44	Mims 14 yd TD
Oklahoma	5	70	1:57	TD	4th/13:18	OU30	Major 3 yd TD
Oklahoma	4	30	1:35	TD	4th/7:50	KU30	Morris 13 yd TD
TCU	9	53	4:10	FG	1st/10:50	TCU26	Griffin 39-yd FG
TCU	3	45	0:42	TD	1st/9:11	KU45	Wells 46 yd TD
TCU	3	74	1:13	TD	1st/6:00	TCU26	Ware 26 yd TD
TCU	0	0	0:00	TD	1st/3:49	--	Davis 37 yd punt return TD
TCU	7	80	3:20	TD	2nd/8:56	TCU20	Wells 24 yd TD
TCU	1	58	0:10	TD	2nd/1:06	TCU42	Duggan 58 yd TD
TCU	9	53	3:40	TD	3rd/9:07	TCU47	Barlow 1 yd TD
TCU	0	0	0:00	TD	4th/14:45	--	Cesar 30 yd int. return TD
TCU	0	0	0:00	TD	4th/10:02	--	Winters 2 yd fumble return TD
Texas Tech	8	35	1:47	FG	1st/8:56	TTU36	Garibay 47-yd FG
Texas Tech	3	82	0:49	TD	1st/3:52	TTU18	Price 70-yd TD
Texas Tech	14	36	5:17	FG	3rd/6:59	KU39	Garibay 21-yd FG
Texas Tech	10	52	5:10	FG	4TH/5:36	TTU30	Garibay 36-yd FG

DRIVE SUPERLATIVES

	KANSAS	OPPONENT
Most Plays/Result	15, vs. CCU, TD/15 at OU, TD	20, vs. Baylor, FG
Most Yards/Result	89, vs. CCU, TD	94 vs. K-State, TD
Most Time/Result	8:12, vs. CCU, TD	7:54, vs. Baylor, FG

SCORING DRIVE ANALYSIS

YARDAGE	KANSAS		OPPONENTS	
	TD	FG	TD	FG
No Drive	2	--	8	--
Negative Yds.	--	--	--	--
0-9	--	1	--	3
10-19	1	1	--	--
20-29	--	2	2	2
30-39	--	--	3	3
40-49	2	2	4	2
50-59	2	1	10	4
60-69	1	--	10	2
70-79	8	--	5	--
80-89	1	--	7	--
90-99	--	--	3	--

GAME OPENING DRIVES

OPPONENTS	KANSAS			OPPONENTS		
	PTS.	1STD	YDS.	PTS.	1STD	YDS.
Coastal Carolina	0	2	41	7	4	62
Baylor	7	4	79	0	0	-2
Oklahoma State	0	0	6	3	4	67
West Virginia	3	1	18	0	0	8
Kansas State	0	0	6	0	1	23
Iowa State	0	0	4	7	3	80
Oklahoma	0	1	13	7	2	45
TCU	0	0	3	3	3	53
Texas Tech	0	0	-1	0	1	12
Texas	--	--	--	--	--	--

SECOND HALF-OPENING DRIVES

OPPONENTS	KANSAS			OPPONENTS		
	PTS.	1STD	YDS.	PTS.	1STD	YDS.
Coastal Carolina	8	7	89	0	2	21
Baylor	0	0	-1	7	0	0
Oklahoma State	0	0	9	7	4	68
West Virginia	0	3	9	0	3	47
Kansas State	0	1	12	7	0	0
Iowa State	0	0	4	0	0	6
Oklahoma	0	-1	0	3	3	42
TCU	0	0	4	0	0	8
Texas Tech	0	0	-4	0	0	2
Texas	--	--	--	--	--	--

DRIVE CHART

DRIVE START	1-9	10-19	20-29	30-39	40-49	50+
RESULT	NO/TD/FG	NO/TD/FG	NO/TD/FG	NO/TD/FG	NO/TD/FG	NO/TD/FG
Coastal Carolina	0/0/0	3/1/0	6/1/0	1/0/0	1/0/1	0/0/0
Baylor	1/0/0	1/0/0	6/1/0	2/1/0	1/0/0	0/0/0
Oklahoma State	3/0/0	0/0/0	6/0/0	3/0/0	2/1/0	0/0/0
West Virginia	1/0/0	2/0/0	6/0/0	4/0/0	0/0/0	2/1/1
Kansas State	3/0/0	3/1/0	7/1/0	2/0/0	0/0/0	0/0/0
Iowa State	0/0/0	2/0/0	4/0/0	4/1/0	2/1/0	1/0/0
Oklahoma	0/0/0	3/0/0	9/1/0	3/0/1	0/0/0	0/0/0
TCU	3/0/0	2/0/0	10/3/1	2/0/0	1/0/0	0/0/0
Texas Tech	0/0/0	3/0/0	8/0/1	1/0/0	0/0/0	2/1/1
Texas	--	--	--	--	--	--

THREE-AND-OUTS

	KANSAS	OPPONENT
	THREE-AND-OUT/DRIVES	THREE-AND-OUT/DRIVES
Coastal Carolina	2/11	3/10
Baylor	3/12	2/12
Oklahoma State	7/14	2/14
West Virginia	6/16	4/16
Kansas State	5/16	5/17
Iowa State	7/14	2/14
Oklahoma	7/15	0/14
TCU	10/18	6/18
Texas Tech	5/14	2/14
Texas	--	--

KANSAS LONG PLAYS

KANSAS 20-YARD PLUS PLAYS

YARDS	TYPE	PLAYER(S)	OPPONENT
100*	KR	Logan Jr., Kenny	Iowa State
92*	KR	Williams Jr., Pooka	West Virginia
61*	Rush	Gardner, Velton	Coastal Carolina
48*	Pass	Lassiter II, Kwamie from Daniels, Jalon	TCU
47	Rush	Hishaw Jr., Daniel	Oklahoma
45	FR	Betts, Nate	Texas Tech
43*	Pass	Parchment, Andrew from Kendrick, Miles	West Virginia
38	KR	Logan Jr., Kenny	Oklahoma
37	Pass	Grimm, Luke from Kendrick, Miles	TCU
37	Pass	Lassiter, Kwamie from Kendrick, Miles	Coastal Carolina
36	Pass	Grimm, Luke from Daniels, Jalon	Iowa State
32	KR	Horne, Jamahl	Baylor
31	KR	Williams Jr., Pooka	Oklahoma State
30	Rush	Pesek-Hickson, Amauri	TCU
30	KR	Horne, Jamahl	Oklahoma State
30	Pass	Lassiter II, Kwamie from Kendrick, Miles	Oklahoma State
29	KR	Horne, Jamahl	Coastal Carolina
28	Pass	Grimm, Luke from Daniels, Jalon	Kansas State
27	KR	Logan Jr., Kenny	TCU
27	Pass	Fairchild, Mason from Daniels, Jalon	Kansas State
27	KR	Horne, Jamahl	Kansas State
27	Rush	Gardner, Velton	Kansas State
27	KR	Horne, Jamahl	West Virginia
26	KR	Logan Jr., Kenny	Oklahoma
26	Pass	Naylor II, Ezra from Daniels, Jalon	TCU
26	Rush	Gardner, Velton	West Virginia
25	KR	Horne, Jamahl	Oklahoma State
25	Pass	Lassiter II, Kwamie from Daniels, Jalon	Iowa State
24	KR	Logan Jr., Kenny	Coastal Carolina
24	KR	Logan Jr., Kenny	Iowa State
23	Pass	Robinson Jr., Stephon from Daniels, Jalon	Baylor
23	Pass	Grimm, Luke from Daniels, Jalon	Oklahoma
22	KR	Logan Jr., Kenny	TCU
22	KR	Pearson, Kyler	TCU
22	KR	Pearson, Kyler	Oklahoma
22	KR	Horne, Jamahl	Baylor
21*	Pass	Grimm, Luke from Kendrick, Miles	TCU
21	KR	Horne, Jamahl	Baylor
21	Rush	Gardner, Velton	Iowa State
21	KR	Horne, Jamahl	Coastal Carolina
21	KR	Horne, Jamahl	Coastal Carolina
21*	Rush	Williams Jr., Pooka	Baylor
20	Rush	Kendrick, Miles	Texas Tech
20*	Pass	Huggins, Will from Kendrick, Miles	Oklahoma
20	KR	Williams Jr., Pooka	Oklahoma State

* touchdown scored on play

KANSAS LONG PLAYS BY THE NUMBERS

	NO.	TD
100+	1	1
90-99	1	1
80-89	0	0
70-79	0	0
60-69	1	1
50-59	0	0
40-49	4	2
30-39	9	0
20-29	29	3

KANSAS LONG PLAYS BY TYPE

	NO.	TD
Rushing	8	2
Passing	14	4
Punt returns	0	0
Kick returns	22	2
Interceptions	0	0
Fumble returns	1	0
Other	0	0
TOTAL	43	8

KANSAS LONGEST PLAYS

Rushing	61	Velton Gardner vs. Coastal Carolina
Rushing TD	61	Velton Gardner vs. Coastal Carolina
Passing	48	Lassiter II, Kwamie vs. TCU
Passing TD	48	Lassiter II, Kwamie vs. TCU
Punt Return	--	--
Kick Return	100	Kenny Logan Jr., vs. Iowa State
Interception	12	Kenny Logan Jr., vs. Iowa State
Fumble Return	45	Nate Betts at Texas Tech
Punt	62	Kyle Thompson at West Virginia
Field Goal	48	Jacob Borcila vs. TCU

KANSAS OPPONENTS LONG PLAYS

OPPONENT 20-YARD PLUS PLAYS

YARDS	TYPE	PLAYER(S)	KU OPPONENT
100*	KR	Ebner, Tristan	Baylor
87*	Rush	Leddie Brown	West Virginia
83*	KR	Ebner, Tristan	Baylor
70*	Rush	Price, Myles	Texas Tech
66*	Pass	Johnson, B. from Illingworth, Shane	Oklahoma State
58*	Rush	Duggan, Max	TCU
58*	Rush	Hall, Breece	Iowa State
55*	PR	Brooks, Phillip	Kansas State
55*	Pass	Wallace, Tylan from Illingworth, Shane	Oklahoma State
52*	PR	Brooks, Phillip	Kansas State
46*	Pass	Wells, Pro from Duggan, Max	TCU
43	Pass	Heiligh, Javon from McCall, Grayson	Coastal Carolina
42	PR	Nwabuko, Chux	Texas Tech
42	PR	Brooks, Phillip	Kansas State
40	PR	Brooks, Phillip	Kansas State
39	Pass	Smith, Reese from Doege, Jarret	West Virginia
37*	PR	Davis, Derius	TCU
37	Pass	Taylor, Chabastin from Howard, Will	Kansas State
36	Rush	Barlow, Darwin	TCU
36*	Pass	Hutchinson, Xavier from Purdy, Brock	Iowa State
36	Pass	Vaughn, Duece from Howard, Will	Kansas State
35	Pass	Ebner, Tristan from Brewer, Charlie	Baylor
34	Rush	Jackson, Dezmon	Oklahoma State
33	Pass	Price, Myles from Bowman, Alan	Texas Tech
33	Pass	Stogner, Austin from Rattler, Spencer	Oklahoma
33	Pass	Haselwood, J. from Mordecai, Tanner	Oklahoma
33*	Pass	Ford-Wheaton, Bryce from Jarret Doege	West Virginia
31	Rush	Hall, Breece	Iowa State
30*	INT	Cesar, CJ	TCU
30	Rush	White, Xavier	Texas Tech
30	INT	Radley-Hines, Bradley	Oklahoma
30	Pass	Scates, Joe from Dekkers, Hunter	Iowa State
30	Pass	Wallace, Tylan from Illingworth, Shane	Oklahoma State
29	PR	Eisworth, Greg	Iowa State
29*	Rush	Stevenson, Rhamondre	Oklahoma
28	KR	Townsend, C.	Texas Tech
28	Rush	Brooks, Tahj	Texas Tech
28	Rush	Evans, Zach	TCU
28	Rush	Hubbard, Chuba	Oklahoma State
27	Rush	Mozee, Keyon	Kansas State
27	Pass	Henderson, M., from Mordecai, Tanner	Oklahoma
26*	Pass	Ware, Carter from Duggan, Max	TCU
26	Pass	Ford-Wheaton, Bryce from Jarret Doege	West Virginia
26*	Rush	Williams, Craig	Baylor
25	Pass	Akers, Landen from Purdy, Brock	Iowa State
25	Pass	Dean, Easton from Purdy, Brock	Iowa State
25	Pass	Vaughn, Duece from Howard, Will	Kansas State
25	KR	Lovett, John	Baylor
25*	Pass	Heiligh, Javon from McCall, Grayson	Coastal Carolina
24*	Pass	Wells, Pro from Duggan, Max	TCU
24	Pass	Major, Marcus from Mordecai, Tanner	Oklahoma
24	Rush	Nwangwu, Kene	Iowa State
24	Rush	Vaughn, Duece	Kansas State
24	Pass	Gardner, Justin	Kansas State
23	KR	Barlow, Darwin	TCU
23	Pass	Sean Ryan from Jarret Doege	West Virginia
23	Rush	Williams, Craig	Baylor
23	Pass	Likely, Isaiah from McCall, Grayson	Coastal Carolina
22	Rush	Demercado, E.	TCU
22	Pass	Stogner, Austin from Rattler, Spencer	Oklahoma
22	INT	Alonzo Addae	West Virginia
22	Pass	Likely, Isaiah from McCall, Grayson	Coastal Carolina
21	Rush	Barlow, Darwin	TCU
21	Pass	Akers, Landen from Purdy, Brock	Iowa State
21	Rush	Leddie Brown	West Virginia
21	Pass	Render, DJ from Howard, Will	Kansas State
20	Rush	White, Xavier	Texas Tech
20*	Pass	Stogner, Austin from Rattler, Spencer	Oklahoma

* touchdown scored on play

KANSAS 20-YARD PLUS BY PLAYER

PLAYER	NO.	TD	R	P	KR	PR	IR	FR
Horne, Jamahl	10	0	0	0	10	0	0	0
Logan Jr., Kenny	7	1	0	0	7	0	0	0
Grimm, Luke	5	1	0	5	0	0	0	0
Williams Jr., Pooka	4	2	1	0	3	0	0	0
Lassiter II, Kwamie	4	1	0	4	0	0	0	0
Gardner, Velton	4	1	4	0	0	0	0	0
Pearson, Kyler	2	0	0	0	2	0	0	0
Betts, Nate	1	0	0	0	0	0	0	1
Parchment, Andrew	1	1	0	1	0	0	0	0
Kendrick, Miles	1	0	1	0	0	0	0	0
Huggins, Will	1	1	0	1	0	0	0	0
Fairchild, Mason	1	0	0	1	0	0	0	0
Naylor II, Ezra	1	0	0	1	0	0	0	0
Robinson Jr., Stephon	1	0	0	1	0	0	0	0
Hishaw Jr., Daniel	1	0	1	0	0	0	0	0
Pesek-Hickson, Amauri	1	0	1	0	0	0	0	0
TOTAL	45	8	8	14	22	0	0	1

KANSAS IN THE RED ZONE

DATE	OPPONENT	SCORE	TIMES IN RZ	TIMES SCORED	TOTAL PTS	TDS	RUSH TDS	PASS TDS	FGS MADE	FGA	Failed to Score Inside Red Zone				HALF	GAME
											DOWN	INT	FUMB			
Sept. 12	Coastal Carolina	L, 23-38	2	2	14	2	0	2	0	0	0	0	0	0	0	0
Sept. 26	at Baylor	L, 14-47	2	1	7	1	1	0	0	0	0	0	0	0	1	0
Oct. 3	Oklahoma State	L, 7-47	1	1	7	1	1	0	0	0	0	0	0	0	0	0
Oct. 17	at West Virginia	L, 17-38	0	0	0	0	0	0	0	0	0	0	0	0	0	0
Oct. 24	at Kansas State	L, 14-55	3	2	14	2	2	0	0	0	0	1	0	0	0	0
Oct. 31	Iowa State	L, 22-52	3	2	15	2	2	0	0	1	0	0	0	0	0	0
Nov. 7	at Oklahoma	L, 9-52	3	2	9	1	0	1	1	0	1	0	0	0	0	0
Nov. 28	TCU	L, 23-59	1	1	6	1	0	1	0	0	0	0	0	0	0	0
Dec. 5	at Texas Tech	L, 13-16	3	3	13	1	1	0	2	0	0	0	0	0	0	0
Totals			18	14	85	11	7	4	3	1	2	0	0	1	0	
14-of-18 (77.6%)																

KANSAS OPPONENTS IN THE RED ZONE

DATE	OPPONENT	SCORE	TIMES IN RZ	TIMES SCORED	TOTAL PTS	TDS	RUSH TDS	PASS TDS	FGS MADE	FGA	Failed to Score Inside Red Zone				HALF	GAME
											DOWN	INT	FUMB			
Sept. 12	Coastal Carolina	L, 23-38	5	5	31	4	2	2	1	0	0	0	0	0	0	0
Sept. 26	at Baylor	L, 14-47	4	3	21	3	2	1	0	0	1	0	0	0	0	0
Oct. 3	Oklahoma State	L, 7-47	7	7	33	3	2	1	4	0	0	0	0	0	0	0
Oct. 17	at West Virginia	L, 17-38	4	4	24	3	1	2	1	0	0	0	0	0	0	0
Oct. 24	at Kansas State	L, 14-55	6	6	34	4	2	2	2	0	0	0	0	0	0	0
Oct. 31	Iowa State	L, 22-52	4	4	28	4	3	1	0	0	0	0	0	0	0	0
Nov. 7	at Oklahoma	L, 9-52	8	8	52	7	5	2	1	0	0	0	0	0	0	0
Nov. 28	TCU	L, 23-59	2	2	10	1	1	0	1	0	0	0	0	0	0	0
Dec. 5	at Texas Tech	L, 13-16	3	2	6	0	0	0	2	0	0	1	0	0	0	0
Totals			43	41	239	29	18	11	12	0	1	1	0	0	0	0
41-of-43 (95.3%)																

KANSAS 3RD DOWN CONVERSIONS

DATE	OPPONENT	SCORE	OVERALL	PCT.	1ST QTR	PCT.	2ND QTR	PCT.	3RD QTR	PCT.	4TH QTR	PCT.	OT	PCT.
Sept. 12	Coastal Carolina	L, 23-38	4-11	36.4	1-2	50.0	3-5	60.0	0-2	0.0	0-2	0.0	0-0	0.0
Sept. 26	at Baylor	L, 14-47	4-14	28.6	1-3	33.3	0-3	0.0	0-3	0.0	3-5	60.0	0-0	0.0
Oct. 3	Oklahoma State	L, 7-47	1-14	7.1	0-3	0.0	0-5	0.0	0-3	0.0	1-3	33.3	0-0	0.0
Oct. 17	at West Virginia	L, 17-38	2-13	15.4	1-3	33.3	0-3	0.0	0-4	0.0	1-3	0.0	0-0	0.0
Oct. 24	at Kansas State	L, 14-55	4-18	22.2	1-5	20.0	2-6	33.3	0-2	0.0	1-5	20.0	0-0	0.0
Oct. 31	Iowa State	L, 22-52	7-17	41.2	0-4	0.0	2-4	50.0	2-3	66.7	0-0	0.0	0-0	0.0
Nov. 7	at Oklahoma	L, 9-52	3-19	15.8	1-5	20.0	1-6	16.7	1-4	25.0	0-4	0.0	0-0	0.0
Nov. 28	TCU	L, 23-59	4-18	22.2	0-4	0.0	1-5	20.0	2-4	50.0	1-5	20.0	0-0	0.0
Dec. 5	at Texas Tech	L, 13-16	4-18	22.2	1-5	20.0	2-5	40.0	1-2	50.0	0-2	50.0	0-0	0.0
Kansas			33-142	23.2	6-34	17.6	11-42	26.2	5-29	17.2	11-37	29.7	0-0	0.0
Opponents			51-122	41.8	13-29	44.8	17-37	45.9	11-28	39.	10-28	35.7	0-0	0.0

KANSAS 4TH DOWN CONVERSIONS

DATE	OPPONENT	SCORE	OVERALL	PCT.	1ST QTR	PCT.	2ND QTR	PCT.	3RD QTR	PCT.	4TH QTR	PCT.	OT	PCT.
Sept. 12	Coastal Carolina	L, 23-38	2-3	66.7	0-0	0.0	0-0	0.0	2-2	100.0	0-1	0.0	0-0	0.0
Sept. 26	at Baylor	L, 14-47	2-4	50.0	0-1	0.0	0-1	0.0	0-0	0.0	2-2	100.0	0-0	0.0
Oct. 3	Oklahoma State	L, 7-47	1-3	33.3	0-0	0.0	1-1	100.0	0-1	0.0	0-1	0.0	0-0	0.0
Oct. 17	at West Virginia	L, 17-38	0-0	0.0	0-0	0.0	0-0	0.0	0-0	0.0	0-0	0.0	0-0	0.0
Oct. 24	at Kansas State	L, 14-55	1-3	33.3	1-1	100.0	0-1	0.0	0-0	0.0	0-1	0.0	0-0	0.0
Oct. 31	Iowa State	L, 22-52	1-1	100.0	0-0	0.0	1-1	100.0	0-0	0.0	0-0	0.0	0-0	0.0
Nov. 7	at Oklahoma	L, 9-62	2-4	50.0	0-0	0.0	0-1	0.0	0-1	0.0	2-2	100.0	0-0	0.0
Nov. 28	TCU	L, 23-59	0-1	0.0	0-0	0.0	0-1	0.0	0-0	0.0	0-0	0.0	0-0	0.0
Dec. 5	at Texas Tech	L, 13-16	1-5	20.0	0-0	0.0	0-1	0.0	1-2	50.0	0-2	0.0	0-0	0.0
Kansas			10-24	41.7	1-2	50.0	2-7	28.6	3-6	50.0	4-9	44.4	0-0	0.0
Opponents			8-10	80.0	2-2	100.0	1-3	33.3	3-3	100.0	2-2	100.0	0-0	0.0

KANSAS TIME OF POSSESSION

DATE	OPPONENT	SCORE	OVERALL	1ST QTR	2ND QTR	3RD QTR	4TH QTR	OT
Sept. 12	Coastal Carolina	L, 23-38	29:35	6:45	8:28	9:21	5:01	--
Sept. 26	at Baylor	L, 14-47	31:30	9:34	4:36	7:00	10:20	--
Oct. 3	Oklahoma State	L, 7-47	28:06	6:06	8:11	6:47	7:02	--
Oct. 17	at West Virginia	L, 17-38	27:05	8:12	5:10	8:09	5:34	--
Oct. 24	at Kansas State	L, 14-55	30:40	9:42	7:56	3:30	9:32	--
Oct. 31	Iowa State	L, 22-52	28:47	6:17	7:10	4:39	10:41	--
Nov. 7	at Oklahoma	L, 9-62	32:48	7:18	7:02	7:06	11:22	--
Nov. 29	TCU	L, 23-59	34:04	8:55	7:16	8:11	9:42	--
Dec. 5	at Texas Tech	L, 13-16	34:23	10:53	9:00	7:51	6:39	--
Kansas			Total	73:42	64:49	62:34	75:53	--
			Avg.	8:11	7:12	6:57	8:25	--
Opponents			Total	61:18	70:11	72:26	59:07	--
			Avg.	6:48	7:47	8:02	6:34	--

KANSAS SEASON SUPERLATIVES

Kansas individuals

Rushes	22	Pesek-Hickson, Amauri vs. TCU (Nov. 28, 2020)
Yards Rushing	100	Pesek-Hickson, Amauri vs. TCU (Nov. 28, 2020)
TD Rushes	2	Williams Jr., Pooka at Baylor (Sept. 26, 2020) Daniels, Jalon at Kansas State (Oct. 24, 2020)
Long Rush	61	Gardner, Veltan vs. Coastal Carolina (Sept. 12, 2020)
Pass Attempts	39	Daniels, Jalon at Kansas State (Oct. 24, 2020)
Pass Completions	22	Daniels, Jalon at Kansas State (Oct. 24, 2020)
Yards Passing	207	Daniels, Jalon at Kansas State (Oct. 24, 2020)
TD Passes	2	Kendrick, Miles vs. Coastal Carolina (Sept. 12, 2020) Kendrick, Miles vs. TCU (Nov. 28, 2020)
Long Pass	43	Kendrick, Miles at West Virginia (Oct. 17, 2020)
Receptions	7	Williams, Takulve vs. Coastal Carolina (Sept. 12, 2020) Lassiter II, Kwamie at Kansas State (Oct. 24, 2020) Lassiter II, Kwamie vs. TCU (Nov. 28, 2020)
Yards Receiving	116	Lassiter II, Kwamie vs. TCU (Nov. 28, 2020)
TD Receptions	2	Grimm, Luke vs. TCU (Nov. 28, 2020)
Long Reception	48	Grimm, Luke vs. TCU (Nov. 28, 2020)
Field Goals	2	Borcila, Jacob at Texas Tech (Dec. 5, 2020)
Long Field Goal	48	Borcila, Jacob vs. TCU (Nov. 28, 2020)
Punts	11	Vernon, Reis vs. TCU (Nov. 28, 2020)
Punting Avg	43.0	Vernon, Reis vs. Iowa State (Oct. 31, 2020)
Long Punt	62	Thompson, Kyle at West Virginia (Oct. 17, 2020)
Punts Inside 20	4	Thompson, Kyle vs. Oklahoma State (Oct. 3, 2020)
Long Punt Return	--	--
Long Kickoff Return	100	Logan Jr., Kenny vs. Iowa State (Oct. 31, 2020)
Tackles	12	Logan Jr., Kenny vs. Oklahoma State (Oct. 3, 2020)
Sacks	2.0	Johnson, Kyron at Oklahoma (Nov. 7, 2020)
Tackles For Loss	3.0	Prox, Dru at West Virginia (Oct. 17, 2020) Harris, Marcus at West Virginia (Oct. 17, 2020) Lee, Malcolm at West Virginia (Oct. 17, 2020) Logan Jr., Kenny vs. Iowa State (Oct. 31, 2020) Logan Jr., Kenny at Oklahoma (Nov. 7, 2020) Prunty, Karon (Dec. 5, 2020)
Interceptions	1	

Kansas Team

Rushes	44	at Texas Tech (Dec. 5, 2020)
Yards Rushing	178	vs. Coastal Carolina (Sept. 12, 2020)
Yards Per Rush	4.7	vs. Coastal Carolina (Sept. 12, 2020)
TD Rushes	2	at Baylor (Sept. 26, 2020) at Kansas State (Oct. 24, 2020) vs. Iowa State (Oct. 31, 2020)
Pass Attempts	39	at Kansas State (Oct. 24, 2020)
Pass Completions	22	at Kansas State (Oct. 24, 2020)
Yards Passing	227	vs. TCU (Nov. 28, 2020)
Yards Per Pass	7.1	vs. TCU (Nov. 28, 2020)
TD Passes	3	vs. TCU (Nov. 28, 2020)
Total Plays	78	at Kansas State (Oct. 24, 2020)
Total Offense	367	vs. Coastal Carolina (Sept. 12, 2020)
Yards Per Play	5.0	vs. Coastal Carolina (Sept. 12, 2020)
Points	23	vs. Coastal Carolina (Sept. 12, 2020) vs. TCU (Nov. 28, 2020)
Sacks By	2	vs. Oklahoma State (Oct. 3, 2020) at Oklahoma (Nov. 7, 2020)
First Downs	23	vs. Coastal Carolina (Sept. 12, 2020)
Penalties	10	at Baylor (Sept. 26, 2020)
Penalty Yards	90	at West Virginia (Oct. 17, 2020)
Turnovers	3	vs. Coastal Carolina (Sept. 12, 2020)
Interceptions By	1	at West Virginia (Oct. 17, 2020) vs. Iowa State (Oct. 31, 2020) at Oklahoma (Nov. 7, 2020) at Texas Tech (Dec. 5, 2020)
Punts	11	vs. TCU (Nov. 28, 2020)
Punting Avg	42.5	at West Virginia (Oct. 17, 2020)
Long Punt	62	at West Virginia (Oct. 17, 2020)
Punts Inside 20	4	vs. Oklahoma State (Oct. 3, 2020)
Long Punt Return	--	--

KANSAS SEASON SUPERLATIVES

Opponent Individuals

Rushes	21	Marable, CJ vs. Coastal Carolina (Sept. 12, 2020) Hall, Breece vs. Iowa State (Oct. 31, 2020)
Yards Rushing	195	Brown, Leddie at West Virginia (Oct. 17, 2020)
TD Rushes	2	McCall, Grayson vs. Coastal Carolina (Sept. 12, 2020) Hubbard, Chuba vs. Oklahoma State (Oct. 3, 2020) Hall, Breece vs. Iowa State (Oct. 31, 2020) Stevenson, Rhamondre at Oklahoma (Nov. 7, 2020)
Long Rush	87	Brown, Leddie at West Virginia (Oct. 17, 2020)
Pass Attempts	44	Doege, Jarret at West Virginia (Oct. 17, 2020)
Pass Completions	26	Doege, Jarret at West Virginia (Oct. 17, 2020)
Yards Passing	318	Doege, Jarret at West Virginia (Oct. 17, 2020)
TD Passes	3	McCall, Grayson vs. Coastal Carolina (Sept. 12, 2020) Illingworth, Shane vs. Oklahoma State (Oct. 3, 2020) Doege, Jarret at West Virginia (Oct. 17, 2020) Duggan, Max vs. TCU (Nov. 28, 2020)
Long Pass	66	Illingworth, Shane vs. Oklahoma State (Oct. 3, 2020)
Receptions	9	Wallace, Tylan vs. Oklahoma State (Oct. 3, 2020)
Yards Receiving	148	Wallace, Tylan vs. Oklahoma State (Oct. 3, 2020)
TD Receptions	2	Wallace, Tylan vs. Oklahoma State (Oct. 3, 2020) Wells, Pro vs. TCU (Nov. 28, 2020)
Long Reception	66	Johnson, B. vs. Oklahoma State (Oct. 3, 2020)
Field Goals	3	Hale, Chase vs. Oklahoma State (Oct. 3, 2020) Garibay, Jacob at Texas Tech (Dec. 5, 2020)
Long Field Goal	50	Brkic, Gabe at Oklahoma (Nov. 7, 2020)
Punts	7	Sandy, Jordy vs. TCU (Nov. 28, 2020)
Punting Avg	53.5	McNamara, Austin at Texas Tech (Dec. 5, 2020)
Long Punt	55	McNamara, Austin at Texas Tech (Dec. 5, 2020)
Punts Inside 20	4	Sandy, Jordy vs. TCU (Nov. 28, 2020)
Long Punt Return	55	Brooks, Phillip at Kansas State (Oct. 24, 2020)
Long Kickoff Return	100	Ebner, Tristan at Baylor (Sept. 26, 2020)
Tackles	12	Merriweather, Krishon at Texas Tech (Dec. 5, 2020)
Sacks	3.0	Bonitto, Nik at Oklahoma (Nov. 7, 2020)
Tackles For Loss	3.5	Bernard, Terrel at Baylor (Sept. 26, 2020) Winters, Dee vs. TCU (Nov. 28, 2020) Bradford, Nook vs. TCU (Nov. 28, 2020)
Interceptions	1	Bush, Derick vs. Coastal Carolina (Sept. 12, 2020) Gunter, Jeffrey vs. Coastal Carolina (Sept. 12, 2020) Harper, Devin vs. Oklahoma State (Oct. 3, 2020) Addae, Alonzo at West Virginia (Oct. 17, 2020) Stills, Darius at West Virginia (Oct. 17, 2020) Gardner, Justin at Kansas State (Oct. 24, 2020) Eisworth, Greg vs. Iowa State (Oct. 31, 2020) Brown, Tre at Oklahoma (Nov. 7, 2020) Radley, Hines at Oklahoma (Nov. 7, 2020) Ceasar, CJ vs. TCU (Nov. 28, 2020)

Opponent Team

Rushes	60	vs. Oklahoma State (Oct. 3, 2020)
Yards Rushing	337	vs. TCU (Nov. 28, 2020)
Yards Per Rush	8.2	vs. TCU (Nov. 28, 2020)
TD Rushes	6	at Oklahoma (Nov. 7, 2020)
Pass Attempts	44	at West Virginia (Oct. 17, 2020)
Pass Completions	26	at West Virginia (Oct. 17, 2020)
Yards Passing	340	at Oklahoma (Nov. 7, 2020)
Yards Per Pass	9.9	vs. Oklahoma State (Oct. 3, 2020)
TD Passes	3	vs. Coastal Carolina (Sept. 12, 2020) vs. Oklahoma State (Oct. 3, 2020) at West Virginia (Oct. 17, 2020) vs. Iowa State (Oct. 31, 2020) vs. TCU (Nov. 28, 2020)
Total Plays	90	vs. Oklahoma State (Oct. 3, 2020)
Total Offense	593	vs. Oklahoma State (Oct. 3, 2020)
Yards Per Play	8.1	at Oklahoma (Nov. 7, 2020)
Points	62	at Oklahoma (Nov. 7, 2020)
Sacks By	9	at Oklahoma (Nov. 7, 2020)
First Downs	31	vs. Oklahoma State (Oct. 3, 2020) at Oklahoma (Nov. 7, 2020)
Penalties	10	at Kansas State (Oct. 24, 2020) vs. TCU (Nov. 28, 2020)
Penalty Yards	95	at Baylor (Sept. 26, 2020)
Turnovers	4	at Texas Tech (Dec. 5, 2020)
Interceptions By	2	vs. Coastal Carolina (Sept. 12, 2020) at West Virginia (Oct. 17, 2020) at Oklahoma (Nov. 7, 2020)
Punts	7	vs. TCU (Nov. 28, 2020)
Punting Avg	53.5	at Texas Tech (Dec. 5, 2020)
Long Punt	55	at Texas Tech (Dec. 5, 2020)
Punts Inside 20	4	vs. TCU (Nov. 28, 2020)
Long Punt Return	55	at Kansas State (Oct. 24, 2020)

THE LAST TIME KANSAS ...

TEAM

Scored 80+ points	86 vs. South Dakota State, 1947
Scored 70-79 points	76, Nebraska, 2007
Scored 60-69 points	62, Southeastern Louisiana, 2007
Scored 50-59 points	55, vs. Rutgers, 2018
Scored 40-49 points	48, at Texas, 2019
Scored 40+ points in back-to-back games	45, Northern Illinois and 42, McNeese State, 2011
Rushed for 500+ yards	556, Missouri, 1975
Rushed for 400-499 yards	405 vs. Rutgers, 2018
Rushed for 300-399 yards	336, at Boston College, 2019
Rushed for 200-299 yards	239 at Texas, 2019
Passed for 500+ yards	Never
Passed for 400-499 yards	415, vs. Texas Tech, 2019
Passed for 300-399 yards	310, at Texas, 2019
Rushed/Passed for 200+ yards	259 rush, 310 pass, at Texas, 2019
Had 600+ yards of total offense	615 vs. FIU, 2007
Had 500-599 yards of total offense	vs. Texas Tech, 2019
Scored on first offensive play	vs. Cental Michigan, 2014 (Pierson 74 yd run)
Won on final offensive play	vs. Texas Tech, 2019 (Jones, 32 yd FG)
Lost on final defensive play	at Texas, 2019 (Dicker, 33 yd FG)
Won in overtime	vs. Texas (24-21), 2016
Lost in overtime	vs. Nicholls (26-23), 2018
Recorded a safety	vs. Nicholls, 2018
Recorded two safeties	vs. Southeastern Louisiana, 2007
Recorded two defensive touchdowns	vs. Rutgers, 2018
Executed a two-point conversion	vs. TCU, 2020
Recorded a 90+ yard scoring drive	98 at Iowa State, 2019
Zero punts in a game	vs. UNLV, 2003
Zero sacks allowed in a game	at Boston College, 2019
Recorded a shutout	vs. Louisiana Tech, 2008
Held opponent to 0 yards rushing	(-31) vs. Southeastern Louisiana, 2007
Blocked multiple kicks in a game	2, vs. South Dakota State, 2011 (2 Blocked Punts)
Blocked multiple punts in a game	2, vs. South Dakota State, 2011
Scored a special teams TD	vs. Iowa State, 2020
Scored a special teams & defensive TD	vs. FIU, 2007
10+ Pass Breakups in a game	10, at West Virginia, 2020

INDIVIDUAL OFFENSE

Rushed for 200+ yards	252, Pooka Williams Jr., at Oklahoma, 2018
Rushed for 150-199 yards	154, Pooka Williams Jr., at Iowa State, 2019
Two Players Rushed for 100+ yards	Khalil Hebert (187), Pooka Williams Jr., (121) at Boston College, 2019
Three Players Rushed for 100+ yards	Smith (253), Banks (120) and Wright (116), vs. Missouri, 1975
Had 40+ carries	40, June Henley vs. Iowa State, 1996
Had 30-39 carries	36, Khalil Herbert vs. West Virginia, 2017
Had 25-29 carries	25, Pooka Williams Jr., at Texas, 2019
Rushed for 5 TDs	Never
Rushed for 4 TDs	James Sims vs. Colorado, 2010
Rushed for 3 TDs	James Sims vs. West Virginia, 2013
Passed for 500+ yards	Never
Passed for 400-499 yards	415, Carter Stanley vs. Texas Tech, 2019
Passed for 300-399 yards	310, Carter Stanley at Texas, 2019
Threw 5+ TDs	6, Todd Reesing vs. Nebraska, 2007
Threw 4 TDs	4, Carter Stanley at Texas, 2019
Threw 3 TDs	3, Carter Stanley at Iowa State, 2019
Had 60+ pass attempts	62, Peyton Bender vs. Central Michigan, 2017
Had 50-59 pass attempts	62, Peyton Bender vs. Central Michigan, 2017
Had 40-49 pass attempts	44, Carter Stanley at Iowa State, 2019
Had 30-39 pass attempts	38, Jalon Daniels at Kansas State, 2020
Had 30+ pass completions	30, Peyton Bender at Ohio, 2017
Had 25-29 pass completions	26, Carter Stanley vs. Texas Tech, 2019
QB Rush for 100+ yards	121, Bill Whittemore vs. Colorado, 2002
QB Rush for 100+ yards, pass for 200+ yards	(121 / 217) Bill Whittemore vs. Colorado, 2002
Had 15+ catches	16, Kerry Meier vs. Iowa State, 2009
Had 10-14 catches	10, Steven Sims Jr., vs. Oklahoma State, 2018
Had Two Players with 10+ catches	Dezmon Briscoe (14) and Kerry Meier (10) vs. Missouri, 2009
Had 250+ yards receiving	269, Dezmon Briscoe at Oklahoma, 2008
Had 200-249 yards receiving	233, Steven Sims Jr. vs. K-State, 2017
Had 150-199 yards receiving	186, Stephon Robinson Jr., vs. Texas Tech, 2019
Had 100+ yards receiving	116, Kwamie Lassiter II, vs. TCU, 2020
Had 100+ yards rushing and receiving	Never
Had a touchdown rushing and receiving	Toben Oporum vs. Southern Miss, 2009
2 Players with 100+ yards receiving	186, Stephon Robinson Jr., and 109, Andrew Parchment, vs. Texas Tech, 2019
3 Players with 100+ yards receiving	Never
Had 4+ TD receptions	4, Quintin Smith vs. Louisville, 1989
Had 3 TD receptions	3, Dezmon Briscoe vs. Minnesota, 2008
Had 2 TD receptions	2, Luke Grimm vs. TCU, 2020

INDIVIDUAL DEFENSE

Intercepted 3 passes	3, Bill Crank vs. Tulane, 1958
Intercepted 2 passes	2, Hasan Defense at West Virginia, 2018
Returned multiple interceptions for TDs	2, Patrick Brown vs. UAB, 1997
Returned an interception for a TD	Hasan Defense, vs. Indiana State, 2019
Interception Return for 100+ yards	100, Aqib Talib vs. FIU, 2007
Recorded 15+ Tackles	16, Joe Dineen Jr., vs. Nicholls, 2018
Recorded 10-14 Tackles	12, Kenny Logan Jr. vs. Oklahoma State, 2020
Two Players with 10+ Tackles	(12) Kenny Logan Jr., (11) Davon Ferguson vs. Oklahoma State, 2020
Three players with 10+ Tackles	(12) Joe Dineen Jr., (10) Keith Loneker Jr., (10) Tyrone Miller Jr., at Texas, 2017
Recorded 5+ Sacks	5, Brandon Perkins vs. Louisiana Tech, 2005
Recorded 4 Sacks	5, Brandon Perkins vs. Louisiana Tech, 2005
Recorded 3 Sacks	3, Cameron Rosser vs. TCU, 2016
Had 5+ Pass Breakups	5, JaCorey Shepherd vs. Iowa State
Returned a fumble for a TD	63, Cassius Sendish, at Oklahoma, 2014

INDIVIDUAL SPECIAL TEAMS

Returned a Kickoff for a Touchdown	100, Kenny Logan Jr., vs. Iowa State, 2020
Punt Return for a Touchdown	76, Nick Harwell vs. West Virginia, 2014
Blocked a Punt	Stephon Robinson Jr., vs. Nicholls, 2018
Blocked Punt Return for a TD	Dakota Lewis vs. FIU, 2007
Blocked a FG	Brandon Stewart vs. West Virginia, 2015
Blocked FG Return for a TD	54, Patrick Brown at Oklahoma, 1996
Blocked a PAT	Team, at Oklahoma, 2018
Returned a PAT for a Two-Point Conversion	Carl Nesmith vs. Texas, 2000
Executed a Fake Punt for a First Down	Ryan Schadler at West Virginia, 2018
Executed a Fake Field Goal	T.J. Millweard and Trent Smiley vs. TCU, 2014
Executed an onside kick	Jacob Borcila vs. TCU, 2020
Made 5+ Field Goals	5, Bruce Kallmeyer vs. Wichita State, 1983
Made 4 Field Goals	4, Scott Webb vs. Kansas State, 2006
Made a Field Goal of 50+ Yards	54, Gabriel Rui vs. Nicholls, 2018
Recorded a 70+ yard Punt	76, Kyle Thompson at Texas, 2018
Recorded a 60-69 yard Punt	62, Kyle Thompson at West Virginia, 2020

THE LAST TIME A KANSAS OPPONENT ...

TEAM

Scored 80+ points	Never
Scored 70-79 points	70 at Oklahoma State, 2011
Scored 60-69 points	62 at Oklahoma, 2020
Scored 50-59 points	59, vs. TCU, 2020
Scored 40-49 points	47, vs. Oklahoma State, 2020
Rushed for 500+ yards	510, at Oklahoma, 2014
Rushed for 400-499 yards	426, vs. West Virginia, 2015
Rushed for 300-399 yards	337, vs. TCU, 2020
Rushed for 200-299 yards	200, at Oklahoma, 2020
Passed for 500+ yards	548, at Texas Tech, 2016
Passed for 400-499 yards	441, at Texas Tech, 2018
Passed for 300-399 yards	340, at Oklahoma, 2020
Rushed/Passed for 200+ yards	200 rush, 340 pass, at Oklahoma, 2020
Had 600+ yards of total offense	638, at Texas, 2019
Had 500-599 yards of total offense	540, at Oklahoma, 2020
Scored on first offensive play	vs. Texas, 2017 (49-yard reception)
Won on final offensive play	at Texas, 2019 (Dicker 33 yd FG)
Lost on final defensive play	vs. Texas Tech, 2019 (Jones 32 yd FG)
Won in overtime	26-23, vs. Nicholls, 2018
Recorded a safety	at Baylor, 2020 (sack)
Recorded two safeties	at Texas, 2001
Recorded two defensive touchdowns	TCU, 2020 (fumble ret., INT ret.)
Recorded two special teams touchdowns	at Kansas State, 2020 (two punt returns)
Zero punts in a game	vs. Oklahoma, 2015 (previous: at Texas A&M, 2011)
Zero sacks allowed in a game	vs. Coastal Carolina, 2020
Held KU to 0 yards rushing	-25 at TCU, 2017
Blocked multiple kicks in a game	at Texas, 2019 (blocked 2 FGs)
Scored a special teams TD	vs. TCU, 2020 (Punt Return TD)
Scored a special teams & defensive TD	vs. TCU, 2020

INDIVIDUAL OFFENSE

Rushed for 300+ yards	427, Samaje Perine at Oklahoma, 2014
Rushed for 200+ yards	185, Hall, Breece vs. Iowa State, 2020
Two Players Rushed for 100+ yards	Crawford (125) and McKoy (105) vs. West Virginia, 2017
Three Players Rushed for 100+ yards	Howard (129), Smallwood (115), Shell (108) vs. West Virginia, 2015
Had a 90+ yard run from scrimmage	93, D'Onte Foreman at Texas, 2015
Had 40+ carries	51, D'Onte Foreman vs. Texas, 2016
Had 30-39 carries	31, Justice Hill vs. Oklahoma State, 2018
Had 25-29 carries	28, Breece Hall at Iowa State, 2019
Rushed for 5+ TDs	5, Samaje Perine at Oklahoma, 2014
Rushed for 4 TDs	Desmond Nisby vs. Texas Tech, 2017
Rushed for 3 TDs	Skylar Thompson vs. Kansas State, 2019
Passed for 500+ yards	Never
Passed for 400-499 yards	467, Shane Morris vs. Central Michigan, 2017
Passed for 300-399 yards	318, Jarret Doege at West Virginia, 2020
Threw 5+ TDs	5, Kenny Hill at TCU, 2017
Threw 4 TDs	Sam Ehlinger, at Texas, 2019
Threw 3 TDs	Jarret Doege at West Virginia, 2020
Had 50+ pass attempts	50, Patrick Mahomes II vs. Texas Tech, 2015
Had 40-49 pass attempts	44, Jarret Doege at West Virginia, 2020
Had 30-39 pass attempts	34, Jett Duffey vs. Texas Tech, 2019
Had 30+ pass completions	31, Sam Ehlinger at Texas, 2019
Had 25-29 pass completions	26, Jarret Doege at West Virginia, 2020
Had completion percentage of 75 percent (Min. 20 pass attempts)	78.2%, Alan Bowman at Texas Tech, 2018 (36-of-46)
Had completion percentage of 80 percent (Min. 20 pass attempts)	84.3%, Baker Mayfield vs. Oklahoma (27-of-32)
Had completion percentage of 90+ percent (Min. 20 pass attempts)	95.8%, Geno Smith at West Virginia 2012 (23-of-24)**
QB Rush for 100+ yards	127, Skylar Thompson vs. Kansas State, 2019
QB Rush for 100+ yards, pass for 200+ yards	Robert Griffin III (103 rush, 312 pass) Baylor, 2011
Had 15+ catches	15, Dana Alexander vs. Missouri, 2009
Had 10-14 catches	10, Allen Lazard vs. Iowa State, 2016
Had Two Players with 10+ catches	Never*
Had 250+ yards receiving	300, Adarius Bowman vs. Oklahoma State, 2006
Had 200-249 yards receiving	219, Jonathan Giles at Texas Tech, 2016
Had 150-199 yards receiving	150 Dillon Stoner at Oklahoma State, 2019
Had 100+ yards rushing and receiving	O. Smith (157 rushing, 108 receiving) at Georgia Tech, 2011
Had a touchdown rushing and receiving	Trey Sermon vs. Oklahoma, 2019
2 Players with 100+ yards receiving	Landon Wolf (116) and Tylan Wallace (104) vs. Oklahoma State, 2018
3 Players with 100+ yards receiving	Never*
Had 4+ TD receptions	4, Adarius Bowman vs. Oklahoma, 2006
Had 3 TD receptions	Mark Chapman vs. Central Michigan, 2017
Had 2 TD receptions	Pro Wells vs. TCU, 2020


INDIVIDUAL DEFENSE

Intercepted 3+ passes	3, Darcel McBath Texas Tech, 2008
Intercepted 2 passes	Kolby Harvell-Peel at Oklahoma State, 2019
Returned multiple interceptions for TDs	Never*
Returned an interception for a TD	CJ Ceasar vs. TCU, 2020
Interception Return for 100+ yards	Never*
Recorded 15+ Tackles	15, Raaquan Davis at Baylor, 2016
Recorded 10-14 Tackles	11, Braxton Lewis at Iowa State, 2019
Two Players with 10+ Tackles	12, Ty Summers and 11, Denzel Johnson vs. TCU, 2016
Recorded 5+ Sacks	Never*
Recorded 4 Sacks	Never*
Recorded 3 Sacks	3.0, Nik Bonitto at Oklahoma, 2020
Forced 2 fumbles	K.J. Smith at Baylor, 2014

INDIVIDUAL SPECIAL TEAMS

Returned a Kickoff for a Touchdown	Tristan Ebner at Baylor, 2020
Kickoff Return of 100 Yards	Tristan Ebner at Baylor, 2020
Two returns for TDs	Phillip Brooks at Kansas State, 2020 (Punts)
Punt Return for a Touchdown	Derius Davis vs. TCU, 2020
Blocked a Punt	Brayden Willis at Oklahoma, 2018
Blocked a Punt Return for a TD	Curtis Bolton at Oklahoma, 2018
Blocked a FG	Nick McCann vs. Texas Tech, 2019
Blocked FG Return for a TD	Deonte Roberts (64) vs. Rutgers, 2018
Blocked a PAT	Malcolm Roach at Texas, 2019
Returned a PAT for a Two-Point Conversion	D'Shawn Jamison at Texas, 2019
Made 5+ Field Goals	5, Jeff Jacke, at Missouri, 1992
Made 4+ Field Goals	Chris Callahan, at Baylor, 2014
Made a Field Goal of 50+ Yards	52, M. McCrane, at Kansas State, 2014
Recorded a 70+ yard Punt	73, Quinn Sharp, Oklahoma State, 2012
Recorded a 60-69 yard Punt	64, Nick O'Toole, vs. West Virginia, 2015





RECORD BOOK

RUSHING RECORDS

CAREER RECORDS

Name	Years	Att.	Yards	Avg.	TDs
1. June Henley	1993-96	823	3,841	4.7	41
2. Tony Sands	1988-91	778	3,788	4.9	28
3. James Sims	2010-13	798	3,592	4.6	34
4. Laverne Smith	1973-76	472	3,074	6.5	21
5. Clark Green	2002-05	641	2,754	4.3	13
6. Gale Sayers	1962-64	412	2,675	6.5	19
7. John Riggins	1968-70	518	2,659	5.1	19
8. David Winbush	1997-2000	565	2,608	4.6	22
9. Pooka Williams Jr.	2018-20	415	2,382	5.7	12
10. L.T. Levine	1992-95	422	2,248	5.3	21
11. Jon Cornish	2003-06	387	2,245	5.8	17
12. Jake Sharp	2006-09	456	2,239	4.9	23
13. Kerwin Bell	1980-83	450	1,970	4.4	14
14. Charlie Hoag	1950-52	343	1,914	5.6	16
15. Norris Banks	1975-77	438	1,862	4.3	4
16. Arnold Snell	1986-88	431	1,762	4.1	8
17. Khalil Herbert	2016-19	320	1,735	5.4	14
18. Nolan Cromwell	1975-76	355	1,664	4.7	16
19. Tony Pierson	2011-14	284	1,642	5.8	9
20. Donnie Shanklin	1966-68	324	1,630	5.0	11

Attempts	No.	Years
1. June Henley	823	1993-96
2. James Sims	798	2010-13
3. Tony Sands	778	1988-91
4. Clark Green	641	2002-05
5. David Winbush	565	1997-2000
6. John Riggins	518	1968-70
7. Laverne Smith	472	1973-76
8. Jake Sharp	456	2006-09
9. Kerwin Bell	450	1980-83
10. Arnold Snell	431	1986-88

Touchdowns	No.	Years
1. June Henley	41	1993-96
2. James Sims	34	2010-13
3. Tony Sands	28	1988-91
4. Jake Sharp	23	2006-09
Brandon McAnderson	23	2004-07
Chip Hilleary	23	1989-92
7. David Winbush	22	1997-2000
8. Bill Whittemore	21	2002-03
L.T. Levine	21	1992-95
Laverne Smith	21	1973-76

Yards Per Carry	
(Min. 500 Att.)	5.1, John Riggins, 1968-70 (2,659 yards on 518 attempts)
(Min. 400 Att.)	6.51, Laverne Smith, 1973-76 (3,074 yards on 472 attempts)
(Min. 300 Att.)	6.51, Laverne Smith, 1973-76 (3,074 yards on 472 attempts)

Yards Per Game	Avg.	Years
1. June Henley	91.5	1993-97
(3,841 yards in 42 games)		
2. Tony Sands	86.1	1988-91
(3,788 yards in 44 games)		

200-Yard Games	No.	Years
1. June Henley	5	1993-96
2. Tony Sands	3	1988-91
3. 11 tied with	1	

(Most recent: Pooka Williams Jr. (252), vs. Oklahoma, 2018)

100-Yard Games	No.	Years
1. Tony Sands	17	1988-91
2. James Sims	15	2010-13
3. June Henley	13	1993-96
Laverne Smith	13	1973-76
5. Jon Cornish	12	2003-06
6. Gale Sayers	11	1962-64
7. Clark Green	9	2002-05
Pooka Williams Jr.	9	2018-Pres.
9. Jake Sharp	8	2006-09
10. L.T. Levine	7	1992-95
Kerwin Bell	7	1980-83
Nolan Cromwell	7	1975-76
John Riggins	7	1968-70
Wade Stinson	7	1949-50

Yards by a Quarterback	No.	Years
1. Nolan Cromwell	1,664	1975-76
2. Chip Hilleary	1,290	1989-92
3. Bill Whittemore	1,083	2002-03
4. Bobby Douglass	1,015	1966-68

SEASON RECORDS

Yards	No.	Year
1. Jon Cornish, Sr.	1,457	2006
2. Tony Sands, Sr.	1,442	1991
3. June Henley, Sr.	1,349	1996
4. Laverne Smith, So.	1,181	1974
5. John Riggins, Sr.	1,131	1970
6. Wade Stinson, Jr.	1,129	1950
7. June Henley, Fr.	1,127	1993
8. Pooka Williams Jr., Fr.	1,125	2018
Brandon McAnderson, Sr.	1,125	2007
Gale Sayers, So.	1,125	1962
11. Nolan Cromwell, Jr.	1,124	1975
12. Kerwin Bell, Fr.	1,114	1980
13. James Sims, Jr.	1,113	2012
14. James Sims, Sr.	1,110	2013
15. Tony Sands, So.	1,109	1989
16. Pooka Williams Jr., So.	1,061	2019
17. Laverne Smith, Sr.	978	1976

Attempts	No.	Year
1. June Henley, Sr.	302	1996
2. Tony Sands, Sr.	272	1991
3. Jon Cornish, Sr.	250	2006
4. June Henley, Fr.	233	1993
5. James Sims, Sr.	230	2013
6. Kerwin Bell, So.	228	1980
7. James Sims, Jr.	218	2012
Nolan Cromwell, Jr.	218	1975
9. Tony Sands, So.	216	1989
10. David Winbush, So.	209	1998
John Riggins, Sr.	209	1970

Touchdowns	No.	Year
1. June Henley, Sr.	17	1996
2. Brandon McAnderson, Sr.	16	2007
3. Chip Hilleary, Jr.	14	1991
Wade Stinson, Jr.	14	1950
5. June Henley, Fr.	13	1993
Bud Laughlin, Fr.	13	1951
7. Jake Sharp, Jr.	12	2008
Maurice Douglas, Sr.	12	1992
John Riggins, Sr.	12	1970
Bobby Douglass, Sr.	12	1968
11. Bill Whittemore, Jr.	11	2002
L.T. Levine, Jr.	11	1994
Tony Sands, So.	11	1989

Yards Per Carry	
(Min. 200 Att.)	5.8, Jon Cornish, 2006 (1,457 yards on 250 attempts)
(Min. 150 Att.)	7.1, Gale Sayers, 1962 (1,125 yards on 158 attempts)

Yards Per Game	Avg.	Year
1. June Henley, Sr.	134.9	1996
(1,349 in 10 games)		
2. Tony Sands, Sr.	131.1	1991
(1,442 in 11 games)		
3. Jon Cornish, Sr.	121.4	2006
(1,457 in 12 games)		
4. Wade Stinson, Jr.	112.9	1950
(1,129 in 10 games)		
5. James Sims, Jr.	112.6	2012
(1,013 in 9 games)		

200-Yard Games	No.	Year
1. June Henley, Sr.	4	1996
2. Tony Sands, So.	2	1989

100-Yard Games	No.	Year
1. Jon Cornish, Sr.	8	2006
Tony Sands, Sr.	8	1991
3. Laverne Smith, So.	7	1974
Wade Stinson, Jr.	7	1950
5. James Sims, Jr.	6	2012
Kerwin Bell, Fr.	6	1980

Consecutive 100-Yard Games	
1. James Sims	6
2. Tony Sands	5
* last game of 1990 and first four of 1991	
Laverne Smith	5

Most Yards In Consecutive Games	
1. Tony Sands, Sr.	500
(104 vs. Colorado; 396 vs. Missouri)	
2. Nolan Cromwell, Jr.	481
(294 vs. Oregon State; 187 vs. Wisconsin)	
3. Khalil Herbert, So.	428
(137 at Ohio; 291 vs. West Virginia)	

Most Yards In Three Consecutive Games	
1. June Henley, Sr.	604
(187 vs. Ball State; 201 vs. TCU; 216 vs. Utah)	
2. Tony Sands, Sr.	556
(56 vs. Nebraska; 104 vs. Colorado; 396 vs. Missouri)	

Yards By A QB	No.	Year
1. Nolan Cromwell, Jr.	1,124	1975
2. Bill Whittemore, Jr.	549	2002
3. Chip Hilleary, Sr.	537	1992
4. Bill Whittemore, Sr.	534	2003



JUNE HENLEY – Holds the Kansas career rushing records in yards (3,841), attempts (823) and touchdowns (38), which he set during the 1993-96 seasons.

GAME RECORDS

Name	Yards	Opponent, Date
1. Tony Sands, Sr.	396	vs. Missouri, 11-23-91
2. Nolan Cromwell, Jr.	294	vs. Oregon St., 9-27-75
3. Khalil Herbert, So.	291	vs. WVU, 9-23-17
4. Gale Sayers, So.	283	vs. Okla. St., 10-27-62
5. David Winbush, So.	268	vs. Colorado, 10-24-98
6. Pooka Williams Jr., Fr.	252	vs. Oklahoma, 11-17-18
7. Wade Stinson, Jr.	239	vs. Utah, 11-4-50
8. June Henley, Fr.	237	vs. Iowa St., 10-16-93
9. Laverne Smith, Jr.	236	vs. Missouri, 11-22-75
10. Reggie Duncan, So.	227	vs. Texas Tech, 10-6-01
11. June Henley, Sr.	226	vs. Iowa State, 11-2-96
12. L.T. Levine, Jr.	221	vs. Missouri, 11-19-94
13. Tony Sands, So.	217	vs. Kansas St., 10-28-89
14. June Henley, Sr.	216	vs. Utah, 9-28-96
Kerwin Bell, Fr.	216	vs. Kansas St., 11-1-80
16. Tony Sands, So.	215	vs. Missouri, 11-18-89
17. James Sims, Sr.	211	vs. WVU, 11-16-13
18. June Henley, Sr.	209	vs. Texas, 11-16-96
19. Tony Pierson, So.	202	at Texas Tech, 11-10-12
20. Jon Cornish, Sr.	201	vs. Kansas St., 11-18-06
June Henley, Sr.	201	vs. TCU, 9-14-96

Yards in a Half	Yards	Game, Date
1. Tony Sands, Sr.	240	vs. Missouri (2nd), 11-23-91

Yards in a Quarter	Yards	Game, Date
1. June Henley, Fr.	148	vs. Iowa St. (2nd), 10-16-93

Rushing Attempts	Att.	Game, Date
1. Tony Sands, Sr.	58	vs. Missouri, 11-23-91
2. June Henley, Fr.	44	vs. Texas, 11-16-93
3. June Henley, Sr.	41	vs. Utah, 9-28-96
4. June Henley, Sr.	40	vs. Iowa State, 11-2-96
5. Reggie Duncan, So.	38	vs. Texas Tech, 10-6-01
Kerwin Bell, So.	38	vs. Kansas State, 11-1-80
Jerome Nelloms, Sr.	38	vs. Oklahoma St., 11-4-72
8. June Henley, Fr.	37	vs. Nebraska, 11-6-93
9. Khalil Herbert, So.	36	vs. West Virginia, 9-23-17
10. Kerwin Bell, Fr.	35	vs. Iowa State, 10-18-80

Half	Att.	Game, Date
1. Tony Sands, Sr.	34	vs. Missouri (2nd), 11-23-91

Quarter	Att.	Game, Date
1. Tony Sands, Sr.	19	vs. Missouri (4th), 11-23-91

Game Yards Per Attempt (Min. 30 attempts)	8.1, Khalil Herbert, So., vs. West Virginia, 2017 (291-36)
(Min. 25)	10.5, Nolan Cromwell, Jr., vs. Oregon State, 1975 (294-28)
(Min. 20)	12.9, Gale Sayers, So., vs. Oklahoma State, 1962 (283-22)
(Min. 15)	15.7, Laverne Smith, Jr., vs. Missouri, 1975 (236-15)

Game Touchdowns	TD	Opponent, Year
1. James Sims, Fr.	4	vs. Colorado, 2010
Jake Sharp, Jr.	4	vs. Kansas State, 2008
Brandon McAnderson, Sr.	4	vs. Nebraska, 2007
June Henley, Sr.	4	vs. TCU, 1996
Tony Sands, Sr.	4	vs. Missouri, 1991
Curtis McClinton, Sr.	4	vs. California, 1961
Charlie Black	4	vs. Washington (Mo.), 1923
8. Several with	3	
(Most Recent: Jake Sharp, vs. Colorado, 2008)		

Yards By A QB	Yards	Opponent, Date
1. Nolan Cromwell, Jr.	294	vs. Oregon State, 9-27-75
2. Nolan Cromwell, Jr.	187	vs. Wisconsin, 10-4-75
3. Bill Whittemore, Jr.	177	vs. Tulsa, 9-28-02
4. Nolan Cromwell, Jr.	134	vs. Iowa State, 10-18-75

Longest Rush	Yards	Opponent, Date
1. Eric Vann, Sr.	99	vs. Oklahoma, 10-4-97
Gale Sayers, Jr.	99	vs. Nebraska, 11-9-63
3. Gale Sayers, So.	96	vs. Okla. State, 10-27-62
4. Walter Mack, Jr.	90	vs. Colorado, 11-15-80
5. John Riggins, So.	83 ¹	vs. Kansas St., 11-16-68
6. Khalil Herbert	82 ¹	vs. Boston College, 9-3-19
7. Gale Sayers, Sr.	81	vs. Wyoming, 10-3-64
8. Frank Hatchett, So.	80	vs. Okla. State, 11-12-88
Kerwin Bell, Fr.	80	vs. Okla. State, 10-25-80
Laverne Smith, Jr.	80	vs. Iowa State, 10-18-75

¹non-scoring/+ longest rush by a quarterback

YEARLY LEADERS

YEAR	PLAYER	ATT.	YARDS
1937	Clarence Douglass, So.	72	376
1938	Dick Amerine, So.	58	277
1939	Ed Hall, So.	44	189
1940	Ed Hall, Jr.	109	294
1941	Ray Niblo, So.	87	241
1942	Ray Evans, Jr.	111	293
1943	Bob George	42	180
1944	Charlie Moffatt, So.	80	300
1945	Dick Bertuzzi, Fr.	76	360
1946	Ray Evans, Sr.	112	459
1947	Forrest Griffith, So.	86	483
1948	Forrest Griffith, Jr.	96	368
1949	Bud French, Sr.	86	510
1950	Wade Stinson, Jr.	167	1,129
1951	Bob Brandeberry, Jr.	136	649
1952	Charlie Hoag, Sr.	93	469
1953	Don Hess, Jr.	83	369
1954	Bud Laughlin, Sr.	94	339
1955	John Francisco, So.	107	459
1956	Homer Floyd, So.	134	638
1957	Homer Floyd, Jr.	127	505
1958	Homer Floyd, Sr.	103	391
1959	Curtis McClinton, So.	91	472
1960	Bert Coan, So.	73	488
1961	Ken Coleman, So.	130	656
1962	Gale Sayers, So.	158	1,125
1963	Gale Sayers, Jr.	132	917
1964	Gale Sayers, Sr.	122	633
1965	Dan Miller, Jr.	66	356
1966	Donnie Shanklin, So.	182	732
1967	Bobby Douglass, Sr.	175	415
1968	John Riggins, So.	139	866
1969	John Riggins, Jr.	170	662
1970	John Riggins, Sr.	209	1,131
1971	Delvin Williams, So.	102	509
1972	Jerome Nelloms, Sr.	179	684
1973	Delvin Williams, Sr.	198	762
1974	Laverne Smith, So.	176	1,181
1975	Nolan Cromwell, Jr.	218	1,124
1976	Laverne Smith, Sr.	148	978
1977	Norris Banks, Sr.	162	655
1978	Mike Higgins, Jr.	68	270
1979	Harry Sydney, Jr.	123	541
1980	Kerwin Bell, Fr.	228	1,114
1981	Garfield Taylor, So.	167	728
1982	Dino Bell, So.	110	370
1983	Kerwin Bell, Sr.	115	498
1984	Lynn Williams, Jr.	172	776
1985	Lynn Williams, Sr.	172	373
1986	Arnold Snell, So.	163	672
1987	Arnold Snell, Jr.	184	691
1988	Tony Sands, Fr.	103	480
1989	Tony Sands, So.	216	1,109
1990	Tony Sands, Jr.	186	757
1991	Tony Sands, Sr.	273	1,442
1992	Maurice Douglas, Sr.	198	899
1993	June Henley, Fr.	233	1,127
1994	L.T. Levine, Jr.	128	803
1995	L.T. Levine, Sr.	156	841
1996	June Henley, Sr.	302	1,349
1997	Eric Vann, Sr.	196	796
1998	David Winbush, So.	209	974
1999	David Winbush, Jr.	123	595
2000	David Winbush, Sr.	163	701
2001	Reggie Duncan, So.	181	739
2002	Clark Green, Fr.	197	813
2003	Clark Green, So.	204	968
2004	John Randle, So.	147	572
2005	Jon Cornish, Jr.	134	780
2006	Jon Cornish, Sr.	250	1,457
2007	Brandon McAnderson, Sr.	190	1,125
2008	Jake Sharp, Jr.	186	860
2009	Toben Oporum, Fr.	133	554
2010	James Sims, Fr.	166	742
2011	James Sims, So.	182	727
2012	James Sims, Jr.	218	1,013
2013	James Sims, Sr.	230	1,110
2014	Corey Avery, Fr.	151	631
2015	Ke'aun Kinner, Jr.	134	566
2016	Ke'aun Kinner, Sr.	140	738
2017	Khalil Herbert, So.	120	663
2018	Pooka Williams Jr., Fr.	161	1,125
2019	Pooka Williams Jr., So.	203	1,061
2020	Velton Gardner	72	325

1,000 YARD RUSHING SEASONS

**WADE STINSON, JR.**
1,129 YARDS
1950

	ATT.	YARDS	TDS
Texas Christian	15	54	0
Denver	11	63	1
Colorado	15	91	1
Iowa State	24	119	2
Oklahoma A&M	7	116	1
Nebraska	15	121	2
Utah	24	239	3
Oklahoma	23	114	1
Kansas State	11	110	2
Missouri	22	102	1
TOTALS	167	1,129	14

**NOLAN CROMWELL, JR.**
1,124 YARDS
1975

	ATT.	YARDS	TDS
Washington State	5	16	0
Kentucky	9	28	1
Oregon State	28	284	1
Wisconsin	12	187	2
Nebraska	19	62	0
Iowa State	27	134	1
Oklahoma State	19	144	1
Kansas State	23	107	0
Oklahoma	23	69	1
Colorado	25	130	2
Missouri	20	53	0
TOTALS	210	1,124	9

**JUNE HENLEY, FR.**
1,127 YARDS
1993

	ATT.	YARDS	TDS
Florida State	9	45	0
Western Carolina	12	61	2
Michigan State	11	42	1
Utah	10	46	0
Colorado State	12	36	1
Kansas State	13	60	0
Iowa State	27	237	3
Oklahoma	32	178	1
Oklahoma State	20	93	0
Nebraska	18	148	1
Colorado	32	63	1
Missouri	32	118	2
TOTALS	233	1,127	12

**JAMES SIMS, JR.**
1,013 YARDS
2012

	ATT.	YARDS	TDS
Northern Illinois	18	91	2
Kansas State	28	115	1
Oklahoma State	27	138	1
Oklahoma	28	102	1
Texas	28	176	0
Baylor	21	126	1
Texas Tech	30	127	2
Iowa State	20	81	0
West Virginia	18	57	1
TOTALS	218	1,013	9

**GALE SAYERS, SO.**
1,125 YARDS
1962

	ATT.	YARDS	TDS
Texas Christian	27	114	0
Boston University	11	73	0
Colorado	14	122	1
Iowa State	14	94	1
Oklahoma	9	23	0
Oklahoma State	22	283	1
Kansas State	17	156	3
Nebraska	15	107	0
California	12	81	1
Missouri	17	72	0
TOTALS	158	1,125	7

**KERWIN BELL, FR.**
1,112 YARDS
1980

	ATT.	YARDS	TDS
Oregon	20	69	0
Pittsburgh	14	27	0
Louisville	21	103	1
Syracuse	32	143	1
Nebraska	18	69	0
Iowa State	35	156	1
Oklahoma State	25	149	2
Kansas State	38	216	1
Oklahoma	---	DNP	0
Colorado	17	157	1
Missouri	8	25	0
TOTALS	228	1,112	7

**JUNE HENLEY, SR.**
1,349 YARDS
1996

	ATT.	YARDS	TDS
Ball State	28	187	3
TCU	31	201	4
Utah	41	216	2
Oklahoma	27	63	2
Texas Tech	22	43	0
Colorado	26	80	1
Nebraska	DNP	---	---
Iowa State	40	226	3
Kansas State	19	42	0
Texas	44	209	2
Missouri	24	82	0
TOTALS	302	1,349	17

**JAMES SIMS, SR.**
1,110 YARDS
2013

	ATT.	YARDS	TDS
South Dakota	16	94	2
Rice	19	109	0
Louisiana Tech	20	78	0
Texas Tech	9	28	0
TCU	23	81	0
Oklahoma	23	129	2
Baylor	19	70	0
Texas	15	48	0
Oklahoma State	21	66	0
West Virginia	22	211	3
Iowa State	21	114	0
Kansas State	22	82	0
TOTALS	230	1,110	7

**JOHN RIGGINS, SR.**
1,131 YARDS
1970

	ATT.	YARDS	TDS
Washington State	28	125	1
Texas Tech	9	24	0
Syracuse	26	162	3
New Mexico	20	107	1
Kansas State	16	78	0
Nebraska	18	76	1
Iowa State	17	93	2
Oklahoma State	19	76	1
Colorado	13	83	1
Oklahoma	22	178	2
Missouri	24	129	0
TOTALS	212	1,131	12

**TONY SANDS, SO.**
1,109 YARDS
1989

	ATT.	YARDS	TDS
Montana State	20	102	2
Louisville	11	19	0
Kent State	22	146	2
Baylor	9	52	0
Oklahoma	21	63	0
Iowa State	11	43	1
Colorado	22	115	1
Kansas State	31	217	2
Oklahoma State	14	54	0
Nebraska	26	86	0
Missouri	29	215	3
TOTALS	216	1,109	11

**JON CORNISH, SR.**
1,457 YARDS
2006

	ATT.	YARDS	TDS
Northwestern State	13	140	1
Louisiana Monroe	23	103	0
Toledo	20	89	0
South Florida	26	105	1
Nebraska	31	145	1
Texas A&M	23	128	1
Oklahoma State	10	55	0
Baylor	24	196	2
Colorado	23	80	0
Iowa State	17	89	0
Kansas State	25	201	2
Missouri	15	126	1
TOTALS	250	1,457	8

**POOKA WILLIAMS, FR.**
1,125 YARDS
2018

	ATT.	YARDS	TDS
Central Michigan	14	125	2
Rutgers	19	163	1
Baylor	14	89	0
Oklahoma State	13	97	1
West Virginia	12	65	0
Texas Tech	16	81	0
TCU	11	33	0
Iowa State	17	58	0
Kansas State	14	59	0
Oklahoma	15	252	2
Texas	16	103	1
TOTALS	161	1,125	7

**LAVERNE SMITH, SO.**
1,171 YARDS
1974

	ATT.	YARDS	TDS
Washington State	17	119	1
Tennessee	18	151	0
Florida State	15	102	0
Texas A&M	20	135	1
Kansas State	17	139	1
Nebraska	10	25	0
Iowa State	13	48	0
Oklahoma State	22	171	1
Colorado	17	172	1
Oklahoma	12	30	0
Missouri	15	79	0
TOTALS	176	1,171	5

**TONY SANDS, SR.**
1,454 YARDS
1991

	ATT.	YARDS	TDS
Toledo	19	174	1
Tulsa	27	157	1
New Mexico State	19	105	0
Virginia	27	137	0
Kansas State	13	29	0
Iowa State	23	106	1
Oklahoma	21	88	0
Oklahoma State	30	102	1
Nebraska	11	56	0
Colorado	25	104	1
Missouri	58	396	4
TOTALS	273	1,454	9

**BRANDON MCANDERSON, SR.**
1,126 YARDS
2007

	ATT.	YARDS	TDS
Central Michigan	16	110	0
Southeastern Louisiana	11	60	2
Toledo	12	52	2
Florida International	13	105	2
Kansas State	12	81	0
Baylor	10	53	1
Colorado	7	44	0
Texas A&M	21	183	2
Nebraska	25	119	4
Oklahoma State	25	132	2
Iowa State	9	70	0
Missouri	14	42	2
Virginia Tech	15	75	0
TOTALS	190	1,126	17

**POOKA WILLIAMS, SO.**
1,061 YARDS
2019

	ATT.	YARDS	TDS
Coastal Carolina	22	99	0
Boston College	22	121	1
West Virginia	15	76	0
TCU	8	12	0
Oklahoma	23	137	0
Texas	25	190	2
Texas Tech	21	69	0
Kansas State	14	61	0
Oklahoma State	12	26	0
Iowa State	19	154	0
Baylor	22	116	0
TOTALS	203	1,061	3

100 YARD RUSHING GAMES

YDS.	PLAYER	OPPONENT	DATE	YDS.	PLAYER	OPPONENT	DATE	YDS.	PLAYER	OPPONENT	DATE
107	Ken Coleman, So.	Rice	Dec. 16, 1961	157	Kerwin Bell, So.	Colorado	Nov. 15, 1980	160	Clark Green, Fr.	Oklahoma State	Nov. 16, 2002
114	Gale Sayers, So.	Texas Christian	Sept. 22, 1962	135	Garfield Taylor, So.	Kentucky	Sept. 19, 1981	117	Clark Green, So.	UNLV	Sept. 6, 2003
122	Gale Sayers, So.	Colorado	Oct. 6, 1962	101	Frank Seurer*, So.	Iowa State	Nov. 7, 1981	108	Clark Green, So.	Jacksonville St.	Sept. 20, 2003
105	Roger McFarland, Sr.	Iowa State	Oct. 13, 1962	123	Garfield Taylor, So.	Colorado	Nov. 14, 1981	103	Clark Green, So.	Colorado	Oct. 11, 2003
283	Gale Sayers, So.	Oklahoma State	Oct. 27, 1962	103	Garfield Taylor, So.	Missouri	Nov. 21, 1981	104	John Randle, So.	Toledo	Sept. 11, 2004
156	Gale Sayers, So.	Kansas State	Nov. 3, 1962	112	E.J. Jones, Jr.	Iowa State	Nov. 6, 1982	105	John Randle, So.	Nebraska	Oct. 2, 2004
107	Gale Sayers, So.	Nebraska	Nov. 10, 1962	114	Kerwin Bell, Sr.	Kansas State	Oct. 15, 1983	105	John Randle, So.	Kansas State	Oct. 9, 2004
142	Arman Baughman, So.	California	Nov. 17, 1962	103	Robert Mimbs, So.	Colorado	Nov. 5, 1983	118	Clark Green, Jr.	Missouri	Nov. 20, 2004
122	Gale Sayers, Jr.	Syracuse	Sept. 28, 1963	150	Robert Mimbs, Jr.	Wichita State	Sept. 8, 1984	107	Clark Green, Sr.	Florida Atlantic	Sept. 3, 2005
110	Gale Sayers, Jr.	Oklahoma	Oct. 19, 1963	119	Lynn Williams, Jr.	Kansas State	Oct. 13, 1984	103	Jon Cornish, Jr.	Appalachian St.	Sept. 10, 2005
104	Gale Sayers, Jr.	Oklahoma State	Oct. 26, 1963	120	Lynn Williams, Jr.	Colorado	Nov. 3, 1984	111	Jon Cornish, Jr.	Texas Tech	Oct. 1, 2005
100	Steve Renko, So.	Oklahoma State	Oct. 26, 1963	100	Arnold Snell, Fr.	Kansas State	Oct. 19, 1985	125	Clark Green, Sr.	Missouri	Oct. 29, 2005
144	Gale Sayers, Jr.	Nebraska	Nov. 9, 1963	168	Arnold Snell, So.	Indiana State	Sept. 27, 1986	100	Clark Green, Sr.	Nebraska	Nov. 5, 2005
129	Gale Sayers, Sr.	Wyoming	Oct. 3, 1964	124	Arnold Snell, Jr.	Kansas State	Nov. 7, 1987	101	Jon Cornish, Jr.	Nebraska	Nov. 5, 2005
109	Ron Oelschlager, Sr.	Iowa State	Oct. 10, 1964	100	Arnold Snell, Jr.	Oklahoma State	Nov. 14, 1987	101	Jon Cornish, Jr.	Houston	Dec. 23, 2005
110	Gale Sayers, Sr.	Kansas State	Oct. 31, 1964	122	Tony Sands, Sr.	Kansas State	Nov. 5, 1988	140	Jon Cornish, Jr.	Northwestern St.	Sept. 2, 2006
112	Daniel Miller, Jr.	Missouri	Nov. 20, 1965	112	Frank Hatchett, So.	Oklahoma State	Nov. 12, 1988	103	Jon Cornish, Sr.	Louisiana Monroe	Sept. 9, 2006
134	Donnie Shanklin, So.	Texas Tech	Sept. 17, 1966	177	Tony Sands, Fr.	Oklahoma State	Nov. 12, 1988	105	Jon Cornish, Sr.	South Florida	Sept. 23, 2006
114	Donnie Shanklin, So.	Kansas State	Oct. 29, 1966	102	Tony Sands, Sr.	Montana State	Sept. 2, 1989	145	Jon Cornish, Sr.	Nebraska	Sept. 30, 2006
122	Bobby Douglass*, Jr.	Kansas State	Nov. 4, 1967	146	Tony Sands, So.	Kent State	Sept. 16, 1989	128	Jon Cornish, Sr.	Texas A&M	Oct. 7, 2006
159	Donnie Shanklin, Sr.	Indiana	Sept. 28, 1968	115	Tony Sands, So.	Colorado	Oct. 21, 1989	196	Jon Cornish, Sr.	Baylor	Oct. 21, 2006
162	John Riggins, So.	Colorado	Nov. 2, 1968	217	Tony Sands, So.	Kansas State	Oct. 28, 1989	201	Jon Cornish, Sr.	Kansas State	Nov. 18, 2006
108	Bobby Douglass*, Sr.	Colorado	Nov. 2, 1968	215	Tony Sands, So.	Missouri	Nov. 18, 1989	126	Jon Cornish, Sr.	Missouri	Nov. 25, 2006
189	John Riggins, So.	Kansas State	Nov. 16, 1968	169	Tony Sands, Jr.	Iowa State	Oct. 6, 1990	110	B. McAnderson, Sr.	Central Michigan	Sept. 1, 2007
111	Ron Jessie, Jr.	Missouri	Nov. 22, 1969	102	Chip Hilleary*, So.	Kansas State	Oct. 27, 1990	106	Jake Sharp, So.	Central Michigan	Sept. 1, 2007
178	John Riggins, Sr.	Oklahoma	Nov. 14, 1970	120	Chaka Johnson, So.	Nebraska	Nov. 10, 1990	127	Jake Sharp, So.	Toledo	Sept. 15, 2007
129	John Riggins, Sr.	Missouri	Nov. 21, 1970	123	Tony Sands, Jr.	Missouri	Nov. 17, 1990	105	B. McAnderson, Sr.	FIU	Sept. 22, 2007
125	John Riggins, Sr.	Washington St.	Sept. 12, 1970	105	Chaka Johnson, So.	Missouri	Nov. 17, 1990	110	Jake Sharp, So.	Baylor	Oct. 13, 2007
162	John Riggins, Sr.	Syracuse	Sept. 26, 1970	174	Tony Sands, Sr.	Toledo	Sept. 7, 1991	183	B. McAnderson, Sr.	Texas A&M	Oct. 27, 2007
107	John Riggins, Sr.	New Mexico	Oct. 3, 1970	157	Tony Sands, Sr.	Tulsa	Sept. 14, 1991	119	B. McAnderson, Sr.	Nebraska	Nov. 3, 2007
113	Jerome Nelloms, Jr.	Washington St.	Sept. 11, 1971	105	Tony Sands, Sr.	New Mexico St.	Sept. 21, 1991	132	B. McAnderson, Sr.	Oklahoma State	Nov. 10, 2007
101	Delvin Williams, So.	Florida State	Sept. 25, 1971	106	Tony Sands, Sr.	Iowa State	Oct. 19, 1991	118	Jake Sharp, Jr.	Colorado	Oct. 11, 2008
102	Delvin Williams, So.	Kansas State	Oct. 9, 1971	137	Tony Sands, Sr.	Virginia	Oct. 5, 1991	103	Jake Sharp, Jr.	Oklahoma	Oct. 18, 2008
133	Jerome Nelloms, Jr.	Oklahoma State	Oct. 30, 1971	102	Tony Sands, Sr.	Oklahoma State	Nov. 2, 1991	181	Jake Sharp, Jr.	Kansas State	Nov. 1, 2008
112	Delvin Williams, Jr.	Wyoming	Sept. 23, 1972	104	Tony Sands, Sr.	Colorado	Nov. 16, 1991	123	Jake Sharp, Sr.	No. Colorado	Sept. 5, 2009
114	Robert Miller, Jr.	Iowa State	Oct. 28, 1972	396	Tony Sands, Sr.	Missouri	Nov. 23, 1991	104	Jake Sharp, Sr.	UTEP	Sept. 12, 2009
112	Jerome Nelloms, Sr.	Oklahoma State	Nov. 4, 1972	113	Chip Hilleary, So.	California	Sept. 24, 1992	109	Toben Oporum, Fr.	So. Mississippi	Sept. 26, 2009
105	Delvin Williams, Sr.	Minnesota	Sept. 29, 1973	127	Maurice Douglas, Sr.	Kansas State	Oct. 10, 1992	101	James Sims, Fr.	Georgia Tech	Sept. 11, 2010
117	Delvin Williams, Sr.	Kansas State	Oct. 13, 1973	115	Maurice Douglas, Sr.	Oklahoma	Oct. 24, 1992	115	James Sims, Fr.	New Mexico St.	Sept. 25, 2010
104	Robert Miller, Jr.	NC State	Dec. 17, 1973	10	Monte Cozzens, Sr.	Oklahoma	Oct. 24, 1992	123	James Sims, Fr.	Colorado	Nov. 6, 2010
119	Laverne Smith, So.	Washington St.	Sept. 14, 1974	101	Monte Cozzens, Sr.	Oklahoma State	Nov. 2, 1992	104	James Sims, So.	McNeese State	Sept. 3, 2011
180	Robert Miller, Sr.	Washington St.	Sept. 14, 1974	103	Maurice Douglas, Sr.	Colorado	Nov. 16, 1992	117	James Sims, So.	Northern Illinois	Sept. 10, 2011
151	Laverne Smith, So.	Tennessee	Sept. 21, 1974	180	Maurice Douglas, Sr.	Missouri	Nov. 23, 1992	101	Brandon Bourbon, Fr.	Texas Tech	Oct. 1, 2011
102	Laverne Smith, So.	Florida State	Sept. 28, 1974	115	L.T. Levine, So.	Kansas State	Oct. 9, 1993	109	Darrian Miller, Fr.	Baylor	Nov. 12, 2011
104	Robert Miller, Sr.	Florida State	Sept. 28, 1974	237	June Henley, Fr.	Iowa State	Oct. 16, 1993	121	Taylor Cox, So.	South Dakota St.	Sept. 1, 2012
135	Laverne Smith, So.	Texas A&M	Oct. 5, 1974	178	June Henley, Fr.	Oklahoma	Oct. 23, 1993	124	Tony Pierson, So.	South Dakota St.	Sept. 1, 2012
142	Robert Miller, Sr.	Texas A&M	Oct. 5, 1974	148	June Henley, Fr.	Nebraska	Nov. 6, 1993	120	Tony Pierson, So.	Rice	Sept. 8, 2012
139	Laverne Smith, So.	Kansas State	Oct. 12, 1974	118	June Henley, Fr.	Missouri	Nov. 20, 1993	115	James Sims, Jr.	Kansas State	Oct. 6, 2012
171	Laverne Smith, So.	Oklahoma State	Nov. 2, 1974	119	Mark Sanders, Fr.	Missouri	Nov. 20, 1993	138	James Sims, Jr.	Oklahoma State	Oct. 13, 2012
182	Laverne Smith, So.	Colorado	Nov. 9, 1974	117	June Henley, So.	Houston	Sept. 1, 1994	102	James Sims, Jr.	Oklahoma	Oct. 20, 2012
294	Nolan Cromwell*, Jr.	Oregon State	Sept. 27, 1975	118	June Henley, So.	Texas Christian	Sept. 17, 1994	176	James Sims, Jr.	Texas	Oct. 27, 2012
187	Nolan Cromwell*, Jr.	Wisconsin	Oct. 4, 1975	135	Mark Sanders, So.	Iowa State	Oct. 15, 1994	126	James Sims, Jr.	Baylor	Nov. 3, 2012
134	Nolan Cromwell*, Jr.	Iowa State	Oct. 18, 1975	161	L.T. Levine, Jr.	Oklahoma State	Oct. 29, 1994	127	James Sims, Jr.	Texas Tech	Nov. 10, 2012
169	Laverne Smith, Jr.	Iowa State	Oct. 18, 1975	221	L.T. Levine, Jr.	Missouri	Nov. 19, 1994	202	Tony Pierson, So.	Texas Tech	Nov. 10, 2012
107	Nolan Cromwell*, Jr.	Kansas State	Nov. 1, 1975	134	L.T. Levine, Sr.	Texas Christian	Sept. 14, 1995	109	James Sims, Sr.	Rice	Sept. 14, 2013
130	Nolan Cromwell*, Jr.	Colorado	Nov. 15, 1975	160	June Henley, Jr.	Texas Christian	Sept. 14, 1995	129	James Sims, Sr.	Oklahoma	Oct. 19, 2013
113	Dennis Wright, Jr.	Missouri	Nov. 22, 1975	105	L.T. Levine, Sr.	Houston	Sept. 23, 1995	211	James Sims, Sr.	West Virginia	Nov. 16, 2013
120	Norris Banks, So.	Missouri	Nov. 22, 1975	137	June Henley, Jr.	Colorado	Oct. 7, 1995	114	James Sims, Sr.	Iowa State	Nov. 13, 2013
236	Laverne Smith, Jr.	Missouri	Nov. 22, 1975	116	L.T. Levine, Sr.	Iowa State	Oct. 14, 1995	121	De'Andre Mann, Jr.	SEMO	Sept. 6, 2014
113	Nolan Cromwell*, Sr.	Oregon State	Sept. 4, 1976	101	L.T. Levine, Sr.	Oklahoma	Oct. 21, 1995	103	Corey Avery, Fr.	Iowa State	Nov. 8, 2014
142	Laverne Smith, Sr.	Washington St.	Sept. 11, 1976	100	L.T. Levine, Sr.	Missouri	Nov. 4, 1995	101	Tony Pierson, Sr.	Iowa State	Nov. 8, 2014
115	Laverne Smith, Sr.	Wisconsin	Oct. 2, 1976	187	June Henley, Sr.	Bail State	Aug. 29, 1996	157	Ke'aun Kinner, Jr.	S. Dakota St.	Sept. 5, 2015
123	Nolan Cromwell*, Sr.	Wisconsin	Oct. 2, 1976	201	June Henley, Sr.	Texas Christian	Sept. 14, 1996	113	Ke'aun Kinner, Jr.	Memphis	Sept. 12, 2015
131	Laverne Smith, Sr.	Colorado	Nov. 13, 1976	216	June Henley, Sr.	Utah	Sept. 28, 1996	107	De'Andre Mann, Jr.	Texas Tech	Oct. 17, 2015
111	Mark Vicendese, So.	Missouri	Nov. 20, 1976	226	June Henley, Sr.	Iowa State	Nov. 2, 1996	145	Ke'aun Kinner, Sr.	Oklahoma State	Oct. 22, 2016
150	Laverne Smith, Sr.	Missouri	Nov. 20, 1976	209	June Henley, Sr.	Texas	Nov. 16, 1996	152	Ke'aun Kinner, Sr.	Iowa State	Nov. 12, 2016
128	Billy Campfield, Sr.	Oklahoma State	Oct. 22, 1977	137	Eric Vann, Sr.	Missouri	Sept. 13, 1997	137	Khalil Herbert, So.	Ohio	Sept. 16, 2017
101	Max Ediger, Jr.	Kansas State	Nov. 5, 1977	137	Eric Vann, Sr.	Oklahoma	Oct. 4, 1997	291	Khalil Herbert, So.	West Virginia	Sept. 23, 2017
100	Harry Sydney, So.	Oklahoma	Oct. 14, 1978	126	Eric Vann, Sr.	Iowa State	Nov. 1, 1997	125	Pooka Williams Jr.	Central Michigan	Sept. 8, 2018
101	Harry Sydney, Jr.	North Texas	Sept. 29, 1979	268	David Winbush, So.	Colorado	Oct. 24, 1998	163	Pooka Williams Jr.	Rutgers	Sept. 15, 2018
124	Walter Mack, So.	North Texas	Sept. 29, 1979	131	David Winbush, So.	North Texas	Nov. 7, 1998	252	Pooka Williams Jr.	Oklahoma	Nov. 17, 2018
121	Harry Sydney, Jr.	Iowa State	Oct. 20, 1979	134	David Winbush, Jr.	CS Northridge	Sept. 11, 1999	103	Pooka Williams Jr.	Texas	Nov. 23, 2018
110	Harry Sydney, Jr.	Kansas State	Nov. 3, 1979	101	Mitch Bowles, Sr.	Kansas State	Oct. 9, 1999	121	Pooka Williams Jr.	Boston College	Sept. 13, 2019
165	Mike Higgins, Sr.	Kansas State	Nov. 3, 1979	106	Moran Norris, Jr.	Missouri	Oct. 23, 1999	187	Khalil Herbert	Boston College	Sept. 13, 2019
103	Kerwin Bell, So.	Louisville	Sept. 27, 1980	111	David Winbush, Jr.	Baylor	Nov. 6, 1999	137	Pooka Williams Jr.	Oklahoma	Oct. 5, 2019
143	Kerwin Bell, So.	Syracuse	Oct. 4, 1980	118	Moran Norris, Jr.	Oklahoma State	Nov. 13, 1999	190	Pooka Williams Jr.	Texas	Oct. 19, 2019
156	Kerwin Bell, So.	Iowa State	Oct. 18, 1980	120	David Winbush, Sr.	Texas Tech	Oct. 28, 2000	154	Pooka Williams Jr.	Iowa State	Nov. 23, 2019
149	Kerwin Bell, So.	Oklahoma State	Oct. 25, 1980	227	Reggie Duncan, So.	Texas Tech	Oct. 6, 2001	116	Pooka Williams Jr.	Baylor	Nov. 30, 2019
216	Kerwin Bell, So.	Kansas State	Nov. 1, 1980	168	Reggie Duncan, So.	Wyoming	Nov. 24, 2001	100	Amauri Pesek-Hickson	TCU	Nov. 28, 2020
100	Garfield Taylor, Fr.	Oklahoma	Nov. 8, 1980	131	Clark Green, Fr.	SMS	Sept. 14, 2002				
139	Walter Mack, Jr.	Colorado	Nov. 15, 1980	177	Bill Whittemore*, Jr.	Tulsa	Sept. 28, 2002				
				121	Bill Whittemore*, Jr.	Colorado	Oct. 12, 2002				

* - Indicates quarterback

CAREER PASSING LEADERS



1 TODD REESING

11,194 YARDS

2006-09

YEAR	G	ATT	CMP	PCT	YARDS	TDS	INT	LONG
2006	3	24	14	58.3	204	3	3	42 Colorado
2007	13	446	276	61.9	3,486	33	7	82 Oklahoma St.
2008	13	495	329	66.5	3,888	32	13	69 Oklahoma
2009	12	496	315	63.1	3,616	22	10	74 Missouri
TOTALS	41	1,461	932	63.3	11,194	90	33	82 OKLAHOMA ST.



6 MIKE NORSETH

4,677 YARDS

1984-85

YEAR	G	ATT	CMP	PCT	YARDS	TDS	INT	LONG
1984	11	239	136	56.9	1,682	9	6	87 Missouri
1985	12	408	227	55.6	2,995	15	11	65 Vanderbilt
TOTALS	23	647	363	56.1	4,677	24	17	87 MISSOURI




2 FRANK SEURER

6,410 YARDS

1980-83

YEAR	G	ATT	CMP	PCT	YARDS	TDS	INT	LONG
1980	10	146	64	43.8	797	5	11	72 Colorado
1981	11	176	89	50.5	1,199	4	11	62 Colorado
1982	10	259	127	49.0	1,625	7	15	80 Oklahoma St.
1983	11	353	187	53.0	2,789	14	19	74 USC
TOTALS	42	934	467	50.0	6,410	30	56	80 OKLAHOMA ST.



7 CHIP HILLEARY

4,598 YARDS

1989-92

YEAR	G	ATT	CMP	PCT	YARDS	TDS	INT	LONG
1989	5	9	2	22.0	18	0	0	16 Oklahoma
1990	11	224	129	57.6	1,730	7	11	72 Oklahoma St.
1991	11	188	98	52.1	1,267	6	5	50 Nebraska
1992	11	215	106	49.3	1,583	12	11	66 Colorado
TOTALS	38	636	335	52.7	4,598	25	27	72 OKLAHOMA ST.



3 KELLY DONOHOE

5,382 YARDS

1986-89

YEAR	G	ATT	CMP	PCT	YARDS	TDS	INT	LONG
1986	3	87	48	55.2	432	0	7	29 Missouri
1987	9	144	72	50.2	981	3	12	98 Colorado
1988	11	258	131	50.8	1,844	9	13	89 Nebraska
1989	11	256	141	55.1	2,125	12	13	80 Nebraska
TOTALS	34	745	392	52.6	5,382	24	45	98 COLORADO



8 BILL WHITTEMORE

4,051 YARDS

2002-03

YEAR	G	ATT	CMP	PCT	YARDS	TDS	INT	LONG
2002	9	305	151	49.5	1,666	11	6	39 UNLV
2003	10	263	159	60.5	2,385	18	6	74 Northwestern
TOTALS	19	568	310	54.5	4,051	29	12	74 NORTHWESTERN



4 DAVID JAYNES

5,132 YARDS

1971-73

YEAR	G	ATT	CMP	PCT	YARDS	TDS	INT	LONG
1971	6	137	64	46.7	748	7	8	50 Kansas State
1972	11	287	153	53.3	2,253	15	21	61 Colorado
1973	11	350	172	52.1	2,131	13	9	57 Oklahoma
TOTALS	28	754	389	51.6	5,132	35	38	61 COLORADO



9 DYLEN SMITH

6,410 YARDS

1999-2000

YEAR	G	ATT	CMP	PCT	YARDS	TDS	INT	LONG
1999	12	263	135	51.3	1,599	12	7	77 Nebraska
2000	11	306	140	45.8	1,963	10	11	77 Oklahoma
TOTALS	23	569	275	48.3	3,562	22	18	77 NEB./OKLA.



5 CARTER STANLEY

5,035 YARDS

2016-19

YEAR	G	ATT	CMP	PCT	YARDS	TDS	INT	LONG
2016	9	156	93	59.6	959	6	6	95 Kansas State
2017	8	185	101	54.6	1,108	4	7	60 Kansas State
2018	4	47	34	72.3	304	3	1	31 Oklahoma State
2019	12	371	226	60.9	2,664	24	11	75 West Virginia
TOTALS	33	759	454	59.8	5,035	37	25	95 KANSAS STATE



10 JORDAN WEBB

3,079 YARDS

2010-11

YEAR	G	ATT	CMP	PCT	YARDS	TDS	INT	LONG
2010	9	121	214	56.5	1,195	7	8	43 New Mexico State
2011	12	179	281	36.7	1,884	13	12	68 Oklahoma State
TOTALS	21	300	495	60.6	3,079	20	20	68 OKLAHOMA STATE

PASSING RECORDS

CAREER RECORDS

Total Yards	Yards	Years
1. Todd Reesing	11,194	2006-09
2. Frank Seurer	6,410	1980-83
3. Kelly Donohoe	5,382	1986-89
4. David Jaynes	5,132	1971-73
5. Carter Stanley	5,035	2016-19
6. Mike Norseth	4,677	1984-85
7. Chip Hilleary	4,598	1989-92
8. Bill Whittemore	4,051	2002-03
9. Dylon Smith	3,562	1999-2000
10. Jordan Webb	3,079	2010-11
11. Adam Barmann	3,020	2003-06
12. Bobby Douglass	2,817	1966-68
13. Montell Cozart	2,755	2013-16
14. Zac Wegner	2,640	1995-99
15. Ryan Willis	2,530	2015-16
16. Asheiki Preston	2,401	1991-94
17. Mike Orth	2,369	1983-84, 86-87
18. Ray Evans	2,368	1941-42, 46-47

Completions	No.	Years
1. Todd Reesing	932	2006-09
2. Frank Seurer	467	1980-83
3. Carter Stanley	354	2016-19
4. Kelly Donohoe	392	1986-89
5. David Jaynes	389	1971-73
6. Mike Norseth	363	1984-85
7. Chip Hilleary	335	1989-92
8. Peyton Bender	331	2017-18
9. Bill Whittemore	310	2002-03
10. Jordan Webb	300	2010-11

Attempts	No.	Years
1. Todd Reesing	1,461	2006-09
2. Frank Seurer	934	1980-83
3. Carter Stanley	759	2016-19
4. David Jaynes	754	1971-73
5. Kelly Donohoe	745	1986-89
6. Mike Norseth	647	1984-85
7. Chip Hilleary	636	1989-92
8. Peyton Bender	594	2017-18
9. Dylon Smith	569	1999-2000
10. Bill Whittemore	568	2002-03

Touchdown Passes	No.	Years
1. Todd Reesing	90	2006-09
2. Carter Stanley	37	2016-19
3. David Jaynes	35	1971-73
4. Frank Seurer	30	1980-83
5. Bill Whittemore	29	2002-03
6. Chip Hilleary	25	1989-92
7. Kelly Donohoe	24	1986-89
8. Mike Norseth	24	1984-85
9. Peyton Bender	23	2017-18
10. Dylon Smith	22	1999-2000

Percentage (min. 300 att.)	Pct.	Years
1. Todd Reesing	63.3 (932-of-1,461)	2006-09
2. Mark Williams	62.5 (195-of-312)	1994-95
3. Jordan Webb	60.6 (300-of-495)	2010-11
4. Carter Stanley	59.8 (454-of-759)	2016-2019
5. Asheiki Preston	58.1 (185-of-318)	1990-94
6. Adam Barmann	56.2 (296-of-527)	2003-06
7. Mike Norseth	56.1 (363-of-647)	1984-85
8. Ryan Willis	54.6 (236-of-432)	2015-16
9. Bill Whittemore	54.5 (310-of-568)	2002-03
10. Montell Cozart	54.4 (265-of-487)	2013-16

Yards Per Game

1. 273.0 - Todd Reesing (41 games), 2006-09
2. 213.2 - Bill Whittemore (19 games), 2002-03
3. 203.3 - Mike Norseth (23 games), 1984-85

400-Yard Passing Games	No.	Years
1. Todd Reesing	4	2006-09
2. Carter Stanley	2	2016-19
2. Six Players With One		
(Most recent: Carter Stanley vs. Texas Tech, 2019)		

300-Yard Passing Games	No.	Years
1. Todd Reesing	18	2006-09
2. Mike Norseth	4	1984-85
Frank Seurer	4	1980-83
Carter Stanley	4	2016-19
5. Peyton Bender	3	2017-18
David Jaynes	3	1971-73

200-Yard Passing Games	No.	Years
1. Todd Reesing	32	2006-08
2. Carter Stanley	13	2016-19
Bill Whittemore	13	2002-03
4. Mike Norseth	12	1984-85
Frank Seurer	12	1980-83
6. Kelly Donohoe	10	1986-89
David Jaynes	10	1971-73
8. Adam Barmann	8	2003-06

Most Career Yards vs. One Opponent

1,285 - Todd Reesing (4 games) vs. Missouri, 2006-09

Consecutive Games Completing a Pass

42 - Frank Seurer (10 games in 1980, 11 games in 1981, 10 games in 1982 and 11 games in 1983)

Most Consecutive Games With a TD Pass

24 - Todd Reesing (last five games of 2007, all 13 games in 2008 and first six games in 2009)

SEASON RECORDS

Total Yards	Yards	Year
1. Todd Reesing, Jr.	3,888	2008
2. Todd Reesing, Sr.	3,616	2009
3. Todd Reesing, So.	3,486	2007
4. Carter Stanley, Sr.	2,664	2019
5. Mike Norseth, Sr.	2,995	1985
6. Frank Seurer, Sr.	2,789	1983
7. Bill Whittemore, Sr.	2,385	2003
8. David Jaynes, Jr.	2,253	1972
9. David Jaynes, Sr.	2,131	1973
10. Kelly Donohoe, Sr.	2,125	1989
11. Dylon Smith, Sr.	1,963	2000
12. Mark Williams, Sr.	1,957	1995
13. Peyton Bender, Sr.	1,894	2018
14. Jordan Webb, So.	1,884	2011
15. Kelly Donohoe, Jr.	1,844	1988
16. Chip Hilleary, So.	1,730	1990
17. Ryan Willis, Fr.	1,719	2015
18. Michael Cummings, Jr.	1,715	2014
19. Mike Norseth, Jr.	1,682	1984
20. Bill Whittemore, Jr.	1,666	2002

Completions	No.	Year
1. Todd Reesing, Jr.	329	2008
2. Todd Reesing, Sr.	313	2009
3. Todd Reesing, So.	276	2007
4. Mike Norseth, Sr.	227	1985
5. Carter Stanley, Sr.	226	2019
6. Frank Seurer, Sr.	187	1983
7. Peyton Bender, Sr.	183	2018
8. Jordan Webb, So.	179	2011
9. Mark Williams, Sr.	174	1995
10. David Jaynes, Sr.	172	1973

Attempts	No.	Year
1. Todd Reesing, Sr.	496	2009
2. Todd Reesing, Jr.	495	2008
3. Todd Reesing, So.	446	2007
4. Mike Norseth, Sr.	408	1985
5. Carter Stanley, Sr.	371	2019
6. Frank Seurer, Sr.	353	1983
7. David Jaynes, Sr.	330	1973
8. Peyton Bender, Sr.	321	2018
9. Ryan Willis, Fr.	315	2015
10. Dylon Smith, Sr.	306	2000

Touchdown Passes	No.	Year
1. Todd Reesing, So.	33	2007
2. Todd Reesing, Jr.	32	2008
3. Carter Stanley, Sr.	24	2019
4. Todd Reesing, Sr.	22	2009
5. Bill Whittemore, Sr.	18	2003
6. Mike Norseth, Sr.	15	1985
David Jaynes, Jr.	15	1972
8. Mark Williams, Sr.	14	1995
Frank Seurer, Sr.	14	1983
Dick Gilman, Jr.	14	1948

Percentage (min. 100 att.)	Pct.	Year
1. Todd Reesing, Jr.	66.5 (329-of-495)	2008
2. Jordan Webb, So.	63.7 (179-of-281)	2011
3. Todd Reesing, Sr.	63.1 (313-of-496)	2009
4. Montell Cozart, Jr.	62.9 (66-of-105)	2015
5. Todd Reesing, So.	61.9 (276-of-446)	2007
6. Mark Williams, Sr.	61.7 (174-of-282)	1995
7. Ryan Willis, So.	61.5 (72-of-117)	2016
8. Asheiki Preston, Jr.	61.0 (97-of-159)	1993
9. Carter Stanley, Sr.	60.9 (226-of-371)	2019
10. Bill Whittemore, Sr.	60.5 (159-of-263)	2003
11. Carter Stanley, RFr.	59.6 (93-of-156)	2016
12. Montell Cozart, R Jr.	58.6 (112-of-191)	2016
13. Chip Hilleary, So.	57.6 (129-of-224)	1990
14. Peyton Bender, Sr.	57.0 (183-of-321)	2018
15. Mike Norseth, Jr.	56.9 (136-of-239)	1984

Yards Per Game	Yards	Year
1. Todd Reesing, Sr.	301.3	2009
2. Todd Reesing, Jr.	299.1	2008
3. Todd Reesing, So.	268.2	2007
4. Frank Seurer, Sr.	253.5	1983
5. Mike Norseth, Sr.	249.6	1985

400-Yard Games	No.	Year
1. Todd Reesing, Sr.	3	2009
2. Seven Players With One		
(Most recent: Carter Stanley vs. Texas Tech, 2019)		

300-Yard Games	No.	Year
1. Todd Reesing, Jr.	8	2008
2. Todd Reesing, Sr.	5	2009
Todd Reesing, So.	5	2007
4. Mike Norseth, Sr.	4	1985
Frank Seurer, Sr.	4	1983

200-Yard Games	No.	Year
1. Todd Reesing, Sr.	11	2009
Todd Reesing, Jr.	11	2008
3. Todd Reesing, So.	10	2007
Carter Stanley, Sr.	8	2019
Bill Whittemore, Sr.	8	2003
Mike Norseth, Sr.	8	1985

Consecutive 200-Yard Passing Games

12 - Todd Reesing (last 5 of 2007, first 7 of 2008)

11 - Todd Reesing (last 4 of 2008, first 7 of 2009)

9 - Mike Norseth (last 4 of 1984, first 5 of 1985)

Consec. Games w/TD Pass	No.	Year
1. Todd Reesing, Jr.	13	2008
2. Todd Reesing, So.	7	2007
3. Ryan Willis, Fr.	6	2015
Todd Reesing, Sr.	6	2009
Kerry Meier, Fr.	6	2006
Bill Whittemore, Jr.	6	2002
Bobby Douglass, Sr.	6	1968



CARTER STANLEY - Became the fifth Jayhawk in school history to throw for over 5,000 yards in a career in 2019, while also throwing the most touchdown passes (24) and passing yards (2,664) since Todd Reesing (2007-09).

GAME RECORDS

Total Yards	Yards	Opponent, Date
1. Todd Reesing, Sr.	498	vs. Missouri, 11-28-09
2. Mike Norseth, Sr.	480	vs. Vanderbilt, 9-14-85
3. Todd Reesing, Sr.	442	vs. Iowa State, 10-10-09
4. Bill Whittemore, Sr.	422	vs. Colorado, 10-11-03
5. Carter Stanley, Sr.	418	vs. Kansas State, 10-28-17
6. Carter Stanley, Sr.	415	vs. Texas Tech, 10-26-20
7. Todd Reesing, Jr.	412	vs. Louisiana Tech, 9-6-08
8. Kelly Donohoe, Sr.	411	vs. Iowa State, 10-7-89
9. Adam Barmann, Sr.	405	vs. Nebraska, 9-30-06
10. Todd Reesing, Jr.	401	vs. Colorado, 10-17-09
David Jaynes, Jr.	401	vs. Washington St., 9-9-72
12. Frank Seurer, Jr.	394	vs. Colorado, 11-5-83
David Jaynes, Sr.	394	vs. Tennessee, 10-6-73
14. Frank Seurer, Jr.	385	vs. USC, 9-24-83
15. Todd Reesing, Jr.	381	vs. South Florida, 9-12-08
16. Todd Reesing, Jr.	375	vs. Missouri, 11-29-08
17. Todd Reesing, Sr.	368	vs. FIU, 9-22-07
18. Peyton Bender, Jr.	364	vs. SEMO, 9-2-17
19. Todd Reesing, Sr.	354	vs. Nebraska, 11-3-07
Frank Seurer, Sr.	354	vs. Missouri, 11-19-83
21. Todd Reesing, Sr.	349	vs. Missouri, 11-24-07
22. Ryan Willis, Sr.	348	vs. TCU, 10-8-16
23. Peyton Bender, Jr.	343	vs. Ohio, 9-16-17
24. Todd Reesing, Sr.	338	vs. Duke, 9-19-09
25. Michael Cummings, Jr.	332	vs. TCU, 11-15-14

Completions	No.	Opponent, Date
1. Todd Reesing, Sr.	37	vs. Missouri, 11-28-09
Todd Reesing, Jr.	37	vs. Iowa State, 10-10-09
Todd Reesing, Jr.	37	vs. Missouri, 11-29-08
Todd Reesing, Jr.	37	vs. FIU, 8-30-08
5. Ryan Willis, Jr.	35	vs. Texas Tech, 10-17-15
David Jaynes, Sr.	35	vs. Tennessee, 10-6-73
7. Todd Reesing, Jr.	34	vs. South Florida, 9-12-08
8. Peyton Bender, Jr.	32	vs. Central Michigan, 9-9-17
Todd Reesing, Jr.	32	vs. Louisiana Tech, 9-6-08
10. Ryan Willis, Sr.	31	vs. TCU, 10-8-16
11. Todd Reesing, Sr.	30	vs. Nebraska, 11-3-07
Adam Barmann, Sr.	30	vs. Northwestern, 9-18-04
13. Mike Orth, Sr.	29	vs. North Carolina, 9-13-86
14. Todd Reesing, Sr.	28	vs. Missouri, 11-24-07
Mike Norseth, Sr.	28	vs. Florida State, 9-28-85

Percentage (Min. 10 Comp.)	Pct. (C-A)	Opponent, Date
1. Dylon Smith, Jr.	86.7 (13-15)	vs. CS-Northridge, 9-11-99
2. Asheiki Preston, Jr.	85.7 (12-14)	vs. Colorado St., 10-2-93
Steve Smith, Jr.	85.7 (12-14)	vs. Syracuse, 10-4-80
Brian Bethke, Sr.	85.7 (12-14)	vs. Kansas State, 11-3-79
5. Todd Reesing, Jr.	84.2 (32-38)	vs. Louisiana Tech, 9-6-08
6. Asheiki Preston, Sr.	82.4 (14-17)	vs. Houston, 9-1-94
7. Todd Reesing, Sr.	80.7 (21-26)	vs. Iowa State, 11-17-07
8. Bill Whittemore, Sr.	80.0 (12-15)	vs. Wyoming, 9-13-03
Kelly Donohoe, Sr.	80.0 (12-15)	vs. Kent State, 9-16-89
10. Todd Reesing, Jr.	79.4 (27-34)	vs. Colorado, 10-11-08

Consecutive Comp.	No.	Opponent, Date
1. Todd Reesing, Jr.	14	vs. Minnesota, 12-31-08
2. Mark Williams, Sr.	12	vs. Iowa State, 10-14-95
Mike Norseth, Sr.	12	vs. Florida State, 9-28-85

Attempts	No.	Opponent, Date
1. Peyton Bender, Jr.	62	vs. SEMO, 9-2-17
2. David Jaynes, Sr.	58	vs. Tennessee, 10-6-73
3. Todd Reesing, Sr.	55	vs. Missouri, 11-28-09
4. Adam Barmann, Sr.	54	vs. Nebraska, 9-30-06
5. Todd Reesing, Jr.	52	vs. FIU, 8-30-08
Frank Seurer, Sr.	52	vs. Colorado, 11-5-83
7. Todd Reesing, Sr.	51	vs. Colorado, 10-17-09
Todd Reesing, Jr.	51	vs. Missouri, 11-29-08
Todd Reesing, Jr.	51	vs. South Florida, 9-12-08
10. Ryan Willis, Jr.	50	vs. Texas Tech, 10-17-15
Jason Swanson, Sr.	50	vs. Colorado, 10-22-05
Mike Orth, Sr.	50	vs. North Carolina, 9-13-86
13. Todd Reesing, Sr.	49	vs. Iowa State, 10-10-09
Todd Reesing, Sr.	49	vs. Missouri, 11-24-07
Adam Barmann, Sr.	49	vs. Nebraska, 10-2-04
16. Carter Stanley, Sr.	48	vs. Kansas State, 10-28-17
Adam Barmann, Sr.	48	vs. Northwestern, 9-18-04
Kelly Donohoe, Sr.	48	vs. Iowa State, 10-7-89
19. Carter Stanley, Sr.	47	vs. Texas, 10-19-20
Peyton Bender, Jr.	47	vs. Ohio, 9-16-17

Touchdown Passes	No.	Opponent, Date
1. Todd Reesing, Sr.	6	vs. Nebraska, 11-3-07
2. Ralph Miller, Sr.	5	vs. Washington, 10-8-38
3. Carter Stanley, Sr.	4	vs. Texas, 10-19-20
Peyton Bender, Jr.	4	vs. SEMO, 9-2-17
Todd Reesing, Sr.	4	vs. Missouri, 11-28-09
Todd Reesing, Sr.	4	vs. Iowa State, 10-10-09
Todd Reesing, Jr.	4	vs. Minnesota, 12-31-08
Todd Reesing, Jr.	4	vs. Missouri, 11-29-08
Todd Reesing, Sr.	4	vs. Iowa State, 11-17-07
Todd Reesing, Sr.	4	vs. Toledo, 9-15-07
Todd Reesing, Sr.	4	vs. Central Michigan, 9-1-07
Jason Swanson, Sr.	4	vs. Houston, 12-23-05
Adam Barmann, Sr.	4	vs. Toledo, 9-11-04
Adam Barmann, Sr.	4	vs. Texas A&M, 11-1-03
Bill Whittemore, Sr.	4	vs. Wyoming, 9-13-03
Matt Johner, Jr.	4	vs. Utah, 9-28-96
Chip Hilleary, Jr.	4	vs. Iowa State, 10-17-92
Kelly Donohoe, Sr.	4	vs. Louisville, 9-9-89
Mike Orth, Sr.	4	vs. Southern Illinois, 10-4-86
Mike Norseth, Sr.	4	vs. Eastern Illinois, 10-5-85

YEARLY LEADERS

Year	Player	C	A	Pct.	Int.	TD	Yds.
1937	Lyman Diven, Jr.	21	60	.350	3	--	207
1938	Ralph Miller, Sr.	25	53	.472	2	--	407
1939	Ralph Miller, Jr.	23	37	.622	4	--	261
1940	Ed Hall, Jr.	22	52	.420	8	--	251
1941	Ralph Miller, Sr.	54	100	.540	12	3	657
1942	Ray Evans, Sr.	101	200	.505	9	7	1,117
1943	Bob George	18	37	.486	3	--	288
1944	Charlie Moffatt, Sr.	24	58	.413	4	--	222
1945	George Gear, Jr.	21	58	.362	4	--	223
1946	Ray Evans, Jr.	17	39	.435	4	5	379
1947	Ray Evans, Sr.	30	60	.500	0	4	598
1948	Dick Gilman, Jr.	44	129	.341	14	14	945
1949	Dick Gilman, Sr.	49	118	.415	16	4	885
1950	Chet Strehlow, Sr.	32	88	.363	12	8	651
1951	Jerry Robertson, Jr.	54	113	.478	8	10	925
1952	Jerry Robertson, Sr.	55	101	.545	11	6	868
1953	John McFarland, Sr.	28	79	.354	7	1	343
1954	Bev Buller, Jr.	18	51	.353	9	3	303
1955	Wally Strauch, Sr.	28	76	.368	11	3	498
1956	Wally Strauch, Jr.	32	80	.400	10	5	596
1957	Wally Strauch, Sr.	26	43	.604	3	3	320
1958	Larry McKnown, Sr.	10	23	.435	1	2	219
1959	Lee Flachsbarth, Sr.	14	27	.518	3	2	345
1960	John Hadl, Jr.	43	87	.494	5	3	566
1961	John Hadl, Sr.	44	93	.473	6	7	665
1962	Roger McFarland, Sr.	28	86	.325	4	--	366
1963	Steve Renko, Sr.	31	86	.360	8	3	505
1964	Bobby Skahan, Sr.	41	78	.525	1	2	550
1965	Bill Fenton, Jr.	35	104	.337	9	2	500
1966	Bobby Skahan, Sr.	23	47	.489	5	0	299
1967	Bobby Douglass, Jr.	82	173	.474	11	7	1,326
1968	Bobby Douglass, Sr.	84	168	.500	6	12	1,316
1969	Phil Basler, Sr.	40	110	.364	8	4	746
1970	Dan Heck, Jr.	81	188	.431	15	10	1,169
1971	David Jaynes, Sr.	64	137	.467	8	7	748
1972	David Jaynes, Jr.	153	287	.533	21	15	2,253
1973	David Jaynes, Sr.	172	330	.521	9	13	2,131
1974	Scott McMichael, Sr.	74	156	.474	13	5	1,044
1975	Nolan Cromwell, Jr.	20	49	.408	4	3	333
1976	Nolan Cromwell, Sr.	13	43	.302	3	1	273
1977	Brian Bethke, Jr.	23	53	.434	5	1	384
1978	Harry Sydney, Sr.	44	107	.411	8	2	605
1979	Brian Bethke, Sr.	59	108	.550	5	5	874
1980	Frank Seurer, Jr.	64	146	.438	11	5	797
1981	Frank Seurer, Sr.	89	176	.506	11	4	1,199
1982	Frank Seurer, Jr.	127	259	.490	15	7	1,625
1983	Frank Seurer, Sr.	187	353	.530	19	14	2,789
1984	Mike Norseth, Jr.	136	239	.569	6	9	1,682
1985	Mike Norseth, Sr.	227	408	.556	11	15	2,995
1986	Mike Orth, Sr.	144	290	.496	12	7	1,548
1987	Kelly Donohoe, Sr.	72	144	.500	12	3	981
1988	Kelly Donohoe, Jr.	131	258	.508	13	9	1,844
1989	Kelly Donohoe, Sr.	141	256	.551	13	12	2,125
1990	Chip Hilleary, Sr.	129	224	.576	11	7	1,730
1991	Chip Hilleary, Jr.	98	188	.521	5	6	1,267
1992	Chip Hilleary, Sr.	106	215	.493	11	12	1,583
1993	Asheiki Preston, Jr.	97	159	.610	3	3	1,233
1994	Asheiki Preston, Sr.	88	156	.564	6	7	1,168
1995	Mark Williams, Sr.	174	282	.617	10	14	1,957
1996	Matt Johner, Jr.	96	185	.519	4	10	1,252
1997	Zac Wegner, Sr.	66	144	.458	5	4	970
1998	Zac Wegner, Jr.	91	186	.489	6	7	1,367
1999	Dylon Smith, Jr.	135	263	.513	7	12	1,599
2000	Dylon Smith, Sr.	140	306	.458	11	10	1,963
2001	Mario Kinsey, Jr.	88	202	.436	11	7	1,215
2002	Bill Whittemore, Jr.	151	305	.495	6	11	1,666
2003	Bill Whittemore, Sr.	159	263	.605	6	18	2,385
2004	Adam Barmann, Sr.	141	262	.538	9	12	1,427
2005	Jason Swanson, Sr.	105	190	.553	10	7	1,223
2006	Kerry Meier, Jr.	104	184	.565	10	13	1,193
2007	Todd Reesing, Sr.	276	446	.619	7	33	3,486
2008	Todd Reesing, Jr.	495	329	.665	13	32	3,888
2009	Todd Reesing, Sr.	313	496	.631	10	22	3,616
2010	Jordan Webb, Jr.	121	214	.565	8	7	1,195
2011	Jordan Webb, Sr.	179	281	.637	12	13	1,884
2012	Dayne Crist, Sr.	103	216	.477	9	4	1,313
2013	Jake Heaps, Jr.	128	261	.490	10	8	1,414
2014	Michael Cummings, Jr.	137	244	.561	6	9	1,715
2015	Ryan Willis, Jr.	164	315	.521	10	9	1,719
2016	Montell Cozart, Jr.	112	191	.586	9	7	1,075
2017	Peyton Bender, Jr.	148	273	.542	10	10	1,609
2018	Peyton Bender, Sr.	183	321	.570	3	13	1,894
2019	Carter Stanley, Sr.	226	371	.609	11	24	2,664
2020	Jalon Daniels, Jr.	76	152	.500	4	1	718

RECEIVING RECORDS

CAREER RECORDS

Total Yards	Yards	Years
1. Dezmon Briscoe	3,240	2007-09
2. Steven Sims Jr.	2,582	2015-18
3. Kerry Meier	2,309	2006-09
4. Willie Vaughn	2,266	1985-88
5. Mark Simmons	2,161	2002-05
6. Richard Estell	1,997	1982-85
7. Emmett Edwards	1,808	1972-74
8. Bob Johnson	1,779	1981-83
9. Brandon Rideau	1,636	2001-04
10. Marcus Henry	1,599	2004-07
11. Termaine Fulton	1,565	1997-2001
12. Quintin Smith	1,547	1987-89
13. Harrison Hill	1,535	1997-2001
14. Dexton Fields	1,518	2005-08
15. David Verser	1,476	1977-80
16. Isaac Byrd	1,441	1994-96
17. Bruce Adams	1,438	1972-74
18. Kenny Drayton	1,427	1988-91
19. Charles Gordon	1,252	2003-05
20. Ashaundai Smith	1,251	1992-95

Receptions	No.	Years
1. Kerry Meier	226	2006-09
2. Dezmon Briscoe	219	2007-09
3. Steven Sims Jr.	214	2015-18
4. Mark Simmons	155	2002-05
5. Willie Vaughn	133	1985-88
6. Brandon Rideau	131	2001-04
7. Dexton Fields	129	2005-08
8. Clark Green	122	2002-05
9. Richard Estell	117	1982-85
10. Harrison Hill	108	1997-2001
11. Charles Gordon	106	2003-05
12. Emmett Edwards	105	1972-74
13. Marcus Henry	104	2004-07
14. Isaac Byrd	101	1995-96
15. Daymond Patterson	98	2008-12
Derek Fine	98	2003-07
17. Kenny Drayton	97	1988-91
Quintin Smith	97	1987-89
19. Ashaundai Smith	91	1992-95
20. Termaine Fulton	88	1997-2001

Touchdown Receptions	No.	Years
1. Dezmon Briscoe	31	2007-09
2. Steven Sims Jr.	19	2015-18
3. Kerry Meier	18	2006-09
4. Willie Vaughn	17	1985-88
Bruce Adams	17	1972-74
6. Mark Simmons	16	2002-05
7. Dexton Fields	15	2005-08
8. Brandon Rideau	14	2001-04
9. Marcus Henry	13	2004-07
10. Isaac Byrd	12	1994-96
11. Jimmay Mundine	11	2011-14
Termaine Fulton	11	1997-2001
David Verser	11	1977-80
14. Derek Fine	10	2003-07
Dwayne Chandler	10	1990-93
Bob Johnson	10	1981-83

Average Yards Per Catch

(Min. 50 catches)		
21.8	Dwayne Chandler	1990-93 (54 for 1,144)
(Min. 100 catches)		
17.2	Emmett Edwards	1972-74 (105 for 1,808)

100-Yard Games

1. Dezmon Briscoe	14 (7 in 2008, 7 in 2009)
2. Kerry Meier	10 (5 in 2008, 5 in 2009)
3. Steven Sims Jr.	8 (4 in 2016, 3 in 2017, 1 in 2018)
Willie Vaughn	8 (2 in 1985, 2 in 1987, 4 in 1988)
5. Richard Estell	6 (1 in 1983, 1 in 1984, 4 in 1985)
Bob Johnson	6 (1 in 1982, 5 in 1983)

Receptions By A Tight End	No.	Years
1. Derek Fine	98	2003-07
2. John Mosier	87	1967-69
3. Jimmay Mundine	86	2011-14
4. John Baker	78	1986-89
5. John Schroll	68	1970-72

Receptions By A Running Back	No.	Years
1. Clark Green	122	2002-05
2. Jake Sharp	86	2006-09
3. James Sims	72	2010-13
4. June Henley	61	1993-96
5. Robert Miller	56	1972-74

SEASON RECORDS

Yards	Yards	Year
1. Dezmon Briscoe, So.	1,407	2008
2. Dezmon Briscoe, Jr.	1,337	2009
3. Bob Johnson, Sr.	1,144	1983
4. Richard Estell, Sr.	1,109	1985
5. Kerry Meier, Jr.	1,045	2008
6. Marcus Henry, Sr.	1,014	2007
7. Kerry Meier, Sr.	985	2009
8. Quintin Smith, Sr.	898	1989
9. Steven Sims Jr., So.	859	2016
10. Isaac Byrd, Sr.	840	1996
11. Steven Sims Jr., Jr.	839	2017
12. Dexton Fields, Jr.	834	2007
13. Andrew Parchment, Jr.	831	2019
14. Willie Vaughn, Sr.	812	1988
15. Emmett Edwards, Jr.	802	1973
16. Charles Gordon, Fr.	769	2003
Mark Simmons, So.	769	2003
18. LaQuvionte Gonzalez, Jr.	729	2016
19. Stephon Robinson Jr., Jr.	727	2019
20. Bruce Adams, So.	704	1972

Receptions	No.	Year
1. Kerry Meier, Sr.	102	2009
2. Kerry Meier, Jr.	97	2008
3. Dezmon Briscoe, So.	92	2008
4. Dezmon Briscoe, Jr.	84	2009
5. Steven Sims Jr., So.	72	2016
6. Richard Estell, Sr.	70	1985
7. Andrew Parchment, Jr.	65	2019
8. Dexton Fields, Jr.	63	2007
9. LaQuvionte Gonzalez, Jr.	62	2016
10. Daymond Patterson, Jr.	60	2010
11. Steven Sims Jr., Jr.	59	2017
12. Charles Gordon, Sr.	57	2003
13. Marcus Henry, Sr.	54	2007
14. Steven Sims Jr., Sr.	53	2018
Isaac Byrd, Sr.	53	1996
16. Brandon Rideau, Sr.	51	2004
Brandon Rideau, Jr.	51	2003
18. Quintin Smith, Sr.	50	1989
19. Emmett Edwards, Jr.	49	1973
20. Mark Simmons, So.	48	2004
Isaac Byrd, Jr.	48	1995

Touchdown Receptions	No.	Year
1. Dezmon Briscoe, So.	15	2008
2. Marcus Henry, Sr.	10	2007
3. Dezmon Briscoe, Jr.	9	2009
4. Stephon Robinson Jr., Jr.	8	2019
Kerry Meier, Sr.	8	2009
Kerry Meier, Jr.	8	2008
Quintin Smith, Sr.	8	1989
Bruce Adams, So.	8	1972
9. Andrew Parchment, Jr.	7	2019
Steven Sims Jr., So.	7	2016
Dezmon Briscoe, Fr.	7	2007
Brandon Rideau, Sr.	7	2004
Mark Simmons, So.	7	2003
Isaac Byrd, Sr.	7	1996
Bruce Adams, Jr.	7	1973
16. Steven Sims Jr., Jr.	6	2017
Dexton Fields, Jr.	6	2007
Brandon Rideau, Jr.	6	2003
Dwayne Chandler, Jr.	6	1992
Willie Vaughn, Sr.	6	1988

Yards Per Catch

(Min. 10 catches)	30.2, Termaine Fulton, So., 1998 (10 for 302)
(Min. 25)	26.9, Willie Vaughn, Jr., 1987 (25 for 672)
(Min. 35)	20.8, Willie Vaughn, Sr., 1988 (39 for 812)
(Min. 50)	19.7, Bob Johnson, Sr., 1983 (58 for 1,144)

100-Yard Games	No.	Year
1. Dezmon Briscoe, Jr.	7	2009
Dezmon Briscoe, So.	7	2008
3. Kerry Meier, Sr.	5	2009
Kerry Meier, Jr.	5	2008
Marcus Henry, Sr.	5	2007
Bob Johnson, Sr.	5	1983
7. Andrew Parchment, Jr.	4	2019
Steven Sims Jr., So.	4	2016
Isaac Byrd, Sr.	4	1996
Willie Vaughn, Sr.	4	1988
Richard Estell, Sr.	4	1985

Consec. 100-Yard Games	No.	Year
1. Dezmon Briscoe, So.	4	2008
2. Kerry Meier, Sr.	3	2009
Kerry Meier, Jr.	3	2008
Marcus Henry, Sr.	3	2007
Isaac Byrd, Sr.	3	1996
Willie Vaughn, Sr.	3	1988
Bob Johnson, Sr.	3	1983

Rec. By A Tight End	No.	Year
1. Derek Fine, Sr.	46	2007
2. Jimmay Mundine, Sr.	45	2014
3. John Schroll, Jr.	40	1971
4. John Mosier, So.	37	1967
5. Lionel Anderson, Sr.	33	2004

Rec. By A Running Back	No.	Year
1. Clark Green, So.	44	2003
2. Clark Green, Fr.	37	2002
3. John Randle, So.	35	2004
4. Jake Sharp, Sr.	34	2009
Arnold Snell, So.	34	1986

CAREER RECEIVING LEADERS



1 DEZMON BRISCOE
3,240 YARDS
2007-09

YEAR	G	REC	YDS	AVG	TDS
2007	13	43	496	11.5	7
2008	13	92	1,407	15.3	15
2009	11	84	1,337	15.9	9
TOTALS	37	219	3,240	14.8	31



2 STEVEN SIMS JR.
2,582 YARDS
2015-18

YEAR	G	REC	YDS	AVG	TDS
2015	11	30	349	11.6	2
2016	12	72	859	11.9	7
2017	11	59	839	14.2	6
2018	12	53	535	10.1	4
TOTALS	46	214	2,582	12.1	19



3 KERRY MEIER
2,309 YARDS
2006-09

YEAR	G	REC	YDS	AVG	TDS
2006	8	1	5	5.0	0
2007	13	26	274	10.5	2
2008	13	97	1,045	10.8	8
2009	13	102	985	9.7	8
TOTALS	47	226	2,309	10.2	18



4 WILLIE VAUGHN
2,266 YARDS
1985-88

YEAR	G	REC	YDS	AVG	TDS
1985	12	28	441	15.8	5
1986	10	41	341	8.3	2
1987	11	25	672	26.9	4
1988	10	39	812	20.8	6
TOTALS	43	133	2,266	17.0	17



5 MARK SIMMONS
2,161 YARDS
2002-05

YEAR	G	REC	YDS	AVG	TDS
2002	12	23	208	9.0	2
2003	13	40	769	19.2	7
2004	11	48	553	11.5	3
2005	12	44	631	14.3	4
TOTALS	48	155	2,161	13.9	16



6 RICHARD ESTELL
1,997 YARDS
1982-85

YEAR	G	REC	YDS	AVG	TDS
1983	11	22	388	17.6	1
1984	9	25	500	20.0	3
1985	12	70	1,109	15.8	4
TOTALS	32	117	1,997	17.1	8



KERRY MEIER - Holds the Kansas record for most receptions in a career (226) while also ranking in the top-3 in several career receiving categories, including total yards (2,309), touchdowns (18) and 100-yard games (10).

GAME RECORDS

Total Yards	Yards	Opponent, Date
1. Dezmon Briscoe, So.	269	vs. Oklahoma, 10-18-08
2. Dezmon Briscoe, Jr.	242	vs. Missouri, 11-28-09
3. Steven Sims Jr., Jr.	233	vs. Kansas State, 10-28-17
4. Quintin Smith, Sr.	221	vs. Louisville, 9-9-89
5. Bob Johnson, Sr.	208	vs. Kansas State, 10-15-83
6. Bob Johnson, Sr.	203	vs. Colorado, 11-5-83
7. Dezmon Briscoe, So.	201	vs. Minnesota, 12-31-08
8. Marcus Henry, Sr.	199	vs. Oklahoma State, 11-10-07
9. Darren Green, Sr.	197	vs. USC, 9-24-83
10. Richard Estell, Sr.	187	vs. Indiana State, 9-21-85
11. Stephon Robinson Jr., Jr.	186	vs. Texas Tech, 10-26-20
Dezmon Briscoe, Jr.	186	vs. Iowa State, 10-10-09
13. Dezmon Briscoe, Jr.	181	vs. Texas Tech, 10-31-09
14. Johnathan Wilson, So.	179	vs. USF, 9-12-08
15. Isaac Byrd, Sr.	178	vs. Kansas State, 11-9-96
16. Dezmon Briscoe, So.	176	vs. Nebraska, 11-8-08
17. Bob Johnson, Sr.	175	vs. Missouri, 11-19-83
18. Richard Estell, Sr.	174	vs. Vanderbilt, 9-14-85
19. Quintin Smith, Sr.	169	vs. Nebraska, 11-11-89
Richard Estell, Sr.	169	vs. Missouri, 11-23-85

Receptions	No.	Opponent, Date
1. Kerry Meier, Sr.	16	vs. Iowa State, 10-10-09
2. Dezmon Briscoe, Jr.	14	vs. Missouri, 11-28-09
Dezmon Briscoe, So.	14	vs. Minnesota, 12-31-08
Kerry Meier, Jr.	14	vs. Missouri, 11-29-08
5. Dezmon Briscoe, Jr.	12	vs. Iowa State, 10-10-09
Dezmon Briscoe, So.	12	at Oklahoma, 10-18-08
7. Kerry Meier, Sr.	11	at Colorado, 10-17-09
Kerry Meier, Jr.	11	at South Florida, 9-12-08
Dexton Fields, Jr.	11	vs. Iowa State, 11-17-07
Isaac Byrd, Sr.	11	vs. Iowa State, 11-2-96
Quintin Smith, Sr.	11	vs. Louisville, 9-9-89
Willie Vaughn, Sr.	11	vs. Colorado, 11-8-86
13. Steven Sims Jr., Jr.	10	vs. Oklahoma State, 9-29-18
Kerry Meier, Sr.	10	vs. Missouri, 11-28-09
Kerry Meier, Sr.	10	vs. Southern Miss., 9-26-09
Kerry Meier, Jr.	10	vs. Minnesota, 12-31-08
Johnathan Wilson, So.	10	at USF, 9-12-08

Touchdown Receptions	No.	Opponent, Date
1. Quintin Smith, Sr.	4	vs. Louisville, 9-9-89
2. Dezmon Briscoe, So.	3	vs. Minnesota, 12-31-08
Dezmon Briscoe, So.	3	vs. FIU, 8-30-08
Marcus Henry, Sr.	3	vs. Oklahoma State, 11-10-07
Dezmon Briscoe, Fr.	3	vs. Nebraska, 11-03-07

Average Yards Per Catch	(Min. 5 catches)	(Min. 8 catches)	(Min. 10 catches)
32.2	Willie Vaughn	vs. Oklahoma, 1988 (5 for 161)	
25.8	Steven Sims Jr.	vs. Kansas State, 2017 (9 for 233)	
20.8	Bob Johnson	vs. Kansas State, 1983 (10 for 208)	

Longest Pass Play	Yards	Opponent, Date
1. Kelly Donohoe to Willie Vaughn	98	vs. Colorado, 1987
2. Bill Fenton to Willie Smith	97	vs. Texas Tech, 1965
3. Carter Stanley to LaQuionte Gonzalez	95	vs. Kansas State, 2016
4. Kelly Donohoe to Willie Vaughn	89	vs. Nebraska, 1988
5. Mike Norseth to Richard Estell	87	vs. Missouri, 1984
6. Todd Reisinger to Marcus Henry	82	vs. Oklahoma St., 2007
7. Kelly Donohoe to Quintin Smith	80†	vs. Nebraska, 1989
Frank Seurer to Bob Johnson	80	vs. Oklahoma St., 1982
Norris Banks to David Verser	80	vs. Texas A&M, 1977
Larry McKown to Homer Floyd	80	vs. Missouri, 1958
Dick Gilman to Bryan Sperry	80	vs. Nebraska, 1948
12. Phil Basler to Ron Jessie	79	vs. Missouri, 1969
13. Michael Cummings to Nigel King	78	vs. TCU, 2014
Adam Barmann to Brandon Rideau	78	vs. Oklahoma, 2004
15. Peyton Bender to Steven Sims Jr.	77	vs. SMO, 2017
Jake Heaps to Tony Pierson	77	vs. Rice, 2013
Mario Kinsey to Roger Ross	77	vs. Oklahoma, 2001
Dylen Smith to Roger Ross	77	vs. Oklahoma, 2000
Dylen Smith to Michael Chandler	77	vs. Nebraska, 1999
Zac Wegner to Termaine Fulton	77	vs. Texas, 1997
Matt Johner to Isaac Byrd	77	vs. Nebraska, 1996
Kelly Donohoe to Kenny Drayton	77	vs. Kent State, 1989

† - non-scoring

100 YARD RECEIVING GAMES

(SINCE 1974)

Rec.-Yds.	Player	Opponent	Year	7-146	Dezmon Briscoe, So.	Louisiana Tech	2008
4-107	Emmett Edwards, Sr.	Florida State	1974	8-130	Daymond Patterson, Fr.	Louisiana Tech	2008
5-121	Emmett Edwards, Sr.	Texas A&M	1974	10-179	Johnathan Wilson, So.	South Florida	2008
3-123	Waddell Smith, Sr.	Wisconsin	1976	11-120	Kerry Meier, Jr.	South Florida	2008
3-102	David Verser, So.	Kansas State	1978	8-136	Kerry Meier, Jr.	Sam Houston State	2008
5-100	David Verser, Jr.	Syracuse	1979	5-124	Dezmon Briscoe, So.	Sam Houston State	2008
4-109	David Verser, Sr.	Syracuse	1980	7-125	Kerry Meier, Jr.	Iowa State	2008
3-103	David Verser, Sr.	Kansas State	1980	3-107	Jake Sharp, Jr.	Iowa State	2008
2-107	David Verser, Sr.	Colorado	1980	12-269	Dezmon Briscoe, So.	Oklahoma	2008
5-131	Wayne Capers, Jr.	Colorado	1981	6-176	Dezmon Briscoe, So.	Nebraska	2008
4-128	Robert Johnson, Jr.	TCU	1982	9-115	Dezmon Briscoe, So.	Texas	2008
7-197	Darren Green, Sr.	USC	1983	9-115	Dezmon Briscoe, So.	Missouri	2008
3-154	Robert Johnson, Sr.	Iowa State	1983	14-106	Kerry Meier, Jr.	Missouri	2008
10-208	Robert Johnson, Sr.	Kansas State	1983	14-201	Dezmon Briscoe, So.	Minnesota	2008
8-105	Robert Johnson, Sr.	Okla. State	1983	10-113	Kerry Meier, Jr.	Minnesota	2008
5-144	Richard Estell, So.	Nebraska	1983	5-115	Kerry Meier, Sr.	No. Colorado	2009
7-108	Sandy McGee, Jr.	Missouri	1983	8-154	Dezmon Briscoe, Jr.	UTEP	2009
8-175	Robert Johnson, Sr.	Missouri	1983	6-117	Dezmon Briscoe, Jr.	Duke	2009
6-141	Johnny Holloway, So.	Florida State	1984	10-141	Kerry Meier, Sr.	So. Mississippi	2009
3-120	Richard Estell, Jr.	Missouri	1984	12-186	Dezmon Briscoe, Jr.	Iowa State	2009
6-107	Johnny Holloway, Jr.	Hawai'i	1985	16-142	Kerry Meier, Sr.	Iowa State	2009
6-153	Willie Vaughn, Fr.	Vanderbilt	1985	8-154	Dezmon Briscoe, Jr.	Colorado	2009
9-174	Richard Estell, Sr.	Vanderbilt	1985	11-103	Kerry Meier, Sr.	Colorado	2009
7-187	Richard Estell, Sr.	Indiana State	1985	9-181	Dezmon Briscoe, Jr.	Texas Tech	2009
5-117	Willie Vaughn, Fr.	E. Illinois	1985	10-127	Kerry Meier, Sr.	Nebraska	2009
8-126	Richard Estell, Sr.	Colorado	1985	5-101	Dezmon Briscoe, Jr.	Texas	2009
8-169	Richard Estell, Sr.	Missouri	1985	14-242	Dezmon Briscoe, Jr.	Missouri	2009
5-156	Willie Vaughn, Jr.	Kansas State	1987	3-107	JaCorey Shepherd, Fr.	McNeese State	2011
6-120	Quintin Smith, So.	Iowa State	1987	3-100	Andrew Turzilli, So.	TCU	2012
6-106	Willie Vaughn, Jr.	Okla. State	1987	6-118	Tony Pierson, Jr.	Texas Tech	2013
5-113	Willie Vaughn, Sr.	N.M. State	1988	5-101	Nigel King, Jr.	Iowa State	2014
4-114	Willie Vaughn, Sr.	Nebraska	1988	5-128	Nigel King, Jr.	TCU	2014
6-110	Willie Vaughn, Sr.	Colorado	1988	7-137	Jimmay Mundine, Sr.	TCU	2014
5-161	Willie Vaughn, Sr.	Oklahoma	1988	6-115	Tre' Parmalee, Sr.	Oklahoma State	2015
11-221	Quintin Smith, Sr.	Louisville	1989	5-124	Steven Sims Jr., So.	Rhode Island	2016
2-120	Kenny Drayton, So.	Kansas State	1989	4-114	Steven Sims Jr., So.	Ohio	2016
6-152	Jim New, So.	Iowa State	1989	8-131	LaQuvionte Gonzalez, Jr.	TCU	2016
4-100	Kenny Drayton, So.	Okla. State	1989	9-101	Steven Sims Jr., So.	TCU	2016
9-169	Quintin Smith, Sr.	Nebraska	1989	6-106	LaQuvionte Gonzalez, Jr.	Oklahoma State	2016
5-105	Chad Fette, So.	Louisville	1990	9-124	Steven Sims Jr., So.	West Virginia	2016
4-116	Rob Licursi, Jr.	Kansas State	1990	5-127	LaQuvionte Gonzalez, Jr.	Kansas State	2016
9-102	Rob Licursi, Jr.	Okla. State	1990	4-147	Steven Sims Jr., Jr.	SEMO	2017
5-111	Kenny Drayton, Jr.	Okla. State	1990	5-102	Steven Sims Jr., Jr.	Texas Tech	2017
4-115	Dwayne Chandler, Jr.	Ball State	1992	9-233	Steven Sims Jr., Jr.	Kansas State	2017
5-100	Dwayne Chandler, Jr.	Iowa State	1992	5-113	Steven Sims Jr., Sr.	Kansas State	2018
3-101	Dwayne Chandler, Sr.	W. Carolina	1993	7-102	Pooka Williams Jr., Fr.	TCU	2018
5-153	Ashaundai Smith, Jr.	Colorado	1994	8-121	Andrew Parchment, Jr.	Indiana State	2019
6-118	Ashaundai Smith, Sr.	North Texas	1995	8-100	Andrew Parchment, Jr.	Boston College	2019
5-104	Isaac Byrd, Jr.	Missouri	1995	5-132	Andrew Parchment, Jr.	West Virginia	2019
7-129	Isaac Byrd, Sr.	Texas Tech	1996	5-131	Stephon Robinson Jr., Jr.	Oklahoma	2019
4-111	Isaac Byrd, Sr.	Nebraska	1996	7-109	Andrew Parchment, Jr.	Texas Tech	2019
11-158	Isaac Byrd, Sr.	Iowa State	1996	6-186	Stephon Robinson Jr., Jr.	Texas Tech	2019
9-178	Isaac Byrd, Sr.	Kansas State	1996	7-116	Kwamie Lassiter II, Sr.	TCU	2020
4-138	Termaine Fulton, Fr.	Texas	1997				
4-113	Termaine Fulton, So.	Illinois	1998				
5-107	Harrison Hill, Jr.	San Diego State	1999				
5-122	Harrison Hill, Jr.	Missouri	1999				
8-144	Harrison Hill, Sr.	Oklahoma	2000				
8-114	Harrison Hill, Sr.	Kansas State	2000				
6-101	Byron Gasaway, Sr.	Missouri	2002				
5-106	Brandon Rideau, Jr.	Jacksonville St.	2003				
5-107	Brandon Rideau, Jr.	Colorado	2003				
6-152	Mark Simmons, So.	Colorado	2003				
9-109	Brandon Rideau, Jr.	N.C. State	2003				
8-135	Mark Simmons, Jr.	Texas	2004				
8-100	Brandon Rideau, Sr.	Missouri	2004				
6-106	Mark Simmons, Sr.	La. Tech	2005				
6-100	Mark Simmons, Sr.	Nebraska	2005				
8-108	Dexton Fields, So.	Nebraska	2006				
8-129	Brian Murph, Sr.	Nebraska	2006				
7-103	Marcus Henry, Sr.	C. Michigan	2007				
5-119	Marcus Henry, Sr.	Southeastern La.	2007				
7-133	Marcus Henry, Sr.	Toledo	2007				
6-101	Marcus Henry, Sr.	Nebraska	2007				
8-199	Marcus Henry, Sr.	Oklahoma State	2007				
11-109	Dexton Fields, Jr.	Iowa State	2007				
8-116	Dexton Fields, Jr.	Missouri	2007				
7-101	Dexton Fields, Jr.	Virginia Tech	2007				

YEARLY LEADERS

Year	Player	No.	Yds.
1937	Max Replogle, Jr.	18	180
1938	Max Replogle, Sr.	12	259
1939	Jake Fry, So.	11	137
1940	Don Pollom, So.	14	158
1941	Ray Evans, So.	18	235
1942	Otto Schnellbacher, So.	25	366
1943	Charlie Moffatt, Fr.	15	230
1944	Dwight Sutherland, Sr.	8	148
1945	Norm Pumphrey	12	212
1946	Otto Schnellbacher, Jr.	16	342
1947	Otto Schnellbacher, Sr.	17	361
1948	Bryan Sperry, Sr.	21	343
1949	Lyn Smith, So.	20	358
1950	Lyn Smith, Jr.	14	309
1951	Orban Tice, Sr.	19	363
1952	Charlie Hoag, Sr.	16	380
1953	Harold Patterson, Sr.	10	179
1954	Joe Held, So.	5	116
1955	Jim Letcavits, So.	9	169
1956	Jim Letcavits, Jr.	14	246
1957	Jim Letcavits, Jr.	10	176
1958	Homer Floyd, Sr.	15	307
1959	John Hadl, So.	7	126
1960	Curtis McClinton, Jr.	11	184
1961	Curtis McClinton, Sr.	10	166
1962	Lloyd Buzzi, Jr.	6	118
1963	Gale Sayers, Jr.	11	155
1964	Gale Sayers, Sr.	17	182
1965	Sim Stokes, Jr.	25	271
1966	Halley Kampschroeder, Sr.	18	278
1967	John Mosier, So.	37	495
1968	George McGowan, Jr.	32	592
1969	John Mosier, Sr.	25	339
1970	Ron Jessie, Sr.	18	308
1971	John Schroll, Jr.	40	491
1972	Bruce Adams, So.	39	704
1973	Emmett Edwards, Jr.	49	802
1974	Emmett Edwards, Sr.	30	542
1975	Waddell Smith, Jr.	9	197
1976	Waddell Smith, Sr.	10	221
1977	David Verser, Fr.	11	220
1978	Kevin Murphy, Fr.	20	346
1979	David Verser, Jr.	21	463
1980	David Verser, Sr.	30	576
1981	Wayne Capers, Jr.	36	629
1982	Wayne Capers, Sr.	25	383
1983	Bob Johnson, Sr.	58	1,144
1984	Richard Estell, Jr.	25	500
1985	Richard Estell, Sr.	70	1,109
1986	Willie Vaughn, So.	41	341
1987	John Baker, So.	27	300
1988	Willie Vaughn, Sr.	39	812
1989	Quintin Smith, Sr.	50	898
1990	Kenny Drayton, Jr.	34	506
1991	Kenny Drayton, Sr.	34	439
1992	Matt Gay, Sr.	30	425
1993	Ashaundai Smith, So.	27	256
1994	Ashaundai Smith, Jr.	22	426
1995	Isaac Byrd, Jr.	48	604
1996	Isaac Byrd, Sr.	53	840
1997	Michael Chandler, So.	21	311
1998	Harrison Hill, Fr.	28	391
1999	Michael Chandler, Sr.	36	473
2000	Harrison Hill, Jr.	47	591
2001	Roger Ross, Sr.	39	493
2002	Byron Gasaway, Sr.	39	490
2003	Charles Gordon, Fr.	57	769
2004	Brandon Rideau, Sr.	51	597
2005	Mark Simmons, Sr.	44	631
2006	Dexton Fields, So.	45	455
2007	Dexton Fields, Jr.	63	834
2008	Kerry Meier, Jr.	97	1,045
2009	Kerry Meier, Sr.	102	985
2010	Daymond Patterson, Jr.	60	487
2011	D.J. Beshears, Jr.	40	437
2012	Kale Pick, Sr.	26	390
2013	Tony Pierson, Jr.	24	333
2014	Jimmay Mundine, Sr.	45	584
2015	Tre' Parmalee, Sr.	41	599
2016	Steven Sims Jr., So.	72	859
2017	Steven Sims Jr., Jr.	59	839
2018	Steven Sims Jr., Sr.	53	535
2019	Andrew Parchment, Jr.	65	831
2020	Kwamie Lassiter II	43	458

TOTAL OFFENSE SEASON LEADERS



1 TODD REESING
4,112 YARDS | 3,888 PASS | 224 RUSH
2008

	PASS	RUSH	TOTAL
Florida International	256	15	271
Louisiana Tech	412	3	415
South Florida	381	13	394
Sam Houston State	356	17	373
Iowa State	319	20	339
Colorado	256	33	389
Oklahoma	342	9	351
Texas Tech	154	11	165
K-State	162	47	209
Nebraska	304	35	339
Texas	258	-34	224
Missouri	375	17	392
Minnesota	313	38	351
TOTALS	3,888	224	4,112



2 TODD REESING
3,735 YARDS | 3,616 PASS | 119 RUSH
2009

	PASS	RUSH	TOTAL
Northern Colorado	208	79	287
Texas - El Paso	260	-15	245
Duke	338	51	389
Southern Mississippi	331	-26	305
Iowa State	442	12	454
Colorado	401	-40	361
Oklahoma	224	17	241
Texas Tech	181	-11	170
K-State	241	25	266
Nebraska	236	42	278
Texas	256	-23	233
Missouri	498	8	506
TOTALS	3,616	119	3,735



3 TODD REESING
3,683 YARDS | 3,486 PASS | 197 RUSH
2007

	PASS	RUSH	TOTAL
Central Michigan	261	8	269
Southeastern Louisiana	257	31	288
Toledo	313	19	332
Florida International	368	47	415
K-State	267	12	279
Baylor	186	14	200
Colorado	153	84	237
Texas A&M	180	-22	158
Nebraska	354	10	364
Oklahoma State	318	-6	312
Iowa State	253	5	258
Missouri	349	1	350
Virginia Tech	227	-6	221
TOTALS	3,486	197	3,683



4 MIKE NORSETH
3,214 YARDS | 2,995 PASS | 219 RUSH
1985

	PASS	RUSH	TOTAL
1985	2,995	219	3,214
TOTALS	2,995	219	3,214



5 BILL WHITTEMORE
2,919 YARDS | 2,385 PASS | 534 RUSH
2003

	PASS	RUSH	TOTAL
Northwestern	240	7	247
Nevada - Las Vegas	270	65	335
Wyoming	269	69	338
Jacksonville State	319	62	381
Missouri	111	76	187
Colorado	422	45	467
Baylor	252	34	286
K-State	38	7	45
Iowa State	221	85	306
North Carolina State	243	84	327
TOTALS	2,385	534	2,919



6 CARTER STANLEY
2,732 YARDS | 2,664 PASS | 68 RUSH
2019

	PASS	RUSH	TOTAL
Indiana State	241	-12	229
Coastal Carolina	107	-12	95
Boston College	238	23	261
West Virginia	275	39	314
TCU	84	2	86
Oklahoma	230	-12	218
Texas	310	65	375
Texas Tech	415	1	416
K-State	115	-27	88
Oklahoma State	226	6	232
Iowa State	328	-1	327
Baylor	95	-4	91
TOTALS	2,664	68	2,732



7 FRANK SEURER
2,660 YARDS | 2,789 PASS | -129 RUSH
1983

	PASS	RUSH	TOTAL
1983	2,789	-129	2,660
TOTALS	2,789	-129	2,660



8 DYLEN SMITH
2,334 YARDS | 1,963 PASS | 371 RUSH
2000

	PASS	RUSH	TOTAL
Southern Methodist	207	24	231
Alabama - Birmingham	152	56	208
Southern Illinois	112	40	152
Oklahoma	258	-27	231
K-State	123	34	157
Missouri	234	77	311
Colorado	152	84	236
Texas Tech	327	33	360
Nebraska	129	-1	128
Texas	111	-1	110
Iowa State	158	52	210
TOTALS	1,963	371	2,334



9 BILL WHITTEMORE
2,215 YARDS | 1,666 PASS | 549 RUSH
2002

	PASS	RUSH	TOTAL
Iowa State	31	29	60
Nevada - Las Vegas	225	3	228
Missouri State	112	55	167
Bowling Green	188	31	219
Tulsa	218	177	395
Baylor	246	79	324
Colorado	217	121	338
Texas A&M	187	27	214
Missouri	242	27	269
TOTALS	1,666	549	2,215



10 MARK WILLIAMS
2,196 YARDS | 1,957 PASS | 239 RUSH
1995

	PASS	RUSH	TOTAL
1995	1,957	239	2,196
TOTALS	1,957	239	2,196

TOTAL OFFENSE RECORDS



TODD REESING - In his three years with the Jayhawks, Reesing set the top three marks for total yards in a season, while setting the school record for most offensive yards in a career, with 11,840.

CAREER RECORDS

Offensive Yards	Yards	Years	Breakdown
1. Todd Reesing	11,840	2006-09	(11,194 pass, 646 rush)
2. Frank Seurer	6,112	1980-83	(6,410 pass, -298 rush)
3. Chip Hilleary	5,888	1989-92	(4,598 pass, 1,290 rush)
4. Carter Stanley	5,356	2016-19	(5,035 pass, 321 rush)
5. Kelly Donohoe	5,228	1986-89	(5,382 pass, 154 rush)
6. Bill Whittemore	5,134	2002-03	(4,051 pass, 1,083 rush)
7. Mike Norseth	4,996	1984-85	(4,677 pass, 319 rush)
8. David Jaynes	4,639	1971-73	(5,132 pass, 493 rush)
9. Dylon Smith	4,084	1999-2000	(3,562 pass, 522 rush)
10. June Henley	3,841	1993-96	(3,841 rush)
11. Bobby Douglass	3,832	1966-68	(2,817 pass, 1,015 rush)
12. Ray Evans	3,799	1941-42, 46-47	(2,368 pass, 1,431 rush)
13. Tony Sands	3,788	1988-91	(3,788 rush)
14. James Sims	3,592	2010-13	(3,592 rush)
15. Peyton Bender	3,260	2017-18	(3,503 pass, -243 rush)

By a Freshman

1,640	Ryan Willis, 2015	(1,719 pass, -79 rush)
1,539	Kerry Meier, 2006	(1,193 pass, 346 rush)

By a Running Back

1,457	Jon Cornish, 2006	(1,457 rush)
1,442	Tony Sands, 1991	(1,442 rush)

Offensive Plays	No.	Years	Breakdown
1. Todd Reesing	1,796	2006-09	(1,461 pass, 335 rush in 41 g)
2. Frank Seurer	1,181	1980-83	(934 pass, 247 rush in 42 g)
3. David Jaynes	986	1971-73	(754 pass, 232 rush in 28 g)
4. Montell Cozart	968	2013-16	(487 pass, 481 rush in 27 g)
Kelly Donohoe	968	1986-89	(754 pass, 223 rush in 34 g)
6. Carter Stanley	934	2016-19	(759 pass, 321 rush in 34 g)
7. Chip Hilleary	926	1989-92	(636 pass, 290 rush in 38 g)
8. Mike Norseth	876	1984-85	(647 pass, 229 rush in 23 g)
9. Bill Whittemore	832	2002-03	(568 pass, 264 rush in 19 g)
10. June Henley	823	1993-96	(823 rush in 42 g)

Touchdowns	No. (Pass, Rush, Return)	Years
1. Todd Reesing	105 (90 pass, 15 rush)	2006-09
2. Bill Whittemore	50 (29 pass, 21 rush)	2002-03
3. Chip Hilleary	48 (25 pass, 23 rush)	1989-92
4. June Henley	43 (42 rush, 1 kick return)	1993-96
5. David Jaynes	40 (35 pass, 5 rush)	1971-73

Total Offensive Yards Per Game	Avg.	Years
1. Todd Reesing	288.8	2006-09
2. Bill Whittemore	270.2	2002-03
3. Mike Norseth	217.2	1984-85
4. Dylon Smith	177.5	1999-2000
5. David Jaynes	165.6	1971-73

GAME RECORDS

Name	Yards	Game, Date
1. Mike Norseth, Sr.	509 (480 pass, 29 rush)	vs. Vanderbilt, 9-9-85
2. Todd Reesing, Sr.	506 (498 pass, 8 rush)	vs. Missouri, 11-28-09
3. Bill Whittemore, Sr.	467 (422 pass, 45 rush)	vs. Colorado, 10-11-03
4. Todd Reesing, Sr.	454 (442 pass, 12 rush)	vs. Iowa State, 10-10-09
5. Kelly Donohoe, Sr.	439 (411 pass, 28 rush)	vs. Iowa State, 10-7-89
6. Carter Stanley, So.	441 (418 pass, 23 rush)	vs. Kansas State, 10-28-17
7. Carter Stanley, Sr.	416 (415 pass, 1 rush)	vs. Texas Tech, 10-26-19
8. Todd Reesing, Jr.	415 (412 pass, 4 rush)	vs. La. Tech, 9-6-08
Todd Reesing, So.	415 (368 pass, 47 rush)	vs. FIU, 9-22-07
10. Adam Barmann, Sr.	410 (405 pass, 5 rush)	vs. Nebraska, 9-30-06
11. David Jaynes, Jr.	402 (401 pass, 1 rush)	vs. Washington State, 9-9-72
12. Tony Sands, Sr.	396 (396 rush)	vs. Missouri, 11-23-91
13. Montell Cozart, Jr.	395 (291 pass, 94 rush)	vs. S.D. State, 9-5-15
Bill Whittemore, Jr.	395 (218 pass, 177 rush)	vs. Tulsa, 9-28-02

By a Freshman

Adam Barmann	339 (294 pass, 45 rush)	vs. Texas A&M, 2003
--------------	-------------------------	---------------------

By a Running Back

Tony Sands	398 (396 rush)	vs. Missouri, 1991
------------	----------------	--------------------

Total Plays	No.	Game, Date
1. Peyton Bender, Jr.	65 (62 pass, 3 rush)	vs. SEMO, 9-2-17
Bill Whittemore, Jr.	65 (44 pass, 21 rush)	vs. Texas A&M, 10-19-02
3. David Jaynes, Sr.	64 (58 pass, 6 rush)	vs. Tennessee, 10-6-73
4. Todd Reesing, Sr.	63 (55 pass, 8 rush)	vs. Missouri, 11-28-09
5. Carter Stanley, So.	62 (48 pass, 14 rush)	vs. Kansas State, 10-28-17
Todd Reesing, Jr.	62 (51 pass, 11 rush)	vs. Missouri, 11-29-08
7. Todd Reesing, Jr.	61 (52 pass, 9 rush)	vs. FIU, 8-30-08
8. Todd Reesing, Jr.	60 (51 pass, 9 rush)	vs. USF, 9-12-08
Kerry Meier, Fr.	60 (41 pass, 19 rush)	vs. Toledo, 9-15-06
Bill Whittemore, Jr.	60 (33 pass, 27 rush)	vs. Colorado, 10-12-02

Touchdowns	No.	Game, Date
1. Todd Reesing, So.	6 (6 pass)	vs. Nebraska, 11-03-07
2. Bill Whittemore, Sr.	5 (3 pass, 2 rush)	vs. Colorado, 10-11-03
Dylon Smith, Sr.	5 (2 pass, 3 rush)	vs. Texas Tech, 10-28-00
Chip Hilleary, Sr.	5 (4 pass, 1 rush)	vs. Iowa State, 10-17-92
Mike Norseth, Sr.	5 (4 pass, 1 rush)	vs. Eastern Illinois, 10-5-85
Ralph Miller, So.	5 (5 pass)	vs. Washburn, 10-8-38

ALL-PURPOSE RECORDS

(SINCE 1956)

**JAMES SIMS -**

Ranks second on KU's career all-purpose list without ranking in the top-15 on the single-season chart. Sims finished his KU career with 4,189 all-purpose yards, 3,592 of which came in the rushing attack.

CAREER RECORDS

All-Purpose Yard	No.	Years
1. June Henley (3,841 rush, 622 rec., 694 ret.)	5,157	1993-97
2. James Sims (3,592 rush, 587 rec., 10 ret.)	4,189	2010-13
3. Clark Green (2,754 rush, 1,229 rec., 85 ret.)	4,068	2002-05
4. Dezmon Briscoe (37 rush, 3,240 rec., 651 ret.)	3,928	2007-09
5. Gale Sayers (2,675 rush, 398 rec., 844 ret.)	3,917	1962-64
6. David Winbush (2,608 rush, 505 rec., 797 ret.)	3,910	1997-2000
7. Tony Sands (3,788 rush, 106 rec.)	3,894	1988-91
8. Laverne Smith (3,074 rush, 211 rec., 117 ret.)	3,402	1973-76
9. Ray Evans (1,365 rush, 353 rec., 1,541 ret.)	3,259	1941-42, 1946-47
10. Charlie Hoag (1,914 rush, 579 rec., 740 ret.)	3,233	1950-52
11. Don Shanklin (1,630 rush, 276 rec., 1,265 ret.)	3,171	1966-68
12. D.J. Behsears (369 rush, 550 rec., 2,201 ret.)	3,120	2009-12
13. Jake Sharp (2,239 rush, 785 rec., 76 ret.)	3,100	2006-09
14. Pooka Williams Jr. (2,186 rush, 503 rec., 246 ret.)	2,935	2018-Pres.
15. John Riggins (2,659 rush, 67 rec., 165 ret.)	2,891	1968-70

Plays	No.	Years
1. June Henley	917	1993-96
2. James Sims	871	2010-13
3. Tony Sands	789	1988-91
4. David Winbush	642	1997-2000
5. Clark Green	586	2002-05
6. John Riggins	535	1968-70
7. Gale Sayers	496	1962-64
8. Laverne Smith	491	1973-76
9. Kerwin Bell	487	1980-83
10. Pooka Williams Jr.	435	2018-Pres.

SEASON RECORDS

Total Yards	No.	Year
1. Dezmon Briscoe, Jr. (19 rush, 1,337 rec., 432 ret.)	1,788	2009
2. June Henley, Sr. (1,349 rush, 215 rec.)	1,773	1996
3. Pooka Williams Jr., Fr. (1,125 rush, 289 rec., 246 ret.)	1,660	2018
4. Jon Cornish, Sr. (1,457 rush, 194 rec.)	1,651	2006
5. Dezmon Briscoe, So. (18 rush, 1,407 rec., 219 ret.)	1,644	2008
6. D.J. Behsears, Jr. (64 rush, 437 rec., 1,014 ret.)	1,587	2011
7. Clark Green, So. (968 rush, 464 rec., 20 ret.)	1,452	2003
8. Tony Sands, Sr. (1,442 rush, 7 rec.)	1,449	1991
9. Brandon McAnderson, Sr. (1,125 rush, 213 rec., 48 ret.)	1,386	2007
Gale Sayers, Jr. (917 rush, 155 rec., 333 ret.)	1,386	1963
11. Gale Sayers, Sr. (1,125 rush, 61 rec., 197 ret.)	1,383	1964
12. Don Shanklin, So. (732 rush, 42 rec., 595 ret.)	1,373	1966
13. June Henley, Fr. (1,127 rush, 53 rec., 134 ret.)	1,314	1993
14. LaQuivonte Gonzalez (-9 rush, 729 rec., 601 ret.)	1,311	2016
15. Ron Jessie, Jr. (603 rush, 336 rec., 362 ret.)	1,301	1969

All-Purpose Plays	No.	Year
1. June Henley, Sr.	336	1996
2. Jon Cornish, Sr.	274	2006
Tony Sands, Sr.	274	1991
4. James Sims, Sr.	255	2013
5. Clark Green, So.	249	2003
6. June Henley, Fr.	244	1993
7. Delvin Williams, Sr.	240	1973
8. Kerwin Bell, So.	236	1980
9. Clark Green, Fr.	234	2002
10. James Sims, Jr.	232	2012

YEARLY LEADERS

Year	Leader	Yds.	Plays	Rush	Rec.	Ret.	Avg.
1958	Homer Floyd, HB	1040	141	391	307	342	7.4
1959	John Hadl, HB	956	98	348	126	482	9.8
1960	Bert Coan, HB	710	84	488	184	38	8.5
1961	Curtis McClinton, FB	866	145	553	166	147	6.0
1962	Gale Sayers, RB	1383	178	1125	61	197	7.8
1963	Gale Sayers, RB	1386	157	917	155	314	8.8
1964	Gale Sayers, RB	1148	161	633	182	333	7.1
1965	Robert Miller, RB	364	68	356	3	5	5.4
1966	Donnie Shanklin, HB	1373	224	732	42	595	6.1
1967	Donnie Shanklin, WR	744	64	126	169	449	11.6
1968	Donnie Shanklin, TB	1054	139	772	65	217	7.6
1969	Ron Jessie, TB	1301	164	603	336	362	7.9
1970	John Riggins, RB	1175	216	1131	44	0	5.4
1971	Delvin Williams, RB	696	121	509	67	120	5.8
1972	Bruce Adams, WR	951	61	0	704	247	15.6
1973	Delvin Williams, RB	1201	240	762	272	167	5.0
1974	Laverne Smith, RB	1300	188	1181	119	0	6.9
1975	Nolan Cromwell, QB	1124	218	1124	0	0	5.2
1976	Laverne Smith, HB	1024	151	978	46	0	6.8
1977	Norris Banks, FB	671	164	655	16	0	4.1
1978	Mike Higgins, TB	624	89	270	91	263	7.0
1979	Harry Sydney, RB	768	146	578	149	41	5.3
1980	Dino Bell, TB	1179	236	1114	65	0	5.0
1981	Garfield Taylor, TB	834	181	728	106	0	4.6
1982	Darren Green, WR	697	27	7	220	470	25.8
1983	Bob Johnson, SE	1154	58	0	1154	0	19.9
1984	Robert Mimbs, TB	941	139	494	291	156	6.8
1985	Richard Estell, WR	1109	70	0	1109	0	15.8
1986	Arnold Snell, TB	731	174	672	34	25	4.2
1987	Arnold Snell, TB	767	199	691	14	62	3.9
1988	Willie Vaughn, WR	1054	60	27	812	215	17.6
1989	Tony Sands, RB	1163	222	1109	54	0	5.2
1990	Tony Sands, RB	775	187	757	18	0	4.1
1991	Tony Sands, RB	1449	274	1442	7	0	5.7
1992	Maurice Douglass, RB	1178	219	899	156	123	5.4
1993	June Henley, RB	1314	244	1127	53	134	5.4
1994	L.T. Levine, RB	984	135	803	31	15	7.3
1995	June Henley, RB	1270	195	766	312	192	6.5
1996	June Henley, RB	1773	336	1349	215	209	5.3
1997	Eric Vann, RB	910	209	796	114	0	4.4
1998	David Winbush, RB	1195	225	974	75	146	5.3
1999	Mitch Bowles, RB	897	119	444	50	403	7.3
2000	David Winbush, RB	1165	192	701	268	196	6.1
2001	Reggie Duncan, RB	783	185	739	44	0	4.0
2002	Clark Green, RB	1221	234	813	408	0	5.2
2003	Clark Green, RB	1452	249	968	464	20	5.8
2004	John Randle, RB	1065	193	540	274	251	5.5
2005	Clark Green, RB	948	178	664	219	65	5.3
2006	Jon Cornish, RB	1651	274	1457	194	0	6.0
2007	Brandon McAnderson, RB	1386	214	1125	213	48	6.5
2008	Dezmon Briscoe, WR	1644	102	18	1407	219	16.1
2009	Dezmon Briscoe, WR	1788	105	19	1337	432	17.0
2010	D.J. Beshears, WR/RB	1210	102	213	69	928	11.9
2011	D.J. Beshears, WR/RB	1587	108	64	437	1,086	10.1
2012	James Sims, RB	1181	232	1,013	168	0	5.1
2013	James Sims, RB	1276	255	1,110	166	0	5.0
2014	Corey Avery, RB	848	169	631	217	0	5.0
2015	Ryan Schadler, RB	850	53	100	0	750	14.2
2016	LaQuivonte Gonzalez, WR	1311	99	-9	850	591	13.2
2017	Steven Sims Jr., WR	1276	90	5	839	432	14.2
2018	Pooka Williams Jr., RB	1660	205	1125	289	246	8.1
2019	Pooka Williams Jr., RB	1275	230	1061	214	0	5.5
2020	Kwamie Lassiter II, WR	472	48	0	458	14	9.8

SCORING RECORDS

CAREER RECORDS

Total Points	No.	Years
1. Dan Eichloff (62 FGs, 116 PATs)	302	1990-93
2. Scott Webb (47 FGs, 159 PATs)	300	2004-07
3. June Henley (43 TDs)	258	1993-96
4. Bruce Kallmeyer (53 FGs, 74 PATs)	233	1980-83
5. Joe Garcia (40 FGs, 103 PATs)	223	1997-2000
6. James Sims (36 TDs)	216	2010-13
7. Jacob Branstetter (30 FGs, 118 PATs)	208	2008-10
8. Dezmon Briscoe (33 TDs)	198	2007-09
9. Jeff McCord (25 FGs, 104 PATs)	179	1994-96
10. Jake Sharp (29 TDs)	174	2006-09
11. Tony Sands (28 TDs)	168	1988-91
12. Matthew Wyman (29 FG, 68 PATs)	155	2013-16
12. Kerry Meier (24 FGs, 2 PATs)	148	2006-09
13. David Winbush (24 TDs)	144	1997-2000
14. Gabriel Rui (29 FGs, 51 PATs)	138	2017-18
Chip Hilleary (23 TDs)	138	1989-92
16. Mike Hubach (21 FGs, 72 PATs)	135	1976-79
17. Bill Bell (16 FGs, 78 PATs)	132	1967-69
18. Bill Whittemore (21 TDs)	126	2002-03
L.T. Levine (21 TDs)	126	1992-95
John Riggins (21 TDs)	126	1968-70

Touchdowns	No.	Years
1. June Henley	43	1993-96
2. Bobby Douglass	39	1966-68
3. James Sims	36	2010-13
4. Dezmon Briscoe	33	2007-09
5. Jake Sharp	29	2006-09
6. Tony Sands	28	1988-91
7. Kerry Meier	24	2006-09
David Winbush	24	1997-2000
9. Brandon McAnderson	23	2004-07
Chip Hilleary	23	1989-92
Laverne Smith	23	1973-76
12. Bill Whittemore	21	2002-03
L.T. Levine	21	1992-95
John Riggins	21	1968-70
15. Gale Sayers	20	1962-64

Most Games with a Touchdown		
24	June Henley	1993-96

SEASON RECORDS

Total Points	No.	Year
1. Scott Webb*, Sr.	120	2007
2. June Henley, Sr.	108	1996
3. Bruce Kallmeyer*, Sr.	98	1983
4. Dezmon Briscoe, So.	90	2008
5. Dan Eichloff*, Jr.	86	1992
6. Dan Eichloff*, So.	85	1991
7. Chip Hilleary, Jr.	84	1991
John Riggins, Sr.	84	1970
Wade Stinson, Jr.	84	1950
10. Jeff Johnson*	83	1985

* - Indicates place kicker

Touchdowns	No.	Year
1. June Henley, Sr.	18	1996
2. Brandon McAnderson, Sr.	16	2007
3. Dezmon Briscoe, So.	15	2008
4. Chip Hilleary, Jr.	14	1991
John Riggins, Sr.	14	1970
Wade Stinson, Jr.	14	1950
7. Jake Sharp, Jr.	13	2008
June Henley, Fr.	13	1993
Bud Laughlin, So.	13	1951
10. Maurice Douglas, Sr.	12	1992
Bobby Douglass, Sr.	12	1968
12. Dezmon Briscoe, Jr.	11	2009
Jon Cornish, Jr.	11	2005
Bill Whittemore, Jr.	11	2002
L.T. Levine, Jr.	11	1994
Tony Sands, So.	11	1989
Bud French, Sr.	11	1949

Most Games with a TD	No.	Year
1. Dezmon Briscoe, So.	10	2008
2. Maurice Douglas, Sr.	9	1992
Wade Stinson, Jr.	9	1950

GAME RECORDS

Total Points	Pts.	Game, Date
1. James Sims, Fr.	24	vs. Colorado, 11-6-10
Jake Sharp, Jr.	24	vs. Kansas State, 11-1-08
Brandon McAnderson, Sr.	24	vs. Nebraska, 11-10-07
June Henley, Sr.	24	vs. TCU, 9-14-96
Tony Sands, Sr.	24	vs. Missouri, 11-23-91
Quintin Smith, Sr.	24	vs. Louisville, 9-9-89
Curtis McClinton, Sr.	24	vs. California, 11-18-61
Charlie Black	24	vs. Washington (Mo.), 11-10-23

Total Points by a Kicker	Pts.	Game, Date
1. Bruce Kallmeyer, Sr.	21	vs. Wichita State, 9-17-83

Touchdowns	No.	Game, Date
1. James Sims, Fr.	4	vs. Colorado, 11-6-10
Jake Sharp, Jr.	4	vs. Kansas State, 11-1-08
Brandon McAnderson, Sr.	4	vs. Nebraska, 11-10-07
Tony Sands, Sr.	4	vs. Missouri, 11-23-91
Quintin Smith, Sr.	4	vs. Louisville, 9-9-89
Curtis McClinton, Sr.	4	vs. California, 11-18-61
Charlie Black	4	vs. Washington (Mo.), 11-10-23

YEARLY LEADERS

Year	Player	TD	PAT (1)	PAT (2)	FG	TP
1937	Clarence Douglass, FB	4	3-5	--	0-0	27
1938	Bill Bunsen, FB	4	0-0	--	0-0	24
1939	Milt Sullivan, RB	2	0-0	--	0-0	12
	Jake Fry, RB	2	0-0	--	0-0	12
1940	Ed Hall, RB	4	3-5	--	0-0	27
1941	Denzel Gibbens, RB	3	0-0	--	0-0	18
1942	Ed Linquist, RB	4	0-0	--	0-0	24
1943	Bob Carson, RB	4	1-1	--	0-0	25
1944	Charlie Moffatt, RB	7	1-1	--	0-0	43
1945	Leroy Robison	6	10-15	--	0-0	46
1946	Ray Evans, RB	7	0-0	--	0-0	42
1947	Forrest Griffith, RB	9	0-0	--	0-0	54
1948	Forrest Griffith, RB	6	1-2	--	0-0	37
1949	Bud French	11	0-0	--	0-0	66
1950	Wade Stinson, RB	14	0-0	--	0-0	84
1951	Bud Laughlin	13	0-0	--	0-0	78
1952	Bob Brandeberry	9	0-0	--	0-0	54
1953	Don Hess, RB	3	2-2	--	0-0	20
1954	John Anderson, FB	2	0-0	--	0-0	12
	Joe Held, E/RB	2	0-0	--	0-0	12
	Terry McIntosh, RB/QB	2	0-0	--	0-0	12
	Ralph Moody, RB	2	0-0	--	0-0	12
1955	John Francisco, RB	4	0-0	--	0-0	24
1956	Charlie McCue, RB	8	0-0	--	0-0	48
1957	Homer Floyd, RB	5	0-0	--	0-0	30
1958*	Homer Floyd, RB	4	0-0	1	0-0	26
1959	John Hadl, RB/QB	8	0-0	0	0-0	48
1960	Bert Coan, RB	9	0-0	0	0-0	54
1961	Curtis McClinton, FB	10	0-0	0	0-0	60
1962	Gale Sayers, RB	7	0-0	0	0-0	42
1963	Gale Sayers, RB	8	0-0	1	0-0	50
1964	Gale Sayers, RB	5	0-0	0	0-0	30
1965	Rick Abernethy, LB	4	0-0	0	0-0	24
	Bill Fenton, QB	4	0-0	0	0-0	24
1966	Thermus Butler, HB	3	0-0	0	1-1	21
1967	Bobby Douglass, QB	7	0-0	0	0-0	42
1968	Bobby Douglass, QB	12	0-0	0	0-0	72
1969	Bill Bell, K	0	17-19	0	5-14	32
1970	John Riggins, RB	14	0-0	0	0-0	84
1971	Steve Conley, RB	5	0-0	1	0-0	32
	John Schroll, TE	5	0-0	1	0-0	32
1972	Bruce Adams, WR	8	0-0	1	0-0	50
1973	Delvin Williams, RB	10	0-0	0	0-0	60
1974	Laverne Smith, RB	5	0-0	0	0-0	30
1975	Nolan Cromwell, QB	9	0-0	0	0-0	54
1976	Mike Hubach, K/P	0	28-30	0	7-14	49
1977	Mike Hubach, K/P	0	16-16	0	3-8	25
1978	Mike Hubach, K/P	0	10-10	0	4-12	22
1979	Mike Hubach, K/P	0	18-20	0	7-14	39
1980	Kerwin Bell, RB	8	0-0	0	0-0	48
1981	Bruce Kallmeyer, K	0	16-16	0	12-14	52
1982	Bruce Kallmeyer, K	0	14-14	0	10-14	44
1983	Bruce Kallmeyer, K	0	26-29	0	24-29	98
1984	Dodge Schwartzburg, K	0	21-22	0	15-18	66
1985	Jeff Johnson, K	0	29-32	0	18-25	83
1986	Arnold Snell, FB	5	0-0	0	0-0	30
1987	Louis Klemp, K	0	14-14	0	7-13	35
1988	Brad Fleeman, PK	0	22-23	0	7-9	43
1989	Tony Sands, RB	11	0-0	0	0-0	66
1990	Dan Eichloff, P/PK	0	22-22	0	15-21	67
1991	Dan Eichloff, P/PK	0	31-33	0	18-24	85
1992	Dan Eichloff, P/PK	0	38-38	0	16-20	86
1993	June Henley, RB	13	0-0	0	0-0	78
1994	L.T. Levine, RB	11	0-0	0	0-0	66
1995	Jeff McCord, K	0	33-36	0	9-12	60
1996	June Henley, RB	18	0-0	0	0-0	108
1997	Joe Garcia, K	0	18-20	0	11-14	51
1998	Joe Garcia, K	0	27-29	0	12-17	63
1999	Moran Norris, RB	9	0-0	0	0-0	54
2000	Joe Garcia, K	0	29-31	0	10-14	59
2001	Johnny Beck, PK	0	16-17	0	14-20	58
2002	Bill Whittemore, QB	11	0-0	0	0	66
2003	Bill Whittemore, QB	10	0-0	0	0-0	60
2004	John Randle, RB/DB	9	0-0	0	0-0	54
2005	Scott Webb, PK	0	27-29	0	14-19	69
2006	Scott Webb, PK	0	37-39	0	13-18	76
2007	Scott Webb, PK	0	66-67	0	18-26	120
2008	Dezmon Briscoe, WR	15	0-0	0	0-0	90
2009	Jacob Branstetter, PK	0	42-44	0	13-19	81
2010	James Sims, RB	10	0-0	0	0-0	60
2011	James Sims, RB	9	0-0	0	0-0	54
2012	James Sims, HB	10	0-0	0	0-0	60
2013	James Sims, HB	7	0-0	0	0-0	42
2014	Matthew Wyman, PK	0	25-27	0	9-15	52
2015	Ke'aun Kinner, RB	5	0-0	0	0-0	30
2016	Matthew Wyman, PK	0	26-26	0	13-19	65
2017	Gabriel Rui, PK	0	23-23	0	17-20	74
2018	Gabriel Rui, PK	0	28-28	0	12-17	64
2019	Liam Jones, PK	0	26-30	0	11-18	59
2020	Jacob Borcila, PK	0	10-10	0	6-9	28

* Two-point conversion rule adopted in 1958

PLACE KICKING RECORDS

CAREER RECORDS

Field Goal Attempts	No.	Years
1. Dan Eichloff	87	1990-93
2. Johnny Beck	69	2001-04
Bruce Kallmeyer	69	1980-83
4. Scott Webb	68	2004-07
5. Joe Garcia	63	1997-2000
6. Matthew Wyman	48	2013-16
Mike Hubach	48	1976-79
8. Jacob Branstetter	45	2008-10

Field Goals Made	M-A	Years
1. Dan Eichloff	62-87	1990-93
2. Bruce Kallmeyer	53-69	1980-83
3. Scott Webb	47-68	2004-07
4. Johnny Beck	40-69	2001-04
Joe Garcia	40-63	1997-2000
6. Jacob Branstetter	30-45	2008-10

Field Goal Percentage (Min. 24 Attempts)	Pct.	Years
1. Gabriel Rui	78.4 (29-37)	2017-18
2. Bruce Kallmeyer	77.9 (53-69)	1980-83
3. Dan Eichloff	71.3 (62-87)	1990-93
4. Scott Webb	69.1 (47-68)	2004-07
5. Jacob Branstetter	66.7 (30-45)	2008-10

PATs Attempted	M-A	Years
1. Scott Webb	159-164	2004-07
2. Jacob Branstetter	118-122	2008-10
3. Dan Eichloff	116-119	1990-93
4. Joe Garcia	103-111	1997-2000
5. Jeff McCord	104-109	1994-96

PATs Made	No.	Years
1. Scott Webb	159	2004-07
2. Jacob Branstetter	118	2008-10
3. Dan Eichloff	116	1990-93
4. Jeff McCord	104	1994-96
5. Joe Garcia	103	1997-2000
6. Bill Bell	78	1967-69
7. Bruce Kallmeyer	74	1980-83
8. Mike Hubach	72	1976-79

PAT Percentage (min. 100 attempts)	Pct.	Years
1. Dan Eichloff	97.5 (116-119)	1990-93
2. Scott Webb	97.0 (159-164)	2004-07
3. Jacob Branstetter	96.7 (112-122)	2008-10

Consecutive PATs Made	No.	Years
1. Dan Eichloff	60	1990-93

SEASON RECORDS

Field Goals Attempted	M-A	Year
1. Bruce Kallmeyer, Sr.	24-29	1983
2. Scott Webb, Sr.	18-26	2007
3. Jeff Johnson, Jr.	18-25	1985
4. Dan Eichloff, So.	18-24	1991
5. Dan Eichloff, Fr.	15-21	1990
6. Gabriel Rui, Jr.	17-20	2017
Johnny Beck, Fr.	14-20	2001
Dan Eichloff, Jr.	16-20	1992
9. Matthew Wyman, Sr.	13-19	2016
Jacob Branstetter, Jr.	13-19	2009
Scott Webb, So.	14-19	2005

Field Goals Made	M-A	Year
1. Bruce Kallmeyer, Sr.	24-29	1983
2. Scott Webb, Sr.	18-26	2007
Dan Eichloff, So.	18-24	1991
Jeff Johnson, Jr.	18-25	1985
5. Gabriel Rui, Jr.	17-20	2017
6. Dan Eichloff, Jr.	16-20	1992
7. Dan Eichloff, Fr.	15-21	1990
Dodge Schwartzburg, Sr.	15-18	1984
9. Scott Webb, So.	14-19	2005
Johnny Beck, Fr.	14-20	2001

Field Goal Percentage	Pct.	Year
1. Bruce Kallmeyer, So.	85.7 (12-14)	1981
2. Gabriel Rui, Jr.	85.0 (17-20)	2017
3. D. Schwartzburg, Sr.	83.3 (15-18)	1984
4. Bruce Kallmeyer, Sr.	82.8 (24-29)	1983
5. Dan Eichloff, Jr.	80.0 (16-20)	1992

Most Consecutive Field Goals Made	No.	Year
1. Dodge Schwartzburg, Sr.	11	1984

PATs Attempted	M-A	Year
1. Scott Webb, Sr.	66-67	2007
2. Bill Bell, Jr.	48-53	1968
3. Jacob Branstetter, So.	51-52	2008
4. Jacob Branstetter, Jr.	42-44	2009
5. John Konek, Sr.	33-43	1952
6. Scott Webb, Jr.	37-39	2006
7. Dan Eichloff, Jr.	38-38	1992
8. Jeff McCord, Fr.	37-37	1994
Bill Rinehart, Jr.	25-37	1949
10. Bob Helmbacher, So.	32-34	1970

PATs Made	No.	Year
1. Scott Webb, Sr.	66	2007
2. Jacob Branstetter, So.	51	2008
3. Bill Bell, Jr.	48	1968
4. Jacob Branstetter, Jr.	42	2009
5. Dan Eichloff, Jr.	38	1992
6. Scott Webb, Jr.	37	2006
Jeff McCord, Fr.	37	1994
8. John Konek, So.	33	1952
9. Bob Helmbacher, So.	32	1970
10. Johnny Beck, Jr.	31	2003
Dan Eichloff, So.	31	1991

PAT Percentage	Pct.	Year
1. Gabriel Rui, Sr.	100.0 (28-28)	2018
Gabriel Rui, Jr.	100.0 (23-23)	2017
Matthew Wyman, Sr.	100.0 (26-26)	2016
Nick Prolago, Fr.	100.0 (14-14)	2012
Scott Webb, Fr.	100.0 (29-29)	2004
Jeff McCord, Fr.	100.0 (37-37)	1994
Dan Eichloff, Jr.	100.0 (38-38)	1992
Jacob Borcila, Fr.	100.0 (10-10)	2020
8. Jacob Branstetter, So.	98.0 (51-52)	2008
9. Jacob Branstetter, Sr.	96.2 (25-26)	2010
Dan Eichloff, Sr.	96.2 (25-26)	1993

Consecutive PATs Made	No.	Year
1. Jacob Branstetter, So.	49	2008
2. Scott Webb, Sr.	44	2007
3. Dan Eichloff, Jr.	38	1992
4. Jeff McCord, Fr.	37	1994

GAME RECORDS

Field Goals Made	No.	Game, Date
1. Bruce Kallmeyer, Sr.	5	vs. Wichita State, 9-17-83
Bruce Kallmeyer, Sr.	5	vs. Nebraska, 10-31-81
3. Scott Webb, Jr.	4	vs. Kansas St., 11-18-06
Johnny Beck, Jr.	4	vs. UNLV, 9-6-03
Johnny Beck, Fr.	4	vs. Texas Tech, 10-6-01
Dan Eichloff, Sr.	4	vs. W. Carolina, 9-4-93
Dan Eichloff, Jr.	4	vs. Oklahoma St., 11-2-92
Dan Eichloff, Jr.	4	vs. Tulsa, 9-19-92
Dodge Schwartzburg, Sr.	4	vs. Oklahoma, 10-27-84
Bruce Kallmeyer, Sr.	4	vs. USC, 9-24-83
Dennis Kerbel, Fr.	4	vs. Oregon St., 9-27-75

Longest Field Goal	Yds.	Game, Date
1. Dan Eichloff, Jr.	61	vs. Ball State, 9-12-92
2. Johnny Beck, Fr.	59	at Colorado, 9-22-01
3. Dan Eichloff, Fr.	58	vs. Kansas St., 10-27-90
4. Jacob Branstetter, Jr.	57	vs. Oklahoma, 9-24-09
Bruce Kallmeyer, Sr.	57	at Iowa State, 10-8-83
6. Dan Eichloff, Jr.	55	vs. Ball State, 9-12-92
7. Gabriel Rui, Sr.	54	vs. Nicholls, 9-1-18
Brad Fleeman, Jr.	54	vs. Kansas St., 11-5-88
Jeff Johnson, Jr.	54	at Oklahoma, 11-2-85
Bruce Kallmeyer, Sr.	54	vs. Missouri, 11-19-83
11. Jeff Johnson, Jr.	53	vs. Indiana St. 9-21-85
Mike Hubach, Sr.	53	vs. Oklahoma St., 10-27-79
13. Matthew Wyman, Fr.	52	vs. LA Tech, 9-21-13
Johnny Beck, Fr.	52	vs. UCLA, 9-8-01
Joe Garcia, Sr.	52	vs. Colorado, 10-21-00
Dan Eichloff, Sr.	52	at Michigan St., 9-11-93
Bruce Kallmeyer, Jr.	52	at Oklahoma St., 10-9-82
Mike Hubach, Sr.	52	vs. Colorado, 11-17-79

PATs Attempted	No.	Game, Date
1. Scott Webb, Sr.	11	vs. Nebraska, 11-3-07
2. Bill Bell, Jr.	10	vs. New Mexico, 10-5-68
3. Scott Webb, Fr.	9	vs. Toledo, 9-11-04
4. Jeff McCord, Fr.	8	vs. UAB, 9-24-94
Dan Eichloff, Jr.	8	vs. Ball State, 9-12-92
Bill Weidlein	8	vs. St. Mary's, 10-5-1912
7. Gabriel Rui, Sr.	7	vs. Rutgers, 9-15-18
Matthew Wyman, Sr.	7	vs. Rhode Island, 9-3-16
Jacob Branstetter, So.	7	vs. Kansas State, 11-1-08
Scott Webb, Sr.	7	vs. SELA, 9-8-07
Scott Webb, Jr.	7	vs. NW State, 9-2-06
Joe Garcia, So.	7	vs. Illinois State, 9-19-98
Bill Rinehart, Jr.	7	vs. Oklahoma, 10-22-49

PATs Made	No.	Game, Date
1. Scott Webb, Sr.	10	vs. Nebraska, 11-3-07
2. Scott Webb, Fr.	9	vs. Toledo, 9-11-04
3. Jeff McCord, Fr.	8	vs. UAB, 9-24-94
Dan Eichloff, Jr.	8	vs. Ball State, 9-12-92
Bill Bell, Jr.	8	vs. New Mexico, 10-5-68
Bill Weidlein, Jr.	8	vs. St. Mary's, 10-5-1912
7. Gabriel Rui, Sr.	7	vs. Rutgers, 9-15-18
Matthew Wyman, Sr.	7	vs. Rhode Island, 9-3-16
Jacob Branstetter, So.	7	vs. Kansas State, 11-1-08
Scott Webb, Jr.	7	vs. NW State, 9-2-06
Joe Garcia, So.	7	vs. Illinois State, 9-19-98

PUNTING RECORDS

CAREER RECORDS

Punts	No.	Years
1. Mike Hubach	259	1976-79
2. Kyle Tucker	228	2004-07
3. Bucky Scribner	217	1980-82
Marc Harris	217	1971-73
5. Dan Eichloff	207	1990-93
6. Alonso Rojas	174	2008-10
7. Trevor Pardula	167	2013-14
8. Cole Moos	156	2016-17
9. Joey Pelfanio	137	1999-2000
Dean Royal	137	1996-97

Punting Yardage	Yards	Years
1. Mike Hubach	10,618	1976-79
2. Bucky Scribner	9,670	1980-82
3. Kyle Tucker	9,222	2004-07
4. Dan Eichloff	8,631	1990-93
5. Marc Harris	7,881	1971-73
6. Trevor Pardula	7,341	2013-14
7. Alonso Rojas	7,223	2008-10
8. Cole Moos	6,276	2016-17
9. Joey Pelfanio	6,005	1999-2000
10. Kyle Thompson	5,671	2017-Pres.

Punting Average (Min. 75 punts)

	Avg.	Years
1. Bucky Scribner	44.6	1980-82
2. Trevor Pardula	44.0	2013-14
3. Kyle Thompson	43.6	2017-Pres.
4. Ted Rohde	42.6	1954-56
5. Ron Doherty	41.7	2010-12
Darrin Simmons	41.7	1994-95
Dan Eichloff	41.7	1990-93
B.J. Lohsen	41.7	1988-89
9. Alonso Rojas	41.5	2008-10

SEASON RECORDS

Punts	No.	Year
1. Trevor Pardula, Jr.	84	2013
2. Cole Moos, Sr.	83	2017
Trevor Pardula, Sr.	83	2014
4. Curtis Ansel, Jr.	82	2002
5. Mike Hubach, So.	80	1977
6. Dean Royal, Sr.	79	1997
7. Bucky Scribner, Jr.	76	1981
Mike Hubach, Jr.	76	1978
Marc Harris, So.	76	1971
10. Bucky Scribner, Sr.	75	1982
Marc Harris, Jr.	75	1972

Punting Yardage	Yards	Year
1. Trevor Pardula, Sr.	3,673	2014
2. Trevor Pardula, Jr.	3,668	2013
3. Bucky Scribner, Sr.	3,478	1982
4. Curtis Ansel, Jr.	3,459	2002
5. Dean Royal, Sr.	3,435	1997
6. Cole Moos, Sr.	3,287	2017
7. Bucky Scribner, Jr.	3,283	1981
8. Mike Hubach, So.	3,245	1977
9. Mike Hubach, Jr.	3,146	1978
10. Kyle Thompson, So.	3,133	2018

Punting Average (Min. 35 punts)

	Avg.	Year
1. Bucky Scribner, Sr.	45.8	1982
2. John Hadl, So.	45.6	1959
3. Kyle Thompson, Jr.	44.5	2019
4. Trevor Pardula, Sr.	44.3	2014
5. Bucky Scribner, So.	44.1	1980
6. Darrin Simmons, Sr.	43.8	1995
Bucky Scribner, Jr.	43.8	1981
8. Trevor Pardula, Jr.	43.7	2013
9. Dean Royal, Sr.	43.5	1997
10. Kyle Thompson, So.	43.3	2018

GAME RECORDS

Punts	No.	Game, Date
1. David Harris, Jr.	15	vs. Nebraska, 10-21-72
2. Trevor Pardula, Sr.	14	at West Virginia, 10-4-14
3. Cole Moos, Sr.	13	at Iowa State, 1-14-18
4. Matthew Wyman, Jr.	12	vs. West Virginia, 11-21-15
Dean Royal, Sr.	12	vs. Nebraska, 10-25-97
Rob Dickerson, Jr.	12	vs. Nebraska, 11-16-85
7. Cole Moos, Sr.	11	at TCU, 10-21-18
Trevor Pardula, Sr.	11	at Oklahoma, 11-22-14
Trevor Pardula, Jr.	11	vs. Baylor, 10-21-13
Ron Doherty, So.	11	vs. Oklahoma, 10-15-11
Kyle Tucker, So.	11	vs. Texas, 11-12-05
Chris Tyrrell, Fr.	11	vs. Oklahoma, 10-13-01
Rich Reith, Sr.	11	vs. Auburn, 9-12-87
John Brehm, So.	11	vs. Oklahoma St., 10-25-86
Bucky Scribner, Jr.	11	vs. Missouri, 11-21-81
Bucky Scribner, Jr.	11	vs. Oklahoma, 10-17-81
Bucky Scribner, Jr.	11	vs. Kentucky, 9-19-81
Mike Hubach, Jr.	11	vs. Washington, 9-16-78
Bob Swift, Jr.	11	vs. Oklahoma, 11-16-74
Marc Harris, Sr.	11	vs. Washington St., 9-15-73
Marc Harris, So.	11	vs. Florida State, 9-25-71

Punting Yardage	Yards	Game, Date
1. Trevor Pardula, Sr.	621	at West Virginia, 10-4-14
2. Dean Royal, Sr.	535	vs. Nebraska, 10-25-97
3. Trevor Pardula, Jr.	515	vs. Baylor, 10-21-13
4. Marc Harris, Jr.	497	vs. Nebraska, 10-21-72
5. Cole Moos, Sr.	495	at Iowa State, 10-14-17

Punting Average (Min. 5 punts)

	Avg.	Game, Date
1. Trevor Pardula, Jr.	57.6	vs. LA Tech, 9-21-13
(5 for 288 yards)		

Punting Average (Min. 8 punts)

1. Trevor Pardula, Sr.	51.8	at Duke, 9-4-14
(8 for 414 yards)		

Longest Punt	Yds.	Game, Date
1. John Hadl, So.	94	vs. Oklahoma, 10-24-59
2. Ted Rohde, Jr.	84	vs. Iowa State, 10-8-55
3. Curtis Ansel, Jr.	83	at Baylor, 10-5-02
Mike Hubach, Sr.	83	vs. Iowa State, 10-20-79
5. Cole Moos, Jr.	82	at Baylor, 10-15-16
Curtis Ansel, Jr.	82	at UNLV, 9-7-02
Dean Royal, Sr.	82	vs. Missouri, 9-13-97
8. B.J. Lohsen, Sr.	79	vs. Oklahoma St., 11-4-89
9. Trevor Pardula, Jr.	78	vs. LA Tech, 9-21-13
Rich Reith, Jr.	78	vs. Kansas State, 10-18-86
11. Kyle Thompson, So.	76	vs. Texas, 11-23-18

YEARLY LEADERS

Year	Player	No.	Avg.
1937	Max Replogle	44	37.5
1938	Ralph Miller	17	40.3
1939	Frank Bukaty	42	40.3
1940	Don Poliom	26	32.0
1941	Ralph Miller	47	39.1
1942	Hoyt Baker	30	35.9
1943	Don Barrington	45	28.1
1944	Leroy Robison	30	36.0
1945	Frank Pattee	20	32.3
1946	Frank Pattee	44	33.1
1947	Tom Scott	13	35.0
1948	Dolph Simons, Fr.	34	36.9
1949	Bill Mace, Fr.	34	38.1
1950	Dolph Simons, Jr.	32	41.1
1951	George Mrkonjic, Jr.	42	35.3
1952	Gil Reich, Sr.	26	35.6
1953	Ralph Moody, So.	34	37.9
1954	Ted Rohde, So.	29	43.7
1955	Ted Rohde, Jr.	20	42.3
1956	Ted Rohde, Sr.	26	41.6
1957	Jim Letcavits, Sr.	48	36.6
1958	Doyle Schick, So.	16	39.9
1959	John Hadl, So.	43	45.6
1960	John Hadl, Jr.	43	40.5
1961	John Hadl, Sr.	50	36.1
1962	Tony Leiker, Jr.	49	39.2
1963	Tony Leiker, Sr.	30	39.7
1964	Mike Johnson, Jr.	15	39.7
1965	Bill Lynch	46	41.5
1966	Dave Morgan, So.	46	42.4
1967	Dave Morgan, Jr.	22	39.2
1968	Bill Bell, Jr.	41	41.9
1969	Bill Bell, Sr.	65	36.5
1970	Keith Lieppman, Sr.	75	40.4
1971	Marc Harris, So.	76	37.5
1972	Marc Harris, Jr.	75	33.9
1973	Marc Harris, Sr.	66	37.7
1974	Bob Swift, Jr.	58	38.1
1975	John O'Rear, Sr.	50	38.0
1976	Mike Hubach, Fr.	34	38.0
1977	Mike Hubach, So.	80	40.6
1978	Mike Hubach, Jr.	76	41.4
1979	Mike Hubach, Sr.	69	42.5
1980	Bucky Scribner, So.	66	44.1
1981	Bucky Scribner, Jr.	76	42.8
1982	Bucky Scribner, Sr.	75	45.8
1983	Clint Colburn, Fr.	47	37.3
1984	Tom Becker, Fr.	50	37.3
1985	Rob Dickerson, Jr.	69	41.1
1986	Rich Reith, Jr.	69	39.1
1987	John Brehm, Jr.	15	41.7
1988	B.J. Lohsen, Jr.	55	41.0
1989	B.J. Lohsen, Sr.	48	42.5
1990	Dan Eichloff, Fr.	39	42.6
1991	Dan Eichloff, So.	54	42.3
1992	Dan Eichloff, Jr.	55	40.6
1993	Dan Eichloff, Sr.	59	41.5
1994	Darrin Simmons, Jr.	41	39.1
1995	Darrin Simmons, Sr.	51	43.8
1996	Dean Royal, Jr.	58	38.4
1997	Dean Royal, Sr.	79	43.5
1998	Matt Tyler, Fr.	63	37.1
1999	Joey Pelfanio, Jr.	72	43.0
2000	Joey Pelfanio, Sr.	65	38.5
2001	Chris Tyrrell, Fr.	53	40.5
2002	Curtis Ansel, Jr.	82	42.2
2003	Curtis Ansel, Sr.	47	41.2
2004	Kyle Tucker, Fr.	58	40.1
2005	Kyle Tucker, So.	66	42.9
2006	Kyle Tucker, Jr.	58	39.2
2007	Kyle Tucker, Sr.	46	38.9
2008	Alonso Rojas, So.	58	40.7
2009	Alonso Rojas, Jr.	52	41.4
2010	Alonso Rojas, Sr.	64	42.4
2011	Ron Doherty, So.	64	42.8
2012	Ron Doherty, Jr.	56	40.5
2013	Trevor Pardula, Jr.	84	43.7
2014	Trevor Pardula, Sr.	83	44.3
2015	Matthew Wyman, Jr.	53	41.5
2016	Cole Moos, Jr.	73	41.4
2017	Cole Moos, Sr.	83	39.6
2018	Kyle Thompson, So.	69	43.3
2019	Kyle Thompson, Jr.	57	44.5
2020	Reis Vernon, Fr.	38	37.8

KICK RETURN RECORDS



MARCUS HERFORD - Ranks second in career kick returns (88) and kick return yards (2,075), behind a standout 2007 campaign that saw him return kicks for 888 yards and two touchdowns. Herford is just one of two Jayhawks to cross the 2,000 career return yards plateau.

CAREER RECORDS

Kick Returns	No.	Years
1. D.J. Beshears	94	2008-12
2. Marcus Herford	88	2005-08
3. Greg Heaggans	80	2002-05
4. JaCorey Shepherd	61	2011-14
5. Ryan Schadler	59	2015, 2017-18

Kick Return Yards	Yards	Years
1. D.J. Beshears	2,123	2009-12
2. Marcus Herford	2,075	2005-08
3. Greg Heaggans	1,885	2002-05
4. Ryan Schadler	1,336	2015, 2017-18
5. JaCorey Shepherd	1,320	2011-14

Kick Return Average (Min. 25 Returns)

25.7	Charlie Hoag (26 for 669)	1950-52
------	---------------------------	---------

(Min. 50 Returns)

23.6	Marcus Herford (88 for 2,075)	2005-08
23.6	Greg Heaggans (80 for 1,885)	2002-04

SEASON RECORDS

Kick Returns	No.	Year
1. D.J. Beshears, Jr.	49	2011
2. JaCorey Shepherd, Sr.	37	2014
3. D.J. Beshears, So.	36	2010
4. Ryan Schadler, RFr.	33	2015
5. Marcus Herford, Jr.	31	2007

Kick Return Yards	Yards	Year
1. D.J. Beshears, Jr.	1,014	2011
2. D.J. Beshears, So.	922	2010
3. Marcus Herford, Jr.	888	2007
4. JaCorey Shepherd, Sr.	773	2014
5. Marcus Herford, So.	757	2006

Kick Return Average (Min. 10)

29.6	John Hadl (10 for 296)	1959
------	------------------------	------

(Min. 15)

26.3	Ashaundai Smith (17 for 448)	1994
------	------------------------------	------

(Min. 25)

28.6	Marcus Herford (31 for 888)	2007
------	-----------------------------	------

GAME RECORDS

Kick Returns	No.	Game, Date
1. JaCorey Shepherd, Sr.	8	at Baylor, 11-1-14
2. D.J. Beshears, Jr.	7	vs. Oklahoma, 10-15-11
D.J. Beshears, Jr.	7	vs. N. Illinois, 9-10-11
Dezmon Briscoe, So.	7	vs. Missouri, 11-29-08
5. Ryan Schadler, Jr.	6	at Oklahoma St., 11-25-17
Steven Sims Jr., Jr.	6	vs. Baylor, 11-4-17
LaQuionte Gonzalez, Jr.	6	at West Virginia, 11-5-16
LaQuionte Gonzalez, Jr.	6	vs. Ohio, 9-10-16
Ryan Schadler, RFr.	6	vs. Kansas State, 11-28-15
JaCorey Shepherd, Sr.	6	vs. TCU, 11-15-14
D.J. Beshears, Jr.	6	vs. Texas Tech, 10-1-11
Marcus Herford, Sr.	6	vs. Nebraska, 11-8-08
Marcus Herford, Jr.	6	vs. Nebraska, 11-3-07
Marcus Herford, So.	6	vs. Missouri, 11-25-06

Kick Return Yards

	No.-Yards	Game, Date
1. Marcus Herford, Jr.	6-203	vs. Nebraska, 11-3-07
2. LaQuionte Gonzalez, Jr.	6-201	vs. Ohio, 9-10-16
3. D.J. Beshears, Jr.	7-197	vs. No. Illinois, 9-10-11
4. Dezmon Briscoe, So.	7-195	vs. Missouri, 11-29-08
Greg Heaggans, So.	4-195	vs. Missouri St., 9-14-02
6. JaCorey Shepherd, Jr.	5-169	vs. Oklahoma St., 11-9-13

Longest Kick Returns

	Yards	Game, Date
1. Art Pooler	108	vs. Oklahoma, 10-21-1905
2. Kenny Logan Jr., So.	100	vs. Iowa State, 10-31-20
Greg Heaggans, So.	100	vs. Missouri State, 9-14-02
Eric Vann, Jr.	100	vs. Oklahoma, 10-5-96
June Henley, Fr.	100	vs. Colorado, 11-13-93
6. LaQuionte Gonzalez, Jr.	99	vs. Ohio, 9-10-16
7. Dezmon Briscoe, Jr.	98	vs. Texas, 11-21-09
8. Carl Nesmith, Jr.	97*	vs. Colorado, 9-18-99
John Hadl, So.	97	vs. Syracuse, 9-26-59
10. Vince O'Neil, So.	96	vs. Nebraska, 10-17-70
11. Ashaundai Smith, Jr.	93	vs. UAB, 9-24-94
Gale Sayers, Sr.	93	vs. Oklahoma, 10-17-64
12. Pooka Williams Jr., Jr.	92	at West Virginia, 10-17-20

* - Did not score

YEARLY LEADERS

Year	Player	No.	Yds.	Avg.
1948	Forrest Griffith, Jr.	7	159	22.7
1949	Forrest Griffith, Sr.	12	280	23.3
1950	Charlie Hoag, So.	11	259	23.5
1951	Charlie Hoag, Jr.	10	278	27.8
1952	Charlie Hoag, Sr.	5	132	26.4
1953	Don Hess, Jr.	6	220	36.7
1954	Terry McIntosh, So.	9	172	19.1
1955	Bev Buller, Sr.	9	126	14.0
1956	Homer Floyd, So.	11	261	23.7
1957	Homer Floyd, Jr.	12	260	21.7
1958	Homer Floyd, Sr.	9	212	23.6
1959	John Hadl, So.	10	296	29.6
1960	John Hadl, Jr.	4	87	21.8
1961	John Hadl, Sr.	8	165	20.6
1962	Gale Sayers, So.	6	141	23.5
1963	Gale Sayers, Jr.	9	184	20.4
1964	Gale Sayers, Sr.	7	195	27.8
1965	Mike Johnson, Sr.	10	156	15.6
1966	Donnie Shanklin, So.	20	387	19.4
1967	Junior Riggins, Jr.	14	285	20.4
1968	Donnie Shanklin, Sr.	13	217	16.7
1969	Steve Conley, So.	15	279	18.6
1970	Ron Jessie, Sr.	21	494	23.5
1971	Steve Conley, Sr.	12	212	17.7
1972	Delvin Williams, Jr.	15	257	17.1
1973	Laverne Smith, Fr.	10	117	11.7
1974	Eddie Lewis, Jr.	10	180	18.0
1975	Eric Franklin, Fr.	16	369	23.1
1976	Mike Higgins, Fr.	11	214	19.5
1977	Jimmy Little, So.	11	179	16.3
1978	Mike Higgins, Jr.	12	263	21.9
1979	Wayne Capers, Fr.	11	201	18.3
1980	Wayne Capers, So.	6	124	20.7
1981	Bobby Johnson, Jr.	13	234	21.3
1982	Darren Green, Jr.	12	276	23.0
1983	Darren Green, Sr.	13	254	19.5
1984	Milt Garner, Fr.	19	380	20.0
1985	Undra Lofton, So.	8	83	10.4
1986	Scott Shriner, Jr.	15	282	18.8
1987	Frank Hatchett, Fr.	17	293	17.2
1988	Arnold Snell, Sr.	24	531	22.1
1989	Maurice Douglas, So.	17	326	19.2
1990	Maurice Douglas, Jr.	21	422	20.1
1991	George White, So.	15	263	17.5
1992	George White, Jr.	15	330	22.0
1993	Dorian Brew, So.	11	250	22.8
1994	Ashaundai Smith, Jr.	17	448	26.4
1995	Ashaundai Smith, Sr.	15	340	22.7
1996	Eric Vann, Jr.	18	451	25.1
1997	David Winbush, Fr.	21	455	21.7
1998	Mitch Bowles, Jr.	16	377	23.6
1999	Carl Nesmith, Jr.	21	484	23.0
2000	David Winbush, Sr.	9	196	21.8
2001	Termaine Fulton, Sr.	15	331	22.4
2002	Greg Heaggans, So.	28	691	24.7
2003	Greg Heaggans, Jr.	28	665	23.8
2004	Greg Heaggans, Sr.	15	359	23.9
2005	Kenneth Thompson, Jr.	11	246	22.4
2006	Marcus Herford, So.	29	757	26.1
2007	Marcus Herford, Jr.	31	888	28.6
2008	Marcus Herford, Sr.	28	430	15.4
2009	Dezmon Briscoe, Jr.	19	432	22.7
2010	D.J. Beshears, So.	36	922	25.6
2011	D.J. Beshears, Jr.	49	1,014	20.7
2012	Tre' Parmalee, Fr.	13	260	20.0
2013	JaCorey Shepherd, Jr.	24	547	22.8
2014	JaCorey Shepherd, Sr.	37	773	20.9
2015	Ryan Schadler, RFr.	33	750	22.7
2016	LaQuionte Gonzalez, Jr.	28	601	21.5
2017	Ryan Schadler, Jr.	25	562	22.5
2018	Pooka Williams Jr., Fr.	11	246	22.4
2019	Jamahl Horne, Fr.	20	442	22.1
2020	Kenny Logan Jr., So.	13	345	26.5

PUNT RETURN RECORDS



CHARLES GORDON - Holds a number of career and season punt return records, recording a career-best 96 punt returns from 2002-05, while recording 999 return yards in his career.

CAREER RECORDS

Punt Returns	No.	Years
1. Charles Gordon	96	2002-05
2. Bruce Adams	69	1972-74
3. Donnie Shanklin	57	1966-68
4. Daymond Patterson	56	2008-12

Punt Return Yards	Yards	Years
1. Charles Gordon	999	2002-05
2. Donnie Shanklin	606	1966-68
3. Bud French	600	1946-49

Punt Return Average (Min. 15)	Avg.	Years
Ralph Moody	19.5 (15-293)	1953-55
(Min. 18)		
Isaac Byrd	14.6 (18-262)	1995-96

Punt Return Touchdowns	No.	Years
1. Donnie Shanklin	3	1966-68

SEASON RECORDS

Punt Returns	No.	Year
1. Charles Gordon, Sr.	41	2005
2. Dutch Lonborg, Sr.	32	1920
3. Charles Gordon, Jr.	29	2004
4. LeRoy Irvin, Sr.	27	1979
Bruce Adams, Sr.	27	1974
6. Charles Gordon, So.	26	2003

Punt Return Yards	Yards	Year
1. Charles Gordon, Sr.	398	2005
2. Charles Gordon, So.	341	2003
3. Gil Reich, Sr.	327	1952
4. LeRoy Irvin, Sr.	321	1979

Punt Return Average (Min. 10)	Avg.	Year
Isaac Byrd, Sr.	19.5 (11-214)	1996
(Min. 15)		
Gil Reich, Sr.	17.2 (19-327)	1952

Punt Return Touchdowns

	No.	Year
1. Milt Garner, Jr.	2	1986
LeRoy Irvin, Sr.	2	1979
Gil Reich, Sr.	2	1952

GAME RECORDS

Punt Returns	No.	Game, Date
1. Dutch Lonborg, Sr.	13	vs. Drake, 10-16-20

Punt Return Yards	Yards	Game, Date
1. Dutch Lonborg, Sr.	277	vs. Drake, 10-16-20
2. Donnie Shanklin, Sr.	139	vs. Indiana, 9-28-68

Punt Return Average (Min. 4)	Avg.	Game, Date
Donnie Shanklin, Sr.	34.8 (4-139)	vs. Indiana, 1968

Punt Return Touchdowns	No.
1. Several times	1

(Most recent: Nick Harwell at West Virginia, 10-4-14)

Longest Punt Return

	Yards	Game, Date
1. Isaac Byrd, Sr.	94	vs. Oklahoma, 10-5-96
2. Bob Marshall, Jr.	90	vs. Oklahoma St., 10-26-56
3. Lee Hawkins, Sr.	88	vs. Iowa State, 10-23-71
4. Brian Murph, So.	85	vs. Houston, 12-23-05
5. Charles Gordon, So.	82*	vs. UNLV, 9-6-03
Ralph Moody, Jr.	82	vs. UCLA, 9-25-54
7. Harrison Hill, Fr.	81	vs. UAB, 9-26-98
Dorian Brew, Jr.	81	vs. UAB, 9-24-94
9. Henri Childs, Fr.	79	vs. Missouri, 9-12-98
10. Dick Blowey, Jr.	78*	vs. SMU, 10-23-54

* - Did not score

YEARLY LEADERS

Year	Player	No.	Yds.	Avg.
1948	Bud French, Jr.	25	307	12.3
1949	Bud French, Sr.	21	293	13.9
1950	Marion Wells, Jr.	12	193	16.1
1951	Marion Wells, Sr.	14	148	10.6
1952	Gil Reich, Sr.	19	327	17.2
1953	Don Hess, Jr.	7	83	11.9
1954	Ralph Moody, Jr.	9	150	16.7
1955	Ralph Moody, Sr.	3	64	21.3
1956	Bob Marshall, Jr.	6	124	20.7
1957	Larry Carrier, Jr.	6	73	12.2
1958	Homer Floyd, Sr.	14	130	9.3
1959	John Hadl, So.	10	81	8.1
1960	Roger McFarland, So.	15	134	8.9
1961	John Hadl, Sr.	17	191	11.2
1962	Ron Oelschlager, So.	9	113	12.6
1963	Gale Sayers, Jr.	5	130	26.0
1964	Gale Sayers, Sr.	15	138	9.2
1965	Charlie Hess, Sr.	19	46	2.4
1966	Donnie Shanklin, So.	17	212	12.5
1967	Donnie Shanklin, Jr.	25	271	10.8
1968	Donnie Shanklin, Sr.	15	213	14.2
1969	Steve Conley, So.	13	120	9.2
1970	Steve Conley, Jr.	18	155	8.6
1971	Lee Hawkins, Sr.	11	151	13.7
1972	Bruce Adams, So.	16	123	7.7
1973	Bruce Adams, Jr.	26	292	11.2
1974	Bruce Adams, Sr.	27	132	4.9
1975	Eddie Lewis, Sr.	11	32	2.9
1976	Skip Sharp, Sr.	24	173	7.2
1977	Jimmy Little, So.	24	142	5.9
1978	Jimmy Little, Jr.	11	95	8.6
1979	LeRoy Irvin, Sr.	27	321	11.9
1980	Dan Wagoner, Jr.	12	25	2.1
1981	Dan Wagoner, Sr.	11	43	3.9
1982	Darren Green, So.	21	194	9.2
1983	Darren Green, Jr.	8	89	11.1
1984	C.J. Eanes, Fr.	13	83	6.3
1985	C.J. Eanes, So.	26	194	7.5
1986	Milt Garner, Jr.	14	193	13.8
1987	Milt Garner, Sr.	13	134	10.3
1988	Tim Hill, Fr.	4	12	3.0
1989	Matt Gay, Fr.	10	66	6.6
1990	Charley Bowen, So.	9	86	9.6
1991	Matt Gay, Jr.	15	182	12.1
1992	Charley Bowen, Sr.	17	122	7.2
1993	Dorian Brew, So.	7	97	13.9
1994	Dorian Brew, Jr.	12	152	12.7
1995	Isaac Byrd, Jr.	7	48	6.6
1996	Isaac Byrd, Sr.	11	214	19.5
1997	Tony Blevins, Sr.	24	122	5.1
1998	Henri Childs, Fr.	15	166	11.1
1999	Henri Childs, So.	20	226	11.3
2000	Roger Ross, Jr.	23	189	8.2
2001	Roger Ross, Sr.	25	269	10.8
2002	Remuise Johnson, Jr.	19	124	6.5
2003	Charles Gordon, So.	26	341	13.1
2004	Charles Gordon, Jr.	29	260	9.0
2005	Charles Gordon, Sr.	41	398	9.7
2006	Jonathan Lamb, Sr.	15	165	11.0
2007	Raimond Pendleton, So.	14	170	12.1
2008	Daymond Patterson, Fr.	22	243	11.0
2009	Daymond Patterson, So.	21	168	8.0
2010	Daymond Patterson, Jr.	13	49	3.8
2011	D.J. Beshears, Jr.	10	72	7.2
2012	Daymond Patterson, Sr.	6	45	7.5
2013	Connor Embree, Jr.	16	182	11.4
2014	Nick Harwell, Sr.	8	155	19.4
2015	Tre' Parmalee, Sr.	10	28	2.8
2016	LaQuionte Gonzalez, Jr.	6	-10	-1.7
2017	Steven Sims Jr., Jr.	12	77	6.4
2018	Kwamie Lassiter II, Jr.	14	79	5.6
2019	Kenny Logan, Fr.	5	28	5.6
2020	Kwamie Lassiter II, Sr.	4	-5	-1.2

TACKLE RECORDS

CAREER RECORDS

Tackles By a Lineman	No.	Years
1. Eldridge Avery	268	1983, 85-87
2. Gregg Smith	256	1977-78, 80-81
3. Mike Butler	208	1973-77
4. John Zook	202	1966-68

Tackles By a Linebacker	No.	Years
1. Willie Pless	633	1982-85
2. Nick Reid	416	2002-05
3. Rick Bredeesen	403	1984-87
4. Joe Dineen Jr.	386	2015-18
5. Kyle McNorton	381	1978-81

Tackles By a Defensive Back	No.	Years
1. LeRoy Irvin	347	1976-79
2. Darrell Stuckey	295	2006-09
3. Chris Harris	290	2007-10

Tackles for a Loss	No.	Years
1. Joe Dineen Jr.	45.5	2015-18
2. Daniel Wise	44.0	2015-18
3. Willie Pless	41.0	1982-85
4. Nick Reid	40.0	2002-05
Jim Zidd	40.0	1977-79
6. Ben Heeney	35.5	2011-14
7. Algie Atkinson	35.0	1998-2001
8. Dorance Armstrong Jr.	34.0	2015-17
9. Jake Laptad	33.5	2007-10
10. Mike Butler	33.0	1973-76

Quarterback Sacks	No.	Years
1. Algie Atkinson	24.0	1998-2001
2. Jake Laptad	21.0	2007-10
3. Ron Warner	20.5	1996-97
4. Brandon Perkins	20.0	2002-05
Phil Forte	20.0	1983-86
6. Daniel Wise	18.5	2015-18
7. Nate Dwyer	17.0	1998-2001
Dana Stubblefield	17.0	1990-92
9. Kyle Moore	15.5	1990-92
10. Dorance Armstrong Jr.	15.0	2015-17
David McMillan	15.0	2001-04

SEASON RECORDS

Total Tackles	No.	Year
1. Willie Pless, Jr.	206	1984
2. Willie Pless, Sr.	191	1985
3. Willie Pless, So.	188	1983
4. Curtis Moore, So.	170	1988
5. Steve Towle, Sr.	155	1974
6. Joe Dineen Jr., Sr.	147	2018
Darnell Williams, Fr.	147	1983
8. Roger Robben, So.	146	1989
9. Joe Dineen Jr., R.Jr.	137	2017
10. Nick Reid, So.	133	2003
11. Kyle McNorton, Sr.	132	1981
Kyle McNorton, Jr.	132	1980

Tackles By a Lineman	No.	Year
1. Michael Lemon, Sr.	106	1974
2. Jeffrey Fox, Sr.	102	1980
3. Gregg Smith, Jr.	91	1980
Dean Zook, Jr.	91	1973

Tackles By a Linebacker	No.	Year
1. Willie Pless, Jr.	206	1984
2. Willie Pless, Sr.	191	1985
3. Willie Pless, So.	188	1983

Tackles By a Defensive Back

	No.	Year
1. LeRoy Irvin, Jr.	127	1978
2. Michael Allen, Sr.	120	1998
3. Clint Bowen, Sr.	114	1993

Tackles for a Loss	No.	Year
1. Joe Dineen Jr., R.Jr.	25.0	2017
2. Charlton Keith, Sr.	23.0	2005
3. Greg Cole, Sr.	21.0	2002
4. Ron Warner, Sr.	20.5	1997
5. Dorance Armstrong Jr., So.	20.0	2016
6. James Holt, Sr.	19.5	2008
7. Jim Zidd, Jr.	19.0	1978
8. Algie Atkinson, Sr.	18.0	2001
9. Stanley Gardner, Jr.	17.0	1979
10. Daniel Wise, Jr.	16.0	2017
Willie Pless, So.	16.0	1984

Quarterback Sacks	No.	Year
1. Ron Warner, Sr.	14.5	1997
2. Algie Atkinson, Sr.	11.0	2001
3. Dorance Armstrong Jr., So.	10.0	2016
James Holt, Sr.	10.0	2008
Brandon Perkins, Sr.	10.0	2005
Dana Stubblefield, Jr.	10.0	1991
7. Kyle Moore, Sr.	9.5	1992
8. Charlton Keith, Sr.	9.0	2005
9. Phil Forte, Sr.	8.0	1984
10. Daniel Wise, Jr.	7.0	2017
Michael Reynolds, Sr.	7.0	2014
Jake Laptad, So.	7.0	2008
David McMillan, Sr.	7.0	2004
Brandon Perkins, So.	7.0	2003
Nate Dwyer, Jr.	7.0	2000
Algie Atkinson, Jr.	7.0	2000
Hanson Caston, Sr.	7.0	1998
Keith Rodgers, Sr.	7.0	1995
Phil Forte, Sr.	7.0	1986
Willie Pless, Jr.	7.0	1984

GAME RECORDS

Total Tackles	No.	Game, Date
1. Curtis Moore, So.	25	vs. Iowa State, 10-22-88
Willie Pless, Jr.	25	vs. Oklahoma St., 10-20-84
Steve Towle, Sr.	25	vs. Colorado, 11-9-74
4. Marcus Rogers, Sr.	22	vs. Texas Tech, 10-6-01
Curtis Moore, So.	22	vs. Missouri, 11-19-88
Curtis Moore, So.	22	vs. Colorado, 10-15-88
Willie Pless, Jr.	22	vs. Kansas St., 10-13-84
Willie Pless, So.	22	vs. Missouri, 11-19-83
9. Ben Heeney, Sr.	21	at Texas Tech, 10-18-14
LeRoy Irvin, Sr.	21	vs. Missouri, 11-22-79
Scellars Young, So.	21	vs. Colorado, 10-7-78
Emery Hicks, Jr.	21	vs. Oklahoma, 11-9-68

Tackles By A Lineman	No.	Game, Date
1. Sylvester Wright, Sr.	15	vs. Oklahoma, 10-22-94
John Zook, Jr.	15	vs. Nebraska, 10-14-67

Tackles By A Linebacker	No.	Game, Date
1. Curtis Moore, So.	25	vs. Iowa State, 10-22-88
(19 UT, 6 AT)		
Willie Pless, Jr.	25	vs. Oklahoma St., 10-20-84
(10 UT, 15 AT)		
Steve Towle, Sr.	25	vs. Colorado, 11-9-74
(11 UT, 14 AT)		

Tackles By A Defensive Back	No.	Game, Date
1. LeRoy Irvin, Sr.	21	vs. Missouri, 11-22-79

Quarterback Sacks	No.	Game, Date
1. Brandon Perkins, Sr.	5.0	vs. LA Tech, 9-17-05
2. Ron Warner, Sr.	4.0	vs. Texas Tech, 10-11-97
3. Several players	3.0	
(Most recent: Cameron Rosser, Sr. vs. TCU, 10-8-16)		

YEARLY LEADERS

Year	Player	Tackles
1965	Mike Sweatman, So.	115
1966	Mike Sweatman, Jr.	116
1967	Mickey Doyle, Jr.	114
1968	Emery Hicks, Jr.	117
1969	Kenny Page, So.	122
1970	Gary Davenport, Sr.	90
1971	Kenny Page, Sr.	119
1972	Steve Towle, So.	93
1973	Dean Zook, Jr.	91
1974	Steve Towle, Sr.	155
1975	Terry Beeson, Jr.	103
1976	Terry Beeson, Sr.	130
1977	LeRoy Irvin, So.	106
1978	LeRoy Irvin, Jr.	127
1979	Scellars Young, Jr.	107
1980	Kyle McNorton, Jr.	132
1981	Kyle McNorton, Sr.	132
1982	Eddie Simmons, So.	111
1983	Willie Pless, So.	188
1984	Willie Pless, Jr.	206
1985	Willie Pless, Sr.	191
1986	Rick Bredeesen, Jr.	106
1987	Curtis Moore, Fr.	103
1988	Curtis Moore, So.	170
1989	Roger Robben, So.	146
1990	Hassan Bailey, So.	89
1991	Doug Terry, Sr.	93
1992	Hassan Bailey, Sr.	79
1993	Clint Bowen, Sr.	114
1994	Ronnie Ward, Jr.	98
1995	Jason Thoren, So.	119
1996	Ronnie Ward, Sr.	121
1997	Tony Blevins, Sr.	97
1998	Michael Allen, Sr.	120
1999	Andrew LeClair, So.	102
2000	Carl Nesmith, Sr.	103
2001	Marcus Rogers, Sr.	97
2002	Greg Cole, Sr.	106
2003	Nick Reid, So.	133
2004	Nick Reid, Jr.	109
2005	Nick Reid, Sr.	112
2006	Mike Rivera, So.	90
2007	Joe Mortensen, Sr.	106
2008	James Holt, Sr.	105
2009	Darrell Stuckey, Sr.	93
2010	Steven Johnson, Jr.	95
2011	Steven Johnson, Sr.	124
2012	Ben Heeney, So.	112
2013	Ben Heeney, Jr.	88
2014	Ben Heeney, Sr.	127
2015	Fish Smithson, Jr.	111
2016	Fish Smithson, Sr.	93
2017	Joe Dineen Jr., R.Jr.	137
2018	Joe Dineen Jr., Sr.	147
2019	Mike Lee, Sr.	72
2020	Kenny Logan Jr., So.	58

CAREER TACKLES LEADERS



1 WILLIE PLESS

633 TACKLES

1982-85

YEAR	G	SOLO	ASSISTS	TOTAL
1982	--	--	--	53
1983	11	--	--	183
1984	11	--	--	206
1985	12	--	--	191
TOTALS	34	--	--	633



2 NICK REID

416 TACKLES

2002-05

YEAR	G	SOLO	ASSISTS	TOTAL
2002	12	37	25	62
2003	13	93	40	133
2004	11	52	57	109
2005	12	62	50	112
TOTALS	48	244	172	416



3 RICK BREDESEN

403 TACKLES

1984-87

YEAR	G	SOLO	ASSISTS	TOTAL
TOTALS	--	--	--	403



4 JOE DINEEN JR.

386 TACKLES

2015-18

YEAR	G	SOLO	ASSISTS	TOTAL
2014	8	4	1	5
2015	12	66	20	86
2016	3	10	6	16
2017	12	89	44	133
2018	12	109	37	144
TOTALS	47	278	104	386



5 KYLE MCNORTON

381 TACKLES

1978-81

YEAR	G	SOLO	ASSISTS	TOTAL
TOTALS	--	--	--	381




6 CURTIS MOORE

350 TACKLES

1986-87, 90

YEAR	G	SOLO	ASSISTS	TOTAL
TOTALS	--	--	--	350



7 LEROY IRVIN

347 TACKLES

1976-79

YEAR	G	SOLO	ASSISTS	TOTAL
TOTALS	--	--	--	347



8 MIKE SWEATMAN

341 TACKLES

1965-67

YEAR	G	SOLO	ASSISTS	TOTAL
TOTALS	--	--	--	341



9 BEN HEENEY

335 TACKLES

2011-14

YEAR	G	SOLO	ASSISTS	TOTAL
2011	12	5	3	8
2012	12	69	43	112
2013	10	55	32	87
2014	12	92	35	127
TOTALS	46	221	113	334



10 RONNIE WARD

332 TACKLES

1992-96

YEAR	G	SOLO	ASSISTS	TOTAL
TOTALS	--	--	--	332




11 CHRIS TOBUREN

318 TACKLES

1978-81

YEAR	G	SOLO	ASSISTS	TOTAL
TOTALS	--	--	--	332



12 KENNY PAGE

313 TACKLES

1969-71

YEAR	G	SOLO	ASSISTS	TOTAL
TOTALS	--	--	--	313

INTERCEPTIONS RECORDS



AQIB TALIB - Recorded 13 interceptions in his three seasons with the Jayhawks, where he set the school record in interception return yards (322) and tied the record for interception touchdowns in a career (2).

CAREER RECORDS

Interceptions	No.	Years
1. Ray Evans	17	1941-42, 46-47
2. Aqib Talib	13	2005-07
3. Hal Cleavinger	12	1950-52
4. Milt Garner	11	1984-87
5. Wayne Ziegler	10	1983-86
LeRoy Irvin	10	1976-79
Gary Adams	10	1970-72
John Konek	9	1951-52
9. Charles Gordon	9	2003-05
10. Darrell Stuckey	8	2006-09
Justin Thornton	8	2006-09
Richard Bertuzzi	8	1945-48

Interception Return Yards

	Yards	Years
1. Aqib Talib	322	2005-07
2. Hasan Defense	192	2017-19
3. Bradley McDougald	189	2009-12

Touchdown Returns

	No.	Years
1. Aqib Talib	2	2005-07
Patrick Brown	2	1995-98
Roger Foote	2	1978, 80-82

SEASON RECORDS

Interceptions	No.	Year
1. John Konek, So.	10	1951
Ray Evans, So.	10	1942
3. Charles Gordon, Jr.	7	2004
4. Aqib Talib, Jr.	6	2006
Remuise Johnson, Jr.	6	2002
Jeff Colter, Sr.	6	1983
Skip Sharp, Sr.	6	1976
Hal Cleavinger, Sr.	6	1952
9. Isaiah Johnson, So.	5	2013
Darrell Stuckey, Jr.	5	2008

Aqib Talib, Sr.	5	2007
Justin Thornton, So.	5	2007
Milt Garner, So.	5	1985
Wayne Ziegler, So.	5	1984
Joe Tumpich, Sr.	5	1980
LeRoy Irvin, Sr.	5	1979
Tom Fitch, Sr.	5	1977
Rocky Bron, Sr.	5	1973
Hal Cleavinger, So.	5	1950

Interception Returns

	Yards	Year
1. Aqib Talib, Sr.	195	2007
2. John Konek, So.	180	1951

Touchdown Returns

	No.	Year
1. Aqib Talib, Sr.	2	2007
Patrick Brown, Jr.	2	1997
Roger Foote, Jr.	2	1981

GAME RECORDS

Interceptions	No.	Game, Date
1. Bill Crank, So.	3	vs. Tulane, 10-25-58
Duane Morris, So.	3	vs. Oklahoma St., 11-16-57
John Konek, So.	3	vs. Oklahoma St., 11-17-51
4. Several players	2	

(Most recent: Hasan Defense, Jr. vs. WVU, 10-6-18)

Interception Returns	Yards	Game, Date
1. Aqib Talib, Sr.	100	vs. FIU, 9-22-07
2. John Hadl, So.	98	vs. TCU, 9-19-59
3. James Bowman, Sr.	92	vs. Oklahoma, 11-17-73
4. Marquis Roberts, Jr.	83	at Iowa State, 10-3-15
5. Deral Boykin, So.	78	vs. Montana State, 9-2-89
6. Tom Fitch, Sr.	75	vs. Washington St., 9-24-77
Dale Holt, So.	75	vs. Illinois, 9-21-68

Touchdown Returns

	No.	Game, Date
1. Patrick Brown, Jr.	2	vs. UAB, 8-28-97

YEARLY LEADERS

Year	Player	No.	Yards
1942	Ray Evans, So.	10	--
1946	Dick Bertuzzi, So.	2	2
1947	Tom Scott	4	63
1948	Dick Bertuzzi, Sr.	4	15
	Forrest Griffith, Jr.	4	58
1949	Cliff McDonald, Sr.	3	26
	Bill Mace, Fr.	3	87
1950	Hal Cleavinger, So.	5	45
1951	John Konek, So.	8	180
1952	Hal Cleavinger, Sr.	6	67
1953	Dan Hess, Jr.	4	49
1954	Ralph Moody, Jr.	2	7
1955	Bev Buller, Sr.	3	31
1956	Charles McCue	3	89
1957	Duane Morris, So.	4	47
1958	Bill Crank, So.	4	50
1959	John Hadl, So.	3	105
1960	Jim Jarrett, Jr.	2	4
	Roger McFarland, So.	2	7
	Doyle Schick, Sr.	2	9
1961	Roger McFarland, Jr.	2	33
	Kent Staab, Sr.	2	11
1962	Jim Marshall, Sr.	2	22
	Ron Oelschlager, So.	2	9
1963	Phil Doughy, Sr.	3	56
1964	Dave Crandall, Sr.	3	47
1965	Charles Hess, Sr.	3	22
1966	Tommy Ball, So.	2	18
	Bill Hunt, So.	2	79
	Bill Lynch, Jr.	2	5
1967	Tommy Ball, Jr.	3	47
1968	Dave Holt, So.	4	88
1969	George McGowan, Sr.	3	19
1970	Gary Adams, So.	4	46
1971	Gary Adams, Jr.	3	30
	Lee Hawkins, Sr.	3	3
1972	Gary Adams, Sr.	3	109
	Rick Mudge, So.	3	86
	Steve Towle, So.	3	17
1973	Rocky Bron, Sr.	5	34
1974	Nolan Cromwell, So.	3	19
1975	John O'Rear	4	76
	Chris Golub, Jr.	4	41
1976	Skip Sharp, Sr.	6	81
1977	Thomas Fitch, Sr.	5	75
1978	LeRoy Irvin, Jr.	2	26
1979	LeRoy Irvin, Sr.	5	58
1980	Joe Tumpich, Sr.	5	52
1981	Roger Foote, Jr.	4	92
1982	Eddie Simmons, Jr.	2	27
	Robert Gentry, Sr.	2	3
1983	Jeff Colter, Sr.	6	61
1984	Wayne Ziegler, So.	5	106
1985	Milt Garner, So.	5	47
1986	Wayne Ziegler, Sr.	3	6
1987	Clint Normore, Jr.	2	0
	Milt Garner, Sr.	2	0
1988	Peda Samuel, Sr.	4	84
1989	Deral Boykin, So.	2	78
1990	Tim Hill, Jr.	2	2
	Hasan Bailey, So.	2	19
1991	Tim Hill, Sr.	4	39
1992	Charley Bowen, Sr.	4	83
	Kwamie Lassiter, So.	4	53
1993	Dorian Brew, So.	2	0
	Clint Bowen, Sr.	2	8
	Tony Blevins, Fr.	2	31
1994	Kwamie Lassiter, Sr.	3	30
1995	Dorian Brew, Sr.	4	79
1996	Jason Harris, Jr.	4	0
1997	Jamie Harris, Jr.	3	64
	Patrick Brown, Jr.	3	74
1998	Muhammad Abdul-Rahim, Jr.	3	5
1999	Carl Nesmith, Jr.	3	68
2000	Carl Nesmith, Sr.	3	72
	Quincy Roe, Jr.	3	25
2001	Andrew Davison, Sr.	3	5
2002	Remuise Johnson, Jr.	6	7
2003	Tony Stubbs, Jr.	2	37
	Remuise Johnson, Sr.	2	1
	Rodney Fowler, So.	2	35
2004	Charles Gordon, Jr.	7	52
2005	Theo Baines, Sr.	4	48
2006	Aqib Talib, Jr.	6	82
2007	Aqib Talib, Sr.	5	195
	Justin Thornton, So.	5	74
2008	Darrell Stuckey, Jr.	5	33
2009	Ryan Murphy, So.	2	0
2010	Isiah Barfield, Jr.	2	8
	Tyler Patmon, Fr.	2	8
2011	Bradley McDougald, Jr.	2	86
	Greg Brown, Jr.	2	20
2012	Bradley McDougald, Sr.	3	63
	Tyler Patmon, Jr.	3	54
2013	Isaiah Johnson, So.	5	45
2014	JaCorey Shepherd, Sr.	3	0
2015	Greg Allen, Jr.	2	13
	Fish Smithson, Jr.	2	22
2016	Fish Smithson, Sr.	4	5
2017	Hasan Defense, So.	2	10
	Mike Lee, So.	2	5
2018	Hasan Defense, Jr.	3	0
	Shakial Taylor, Sr.	3	0
2019	Najee Stevens-McKenzie, Sr.	2	2
2020	Kenny Logan Jr., So.	2	12

TEAM GAME BESTS

OFFENSE

Rushing Yards

662	Washington (Mo.), 1923
556	Missouri, 1975
513	Missouri, 1991
499	Oklahoma State, 1962
467	Washington State, 1976
467	Kansas State, 1950
452	Wisconsin, 1975
450	Denver, 1950
444	Oklahoma State, 1963
440	Oregon State, 1975
428	Colorado, 1968
425	Colorado, 1980
421	Missouri, 1976
420	Kansas State, 1975
418	UAB, 1994
414	Kansas State, 1951
405	Rutgers, 2018

Passing Yards

498	Missouri, 2009
498	Vanderbilt, 1985
442	Iowa State, 2009
422	Colorado, 2003
418	Kansas State, 2017
415	Texas Tech, 2019
412	Louisiana Tech, 2008
411	Iowa State, 1989
405	Nebraska, 2006
401	Washington State, 1972
399	Rhode Island, 2016
396	Jacksonville State, 2003
394	Colorado, 1983
394	Tennessee, 1973
391	FIU, 2007
385	USC, 1983
381	South Florida, 2008
375	Missouri, 2008
367	Sam Houston State, 2008
364	SEMO, 2017
362	Oklahoma State, 2007
357	Oklahoma, 2008
354	Iowa State, 2007
354	Nebraska, 2007
354	Missouri, 1983
349	Missouri, 2007
345	Minnesota, 2008
343	Ohio, 2017
342	TCU, 2014
340	Houston, 2005
330	Texas Tech, 2015
328	Iowa State, 2019

Total Offense Yards

651	Vanderbilt, 1985
648	Missouri, 1991
641	Jacksonville State, 2003
626	Missouri, 1975
615	FIU, 2007
615	Kansas State, 1950
598	South Dakota State, 1947
593	UAB, 1987
586	Colorado, 2003
586	Colorado, 1980
582	Ball State, 1992
576	South Dakota State, 2015
576	UTEP, 2009
574	Nebraska, 2006
572	Nebraska, 2007
570	Rhode Island, 2016
569	Texas, 2019
567	Boston College, 2019
566	Iowa State, 2007

DEFENSE

Rushing Yards

-56	Kansas State, 1992
-31	Southeastern Louisiana, 2007
-23	Denver, 1947
-10	Kansas State, 1961
-9	Boston University, 1959
-8	Utah State, 1986
-6	Missouri, 2004
0	Kansas State, 1960
4	UTEP, 2009
6	UAB, 1993
7	Nebraska, 1952
10	Missouri, 2000
11	Iowa State, 1937
12	Kansas State, 1947
17	Florida State, 1973
21	Nebraska, 2005
23	Washington State, 1973
23	Minnesota, 1966
23	Missouri, 1931

Passing Yards

0	Colorado, 1988
0	Oklahoma, 1976
0	Missouri, 1963
0	Missouri, 1957
0	TCU, 1953
0	Kansas State, 1953
0	Kansas State, 1949
0	Oklahoma, 1936
0	Nebraska, 1913
1	Iowa State, 1916, 1928
4	Oklahoma State, 1960
5	Arizona, 1949
6	TCU, 1960
9	TCU, 1947
11	Colorado, 1985
11	Tulsa, 1982
14	Kansas State, 1935
15	Oklahoma State, 1972
16	Oklahoma, 1982
16	Kansas State, 1951
17	Miami (Fla.), 1978
18	Oklahoma State, 1992
18	New Mexico, 1969
18	Oklahoma State, 1923
20	Oklahoma, 1990

Total Defense Yards

17	Denver, 1947
35	Kansas State, 1961
46	Missouri, 1958
50	Nebraska, 1960
62	TCU, 1947
62	Kansas State, 1947
69	Kansas State, 1992
75	Southeastern Louisiana, 2007
78	Utah State, 1987
78	Kansas State, 1960
78	Kansas State, 1946
82	Boston University, 1959
98	Oklahoma, 1961
98	Iowa State, 1953

OPPONENT

Rushing Yards

604	Georgia Tech, 2011
567	Nebraska, 1983
566	Oklahoma, 1986
565	Oklahoma, 1987
547	Nebraska, 1988
537	Oklahoma, 1953
536	Oklahoma State, 1988
533	Oklahoma, 1954
516	Nebraska, 1978
515	Nebraska, 1989
510	Oklahoma, 2014
502	Oklahoma, 1971

Passing Yards

548	Texas Tech, 2016
508	Texas Tech, 2012
494	Oklahoma State, 2017
494	Oklahoma State, 2011
481	North Carolina State, 2003
476	Utah, 1996
468	Oklahoma, 2008
467	Central Michigan, 2017
445	Oklahoma, 2015
444	Missouri, 1989
441	Texas Tech, 2018
437	Baylor, 2013
434	Baylor, 2010
429	Oklahoma State, 1989
428	Texas A&M, 2002

Total Offense Yards

799	Nebraska, 1978
768	Georgia Tech, 2011
743	Baylor, 2013
717	Oklahoma State, 1988
710	Oklahoma, 2015
680	Auburn, 1988
680	Nebraska, 1983
678	Baylor, 2010
674	Oklahoma, 2008
669	Baylor, 2014
667	Missouri, 1949
666	Baylor, 2012
665	Nebraska, 1988
665	Missouri, 1948

INDIVIDUAL

Rushing Yards

427	Samaje Perine, Oklahoma, 2014
319	Devin West, Missouri, 1998
313	Barry Sanders, Okla. St., 1988
309	Chris Brown, Colorado, 2002
294	Calvin Jones, Nebraska, 1991
285	Mike Rozier, Nebraska, 1983

Passing Yards

476	Seth Doege, Texas Tech, 2012
476	Mike Fouts, Utah, 1996
475	Phillip Rivers, NC State, 2003
467	Shane Morris, Central Michigan, 2017
444	Kent Kiefer, Missouri, 1989

Receiving Yards

300	Adarius Bowman, Okla. St., 2006
233	Denario Alexander, Missouri, 2009
231	Linzy Collins, Missouri, 1990
219	Jonathan Giles, Texas Tech, 2016

PER-GAME BESTS

OFFENSE

Rushing Yards Per Game

	Avg.	Yards	G	Year
1.	311.6	3116	10	1950
2.	297.4	3721	11	1976
3.	290.7	3488	11	1975
4.	272.6	2999	11	1968
5.	261.0	2610	10	1962
6.	247.1	2718	11	1994
7.	245.2	2698	11	1991
8.	243.1	2431	10	1963
9.	232.1	2553	11	1992
10.	228.6	2286	10	1961

Passing Yards Per Game

	Avg.	Yards	G	Year
1.	310.3	3724	12	2009
2.	305.6	3973	13	2008
3.	291.0	3783	13	2007
4.	286.0	3446	11	1983
5.	255.9	3527	13	2003
6.	254.8	3057	11	1985
7.	240.4	2885	12	2016
8.	226.4	2717	12	2017
9.	220.5	2425	11	2004
10.	207.9	2287	11	1972

Total Yards Per Game

	Avg.	Yards	G	Year
1.	479.8	6237	13	2007
2.	432.4	3973	13	2008
3.	422.4	5069	12	2009
4.	421.5	5479	13	2003
5.	403.1	4454	11	1983
6.	401.8	4420	11	1968
7.	396.8	3968	10	1950
8.	395.1	4346	11	1992
9.	393.2	4325	11	1995
10.	384.3	4228	11	1991

Points Per Game

	Avg.	Pts.	G	Year
1.	42.7	556	13	2007
2.	34.5	380	11	1968
3.	33.4	434	13	2008
4.	31.8	350	11	1992
5.	31.6	316	10	1951
6.	29.5	384	13	2003
7.	29.4	353	12	2009
8.	29.0	348	12	2006
9.	29.0	290	10	1947
10.	28.5	314	11	1994

DEFENSE

Rushing Yards Per Game

	Avg.	Yards	G	Year
1.	83.2	999	12	2005
2.	94.8	1232	13	2007
3.	109.0	1308	12	2006
4.	109.2	1092	10	1947
5.	113.9	1139	10	1961
6.	117.6	1294	11	2004
7.	123.0	1600	13	2008
8.	125.7	1383	11	1992
9.	135.7	1357	10	1962
10.	138.2	1659	12	2009

Passing Yards Per Game

	Avg.	Yards	G	Year
1.	48.3	483	10	1960
2.	61.0	610	10	1953
3.	61.2	612	10	1957
4.	74.1	741	10	1955
5.	77.7	777	10	1954
6.	82.0	820	10	1947
7.	86.6	866	10	1963
8.	90.4	994	11	1973
9.	92.8	1114	11	1975
10.	94.4	944	10	1945

Total Yards Per Game

	Avg.	Yards	G	Year
1.	187.2	1872	10	1960
2.	189.1	1891	10	1947
3.	215.1	2151	10	1961
4.	235.8	2358	10	1962
5.	240.4	2404	10	1948
6.	240.7	2407	10	1946
7.	253.6	2536	10	1963
8.	255.9	2559	10	1952
9.	258.7	3104	11	1973
10.	272.0	3264	11	1975

Points Per Game

	Avg.	Pts.	G	Year
1.	7.8	78	10	1960
2.	8.1	81	10	1961
3.	8.2	82	10	1947
4.	11.0	110	10	1952
5.	11.6	116	10	1962
6.	12.2	122	10	1963
7.	12.3	147	11	1975
8.	13.4	134	10	1959
9.	13.5	135	10	1946
10.	13.7	137	10	1948

MISCELLANEOUS RECORDS

TOTAL OFFENSE

Plays in a Season

988; 512 rush, 476 pass (2007)

Plays in a Game

96; 82 rush, 14 pass vs. Missouri (1991)
96; 63 rush, 33 pass vs. North Texas (1979)

Yards in a Season

6,237 (13 games in 2007)

Yards Per Game in a Season

479.8 (13 games in 2007)

Yards Per Play in a Season

6.4 (10 games in 1952)

Yards in a Game

983 vs. Washington (Mo.) (1923)

Yards vs. a Conference Opponent

648 vs. Missouri (1991)

Yards Gained in a Loss

574 vs. Nebraska (2006)

Yards Gained, Both Teams

1207; KU - 569, Texas - 638 (2019)

FIRST DOWNS

Season

326 (13 games in 2007)

Rushing First Downs (In a Season)

159 (11 games in 1976)

Passing First Downs (In a Season)

170 (13 games in 2007)

Game

34 vs. Nebraska, 2007
34 vs. Washington (Mo.) (1923)

Rushing First Downs (In a Game)

26 vs. Missouri (1975)

Passing First Downs (In a Game)

25 vs. Tennessee (1973)

SCORING

Points in a Season

556 (13 games in 2007)

Season Average

42.7 (13 games in 2007)

Points in a Game

86 vs. South Dakota State (1947)

Points in a Conference Game

76 vs. Nebraska (2007)

Points in a Half

49 (1st) vs. Toledo (2004)
49 (1st) vs. Illinois State (1998)
49 (1st) vs. St. Mary's (1912)

Points in a Quarter

32 (4th) vs. Washington (Mo.) (1923)

Combined Points (in a Game)

115; KU 76, Nebraska 39 (2007)

Touchdowns in a Season

72 (13 games in 2007)

Touchdowns in a Game

13 vs. South Dakota State (1947)

Points By Kicking in a Season

120 (13 games in 2007)

18

Consecutive Wins

ALL-TIME (1907-09)

15

Home Winning Streak

(1908-10)

12

Wins in a Season

(2007)

11

Consecutive Wins

SEASON (2007)

10

Consecutive Wins vs. One Opponent

KANSAS STATE (1956-65)

9

Shutouts in a Season

(1905)

7

Consecutive Shutouts

IN A SEASON (1904-05)

Points By Kicking in a Game

21 vs. Wichita State (1983)

Field Goals in a Season

24 (11 games in 1983)

Field Goals in a Game

5 vs. Wichita State (1983)
5 vs. Nebraska (1981)

MARGINS

Victory Margin

83; KU 83, Washington (Mo.) 0 (1923)

Conference Game Victory Margin

55; KU 55, Kansas State 0 (1947)

RUSHING

Attempts in a Season

701 (11 games in 1976)

Fewest Attempts in a Season

337 (11 games in 1986)

Attempts in a Game

84 vs. Colorado (1977)

Fewest Attempts in a Game

16 vs. Auburn (1987)

Season Yards

3,488 (11 games in 1975)

Season Per Carry Average

6.0; 3,116 on 516 (1950)

Yards in a Game

662 vs. Washington (Mo.) (1923)

Yards in a Conference Game

556 vs. Missouri (1975)

Yards in a Road Game

499 at Oklahoma State (1962)

Rushing Touchdowns in a Season

33 (10 games in 1968)

Rushing Touchdowns in a Game

7 vs. Illinois State (1998)
7 vs. Missouri (1991)
7 vs. New Mexico (1968)

PASSING

Attempts in a Season

476 (13 games in 2007)

Attempts in a Game

62 vs. Central Michigan (2017)

Completions in a Season

302 (13 games in 2007)

Completions in a Game

35 vs. Tennessee (1973)

Yards in a Season

3,783 (13 games in 2007)

Yards Per Game

291.0 (13 games in 2007)

Yards in a Game

498 vs. Vanderbilt (1985)

Yards in a Conference Game

422 vs. Colorado (2003)

Yards in a Road Game

422 at Colorado (2003)

Touchdown Passes in a Season

36 (13 games in 2007)

Touchdown Passes in a Game

6 vs. Nebraska (2007)
6 vs. Washburn (1938)

Interceptions Thrown in a Season

24 (11 games in 1983)

Interceptions Thrown in a Game

5 vs. Colorado (1983)
5 vs. Louisville (1980)
5 vs. Florida State (1973)

PUNTING

Punts in a Season

87 (12 games in 2017)

Punts in a Game

15 vs. Nebraska (1972)

Punting Yards in a Season

3,673 (12 games in 2014)

Punting Yards in a Game

621 at West Virginia (2014)

DEFENSE

Fewest Yards Allowed in a Season

2,914 (1964)

Fewest Yards Allowed Per Game

278.9 (1966)

Fewest Yards Per Play Allowed in a Season

4.0 (1981)

Fewest Total Yards Allowed in a Game

17 by Denver (1947)

Fewest Yards Allowed in a Conference Game

35 by Kansas State (1961)

Fewest Rushing Yards Allowed in a Season

999 (2005)

Fewest Rushing Yards Allowed Per Game in a Season

83.2 (2005)

Fewest Rushing Yards Allowed Per Attempt

2.4 (2005)

Fewest Rushing Yards Allowed in a Game

-56 vs. Kansas State (1992)

Fewest Completions Allowed in a Season

3.7 (37 in 10 games) (1954)

Lowest Completion Percentage in a Season

.364 (1946)

Fewest Passing Yards Allowed Per Game

48.3 (483 in 10 games)

Fewest Passing Yards Allowed in a Game

0 numerous times (most recent vs. Colorado, 1988)

TURNOVERS

Forced in a Season

52 (11 games in 1973)

Forced in a Game

8 vs. Florida State (1973)
8 vs. Grinnell (1926)

Fumbles Forced in a Season

46 (11 games in 1971)

Fumbles Forced in a Game

15 vs. Oklahoma State (1974)

Fumbles Recovered in a Season

27 (11 games in 1973)

Fumbles Recovered in a Game

7 vs. Oklahoma (1950)
7 vs. Missouri (1949)

Interceptions in a Season

25 (11 games in 1973)

Interceptions in a Game

8 vs. Grinnell (1926)

Interception Yards in a Season

363 (11 games in 1972)

Interception Yards in a Game

127 vs. Oklahoma State (1949)

TEAM YEAR-BY-YEAR

YEAR	OVERALL			CONFERENCE		TOTAL OFFENSE		RUSHING		PASSING					SCORING	
	G	W-L	PCT.	W-L	PCT.	YDS.	AVG.	ATT.-YDS.	AVG.	ATT.-COMP.	INT.	PCT.	YDS.	AVG.	PTS.	PTS.-AVG.
1945	10	4-5-1	.400	1-3-1	.200	2,651	265.1	N/A 1,859	185.9	132-49	--	.371	792	79.2		139-13.9
1946	10	7-2-1	.700	4-1	.800	2,212	221.2	N/A 1,477	147.7	92-36	9	.391	735	73.5		157-15.7
1947	10	8-1-1	.800	4-0-1	.800	3,365	336.5	414-2,153	202.7	124-63	5	.508	1,212	121.2		304-27.6
1948	10	7-3	.700	4-2	.667	2,769	276.9	451-1,698	169.8	157-57	17	.372	1,071	107.1		199-19.9
1949	10	5-5	.500	2-4	.333	3,446	344.6	N/A 1,913	191.3	203-84	26	.413	1,533	153.3		259-25.9
1950	10	6-4	.600	3-3	.500	3,968	396.8	516-3,116	311.6	121-44	14	.363	852	85.2		284-28.4
1951	10	8-2	.800	4-2	.667	3,517	351.7	N/A 2,412	241.2	155-61	12	.393	1,105	110.5		316-31.6
1952	10	7-3	.700	3-3	.500	3,189	318.9	534-1,951	195.1	179-82	14	.458	1,238	123.8		214-21.4
1953	10	2-8	.200	2-4	.333	2,322	232.2	481-1,732	173.2	114-38	16	.333	590	59.0		83-8.3
1954	10	0-10	.000	0-6	.000	1,881	188.1	411-1,238	123.8	128-40	18	.312	643	64.3		93-9.3
1955	10	3-6-1	.300	1-4-1	.167	2,041	204.1	448-1,253	125.3	119-39	18	.327	788	78.8		93-9.3
1956	10	3-6-1	.300	2-4	.333	2,641	264.1	539-1,960	196.0	116-37	16	.319	681	68.1		163-16.3
1957	10	5-4-1	.500	5-2	.714	2,322	232.2	479-1,501	150.1	112-52	12	.464	821	82.1		115-11.5
1958	10	4-5-1	.400	3-3-1	.429	2,248	224.8	465-1,753	175.3	102-32	11	.314	495	49.5		87-8.7
1959	10	5-5	.500	4-3	.571	2,244	224.4	373-1,678	167.8	78-37	6	.474	566	56.6		163-16.3
1960	10	7-2-1	.700	6-0-1	.857	2,762	276.2	504-2,068	206.8	103-53	5	.515	694	69.4		219-21.9
1961	10	6-3-1	.600	5-2	.714	2,962	296.2	604-2,286	228.6	102-46	6	.451	676	67.6		245-24.5
1962	10	6-3-1	.600	4-2-1	.571	3,291	329.1	522-2,610	261.0	108-47	5	.435	681	68.1		214-21.4
1963	10	5-5	.500	3-4	.429	3,038	303.8	491-2,431	243.1	110-37	11	.336	607	60.7		207-20.7
1964	10	6-4	.600	5-2	.714	2,607	260.7	468-1,896	189.6	122-54	4	.443	711	71.1		136-13.6
1965	10	2-8	.200	2-5	.286	2,349	234.9	400-1,405	140.5	202-78	7	.386	944	94.4		119-11.9
1966	10	2-7-1	.200	0-6-1	.000	2,517	251.7	506-1,608	160.8	162-81	14	.500	909	90.9		106-10.6
1967	10	5-5	.500	5-2	.714	2,877	287.7	457-1,503	150.3	184-85	12	.462	1,374	137.4		166-16.6
1968	11	9-2	.818	6-1	.857	4,420	401.8	594-2,999	272.6	183-90	6	.492	1,421	129.2		394-35.8
1969	10	1-9	.100	0-7	.000	3,056	305.6	517-1,776	177.6	204-79	16	.387	1,280	128.0		176-17.6
1970	11	5-6	.455	2-5	.296	3,599	327.2	554-2,345	213.2	202-85	16	.421	1,254	114.0		270-24.5
1971	11	4-7	.364	2-5	.296	2,892	262.9	541-1,639	149.0	224-104	13	.464	1,253	113.9		187-17.0
1972	11	4-7	.364	2-5	.296	3,717	337.9	472-1,430	130.0	315-159	23	.505	2,287	207.9		208-18.9
1973	11	7-3-1	.636	4-2-1	.571	3,182	265.2	430-1,043	86.9	337-174	11	.516	2,139	194.5		253-21.1
1974	11	4-7	.364	1-6	.143	3,596	326.9	507-2,310	210.0	198-86	18	.434	1,286	116.9		157-14.3
1975	11	7-4	.636	4-3	.571	3,934	327.8	670-3,488	290.7	83-32	5	.386	446	37.2		262-21.8
1976	11	6-5	.545	2-5	.296	3,804	345.8	701-3,271	297.4	120-36	15	.300	533	48.5		260-23.6
1977	11	3-7-1	.273	2-4-1	.296	2,993	272.1	633-2,329	211.7	118-42	12	.356	664	60.4		131-11.9
1978	11	1-10	.091	0-7	.000	2,663	242.1	473-1,229	111.7	260-110	18	.423	1,434	130.4		124-11.3
1979	11	3-8	.273	2-5	.296	2,935	266.8	474-1,273	115.7	274-124	16	.453	1,662	151.1		172-15.6
1980	11	4-5-2	.364	3-3-1	.429	3,339	303.5	520-2,079	189.0	212-98	15	.462	1,260	114.5		171-15.5
1981	11	8-3	.727	4-3	.571	3,003	273.0	544-1,642	149.3	206-101	11	.490	1,361	123.7		188-15.7
1982	11	2-7-2	.182	1-5-1	.143	2,920	265.5	441-1,184	107.6	296-139	20	.470	1,736	157.8		150-13.6
1983	11	4-6-1	.364	2-5	.296	4,434	403.1	398-1,288	117.1	407-216	24	.531	3,146	286.0		296-26.9
1984	11	5-6	.455	4-3	.571	3,673	333.9	452-1,520	138.2	304-169	14	.556	2,153	195.7		218-19.8
1985	12	6-6	.500	2-5	.286	4,523	376.9	444-1,466	122.2	426-235	13	.552	3,057	254.8		262-21.9
1986	11	3-8	.273	0-7	.000	2,786	253.3	337-806	73.3	378-192	20	.508	1,980	180.0		112-10.1
1987	11	1-9-1	.091	0-6-1	.000	3,015	274.1	453-1,220	110.9	288-163	23	.566	1,795	163.2		135-12.3
1988	11	1-10	.091	1-6	.143	3,442	312.9	434-1,577	143.4	270-133	15	.493	1,865	169.5		189-17.2
1989	11	4-7	.364	2-5	.286	3,951	359.2	492-1,787	189.7	268-144	15	.537	2,164	196.7		248-22.5
1990	11	3-7-1	.273	2-4-1	.286	4,070	370.0	576-2,162	196.5	257-145	14	.564	1,908	173.5		213-19.4
1991	11	6-5	.545	3-4	.429	4,228	384.4	614-2,698	245.2	231-114	7	.493	1,530	139.1		303-27.5
1992	12	8-4	.667	4-3	.571	4,346	395.1	563-2,553	232.1	249-118	13	.474	1,793	163.0		380-31.7
1993	12	5-7	.417	3-4	.429	4,276	356.3	581-2,567	213.9	252-137	8	.544	1,709	142.4		242-20.2
1994	11	6-5	.545	3-4	.429	4,268	388.0	558-2,718	247.1	196-114	6	.582	1,550	140.9		324-29.5
1995	12	10-2	.833	5-2	.714	4,325	393.2	493-2,276	206.9	303-182	11	.601	2,049	170.8		345-28.8
1996	11	4-7	.364	2-6	.250	3,850	350.0	514-1,795	163.2	290-155	8	.534	2,055	186.8		300-27.3
1997	11	5-6	.455	3-5	.375	2,656	241.5	411-1,267	115.2	219-98	8	.447	1,389	126.3		177-16.1
1998	11	4-7	.364	1-7	.125	3,517	319.7	429-1,638	148.9	270-133	9	.493	1,879	170.8		280-25.5
1999	12	5-7	.364	3-5	.375	3,992	332.7	512-2,053	171.1	316-164	10	.518	1,939	161.6		294-24.5
2000	12	4-7	.364	2-6	.250	3,755	341.4	471-1,732	157.5	321-145	11	.452	2,023	183.9		261-21.8
2001	11	3-8	.273	1-7	.125	2,968	269.8	438-1,288	117.1	295-132	15	.447	1,680	152.7		182-16.5
2002	12	2-10	.167	0-8	.000	3,801	316.8	472-1,515	126.3	430-200	12	.465	2,286	190.5		248-20.7
2003	13	6-7	.462	3-5	.375	5,479	421.5	492-2,152	165.5	414-255	15	.594	3,327	255.9		384-29.5
2004	11	4-7	.364	2-6	.333	3,459	314.5	378-1,034	94.0	420-234	19	.557	2,425	220.5		262-23.8
2005	12	7-5	.583	3-5	.375	3,956	329.7	425-1,608	134.0	396-211	19	.533	2,348	195.7		269-22.4
2006	12	6-6	.500	3-5	.375	4,491	374.2	438-2,387	176.6	363-203	19	.559	2,372	197.7		348-29.0
2007	13	12-1	.923	7-1	.875	6,237	479.8	512-2,454	188.8	476-302	7	.634	3,783	291.0		556-42.7
2008	13	8-5	.615	4-4	.500	5,621	432.4	445-1,648	126.8	500-333	13	.666	3,973	305.6		434-33.4
2009	12	5-7	.417	1-7	.125	5,069	422.4	379-1,345	112.1	506-320	10	.632	3,724	310.3		353-29.4
2010	12	3-9	.250	1-7	.125	3,557	296.4	470-1,615	134.6	353-203	14	.575	1,942	161.8		205-17.1
2011	12	2-10	.200	0-9	.000	3,922	326.8	543-2,314	159.4	301-191	12	.635	2,009	167.4		268-22.3
2012	12	1-11	.083	0-9	.000	4,324	360.3	558-2,540	211.7	313-148	13	.473	1,784	148.7		219-18.2
2013	12	3-9	.250	1-8	.125	3,534	294.5	496-1,849	154.1	329-154	12	.468	1,685	140.4		184-15.3
2014	12	3-9	.250	1-8	.125	3,889	324.1	466-1,454	121.2	376-204	13	.542	2,435	202.9		214-17.8
2015	12	0-12	.000	0-9	.000	3,978	331.5	444-1,355	112.9	452-243	14	.538	2,623	218.6		183-15.2
2016	12	2-10	.200	1-8	.125	4,134	359.5	405-1,429	119.1	465-278	16	.597	2,885	240.4		243-20.2
2017	12	1-11	.091	0-9	.000	3,948	329.0	391-1,231	102.6	460-249	17	.541	2,717	226.4		224-18.7
2018	12	3-9	.250	1-8	.111	4,210	350.8	423-2,313	158.6	392-229	4	.584	2,307	192.25		286-23.8
2019	12	3-9	.250	1-8	.111	4,527	377.2	383-1,749	145.8	39						

TEAM YEAR-BY-YEAR

TOTAL DEFENSE

YEAR G YDS. AVG.

RUSHING

ATT.-YDS. AVG.

PASSING

ATT.-COMP.

INT.

PCT.

YDS. AVG.

SCORING

PTS.-AVG.

1946	10	2,980	298.0	N/A	2,036	203.6	143-60	--	420	944	94.4	175-17.5
1947	10	2,407	240.7	N/A	1,454	145.4	154-56	12	363	953	95.3	135-13.5
1948	10	1,891	189.1	N/A	1,092	109.2	106-52	14	490	820	82.0	82-8.2
1949	10	2,404	240.4	N/A	1,528	152.8	158-74	15	468	876	87.6	137-13.7
1950	10	3,561	356.1	N/A	2,232	223.2	195-85	21	430	1,329	132.9	183-18.3
1951	10	3,186	318.6	N/A	2,057	205.7	182-92	14	510	1,129	112.9	188-18.8
1952	10	3,023	302.3	N/A	1,930	193.0	205-93	15	453	1,098	109.8	208-20.8
1953	10	2,559	255.9	N/A	1,534	153.4	161-80	12	490	1,025	102.5	110-11.0
1954	10	2,760	276.0	N/A	2,150	215.0	105-44	9	419	610	61.0	179-17.9
1955	10	4,005	400.5	N/A	3,228	322.8	81-37	5	456	777	77.7	376-37.6
1956	10	2,868	286.8	N/A	2,127	212.7	128-51	10	398	741	74.1	222-22.2
1957	10	3,105	310.5	N/A	2,082	208.2	148-64	11	432	1,023	102.3	215-21.5
1958	10	3,453	345.3	N/A	2,841	284.1	97-42	14	433	612	61.2	230-23.0
1959	10	3,367	336.7	N/A	2,384	238.4	161-70	13	435	983	98.3	162-16.2
1960	10	2,744	274.4	N/A	1,705	170.5	180-82	7	456	1,039	103.9	134-13.4
1961	10	1,872	187.2	N/A	1,389	138.9	113-43	11	381	483	48.3	78-7.8
1962	10	2,151	215.1	N/A	1,139	113.9	172-77	7	448	1,012	101.2	81-8.1
1963	10	2,358	235.8	N/A	1,357	135.7	186-81	8	435	1,001	100.1	116-11.6
1964	10	2,536	253.6	N/A	1,670	167.0	164-64	14	390	866	86.6	122-12.2
1965	10	2,914	291.4	490-1,853	185.3	148-71	12	480	1,061	106.1	146-14.6	
1966	10	2,934	293.4	533-1,955	195.5	151-69	17	457	979	97.9	215-21.5	
1967	10	2,789	278.9	486-1,495	149.5	177-103	8	582	1,294	129.4	188-18.8	
1968	11	2,948	294.8	503-1,454	145.4	219-113	10	516	1,494	149.4	146-14.6	
1969	10	3,210	291.8	482-1,607	146.1	267-128	14	480	1,603	145.7	175-15.9	
1970	11	3,657	365.7	562-2,228	228.8	198-102	9	540	1,429	142.9	290-29.0	
1971	11	4,551	413.7	661-2,994	272.2	243-124	18	510	1,557	141.5	277-25.2	
1972	11	3,856	350.5	581-2,448	222.5	234-96	17	410	1,408	128.0	286-26.0	
1973	11	4,201	381.9	597-2,267	206.1	278-128	19	460	1,934	175.8	305-27.7	
1974	11	3,104	258.7	587-2,110	175.8	165-73	25	442	994	90.4	189-15.8	
1975	11	3,467	315.2	655-2,324	211.3	195-101	9	518	1,143	103.9	247-22.5	
1976	11	3,264	272.0	596-2,150	179.2	191-89	18	466	1,114	92.8	147-12.3	
1977	11	3,691	335.5	575-2,260	205.5	245-105	19	429	1,431	130.1	251-22.8	
1978	11	4,318	392.5	654-3,141	285.5	190-84	12	442	1,177	107.0	269-24.5	
1979	11	4,988	453.5	719-3,680	334.5	172-101	6	587	1,309	118.9	345-31.4	
1980	11	4,619	419.9	585-2,737	253.5	266-139	14	523	1,882	171.1	346-31.5	
1981	11	3,793	344.8	572-2,178	198.0	244-118	12	484	1,615	146.9	208-18.9	
1982	11	3,112	282.9	534-1,962	178.4	237-110	15	464	1,150	104.5	185-16.8	
1983	11	4,305	391.4	634-2,903	263.9	201-87	7	433	1,402	127.5	276-25.1	
1984	11	4,506	409.6	542-3,008	250.5	252-134	13	531	1,750	159.1	320-29.1	
1985	12	4,271	388.3	500-2,138	194.4	295-158	11	536	2,133	193.9	298-27.1	
1986	11	4,622	383.4	522-2,119	176.6	345-184	19	535	2,482	206.8	280-23.3	
1987	11	4,370	397.3	628-2,770	251.8	239-136	11	569	1,600	145.5	326-29.6	
1988	11	4,467	406.1	619-3,255	295.9	193-92	6	477	1,212	110.2	395-35.9	
1989	11	5,896	536.0	642-3,937	357.9	245-157	11	641	1,959	178.1	502-45.6	
1990	11	5,285	480.5	583-2,928	266.2	258-152	7	585	2,357	214.3	383-34.8	
1991	11	4,568	415.2	452-2,207	200.6	295-158	8	535	2,361	214.6	365-33.2	
1992	12	4,228	384.4	426-1,660	150.9	297-162	10	545	1,879	170.8	244-22.2	
1993	12	3,506	318.7	459-1,383	125.7	307-158	16	515	2,141	194.6	242-22.0	
1994	11	4,608	384.0	514-2,360	196.7	313-176	8	562	2,248	187.3	256-21.3	
1995	12	4,408	400.0	448-1,883	171.2	322-195	8	606	2,525	135.8	242-22.0	
1996	11	4,248	386.2	466-2,043	185.7	326-168	15	515	2,205	200.5	231-21.0	
1997	11	4,823	438.5	477-2,367	215.2	279-152	12	545	2,456	223.3	358-32.5	
1998	11	3,976	361.5	546-2,270	206.4	256-141	8	551	1,706	155.1	279-25.4	
1999	12	4,262	387.5	560-2,592	235.6	239-123	12	515	1,670	151.8	341-31.0	
2000	12	4,407	400.6	491-2,178	198.0	299-173	11	579	2,229	202.6	359-32.6	
2001	11	4,702	427.5	536-2,607	237.0	311-165	12	531	2,095	190.5	398-36.2	
2002	12	5,669	472.4	533-3,075	256.3	302-167	12	555	2,594	216.2	507-42.3	
2003	13	5,364	412.6	518-2,531	194.7	390-242	12	602	2,833	217.9	396-30.5	
2004	11	3,800	345.5	389-1,294	117.6	375-202	16	539	2,506	227.8	235-21.4	
2005	12	3,639	303.2	414-999	83.2	420-238	15	567	2,640	220.0	264-22.0	
2006	12	4,537	378.1	373-1,308	109.0	470-248	12	528	3,229	269.1	306-25.5	
2007	13	4,125	317.3	401-1,232	94.8	528-303	23	574	2,893	222.5	213-16.3	
2008	13	5,157	396.7	406-1,600	123.1	521-318	15	610	3,557	273.6	375-28.8	
2009	12	4,599	383.3	413-1,659	138.2	423-260	7	615	2,940	245.0	341-28.4	
2010	12	5,132	427.7	491-2,462	205.2	341-224	7	657	2,670	222.5	413-34.4	
2011	12	6,197	516.4	491-3,052	238.5	375-261	8	696	3,335	277.9	525-43.8	
2012	12	5,782	481.8	450-2,311	192.6	403-272	11	675	3,471	289.2	433-36.1	
2013	12	5,191	432.6	485-2,287	190.6	407-235	14	577	2,904	242.0	382-31.8	
2014	12	5,438	453.2	466-2,516	209.7	399-233	9	583	2,922	243.5	399-33.2	
2015	12	6,730	560.8	565-3,206	267.2	402-267	9	664	3,524	293.7	553-46.1	
2016	12	5,474	456.2	549-2,837	236.4	357-211	26	591	2,637	219.8	448-37.3	
2017	12	5,620	468.3	491-2,059	171.6	382-265	4	694	3,561	296.8	521-43.4	
2018	12	5,022	418.5	423-2,313	171.8	392-229	4	584	2,961	246.8	360-30.0	
2019	12	5,736	478.0	551-2,742	228.5	376-240	6	638	2,994	249.5	433-36.1	
2020	9	4,133	459.2	366-2,281	236.2	257-159	4	619	2,007	223.0	414-46.0	



HISTORY OF KANSAS FOOTBALL

FIRST TEAM AP ALL-AMERICANS

1947 All-American

RAY EVANS




Ray Evans, KU's first All-America selection (along with Otto Schnellbacher), qualifies as one of the greatest athletes in Kansas history.

Evans is the only player in NCAA history to lead the nation in both passing (1,117 yards) and interceptions (10) in the same season (1942). His single-season interception mark, in fact, still remains a KU record. In addition to being an All-American in football, Evans was also a two-time selection as a Helms Foundation basketball All-American for head coach Phog Allen.

He is the only athlete in KU history to have both his football jersey number (42) and basketball jersey (15) retired. Evans was a key performer in helping the Jayhawks to an 8-1-2 record, a first-place tie in the Big Six Conference and a spot in the 1948 Orange Bowl his senior season. Evans once owned the NCAA record of consecutive passing attempts (60) without an interception. He played professionally for one season with Pittsburgh.

1947 All-American

OTTO SCHNELLBACHER



Known as the "Double Threat from Sublette," Otto Schnellbacher excelled during his days as an athlete at Kansas in both football and basketball. Schnellbacher served as a co-captain of the 1947 Jayhawk team that won a share of the conference title and earned a spot in the Orange Bowl.

He is one of just three KU athletes to serve as a captain in both football and basketball. A two-time All-Big Six selection, Schnellbacher was credited with 58 career pass receptions for 1,069 yards and both marks stood as school records for 22 years. He averaged 18.4 yards per reception. Schnellbacher was a regular in 1942 and had his career put on hold during World War II. A four-time all-conference selection in basketball, Schnellbacher played both football and basketball professionally. He played football for four seasons with the New York Yankees of the All-America Football Conference and the New York Giants of the NFL. He intercepted 34 passes and was named All-Pro defensive back three times before retiring after the 1951 season.

1951 All-American

GEORGE MRKONIC




George Mrkonic teamed with Oliver Spencer to anchor one of the great lines in Kansas football history during the early 1950s.

Mrkonic, a two-time (1950-51) all-conference selection, played left guard on offense and defensive tackle. Mrkonic also handled punting duties during his KU career and led the Jayhawks in punting statistics in 1951.

During his three years in the lineup, Kansas compiled a combined 21-9 record, including an 8-2 mark in 1951 and 7-3 record in 1952. Mrkonic was selected to play in the East-West Shrine Game in 1952 and had a brief stint in professional football as a member of the Philadelphia Eagles. He also played one season in the Canadian Football League.

1952 All-American

GIL REICH



Although he played just one season at Kansas after transferring from the United States Military Academy, Gil Reich quickly established himself as one of the most determined performers in Jayhawk history.

He was a standout as a cornerback, excelling in run support and as a punt returner. Reich earned all-conference and All-America honors for his performance as a defensive back. In addition, Reich split time as the starting quarterback with Jerry Robertson. He accounted for 428 yards in total offense and was credited with five touchdown passes. He averaged 17.2 yards on 19 punt returns and also served as the Jayhawks' punter and kicked extra points.

Reich was also a two-sport standout, playing a significant role on the Jayhawks' 1952-53 basketball team. As a starting guard, Reich helped direct the Jayhawks to the 1953 National Championship game -- a 69-68 loss to Indiana.

1952 All-American

OLIVER SPENCER



A dominating blocker and outstanding athlete, Spencer and teammate George Mrkonic were recognized as two of college football's premier linemen during the early 1950s. Spencer excelled at right offensive tackle, helping the Jayhawks to a combined 15-5 mark during his two seasons as a regular on the offensive front.

As a sophomore, Spencer was a backup at KU behind future pro football hall of famer Mike McCormack. Following his senior season, Spencer was selected to play in both the East-West Shrine Game and the Senior Bowl.

He played in the National Football League for the Detroit Lions and Green Bay Packers from 1953-61, and served as an offensive line coach for the Oakland Raiders for 19 seasons (1962-79).

1960-61 All-American

JOHN HADL



John Hadl easily represents one of the greatest all-around performers in Kansas history. The Jayhawks' first two-time All-America selection, Hadl excelled in the Jayhawk offense as a quarterback and part-time halfback.

He was also a highly effective defensive back, return specialist and one of the nation's top punters during his three-year career. His jersey No. 21 is one of just three retired in Kansas football history. A three-time all-conference selection, Hadl ended his career with 1,281 yards passing and 1,016 yards rushing. He still holds the school record for longest punt (94 yards vs. Oklahoma in 1959, third-longest in NCAA history) and has the third-longest interception return (98 yards vs. TCU in 1959).

Hadl, who led the nation in punting in 1959 with a 45.6 average, was a standout on some of KU's great teams. The Jayhawks were a combined 14-5-2 his junior and senior seasons with Hadl at the controls and ranked nationally in the top 20 each season. He concluded his senior season by leading KU to a 33-7 win over Rice in the Bluebonnet Bowl. Hadl was named Most Valuable Player in the East-West Shrine game and the College All-Star Game.


Hadl enjoyed a 16-year career in the NFL, passing for 33,513 yards. He was recognized as the NFL Man of the Year in 1971 and was inducted into the College Football Hall of Fame in 1994. Following a successful career in coaching, Hadl moved into administration and currently serves as an associate athletics director at his alma mater.



JOHN HADL

1963-64 All-American

GALE SAYERS



Gale Sayers, the "Kansas Comet," established himself in his collegiate and professional career as one of the great running backs in the history of football. A two-time All-America selection for the Jayhawks, Sayers concluded his KU career with 2,675 yards rushing and 3,917 all-purpose yards. Sayers led KU in rushing, touchdowns and kickoff returns all three years he was in the lineup. He also led the team in receiving and punt returns as a junior and senior. Sayers became the first player in NCAA Division IA history to record a 99-yard run when he broke loose against Nebraska in Lincoln during the 1963 season. He also had a 96-yard kickoff return in a 15-14 upset of Oklahoma his senior season.

Sayers was a first-round draft pick of the Chicago Bears (and Kansas City Chiefs) and had an abbreviated seven-year NFL career that was cut short by a knee injury. He led the league in rushing in 1966 and 1969. He retired in 1972 with a career total of 4,956 rushing yards. He was inducted into the Pro Football Hall of Fame in 1977 at age 34, the youngest person ever selected. He served as assistant athletics director at his alma mater from 1972-76.

FIRST TEAM AP ALL-AMERICANS

1968 All-American

BOBBY DOUGLASS



Twice selected All-Big Eight Conference (1967-68), Douglass was named to both the United Press International (UPI) and Kodak All-America teams in 1968. In his senior season, Douglass directed the Pepper Rodgers-coached Jayhawks to a 9-2 record, a share of the Big Eight Conference title and a spot in the 1969 Orange Bowl. He passed for 1,316 yards and 12 touchdowns his final year as a Jayhawk. He threw for touchdowns in six consecutive games in 1968 which represented a school record. He ranks eighth all-time in career passing yardage with 2,817 yards.

His 3,832 yards in total offense qualifies as the 10th-best mark in KU history and he was responsible for 39 touchdowns during his career, a mark that ranks sixth on KU's all-time listing. Douglass was selected to play in the Senior Bowl, American Bowl and the College All-Star game in Chicago following his senior season. He earned Most Valuable Player honors in the American Bowl. Douglass played professionally in the NFL for 13 years with Chicago, San Diego, New Orleans and Green Bay.

1968 All-American

JOHN ZOOK



A three-year letterman and two-time All-Big Eight Conference selection, John Zook anchored one of the top defensive units in Kansas football history.


Zook earned All-America honors in 1968 as the defensive standout on a Kansas team that finished with a 9-2 record, shared the conference championship and faced Penn State in the Orange Bowl. The Jayhawks were ranked sixth nationally in the final Associated Press poll -- Zook's senior season.

He finished his career with 202 total tackles, which ranks as the fourth-best mark among defensive linemen in school history.

"He never played but full speed from snap one to snap 100. He was the most full-speed player on every snap that you could imagine," said Pepper Rodgers.

1973 All-American

DAVID JAYNES




David Jaynes brought a lethal arm to the Kansas offense in the early 1970s and broke virtually every season and career passing mark in the Jayhawk record book. A highly recruited high school quarterback at nearby Bonner Springs, Jaynes concluded his career ranked No. 1 all-time in passing yardage (a mark later broken by Frank Seurer) with 5,132 yards. His 35-career passing touchdowns stood as a school record for 34 years.

Jaynes, who earned All-America honors in 1973, had his greatest game as a senior in 1973 with a school-record performance against Tennessee in Knoxville. Jaynes connected on 35-of-58 attempts for 394 yards. "I've never seen him have a better day in his life," said then-head coach Don Fambrough. Jaynes directed the Jayhawks to a 7-4-1 record his senior year, including a trip to the Liberty Bowl. Jaynes, who led KU in passing for three consecutive seasons, finished fourth in the voting for the Heisman Trophy in 1973.

1983 All-American

BRUCE KALLMEYER




Bruce Kallmeyer is regarded as one of the most potent offensive weapons in Kansas history thanks to his talents as a placekicker. Kallmeyer concluded his four-year Jayhawk career with single-season marks of field goals made (24), attempted (29) and ranks first all-time in career field goal percentage (77.9). Kallmeyer also established new standards in the Kansas record book for most field goals in a game (five) which he recorded twice in his career, against Nebraska in 1981 and Wichita State in 1983. Kallmeyer also had four field goals in the Jayhawks' upset win over Southern California in 1983.

Kallmeyer, who had a career-long 57-yard field goal against Iowa State as a senior, ranks fourth all-time in scoring with 233 points. His 98 points in 1983 qualifies as the third-best single-season mark in KU history and his 21 points against Wichita State in the same season represents the most single-game points by a KU kicker in history.

2007 All-American

ANTHONY COLLINS



Big, strong, and fast, Anthony Collins became one of the nation's premier offensive linemen in his junior season, his final year at Kansas before declaring early for the NFL Draft. The 6-6, 310-pounder was named All-America First Team by the Associated Press, Walter Camp Foundation and Football Writer's Association of America, among others, in 2007.

The Beaumont, Texas native was also one of three finalists for the Outland Trophy given to the nation's top interior linemen. Collins helped pave the way for consecutive 1,000-yard rushers in Jon Cornish and Brandon McAnderson during his last two years, while anchoring an offensive unit that was among the nation's most productive his junior year. Collins played both right and left tackle during his career. He earned All-Big 12 Honorable Mention honors as a sophomore at right tackle and then was named an All-Big 12 First Team pick as a junior after switching to the left side. He was drafted in the fourth round by the Cincinnati Bengals in 2008.

2007 All-American

AQIB TALIB



A versatile performer, Aqib Talib capped off his Kansas career by being named a consensus All-America selection after his junior season. In that junior campaign he helped lead the Jayhawks to a 12-1 record, a regular season national ranking of second and a FedEx Orange Bowl victory. A tremendous cornerback, Talib led the country in passes defended as a sophomore with 28 and then recorded 18 more the following season.

He finished his career with 13 interceptions, second all-time at KU, and added 45 passes broken up despite leaving for the NFL after his junior season. He also recorded 66 tackles as a junior as he was the Jack Tatum Award winner, a Bronko Nagurski finalist, a Jim Thorpe semifinalist and a Walter Camp watch list selection in addition to his All-America honors in 2007. Not only did Talib excel on the defensive side of the football, he saw action as a wide receiver as well. In 2007 he caught eight passes for 182 yards and four touchdowns, giving him five touchdowns on nine career receptions. In his final game at KU he was named the MVP of the FedEx Orange Bowl. He was drafted 20th overall by Tampa Bay in the 2008 NFL Draft after his junior campaign.

A Q I B T A L I B



NATIONAL HONORS

ALL-AMERICA

1935	Rutherford Hayes	2nd	NEA
		HM	AP
1947	Ray Evans	1st	AP
		3rd	FWAA
1947	Otto Schnellbacher	1st	AP
1951	George Mrkonic	1st	AP
1952	Gil Reich	1st	AP
		1st	FWAA
1952	Oliver Spencer	1st	AP
1960	John Hadl	1st	AP
		1st	FWAA
1961	John Hadl	1st	AP
		1st	FWAA
1961	Curtis McClinton	1st	TSN
1963	Gale Sayers	1st	AP
		1st	AFCA
		1st	WC
1964	Gale Sayers	1st	AP
		1st	AFCA
		1st	FWAA
		1st	WC
1968	Bobby Douglass	1st	AP
		1st	AFCA
1968	John Zook	1st	AP
		1st	AFCA
		1st	FWAA
1973	David Jaynes	1st	AP
		1st	AFCA
		1st	WC
1975	Nolan Cromwell	HM	AP
1983	Bruce Kallmeyer	1st	AP
		1st	AFCA
1984	Willie Pless	2nd	AP
1991	Tony Sands	3rd	AP
1992	Dana Stubblefield	2nd	AP
2004	Charles Gordon	3rd	AP
2005	Nick Reid	3rd	AP
2007	Aqib Talib	1st	AP
		1st	FWAA
		1st	WC
2007	Anthony Collins	1st	AP
		1st	FWAA
		1st	WC
2007	James McClinton	2nd	AP
2018	Joe Dineen Jr.	2nd	AP
		2nd	TSN
2018	Pooka Williams Jr.	2nd	FWAA

AP - Associated Press; FWAA - Football Writer's Association of America; TSN - The Sporting News; WC - Walter Camp; AFCA - American Football Coaches Association; NEA - Newspaper Enterprise Association

FWAA - FRESHMAN ALL-AMERICA

2018 Pooka Williams Jr.

THE SPORTING NEWS - FRESHMAN ALL-AMERICA

2003	Charles Gordon
2003	Jonathan Lamb
2003	Bob Whitaker

COLLEGE FOOTBALL HALL OF FAME

1951	Fielding H. Yost, coach (1899)
1954	Jim Bausch, HB (1929-30)
1964	Ray Evans, HB (1941-42, 46-47)
1964	Gale Sayers, HB (1962-64)
1994	John Hadl, QB (1959-61)
2001	John Outland, OT (1895)

ACADEMIC ALL-AMERICANS - COSIDA

1964	Fred Elder
1967	Mike Sweatman
1968	David Morgan
1970	Mike McCoy (2nd Team)

1971	Mike McCoy
1976	Tom Fitch
1982	Bruce Kallmeyer (2nd Team)
1995	Darrin Simmons
2007	Russell Brorsen
2007	John Larson (2nd Team)

NATIONAL FOOTBALL FOUNDATION AND HALL OF FAME GRADUATE FELLOWSHIPS

1964	Ron Oelschlager
------	-----------------

NCAA POST-GRADUATE SCHOLARSHIP

1964	Ron Oelschlager
1968	David Morgan
1971	Mike McCoy
1972	John Schroll
1978	Tom Fitch
1986	Mark Henderson

NATIONAL FOOTBALL FOUNDATION SCHOLAR-ATHLETES

1964	Ron Oelschlager
1971	Mike McCoy
1977	Tom Fitch

NATIONAL ASSOCIATION OF COLLEGIATE DIRECTORS OF ATHLETICS

1993	Greg Ballard
------	--------------

NFL HALL OF FAME

1977	Gale Sayers, Chicago
1985	Mike McCormack, Cleveland
1992	John Riggins, Washington

CANADIAN FOOTBALL HALL OF FAME

2005	Willie Pless, LB
------	------------------

NATIONAL COACH OF THE YEAR

2007	Mark Mangino
------	--------------

HEISMAN VOTING

1961	John Hadl (7th)
1968	Bobby Douglass (7th)
1973	David Jaynes (4th)

BOWL GAME MVPs

1961 BLUEBONNET BOWL

Ken Coleman, FB (Offensive MVP)

1969 ORANGE BOWL

Donnie Shanklin, RB (Offensive MVP)

1973 LIBERTY BOWL

David Jaynes, QB (Offensive MVP)

1992 ALOHA BOWL

Dana Stubblefield, DT (MVP)

1995 ALOHA BOWL

Mark Williams, QB (MVP)

2005 FORT WORTH BOWL

Jason Swanson, QB (MVP)

2008 FEDEX ORANGE BOWL

Aqib Talib, CB (MVP)

2008 INSIGHT BOWL

Dezmon Briscoe, WR (Offensive MVP)

James Holt, LB (Defensive MVP)



DEZMON BRISCOE



JAMES HOLT



POOKA WILLIAMS JR.

ALL-STAR GAME SELECTIONS

ALL-AMERICAN - (TUCSON, ARIZ.)

1961 Elvin Basham, guard

AMERICAN BOWL - (TAMPA, FLA.)

1968 Bobby Douglass, quarterback
1968 John Zook, end
1968 Dave Morgan, defensive back
1970 Steve Lawson, tackle
1971 Kenny Page, linebacker
1973 Don Goode, defensive end
1975 Steve Taylor, cornerback
1976 Chris Golub, free safety

BLUE-GRAY - (MONTGOMERY, ALA.)

1953 Joe Lundy, tackle
1960 Roger Hill, halfback
1960 Doyle Schick, fullback
1962 Marvin Clothier, tackle
1963 Ken Coleman, fullback
1964 Brian Schweda, tackle
1971 Kenny Page, linebacker
1972 Eddie Sheats, linebacker
1972 Roger Bernhardt, guard
1972 Gery Palmer, tackle
1974 Steve Towle, linebacker
1976 Terry Beeson, linebacker
1983 Paul Fairchild, guard
1983 Reggie Smith, tackle
1984 Bennie Simecka, center
1985 Mike Norseth, quarterback (MVP)
1985 Willie Pless, linebacker
1985 Sylvester Byrd, tight end
1986 Paul Oswald, center
1988 Willie Vaughn, wide receiver
1990 Chip Budde, center
1994 Kwamie Lassiter, defensive back
1994 Gerald McBurrows, defensive back
1996 Scott Whittaker, offensive tackle
1998 Justin Glasgow, offensive guard
2000 Carl Nesmith, defensive back
2001 Algie Atkinson, linebacker
2001 Justin Hartwig, offensive line

CASINO DEL SOL BOWL - (TUCSON, ARIZ.)

2013 Dayne Crist, quarterback

CHALLENGE BOWL - (SEATTLE, WASH.)

1978 Franklin King, defensive tackle
(Corpus Christi, Texas)
1962 Rodger McFarland, quarterback
1963 Armand Baughman, fullback

COACHES ALL-AMERICA GAME

1961 Fred Hageman, center
1965 Gale Sayers, halfback
1965 Brian Schweda, tackle
1969 John Zook, end
1969 Bobby Douglass, quarterback
1969 Keith Christensen, tackle
1975 Emmett Edwards, receiver
1976 Dave Scott, offensive tackle
1976 Steve Taylor, cornerback

COLLEGE ALL-STAR - (CHICAGO, ILL.)

1934 Pete Mehringer, tackle
1944 George Dick, end
1951 Mike McCormack, tackle
1954 Bob Hantla, guard
1961 Fred Hageman, center
1962 John Hadl, quarterback
1962 Curtis McClinton, halfback
1965 Gale Sayers, halfback
1969 Bobby Douglass, quarterback
1971 Steve Lawson, tackle
1971 John Riggins, fullback
1971 Larry Brown, end
1974 David Jaynes, quarterback
1975 Emmett Edwards, receiver

COLLEGE GRIDIRON SHOWCASE (ARLINGTON, TEXAS)

2015 Nigel King, wide receiver
2015 Jimmay Mundine, tight end/fullback
2015 Dexter McDonald, cornerback

DIXIE GRIDIRON CLASSIC (ST. GEORGE, UTAH)

2010 Chris Harris, defensive back

EAST-WEST SHRINE - (TAMPA, FLA.)

1930 Jim Bausch, fullback
1932 George Atkeson, guard
1935 Dick Sklar, guard
1937 Clarence Douglass, fullback
1946 Don Fambrough, guard
1950 Mike McCormack, tackle
1951 Oliver Spencer, tackle
1951 George Mrkonjic, guard
1953 Bob Hantla, guard
1953 Morris Kay, end
1956 Galen Wahlmeier, center
1959 John Peppercorn, end
1960 Fred Hageman, center
1961 John Hadl, quarterback
1961 Curtis McClinton, halfback
1964 Gale Sayers, halfback
1966 George Harvey, linebacker
1967 Mike Sweatman, linebacker
1973 David Jaynes, quarterback
1973 Don Goode, defensive end
1976 Terry Beeson, linebacker
1977 Tom Dinkel, defensive end
1978 Mike Wellman, center
1979 Mike Hubach, kicker
1979 Jim Zidd, defensive end
1980 David Verser, wide receiver
1981 Kyle McNorton, linebacker
1985 Willie Pless, linebacker
1985 Sylvester Byrd, tight end
1988 Willie Vaughn, wide receiver
1991 Tony Sands, running back
1992 Matt Gay, wide receiver
1993 Dan Eichloff, kicker*
1994 John Jones, offensive guard
1995 Rod Jones, tackle
1995 L.T. Levine, running back
1996 Ronnie Ward, linebacker
1997 Ron Warner, linebacker*
1998 Dan Dercher, offensive tackle*
2000 Carl Nesmith, defensive back
(Houston)

2006 Jon Cornish, running back
2008 Marcus Henry, wide receiver
2008 Brandon McAnderson, run. back
2008 James McClinton, defensive tackle
(Orlando, Fla.)

2010 Todd Reesing, quarterback
2010 Kerry Meier, wide receiver
2010 Darrell Stuckey, safety
2012 Steven Johnson, linebacker
2013 Tanner Hawkinson, offensive line
2013 Bradley McDougald, safety
2015 Ben Heeney, linebacker
2017 Fish Smithson, safety
2019 Joe Dineen Jr., linebacker
2019 Daniel Wise, defensive line
(* - Games played in Palo Alto, Calif.)

HULA BOWL - (HONOLULU, HAWAII)

1959 John Peppercorn, end
1961 John Hadl, quarterback
1961 Curtis McClinton, halfback
1964 Gale Sayers, halfback
1966 George Harvey, linebacker
1967 Mike Sweatman, linebacker
1971 Mike McCoy, center
1973 David Jaynes, quarterback
1979 Mike Hubach, kicker
1980 Joe Tumpich, safety
1981 Bryan Horn, defensive end
1982 Wayne Capers, receiver
1982 Don Fambrough, coach
1983 Bruce Kallmeyer, kicker
1985 Mike Norseth, quarterback
1985 Richard Estell, wide receiver
1991 Tony Sands, tailback
1991 Christopher Perez, off. tackle
1992 Dana Stubblefield, def. tackle
1993 Chris Maumalanga, def. tackle

1994 John Jones, offensive guard
1995 Mark Williams, quarterback
1996 Isaac Byrd, wide receiver
2004 David McMillan, defensive end
2004 Brandon Rideau, wide receiver
2004 Joe Vaughn, offensive line

JAPAN BOWL - (TOKYO, JAPAN)

1979 Mike Hubach, kicker
1981 Kyle McNorton, linebacker
1983 Paul Fairchild, guard

LAS VEGAS BOWL - (LAS VEGAS, NEV.)

2005 Nick Reid, linebacker

MEDAL OF HONOR BOWL (CHARLESTON, S.C.)

2015 Cassius Sendish, safety

NFLPA - (CARSON, CALIF.)

2011 Brad Thorson, tackle
2013 Dayne Crist, quarterback
2013 Trevor Marrongelli, offensive line
2013 Toben Oporum, defensive line
2013 Josh Williams, defensive line
2013 Duane Zlatnik, offensive line
2014 James Sims, running back
2015 Nick Harwell, wide receiver
2019 Steven Sims Jr., wide receiver
2019 Dwayne Wallace, offensive line

NORTH-SOUTH - (MIAMI, FLA.)

1948 Hugh Johnson, tackle
1949 Forrest Griffith, halfback
1950 Wade Stinson, halfback
1952 Bob Brandeberry, halfback
1970 Larry Brown, end
1970 John Riggins, fullback

CARTER STANLEY



PARADISE BOWL - (ST. GEORGE, UTAH)

2002 Leo Etienne, linebacker
2002 Greg Cole, linebacker

PRO BOUND SPORTS BOWL (LITTLE ROCK, ARK.)

2010 Angus Quigley, running back
2010 Johnathan Wilson, wide receiver

ROTARY GRIDIRON CLASSIC (ORLANDO, FLA.)

2002 Justin Sands, offensive tackle

REESE'S SENIOR BOWL - (MOBILE, ALA.)

1953 Oliver Spencer, tackle
1954 Bob Hantla, guard
1961 Fred Hageman, center
1963 Marvin Clothier, tackle
1964 Ken Coleman, fullback
1969 John Zook, end
1969 Bobby Douglass, quarterback
1968 Keith Christensen, tackle
1971 John Riggins, fullback
1973 Eddie Sheats, linebacker
1973 Roger Bernhardt, guard
1973 Gery Palmer, tackle
1973 Don Goode, defensive end
1973 Mitch Sutton, defensive tackle
1974 David Jaynes, quarterback
1974 Emmett Edwards, receiver
1976 Eddie Lewis, cornerback
1977 Terry Beeson, linebacker
1977 Mike Butler, defensive tackle
1977 Laverne Smith, halfback
1979 Mike Wellman, offensive line
1980 LeRoy Irvin, safety
1980 David Verser, wide receiver
1983 Wayne Capers, wide receiver
1984 Bruce Kallmeyer, kicker
1984 Frank Seurer, quarterback
1986 Mike Norseth, quarterback
1986 Willie Pless, linebacker
1989 Willie Vaughn, wide receiver
1993 Gilbert Brown, defensive tackle
1993 Keith Loneker, offensive tackle
1994 Dan Eichloff, kicker
1996 Dorian Brew, defensive back
1996 June Henley, running back
2001 Moran Norris, fullback
2002 Nate Dwyer, defensive tackle
2015 JaCorey Shepherd, cornerback
2020 Hakeem Adeniji, offensive line
2020 Azur Kamara, outside linebacker

SPIRAL TROPICAL BOWL - (DAYTONA BEACH, FLA.)

2016 Damani Mosby, defensive end
2016 Marnez Ogletree, cornerback
2016 Tevin Shaw, safety
2018 Jayson Rhodes, offensive line
2019 Brian Lipscomb, linebacker
2019 Mavin Saunders, tight end
2019 Ryan Schadler, wide receiver-kick returner
2019 Dwayne Wallace, offensive line
2020 Codey Cole III, defensive lineman*
2020 Darrius Moragne, defensive lineman*
2020 Carter Stanley, quarterback*
2020 Bryce Torneden, safety*
(* - Game played in DeLand, Fla.)

STATE FARM ALL-STAR FOOTBALL CHALLENGE - (ARLINGTON, TEXAS)

2020 Carter Stanley, quarterback

TEXAS CENTENNIAL ALL-STAR (DALLAS, TEXAS)

1936 Dick Sklar, guard
1936 John Peterson, back

TEXAS VS. THE NATION - (EL PASO, TEXAS)

2008 James Holt, linebacker
2013 Greg Brown, cornerback

U.S. BOWL - (WASHINGTON, D.C.)

1961 Elvin Basham, guard

ALL-CONFERENCE HONORS

MISSOURI VALLEY - (1907-28)

(first-team honorees listed)

1907	Howard "Tub" Reed	G
1908	Swede Carlson	C
	Carl Pleasant	E
	Howard "Tub" Reed	G
1909	Ellis Davidson	G
	Swede Carlson	C
	Carl Pleasant	E
1910	Earl Ammons	E
	Ellis Davidson	G
1911	Earl Ammons	FB
1912	Harold Brownlee	E
	H. E. Burnham	G
	Bill Weidlein	T
1913	Will Burton	T
	Butch Stuewe	FB
	Bill Weidlein	G
1914	Andy Groft	G
	Tony James	G/T
	Ad Lindsey	HB
1916	Will Burton	G
	Ad Lindsey	HB
1917	Stem Foster	QB
	Dutch Lonborg	E
	George Nettels	T
1919	Scrubby Laslett	E
	Dutch Lonborg	E
	Frank Mandeville	FB
1920	Dutch Lonborg	QB
1921	Pete Jones	G
1923	Charles Black	E
	Bob Mosby	T
1924	Babe Smith	T

BIG SIX - (1929-47)

(first-team honorees listed)

1929	Jim Bausch	FB
	John Schopflin	T
1930	Jim Bausch	HB
	Ormand Beach	FB
	Forrest Cox	HB
	Earl Foy	T
	Charles Smoot	C
1931	Otto Rost	T
1932	George Atkeson	G
	Pete Mehringer	T
	Elmer Schaake	HB
1933	Ernest Casini	E
	Pete Mehringer	T
1934	Milo Clawson	T
	George Haggood	HB
	Dick Sklar	G
1935	Rutherford Hayes	E
	John Peterson	FB
	Ed Phelps	C
	Dick Sklar	G
1937	Clarence Douglass	FB
	Lewis Ward	T
1938	Ferrell Anderson	G
1940	Don Pierce	C
1941	Hub Ulrich	E
1942	Ray Evans	HB
1943	Frank Gruden	G
1944	Charlie Moffatt	HB
1945	Dave Schmidt	E
1946	Ray Evans	HB
	Don Fambrough	G
	Lynne McNutt	QB
	Dave Schmidt	E
	Otto Schnellbacher	E
1947	Ray Evans	HB
	Don Ettinger	T
	Don Fambrough	G
	Forrest Griffith	FB
	Otto Schnellbacher	E

BIG SEVEN - (1948-57)

(first-team honorees listed)

1948	Dick Gilman	QB
	Forrest Griffith	FB

	Bryan Sperry	E
	Dick Tomlinson	G
1949	Bill Schaake	E
	Dick Tomlinson	G
1950	Mike McCormack	T
	George Mrkoncic	G
	Wade Stinson	HB
1951	Bob Brandeberry	HB
	Bob Hantla	G
	Charlie Hoag	HB
	George Kennard	G
	John Konek	HB
	George Mrkoncic	T
	Bill Schaake	E
	Oliver Spencer	T
	Orban Tice	E
1952	Galen Fiss	FB
	Bob Hantla	G
	Charlie Hoag	HB
	Paul Leoni	E
	Gil Reich	DB
	Oliver Spencer	T
1956	Frank Gibson	T
	Jim Letcavits	E
1957	Jim Letcavits	E

BIG EIGHT - (1958-95)

(first-team honorees listed)

1958	Homer Floyd	HB
	John Peppercorn	T
1959	John Hadl	HB
	Fred Hageman	C
	Curtis McClinton	HB
	John Peppercorn	E
1960	Elvin Basham	G
	John Hadl	QB
	Fred Hageman	C
	Curtis McClinton	HB
1961	Elvin Basham	G
	John Hadl	QB
	Curtis McClinton	HB
1962	Gale Sayers	HB
1963	Pete Quatrochi	C
	Gale Sayers	HB
	Mike Shinn	E
1964	Gary Duff	HB
	Gale Sayers	HB
	Brian Schweda	T
1965	Dick Pratt	G
1966	Mike Sweatman	LB
1967	Bobby Douglass	QB
	John Greene	G
	Mike Sweatman	LB
	John Zook	DE
1968	Keith Christensen	T
	Bobby Douglass	QB
	Emery Hicks	LB
	John Mosier	TE
	John Riggins	FB
	John Zook	DE
1969	Dale Evans	C
	Emery Hicks	LB
1970	Steve Lawson	G
	John Riggins	FB
1971	Kenny Page	LB
	John Schroll	TE
1972	Eddie Sheats	LB
1973	Emmett Edwards	WR
	David Jaynes	QB
	Kurt Knoff	CB
	Dean Zook	DE
1974	Emmett Edwards	WR
	Kurt Knoff	SS
	Mike Lemon	SS
	Laverne Smith	HB
	Steve Towle	LB
1975	Mike Butler	DT
	Nolan Cromwell	QB
	Kurt Knoff	SS
1976	Terry Beeson	LB
	Chris Golub	FS
1977	Tom Fitch	SS
1978	Mike Hubach	K
1979	Mike Hubach	K

	David Verser	WR
1980	Kerwin Bell	TB
	Stan Gardner	NG
	Bucky Scribner	P
	Joe Tumpich	S
	David Verser	WR
1981	Wayne Capers	WR
	David Lawrence	OG
	Kyle McNorton	LB
	Bucky Scribner	P
1982	Bucky Scribner	P
1983	Bruce Kallmeyer	K
	Willie Pless	LB
1984	Willie Pless	LB
1985	Richard Estell	WR
	Willie Pless	LB
1986	Willie Vaughn	WR
1988	Willie Vaughn	WR
1989	Quintin Smith	WR
1990	Dan Eichloff	P
1991	Dan Eichloff	P/K
	Christopher Perez	OT
	Tony Sands	TB
	Dana Stubblefield	DT
	Doug Terry	S
1992	Dwayne Chandler	TE
	Dan Eichloff	K
	Chip Hilleary	QB
	John Jones	OG
	Kwamie Lassiter	S
	Keith Loneker	OT
	Dana Stubblefield	DT
1993	Hessley Hempstead	OG
	June Henley	RB
	John Jones	OG
	Chris Maumalanga	DT
1994	Hessley Hempstead	OG
1995	Chris Banks	OG
	Dorian Brew	DB

BIG 12 - (1996-PRESENT)

(all honorees listed)

1996	Isaac Byrd	WR (2nd)
	June Henley	RB (2nd)
	Ronnie Ward	LB (2nd)
	Tony Blevins	DB (3rd)
	Ron Warner	DL (3rd)
	Jason Harris	DB (HM)
	Scott Whittaker	OL (HM)
1997	Ron Warner	LB (1st)
	Tony Blevins	DB (2nd)
	Dean Royal	P (2nd)
	Brett McGraw	DL (3rd)
	Patrick Brown	LB (HM)
	Maurice Gaddie	DB (HM)
	Joe Garcia	PK (HM)
	Justin Glasgow	OL (HM)
	Jason Harris	DB (HM)
	Mike Lies	OL (HM)
	Eric Vann	RB (HM)
1998	Michael Allen	DB (3rd)
	Dan Dercher	OL (3rd)
	Steve Bratten	LB (HM)
	Pat Brown	DE/OLB (HM)
	Termaine Fulton	WR (HM)
	Justin Glasgow	OL (HM)
	Mike Lies	OL (HM)
	David Winbush	RB (HM)
1999	Carl Nesmith	DB (1st)
	Dameon Hunt	OL (3rd)
	Moran Norris	RB (3rd)
	Joey Pelfanio	P (3rd)
	Tim Bowers	LB (HM)
	Mike Chandler	WR (HM)
	Andrew Davison	DB (HM)
	Chris Enneking	OL (HM)
	Harrison Hill	WR (HM)
	Dion Johnson	DL (HM)
	Andrew LeClair	LB (HM)
	Dion Rayford	DL (HM)
	Dylen Smith	QB (HM)
2000	Nate Dwyer	DL (2nd)
	Carl Nesmith	DB (2nd)
	David Winbush	RB (2nd)
	Moran Norris	RB (3rd)

	Marc Owen	OL (3rd)
	Andrew Davison	DB (HM)
	Harrison Hill	WR (HM)
	Chaz Murphy	DL (HM)
	Marcus Rogers	LB (HM)
	Dylen Smith	WB (HM)
2001	Nate Dwyer	DT (1st)
	Justin Hartwig	OL (2nd)
	Marcus Rogers	LB (3rd)
	Algie Atkinson	LB (HM)
	Andrew Davison	DB (HM)
	Roger Ross	WR (HM)
2002	Byron Gasaway	WR (HM)
	Justin Sands	OL (HM)
2003	Curtis Ansel	P (3rd)
	Charles Gordon	KR (3rd)
	Adrian Jones	OL (3rd)
	Gabriel Toomey	LB (3rd)
	Joe Vaughn	OL (3rd)
	Bill Whittemore	QB (3rd)
	Clark Green	RB (HM)
	John Randle	DB (HM)
	Nick Reid	LB (HM)
	Mark Simmons	WR (HM)
	Tony Stubbs	DB (HM)
2004	Charles Gordon	CB (1st)
	David McMillan	DE (1st)
	Nick Reid	LB (2nd)
	Joe Vaughn	OL (2nd)
	Jermial Ashley	DL (HM)
	Charles Gordon	WR (HM)
	Rodney Harris	DB (HM)
	Brandon Rideau	WR (HM)
	Tony Stubbs	DB (HM)
	Gabriel Toomey	LB (HM)
2005	Charles Gordon	KR/PR (1st)
	Charlton Keith	DL (1st)
	Nick Reid	LB (1st)
	Jermial Ashley	DL (2nd)
	Charles Gordon	DB (2nd)
	Rodney Allen	DL (HM)
	Banks Floodman	LB (HM)
	Rodney Fowler	DB (HM)
	Charles Gordon	WR (HM)
	Clark Green	RB (HM)
	Kevin Kane	LB (HM)
	David Ochoa	OL (HM)
	Brandon Perkins	LB (HM)
	Mark Simmons	WR (HM)
	Aqib Talib	DB (HM)
	Kyle Tucker	P (HM)
	Bob Whitaker	OL (HM)
2006	Jon Cornish	RB (1st)
	Aqib Talib	DB (1st)
	Brandon McAnderson	FB (2nd)
	David Ochoa	OL (2nd)
	Jerome Kemp	DB (HM)
	James McClinton	DL (HM)
	Mike Rivera	LB (HM)
	Bob Whitaker	OL (HM)
2007	Anthony Collins	OL (1st)
	James McClinton	DL (1st)
	Joe Mortensen	LB (1st)
	Aqib Talib	DB (1st)
	Marcus Henry	WR (2nd)
	Marcus Herford	KR/PR (2nd)
	Brandon McAnderson	RB (2nd)
	Todd Reesing	QB (2nd)
	Ryan Cantrell	OL (HM)
	James Holt	LB (HM)
	Mike Rivera	LB (HM)
	Cesar Rodriguez	OL (HM)
	Darrell Stuckey	DB (HM)
	Scott Webb	PK (HM)
2008	Darrell Stuckey	S (1st)
	Dezmon Briscoe	WR (2nd)
	James Holt	LB (2nd)
	Caleb Blakesley	DT (HM)
	Ryan Cantrell	OL (HM)
	Jake Laptad	DE (HM)
	Adrian Mayes	OL (HM)
	Kerry Meier	WR (HM)
	Mike Rivera	LB (HM)
	Jake Sharp	RB (HM)

2009	Dezmon Briscoe	WR (1st)
	Kerry Meier	WR (2nd)
	Tanner Hawkinson	OT (HM)
	Jake Laptad	DE (HM)
	Todd Reesing	QB (HM)
	Alonso Rojas	P (HM)
	Darrell Stuckey	S (HM)
2010	D.J. Beshears	KR (HM)
	Jake Laptad	DE (HM)
	Alonso Rojas	P (HM)
2011	Jeremiah Hatch	OL (2nd)
	Tim Biere	TE (HM)
	Ron Doherty	P (HM)
	Steven Johnson	LB (HM)
	Bradley McDougald	DB (HM)
	Toben Opurum	DE (HM)
	Duane Zlatnik	OL (HM)
2012	Tanner Hawkinson	OL (2nd)
	Ben Heeney	LB (2nd)
	Bradley McDougald	S (2nd)
	James Sims	HB (2nd)
	Jimmay Mundine	TE (HM)
	Tony Pierson	HB (HM)
	Duane Zlatnik	OL (HM)
2013	Ben Heeney	LB (2nd)
	James Sims	RB (2nd)
	Ngalu Fusimalohi	OL (HM)
	Isaiah Johnson	S (HM)
	Dexter McDonald	CB (HM)
	Jimmay Mundine	TE (HM)
	Trevor Pardula	P (HM)
	JaCorey Shepherd	CB/KR (HM)
2014	Ben Heeney	LB (1st)
	Trevor Pardula	P/K (1st)
	JaCorey Shepherd	CB (1st)
	Jimmay Mundine	TE (2nd)
	Michael Reynolds	DE (HM)
	Cassius Sendish	S (HM)
2015	Fish Smithson	S (2nd)
	Ben Goodman Jr.	DE (HM)
	Ben Johnson	TE (HM)
	Michael Zunica	FB (HM)
2016	Dorance Armstrong Jr.	DE (1st)
	Fish Smithson	S (1st)
	Hakeem Adeniji	OL (HM)
	D'Andre Banks	OL (HM)
	LaQuionte Gonzalez	WR (HM)
	Mike Lee	S (HM)
	Cole Moos	P (HM)
	Steven Sims Jr.	WR (HM)
	Daniel Wise	DT (HM)
	Matthew Wyman	K (HM)
	Michael Zunica	FB (HM)
2017	Daniel Wise	DT (1st)
	Dorance Armstrong Jr.	DE (2nd)
	Joe Dineen Jr.	LB (2nd)
	Ben Johnson	TE (2nd)
	Hakeem Adeniji	OL (HM)
	Gabriel Rui	K (HM)
	Steven Sims Jr.	WR (HM)
	Bryce Torneden	S (HM)
2018	Joe Dineen Jr.	LB (1st)
	Daniel Wise	DT (1st)
	Pooka Williams Jr.	RB/AP (1st)
	Hakeem Adeniji	OL (2nd)
	Kyle Thompson	P (2nd)
	Hasan Defense	DB (HM)
	Corione Harris	CB (HM)
	Mike Lee	DB (HM)
	Stephon Robinson Jr.	WR (HM)
	Gabriel Rui	PK (HM)
	Bryce Torneden	S (HM)
2019	Pooka Williams Jr.	RB (1st)
	Hakeem Adeniji	OL (1st)
	Jelani Brown	DL (HM)
	Hasan Defense	DB (HM)
	Azur Kamara	DL (HM)
	Mike Lee	DB (HM)
	Ben Miles	FB (HM)
	Andrew Parchment	WR (HM & Offensive Newcomer of the Year)
	Gavin Potter	LB (HM & Defensive Newcomer of the Year)
	Kyle Thompson	S (HM)
2020	Kyron Johnson	LB (HM)
	Kenny Logan Jr.	KR/PR (HM)
	Kwamie Lassiter II	WR (HM)
	Karon Prunty	CB (HM)

*Unanimous selection

TACKLER OF THE YEAR

Willie Pless, the all-time leading tackler at Kansas and in the Big Eight, was honored in 1985 with the establishment of an annual award in his name. The Willie Pless Tackler of the Year Award is presented to the KU leader in tackles each season. The award was established as a gift from Gene, Bernie and Todd Morgan of Kansas City.

1985	Willie Pless (191 tackles)	2004	Nick Reid (109)
1986	Rick Bredesen (106)	2005	Nick Reid (112)
1987	Curtis Moore (103)	2006	Mike Rivera (90)
1988	Curtis Moore (170)	2007	Joe Mortensen (106)
1989	Roger Robben (146)	2008	James Holt (105)
1990	Hassan Bailey (89)	2009	Darrell Stuckey (93)
1991	Doug Terry (93)	2010	Steven Johnson (95)
1992	Hassan Bailey (79)	2011	Steven Johnson (120)
1993	Clint Bowen (114)	2012	Ben Heeney (112)
1994	Ronnie Ward (98)	2013	Ben Heeney (88)
1995	Jason Thoren (119)	2014	Ben Heeney (127)
1996	Ronnie Ward (121)	2015	Fish Smithson (111)
1997	Tony Blevins (97)	2016	Fish Smithson (93)
1998	Michael Allen (120)	2017	Joe Dineen Jr. (137)
1999	Andrew LeClair (102)	2018	Joe Dineen Jr. (147)
2000	Carl Nesmith (103)	2019	Mike Lee (72)
2001	Marcus Rogers (97 tackles)	2020	Kenny Logan Jr. (58)
2002	Greg Cole (106)		
2003	Nick Reid (133)		

CONFERENCE HONORS

COACH OF THE YEAR

1967	Pepper Rodgers
1975	Bud Moore
1981	Don Fambrough
1984	Mike Gottfried
1991	Glen Mason
1995	Glen Mason
2007	Mark Mangino

OFFENSIVE PLAYER OF THE YEAR

1967	Bobby Douglass
1975	Nolan Cromwell
1991	Tony Sands

DEFENSIVE PLAYER OF THE YEAR

2005	Nick Reid
------	-----------

OFFENSIVE NEWCOMER OF THE YEAR

1967	John Mosier
1980	Kerwin Bell
2002	Bill Whittmore
2003	Joe Vaughn

THREE-TIME FIRST TEAM ALL-CONFERENCE

Dutch Lonborg	1917-19-20
Ray Evans	1942, 46-47
John Hadl	1959-61
Curtis McClinton	1959-61
Gale Sayers	1962-64
Kurt Knoff	1973-75
Bucky Scribner	1980-82
Willie Pless	1983-85
Dan Eichloff	1990-92

DEFENSIVE NEWCOMER OF THE YEAR

1987	Curtis Moore
1988	Deral Boykin
1991	Steve Harvey
1999	Carl Nesmith
2007	Chris Harris (AP)
2013	Isaiah Johnson (C)

OFFENSIVE FRESHMAN OF THE YEAR

1993	June Henley
2018	Pooka Williams Jr.

DEFENSIVE FRESHMAN OF THE YEAR

1993	Tony Blevins
------	--------------

PRESEASON DEFENSIVE PLAYER OF THE YEAR

2017	Dorance Armstrong Jr.
------	-----------------------

CONFERENCE PLAYER OF THE WEEK (Big 12 Only - 1996-present)

1996	Ronnie Ward	LB
	Nov. 3 at Iowa State	
1997	Patrick Brown	LB
	Sept. 1 vs. UAB	
	Eric Vann	RB
	Sept. 15 vs. Missouri	
	Jason Harris	Special Teams
	Nov. 3 vs. Iowa State	
1998	Harrison Hill	Special Teams
	Sept. 28 at UAB	
	David Winbush	HB
	Oct. 26 vs. Colorado	
	Steve Bratten	LB
	Oct. 26 vs. Colorado	
1999	Carl Nesmith	Special Teams
	Nov. 22 vs. Iowa State	
2000	Algie Atkinson	LB
	Sept. 16 vs. UAB	
	Marcus Rogers	LB
	Oct. 21 vs. Colorado	
2001	Reggie Duncan	RB
	Oct. 6 at Texas Tech	
	Johnny Beck	Special Teams
	Oct. 6 at Texas Tech	
2002	Gregg Heaggans	Sp. Teams
	Sept. 14 vs. Missouri State	
2003	Rodney Fowler	S
	Nov. 24 vs. Iowa State	
2004	Brandon Rideau	Sp. Teams

	Sept. 6 vs. Tulsa	
	David McMillan	DE
	Nov. 22 at Missouri	
2005	Brandon Perkins	LB
	Sept. 19 vs. Louisiana Tech	
	Charlton Keith	DE
	Nov. 7 vs. Nebraska	
	Scott Webb	PK/Sp. Teams
	Nov. 28 vs. Iowa State	
2006	Jon Cornish	RB
	Nov. 20 vs. Kansas State	
2007	Marcus Herford	KR/Sp. Teams
	Sept. 20 vs. Southeastern La.	
	Scott Webb	PK/Sp. Teams
	Oct. 22 vs. Colorado	
	Todd Reesing	QB (Co)
	Nov. 19 vs. Iowa State	
2008	Todd Reesing	QB
	Dec. 1 vs. Missouri	
	Darrell Stuckey	S
	Dec. 1 vs. Missouri	
2009	Maxwell Onyegbule	DE
	Sept. 12 vs. UTEP	
2010	Justin Springer	LB
	Sept. 11 vs. Georgia Tech	
	D.J. Beshears	KR/Sp. Teams
	Sept. 25 vs. New Mexico State	
2011	D.J. Beshears	KR/Sp. Teams
	Sept. 10 vs. Northern Illinois	
2013	Trevor Pardula	P/Sp. Teams
	Sept. 23 vs. Louisiana Tech	
	James Sims	RB
	Nov. 18 vs. West Virginia	
2014	Dexter McDonald	CB
	Sept. 6 vs. SEMO	
2016	Cole Moos	P
	Oct. 17 at Baylor	
	Dorance Armstrong Jr.	DE
	Nov. 19 vs. Texas	
	Matthew Wyman	K
	Nov. 19 vs. Texas	
2017	Joe Dineen Jr.	LB
	Sept. 2 vs. SEMO	
	Steven Sims Jr.	WR
	Oct. 28 vs. Kansas State	
2018	Joe Dineen Jr.	LB
	Sept. 8 at Central Michigan	
	Pooka Williams Jr.	RB/Newcomer
	Sept. 8 at Central Michigan	
	Pooka Williams Jr.	RB/Newcomer
	Sept. 29 vs. Oklahoma State	
	Gabriel Rui	K/Special Teams
	Oct. 27 vs. TCU	
	Pooka Williams Jr.	RB/Newcomer
	Oct. 27 vs. TCU	
	Joe Dineen Jr.	LB
	Nov. 10 at K-State	
	Pooka Williams Jr.	RB/Newcomer
	Nov. 17 at Oklahoma	
2019	Andrew Parchment	WR/Newcomer
	Sept. 23 at West Virginia	
	Carter Stanley	QB
	Oct. 28 vs. Texas Tech	
	Liam Jones	K/Special Teams
	Oct. 28 vs. Texas Tech	
2020	Pooka Williams Jr.	Special Teams
	Oct. 19 at West Virginia	

ACADEMIC ALL CONFERENCE

FIRST TEAM

1954	Terry McIntosh	B
1955	George Remsberg	G
1956	Ron Claiborne	G
1957	Dale Remsberg	E
1958	Bill Blasi	T
1960	Sam Simpson	E
1962	Ron Oelschlager	B
1963	Ron Oelschlager	B
1964	Fred Elder	T
	Ron Oelschlager	B
1965	Bruce Peterson	T
	Mike Shinn	T
	Bill Wohlford	G
1966	Bruce Peterson	T
	Mike Sweatman	LB
	Bill Wohlford	G
1967	Willie McDaniel	G
	Dave Morgan	DB
	Mike Sweatman	LB
1968	Dale Evans	C
	Dave Morgan	DB
	John Mosier	E
	Ken Wertzberger	G
1969	Dave Atkins	G
	Steve Carmichael	E
	Dale Evans	C
1970	Mike McCoy	C
1971	Phil Basler	DT
	Mike McCoy	C
	John Schroll	TE
1972	John Bryant	T
	Ken Saathoff	WR
	John Schroll	TE
	Steve Towle	LB
1973	Kurt Knoff	SS
	Ken Saathoff	TE
1974	Kurt Knoff	SS
	Ken Saathoff	WR
1976	Nolan Cromwell	QB
	Tom Fitch	SS
1977	Tom Fitch	SS
1978	Frank Wattlelet	SS
1979	Brian Bethke	QB
	Frank Wattlelet	SS
1980	Jeff Fox	DT
1981	Dan Wagoner	CB
1982	Tim Friess	E
	Bruce Kallmeyer	K
1983	Steve Cole	S
	Mark Henderson	FB
1984	Mark Henderson	FB
	Quentin Schonewise	T
	Dodge Schwartzburg	K
1985	Kevin Harder	S
	Mike Norseth	QB
	Willie Pless	LB
	Wayne Ziegler	S
1986	Kevin Harder	S
	Mark Henderson	FB
	Wayne Ziegler	S
1987	Mike Orth	QB
1988	Dave Grattan	OG
	Curtis Moore	LB
	Rob Newson	S
1989	John Baker	TE
	Mark Konz	DT
1990	Maurice Douglas	FB
	Curtis Moore	LB
	Christopher Perez	OT
	Smith Holland	OG
1991	Gilbert Brown	DT
	Kenny Drayton	WR
	Dan Eichloff	P/K
	Paul Friday	DB
1992	Don Davis	LB
	Dan Eichloff	P/K
	Chad Fette	TE
	Chip Hilleary	QB
	Trace Liggett	OG
	Dave Marcum	C
	Pete Vang	TE
1993	Greg Ballard	WR
	Derek Brown	OT
	Jason Brown	DE
	Joe Hornback	C
	Jim Moore	TE
	Larry Thiel	LB
	Pete Vang	TE
1994	Don Davis	LB
	Jim Moore	TE

	Chris Powell	FB
	Darrin Simmons	P
1995	Jim Moore	TE
	Darrin Simmons	P
1996	Jim Moore	TE
1997	Tim Bowers	LB
	Steve Bratten	LB
	Greg Erb	DE
	Tanner Hancock	WR
	Hamilton Hill	QB
	Shane Rooney	TE
1998	Tim Bowers	LB
	Greg Erb	DB
	Charlie Hoag	WR
	Jason Stevenson	OL
	Brandon Wier	DB
1999	Tim Bowers	LB
	Greg Erb	DB
	Charlie Hoag	WR
	Justin Sands	OL
	Brandon Wier	DB
2000	Tim Bowers	LB
	Jake Letourneau	DB
	Brandon Wier	DB
2001	Jason Farley	TE
	Barry Goodrich	WR
	Jake Letourneau	DB
	Brandon Wier	DB
2002	Zach Dyer	S
	Barry Goodrich	WR
	Justin Henry	OL
	Jake Letourneau	S
	Derick Mills	WR
	Darren Rus	LB
	Travis Watkins	DT
2003	Johnny Beck	PK
	Kevin Kane	LB
	Jonathan Lamb	SS
	Derick Mills	WR
2004	Kevin Kane	LB
	Jonathan Lamb	WR
	John Nielsen	QB
	Matt Thompson	OL
	Brandon Watkins	TE
	Travis Watkins	DT
2005	Kevin Kane	LB
	Jonathan Lamb	WR
	Matt Thompson	OL
2006	Dane Brodie	PK
	Russell Brorsen	DE
	Jeff Foster	WR
	Zack Hood	LS
	Jonathan Lamb	WR
	John Larson	DE
	Scott Webb	PK
2007	Russell Brorsen	DE
	Micah Brown	WR
	Jeff Foster	WR
	John Larson	DE
	Sadiq Muhammed	DB
	Todd Reesing	QB
	Mike Rivera	LB
	Brian Seymour	DB
	Jake Sharp	RB
	Scott Webb	PK
	Jeff Wheeler	DE
2008	Jacob Branstetter	PK
	Russell Brorsen	DE
	Drew Dudley	LB
	John Larson	DE
	Todd Reesing	QB
	Mike Rivera	LB
	Justin Springer	LB
2009	Tim Biere	TE
	Jacob Branstetter	PK
	Drew Dudley	LB
	Trevor Marrongelli	OL
	Olaitan Oguntodu	S
	Todd Reesing	QB
	Justin Springer	LB
	Brad Thorson	OL
2010	Tim Biere	TE
	Brian Blackwell	S
	Jacob Branstetter	PK
	Drew Dudley	LB
	Steven Foster	FB
	Trevor Marrongelli	OL
	Olaitan Oguntodu	S
	Tyler Patmon	CB
	Reece Petty	WR
	Justin Puthoff	FB

	Alex Smith	OL
	Riley Spencer	OL
	Justin Springer	LB
	Brad Thorson	OL
2011	Tim Biere	TE
	Brian Blackwell	LB
	Gavin Howard	OL
	Chase Knighton	WR
	Trevor Marrongelli	OL
	Quinn Mecham	QB
	Shane Smith	DT
	Keeston Terry	S
2012	Dylan Admire	OL
	Ryan Burton	HB
	Brandon Hawks	S
	Gavin Howard	OL
	Trevor Marrongelli	OL
	Tyler Patmon	CB
	Justin Puthoff	LS
	James Sims	HB
2013	Shane Smith	DL
	Brandon Bourbon	RB
	Gavin Howard	OL
	Blake Jablonski	H/QB
	Reilly Jeffers	LS
	Jonathan Jones	WR
	Pat Lewandowski	OL
	Dexter Linton	S
	Alex Matlock	S
	T.J. Semke	DL
	Riley Spencer	OL
	Trent Smiley	TE
	Shane Smith	DL
	Kevin Young	DL
	Zackary Young	LS
2014	Scott Baron	TE
	Pat Lewandowski	OL
	T.J. Millward	QB
	Trevor Pardula	P/K
	Preston Randall	RB
	Trent Smiley	TE
	Colin Spencer	CB
2015	Seth Conway	WR
	Taylor Cox	RB
	Joe Gibson	OL
	Michael Glatczak	S
	Matt Hentges	WR
	T.J. Millward	QB
	Bryan Peters	OL
	Preston Randall	RB
	Cameron Rosser	LB
	Colin Spencer	CB
2016	Shakiem Barbel	WR
	Montell Cozart	QB
	Joe Gibson	OL
	Larry Hughes	OL
	Keith Loneker Jr.	LB
	Austin Moses	WR
	Tyler Patrick	WR
	Cameron Rosser	LB
	Colin Spencer	CB
	Ryan Willis	QB
2017	Jeremiah Booker	WR
	Chris Hughes	OL
	Larry Hughes	OL
	Keith Loneker Jr.	LB
	Cole Moos	P
	Keaton Perry	WR
	Bryce Torneden	S
2018	Jeremiah Booker	WR
	Joe Dineen Jr.	LB
	Keith Loneker Jr.	LB
	Clyde McCauley	OL
	Kameron McQueen	WR
	Reese Randall	RB
	Bryce Torneden	S
	John Wirtel	LS
2019	Sam Burt	DL
	Mac Copeland	TE
	Donovan Franklin	RB
	Cody McNeerney	LB
	Cooper Root	LB
2020	Cole Brungardt	K
	Sam Burt	DL
	Nick Channel	LB
	Mac Copeland	TE
	Mason Fairchild	TE
	Marcus Harris	DL
	Jamahl Horne	WR
	Chris Hughes	OL

Miles Kendrick	QB
Logan Klusman	LS
Thomas MacVittie	QB
Cody McNeerney	S
Kameron McQueen	WR
Ezra Naylor	WR
Cooper Root	LB
Sam Schroeder	FB

THREE-TIME ACADEMIC FIRST TEAM ALL-CONFERENCE

Ron Oelschalager	1962-64
Ken Saathoff	1972-74
Jim Moore	1994-96
Greg Erb	1997-99
Jake Letourneau	2000-02
Kevin Kane	2003-05
Russell Brorsen	2006-08
John Larson	2006-08
Jacob Branstetter	2008-10
Drew Dudley	2008-10
Justin Springer	2008-10
Tim Biere	2009-11
Gavin Howard	2011-13
Shane Smith	2011-13
Colin Spencer	2014-16
Keith Loneker Jr.	2016-18

FOUR-TIME ACADEMIC FIRST TEAM ALL-CONFERENCE

Tim Bowers	1997-2000
Brandon Wier	1998-2001
Jonathan Lamb	2003-06
Trevor Marrongelli	2009-12

FIRST TEAM ATHLETIC AND ACADEMIC ALL-CONFERENCE IN SAME SEASON

Mike Sweatman	1966
Mike Sweatman	1967
John Mosier	1968
Dale Evans	1969
John Schroll	1971
Kurt Knoff	1973
Kurt Knoff	1974
Tom Fitch	1977
Willie Pless	1985
Dan Eichloff	1991
Dan Eichloff	1992
Chip Hilleary	1992
Joe Dineen Jr.	2018

JAYHAWKS IN THE RING OF HONOR

RAY EVANS (1941-42, 46-47)



- Played both QB and CB
- Kansas' first-ever All-American with teammate Otto Schnellbacher (1947)
- Only Jayhawk to be named first team All-American in both football and basketball (1943)
- Three-Time All-Conference selection in football (Big Six)
- No. 42 is retired

GEORGE MAKONIC (1950-52)



- Played both offensive and defensive line, and was the team's punter
- First-Team All-conference in 1951 and 1952
- First-Team All-American in 1951

JOHN HADL (1959-61)



- Played quarterback, running back and defensive back
- First Team All-Big 8 quarterback (1960, 61)
- Kansas' first back-to-back All-American (60, 61)
- 16-year NFL career and passed for 33,513 yards
- No. 21 is retired, and has statue at Kansas
- 1971 NFL Man of the Year, 1994 College Football Hall of Fame

BOBBY DOUGLASS (1966-68)



- Quarterback on KU's 1969 Orange Bowl team
- First Team All-Big 8 in 1967 and 68
- First Team All-American in 1968
- Named MVP of the American Bowl
- Played in the NFL for 13 years

DAVID JAYNES (1971-73)



- Led Kansas in passing for three-consecutive seasons and finished his career No. 1 all-time in passing yards.
- His passing touchdown mark lasted for 34 years
- First-Team All-Big 8 and First-Team All-American in 1973
- Finished fourth in the Heisman in 1973
- Only Jayhawk to be a Heisman finalist

WILLIE PLESS (1982-85)



- First-Team All-Conference three times from 1983-85
- Played 14 years in the CFL
- Five-Time Defensive Player of the Year in the CFL

GILBERT BROWN (1989-92)



- Defensive tackle
- Named Second-Team All-Conference as a sophomore

LARRY BROWN (1967-70)



- Both an offensive lineman and tight end
- Member of the 1968 Orange Bowl team
- First round NFL draft pick
- 14 years in the NFL
- Won four Super Bowls with the Pittsburgh Steelers

OTTO SCHNELLBACHER (1942, 46-47)



- Played wide receiver and cornerback
- Four-time All-Conference basketball honoree and three time football selection
- 1947 First-Team All-American

GIL REICH (1952)



- Played one season at Kansas
- Named First Team All-American in 1952
- Primarily played cornerback but was a quarterback and punt returner
- Played for the 1952-53 Kansas basketball team
- Led KU to the 1953 NCAA Championship game against Indiana

CURTIS MCCLINTON (1959-61)



- Running back and three-time All-Conference selection
- Won three Big 8 titles in the hurdles
- AFL Rookie of the Year in 1962
- Member of the Chiefs Hall of Fame

JOHN ZOOK (1966-68)



- Two-Time All-Big 8 defensive end
- First Team All-American in 1968
- Member of the 1968 Orange Bowl Team
- 10 years in the NFL

BRUCE KALLMEYER (1980-83)



- First-Team All-American as a placekicker
- Finished 53-of-69 in field goals while at Kansas
- Named All-Big 8 in 1983

ANTHONY COLLINS (2004-07)



- Helped pave the way for two 1,000-yard running backs
- Named First-Team All-Big 12 and a First-Team All-American
- Finalist for the Outland Trophy
- Drafted in the fourth round by the Bengals in 2008

CHRIS HARRIS, JR. (2007-10)



- Started at cornerback during the 2007 season as a freshman
- Totaled over 50 games in a Jayhawk Uniform
- Three-Time Pro Bowl selection
- First-Team All-Pro in 2016
- Super Bowl winner with the Denver Broncos

DARRELL STUCKEY II (2006-09)



- Played safety and was a member of the 2008 Orange Bowl team
- Ranks second all-time among defensive backs with 295 career tackles
- 2009 finalist for the Jim Thorpe Award
- All-Big 12 First-Team honors in 2008
- 2010 Big 12 Sportsperson of the Year
- 2015 Walter Payton NFL Man of the Year

MIKE MCCORMACK (1948-50)



- First-Team All-Conference (1950)
- Spent 17 years in the NFL
- Only the second Jayhawk to be enshrined in the Pro Football's Hall of Fame (1984)

OLIVER SPENCER (1950-52)



- Played right tackle
- Named First-Team All-Conference his junior and senior seasons
- First-Team All-American (1952)
- Played eight years in the NFL and was a NFL coach for 19

GALE SAYERS (1962-64)



- All-Conference selection in all three years at Kansas
- Two-time All-American (1963, 64)
- Drafted No. 4 in the NFL Draft and played seven seasons
- NFL Hall of Fame and College Football Hall of Fame inductee
- No. 48 is retired, and has statue at Kansas

JOHN RIGGINS (1968-70)



- Two-Time First Team All-Conference selection
- Drafted No. 6 overall in the 1971 NFL Draft
- NFL Hall of Fame inductee
- MVP of Super Bowl XVII

NOLAN CROMWELL (1973-76)



- Played quarterback and defensive back
- Two-Time All-American in track and field
- Led KU to the 1975 Sun Bowl
- Named First-Team All-Big 8 and honorable mention All-American
- Played 10 years in the NFL

AQIB TALIB (2005-07)



- Played at both wide receiver and cornerback
- Led the NCAA in passes defended as a sophomore
- Named First-Team All-Big 12 in 2006 and 2007
- First-Team All-American in 2007
- 2008 Orange Bowl MVP
- NFL Defensive Player of the Year in 2010
- Drafted No. 20 by Tampa Bay in 2008

TODD REESING (2006-09)



- Holds KU's all-time records for touchdowns, passing yards, completion percentage and total offensive yards
- Helped lead KU to a 12-1 record in 2007 and a victory in the 2008 Orange Bowl

NCAA RANKINGS

TEAM (TOP 15)

RUSHING OFFENSE

1950	4th	(311.6)
1961	13th	(228.6)
1963	5th	(243.1)
1968	5th	(299.9)
1975	7th	(317.1)
1976	4th	(297.4)
1992	13th	(232.1)
1994	8th	(247.1)

PASSING OFFENSE

1939	10th	(101.1)
1941	11th	(119.6)
1942	12th	(115.9)
1949	12th	(153.3)
1972	13th	(207.9)
1973	10th	(194.5)
1983	4th	(286.0)
1985	15th	(254.7)
2008	8th	(305.6)
2009	7th	(310.33)

PASSES HAD INTERCEPTED

2018	3rd	(4)
------	-----	-----

TOTAL OFFENSE

1947	11th	(336.6)
1950	11th	(396.8)
1968	9th	(442.0)
2007	8th	(479.77)

REDZONE OFFENSE

2017	9th	(0.938)
------	-----	---------

SCORING

1968	3rd	(38.0)
1992	11th	(31.8)
2007	2nd	(42.77)

RUSHING DEFENSE

1961	14th	(113.9)
1992	20th	(125.7)
2005	3rd	(83.3)
2007	8th	(94.77)

PASSING DEFENSE

1939	1st	(34.1)
1953	8th	(61.0)
1957	15th	(61.2)
1960	3rd	(48.3)
1973	10th	(90.4)
1981	4th	(104.5)
1982	2nd	(127.5)
1986	12th	(145.5)
1987	3rd	(110.2)

TOTAL DEFENSE

1960	7th	(189.5)
2005	11th	(303.3)
2007	12th	(317.31)

SCORING DEFENSE

2007	4th	(16.38)
------	-----	---------

TACKLES FOR LOSS

2005	6th	(8.67)
2017	15th	(7.4)

NET PUNTING

1995	8th	(39.4)
------	-----	--------

PUNTING

1959	2nd	(42.9)
------	-----	--------

1960	12th	(40.1)
1966	6th	(41.9)
1978	11th	(39.0)
1979	12th	(38.1)
1980	15th	(39.2)
1982	4th	(41.5)

PUNT RETURNS

1994	9th	(12.1)
1996	1st	(19.45)
2003	9th	(13.85)
2006	11th	(13.50)
2014	15th	(12.43)

KICK OFF RETURNS

1993	11th	(23.7)
1994	12th	(22.8)
2007	7th	(25.21)

TURNOVER MARGIN

1996	9th	(1.00)
2007	1st	(1.62)
2018	2nd	(1.33)

TURNOVERS LOST

2018	4th	(11)
------	-----	------

TURNOVERS GAINED

2018	8th	(27)
------	-----	------

INDIVIDUAL (TOP 10)

RUSHING

1950	Wade Stinson	5th	(1,129)
1962	Gale Sayers	3rd	(1,125)
1963	Gale Sayers	3rd	(917)
1991	Tony Sands	7th	(1,442)
1996	June Henley	10th	(1,349)
2006	Jon Cornish	7th	*(121.42)

RUSH YARDS PER CARRY

2018	Pooka Williams Jr.	10th	(6.99)
------	--------------------	------	--------

PASSING

1942	Ray Evans	1st	(1,117)
1973	David Jaynes	4th	(2,131)
2008	Todd Reesing	7th	*(299.08)
2009	Todd Reesing	6th	*(301.33)

PASSING EFFICIENCY

2003	Bill Whittemore	9th	*(154.7)
------	-----------------	-----	----------

COMPLETIONS

2008	Todd Reesing	9th	*(25.31)
2009	Todd Reesing	4th	*(26.05)

RECEPTIONS

1942	Otto Schnellbacher	8th	(25)
1985	Richard Estell	8th	(70)
2008	Kerry Meier	T-6th	*(7.46)
2009	Kerry Meier	4th	*(8.50)
2009	Dezmon Briscoe	9th	*(7.64)

RECEIVING YARDS

2008	Dezmon Briscoe	4th	*(108.2)
2009	Dezmon Briscoe	5th	*(121.55)

TOTAL OFFENSE

1942	Ray Evans	4th	(1,410)
1967	Bobby Douglass	10th	(1,741)
1983	Frank Seurer	10th	(2,660)
1985	Mike Norseth	5th	(3,214)
2008	Todd Reesing	8th	*(316.31)
2009	Todd Reesing	4th	*(311.25)

ALL-PURPOSE YARDS

1996	June Henley	6th	*(117.3)
2018	Pooka Williams Jr.	7th	*(150.9)

SCORING

1951	Bud Laughlin	10th	(78)
1983	Bruce Kallmeyer	6th	(98)

POINTS RESPONSIBLE FOR

2003	Bill Whittemore	10th	*(17.2)
------	-----------------	------	---------

FIELD GOALS

1958	John Suder	2nd	(3)
1983	Bruce Kallmeyer	2nd	(24)
1991	Dan Eichloff	2nd	(18)

FIELD GOALS PER GAME

2017	Gabriel Rui	9th	(1.7)
------	-------------	-----	-------

TOTAL TACKLES

2017	Joe Dineen Jr.	3rd	*(11.4)
2018	Joe Dineen Jr.	4th	*(12.3)

SOLO TACKLES

2014	Ben Heeney	2nd	*(7.30)
2015	Fish Smithson	1st	*(7.90)
2016	Mike Lee	4th	*(6.40)
2017	Joe Dineen Jr.	1st	*(7.8)
2018	Joe Dineen Jr.	1st	*(9.0)

TACKLES FOR LOSS

2005	Charlton Keith	9th	*(1.75)
2016	Dorance Armstrong Jr.	6th	*(1.70)
2017	Joe Dineen Jr.	3rd	*(2.10)

INTERCEPTIONS

1942	Ray Evans	1st	(10)
2004	Charles Gordon	1st	(7)
2006	Aqib Talib	4th	*(0.60)

FORCED FUMBLES

2008	James Holt	3rd	*(0.46)
2014	Michael Reynolds	4th	*(0.42)

PASSES DEFENDED

2006	Aqib Talib	1st	*(2.80)
2014	JaCorey Shepherd	4th	*(1.50)

BLOCKED KICKS

2016	Daniel Wise	5th	(2)
------	-------------	-----	-----

KICK OFF RETURNS

1994	Ashaundai Smith	6th	*(26.4)
------	-----------------	-----	---------

PUNTING

1950	Dolph Simons	7th	(41.2)
1954	Ted Rohde	2nd	(44.7)
1955	Ted Rohde	3rd	(42.3)
1956	Ted Rohde	6th	(41.6)
1959	John Hadl	1st	(45.6)
1966	Dave Morgan	7th	(42.4)
1968	Bill Bell	7th	(41.8)
1979	Mike Hubach	8th	(42.5)
1980	Bucky Scribner	6th	(44.1)
1981	Bucky Scribner	12th	(43.8)
1982	Bucky Scribner	3rd	(45.8)
1995	Darrin Simmons	6th	(43.8)

PUNT RETURNS

1949	Bud French	5th	(15.2)
1952	Gil Reich	6th	(17.2)
1961	John Hadl	7th	(11.2)
1986	Milt Garner	5th	(13.8)

*Per game average

NCAA RECORDS

RUSHING ATTEMPTS (HALF)

34	Tony Sands vs. Missouri	1991
----	-------------------------	------

RUSHING ATTEMPTS (GAME)

58	Tony Sands vs. Missouri	1991
----	-------------------------	------

MOST RUSHING YARDS

TWO PLAYERS SAME TEAM (GAME)

476	Tony Sands (396)/Chip Hilleary (80)	vs. Missouri	1991
-----	-------------------------------------	--------------	------

RANK IN TOP 12 IN PUNTING

AND FIELD GOALS

Dan Eichloff	1991	(12th/3rd)
--------------	------	------------

INTERCEPTION RETURNS FOR

TD BY A LB (GAME)

2	Patrick Brown vs. UAB	1997
---	-----------------------	------

ALL-PURPOSE PLAYS (GAME)

58	Tony Sands vs. Missouri	1991
----	-------------------------	------

OTHER NCAA RANKINGS

INDIVIDUAL

RUSHING YARDS (GAME)

4	396	Tony Sands vs. Missouri, 1991
---	-----	-------------------------------

RUSHING YARDS BY A QB (SEASON)

19	1,124	Nolan Cromwell, 1975
----	-------	----------------------

SACKS (GAME)

5	4.5	Brandon Perkins vs. La.Tech, 2005
---	-----	-----------------------------------

LONGEST RUSH

1	99	Eric Vann vs. Oklahoma, 1997
1	99	Gale Sayers vs. Nebraska, 1963

LONGEST PASS

21	98	Kelly Donahoe to Willie Vaughn vs. Colorado, 1987
----	----	---

LONGEST PUNT

3	94	John Hadl vs. Oklahoma, 1959
---	----	------------------------------

LONGEST FIELD GOAL

19	61	Dan Eichloff vs. Ball St., 1992
----	----	---------------------------------

SOLO TACKLES (SEASON)

11	108	Joe Dineen Jr., 2018
----	-----	----------------------

PASSES DEFENDED PER GAME (SEASON)

1	*2.80	Aqib Talib, 2006
---	-------	------------------

PASSES DEFENDED (SEASON)

8	28	Aqib Talib, 2006
---	----	------------------

TEAM

TACKLES FOR LOSS (GAME)

5	18	vs. SW Missouri St., 2001
---	----	---------------------------

CONFERENCE LEADERS

CONFERENCE STATISTICAL CHAMPIONS - (1937-PRESENT)

(NOTE: Only rushing, passing and total offense/defense available prior to Big 12, 1996-present)

TEAM

RUSHING OFFENSE

1950	311.6
1961	228.6
1968	299.9
1975	317.1

PASSING OFFENSE

1939	101.1
1941	119.6
1942	115.9
1947	121.2
1949	153.3
1952	123.8
1973	194.5
1983	286.0
1985	254.7

TOTAL OFFENSE

1968	442.0
------	-------

SCORING OFFENSE

2007	42.77
------	-------

REDZONE OFFENSE

2017	0.938
------	-------

RUSHING DEFENSE

1947	109.2
1992	125.7
2005	83.2

PASSING DEFENSE

1939	34.1
1945	94.4
1983	159.1
2016	219.8

TOTAL DEFENSE

1947	189.1
1960	187.5
2007	317.31

SCORING DEFENSE

2007	16.38
------	-------

TACKLES-FOR-LOSS

2017	7.4
------	-----

3RD DOWN CONVERSION DEFENSE

2016	.356
------	------

PUNT RETURN AVERAGE

1996	19.5
2006	13.5

TURNOVER MARGIN

1996	1.00
2007	1.62
2018	1.33

TURNOVERS GAINED

2018	27
------	----

TURNOVERS LOST

2018	4
------	---

INTERCEPTIONS

2018	16
------	----

PASSES HAD INTERCEPTED

2018	3
------	---

FUMBLES RECOVERED

2018	11
------	----

DEFENSIVE TDS

2018	3
------	---

INDIVIDUAL

RUSHING

1937	Clarence Douglass	376
1962	Gale Sayers	1,125
1963	Gale Sayers	917
1970	John Riggins	*102.8
1975	Nolan Cromwell, QB	*102.1
1991	Tony Sands	*131.9
2006	Jon Cornish	*121.4
2012	James Sims	*112.6

PASSING

1941	Ralph Miller	657
1942	Ray Evans	1,117
1948	Dick Gilman	945
1952	Jerry Robertson	868
1956	Wally Stauch	596
1958	Les Krull	661
1972	David Jaynes	*204.8
1973	David Jaynes	*193.7

PASSING EFFICIENCY

1981	Frank Seuer	102.8
1985	Mike Norseth	124.0

RECEPTIONS

1937	Max Replogle	18
1942	Otto Schnellbacher	25
1943	Charlie Moffet	15
1945	Norm Pumphrey	12
1946	Otto Schnellbacher	16
1947	Otto Schnellbacher	17
1952	Charlie Hoag	16
1958	Homer Floyd	15
1973	Emmett Edwards	*4.45
1981	Wayne Capers	*3.27
1985	Richard Estell	*5.83
1989	Quintin Smith	*6.36

TOTAL OFFENSE

1945	Frank Pattee	480
1947	Ray Evans	1,018
1967	Bobby Douglas	1,741
1973	David Jaynes	*175.7
1985	Mike Norseth	*267.8

SCORING

1947	Forrest Griffith	54
1951	Bud Laughlin	78
1961	Curtis McClinton	54

ALL PURPOSE

2018	Pooka Williams Jr.	*150.9
------	--------------------	--------

TACKLES

2011	Steven Johnson	120
2014	Ben Heeney	127
2015	Fish Smithson	111
2017	Joe Dineen Jr.	137
2018	Joe Dineen Jr.	147

SOLO TACKLES

2014	Ben Heeney	*7.3
2015	Fish Smithson	*7.9
2016	Mike Lee	*6.4
2017	Joe Dineen Jr.	*7.8
2018	Joe Dineen Jr.	*9.0

TACKLES FOR LOSS

2000	Chris Johnson	24
2005	Charlton Keith	21
2016	Dorance Armstrong Jr.	20
2017	Joe Dineen Jr.	25

QUARTERBACK SACKS

1997	Ron Warner	14.5
2000	Chris Johnson	10.5
2005	Brandon Perkins	9.5

FORCED FUMBLES

2014	Michael Reynolds	*0.42
2016	Dorance Armstrong Jr.	*0.25

FORCED FUMBLES

2018	Joe Dineen Jr.	2
2018	Bryce Torneden	2

INTERCEPTIONS

2004	Charles Gordon	*0.64
2006	Aqib Talib	*0.60

PASSES DEFENDED

2006	Aqib Talib	*2.80
2007	Aqib Talib	*1.38
2014	JaCorey Shepherd	*1.50

PASSES BROKEN UP

2004	Charles Gordon	15
2014	JaCorey Shepherd	15

PUNTING

1937	Max Replogle	37.5
1938	Jack Blanke	42.6
1939	Frank Bukaty	40.3
1944	Leroy Robinson	36.0
1954	Ted Rohde	43.8
1955	Ted Rohde	42.3
1959	John Hadl	45.6
1960	John Hadl	40.5
1965	Bill Lynch	41.5
1966	Dave Morgan	42.4
1967	Bob Coble	42.7
1968	Bob Coble	42.4
1979	Mike Hubach	42.5
1980	Bucky Scribner	44.1
1981	Bucky Scribner	43.8
1982	Bucky Scribner	45.8
1991	Dan Eichloff	42.3
2014	Trevor Pardula	44.3
2018	Kyle Thompson	43.3

KICKOFF RETURN AVERAGE

1996	Eric Vann	25.1
------	-----------	------

FIELD GOAL PERCENTAGE

2017	Gabriel Rui	85.0
------	-------------	------

* Per game averages

NFL JAYHAWKS

NAME	AT KU	TEAM (POSITION)	YEARS
Adeniji, Hakeem	2016-19	Cincinnati Bengals (OL)	2020-Present
Amberg, John	1948-50	New York Giants (B)	1951-52
Armstrong Jr., Dorance	2015-17	Dallas Cowboys (DE)	2018-Present
Bailey, Jim	1968-69	Baltimore Colts (DT)	1970-74
		New York Jets	1975
		Atlanta Falcons	1976-78
Banks, Chris	1992-94	Denver Broncos (OG)	1998-99
		Atlanta Falcons	2000-01
Bausch, Frank	1929-31	Boston Redskins (C)	1934-36
		Chicago Bears	1937-40
		Philadelphia Eagles	1940-41
Bausch, Jim	1929-30	Chicago Cardinals (B)	1934-36
Beeson, Terry	1973-76	Seattle Seahawks (LB)	1977-81
Bell, Bill S.	1968-69	Atlanta Falcons (PK)	1971-72
		New England Patriots	1973
Bernhardt, Roger	1971-72	New York Jets (G)	1974
		Kansas City Chiefs	1975
Black, Charlie	1921-23	Duluth Kelleys (E)	1925
Blevins, Tony	1993-94, 1996-97	San Francisco 49ers (DB)	1998
		Indianapolis Colts	1999-2000
Brew, Dorian	1992-95	Baltimore Ravens (DB)	1996-97
		San Diego Chargers	1997
Briscoe, Dezmon	2007-09	Tampa Bay Buccaneers (WR)	2010-11
		Washington Redskins	2012-13
Brown, Gilbert	1989-92	Green Bay Packers (DT)	1993-99, 2001-03
Brown, Larry	1968-70	Pittsburgh Steelers (E/T)	1971-84
Bukaty, Fred	1958-60	Denver Broncos (FB)	1961
Butler, Mike	1973-76	Green Bay Packers (DT)	1977-82, 1985
Byrd, Isaac	1995-96	Tennessee Titans (WR)	1997-99
		Carolina Panthers	2000-02
Campfield, Billy	1974-77	Philadelphia Eagles (RB)	1978-82
		New York Giants	1983
Capers, Wayne	1979-82	Pittsburgh Steelers (WR)	1983-84
		Indianapolis Colts	1985-86
Coan, Bert	1961	San Diego Chargers (RB)	1962
		Kansas City Chiefs	1963-68
Collins, Anthony	2005-07	Cincinnati Bengals (OT)	2008-13
		Tampa Bay Buccaneers (OT)	2014
Colter, Jeff	1981-83	Minnesota Vikings (DB)	1984
		Kansas City Chiefs	1987
Conley, Steve	1969-71	Cincinnati Bengals (RB)	1972
		St. Louis Cardinals	1973
Criswell, Kirby	1977-79	St. Louis Cardinals (DE)	1980-81
Cromwell, Nolan	1973-76	Los Angeles Rams (DB)	1977-87
Davis, Dick	1959-61	Kansas City Chiefs (DE)	1962
Davis, Don	1991-94	New Orleans Saints (LB)	1996-98
		Tampa Bay Buccaneers	1998-2000
		St. Louis Rams	2001-02
		New England Patriots	2003-06
Davison, Andrew	1998-2001	New York Jets (DB)	2002, 2004
		Dallas Cowboys	2003
		San Francisco 49ers (OT)	1999-2000
Dercher, Dan	1996-98	Hammond Pros (HB/QB)	1923-24
Detwiler, John	1912-14	Denver Broncos (LB)	2019
Dineen Jr., Joe	2014-18	Cincinnati Bengals (LB)	1978-83, 1985
Dinkel, Tom	1974-77	Chicago Bears (QB)	1969-75
Douglass, Bobby	1966-68	San Diego Chargers	1975
		New Orleans Saints	1976-77
		Green Bay Packers	1978
Dwyer, Nate	1997-2001	Arizona Cardinals (DT)	2001-02
Edwards, Emmett	1972-74	Houston Oilers (WR)	1975
		Buffalo Bills	1976
Estell, Richard	1982-85	Kansas City Chiefs (WR)	1987
Ettinger, Don	1941, 1946-47	New York Giants (G)	1948-50
Evans, Ray R.	1941-42, 1946-47	Pittsburgh Steelers (RB)	1948
Fairchild, Paul	1981-83	New England Patriots (G)	1984-90
Fine, Derek	2003-07	Buffalo Bills (TE)	2008
Fiss, Galen	1950-52	Cleveland Browns (LB)	1956-66
Gay, Matt	1989-92	Kansas City Chiefs (S)	1994
Golub, Chris	1974-76	Kansas City Chiefs (DB)	1977
Goode, Don	1971-73	San Diego Chargers (LB)	1974-79
		Cleveland Browns	1980-81
Gordon, Charles	2003-05	Minnesota Vikings (WR)	2006-08
Griffith, Forrest	1946-49	New York Giants (RB)	1950-51
Hadl, John	1959-61	San Diego Chargers (QB)	1962-72
		Los Angeles Rams	1973-74
		Green Bay Packers	1974-75
		Houston Oilers	1976-77
		Washington Redskins (C)	1961-64
Hageman, Fred	1959-60	San Francisco 49ers (G)	1954-55
Hantla, Bob	1951-53	Denver Broncos (CB)	2011-Present
Harris Jr., Chris	2007-10	Tennessee Titans (C/G)	2002-05
Hartwig, Justin	1997-2001	Carolina Panthers (G)	2006-07
		Pittsburgh Steelers (C)	2008
Harvey, George	1964, 66	New Orleans Saints (G)	1967

NAME	AT KU	TEAM (POSITION)	YEARS
Harwell, Nick	2013-14	Tennessee Titans (WR)	2015
Hawkinson, Tanner	2009-12	Cincinnati Bengals (OL)	2013-14
		Philadelphia Eagles (OL)	2015
Heeney, Ben	2011-14	Oakland Raiders (LB)	2015-16
		New Orleans Saints	2017
		Houston Texans	2017-18
Hempstead, Hessler	1990-94	Detroit Lions (OG)	1995-97
Henley, June	1993-95	St. Louis Rams (RB)	1998
Henry, Marcus	2004-07	New York Jets (WR)	2008
Holloway, Johnny	1985	Dallas Cowboys (DB)	1986
		St. Louis Cardinals	1987
Hubach, Mike	1976-79	New England Patriots (PK)	1980-81
Irvin, LeRoy	1976-79	Los Angeles Rams (DB)	1980-89
Jaynes, David	1971-73	Kansas City Chiefs (QB)	1974
Jessie, Ron	1969-70	Detroit Lions (WR)	1971-74
		Los Angeles Rams	1975-79
		Buffalo Bills	1980-81
Johnson, Ben	2014-17	Los Angeles Chargers (TE)	2018
Johnson, Bobby	1981-83	New York Giants (WR)	1984-86
Johnson, Mike	1963-65	Dallas Cowboys (RB)	1966-69
Johnson, Steven	2008-11	Denver Broncos (LB)	2012-14
		Tennessee Titans	2015
		Pittsburgh Steelers	2016
		Baltimore Ravens	2017
Jones, Adrian	2000-03	New York Jets (OT)	2004-07
		Kansas City Chiefs (OT)	2008
Jones, E.J.	1981-83	Kansas City Chiefs (RB)	1985
		Dallas Cowboys	1987
Jones, Rod	1992-95	Cincinnati Bengals (OT)	1996-2000
		St. Louis Rams	2001
		Washington Redskins	2002-03
Kamara, Azur	2018-19	Dallas Cowboys (OLB)	2020-Present
Keith, Charlton	2004-05	Cleveland Browns (DL)	2006
Kennard, George	1949-51	New York Giants (G)	1952-55
Knoff, Kurt	1972-75	Houston Oilers (DB)	1977-78
		Minnesota Vikings	1979-82
Kvaternick, Zvonimir	1931-33	Pittsburgh Steelers (RB)	1934
Lassiter, Kwamie	1992-94	Arizona Cardinals (DB)	1995-2002
		San Diego Chargers	2003
Laughlin, Henry	1950-51, 1954	San Francisco 49ers (B)	1955
Lawson, Steve	1968-70	Cincinnati Bengals (G)	1971-72
		Minnesota Vikings	1973-75
Lemon, Mike	1973-74	New Orleans Saints (LB)	1975
		Tampa Bay Buccaneers	1976-77
Lewis, Eddie	1973-75	San Francisco 49ers (DB)	1976-79
		Detroit Lions	1979-80
Loneker, Keith	1989-92	St. Louis Rams (OT)	1993-95
Mason, Lindsay	1975-77	Los Angeles Raiders (T)	1978-81
		San Francisco 49ers	1982
Maumalanga, Chris	1990-93	New York Giants (DT)	1994
		Arizona Cardinals	1994-95
		St. Louis Rams	1997
McBurrows, Gerald	1991-94	St. Louis Rams (DB)	1995-98
		Atlanta Falcons	1999-2003
McClinton, Curtis	1959-61	Kansas City Chiefs (RB)	1962-67
McCormack, Mike	1948-50	Cleveland Browns (T)	1954-62
McDermott, Sean	1995-99	Tampa Bay Buccaneers (LS)	2001
		Houston Texans	2002
		New England Patriots	2003-04
McDonald, Dexter	2011, 2013-14	Oakland Raiders (S)	2015-18
McDouglad, Bradley	2009-12	Kansas City Chiefs (S)	2013
		Tampa Bay Buccaneers (S)	2014-16
		Seattle Seahawks (S)	2017-Present
McMillan, David	2001-04	Cleveland Browns (LB)	2005-08
Mehring, Pete	1931-33	St. Louis Browns (T)	1934-36
		Los Angeles Bulldogs	1936-40
		Hollywood Bears	1941-42
Meier, Kerry	2006-09	Atlanta Falcons (WR)	2010-12
Merkel, Monte	1938-41	Chicago Bears (G)	1942-43
Miller, Robert L.	1972-74	Minnesota Vikings (RB)	1975
Mosier, John E.	1967-69	Denver Broncos (TE)	1971
		Baltimore Colts	1972
		New England Patriots	1973
Mrkonic, George	1950-52	Philadelphia Eagles (T)	1953
Nave, Stevan	1982-83, 1985-86	Cleveland Browns (LB)	1987
Nesmith, Dean	1933-35	New York Yankees (G)	1936
Nesmith, Ole	1932-34	Brooklyn Dodgers (FB)	1935
		New York Yankees	1936-40
Norris, Moran	1996-2000	New Orleans Saints (RB)	2001-02
		Houston Texans	2002-05
		San Francisco 49ers	2006-07, 2009-11
		Detroit Lions	2008
Norseth, Mike	1984-85	Cincinnati Bengals (QB)	1987-88
		New York Jets	1992
Opurum, Toben	2009-12	Kansas City Chiefs (FB)	2013
		Houston Texans (FB)	2014
		New Orleans Saints (FB)	2014-15

NAME	AT KU	TEAM (POSITION)	YEARS
Oswald, Paul	1983-86	Pittsburgh Steelers (C)	1987
		Atlanta Falcons (G)	1988
Palmer, Gerry	1970-72	Kansas City Chiefs (G)	1975
Patterson, Elvis	1981-83	New York Giants (DB)	1984-87
		San Diego Chargers	1987-89
		Los Angeles Raiders	1990-93
		Dallas Cowboys	1993
Pierce, Don	1939-40	Brooklyn Dodgers (C)	1942
		St. Louis Cardinals	1943
Rideau, Brandon	2001-04	Cleveland Browns (WR)	2005
		Chicago Bears	2006-08
Riggins, John	1968-70	New York Jets (RB)	1971-75
		Washington Redskins	1976-79, 1981-85
Rivera, Mike	2005-08	New England Patriots	2012
Roberts, Gene	1942	New York Giants (B)	1947-50
Sayers, Gale	1962-64	Chicago Bears (RB)	1965-71
Schaake, Elmer	1929-31	Portsmouth Spartans (B)	1932
Schick, Doyle	1958-60	Washington Redskins (LB)	1961
Schnellbacher, Otto	1942, 1946-47	New York Giants (B)	1950-51
Schweda, Brian	1962-64	Chicago Bears (DE)	1966
Scott, Arthur (Dave)	1973-75	Atlanta Falcons (T)	1976-82
Scribner, Bucky	1980-82	Green Bay Packers (P)	1983-84
Seurer, Frank	1980-83	Kansas City Chiefs (QB)	1986-87
Shepherd, JaCorey	2011-14	Philadelphia Eagles (CB)	2015-16
		San Francisco 49ers (CB/KR)	2016
Short, Kevin	2013	New York Jets (S)	2015-16
		Los Angeles Rams	2016
Sims Jr., Steven	2015-18	Washington Redskins (WR)	2019-Present
Smith, Greg	1977-78	Minnesota Vikings (DL)	1980-81, 1984
Smith, Hugh	1960	Denver Broncos (E)	1962
		Washington Redskins	1962
Smith, Laverne	1973-76	Pittsburgh Steelers (RB)	1977
Smith, Quintin	1986-89	Chicago Bears (WR)	1990
Smith, Reggie	1981-83	Tampa Bay Buccaneers (OL)	1987
Smithson, Fish	2014-16	Washington Redskins (S)	2017-18
		Los Angeles Chargers (S)	2018
Spencer, Oliver	1950-52	Detroit Lions (T)	1953, 1956, 1959-61
		Green Bay Packers	1957-58
		Oakland Raiders	1963
Stapelton, George	1935-37	Phoenix Bulldogs (G)	1938
Stokes, Sims	1964	Dallas Cowboys (WR)	1967
Stubblefield, Dana	1990-92	San Francisco 49ers (DT)	1993-97, 2001-02
		Washington Redskins	1998-2000
		Oakland Raiders	2003
Stuckey, Darrell	2006-09	Los Angeles Chargers (S)	2010-16
Sutton, Mitch	1972-73	Philadelphia Eagles (DT)	1974-75
Sydney, Harry	1978-80	San Francisco 49ers (RB)	1987-91
		Green Bay Packers	1992
Talib, Aqib	2005-07	Tampa Bay Bucs (CB)	2008-11
		New England Patriots	2012-13
		Denver Broncos	2014-17
		Los Angeles Rams	2018-Present
Taylor, Shakial	2017-18	Indianapolis Colts (CB)	2019
		Denver Broncos (CB)	2019-Present
Taylor, Steve	1973-75	Kansas City Chiefs (S)	1976
Terry, Doug	1989-91	Kansas City Chiefs (S)	1992-95
Thompson, Broderick	1981-82	Dallas Cowboys (OT)	1985
		San Diego Chargers	1987-92
		Philadelphia Eagles	1993-94
		Denver Broncos	1995-96
Tomlinson, Dick	1947-49	Pittsburgh Steelers (G)	1950-51
Towle, Steve	1972-74	Miami Dolphins (LB)	1975-80
Ulrich, Hubert	1939-41	Miami Seahawks (E)	1946
Vanoy, Vernon	1967-68	New York Giants (DT)	1971
		Green Bay Packers	1972
		Houston Oilers	1973
Verser, David	1977-80	Cincinnati Bengals (WR)	1981-84
		Tampa Bay Buccaneers	1985
Wagoner, Danny	1978, 1980-81	Detroit Lions (DB)	1982-84
		Atlanta Falcons	1985
Walton, Alvin	1984	Washington Redskins (DB)	1986-91
Ward, Ronnie	1992-94, 1996	Miami Dolphins (LB)	1997
Warner, Ron	1996-97	New Orleans Saints (LB)	1998
		Tampa Bay Buccaneers	2002-03
Wattlet, Frank	1978-80	New Orleans Saints (DB)	1981-87
		Los Angeles Rams	1987
Wellman, Mike	1976-77	Green Bay Packers (C)	1979-80
Whittaker, Scott	1993-96	Oakland Raiders (OG)	1997
Whitten, Bobby	1978-80	Cincinnati Bengals (T)	1981
Williams, Delvin	1971-73	San Francisco 49ers (RB)	1974-77
		Miami Dolphins	1978-80
		Green Bay Packers	1981
Wirtel, John	2013-18	Chicago Bears (LS)	2019
Wise, Daniel	2015-18	Dallas Cowboys (DE)	2019-Present
Wright, Sylvester	1991-94	Philadelphia Eagles (LB)	1995-96
Zook, John	1966-68	Atlanta Falcons (DT)	1969-75
		St. Louis Cardinals (DE)	1976-80

JAYHAWKS IN THE SUPER BOWL

PLAYER	TEAM	GAMES
Jim Bailey	Indianapolis	V*
Chris Banks	Denver	XXXIII*
Gilbert Brown	Green Bay	XXXI*, XXXII
Larry Brown	Pittsburgh	IX*, X*, XIII*, XIV*
Isaac Byrd	Tennessee	XXXIV
Billy Campfield	Philadelphia	XV
Bert Coan	Kansas City	I
Nolan Cromwell	Los Angeles	XIV
Don Davis	St. Louis	XXXVI
	New England	XXXVIII*, XXXIX*
Tom Dinkel	Cincinnati	XVI
Paul Fairchild	New England	XX
Chris Harris Jr.	Denver	XLVIII, 50*
Justin Hartwig	Pittsburgh	XLIII*
Ron Jessie	Los Angeles	XIV
Bobby Johnson	New York Giants	XXI*
Steven Johnson	Denver	XLVIII
Rod Jones	St. Louis	XXXVI
Steve Lawson	Minnesota	VIII, IX
Lindsey Mason	Oakland	XV*
Curtis McClinton	Kansas City	I, IV*
Sean McDermott	New England	XXXVIII*
Robert Miller	Minnesota	XII
Mike Norseth	Cincinnati	XXIII
Elvis Patterson	New York Giants	XXI*
	Dallas	XXVIII*
John Riggins	Washington	XVII*, XVIII
Dana Stubblefield	San Francisco	XXIX*
Harry Sydney	San Francisco	XXIII*, XXIV*
Aqib Talib	Denver	50*
	Los Angeles Rams	LIII
David Verser	Cincinnati	XVI
Alvin Walton	Washington	XXII*, XXVI*
Ron Warner	Tampa Bay	XXXVII*
Bobby Whitten	Cincinnati	XVI

* - Indicates Super Bowl Champion

JAYHAWKS IN THE PRO BOWL

PLAYER	TEAM	YEARS
Frank Bausch	Chicago	1940
Larry Brown	Pittsburgh	1983
Nolan Cromwell	Los Angeles	1981-82, 83-84
Galen Fiss	Cleveland	1963-64
John Hadl	San Diego	1965-66-69-70-73
	Los Angeles	1974
Chris Harris Jr.	Denver	2014-15-16-18
LeRoy Irvin	Los Angeles	1986-87
Ron Jessie	Los Angeles	1977
Curtis McClinton	Dallas Texans	1963
	Kansas City	1967-68
Mike McCormack	New York Yankees	1952
	Cleveland	1957-58-61-62-63
Pete Mehringer	Los Angeles Bulldogs	1939
John Riggins	New York Jets	1976
Gale Sayers	Chicago	1966-67-68-70
Dana Stubblefield	San Francisco	1995-96-98
Darrell Stuckey	San Diego	2014
Aqib Talib	Denver	2013-14-15-16-17
Delvin Williams	San Francisco	1977
	Miami	1979
John Zook	Atlanta	1974

KU IN THE NFL DRAFT

YEAR	PLAYER (POS)	RD	TEAM	YEAR	PLAYER (POS)	RD/PICK	TEAM	YEAR	PLAYER (POS)	RD/PICK	TEAM
1938	Clarence Douglass (B)	9	Lions	1969	Bobby Douglass (QB)	2/41	Bears	1981	David Verser (WR)	1/10	Bengals
1939	Dave Shirk (E)	18	Steelers		Vernon Vanoy (DE)	3/60	Giants		Lester Mickens (WR)	11/277	Saints
	Ferrel Anderson (G)	19	Brooklyn		John Zook (DE)	4/99	Rams	1982	Greg Smith (DT)	7/184	Chiefs
1940	Bill Bunson (B)	14	Eagles		Keith Christensen (T)	5/117	Saints		Danny Wagoner (DB)	9/231	Lions
1942	Hubert Ulrich (E)	9	Browns		Billy Hunt (DB)	12/341	Falcons	1983	Wayne Capers (WR)	2/52	Steelers
	Ralph Miller (B)	16	Brooklyn		Junior Riggins (RB)	16/409	Cardinals		Bucky Scribner (P)	11/299	Packers
1944	Ray Evans (B)	1	Bears	1971	John Riggins (RB)	1/6	Jets	1984	Paul Fairchild (G)	5/124	Patriots
	Gene Long (G)	9	Patriots		Steve Lawson (G)	2/41	Bengals		Bruce Kallmeyer (K)	7/184	Patriots
	Warren Hodges (T)	26	Cardinals		Larry Brown (TE)	5/106	Steelers		Renwick Atkins (T)	7/187	Lions
	George Dick (E)	30	Lions		Ron Jessie (WR)	8/206	Cowboys	1986	Alvin Walton (DB)	3/75	Redskins
1947	Otto Schnellbacher (E)	23	Cardinals	1972	Bob Childs (G)	5/120	Rams		Lynn Williams (RB)	6/160	Rams
	Bill Hogan (B)	29	Packers		Steve Conley (RB)	7/158	Bengals		Mike Norseth (QB)	7/174	Browns
1948	Otto Schnellbacher (E)	3	Yankees (AAFC)		Karl Salb (DT)	14/340	Bills		Johnny Holloway (WR)	7/185	Cowboys
	Don Ettinger (T)	11	Colts (AAFC)		Steve Roach (LB)	15/380	Lions	1987	Paul Oswald (C)	11/289	Steelers
		19	Giants		Kenny Page (LB)	15/381	Rams	1991	Curtis Moore (LB)	10/267	Oilers
	Dick Monroe (C)	20	Cardinals	1973	Roger Bernhardt (G)	3/76	Steelers	1992	Chris Perez (OT)	5/124	Dolphins
1949	Frank Pattee (B)	6	Colts (AAFC)		Gary Palmer (T)	4/83	Colts	1993	Dana Stubblefield (DT)	1/26	49ers
		23	Redskins		Eddie Shears (LB)	9/233	Redskins		Gilbert Brown (DT)	3/79	Vikings
	Dick Monroe (C)	16	Hornets (AAFC)		Vince O'Neal (RB)	15/379	Bills	1994	Chris Maumalanga (DT)	4/128	Giants
	Dick Bertuzzi (B)	22	Bears	1974	Don Goode (LB)	1/15	Browns	1995	Gerald McBurrows (DB)	7/214	Rams
1950	Forrest Griffith (B)	5	Giants		Delvin Williams (RB)	2/49	49ers		Hessley Hempstead (OG)	7/228	Lions
	Bud French (B)	21	Bulldogs		Mitch Sutton (DT)	3/63	Eagles	1996	Dorian Brew (DB)	3/79	Dolphins
	Dick Tomlinson (G)	21	Steelers		David Jaynes (QB)	3/66	Chiefs		Chris Banks (OG)	7/226	Broncos
	Ed Lee (T)	27	Redskins		Delano Robinson (WR)	16/409	Raiders		Rod Jones (OT)	7/219	Bengals
1951	Mike McCormack (T)	3	Yankees	1975	Emmett Edwards (WR)	2/40	Oilers		L.T. Levine (RB)	7/235	Broncos
	Wade Stinson (B)	5	Packers		Bruce Adams (WR)	4/103	Vikings	1997	Ronnie Ward (LB)	3/93	Dolphins
	S.P. Garnett (T)	29	49ers		Robert Miller (RB)	5/129	Vikings		June Henley (RB)	5/163	Chiefs
1952	Bob Brandenberry (B)	20	Browns		Steve Towle (LB)	6/143	Dolphins		Isaac Byrd (WR)	6/195	Chiefs
	Bud Laughlin (B)	25	49ers		Mike Lemon (LB)	6/149	Saints	1998	Ron Warner (LB)	7/239	Saints
1953	Gil Reich (B)	2	Packers	1976	Kurt Knoff (DB)	2/43	Broncos	2001	Moran Norris (RB)	4/115	Saints
	George Mrkoncic (G)	4	Eagles		Eddie Lewis (DB)	2/57	49ers	2002	Nate Dwyer (DT)	4/113	Cardinals
	Ollie Spencer (T)	6	Lions		Dave Scott (T)	3/71	Falcons		Justin Hartwig (OT)	6/187	Titans
	Galen Fiss (B)	13	Browns		Steve Taylor (DB)	6/165	Chiefs	2004	Adrian Jones (OT)	4/132	Jets
	Merlin Gish (C)	22	Colts		Jeff Turner (LB)	9/241	Bills	2005	David McMillan (DE)	5/139	Browns
	Charlie Hoag (B)	26	Browns	1977	Mike Butler (DE)	1/9	Packers	2008	Aqib Talib (CB)	1/20	Buccaneers
1954	Bob Hantla (G)	5	49ers		Nolan Cromwell (DB)	2/31	Rams		Anthony Collins (OT)	4/112	Bengals
	Harold Patterson (B)	14	Eagles		Terry Beeson (LB)	2/41	Seahawks		Derek Fine (TE)	4/132	Bills
	Morris Kay (E)	18	49ers		Laverne Smith (RB)	4/99	Steelers		Marcus Henry (WR)	6/174	Jets
	Joe Lundy (G)	26	Browns		Skip Sharp (DB)	5/119	Eagles	2010	Darrell Stuckey (S)	4/110	Chargers
1955	John Anderson (E)	21	Eagles		Chris Golub (DB)	7/177	Chiefs		Kerry Meier (WR)	5/165	Falcons
1956	Ralph Moody (B)	13	49ers		Waddell Smith (WR)	8/215	Chiefs		Dezmon Briscoe (WR)	6/191	Bengals
	Bev Butler (B)	26	Giants	1978	Lindsay Martin (T)	3/82	Raiders	2012	Tanner Hawkinson (OL)	5/156	Bengals
1957	Bob Kraus (G)	11	Cardinals		Tom Dinkel (LB)	5/126	Bengals	2015	Ben Heeney (LB)	5/140	Raiders
	Don Feller (B)	14	Browns		Norris Banks (RB)	5/130	Eagles		JaCorey Shepherd (CB)	6/191	Eagles
	Ed Pretock (T)	16	Colts		Bill Campfield (RB)	11/288	Eagles		Dexter McDonald (CB)	7/242	Raiders
	Tom Horner (T)	20	Cardinals	1979	Mike Wellman (C)	3/81	Rams	2018	Dorance Armstrong Jr. (DE)	4/116	Cowboys
	Chet Van Alta (T)	22	Colts	1980	Kirby Criswell (LB)	2/31	Bengals	2020	Hakeem Adeniji (OL)	6/180	Bengals
	Ted Rohde (B)	26	Cardinals		LeRoy Irvin (DB)	3/70	Rams				
	Frank Gibson (T)	30	Cardinals		Jim Zidd (LB)	5/123	Jets				
1958	Ron Clairborne (T)	12	Rams		Mike Hubach (P)	11/293	Patriots				
	Larry Carmer (B)	18	Lions								
1959	John Peppercorn (E)	14	Steelers								
	Homer Floyd (B)	26	Browns								
1960	Fred Hagerman (C)	8	Giants (NFL)								
1961	Curtis McClinton (HB)	14	Texans (AFL)								
	Doyle Schick (B)	14	Redskins (NFL)								
1962	John Hadl (QB)	3	Chargers (AFL)								
		1	Lions (NFL)								
	Bert Coan (HB)	14	Chargers (AFL)								
		7	Redskins (NFL)								
	Elvin Baenam (G)	23	Raiders (AFL)								
	Roger McFarland (HB)	27	Oilers (AFL)								
		20	49ers (NFL)								
1963	Marv Clothier (G)	7	Cowboys								
1965	Gale Sayers (RB)	1	Chiefs (AFL)								
		1	Bears (NFL)								
	Mike Shinn (E)	8	Packers								
	Brian Schweda (T)	16	Broncos (AFL)								
		11	Bears (NFL)								
	Ron Oelschlager (HB)	19	Broncos (AFL)								
1966	Willie Ray Smith (DB)	11	Chiefs (AFL)								
	Mike Johnson (HB)	14	Raiders (AFL)								
1967	George Harvey (G)	6/134	Saints								
	Jeff Elias (TE)	17/444	Packers								
	Steve Renko (FB)	15	Raiders (AFL)								
1968	Bert Olson (WR)	10/266	Cowboys								

HAKEEM ADENIJI



KU VS. AP RANKED OPPONENTS

DATE	RK	OPPONENT	RESULT	SCORE
Nov. 7, 1936	8	NEBRASKA	L	0-26
Nov. 6, 1937	6	NEBRASKA	T	13-13
Oct. 21, 1939	3	at Oklahoma	L	27-7
Nov. 25, 1939	10	MISSOURI	L	0-20
Nov. 22, 1941	18	MISSOURI	L	6-45
Nov. 24, 1945	16	MISSOURI	L	12-33
Nov. 9, 1946	16	OKLAHOMA	W	16-13
Jan. 1, 1948	13	GEORGIA TECH	L	14-20
Nov. 20, 1948	8	OKLAHOMA	L	7-60
Nov. 11, 1950	3	OKLAHOMA	L	13-33
Oct. 18, 1952	6	OKLAHOMA	L	20-42
Sept. 25, 1953	4	at UCLA	L	7-19
Sept. 25, 1954	8	UCLA	L	7-32
Oct. 16, 1954	1	OKLAHOMA	L	0-65
Nov. 6, 1954	20	NEBRASKA	L	20-41
Oct. 15, 1955	3	at Oklahoma	L	6-44
Oct. 20, 1956	1	OKLAHOMA	L	12-34
Sept. 28, 1957	9	OREGON STATE	L	6-34
Oct. 19, 1957	2	at Oklahoma	L	0-47
Sept. 20, 1958	8	TCU	L	0-42
Oct. 18, 1958	11	OKLAHOMA	L	0-43
Sept. 19, 1959	7	at TCU	L	7-14
Oct. 24, 1959	18	at Oklahoma	L	6-7
Oct. 1, 1960	2	SYRACUSE	L	7-14
Oct. 29, 1960	1	at Iowa	L	7-21
Nov. 19, 1960	1	at Missouri	W	23-7
Oct. 19, 1963	6	at Oklahoma	L	18-21
Nov. 7, 1964	6	at Nebraska	L	7-14
Nov. 5, 1966	6	NEBRASKA	L	13-24
Nov. 12, 1966	16	COLORADO	L	18-35
Oct. 14, 1967	8	NEBRASKA	W	10-0
Nov. 18, 1967	7	at Oklahoma	L	10-14
Oct. 12, 1968	9	at Nebraska	W	23-13
Nov. 23, 1968	13	MISSOURI	W	21-19
Jan. 1, 1969	3	vs. Penn State (Orange Bowl)	L	14-15
Nov. 22, 1969	7	MISSOURI	L	21-69
Oct. 17, 1970	5	NEBRASKA	L	20-41
Oct. 16, 1971	1	at Nebraska	L	0-55
Nov. 6, 1971	13	COLORADO	L	14-35
Nov. 13, 1971	2	at Oklahoma	L	10-56
Sept. 30, 1972	16	FLORIDA STATE	L	22-44
Oct. 21, 1972	5	NEBRASKA	L	0-56
Oct. 28, 1972	15	IOWA STATE	L	8-34
Nov. 11, 1972	16	at Colorado	L	8-33
Nov. 18, 1972	4	OKLAHOMA	L	7-31
Oct. 6, 1973	9	at Tennessee	L	27-28
Oct. 20, 1973	11	at Nebraska	L	9-10
Nov. 17, 1973	3	at Oklahoma	L	20-48
Nov. 24, 1973	19	MISSOURI	W	14-13
Dec. 17, 1973	16	vs. NC State (Liberty Bowl)	L	18-31
Sept. 21, 1974	17	at Tennessee	L	3-17
Oct. 5, 1974	5	TEXAS A&M	W	28-10
Oct. 19, 1974	12	NEBRASKA	L	0-56
Nov. 16, 1974	1	OKLAHOMA	L	14-45
Oct. 11, 1975	4	at Nebraska	L	0-16
Nov. 8, 1975	12	at Oklahoma	W	23-3
Nov. 15, 1975	10	COLORADO	L	21-24
Nov. 22, 1975	18	MISSOURI	W	42-24
Oct. 16, 1976	6	OKLAHOMA	L	10-28
Oct. 30, 1976	9	NEBRASKA	L	3-31
Nov. 13, 1976	19	at Colorado	L	17-40
Nov. 20, 1976	19	at Missouri	W	41-14
Sept. 10, 1977	9	at Texas A&M	L	14-28
Sept. 17, 1977	14	at UCLA	L	7-17
Sept. 24, 1977	15	WASH. ST.	W	14-12
Oct. 1, 1977	1	at Oklahoma	L	9-42
Oct. 15, 1977	3	COLORADO	T	17-17
Nov. 12, 1977	12	at Nebraska	L	7-52
Sept. 9, 1978	13	TEXAS A&M	L	10-37
Sept. 16, 1978	18	at Washington	L	2-31
Sept. 23, 1978	8	UCLA	W	28-24
Oct. 7, 1978	13	at Colorado	L	7-17
Oct. 14, 1978	1	OKLAHOMA	L	16-17
Nov. 4, 1978	4	NEBRASKA	L	21-63

DATE	RK	OPPONENT	RESULT	SCORE
Sept. 15, 1979	16	at Pittsburgh	L	0-24
Sept. 22, 1979	11	at Michigan	L	7-28
Oct. 13, 1979	5	at Nebraska	L	0-42
Nov. 10, 1979	6	at Oklahoma	L	0-38
Sept. 20, 1980	5	PITTSBURGH	L	3-18
Oct. 11, 1980	10	NEBRASKA	L	0-54
Oct. 18, 1980	19	IOWA STATE	W	28-17
Nov. 8, 1980	11	OKLAHOMA	L	19-21
Oct. 31, 1981	12	at Nebraska	L	15-31
Oct. 30, 1982	6	NEBRASKA	L	0-52
Sept. 24, 1983	10	at USC	W	26-20
Oct. 29, 1983	14	at Oklahoma	L	14-45
Nov. 12, 1983	1	at Nebraska	L	13-67
Nov. 19, 1983	19	MISSOURI	W	37-27
Sept. 15, 1984	18	FLORIDA STATE	L	16-42
Oct. 20, 1984	12	at Okla. State	L	10-47
Oct. 27, 1984	2	OKLAHOMA	W	28-11
Nov. 10, 1984	2	NEBRASKA	L	7-41
Sept. 28, 1985	4	at Fla. State	L	20-24
Oct. 26, 1985	12	OKLA. STATE	L	10-17
Nov. 2, 1985	9	at Oklahoma	L	6-48
Nov. 16, 1985	2	at Nebraska	L	6-56
Nov. 1, 1986	4	OKLAHOMA	L	3-64
Nov. 15, 1986	6	NEBRASKA	L	0-70
Sept. 12, 1987	4	at Auburn	L	0-49
Oct. 10, 1987	2	at Nebraska	L	2-54
Oct. 31, 1987	1	OKLAHOMA	L	10-71
Sept. 17, 1988	6	at Auburn	L	7-56
Oct. 8, 1988	9	NEBRASKA	L	10-63
Oct. 29, 1988	8	at Oklahoma	L	14-63
Nov. 12, 1988	14	at Okla. State	L	24-63
Sept. 30, 1989	16	OKLAHOMA	L	6-45
Oct. 21, 1989	3	at Colorado	L	17-49
Nov. 11, 1989	6	at Nebraska	L	14-51
Sept. 1, 1990	15	VIRGINIA	L	10-59
Sept. 29, 1990	9	at Oklahoma	L	17-31
Oct. 13, 1990	3	at Miami	L	0-34
Oct. 20, 1990	14	COLORADO	L	10-41
Nov. 10, 1990	13	NEBRASKA	L	9-41
Oct. 26, 1991	21	at Oklahoma	L	3-41
Nov. 9, 1991	11	NEBRASKA	L	23-59
Nov. 16, 1991	16	COLORADO	L	24-30
Nov. 9, 1992	7	at Nebraska	L	7-49
Nov. 16, 1992	18	COLORADO	L	18-25
Dec. 25, 1992	25	vs. BYU (Aloha Bowl)	W	23-20
Aug. 28, 1993	1	vs. Florida State (Kickoff Classic, N.J.)	L	0-42
Oct. 23, 1993	14	at Oklahoma	L	25-38
Nov. 6, 1993	6	NEBRASKA	L	20-21
Nov. 13, 1993	18	at Colorado	L	14-38
Oct. 6, 1994	19	KANSAS STATE	L	13-21
Nov. 5, 1994	1	at Nebraska	L	17-45
Nov. 12, 1994	7	COLORADO	L	26-51
Oct. 7, 1995	4	at Colorado	W	40-24
Oct. 21, 1995	15	at Oklahoma	W	38-17
Oct. 28, 1995	14	at Kansas State	L	7-41
Nov. 11, 1995	1	NEBRASKA	L	3-41
Dec. 25, 1995	25	vs. UCLA (Aloha Bowl)	W	51-30
Oct. 19, 1996	9	COLORADO	L	7-20
Oct. 26, 1996	5	at Nebraska	L	7-63
Nov. 9, 1996	13	KANSAS STATE	L	12-38
Oct. 25, 1997	1	NEBRASKA	L	0-35
Nov. 8, 1997	11	at Kansas State	L	16-48
Sept. 25, 1998	25	at Missouri	L	23-41
Oct. 3, 1998	18	TEXAS A&M	L	21-24
Oct. 17, 1998	8	at Nebraska	L	0-41
Oct. 24, 1998	17	COLORADO	W	33-17
Oct. 31, 1998	4	KANSAS STATE	L	54-6
Oct. 16, 1999	13	at Texas A&M	L	17-34
Oct. 30, 1999	8	NEBRASKA	L	17-24
Sept. 30, 2000	14	at Oklahoma	L	16-34
Oct. 7, 2000	4	KANSAS STATE	L	13-52
Nov. 4, 2000	6	at Nebraska	L	17-56
Nov. 11, 2000	19	TEXAS	L	16-51

DATE	RK	OPPONENT	RESULT	SCORE
Sept. 8, 2001	14	UCLA	L	17-41
Oct. 13, 2001	3	OKLAHOMA	L	10-38
Nov. 3, 2001	2	NEBRASKA	L	7-51
Nov. 10, 2001	5	at Texas	L	0-59
Nov. 2, 2002	14	KANSAS STATE	L	0-64
Sept. 27, 2003	23	MISSOURI	W	35-14
Nov. 8, 2003	19	NEBRASKA	L	3-34
Oct. 23, 2004	2	at Oklahoma	L	10-41
Nov. 13, 2004	6	TEXAS	L	23-27
Oct. 1, 2005	13	at Texas Tech	L	17-30
Nov. 12, 2005	2	at Texas	L	14-66
Nov. 26, 2005	25	IOWA STATE (OT)	W	24-21
Sept. 30, 2006	21	at Nebraska (OT)	L	32-39
Oct. 6, 2007	24	at Kansas State	W	30-24
Nov. 24, 2007	4	vs. Missouri (K.C.)	L	28-36
Jan. 3, 2008	5	vs. Virginia Tech (Orange Bowl)	W	24-21
Sept. 12, 2008	19	at South Florida	L	34-37
Oct. 18, 2008	4	at Oklahoma	L	31-45
Oct. 25, 2008	8	TEXAS TECH	L	21-63
Nov. 15, 2008	4	TEXAS	L	7-35
Nov. 29, 2008	12	vs. Missouri (K.C.)	W	40-37
Oct. 24, 2009	25	OKLAHOMA	L	13-35
Nov. 21, 2009	3	at Texas	L	20-51
Sept. 11, 2010	15	GEORGIA TECH	W	28-25
Nov. 13, 2010	9	at Nebraska	L	3-20
Nov. 20, 2010	12	OKLA. STATE	L	14-48
Nov. 27, 2010	15	vs. Missouri (K.C.)	L	7-35
Oct. 8, 2011	6	at Oklahoma State	L	28-70
Oct. 15, 2011	3	OKLAHOMA	L	17-47
Oct. 22, 2011	12	KANSAS STATE	L	21-59
Sept. 15, 2012	16	TCU	L	6-20
Oct. 6, 2012	7	at Kansas State	L	16-56
Oct. 20, 2012	10	at Oklahoma	L	7-52
Nov. 10, 2012	25	at Texas Tech (2OT)	L	34-41
Oct. 5, 2013	20	TEXAS TECH	L	16-54
Oct. 19, 2013	18	OKLAHOMA	L	34-19
Oct. 26, 2013	6	BAYLOR	L	14-59
Nov. 9, 2013	15	at Oklahoma State	L	6-42
Oct. 11, 2014	16	OKLAHOMA STATE	L	20-27
Nov. 1, 2014	12	at Baylor	L	14-60
Nov. 15, 2014	5	TCU	L	30-34
Nov. 22, 2014	23	at Oklahoma	L	7-44
Nov. 29, 2014	11	at Kansas State	L	13-51
Oct. 10, 2015	3	BAYLOR	L	7-66
Oct. 24, 2015	14	at Oklahoma State	L	10-58
Oct. 31, 2015	14	OKLAHOMA	L	7-62
Nov. 14, 2015	15	at TCU	L	17-23
Oct. 15, 2016	11	at Baylor	L	7-49
Oct. 29, 2016	16	at Oklahoma	L	3-56
Nov. 5, 2016	14	at West Virginia	L	21-48
Oct. 21, 2017	4	at TCU	L	0-43
Nov. 18, 2017	3	OKLAHOMA	L	3-41
Nov. 25, 2017	18	at Oklahoma State	L	17-58
Sept. 29, 2018	21	OKLAHOMA STATE	L	28-48
Oct. 6, 2018	8	WEST VIRGINIA	L	22-38
Nov. 17, 2018	6	at Oklahoma	L	40-55
Oct. 5, 2019	6	OKLAHOMA	L	20-45
Nov. 2, 2019	22	KANSAS STATE	L	10-38
Nov. 16, 2019	25	at Oklahoma State	L	13-31
Nov. 30, 2019	9	BAYLOR	L	6-61
Oct. 3, 2020	17	OKLAHOMA STATE	L	7-47
Oct. 24, 2020	24	Kansas State	L	14-55
Oct. 31, 2020	23	IOWA STATE	L	22-52
Nov. 7, 2020	19	Oklahoma	L	9-62

VS. AP RANKED TEAMS

ALL-TIME

vs. AP Ranked Teams	26-177-2
vs. Top 10	9-94-2
vs. Top 5	5-52-1
vs. No. 1	1-12
at Home	15-87-2
on Road	8-85
Neutral	3-5

KU IN THE POLLS

KANSAS FOOTBALL WEEK-BY-WEEK - AP RANKINGS

YEAR	DATE	RK	OPPONENT	RESULT	SCORE
1947	Nov. 22	17	MISSOURI	W	20-14
	Nov. 29	13	at Arizona	W	54-28
	Jan. 1	13	vs. Georgia Tech*	L	14-20
1950	Nov. 11	19	OKLAHOMA	L	13-33
1951	Oct. 6	20	at Colorado	L	27-35
1952	Sept. 20	17	TCU	W	13-0
	Sept. 27	17	SANTA CLARA	W	21-9
	Oct. 4	9	COLORADO	W	21-12
	Oct. 11	9	at Iowa State	W	43-0
	Oct. 18	8	OKLAHOMA	L	20-42
	Oct. 25	15	at SMU	W	26-0
	Nov. 1	9	at Kansas State	W	26-6
	Nov. 8	7	NEBRASKA	L	13-14
	Nov. 15	19	OKLAHOMA STATE	W	12-7
	Nov. 22	18	at Missouri	L	19-20
1960	Sept. 24	7	at Kansas State	W	41-0
	Oct. 1	5	SYRACUSE	L	7-14
	Oct. 8	10	at Iowa State	W	28-14
	Oct. 15	9	OKLAHOMA	T	13-13
	Oct. 22	15	at Oklahoma State	W	14-7
	Oct. 29	19	at Iowa	L	7-21
	Nov. 5	10	NEBRASKA	W	31-0
	Nov. 12	10	COLORADO	W	34-6
	Nov. 19	11	at Missouri	W	23-7
	Sept. 23	8	at TCU	L	16-17
	Nov. 25	10	MISSOURI	L	7-10
1968	Sept. 21	12	at Illinois	W	47-7
	Sept. 28	12	INDIANA	W	38-20
	Oct. 5	8	NEW MEXICO	W	68-7
	Oct. 12	6	at Nebraska	W	23-13
	Oct. 19	4	OKLAHOMA STATE	W	49-19
	Oct. 26	3	at Iowa State	W	46-25
	Nov. 2	3	COLORADO	W	27-14
	Nov. 9	3	OKLAHOMA	L	23-27
	Nov. 16	7	at Kansas State	W	38-29
	Nov. 23	7	MISSOURI	W	21-19
	Jan. 1	6	vs. Penn State*	L	14-15
1973	Oct. 13	19	KANSAS STATE	W	25-18
	Oct. 20	18	at Nebraska	L	9-10
	Oct. 27	17	at Iowa State	W	22-20
	Nov. 3	18	OKLAHOMA STATE	T	10-10
	Nov. 10	18	COLORADO	W	17-15
	Nov. 17	20	at Oklahoma	L	20-48
	Nov. 24	17	MISSOURI	W	14-13
	Dec. 17	19	vs. N.C. State*	L	18-31
1974	Oct. 12	19	at Kansas State	W	20-13
	Oct. 19	13	NEBRASKA	L	0-56
1975	Nov. 15	17	COLORADO	L	21-24
	Dec. 26	19	vs. Pittsburgh	L	19-33
1976	Sept. 4	19	at Oregon State	W	28-16
	Sept. 18	13	KENTUCKY	W	37-16
	Oct. 2	9	WISCONSIN	W	34-24
	Oct. 9	8	at Oklahoma State	L	14-21
	Oct. 16	15	OKLAHOMA	L	10-28
1992	Sept. 24	24	CALIFORNIA	L	23-27
	Oct. 17	25	at Iowa State	W	50-47
	Oct. 24	22	OKLAHOMA	W	27-10
	Nov. 2	18	OKLAHOMA STATE	W	26-18
	Nov. 9	13	at Nebraska	L	7-49
	Nov. 16	20	COLORADO	L	18-25
	Nov. 23	22	at Missouri	L	17-22
	Dec. 25	22	vs. BYU*	W	23-20
1995	Oct. 7	24	at Colorado	W	40-24
	Oct. 14	10	IOWA STATE	W	34-7
	Oct. 21	7	at Oklahoma	W	38-17
	Oct. 28	6	at Kansas State	L	7-41
	Nov. 4	11	MISSOURI	W	42-23
	Nov. 11	10	NEBRASKA	L	3-41
	Nov. 18	15	at Oklahoma State	W	22-17
1996	Dec. 25	11	vs. UCLA*	W	51-30
	Aug. 29	25	vs. Ball State	W	35-10
	Sept. 14	24	at TCU	W	52-17
2007	Sept. 28	20	at Utah	L	42-45
	Oct. 7	20	BAYLOR	W	58-10
	Oct. 14	15	at Colorado	W	19-14

YEAR	DATE	RK	OPPONENT	RESULT	SCORE
	Oct. 21	12	at Texas A&M	W	19-11
	Oct. 28	8	NEBRASKA	W	76-39
	Nov. 4	5	at Oklahoma State	W	43-28
	Nov. 11	4	IOWA STATE	W	45-7
	Nov. 18	2	vs. Missouri	L	28-36
	Nov. 25	7	BYE		
	Dec. 2	8	vs. Virginia Tech*	W	24-21
	Dec. 9	14	FIU	W	40-10
2008	Sept. 6	14	LOUISIANA TECH	W	29-0
	Sept. 12	13	at South Florida	L	34-37
	Sept. 20	19	SAM HOUSTON ST.	W	38-14
	Sept. 27	16	BYE		
	Oct. 4	16	at Iowa State	W	35-33
	Oct. 11	16	COLORADO	W	30-14
	Oct. 18	16	at Oklahoma	L	31-45
	Oct. 25	19	TEXAS TECH	L	21-63
	Sept. 5	25	NO. COLORADO	W	49-3
	Sept. 12	24	at UTEP	W	34-7
2009	Sept. 19	22	DUKE	W	44-16
	Sept. 26	20	SO. MISSISSIPPI	W	36-28
	Oct. 3	18	BYE		
	Oct. 10	16	IOWA STATE	W	41-36
	Oct. 17	17	at Colorado	L	30-34
	Oct. 24	24	OKLAHOMA	L	13-35
	Sept. 5	25	NO. COLORADO	W	49-3
	Sept. 12	24	at UTEP	W	34-7
	Sept. 19	22	DUKE	W	44-16
	Sept. 26	20	SO. MISSISSIPPI	W	36-28

* - Denotes a Bowl Game

FINAL RANKINGS

YEAR	RANKING
1947	12 (AP)
1951	20 (UPI)
1960	11 (AP), 19 (UPI)
1961	15 (UPI)
1968	7 (AP), 6 (UPI)
1973	18 (AP), 115 (UPI)
1992	22 (AP), 22 (UPI), 23 (CNN/USA Today)
1995	9 (AP), 10 (UPI), (CNN/USA Today)
2007	7 (AP), 7 (USA Today), 8 (Harris), 8 (BCS)
50,907	2008 (seven games)
50,581	2009 (six games)
46,784	2007 (seven games)
44,850	2010 (seven games)
44,137	2006 (seven games)
43,675	2005 (six games)
42,283	2011 (six games)
42,161	1969 (five games)

HOME ATTENDANCE AVG.

50,907	2008 (seven games)
50,581	2009 (six games)
46,784	2007 (seven games)
44,850	2010 (seven games)
44,137	2006 (seven games)
43,675	2005 (six games)
42,283	2011 (six games)
42,161	1969 (five games)

COMEBACK VICTORIES

TRAIL	QTR	OPPONENT, YEAR	FINAL
28 (45-17)	4th	Colorado, 2010	52-45
26 (21-47)	3rd	at Iowa State, 1992	50-47
21 (0-21)	3rd	Colorado, 1950	27-21
20 (0-20)	2nd	at Iowa State, 2008	35-33
20 (0-20)	1st	Loyola (Calif.), 1951	34-26
19 (7-26)	2nd	Iowa State, 1953	53-33
15 (0-15)	2nd	at Oklahoma State, 1967	26-15
14 (0-14)	1st	at Oklahoma, 1995	38-17
14 (0-14)	1st	at Missouri, 1989	46-44
14 (7-21)	3rd	at Wyoming, 1963	25-21
14 (0-14)	1st	at Oklahoma State, 1962	36-17
13 (14-27)	4th	Texas Tech, 2019	37-34
13 (0-13)	1st	at Tulsa, 2002	43-33
13 (0-13)	3rd	Missouri, 1973	14-13
13 (0-13)	2nd	at Kansas State, 1956	20-15

COMEBACK TIES

TRAIL	QTR	OPPONENT, YEAR	FINAL
20 (0-20)	2nd	Nebraska, 1920	20-20
13 (0-13)	4th	at Missouri, 1958	13-13

COMEBACKS BY OPPONENT

TRAIL	QTR	OPPONENT, YEAR	FINAL
25 (30-5)	2nd	Texas Tech, 2004	30-31
20 (20-0)	1st	Texas Tech, 2011	34-45
19 (19-0)	4th	at Colorado, 1961	19-20

VICTORY MARGINS

MARGIN	SCORE	OPPONENT	YEAR
83	83-0	Washington (Mo.)	1923
80	86-6	South Dakota State	1947
72	72-0	UAB	1994
62	62-0	Southeastern La.	2007
62	62-0	St. Mary's	1912
61	68-7	New Mexico	1968
56	56-0	Iowa	1897
56	56-0	Midland	1895
55	55-0	Kansas State	1947
55	55-0	Emporia State	1909
52	55-3	Florida International	2007
52	52-0	Ball State	1992
51	57-6	Wichita State	1983

CONFERENCE VICTORY MARGINS

MARGIN	SCORE	OPPONENT	YEAR
55	55-0	Kansas State	1947
48	58-10	Baylor	2007
43	43-0	at Iowa State	1952
41	41-0	Iowa State	1991
41	41-0	at Kansas State	1960
41	55-14	at Oklahoma State	1949
40	47-7	at Kansas State	1950
39	42-3	Colorado	1980

ROAD VICTORY MARGINS

MARGIN	SCORE	OPPONENT	YEAR
48	48-0	at Washington (Mo.)	1924
46	53-7	at California	1961
46	46-0	at Arizona	1949
43	43-0	at Iowa State	1952
42	49-7	at Oregon State	1992
42	42-0	at South Dakota	1900

MARGINS OF DEFEAT

MARGIN	SCORE	OPPONENT	YEAR
70	0-70	Nebraska	1986
65	0-65	Oklahoma	1954
64	0-64	Kansas State	2002
61	10-71	Oklahoma	1987
61	3-64	Oklahoma	1986
61	0-61	Iowa Navy Pre-Flight	1942

KU BOWL SUMMARIES



1948 ORANGE BOWL

JAN. 1, 1948
MIAMI, FLA.

GEORGIA TECH 20
KANSAS 14

KANSAS	0	7	0	7	-14
GEORGIA TECH	0	7	13	0	-20

GTU – Patton 24 pass from Still (Bowen kick), 9:53 – 2
KAN – Evans 12 run (Fambrough kick), 6:30 – 2
GTU – Queen 16 pass from Still (Bowen kick), 9:08 – 3
GTU – Patton 4 pass from Still (kick failed), 1:20 – 3
KAN – Evans 12 pass from Hogan (Fambrough kick), 6:55 – 4

STATISTICS	KU	GT
First Downs	14	9
Rushing Yards	77	75
Passing Yards	158	129
Passes (Att-Comp)	19-10	19-11
Had Intercepted	1	0
Punts & Average	7-34	9-40
Fumbles Lost	1	1
Yards Penalized	37	70

GAME SUMMARY

Trailing 20-14 to Georgia Tech with the final minutes ticking away, Kansas appeared ready to upset the favored Engineers in the 14th annual Orange Bowl, only to have a lost fumble at the two-foot line dash all hopes. Georgia Tech scored first on a 24-yard pass play to take a 7-0 lead in the second quarter. Kansas answered, however, with a 65-yard drive, finished by Ray Evans' 12-yard scoring burst and the extra point by Don Fambrough.

The third quarter proved pivotal, however, as Georgia Tech scored twice to take a 20-7 lead into the final stanza. Finding it difficult to move on the ground, Tech resorted to the air. As a result, Georgia Tech's quarterback Jim Still set an Orange Bowl record for most touchdown passes and best passing percentage, a .769 mark based on 10 completions in 13 attempts.

The Jayhawks, though, were not finished. A long pass from quarterback Bill Hogan to end Bryan Sperry moved the ball to the Georgia Tech 12. Hogan then lobbed a 12-yard scoring pass to Ray Evans. Soon afterwards Dick Monroe of Kansas recovered a Georgia Tech fumble at the Tech 42. Three plays later, Hogan completed a pass to end Otto Schnellbacher, putting the ball at the 26. Evans then sliced off three yards before pitching to Schnellbacher, who was forced out at the 10. Evans bolted nine yards to the one, and it appeared Kansas was ready to upset the Engineers.

But then disaster struck. Quarterback Lynne McNutt, attempting to sneak it in for the game-tying touchdown, lost the ball and the officials ruled that Tech's Rollo Phillips recovered it. Controversy raged as to whether McNutt actually fumbled or Phillips took it away from him amidst the pileup at the goal line.



1961 BLUEBONNET BOWL

DEC. 16, 1961
HOUSTON, TEXAS

KANSAS 33
RICE 7

KANSAS	6	6	13	8	-33
RICE	7	0	0	0	-7

KAN – Coleman 1 run (kick failed), 5:05 – 1
RICE – Burrell 5 pass from Kerbow (Blume kick), 0:45 – 1
KAN – Coleman 1 run (pass failed), 1:16 – 2
KAN – McClinton 6 run (Barnes kick), 9:02 – 3
KAN – McFarland 13 run (kick failed), 2:08 – 3
KAN – McFarland 12 run (Boydston pass from Hadl), 7:40 – 4

STATISTICS	KU	Rice
First Downs	21	11
Rushes & Yards	66-293	27-58
Passing Yards	64	163
Passes (Att-Comp)	10-7	20-11
Had Intercepted	2	0
Punts & Average	3-37	6-31
Fumbles Lost	0	3
Yards Penalized	15	0

KANSAS

Rushing: Hadl 8-25, McFarland 12-60, McClinton 13-37, Coleman 18-107, Jarrett 5-23, Baughman 5-16, Wilson 4-20, Leiker 1-5
Passing: Hadl 10-7-2, 64
Receiving: Leiker 2-21, McFarland 1-14, McClinton 1-15, Boydston 1-5, Wilson 1-9, Deer 1-0

RICE

Rushing: Blume 6-26
Passing: Kerbow 16-10-0, 156

GAME SUMMARY

Sparked by a 41-yard run by quarterback John Hadl out of deep punt formation late in the first half, Kansas swept by Rice, 33-7, to claim the third annual Bluebonnet Bowl. Trailing 7-6 at the time and facing a fourth-and-six situation from the KU 40, Hadl faked the punt and raced 41 yards before being dropped at the Rice 19. Two plays later fullback Ken Coleman crashed over from the one to give the Jayhawks a 12-7 halftime lead.

The Jayhawks controlled the ball in the second half, scoring on drives of 50, 36 and 68 yards, while finishing the day with 76 offensive plays compared to only 47 for Rice. Hadl completed seven of 10 attempts for 64 yards. Coleman, voted the game's Most Outstanding Offensive Performer, finished with 107 yards rushing and two touchdowns.

The Jayhawks scored first with 5:05 remaining in the initial quarter, when Coleman went over from a yard out. It climaxed a 59-yard, nine-play drive. The extra point attempt by Bill Barnes was blocked. Rice answered that score with just 45 seconds left in the first quarter, when quarterback Randy Kerbow completed a five-yard scoring pass to flanker Johnny Burrell. The extra point was good to put the Owls on top for the one and only time. That set the stage for Hadl's heroics and the Kansas domination.



1969 ORANGE BOWL

JAN. 1, 1969
MIAMI, FLA.

PENN STATE 15
KANSAS 14

KANSAS	7	0	0	7	-14
PENN STATE	0	7	0	8	-15

KAN – Reeves 2 run (Bell kick), 3:05 – 1
PSU – Pitman 13 run (Garthwaite kick), 11:08 – 2
KAN – John Riggins 1 run (Bell kick), 12:38 – 4
PSU – Burkhart 3 run (Campbell run), 0:15 – 4

STATISTICS	KU	PSU
First Downs	16	17
Rushes & Yards	59-76	55-207
Passing Yards	165	154
Passes (Att-Comp)	18-9	23-12
Had Intercepted	1	2
Return Yardage	52	31
Punts & Average	10-38	9-38
Fumbles Lost	0	2
Penalties & Yards	2-10	1-15

KANSAS

Rushing: Riggins 18-47, Shanklin 15-20, Reeves 3-7, Jackson 1-5, Jr. Riggins 2-5, Douglass 20-(-8)
Passing: Douglass 17-9-4, 165, Shanklin 1-0-0, 0
Receiving: Mosier 5-77, Shanklin 1-42, Jackson 1-19, McGowan 1-16, Jr. Riggins 1-11

PENN STATE

Rushing: Campbell 18-101
Passing: Burkhart 23-12-2, 154
Receiving: Kwalick 6-74

GAME SUMMARY

In the never-to-be-forgotten "Twelfth Man Game," Penn State narrowly defeated Kansas, 15-14, with a second-chance two-point conversion in the waning seconds of the 35th annual Orange Bowl Classic. The Jayhawks thought they had won the game when they broke up Chuck Burkhart's conversion pass following Penn State's frantic touchdown with just 15 seconds remaining. Kansas was penalized, however, for having 12 men on the field, and the Nittany Lions received another chance — this time from only one-and-a-half yards out instead of three. On that attempt Bob Campbell's thrust at the left side of his line produced the winning margin.

Kansas, playing in its third bowl game, scored in the opening quarter when Mike Reeves capped a nine-play, 45-yard drive by ramming over from the two. Pat Hutchens set the drive in motion by intercepting a Burkhart pass.

The Jayhawks took a 14-7 lead early in the fourth quarter, when Donnie Shanklin returned a punt 46 yards to the seven to set up a touchdown by John Riggins. The Jayhawks nursed the lead for nearly 12 minutes, once missing a first down by inches at the Penn State five while driving for what would have been a wrap-up touchdown. The game still appeared to be under control when Kansas kicked to the Nittany Lions at the 50 with 1:16 remaining. But on the next play Burkhart hit Campbell with a 47-yard pass that KU defender Billy Hunt lost in the lights. It took three plays to score from the three, but Burkhart finally got across on a bootleg play around left end to set the stage for the hectic finish.

BOWL SUMMARIES

1973
LIBERTY
BOWLDEC. 17, 1973
MEMPHIS, TENN.NC STATE 31
KANSAS 18

KANSAS	0	10	0	8	-18
NC STATE	7	3	7	14	-31

NCSU – Fritz 2 run (Sewell kick), 4:09 – 1
 KAN – Miller 12 pass from Jaynes (Love kick), 14:15 – 2
 NCSU – FG Sewell 33, 4:54 – 2
 KAN – FG Love 28, 0:37 – 2
 NCSU – Fritz 8 run (Sewell kick), 9:20 – 3
 NCSU – Young 12 run (Sewell kick), 4:50 – 4
 NCSU – Henderson 31 INT return (Sewell kick), 4:03 – 4
 KAN – Miller 12 run (Adams pass from Jaynes), 0:34 – 4

STATISTICS	KU	NCST
First Downs	24	17
Rushes & Yards	31-130	56-188
Passing Yardage	218	86
Passes (Att-Comp)	38-24	14-7
Had Intercepted	2	1
Return Yardage	7	44
Punts & Average	2-37	1-38
Fumbles Lost	1	0
Penalties & Yards	4-37	3-35

KANSAS

Rushing: Miller 15-104, Williams 10-26, Jaynes 6-0
 Passing: Jaynes 38-24-2, 218
 Receiving: Adams 8-73, Edwards 4-38, Williams 4-31, Miller 4-19,
 Hosack 1-20, Saathoff 1-17, Ross 1-14, Smith 1-6

NC STATE

Rushing: Fritts 18-83
 Passing: Shaw 8-5-1, 71
 Receiving: Gargano 4-48

GAME SUMMARY

Playing in a bowl game for the fourth time in its history, Kansas was upset by North Carolina State, 31-18, in the 15th annual Liberty Bowl. The Jayhawks fell after a controversial decision by an official in the third quarter, which was followed by three unanswered N.C. State touchdowns.

The play in question came early in the third quarter with the score tied, 10-10. N.C. State punted to KU's Bruce Adams at the 19. In heavy traffic Adams called for a fair catch, but fell to the ground as the ball glanced off him. N.C. State's Ralph Stringer fell on the ball and the Wolfpack scored two plays later. Adams argued with officials that he was tripped on the fair catch, but the officials refused to change their ruling.

The Wolfpack scored twice more before the Jayhawks' offense responded with a late fourth quarter scoring drive of its own.

David Jaynes, KU's All-American quarterback playing his last game for the Jayhawks, finished the game with 24 completions in 38 attempts for 218 yards. All of those figures represented Liberty Bowl records, and for his efforts Jaynes was named the game's Outstanding Offensive Performer.

1975
SUN
BOWLDEC. 26, 1975
EL PASO, TEXASPITTSBURGH 33
KANSAS 19

KANSAS	0	0	7	12	-19
PITTSBURGH	7	12	0	14	-33

PITT – Walker 60 run (Long kick), 2:11 – 1
 PITT – Dorsett 8 run (kick failed), 14:42 – 2
 PITT – Dorsett 2 run (run failed), 0:26 – 2
 KAN – Smith 55 run (Swift kick), 4:32 – 3
 PITT – Walker 2 run (Long kick), 12:49 – 4
 KAN – Smith 17 run (kick failed), 6:11 – 4
 PITT – Jones 7 pass from Haygood (Long kick), 3:15 – 4
 KAN – Sharp 38 pass from McMichael (run failed), 2:02 – 4

STATISTICS	KU	PITT
First Downs	19	16
Rushes & Yards	67-342	53-372
Passing Yardage	76	60
Passes (Att-Comp)	14-4	13-8
Had Intercepted	1	2
Return Yardage	3	4
Punts & Average	5-37	5-35
Fumbles Lost	2	0
Penalties & Yards	5-25	10-95

KANSAS

Rushing: Smith 16-118, Cromwell 24-99, Banks 13-64, Sharp 3-21, Wright 4-19, McMichael 1-8, Campfield 5-8, McCamy 1-5
 Passing: McMichael 8-4-0, 76, Cromwell 6-0-1, 0
 Receiving: Sharp 1-38, Fender 1-16, McCamy 1-14, Smith 1-8

PITTSBURGH

Rushing: Tony Dorsett 27-142, Elliott Walker 11-123, Robert Haygood 14-101
 Passing: Haygood 13-8-1, 60

GAME SUMMARY

Playing in its fifth bowl game ever and second in three years, Kansas dropped a 33-19 decision to Pittsburgh in the 41st annual Sun Bowl. Behind three 100-plus yard rushing performances by All-American halfback Tony Dorsett (142), fullback Elliott Walker (123) and quarterback Robert Haygood (101), the Panthers built a 19-0 halftime lead and made that lead hold up in the second half to claim the triumph.

The Jayhawks did score first in the second half, giving some hope of a comeback. Halfback Laverne Smith, who finished the day with 118 yards rushing, dazzled the Panther defense with a 55-yard burst up the middle with 4:32 remaining in the third quarter. That made it 19-7, but with 12:49 remaining in the game Walker scored again for Pittsburgh, this time from two yards out, to erase all hopes of a KU comeback.

Smith later added a 17-yard touchdown run, which was followed by a 38-yard scoring pass from quarterback Scott McMichael to halfback Skip Sharp to close out the Kansas scoring. Nearly 4,000 KU faithful made the trip to El Paso to help comprise the record turnout of 30,272.

1981
HALL OF FAME
BOWLDEC. 31, 1981
BIRMINGHAM, ALA.MISSISSIPPI ST. 10
KANSAS 0

KANSAS	0	0	0	0	-0
MISSISSIPPI ST	7	3	0	0	-10

MSU – Bond 17 run (Morgan kick), 14:48 – 1
 MSU – Moore 14 FG, 10:55 – 2

STATISTICS	KU	MSU
First Downs	14	12
Rushes & Yards	40-106	53-250
Passing Yardage	171	51
Passes (Att-Comp)	31-15	16-5
Had Intercepted	2	0
Return Yardage	19	35
Punts & Average	9-45	9-44
Fumbles & Lost	1-1	5-1
Penalties & Yards	7-82	10-65

KANSAS

Rushing: Jones 7-20, Taylor 20-61, Smith 7-(-9), Frederick 5-(-35), Green 1-(-2)
 Passing: Smith 22-8-2, 61, Frederick 9-7-0, 110
 Receiving: Taylor 7-41, Bastin 2-20, Capers 2-57, Johnson 3-34, Jones 1-19
 Tackles: McNorton 16, Toburen 10, Foote 7, Wagoner 6

MISSISSIPPI STATE

Rushing: Bond 17-90
 Passing: Bond 16-5-0, 51
 Receiving: Haddix 2-16

GAME SUMMARY

It will be remembered by Jayhawk fans as the 12-second game. Playing in its first postseason game in six years, Kansas players, coaches and fans watched as a nightmare unfolded before their eyes. KU's Darren Green took the opening kickoff and returned it 15 yards before colliding with a teammate. The result was a turnover and Mississippi State's ball on the KU 17. On the ensuing play, MSU quarterback John Bond rolled right on an option play, turned up field and went unscathed into the end zone for the first and last TD of the day. A mere dozen ticks of the clock had gone by and already KU was trailing, 7-0.

Following the quick score the Jayhawk defense stiffened, however, allowing just a field goal for the remainder of the game.

The offense was a different story. The Jayhawks' only real scoring threat was nullified by a strange penalty. With a little under five minutes left in the game, KU's Bucky Scribner punted from deep in KU territory; the Bulldogs' Cookie Jackson fumbled and Kansas recovered on the MSU 22. However, a flag had been thrown; the Jayhawks were called for clipping. Rather than moving the ball back 15 yards to the Bulldog 37, the officials decided the clip had occurred during the punt, and assessed the penalty from the line of scrimmage. Kansas had to punt again from its own 11.

BOWL SUMMARIES

1992
ALOHA
BOWLDEC. 25, 1992
HONOLULU, HAWAIIKANSAS 23
BYU 20

KANSAS	9	3	0	11	-23
BRIGHAM YOUNG	7	7	6	0	-20

BYU – Heimuli 94 kickoff return (Lauder kick)
 KAN – Harris 74 pass from Gay (Eichloff kick)
 KAN – Safety, Willis tackled in the end zone
 BYU – Willis 29 run (Lauder kick)
 KAN – FG Eichloff 42
 BYU – Sterling 10 pass from Young (conversion failed)
 KAN – Hilleary 1 run (Hilleary run)
 KAN – FG Eichloff 48

STATISTICS	KU	BYU
First Downs	18	19
Rushes & Yards	49-172	32-142
Passing Yardage	200	262
Passes (Att-Comp)	12-24	15-31
Had Intercepted	0	1
Return Yardage	12	18
Punts & Average	8-48.3	4-48.3
Fumbles & Lost	0-0	1-0
Penalties & Yards	7-55	7-73

KANSAS

Rushing: Douglas 18-68, White 8-37, Levine 6-26, Hilleary 14-23, Cozzens 2-12, Powell 1-6
 Passing: Hilleary 23-11-0, 126, Gay 1-1-0, 74
 Receiving: R. Harris 4-142, Licursi 3-17, White 2-15, Fette 1-16, Powell 1-6, Cozzens 1-4

BYU

Rushing: Willis 11-52
 Passing: Young 31-15-1, 262
 Receiving: Daman 4-99

GAME SUMMARY

Playing in its first bowl game in 11 years, Kansas surrendered a kickoff return touchdown to Brigham Young on the first play of the game. Just two plays later, KU answered right back as receiver Matt Gay caught a lateral from quarterback Chip Hilleary and then hit a wide-open Rodney Harris for a 74-yard touchdown pass.

KU defensive lineman Chris Maumalanga tackled BYU's Jamal Willis for a safety and a 9-7 lead. The Kansas defensive line had a strong day as senior Dana Stubblefield led the Jayhawks with three sacks, three hurries and one tackle for loss. For his efforts, Stubblefield was named the game's Most Valuable Player.

Willis soon gained revenge with a 29-yard touchdown romp with 10:16 left to play in the half. Following his score, BYU led, 14-9, but Jayhawk kicker Dan Eichloff hammered a 41-yard field goal that capped the first-half scoring at 14-12.

BYU carried a 20-12 lead into the final quarter. Hilleary then scored on a one-yard run and capped it with a two-point conversion that tied the game at 20. On the following drive, the Jayhawk defense stopped the Cougars on three straight plays and BYU was forced to punt. Hilleary then led the Jayhawks on a drive that lasted nearly seven minutes and resulted in Eichloff's 48-yard field goal, giving Kansas the lead.

BYU mounted a drive late in the game, but senior safety Charley Bowen secured the Jayhawks' first bowl win in 31 years by picking off Young's pass at the Kansas 29-yard line with 2:11 to play.

1995
ALOHA
BOWLDEC. 25, 1995
HONOLULU, HAWAIIKANSAS 51
UCLA 30

KANSAS	7	10	20	14	-51
UCLA	0	0	7	23	-30

KAN – Moore 9 pass from Williams (McCord kick), 9:36 – 1
 KAN – Henley 49 run (McCord kick), 13:33 – 2
 KAN – FG McCord, 1:29 – 2
 KAN – Henley 2 run, 11:17 – 3
 UCLA – Melsby 8 pass from McNown (Merten kick), 7:40 – 3
 KAN – Byrd 77 pass from Williams (McCord kick), 6:35 – 3
 KAN – Carter 27 pass from Williams (McCord kick), 3:14 – 3
 UCLA – Jordan 8 pass from McNown (Merten kick), 13:44 – 4
 UCLA – Abdul-Jabbar 5 run (Melsby from Merten), 12:43 – 4
 KAN – Williams 6 run (McCord kick), 4:30 – 4
 UCLA – Melsby 7 pass from McNown (run Jabbar), 3:07 – 4
 KAN – Vann 67 run (McCord kick), 2:05 – 4

STATISTICS	KU	UCLA
First Downs	21	21
Rushes & Yards	43-277	45-286
Passing Yardage	292	136
Passes (Att-Comp)	28-19	38-15
Had Intercepted	1	0
Return Yardage	05	170
Punts & Average	2-48.0	4-44.8
Fumbles & Lost	0-0	1-1
Penalties & Yards	4-32	6-37

KANSAS

Rushing: Henley 13-107, Vann 5-78, Williams 11-48, Levine 11-22, A. Smith 2-4, Galbreath 1-(-3)
 Passing: Williams 27-18-1, 288, Rutz 1-1-0, 4
 Receiving: Byrd 4-116, Henley 3-41, A. Smith 3-22, Moore 2-19, Carter 2-32, Friday 2-32, Foy 1-4, Vann 1-7, Levine 1-19

UCLA

Rushing: Abdul-Jabbar 26-157
 Passing: McNown 34-13-3, 121
 Receiving: Helsby 5-35

GAME SUMMARY

Preparing for its second bowl game in four seasons and its eighth in school history, the Jayhawks set several bowl records in running over the favored UCLA Bruins to win their second-straight postseason game.

Kansas struck first and often in taking a 17-0 lead into halftime. Senior quarterback Mark Williams capped an 11-play, 72-yard drive with a nine-yard pass to tight end Jim Moore for the touchdown. On its first drive of the second quarter junior running back June Henley outran the Bruin defenders for a touchdown. Henley carried the ball 13 times for 107 yards on the afternoon. Jeff McCord booted a 27-yard field goal late in the second quarter to give the Jayhawks a 17-0 lead at halftime.

In the third quarter KU's Ashaundai Smith returned a punt 43 yards and five plays later Williams found Andre Carter open in the left corner of the end zone for a score. Carter's first career TD gave Kansas a 37-7 lead late in the third quarter.

Williams finished the day 18-for-27 passing for 288 yards and three touchdowns. He also had 11 carries for 48 yards, including a fourth-quarter touchdown run. Following the game he was named Kansas' Most Valuable Player of the game. When the final gun sounded, the Jayhawks had set a bowl record for most points scored by a team with their 51-30 victory.

2003
MAZDA TANGERINE
BOWLDEC. 22, 2003
ORLANDO, FLA.NC STATE 56
KANSAS 26

KANSAS	7	3	10	6	-26
NC STATE	21	7	14	14	-56

NCSU – Washington 45 pass from Rivers (Kiker kick), 13:58 – 1
 KU – Gordon 23 pass from Whittemore (Brooks kick), 10:41 – 1
 NCSU – Washington 14 pass from Rivers (Kiker kick), 8:43 – 1
 NCSU – McClendon 1 run (Kiker kick), 1:23 – 1
 KU – Brooks 28 yard field goal, 4:01 – 2
 NCSU – McClendon 3 pass from Rivers (Kiker kick), :45 – 2
 KU – Green 11 pass from Whittemore (Brooks kick), 10:45 – 3
 NCSU – Clark 40 pass from Rivers (Kiker kick), 7:24 – 3
 NCSU – Davis 10 run (Kiker kick), 6:03 – 3
 KU – Beck 39 yard field goal, 3:42 – 3
 KU – Whittemore 9 run (Whittemore pass failed) 14:18 – 4
 NCSU – Cotchery 21 pass from Rivers (Kiker kick), 12:57 – 4
 NCSU – McClendon 26 run (Kiker kick), 10:06 – 4

STATISTICS	KU	NCST
First Downs	28	34
Rushes & Yards	40-220	22-172
Passing Yardage	243	481
Passes (Att-Comp)	42-20	46-38
Had Intercepted	2	0
Return Yardage	86	0
Punts & Average	4-30.8	1-53.0
Fumbles & Lost	0-0	0-0
Penalties & Yards	9-75	9-86

KANSAS

Rushing: Green 14-87, Whittemore 17-84, Gordon 3-36, Simmons 1-9, Randle 5-4
 Passing: Whittemore 20-41-2, 243, Green 0-1-0, 0
 Receiving: Rideau 9-109, Gordon 4-73, Green 3-30, M. Johnson 2-21, Anderson 1-12, Simmons 1-(-2)

NC STATE

Rushing: McLendon 7-72
 Passing: Rivers 37-45-0, 475
 Receiving: Cotchery 13-171

GAME SUMMARY

Kansas, playing in its first bowl game since 1995, fell to the North Carolina State Wolfpack, 56-26, in the Mazda Tangerine Bowl in Orlando, Fla.

N.C. State opened the scoring with a three-play, 64-yard drive which took just 1:02, capped by a 45-yard touchdown pass from Tangerine Bowl MVP Philip Rivers to Richard Washington.


The Jayhawks answered with 10:41 left in the first quarter, as senior quarterback Bill Whittemore found freshman wide receiver Charles Gordon in the end zone on a 23-yard pass play.

KU scored again with 4:01 remaining in the half, capping off a 10-play, 66-yard drive with a 28-yard field goal by Jerod Brooks to make the score 21-10. But NCSU closed out the first-half scoring with a three-yard touchdown pass from Rivers to McLendon to make the score 28-10 at the break.

The Jayhawks opened the scoring in the second half, marching down the field on a nine-play, 79-yard drive that culminated with an 11-yard touchdown pass from Whittemore to sophomore running back Clark Green. N.C. State answered right back with two straight scores to take a 42-17 lead.

A nine-yard Whittemore rush for a score made the score 42-26 with 14:18 left in the game. But that's as close as KU would get. Brandon Rideau led the Jayhawk receivers with a KU-bowl record nine catches for 109 yards.

BOWL SUMMARIES

2005
FORT WORTH
BOWLDEC. 23, 2005
FORT WORTH, TEXASKANSAS 42
HOUSTON 13

KANSAS	7	7	14	14	-42
HOUSTON	0	10	3	0	-13

KU – Murph 85 punt return (Webb kick), 10:26 – 1
UH – Bell 32 yard field goal, 14:22 – 2
KU – Cornish 13 pass from Swanson (Webb kick), 12:49 – 2
UH – Kolb 1 run (Bell kick), 00:57 – 2
KU – Cornish 30 pass from Swanson (Webb kick), 12:43 – 3
UH – Lawrence 44 yard field goal, 8:29 – 3
KU – Simmons 32 pass from Swanson (Webb kick), 4:57 – 3
KU – Keith 14 int return (Webb kick), 12:23 – 4
KU – Murph 48 pass from Swanson (Webb kick), 9:08 – 4

STATISTICS	KU	UH
First Downs	29	15
Rushes & Yards	39-198	24-30
Passing Yardage	340	214
Passes (Att-Comp)	32-21	44-20
Had Intercepted	0	3
Return Yardage	45	0
Punts & Average	2-43.0	7-44.9
Fumbles & Lost	1-1	1-0
Penalties & Yards	14-138	4-54

KANSAS

Rushing: Cornish 16-101, McAnderson 7-41, Swanson 7-33, C. Green 9-23
Passing: Swanson 29-19-0, 307, Luke 3-2-0, 33
Receiving: Gordon 6-86, Simmons 5-77, Murph 4-78, Cornish 2-43, Henry 2-33, Fine 2-23

HOUSTON

Rushing: Battle 3-8
Passing: Kolb 43-20-3, 214
Receiving: Avery 5-71

GAME SUMMARY

Kansas closed out the 2005 season with a 42-13 victory over Houston in the Fort Worth Bowl at Amon G. Carter Stadium. The win gave the Jayhawks their first bowl victory since the 1995 Aloha Bowl and the most wins (seven) in a decade.

Junior Brian Murph put Kansas on the board early when he returned a Houston punt 85 yards for a touchdown.

Houston scored its first points of the game in the second quarter when freshman Ben Bell kicked a 32-yard field goal. Kansas made it 14-3 on the ensuing possession with a five-play, 60-yard drive that resulted in a 13-yard touchdown shovel pass from senior Jason Swanson to junior Jon Cornish.

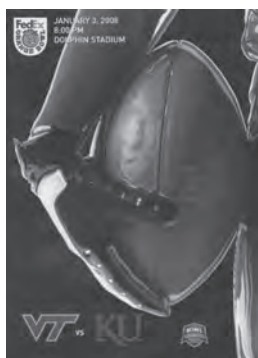
The Cougars capped a 42-yard, seven-play drive with a touchdown when junior Kevin Kolb scored on a one-yard keeper with 57 seconds remaining in the half. KU headed into the break leading 14-10.

The KU defense struck early in the second half when senior Theo Baines intercepted a Kolb pass and ran it 16 yards to KU's 30-yard line. Two plays later, Cornish took another shovel pass from Swanson 30 yards for his second touchdown of the day making it 21-10 in favor of the Jayhawks.

On KU's next possession, Swanson connected with senior Mark Simmons on a 32-yard pass to cap an 80-yard, 3:32 scoring drive. The touchdown gave KU a 28-13 lead with 4:57 left in the third quarter.

KU pulled away scoring twice following interceptions by Charlton Keith and Baines.

Swanson threw for four touchdowns and had 19 completions on 29 attempts for 307 yards and was named KU's 2005 Fort Worth Bowl Most Valuable Player.

2008
FEDEX ORANGE
BOWLJAN. 3, 2008
MIAMI, FLA.KANSAS 24
VIRGINIA TECH 21

KANSAS	7	10	0	7	-24
VIRGINIA TECH	0	7	7	7	-21

KU – 1st (5:15) – Talib, 60 interception return (Webb kick)
KU – 2nd (12:00) – Webb, 32 FG
KU – 2nd (7:03) – Henry, 13 pass from Reesing (Webb kick)
VT – 2nd (1:24) – Ore, 1 run (Dunlevy kick)
VT – 3rd (11:35) – Harper, 84 punt return (Dunlevy kick)
KU – 4th (10:57) – Reesing, 2 run (Webb kick)
VT – 4th (3:00) – Harper, 20 pass (Dunlevy kick)

STATISTICS	KU	VT
First Downs	19	20
Rushes & Yards	36-95	42-135
Passing Yardage	249	171
Passes (Att-Comp)	38-21	31-14
Had Intercepted	1	3
Return Yardage	4-64	7-222
Punts & Average	5-50.0	5-38.6
Fumbles & Lost	1-0	0-0
Penalties & Yards	5-70	4-27

KANSAS

Rushing: McAnderson 15-75, Sharp 9-33, Team 1-(-1), Reesing 10-(-6), Talib 1-(-6)
Passing: Reesing 37-20-1, 227
Receiving: Fields 7-101, Sharp 4-30, Meier 2-24, Briscoe 2-20, Henry 2-20, Fine 2-14, Brown 1-22, McAnderson 1-18
Interceptions: Talib 1-60, Thornton 1-30, Harris 1-0

VIRGINIA TECH

Rushing: Ore 23-116
Passing: Glennon 28-13-2, 160
Receiving: Harper 4-64

GAME SUMMARY

Playing in its first BCS game, No. 8 Kansas earned a 24-21 victory over No. 3 Virginia Tech in the 2008 Orange Bowl championship. Sophomore QB Todd Reesing threw a touchdown pass and ran for another, while Orange Bowl MVP Aqib Talib returned an interception 60 yards for a TD to lead KU.

The Jayhawk defense and special teams were the story of the game. The Jayhawks matched a KU bowl game record with three INTs, while five different Jayhawks collected quarterback sacks. Of the three interceptions, none was bigger than Talib's first-quarter pick that gave Kansas a 7-0 advantage.


With 12 minutes remaining in the first half, senior place kicker Scott Webb stretched KU's lead to 10-0 with a 32-yard field goal, capitalizing on a Chris Harris interception.

KU increased its lead to 17-0 when Reesing led the Jayhawks on a 10-play, 59-yard drive that he culminated with a 13-yard strike to Marcus Henry. Virginia Tech answered that touchdown with a one-yard plunge by Brandon Ore with 1:24 to go in the half.

The Hokies cut the lead to 17-14 on an 86-yard punt return by Justin Harper early in the second half. Tech threatened again in the third quarter, but KU held onto its lead when junior Joe Mortensen blocked a 25-yard field goal attempt with 6:41 to go in the quarter.

Following a Justin Thornton pick-off deep in Tech territory, Reesing stretched the KU lead to 24-14 with a two-yard bootleg run.

But Virginia Tech was not done. With 5:51 to go, the Hokies held Kansas on a fourth-down try from the Tech 23. They then marched the ball 77 yards on 14 plays, drawing to within three with three minutes remaining. The Hokies tried an onside kick, but KU's Raimond Pendleton recovered the ball. From there, the Jayhawks ran out the clock.

2008
INSIGHT
BOWLDEC. 31, 2008
TEMPE, ARIZ.KANSAS 42
MINNESOTA 21

KANSAS	14	14	7	7	-42
MINNESOTA	14	0	0	7	-21

KU – 1st (14:49) Briscoe, 80 pass from Reesing (Branstetter kick)
UM – 1st (13:18) – Hoese, 1 run (Monroe kick)
UM – 1st (4:48) – Hoese, 2 run (Monroe kick)
KU – 1st (0:12) – Meier, 4 pass from Reesing (Branstetter kick)
KU – 2nd (8:49) – Briscoe, 6 pass from Reesing (Branstetter kick)
KU – 2nd (1:07) – Wilson, 4 pass from Reesing (Branstetter kick)
KU – 3rd (8:03) – Briscoe, 32 pass from Meier (Branstetter kick)
UM – 4th (13:01) – Decker, 6 pass from Weber (Monroe kick)
KU – 4th (1:33) – Sharp, 2 run (Branstetter kick)

STATISTICS	KU	UM
First Downs	26	20
Rushes & Yards	29-101	38-80
Passing Yards	345	251
Passes (Att-Comp)	28-36	20-35
Had Intercepted	1	0
Return Yardage	9-470	5-254
Punts & Average	4-47.5	5-41.0
Fumbles & Lost	0-0	1-1
Penalties & Yards	4-33	7-41

KANSAS

Rushing: Sharp 16-64, Reesing 12-38
Passing: Reesing 27-35-1, 313, Meier 1-1-0, 32
Receiving: Briscoe 14-201, Meier 10-113, Wilson 2-17, Biere 1-9, Fields 1-5

MINNESOTA

Rushing: Weber 12-31
Passing: Weber 19-34-0, 176
Receiving: Decker 8-149

GAME SUMMARY

Todd Reesing completed 27-of-35 passes for 313 yards and four touchdowns, while Dezmon Briscoe set Insight Bowl records for receptions (14) and TD catches (three), to lead the Jayhawks to a 42-21 victory over Minnesota in the 20th Insight Bowl. The win gave the Jayhawks their third-straight bowl.

On defense KU's trio of senior linebackers shined. Mike Rivera matched a career high with 14 tackles, while Joe Mortensen also tied his career best with 13 stops. James Holt added eight tackles, with four for loss, including three sacks.

Briscoe was named the game's offensive MVP, while Holt was tabbed the game's top defender.

Kansas struck first, scoring on a 60-yard pass play from Reesing to Briscoe on the game's opening play from scrimmage. Minnesota responded on its first possession, however, converting on a 75-yard pass on their opening play to set up a quick score.

Trailing 14-7, in the first quarter, Kansas scored the game's next 28 points to take a 35-14 lead in the third period.

The Jayhawks scored on four of their first five possessions while shutting Minnesota down after the Gophers scored the first two times they had the ball. Reesing was nearly flawless in the first half, throwing four touchdown passes and at one point completing a school-record 14 straight passes. He finished the first 30 minutes hitting 19-of-23 passes for 221 yards and the four scores.

KU scored in the third quarter on a 32-yard pass from Meier to Briscoe and then closed out the game's scoring with a two-yard rushing TD from Jake Sharp.

BOWL GAME RECORDS

KANSAS RECORDS

FIRST DOWNS

29 vs. Houston 2005 Fort Worth Bowl

RUSHING ATTEMPTS

67 vs. Pittsburgh 1975 Sun Bowl

RUSHING YARDS

342 vs. Pittsburgh 1975 Sun Bowl

PASS ATTEMPTS

42 vs. North Carolina State 2003 Tangerine Bowl

PASS COMPLETIONS

28 vs. Minnesota 2008 Insight Bowl

PASSING YARDS

345 vs. Minnesota 2008 Insight Bowl

TOUCHDOWN PASSES

5 vs. Minnesota 2008 Insight Bowl

TOTAL OFFENSE PLAYS

91 (67 rush, 14 pass) vs. Pittsburgh 1975 Sun Bowl

TOTAL OFFENSE YARDS

548 vs. UCLA 1995 Aloha Bowl

TOUCHDOWNS

7 vs. UCLA 1995 Aloha Bowl

POINTS SCORED

51 vs. UCLA 1995 Aloha Bowl

COMBINED POINTS

82 vs. North Carolina State 2003 Tangerine Bowl

FEWEST POINTS ALLOWED

7 by Rice 1961 Bluebonnet Bowl

MOST INTERCEPTIONS

3 vs. Virginia Tech 2008 Orange Bowl

3 vs. Houston 2005 Fort Worth Bowl

OPPONENT RECORDS

FIRST DOWNS

34 by North Carolina State 2003 Tangerine Bowl

FEWEST FIRST DOWNS

9 by Georgia Tech 1948 Orange Bowl

RUSHING ATTEMPTS

56 by North Carolina State 1973 Liberty Bowl

RUSHING YARDS

372 by Pittsburgh 1975 Sun Bowl

FEWEST RUSHING YARDS

30 by Houston 2005 Fort Worth Bowl

PASS ATTEMPTS

46 by North Carolina State 2003 Tangerine Bowl

PASS COMPLETIONS

38 by North Carolina State 2003 Tangerine Bowl

INTERCEPTIONS THROWN

3 by Virginia Tech 2008 Orange Bowl

3 by Houston 2005 Fort Worth Bowl

PASSING YARDS

481 by North Carolina State 2003 Tangerine Bowl

FEWEST PASSING YARDS

60 by Pittsburgh 1975 Sun Bowl

TOUCHDOWN PASSES

5 by North Carolina State 2003 Tangerine Bowl

TOTAL OFFENSE PLAYS

83 by UCLA 1995 Aloha Bowl

TOTAL OFFENSE YARDS

653 by North Carolina State 2003 Tangerine Bowl

FEWEST TOTAL OFFENSE YARDS

205 by Georgia Tech 1948 Orange Bowl

TOUCHDOWNS

8 by North Carolina State 2003 Tangerine Bowl

POINTS SCORED

56 by North Carolina State 2003 Tangerine Bowl

FEWEST POINTS SCORED

7 by Rice 1961 Bluebonnet Bowl

INDIVIDUAL RECORDS

RUSHING ATTEMPTS

24 by Nolan Cromwell vs. Pittsburgh 1975 Sun Bowl

RUSHING YARDS

118 by Laverne Smith vs. Pittsburgh 1975 Sun Bowl

LONGEST RUN

67 by Eric Vann vs. UCLA 1995 Aloha Bowl

PASS ATTEMPTS

41 by Bill Whittemore vs. North Carolina State 2003 Tangerine Bowl

PASS COMPLETIONS

27 by Todd Reesing vs. Minnesota 2008 Insight Bowl

PASSING YARDS

313 by Todd Reesing vs. Minnesota 2008 Insight Bowl

TOUCHDOWN PASSES

4 by Todd Reesing vs. Minnesota 2008 Insight Bowl

4 by Jason Swanson vs. Houston 2005 Fort Worth Bowl

CONSECUTIVE PASSES COMPLETED

14 by Todd Reesing vs. Minnesota 2008 Insight Bowl

LONGEST PASS

77 by Mark Williams to Isaac Byrd vs. UCLA 995 Aloha Bowl

RECEPTIONS

14 by Dezmon Briscoe vs. Minnesota 2008 Insight Bowl

RECEIVING YARDS

201 by Dezmon Briscoe vs. Minnesota 2008 Insight Bowl

TOTAL OFFENSE YARDS

351 by Todd Reesing vs. Minnesota 2008 Insight Bowl

PUNTS

9 by Bucky Scribner vs. Mississippi State 1981 Hall of Fame Bowl

PUNTING YARDS

407 by Bucky Scribner vs. Mississippi State 1981 Hall of Fame Bowl

PUNTING AVERAGE

48.3 by Dan Eichloff vs. Brigham Young 1992 Aloha Bowl

LONGEST PUNT

63 by Bucky Scribner vs. Mississippi State 1981 Hall of Fame Bowl

MOST INTERCEPTIONS

1 by several

LONGEST INTERCEPTION RETURN

60 by Aqib Talib vs. Virginia Tech 2008 Orange Bowl

PUNT RETURNS

4 by Charles Gordon vs. Houston 2005 Fort Worth Bowl

PUNT RETURN YARDS

85 by Brian Murph vs. Houston 2005 Fort Worth Bowl

LONGEST PUNT RETURN

85 by Brian Murph vs. Houston 2005 Fort Worth Bowl

LONGEST KICKOFF RETURN

54 by Maurice Douglas vs. Brigham Young 1992 Aloha Bowl

FIELD GOALS

2 by Dan Eichloff vs. Brigham Young 1992 Aloha Bowl

LONGEST SCORING RUN

67 by Eric Vann vs. UCLA 1995 Aloha Bowl

LONGEST SCORING PASS

77 by Isaac Byrd vs. UCLA 1995 Aloha Bowl

LONGEST FIELD GOAL

48 by Dan Eichloff vs. Brigham Young 1992 Aloha Bowl

MOST POINTS SCORED

18 by Dezmon Briscoe vs. Minnesota 2008 Insight Bowl

KANSAS BOWL BESTS

INDIVIDUAL TOP FIVE

RUSHING YARDS

1.	16-118	Laverne Smith	vs. Pittsburgh	1975 Sun
2.	13-107	June Henley	vs. UCLA	1995 Aloha
3.	18-107	Ken Coleman	vs. Rice	1961 Bluebonnet
4.	15-104	Robert Miller	vs. NC State	1973 Liberty
5.	16-101	Jon Cornish	vs. Houston	2005 Fort Worth

PASSING YARDS

1.	313 (27-of-35)	Todd Reesing	vs. Minnesota	2008 Insight
2.	307 (19-of-29)	Jason Swanson	vs. Houston	2005 Fort Worth
3.	288 (18-of-27)	Mark Williams	vs. UCLA	1995 Aloha
4.	243 (20-of-44)	Bill Whittemore	vs. NC State	2003 Tangerine
5.	227 (20-of-37)	Todd Reesing	vs. Virginia Tech	2008 Orange

RECEIVING YARDS

1.	14-201	Dezmon Briscoe	vs. Minnesota	2008 Insight
2.	4-142	Rodney Harris	vs. Brigham Young	1992 Aloha
3.	4-116	Isaac Byrd	vs. UCLA	1995 Aloha
4.	10-113	Kerry Meier	vs. Minnesota	2008 Insight
5.	9-109	Brandon Rideau	vs. NC State	2003 Tangerine

TEAM TOP FIVE

RUSHING OFFENSE

1.	342	vs. Pittsburgh	1975 Sun
2.	293	vs. Rice	1961 Bluebonnet
3.	277	vs. UCLA	1995 Aloha
4.	220	vs. NC State	2003 Tangerine
5.	198	vs. Houston	2005 Fort Worth

PASSING OFFENSE

1.	345	vs. Minnesota	2008 Insight
2.	340	vs. Houston	2005 Fort Worth
3.	292	vs. UCLA	1995 Aloha
4.	249	vs. Virginia Tech	2008 Orange
5.	243	vs. North Carolina State	2003 Tangerine

TOTAL OFFENSE

1.	569	vs. UCLA	1995 Aloha
2.	538	vs. Houston	2005 Fort Worth
3.	463	vs. NC State	003 Tangerine
4.	446	vs. Minnesota	2008 Insight
5.	418	vs. Pittsburgh	1975 Sun

RUSHING DEFENSE

1.	30	vs. Houston	2005 Fort Worth
2.	58	vs. Rice	1961 Bluebonnet
3.	75	vs. Georgia Tech	1948 Orange
4.	135	vs. Virginia Tech	2008 Orange
5.	142	vs. Brigham Young	1992 Aloha

PASSING DEFENSE

1.	51	vs. Mississippi State	1981 Hall of Fame
2.	60	vs. Pittsburgh	1975 Sun
3.	86	vs. NC State	1973 Liberty
4.	129	vs. Georgia Tech	1948 Orange
5.	136	vs. UCLA	1995 Aloha

TOTAL DEFENSE

1.	204	vs. Georgia Tech	1948 Orange
2.	221	vs. Rice	1961 Bluebonnet
3.	244	vs. Houston	2005 Fort Worth
4.	274	vs. NC State	1973 Liberty
5.	301	vs. Mississippi State	1981 Hall of Fame

ALL-TIME LETTERMEN

A

Abdul-Rahim, Muhammad	DB	1998-99
Abernethy, Richard	LB	1965-66, 68
Ackerman, Carl	G/T	1902-04
Adams, Gary	S	1970-72
Adams, James (Bruce)	FL	1972-74
Adams, Kenneth	QB	1942
Adams, Terry	DE	1973
Adeniji, Hakeem (Capt.)	OL	2016-19
Admirer, Dylan	OL	2012
Agee, John	T	1943
Agostinho, Keba	DE	2010-13
Ahlborn, Karl	G	1905
Ahrens, Henry	T/C	1940
Aikins, David	E/C	1968-69
Akers, John	E	1927
Albert, Duane	S	1975
Aldridge, Tywanne	DB	1998
Alexander, Carky	LB/DE	1980, 82-83
Alexander, Jay	QB	1998
Alexander, Marky	LB/DE	1980, 82-83
Alford, Joseph	HB	1902-03
Algee, John	FB	1977-78
Algie, John	E	1899-1900, 1902
Allen, Greg	CB/S	2014-16
Allen, Harry	G	1902-03
Allen, Jay	OL	1985-87
Allen, Larry	E	1960-61
Allen, Michael	DB	1995-98
Allen, Mongo	LB	1988
Allen, Rodney	DL	2005-06
Allen, Tim	DT	2002-05
Allen, William	E	1960
Allison, Ellis	FB	1920
Allison, Mark	OL	1992-94
Allison, William	FB	1953
Alphin, Clyde	T	1900-02
Alspaugh, Richard	DE	2008
Altman, Harlan	QB	1941-42
Amadi, Donnie	DB	2002-05
Amadi, Ronnie	DB	2002-05
Amberg, John (Capt.)	FB	1948-50
Amerine, Randall	DT	1982
Amerine, Richard	QB	1937-39
Amison, Willie	WB	1969-70
Ammons, Earl (Capt.)	E	1909-11
Andalkiewicz, Tom	LB	1976
Anderson, Ferrel	T/HB	1936-38
Anderson, Jeff	TE	1983-84, 86
Anderson, John	FB	1952-54
Anderson, Kayl	LS	2006-09
Anderson, Lionel	TE	2003-04
Anderson, Marcus	DL	2007
Anderson, Robert	QB	1924-26
Anderson, Thomas	HB/DB	1966-68
Anderson, William	QB	1923-24
Andrews, Michael	G	1938
Angney, Urbin	QB	1905-07
Ansel, Curtis	P	2001-03
Aqi, Mazin	DE	2017
Arbana, Mike	LB	1980, 82-83
Arceo, Rameses	OL	2007
Ard, Gary	FL	1967
Armour, Charles	T	1894-96
Armstrong Jr., Dorance	DE	2015-17
Armstrong, Hugh	G	1951-53
Arnold, Luke	CB	2005
Arnold, Courtney	LB	2013-16
Arnold, Jelani	DL	2019
Arnold, William	HB/E	1938-39
Ash, Edmun	QB/HB	1927-29
Ash, Kellen	DT	2016-17
Ashley, Jermial	DE	2004-05
Atkeson, George	T/G	1929-30, 32
Atkins, Renwick	T	1980, 82-83
Atkinson, Algie	OLB	1998-2001
Atkinson, Ryan	DT	2000-01
Aungst, Donald	G	1952-53
Avery, Corey	RB	2014
Avery, Eldridge	DL	1983, 85-87
Avery, Herbert	T	1895, 97-99
Avery, Hubert (Capt.)	FB/T	1898-99

B

Bacheyang, Tang	RB/S	2005-08
Bachmann, Sid	DT	2002-03
Bacon, Richard	FB	1964-66
Bailey, Hassan	DB	1989-92
Bailey, Loyce	TB	1964
Baine, William		1896
Baines, Theo	DB	2004-05
Baird, Alfred		1903
Baird, Elvin	LB	1972-74
Baird, Spencer	T/G	1910-11
Bakare, Tunde	LB	2011-12
Baker, Arthur	T	1931-32
Baker, Harold	E	1924-26
Baker, Hoyt	RB	1942, 46-47
Baker, James	G	1973
Baker, Jerald	FB	1955-57
Baker, John	TE	1986-89

Balagna, Dennis	DL	1975-76
Baldridge, Charles		1890-91
Bales, Wilfred	T	1959
Ball, Brad	P	1989
Ball, Thomas	DB	1967-68
Ballard, Greg	WR	1993
Banks, Alexander	E	1943
Banks, Chris	OL	1992-94
Banks, D'Andre	OL	2015-16
Banks, Norris	FB	1975-77
Banta, Philip	E	1918
Barbel, Shakiem	WR	2015-16
Barcus, William	T	1935
Barfield, Isiah	CB	2008-11
Barker, Tony	LB	1987-88
Barmann, Adam	QB	2003-06
Barnes, Leslie	DE	1974, 76
Barnes, Ray	HB	1957
Barnes, Wallace	T/G	1961-62
Barnett, Jerry	T	1964-66
Barrens, Melvin	QB	1974
Barrington, Donald	FB/T	1943-44
Barrow, Carlos	LB	1985
Barrow, Robert	TB	1977-79
Bartolotta, Nick	K	2015
Basham, Elvin	G	1959-61
Basler, Philip	QB/T	1969-71
Bastin, Russell (Capt.)	WR	1978, 80-82
Bates IV, Bazie	S	2015-16
Baughman, Wesley	FB	1961-63
Bausch, Frank	C	1929-31
Bausch, James	FB	1929-30
Beach, Ormand (Capt.)	FB	1930, 32-33
Beal, Michael	DT	1976-77
Bean, Isalah	DE	2016-17
Beaman, Jay	G/T	1898-99, 1901
Beck, Johnny	PK	2001-04
Becker, James	C	1962-64
Becker, Tom	P	1984
Beeson, Terry	LB	1973-76
Begay, Les	DE/LB	1975
Beggs, Gregory	C	1973
Bell, Arnold	E/G	1919-20
Bell, Beau	LB	2014-15
Bell, Dino	TB	1981-82, 84
Bell, Kerwin	TB	1980-81, 83
Bell, Terry	WR	1990
Bell, William E.	E	1954-56
Bell, William S.	K	1968-69
Bender, Peyton	QB	2017-18
Bergin, John	HB	1943
Berry, Derek	S	1983, 85
Berry, Tony	DB	1984, 85
Bernhardt, Roger	G	1971-72
Bertsch, Albert	LB	1979-80
Bertuzzi, Richard	RB	1945-48
Beshears, D.J.	HB	2010-12
Bethke, Brian	QB	1977-79
Biere, Tim	TE	2008-11
Bird, Ivory	G	1944
Birihay, Bobby	DB	2002
Bishop, Kenneth	FB	1913
Bishop, Lloyd	E	1913
Bishop, Pat	DE	1995-96
Bixler, Lester (Capt.)	T	1952-54
Black, Charles T. (Capt.)	QB	1921-23
Black, Frank	C	1954-56
Black, Fred	RB	1930-31
Blackwell, Brian	LB	2011
Blaine, William		1896
Blakeney, Marlin	DB	1993-94
Blakesley, Caleb	DB	2006-09
Blaser, Wolf	TE/DT	1987
Blasi, Donald	E/T	1954-55
Blasi, William	G/T	1957-58
Blevins, Tony (Capt.)	DB	1993-94, 96-97
Blochberger, Carl	T	1895, 97
Bloomfield, Clyde	QB	1933
Blowey, Richard	HB	1953-55
Boateng, Matthew	CB	2014
Boeger, Roger	QB	1959
Bogue, Jerold	QB	1949, 51-52
Bohn, Michael	QB	1982
Bolton, Andrew	DL	2014
Bond, James	HB	1908-09
Bonner, Spencer	DB	1995
Booker, Jeremiah	WR	2015-18
Booker, John	CB	1978-79
Bookman, Leo	S	2001-02
Boone, John	E/T	1921
Booth, Christopher	OT	1991-92
Borello, Phil	QB	1951
Bosilevac, Fred	T	1936-38
Bostick Jr., Earl	TE/OL	2017-19
Botsford, Horace		1900
Bouda, Dave	QB	1965-67
Bourbon, Brandon	RB	2011-13
Boushka, James	WR	1980-82
Boutz, James		1935
Bowen, Charley	DB	1989-92
Bowen, Clint	FS	1992-93

Bowen, Russ	OG	1988-91
Bower, Paul	WR	1973-74
Bower, Ray	T/C	1954-55
Bowers, Tim	LB	1997-2000
Bowles, Mitch	RB	1997-99
Bowman, James	CB	1971, 73
Boydston, Ace	T	1973-74
Boydston, Benny	G	1959-61
Boyer, Mark	LB	1975-76
Boykin, Deral	DB	1988-89
Bracelin, Donald	E	1952-54
Bragg, Jacob	OL	2015-17
Bramlage, Edwin	RB	1928-29
Bramwell, Willis (Capt.)	T/C	1911-12
Brandeberry, James	FB	1950-52
Brannan, Thomas	E	1951
Branstetter, Jacob	PK	2008-10
Brant, Chris	DL	2004-05
Bratten, Steve	LB	1995-98
Brawley, Mark	HB	1906
Brazil, James	C/T	1930-32
Bredesen, Rick	LB	1984-87
Breese, Harris	E	1900
Brehm, John	WR/P	1986-88
Brenner, Bruce	E	1956
Brew, Dorian	CB	1992-95
Brewer, Keegan	WR	2016
Brewster, Richard	FB	1964
Briggs, Dean	T/G	1928
Brinkman, Ray	FB	1932-33
Briscoe, Dezmon	WR	2007-09
Britt, Darnell	DT	1992-94
Broadie, Diane	PK	2005
Bron, Rocky	DB	1971-73
Brooks, Charles	TE	2013
Brooks, Jerod	PK	2003-04
Brooks, Willis	FB	1961-62
Brorsen, Russell	TE/DE	2005-08
Brown, Charles		1900-01
Brown, Derek	OT	1993-94
Brown, George		1901
Brown, Gilbert	MG	1989-92
Brown, Greg	DB	2009-12
Brown, Jason	DE	1993
Brown, Jeffery	DB	1982-83
Brown, Jelani	DT	2018-19
Brown, Jerry	L	1960
Brown, Joseph	C	1947
Brown, Kenneth (K.C.)	G	1980, 82-83
Brown, Kiley	WR	1992
Brown, Larry (Capt.)	T/E	1968-70
Brown, Micah	WR	2007-08
Brown, Pat	OLB	1995-98
Brown, Raymond	S	2005-08
Brown, Richard	T	1939
Brown, Robert	G	1891-92
Brownlee, Harold (Capt.)	T/E	1909-11
Bruce, Julius	RB	1997-98
Bruce, Robert	C	1979-81
Brueggling, Robert	QB	1971-72
Brumage, Alpha (Capt.)	FB	1901-03
Brunner, Emile	G/T	1903-06
Bryant, Jamaree	DB	2000-01
Bryant, John (Capt.)	T	1971, 73-74
Buda, Santo	E/DB	1964-66
Budde, Chip (Capt.)	OC	1987-90
Budrick, Dudley	G	1954-55
Bukaty, Frank	HB	1938-39
Bukaty, Fred (Capt.)	FB	1958-60
Bukaty, John	DT	1995
Buller, John	QB	1954-55
Bullock, Victor	LB	1997-2000
Bunn, John	HB/DB	1917-20
Bunsen, William	FB	1938-39
Burch, Bobby	T	1944-45
Burcham, James	C	1931-32
Burge, John	E	1938-40
Burgoon, Josh	OL	2012
Burke, Frank	G	1945
Burnett, Howard	T	1936
Burney, Clarence		1894-96
Burnison, William	E/G	1958-60
Burrows, Danny	G	1974
Burt, Clarence	G/E	1905, 07
Burt, Duke	T/G	1945
Burt, Harold (Capt.)	FB	1922
Burt, Sam	DT	2017-19
Burton, Glenn	C	1925-27
Burton, James	DB	1970-71
Burton, Ryan	HB	2012
Burton, Willard	T	1913-14, 16
Butler, Eric	DL	2005
Butler, Michael	DT	1973-76
Butler, Thermus	HB	1966-67
Butts, Bradley	FB	1980-82
Buzzi, Antonio	HB	1895, 98, 1901
Buzzi, Lloyd	RB	1962-64
Byrd, Isaac	WR	1995-96
Byrd, Sylvester	TE	1981-83, 85

C

Cadwalader, Eldreth	RB	1937-39
---------------------	----	---------

Cahill, Edward	HB	1962
Caldwell, Kenneth	RB	1937-38
Caldwell, Ronnie	WR	1985-87
Caldwell, William	T/E	1907-09
Calovich, Jerome	DE	1975-76
Calovich, John	LB	1977-78
Campbell, Jewell	E	1931-32
Campfield, William	RB	1974-77
Cannady, Walter	FB	1936-37
Cannon, John	DL	2004
Cantrell, Garland	G	1944
Cantrell, Ryan	OL	2005, 07-08
Capers, Wayne	E	1979-82
Capra, Sal	OL	2008-10
Carbonell, Napoleon (Monte)	LB	1977-79
Carlson, John	C/T	1907-09
Carlson, Scott	DE	1985-86
Carmichael, Mark	DE	1968-69
Carnes, Justin	LS	2010-12
Carrier, Larry	RB	1957
Carson, Robert	RB	1943
Carter, Andre	WR	1993-96
Carter, Kareem	DE	1998-99
Case, Erwin	E	1890
Casey, Charles	LB	1977-79
Casey, Joseph	RB	1917
Cashell, Fox	QB	1950
Casini, Ernest	G/E	1931-33
Caston, Hanson	LB	1997-98
Catlin, Harley	G	1962-64
Caudle, Nick	S	2018-19
Cave, Reece	T	1922
Cerne, Mike	DB/RB	1970-72
Cerneck, Kyle	TE	2002
Certain, Doug	G	1984
Chaffetz, Alex	PK	1991
Champlin, Alfred (Capt.)	T/RB	1890-93
Chandler, Derrick	OT	1994-95, 97
Chandler, Dwayne	TE	1990-93
Chandler, Julian	CB	2016-17, 19
Chandler, Mike	WR	1996-99
Chandler, Troy	OT	1993-94
Channel, Lawrence	G	1945
Charlot, Daylon	WR/S	2017-19
Chappell, Walter	RB	1903-04
Chase, M. Daniel	C	1943-45
Cherry, Henry		1918
Chestnut, William	RB	1943
Childs, Henri	RB	1998-99
Childs, Robert (Capt.)	T/G	1969-71
Chiles, Marshall	RB	2001
Chitwood, Russell	E	1937-39
Christensen, Keith	T/E	1966-68
Christian, Brian	DE	1990-92
Chun, Michael		1965
Church, Basil	T/G	1919
Cierney, George	C	1939
Cindrich, Frank	RB	1951-53
Claiborne, Ronald R.	T	1956-58
Clark, Malik	OL	2016-17, 19
Clawson, Milo	T	1932-34
Clayton, Rick	LB	1985-88
Cleavenger, Hal	RB	1950-52
Clements, Michael	G	1974
Clinton, Kevin	QB	1978-79
Clothier, Gary	G	1958
Clothier, Marvin	G/T	1961-62
Cloud, Wade	G	1925-26
Coan, Elroy (Bert)	RB	1961
Cochran, Allen	E	1927-29
Coellner, Chad	WR	1996-99
Cofield, Ocasio	DB	1998-99
Coghill, Robert		1920-21
Cohn, David	FB	1985-86
Cohn, Julius	T/G	1906
Coke, Dan	RB	2000-03
Coker, Tony	OL	2002-04
Colburn, Clint	P	1983
Cole, Bill		1944
Cole III, Codey	DE	2018-19
Cole, Greg (Capt.)	LB	2001-02
Cole, Steve	DB	1983
Coleman, Ben	DE	1998
Coleman, Gerran (Capt.)	LB/S	1980-82
Coleman, Kenneth (Capt.)	FB	1961-63
Coleman, Rodriguez	WR	2013-14
Coleman, Ward	RB	1965-67
Coleman, William	C	1890-93
Collard, Case	WR	2002
Collier, Verne		1923
Collins, Anthony	OT	2005-07
Collins, John	G/T	1960-62
Collins, Milford	FB	1945
Colovich, Jerome	DE	1975-78
Colfer, Jeffrey	DB	1981-83
Como, Paul	DE	2005-06
Conley, Stephen	RB	1969-71
Conn, Robert	RB	1953-54
Conner, Larry	DL	1982-83
Connors, Patrick	LS	1980-81, 83-84
Conroy, Charles	QB	1945

ALL-TIME LETTERMEN

Converse, Kent	G/C	1961-62
Conway, Seth	WR	2015
Cook, Bilal	DB	1996, 1999-2000
Cook, Thornton	T	1890
Cook, William		1897
Cooke, Chester	RB	1902-03
Coolidge, James	RB/E	1911-12, 14
Cooper, Charles	RB	1982-83
Cooper, Gary	LB/G	1969-71
Cooper, Howard	RB	1927-28
Corbett, Michael	T	1970
Cornish, Jon	RB	2002-06
Coulter, Charles	T	1925
Cowan, Hector		1893-95
Cowell, William	T	1910
Cox, Forrest	RB	1928-30
Cox, Jake	OL	2005-06
Cox, Monte	FB	1950
Cox, Taylor	RB	2012, 2015
Cozart, Montell (Capt.)	QB	2013-16
Cozzens, Monte	FB	1989-92
Cramer, Wesley	E/T	1926-27
Crandall, David	RB	1962-64
Crank, William	QB	1958-60
Crawford, Jacques	RB	2008
Crawford, Joe	G	1941-42, 46-47
Crawley, Darius	WR	2014-15
Crist, Dayne	QB	2012
Criswell, Kirby	E/T	1977-79
Cromwell, Nolan (Capt.)	QB	1973-76
Crooks, John		1896
Crossman, Dan	DB	1985
Crowell, George (Capt.)	T	1906-08
Crowell, Ward	G	1938-40
Culp, John	DE	2000
Cummings, Michael	QB	2012, 14-15
Curry, Dustin	FB	1997-98
Curry, Reggie	DE	2002-03

D		
Dahl, Grant	G/T	1966, 68-69
Dahlene, Oscar	FB	1908-09
Dahlin, Gary	E	1964
Daigenault, Charles	E	1944
Dambach, Travis	OL	2003-06
Damiani, Tony	OL	2002
Dangerfield, Deron	S	2013
Daniels, James	FB	1911-12
Dannenberg, Kenneth	B	1944
Darton, Matt	OL	2005, 07-08
Davenport, Gary	DE/LB	1969-70
David, James	DB	1973
David, Richard	T	1959-61
Davidson, Alan	G	1921-23
Davidson, Ellis	C	1909-11
Davidson, Lewis	C	1924-26
Davies, Charles	T	1904
Davies, John		1904
Davis, Anthony	CB	2008-11
Davis, Ben	RB	1910-11
Davis, Charles	DB	1993-95
Davis, Deelisaac	DT	2016-17
Davis, Don	OLB	1991-94
Davis, Donald	QB	1963, 65
Davis, Greg	FB	1997
Davis, Jim	T	1984-87
Davis, Lee	G	1929-30
Davis, Ronnie	CB	2014
Davis, Timothy	RB	1979, 82
Davis, Van	QB	1993-94
Davison, Andrew	DB	1998-2001
Davison, William	G	1920
Dawson, Hilton	LB	1979-80
Day, Dudley	G	1944-45
DeBey, Albert	G	1963
Decker, William	QB	1934-35
Dedeaux, Bradley	TE	2007-10
Deer, John	E	1961
Dees, Elwyn	G	1932-34
Defense, Hasan	CB/S	2017-19
Delaney, Carl	E	1911
Demerritte, Rodney	DB	1981-83
Dennis, Charlie	DE	2001-02
Dennis, Clarence	RB	1906-08
Dennis, Foster	G	1917
Dent, Randall	OL	2011-13
Dercher, Dan	DT	1995-98
Dercher, Lawrence	E/T	1965-67
Desmond, William	G	1918
Detwiler, John (Capt.)	RB	1912-14
Dezir, Jacky	DT	2015-17
DiBernardo, Randy	LB	1979
DiBlase, Thomas	RB	1966
Dick, George (Capt.)	E	1941-43
Dickerson, John	RB	1945
Dickerson, Rob	P	1985
Dickey, Joe	RB	1943
Dierking, Marc	LB	2004-05
Diggs, John	LB	1984
Dillon, Pedro	T	1972-74
Dineen, Jay	LB	2018-19
Dineen Jr., Joe (Capt.)	LB	2014-15, 17-18

Dinkel, Thomas (Capt.)	LB	1974-77
Dinnel, Mike	DL	1987
Diven, Lyman	RB	1936-38
Dixon, King	DB	1988-91
Dobson, Frederick	E	1890-91
Dodds, Frank	G	1901
Doherty, Ron	K	2010-13
Dole, Robert	E	1942, 44
Donald, Prentiss (Capt.)	T	1903-06
Donohoe, Kelly	QB	1986-89
Doran, Clifton	FB	1974
Dorsey, Patrick	DT	2009-11
Doughty, Philip	E	1961-63
Douglas, Hugh	T	1927
Douglas, Maurice	RB	1988-90, 92
Douglas, Steve	DT	1991
Douglass, Clarence	FB	1935-37
Douglass, Robert	QB	1966-68
Doyle, Chris	LB	1998-2000
Doyle, Michael	DE	1966-68
Drake, John	T	1954-56
Drayton, Kenny	WR	1988-91
Dreher, Richard	G	1943
Drumm, Robert	C/T	1948-49
Duckworth, Kendall	LB	2015
Dudley, Drew	LB	2007-10
Duff, Gary (Capt.)	RB	1962-64
Dumm, Chester	E	1892
Dumm, Ray	RB	1931-33
Duncan, Reggie	RB	2000-01
Dunne, David	OT	1987
Dwork, Robert	E	1945
Dwyer, Nate (Capt.)	NT	1998-2001
Dyer, James	RB	1889-91
Dyer, Zach (Capt.)	QB/S	2000-03

E		
Eaglowksi, Joseph	G	1955
Eanes, C.J.	WR	1984-85
Ediger, Gregory (Max)	RB	1976-78
Edwards, Emmett	WR	1972-74
Edwards, Thurman	E	1965
Egnatic, Edward	T	1946
Ehambé, Josh	DE	2015-17
Eichloff, Dan	P/PK	1990-93
Ellerts, Roland	E	1948-49
Eiseman, Fred	T	1961-62
Elder, Frederick	QB	1962-64
Elder, Robert	QB	1900-01
Elias, Jeffrey	E	1964-66
Elliott, Steve	FB	1973, 75
Ellis, Carl	T	1948-49
Ellis, Ralph	E	1901
Elmer, Charles	RB	1966
Elwell, Charles		1885-86
Embree, Connor	WR/PK	2013
Emerson, James	G/T	1975-77
Endecott, Orace	RB	1944-45
Englebrake, Michael	G	1973-74
Enneking, Chris	C	1996-99
Erb, Greg	DB	1997-99
Estabrook, Robert	T	1979
Estell, Richard	WR	1982-85
Etchen, Frank	T	1902
Etienne, Leo (Capt.)	LB	2001-02
Ettinger, Don	RB/T	1941, 46-47
Ettinger, Jim	QB	1968-69
Ettrick, Marc	OLB	1990
Evans, Dale	C	1967-69
Evans, Denzell	RB	2016
Evans, Jerry	DB	1970-72
Evans, Ray D.	DB	1979-80
Evans, Ray R. (Capt.)	RB	1941-42, 46-47
Exline, Ralph	C	1963

F		
Fairchild, Derek	LB	1993-95
Fairchild, Larry	C	1962-64
Fairchild, Mason	TE	2019
Fairchild, Paul	G	1981-83
Fairs, Evan	WR	2016-17, 19
Fallin, Miles	QB	2018-19
Fambrough, Don (Capt.)	G	1946-47
Fast, John	RB	1914-16
Faulkner, Donald	G	1943
Feaster, Denzel	S	2015-16, 18-19
Feder, Kevin	OL	2018-19
Feller, Donald	RB	1957
Fender, James	E	1975
Fenlon, Andy	LB	1982
Fenton, Billy	QB	1965-66
Ferguson, Davon	S	2019
Ferguson, Jay	LB	1998-99
Fette, Chad	TE	1989-90, 92
Fetty, Carlos	E	1928-29
Fields, Arnold	SS/WR	1984-85
Fields, Dexton	WR	2005-08
Fields, Harvey	RB	1981-85
Fine, Derek (Capt.)	TE	2004-07
Fink, Ed	FB	2011-12, 14
Fink, Jack	G	1947
Fink, Joseph	C/G	1951-53

Fiorentino, Rob	RB	2019
Fischer, David	E	1948
Fischer, Howard	C	1946-49
Fisher, Michael	FB/T	1960-61
Fisher, Mike	CB	1986
Fisher, Paul	RB/QB	1928-30
Fisk, Carroll	RB	1908
Fiss, Galen	FB	1950-52
Fiss, Lawrence	FB/E	1954
Fiss, Robert	C	1978-80
Fitch, Kenneth (Capt.)	G	1958-60
Fitch, Thomas (Capt.)	DB	1975-77
Fitzgerald, Linus	QB/RB	1915
Fitzpatrick, William		1896
Flachsbarth, Lance	LB	1988-91
Flachsbarth, Leland	QB	1959, 61-62
Fleeman, Brad	PK	1988-89
Fleishman, John	E	1903-04
Fletcher, Charles		1894
Fletcher, David	T	1977-79
Fletcher, Kapil	DT	2014-15
Flomo, Gayfior	RB	2019
Floodman, Banks (Capt.)	LB	2001-05
Florrell, Nate	QB	1990-91
Floyd, Homer (Capt.)	RB	1956-58
Fluker, John	G	1940-41
Fontenot, Tyrus	LB/FB	1996-99
Foot, Roger	RB	1978, 80-82
Ford, DeAnte	CB	2016-19
Ford, Deondre	QB	2015-16
Ford, Frank	E	1909
Ford, Josh	WR	2012-13
Forsyth, Charles	RB	1953
Fort, Phil	DL	1983-86
Forter, Sam	RB	1907
Fortier, Richard	LB	1967
Fortier, Robert	G	1968
Foster, Dean		1891-92, 94-95
Foster, Herbert	B	1945
Foster, Jeff	WR	2005-07
Foster, Lewis (Capt.)	QB	1916-18
Foster, Marvin	FL	1970-72
Foster, Nathaniel	G	1894-96
Foster, Rob	LS	1985-87
Foster, Steven	LB	2008-10
Foster, William		1891
Fowler, Rodney	FS	2003-05
Fox, Jeffrey	T	1979-80
Foy, Earl	T	1929-31
Foy, Ryan	WR	1994-95
Fraker, Ray		1920-23
Francisco, John	RB	1955-57
Franklin, Donovan	RB	2019
Franklin, Eric	DB	1975
Frazier, Antione	OL	2016-19
Frederick, Charles	G	1890-91
Frederickson, A.		1891
Freeman, Jeremy	LB	2001
Freese, Clyde	T	1921, 23
French, Clarence	RB	1946-49
Friday, Hosea	TE	1993-96
Friday, Paul	DB	1988-91
Friess, Timothy (Capt.)	DE	1978-80, 82
Fritch, John	OG	1988-89
Fritts, Delmar	QB	1926-27
Frost, Austin	T	1915-17
Fry, Jake	RB	1939-40
Frye, Bernard	CB	1988
Fulton, Termaine	WR	1997-98, 2000-01
Fusimalohi, Ngali	OL	2013-14

G		
Gaddie, Maurice	DB	1994-96
Gagen, Donovan	P	2018-19
Galbreath, Eric	FB	1993-96
Gale, Robert	FL	1974
Gamble, Guy	DL/LB	1984, 86
Games, Moses	E	1895, 97
Gant, Len	DT	1983
Garber, John	G/RB	1963-64
Garcia, Joe	K	1997-2000
Gardner, Michael	LB	1972-73
Gardner, Stanley	NT	1979-80
Gardner, Veltton	RB	2019
Garner, Milt	DB	1984-87
Garnett, Sherrel	T	1949-50
Garrett, Collin	LB	2011
Garrett, Curtis	FB	1988
Garrett, George	E	1969
Gasaway, Byron	WR	1998, 2000-02
Gaughan, Tom	T	1970-71
Gavin, Wyn	E	1898-99
Gay, Matt	WR	1989-92
Gay, Michael	G/T	1977-79
Gear, George	E/B	1945
Gearhart, Herbert	G	1936-37
Gentry, Robert	DB	1981-82
George, Robert	RB	1943
Geraghty, Mark	DB	1969-71
Gerhards, William	FB	1963-65
Geroux, David	RB	1982
German, James	DE	1977

Giannangelo, Joseph	RB/QB	1934-36
Gibbs, Collin	LS	2011
Gibbens, Chester	RB/QB	1939
Gibbens, Denzel	RB	1939-41
Gibson, Frank	T	1955-57
Gibson, Joe	OL	2014-16
Gilbertson, Joseph	OL	2018-19
Gillespie, Lester	RB	1915
Gillespie, Samuel		1892
Gilman, Joseph	QB	1948-49
Gish, Merlin	C	1950-52
Githens, Robert	C	1941-42
Glasgow, Justin	OT	1996-98
Glatczak, Michael	S	2014-15
Goldenberg, Jordan	LS	2015
Golub, Christopher (Capt.)	DB	1974-76
Gonzalez, LaQuivonte	WR	2016
Good, Costello	FB	1993-94
Good, Donald (Capt.)	LB	1971-73
Goodman, Ben (Capt.)	DL	2012-15
Goodrich, Barry	WR	2000-02
Gorbett, Michael	T	1970
Gordon, Charles (Capt.)	WR/DB	2003-05
Gordon, David	DL	1987-89
Gordon, John	WR	1996
Gosa, Bill	T	1970-71
Grady, Kyle	OG	1999, 2001
Graham, Charles	E	1960-62
Graham, Chevy	CB	2014-16
Granderson, Johnny	DB	1985-87
Grattan, David	OG	1987-88
Graves, Vincent	E	1938-39
Gray, Brian	TE	1996-98
Gray, William	RB	1914
Green, Clark	RB	2002-05
Green, Darren	WR	1981-83
Green, Gary	RB/CB	2005-08
Green, Patrick	RB	1945
Green, Richard	TE	1961
Green, Wade (Capt.)	G/E	1934-36
Greene, Adrian	DT	1995-96
Greene, Jamal	DT	2008-09
Greene, John	G	1966-67
Greene, William	G	1966-68
Greenlee, David	E	1962
Greenlee, John	G	1901-03
Gregory, Lee	B	1944
Gregory, Troy	DB	1987-88
Gress, Roy	C	1919
Gridley, Bernard	RB	1930-32
Griffin, Dane	LB	1982-83, 85
Griffin, Melvin	G	1921-23
Griffith, Forrest (Capt.)	RB	1946-49
Griffith, William	G/T	1980
Griffiths, Walter	G	1893-94
Griggs, Adessie		1903
Groff, Andrew	G/T	1912, 14-15
Groves, Michael	G	1961-62
Gruden, Frank	T	1943
Gulley, Jason	TE	1997-2000
Gump, Fred		1895
Gump, Robert	G	1928
Guzman, Garrett	WR	2004

H		
Hadl, John (Capt.)	RB/QB	1959-61
Hadley, Herbert	G	1927
Hafford, Thomas	RB	1933
Hageman, Fred (Capt.)	C	1959-60
Hagen, Robert	RB	1940-41
Hager, Jay	DL	1984
Hale, George		1920-21
Haley, Eldon	G	1922-24
Hall, Edward	QB	1938-40
Hall, Edwin	QB	1933
Hall, Hudson	LB	2015, 17-19
Hall, Jack	C	1936-37
Halpin, Edward		1923-25
Hamill, Bertrand (Capt.)	G	1892-93, 96-98
Hamilton, Dwight (Capt.)	QB	1925-27
Hammers, Burt	E	1932-34
Hammers, James	E	1932-33
Hammond, John	C/T	1913, 15
Hammond, Roger	G	1975-76
Hammonds, Freddie	OLB	1995
Hampton, Quan	WR	1927, 19
Hanak, Jeremy	DE	1996-99
Hancock, Tanner	WR	1997-98
Handley, John	RB	1953-55
Hannon, Zach	OL	2017
Hanson, Gilbert	E	1930-32
Hantla, Robert (Capt.)	T/G	1951-53
Hapgood, George	QB/RB	1934-36
Hardacre, Forrest	RB/E	1935-37
Harder, Kevin	DB	1983-86
Hardman, Paul	G/E	1940-42
Hardy, Clement	T	1924
Hardy, Travis	DB/DE	1982-85
Harkless, Kevin	DB	1985
Harmon, Harlan	G	1945
Harper, Kendrick	CB	2007-08
Harper, Troy	OT	1994

ALL-TIME LETTERMEN

Harrell, Chase	WR	2016-17
Harrington, George	RB/E	1936
Harris, Chris	CB	2007-10
Harris, Corione	CB	2018-19
Harris, David D.	RB	1957-59
Harris, David M.	P	1971-73
Harris, David R.	DB	1978, 80
Harris, Fred	QB	1933-35
Harris, Harold	DE	1991-94
Harris, Jamie	DB	1995-98
Harris, Jason	DB	1994-97
Harris, Roderick	WR	2010
Harris, Rodney	DB/WR	1986-88
Harris, Rodney	WR	1991-94
Harris, Rodney	FS	2004
Hart, Eugene		1923-25
Hart, George	C/T	1919-20
Hart, Harry A.	QB	1900, 02-05
Hart, Harry W.	QB	1902, 05-06
Hartley, Chet	OG	2007-08
Hartley, Irwin		1915
Hartman, Herbert	G	1939-40
Hartwig, Justin	OT	1999-2001
Hartzog, Bobby	WR	2014-15
Harvey, Drew	LB	2018
Harvey, Edward	C	1893
Harvey, George	G	1946, 66
Harvey, John	OG	2001-02
Harvey, Steve	LB	1991-94
Harvey, Tony	WR	1986
Harwell, Nick (Capt.)	WR	2014
Haselhorst, Todd	DL	2004-05, 07
Hassig, John		1894
Hatch, Jeremiah	OL	2008-11
Hatchler, Hayden	OLB	2019
Hatcher, James	E	1968-69
Hatchett, Frank	RB	1987-89
Haughton, Keyon	OT	2014-15
Haus, Joe	T/E	1978-79, 81
Hauser, Harold (Capt.)	E	1926-28
Hauser, Niles	G	1969
Hawkins, Lee	DB	1970-71
Hawkinson, Tanner	OT	2009-12
Hawks, Brandon	S	2012
Hayden, Irven	QB	1940
Hayes, Kolin	LS	2018-19
Hayes, Marquis	DT	2000-01
Hayes, Rutherford	QB	1934-35
Heaggans, Greg	WR	2002-04
Heaps, Jake	QB	2013
Heath, William	E	1914-15
Heck, Daniel	QB	1970-71
Heck, Steve	T	1965-66
Heeney, Ben (Capt.)	LB	2011-14
Hegwood, Ernest	LB	1978
Heil, Roy	QB	1909-11
Heinzman, Harry	G	1903-05
Heizer, Charles	RB	1918
Held, Joe	E/RB	1954-56
Helmbacher, Robert	K	1970-72
Helmsstadler, George	T/G	1951-52
Helvern, Lewis	C/G	1912, 14
Hempstead Jr., Elmore	CB	2018-19
Hempstead, Hessler	OG	1991-94
Henderson, Kenneth	LB	1979
Henderson, Mark	FB	1983-85
Henderson, Patrick	DE	1973
Henderson, Willis		1896
Henley, June	RB	1993-95
Hennesy, Richard	E	1908
Henry, Justin	OL	2002-03
Henry, Marcus	WR	2004-07
Henry, Robert	G/T	1976
Henson, Stacy	LB	1985-87
Hentges, David	G	1974
Hentges, Matt	WR	2015
Herbert, Khalil	RB	2016-18
Herford, Marcus	WR	2005-08
Hermick, Donald	T	1957
Herod, Ricki	WR	2011, 13
Hertel, Richard	DB/RB	1969-71
Hess, Charles	QB	1964-65
Hess, Donald	RB	1952-53
Hess, Henry	RB	1895-97
Hess, Oscar	RB	1894, 96
Hess, William	C	1899-1901
Hester, Oran		1894
Hicks, Albert (Capt.)	E	1901-04
Hicks, Darren	CB	1983
Hicks, Emery (Capt.)	LB/G	1967-69
Hicks, Marcus	DB	2003-05
Higgins, Michael	RB	1976-79
Higgins, Severt (Capt.)	T/G	1921-23
High, Kareem	CB	1999-2000
Hill, Don	G	1940
Hill, Hamilton	QB	1997
Hill, Harrison (Capt.)	WR	1998-2000
Hill, Irving	QB	1894
Hill, Roger	RB	1958-60
Hill, Tim	DB	1988-91
Hill, Tyler	S	2011

Hilleary, Chip	QB	1989-92
Hines, Jeffrey	QB	1977-78, 81
Hinshaw, Wallace	QB/RB	1964
Hird, Carl	E/T	1942
Hird, Wayne	C	1943-45
Hixon, J.C.	DB	1966-67
Hoag, Charles C.	LB	1981
Hoag, Charles M. (Capt.)	RB	1950-52
Hochuli, Ernest	T	1918
Hodges, Alexander	QB	1923-24
Hodges, Jerone	T	1972-73
Hodges, Merle	C	1953
Hodges, Warren	T	1941-42
Hoelsing, Robert	RB	1956
Hogan, Joe	QB	2003
Hogan, William	QB	1946-47
Hogg, Archie	RB	1890-91
Holani, Isi	DT	2016, 18
Holderman, Fred		1923
Holland, Smith	OG	1988-90
Holliday, George	RB	1912
Holloman, Amonte	DE	1985
Holloman, Ervin	DT	2000-01
Holloway, James	WR	1939-40
Holloway, Johnny	WR	1985
Holmes, J.J.	DT	2017-18
Holmes, Tyler	DL	2014
Holt, Dale	DB	1968-70
Holt, Dick	MLB	1992-95
Holt, Hobart	LB	1915
Holt, James	RB	2005-08
Holmika, Cullen	RB	2003-05
Holmika, Josh	LB	2002-03
Hood, Zack	OL	2003-06
Hooks, Maurice	FB	1987-89
Hoover, Ray	LB	1986-87
Horkmans, David		1897
Horn, Bryan	DE	1980-81
Horn, William	RB	1956
Hornback, Joe	C	1993
Horne, Jamahl	WR	2019
Horner, Thomas	G/T	1956
Hornung, Byron	WR	1988
Hornung, George	C/G	1963-65
Hosack, William	TE	1973-75
Householder, Victor	RB	1914
Houston, Dewey	DT/TE	1994-97
Howard, Bryan	OL	1985, 87
Howard, Cavan	LB	1988
Howard, Gavin	OLB	2011-13
Howard, Guy (Capt.)	OLB	1990-93
Howerton, David	T	1974
Hubach, Michael	K/P	1976-79
Hubbard, Robert	G	1953-54
Huddleston, Arthur	G	1890-92
Hudson, Paul	QB	1890
Hudspeth, Bobby	T	1965
Hughes, Chris	OL	2017-19
Hughes, Larry	OL	2015-17
Hull, James	T	1955-57
Hull, Louis	C	1917
Humphrey, Caperton	FB	2017-18
Humphrey, Elmer	E	1934
Hundelt, Bill	OT	1986-89
Hunt, Dameon	OG	1996-99
Hunt, Tyler	FB/LB	2010-12
Hunt, William	DB	1966-68
Hunter, Grant	T	1940, 42
Hunter, Sam	T	1944
Hurst, David	TE/OG	1999-2002
Hutchens, Eddie	DB	1967-68

I		
Ice, Steven	DB	1979
Idol, Milward		1918
Idoux, John	G	1948-50
Imiwalie, Scott	OG	1989-91
Ingram, Tertavian	WR	2008, 10
Irvin, Derrick	WR	1994
Irvin, Leroy	DB	1976-79
Ise, Charles	RB	1903-05
Isham, Steve	G	1984, 86-87
Ivey, Carl	DB	2000-01

J		
Jablonski, Blake	H/OB	2012-13
Jack, William	T	1939-40
Jackson, James	TE/LB	1975, 77-79
Jackson, John	RB/E	1966-68
Jackson, Marquis	WR	2011
Jakobcic, Rudolph	G	1968-69
James, Darley (Capt.)	T/G	1913-15
James, Philip		1968
Jarrett, James	RB	1959-61
Jarvis, Chuck	OL	1997-2000
Jaynes, David	QB	1971-73
Jeffers, Reilly	LS	2012-14
Jenkinson, J. (Capt.)	RB	1899-1902
Jennings, Druce	DB	1967
Jessie, Ronnie	WR	1969-70
Jewett, Frank	T	1891

Jobbins, Justin	TB	1989
Johnner, Matt	QB	1995-97
Johnson, Ben	TE	2014-17
Johnson, Buford	LB	1978
Johnson, C. I.		1931
Johnson, Chaka	RB	1990-92
Johnson, Charles	RB	1893
Johnson, Clyde	DB	1983
Johnson, Dion	DT	1996-99
Johnson, Don	T	1942
Johnson, Hassan	WR	2004-05
Johnson, Hugh (Capt.)	T	1946-48
Johnson, Isaiah	S	2013-14
Johnson, J.J.	OLB	1995-98
Johnson, Jeff	K	1985
Johnson, Kenneth	E	1965-66
Johnson, Jr., Kerr	WR	2017-18
Johnson, Kyrion	LB	2017-19
Johnson, Michael	RB	1963-65
Johnson, Modrick	WR	2003
Johnson, Remuise	DB	2002-03
Johnson, Richard	DT	2008-11
Johnson, Robert	WR	1981-83
Johnson, Steven	LB	2008-11
Johnson, Tedarian	DL	2013-14
Johnson, Thomas (Capt.)	QB	1908-10
Johnson, Wardell	RB	1976-77
Jolaozo, J.J.	RB	2016
Jones, Adrian (Capt.)	TE	2000-03
Jones, Chris	DE	1993-96
Jones, Chuck	DE	2003
Jones, Daryl	DT	1993
Jones, Earnest (E.J.)	RB	1981-83
Jones, Elijah	CB	2019
Jones, Gregory	TE/G	1976
Jones, John (Capt.)	OG	1991-94
Jones, Jonathan	WR	2013
Jones, Liam	K	2017-19
Jones, Manolito	DB	1995-97
Jones, Marc	TE	2006-07
Jones, Marcellus	WR	1999-2002
Jones, Paul (Capt.)	T/G	1917-21
Jones, Richard	QB	1970
Jones, Rod	OT	1992-95
Jones, Steve	DE	1975-76
Jones, Timothy	WR	1978
Jones, Yearl	T	1965
Jordon, Matt	CB	1999-2002

K		
Kabler, Jess	T	1916
Kabler, Levi	RB	1910-11
Kahn, Eric	P/K	2014-15
Kallmeyer, Kenneth (Bruce)	K	1980-83
Kamara, Azur	DE	2018-19
Kampert, George	T	1919
Kampschroeder, Halley	QB	1964-66
Kande, Prinz	DB/LB	2010-11, 13
Kane, Herbert		1913
Kane, Kevin (Capt.)	LB	2002-05
Kaufman, Hunter	WR	2018-19
Kay, Morris (Capt.)	RB	1951-53
Keating, Con	QB	1961-62
Keeler, Eric	LB	1984
Keeling, Ross	C	1913-15
Keith, Charlton	DE	2004-05
Kell, Kenneth	QB	1952, 54
Keller, Charles	G	1943-44
Kelley, Pat	RB	1982-84
Kemp, Jerome	S	2003-06
Kemp, Lawrence	RB	1979-80
Kennard, George	G	1949-51
Kennaw, Michael	TE	1979-80
Kennedy, Albert (Capt.)	QB	1895-97
Kennedy, Archie	E	1931
Kennedy, Max	E	1945
Kerbel, Dennis	K	1975
Kern, Julius	G	1939-41
Kern, William	T	1940
Kerns, Kurt	OT	1986
King, Corey	DT	2015
King, Franklin	DT	1975-78
King, Gerald	DE	1970-72
King, Nigel	WR	2014
King, Orville	T	1961
Kinner, Ke'awn	RB	2015-16
Kinsey, Mario	QB	2001
Kinzie, John (Capt.)	QB	1891-92
Kinzie, Wilbur (Capt.)	RB	1890-92
Kipp, Cory	DT	2002-03
Kirschbaum, Craig	T	1982-83
Kirshman, Stanley (Capt.)	T	1958-61
Kissell, Spencer	FB	1967
Kite, Maurice	E	1930-31
Klemp, Louis	K	1987
Klusman, Logan	LS	2016-17, 19
Knighton, Chase	WR	2011
Knighton, Kyle	DE	2003
Knoft, Kurt	DB	1972-75
Knowles, Richard	T/G	1952-54
Koehly, Joe	RB	2000

Koncz, Mark	DT	1987-89
Konek, Pete	RB	1951-52
Kopp, Kevin	DT	1993-96
Kosko, John	S	2005
Kovatch, Richard (Capt.)	DE	1973-75
Kratfil, Tom	QB	1974
Kraus, Robert (Capt.)	G	1955-57
Krebs, Rollo	T	1899
Kreutzer, Robert	C	1965-67
Krueger, Max	E/QB	1921-23
Kullberg, Steve	TE	1998-99
Kullman, Carl	G	1925-27
Kurtenbach, Nick	RB	2004-05
Kutz, William		1890-93
Kvaternik, Zvonimir	G	1931-33
Kyles, Augusta	G	1977-80

Lacey, Von	DL	1984, 86-87
Lacy, Brandon	DE	2001-02
Lamb, Jonathan	S/WR	2003-06
Lamkin, Dorwin	T	1944
Lamping, Henry	RB	1949-50
Lane, Raymond	RB	1956
Lane, Santana	CB	2001
Langford, Cecil	C	1944-45
Laptad, Jake	DE	2007-10
Larson, John	DE	2006-08
Laslett, Howard (Capt.)	E	1916, 18-19
Lassiter, Kwamie	FS	1992-94
Lassiter II, Kwamie	WR	2017-19
Lattimore, Denver	TE	2002-03
Lattin, Clarence	T	1925-26
Laub, Robert	RB	1934
Laughlin, Henry (Capt.)	FB	1950-51, 54
Lawellin, Samuel	T	1915
Lawrence, Arthur	RB	1927-29
Lawrence, Beau	OL	2016
Lawrence, David (Capt.)	T	1977, 79-81
Laws, Clarence	DE	2001
Lawson, Stephen	T	1968-70
Lea, Eugene		1944
LeClair, Andrew	LB	1998-99
Ledford, Larry	G	1963
Lee, Edwin	T	1947-48
Lee, Malcolm	DL	2019
Lee, Mike	S	2016-19
Leighty, William	C	1901
Leiker, Tony	RB	1961-63
Lemon, Michael	LB	1973-74
Lemster, Devon	RB	1934
Lenhart, William	T	1938-39
Leo, Tom	G	1955
Leoni, Paul	E	1951-52
Leticavits, James	E	1955-57
Letourneau, Jake	DB	2000-02
Levine, L.T.	RB	1992-95
Lewandowski, Pat	DL/OL	2011-14
Lewis, Dakota	LB	2007-08, 10
Lewis, Danny	OL	2002-03
Lewis, Edward	DB	1973-75
Lewis, John	RB/T	1957-59
Lewis, Mike	RB	1999
Lewis, Rell	RB	2009, 11
Lewis, Robert	G	1956
Lewis, Sal	DB	1984
Licursi, Dave	WR	1989
Licursi, Rob	WR	1990-92
Lieppman, Keith	DB	1969-70
Lies, Michael	OT	1996-98
Lindsey, Adrian (Capt.)	RB/QB	1914-16
Linquist, Edwin	RB	1940-42
Linton, Dexter	DB	2011-13
Linvill, Aubrey	R/RB	1949-51
Lipscomb, Brian	DE	2018
Lissak, Mark	QB	1976
Litteken, Jay	RB	1989
Little, Harley	RB	1920
Little, James	DB	1977-79
Little, Walter	WR	1976-77
Livingstone, John	QB	1904
Lofton, Undra	DB	1985, 86
Logan, Kenny	CB	2019
Logan, Roland	G	1927-29
Lohsen, B.J.	P	1987-89
Lomax, Darris	LB	1997, 99-2000
Lonborg, Arthur (Dutch)	E/QB	1917-20
Lonborg, John	C	1922-23
Loncar, John	G	1981-83
Lonaker Jr., Keith	LB	2016-18
Lonaker Sr., Keith	OT	1989-92
Long, Jeff	WR	1984
Long, Kevin	TE/QB	2003
Long, Maciah	TE/LB	2016
Long, Mike	LB	1984, 86-88
Long, Vergil	T	1941-42
Lopect, Adagio	OL	2019
Lott, Jacobi	OL	2019
Lousch, Larry	G	1959-60
Louthan, James	G	1901-02
Love, Jake	LB	2012-12

ALL-TIME LETTERMEN

Love, Jay	G/RB	1902
Love, Michael	K	1973-75
Lowett, John	G/RB	1909
Lowery, Dale	C	1941
Luavasa, Jack	TE	2018-19
Lueken, Ben	OL	2008
Luke, Brian	QB	2002-05
Lukinac, Charles	E/RB	1958-59
Lundy, Joseph	T	1951-53
Lupher, Dave	RB/QB	1919
Luschen, Jack	G	1950
Luster, Gary	DB	1980
Lutton, Lyle	C	1934-36
Lutz, Frank		1892
Lyman, Steward (Capt.)	RB	1927-29
Lynch, Frank	G/E	1909-10
Lynch, William	RB/T	1965-67

Mace, William	G	1949-50
Mack, Walter	RB	1979-81
Mackie, George	RB	1925-26
Macklin, Jon	OT	1996
MacVittie, Thomas	QB	2019
Madden, Rodney	DB	1982
Madison, Johnny	B	1929-31
Magill, Robert	QB	1912
Mailen, Norman	RB	1958-60
Malavasi, William	LB	1981-82
Mallon, Dale	RB	1949
Maloy, D.H.		1913
Mandeville, Frank	RB	1917-20
Manie, Api	OL	2019
Maney, Robert	RB	1928-29
Manni, DeAndre	RB	2014-15
Manni, Matt	OL	2005
Manning, James	QB/E	1974
Manning, John	QB	1931-33
Marcum, Dave	LS	1989-92
Margheim, Paul	DT	1975-76
Marrongelli, Trevor	OL	2009-12
Marsh, Ronald	G	1962-64
Marshall, Garland	RB	1932
Marshall, James	RB	1961-62
Marshall, Robert (Capt.)	QB	1956-58
Marshall, William	T	1951, 53
Martin, Damon	OL	2013
Martin, Donald	E	1954-56
Martin, Robert E.	G/T	1915-16
Martin, Robert F.	DB	1971, 73
Martin, Taylor	RB	2015-17
Martin, Walter	RB	1912
Martin, Webb		1913
Martindale, Lloyd	TE	1969-70
Martinek, Douglas	G	1962
Martinovich, Michael	OL	2009-11
Marxen, Frank	T	1918-19
Marxmillier, Rex	B	1945
Masanovic, Joe	DG	1983
Mascarello, John (Capt.)	G	1975-77
Mason, Edward	E	1918
Mason, Lindsey	T	1975-77
Masoner, Paul	B	1956-58
Masoner, Richard	E	1963
Massare, Quido	G	1938-40
Mathies, Eric	DT	1994
Matterson, William	T	1892-94
Matthews, Christian	WR	2010-11, 13
Mattiox, Marvin	DB	1984-87
Maumalanga, Chris (Capt.)	DE	1990-93
Maura, Brian	WR/LB	2011, 13
Mayberry, Kyle	CB	2016-17, 19
Mayer, Robert	E	1952
Mayes, Adrian	OL	2005, 07-08
Mazyck, Larry	OL	2014-15
McAdam, John	T	1981
McAdams, Carl	RB	1920-22
McAnderson, Brandon (Capt.)	RB	2004-07
McAuliffe, Richard	DB	1975
McBride, Victor	P/H	2011
McBurrows, Gerald	CB	1991-94
McCabe, Scott	DL	1988-90
McCaleb, Willie	DE	2018-19
McCall, Tommy	G	1930, 34-35
McCamy, Scott	RB	1975
McCarroll, John	DB	1977-78, 80
McCarter, Duane	G	1945
McCarthy, Lynn (Capt.)	E	1955-57
McCarthy, Virgil	OL	1904, 06
McCaslin, Nick	OL	2004
McCauley III, Clyde	OL	2015, 17-19
McKay, Justin	WR	2013-14
McClendon, Harold	RB	2002-03
McClinton, Curtis (Capt.)	RB	1959-61
McClinton, James (Capt.)	DL	2004-07
McCord, Jeff	K	1994-96
McCormack, Michael (Capt.)	T	1948-50
McCormick, George	E	1928
McCoy, Frank	RB	1904
McCoy, John	DE	2003
McCoy, Johnny	CB	2001-02

McCoy, Michael	G	1970-71
McCracken, Clark	LB	2003-04
McCrane, Joseph	G	1978
McCray, John	T	1979
McCue, Charles	RB	1956-57
McCullough, Jeremiah	S	2018-19
McDaniel, Mike	C	1971-73
McDaniel, Willie	T	1967
McDermott, Sean	TE/LS	1995-97, 99
McDonald, Andrew	QB/E	1920-22
McDonald, Anthony	LB	2012
McDonald, Clifford	RB	1947-49
McDonald, Dexter	CB	2011, 13-14
McDougald, Bradley	WR/S	2009-12
McFarland, John	QB/C	1953-54
McFarland, Roger (Capt.)	QB	1960-62
McGee, Sandy	WR	1983, 85
McGonagle, Scott	DB	1979
McGowan, George	E	1968-69
McGraw, Brett	NT	1994-97
McGrew, Harden	T	1940
McGriff, Erick	WR	2010
McIntosh, Terry	RB/QB	1954, 56
McKenna, John	RB	1901
McKinney, Ty	DL	2013
McKone, Jean	RB	1915
McKown, Larry	QB	1957-58
McLean, John	E	1922-23
McMichael, Scott	QB	1974-76
McMillan, David (Capt.)	DE	2001-04
McMillan, Gordon	G	1926-27
McMurray, Arthur	RB	1893
McNaughton, Malcolm	RB	1905
McNeeley, Robert	DB	1978-81
McNorton, Kyle	LB	1978-81
McNulty, Ted	TE	2010-11
McNutt, Lynne	QB	1946-47
McQueen, Kameron	WR	2017-19
Mead, Forrest	QB	1906
Meade, Steven	T	1941
Mears, John	DB	1969
Mecham, Quinn	QB	2010-11
Medford, Jacky	G/T	1967
Mehrer, David	LB	1979-82
Mehninger, Peter	T	1931-33
Meier, Kerry	QB/WR	2006-09
Meier, Milton	B	1937
Mendell, Melville	T	1891-92
Mercer, John	LB	1973
Merkel, Monte	T	1938-41
Merritt, Gerry	RB	1957-58
Mestan, Steve	LB	2010-11
Meyn, Fred	C	1915
Mickel, Sidney	QB	1962-64
Michaels, James	WR	1974-76
Michaels, Ronald	RB	1959-61
Michaels, Manley	C	1903-04
Mickens, Lester	WR	1978-80
Miles, Ben	FB	2019
Miles, Manny	QB	2019
Miles, Schyler	LB	2012-13, 15
Miller, Adam	OT	1999
Miller, Daniel	RB	1965
Miller, Darnan	RB	2011, 13
Miller, Delvin	DB	1978-80
Miller, Edward	T	1943
Miller, Frank	RB	1912
Miller, Grant	E	1957
Miller, Ralph	RB	1938-39, 41
Miller, Robert A.	RB	1943
Miller, Robert L. (Capt.)	RB	1972-74
Miller, Jr., Tyrone	CB	2015-18
Miller, William	RB	1905-07
Mills, Derrick	WR	2000-03
Mills, James	G	1959-61
Millward, T.J.	QB	2014-15
Milton, Charles	C	1912
Milton, Sidney	G/C	1904-07
Mimbs, Robert	RB	1982-84
Mims, Zach	LB/DE	2003-04
Miner, Jean	C	1916
Mitchell, Bruce	T	1969-71
Mitchell, Jud	QB/DB	1974-76
Mitchell, Ray	S	2011
Mitchell, Robert	OLB	1989-92
Modrcin, William	RB	1949
Moeder, Ty	DE	1990-92
Moffett, Charles	RB	1943-44, 47-48
Moller, Kevin	LB	1989
Monroe, Dick	C	1947-48
Monroe, Terry	T	1947
Montgomery, Harold	T	1965-67
Moody, O.C.		1894
Moody, Ralph (Capt.)	RB	1953-55
Moody, Robert	RB	1891-93
Moore, Clyde	G	1934
Moore, Curtis (Capt.)	LB	1987-90
Moore, Emmanuel	WR/S	2015-18
Moore, Jim	TE	1993-96
Moore, Kyle	DT	1990-92
Moore, Robert	E/T	1945

Moore, Wade	RB	1899
Moos, Cole	P	2016-17
Moragne, Darrius	DE	2018-19
Moreland, Howard	G	1935-37
Morgan, David	RB	1966-68
Morgan, John (Capt.)	G/C	1973-75
Morris, Donnie	RB	1970
Morris, Duane	QB/RB	1957-59
Morris, Jim	E	1939
Morris, Kendall	RB	2018
Morrison, Thomas	DE	1977
Morrow, Kenneth	QB	1949
Morrow, William	RB	1945
Mortensen, Joe	LB	2005-08
Morton, Harry		1900
Mosby, Damani	DE	2015-16
Mosby, James	T	1922-23
Moses, Austin	WR	2015-16
Moshier, William	RB	1902
Mosier, John	E	1967-69
Mosse, Arthur (Capt.)	G	1895-98
Mott, James	C	1918
Moulton, Fay	RB	1898-99
Mount, Russell		1944
Mowery, William	QB	1943
Mrkonjic, George	G/T	1950-52
Mudge, Richard	DB	1972-74
Mudloff, Donald	G	1951
Mueller, Alex	K	2011
Mueller, Kurt	T	1984
Muhammed, Sadiq	DB	2005-07
Mullins, Richard	E	1928-29
Mullins, William	G/T	1923-25
Mundine, Jimmay	TE	2011-14
Munkres, John		1967
Munson, M.R.B.		1901
Murph, Brian	WR	2005-06
Murphy, Chaz	OLB	1999-2000
Murphy, Clifford	RB	1950-52
Murphy, Harry	DB	1975, 77-78
Murphy, John	G	1977
Murphy, Kevin	WR	1978-79
Murphy, Ryan	CB	2008-10
Musick, Lewis	G	1942
Mustard, John		1891
Myers, Isaiah	RB	1904-05, 08
Myers, Thomas		1926-27

Naramore, John	C	1938-39
Natsues, Stephen	E/T	1969-70
Nave, Steve	OG/DG	1982-83, 85-86
Neal, Derrick	WR/CB	2014-16
Neighbors, Guy	DT	1980-81
Nelloms, Jerome	DT	1970-72
Nelson, Thomas	T	1950
Nelson, Wade	G	1936
Nesmith, Carl	FS	1999-2000
Nesmith, Dean	T	1933-35
Nesmith, Orlando (Capt.)	QB/RB	1932-34
Nettles, George (Capt.)	T	1917, 19-20
New, Jim	WR	1988-91
Newbrough, Dan	LB	1988-89
Newman, Teddy	DE	1986-87
Newton, Rob	DB	1985, 87-88
Niblo, Ray	RB	1941
Nichols, Fred	RB	1902
Nicks, Greg	C	2001-02
Nielsen, John	QB	2003-04
Nielsen, Chris	OL	1988
Nielsen, Harry (Capt.)	RB	1915-17
Nolsinger, Rola (Capt.)	E	1899-1902
Nolen, Matt	G	1988-90
Normore, Clint	DB	1987
Norris, Charles	G	1918
Norris, Darrell	E	1948-49
Norris, Delvin	E	1949
Norris, Moran	RB	1997-2000
Norris, Robert	G	1973-74
Norseth, Mike	QB	1984-85
Nwabuisi, Austine	FB	2001-04

Oakson, Thomas	LB	1970-72
Oatis, Gary	DT	1989-90
O'Brien, Mike	C/T	1964-65
Ochoa, David (Capt.)	OL	2003-06
Oddonetto, John	OG	1999-2000
Odell, John	G	1977
Odle, Lason		1900
O'Doherty, Thomas	T	1976-78
Oelschlager, Ronald	RB	1962-64
O'Gara, Guy	LB	1986-87
Ogbebor, Ozafe	LB	2015-18
Ogletree, Marnie	CB	2015-16
Oguntondu, Olaitan	LB	2006, 09-10
Olson, Benjamin	WR	1967
Oliver, Steven		1979-80
Olobia, Anthony	DE	2015-16
Olson, Andrew	T	1927-28
Olson, Rodney	WR	1977

Omigie, Chris	WR	2010-12
O'Neal, Charles	E	1949-50
O'Neil, Richard	E	1931-33
O'Neil, Robert	E	1940-41
O'Neil, Vince	RB	1970-72
Onyegbule, Maxwell	DE	2007-09
Oporum, Toben	RB/DE	2009-12
O'Quinn, Willie	WR	2008, 10
O'Rear, John	QB/K	1975
Orth, Mike	QB	1983-84, 86-87
Osborn, Fred	G	1977, 79-80
Oswald, Paul	C	1983-86
Outland, Dr. John	T	1895
Overman, Marvin	T	1943
Owen, Benjamin	QB	1898-99
Owen, Marc	OG	1997-2000

Paden, Virgil	QB/E	1928-30
Page, Kenton (Capt.)	LB	1969-71
Page, Leland	RB	1929-31
Page, Michael	DB	1987
Page, Ron	WR	1990
Paige, Anton	WR	1999
Palkowsky, Henry	G/T	1915
Palmer, Brian	QB	1962
Palmer, Gery	DE	1970-72
Palmer, Harold	E	1956-58
Parchment, Andrew	WR	2019
Pardula, Trevor	P/K	2013-14
Parent, Frank	QB	1899
Parish, Darius	DT	2008, 10
Parker, James	QB/RB	1912-13
Parks, Jerome	TE	1997-98
Parks, Mark	OL	1984-87
Parmalee, Tre	WR	2012-15
Paronto, Francis	B	1936
Parrish, Walter	G	1981-82
Passman, Bernard	E/C	1942
Patchen, Michael	DB	1970
Patmon, Tyler	CB	2010-12
Patrick, Tyler	WR	2015-18
Pattee, Frank (Capt.)	B	1945-48
Patterson, Daymond	WR/CB	2008-10, 12
Patterson, Elvis	DB/DE	1981-83
Patterson, Eric	WR	1997-99
Patterson, Harold	E	1952-53
Patterson, Matt	RB	2003-04
Paulsen, Mark	TE	1981
Payne, Foster	RB	1928-29
Pears, Howard (Capt.)	G	1890
Pearson, Jawad	OT	2001
Peebler, Brad	LB	1989-90
Peele, Skip	WR	1984-85
Pelfanio, Joey	K	1999-2000
Peloquin, Michael	RB	1965
Pendleton, Raimond	WR	2007-09
Penny, Anthony	G	1981-82
Penny, Junius	C/T	1942-43
Peppercom, John (Capt.)	E/T	1957-59
Perez, Christopher	DL	1988-91
Perkins, Brandon	LB	2002-05
Perkins, Donald (Capt.)	DE	1970-72
Perkins, Jack	LB	1967
Perry, Keaton	QB/WR	2015-17
Perry, William	G	1964-66
Peterman, Chea	LB	2010
Peters, Bryan	OL	2014-15
Peters, James	T	1902
Peterson, David	T/E	1965-66
Peterson, John (Capt.)	RB	1933-35
Petterson, Edward	RB	1915
Petty, Reece	WR	2010
Phutzenreuter, Donald	RB	1954-56
Phelps, Edwin	G	1933-35
Phipps, Michael	QB	1982
Piatt, William (Capt.)	RB/E	1891-95
Pick, Kale	QB/WR	2009-12
Pieper, Bob	T	1983-85, 87
Pierce, Don (Capt.)	C	1939-40
Pierson, Tony	RB/WR	2011-14
Pilch, James	T	1964
Pile, Donald	LB	1974, 77
Pinkney, Marshall	LB	1982
Pippen, Morris	G	1974-76
Pirrie, Mike	LB	1987
Plaskett, Warren	RB	1931-33
Pleasant, Carl (Capt.)	E	1

ALL-TIME LETTERMEN

Potter, Gavin	LB	2019
Powell, Chris	FB	1991-94
Powell, Corrigan	CB	2012
Powell, Emery		1900
Power, John	T/E	1910
Powers, George	QB/E	1924-25
Powers, Kenneth	DT	1981-83
Prater, John	G/C	1980-81
Pratt, Richard	T	1963-65
Prelock, Edward	T	1956-57
Preston, Asheiki	QB	1993-94
Preston, David	QB	1955-56
Preston, Robert	T/G	1954-55
Price, William	QB/E	1910-12
Priest, Jason	DB	1988-91
Priest, Richard		1904-07
Pringle, James	RB	1916-17, 19
Prologo, Nick	K	2012
Promrenke, Bret	OLB	1991-93
Propernick, Anthony	FB	1927
Prox, Kru	LB	2017-19
Pullia, Kyle	OL	2017
Pumphrey, Norman	G	1945
Puthoff, Justin	FB/TE	2010, 12
Putnam, George	G	1906
Pyles, Brandt	LB	1998

Quast, Tyler	LS	1991-94
Quatrochi, Peter	C	1961-63
Quick, Tommy	QB/WR	1984-86
Quigley, Angus	RB	2007-10
Quigley, Ernest	RB	1900-01

Radcliffe, James	FB/NG	1979
Rader, John	RB	1945
Ragon, Arthur	T	1952
Ragone, Mike	TE	2012
Ragsdale, James	G	1978-79
Rambo, Hal	E	1912
Ramsey, Floyd	C/E	1928-30
Randall, Howard	T	1909
Randall, Preston	RB	2014-15
Randall, Reese	RB	2016-18
Randle, Avery	DB	1994-97
Randle, John	RB/DB	2003-04
Randolph, John	LB	1985-86
Raup, Allen	RB	1926
Rawlings, Roger	RB	1966-67
Rawls, Thad	WR	1997
Ray, Murphy	WR	1985, 87
Rayford, Dion	DE	1998-99
Reber, John	E	1913-15
Reed, Norman	G/C	1954-55
Redhage, Jeff	DE	1997, 99
Reed, Howard	G	1905-08
Reed, Robert	WR	1993-94
Reed, W. D.		1902
Reedy, Howard	G	1915, 21
Reesing, Todd	QB	2006-09
Reeves, Michael	RB	1968
Reich, Gilbert	QB	1952
Reich, Richard (Capt.)	C/RB	1954-55
Reid, Nick (Capt.)	LB	2002-05
Reid, Robert	E	1963
Reid, Theodore	E/RB	1916, 19-20
Relph, Ross	T	1940
Remsburg, Dale	E	1957-59
Remsburg, George	RB/T	1954-55
Renko, Steve	E	1938-39, 47
Renko, Steve	QB	1963-64
Replogle, Max	E	1936-38
Resby, Patrick	S	2007-08
Resnick, Carl	WR	1997
Reust, Andrew	DB	1975-76
Reynolds, Albert	E	1944
Reynolds, Michael	DE	2011, 13-14
Rhodes, Jayson	OL	2015-17
Rhule, Dan	T	1937-39
Ribordy, Mesa	OL	2016-17
Rice, William E.	RB	1903-04, 07-08
Richardson, Charles	C	1902
Richardson, Joseph	B	1936-37
Richardson, Josh	DE	2012
Richesson, Luke	DB	1993-96
Richmond, Shaquille	S	2016-19
Ricks, Ronald	DB	1976-77
Rideau, Brandon (Capt.)	WR	2001-04
Riegler, Warren (Capt.)	E	1943-44
Rieth, Rich	P	1986-87
Riggins, Franklin (Junior)	RB	1966-68
Riggins, Robert (John)	RB	1968-70
Riggins, William	RB	1912-73
Rinehart, William	RB	1949
Ringwood, Bruce	LB	2004
Rivera, Mike	LB	2005-08
Roach, Gregory	T	1979, 81
Roach, Steven	LB	1969-71
Robben, Robert	E	1962-64
Robben, Roger	FB	1988-91

Robbins, Roy	E	1915
Roberson, Akili	WR/QB	1997
Roberts, Alvin	TE	1976
Roberts, Clay	C	1952
Roberts, Cleve	OG	1995-96
Roberts, Gene	RB	1942
Roberts, Jay	E	1961-63
Roberts, Joe	RB	1942
Roberts, Marquis	LB	2015-16
Robertson, Jerry	QB	1951-52
Robinson, Bobby	RB	1956
Robinson, Delario	WR	1973
Robinson, Glenn	LB	2000-02
Robinson, Randolph	LB	1972
Robinson, Stephen	WR	2018-19
Robison, James	QB/RB	1943, 45-46
Rodgers, Jack	QB	1950-51
Rodgers, Keith	OLB	1992-95
Rodino, Brian	OL	1994
Rodriguez, Cesar	OT	2004-07
Roe, Quincy	DB	1998-2001
Roe, Spencer	FB	2019
Rogan, Pat	OLB	1990
Rogers, Jake	G	1903-04
Rogers, Marcus (Capt.)	LB	1998-2001
Rogers, Mike	TB	1984-87
Rogers, Myron	E/T	1954
Rohde, Theodore	RB	1954-56
Rohlf, Richard	G	1957-59
Rojas, Alonso	P	2008-10
Rooney, Shane	TE	1995-97
Root, Charles	T	1904-05
Root, Cooper	LB	2019
Rosalis, Gabe	OT	1999-2001
Ross, Erroll	RB	1973-74
Ross, Roger	WR	2000-01
Ross, Zach	QB	2005
Rosser, Cameron	LB/DE	2014-16
Rossmann, Richard	RB/G	1951-52
Rost, Otto (Capt.)	G	1929-31
Roth, Gregory (Capt.)	G	1963-65
Rothrock, Irwin	RB	1893
Rouse, Carl (Capt.)	E	1904-07
Rouse, Wallace	T	1944, 49
Roux, Dominic	WR	2003-06
Rowe, Caleb	DB	1976-77
Royal, Dean	P	1996-97
Royer, Jacob	G	1904
Royle, Claude		1898-99
Ruble, Mirle	RB	1916-18
Ruble, Roland	RB/G	1915, 19
Rubles, Calvin	CB	2009-10
Rucker, Richard	RB	1969-70
Rui, Gabriel	K	2017-18
Rus, Darren	LB	2002-05
Rus, Steven	DE/DB	1972, 74
Russell, Charles		1904
Russell, Ernie	RB	1956
Russell, Harlan	QB	1913-15
Russell, Marion	RB	1902, 04
Russell, Thomas	T/G	1956-58
Rutz, Ben	QB	1995-96
Ryan, Martin (Capt.)	T/DE	1970-72

Saathoff, Kenneth	E	1972-74
Sabatini, Frank	RB	1951-53
Salo, Karl	DT	1968-69
Sampson, Caleb	WR	2019
Samuel, Peda (Capt.)	DL	1986-88
Sanborn, Theodore	E/T	1923-25
Sandefur, Carl	E/T	1949-51
Sandefur, Edwin	T	1920
Sanders, Mark	RB	1993-96
Sanderson, John		1896-97
Sandifer, Richard	QB	1953-54
Sands, Justin (Capt.)	OT	1999-2002
Sands, Tony	RB	1988-91
Satore, Karl	T	1963
Saulsbury, Hunter	OL	2016-17
Saunders, Mavin	TE	2018
Saunders, Seymour	C/G	1920-21
Sayers, Gale (Capt.)	RB	1962-64
Scanlan, John	G	1973-74
Scanlon, Timothy	DE	1969
Schaake, Elmer (Capt.)	B	1930-32
Schaeke, Ralph	T/E	1939-41
Schaeke, William (Capt.)	E	1949-51
Schadler, Ryan	RB	2015-18
Schenker, Kyle	LB	1987
Schermer, Jake	LB	2006-09
Schick, Doyle (Capt.)	RB	1958-60
Schimmenz, John	E	1944
Schleicher, Jeffery	TE	1979-81
Schmidt, Bob	C	1997-2000
Schmidt, Charles	RB	1969-71
Schmidt, Dan (Capt.)	C	1990-93
Schmidt, David (Capt.)	E	1945-48, 51
Schmidt, Edgar	RB	1927-29
Schmidt, George	RB/QB	1925, 27
Schmidt, Kregg	OL	2002

Schmidt, Walter	C	1956-58
Schmitz, Galen	DB/LB	1972-73
Schmitz, Leonard	DT/G	1974-75
Schneider, Dave	OG	1982
Schnellbacher, Otto (Capt.)	E	1942, 46-47
Schoneise, Quintin	T	1981, 83-84
Schopflin, Jack	T	1927-29
Schranz, John	T	1900
Schriner, Scott	TB	1986
Schroeder, Arthur	RB	1928
Schroeder, Herman	G	1928
Schroeder, Sam	FB	2019
Schroll, John	TE	1970-72
Schuler, Gordon	G	1982-83
Schumm, Jim	OT	1970-72
Schwab, James		1911
Schwartzburg, Dodge	PK	1984
Schweda, Brian	T	1962-64
Scott, Arthur	OT	1973-75
Scott, Mitchell	FB	2000-01
Scott, Robert	C	1902
Scott, Thomas	QB	1947
Scribner, William (Bucky)	P	1980-82
Seigel, John	T	1934-36
Semke, T.J.	DL/FB	2014-15
Sendish, Cassius (Capt.)	DL	2013-14
Seurer Jr., Frank	S	2016
Seurer Sr., Frank	QB	1980, 82-83
Seymour, Brian	S	2005, 07
Shank, Albert	C	1974-76
Shanklin, Donald	RB	1966-68
Shanks, James	E/C	1963
Shannon, Joe	DE/LB	1971-72
Shannon, John	RB	1926-28
Shannon, Walter	RB	1923
Sharp, Jake	RB	2006-09
Sharp, Marc	QB	1975-76
Sharpe, Lamar	DE	1994, 96-97
Shaw, Kevin	S	2014-16
Shawger, Frederick	G	1966
Shazor, Carl	DB	2000
Sheets, Eddie	DE	1971-72
Shellenberger, William		1893
Shelley-Smith, Jordan	OL	2014-16
Shenik, Henry	E	1926-27
Shepard, Alvin	E	1892-93
Shepherd, JaCorey	WR/CB	2011-14
Sheridan, Walter	C	1940, 42
Sherman, Adrian (Capt.)	RB	1890-91, 95
Sherwood, Eugene	RB	1942
Sherwood, Floyd	G	1927
Sherwood, Oscar	G	1927
Shields, Warren	LB/FB	1984, 86
Shinn, Earl	E	1916-17
Shinn, Michael (Capt.)	E/T	1962-63, 65
Shirk, Dave (Capt.)	B	1936-38
Shive, Edison		1944
Short, Theodore	B	1944
Shumaker, Jason	FB	2002
Sibbensen, James	G	1970
Sihlanick, Michael	G	1937-39
Silver, Lonsdale	RB	1898-99
Simceka, Bennie	C	1980, 82-84
Simmons, Barrin	P	1994-95
Simmons, Edward	LB	1980, 82-83
Simmons, KeyShaun	DT	2017-18
Simmons, Mark	WR	2002-05
Simmons, Shelton	CB	2003-04
Simmons, Victor	S/LB	2011-14
Simon, Loren	RB	1918-20
Simons, Dolph	G/P	1948-50
Simons, John	DB/RB	1951-52
Simpson, Ernest		1895-96, 98
Simpson, John		1894-96
Simpson, Lacey		1898
Simpson, Samuel	E/RB	1958-60
Sims, James	RB	2010-13
Sims Jr., Steven	WR	2015-18
Sizemore, Nick	FB	2011-13
Skahan, Robert	QB	1964-65
Skapnek, William	DT	1972-73
Sklar, Richard	G	1933-35
Slyter, Mark	OLB	1990
Small, Marvin	E	1946-47
Smay, Cecil	T	1929-30
Smay, Charles	T	1929-30
Smiley, Trent	TE	2011-12, 14
Smith, Alex	OT	2008, 10
Smith, Ashaundai	WR	1992-95
Smith, Bob	OT	1998, 2000-01
Smith, Carrie	QB	1930-32
Smith, Chris	DB	1991-92
Smith, David	DL	1984
Smith, Dylan	QB	1999-2000
Smith, Gerald		1923
Smith, Gregory	DL	1977-78, 80-81
Smith, Hugh	RB	1960
Smith, James	WR	1974-76
Smith, Jared	C	1993-96
Smith, Kimball	G	1963, 65
Smith, Laverne	RB	1973-76

Smith, Lubbock	S	2009-12
Smith, Lynwood	E	1949-50
Smith, Mac	PK	1986
Smith, Mark	TE	1990
Smith, Mathew		1892
Smith, Nick	C	1999-2001
Smith, Paul	QB/E	1955
Smith, Quintin	WR	1986-89
Smith, Ralph	G/T	1910
Smith, Reginald A. (Capt.)	T	1923-25
Smith, Reginald L.	T	1981-83
Smith, Russell	G	1924
Smith, Samuel	RB	1976-79
Smith, Shane	DL	2011-13
Smith, Steven	QB	1980-81
Smith, Thomas	G	1898-99
Smith, Verni	G	1909
Smith, Will	OL	2016
Smith, Willie	RB/E	1964-65
Smith, Wint	G	1916, 19-20
Smithburg, Mike		2013-14
Smithson, Fish (Capt.)	S	2014-16
Smoot, Charles (Capt.)	C	1928-30
Sneed, James	QB/WR	1981-83
Snell, Arnold (Capt.)	FB	1986-88
Snyder, Jeff	RB	2001
Snyder, Lance	OT	1990
Sobek, Lloyd	TE	1975, 77-79
Sommers, Herbert	RB	1913
Soren, Milton	G	1929-30
Soren, Nelson	T	1928-30
Sosinski, James	TE	2018-19
Speak, Fred	RB	1895-96
Spear, Robert	DB	1974
Spear, Roy	C/T	1910
Spears, Derek	TE	2005-07
Spears, Doyle	DL	1982
Spears, Dustin	DL	2009
Spencer, Colin	CB	2014-16
Spencer, Oliver (Capt.)	G/T	1950-52
Spencer, Riley	OL	2010-11, 13
Sperry, J. Bryan	E	1946-48
Sperry, Kenneth	G/E	1946-48
Spikes, Jeff	OL	2008-09, 11
Spreklemeyer, Joe	RB	1960
Springer, Eugene	RB	1892
Springer, Justin	LB	2007-10
Spurgeon, Tristan	RB	1921-22
Spurney, Joe	G	1958-60
Staab, Ervell	G	1956, 58
Staab, Kent	C	1959-61
Stafford, Matt	DB	1990
Stallard, Mark	LB	1979
Stallman, Jason	TE	1989
Standage, David	C	1969-70
Stanley, Carter	QB	2016-19
Stapleton, George (Capt.)	T/G	1936-37
Star, Wilbur	RB	1924-26
St. Clair, William	E	1960-62
Steele, Clarence	DB	1908
Steele, Mike	OT	1992-93
Steinberger, Earl	E	1893
Steinhausner, Jamey	DB	1983-86
Stephenson, Thomas	RB	1907-09
Sterling, Aslam	OL	2012-13
Sterling, Miles		1890
Sternberger, Jace	TE	2016
Stevens, James	G	1948
Stevens-McKenzie, Najee	DE	2018-19
Stevenson, Albert	RB	1955
Stevenson, Jason	OG	1999-2001
Steward, AJ	TE	2008, 10-11
Stewart, Brandon	CB	2015-16
Stewart, Jon	DL	1984-86
Stiebel, Jim	C	1994-96
Stinson, Wade	RB	1949-50
Stockdale, Don	G	1944
Stockemer, Gordon	G	1972-74
Stokes, Fred	RB	1893-95
Stokes, Sims		1964
Stone, Charles		1893-95
Stowers, Keon (Capt.)	DL	2012-14
Strauch, Walter (Capt.)	QB	1955-57
Strehlow, Chester	QB	1950-51
Stricker, Thomas	G/T	1904-

ALL-TIME LETTERMEN

Sullivan, James	RB	2016
Sullivan, Michael	T	1969-71
Sullivan, Terence	LB	1993-94
Sullivan, Milton (Capt.)	RB	1937-39
Sutherland, Dwight	E	1944
Sutter, Bill	DB	1987
Sutton, Mitchell	DT	1972-73
Swanson, Jason	QB	2004-05
Sweatman, Michael (Capt.)	LB	1965-67
Swengros, Glenn	QB	1956
Swenson, Paul	G	1983-85
Swift, Robert	K	1973-75
Swinford, Wes	LB	1989-92
Swoboda, Paul	G	1956-57
Sydney, Harry (Capt.)	RB	1978-80

Talib, Aqib (Capt.)	CB	2005-07
Talkington, Robert	T	1949-50
Tavai, Jordan	DL	2012-13
Taylor, Frank	C	1924-26
Taylor, Garfield	RB	1980-81
Taylor, Jerry	E	1951-53
Taylor, Kent	TE	2015
Taylor, Shakial	CB	2017-18
Taylor, Steven (Capt.)	DB	1973-75
Taylor Jr., Vaughn	DE	2017
Teddleton, Brock	DT	2001
Temple, Floyd	RB	1949
Tenenbaum, John	T	1941
Terrell, Darryl	RB	1987
Terry, Doug	DB	1988-91
Terry, Keeston	S	2011
Testerman, Harold	E	1924-25
Tharp, Hulton	LB	2009, 11-12
Thiel, Larry	LB	1990-93
Thierolf, Judson (Grant)	C/G	1979-82
Thomas, Fred	QB	1992
Thomas, Orlo	G	1949
Thomas, Ricky	S	2018-19
Thompson, Blake	T	1974-76
Thompson, Broderick	DT	1981-82
Thompson, Deron	RB	2017-18
Thompson, Kenneth	DB	2003-05
Thompson, Kyle (Capt.)	P	2017-19
Thompson, Matt	OL	2004-05
Thompson, Thomas	T	1962-64
Thoren, Jason	LB	1994-97
Thornberry, Wallace	T	1902
Thornton, Justin	S	2006-09
Thorson, Brad	OL	2008-10
Tice, Orben	E	1946-51
Tiger, Kenneth (Capt.)	G	1961-62
Timmons, Rod	DL	1983
Toburen, Chris	LB	1978-81
Todd, John	QB	1915-17
Todd, Richard	G	1954
Tomlinson, Richard (Capt.)	G	1947-49
Toomey, Gabriel	LB	2003-04
Topps II, Robert	S	2018
Torneden, Bryce (Capt.)	S	2016-19
Tovi, Andru	OL	2017-19
Towle, Steve (Capt.)	LB	1972-74
Tracy, Brian	PK	2001
Traylor, John	RB	1955-57
Trossen, Ken	DT	1987-88
Truitt, Walter		1891
Tucker, George	RB/T	1898-1900
Tucker, John		1897
Tucker, Kyle	P	2004-07
Tucker, Robert	DL	1984-85
Tudor, Herbert	G	1912-13
Tumpich, Joseph	DB	1979-80
Turgeon, Orville	C	1966-68
Turner, Jeff	LB	1972-73, 75
Turner, Jesse	E	1942, 46
Turner, Lucius	WR	1970-71
Turner, Paul	K	1946
Turner, Warren	G/T	1937-39
Turzilli, Andrew	WR	2011-13
Tushaus, Kirk	G	1979
Tyler, Matt	P	1998-99
Tyree, Greg	LB	2001-04
Tyrer, Jason	LB	1988-90
Tyrrell, Chris	P	2001-04
Tyus, Robert	DE	1969-70

Ulrich, Hubert (Capt.)	E	1939-41
Unruh, Arch	QB	1950-52
Unruh, Otto	E	1950-52

Vanatta, Chester	C	1957-58
Vandaveer, Marvin	RB/QB	1940-41
Vandree, Matt	WR	1995
Vann, Derek	WR	2001
Vann, Eric	RB	1994-97
Van Saun, Paul	DT	1972-75
Van Sickle, Herschel	C	1976
Vang, Pete	TE	1990-93

Vang, Shawn	OG	1995-98
Vanoy, Vernon	DE	1967-68
Vaughn, Joe (Capt.)	C	2003-04
Vaughn, Robert	CB	1990-93
Vaughn, Willie	WR	1985-88
Vaught, John	LB	1978
Vechiarella, Bill	DB	1983-85
Verdugo, Kevin	QB	1987
Vernson, Harry	G/T	1916
Verser, David	WR	1977-80
Vidoli, Marino	OG	1989
Vignatelli, Bradley	DB	1981
Vignatelli, Eugene	G/T	1952-54
Vincendese, Mark	QB/WR	1976-78
Vincent, Wilbur (Capt.)	RB	1900-02
Visinia, Junior	OL	2014
Vogel, Jack	T	1935-36
Voights, Emil	E	1896-97
Voigts, Myron	T	1925-26

Wade, Clifford	G	1943
Wagoner, Daniel	DB	1978, 80-81
Wahlmeier, Galen (Capt.)	T/C	1955-56
Walker, Malcolm	LB	2011
Walker, Marion	G	1962-63
Walker, William	C	1894-97
Wall, Charles	RB/K	1925-26
Wallace, Clyde	RB	1906
Wallace, Dwayne	OL	2018
Walters, William	E	1964-66
Walters, Wyeth	QB/RB	1924
Walton, Alvin	DB	1984
Walton, David	DT	1987-89
Walton, Jack	DT	1943
Ward, Lewis	G/T	1935-37
Ward, Ronnie	OLB	1992-94, 96
Waring, Clarence	RB	1905, 08
Warner, Ron	OLB	1996
Warren, Charles	C	1937-39
Warren, Thad	LB	1994-95
Washington, Eric	LB	2005-06
Watkins, Brandon	LB	2001-04
Watkins, Frank	C	1932-34
Watkins, Johnnie	DB	2003
Watkins, Travis (Capt.)	DT	2001-04
Watson, Kyrion	LB	2014-15
Wattelet, Frank	DB	1978-80
Watts, Keith	DT	2002
Waxse, David	RB	1965-66
Waylan, Larry	T/G	1961
Weatherbie, Jonas	QB	2002
Weatherby, James	RB	1944
Weaver, Doug	DT	1994
Weaver, Richard	RB	1932
Webb, Anthony	DB	2006-07
Webb, Jordan	QB	2010-11
Webb, Scott	PK	2004-07
Wedel, Brad	T	1984-87
Weekley, Monroe	DE	2003
Weger, John	G/T	1973
Wegner, Zac (Capt.)	QB	1997-99
Wehrman, Geoff	DB	1988
Weidlein, Gary	C	1921-22
Weidlein, William (Capt.)	G/T	1911-13
Weidner, Odell	LB	1972-74
Weir, John	G	1968-69
Welch, Kenney		1920
Wellman, Joe	QB	1925-26
Wellman, Michael	C	1976-77
Wells, Dean	RB	1949-51
Wells, Dick		1932-34
Wenstrand, Charles	E/RB	1938
Werner, Mike	DL	1984, 86
Wertzberger, John	C	1956-58
Wertzberger, Kenneth	G	1966-68
Wessling, David	T	1980-82
Wheeler, Jeff	DE	2006-09
Whitaker, Bob	OL	2003-06
White, Bob	RB/QB	1933-34
White, Bryan	DB	1989
White, David	DT	1986-87
White, George	RB	1990-94
White, Jesse	E	1905-07
White, Larry	G	1965-66
White, Ronald	G/E	1950-51
White, Ulysses	E	1970-71
Whitla, Ezra	E	1901
Whittaker, Scott	OT	1993-96
Whittemore, Bill (Capt.)	QB	2002-03
Whitten, Bobby	T	1978-80
Wiedemann, Franz		1912
Wienecke, Emil	QB	1935-37
Wier, Brandon	DB	1998-2001
Wilbers, Mark	DT	1979-82
Wilcox, Charles (Capt.)	C/T	1898-1900
Wilder, Wayne	DL	2005-06
Wilhelm, Glenn	RB	1910
Wilhelm, Steven	G	1969
Willeford, Brent	TE	1991-94
Williams, Algen	WR	1999-2000

Williams, Darnell	LB	1983, 85
Williams, Delvin	RB	1971-73
Williams, D.J.	DT	2015
Williams, Devon	DT	2015-16
Williams, Dom	RB	2017-19
Williams, John	NT	1996-99
Williams, John	DT	2009-10, 12
Williams, Josh	DE	2012
Williams, Lynn	TB	1984-85
Williams, Lynn	RB	1943
Williams, Mark	QB	1994-95
Williams Jr., Pooka	RB	2018-19
Williams, Takulve	WR	2018-19
Williamson, Orah (Capt.)	QB	1890-95
Willis, Darius	LB/DE	2011-13
Willis, Ryan	QB	2015-16
Wilson, Ben		1945
Wilson, C.		1894
Wilson, Carl	OL	2008-09
Wilson, Clarence	QB	1921-22
Wilson, Donald	QB	1948
Wilson, Forrest	RB	1942
Wilson, Gilbert	RB	1959-61
Wilson, Harold	QB	1912-13
Wilson, Henry		1894
Wilson, Ivanhoe	E/G	1916
Wilson, Johnathan	WR	2007-10
Wilson, Roy	QB	1903, 05
Wilson, Wayne	C/RB	1937-40
Winbush, David	RB	1997-2000
Winslow, Clarence	E	1936
Winter, Winton	C	1950-51
Winter Jr., Winton	C	1973
Wirtel, John	LS	2013-18
Wise, Daniel	DT	2015-18
Wohlford, Cecil	G	1964-66
Wolfe, Ian	OT	2007-09
Wood, Harley	G	1907-08
Wood, Walter	QB/C	1914-15, 19
Woodbury, Charles	RB	1910-11
Woodbury, Harold	RB	1910
Woodruff, Lawrence	C	1923
Woods, Gregory	T/G	1976
Woods, Quintin	DE	2009-10
Woodward, David	T/G	1898-99
Woodward, George	RB	1916
Woody, Warren	C	1951-52
Woody, Warren	G	1916-17, 20
Woolfolk, Raymond	G	1952-53
Worley, George	G	1963
Wright, Arist	LB	2006-09
Wright, Dennis	RB	1975-76
Wright, Ernest	TE	1980, 82-83
Wright, Isaac	LB	2011
Wright, Jahmal	DB	1998-99
Wright, Sylvester	OLB	1991-94
Wygale, Ralph	T	1944
Wyman, Matthew	K	2013-16

Yarnell, Lyndall	DE	1983-84, 86
Yeo, Clyde		1902
Young, James	DE	1974-77
Young, Kevin	DL	2010-13
Young, Scellars	LB	1977-80
Young, Zackary	LS	2013

Zaffaroni, Paul	LB	1988-90
Zell, Tony	QB	1994
Zidd, James	LB	1977-79
Ziegler, Wayne	DB	1983-86
Zimmerman, James	T	1940
Zlatnik, Duane	DL/OL	2009-12
Zook, Dean	DE	1972-74
Zook, John (Capt.)	DE	1966-68
Zuber, Harold (Capt.)	RB	1924-26
Zunica, Michael	LB/FB	2014-16
Zvolanek, Joe	E	1931

This listing of all-time lettermen is as complete and accurate as historical records allow. Included are names -- in some instances first name and not actual name on roster -- along with position and years lettered of the more than 2,000 letterwinners who have played at the University of Kansas. Corrections and additions are welcomed if they can be verified. Inquiries should be directed to the KU Communications Office.

CAPSULE HISTORY



1890 SHERMAN SCORES FIRST KU TOUCHDOWN

Kansas played its first official football game, losing to Baker University in Baldwin, Kansas, 22-9. Right halfback A.F. Sherman scored KU's first touchdown on a punt return. An account of the game in the *Weekly University Courier* described Sherman's TD: "Hudson punted the ball down the field. Sherman managed to get the ball and made a phenomenal run for the first Kansas score ever made in football."

1912 KU DEFEATS MU IN FIRST HOMECOMING

Playing its first Homecoming game before a crowd of 9,000 fans at McCook Field, KU downed rival Missouri, 12-3. Jayhawk coach Arthur Mosse used a new offensive alignment, known as the "Minnesota Shift" to confuse the Tigers that afternoon.



1931 KU PLAYS HASKELL IN FIRST HOME NIGHT GAME

On a Friday night, Oct. 2, Kansas hosted the Haskell Indians in the first-ever home night game in Jayhawk football history. The concept for a night game came from KU athletics director Phog Allen, who was able to transport portable lights that were borrowed from Haskell Stadium (also in Lawrence) and put them in place at Memorial Stadium. In front of 11,000 fans, Haskell surprised KU with a 6-0 victory.

1899 KANSAS HAS FIRST PERFECT SEASON

In his only season as head coach at Kansas, Fielding H. Yost led the Jayhawks to a 10-0 record, which represents one of just two perfect seasons in the 129 years of football competition. KU outscored its opponents 280-37 and averaged 28 points per game. Yost, who later gained fame as head coach at Michigan, was inducted into the College Football Hall of Fame in 1951.

1920 PHOG ALLEN BUILDS A FOOTBALL STADIUM

Legendary KU basketball coach Phog Allen, in his only season as head football coach, rallied his team from a 20-0 halftime deficit to a 20-20 tie against Nebraska. Leading the team were senior quarterback Dutch Lonborg and halfback John Bunn, who were later inducted into the College Basketball Hall of Fame. Monday, students and faculty gathered to celebrate the comeback and more than \$200,000 was pledged over a three-day period to build a concrete stadium to replace McCook Field.

1947 EVANS & SCHNELLBACHER: FIRST TEAM ALL-AMERICANS

Led by KU's first two All-America selections - halfback Ray Evans and end Otto Schnellbacher - the Jayhawks finished the season with an 8-1-2 record, tied for first in the conference and capped the season by playing Georgia Tech in the 1948 Orange Bowl. It marked KU's first appearance in a postseason bowl game. Among the victories that season for head coach George Sauer was an 86-6 win against South Dakota State, which represents the most points a KU team has ever scored in a single game. KU finished the year ranked 12th in the final Associated Press poll.

1908 FIRST CONFERENCE CHAMPIONSHIP

The Jayhawks finished with a 9-0 record, outscoring their opponents 131-20, and claimed the school's first conference championship by finishing with a 4-0 record in the Missouri Valley Intercollegiate Conference.

1921 JAYHAWKS OPEN PLAY IN MEMORIAL STADIUM

In the first game in Memorial Stadium, the Jayhawks defeated Kansas State, 21-7, in front of 5,160 fans. When the stadium opened, the east and west side stands were completed with a capacity of 22,000. The final game of the 1921 season saw KU down Missouri, 15-9, before 15,480 fans.

DR. JAMES NAISMITH

& THE GAME OF FOOTBALL

The man credited with inventing the game of basketball - Dr. James Naismith (right) - also had a significant impact on the development of football. Naismith took a football and cut it lengthwise and placed it over his head to protect his ears as a football player at Springfield College. Thus, the first football helmet was invented.

Naismith was hired by the University of Kansas in 1898 as director of physical education on the recommendation of legendary football coach Amos Alonzo Stagg. He retired from active teaching in 1937 after 39 years as a member of the KU faculty.



CAPSULE HISTORY

1960 JAYHAWKS UPSET A NO. 1-RANKED TEAM

The Jayhawks faced one of the most challenging schedules in school history, facing three teams (Syracuse, Iowa and Missouri) ranked No. 1 in the nation. KU lost early in the season to Syracuse (14-7) and Iowa (21-7), but the elite backfield combination of John Hadl, Curtis McClinton, Doyle Schick and Bert Coan helped lead the Jayhawks to a 23-7 upset win versus then No. 1-ranked Missouri. The win was later forfeited when it was determined that Coan had received a free plane ride to the College Football All-Star Game in Chicago from a KU alumn.

1963 SAYERS SCAMPERS FOR NCAA RECORD

Hall of Fame halfback Gale Sayers put his name in the college football record book by breaking loose on a 99-yard run against Nebraska in Lincoln, the longest run from scrimmage at that time in NCAA history. Only four other backs (including KU's Eric Vann) have accomplished a run of that length in the history of college football.

1967 A COACHING STAFF OF EXCELLENCE

After finishing with a 5-5 record in his first season as head coach in 1967, Pepper Rodgers assembled one of the greatest coaching staffs in KU history to begin the 1968 season. The staff included several assistants who would later achieve fame as head coaches, including John Cooper (Tulsa, Arizona State and Ohio State), Dick Tomey (Arizona), Terry Donahue (UCLA), the late Dave McLain (Wisconsin) and Don Fambrough (Kansas). The staff also included Doug Weaver (former athletics director at Georgia Tech and Michigan State) and Larry Travis (former athletics director at Kansas State and Western Carolina).

1968 ROGERS TAKES KU TO ORANGE BOWL

Under the guidance of coach Pepper Rodgers, KU came within five points of an undefeated season and a victory in the Orange Bowl. The Jayhawks tied for first in the Big Eight and finished 9-2 with losses to Oklahoma (27-23) during the regular season and Penn State (15-14) in the Orange Bowl. Among the standouts were quarterback Bobby Douglass and fullback John Riggins.

1973 A CARDIAC SEASON

The Jayhawks experienced a cardiac season with six games decided by two points or less -- the most games decided by that margin in NCAA history. KU finished the year with a 7-4-1 record, winning three of those close encounters, and played North Carolina State in the Liberty Bowl.

ED HARVEY & HOMER FLOYD

BREAKING BARRIERS

ED HARVEY became the first African-American to play football at Kansas, earning his "K" letter as a member of the 1893 Jayhawk team. Harvey's parents were born into slavery and later escaped Quantrill's Raid in Lawrence. They became share croppers and were able to put their three sons through college.

It was 62 years later when HOMER FLOYD, a standout at Massillon (Ohio) High School, broke the modern-day color barrier to play football at KU. Floyd enrolled at Kansas at the urging of his

high school coach, Chuck Mather, who served as the Jayhawk head coach from 1954-57.

Floyd, a team captain in 1958, started all 30 games of his career (1955-58) on offense and defense. He led the Jayhawks in rushing yardage all three years and earned all-conference honors as a senior. Floyd later played for the Edmonton Eskimos of the Canadian Football League and then served as executive director of the Pennsylvania Human Relations Commission.



ED HARVEY



HOMER FLOYD

1975 CROMWELL GUIDES KU TO UPSET OVER OU

Kansas defeated No. 2 Oklahoma in Norman, 23-3, to end the Sooners' 28-game winning streak and 37-game unbeaten string. Earlier in the season, quarterback Nolan Cromwell set a new NCAA record for rushing yards by quarterbacks with 294 yards on 28 carries in a 20-0 win against Oregon State.

1997 KANSAS NABS 500TH VICTORY

Terry Allen was on the sidelines for his second conference victory as head coach at KU and the school's 500th win in school history as the Jayhawks downed Oklahoma, 20-17.

1991 TUXEDO TONY RUSHES FOR 396 YARDS

Running back "Tuxedo" Tony Sands set an NCAA single-game record by rushing for 396 yards on 58 carries in a 53-29 win against Missouri in Lawrence. Sands was later named Offensive Player of the Year in the Big Eight Conference.

2005 KU REACHES SECOND BOWL GAME IN THREE YEARS

Mark Mangino became the first head coach in KU history to lead his team to two bowl games in a three-year span as the team faced Houston in the Fort Worth Bowl. KU clobbered the Cougars, 42-13. Quarterback Jason Swanson was named the game's Most Outstanding Player.

1992 FIRST BOWL WIN IN 31 YEARS

Head coach Glen Mason guided KU to its first bowl win in 31 years as the Jayhawks defeated Brigham Young, 23-10, in the 1992 Aloha Bowl. Led by defensive linemen Dana Stubblefield and Gilbert Brown, along with quarterback Chip Hilleary, KU finished the season with an 8-4 record and placed third in the Big Eight Conference.

2007 JAYHAWKS CLAIM BCS BOWL VICTORY

Consensus National Coach of the Year Mark Mangino guided the Jayhawks to arguably the greatest season in Kansas football history as the Jayhawks won a BCS Bowl (FedEx Orange Bowl), finished the year ranked seventh in the country for the second-highest ranking in school history, and posted a 12-1 record. Three Jayhawks: Aqib Talib, Anthony Collins and James McClinton, earned All-America honors as KU was the only team in the nation to rank in the top five in both scoring offense and scoring defense. The Jayhawks became the talk of the nation after running up 11-straight victories before suffering their first loss in a matchup with Missouri. KU entered that regular-season finale ranked second in the country while the Tigers were listed third. Despite the loss, the Jayhawks were selected to play in a BCS game and finished the season with a victory against No. 5 Virginia Tech in the FedEx Orange Bowl.

1995 SURPRISE TEAM OF COLLEGE FOOTBALL

Picked to finish fifth in the Big Eight preseason polls, the Jayhawks were one of the surprise teams of college football with a 10-2 season and a win over UCLA in the Aloha Bowl. Along the way, KU defeated two ranked teams (Colorado and Oklahoma) on the road. The season ended with a twist of drama as head coach Glen Mason announced just prior to the bowl game that he was leaving after the UCLA encounter to become head coach at Georgia. Mason later changed his mind and stayed as head coach, informing his team on the morning of the Aloha Bowl. KU cruised to a 51-30 victory.

2008 JAYHAWKS REACH CONSECUTIVE BOWL GAMES FOR FIRST TIME IN HISTORY

For the first time in school history Kansas played in bowl games in consecutive years as the 2008 Jayhawks won the 2008 Insight Bowl a season after claiming the 2008 Orange Bowl. KU's 20 combined wins in 2007 and 2008 were the most in school history as well.

YEAR-BY-YEAR

1890 (1-2)

Captain: Howard Peairs

Nov. 22	at Baker	L	9-22
Nov. 27	at KC YMCA	L	10-18
Dec. 8	Baker	W	14-12

E.M. HOPKINS

1 SEASON, 1891

7-0-1, .938



1891 (7-0-1)

Captain: John Kenzie

Oct. 31	vs. Missouri (at K.C.)	W	22-8
Nov. 17	at Washburn	W	32-10
Nov. 21	WASHBURN	W	38-10
Nov. 26	at KC YMCA	W	22-4
Nov. 28	at Baker	W	18-4
Dec. 5	vs. Iowa (at K.C.)	W	14-12
Dec. 17	BAKER	W	8-0
Dec. 22	vs. Washington (Mo.) (at K.C.)	T	6-6

A.W. SHEPARD

2 SEASONS, 1892-93

9-6, .600



1892 (7-1)

Captain: John Kenzie

Oct. 15	at Denver AC	W	20-6
Oct. 20	BAKER	W	14-0
Oct. 28	WASHBURN	W	36-0
Nov. 1	*ILLINOIS	W	26-4
Nov. 5	vs. Iowa (at K.C.)	W	24-4
Nov. 12	at Nebraska	W	12-0
Nov. 19	at Baker	L	0-18
Nov. 26	vs. Missouri (at K.C.)	W	12-4

*First game at McCook Field

1893 (2-5)

Captain: A.R. Champlin

Oct. 14	at Minnesota	L	6-12
Oct. 25	BAKER	L	12-14
Oct. 28	at Denver AC	L	10-24
Nov. 4	vs. Iowa (at K.C.)	W	35-24
Nov. 18	at Nebraska	W	18-0
Nov. 24	vs. Michigan (at K.C.)	L	0-22
Nov. 30	vs. Missouri (at K.C.)	L	4-12

HECTOR COWAN

3 SEASONS, 1894-96

15-7-1, .674



1894 (2-3-1)

Captain: O.K. Williamson

Oct. 14	DOANE	W	22-12
Oct. 28	OTTAWA	T	6-6
Nov. 3	at Iowa	L	14-18
Nov. 11	vs. Michigan (at K.C.)	L	12-22
Nov. 22	at Nebraska	L	6-12
Nov. 31	vs. Missouri (at K.C.)	W	18-12

1895 (6-1)

Captain: W.H. Piatt

Sept. 21	vs. Midland (at Atchison)	W	28-0
Oct. 5	MIDLAND	W	56-0
Oct. 11	at Emporia State	W	10-0
Nov. 2	IOWA	W	52-0
Nov. 9	vs. Doane (at K.C.)	W	32-0
Nov. 16	at Nebraska	W	8-4
Nov. 28	vs. Missouri (at K.C.)	L	6-10

1896 (7-3)

Captain: B.D. Hamill

Sept. 27	HASKELL	W	32-0
Oct. 4	ABILENE	W	6-0
Oct. 11	EMPORIA STATE	W	26-0
Oct. 18	at Denver AC	W	8-6
Oct. 25	at Iowa	L	0-6
Nov. 1	vs. KC Medical (at K.C.)	L	0-8
Nov. 8	NEBRASKA	W	18-4
Nov. 14	DOANE	W	16-4
Nov. 26	vs. Missouri (at K.C.)	W	30-0
Nov. 28	vs. Minnesota (at K.C.)	L	0-12

WILLIE G. WOODRUFF

2 SEASONS, 1897-98

15-3, .833

1897 (8-2)

Captain: A.R. Kennedy

Oct. 6	vs. KC Medical (at K.C.)	W	22-8
Oct. 8	MIDLAND	W	40-0
Oct. 9	HASKELL	W	40-0
Oct. 16	WARRENSBURG	W	23-0
Oct. 23	at Glasco (Kan.)	W	23-0
Oct. 30	IOWA	W	56-0
Nov. 6	at St. Mary's	W	28-0
Nov. 13	at Nebraska	L	5-6
Nov. 20	vs. KC Medical (at K.C.)	L	0-2
Nov. 25	vs. Missouri (at K.C.)	W	16-0

1898 (7-1)

Captain: Arthur St. L. Mosse

Sept. 24	HASKELL	W	15-0
Oct. 5	vs. KC Medical (at K.C.)	W	6-0
Oct. 15	IOWA STATE	W	11-6
Oct. 22	at Warrensburg	W	33-0
Oct. 29	at Ainsworth Medical	W	40-0
Nov. 5	NEBRASKA	L	6-18
Nov. 12	KC MEDICAL	W	6-0
Nov. 24	vs. Missouri (at K.C.)	W	12-0

FIELDING H. YOST

1 SEASON, 1899

10-0, 1.000



1899 (10-0)

Captain: Hubert Avery

Sept. 30	HASKELL	W	12-0
Oct. 7	WASHBURN	W	35-0
Oct. 14	OTTAWA	W	29-6
Oct. 21	DRAKE	W	29-5
Oct. 28	HASKELL	W	18-0
Nov. 4	at Ottawa	W	29-0
Nov. 11	at Emporia State	W	35-0
Nov. 18	at Nebraska	W	36-20
Nov. 25	WASHBURN	W	23-0
Nov. 30	vs. Missouri (at K.C.)	W	34-6

CHARLES BOYNTON

1 SEASON, 1900

2-5-2, .333

1900 (2-5-2)

Captain: Charles Wilcox

Oct. 1	at Ottawa	W	6-0
Oct. 6	WASHBURN	L	0-24
Oct. 20	EMPORIA STATE	T	6-6
Oct. 27	at South Dakota	W	42-0
Nov. 3	vs. KC Medical (at K.C.)	L	15-23
Nov. 10	WASHBURN	L	0-29
Nov. 17	NEBRASKA	L	0-12
Nov. 21	at Emporia State	L	0-18
Nov. 29	vs. Missouri (at K.C.)	T	6-6

JOHN OUTLAND

1 SEASON, 1901

3-5-2, .400



1901 (3-5-2)

Captain: Julian Jenkinson

Sept. 29	OTTAWA	L	5-16
Oct. 5	EMPORIA STATE	W	36-10
Oct. 14	at Kirksville Osteop.	W	17-6
Oct. 19	at Washburn	T	0-0
Oct. 26	at Wisconsin	L	0-50
Oct. 30	at Beloit	T	0-0
Nov. 9	HASKELL	L	5-18
Nov. 16	NEBRASKA	L	5-29
Nov. 23	TEXAS	W	12-0
Nov. 28	vs. Missouri (at K.C.)	L	12-18

YEAR-BY-YEAR

ARTHUR CURTIS

1 SEASON, 1902
6-4, .600



1902 (6-4)

Captain: W.D. Vincent

Sept. 29	FAIRMONT (Wichita)	W	6-0
Oct. 4	KANSAS STATE	W	16-0
Oct. 11	WASHBURN	W	34-0
Oct. 18	KC MEDICAL	W	13-0
Oct. 25	at Wisconsin	L	0-38
Oct. 29	at Knox College	L	0-5
Nov. 8	at Nebraska	L	0-16
Nov. 5	HASKELL	L	5-24
Nov. 20	at Emporia State	W	17-5
Nov. 27	vs. Missouri (at K.C.)	W	17-5

HARRISON S. WEEKS

1 SEASON, 1903
6-3, .667



1903 (6-3)

Captain: Alpha Brumage

Sept. 28	COLLEGE OF EMPORIA	W	32-0
Oct. 3	KANSAS STATE	W	34-0
Oct. 10	EMPORIA STATE	W	12-0
Oct. 17	at Colorado	W	12-11
Oct. 24	HASKELL	L	6-12
Oct. 31	at Washburn	L	0-5
Nov. 7	OKLAHOMA	W	17-5
Nov. 14	NEBRASKA	L	0-6
Nov. 26	vs. Missouri (at K.C.)	W	5-0

A.R. KENNEDY

7 SEASONS, 1904-10
52-9-4, .83



1904 (8-1-1)

Captain: Albert Hicks

Sept. 24	COLLEGE OF EMPORIA	W	6-0
Oct. 1	EMPORIA STATE	W	34-0
Oct. 6	HASKELL	L	6-23
Oct. 15	COLORADO	T	6-6
Oct. 21	at Oklahoma	W	16-0
Oct. 29	at Washburn	W	5-0
Nov. 5	NOTRE DAME	W	24-5
Nov. 12	vs. Washington (Mo.) (at St. Louis)	W	12-0
Nov. 19	at Kansas State	W	41-4
Nov. 24	vs. Missouri (at K.C.)	W	29-0

1905 (10-1)

Captain: Arthur Pooler

Sept. 23	WILLIAM JEWELL	W	23-0
Oct. 4	COLLEGE OF EMPORIA	W	45-0
Oct. 7	at Arkansas	W	6-0
Oct. 9	at Drury	W	11-0
Oct. 14	at Emporia State	W	32-0
Oct. 21	OKLAHOMA	W	34-0
Oct. 28	vs. Colorado (at Denver)	L	0-15
Nov. 4	WASHINGTON (Mo.)	W	21-0
Nov. 11	at Washburn	W	18-11
Nov. 25	KANSAS STATE	W	28-0
Nov. 30	vs. Missouri (at KC)	W	24-0

1906 (6-2-2)

Captain: Prentiss Donald

Sept. 22	WILLIAM JEWELL	W	18-0
Oct. 3	COLLEGE OF EMPORIA	W	25-0
Oct. 6	ST. MARY'S	W	18-0
Oct. 13	ARKANSAS	W	35-7
Oct. 20	OKLAHOMA	W	16-0
Nov. 3	at Saint Louis	L	2-34
Nov. 10	at Washburn	T	0-0
Nov. 17	*at Nebraska	W	8-6
Nov. 24	at Kansas State	L	4-6
Nov. 29	vs. Missouri (at KC)	T	0-0

*KU's 100th victory

MISSOURI VALLEY INTERCOLLEGIATE ATHLETIC ASSOCIATION

1907-28

1907 (5-3, 1-1) MVC: 3RD

Captain: Carl Rouse

Oct. 5	WILLIAM JEWELL	W	38-0
Oct. 12	ST. MARY'S	W	14-2
Oct. 19	at Oklahoma	W	15-0
Oct. 26	KANSAS STATE	W	29-10
Nov. 2	at Washburn	L	5-12
Nov. 9	NEBRASKA	L	6-16
Nov. 16	at St. Louis	L	0-17
Nov. 28	vs. *Missouri (at St. Joseph)	W	4-0

*KU's first conference victory

1908 (9-0, 4-0) MVC: *1ST

Captain: G.T. Crowell

Sept. 26	EMPORIA STATE	W	11-0
Oct. 3	ST. MARY'S	W	24-0
Oct. 10	KANSAS STATE	W	12-6
Oct. 17	OKLAHOMA	W	11-0
Oct. 24	WASHINGTON (Mo.)	W	10-0
Nov. 7	WASHBURN	W	23-0
Nov. 14	at Nebraska	W	20-5
Nov. 21	at Iowa	W	10-5
Nov. 26	vs. Missouri (at K.C.)	W	10-4

*KU's first conference championship

1909 (8-1, 3-1) MVC: 2ND

Captain: Carl Pleasant

Sept. 25	EMPORIA STATE	W	55-0
Oct. 2	ST. MARY'S	W	29-0
Oct. 9	OKLAHOMA	W	11-0
Oct. 16	at Kansas State	W	5-3
Oct. 23	WASHINGTON (Mo.)	W	23-0
Oct. 30	at Washburn	W	17-0
Nov. 6	at Nebraska	W	6-0
Nov. 20	IOWA	W	20-7
Nov. 26	vs. Missouri (at K.C.)	L	6-12

1910 (6-1-1, 1-1-1) MVC: 5TH

Captain: Tommy Johnson

Oct. 1	OTTAWA	W	11-0
Oct. 8	ST. MARY'S	W	9-5
Oct. 15	BAKER	W	21-0
Oct. 22	at Drake	W	6-0
Oct. 29	WASHBURN	W	21-6
Nov. 5	NEBRASKA	L	0-6
Nov. 12	at Oklahoma	W	2-0
Nov. 24	vs. Missouri (at K.C.)	T	5-5

RALPH W. SHERWIN

1 SEASON, 1911
4-2-2, .625



1911 (4-2-2, 1-1-1) MVC: 3RD

Captain: Earl Ammons

Oct. 7	BAKER	T	0-0
Oct. 14	ST. MARY'S	W	47-0
Oct. 21	at Kansas State	W	6-0
Oct. 28	DRAKE	W	11-3
Nov. 4	at Washburn	W	14-6
Nov. 11	OKLAHOMA	L	0-3
Nov. 18	NEBRASKA	L	0-29
Nov. 23	*MISSOURI	T	3-3

*First KU-MU game played on campus

ARTHUR MOSSE

2 SEASONS, 1912-13
9-7, .563



1912 (4-4, 1-2) MVC: 5TH

Captain: Howard Brownlee

Oct. 5	ST. MARY'S	W	62-0
Oct. 12	WARRENSBURG	W	27-0
Oct. 19	at Drake	L	0-6
Oct. 26	KANSAS STATE	W	19-6
Nov. 2	OKLAHOMA	L	5-6
Nov. 9	at Washburn	L	0-10
Nov. 16	at Nebraska	L	3-14
Nov. 23	*MISSOURI (HC)	W	12-3

*KU's first homecoming game (HC)

1913 (5-3, 3-2) MVC: 3RD

Captain: William Weidlein

Oct. 4	WILLIAM JEWELL	W	7-0
Oct. 11	WASHINGTON (Mo.)	W	55-7
Oct. 18	DRAKE	W	11-0
Oct. 25	at Kansas State	W	26-0
Nov. 1	at Oklahoma	L	7-21
Nov. 8	WASHBURN	W	14-0
Nov. 15	NEBRASKA (HC)	L	0-9
Nov. 22	at Missouri	L	0-3

YEAR-BY-YEAR

H.M. WHEATON

1 SEASON, 1914
5-2-1, .688

1914 (5-2-1, 2-2) MVC: 4TH

Captain: John Detwiler

Oct. 3	WILLIAM JEWELL	W	48-2
Oct. 10	COLLEGE OF EMPORIA	W	7-0
Oct. 17	at Drake	W	32-7
Oct. 26	KANSAS STATE	W	27-0
Oct. 31	OKLAHOMA	T	16-16
Nov. 7	at Washburn	W	20-14
Nov. 14	at Nebraska	L	0-35
Nov. 21	MISSOURI	L	7-10

HERMAN OLCOTT

3 SEASONS, 1915-17
16-7-1, .688

1915 (6-2, 3-1) MVC: 2ND

Captain: D.S. James

Oct. 2	WILLIAM JEWELL	W	20-0
Oct. 9	EMPORIA STATE	W	21-3
Oct. 16	DRAKE	W	30-7
Oct. 23	at Kansas State	W	19-7
Oct. 30	at Oklahoma	L	14-23
Nov. 6	WASHBURN	W	41-0
Nov. 13	NEBRASKA (HC)	L	0-33
Nov. 27	at Missouri	W	8-6

1916 (4-3-1, 1-2-1) MVC: 5TH

Captain: Adrian Lindsey

Sept. 30	EMPORIA STATE	W	13-0
Oct. 7	at Illinois	L	0-30
Oct. 14	at Iowa State	L	0-13
Oct. 28	KANSAS STATE	T	0-0
Nov. 4	OKLAHOMA	W	21-13
Nov. 11	at Washburn	W	27-0
Nov. 18	*at Nebraska	W	7-3
Nov. 30	MISSOURI (HC)	L	0-13

*Victory ended Nebraska's 34-game unbeaten string

1917 (6-2, 3-1) MVC: T-3RD

Captain: Harry Neilson

Oct. 6	at Illinois	L	0-22
Oct. 13	EMPORIA STATE	W	33-0
Oct. 20	WASHBURN	W	34-2
Oct. 27	IOWA STATE	W	7-0
Nov. 3	at Kansas State	W	9-0
Nov. 10	at Oklahoma	W	13-6
Nov. 17	NEBRASKA (HC)	L	3-13
Nov. 29	MISSOURI	W	27-3

JAY BOND

1 SEASON, 1918
2-2, .500

*1918 (2-2) MVC: NO STANDINGS

Captain: Lewis Foster

Nov. 9	OKLAHOMA	L	0-33
Nov. 16	at Nebraska	L	0-20
Nov. 23	BAKER	W	20-6
Nov. 28	KANSAS STATE	W	13-7

*Season shortened due to campus-wide influenza outbreak

LEON MCCARTY

1 SEASON, 1919
3-2-3, .563

1919 (3-2-3, 1-1-1) MVC: 4TH

Captain: Howard Laslett

Oct. 4	PITTSBURG STATE	W	42-0
Oct. 11	EMPORIA STATE	W	14-0
Oct. 18	at Washburn	T	0-0
Oct. 25	at Iowa State	T	0-0
Nov. 1	KANSAS STATE	W	16-3
Nov. 8	OKLAHOMA	T	0-0
Nov. 15	at Nebraska	L	7-19
Nov. 29	MISSOURI (HC)	L	6-13

FORREST C. ALLEN

1 SEASON, 1920
5-2-1, .688

1920 (5-2-1, 3-2) MVC: T-3RD

Captain: George Nettels

Oct. 2	EMPORIA STATE	W	47-0
Oct. 9	WASHBURN	W	6-0
Oct. 16	DRAKE	W	7-3
Oct. 23	IOWA STATE	W	7-0
Oct. 30	at Kansas State	W	14-0
Nov. 6	at Oklahoma	L	9-21
Nov. 13	*NEBRASKA	T	20-20
Nov. 27	at Missouri	L	7-16

*Last game at McCook Field

POTSY CLARK

5 SEASONS, 1921-25
16-17-6, .487

1921 (4-3, 3-3) MVC: 5TH

Captain: Paul Jones

Oct. 1	at Washburn	W	28-7
Oct. 15	DRAKE	L	7-15
Oct. 22	at Iowa State	W	14-7
Oct. 29	*KANSAS STATE	W	21-7
Nov. 5	at Oklahoma	L	7-24
Nov. 12	at Nebraska	L	0-28
Nov. 24	MISSOURI (HC)	W	15-9

*First game in Memorial Stadium

1922 (3-4-1, 1-3-1) MVC: 8TH

Captain: Severt Higgins

Oct. 7	at Army	L	0-13
Oct. 14	at Drake	L	0-6
Oct. 21	WASHBURN	W	32-3
Oct. 28	at Kansas State	T	7-7
Nov. 4	OKLAHOMA	W	19-3
Nov. 11	*NEBRASKA (HC)	L	0-28
Nov. 18	COLORADO	W	39-6
Nov. 30	at Missouri	L	7-9

*Official dedication of Memorial Stadium

1923 (5-0-3, 3-0-3) MVC: 3RD

Captain: Charles Black

Oct. 6	CREIGHTON	W	6-0
Oct. 13	OKLAHOMA STATE	W	9-0
Oct. 20	at Nebraska	T	0-0
Oct. 27	KANSAS STATE	T	0-0
Nov. 3	at Oklahoma	W	7-3
Nov. 10	*WASHINGTON (Mo.)	W	83-0
Nov. 17	DRAKE	W	17-0
Nov. 29	MISSOURI (HC)	T	3-3

*Largest victory margin in school history

1924 (2-5-1, 2-4-1) MVC: 7TH

Captain: Harold Burt

Oct. 4	OKLAHOMA STATE	L	0-3
Oct. 11	IOWA STATE	L	10-13
Oct. 18	at Kansas State	L	0-6
Oct. 25	NEBRASKA (HC)	L	7-14
Nov. 1	at Washington (Mo.)	W	48-0
Nov. 8	at Drake	T	6-6
Nov. 15	OKLAHOMA	W	20-0
Nov. 27	at Missouri	L	0-14

1925 (2-5-1, 2-5-1) MVC: 8TH

Captain: Reginald Smith

Oct. 3	OKLAHOMA STATE	W	13-3
Oct. 10	at Iowa State	L	0-20
Oct. 17	KANSAS STATE	L	7-14
Oct. 24	at Nebraska	L	0-14
Oct. 31	DRAKE	L	0-7
Nov. 7	at Oklahoma	T	0-0
Nov. 14	at Grinnell	L	0-3
Nov. 21	MISSOURI (HC)	W	10-7

YEAR-BY-YEAR

FRANKLIN COPPON

2 SEASONS, 1926-27
5-10-1, .344



1926 (2-6, 1-5) MVC: 9TH

Captain: Harold Zuber

Oct. 2	WASHBURN	W	14-6
Oct. 9	at Wisconsin	L	0-13
Oct. 16	at Kansas State	L	0-27
Oct. 23	NEBRASKA (HC)	L	3-20
Oct. 30	at Drake	L	0-13
Nov. 6	GRINNELL	L	7-32
Nov. 11	OKLAHOMA	W	10-9
Nov. 20	at Missouri	L	0-15

*1927 (3-4-1, 3-3-1) MVC: 5TH

Captain: Barrett Hamilton

Oct. 1	at Grinnell	W	19-0
Oct. 8	WISCONSIN	L	6-26
Oct. 15	KANSAS STATE	L	2-13
Oct. 22	WASHINGTON (Mo.)	T	21-21
Oct. 29	DRAKE	W	7-6
Nov. 5	at Nebraska	L	13-47
Nov. 12	at Oklahoma	L	7-26
Nov. 19	MISSOURI (HC)	W	14-7

*Memorial Stadium capacity increased to 35,000 (North Bowl)

BILL HARGESS

5 SEASONS, 1928-32
22-18-2, .538



1928 (2-4-2, 1-3-1) MVC: 5TH

Captain: Harold Hauser

Oct. 6	GRINNELL	W	14-0
Oct. 13	at Washington (Mo.)	T	7-7
Oct. 20	at Kansas State	W	7-0
Oct. 27	IOWA STATE	T	0-0
Nov. 3	NEBRASKA (HC)	L	0-20
Nov. 10	at Marquette	L	0-7
Nov. 17	OKLAHOMA	L	0-7
Nov. 24	at Missouri	L	6-25

BIG SIX CONFERENCE

1929-47

1929 (4-4, 2-3) BIG SIX: 5TH

Captain: Steward Lyman

Oct. 5	at Illinois	L	0-25
Oct. 12	EMPORIA STATE	W	38-0
Oct. 19	KANSAS STATE	L	0-6
Oct. 26	at Iowa State	W	33-0
Nov. 2	at Nebraska	L	6-12
Nov. 9	at Oklahoma	W	7-0
Nov. 16	WASHINGTON (Mo.)	W	13-0
Nov. 23	MISSOURI (HC)	L	0-7

1930 (6-2, 4-1) BIG SIX: 1ST

Captain: Charles Smoot

Oct. 4	*at Creighton (Nt.)	W	26-0
Oct. 10	at Haskell (Nt.)	W	33-7
Oct. 18	at Kansas State	W	14-0
Oct. 25	IOWA STATE	W	20-6
Nov. 1	at Pennsylvania	L	6-21
Nov. 8	NEBRASKA (HC)	L	0-16
Nov. 15	OKLAHOMA	W	13-0
Nov. 22	at Missouri	W	22-0

*First night game in school history

1931 (5-5, 1-3) BIG SIX: 4TH

Captain: Otto Rost

Sept. 26	COLORADO STATE	W	27-6
Oct. 2	*HASKELL (Nt.)	L	0-6
Oct. 10	JAMES MILLIKEN	W	30-0
Oct. 17	KANSAS STATE	L	0-13
Oct. 24	at Nebraska	L	0-6
Oct. 31	OKLAHOMA STATE	L	7-13
Nov. 7	at Oklahoma	L	0-10
Nov. 14	at Washington (Mo.)	W	28-0
Nov. 21	MISSOURI (HC)	W	14-0
Dec. 5	at Washburn	W	6-0

*First night game at Memorial Stadium

1932 (5-3, 3-2) BIG SIX: T-2ND

Coaches: Bill Hargiss, *Ad Lindsey

Sept. 30	at Denver (Nt.)	W	13-12
Oct. 8	OKLAHOMA	L	6-21
*Oct. 15	at Iowa State	W	26-0
*Oct. 22	NEBRASKA (HC)	L	6-20
*Oct. 28	at Saint Louis (Nt.)	W	6-0
*Nov. 5	NOTRE DAME	L	6-24
*Nov. 12	at Missouri	W	7-0
*Nov. 19	at Kansas State	W	19-0

*Ad Lindsey became head coach with Iowa State game

AD LINDSEY

6 SEASONS, 1933-38
23-30-8, .443



1933 (5-4-1, 2-3) BIG SIX: 4TH

Captain: Ormand Beach

Sept. 23	WARRENSBURG	W	34-0
Sept. 30	at Creighton (Nt.)	W	14-0
Oct. 7	at Notre Dame	T	0-0
Oct. 21	at Tulsa	L	0-7
Oct. 28	KANSAS STATE	L	0-6
Nov. 4	at Oklahoma	L	0-20
Nov. 11	at Nebraska	L	0-12
Nov. 18	IOWA STATE	W	20-6
Nov. 30	MISSOURI (HC)	W	27-0
Dec. 2	at George Washington	W	7-0

1934 (3-4-3, 1-2-2) BIG SIX: 4TH

Captain: Ole Nesmith

Sept. 29	COLORADO	T	0-0
Oct. 6	at Tulsa	L	0-7
Oct. 13	ST. BENEDICT'S	W	34-12
Oct. 20	at Kansas State	L	0-13
Oct. 27	OKLAHOMA	T	7-7
Nov. 3	at Iowa State	T	0-0
Nov. 10	at Washington (Mo.)	W	13-0
Nov. 17	NEBRASKA	L	0-3
Nov. 24	MICHIGAN STATE	L	0-6
Nov. 29	at Missouri	W	20-0

1935 (4-4-1, 2-2-1) BIG SIX: 3RD

Captain: John Peterson

Sept. 28	at Notre Dame	L	7-28
Oct. 5	ST. BENEDICT'S	W	42-0
Oct. 12	at Michigan State	L	0-42
Oct. 26	KANSAS STATE	W	9-2
Nov. 2	at Oklahoma	W	7-0
Nov. 9	at Nebraska	L	13-19
Nov. 16	at Colorado	W	12-6
Nov. 23	IOWA STATE	L	12-21
Nov. 28	MISSOURI (HC)	T	0-0

1936 (1-6-1, 0-5) BIG SIX: 6TH

Captain: Wade Green

Oct. 3	WASHBURN	W	19-6
Oct. 10	at Iowa State	L	7-21
Oct. 17	OKLAHOMA	L	0-14
Oct. 24	at Kansas State	L	6-26
Oct. 31	ARIZONA	T	0-0
Nov. 7	NEBRASKA (8) (HC)	L	0-26
Nov. 14	MICHIGAN STATE	L	0-41
Nov. 26	at Missouri	L	3-19

1937 (3-4-2, 2-1-2) BIG SIX: 3RD

Captain: George Stapleton

Oct. 1	at Washburn (Nt.)	W	25-2
Oct. 9	at Wichita	L	7-18
Oct. 16	IOWA STATE	W	14-6
Oct. 23	at Oklahoma	W	6-3
Oct. 30	at Michigan State	L	0-16
Nov. 6	at Nebraska (6)	T	13-13
Nov. 13	KANSAS STATE	L	0-7
Nov. 20	at Arizona	L	7-9
Nov. 25	MISSOURI (HC)	T	0-0

1938 (3-6, 1-4) BIG SIX: 6TH

Captain: Dave Shirk

Sept. 24	TEXAS	W	19-18
Oct. 1	at Notre Dame	L	0-52
Oct. 8	WASHBURN	W	58-14
Oct. 15	OKLAHOMA	L	0-19
Oct. 22	at Iowa State	L	7-21
Oct. 29	at Kansas State	W	27-7
Nov. 5	NEBRASKA (HC)	L	7-16
Nov. 12	at George Washington	L	7-9
Nov. 25	at Missouri	L	7-13

GWINN HENRY

4 SEASONS, 1939-42
9-27, .252



1939 (2-6, 1-4) BIG SIX: T-4TH

Captain: Milt Sullivan

Sept. 29	at Drake (Nt.)	L	6-12
Oct. 7	IOWA STATE	W	14-0
Oct. 14	at Colorado State	W	7-0
Oct. 21	at Oklahoma (3)	L	7-27
Nov. 3	KANSAS STATE	L	6-27
Nov. 11	at Nebraska	L	0-7
Nov. 18	GEORGE WASHINGTON	L	7-14
Nov. 25	MISSOURI (10) (HC)	L	0-20

YEAR-BY-YEAR

1940 (2-7, 0-5) BIG SIX: 6TH

Captain: Don Pierce

Oct. 5	at Iowa State	L	0-7
Oct. 12	DRAKE	W	20-6
Oct. 19	NEBRASKA	L	2-53
Oct. 26	at Kansas State	L	0-20
Nov. 1	at Villanova (Nt.)	L	7-33
Nov. 9	OKLAHOMA (HC)	L	0-13
Nov. 16	at George Washington	L	0-6
Nov. 21	at Missouri	L	20-45
Nov. 28	COLORADO STATE	W	26-0

1941 (3-6, 2-3) BIG SIX: 4TH

Captain: Hub Ulrich

Sept. 26	at Temple (Nt.)	L	9-31
Oct. 4	WASHINGTON (Mo.)	W	19-6
Oct. 11	at Nebraska	L	0-32
Oct. 18	at Marquette (Nt.)	L	7-33
Oct. 25	IOWA STATE	W	13-0
Nov. 1	at Oklahoma	L	0-38
Nov. 8	at West Virginia	L	0-21
Nov. 15	KANSAS STATE	W	20-16
Nov. 22	MISSOURI (18) (HC)	L	6-45

1942 (2-8, 1-4) BIG SIX: T-5TH

Captain: None elected

Sept. 19	IOWA NAVY PRE-FLIGHT	L	0-61
Sept. 26	MARQUETTE	L	0-14
Oct. 2	at Denver (Nt.)	L	0-17
Oct. 10	at TCU	L	6-41
Oct. 17	OKLAHOMA	L	0-25
Oct. 24	at Kansas State	W	19-7
Oct. 31	NEBRASKA (HC)	L	7-14
Nov. 7	WASHINGTON (Mo.)	W	19-7
Nov. 14	at Iowa State	L	13-20
Nov. 26	at Missouri	L	13-42

HENRY SHENK

3 SEASONS, 1943-45

11-16-3, .417



1943 (4-5-1, 2-3) BIG SIX: T-4TH

Captain: George Dick

Sept. 24	at Washburn (Nt.)	T	0-0
Oct. 1	at Denver (Nt.)	L	6-19
Oct. 9	IOWA STATE	L	6-13
Oct. 16	WASHBURN	W	13-0
Oct. 23	at Nebraska	L	6-7
Oct. 30	KANSAS STATE	W	25-2
Nov. 6	at Oklahoma	L	13-26
Nov. 13	WARRENSBURG	W	13-12
Nov. 20	MISSOURI (HC)	W	7-6
Nov. 25	at Ft. Riley	L	7-22

1944 (3-6-1, 1-4) BIG SIX: T-5TH

Captain: Warren Riegler

Sept. 15	WASHBURN (Nt.)	W	47-0
Sept. 23	vs. TCU (Nt.) (at K.C.)	L	0-7
Sept. 29	at Denver (Nt.)	T	14-14
Oct. 7	at Tulsa (Nt.)	L	0-27
Oct. 14	at Iowa State	L	0-25
Oct. 21	NEBRASKA (HC)	W	20-0
Nov. 4	OLATHE NAVY	W	33-14
Nov. 11	at Kansas State	L	14-18
Nov. 18	OKLAHOMA	L	0-20
Nov. 23	MISSOURI	L	0-28

1945 (4-5-1, 1-3-1) BIG SIX: 5TH

Captain: Dave Schmidt

Sept. 22	vs. TCU (Nt.) (at K.C.)	L	0-18
Sept. 28	at Denver (Nt.)	W	20-19
Oct. 6	*IOWA STATE	T	13-13
Oct. 12	WASHBURN (Nt.)	W	34-0
Oct. 20	at Oklahoma	L	7-39
Oct. 27	at Wichita	W	13-0
Nov. 3	at Nebraska	L	13-27
Nov. 10	at Marquette	L	0-26
Nov. 17	KANSAS STATE (HC)	W	27-0
Nov. 24	MISSOURI (16)	L	12-33

*100th game in Memorial Stadium

GEORGE SAUER

2 SEASONS, 1946-47

15-3-3, .786



1946 (7-2-1, 4-1) BIG SIX: T-1ST

Captain: Ray Evans

Sept. 21	TCU (Nt.) (at K.C.)	T	0-0
Sept. 27	at Denver (Nt.)	W	21-13
Oct. 5	WICHITA	W	14-7
Oct. 12	at Iowa State	W	24-8
Oct. 19	NEBRASKA (HC)	L	14-16
Oct. 26	at Tulsa	L	0-56
Nov. 2	OKLAHOMA STATE	W	14-13
Nov. 9	OKLAHOMA (16)	W	16-13
Nov. 16	at Kansas State	W	34-0
Nov. 28	at Missouri	W	20-19

1947 (8-1-2, 4-0-1) BIG SIX: T-1ST

Captains: Otto Schnellbacher, Don Fambrough

Final Ranking: 12th (AP)

Sept. 20	vs. TCU (Nt.) (at K.C.)	T	0-0
Sept. 26	at Denver (Nt.)	W	9-0
Oct. 4	IOWA STATE	W	27-7
Oct. 11	SOUTH DAKOTA STATE	W	86-6
Oct. 18	at Oklahoma	T	13-13
Nov. 1	*KANSAS STATE	W	55-0
Nov. 8	at Nebraska	W	13-7
Nov. 15	at Oklahoma State	W	13-7
Nov. 22	(17) MISSOURI (HC)	W	20-14
Nov. 29	(13) at Arizona (Nt.)	W	54-28
Jan. 1	#(13) vs. Georgia Tech (10)	L	14-20

(Orange Bowl at Miami, Fla.)

*Largest conference victory in school history

#First bowl game

J.V. SIKES

6 SEASONS, 1948-53

35-25, .583



BIG SEVEN CONFERENCE

1948-56

1948 (7-3, 4-2) BIG SEVEN: 3RD

Captains: Hugh Johnson, Frank Pattee

Sept. 18	TCU	L	13-14	26,000
Sept. 24	at Denver (Nt.)	W	40-0	25,070
Oct. 2	#COLORADO	W	40-7	21,000
Oct. 9	*at Iowa State	W	20-7	11,959
Oct. 15	at George Washington (Nt.)	W	12-0	13,814
Oct. 23	NEBRASKA (HC)	W	27-7	36,500
Oct. 30	OKLAHOMA STATE	W	13-7	23,957
Nov. 13	at Kansas State	W	20-14	18,000
Nov. 20	OKLAHOMA (8)	L	7-60	39,000
Nov. 25	at Missouri	L	7-21	32,000

#First Big Seven Conference game

*500th game in school history

1949 (5-5, 2-4) BIG SEVEN: 5TH

Captains: Forrest Griffith, Dick Tomlinson

Sept. 17	TCU	L	0-28	32,000
Sept. 24	at Colorado	L	12-13	22,095
Oct. 1	IOWA STATE	L	6-19	20,000
Oct. 8	GEORGE WASHINGTON	W	21-14	18,000
Oct. 15	at Oklahoma	L	26-48	37,000
Oct. 22	at Oklahoma State	W	55-14	26,000
Oct. 29	KANSAS STATE	W	38-0	33,500
Nov. 5	at Nebraska	W	27-13	36,500
Nov. 19	MISSOURI (HC)	L	28-34	40,500
Nov. 26	at Arizona (Nt.)	W	46-0	14,105

1950 (6-4, 3-3) BIG SEVEN: 4TH

Captains: John Amberg, Mike McCormack

Sept. 23	TCU	L	7-14	32,000
Sept. 29	at Denver (Nt.)	W	16-6	14,218
Oct. 7	COLORADO	W	27-21	24,000
Oct. 14	at Iowa State	W	33-21	17,392
Oct. 21	OKLAHOMA STATE	W	40-7	22,500
Oct. 28	NEBRASKA (HC)	L	26-33	39,000
Nov. 4	at Utah	W	39-26	13,000
Nov. 11	(19) OKLAHOMA (3)	L	13-33	39,000
Nov. 18	at Kansas State	W	47-7	18,000
Nov. 23	at Missouri	L	6-20	18,000

1951 (8-2, 4-2) BIG SEVEN: 3RD

Captains: Bill Schaake, Aubrey Linville

Final Ranking: 20th (UPI)

Sept. 22	at TCU (Nt.)	W	27-13	28,000
Sept. 29	IOWA STATE	W	53-33	25,000
Oct. 6	(20) at Colorado	L	27-35	29,367
Oct. 13	UTAH	W	26-7	20,000
Oct. 20	at Oklahoma	L	21-33	50,000
Oct. 27	KANSAS STATE	W	33-14	20,000
Nov. 3	at Nebraska	W	27-7	34,000
Nov. 10	LOYOLA (Calif.)	W	34-26	18,000
Nov. 17	at Oklahoma State	W	27-12	17,000
Dec. 1	MISSOURI (HC)	W	41-28	35,000

YEAR-BY-YEAR

1952 (7-3, 3-3) BIG SEVEN: 5TH

Captains: Charlie Hoag, Oliver Spencer

Sept. 20	*(17) TCU	W	13-0	25,000
Sept. 27	(17) SANTA CLARA	W	21-9	22,000
Oct. 4	(9) COLORADO	W	21-12	---
Oct. 11	(9) at Iowa State	W	43-0	10,101
Oct. 18	(8) OKLAHOMA (6)	L	20-42	40,000
Oct. 25	(15) at SMU	W	26-0	33,000
Nov. 1	(9) at Kansas State	W	26-6	16,500
Nov. 8	(7) NEBRASKA (HC)	L	13-14	33,500
Nov. 15	(19) OKLAHOMA STATE	W	12-7	20,000
Nov. 22	(18) at Missouri	L	19-20	26,000

*First nationally televised game (NBC)

1953 (2-8, 2-4) BIG SEVEN: T-4TH

Captains: Morris Kay, Bob Hantla

Sept. 19	at TCU (Nt.)	L	0-13	26,000
Sept. 25	at UCLA (4) (Nt.)	L	7-19	43,000
Oct. 3	IOWA STATE	W	23-0	20,000
Oct. 10	at Colorado	W	27-21	24,300
Oct. 17	at Oklahoma	L	0-45	42,500
Oct. 24	SMU	L	6-14	29,000
Oct. 31	at Nebraska	L	0-9	33,000
Nov. 7	KANSAS STATE	L	0-7	25,000
Nov. 14	OKLAHOMA STATE	L	14-41	17,000
Nov. 21	MISSOURI (HC)	L	6-10	34,000

CHUCK MATHER

4 SEASONS, 1954-57
11-26-3, 313



1954 (0-10, 0-6) BIG SEVEN: 7TH

Captain: Bud Bixler

Sept. 18	TCU	L	6-27	---
Sept. 25	UCLA (8)	L	7-32	22,000
Oct. 2	COLORADO	L	0-27	24,000
Oct. 9	at Iowa State	L	6-33	10,000
Oct. 16	OKLAHOMA (1)	L	0-65	29,000
Oct. 23	at SMU	L	18-36	20,000
Oct. 30	at Kansas State	L	6-28	21,000
Nov. 6	NEBRASKA (20)	L	20-41	10,000
Nov. 13	at Oklahoma State	L	12-47	10,000
Nov. 20	MISSOURI (HC)	L	18-41	29,000

1955 (3-6-1, 1-4-1) BIG SEVEN: T-5TH

Captains: Ralph Moody, Dick Reich

Sept. 17	at TCU (Nt.)	L	14-47	25,000
Sept. 24	WASHINGTON STATE	W	13-0	19,000
Oct. 1	at Colorado	L	0-12	22,500
Oct. 8	IOWA STATE	T	7-7	20,000
Oct. 15	at Oklahoma (3)	L	6-44	43,000
Oct. 22	SMU	L	14-33	20,000
Oct. 29	at Nebraska	L	14-19	31,000
Nov. 5	KANSAS STATE	L	0-46	26,000
Nov. 12	OKLAHOMA STATE	W	12-7	12,000
Nov. 19	MISSOURI (HC)	W	13-7	30,000

1956 (3-6-1, 2-4) BIG SEVEN: T-5TH

Captain: Galen Wahlmeier

Sept. 22	TCU	L	0-32	28,000
Sept. 29	COLLEGE OF PACIFIC	T	27-27	17,000
Oct. 6	COLORADO	L	25-26	20,000
Oct. 13	at Iowa State	W	25-14	10,000
Oct. 20	OKLAHOMA (1)	L	12-34	31,000
Oct. 26	at Oklahoma State	W	21-13	14,000
Nov. 3	at Kansas State	W	20-15	19,000
Nov. 10	NEBRASKA (HC)	L	20-26	28,000
Nov. 17	at UCLA	L	0-13	21,913
Dec. 1	at Missouri	L	13-15	28,002

BIG EIGHT CONFERENCE

1957-95

1957 (5-4-1, 4-2) BIG EIGHT: 2ND

Captains: Lynn McCarthy, Wally Strauch, Bob Kraus

Sept. 21	at TCU (Nt.)	T	13-13	---
Sept. 28	OREGON STATE (9)	L	6-34	28,000
Oct. 5	at Colorado	W	35-34	34,000
Oct. 12	IOWA STATE	L	6-21	21,000
Oct. 19	at Oklahoma (2)	L	0-47	50,000
Oct. 25	at Miami (Fla.) (Nt.)	L	6-48	33,280
Nov. 2	at Nebraska	W	14-12	30,000
Nov. 9	KANSAS STATE	W	13-7	26,000
Nov. 16	OKLAHOMA STATE	W	13-7	12,000
Nov. 23	MISSOURI (HC)	W	9-7	32,500

JACK MITCHELL

9 SEASONS, 1958-66
44-42-5, 511



1958 (4-5-1, 3-2-1) BIG EIGHT: 4TH

Captains: Homer Floyd, Bob Marshall

Sept. 20	TCU (8)	L	0-42	20,000
Sept. 27	vs. Oregon St. (Nt.) (Portland, Ore.)	L	0-12	28,115
Oct. 4	COLORADO	L	0-31	22,000
Oct. 11	at Iowa State	W	7-0	17,082
Oct. 18	OKLAHOMA (11)	L	0-43	30,000
Oct. 25	TULANE	W	14-9	17,000
Nov. 1	at Kansas State	W	21-12	19,000
Nov. 8	NEBRASKA (HC)	W	29-7	23,000
Nov. 15	at Oklahoma State	L	3-6	15,000
Nov. 22	at Missouri	T	13-13	32,000

1959 (5-5, 3-3) BIG EIGHT: T-3RD

Captains: John Peppercorn, Ken Fitch

Sept. 19	at TCU (7) (Nt.)	L	7-14	25,000
Sept. 26	at Syracuse	L	21-35	25,000
Oct. 3	BOSTON	W	28-7	20,000
Oct. 10	at Nebraska	W	10-3	30,000
Oct. 17	KANSAS STATE	W	33-14	27,000
Oct. 24	at Oklahoma (18)	L	6-7	51,013
Oct. 31	IOWA STATE	W	7-0	25,000
Nov. 7	at Colorado	L	14-27	26,000
Nov. 14	OKLAHOMA STATE	W	28-14	15,000
Nov. 21	MISSOURI (HC)	L	9-13	40,000

*1960 (7-2-1, 4-2-1) BIG EIGHT: T-3RD

Captain: Doyle Schick

Final Ranking: 11th (AP), T-9th (UPI)

Sept. 17	TCU	W	21-7	32,000
Sept. 24	(7) at Kansas State	W	41-0	18,000
Oct. 1	(5) SYRACUSE (2)	L	7-14	40,000
Oct. 8	(10) at Iowa State	W	28-14	16,277
Oct. 15	(9) OKLAHOMA	T	13-13	40,000
Oct. 22	(15) at Oklahoma State	W	14-7	30,000
Oct. 29	(19) at Iowa (1)	L	7-21	47,000
Nov. 5	(10) NEBRASKA	W	31-0	28,000
Nov. 12	(10) COLORADO (HC)	W*	34-6	33,000
Nov. 19	(11) at Missouri (1)	W*	23-7	43,000

*Later ordered to forfeit victories over Colorado and Missouri because of ineligible player

1961 (7-3-1, 5-2) BIG EIGHT: 3RD

Captains: Curtis McClinton, John Hadl, Stan Kirschman

Final Ranking: 15th (UPI)

Sept. 23	(8) at TCU (Nt.)	L	16-17	27,000
Sept. 30	WYOMING	T	6-6	33,000
Oct. 7	at Colorado	L	19-20	42,700
Oct. 14	IOWA STATE	W	21-7	33,500
Oct. 21	at Oklahoma	W	10-0	57,000
Oct. 28	OKLAHOMA STATE	W	42-8	25,000
Nov. 4	at Nebraska	W	28-6	33,000
Nov. 11	KANSAS STATE (HC)	W	34-0	34,000
Nov. 18	at California	W	53-7	30,000
Nov. 25	(10) MISSOURI	L	7-10	40,500
Dec. 17	*vs. Rice	W	33-7	52,000

(Bluebonnet Bowl at Houston, Texas)

*First bowl victory

1962 (6-3-1, 4-2-1) BIG EIGHT: 4TH

Captains: Rodger McFarland, Ken Tiger

Sept. 22	TCU	L	3-6	35,000
Sept. 29	at Boston (Nt.)	W	14-0	11,000
Oct. 6	COLORADO	W	35-8	32,000
Oct. 13	at Iowa State	W	29-8	22,000
Oct. 20	OKLAHOMA	L	7-13	38,000
Oct. 27	at Oklahoma State	W	36-17	18,000
Nov. 3	at Kansas State	W	38-0	16,000
Nov. 10	NEBRASKA (HC)	L	16-40	38,000
Nov. 17	CALIFORNIA	W	33-21	32,000
Nov. 24	at Missouri	T	3-3	46,000

1963 (5-5, 3-4) BIG EIGHT: T-4TH

Captains: Ken Coleman, Pete Quatrochi

Sept. 21	at TCU (Nt.)	L	6-10	26,000
Sept. 28	SYRACUSE	W	10-0	35,000
Oct. 5	at Wyoming	W	25-21	18,121
Oct. 12	IOWA STATE	L	14-17	34,000
Oct. 19	at Oklahoma (6)	L	18-21	61,826
Oct. 26	OKLAHOMA STATE	W	41-7	35,000
Nov. 2	KANSAS STATE (HC)	W	34-0	30,000
Nov. 9	#at Nebraska	L	9-23	39,844
Nov. 16	at Colorado	W	43-14	21,000
Nov. 30	MISSOURI	L	7-9	45,000

Memorial Stadium capacity increased to 44,900;

#Gale Sayers sets NCAA record with 99-yard run

1964 (6-4, 5-2) BIG EIGHT: 3RD

Captains: Gary Duff, Gale Sayers

Sept. 19	TCU	W	7-3	38,000
Sept. 26	at Syracuse	L	6-38	38,000
Oct. 3	WYOMING	L	14-17	38,000
Oct. 10	at Iowa State	W	42-6	20,000
Oct. 17	OKLAHOMA	W	15-14	44,000
Oct. 24	at Oklahoma State	W	14-13	36,500
Oct. 31	at Kansas State	W	7-0	21,300
Nov. 7	NEBRASKA (6) (HC)	L	7-14	45,000
Nov. 14	COLORADO	W	10-7	37,000
Nov. 21	at Missouri	L	14-34	50,000

1965 (2-8, 2-5) BIG EIGHT: 7TH

Captains: Greg Roth, Mike Shinn

Sept. 18	at Texas Tech	L	7-26	35,300
Sept. 25	ARIZONA	L	15-23	35,000
Oct. 2	at California	L	0-17	32,000
Oct. 9	IOWA STATE	L	7-21	38,500
Oct. 16	at Oklahoma	L	7-21	45,000
Oct. 23	OKLAHOMA STATE	W	9-0	34,000
Oct. 30	#KANSAS STATE	W	34-0	36,900
Nov. 6	at Nebraska	L	6-42	53,910
Nov. 13	at Colorado	L	14-21	21,200
Nov. 20	MISSOURI	L	20-44	44,000

Memorial Stadium capacity increased to 51,000;

#200th game in Memorial Stadium

YEAR-BY-YEAR

1966 (2-7-1, 0-6-1) BIG EIGHT: 8TH

Captains: Jerry Barnett, Bill Wohlford

Sept. 17	TEXAS TECH	L	7-23	28,165
Sept. 24	at Arizona (Nt.)	W	35-13	33,147
Oct. 1	at Minnesota	W	16-14	43,147
Oct. 8	at Iowa State	L	7-24	23,015
Oct. 15	OKLAHOMA	L	0-35	37,252
Oct. 22	at Oklahoma State	L	7-10	22,148
Oct. 29	at Kansas State	T	3-3	17,985
Nov. 5	NEBRASKA (6) (HC)	L	13-24	40,881
Nov. 12	COLORADO (16)	L	18-35	36,158
Nov. 19	at Missouri	L	0-7	52,279

PEPPER RODGERS

4 SEASONS, 1967-70
20-22, .476



1967 (5-5, 5-2) BIG EIGHT: T-2ND

Captain: Mike Sweatman

Sept. 23	at Stanford	L	20-21	21,824
Sept. 30	at Indiana	L	15-18	31,804
Oct. 7	OHIO	L	15-30	31,124
Oct. 14	NEBRASKA (8)	W	10-0	36,896
Oct. 21	at Oklahoma State	W	26-15	32,619
Oct. 28	IOWA STATE	W	28-14	36,131
Nov. 4	KANSAS STATE (HC)	W	17-16	42,435
Nov. 11	at Colorado	L	8-12	38,581
Nov. 18	at Oklahoma (7)	L	10-14	57,649
Nov. 25	MISSOURI	W	17-6	42,956

1968 (9-2, 6-1) BIG EIGHT: T-1ST

Captain: John Zook

Final Ranking: 7th (AP), 6th (UPI)

Sept. 21	(12) at Illinois	W	47-7	46,359
Sept. 28	(12) INDIANA	W	38-20	38,470
Oct. 5	(8) NEW MEXICO	W	68-7	41,630
Oct. 12	(6) at Nebraska (9)	W	23-13	67,119
Oct. 19	(4) OKLAHOMA STATE	W	49-19	35,621
Oct. 26	(3) at Iowa State	W	46-25	26,256
Nov. 2	(3) COLORADO (HC)	W	27-14	43,442
Nov. 9	(3) OKLAHOMA	L	23-27	50,658
Nov. 16	(7) at Kansas State	W	38-29	35,937
Nov. 23	(7) MISSOURI (13)	W	21-19	61,013
Jan. 1	(6) vs. Penn State (3) (Nt.)	L	14-15	77,719
(Orange Bowl at Miami, Fla.)				

1969 (1-9, 0-7) BIG EIGHT: 8TH

Captain: Emery Hicks

Sept. 20	at Texas Tech (Nt.)	L	22-28	43,201
Sept. 27	SYRACUSE	W	13-0	42,230
Oct. 4	at New Mexico (Nt.)	L	7-16	13,338
Oct. 11	KANSAS STATE	L	22-26	48,285
Oct. 18	at Nebraska	L	17-21	63,223
Oct. 25	at Iowa State	L	20-44	25,806
Nov. 1	OKLAHOMA STATE	L	25-28	33,927
Nov. 8	COLORADO (HC)	L	14-17	37,893
Nov. 15	at Oklahoma	L	15-31	54,752
Nov. 22	MISSOURI (7)	L	21-69	48,474

1970 (5-6, 2-5) BIG EIGHT: 6TH

Captain: Larry Brown

Sept. 12	*WASHINGTON STATE	W	48-31	31,971
Sept. 19	TEXAS TECH	L	0-23	36,355
Sept. 26	at Syracuse	W	31-14	20,643
Oct. 3	NEW MEXICO	W	4-23	39,094
Oct. 10	at Kansas State	W	21-15	41,070
Oct. 17	NEBRASKA (5)	L	20-41	46,500
Oct. 24	IOWA STATE (HC)	W	24-10	35,837
Oct. 31	at Oklahoma State	L	7-19	33,488
Nov. 7	at Colorado	L	29-45	38,445
Nov. 14	OKLAHOMA	L	24-28	36,820
Nov. 21	at Missouri	L	17-28	57,521

*KU's first home game on artificial turf

DON FAMBROUGH

8 SEASONS

1971-74: 19-25-1, .433

1979-82: 17-24-4, .422

Total: 36-49-5, .428



1971 (4-7, 2-5) BIG EIGHT: T-6TH

Captains: Kenny Page, Bob Childs

Sept. 11	WASHINGTON STATE	W	34-0	33,195
Sept. 18	BAYLOR	W	22-0	36,362
Sept. 25	at Florida State (Nt.)	L	7-30	34,784
Oct. 2	at Minnesota	L	20-38	29,093
Oct. 9	KANSAS STATE (HC)	W	39-13	51,151
Oct. 16	at Nebraska (1)	L	0-55	65,542
Oct. 23	at Iowa State	L	24-40	31,459
Oct. 30	OKLAHOMA STATE	L	10-17	38,813
Nov. 6	COLORADO (13)	L	14-35	35,299
Nov. 13	at Oklahoma (2)	L	10-56	54,347
Nov. 20	MISSOURI	W	7-2	43,644

1972 (4-7, 3-4) BIG EIGHT: 6TH

Captains: Don Perkins, Pat Ryan

Sept. 9	WASHINGTON STATE	L	17-18	31,370
Sept. 23	WYOMING	W	52-14	40,108
Sept. 30	FLORIDA STATE (16)	L	22-44	36,626
Oct. 7	at Minnesota	W	38-34	31,505
Oct. 14	at Kansas State	L	19-20	39,947
Oct. 21	NEBRASKA (5)	L	0-56	50,523
Oct. 28	IOWA STATE (15) (HC)	L	8-34	33,710
Nov. 4	at Oklahoma State	W	13-10	31,164
Nov. 11	at Colorado (16)	L	8-33	50,151
Nov. 18	OKLAHOMA (4)	L	7-31	37,356
Nov. 25	at Missouri	W	28-17	44,428

1973 (7-4-1, 4-2-1) BIG EIGHT: T-2ND

Captains: Don Goode, John Bryant

Final Ranking: 18th (AP), T-15th (UPI)

Sept. 15	WASHINGTON STATE	W	29-8	39,687
Sept. 22	at Florida State	W	28-0	19,934
Sept. 29	MINNESOTA	W	34-19	30,205
Oct. 6	at Tennessee (9)	L	27-28	42,842
Oct. 13	(19) KANSAS STATE (HC)	W	25-18	51,574
Oct. 20	(18) at Nebraska (11)	L	9-10	76,322
Oct. 27	(17) at Iowa State	W	22-20	33,440
Nov. 3	(18) OKLAHOMA STATE	T	10-10	37,226
Nov. 10	(18) COLORADO	W	17-15	31,717
Nov. 17	(20) at Oklahoma (3)	L	20-48	64,122
Nov. 24	(17) MISSOURI (19)	W	14-13	44,062
Dec. 17	(19) vs. NC State (16) (Nt.)	L	18-31	50,011
(Liberty Bowl at Memphis, Tenn.)				

1974 (4-7, 1-6) BIG EIGHT: 8TH

Captains: Robert Miller, Steve Towle

Sept. 14	at Washington State (Nt.)	W	14-7	30,142
Sept. 21	at Tennessee (17) (Nt.)	L	3-17	72,178
Sept. 28	FLORIDA STATE	W	40-9	33,664
Oct. 5	TEXAS A&M (5)	W	28-10	32,953
Oct. 12	(19) at Kansas State	W	20-13	44,899
Oct. 19	(13) NEBRASKA (12)	L	0-56	50,523
Oct. 26	IOWA STATE (HC)	L	6-22	31,134
Nov. 2	at Oklahoma State	L	13-24	42,490
Nov. 9	at Colorado	L	16-17	47,701
Nov. 16	OKLAHOMA (1)	L	14-45	43,974
Nov. 23	at Missouri	L	3-27	55,159

BUD MOORE

4 SEASONS, 1975-78
17-27-1, .389



1975 (7-5, 4-3) BIG EIGHT: 4TH

Captains: Rick Kovatch, John Morgan, Steve Taylor

Sept. 13	WASHINGTON STATE	L	14-18	33,378
Sept. 20	at Kentucky	W	14-10	56,467
Sept. 27	OREGON STATE	W	20-0	38,716
Oct. 4	at Wisconsin	W	41-7	74,160
Oct. 11	at Nebraska (4)	L	0-16	74,426
Oct. 18	at Iowa State	W	21-10	41,853
Oct. 25	OKLAHOMA STATE (HC)	L	19-35	35,727
Nov. 1	KANSAS STATE	W	28-0	50,538
Nov. 8	at Oklahoma (12)	W	23-3	70,922
Nov. 15	(17) COLORADO (10)	L	21-24	30,888
Nov. 22	MISSOURI (18)	W	42-24	46,851
Dec. 26	(19) vs. Pittsburgh	L	19-33	30,272
(Sun Bowl at El Paso, Texas)				

1976 (6-5, 2-5) BIG EIGHT: 8TH

Captains: Nolan Cromwell, Chris Golub

Sept. 4	(19) at Oregon State (Nt.)	W	28-16	29,952
Sept. 11	WASHINGTON STATE	W	35-16	31,121
Sept. 18	(13) KENTUCKY	W	37-16	42,615
Oct. 2	(9) WISCONSIN	W	34-24	39,033
Oct. 9	(8) at Oklahoma State	L	14-21	33,141
Oct. 16	(15) OKLAHOMA (6) (HC)	L	10-28	49,085
Oct. 23	at Kansas State	W	24-14	41,459
Oct. 30	NEBRASKA (9)	L	3-31	47,327
Nov. 6	IOWA STATE	L	17-31	33,432
Nov. 13	at Colorado (19)	L	17-40	47,668
Nov. 20	at Missouri (19)	W	41-14	62,599

1977 (3-7-1, 2-4-1) BIG EIGHT: 6TH

Captains: Tom Fitch, Tom Dinkel, John Masacarello

Sept. 10	at Texas A&M (9)	L	14-28	53,585
Sept. 17	at UCLA (14) (Nt.)	L	7-17	39,832
Sept. 24	WASHINGTON STATE (15)	W	14-12	40,763
Oct. 1	at Oklahoma (1)	L	9-42	72,331
Oct. 8	at Miami (Fla.) (Nt.)	L	7-14	29,010
Oct. 15	COLORADO (3) (HC)	T	17-17	34,725
Oct. 22	OKLAHOMA STATE	L	0-21	38,326
Oct. 29	at Iowa State	L	3-41	47,811
Nov. 5	KANSAS STATE	W	29-21	47,858
Nov. 12	at Nebraska (12)	L	7-52	74,565
Nov. 19	MISSOURI	W	24-22	43,148

YEAR-BY-YEAR

1978 (1-10, 0-7) BIG EIGHT: 8TH

Captains: Mike Wellman, Franklin King

Sept. 9	TEXAS A&M (13)	L	10-37	30,698
Sept. 16	at Washington (18)	L	2-31	49,450
Sept. 23	UCLA (8)	W	28-24	35,362
Sept. 30	MIAMI (Fla.)	L	6-38	36,372
Oct. 7	at Colorado (13)	L	7-17	46,345
Oct. 14	OKLAHOMA (1)	L	16-17	40,450
Oct. 21	at Oklahoma State	L	7-21	35,336
Oct. 28	IOWA STATE (HC)	L	7-13	32,768
Nov. 4	NEBRASKA (4)	L	21-63	50,463
Nov. 11	at Missouri	L	0-48	64,453
Nov. 18	at Kansas State	L	20-36	42,814

DON FAMBROUGH

8 SEASONS

1971-74: 19-25-1, .433

1979-82: 17-24-4, .422

Total: 36-49-5, .428



1982 (2-7-2, 1-5-1) BIG EIGHT: 7TH

Captains: Tim Friess, Russ Bastin, Gary Coleman, Paul Fairchild

Sept. 11	WICHITA STATE	L	10-13	41,500
Sept. 18	TCU	W	30-19	30,500
Sept. 25	at Kentucky	T	13-13	55,320
Oct. 2	TULSA	L	15-29	35,552
Oct. 9	at Oklahoma State	T	24-24	43,400
Oct. 16	OKLAHOMA	L	14-38	36,230
Oct. 23	at Kansas State (Nt.)	L	7-36	45,595
Oct. 30	NEBRASKA (6)	L	0-52	50,172
Nov. 6	IOWA STATE (HC)	W	24-17	26,796
Nov. 13	at Colorado	L	3-28	35,114
Nov. 20	at Missouri	L	10-16	49,041

MIKE GOTTFRIED

3 SEASONS, 1983-85

15-18-1, .456



1979 (3-8, 2-5) BIG EIGHT: 7TH

Captains: Brian Bethke, Mike Gay, Monty Carbonell

Sept. 15	at Pittsburgh (16)	L	0-24	34,893
Sept. 22	at Michigan (11)	L	7-28	100,228
Sept. 29	NORTH TEXAS	W	37-18	36,688
Oct. 6	SYRACUSE	L	27-45	31,296
Oct. 13	at Nebraska (5)	L	0-42	74,341
Oct. 20	at Iowa State	W	24-7	47,064
Oct. 27	OKLAHOMA STATE (HC)	L	17-30	29,671
Nov. 3	KANSAS STATE	W	36-28	48,627
Nov. 10	at Oklahoma (6)	L	0-38	71,822
Nov. 17	COLORADO	L	17-31	25,572
Nov. 22	MISSOURI	L	7-55	34,599

1980 (4-5-2, 3-3-1) BIG EIGHT: 4TH

Captains: Harry Sydney, Frank Wattleit

Sept. 13	at Oregon	T	7-7	27,750
Sept. 20	PITTSBURGH (5)	L	3-18	42,300
Sept. 27	LOUISVILLE	L	9-17	32,800
Oct. 4	at Syracuse	W	23-8	43,126
Oct. 11	NEBRASKA (10)	L	0-54	50,268
Oct. 18	IOWA STATE (19) (HC)	W	28-17	30,000
Oct. 25	at Oklahoma State	T	14-14	41,000
Nov. 1	at Kansas State	W	20-18	43,276
Nov. 8	OKLAHOMA (11)	L	19-21	40,150
Nov. 15	at Colorado	W	42-3	37,291
Nov. 22	at Missouri	L	6-31	64,356

1981 (8-4, 4-3) BIG EIGHT: 4TH

Captains: David Lawrence, Greg Smith

Sept. 5	at Tulsa (Nt.)	W	15-11	36,824
Sept. 12	OREGON	W	19-10	39,840
Sept. 19	KENTUCKY	W	21-16	40,200
Oct. 3	ARKANSAS STATE	W	17-16	32,100
Oct. 10	OKLAHOMA STATE (HC)	L	7-20	39,810
Oct. 17	at Oklahoma	L	7-45	74,807
Oct. 24	KANSAS STATE	W	17-14	51,600
Oct. 31	at Nebraska (12)	L	15-31	76,208
Nov. 7	at Iowa State	W	24-11	49,720
Nov. 14	COLORADO	W	27-0	31,500
Nov. 21	MISSOURI	W	19-11	47,500
Dec. 31	vs. Mississippi State	L	0-10	41,000

(Hall of Fame Bowl at Birmingham, Ala.)

1984 (5-6, 4-3) BIG EIGHT: 4TH

Captains: Sylvester Byrd, Willie Pless, Bennie Simecka

Sept. 8	WICHITA STATE	W	31-7	33,200
Sept. 15	FLORIDA STATE (18)	L	16-42	38,600
Sept. 22	at Vanderbilt	L	6-41	41,065
Sept. 29	at North Carolina	L	17-23	45,000
Oct. 6	IOWA STATE	W	33-14	31,500
Oct. 13	at Kansas State	L	7-24	42,250
Oct. 20	at Oklahoma State (12)	L	10-47	44,000
Oct. 27	OKLAHOMA (2) (HC)	W	28-11	29,500
Nov. 3	at Colorado	W	28-27	33,166
Nov. 10	NEBRASKA (2)	L	7-41	50,653
Nov. 17	at Missouri	W	35-21	41,027

1985 (6-6, 2-5) BIG EIGHT: 6TH


Captains: Sylvester Byrd, Skip Peete, Willie Pless, Mike Norseth

Aug. 31	at Hawaii (Nt.)	W	33-27	46,626
Sept. 14	VANDERBILT	W	42-16	39,000
Sept. 21	INDIANA STATE	W	37-10	38,500
Sept. 28	at Florida State (4) (Nt.)	L	20-24	57,135
Oct. 5	EASTERN ILLINOIS	W	44-20	37,500
Oct. 12	at Iowa State	L	21-22	43,117
Oct. 19	KANSAS STATE	W	38-7	40,000
Oct. 26	OKLAHOMA STATE (12)	L	10-17	35,200
Nov. 2	at Oklahoma (9)	L	6-48	75,008
Nov. 9	COLORADO (HC)	L	3-14	25,000
Nov. 16	at Nebraska (2)	L	6-56	75,863
Nov. 23	MISSOURI	W	34-20	22,000

BOB VALESENTE

2 SEASONS, 1986-87

4-17-1, .205



1986 (3-8, 0-7) BIG EIGHT: 8TH

Captains: Phil Forte, Mike Orth, Paul Oswald, Wayne Ziegler, John Randolph

Sept. 13	NORTH CAROLINA	L	0-20	40,200
Sept. 20	UTAH STATE	W	16-13	36,300
Sept. 27	INDIANA STATE	W	20-6	32,400
Oct. 4	SOUTHERN ILLINOIS	W	35-23	22,500
Oct. 11	IOWA STATE (HC)	L	10-13	20,500
Oct. 18	at Kansas State	L	12-29	38,320
Oct. 25	at Oklahoma State (Nt.)	L	6-24	46,400
Nov. 1	OKLAHOMA (4)	L	3-64	38,500
Nov. 8	at Colorado	L	10-17	37,056
Nov. 15	NEBRASKA (6)	L	0-70	48,800
Nov. 22	at Missouri	L	0-48	33,553

1987 (1-9-1, 0-6-1) BIG EIGHT: 7TH

Captain: Game-by-Game Selection

Sept. 12	at Auburn (4) (Nt.)	L	0-49	65,711
Sept. 19	KENT STATE	L	17-31	33,700
Sept. 26	LOUISIANA TECH	L	11-16	23,000
Oct. 3	SOUTHERN ILLINOIS	W	16-15	20,500
Oct. 10	at Nebraska (2)	L	2-54	76,053
Oct. 17	at Colorado	L	10-35	43,514
Oct. 24	IOWA STATE (HC)	L	28-42	28,300
Oct. 31	OKLAHOMA (1)	L	10-71	23,500
Nov. 7	at Kansas State	T	17-17	37,600
Nov. 14	OKLAHOMA STATE	L	17-49	18,200
Nov. 21	at Missouri	L	7-19	32,202

GLEN MASON

9 SEASONS, 1988-96

47-54-1, .466



1988 (1-10, 1-6) BIG EIGHT: 7TH

Captains: Curtis Moore, Peda Samuel, Arnold Snell

Sept. 10	BAYLOR	L	14-27	43,200
Sept. 17	at Auburn (6) (Nt.)	L	7-56	55,700
Sept. 24	at California	L	21-52	34,000
Oct. 1	NEW MEXICO STATE	L	29-42	33,500
Oct. 8	NEBRASKA (9)	L	10-63	32,500
Oct. 15	COLORADO (HC)	L	9-21	22,500
Oct. 22	at Iowa State	L	14-42	43,180
Oct. 29	at Oklahoma (8)	L	14-63	74,004
Nov. 5	KANSAS STATE	W	30-12	35,000
Nov. 12	at Oklahoma State (14)	L	24-63	40,100
Nov. 19	MISSOURI	L	17-55	25,000

1989 (4-7, 2-5) BIG EIGHT: 6TH

Captains: John Barker, Mark Konz

Sept. 2	MONTANA STATE	W	41-17	37,500
Sept. 9	LOUISVILLE	L	28-33	37,200
Sept. 16	KENT STATE	W	28-21	41,000
Sept. 23	at Baylor (Nt.)	L	3-46	26,765
Sept. 30	OKLAHOMA (16)	L	6-45	44,500
Oct. 7	IOWA STATE (HC)	L	20-24	31,500
Oct. 14	at Colorado (3)	L	17-49	50,057
Oct. 21	at Kansas State	W	21-16	35,652
Oct. 28	OKLAHOMA STATE	L	24-37	28,500
Nov. 4	at Nebraska (6)	L	14-51	76,232
Nov. 11	at Missouri	W	46-44	33,981

YEAR-BY-YEAR

1990 (3-7-1, 2-4-1) BIG EIGHT: T-4TH

Captains: Chip Budde, Curtis Moore

Sept. 1	VIRGINIA (15)	L	10-59	35,000
Sept. 8	OREGON STATE	W	38-12	28,500
Sept. 15	at Louisville	L	16-28	35,848
Sept. 29	at Oklahoma (9)	L	17-31	70,095
Oct. 6	at Iowa State	T	34-34	54,211
Oct. 13	at Miami (3)	L	0-34	54,211
Oct. 20	COLORADO (14)	L	10-41	40,000
Oct. 27	KANSAS STATE (HC)	W	27-24	45,000
Nov. 3	at Oklahoma State	W	31-30	30,100
Nov. 10	NEBRASKA (13)	L	9-41	36,000
Nov. 17	MISSOURI	L	21-41	30,000

1991 (6-5, 3-4) BIG EIGHT: 5TH

Captains: Scott Imwalke, Roger Robben, Doug Terry

Sept. 7	at Toledo (Nt.)	W	30-7	24,010
Sept. 14	TULSA	W	23-17	35,000
Sept. 21	NEW MEXICO STATE	W	54-14	34,000
Oct. 5	at Virginia	L	19-31	40,200
Oct. 12	at Kansas State	L	12-16	48,856
Oct. 19	IOWA STATE (HC)	W	41-0	37,000
Oct. 26	at Oklahoma (21)	L	3-41	68,128
Nov. 2	at Oklahoma State	W	31-0	18,000
Nov. 9	NEBRASKA (11)	L	23-59	40,000
Nov. 16	COLORADO (16)	L	24-30	40,863
Nov. 23	*MISSOURI	W	53-29	28,000

*Tony Sands sets NCAA game rushing record with 396 yards

1992 (8-4, 4-3) BIG EIGHT: 3RD

Captains: Hassan Bailey, Monte Cozzens, Matt Gay, Dana Stubblefield

Final Ranking: 22nd (AP), 22nd (UPI), 23rd (CNN/USA Today Coaches)

Sept. 5	at Oregon State	W	49-7	28,591
Sept. 12	BALL STATE	W	62-10	38,500
Sept. 19	at Tulsa	W	40-7	38,986
Sept. 24	(24) CALIFORNIA (Nt.)	L	23-27	44,500
Oct. 10	KANSAS STATE	W	31-7	48,604
Oct. 17	(25) at Iowa State	W	50-47	39,331
Oct. 24	(22) OKLAHOMA (HC)	W	27-10	43,500
Nov. 2	(18) OKLAHOMA STATE	W	26-18	31,500
Nov. 9	(13) at Nebraska (7) (Nt.)	L	7-49	76,287
Nov. 16	(20) COLORADO (18)	L	18-25	43,000
Nov. 23	(22) at Missouri	L	17-22	30,845
Dec. 25	(22) vs. Brigham Young (25)	W	23-20	42,933

(Aloha Bowl at Honolulu, Hawaii)

1993 (5-7, 3-4) BIG EIGHT: 5TH

Captains: John Jones, Guy Howard, Dan Schmidt, Chris Maumalanga

Aug. 28	vs. Florida State (1)	L	0-42	51,734
---------	-----------------------	---	------	--------

(Kickoff Classic at East Rutherford, N.J.)

Sept. 4	WESTERN CAROLINA	W	46-3	31,500
Sept. 11	at Michigan State	L	14-31	53,797
Sept. 18	UTAH	L	16-41	34,000
Oct. 2	COLORADO STATE	W	24-6	37,500
Oct. 9	at Kansas State	L	9-10	44,165
Oct. 16	IOWA STATE	W	35-20	28,500
Oct. 23	at Oklahoma (14)	L	25-38	60,441
Oct. 30	at Oklahoma State	W	13-6	30,163
Nov. 6	NEBRASKA (6)	L	20-21	47,500
Nov. 13	at Colorado (18)	L	14-38	40,044
Nov. 20	MISSOURI	W	28-10	31,500

1994 (6-5, 3-4) BIG EIGHT: 5TH

Captains: John Jones, Gerald McBurrows

Sept. 1	at Houston (Nt.)	W	35-13	18,150
Sept. 10	MICHIGAN STATE (Nt.)	W	17-10	48,100
Sept. 17	at TCU (Nt.)	L	21-31	37,313
Sept. 24	UAB	W	72-0	35,000
Oct. 6	KANSAS STATE (19) (Nt.)	L	13-21	48,800
Oct. 15	at Iowa State	W	41-23	32,563
Oct. 22	OKLAHOMA	L	17-20	42,500
Oct. 29	OKLAHOMA STATE (HC)	W	24-14	31,000
Nov. 5	at Nebraska (1)	L	17-45	75,543
Nov. 12	COLORADO (7)	L	26-51	35,000
Nov. 19	at Missouri	W	41-31	35,648

1995 (10-2, 5-2) BIG EIGHT: T-2ND

Captains: Mark Williams, Keith Rodgers, Ashaundai Smith

Final Ranking: 9th (AP), 10th (CNN/USA Today Coaches)

Sept. 2	*CINCINNATI	W	23-18	26,500
Sept. 9	vs. North Texas	W	27-10	20,211

(Texas Stadium at Irving, Texas)

Sept. 14	TCU	W	38-20	34,000
Sept. 23	HOUSTON (Nt.)	W	20-13	37,500
Oct. 7	(24) at Colorado (4)	W	40-24	52,330
Oct. 14	(10) IOWA STATE (HC)	W	34-7	43,000
Oct. 21	(7) at Oklahoma (15) (Nt.)	W	38-17	74,639
Oct. 28	(6) at Kansas State (14)	L	7-41	44,284
Nov. 4	(11) MISSOURI	W	42-23	46,300
Nov. 11	(10) NEBRASKA (1)	L	3-41	50,300
Nov. 18	(15) at Oklahoma State	W	22-17	36,600
Dec. 25	(11) vs. UCLA (25)	W	51-30	41,112

(Aloha Bowl at Honolulu, Hawaii)

*1,000th game in school history

BIG 12 CONFERENCE

1996-PRESENT

1996 (4-7, 2-6) BIG 12 NORTH: 5TH

Captains: Ronnie Ward, Mark Sanders

Aug. 29	(25) BALL STATE (Nt.)	W	35-10	36,200
Sept. 14	(24) at TCU (Nt.)	W	52-17	37,512
Sept. 28	(20) at Utah (Nt.)	L	42-45	32,519
Oct. 5	*at Oklahoma	W	52-24	64,333
Oct. 12	TEXAS TECH	L	7-30	46,500
Oct. 19	COLORADO (9) (HC)	L	7-20	48,500
Oct. 26	at Nebraska (5)	L	7-63	75,158
Nov. 2	at Iowa State	W	34-31	37,850
Nov. 9	KANSAS STATE (13)	L	12-38	48,800
Nov. 16	TEXAS	L	17-38	30,500
Nov. 23	at Missouri	L	25-42	36,821

*First Big 12 Conference victory

TERRY ALLEN

5 SEASONS, 1997-2001
20-33, 379

1997 (5-6, 3-5) BIG 12 NORTH: 5TH

Captains: Tony Blevins, Jason Thoren, Matt Johnner, Eric Vann, Ron Warner

Aug. 28	UAB (Nt.)	W	24-0	32,100
Sept. 6	TCU	W	17-10	35,000
Sept. 13	*MISSOURI	W	15-7	38,000
Sept. 20	at Cincinnati (Nt.)	L	7-34	17,636
Oct. 4	OKLAHOMA	W	20-17	43,500
Oct. 11	at Texas Tech (Nt.)	L	7-17	43,012
Oct. 18	at Colorado	L	6-42	52,097
Oct. 25	NEBRASKA (1) (Nt.)	L	0-35	42,000
Nov. 1	IOWA STATE (HC)	W	34-24	43,000
Nov. 8	at Kansas State (11)	L	16-48	43,832
Nov. 15	at Texas	L	31-45	68,097

*500th win in school history

1998 (4-7, 1-7) BIG 12 NORTH: 5TH

Captains: Zac Wegner, Michael Allen, Justin Glasgow, Patrick Brown

Sept. 5	OKLAHOMA STATE	L	28-38	32,500
Sept. 12	at Missouri (25)	L	23-41	59,720
Sept. 19	ILLINOIS STATE (Nt.)	W	63-21	31,100
Sept. 26	*at UAB (Nt.) (40T)	W	39-37	30,543
Oct. 3	TEXAS A&M (18)	L	21-24	36,000
Oct. 10	at Baylor	L	24-31	31,271
Oct. 17	at Nebraska (8) (Nt.)	L	0-41	76,174
Oct. 24	COLORADO (17) (HC) (Nt.)	W	33-17	31,600
Oct. 31	KANSAS STATE (4)	L	6-54	43,000
Nov. 7	NORTH TEXAS	W	23-14	20,000
Nov. 21	at Iowa State	L	20-23	26,029

*Four-overtime game tied NCAA record

1999 (5-7, 3-5) BIG 12 NORTH: T-4TH

Captains: Zac Wegner, Tim Bowers, John Williams, Michael Chandler

Aug. 28	at Notre Dame	L	13-48	80,012
Sept. 11	CS-NORTHBRIDGE (Nt.)	W	71-14	33,300
Sept. 18	at Colorado	L	17-51	47,783
Sept. 25	SAN DIEGO STATE (Nt.)	L	13-41	34,500
Oct. 2	SMU (HC)	W	27-9	24,700
Oct. 9	at Kansas State	L	9-50	52,254
Oct. 16	at Texas A&M (13)	L	17-34	70,232
Oct. 23	MISSOURI	W	21-0	42,300
Oct. 30	NEBRASKA (8)	L	17-24	45,100
Nov. 6	BAYLOR	W	45-10	28,600
Nov. 13	at Oklahoma State	L	13-45	39,562
Nov. 20	IOWA STATE	W	31-28	27,000

2000 (4-7, 2-6) BIG 12 NORTH: 5TH

Captains: Zac Wegner, Carl Nesmith, Moran Norris, Dylon Smith, John Oddonetto

Sept. 2	at SMU (Nt.)	L	17-31	32,267
Sept. 16	UAB (Nt.)	W	23-20	28,500
Sept. 23	SOUTHERN ILLINOIS (Nt.)	W	42-0	30,500
Sept. 30	at Oklahoma (14)	L	16-34	74,811
Oct. 7	KANSAS STATE (4)	L	13-52	48,500
Oct. 14	at Missouri	W	38-17	61,794
Oct. 21	COLORADO (HC)	W	23-15	32,600
Oct. 28	TEXAS TECH	L	39-45	26,000
Nov. 4	at Nebraska (6)	L	17-56	78,096
Nov. 11	TEXAS (19)	L	16-51	27,200
Nov. 18	at Iowa State	L	17-38	36,725

2001 (3-8, 1-7) BIG 12 NORTH: 6TH

Captains: Nate Dwyer, Harrison Hill, Marcus Rogers, Brandon Wier, Roger Ross, Justin Hartwig, Termaine Fulton

Sept. 1	MISSOURI STATE (Nt.)	W	24-10	37,500
Sept. 8	UCLA (14)	L	17-41	43,500
Sept. 22	at Colorado	L	16-27	47,495
Oct. 6	at Texas Tech (Nt.) (OT)	W	34-31	45,343
Oct. 13	OKLAHOMA (3) (HC) (Nt.)	L	10-38	48,700
Oct. 20	MISSOURI	L	34-38	38,500
Oct. 27	at Kansas State	L	6-40	50,101
Nov. 3	NEBRASKA (2) (Nt.)	L	7-51	50,750
*Nov. 10	at Texas (5)	L	0-59	83,111
*Nov. 17	IOWA STATE	L	7-49	33,500
*Nov. 24	WYOMING	W	27-14	24,000

*Tom Hayes took over as head coach for final three games

YEAR-BY-YEAR

MARK MANGINO

8 SEASONS, 2002-09
50-48, .510

2002 (2-10, 0-8) BIG 12 NORTH: 6TH

Captains: Greg Cole, Leo Etienne, Justin Sands

Aug. 31	at Iowa State	L	3-45	40,026
Sept. 7	at UNLV (Nt.)	L	20-31	25,109
Sept. 14	MISSOURI STATE (Nt.)	W	44-24	40,500
Sept. 21	BOWLING GREEN (Nt.)	L	16-39	37,000
Sept. 28	at Tulsa (Nt.)	W	43-33	17,893
Oct. 5	at Baylor	L	32-35	22,103
Oct. 12	COLORADO (HC)	L	29-53	34,500
Oct. 19	TEXAS A&M	L	22-47	34,000
Oct. 26	at Missouri	L	12-36	60,247
Nov. 2	KANSAS STATE (14)	L	0-64	43,000
Nov. 9	at Nebraska	L	7-45	77,351
Nov. 16	OKLAHOMA STATE	L	20-55	27,500

2003 (6-7, 3-5) BIG 12 NORTH: T-4TH

Captains: Adrian Jones, Zach Dyer, Bill Whittemore, Banks Floodman, Travis Watkins

Aug. 30	NORTHWESTERN (Nt.)	L	20-28	27,775
Sept. 6	UNLV (Nt.)	W	46-24	33,980
Sept. 13	at Wyoming	W	42-35	18,329
Sept. 20	JACKSONVILLE ST. (Nt.)	W	41-6	34,712
Sept. 27	MISSOURI (23)	W	35-14	50,071
Oct. 11	at Colorado (OT)	L	47-50	50,477
Oct. 18	BAYLOR (HC)	W	28-21	40,088
Oct. 25	at Kansas State	L	6-42	51,614
Nov. 1	at Texas A&M	L	33-45	68,487
Nov. 8	NEBRASKA (19)	L	3-24	50,107
Nov. 15	at Oklahoma State	L	21-44	40,850
Nov. 22	IOWA STATE	W	36-7	34,518
Dec. 22	vs. North Carolina State	L	26-56	26,482

(Mazda Tangerine Bowl at Orlando, Fla.)

2004 (4-7, 2-6) BIG 12 NORTH: T-5TH

Captains: Travis Watkins, Joe Vaughn, Brandon Rideau, Banks Floodman, David McMillan

Sept. 4	TULSA (Nt.)	W	21-3	40,646
Sept. 11	TOLEDO (Nt.)	W	63-14	41,251
Sept. 18	at Northwestern	L	17-20	24,817
Sept. 25	TEXAS TECH	L	30-31	37,422
Oct. 2	at Nebraska (Nt.)	L	8-14	77,637
Oct. 9	KANSAS STATE (HC) (Nt.)	W	31-28	50,152
Oct. 23	at Oklahoma (2)	L	10-41	84,520
Oct. 30	at Iowa State	L	7-13	36,384
Nov. 6	COLORADO	L	21-30	38,214
Nov. 13	TEXAS (6)	L	23-27	38,714
Nov. 20	at Missouri	W	31-14	53,480

2005 (7-5, 3-5) BIG 12 NORTH: 5TH

Captains: Banks Floodman, Charles Gordon, Kevin Kane, David Ochoa, Nick Reid

Sept. 3	FLORIDA ATLANTIC (Nt.)	W	30-19	40,930
Sept. 10	APPALACHIAN STATE (Nt.)	W	36-8	37,070
Sept. 17	LOUISIANA TECH (Nt.)	W	34-14	41,237
Oct. 1	at Texas Tech (13) (Nt.)	L	17-30	52,601
Oct. 8	at Kansas State	L	3-12	49,798
Oct. 15	vs. Oklahoma (Nt.) (at K.C.)	L	13-19	54,109
Oct. 22	at Colorado (Nt.)	L	13-44	48,025
Oct. 29	MISSOURI	W	13-3	48,238
Nov. 5	NEBRASKA	W	40-15	51,750
Nov. 12	at Texas (2)	L	14-66	83,696
Nov. 26	IOWA STATE (25) (OT)	W	24-21	42,826
Dec. 23	vs. Houston (Nt.)	W	42-13	33,505

(Fort Worth Bowl at Fort Worth, Texas)

2006 (6-6, 3-5) BIG 12 NORTH: 4TH

Captains: Derek Fine, James McClinton, David Ochoa, Mike Rivera

Sept. 2	NORTHWESTERN ST. (Nt.)	W	49-18	44,025
Sept. 9	LOUISIANA MONROE (Nt.)	W	21-19	45,221
Sept. 15	at Toledo (20T) (Nt.)	L	31-37	22,118
Sept. 23	SOUTH FLORIDA (Nt.)	W	13-7	40,933
Sept. 30	at Nebraska (21) (OT) (Nt.)	L	32-39	85,069
Oct. 7	TEXAS A&M	L	18-21	46,445
Oct. 14	OKLAHOMA STATE	L	33-42	41,203
Oct. 21	at Baylor	L	35-36	36,125
Oct. 28	COLORADO	W	20-15	39,313
Nov. 4	at Iowa State	W	41-10	40,272
Nov. 18	KANSAS STATE	W	39-20	51,821
Nov. 25	at Missouri	L	17-42	55,614

2007 (12-1, 7-1) BIG 12 NORTH: T-1ST

Captains: Derek Fine, James McClinton, Aqib Talib, Brandon McAnderson

Final Ranking: 7th (AP), 7th (Coaches), 8th (BCS), 8th (Harris)

Sept. 1	CENTRAL MICHIGAN (Nt.)	W	52-7	46,815
Sept. 8	SOUTHEASTERN LA. (Nt.)	W	62-0	43,914
Sept. 15	TOLEDO (Nt.)	W	45-13	48,112
Sept. 22	FIU (Nt.)	W	55-3	42,134
Oct. 6	at Kansas State (24)	W	30-24	50,924
Oct. 13	(20) BAYLOR	W	58-10	43,556
Oct. 20	(15) at Colorado	W	19-14	51,940
Oct. 27	(12) at Texas A&M (Nt.)	W	19-11	85,341
Nov. 3	(8) NEBRASKA	W	76-39	51,910
Nov. 10	(5) at Oklahoma St. (Nt.)	W	43-28	39,848
Nov. 17	(4) IOWA STATE	W	45-7	51,050
Nov. 24	(2) vs. Missouri (4) (Nt.) (at K.C.)	L	28-36	80,537
Jan. 3	(8) vs. Virginia Tech (5) (Nt.)	W	24-21	74,111

(Fed Ex Orange Bowl at Miami, Fla.)

2008 (8-5, 4-4) BIG 12 NORTH: 3RD

Captains: Ryan Cantrell, Joe Mortensen, Todd Reesing, Mike Rivera

Aug. 30	(14) FIU (Nt.)	W	40-10	52,112
Sept. 6	(14) LOUISIANA TECH (Nt.)	W	29-0	48,621
Sept. 12	(13) at S. Florida (19) (Nt.)	L	34-37	58,755
Sept. 20	(19) SAM HOUSTON (Nt.)	W	38-14	51,767
Oct. 4	(16) at Iowa State	W	35-33	47,847
Oct. 11	(16) COLORADO	W	30-14	49,566
Oct. 18	(16) at Oklahoma (4)	L	31-45	85,241
Oct. 25	(19) TEXAS TECH (8)	L	21-63	50,125
Nov. 1	KANSAS STATE	W	52-21	52,230
Nov. 8	at Nebraska	L	35-45	85,486
Nov. 15	TEXAS (4)	L	7-35	51,930
Nov. 28	vs. Missouri (12) (at K.C.)	W	40-37	79,123
Dec. 31	vs. Minnesota	W	42-21	49,103

(Insight Bowl at Tempe, Ariz.)

2009 (5-7, 1-7) BIG 12 NORTH: 6TH

Captains: Kerry Meier, Todd Reesing, Jake Sharp, Darrell Stuckey

Sept. 5	(25) N. COLORADO (Nt.)	W	49-3	52,530
Sept. 12	(24) at UTEP (Nt.)	W	34-7	31,885
Sept. 19	(22) DUKE	W	44-16	50,101
Sept. 26	(20) SOUTHERN MISS.	W	35-28	50,025
Oct. 10	(16) IOWA STATE	W	41-36	48,203
Oct. 17	(17) at Colorado (Nt.)	L	30-34	51,146
Oct. 24	(24) OKLAHOMA (25)	L	13-35	51,104
Oct. 31	at Texas Tech	L	21-42	47,291
Nov. 7	at Kansas State	L	10-17	48,306
Nov. 14	NEBRASKA	L	17-31	51,525
Nov. 21	at Texas (3) (Nt.)	L	20-51	101,357
Nov. 28	vs. Missouri (at K.C.)	L	39-41	70,072

TURNER GILL

2 SEASONS, 2010-11
5-19, .208

2010 (3-9, 1-7) BIG 12 NORTH: 6TH

Captains: Sal Capra, Chris Harris, Jake Laptad, Angus Quigley, Justin Springer

Sept. 4	NORTH DAKOTA ST. (Nt.)	L	3-6	48,417
Sept. 11	GEORGIA TECH (15)	W	28-25	46,907
Sept. 17	at South. Miss. (Fri.) (Nt.)	L	16-31	30,211
Sept. 25	NEW MEXICO ST. (Nt.)	W	42-16	46,719
Oct. 2	at Baylor	L	7-55	35,405
Oct. 14	KANSAS ST. (Thur.) (Nt.)	L	7-59	47,561
Oct. 23	TEXAS A&M (HC) (Nt.)	L	10-45	44,239
Oct. 30	at Iowa State	L	16-28	46,485
Nov. 6	COLORADO	W	52-45	40,851
Nov. 13	at Nebraska (9) (Nt.)	L	3-20	85,587
Nov. 20	OKLAHOMA STATE (12)	L	14-48	39,261
Nov. 27	vs. Missouri (15) (at K.C.)	L	7-35	55,788

2011 (2-10, 0-9) BIG 12: 10TH

Captains: Tim Biere, Jeremiah Hatch, Steven Johnson, Toben Oporum

Sept. 3	MCNEESE ST. (Nt.)	W	42-24	41,068
Sept. 10	NORTHERN ILLINOIS (Nt.)	W	45-42	48,084
Sept. 17	at Georgia Tech	L	24-66	42,025
Oct. 1	TEXAS TECH (HC)	L	34-45	39,621
Oct. 8	at Oklahoma State (6)	L	28-70	58,030
Oct. 15	OKLAHOMA (1) (Nt.)	L	17-47	42,580
Oct. 22	KANSAS STATE (12)	L	21-59	47,157
Oct. 29	at Texas (24) (Nt.)	L	0-43	99,211
Nov. 5	at Iowa State	L	10-13	51,575
Nov. 12	BAYLOR (OT)	L	30-31	35,188
Nov. 19	at Texas A&M	L	7-61	86,411
Nov. 26	vs. Missouri (at K.C.)	L	10-24	47,059

CHARLIE WEIS

3 SEASONS, 2012-14
6-22, .214

2012 (1-11, 0-9) BIG 12: 10TH

Captains: Dayne Crist, Tanner Hawkinson, Toben Oporum

Sept. 1	SOUTH DAKOTA ST. (Nt.)	W	31-17	46,601
Sept. 8	RICE	L	24-25	44,683
Sept. 15	TCU (16)	L	6-20	43,867
Sept. 22	at Northern Illinois	L	23-30	18,374
Oct. 6	at Kansas State (7)	L	16-56	50,344
Oct. 13	OKLAHOMA ST.	L	14-20	31,115
Oct. 20	at Oklahoma (10) (Nt.)	L	7-52	84,532
Oct. 27	TEXAS	L	17-21	40,097
Nov. 3	at Baylor	L	14-41	39,039
Nov. 10	at Texas Tech (20T) (25)	L	34-41	55,052
Nov. 17	IOWA STATE (Nt.)	L	23-51	41,608
Dec. 1	at West Virginia	L	10-59	51,112

2013 (3-9, 1-8) BIG 12: 10TH

Captains: Jake Heaps, Ben Heeney, James Sims, Keon Stowers

Sept. 7	SOUTH DAKOTA (Nt.)	W	31-14	41,920
Sept. 14	at Rice (Nt.)	W	14-23	22,974
Sept. 21	LOUISIANA TECH	W	13-10	39,823
Oct. 5	TEXAS TECH (20)	L	16-54	35,648
Oct. 12	at TCU	L	17-27	41,894
Oct. 19	OKLAHOMA (18)	L	19-34	41,113
Oct. 26	BAYLOR (6) (Nt.)	L	14-59	32,264
Nov. 2	at Texas	L	13-35	97,105
Nov. 9	at Oklahoma State (15)	L	6-42	58,476
Nov. 16	WEST VIRGINIA	W	31-19	30,809
Nov. 23	at Iowa State (Nt.)	L	0-34	54,081
Nov. 30	KANSAS STATE	L	10-31	43,610

YEAR-BY-YEAR

2014 (3-9, 1-8) BIG 12: 9TH

Captains: Nick Harwell, Ben Heeney, Cassius Sendish

Sept. 6	SOUTHEAST MISSOURI ST. (NL.)	W	34-28	36,574
Sept. 13	at Duke	L	3-41	25,203
Sept. 20	CENTRAL MICHIGAN	W	24-10	34,822
Sept. 27	TEXAS	L	0-23	36,904
*Oct. 4	at West Virginia	L	14-33	52,164
*Oct. 11	OKLAHOMA STATE (16)	L	20-27	31,985
*Oct. 18	at Texas Tech	L	21-34	54,071
*Nov. 1	at Baylor (12)	L	14-60	45,754
*Nov. 8	IOWA STATE	W	34-14	33,288
*Nov. 15	TCU (5)	L	30-34	30,889
*Nov. 22	at Oklahoma (23)	L	7-44	84,908
*Nov. 29	at Kansas State (11)	L	13-51	53,439

*Clint Bowen took over as head coach for final eight games

DAVID BEATY

4 SEASONS, 2015-18

6-42, .143



2018 (3-9, 1-8) BIG 12: 10TH

Captains: Jeremiah Booker, Joe Dineen Jr., Daniel Wise

Sept. 1	NICHOLLS (OT)	L	23-26	24,305
Sept. 8	at Central Michigan	W	31-7	18,127
Sept. 16	RUTGERS	W	55-14	28,044
Sept. 22	at Baylor	L	7-26	36,725
Sept. 29	OKLAHOMA STATE (21)	L	28-48	18,364
Oct. 6	at West Virginia (8)	L	22-38	57,419
Oct. 20	at Texas Tech	L	16-48	54,402
Oct. 27	TCU	W	27-26	15,069
Nov. 3	IOWA STATE	L	3-27	15,543
Nov. 10	at Kansas State	L	17-21	50,062
Nov. 17	at Oklahoma (6)	L	40-55	86,371
Nov. 23	TEXAS	L	17-24	15,219

LES MILES

2 SEASONS, 2019-2021

3-18, .142



2015 (0-12, 0-9) BIG 12: 10TH

Captains: Montell Cozart, Ben Goodman Jr., Fish Smithson

Sept. 5	SOUTH DAKOTA ST.	L	38-41	30,144
Sept. 12	MEMPHIS	L	23-55	37,798
Sept. 26	at Rutgers	L	14-27	46,136
Oct. 3	at Iowa State	L	13-38	55,837
Oct. 10	BAYLOR (3)	L	7-66	25,910
Oct. 17	TEXAS TECH	L	20-30	25,186
Oct. 24	at Oklahoma State (14)	L	10-58	59,846
Oct. 31	OKLAHOMA (14) (HC)	L	7-62	26,667
Nov. 7	at Texas (NL)	L	20-59	92,529
Nov. 14	at TCU (15)	L	17-23	44,375
Nov. 21	WEST VIRGINIA	L	0-49	21,415
Nov. 28	KANSAS STATE	L	14-45	23,842

2019 (3-9, 1-8) BIG 12: 10TH

Captains: Hakeem Adeniji, Kyle Thompson, Bryce Torneden

Aug. 31	INDIANA STATE	W	24-17	32,611
Sept. 7	COASTAL CAROLINA	L	7-12	33,493
Sept. 13	at Boston College	W	48-24	32,848
Sept. 21	West Virginia	L	24-29	35,816
Sept. 28	at TCU	L	14-51	41,960
Oct. 5	OKLAHOMA (6)	L	20-45	34,402
Oct. 19	at Texas (15)	L	48-50	97,137
Oct. 26	TEXAS TECH	W	37-34	31,063
Nov. 2	KANSAS STATE (22)	L	13-31	47,233
Nov. 16	at Oklahoma State (25)	L	17-21	55,388
Nov. 23	at Iowa State	L	31-41	58,120
Nov. 30	BAYLOR (9)	L	6-61	22,531

2016 (2-10, 1-8) BIG 12: 10TH

Captains: Montell Cozart, Joe Dineen Jr., Fish Smithson

Sept. 3	RHODE ISLAND	W	55-6	26,864
Sept. 10	OHIO	L	21-37	28,467
Sept. 17	at Memphis	L	7-43	34,448
Sept. 29	at Texas Tech	L	19-55	56,494
Oct. 8	TCU	L	23-24	23,946
Oct. 15	at Baylor (11)	L	7-49	47,598
Oct. 22	OKLAHOMA STATE	L	20-44	26,262
Oct. 29	at Oklahoma (16)	L	3-56	86,301
Nov. 5	at West Virginia (14)	L	21-48	56,343
Nov. 12	IOWA STATE	L	24-31	23,757
Nov. 19	TEXAS (OT)	W	24-21	25,673
Nov. 26	at Kansas State	L	19-34	52,637

2017 (1-11, 0-9) BIG 12: 10TH

Captains: Doriane Armstrong Jr., Jeremiah Booker, Joe Dineen Jr., Daniel Wise

Sept. 2	SEMO	W	38-16	32,134
Sept. 9	CENTRAL MICHIGAN	L	27-45	28,531
Sept. 16	at Ohio	L	30-42	22,056
Sept. 23	WEST VIRGINIA	L	34-56	23,901
Oct. 7	TEXAS TECH	L	19-65	21,050
Oct. 14	at Iowa State	L	0-45	55,593
Oct. 21	at TCU (4)	L	0-43	42,969
Oct. 28	KANSAS STATE	L	20-30	36,223
Nov. 4	BAYLOR	L	9-38	21,797
Nov. 11	at Texas	L	27-42	96,557
Nov. 18	OKLAHOMA (3)	L	3-41	22,854
Nov. 25	at Oklahoma State (18)	L	17-58	56,790

ALL-TIME COACHING RECORDS

COACH	YEARS	SEASONS	W-L-T	PCT
No Coach	1890	1	1-2-0	.333
1. E. M. Hopkins	1891	1	7-0-1	.938
2. A. W. Shepard	1892-93	2	9-6-0	.600
3. Hector Cowan	1894-96	3	15-7-1	.674
4. Wylie G. Woodruff	1897-98	2	15-3-0	.833
5. Fielding H. Yost	1899	1	10-0-0	1.000
6. Charles Boynton	1900	1	2-5-2	.333
7. John Outland	1901	1	3-5-2	.400
8. Arthur Curtis	1902	1	6-4-0	.600
9. Harrison Weeks	1903	1	6-3-0	.667
10. A. R. Kennedy	1904-10	7	52-9-4	.831
11. Ralph W. Sherwin	1911	1	4-2-2	.625
12. Arthur Mosse	1912-13	2	9-7-0	.563
13. H. M. Wheaton	1914	1	5-2-1	.688
14. Herman Olcott	1915-17	3	16-7-1	.688
15. Jay Bond	1918	1	2-2-0	.500
16. Leon McCarty	1919	1	3-2-3	.563
17. Forrest C. Allen	1920	1	5-2-1	.688
18. Patsy Clark	1921-25	5	16-17-6	.487
19. Franklin Cappon	1926-27	2	5-10-1	.344
20. Bill Hargiss	1928-32	5	18-16-2	.500
21. Ad Lindsey	1932-38	6	23-30-8	.443
22. Gwinn Henry	1939-42	4	9-27-0	.250
23. Henry Shenk	1943-45	3	11-16-3	.417
24. George Sauer	1946-47	2	15-3-3	.786
25. J. V. Sikes	1948-53	6	35-25-0	.583
26. Chuck Mather	1954-57	4	11-26-3	.313
27. Jack Mitchell	1958-66	9	44-42-5	.511
28. Pepper Rodgers	1967-70	4	20-22-0	.476
29. Don Fambrough	1971-74	4	19-25-1	.433
	1979-82	4	17-24-4	.422
	TOTALS	8	56-49-5	.428
30. Bud Moore	1975-78	4	17-27-1	.389
31. Mike Gottfried	1983-85	3	15-18-1	.456
32. Bob Valesente	1986-87	2	4-17-1	.205
33. Glen Mason	1988-96	9	47-54-1	.466
34. Terry Allen	1997-2001	5	20-33-0	.379
Tom Hayes*	2001	--	1-2-0	.333
35. Mark Mangino	2002-09	8	50-48-0	.505
36. Turner Gill	2010-11	2	5-19-0	.208
37. Charlie Weis	2012-14	2	6-22-0	.214
Clint Bowen*	2014	--	1-7-0	.125
38. David Beaty	2015-18	4	6-42-0	.125
39. Les Miles	2019-2021	2	3-18	.142
TOTALS		131	583-658-58	.449

\$ Ad Lindsey coached final six games of 1932 season

* Tom Hayes served as interim head coach for the final three games in 2001

* Clint Bowen served as interim head coach for the final eight games in 2014

2020 (0-9, 0-8) BIG 12: 10TH

Sept. 12	COASTAL CAROLINA	L	23-38	0*
Sept. 26	at Baylor	L	14-47	11,667
Oct. 3	OKLAHOMA STATE (17)	L	7-47	9,480
Oct. 17	at West Virginia	L	17-38	10,759
Oct. 24	at Kansas State (20)	L	14-55	10,801
Oct. 31	IOWA STATE (23)	L	22-52	9,652
Nov. 7	at Oklahoma (19)	L	9-61	22,700
Nov. 28	TCU	L	23-59	0*
Dec. 5	at Texas Tech	L	13-16	9,877

*No fans allowed due to COVID-19. Attendance was restricted

throughout season due to pandemic.

1899 KU TEAM



1902 KU TEAM



1908 KU TEAM



1921 KU TEAM



1921 KU TEAM



SEASON RESULTS

PRIOR TO CONFERENCE ACTION (1890-1906)

YEAR	OVERALL	HOME	AWAY	NEUTRAL	CONF.	FINISH	COACH	POSTSEASON
1890	1-2-0	1-0-0	0-2-0	0-0-0	--	--	No Coach	
1891	7-0-1	2-0-0	3-0-0	2-0-1	--	--	E. M. Hopkins	
1892	7-1-0	3-0-0	2-1-0	2-0-0	--	--	A. W. Shepard	
1893	2-5-0	0-1-0	1-2-0	1-2-0	--	--	A. W. Shepard	
1894	2-3-1	1-0-1	0-2-0	1-1-0	--	--	Hector Cowan	
1895	6-1-0	2-0-0	2-0-0	2-1-0	--	--	Hector Cowan	
1896	7-3-0	5-0-0	1-1-0	1-2-0	--	--	Hector Cowan	
1897	8-2-0	4-0-0	2-1-0	2-1-0	--	--	Wyllie G. Woodruff	
1898	7-1-0	3-1-0	2-0-0	2-0-0	--	--	Wyllie G. Woodruff	
1899	10-0-0	6-0-0	3-0-0	1-0-0	--	--	Fielding H. Yost	
1900	2-5-2	0-3-1	2-1-0	0-1-1	--	--	Charles Boynton	
1901	3-5-2	2-3-0	1-1-2	0-1-0	--	--	John Outland	
1902	6-4-0	4-1-0	1-3-0	1-0-0	--	--	Arthur Curtis	
1903	6-3-0	4-2-0	1-1-0	1-0-0	--	--	Harrison Weeks	
1904	8-1-1	3-1-1	3-0-0	2-0-0	--	--	A.R. Kennedy	
1905	10-1-0	5-0-0	4-0-0	1-1-0	--	--	A.R. Kennedy	
1906	6-2-2	5-0-0	1-2-1	0-0-1	--	--	A.R. Kennedy	

MISSOURI VALLEY INTERCOLLEGIATE ATHLETIC ASSOCIATION (1907-28)

YEAR	OVERALL	HOME	AWAY	NEUTRAL	CONF.	FINISH	COACH	POSTSEASON
1907	5-3-0	3-1-0	1-2-0	1-0-0	1-1-0	3rd	A.R. Kennedy	
1908	9-0-0	6-0-0	2-0-0	1-0-0	4-0-0	1st	A.R. Kennedy	
1909	8-1-0	5-0-0	3-0-0	0-1-0	3-1-0	2nd	A.R. Kennedy	
1910	6-1-1	4-1-0	2-0-0	0-0-1	1-1-1	5th	A.R. Kennedy	
1911	4-2-2	2-2-2	2-0-0	--	1-1-1	3rd	Ralph W. Sherwin	
1912	4-4-0	4-1-0	0-3-0	--	1-2-0	5th	Arthur Mosse	
1913	5-3-0	4-1-0	1-2-0	--	3-2-0	3rd	Arthur Mosse	
1914	5-2-1	3-1-1	2-1-0	--	2-2-0	4th	H. M. Wheaton	
1915	6-2-0	4-1-0	2-1-0	--	3-1-0	2nd	Herman Olcott	
1916	4-3-1	2-1-1	2-2-0	--	1-2-1	5th	Herman Olcott	
1917	6-2-0	4-1-0	2-1-0	--	3-1-0	t2nd	Herman Olcott	
1918	2-2-0	2-1-0	0-1-0	--	0-0-0	--	Jay Bond	
1919	3-2-3	3-1-1	0-1-2	--	1-1-1	4th	Leon McCarty	
1920	5-2-1	4-0-1	1-2-0	--	3-2-0	t3rd	Forrest C. Allen	
1921	4-3-0	2-1-0	2-2-0	--	3-3-0	5th	Potsy Clark	
1922	3-4-1	3-1-0	0-3-1	--	1-3-1	t7th	Potsy Clark	
1923	5-0-3	4-0-2	1-0-1	--	3-0-3	t1st	Potsy Clark	
1924	2-5-1	1-3-0	1-2-1	--	2-4-1	t7th	Potsy Clark	
1925	2-5-1	2-2-0	0-3-1	--	2-5-1	t8th	Potsy Clark	
1926	2-6-0	2-2-0	0-4-0	--	1-5-0	9th	Franklin Cappon	
1927	3-4-1	2-2-1	1-2-0	--	3-3-1	5th	Franklin Cappon	
1928	2-4-2	1-2-1	1-2-1	--	1-3-1	5th	Bill Hargiss	

BIG SIX CONFERENCE (1929-47)

YEAR	OVERALL	HOME	AWAY	NEUTRAL	CONF.	FINISH	COACH	POSTSEASON
1929	4-4-0	2-2-0	2-2-0	--	2-3-0	5th	Bill Hargiss	
1930	6-2-0	2-1-0	4-1-0	--	4-1-0	1st	Bill Hargiss	
1931	5-5-0	3-3-0	2-2-0	--	1-3-0	4th	Bill Hargiss	
1932	5-3-0	0-3-0	5-0-0	--	3-2-0	2nd	Bill Hargiss (games 1-2), Ad Lindsey	
1933	5-4-1	3-1-0	2-3-1	--	2-3-0	4th	Ad Lindsey	
1934	3-4-3	1-2-2	2-2-1	--	1-2-2	4th	Ad Lindsey	
1935	4-4-1	2-1-1	2-3-0	--	2-2-1	3rd	Ad Lindsey	
1936	1-6-1	1-3-1	0-3-0	--	0-5-0	6th	Ad Lindsey	
1937	3-4-2	1-1-1	2-3-1	--	2-1-2	3rd	Ad Lindsey	
1938	3-6-0	2-2-0	1-4-0	--	1-4-0	6th	Ad Lindsey	
1939	2-6-0	1-3-0	1-3-0	--	1-4-0	t4th	Gwinn Henry	
1940	2-7-0	2-2-0	0-5-0	--	0-5-0	6th	Gwinn Henry	
1941	3-6-0	3-1-0	0-5-0	--	2-3-0	4th	Gwinn Henry	
1942	2-8-0	1-4-0	1-4-0	--	1-4-0	t5th	Gwinn Henry	
1943	4-5-1	4-1-0	0-4-1	--	2-3-0	t4th	Henry Shenk	
1944	3-6-1	3-2-0	0-3-1	0-1-0	1-4-0	5th	Henry Shenk	
1945	4-5-1	2-1-1	2-3-0	0-1-0	1-3-1	5th	Henry Shenk	
1946	7-2-1	3-1-0	4-1-0	0-0-1	4-1-0	t1st	George Sauer	
1947	8-1-2	4-0-0	4-0-1	0-1-1	4-0-1	t1st	George Sauer	Orange Bowl

BIG SEVEN CONFERENCE (1948-56)

YEAR	OVERALL	HOME	AWAY	NEUTRAL	CONF.	FINISH	COACH	POSTSEASON
1948	7-3-0	3-2-0	4-1-0	--	4-2-0	3rd	J.V. Sikes	
1949	5-5-0	2-3-0	3-2-0	--	2-4-0	5th	J.V. Sikes	
1950	6-4-0	2-3-0	4-1-0	--	3-3-0	4th	J.V. Sikes	
1951	8-2-0	5-0-0	3-2-0	--	4-2-0	3rd	J.V. Sikes	
1952	7-3-0	4-2-0	3-1-0	--	3-3-0	5th	J.V. Sikes	
1953	2-8-0	1-4-0	1-4-0	--	2-4-0	t4th	J.V. Sikes	
1954	0-10-0	0-6-0	0-4-0	--	0-6-0	7th	Chuck Mather	
1955	3-6-1	3-2-1	0-4-0	--	1-4-1	t5th	Chuck Mather	
1956	3-6-1	0-4-1	3-2-0	--	2-4-0	t5th	Chuck Mather	

BIG EIGHT CONFERENCE (1957-95)

YEAR	OVERALL	HOME	AWAY	NEUTRAL	CONF.	FINISH	COACH	POSTSEASON
1957	5-4-1	3-2-0	2-2-1	--	4-2-0	2nd	Chuck Mather	
1958	4-5-1	2-3-0	2-1-1	0-1-0	3-2-1	4th	Jack Mitchell	
1959	5-5-0	4-1-0	1-4-0	--	3-3-0	3rd	Jack Mitchell	
1960	7-2-1	3-1-1	4-1-0	--	4-2-1	3rd	Jack Mitchell	
1961	7-3-1	3-1-1	3-2-0	1-0-0	5-2-0	t2nd	Jack Mitchell	Bluebonnet Bowl
1962	6-3-1	2-3-0	4-0-1	--	4-2-1	4th	Jack Mitchell	
1963	5-5-0	3-2-0	2-3-0	--	3-4-0	t4th	Jack Mitchell	
1964	6-4-0	3-2-0	3-2-0	--	5-2-0	3rd	Jack Mitchell	
1965	2-8-0	2-3-0	0-5-0	--	2-5-0	t5th	Jack Mitchell	
1966	2-7-1	0-4-0	2-3-1	--	0-6-1	t7th	Jack Mitchell	
1967	5-5-0	4-1-0	1-4-0	--	5-2-0	t2nd	Pepper Rodgers	
1968	9-2-0	5-1-0	4-0-0	0-1-0	6-1-0	t1st	Pepper Rodgers	Orange Bowl
1969	1-9-0	1-4-0	0-5-0	--	0-7-0	8th	Pepper Rodgers	
1970	5-6-0	3-3-0	2-3-0	--	2-5-0	t6th	Pepper Rodgers	
1971	4-7-0	4-2-0	0-5-0	--	2-5-0	t5th	Don Fambrough	
1972	4-7-0	1-5-0	3-2-0	--	3-4-0	t4th	Don Fambrough	
1973	7-4-1	5-0-1	2-3-0	0-1-0	4-2-1	t2nd	Don Fambrough	Liberty Bowl
1974	4-7-0	2-3-0	2-4-0	--	1-6-0	t7th	Don Fambrough	
1975	7-5-0	3-3-0	4-1-0	0-1-0	4-3-0	4th	Bud Moore	Sun Bowl
1976	6-5-0	3-3-0	3-2-0	--	2-5-0	7th	Bud Moore	
1977	3-7-1	3-1-1	0-6-0	--	2-4-1	6th	Bud Moore	
1978	1-10-0	1-5-0	0-5-0	--	0-7-0	8th	Bud Moore	
1979	3-8-0	2-4-0	1-4-0	--	2-5-0	t5th	Don Fambrough	
1980	4-5-2	1-4-0	3-1-2	--	3-3-1	4th	Don Fambrough	
1981	8-4-0	6-1-0	2-2-0	0-1-0	4-3-0	t3rd	Don Fambrough	Hall of Fame Bowl
1982	2-7-2	2-4-0	0-3-2-0	--	1-5-1	t6th	Don Fambrough	
1983	4-6-1	3-3-0	1-3-1-0	--	2-5-0	t6th	Mike Gottfried	
1984	5-6-0	3-2-0	2-4-0	--	4-3-0	4th	Mike Gottfried	
1985	6-6-0	5-2-0	1-4-0	--	2-5-0	6th	Mike Gottfried	
1986	3-8-0	3-4-0	0-4-0	--	0-7-0	8th	Bob Valesente	
1987	1-9-1	1-5-0	0-4-1	--	0-6-1	t7th	Bob Valesente	
1988	1-10-0	1-5-0	0-5-0	--	1-6-0	7th	Glen Mason	
1989	4-7-0	2-4-0	2-3-0	--	2-5-0	6th	Glen Mason	
1990	3-7-1	2-4-0	1-3-1	--	2-4-1	t4th	Glen Mason	
1991	6-5-0	4-2-0	2-3-0	--	3-4-0	5th	Glen Mason	
1992	8-4-0	4-2-0	3-2-0	1-0-0	4-3-0	3rd	Glen Mason	Aloha Bowl
1993	5-7-0	4-2-0	1-4-0	0-1-0	3-4-0	5th	Glen Mason	
1994	6-5-0	3-3-0	3-2-0	--	3-4-0	5th	Glen Mason	
1995	10-2-0	5-1-0	3-1-0	2-0-0	5-2-0	t2nd	Glen Mason	Aloha Bowl

BIG 12 CONFERENCE (1996-PRESENT)

YEAR	OVERALL	HOME	AWAY	NEUTRAL	CONF.	FINISH	COACH	POSTSEASON
1996	4-7-0	1-4-0	3-3-0	--	2-6-0	5th North	Glen Mason	
1997	5-6-0	5-1-0	0-5-0	--	3-5-0	5th North	Terry Allen	
1998	4-7-0	3-3-0	1-4-0	--	1-7-0	5th North	Terry Allen	
1999	5-7-0	5-2-0	0-5-0	--	3-5-0	4th North	Terry Allen	
2000	4-7-0	3-3-0	1-4-0	--	2-6-0	5th North	Terry Allen	
2001	3-8-0	2-5-0	1-3-0	--	1-7-0	6th North	Terry Allen (Tom Hayes final 3 games)	
2002	2-10-0	1-5-0	1-5-0	--	0-8-0	6th North	Mark Mangino	
2003	6-7-0	5-2-0	1-4-0	0-1-0	3-5-0	4th North	Mark Mangino	Tangerine Bowl
2004	4-7-0	3-3-0	1-4-0	--	2-6-0	5th North	Mark Mangino	
2005	7-5-0	6-0-0	0-4-0	1-1-0	3-5-0	5th North	Mark Mangino	Fort Worth Bowl
2006	6-6-0	5-2-0	1-4-0	--	3-5-0	4th North	Mark Mangino	
2007	12-1-0	7-0-0	4-0-0	1-1-0	7-1-0	1st North	Mark Mangino	Orange Bowl
2008	8-5-0	5-2-0	1-3-0	2-0-0	4-4-0	3rd North	Mark Mangino	Insight Bowl
2009	5-7-0	4-2-0	1-4-0	0-1-0	1-7-0	6th North	Mark Mangino	
2010	3-9-0	3-4-0	0-4-0	0-1-0	1-7-0	6th North	Turner Gill	
2011	2-10-0	2-4-0	0-5-0	0-1-0	0-9-0	10th	Turner Gill	
2012	1-11-0	1-5-0	0-6-0	--	0-9-0	10th	Charlie Weis	
2013	3-9-0	3-4-0	0-5-0	--	1-8-0	10th	Charlie Weis	
2014	3-9-0	3-3-0	0-6-0	--	1-8-0	9th	Charlie Weis (Clint Bowen final 8 games)	
2015	0-12-0	0-7-0	0-5-0	--	0-9-0	10th	David Beaty	
2016	2-10-0	2-4-0	0-6-0	--	1-8-0	10th	David Beaty	
2017	1-11-0	1-6-0	0-5-0	--	0-9-0	10th	David Beaty	
2018	3-9-0	2-4-0	1-5-0	--	1-8-0	10th	David Beaty	
2019	3-9-0	2-5-0	1-4-0	--	1-8-0	10th	Les Miles	
2020	0-9-0	0-4-0	0-5-0	--	0-8	10th	Les Miles	

TOTALS	OVERALL	HOME	AWAY	NEUTRAL	CONFERENCE
	588-658-58	362-286-25	197-346-27	29-26-6	244-451-30



MARK MANGINO

KU RECORD BY DECADE

YEARS	OVERALL	HOME	AWAY	NEUTRAL	CONFERENCE
1890-1899	57-18-2	27-2-1	16-9-0	14-7-1	0-0-0
1900-1909	63-25-7	37-11-2	19-10-3	7-4-2	8-2-0
1910-1919	45-23-8	32-11-5	13-12-2	0-0-1	16-13-4
1920-1929	32-37-10	23-15-5	9-22-5	0-0-0	21-31-8
1930-1939	37-44-8	16-20-5	21-24-3	0-0-0	17-27-5
1940-1949	45-48-6	27-17-1	18-28-3	0-3-2	21-29-2
1950-1959	43-53-4	24-27-2	19-25-2	0-1-0	25-33-2
1960-1969	50-48-4	26-22-2	23-25-2	1-1-0	34-33-3
1970-1979	44-66-2	27-29-2	17-35-0	0-2-0	22-46-2
1980-1989	38-68-6	27-34-0	11-33-6	0-1-0	19-48-3
1990-1999	56-57-1	36-24-0	17-32-1	3-1-0	29-44-1
2000-2009	57-63-0	41-24-0	12-35-0	4-4-0	26-54-0
2010-2019	21-99-0	19-46-0	2-51-0	0-2-0	6-83-0
2020-2029	0-9-0	0-4-0	0-5-0	0-0-0	0-8-0

TOTALS	OVERALL	HOME	AWAY	NEUTRAL	CONFERENCE
	588-658-58	362-286-25	197-346-27	29-26-6	244-451-30

ALL-TIME ASSISTANT COACHES

A

Mike Ackerley	1980-82
Vic Adamle	1988-96
Rocky Alt	1986-87
Dee Andros	1953

B

Bill Baldridge	1983
Bobby Baldwin	1974
Johnny Barr	2000-01
Tom Batta	1979-82
David Beatty	2008-09, 2011
Tim Beck	2005-07
George Bernhardt	1958-66, 1971-74
Greg Blache	1987
Don Blackwelder	1974-78
Brandon Blaney	2002-09
Jeff Blasko	2012-14
Ken Blue	1971-74
Jay Bond	1911-15, 1917
Jay Bonds	1983-84
Brian Borland	2021-Present
Clint Bowen	2001-09, 2012-19
Todd Bradford	2016-17
Vic Bradford	1946-48
Mitch Browning	1988-96
Sandy Buda	1967-74
Frank Bukaty	1940
John W. Bunn	1923-29
Tim Burke	2000-01

C

Dave Campo	2012-14
Ernest Casini	1935
Rick Christie	1983
George Clark	1916
Don Clements	1956
Joe Bob Clements	2008
Jim Cochran	1986-87
W.J. Coleman	1909
Earnest Collins	2003-06
Ken Conatser	2002
Ralph L. Conger	1937-38
Scott Conley	1987
John Cooper	1967-72
Norman Cooper	1948
Gene Corrotto	1953
Forrest B. Cox	1932-34
Dick Crayne	1938
DeMontie Cross	2012

D

Mark Dantonio	1991-94
Alan Davidson	1925
Les Davis	1927
Brent Dearmon	2019-2021
Joe DeForest	2016-17
Bruce DeHaven	1979-81
Mike Dickens	1983-85
Jim Dickey	1973-74
Tyrone Dixon	2002-04
Dave Doeren	2002-05
Terry Donahue	1968-70
Larry Donovan	1979
Kwahn Drake	2019-Present
Dave Dunkelberger	1986-87

E

Joshua Eargle	2020-2021
Mike Ekeler	2019
D.J. Eliot	2019-2021
Vic Eumont	1984-89

F

Don Fambrough	1948-53, 1958-70
Mark Farley	1997-2000
Bob Fello	1988-94
Robert Ford	1986
Dick Foster	1971-74
John Fox	1983
Leonard Frank	1912-13
Scott Fuchs	2021-Present

G

Michael Garrison	1997-98
Al Gebert	1956-57
Mike Getto	1929-39, 1947-50
Denzel Gibbens	1945
David Gibbs	1995-96
Dave Gillespie	1995-96
Ted Gilmore	1999
Bobby Goad	1958-60
Jakc Green	1967
J.B. Grimes	2010-11
Rex Grossart	1956-58
Tim Grunhard	2012-13

H

John Hadl	1978-81, 1988-89
Ed Hall	1941
"Shorty" Hamil	1905
Mike Hankwitz	1995-96
Bill Hargiss	1934-36, 1938
Tom Hayes	2000
Jeff Hecklinski	2019
R.D. Helt	1988-93
Pat Henderson	2002-04
Hank Hettwer	1974-78
Jim Hillis	1988-90
Stephen C. Hinshaw	1928-31
J.C. Hixon	1969-70
Vince Hoch	1984-85
William "Red" Hogan	1949
Archie Hogg	1895
Bob Hubbard	1955
Gary Huff	1987
"Red" Huffman	1945
Tony Hull	2016-19
Vic Hurt	1939-42
Gary Hyman	2015

I

Rob Ianello	2012-13
Bob Ingalls	1946-48

J

Chevis Jackson	2019-Present
Je'Ney Jackson	2007-09
Clarence James	2001
Don James	1956
John Jefferson	1990-93
Bill Jennings	1962-63
Jay Johnson	1999-2000
Justin Johnson	2018
Emmett Jones	2019-Present
Larry Jones	1977-78
Travis Jones	2001-02

K

Kevin Kane	2015
Andy Kotelnicki	2021-Present
Cliff Kimsey	1948-52
Walt Klinker	1997-2000
Les Koenning	2019
Klint Kubiak	2015

L

Paul Laird	1917
Harry Lansing	1939-41
Howard Leaslett	1920
Ben Lee	1963-66
Bob Lee	1971-73
John Levra	1975-78
Tommie Liggins	1983-85
Rob Likens	2015-16
Ad Lindsey	1919-21
Roland Logan	1930-31
Chuck Long	2010-11
Guy Lookabaugh	1926

M

Mike Mahoney	1986
Mike Mallory	2006
John Manning	1935
Ken Martin	1975-78

Louie Matsakis	2007-09, 2014
Billie Matthews	1970
Leon McCarty	1912-16
Dave McClain	1967-68
Charlie McCuller	1967-73
Don McLeary	1977-82
Brian McNeely	1985
Doug Meachem	2017-18
Luke Meadows	2019-Present
Todd Middleton	1997-2000
Bill Miller	2009, 2018
Reggie Mitchell	1988-96, 2010-15
Mike Monos	1983-86
Howard Moreland	1938
Dick Moseley	1997-2000
Earle Mosley	2005-06
Arthur Mosse	1906-11
Lawrence Mullins	1927, 1931
Paul Murphy	1930

N

Dean Nesmith	1943-48
--------------	---------

O

Ben Olson	1968-70
-----------	---------

P

Bill Pace	1954-61
Joe Pannunzio	1986-87
E.E. Parry	1907
Kenny Perry	2015-18
Jordan Peterson	2020-2021
Jason Phillips	2016
Tim Phillips	1990-96
Wade Phillips	1975
Don Pierce	1945
Don Pile	1978-79
Dick Piskotsky	1954-57
Sam Pittman	2001
Ted Plumb	1972-73
Ron Powlus	2012-13
Glenn Presnell	1937
Dick Purdy	1981-82
Dave Putts	1954-57

Q

Jan Quarless	1986-87
Nick Quartaro	2002-06

R

Rich Rachel	1979-82
Ellis Rainsberger	1965
Bud Ratliff	1984-85
John Reagan	2005-09, 2014
Howard Reed	1910
Carl Reese	1975-76
Dick Reich	1956
"Tad" Reid	1923
Dick Reinking	1956
Max Replogle	1939
Wayne Replogle	1940-42, 1945-63
A.J. Ricker	2018
Garrett Riley	2017-18
Mike Rogers	1956
Golden Pat Ruel	1988-96
Gary Rutledge	1975-77

S

Frank Sabatini	1955
John Sabo	1925-27
Bill Salmon	1997-2000
Bill Schaake	1966
Elmer Schaake	1943-44
Rip Scherer	2001
Karl Schlademan	1921-23
Paul Schofer	1954-57
Jacob Schoonover	2021-Present
Vince Semary	1975-76
Cassius Sendish	2018
Vic Shealy	2010-11
Mike Sheppard	1983
David Shirk	1939

Dan Shonka	1979
Ted Shultz	1924
Tom Sims	2009
Chris Simpson	2021-Present
Vantz Singletary	2011
Bobby Skahan	1971
Michael Slater	2016
Mike Solari	1983-85
Joe Spencer	1972-73
Russell Sprong	1922
Ralph Sproull	1915
Aaron Stamm	2010-11
Harold O. Steele	1926-27
Kent Stephenson	1979-82
Norm Stoppell	1956
Mano Stukev	1938
Milton Sullivant	1940
Mike Sweatman	1978-82

T

Bernie Taylor	1961-66
Floyd Temple	1966-74
Calvin Thibodeaux	2015
Dick Toney	1967-70
Carl Torbush	2010
Steve Tovar	2007-08
Larry Travis	1971
Tom Triplett	1956-62
Tucker	1902

U

Hub Ulrich	1950-53
Chidera Uzo-Diribe	2020-2021

V

Bob Valesente	1984-85
Lance Van Zandt	1975-76
Scott Vestal	2013-14

W

Lynn O. Waldorf	1928
Johnathan Wallace	2020-Present
George Warhop	1985-86
Ed Warinner	2003-04, 2007-09
Dave Warner	1988-96
Lauri Wartiaainen	1954-57
Morris Watts	1982
Doug Weaver	1967-69
Jim Webster	1975-78
Bill Weidlein	1914
Veré Wellman	1964-66
A.H. "Pop" Werner	1949-52
Louis West	1986-87
Jack White	1975-78
Ardell Wiegandt	1997-2000
Del Wight	1997-98
Clayton Williams	1978
Ivy Williams	1979-81
Jesse Williams	2017-18
Robert Wimberly	2010-11
Buddy Wyatt	2010-14
Darrell Wyatt	1997-2000, 2010

Y

Zach Yenser	2015-17
Bill Young	2002-07

Z

Jim Zebrowski	2021-Present
Ron Zook	1983

ARCHITECTS, ENGINEERS & BUSINESS FRIENDS WORKING FOR THE FUTURE OF KANSAS



*Good Luck this season from your friends at
U.S. Engineering Company!*

MECHANICAL | ELECTRICAL | PLUMBING | SERVICE

P1Group.com

*P1 is Proud to Partner with
the University of Kansas.*




P1 Group, Inc.

The Expertise of Many,
the Power of ONE



John Lautenschlager
President

1105 West 24th, Kansas City, MO 64108
Phone (816) 756-3900
Fax (816) 756-2982
Email pt1preflight@printtime.com
www.printtime.com



**Air Power
Consultants Inc.**

18903 West 157th Terrace
Olathe, KS 66062

913-894-0044
Fax 913-894-0066



**YOUR PARTNER FOR DESIGN,
FABRICATION & INSTALLATION.**

www.standardsheetmetal.com

Kansas Secured Title

Title and Closing Services Throughout Kansas

Service Beyond Expectation

www.kstdouglas.com

I

Indigo Design, Inc.
The Art and Science of Parks

Specializing in Park and Recreation Facility Design
Park System Master Plans * Community Parks
Trail Systems * Neighborhood Parks
Playgrounds and Play Gardens

indigoparks.com

TFMComm Inc
Wireless Communication Solutions

(785) 233-2343

www.tfmcomm.com

MOTOROLA SOLUTIONS
Channel Partner

910 E. 28th Street
Lawrence, KS 66046

125 SW Jackson Street
Topeka, KS 66603



FUN LIVES HERE

**Boot Hill
CASINO & RESORT**

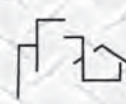


**Butler National
Corporation**

Dodge City, Kansas - BootHillCasino.com - Proud Kansas Companies

Gambling Problem? Getting Help is your Best Bet. 800.522.4700 kugamblinghelp.com

Must be 21 to enter. All rights reserved. BHCNC, LLC.



CAS INC.
CONSTRUCTION AND MAINTENANCE SERVICES

CDS

COMPLETE
DEMOLITION
SERVICES, LLC

Don Plaskett
816-524-3233

CONTRACTORS BUILDING FOR THE FUTURE OF KANSAS



fabconprecast.com

KOLDE
CONCRETE CONSTRUCTION

Placing Concrete
since 1983

(785) 437-3730
KoldeConcrete.com

Mechanical Contractors
DESIGN
Mechanical, Inc.

Mechanical Service • Mechanical Construction



...your assurance of quality and value

913-281-7200 • Kansas City, KS
Visit us on the web at www.dmi-kc.com



www.CentiMark.com

14752 West 107th Street • Lenexa, KS 66215

913-693-4130 • 800-746-8333

DL Smith
POWER + **ELECTRIC**
785-267-4920



RD JOHNSON
EXCAVATING COMPANY

1705 N 1399 RD
LAWRENCE, KS 66046

785-842-9100
FAX 785-842-9113

KISSICK
CONSTRUCTION

kissickco.com



Trusted Team, Reliable Partner.



MECHANICAL | ELECTRICAL | STRUCTURAL | CIVIL ENGINEERING | www.pec1.com



THE BEST WAY TO WIN
THE GAME IS TO...
ENGINEER IT.

Sales Office at 11271 Strang Line Road
Lenexa, KS 66215
(913) 888-1071
kansascity@engineeredair.com

Made to Order HVAC Equipment
(Designed and built locally in DeSoto, KS)

UV-C disinfection, replacement equipment, hospitals, universities,
schools, water treatment plants, warehouses, factories, natatoriums,
hazardous locations, food-grade construction, coil replacements, specialty
applications, etc...

EngA
ENGINEERED AIR

If you have
an idea, we'll
manufacture it!

CONTRACTORS BUILDING FOR THE FUTURE OF KANSAS



FormanFord
Professional Glazing and Façade Contractor

*Glass Contractor Serving the
Kansas City & Lawrence Markets*

924 Flint Street
Overland Park

913.291.0751

www.formanford.com



ALL TEMP, INC.

Industrial, Commercial & Residential Insulation

TIM CHAMBLIN

Insulation Whisperer

4915 Stilwell

Kansas City, MO 64120

816-483-0028

Fax 816-242-0439

Cell 816-896-6900

Email tchamblin@atindustriesinc.com

An AT Industries Company



**RESTORATION &
WATERPROOFING
CONTRACTORS,
INC.**

DAVID L. FALLEY

1416 S.W. Auburn Road
Topeka, KS 66615-1503

phone 785-478-9538

cell 785-640-6506

fax 785-478-9572

dfalley@rwctopeka.com

www.restoration-waterproof.com

MCM

**MIDWEST CONCRETE
MATERIALS, INC.**

3645 E 23rd St, Lawrence, KS 66046
(785) 843-1688 Toll Free (888) 244-2082 www.4mcm.com

CURRENT
ELECTRICAL

COMMERCIAL | INDUSTRIAL | RESIDENTIAL

785.267.2108

**GO
JAYHAWKS!**

Kennedy
GLASS INC.

730 NEW JERSEY • P.O. BOX 681 • LAWRENCE, KS 66044

Phone (785) 834-4416 • Fax (785) 843-6772



WE PLAY FOR YOU KANSAS



2021 FOOTBALL SCHEDULE

HOME AWAY



SEP. 3



SEP. 10



SEP. 18



SEP. 25



OCT. 2



OCT. 16



OCT. 23



OCT. 30



NOV. 6



NOV. 13



NOV. 20



NOV. 27