




NEW ORLEANS BASEBALL

2022 GAME NOTES

FOLLOW US! [f /PrivateersBSB](#) [@PrivateersBSB](#) [@privateersbsb](#)
 Contact Emmanuel Pepis Email epetis@uno.edu Phone (504) 813-1827




RECORD 3-0, 0-0 SLC

HEAD COACH
 Blake Dean
 LSU '10 7th Season

CAREER RECORD
 Overall 162-147-1
 at UNO Same
 vs. KU 0-0

ALL-TIME SERIES
 First Meetings



RECORD 2-1, 0-0 Big 12

HEAD COACH
 Ritch Price
 Willamette '78 20th Season

CAREER RECORD
 Overall 780-752-4
 at KU 561-523-3
 vs. UNO 0-0



RECORD
 3-0, 0-0 SEC

WHEN / WHERE

>> Mar. 2
 >> Alex Box Stadium
 >> Baton Rouge, La.
 >> 6:30 p.m.

TV / VIDEO

>> UNOPrivateers.com

FOR MORE INFORMATION ON THE ALL-TIME SERIES SEE PAGE THREE.

PROJECTED STARTERS

1	SS	
#18	K. FURR	
	.357 AVG	
	0 HR	
	0 RBI	
2	2B	
#9	A. LARRY	
	.333 AVG	
	1 HR	
	5 RBI	
3	RF	
#35	P. HOWARD	
	.300 AVG	
	0 HR	
	6 RBI	
4	1B	
#19	A. HERRON	
	.500 AVG	
	1 HR	
	3 RBI	
5	DH	
#13	M. USECHE	
	.364 AVG	
	0 HR	
	4 RBI	
6	LF	
#17	T. GOBER	
	.308 AVG	
	0 HR	
	4 RBI	
7	CF	
#10	I. WILLIAMS	
	.444 AVG	
	0 HR	
	3 RBI	
8	C	
#34	J. TEJEDA	
	.250 AVG	
	0 HR	
	1 RBI	
9	3B	
#12	J. DE LA CRUZ	
	.200 AVG	
	0 HR	
	0 RBI	

PROJECTED PITCHING MATCHUPS

FRIDAY	SATURDAY	SUNDAY
B. Mitchell 0-0, 2.08 3 K, 3 BB	D. Porter 1-0, 0.00 7 K, 1 BB	C. Horton 1-0, 0.00 4 K, 3 BB
C. Larsen 0-0, 0.00 0 K, 2 BB	R. Vanderhei 1-0, 1.80 9 K, 2 BB	S. Brady 0-1, 8.10 2 K, 1 BB

FIRST PITCH

>> The Privateers participated in the Andre Dawson Classic for the fifth time in seven seasons of Blake Dean's tenure. Under Dean, the Privateers are 12-3 in the Classic. The offense in those games has been especially effective, scoring 10+ runs in six of those wins.

>> For the first time in the Blake Dean era, the Privateers had back-to-back run rule victories against Grambling and Alabama State. The five runs allowed was the fewest in a weekend since the then named MLB Urban Youth Invitational in 2017.

>> New Orleans was selected to finish third in the Southland Conference which is their highest preseason projected order of finish since joining the conference in 2014. The Privateers were the 2-seed in last year's conference tournament and had the best record of remaining Southland teams.

>> Six pitchers return who threw at least 25 innings last season. Among them are Brandon Mitchell who pitched 71.1 innings last year, second most on the team.

>> It will be a new look offense in 2022 for the Privateers after five starters graduated off of last year's team. New Orleans is projected to have newcomers in at least four different positions, mostly on the infield.

>> The Privateers had six all-conference selections at the end of the 2021 season. It was the most postseason all-conference picks for a Privateers squad since the last team to make an NCAA Regional (2008).

>> After the first weekend, the Privateers were the only team in the Southland Conference without a loss to their name. The pitching staff posted a 1.88 ERA while the lineup hit .337 over the opening weekend.

2022 SCHEDULE

ALL TIMES CENTRAL AND SUBJECT TO CHANGE

OVERALL 3-0 | SOUTHLAND 0-0
 HOME 3-0 | AWAY 0-0 | NEUTRAL 0-0 | EXTRAS 0-0

FEBRUARY (3-0)

Feb. 18	UAPB ¹	W, 9-3
Feb. 19	Grambling ¹	W, 12-2 (7)
Feb. 20	Alabama State ¹	W, 10-0 (8)
Feb. 25	Kansas	6:30 p.m.
Feb. 26	Kansas	2 p.m.
Feb. 27	Kansas	1 p.m.

MARCH (0-0)

Mar. 2	@ LSU	6:30 p.m.
Mar. 4	@ ULM	6 p.m.
Mar. 5	@ ULM	2 p.m.
Mar. 6	@ ULM	1 p.m.
Mar. 9	Louisiana	6:30 p.m.
Mar. 11	Youngstown State	6:30 p.m.
Mar. 12	Youngstown State (DH)	1 p.m./4 p.m.
Mar. 13	Youngstown State	1 p.m.
Mar. 15	South Alabama	6:30 p.m.
Mar. 18	@ Oklahoma	6:30 p.m.
Mar. 19	@ Oklahoma	2:00 p.m.
Mar. 20	@ Oklahoma	1:00 p.m.
Mar. 22	Southern Miss	6:30 p.m.
Mar. 25	Northwestern State*	6:30 p.m.
Mar. 26	Northwestern State*	2 p.m.
Mar. 27	Northwestern State*	1 p.m.
Mar. 29	Tulane	6:30 p.m.

APRIL (0-0)

Apr. 1	@ HBU*	2 p.m.
Apr. 2	@ HBU*	1 p.m.
Apr. 3	@ HBU*	2 p.m.
Apr. 5	@ Southern	6 p.m.
Apr. 8	McNeese*	6:30 p.m.
Apr. 9	McNeese*	2 p.m.
Apr. 10	McNeese*	1 p.m.
Apr. 12	Tulane	6:30 p.m.
Apr. 14	@ Southeastern*	6 p.m.
Apr. 15	@ Southeastern*	2 p.m.
Apr. 16	@ Southeastern*	1 p.m.
Apr. 20	@ Southern Miss	6 p.m.
Apr. 22	Texas A&M-CC*	6:30 p.m.
Apr. 23	Texas A&M-CC*	2 p.m.
Apr. 24	Texas A&M-CC*	1 p.m.
Apr. 26	LSU	6:30 p.m.
Apr. 29	@ Nicholls*	6 p.m.
Apr. 30	@ Nicholls*	6 p.m.

MAY (0-0)

May 1	@ Nicholls*	1 p.m.
May 3	@ Tulane	6:30 p.m.
May 6	UIW*	6:30 p.m.
May 7	UIW*	2 p.m.
May 8	UIW*	1 p.m.
May 11	@ South Alabama	6:30 p.m.
May 13	@ Northwestern State*	6 p.m.
May 14	@ Northwestern State*	2 p.m.
May 15	@ Northwestern State*	1 p.m.
May 17	Southern	6:30 p.m.
May 19-28	Southland Tournament	TBA

1- Andre Dawson Classic
 * Southland Game

COVERAGE INFORMATION

RADIO Play-by-Play	NASH Icon 106.1 FM Emmanuel Pepis
STREAMING Play-by-Play	UNOPrivateers.com Emmanuel Pepis
AUDIO Play-by-Play	UNOPrivateers.com Emmanuel Pepis
LIVE STATS	UNOPrivateers.com
TWITTER	@PrivateersBSB



NEW ORLEANS BASEBALL NEWS & NOTES

SCATTERGORIES

>> Pearce Howard is on the brink of breaking into the top 10 in a multitude of categories in program history. Howard is one double, five home runs and six RBI away from moving into the top 10 in those respective categories.

LENGTHENING STRIDE

>> Brandon Mitchell began to eat up innings on a consistent basis in the final month of the 2021 season. In a stretch of seven starts from Apr. 1 to May 15, 2021, Mitchell went at least 6.0 innings in five of those starts with a career-long 8.1 innings against UIW. Mitchell threw 71.1 innings, second-most on the team last year.

WINNING THE HIT COLUMN

>> The Privateers were 22-2 last season when they out-hit their opponents last year. New Orleans was fourth in the 13-team Southland last year in total hits with 499. In conference-only games, the Privateers were first in the league in hits.

NEW TO THE STAFF

>> Dax Norris and Ryan Fineman are new to the coaching staff as pitching coach and volunteer assistant. Norris most recently spent 5 years at FIU and the Golden Panthers led Conference-USA in ERA in 2019. Fineman was a four-year starter as a catcher at Indiana and played in 206 games.

INSTANT IMPACT

>> Anthony Herron Jr. has already been tabbed by the Southland Conference and Perfect Game for their preseason all-conference teams. In addition, Herron was named to the Preseason Bobby Bragan Collegiate Slugger Award Watch List along with his teammate, Pearce Howard.

FRESHMEN NO MORE

>> Three Privateers who were true freshmen that got significant playing time last year are expected to feature again in 2022. Travis Gober hit .343 with runners in scoring position while playing mostly first base. Issac Williams had 7 of his 12 RBI with two outs. Tyler LeBlanc had nine starts in 2021 and recorded 23 strikeouts in 29.1 innings.

BY THE DOZEN

>> New Orleans will play series against two Big 12 opponents this year when they face Kansas and Oklahoma. In Coach Dean's tenure, the Privateers have played series against 3 Power 5 opponents: Texas, Michigan State and Pittsburgh. The Privateers are 6-6 in 12 games combined against those opponents. New Orleans is 14-34 all-time against current Big 12 members.

WORLD CHAMPS

>> New Orleans alum, Brian Snitker guided the Atlanta Braves to the World Series in 2021. Snitker became the first Privateer student-athlete to win a World Series as a manager. Randy Bush has also won World Series rings as a player (Minnesota Twins) and as an executive (Chicago Cubs).

TRAIL BLAZER

>> Megan Steinmetz also joined the staff as the program's new Director of Operations during the summer of 2021. Steinmetz, at the time of her hiring, was 1 of just 8 female baseball operations directors at Division I institutions.

KNOCK KNOCK KNOCKING ON THE MLB DOOR

>> Eric Orze catapulted through the minor league ranks in his first professional season in 2021. Orze started the year in the Mets organization at Single-A Brooklyn and moved all the way up to Triple-A Syracuse by the end of the minor league season. Orze is attempting to become the first Privateer to make it to the Majors since Johnny Giavotella (last appeared in MLB in 2017 with Baltimore).

ZAP

>> Jorge Tejada has been erasing base runners who have threatened to steal while he's behind the plate. Last season, Tejada erased nearly 36 percent of base runners attempting to steal (5 runners caught in 14 attempts). In the COVID-shortened 2020, Tejada threw out nearly 34 percent of runners attempting to steal.

FEELING A DRAFT

>> Eric Orze's selection marked the fourth consecutive year a Privateer was drafted. The draft picks in the Blake Dean era have all been pitchers. Orze was selected in the fifth round last summer by the Mets. Shawn Semple (2017-Yankees), Bryan Warzek (2018-Dodgers), and Reeves Martin (2019-Mariners) were also selected.

YOU'RE ON THE AIR

>> For the third consecutive season, Privateer baseball will have select games broadcast on NASH Icon 106.1 FM. All Friday games are scheduled to be on radio and select other games will be included. All home games are streamed online on the Privateer Sports Network to begin the season.

2022 BASEBALL ROSTER

#	NAME	POS	HT	WT	B/T	CL	HOMETOWN/PREVIOUS SCHOOL
1	Tyler Bischke	INF	5-10	180	R/R	So.	Pittsburgh, Pa. / Hampton
2	Caleb Seroski	RHP	6-0	160	R/R	So.	New Iberia, La. / LSU-Eunice
3	Drake Angeron	OF	5-9	175	L/R	R-Jr.	Morgan City, La. / Dodge City CC
4	Dylan Porter	RHP	6-1	175	R/R	R-Sr.	Oakland, Calif. / Piedmont CC
5	Matt Barthelemy	RHP	5-10	165	R/R	Jr.	Belle Chasse, La. / Delgado CC
6	Max Dias	OF	6-0	215	R/R	R-Fr.	Porter, Texas / Porter HS
7	Austin Acree	RHP	6-2	210	R/R	So.	West Monroe, La. / Claiborne Christian
8	Tyler LeBlanc	LHP	6-3	190	L/L	So.	Lafayette, La. / Lafayette HS
9	Amani Larry	INF	5-11	190	R/R	So.	Bossier City, La. / East Central CC
10	Issac Williams	OF	5-11	195	R/R	So.	Alexandria, La. / Tioga HS
11	Tod Gauthie	RHP	5-10	190	R/R	Jr.	Brusly, La. / Stephen F. Austin
12	Jeissy De la Cruz	INF	5-10	180	S/R	Jr.	New York City, N.Y. / Tallahassee CC
13	Miguel Useche	C	6-1	200	R/R	So.	Caracas, Venezuela / Coll. Of C. Florida
15	Kyle Khachadourian	LHP	6-0	215	R/L	Sr.	Palm Beach Gardens, Fla. / Pasco-Hernando St.
16	Connor Macip	RHP	6-5	225	R/R	So.	Scott, La. / Teurlings Catholic HS
17	Travis Gober	INF	6-3	225	L/R	So.	Rockwall, Texas / Rockwall HS
18	Kasten Furr	INF	5-10	180	R/R	So.	Ruston, La. / Ruston HS
19	Anthony Herron Jr.	INF/OF	6-3	245	R/R	Jr.	Chicago, Ill. / John A. Logan
20	Dylan Cunningham	LHP	6-3	230	L/L	Sr.	Albany, La. / UAB
22	Cristian Poche	LHP	6-0	185	L/L	R-So.	New Orleans, La. / Haynes Academy
23	Cole Paplham	RHP	6-3	215	R/R	So.	Denmark, Wisc. / Lake Land CC
24	Jacob Mead	RHP	6-4	220	R/R	R-Jr.	Round Rock, Texas / Angelina JC
25	Collin Kulivan	RHP	6-4	230	R/R	Gr.	New Orleans, La. / Delgado CC
26	Andrew Guidry	C	6-0	198	L/R	R-Fr.	Lafayette, La. / St. Thomas More HS
27	Beau Blanchard	RHP	6-6	200	R/R	So.	New Iberia, La. / Loreauville HS
28	Nick McAuliffe	RHP	6-2	217	R/R	Jr.	Phillipsburg, N.J. / Mercer County CC
29	Collin Loupe	INF	5-9	175	R/R	Fr.	Slidell, La. / Jesuit HS
30	Joshua Cerejo	RHP	6-4	228	R/R	Jr.	Walnut Creek, Calif. / Los Medanos JC
31	John Gray	RHP	5-10	210	R/R	Fr.	Youngsville, La. / Southside HS
32	Cy Fontenot	RHP	6-0	170	R/R	R-Fr.	Alexandria, La. / Southeastern
33	Brandon Mitchell	LHP	6-2	211	L/L	Jr.	Houston, Texas / Elsie HS
34	Jorge Tejada	C	5-10	190	R/R	Jr.	Villa Clara, Cuba / Southwest Miami HS
35	Pearce Howard	OF	6-4	225	L/R	Sr.	Silver Spring, Md. / Liberty Christian
36	Jacob Lamkin	RHP	5-9	180	R/R	R-So.	Youngsville, La. / Louisiana
37	Ryan Delorbe	LHP	5-10	185	L/L	So.	Bronx, N.Y. / Hagerstown CC
39	Collin Horton	RHP	6-0	210	R/R	So.	Keller, Texas / Keller / Odessa CC
40	Marco Navarro	INF	6-3	200	R/R	Fr.	Miami, Fla. / Slam Academy
43	Andrew Duran	RHP/INF	6-3	225	R/R	Fr.	Covina, Calif. / CSUN
44	Keegan Rich	LHP	6-5	225	L/L	So.	Newnan, Ga. / East Coweta HS
46	Caleb Minina	LHP	6-2	225	L/L	Fr.	Morgan City, La. / Central Catholic HS
51	Jack Williams	RHP	6-1	175	R/R	R-So.	Cypress, Texas / McLennan CC
52	Thomas Amador	RHP	6-1	190	L/R	Fr.	Houma, La. / Houma Christian School

COACHES & STAFF

Head Coach	Blake Dean	LSU '10	7th Season at UNO
Assistant Coach	Brett Stewart	Appalachian State '09	7th Season at UNO
Assistant Coach	Dax Norris	Alabama '07	1st Season at UNO
Volunteer Assistant	Ryan Fineman	Indiana '19	1st Season at UNO
Student Assistant	Keith Meier	New Orleans '21	2nd Season at UNO
Athletic Trainer	Keshia Williams	Ashlene '12	4th Season
Director of Operations	Megan Steinmetz	LSU '16	1st Season

PRONUNCIATION GUIDE

1-Tyler Bischke.....	Bish-key
2-Caleb Seroski.....	Seh-ros-key
3-Drake Angeron.....	An-jeer-on
6-Max Dias.....	Dy-az
8-Tyler LeBlanc.....	Le-Blahn
11-Tod Gauthie.....	Go-tay
13-Miguel Useche.....	Ooh-se-chay
15-Kyle Khachadourian.....	Catch-ah-dorian
17-Travis Gober.....	Go-bur
22-Cristian Poche.....	Poe-shay
23-Cole Paplham.....	Pap-lum
28-Nick McAuliffe.....	Mick-uh-lif
29-Collin Loupe.....	Loop
30-Josh Cerejo.....	Suh-ray-ho
34-Jorge Tejada.....	Tuh-hay-duh

CLASSIFICATION

Seniors	4
Juniors	10
Sophomores	18
Freshmen	9
Graduate Students	1
Div. I Transfers	3

HOME STATE

Louisiana	21
Texas	5
California	3
New York	2
Florida	2
Pennsylvania	1
Maryland	1
Wisconsin	1
Georgia	1
New Jersey	1

INTERNATIONAL

Cuba	1
Venezuela	1



NEW ORLEANS BASEBALL

THE MATCHUP

ALL-TIME RESULTS

OVERALL 0-0 | SOUTHLAND 0-0
HOME 0-0 | AWAY 0-0 | NEUTRAL 0-0

DATE	H/A	RESULT	SCORE
------	-----	--------	-------

Dates within the dashed box are games coached by Blake Dean.

FIRST MEETING	N/A
LAST MEETING	N/A
CURRENT STREAK	N/A
LONGEST WINNING STREAK	N/A
LONGEST LOSING STREAK	N/A
LARGEST VICTORY	N/A
LARGEST DEFEAT	N/A
UNDER DEAN	0-0



NEW ORLEANS

UNO

OPPONENTS

BATTING

Batting Average	.337	.179
Slugging Percentage	.511	.214
On Base Percentage	.454	.303
Hits	31	15
Walks	15	10
Doubles	6	3
Triples	2	0
Home Runs	2	0
Total Bases	47	18
Runs Scored	31	5
RBI	26	4
Stolen Bases	4	0

PITCHING

ERA	1.88	10.48
Batting Average Against	.179	.337
Saves	0	0
Strike Outs	26	20
Walks	10	15
Hits Allowed	15	31
Extra Base Hits Allowed	3	10
Home Runs Allowed	0	2
WHIP	1.04	2.06

FIELDING

Fielding Percentage	.980	.947
Double Plays	4	2
Caught Stealing-Attempts	1-1	1-5
Errors Committed	2	5

KU

KU

OPPONENTS

BATTING

Batting Average	.248	.196
Slugging Percentage	.343	.294
On Base Percentage	.368	.265
Hits	26	20
Walks	16	7
Doubles	8	4
Triples	1	0
Home Runs	0	2
Total Bases	36	30
Runs Scored	17	10
RBI	17	8
Stolen Bases	1	4

PITCHING

ERA	2.67	5.33
Batting Average Against	.196	.248
Saves	1	0
Strike Outs	22	24
Walks	7	16
Extra Base Hits Allowed	6	9
Home Runs Allowed	2	0
WHIP	1.00	1.56

FIELDING

Fielding Percentage	.948	.991
Double Plays	1	1
Caught Stealing-Attempts	1-5	0-1
Errors Committed	6	1

INDIVIDUAL LEADERS

CATEGORY

BATTING

Average	Herron, .500	Ahuna, .500
Hits	Furr, 5	Ahuna, 6
RBI	Howard, 6	Josenberger, 5
Home Runs	2 Tied, 1	----
Doubles	2 Tied, 2	Josenberger, 2
Triples	2 Tied, 1	Ahuna, 1
Total Bases	Furr, 9	Ahuna, 9
Runs Scored	Larry, 7	Ditzenberger, 4
Stolen Bases	Larry, 2	Burnham, 1

PITCHING

Appearances	10 Tied, 1	Hegarty, 2
Wins	3 Tied, 1	2 Tied, 1
Saves	----	Ulane, 1
ERA	2 Tied, 0.00	Larsen, 0.00
Strike Outs	Porter, 7	Vanderhei, 9
Innings Pitched	Horton, 5.1	Larsen, 6.1
Opponent Batting Average	Horton, .111	2 Tied, .167



NEW ORLEANS BASEBALL

SEASON STATISTICS (2021)

New Orleans Baseball Overall Statistics for New Orleans (as of Feb 22, 2022) (All games Sorted by Batting avg)

Record: 3-0 Home: 3-0 Away: 0-0 Conference: 0-0

Player	avg	gp-gs	ab	r	h	2b	3b	hr	rbi	tb	slg%	bb	hp	so	gdp	ob%	sf	sh	sb-att	po	a	e	fld%
19 Herron Jr., Anthony	.500	3-3	8	4	4	1	0	1	3	8	1.000	3	1	0	0	.615	1	0	1-1	19	1	0	1.000
10 Williams, Issac	.444	3-3	9	3	4	0	1	0	3	6	.667	1	1	5	0	.500	1	0	1-1	2	0	0	1.000
13 Useche, Miguel	.364	3-3	11	1	4	0	0	0	4	4	.364	1	0	2	0	.385	1	0	0-0	0	0	0	.000
18 Furr, Kasten	.357	3-3	14	4	5	2	1	0	0	9	.643	1	0	3	1	.400	0	0	0-0	6	9	1	.938
9 Larry, Amani	.333	3-3	9	7	3	0	0	1	5	6	.667	5	1	2	0	.600	0	0	2-3	7	10	0	1.000
17 Gober, Travis	.308	3-3	13	1	4	2	0	0	4	6	.462	0	0	6	0	.308	0	0	0-0	3	0	0	1.000
35 Howard, Pearce	.300	3-3	10	4	3	1	0	0	6	4	.400	2	1	1	0	.429	1	0	0-1	6	1	0	1.000
34 Tejeda, Jorge	.250	3-3	8	4	2	0	0	0	1	2	.250	1	3	1	0	.500	0	0	0-0	26	1	0	1.000
12 Cruz, Jeissy De la	.200	3-3	10	3	2	0	0	0	0	2	.200	1	1	0	1	.333	0	0	0-0	2	5	1	.875
Totals	.337	3	92	31	31	6	2	2	26	47	.511	15	8	20	2	.454	4	0	4-6	72	27	2	.980
Opponents	.179	3	84	5	15	3	0	0	4	18	.214	10	5	26	3	.303	0	0	0-1	67	23	5	.947

LOB - Team (21), Opp (22). DPs turned - Team (4), Opp (2).

(All games Sorted by Earned run avg)

Player	era	w-l	app	gs	cg	sho	sv	ip	h	r	er	bb	so	2b	3b	hr	b/avg	wp	hp	bk	sfa	sha
39 Horton, Collin	0.00	1-0	1	1	0	0/1	0	5.1	2	0	0	3	4	0	0	0	.111	0	0	0	0	0
4 Porter, Dylan	0.00	1-0	1	1	0	0/0	0	4.0	2	0	0	1	7	1	0	0	.133	0	1	0	0	0
51 Williams, Jack	0.00	0-0	1	0	0	0/1	0	1.2	1	0	0	0	0	0	0	0	.200	0	0	0	0	0
11 Gauthier, Tod	0.00	0-0	1	0	0	0/0	0	1.1	1	0	0	0	2	0	0	0	.200	0	0	0	0	0
23 Paplham, Cole	0.00	0-0	1	0	0	0/1	0	1.0	0	0	0	0	1	0	0	0	.000	0	0	0	0	0
25 Kulivan, Collin	0.00	0-0	1	0	0	0/0	0	1.0	0	0	0	0	2	0	0	0	.000	0	0	0	0	0
33 Mitchell, Brandon	2.08	0-0	1	1	0	0/0	0	4.1	3	1	1	3	3	0	0	0	.188	0	0	0	0	0
27 Blanchard, Beau	4.50	0-0	1	0	0	0/0	0	2.0	2	1	1	1	2	1	0	0	.333	1	1	0	0	0
8 LeBlanc, Tyler	7.71	1-0	1	0	0	0/0	0	2.1	3	2	2	2	4	1	0	0	.333	0	1	0	0	0
36 Lamkin, Jacob	9.00	0-0	1	0	0	0/0	0	1.0	1	1	1	0	1	0	0	0	.250	0	2	1	0	0
Totals	1.88	3-0	3	3	0	1/1	0	24.0	15	5	5	10	26	3	0	0	.179	1	5	1	0	0
Opponents	10.48	0-3	3	3	0	0/0	0	22.1	31	31	26	15	20	6	2	2	.337	6	8	1	4	0

PB - Team (1), J. Tejeda 1, Opp (2). SBA/ATT - J. Tejeda (0-1), B. Blanchard (0-1).



NEW ORLEANS BASEBALL

CONFERENCE STATISTICS (2021)

New Orleans Baseball

Conference statistics for New Orleans (as of Feb 17, 2022)

(Conference games only Sorted by Batting avg)

Record: 23-17 Home: 12-8 Away: 11-9 Conference: 23-17

Player	avg	gp-gs	ab	r	h	2b	3b	hr	rbi	tb	slg%	bb	hp	so	gdp	ob%	sf	sh	sb-att	po	a	e	fld%
35 Howard, Pearce	.344	40-40	160	35	55	12	2	4	43	83	.519	12	4	24	6	.392	5	0	2-2	66	5	3	.959
18 Furr, Kasten	.329	40-40	146	36	48	9	0	0	9	57	.390	20	6	26	1	.425	2	8	8-11	32	49	16	.835
27 Howard, Gaige	.320	40-40	150	34	48	10	0	1	31	61	.407	26	7	20	1	.435	3	0	6-7	81	2	2	.976
4 Woullard, Luther	.313	39-38	144	29	45	13	1	5	35	75	.521	20	1	24	2	.391	4	0	2-3	74	1	0	1.000
17 Gober, Travis	.300	26-25	90	13	27	4	1	2	13	39	.433	8	1	25	4	.364	0	0	0-0	177	8	5	.974
3 Willis, Darren	.289	37-37	121	27	35	6	1	3	18	52	.430	12	4	14	2	.367	2	2	3-5	46	72	3	.975
29 Iza, Salo	.288	40-40	132	22	38	14	1	1	27	57	.432	23	5	24	0	.405	3	4	2-8	68	109	2	.989
10 Bratton, Beau	.287	27-26	87	17	25	3	0	3	14	37	.425	8	2	25	3	.350	3	3	0-0	157	20	1	.994
13 Simonich, KC	.270	32-27	100	10	27	7	0	2	21	40	.400	8	0	26	3	.321	1	2	0-0	0	0	0	.000
37 Murphy, Jackson	.242	12-10	33	8	8	2	0	0	3	10	.303	4	0	14	0	.324	0	0	0-0	82	3	0	1.000
9 Williams, Issac	.235	17-14	51	9	12	3	0	0	5	15	.294	11	0	12	1	.371	0	0	1-1	20	0	2	.909
20 Way, Blake	.227	10-6	22	6	5	0	0	0	0	5	.227	4	1	7	0	.370	0	0	0-0	29	8	3	.925
34 Tejeda, Jorge	.227	6-6	22	3	5	1	0	0	2	6	.273	2	1	5	0	.308	1	0	0-0	61	6	0	1.000
11 LaBorde, Hudson	.162	14-11	37	5	6	0	0	0	4	6	.162	6	1	20	0	.295	0	1	0-0	72	4	1	.987
Totals	.297	40	1295	254	384	84	6	21	225	543	.419	164	33	266	23	.383	24	20	24-37	985	324	46	.966
Opponents	.275	40	1293	249	356	54	7	36	234	532	.411	145	58	302	24	.369	18	13	51-62	976	364	41	.970

LOB - Team (306), Opp (293). DPs turned - Team (31), Opp (28). IBB - Team (3), G. Howard 1, L. Woullard 1, B. Bratton 1, Opp (7). Picked off - T. Gober 1, S. Iza 1, K. Furr 1, G. Howard 1.

(Conference games only Sorted by Earned run avg)

Player	era	w-l	app	gs	cg	sho	sv	ip	h	r	er	bb	so	2b	3b	hr	b/avg	wp	hp	bk	sfa	sha
45 Rich, Keegan	0.00	0-0	1	0	0	0/0	0	1.0	1	0	0	0	0	0	0	0	.333	1	0	0	0	0
2 Seroski, Caleb	1.87	3-1	16	0	0	0/0	10	33.2	23	10	7	7	41	4	0	2	.193	4	4	1	1	1
30 Cerejo, Josh	3.14	1-1	9	1	0	0/0	0	14.1	12	10	5	12	13	1	0	1	.226	1	2	0	1	0
16 Macip, Connor	3.86	0-0	4	0	0	0/0	0	4.2	4	3	2	6	5	0	0	0	.222	2	0	0	0	0
7 Turpin, Chris	4.11	7-2	10	10	6	3/0	0	65.2	58	37	30	8	62	10	1	9	.236	1	13	1	6	3
33 Mitchell, Brandon	4.62	4-2	10	9	0	0/0	0	50.2	58	33	26	16	40	8	0	5	.283	6	10	1	0	0
15 Khachadourian, Kyle	5.68	1-1	11	5	1	0/0	1	31.2	37	24	20	17	19	4	0	5	.301	2	1	0	2	1
12 Erbe, Haden	5.94	1-4	9	7	0	0/0	0	36.1	40	31	24	25	43	6	3	0	.282	8	8	1	3	2
8 LeBlanc, Tyler	6.65	1-3	8	7	0	0/0	0	23.0	27	22	17	13	19	5	0	4	.281	1	6	0	1	1
31 Delcambre, Matt	6.75	0-0	2	0	0	0/0	0	1.1	3	1	1	1	2	0	0	0	.500	1	1	0	0	1
25 Kulivan, Collin	7.40	1-1	12	0	0	0/0	0	20.2	28	18	17	12	14	7	0	2	.329	5	2	0	0	3
36 Lamkin, Jacob	8.22	2-0	12	0	0	0/0	0	15.1	16	18	14	11	16	5	0	0	.254	4	4	0	2	0
5 Barthelemy, Matt	9.00	1-1	9	0	0	0/0	0	9.0	13	9	9	5	12	1	1	1	.325	1	2	0	0	0
19 Acree, Austin	9.64	1-1	4	1	0	0/0	0	9.1	17	14	10	3	6	1	2	2	.425	2	1	0	2	1
40 Blanchard, Beau	9.82	0-0	4	0	0	0/0	0	3.2	4	4	4	2	3	1	0	1	.286	1	2	0	0	0
28 Amaya, Rudy	13.50	0-0	3	0	0	0/0	0	1.1	2	2	2	2	1	1	0	1	.333	0	1	0	0	0
1 Ramirez, Cortlynn	16.20	0-0	4	0	0	0/0	0	3.1	4	6	6	3	3	0	0	2	.267	0	0	0	0	0
22 Poche, Cristian	18.90	0-0	3	0	0	0/0	0	3.1	9	7	7	2	3	0	0	1	.474	2	1	0	0	0
Totals	5.51	23-17	40	40	7	3/0	11	328.1	356	249	201	145	302	54	7	36	.275	42	58	4	18	13
Opponents	5.92	17-23	40	40	4	3/1	9	325.1	384	254	214	164	266	84	6	21	.297	47	33	4	24	20

PB - Team (4), B. Bratton 3, J. Murphy 1, Opp (13). Pickoffs - Team (2), C. Turpin 1, B. Bratton 1, Opp (4). SBA/ATT - B. Bratton (29-33), J. Murphy (18-21), B. Mitchell (11-14), H. Erbe (8-10), K. Khachadou (7-9), J. Tejeda (4-7), C. Turpin (3-5), J. Cerejo (4-4), M. Barthelemy (4-4), C. Kulivan (4-4), A. Acree (2-3), J. Lamkin (2-3), C. Poche (2-2), T. LeBlanc (2-2), M. Delcambre (1-1), C. Seroski (1-1).



NEW ORLEANS BASEBALL

SEASON/CAREER SPLITS

New Orleans Baseball
Individual Season/Career Summary for New Orleans (as of Feb 22, 2022)
(All games Sorted by Batting avg)

Record: 3-0 Home: 3-0 Away: 0-0 Conference: 0-0

Player	SEASON													CAREER												
	Avg	G-GS	AB	R	H	2B	3B	HR	RBI	BB	Hbp	SO	Sb-Att	Avg	G-GS	AB	R	H	2B	3B	HR	RBI	BB	Hbp	SO	Sb-Att
19 Herron Jr., Anthony	.500	3-3	8	4	4	1	0	1	3	3	1	0	1-1	.500	3-3	8	4	4	1	0	1	3	3	1	0	1-1
10 Williams, Issac	.444	3-3	9	3	4	0	1	0	3	1	1	5	1-1	.215	35-30	107	13	23	4	1	0	15	18	1	32	3-3
13 Useche, Miguel	.364	3-3	11	1	4	0	0	0	4	1	0	2	0-0	.364	3-3	11	1	4	0	0	0	4	1	0	2	0-0
18 Furr, Kasten	.357	3-3	14	4	5	2	1	0	0	1	0	3	0-0	.299	70-68	244	57	73	13	1	1	15	38	9	44	10-15
9 Larry, Amani	.333	3-3	9	7	3	0	0	1	5	5	1	2	2-3	.333	3-3	9	7	3	0	0	1	5	5	1	2	2-3
17 Gober, Travis	.308	3-3	13	1	4	2	0	0	4	0	0	6	0-0	.281	34-31	114	17	32	6	1	3	21	11	1	34	0-0
35 Howard, Pearce	.300	3-3	10	4	3	1	0	0	6	2	1	1	0-1	.293	188-183	730	135	214	41	3	22	148	62	27	100	6-9
34 Tejeda, Jorge	.250	3-3	8	4	2	0	0	0	1	1	3	1	0-0	.211	59-40	128	23	27	5	0	2	16	16	14	38	2-2
12 Cruz, Jeissy De la	.200	3-3	10	3	2	0	0	0	0	1	1	0	0-0	.200	3-3	10	3	2	0	0	0	0	1	1	0	0-0
Totals	.337	3-3	92	31	31	6	2	2	26	15	8	20	4-6													
Opponents	.179	3-3	84	5	15	3	0	0	4	10	5	26	0-1													

(All games Sorted by Earned run avg)

Player	SEASON														CAREER													
	ERA	W-L	App	GS	CG	Sho	Sv	IP	H	R	ER	BB	SO	ERA	W-L	App	GS	CG	Sho	Sv	IP	H	R	ER	BB	SO		
39 Horton, Collin	0.00	1-0	1	1	0	0	0	5.1	2	0	0	3	4	0.00	1-0	1	1	0	0	0	5.1	2	0	0	3	4		
4 Porter, Dylan	0.00	1-0	1	1	0	0	0	4.0	2	0	0	1	7	0.00	1-0	1	1	0	0	0	4.0	2	0	0	1	7		
51 Williams, Jack	0.00	0-0	1	0	0	0	0	1.2	1	0	0	0	0	0.00	0-0	1	0	0	0	0	1.2	1	0	0	0	0		
11 Gauthie, Tod	0.00	0-0	1	0	0	0	0	1.1	1	0	0	0	2	0.00	0-0	1	0	0	0	0	1.1	1	0	0	0	2		
25 Kulivan, Collin	0.00	0-0	1	0	0	0	0	1.0	0	0	0	0	2	5.08	3-3	31	0	0	0	5	44.1	50	27	25	19	39		
23 Papham, Cole	0.00	0-0	1	0	0	0	0	1.0	0	0	0	0	1	0.00	0-0	1	0	0	0	0	1.0	0	0	0	0	1		
33 Mitchell, Brandon	2.08	0-0	1	1	0	0	0	4.1	3	1	1	3	3	4.46	10-6	36	26	0	0	1	151.1	151	83	75	71	119		
27 Blanchard, Beau	4.50	0-0	1	0	0	0	0	2.0	2	1	1	1	2	5.73	0-0	10	1	0	0	0	11.0	9	8	7	8	10		
8 LeBlanc, Tyler	7.71	1-0	1	0	0	0	0	2.1	3	2	2	2	4	7.59	2-4	11	9	0	0	0	32.0	40	33	27	20	27		
36 Lamkin, Jacob	9.00	0-0	1	0	0	0	0	1.0	1	1	1	0	1	5.63	2-1	27	0	0	0	1	38.1	32	33	24	21	44		
Totals	1.88	3-0	3	3	0	1	0	24.0	15	5	5	10	26															
Opponents	10.48	0-3	3	3	0	0	0	22.1	31	31	26	15	20															



NEW ORLEANS BASEBALL

MULTIPLE HITS AND RBI GAMES / HITTING STREAKS

New Orleans Baseball Miscellaneous Stats for New Orleans (as of Feb 22, 2022) (All games)

Multiple Hit Games	2	3	4	5+	Total
10 Williams, Issac	2	-	-	-	2
17 Gober, Travis	2	-	-	-	2
18 Furr, Kasten	1	1	-	-	2
13 Useche, Miguel	1	-	-	-	1
19 Herron Jr., Anthony	1	-	-	-	1
TEAM	7	1	0	0	8

Multiple RBI Games	2	3	4	5+	Total
17 Gober, Travis	2	-	-	-	2
9 Larry, Amani	1	1	-	-	2
35 Howard, Pearce	1	1	-	-	2
10 Williams, Issac	1	-	-	-	1
13 Useche, Miguel	1	-	-	-	1
TEAM	6	2	0	0	8

Hitting Streaks	Longest	Current
9 Larry, Amani	3	3
35 Howard, Pearce	3	3
19 Herron Jr., Anthony	3	3
13 Useche, Miguel	3	3
34 Tejeda, Jorge	2	2
18 Furr, Kasten	2	-
17 Gober, Travis	2	-
12 Cruz, Jeissy De la	1	1
10 Williams, Issac	1	1

Reached Base Streaks	Longest	Current
10 Williams, Issac	3	3
9 Larry, Amani	3	3
35 Howard, Pearce	3	3
13 Useche, Miguel	3	3
19 Herron Jr., Anthony	3	3
34 Tejeda, Jorge	2	2
18 Furr, Kasten	2	-
17 Gober, Travis	2	-
12 Cruz, Jeissy De la	1	1



NEW ORLEANS BASEBALL

SUMMARY STATS

New Orleans Baseball Games Summary for New Orleans (as of Feb 22, 2022) (All games)

Score by innings	1	2	3	4	5	6	7	8	9	Total
New Orleans	10	2	4	3	0	3	6	3	0	31
Opponents	0	0	0	1	0	1	3	0	0	5

Record when ...

Overall	3-0	After 6 leading	3-0
Conference	0-0 trailing	0-0
Non-Conference	3-0 tied	0-0
Home games	3-0	After 7 leading	2-0
Away games	0-0 trailing	0-0
Neutral site	0-0 tied	0-0
Day games	2-0	After 8 leading	1-0
Night games	1-0 trailing	0-0
vs Left starter	0-0 tied	0-0
vs Right starter	3-0		
1-Run games	0-0	Hit 0 home runs	1-0
2-Run games	0-0	... 1 home run	2-0
5+Run games	3-0	... 2+ home runs	0-0
Extra innings	0-0		
Shutouts	1-0	Opponent 0 home runs	3-0
	 1 home run	0-0
Scoring 0-2 runs	0-0 2+ HRs	0-0
..... 3-5 runs	0-0		
..... 6-9 runs	1-0	Made 0 errors	1-0
..... 10+ runs	2-0 1 error	2-0
	 2+ errors	0-0
Opponent 0-2 runs	2-0		
..... 3-5 runs	1-0	Opp. made 0 errors	2-0
..... 6-9 runs	0-0 1 error	0-0
..... 10+ runs	0-0 2+ errors	1-0
Scored in 1st inning	2-0	Out-hit opponent	3-0
Opp. scored in 1st	0-0	Out-hit by opponent	0-0
Scores first	3-0	Hits are tied	0-0
Opp. scores first	0-0		

Record when team scores:

Runs	0	1	2	3	4	5	6	7	8	9	10+
W-L	0-0	0-0	0-0	0-0	0-0	0-0	0-0	0-0	0-0	1-0	2-0

Record when opponent scores:

Runs	0	1	2	3	4	5	6	7	8	9	10+
W-L	1-0	0-0	1-0	1-0	0-0	0-0	0-0	0-0	0-0	0-0	0-0

Record when leading after:

Inn.	1	2	3	4	5	6	7	8
W-L	2-0	2-0	3-0	3-0	3-0	3-0	2-0	1-0

Record when trailing after:

Inn.	1	2	3	4	5	6	7	8
W-L	0-0	0-0	0-0	0-0	0-0	0-0	0-0	0-0

Record when tied after:

Inn.	1	2	3	4	5	6	7	8
W-L	1-0	1-0	0-0	0-0	0-0	0-0	0-0	0-0

Current winning streak: 3
Longest winning streak: 3
Longest losing streak: 0

Home attendance : 1762 (3 dates avg = 587)
Away attendance : 0 (0 dates avg = 0)
Total attendance: 1762 (3 dates avg = 587)



NEW ORLEANS BASEBALL

STARTING LINEUPS

DATE	OPPONENT	C	1B	2B	3B	SS	LF	CF	RF	DH	RESULT
2/18	UAPB	Tejeda	Herron	Larry	De La Cruz	Furr	Gober	Williams	Howard	Useche	W, 9-3
2/19	Grambling	Tejeda	Herron	Larry	De La Cruz	Furr	Gober	Williams	Howard	Useche	W, 12-2 (7)
2/20	Alabama St.	Tejeda	Herron	Larry	De La Cruz	Furr	Gober	Williams	Howard	Useche	W, 10-0 (8)



NEW ORLEANS BASEBALL

GAME-BY-GAME PITCHING

DATE	OPPONENT	STARTER	IP	H	R	ER	BB	SO	DECISION	W/L	SAVE
2/18	UAPB	B. Mitchell	4.1	3	1	1	1	3	T. LeBlanc	1-0	----
2/19	Grambling	D. Porter	4.0	2	0	0	1	7	D. Porter	1-0	----
2/20	Alabama State	C. Horton	5.1	2	0	0	3	4	C. Horton	1-0	----

*Pitchers highlighted in blue denotes quality start



NEW ORLEANS BASEBALL

2022 HOME RUN TRACKER

PRIVATEER HOME RUNS IN 2022

#	BATTER	PITCHER	OPPONENT	INNING	COUNT	OUTS	ON BASE	LOCATION	GAME #	DATE	NOTES
1	A. Herron (1)	J. Boudreaux	Grambling	6	0-0	1	0	LF	2	2/19	
2	A. Larry (1)	C. Dodd	Alabama State	8	0-1	2	2	LF	3	2/20	

2022 HOME RUN BREAKDOWN

	#	LAST BY	DATE
AT HOME	2	A. Larry	2/20/22
ON THE ROAD			
NEUTRAL SITE			
vs. RHP	1	A. Larry	2/20/22
vs. LHP	1	A. Herron	2/19/22
WITH NO OUTS			
WITH ONE OUT	1	A. Herron	2/19/22
WITH TWO OUTS	1	A. Larry	2/20/22
WITH BASES EMPTY	1	A. Herron	2/19/22
WITH ONE ON			
WITH TWO ON	1	A. Larry	2/20/22
WITH BASES LOADED			
1ST INNING			
2ND INNING			
3RD INNING			
4TH INNING			
5TH INNING			
6TH INNING	1	A. Herron	2/19/22
7TH INNING			
8TH INNING	1	A. Larry	2/20/22
9TH INNING			
EXTRA INNINGS			
PINCH HIT			
WALK OFFS			
INSIDE THE PARK			
BACK-TO-BACK			

CAREER HOME RUNS

#	NAME	#	YEARS
1)	Pearce Howard	22	2018-2022
2)	Travis Gober	3	2021-2022
3)	Jorge Tejeda	2	2019-2022
4)	Kasten Furr	1	2020-2022
5)	Anthony Herron Jr.	1	2022
6)	Amani Larry	1	2022

NOTE - Career home runs list includes only active student-athletes. The all-time career leader in home runs for UNO is Brian Traxler - who hit 49 between 1986-1988.



NEW ORLEANS BASEBALL

2022 DOUBLE PLAYS

PRIVATEER DOUBLE PLAYS IN 2022

#	PITCHER	OPPONENT	INNING	OUTS	SCORING	FIELDERS	GAME #	DATE
1	T. LeBlanc	UAPB	7	0	643 GDP	Furr-Larry-Herron	1	2/18/22
2	B. Blanchard	Grambling	5	1	96 LDP	Howard-Furr	2	2/19/22
3	C. Horton	Alabama St.	2	1	643 GDP	Furr-Larry-Herron	3	2/20/22
4	J. Williams	Alabama St.	6	1	543 GDP	De La Cruz-Larry-Herron	3	2/20/22



NEW ORLEANS BASEBALL

2022 STOLEN BASE ATTEMPTS

PRIVATEER STOLEN BASE ATTEMPTS IN 2022

#	RUNNER	PITCHER	CATCHER	OPPONENT	BASE	RESULT	INNING	COUNT	OUTS	SB/CS	GAME #	DATE
1	A. Herron	A. Duran	D. Jutze	UAPB	2	SB	3	0-0	0	SB	1	2/18/22
2	A. Larry	B. Little	D. Jutze	UAPB	2	SB	6	0-0	0	SB	1	2/18/22
3	P. Howard	J. Ehling	D. Jutze	UAPB	2	CS	8	0-0	0	CS	1	2/18/22
4	A. Larry	C. Rudy	J. Garcia	Grambling	2	CS	1	3-2	2	CS	2	2/19/22
5	A. Larry	J. Boudreaux	J. Garcia	Grambling	2	SB	3	0-0	1	SB	2	2/19/22
6	I. Williams	A. King	H. May	Alabama St.	2	SB	4	0-0	1	SB	3	2/20/22



NEW ORLEANS BASEBALL

NCAA AND SOUTHLAND RANKINGS

				THROUGH FEB. 23, 2022					
TEAM STATISTICS		NCAA	SLC	#	NCAA LEADER		SOUTHLAND LEADER	#	
Base on Balls (277 ranked)		162	5	15	FGCU	42	Southeastern La.	24	
Batting Average (277 ranked)		30	1	0.337	Texas	42			
Double Plays (255 ranked)		24	2	4	Mississippi Val.	0.448	New Orleans	0.337	
					Alabama	7	A&M-Corpus Christi	5	
					Georgia St.	7			
Double Plays Per Game (255 ranked)		9	1	1.33	CSUN	2	New Orleans	1.33	
Doubles (267 ranked)		130	3	6	NC State	24	Nicholls	8	
Doubles Per Game (275 ranked)		90	1	2	NC State	4.8	New Orleans	2	
							Northwestern St.	2	
Earned Run Average (277 ranked)		18	2	1.88	UIW	0	UIW	0	
Fielding Percentage (277 ranked)		65	3	0.98	Eastern Ky.	1	Southeastern La.	0.987	
					Old Dominion	1			
					Virginia	1			
Hit Batters (249 ranked)		104	4	5	Niagara	20	A&M-Corpus Christi	8	
Hit by Pitch (251 ranked)		38	3	8	Western Caro.	20	Southeastern La.	12	
Hits (277 ranked)		151	4	31	NC State	85	Nicholls	41	
Hits Allowed Per Nine Innings (277 ranked)		18	2	5.62	Iowa	2	UIW	2.25	
Home Runs (206 ranked)		146	4	2	Wake Forest	15	Nicholls	4	
Home Runs Per Game (248 ranked)		144	3	0.67	Wake Forest	3.75	Northwestern St.	1	
On Base Percentage (277 ranked)		26	1	0.454	Mississippi Val.	0.607	New Orleans	0.454	
Runs (275 ranked)		71	1	31	Texas Southern	82	New Orleans	31	
Sacrifice Bunts (87 ranked)					Wofford	6	Houston Baptist	3	
							Southeastern La.	3	
Sacrifice Flies (128 ranked)		9	1	4	Texas Southern	7	New Orleans	4	
Scoring (275 ranked)		35	1	10.3	Murray St.	16.3	New Orleans	10.3	
Shutouts (10 ranked)		10	1	1	Texas Southern	3	New Orleans	1	
							Southeastern La.	1	
Slugging Percentage (277 ranked)		49	1	0.511	Wake Forest	0.795	New Orleans	0.511	
Stolen Bases (214 ranked)		96	2	4	Texas Southern	44	Southeastern La.	9	
Stolen Bases Per Game (257 ranked)		86	2	1.33	Texas Southern	7.33	Southeastern La.	2.25	
Strikeout-to-Walk Ratio (277 ranked)		88	5	2.6	Southern Miss.	7.29	UIW	4.33	
Strikeouts Per Nine Innings (277 ranked)		117	4	9.8	New Mexico St.	15.4	UIW	14.6	
Triple Plays (0 ranked)									
Triples (58 ranked)		20	2	2	Oregon St.	4	McNeese	3	
					Saint Mary's (CA)	4			
INDIVIDUAL STATISTICS		PLAYER	NCAA	SLC	#	NCAA LEADER	#	SOUTHLAND LEADER	#
Base on Balls (124 ranked)		Amani Larry	50	2	5	Chris Davis, Duke	9	Shea Thomas, Southeastern La.	6
						Sky Duff, Pittsburgh	9		
						Joe Kinker, FGCU	9		
Base on Balls Per Game (149 ranked)		Amani Larry	18	1	1.67	Chris Davis, Duke	2.25	Amani Larry, New Orleans	1.67
		Anthony Herron Jr.	149	4	1	Sky Duff, Pittsburgh	2.25		
Batting Average (218 ranked)		Anthony Herron Jr.	84	2	0.5	C. Jensen, Saint Peter's	1	Jake Miller, Houston Baptist	0.526
Complete Games (9 ranked)						8 players tied	2		
Doubles (98 ranked)		Kasten Furr	98	2	2	6 players tied	5	Daunte Stuart, Northwestern St.	3
		Travis Gober	98	2	2				
Doubles Per Game (82 ranked)		Kasten Furr	82	2	0.67	Blake Redman, Prairie View	1.5	Daunte Stuart, Northwestern St.	1
		Travis Gober	82	2	0.67				
Earned Run Average (1 ranked)		Collin Horton	1	1	0	296 players tied	0	10 players tied	0
		Dylan Porter	1	1	0				
Games Started (10 ranked)		Collin Horton	10	4	1	9 players tied	2	Luke Barbier, Nicholls	2
		Brandon Mitchell	10	4	1			Leo Perez, A&M-Corpus Christi	2
		Dylan Porter	10	4	1			Hayden Thomas, A&M-Corpus Christi	2
Hit Batters (59 ranked)		Jacob Lamkin	59	2	2	Evan Wilde, Niagara	7	Devin Desandro, Nicholls	3
Hit By Pitch Per Game (126 ranked)		Jorge Tejeda	8	1	1	Tommy Buckman, Saint Peter's	2	Grant Smith, UIW	1
								Jorge Tejeda, New Orleans	1
Hit by Pitch (61 ranked)		Jorge Tejeda	16	1	3	4 players tied	5	Tre Obregon III, McNeese	3
								Brendan Ryan, A&M-Corpus Christi	3
								Jorge Tejeda, New Orleans	3
Hits (100 ranked)						Chandler Simpson, Georgia Tech	13	Jake Miller, Houston Baptist	10
						Tommy White, NC State	13		
Hits Allowed Per Nine Innings (147 ranked)		Collin Horton	147	8	3.38	33 players tied	0	4 players tied	0
Hits Per Game (150 ranked)						Derek Gellos, Seattle U	3	Jake Miller, Houston Baptist	2
								Daunte Stuart, Northwestern St.	2
Home Runs (28 ranked)						Tommy White, NC State	5		
Home Runs Per Game (139 ranked)		Anthony Herron Jr.	139	1	0.33	6 players tied	1	5 players tied	0.33
		Amani Larry	139	1	0.33				
On Base Percentage (148 ranked)		Anthony Herron Jr.	91	1	0.615	C. Jensen, Saint Peter's	1	Anthony Herron Jr., New Orleans	0.615
		Amani Larry	112	2	0.6				
Pitching Appearances (54 ranked)						Lance Lusk, Sam Houston	4	Josh Mancuso, Nicholls	3
						Stirling Thomas, N.C. A&T	4	David Vial Jr., Nicholls	3
								Tyler Zarella, Houston Baptist	3
Runs (88 ranked)		Amani Larry	48	1	7	Justin Cooper, Texas Southern	14	Amani Larry, New Orleans	7
Runs Batted In (107 ranked)		Pearce Howard	107	2	6	Tommy White, NC State	15	Leo Markotic, A&M-Corpus Christi	7
Runs Batted In Per Game (150 ranked)		Pearce Howard	42	1	2	4 players tied	3	Pearce Howard, New Orleans	2
		Amani Larry	98	2	1.67				
Runs Per Game (127 ranked)		Amani Larry	9	1	2.33	Alex Crump, Murray St.	3	Amani Larry, New Orleans	2.33
Sacrifice Bunts (27 ranked)						Tilo Skole, The Citadel	3	Tyler Linneweber, A&M-Corpus Christi	2
						Dylan Wilkinson, Longwood	3		
						Kyle Sherick, Seattle U	1	Tyler Linneweber, A&M-Corpus Christi	0.4
						Maury Weaver, Mississippi Val.	1		
Sacrifice Bunts Per Game (107 ranked)		Anthony Herron Jr.	36	1	1	Kenny Levari, Old Dominion	3	9 players tied	1
		Pearce Howard	36	1	1	Mitchell Sanford, UT Arlington	3		
		Miguel Useche	36	1	1	Nate Stocum, Western Caro.	3		
		Issac Williams	36	1	1				
Saves (17 ranked)						16 players tied	2	Cameron Foster, McNeese	2
Slugging Percentage (243 ranked)		Anthony Herron Jr.	51	1	1	C. Jensen, Saint Peter's	2.5	Anthony Herron Jr., New Orleans	1
Stolen Bases (90 ranked)		Amani Larry	90	2	2	Johnathon Thomas, Texas Southern	14	Evan Keller, Southeastern La.	1
Stolen Bases Per Game (149 ranked)		Amani Larry	83	3	0.67	Johnathon Thomas, Texas Southern	2.33	Ridge Rogers, UIW	3
Strikeout-to-Walk Ratio (1 ranked)						183 players tied	0	6 players tied	0
Strikeouts (27 ranked)						Cade Gibson, Louisiana Tech	15	Hunter O'Toole, Southeastern La.	10
Strikeouts Per Nine Innings (134 ranked)		Dylan Porter	84	7	15.75	Chandler David, UIW	27	Chandler David, UIW	27



NEW ORLEANS BASEBALL

HEAD COACH BLAKE DEAN



QUICK FACTS

- Birthdate: February 25, 1988 - 33 years old.
- Native of Crestview, Fla.
- LSU 2010 (baseball student-athlete from 2007-2010).
- Sixth Season as Head Coach of the Privateers.
- Record: 162-147-1

BIOGRAPHY

Blake Dean has completed six seasons as the head coach at the University of New Orleans. In that span, he is 162-147-1. Dean picked up his 100th win against Louisiana on Mar. 12, 2019.

In 2021, Dean's crew had six all-conference members in the postseason, tied for the most since 2008. Pearce Howard also earned All-LSWA honors and New Orleans had their highest seed in the Southland Tournament (#2).

The Privateers started getting hot in 2020, winning 11 of 14 games before the season was shut down due to the coronavirus pandemic. New Orleans swept Arkansas State in that span, won series against UConn and Nicholls, and defeated Tulane in the first game of the Pelican Cup.

That did not stop the streak Dean has been on in helping to produce draft picks. Eric Orze was selected in the fifth round of the 2020 Draft by the New York Mets. That marked the fourth consecutive year a Privateer

has been drafted.

In 2019, Reeves Martin had an All-American season under Dean and was named as such in three publications (Collegiate Baseball Foundation, NCBWA, Collegiate Baseball). Martin continued the trend of pitchers getting drafted after being selected in the 21st round by Seattle.

The Privateers won the Pelican Cup from Tulane for a second consecutive year in '19 and swept the Green Wave in the three-game series. It was only the second time in school history New Orleans swept a season series of at least three games against Tulane.

2019 also saw the Privateers produce a Rawlings/ABCA Gold Glove winner in Salo Iza. The Privateers had two other all-conference mentions: Gaige Howard (third team) and Collin Morrill (honorable mention).

In 2018, the Privateers advanced to the championship game of the 2018 Southland Tournament as the No. 8 seed, defeating No. 1 Sam Houston State University and No. 4 Houston Baptist University (twice) to get there. The pitching staff, anchored by junior Bryan Warzek, finished 21st in the nation with 9.4 strikeouts per nine innings. Warzek was drafted in the sixth round of the 2018 MLB First-Year Player Draft by the Los Angeles Dodgers after earning Southland Conference First Team, ABCA and All-LSWA honors. The inaugural revised Pelican Cup went to the Privateers after New Orleans took the season series over Tulane University 2-1.

Following that season, Dean received a two-year contract extension to remain on the Lakefront.

Dean was named the University of New Orleans' seventh head coach in its 45 year history during the summer of 2015 following a brief stint as the school's interim head coach following the retirement of Ron Maestri. In his first season at the helm, UNO saw a 17-game turnaround, the eighth-best in Division I in 2016, while the team was one of 17 to increase their winning percentage by .200, boasting the fourth-highest improvement at .285.

The Privateers' 31-26 record marked the first winning record for the baseball program since 2008 and qualified for the Southland Conference for the first time since joining the league prior to the 2013-14 academic year. The Privateers set eight-year highs in batting average (.300), total hits (600), doubles (77), on base percentage (.368) and fielding percentage (.966) saves (15), strikeouts (400) and the lowest opponent batting average in the span (.286).

Nationally, UNO finished eighth in triples per game with a 0.44 average and 10th in total triples with 25 while Dakota Dean cracked the top 25 individually with six on the season, the 22nd-most.

UNO's resurrected offense led the Southland Conference in triples, while finishing second in in hits, batting average, third in RBI, fewest batters struck out (328) and fourth in slugging percentage (.416).

Under Dean's guidance, five Privateers were named to All-Southland Conference Teams with Hezekiah Randolph, a first team honoree after finishing in the top 10 of the conference in runs scored (49), runs batted in (45), doubles (16) hits (71) and slugging percentage (.502), garnered America Baseball Coaches Association/Rawlings South Central Region second team distinction. Kyle Bracey (first team), Dakota Dean (second team), Aaron Palmer (second team) and Daniel Martinez (honorable mention) all gained recognition from the league.

The Privateers took on the top Louisiana programs in the country during the 2016 campaign taking two from eventual NCAA Tournament participant Southeastern in their regular season series before dropping a decision to the Lions in the Southland Conference Tournament while splitting a two-game series with Tulane and besting Louisiana Tech, both qualifying for the national tournament.

Following two years working under the legendary Ron Maestri, Dean was initially tabbed the interim head coach before officially becoming the Privateers' seventh head coach on June 30, 2015. Prior to assuming his current position, Dean worked his way up the ladder starting as a volunteer assistant in 2014 before being promoted to a full-time position the following year.

During his time on the Lakefront, Dean was instrumental in Samuel Capielano and Randolph claiming Freshman All-America status in 2014 while helping several Privateer hitters improve their production at the plate.

As the team's hitting coach in 2015, the Privateers saw their average rise 20 points from the 2014 campaign and three of the five returning position players saw significant increases in their respective batting averages.

Highlights on the diamond, however, are nothing new for Dean as the native of Crestview, Florida, has experienced success at every stop of his baseball career to date.

As a prep star at Crestview High, Dean was a four-year all-state honoree and was a member of the USA Baseball Youth National Team. Following his senior season, he claimed Louisville Slugger All-America recognition and was named to Baseball America's Top 300 High School Players of 2006.

From there, he packed his bags for Baton Rouge where he helped LSU post a combined 175 wins, three trips to the NCAA Super Regionals and a pair of berths in the College World Series – including a National Championship in 2009.

As they had done during his high school career, honors came in by the handful for Dean in college. As a rookie, he was named Freshman All-SEC, Louisiana Freshman of the Year and Collegiate Baseball Freshman All-American.

One year later, Dean was tabbed first-team All-American by Baseball America, second-team All-South Region by the American Baseball Coaches Association and Louisiana Hitter of the Year by the Louisiana Sports Writers Association. He also claimed SEC Tournament MVP and Baton Rouge Regional Most Outstanding Player recognition during the Tigers' march to Omaha.

Dean claimed first-team all-state honors in each of his final three collegiate seasons, was tabbed first-team All-SEC as a junior and was a candidate for the Lowe's Senior CLASS Award in 2010.

Along the way, he finished second in school history in hits (332), RBI (260) and total bases (575), fourth in home runs (56) and fifth in runs scored (223).

Dean was drafted twice during his time at LSU, going in the 10th round to the Minnesota Twins in 2009 and in the eighth round by the Los Angeles Dodgers in 2010.

He played two seasons professionally in the Dodgers' organization, suiting up in Rookie League for the Ogden Raptors in 2010 and the Class A Great Lakes Loons in 2011 before returning to LSU to finish his degree.

Dean completed his bachelor's degree in sports administration from LSU in 2013.

After his two years of pro ball, the Crestview, Fla. native spent one season as a volunteer assistant coach at his alma mater where he earned his degree in sports administration before joining the Privateer coaching staff in 2014.

STUDENT-ATHLETE DEVELOPMENT

- >> **4 MLB DRAFT PICKS**
2017 Shawn Semples (11th round, 332 overall)
2018 Bryan Warzek (6th round, 194 overall)
2019 Reeves Martin (21st round, 636 overall)
2020 Eric Orze (5th round, 150 overall)
- >> **19 SOUTHLAND ALL-CONFERENCE**
2016 Hezekiah Randolph 1st Team DH
2016 Kyle Bracey 1st Team C
2016 Aaron Palmer 2nd Team SS
2016 Dakota Dean 2nd Team 3B
2017 Shawn Semples 1st Team P
2017 John Cable 2nd Team C
2017 Bryan Warzek 2nd Team P
2017 Orynn Veillon 3rd Team OF
2018 Bryan Warzek 1st Team P
2018 Owen Magee 1st Team 3B
2018 Beau Bratton 2nd Team C
2019 Reeves Martin 1st Team P
2019 Gaige Howard 3rd Team DH
2021 Chris Turpin 2nd Team P
2021 Caleb Seroski 2nd Team P
2021 Pearce Howard 2nd Team OF
2021 Kasten Furr 2nd Team 3B
2021 Salo Iza 3rd Team 2B
2021 Darren Willis 3rd Team SS
- >> **SOUTHLAND ALL-DEFENSIVE TEAM**
2017 Samuel Capielano 2B
2021 Darren Willis SS
- >> **SOUTHLAND RELIEF PITCHER OF THE YEAR**
2019 Reeves Martin
- >> **6 ALL-LOUISIANA SELECTIONS (LSWA)**
2017 Hezekiah Randolph 1st Team DH
2018 Beau Bratton 1st Team C
2018 Owen Magee 1st Team 3B
2018 Bryan Warzek 2nd Team P
2019 Reeves Martin 1st Team P
2021 Pearce Howard 2nd Team OF
- >> **3 ALL-REGION SELECTIONS (ABCA)**
2016 Hezekiah Randolph 2nd Team DH
2018 Bryan Warzek 2nd Team P
2019 Reeves Martin 1st Team P
- >> **ABCA/RAWLINGS GOLD GLOVE WINNER**
2019 Salo Iza 2B
- >> **5 SOUTHLAND ALL-TOURNAMENT SELECTIONS**
2017 Hezekiah Randolph
2018 Kyle Arjona
2018 Beau Bratton
2018 Orynn Veillon
2021 Darren Willis
- >> **4 SOUTHLAND ALL-ACADEMIC SELECTIONS**
2016 Jordan Priddle 2nd Team P
2019 Reeves Martin 1st Team P
2021 Darren Willis 2nd Team INF
2021 Gaige Howard 2nd Team OF

DEAN'S YEAR-BY-YEAR RECORD

YEAR	OVERALL	SLC	FINISH
2016	31-26 .544	14-16 .467	T-7 th
2017	30-28-1 .517	16-14 .533	T-7 th
2018	29-32 .475	14-16 .467	T-7 th
2019	29-27 .518	13-17 .433	T-9 th
2020	11-6 .647	2-1 .667	n/a
2021	29-28 .509	23-17 .575	3rd
2022	3-0 1.000	0-0 .000	
TOTAL	162-147-1 .519	82-81 .503	

NOTE - The remainder of the 2020 season was canceled on March 12 due to the COVID19 pandemic.

ALL-TIME WINS LIST

RK	NAME	W-L-T	PCT	YEARS
1	Ron Maestri	543-325-1	.625	16
2	Tom Schwaner	462-373-0	.553	14
3	Blake Dean	159-147-1	.519	6
4	Tom Walter	153-147-0	.510	5
5	Randy Bush	144-145-0	.498	5
6	Bruce Peddie	41-160-0	.204	4
7	Bob Hines	22-44-0	.333	2



NEW ORLEANS BASEBALL

QUICK FACTS

2022 MEDIA INFORMATION

POST GAME INTERVIEWS

New Orleans head coach Blake Dean and requested players will be available to the media after each game following a customary 10-minute cooling down period. The Privateer locker room will not be open to the media. Each visiting team will set its own post-game policy.

INTERVIEW REQUESTS

All New Orleans players and coaches will be available throughout the 2021-2022 season for interviews with members of the media before or after practice and by **APPOINTMENT ONLY** through the Athletic Communications Office. It is important, however, that all requests for interviews be made through the New Orleans Athletic Communications Office and its baseball contact, Emmanuel Pepis, at (504) 813-1827. This policy allows us to arrange a time that will not interfere with a student-athlete's academic schedule, which has top priority. No student-athlete's home phone number or cell phone number will be released to ensure each student-athlete's privacy away from the field.

CREDENTIALS

For a work credential for all home baseball games at Maestri Field, please email Pepis (epemis@uno.edu) with your name and affiliation. Please note: we reserve the right to deny a credential.

SOCIAL MEDIA

The official Privateers baseball accounts will have up to the minute coverage of the team throughout the season. Please contact Pepis if you have any questions.

Facebook /PrivateersBSB
Twitter @PrivateersBSB
Instagram @privateersbsb
YouTube /UNOPrivateers

PHOTOS

All photos will be posted on UNOPrivateers.com. We will not sell photos but all photos will be available by contacting the Athletic Communications office.

PARKING

Parking is free for all UNO baseball games at Maestri Field. Media credentials will serve as parking passes for the stadium's grass covered lot, and the auxiliary lot across the street at the Tennis facility. For media needing special parking accommodations, contact UNO Athletic Communications.

DIRECTIONS TO MAESTRI FIELD

6801 Franklin Ave., New Orleans, La.

>> From the East (Slidell, Mississippi)
Take I-10 West towards New Orleans and take the Franklin Avenue exit (238A). The arena is located on the corner of Franklin Avenue and Lake Pontchartrain.

>> From the West (Metairie, Kenner, Baton Rouge)
Take I-10 East to I-610 towards Slidell. Take the Franklin Avenue exit (4) and turn left at the light. The arena is located on the corner of Franklin Avenue and Lake Pontchartrain.

>> From Downtown New Orleans
Take I-10 East to Slidell and take the Elysian Fields exit (237). Follow Elysian Fields Avenue approximately 4 miles and turn right onto Leon C. Simon Blvd. Follow Leon C. Simon Blvd.

ATHLETIC COMMUNICATIONS

Baseball Contact Emmanuel Pepis
Office Room 208, Human Performance Center
Cell Phone (504) 813-1827
Officer Fax (504) 280-3977
Twitter @UNOPrivateers
Instagram @unoprivateers
Facebook /UNOPrivateers
Website UNOPrivateers.com

CLASSIFICATION & CONFERENCE HISTORY

YEARS	DIVISION	CONFERENCE
1969-1975	Div. II (Small College)	Independent
1975	Div. I	Independent
1976-1979	Div. I	Sun Belt
1980-1987	Div. I	Independent
1988-1991	Div. I	American South
1992-2010	Div. I	Sun Belt
2010-2011	Div. I (trans. to Div. III)	Independent
2011-2012	Div. I (trans. to Div. II)	Independent
2012-2013	Div. I	Independent
2013-Present	Div. I	Southland

NOTES - The Privateers **NEVER OFFICIALLY LEFT DIV. I** during the early 2010s. UNO was an affiliate member of the Gulf South Conference for tennis in 2011-12, and the Southland in 2012-13.

THE UNIVERSITY

Location	New Orleans, Louisiana
Enrollment	9,825
Founded	1958
Nickname	Privateers
Colors	Royal Blue & Silver
Affiliation	NCAA Division I
Conference	Southland
President	Dr. John Nicklow
>> Alma Mater	Bucknell '92

ATHLETIC DEPARTMENT

Vice President for Athletics and Recreation	Tim Duncan
>> Alma Mater	Memphis '92
Athletic Department Address	Human Performance Center 2000 Lakeshore Dr. New Orleans, La. 70148
Athletic Department Phone	(504) 280-6102
Athletic Department Fax	(504) 280-3977

BASEBALL HISTORY

First Season	1970
All-Time Record	1527-1341-2 (.532)
Conf. Season Championships	3
>> American South	2 - 1988, 1990
>> Sun Belt	1 - 2000
>> Southland	None
Conf. Tournament Championships	4
>> American South	1 - 1989
>> Sun Belt	3 - 1978, 1979, 2007
>> Southland	None
College World Series Appearances	2 - 1974 (Div. II), 1984
NCAA Tournament Appearances	16 - 1973, 1974, 1977, 1979, 1980, 1981, 1982, 1984, 1985, 1987, 1989, 1996, 2000, 2007, 2008

MAESTRI FIELD

Year Opened	1979
Capacity	2,705
Dimensions	330 LF, 370 LC, 405 CF, 370 RF, 330 RF
Record	
>> All-Time	TBD
>> Record under Dean	75-50 (.600)

BASEBALL STAFF

Head Coach	Blake Dean	
>> Alma Mater	LSU '10	
>> Record at UNO	159-147-1 (.519)	7th Season
>> Career Record	Same	Same
Assistant Coach	Brett Stewart	7th Season
>> Alma Mater	Appalachian State '09	
Assistant Coach	Dax Norris	1st Season
>> Alma Mater	Alabama '07	
Volunteer Assistant	Ryan Fineman	1st Season
>> Alma Mater	Indiana '19	
Student Manager	Keith Meier	2nd Season
>> Alma Mater	New Orleans '21	

LAST SEASON

Overall Record	29-28 (.509)
Southland Record (Finish)	23-17 (3rd)
Final Ranking	Not Ranked
Postseason	n/a

NOTE The baseball season was cancelled on March 12 due to the COVID19 pandemic.

2021 TEAM INFORMATION

Position Players Returning/Lost	5/9
Pitchers Returning/Lost	13/8
Redshirts Returning	3
Newcomers	21
Fr. / So. / Jr. / Sr. / Grad.	4 / 10 / 18 / 9 / 1



NEW ORLEANS BASEBALL

AROUND THE SOUTHLAND

THROUGH FEB 23

THIS WEEKEND

DATE	GAME	TIME/SCORE
2/25	Hofstra at HBU	12 p.m.
2/25	Northwestern St. at Oklahoma	12 p.m.
2/25	South Dakota St. at UIW	2 p.m.
2/25	Hofstra at HBU	3 p.m.
2/25	UAB at Southeastern	6 p.m.
2/25	Mississippi Valley St. at Nicholls	6 p.m.
2/25	Wichita St. at A&M-Corpus Christi	6 p.m.
2/25	Alcorn St. at McNeese	6 p.m.
2/26	South Dakota St. at UIW	1 p.m.
2/26	Alcorn at McNeese	2 p.m.
2/26	UAB at Southeastern	2 p.m.
2/26	Mississippi Valley St. at Nicholls	3 p.m.
2/26	Alcorn at McNeese	5 p.m.
2/26	Iowa at A&M-Corpus Christi	6 p.m.
2/26	Northwestern St. at Oklahoma	6:30 p.m.
2/27	Hofstra at HBU	12:30 p.m.
2/27	UAB at Southeastern	1 p.m.
2/27	Mississippi Valley St. at Nicholls	1 p.m.
2/27	Alcorn St. at McNeese	1 p.m.
2/27	Pepperdine at A&M-Corpus Christi	3 p.m.
2/27	Northwestern St. at Oklahoma	5:30 p.m.

2022 STANDINGS

SCHOOL	SLC	PCT	OVERALL	PCT	HOME	AWAY	NEUTRAL	STREAK
New Orleans	0-0	0.000	3-0	1.000	3-0	0-0	0-0	W3
A&M-Corpus Christi	0-0	0.000	2-1	0.667	0-0	2-1	0-0	L1
McNeese	0-0	0.000	2-1	0.667	2-1	0-0	0-0	W1
Northwestern State	0-0	0.000	2-1	0.667	2-1	0-0	0-0	W2
Southeastern	0-0	0.000	2-1	0.667	2-1	0-0	0-0	L1
Nicholls	0-0	0.000	1-3	0.250	1-3	0-0	0-0	L1
UIW	0-0	0.000	0-0	0.000	0-0	0-0	0-0	---
HBU	0-0	0.000	0-3	0.000	0-3	0-0	0-0	L3

LEAGUE LEADERS

BATTING

CATEGORY	NAME	SCHOOL	#
Batting Average	Jake Miller	HBU	.583
Slugging Percentage	2 Tied	----	1.000
On-Base Percentage	Anthony Herron Jr.	UNO	.615
Hits	Jake Miller	HBU	7
RBI	Pearce Howard	UNO	6
Home Runs	10 Tied	----	1
Doubles	Daunte Stuart	NWST	3
Triples	7 Tied	----	1
Total Bases	2 Tied	----	11
Runs Scored	Amani Larry	UNO	7
Stolen Bases	4 Tied	----	2

PITCHING

Appearances
Wins
Saves
ERA
Strike Outs
Innings Pitched
Opponent Batting Average

NOTE - Scores listed as away score-home score.

SOUTHLAND PLAYER OF THE WEEK

HITTERS

Week	Name / School	Cl.
1	Jake Miller	Sr.

PITCHERS

Week	Name / School	Cl.
1	Grant Rogers	R-So.

PRESEASON ALL-CONFERENCE

FIRST TEAM

Preston Faulkner*	SLU	1B	Gr.
Daunte Stuart*	NWST	2B	So.
Kasten Furr*	UNO	3B	So.
Evan Keller*	SLU	SS	Gr.
Bryce Grizzafi	SLU	C	Jr.
Tre Obregon III*	MCN	DH	R-Sr.
Tyler Finke*	SLU	OF	Sr.
Payton Harden*	MCN	OF	R-Jr.
Pearce Howard*	UNO	OF	Sr.
Cal Carver*	NWST	SP	Jr.
Brennan Stuprich*	SLU	SP	So.
Hayden Thomas	AMCC	SP	Jr.
Caleb Seroski*	UNO	RP	So.
Josh Caraway	AMCC	U	So.

SECOND TEAM

Brennen Bales	HBU	1B	Jr.
Rhett Rosevear	SLU	2B	So.
Austin Cain*	NICH	3B	Jr.
Grant Smith	UIW	SS	Sr.
Justin Taylor	AMCC	C	Jr.
Anthony Herron Jr.	UNO	DH	Jr.
Christian Garcia	SLU	OF	Jr.
Julian Gonzales	MCN	OF	R-Sr.
Brendan Ryan	AMCC	OF	Jr.
Will Kinzeler	SLU	SP	So.
Donovan Ohnoutka	NWST	SP	Sr.
Jaime Ramirez	AMCC	SP	So.
Drayton Brown	NWST	RP	So.
Nixon Brannan	UIW	U	Jr.



NEW ORLEANS BASEBALL

TOP 25 POLLS

THROUGH FEB 17

D1BASEBALL.COM POLL

#	TEAM	RECORD	PREV
1	Texas	50-17	3
2	Arkansas	50-13	5
3	Vanderbilt	49-18	2
4	Mississippi State	50-18	1
5	Ole Miss	45-22	13
6	Stanford	39-17	8
7	Oklahoma State	36-19	NR
8	LSU	38-25	18
9	Florida	38-22	NR
10	NC State	37-19	4
11	Florida State	31-24	NR
12	East Carolina	44-17	12
13	Notre Dame	34-13	10
14	Texas Tech	39-17	11
15	Arizona	45-18	7
16	Georgia	31-25	NR
17	TCU	41-19	15
18	Oregon State	37-24	NR
19	Tennessee	50-18	6
20	UC Irvine	43-18	21
21	Georgia Tech	31-25	NR
22	DBU	41-18	14
23	Duke	33-22	NR
24	Long Beach State	28-15	NR
25	Miami (Fla.)	33-21	NR

BASEBALL AMERICA POLL

#	TEAM	RECORD	PREV
1.	Arkansas	42-10	1
2.	Vanderbilt	39-13	2
3.	Notre Dame	29-10	3
4.	Texas	40-13	4
5.	Tennessee	42-14	5
6.	Mississippi State	40-13	6
7.	Texas Tech	35-13	7
8.	Arizona	38-14	9
9.	East Carolina	38-13	10
10.	Stanford	30-13	17
11.	Mississippi	37-17	11
12.	Florida	35-19	8
13.	Oregon	35-13	13
14.	UC Irvine	35-16	18
15.	North Carolina State	28-15	24
16.	Charlotte	39-17	16
17.	Florida State	29-20	12
18.	Old Dominion	38-14	20
19.	Nebraska	29-11	NR
20.	Gonzaga	32-15	25
21.	Texas Christian	36-16	14
22.	Louisiana Tech	37-15	15
23.	Southern Mississippi	33-14	22
24.	Miami	32-17	NR
25.	South Carolina	33-20	21

PERFECT GAME POLL

#	TEAM	PREV	RECORD
1	Vanderbilt	2	49-18
2	Texas	3	50-17
3	Stanford	5	39-17
4	LSU	15	38-25
5	Notre Dame	10	34-13
6	Mississippi State	1	50-18
7	North Carolina State	4	37-19
8	TCU	22	41-19
9	Arkansas	9	50-13
10	Ole Miss	11	45-22
11	Georgia Tech	NR	31-25
12	Texas Tech	NR	39-17
13	East Carolina	12	44-17
14	Arizona	8	45-18
15	Florida State	NR	31-24
16	Oklahoma State	NR	36-19-1
17	UCLA	NR	37-20
18	Miami	NR	33-21
19	Oregon	17	39-16
20	UC Irvine	20	43-18
21	Tennessee	7	50-18
22	Nebraska	19	34-14
23	Florida	NR	38-22
24	Long Beach State	NR	28-15
25	Liberty	25	41-16

USA TODAY COACHES POLL

#	TEAM	RECORD	POINTS
1	Texas	0-0	751
2	Vanderbilt	0-0	729
3	Mississippi State	0-0	713
4	Arkansas	0-0	662
5	Stanford	0-0	603
6	Mississippi	0-0	555
7	Louisiana State	0-0	551
8	Oklahoma State	0-0	492
9	North Carolina State	0-0	477
10	Florida	0-0	473
11	Notre Dame	0-0	458
12	Texas Tech	0-0	416
13	East Carolina	0-0	383
14	Florida State	0-0	366
15	Arizona	0-0	351
16	Tennessee	0-0	298
17	Georgia	0-0	271
18	Texas Christian	0-0	237
19	UC Irvine	0-0	163
20	Oregon State	0-0	160
21	Virginia	0-0	159
22	Dallas Baptist	0-0	143
23	Georgia Tech	0-0	139
24	UCLA	0-0	128
25	Duke	0-0	87

COLLEGIATE BASEBALL POLL

#	TEAM	POINTS	LAST WK
1.	Texas	(50-17)	498
2.	Vanderbilt	(49-18)	494
3.	Louisiana St.	(38-25)	491
4.	Texas Tech.	(39-17)	487
5.	Stanford	(39-17)	484
6.	Florida	(38-22)	481
7.	Oklahoma St.	(36-19-1)	480
8.	East Carolina	(44-17)	476
9.	Mississippi St.	(50-18)	474
10.	Notre Dame	(34-13)	473
11.	Georgia Tech.	(31-25)	470
12.	Florida St.	(31-24)	468
13.	Texas Christian	(41-19)	464
14.	U.C. Irvine	(43-18)	462
15.	Louisiana Tech.	(42-20)	461
16.	Central Michigan	(42-18)	458
17.	U.C. Santa Barbara	(41-20)	454
18.	UCLA	(37-20)	453
19.	Mississippi	(45-22)	451
20.	Arkansas	(50-13)	448
21.	Oregon	(39-16)	447
22.	Arizona	(45-18)	445
23.	Miami, Fla.	(33-21)	441
24.	Virginia	(36-27)	438
25.	North Carolina	(28-27)	435

NCBWA POLL

#	TEAM	RECORD	PREV
1.	Arkansas	49-11	1
2.	Texas	45-15	2
3.	Vanderbilt	43-15	4
4.	Tennessee	48-16	3
5.	Arizona	43-15	5
6.	Texas Tech	39-15	7
7.	Notre Dame	33-11	10
8.	Mississippi State	43-15	12
9.	Stanford	36-15	11
10.	East Carolina	44-15	15
11.	Ole Miss	44-20	8
12.	N.C. State	33-17	23
13.	Dallas Baptist	40-16	29
14.	Virginia	33-24	RV
15.	LSU	38-23	RV
16.	USF	31-28	RV
17.	Old Dominion	44-16	14
18.	Nebraska	34-14	20
19.	UC Irvine	43-18	16
20.	Oregon	39-16	9
21.	Louisiana Tech	42-20	17
22.	TCU	41-19	6
23.	Southern Miss	40-21	22
24.	UCLA	37-20	18
25.	Florida	38-22	13
26.	Oregon State	37-24	RV
27.	Fairfield	39-5	30
28.	Oklahoma State	36-19-1	19
29.	Charlotte	40-21	24
30.	UC Santa Barbara	41-20	RV



NEW ORLEANS BASEBALL

THE LAST TIME / NO HITTERS / CYCLES

THE LAST TIME A PRIVATEER...

HIT 2 HOME RUNS IN A GAME:
HIT 3 HOME RUNS IN A GAME:
HIT A GRAND-SLAM:
HIT AN INSIDE THE PARK HOME RUN:
HIT BACK-TO-BACK HOME RUNS:
LED OFF GAME WITH A HOME RUN:
HAD A PINCH HIT HOME RUN:
HIT FOR THE CYCLE:
HAD 6 OR MORE RBI IN A GAME:
HAD 5 HITS IN A GAME:
SCORED 5 OR MORE RUNS:
STOLE 3 OR MORE BASES IN A GAME:
STOLE HOME (NON-DOUBLE STEAL):
HAD 10 TOTAL BASES:
THREW A NO-HITTER:
THREW A SHUTOUT:
THREW A 9-INNING COMPLETE GAME:
THREW A ONE-HITTER:
THREW A TWO-HITTER:
THREW A COMBINED ONE-HITTER:
THREW A COMBINED TWO-HITTER:
THREW A PERFECT GAME:
HAD AT LEAST 12 STRIKEOUTS:
HAD AT LEAST 15 STRIKEOUTS:

Blake Way
 Jay Yaconetti
 Pearce Howard
 Darren Willis
 Luther Woullard/KC Simonich
 Collin Morrill
 J.T. Mauldin
 Owen Magee
 8, Darren Willis
 5, Hezekiah Randolph
 5, Hezekiah Randolph
 3, Jay Robinson
 T.J. Baxter
 13, Luther Woullard
 Tom Lipari
 Chris Turpin
 Chris Turpin

 Chris Turpin (7 innings)
 Bryan Warzek (6.0), Grant Baker (1.0), Connor Kaucic (1.0), Jarred Taylor (1.0)
 Christopher DeMayo (7.2), Matt Gillis (0.1), Orynn Veillon (1.0)
 Joe Housey (7 innings)
 12, Eric Orze
 16, Bryan Warzek

vs. Southeastern 5/28/21
 vs. New Mexico State 4/17/04
 vs. Southeastern 5/28/21
 vs. Sam Houston 4/9/21
 vs. Sam Houston 4/9/21
 vs. HBU 5/12/19
 at Ole Miss 3/20/18
 vs. Nicholls 5/11/18
 vs. Northwestern St. 5/27/21
 at Jackson State 4/20/16
 at Northwestern State 5/19/17
 at Incarnate Word 4/29/17
 vs. Southern 5/1/08
 vs. Southern 2/20/21
 vs. Southern Miss 3/10/01
 vs. Central Arkansas 5/7/21
 vs. HBU 3/12/21

 vs. Central Arkansas 5/7/21
 vs. Alcorn 3/3/17
 vs. Grambling 5/2/17
 vs. Southeastern 4/19/80
 vs. Nicholls 3/7/20
 at Texas A&M-CC 3/30/18

THE LAST TIME THE PRIVATEERS...

SHUT OUT AN OPPONENT:
WERE SHUT OUT:
SWEEP CONFERENCE SERIES:
SWEEP A DOUBLEHEADER:
SWEEP A CONFERENCE DOUBLEHEADER:
WAS SWEEP THREE GAME SERIES:
WAS SWEEP IN THREE GAME CONFERENCE SERIES:
SWEEP AT HOME IN THREE GAME SERIES:
WAS SWEEP IN A DOUBLEHEADER:
WAS SWEEP IN A CONFERENCE DOUBLEHEADER:
SCORED 15 RUNS IN A GAME:
SCORED 20 RUNS IN A GAME:
ALLOWED 15 RUNS IN A GAME:
ALLOWED 20 RUNS IN A GAME:
ALLOWED 30 RUNS IN A GAME:
TURNED A TRIPLE PLAY:

vs. Alabama St. 2/20/22
 vs. McNeese 5/26/21
 vs. HBU 3/12-14
 at UIW 4/17/21
 vs. HBU 3/13/21
 at UIW 3/29-31/19
 at UIW 3/29-31/19
 vs. HBU 5/10-12/19
 vs. McNeese 4/15/18
 vs. McNeese 4/15/18
 17, vs. UConn 2/29/20
 20, vs. Sam Houston 4/10/21
 15, vs. Southeastern 5/28/21
 22, at South Alabama 3/20/19
 31, vs. St John's 2/21/10
 at Oklahoma* 4/21/13

*Line drive to second basemen Zach Pohto caught, thrown to shortstop Zach Liberto covering second, to first basemen Zacary Hawkins.

SINGLE-PITCHER NO HITTERS IN PROGRAM HISTORY

PITCHER	OPPONENT	SCORE	INNINGS	DATE
Stan Schroer	vs. Wisconsin-Stout	9-0	7	4/19/73
Gene Robinson	vs. Louisiana	11-1	7	3/20/76
Gene Robinson	at Lamar	3-0	7	3/19/77
Paul Mancuso	vs. Western Illinois	7-0	7	3/11/80
Joe Housey	vs. Southeastern*	8-0	7	4/19/80
Wally Whitehurst	at ULM	6-0	5	4/1/83
Tony Casas	vs. Southeastern	4-0	7	4/21/83
Darren Langlois	at Nicholl	6-0	7	4/17/93
Tom Lipari	vs. Southern Miss	3-0	9	3/10/01

*at Ray E. Didier Field in Thibodaux, La.

PRIVATEERS THAT HAVE HIT FOR THE CYLE











HITTER	OPPONENT	DATE
Howie Brodsky	vs. Ole Miss	3/7/80
Keith Schmitt	vs. Jackson State	2/14/87
Charlie White	vs. UTRVG	4/23/88
Mac Harer	vs. Little Rock	4/25/98
Johnny Giavotella	vs. Southern	2/13/07
Nolan Church	at Tulane	3/23/10
Owen Magee	vs. Nicholls	3/11/18

BOLD - Denotes happened this season



NEW ORLEANS BASEBALL







BROADCAST ROSTER - HITTERS I

1		TYLER BISCHKE "BISH-KEY" SO INF R-R 5-10 180 PITTSBURGH, PENNSYLVANIA MURRAY STATE COLLEGE AVG GP-GS AB R H 2B 3B HR RBI TB SLG% BB HBP SO GDP OB% SF SH SB-ATT SEASON .333 3-3 9 7 3 0 0 1 5 6 .667 5 1 2 0 .600 0 0 2-3 CAREER .333 3-3 9 7 3 0 0 1 5 6 .667 5 1 2 0 .600 0 0 2-3	NOTES ON BISCHKE » Hit .331 and led Murray State College in runs scored (57) in 2021 » Began collegiate career at Kent State » Played baseball and basketball at Hampton HS » 2-time First Team All-State
3		DRAKE ANGERON "AN-JER-ON" R-JR OF L-R 5-9 175 MORGAN CITY, LA. DODGE CITY CC AVG GP-GS AB R H 2B 3B HR RBI TB SLG% BB HBP SO GDP OB% SF SH SB-ATT SEASON .333 3-3 9 7 3 0 0 1 5 6 .667 5 1 2 0 .600 0 0 2-3 CAREER .333 3-3 9 7 3 0 0 1 5 6 .667 5 1 2 0 .600 0 0 2-3	NOTES ON ANGERON » All-Conference at Dodge City » Hit .370 with 22 stolen bases » First Team All-District and Honorable Mention All-State » Lettered in baseball and football at Central Catholic HS
6		MAX DIAS "DY-AZ" R-FR OF R-R 6-0 215 PORTER, TEXAS PORTER HS AVG GP-GS AB R H 2B 3B HR RBI TB SLG% BB HBP SO GDP OB% SF SH SB-ATT SEASON .333 3-3 9 7 3 0 0 1 5 6 .667 5 1 2 0 .600 0 0 2-3 CAREER .333 3-3 9 7 3 0 0 1 5 6 .667 5 1 2 0 .600 0 0 2-3	NOTES ON DIAS » Did not play in 2021 (injury) » Drove in first run in collegiate career at Southern Miss » 8th ranked OF in Texas according to Perfect Game » Drafted by Houston in 37th round of 2019 Draft
9		AMANI LARRY SO INF R-R 5-11 190 BOSSIER CITY, LA. EAST CENTRAL CC AVG GP-GS AB R H 2B 3B HR RBI TB SLG% BB HBP SO GDP OB% SF SH SB-ATT SEASON .333 3-3 9 7 3 0 0 1 5 6 .667 5 1 2 0 .600 0 0 2-3 CAREER .333 3-3 9 7 3 0 0 1 5 6 .667 5 1 2 0 .600 0 0 2-3	NOTES ON LARRY » First Team All-Conference and All-Region at East Central » .518 on-base percentage in 2021 » Prepped at Parkway HS » 2018 5A All-State First Team » .440 AVG, 11 2B, 9 HR, 34 RBI in '19
10		ISSAC WILLIAMS SO OF R-R 5-11 195 ALEXANDRIA, LOUISIANA TIOGA HS AVG GP-GS AB R H 2B 3B HR RBI TB SLG% BB HBP SO GDP OB% SF SH SB-ATT SEASON .444 3-3 9 3 4 0 1 0 3 6 .667 1 1 5 0 .500 1 0 1-1 CAREER .215 35-30 107 13 23 4 1 0 15 29 .271 18 1 32 2 .328 2 0 3-3	NOTES ON WILLIAMS » 4 doubles, 12 RBI in 2021 » 7-game hitting streak from 3/7-19/21 » First Team All-State, All-District, and All-Central Louisiana » Part of a state championship team in '19
12		JEISSY DE LA CRUZ JR INF S-R 5-10 180 NEW YORK CITY, NEW YORK TALLAHASSEE CC AVG GP-GS AB R H 2B 3B HR RBI TB SLG% BB HBP SO GDP OB% SF SH SB-ATT SEASON .333 3-3 9 7 3 0 0 1 5 6 .667 5 1 2 0 .600 0 0 2-3 CAREER .333 3-3 9 7 3 0 0 1 5 6 .667 5 1 2 0 .600 0 0 2-3	NOTES ON DE LA CRUZ » 30 runs scored in 50 games at Tallahassee CC » Prepped at Ridge Community » MVP and batting champion
13		MIGUEL USECHE "OOH-SE-CHAY" SO C R-R 6-1 200 CARACAS, VENEZUELA COLLEGE OF CENTRAL FLORIDA AVG GP-GS AB R H 2B 3B HR RBI TB SLG% BB HBP SO GDP OB% SF SH SB-ATT SEASON .364 3-3 11 1 4 0 0 0 4 4 .364 1 0 2 0 .385 1 0 0-0 CAREER .364 3-3 11 1 4 0 0 0 4 4 .364 1 0 2 0 .385 1 0 0-0	NOTES ON USECHE » 2nd Team All-Conference at College of Central Florida » Hit .335 with 42 runs scored and 33 RBI » 2-Time First Team All- Sun Sentinel and Miami Herald
17		TRAVIS GOBER "GO-BUR" SO INF L-R 6-3 225 ROCKWALL, TEXAS ROCKWALL HS AVG GP-GS AB R H 2B 3B HR RBI TB SLG% BB HBP SO GDP OB% SF SH SB-ATT SEASON .308 3-3 13 1 4 2 0 0 4 6 .462 0 0 6 0 .308 0 0 0-0 CAREER .281 34-31 114 17 32 6 1 3 21 49 .430 11 1 34 4 .349 0 0 0-0	NOTES ON GOBER » .277 batting average, .426 slugging percentage in '21 » Hit first collegiate grand slam in Southland tournament vs. NWST » 1st Team All-District in 2019 » .369/.509/.773 slash line in senior season
18		KASTEN FURR SO INF R-R 5-10 180 RUSTON, LOUISIANA RUSTON HS AVG GP-GS AB R H 2B 3B HR RBI TB SLG% BB HBP SO GDP OB% SF SH SB-ATT SEASON .357 3-3 14 4 5 2 1 0 0 9 .643 1 0 3 1 .400 0 0 0-0 CAREER .299 70-68 244 57 73 13 1 1 15 91 .373 38 9 44 3 .410 2 10 10-15	NOTES ON FURR » Second Team All-Southland ('21) » Led team in runs (48) and stolen bases (10) » 4-year letter winner at Ruston HS » Was named All-State twice » 4-time All-District selection
19		ANTHONY HERRON, JR. JR INF R-R 6-3 245 CHICAGO, ILLINOIS JOHN A. LOGAN CC AVG GP-GS AB R H 2B 3B HR RBI TB SLG% BB HBP SO GDP OB% SF SH SB-ATT SEASON .500 3-3 8 4 4 1 0 1 3 8 1.000 3 1 0 0 .615 1 0 1-1 CAREER .500 3-3 8 4 4 1 0 1 3 8 1.000 3 1 0 0 .615 1 0 1-1	NOTES ON HERRON » Hit .374 with 17 home runs and 16 doubles at John A. Logan » All-Region selection with Volunteers » Top ranked First Baseman in 2018 » All-State as a junior and senior » Cousin, Noah played in NFL



NEW ORLEANS BASEBALL




BROADCAST ROSTER - HITTERS II

26		ANDREW GUIDRY R-FR C L-R 6-0 198 LAFAYETTE, LOUISIANA ST. THOMAS MORE HS AVG GP-GS AB R H 2B 3B HR RBI TB SLG% BB HBP SO GDP OB% SF SH SB-ATT SEASON CAREER	NOTES ON GUIDRY » Redshirted in 2021 » First Team All-District twice at St. Thomas More » Part of four district championship and three state runner-up teams » .330 batting average with six homers in 2019
29		COLLIN LOUPE "LOOP" FR INF R-R 5-9 175 SLIDELL, LOUISIANA JESUIT HS AVG GP-GS AB R H 2B 3B HR RBI TB SLG% BB HBP SO GDP OB% SF SH SB-ATT SEASON CAREER	NOTES ON LOUPE » 2nd on the squad in hits as a senior at Jesuit HS » All-District, All-Metro and All-Regional selection » Both parents attended UNO
34		JORGE TEJEDA "TUH-HEY-DUH" JR C R-R 5-10 190 VILLA CLARA, CUBA SOUTHWEST MIAMI HS AVG GP-GS AB R H 2B 3B HR RBI TB SLG% BB HBP SO GDP OB% SF SH SB-ATT SEASON .250 3-3 8 4 2 0 0 0 1 2 .250 1 3 1 0 .500 0 0 0-0 CAREER .211 59-40 128 23 27 5 0 2 16 38 .297 16 14 38 1 .358 1 1 2-2	NOTES ON TEJEDA » Hit .318 in 22 ABs in 2020 » Caught 11 of 27 attempted base stealers in 2019 » Earned All-District and All-Dade County at Southwest Miami HS » Became American citizen in March 2020
35		PEARCE HOWARD SR OF L-R 6-4 225 SILVER SPRING, MARYLAND LIBERTY CHRISTIAN ACADEMY AVG GP-GS AB R H 2B 3B HR RBI TB SLG% BB HBP SO GDP OB% SF SH SB-ATT SEASON .300 3-3 10 4 3 1 0 0 6 4 .400 2 1 1 0 .429 1 0 0-1 CAREER .293 188-183 730 135 214 41 3 22 148 327 .448 62 27 100 15 .362 19 0 6-9	NOTES ON HOWARD » 22 career home runs, 40 career doubles » 2nd Team All-Southland in 2021 » Bobby Bragan Award Watch List in Preseason » Participated in first Southland Home Run Derby ('18)
40		MARCO NAVARRO FR INF R-R 6-3 200 MIAMI, FLORIDA SLAM ACADEMY AVG GP-GS AB R H 2B 3B HR RBI TB SLG% BB HBP SO GDP OB% SF SH SB-ATT SEASON CAREER	NOTES ON NAVARRO » 1st Team All-Miami Dade » 2nd Team All-American » Hit .378 with 20 stolen bases in 2021 » .416 on-base percentage in high school career
43		ANDREW DURAN FR UTIL R-R 6-3 225 COVINA, CALIFORNIA CSUN AVG GP-GS AB R H 2B 3B HR RBI TB SLG% BB HBP SO GDP OB% SF SH SB-ATT SEASON CAREER	NOTES ON DURAN » Lettered in football and baseball in HS » 2-time First Team All-League and Area in both sports » Preseason Southland Freshman of the Year (Perfect Game)



NEW ORLEANS BASEBALL













BROADCAST ROSTER - PITCHERS I

2		CALEB SEROSKI "SEH-ROS-KEY" SO RHP 6-0 160 NEW IBERIA, LOUISIANA LSU-EUNICE ERA W-L APP GS CG SHO SV IP H R ER BB SO 2B 3B HR .AVG WP HP BK SFA SHA SEASON 0.00 1-0 1 1 0 0/0 0 4.0 2 0 0 1 7 1 0 0 .133 0 1 0 0 0 CAREER 4.20 4-4 22 0 0 0/0 10 45.0 39 24 21 11 55 7 1 4 .235 6 10 1 3 2	NOTES ON SEROSKI » NCBWA Preseason Stopper of the Year Watch List » 10 saves in 2021 » 2nd Team All-Southland » Threw complete game in state semifinal
4		DYLAN PORTER R-SR RHP 6-1 175 OAKLAND, CALIFORNIA WASHINGTON STATE ERA W-L APP GS CG SHO SV IP H R ER BB SO 2B 3B HR .AVG WP HP BK SFA SHA SEASON 0.00 1-0 1 1 0 0/0 0 4.0 2 0 0 1 7 1 0 0 .133 0 1 0 0 0 CAREER 0.00 1-0 1 1 0 0/0 0 4.0 2 0 0 1 7 1 0 0 .133 0 1 0 0 0	NOTES ON PORTER » Played two years at Santa Barbara City College » 2.93 ERA in 14 appearances in last season at Santa Barbara » 56 Ks in 48.1 innings as a senior at Piedmont
5		MATT BARTHELEMY JR RHP 5-10 165 BELLE CHASSE, LOUISIANA DELGADO CC ERA W-L APP GS CG SHO SV IP H R ER BB SO 2B 3B HR .AVG WP HP BK SFA SHA SEASON 8.03 1-2 12 0 0 0/0 0 12.1 17 11 11 7 15 2 1 1 .321 1 2 0 0 0 CAREER 8.03 1-2 12 0 0 0/0 0 12.1 17 11 11 7 15 2 1 1 .321 1 2 0 0 0	NOTES ON BARTHELEMY » Picked up win in third appearance (vs. HBU) » 3-time District MVP at Belle Chasse HS » 2 saves in 5 appearances in 2020
7		AUSTIN ACREE SO RHP 6-2 210 WEST MONROE, LOUISIANA CLAIBORNE CHRISTIAN HS ERA W-L APP GS CG SHO SV IP H R ER BB SO 2B 3B HR .AVG WP HP BK SFA SHA SEASON 7.63 2-1 7 1 0 0/0 0 15.1 24 17 13 5 9 4 2 2 .387 2 1 0 3 1 CAREER 7.63 2-1 7 1 0 0/0 0 15.1 24 17 13 5 9 4 2 2 .387 2 1 0 3 1	NOTES ON ACREE » 3.0 scoreless IP in Privateer debut » Played baseball & basketball at Claiborne Christian » Part of a state title team in 2018 » Struck out 93 batters in 63 innings in '18
8		TYLER LEBLANC "LE-BLAHN" SO LHP 6-3 190 LAFAYETTE, LOUISIANA LAFAYETTE HS ERA W-L APP GS CG SHO SV IP H R ER BB SO 2B 3B HR .AVG WP HP BK SFA SHA SEASON 7.71 1-0 1 0 0 0/0 0 2.1 3 2 2 2 4 1 0 0 .333 0 1 0 0 0 CAREER 7.59 2-4 11 9 0 0/0 0 32.0 40 33 27 20 27 8 0 4 .308 3 8 0 2 3	NOTES ON LEBLANC » 1st collegiate win vs. Central Arkansas (5/9/21) » All-State and All-District in 2019 » Pitched at Lafayette HS » 66 strikeouts in 57.1 innings in '19 » 5A Louisiana All-Star
11		TOD GAUTHE "GO-TAY" JR RHP 5-10 190 BRUSLY, LOUISIANA STEPHEN F. AUSTIN ERA W-L APP GS CG SHO SV IP H R ER BB SO 2B 3B HR .AVG WP HP BK SFA SHA SEASON 0.00 0-0 1 0 0 0/0 0 1.1 1 0 0 0 2 0 0 0 .200 0 0 0 0 0 CAREER 0.00 0-0 1 0 0 0/0 0 1.1 1 0 0 0 2 0 0 0 .200 0 0 0 0 0	NOTES ON ERBE » 6 saves in 15 appearances at Stephen F. Austin in 2021 » 2018 NJCAA Champion at LSU-Eunice » Played in 2016 LHSAA All-Star Game
15		KYLE KHACHADOURIAN "CATCH-UH-DORIAN" SR LHP 6-0 215 PALM BEACH GARDENS, FLORIDA PASCO-HERNANDO STATE JC ERA W-L APP GS CG SHO SV IP H R ER BB SO 2B 3B HR .AVG WP HP BK SFA SHA SEASON 5.49 2-1 23 8 1 0/2 3 57.1 65 40 35 25 42 10 0 7 .288 7 5 0 3 1 CAREER 5.49 2-1 23 8 1 0/2 3 57.1 65 40 35 25 42 10 0 7 .288 7 5 0 3 1	NOTES ON KHACHADOURIAN » 0 ER in first 5 appearances in '21 » Played 1 year each at Charleston Southern & Pasco-Hernando State » 93 Ks in 91.2 IP at PHSC » First save as Privateer against Nicholls on 3/8/20
16		CONNOR MACIP "MAH-SIP" SO RHP 6-5 225 SCOTT, LOUISIANA TEURLINGS CATHOLIC HS ERA W-L APP GS CG SHO SV IP H R ER BB SO 2B 3B HR .AVG WP HP BK SFA SHA SEASON 4.26 0-0 6 0 0 0/0 0 6.1 7 4 3 8 5 1 0 0 .280 2 0 0 0 0 CAREER 4.26 0-0 6 0 0 0/0 0 6.1 7 4 3 8 5 1 0 0 .280 2 0 0 0 0	NOTES ON MACIP » Prepped at Teurlings Catholic HS » All-District Honorable Mention (2019) » 24-2 K-BB ratio in 30 IP last season » 1-1 with a save in 9 appearances in '20
20		DYLAN CUNNINGHAM SR LHP 6-3 230 ALBANY, LOUISIANA UAB ERA W-L APP GS CG SHO SV IP H R ER BB SO 2B 3B HR .AVG WP HP BK SFA SHA SEASON CAREER	NOTES ON CUNNINGHAM » Transferred from UAB » Threw 18.1 innings and had 14 strikeouts in '21 » 6-2 record with a 3.50 ERA as a sophomore at Coastal Alabama
22		CRISTIAN POCHE "POE-SHAY" R-SO LHP 6-0 185 NEW ORLEANS, LOUISIANA HAYNES ACADEMY ERA W-L APP GS CG SHO SV IP H R ER BB SO 2B 3B HR .AVG WP HP BK SFA SHA SEASON 5.52 2-0 14 2 0 0/1 0 14.2 15 10 9 17 13 0 0 2 .263 4 4 0 0 1 CAREER 5.52 2-0 14 2 0 0/1 0 14.2 15 10 9 17 13 0 0 2 .263 4 4 0 0 1	NOTES ON POCHE » Played baseball, football, and ran track at Haynes Academy » All-District (4x) and All-Metro » 2-0 with 1.00 ERA in 8 appearances in '20
23		COLE PAPLHAM "PAP-LUM" JR RHP 6-4 210 ROUND ROCK, TEXAS ANGELINA JC ERA W-L APP GS CG SHO SV IP H R ER BB SO 2B 3B HR .AVG WP HP BK SFA SHA SEASON 0.00 0-0 1 0 0 0/1 0 1.0 0 0 0 0 1 0 0 0 .000 0 0 0 0 0 CAREER 0.00 0-0 1 0 0 0/1 0 1.0 0 0 0 0 1 0 0 0 .000 0 0 0 0 0	NOTES ON PAPLHAM » Pitched at Lake Land College » 45 strikeouts recorded in 13 appearances » 2-time all-conference selection at Denmark HS
24		JACOB MEAD R-JR RHP 6-4 210 ROUND ROCK, TEXAS ANGELINA JC ERA W-L APP GS CG SHO SV IP H R ER BB SO 2B 3B HR .AVG WP HP BK SFA SHA SEASON CAREER	NOTES ON MEAD » 2nd Team All-Conference in 2019 » 97 Ks in 89.2 IP at Angelina JC » Lettered three years in baseball & basketball at Cedar Ridge HS



NEW ORLEANS BASEBALL

BROADCAST ROSTER - PITCHERS II

25		COLLIN KULIVAN SR RHP 6-4 230 NEW ORLEANS, LOUISIANA DELGADO CC ERA W-L APP GS CG SHO SV IP H R ER BB SO 2B 3B HR .AVG WP HP BK SFA SHA SEASON 0.00 0-0 1 0 0 0/0 0 1.0 0 0 0 0 2 0 0 0 .000 0 0 0 0 0 CAREER 5.08 3-3 31 0 0 0/1 5 44.1 50 27 25 19 39 11 0 2 .278 8 6 0 0 3	NOTES ON KULIVAN » 2-2, 3.55 ERA in 2020 » 4 saves in 2021 » NJCAA Academic All-American at Delgado » Pitched at Jesuit HS
27		BEAU BLANCHARD SO RHP 6-5 200 NEW IBERIA, LOUISIANA LOREAUVILLE HS ERA W-L APP GS CG SHO SV IP H R ER BB SO 2B 3B HR .AVG WP HP BK SFA SHA SEASON 4.50 0-0 1 0 0 0/0 0 2.0 2 1 1 1 2 1 0 0 .333 1 1 0 0 0 CAREER 5.73 0-0 10 1 0 0/0 0 11.0 9 8 7 8 10 2 0 2 .225 4 4 0 0 1	NOTES ON BLANCHARD » Perfect Game All-American Honorable Mention » .206 opponent batting average in 2021 » Honorable Mention-Best of the Teche (2019)
28		NICK MCAULIFFE "MICK-UH-LIF" JR RHP 6-2 217 PHILLIPSBURG, NEW JERSEY MERCER COUNTY CC ERA W-L APP GS CG SHO SV IP H R ER BB SO 2B 3B HR .AVG WP HP BK SFA SHA SEASON CAREER	NOTES ON MCAULIFFE » Pitched at Kutztown » 231 innings pitched in 2019 » 1 win in 2 appearances at Mercer County CC
30		JOSH CEREJO "SUH-RAY-HO" JR RHP 6-4 228 WALNUT CREEK, CALIFORNIA LOS MEDANOS JC ERA W-L APP GS CG SHO SV IP H R ER BB SO 2B 3B HR .AVG WP HP BK SFA SHA SEASON CAREER 3.14 1-1 9 1 0 0/0 0 14.1 12 10 5 12 13 1 0 1 .226 1 2 0 1 0	NOTES ON CEREJO » Picked up first win against AMCC on 4/3 » .226 opponent batting average » 2nd Team All-Conference at Los Medanos » 0.83 ERA-32.2 IP with 39 Ks in '20
31		JOHN GRAY FR RHP 5-10 210 YOUNGSVILLE, LOUISIANA SOUTHSIDE HS ERA W-L APP GS CG SHO SV IP H R ER BB SO 2B 3B HR .AVG WP HP BK SFA SHA SEASON CAREER	NOTES ON GRAY » Pitched at Southside HS » Ranked in the top 20 among all pitchers in Louisiana according to Perfect Game
32		CY FONTENOT "FONT-UH-KNOW" R-FR RHP 6-0 170 ALEXANDRIA, LOUISIANA SOUTHEASTERN ERA W-L APP GS CG SHO SV IP H R ER BB SO 2B 3B HR .AVG WP HP BK SFA SHA SEASON CAREER	NOTES ON FONTENOT » 2-time First Team All-District at Alexandria » Transferred from Southeastern » Perfect Game Top 1000 Player
33		BRANDON MITCHELL JR LHP 6-2 211 HOUSTON, TEXAS ELSIK HS ERA W-L APP GS CG SHO SV IP H R ER BB SO 2B 3B HR .AVG WP HP BK SFA SHA SEASON CAREER 4.46 10-6 36 26 0 0/1 1 151.1 151 83 75 71 119 20 1 12 .259 14 23 2 1 8	NOTES ON MITCHELL » 71.1 IP in 2021 (2nd on team) » Season-high 8 Ks vs. AMCC » Southland Pitcher of the Week in 2019 » 4-year letter winner at Elsik HS in baseball, football, and tennis
36		JACOB LAMKIN R-SO RHP 5-9 180 YOUNGSVILLE, LOUISIANA LOUISIANA ERA W-L APP GS CG SHO SV IP H R ER BB SO 2B 3B HR .AVG WP HP BK SFA SHA SEASON 9.00 0-0 1 0 0 0/0 0 1.0 1 1 1 0 1 0 0 0 .250 0 2 1 0 0 CAREER 5.63 2-1 27 0 0 0/0 1 38.1 32 33 24 21 44 7 1 0 .221 7 8 1 4 1	NOTES ON LAMKIN » 29 strikeouts in 261 innings in 2021 » First career save at Arkansas State (2/23/20) » 13th ranked pitcher in Louisiana according to Perfect Game
39		COLLIN HORTON SO RHP 6-0 210 KELLER, TEXAS ODESSA JC ERA W-L APP GS CG SHO SV IP H R ER BB SO 2B 3B HR .AVG WP HP BK SFA SHA SEASON 0.00 1-0 1 1 0 0/1 0 5.1 2 0 0 3 4 0 0 0 .111 0 0 0 0 0 CAREER 0.00 1-0 1 1 0 0/1 0 5.1 2 0 0 3 4 0 0 0 .111 0 0 0 0 0	NOTES ON HORTON » Pitched at Odessa JC » 3 wins in 13 appearances last season » 55 strikeouts in 56.1 innings pitched last year
44		KEEGAN RICH SO LHP 6-5 225 NEWNAN, GEORGIA ERA W-L APP GS CG SHO SV IP H R ER BB SO 2B 3B HR .AVG WP HP BK SFA SHA SEASON CAREER 0.00 0-0 2 0 0 0/0 0 1.2 2 0 0 1 0 0 0 0 .400 1 1 0 0 0	NOTES ON RICH » Pitched at East Coweta HS » 3-0, 2.03 ERA » 23 Ks in 44 batters faced » Hit .323 and slugged .484
46		CALEB MENINA FR LHP 6-2 225 MORGAN CITY, LOUISIANA ERA W-L APP GS CG SHO SV IP H R ER BB SO 2B 3B HR .AVG WP HP BK SFA SHA SEASON CAREER	NOTES ON MENINA » Pitched at Central Catholic HS » Honorable Mention All-State » Also won District MVP and was named 1st Team All-District
51		JACK WILLIAMS R-SO RHP 6-1 175 CYPRESS, TEXAS ERA W-L APP GS CG SHO SV IP H R ER BB SO 2B 3B HR .AVG WP HP BK SFA SHA SEASON CAREER	NOTES ON WILLIAMS » Won national title at McLennan JC » 1st Team All-District, 2nd Team Academic All-State » Graduated Magna Cum Laude from Cypress Woods HS



NEW ORLEANS BASEBALL

PHOTO ROSTER



1

TYLER BISCHKE
SOPHOMORE INF
5-10 | 180 | Pittsburgh, Pa.



2

CALEB SEROSKI
SOPHOMORE RHP
6-0 | 160 | New Iberia, La.



3

DRAKE ANGERON
R-JUNIOR OF
5-9 | 175 | Morgan City, La.



4

DYLAN PORTER
R-SENIOR RHP
6-11 | 175 | Oakland, Calif.



5

MATT BARTHELEMY
JUNIOR RHP
5-10 | 165 | Belle Chase, La.



6

MAX DIAS
RS-FRESHMAN INF
6-0 | 215 | Porter, Texas



7

AUSTIN ACREE
SENIOR RHP
6-0 | 175 | Belle Chase, La.



8

TYLER LeBLANC
SOPHOMORE LHP
6-3 | 190 | Lafayette, La.



9

AMANI LARRY
SOPHOMORE INF
5-11 | 190 | Bossier City, La.



10

ISSAC WILLIAMS
SOPHOMORE OF
5-11 | 175 | Alexandria, La.



11

TOD GAUTHE
JUNIOR RHP
5-10 | 190 | Brusly, La.



12

JEISSY DE LA CRUZ
JUNIOR INF
5-10 | 180 | New York, N.Y.



13

MIGUEL USECHE
SOPHOMORE C
6-11 | 200 | Caracas, Venezuela



15

KYLE KHACHADOURIAN
SENIOR LHP
6-0 | 215 | Palm Beach Gardens, Fla.



16

CONNOR MACIP
SOPHOMORE RHP
6-5 | 225 | Scott, La.



17

TRAVIS GOBER
SOPHOMORE INF
6-3 | 225 | Rockwall, Texas



18

KASTEN FURR
FRESHMAN INF
5-9 | 180 | Ruston, La.




19

ANTHONY HERRON, JR.
JUNIOR INF
6-3 | 245 | Chicago, Ill.




20

DYLAN CUNNINGHAM
SENIOR LHP
6-3 | 230 | Albany, La.



22

CRISTIAN POCHE
R-SOPHOMORE LHP
6-0 | 185 | New Orleans, La.



23

COLE PAPLHAM
SOPHOMORE RHP
6-3 | 215 | Denmark, Wisc.



24

JACOB MEAD
R-JUNIOR RHP
6-4 | 220 | Round Rock, Texas



25

COLLIN KULIVAN
GRAD STUDENT RHP
6-4 | 230 | New Orleans, La.



26

ANDREW GUIDRY
R-FRESHMAN C
6-0 | 198 | Lafayette, La.



27

BEAU BLANCHARD
SOPHOMORE RHP
6-6 | 200 | New Iberia, La.



28

NICK MCAULIFFE
JUNIOR RHP
6-2 | 217 | Phillipsburg, N.J.




29

COLLIN LOUPE
FRESHMAN INF
5-9 | 175 | Slidell, La.



30

JOSH CEREJO
JUNIOR RHP
6-4 | 228 | Walnut Creek, Calif.



31

JOHN GRAY
SOPHOMORE RHP
5-10 | 210 | Youngsville, La.



32

CY FONTENOT
R-FRESHMAN RHP
6-0 | 170 | Alexandria, La.



33

BRANDON MITCHELL
JUNIOR LHP
6-2 | 211 | Houston, Texas



34

JORGE TEJEDA
JUNIOR C
5-10 | 190 | Villa Clara, Cuba



35

PEARCE HOWARD
SENIOR OF
6-4 | 225 | Silver Spring, Md.



36

JACOB LAMKIN
R-SOPHOMORE RHP
5-9 | 180 | Youngsville, La.



37

RYAN DELORBE
SOPHOMORE LHP
5-10 | 185 | Bronx, N.Y.



39

COLLIN HORTON
SOPHOMORE RHP
6-0 | 210 | Keller, Texas



40

MARCO NAVARRO
FRESHMAN INF
6-3 | 200 | Miami, Fla.



43

ANDREW DURAN
FRESHMAN LHP
6-3 | 225 | Newnan, Ga.



44

KEEGAN RICH
SOPHOMORE LHP
6-5 | 225 | Newnan, Ga.



46

CALEB MENINA
SOPHOMORE LHP
6-2 | 225 | Morgan City, La.



51

JACK WILLIAMS
R-SOPHOMORE LHP
6-1 | 175 | Cypress, Texas

NOT PLAYING THIS SEASON
Brad Randazzo, Thomas Amador,
Justus Agosto, Connor Handy, Jace
Phelan, Trey Usey



BLAKE DEAN
HEAD COACH
LSU '10 | 7th Season



BRETT STEWART
ASSISTANT COACH
Appalachian State '09 | 7th Season



DAX NORRIS
ASSISTANT COACH
Alabama '07 | 1st Season



RYAN FINEMAN
VOLUNTEER COACH
Indiana '19 | 1st Season



KEITH MEIER
STUDENT ASSISTANT
New Orleans '21 | 2nd Season



KESHIA WILLIAMS
HEAD ATHLETIC TRAINER
Ashland '12