

MISSOURI STATE

5 NCAA College World Series Appearances • 18 Regional Berths • 42 All-Americans • 22 Major Leaguers

Ben Adamson, MSU Athletics Communications (Primary Contact) | O: (417) 836-4584 | BenAdamson@MissouriState.edu | MissouriStateBears.com | @MSUBearBaseball | MSUBearsBaseball

2022 SCHEDULE

February (3-4)

18	at Central Arkansas	L, 4-7
19	at Central Arkansas	W, 11-2
20	at Central Arkansas	W, 19-2
22	at Oral Roberts	L, 5-6
26	Cal Poly*	L, 1-5
27	Cal Poly*	W, 8-5
27	Cal Poly*	L, 12-14

March (0-0)

2	at Kansas (ESPN+)	3:00 p.m.
4	INDIANA (ESPN+)	3:00 p.m.
5	INDIANA (ESPN+)	2:00 p.m.
6	INDIANA	1:00 p.m.
8	at Oklahoma State (ESPN+)	4:00 p.m.
11	ARKANSAS STATE (ESPN3)	3:00 p.m.
12	ARKANSAS STATE (ESPN3)	2:00 p.m.
13	ARKANSAS STATE	1:00 p.m.
16	KANSAS	3:00 p.m.
18	SOUTHEAST MISSOURI STATE (ESPN3)	3:00 p.m.
19	SOUTHEAST MISSOURI STATE	2:00 p.m.
20	SOUTHEAST MISSOURI STATE	1:00 p.m.
22	SAINT LOUIS	3:00 p.m.
25	NEVADA (ESPN+)	3:00 p.m.
26	NEVADA	2:00 p.m.
27	NEVADA	1:00 p.m.
29	at Wichita State (ESPN+)	6:00 p.m.

April (0-0)

1	at Samford (ESPN+)	6:00 p.m.
2	at Samford (ESPN+)	2:00 p.m.
3	at Samford (ESPN+)	12:00 p.m.
8	at Dallas Baptist*	6:30 p.m.
9	at Dallas Baptist*	2:00 p.m.
10	at Dallas Baptist*	1:00 p.m.
12	ORAL ROBERTS (ESPN+)	6:30 p.m.
15	EVANSVILLE* (ESPN3)	6:30 p.m.
16	EVANSVILLE* (ESPN3)	2:00 p.m.
17	EVANSVILLE* (ESPN3)	1:00 p.m.
19	at Missouri	6:30 p.m.
22	at Valparaiso* (ESPN3)	3:00 p.m.
23	at Valparaiso* (ESPN3)	1:00 p.m.
24	at Valparaiso* (ESPN3)	1:00 p.m.
26	MISSOURI (ESPN+)	6:30 p.m.
29	at Indiana State* (ESPN3)	5:30 p.m.
30	at Indiana State* (ESPN3)	1:00 p.m.

May (0-0)

1	at Indiana State* (ESPN3)	12:00 p.m.
3	at Arkansas	6:30 p.m.
6	SOUTHERN ILLINOIS* (ESPN3)	11:00 a.m.
7	SOUTHERN ILLINOIS* (ESPN3)	11:00 a.m.
8	SOUTHERN ILLINOIS* (ESPN3)	11:00 a.m.
10	at Southeast Missouri State	5:00 p.m.
13	ILLINOIS STATE* (ESPN3)	11:00 a.m.
14	ILLINOIS STATE* (ESPN3)	11:00 a.m.
15	ILLINOIS STATE* (ESPN3)	11:00 a.m.
19	at Bradley* (ESPN+)	6:00 p.m.
20	at Bradley* (ESPN3)	6:00 p.m.
21	at Bradley* (ESPN3)	2:00 p.m.
24-28	MVC Baseball Championship# (ESPN+)	TBA

Home games played at Hammons Field in **BOLD CAPS**

* Played in Arlington, Texas

MVC game

MVC Tournament at Hammons Field (Springfield, Mo.)

ESPN3+ indicates a Valley on ESPN production available on ESPN.com/Watch and the ESPN App



MISSOURI STATE BEARS (3-4)

Conference.....Missouri Valley
Head Coach.....Keith Guttin
Alma Mater.....Missouri-St. Louis
Career Record.....1,312-847 (40th year)
Record at MSU.....same

STARTING 9

- Missouri State completes its opening eight-game road swing at Wednesday at Kansas before heading home for 15 of 16 games at Hammons Field, starting with a March 4-6 series against Indiana.
- Through seven games this season, the Bears have collected 33 extra base hits, with 19 doubles, four triples and 10 home runs. Missouri State is slugging .532, improving significantly on last year's .368 figure, and averages 4.71 extra-base hits per contest, which is more than double its 2021 rate. The Bears rank 15th nationally in triples and 22nd in both homers and doubles, all good for 18th in slugging.
- Several MSU players rank among the NCAA statistical leaders, including Will Duff (9th with 5 doubles), Drake Baldwin (27th with 13 hits), Mason Hull (8th with 4 home runs; 10th with 14 RBI; 20th with 25 total bases).
- MSU has a pair of preseason all-Missouri Valley Conference players this season in junior catcher Drake Baldwin and senior reliever Trey Ziegenbein. Baldwin put together a 21-game hit streak last season - sixth-best in school history - on the way to second-team all-Valley honors, while Ziegenbein was a first-teamer after going 8-2 overall and 6-1 with a 2.22 ERA in league games.
- The Bears return seven of nine position starters and more than two-thirds of their offensive production from last season while adding 18 newcomers to the roster. Missouri State set a school record with a .978 fielding percentage last year, with MVC all-Defensive Team members Mason Hull and Grant Wood back on the infield to give the Bears four returning all-conference players.
- Missouri State and Kansas are tied 31-31 in 62 all-time meetings. The Bears are 13-18 against KU in Lawrence. MSU has never played Indiana in baseball. The Bears are 61-35 against current Big Ten Conference membership.
- The Bears have been victorious the last 14 times they have scored in the first inning. The last loss after plating a run in the opening frame came on March 1, 2020 at Rice.
- Head coach Keith Guttin picked up his 1,300th career victory on April 13, 2021 at Missouri. Guttin's troops beat the Tigers 7-5 in Columbia, and the 40th-year coach currently ranks third among active coaches and tied for 18th overall with 1,312 career wins.
- The Bears had six victories last season in their final at bat, and one so far this year (Will Duff RBI triple in the bottom of the 8th vs. Cal Poly. Mason Hull had three walk-off hits last season and four in his career. Five of Missouri State's last eight home victories have been of the walk-off variety.

AROUND THE HORN

Pos.	Player	Ht.	Wt.	Class	B/T	G/GS	BA	HR/RBI	Notes
C	Drake Baldwin	6-1	225	Jr.	L/R	7/7	.464	1/4	Preseason all-MVC
3B	Grant Wood	5-11	195	Sr.	R/R	7/7	.393	0/5	Started all 67 games of career
2B	Mason Hull	6-0	195	Sr.	R/R	7/7	.313	4/14	MVC leader in HR, RBI
1B/DH	Jaden Rolfs	6-2	210	Sr.	R/R	6/3	.176	0/2	Team leader in HR, RBI in 2021
1B	Mason Greer	6-0	205	Jr.	S/R	7/6	.286	1/4	Four extra-base hits
SS	Will Duff	5-11	195	Jr.	R/R	7/7	.462	0/5	Reached in all 7 games
OF	Dakota Katowski	6-5	245	Sr.	R/R	7/7	.286	3/7	23 career home runs
OF	Spencer Nivens	5-11	185	R/Fr.	L/R	7/7	.357	1/9	MVC leader with 8 BB
OF	Hayden Moore	5-11	165	Fr.	S/R	7/6	.211	0/1	3rd in MVC with 7 BB
DH/OF	Cam Cratic	6-0	195	Sr.	L/L	7/6	.240	0/5	Reached safely in 37 of last 44 games

Pos.	Pitcher	Ht.	Wt.	Class	B/T	G/GS	W-L	Sv	IP	H	K/BB	ERA
RHP	Adam Link	6-1	200	Sr.	R/R	2/2	1-1	0	11.0	16	8/3	4.91
RHP	Jared Viertel	6-4	190	Sr.	R/R	2/2	0-0	0	7.1	8	4/4	4.91
RHP	Dan Merrill	6-5	215	Jr.	R/R	2/2	1-1	0	7.2	11	7/4	7.04
RHP	Forrest Barnes	6-0	200	Sr.	R/R	2/0	0-1	0	6.2	4	5/5	4.05
RHP	Trey Ziegenbein	6-3	165	Sr.	R/R	3/0	1-1	0	6.0	8	3/2	1.50
RHP	Riyan Rodriguez	6-3	210	Sr.	R/R	3/0	0-0	0	6.0	4	4/2	4.50
LHP	Reece Lang	6-3	190	Jr.	R/L	2/1	0-0	0	6.0	7	6/0	4.50

MISSOURI STATE BASEBALL

MISSOURI STATE at KANSAS - March 2, 2022 - Lawrence, Kan. | INDIANA at MISSOURI STATE - March 4-6, 2022 - Springfield, Mo.

MISSOURI STATE QUICK FACTS

Founded	1905
Location	Springfield, Mo.
Address	901 S. National Ave.
.....	Springfield, MO 65897
Web Site	MissouriState.edu
Switchboard	(417) 836-5000
President	Cliff Smart
Enrollment	23,618 (Fall 2021)
Nickname	Bears
School Colors	Maroon and White
National Affiliation	NCAA Division I
Conference	Missouri Valley Conference
Director of Athletics	Kyle Moats
Faculty Athletics Representative	James Hutter
Tickets	(417) 836-7678, (888) 476-7849
.....	MissouriStateBears.com/Tickets

Stadium

Home Facility	Hammons Field
Opened	2004
Capacity	8,000
Surface	Natural Grass
Dimensions	LF-315/LC-365/CF-400/RC-365/RF-330
Press Box Phone	(417) 832-3029

Baseball Staff

Head Coach	Keith Guttin
.....	(Missouri-St. Louis, '78)
MSU Record	1,312-847
.....	(40th year at MSU)
Overall Record	1,312-847
.....	(40th year overall)
Assistant Coach	Paul Evans
.....	(Southern Illinois, '81)
Assistant Coach	Joey Hawkins
.....	(Missouri State, '15)
Director of Player Development	Nick Petree
Volunteer	Jeremy Cologna
Graduate Manager	Trevor Cho
Graduate Manager	Cameron Witt
Director of Video Operations	Brady Thiesen
Athletic Trainer	Jim Penkalski
Strength & Conditioning	Chase Barber

Team Information

2021 Overall Record	21-23
2021 Conference Record	11-13
Postseason	Opening round, MVC Tournament
Letterwinners Returning/Lost	11/15
Starters Returning/Lost	7/2
Pitchers Returning/Lost	4/13
Newcomers	18

History

First Season of Competition	1964
All-Time Record	1,706-1,077-1
NCAA Tournament Appearances	11
.....	(1987-1995-1996-1997-1999-2002-2003-2012-2015-2017-2018)
NCAA Division I Tournament Record	22-24
Last NCAA Appearance	2018
College World Series Appearance (Year)	1 (2003)

Athletics Communications

Office	(417) 836-5402
Assistant A.D. for Communications	Rick Kindhart
Assistant Director (Baseball SID)	Ben Adamson
Direct Line	(417) 836-4584
Cell Phone	(405) 742-7585
E-Mail	BenAdamsons@MissouriState.edu
Assistant Director	Megan Fisher
Graduate Assistant	Hunter Corneliusen
Graduate Assistant	Grace Harmon
MSU Athletics Web Site	MissouriStateBears.com
Facebook	MSUBearsBaseball
Twitter/Instagram	@MSUBearBaseball

LEADING OFF

The Missouri State Bears (3-4) conclude their season-opening eight-game road swing Wednesday with a 3 p.m. contest at Kansas (3-3) before hosting Indiana (1-5) March 4-6 in a three-game series at Hammons Field.

The Indiana series begins a stretch in which the Bears will play 15 of 16 games at home between March 4 and 27.

SERIES HISTORIES

Missouri State and Kansas are tied 31-31 in 62 all-time meetings. The Bears are 13-18 against KU in Lawrence.

Missouri State has never played Indiana in baseball. The Bears are 61-35 against current Big Ten Conference membership.

ROAD TO SUCCESS

MSU has proven to be hard to stop on the road over the past seven-plus seasons, logging a 92-74 (.554) record in such contests. Including their 26-15 record in neutral-field games over the same stretch, the Bears have gone 118-90 (.567) away from Hammons Field since the start of the 2015 season.

The Bears have several high road win totals in recent years, logging 19 road wins in 2017 and a program-record 21 wins in 27 road contests in 2015. Coupled with their 9-3 record in neutral field contests in 2015, the Bears' total of 30 wins away from home was second only to national champion Virginia in the Division I ranks. The Bears also posted the longest road win streak in Division I baseball in 2015, claiming 11-straight victories from March 15 to April 25.

VALLEY FORECAST

Missouri State is picked to finish sixth in the Missouri Valley Conference this season, with junior catcher and senior reliever earning spots on the preseason all-Valley squad. The Bears have finished in the top half of the standings 23 times in 31 MVC seasons, with recent regular season titles in 2015, 2017 and 2018.

2021 Valley champion DBU is the unanimous favorite to win the league, followed by Indiana State, Illinois State and Southern Illinois tied for third, Bradley, Missouri State, Evansville and Valparaiso.

ALL-VALLEY BEARS

The Bears' roster features six players who have earned all-Missouri Valley Conference honors during their respective careers, with two of those - Ty Buckner and Dakota Kotowski - who were *Collegiate Baseball Freshman All-America* picks. Buckner was a second-team all-Valley choice in 2018, and Kotowski earned first team and Freshman of the Year honors in 2019.

Trey Ziegenbein was a first-team selection in 2021, and Drake Baldwin made the second team last season.

Mason Hull and Grant Wood made the MVC All-Defensive Team in 2021. Additionally, Wood was the Ohio Valley Freshman of the Year in 2018 at Murray State.

IN RARE COMPANY

With Missouri State's 7-5 win at Missouri at April 13, 2021, Bears head coach Keith Guttin reached 1,300 career victories and now sits at 19th place on the NCAA's Division I career coaching wins list.

With a career record of 1,312-847 (.608), Guttin ranks third among active coaches (full list on page 4). Guttin is the second-winningest coach in MVC history.

Of the top 20 in all-time victories, 10, including Guttin, have spent their entire coaching career at one institution.

NON-CON DOMINATION

MSU has been solid against non-conference competition over the last seven-plus seasons, compiling an 116-80 (.592) record in regular-season games versus non-league foes since the start of the 2015 season. The Bears have won 49 of their last 74 regular-season non-conference home games.

SERIES HISTORIES

All-Time Record vs. Kansas	31-31
Home	18-13
Road	13-18
Neutral	0-0
Current Streak	L4
Last 10 Meetings	3-7
Keith Guttin vs. Kansas	31-31
All-Time Record vs. Indiana	0-0
Home	0-0
Road	0-0
Neutral	0-0
Current Streak	NA
Last 10 Meetings	NA
Keith Guttin vs. Indiana	0-0

MISSOURI STATE BASEBALL

MISSOURI STATE at KANSAS - March 2, 2022 - Lawrence, Kan. | INDIANA at MISSOURI STATE - March 4-6, 2022 - Springfield, Mo.

2022 MVC STANDINGS (Feb. 28)

Team	Overall	Pct.	MVC	Pct.
Southern Illinois	6-1	.857	0-0	.000
Indiana State	5-2	.714	0-0	.000
Illinois State	4-2	.667	0-0	.000
Valparaiso	3-2	.600	0-0	.000
DBU	4-3	.571	0-0	.000
Bradley	3-3	.500	0-0	.000
Missouri State	3-4	.429	0-0	.000
Evansville	1-6	.143	0-0	.000

THIS WEEK IN THE VALLEY

Monday, Feb. 28

Southern Illinois 8 vs. Central Arkansas 4

Tuesday, March 1

Texas Tech at DBU, 2 p.m.

Western Illinois at Southern Illinois, 3 p.m.

Wednesday, March 2

Missouri State at Kansas, 3 p.m.

Evansville at Kentucky, 4 p.m.

Friday, March 4

Indiana at Missouri State, 3 p.m.

Bradley at Southeast Missouri State, 3 p.m.

Southern Illinois at Little Rock, 3 p.m.

Indiana State at East Carolina, 3:30 p.m.

Valparaiso at Omaha, 4 p.m.

Illinois State at Arkansas State, 4 p.m.

UIC at Evansville, 4 p.m.

DBU at San Diego, 8 p.m.

Saturday, March 5

Indiana at Missouri State, 2 p.m.

Indiana State vs. Maryland, 11 a.m.

Valparaiso at Omaha, 12 p.m. (DH)

Ohio at Evansville, 12 p.m.

UIC at Evansville, 4 p.m.

Bradley at Southeast Missouri State, 2 p.m.

Southern Illinois at Little Rock, 2 p.m.

Illinois State at Arkansas State, 2 p.m.

DBU at San Diego, 7 p.m.

Sunday, March 6

Indiana at Missouri State, 1 p.m.

Indiana State vs. Michigan, 10 a.m.

Bradley at Southeast Missouri State, 1 p.m.

Ohio at Evansville, 1 p.m.

Southern Illinois at Little Rock, 1 p.m.

Illinois State at Arkansas State, 1 p.m.

Valparaiso at Omaha, 1 p.m.

DBU at San Diego, 2 p.m.

MVC PRESEASON POLL

No.	Team (First-place votes)	Points
1.	DBU (8)	64
2.	Indiana State	46
3.	Illinois State	39
	Southern Illinois	39
5.	Bradley	34
6.	Missouri State	32
7.	Evansville	19
8.	Valparaiso	15

PRESEASON ALL-MVC TEAM

Pos.	Player	Team
1B	Jake McCaw (tie)	Illinois State
	Connor O'Brien	Bradley
2B	Cody Cleveland	Southern Illinois
3B	Andrew Benefield	DBU
SS	Jordan Schaffer	Indiana State
C	Drake Baldwin	Missouri State
OF	Jace Grady	DBU
OF	Ryan Cermak	Illinois State
OF	J.T. Weber	Southern Illinois
SP	Luke Eldred	DBU
SP	Shane Gray	Evansville
RP	Peyton Sherlin	DBU
RP	Trey Ziegenbein	Missouri State

CARDIAC CUBS

Missouri State has two come-from-behind victories in 2022, the largest a rally from 5-0 down to beat Cal Poly on Feb. 27. MSU has 106 comeback wins since the start of the 2015 season.

The Bears have rallied from at least a seven-run deficit twice in that span, erasing an 8-1 deficit to win 10-9 at Evansville on May 11, 2019, and wiping out an 8-0, seventh-inning deficit by scoring seven times in the seventh, three more in the eighth and one in the ninth to beat Oklahoma 11-8 on March 15, 2019.

BEARS IN THE PRO RANKS

Missouri State has had 19 players selected in the first 12 rounds of the Major League Baseball First-Year Player Draft since 2010. In 2021, Jake Burger and Dylan Coleman became the 21st and 22nd Bears to play in the Major Leagues, and joined Ross Detwiler, Pierce Johnson, Mike Kickham and Luke Voit as MSU alums appearing in the big leagues in 2021.

Overall, the Bears have produced 147 players who have gone on to sign professional contracts over their 58 years as a varsity program, including 130 during Keith Guttin's 40-year tenure as head coach.

HALL OF FAMERS

MSU head coach Keith Guttin and assistant coach Paul Evans are both members of the Missouri Sports Hall of Fame. Guttin was enshrined in 2015, while Evans went in as a member of the Class of 2021.

The Bears' Director of Player Development, Nick Petree, went in the MSU Athletics Hall of Fame in February 2022. Petree pitched for Missouri State from 2011-13 and was the Collegiate Baseball Louisville Slugger National Player of the Year in 2012.

BEARS ON RADIO

Missouri State baseball will be broadcast primarily on KBFL-FM 96.9 and 99.9 and KBFL-AM 1060 during the season. Visit the baseball schedule page at MissouriStateBears.com for station assignments. All games will be available for streaming through the Varsity Network app.

THE VALLEY ON ESPN

The Valley on ESPN, part of the Missouri Valley Conference's media rights agreement with ESPN, will feature most MSU home games, road conference contests, and the MVC Tournament, with production done by home institutions. Select games are produced for the MVC's exclusive ESPN package. Games can be viewed on ESPN3 or ESPN+ and the ESPN app.

2022 AWARDS & HONORS

Drake Baldwin

- Preseason All-MVC

Mason Hull

- MVC Player of the Week (Feb. 21)

Trey Ziegenbein

- Preseason All-MVC

MISSOURI STATE BASEBALL

MISSOURI STATE at KANSAS - March 2, 2022 - Lawrence, Kan. | INDIANA at MISSOURI STATE - March 4-6, 2022 - Springfield, Mo.

2022 MULTI-HIT GAMES

Name	2	3	4	5+	Total
Drake Baldwin	4	1	0	0	5
Will Duff	4	1	0	0	5
Mason Hull	2	2	0	0	4
Spencer Nivens	2	0	1	0	3
Mason Greer	2	1	0	0	3
Dakota Kotowski	1	1	0	0	2
Grant Wood	0	2	0	0	2
Hayden Moore	0	1	0	0	1
Jaden Rolffs	0	1	0	0	1
Team	16	10	1	0	27

CAREER MULTI-HIT GAMES

Name	2	3	4	5+	Total
Drake Baldwin	22	1	0	0	23
Dakota Kotowski	14	6	0	0	20
Mason Hull	16	3	1	0	20
Cam Cratic	8	4	0	0	12
Grant Wood	9	3	0	0	12
Jaden Rolffs	4	2	0	0	6
Walker Jenkins	4	1	0	0	5
Spencer Nivens	2	0	1	0	3
Will Duff	4	1	0	0	5
Mason Greer	2	1	0	0	3
Hayden Moore	0	1	0	0	1
Team	86	23	2	0	111

2022 MULTI-RBI GAMES

Name	2	3	4	5+	Total
Mason Hull	0	0	1	2	3
Dakota Kotowski	1	1	0	0	2
Cam Cratic	1	1	0	0	2
Spencer Nivens	0	0	0	1	1
Grant Wood	0	0	1	0	1
Will Duff	0	1	0	0	1
Team	2	3	2	3	10

CAREER MULTI-RBI GAMES

Name	2	3	4	5+	Total
Dakota Kotowski	13	5	2	0	20
Mason Hull	2	3	3	3	11
Drake Baldwin	4	1	1	1	7
Jaden Rolffs	4	2	1	0	7
Grant Wood	3	2	2	0	7
Cam Cratic	4	2	0	0	6
Walker Jenkins	2	0	0	0	2
Spencer Nivens	0	0	0	1	1
Will Duff	0	1	0	0	1
Team	32	16	9	5	57

MSU HIT STREAKS

Player	Current	2022	Career
Drake Baldwin	8	7	21
Grant Wood	7	7	9
Will Duff	4	4	4
Spencer Nivens	2	3	3
Cam Cratic	2	3	7
Hayden Moore	0	2	2
Mason Greer	0	2	2
Mason Hull	2	2	7
Dakota Kotowski	2	2	12
Jaden Rolffs	0	1	7
Walker Jenkins	1	1	5

REACHED BASE STREAKS

Player	Current	2022	Career
Drake Baldwin	8	7	21
Will Duff	7	7	7
Grant Wood	7	7	10
Hayden Moore	0	4	4
Spencer Nivens	2	4	4
Cam Cratic	2	3	17
Mason Hull	2	2	11
Dakota Kotowski	2	2	20
Jaden Rolffs	0	2	7
Mason Greer	0	2	2
Walker Jenkins	2	2	6
Carlos Vasquez	1	1	1
Drew Townsend	1	1	1
Anthony Socci	1	1	1

CAREER GAME-WINNING RBIS

Player	'19	'20	'21	'22	Total
Mason Hull	3	1	3	1	8
Dakota Kotowski	3	2	1	-	6
Drake Baldwin	-	2	2	-	4
Cam Cratic	-	-	3	1	4
Jaden Rolffs	-	-	3	-	3
Grant Wood	-	1	0	-	1
Walker Jenkins	-	-	1	-	1
Will Duff	-	-	-	1	1
Team	6	6	13	3	28

NCAA DIVISION I WINNINGEST ACTIVE COACHES

No.	Coach (School)	W-L-T
1	John Anderson (Minnesota)	1,333-934-3
2	Danny Hall (Georgia Tech)	1,319-699-1
3	Keith Guttin (Missouri State)	1,312-847-0
4	Gary Gilmore (Coastal Carolina)	1,260-634-4
5	Elliott Avent (NC State)	1,158-763-0
6	Dave Van Horn (Arkansas)	1,125-572-0
7	Rich Hill (Hawaii)	1,082-742-4
8	Bill Brown (George Mason)	1,063-1,027-7
9	Paul Kostacopoulos (Navy)	989-652-7
10	Steve Owens (Rutgers)	946-515-3

*Totals through Feb. 27, 2022

NCAA DIVISION I WINNINGEST ALL-TIME COACHES

No.	Coach (School)	W-L-T
1	Mike Martin (Florida State)	2,029-736-4
2	Augie Garrido (5 schools, last Texas)	1,975-951-9
3	Gene Stephenson (Wichita State)	1,768-675-3
4	Mark Marquess (Stanford)	1,627-597-7
5	Jim Morris (GT, Miami)	1,594-716-4
6	Larry Hays (Lubbock Chr., Texas Tech)	1,508-680-4
7	Paul Mainieri (LSU)	1,505-777-7
8	Mike Fox (NC Wesleyan, N. Carolina)	1,487-547-5
9	Chuck Hartman (High Point, VT)	1,444-816-8
10	Cliff Gustafson (Texas)	1,427-373-2
11	Ron Polk (3 schools, last MS State)	1,373-702-2
12	Jim Gilligan (Western NM, Lamar)	1,353-895-7
13	Rod Dedeaux (Southern Cal)	1,342-597-16
14	John Anderson (Minnesota)	1,333-934-3
15	Jack Leggett (3 schools, last Clemson)	1,332-770-1
16	Larry Cochell (7 schools, last Oklahoma)	1,331-813-3
17	Danny Hall (Georgia Tech)	1,319-699-1
18	Keith Guttin (Missouri State)	1,312-847-0
19	Pete Dunn (Stetson)	1,312-887-3
20	Bob Bennett (Fresno State)	1,300-757-8

*Totals through Feb. 27, 2022; active coaches in *italics*

GUTTIN'S MILESTONE VICTORIES

Win	Date	Result (Site)
1	3/5/83	MSU 8, Indiana State 2 (Meador Park)
100	3/11/86	MSU 7, Jacksonville 5 (Jacksonville, Fla.)
200	4/16/88	MSU 4, Eastern Illinois 2 (Charleston, Ill.)
300	5/13/90	MSU 9, Eastern Illinois 2 (Chicago, Ill.)
*395	5/1/93	MSU 9, UNI 2 (Meador Park)
400	5/9/93	MSU 7, Wichita State 6 (Meador Park)
500	5/17/96	MSU 8, Wichita State 7 (Wichita, Kan.)
600	4/24/99	MSU 13, UNI 7 (Meador Park)
700	5/4/02	MSU 5, Wichita State 1 (Wichita, Kan.)
800	5/11/05	MSU 15, Kansas 6 (Hammons Field)
900	5/11/08	MSU 7, Middle Tennessee 6 (Hammons Field)
1,000	3/3/12	MSU 3, Northwestern State 2 (Natchitoches, La.)
1,100	3/17/15	MSU 10, Little Rock 3 (Hammons Field)
1,200	4/18/17	MSU 5, Missouri 3 (Columbia, Mo.)
1,250	5/11/18	MSU 5, Southern Illinois 3 (Hammons Field)
1,300	4/13/21	MSU 7, Missouri 5 (Columbia, Mo.)

*Surpassed Bill Rowe for the all-time Missouri State record for coaching victories

MISSOURI STATE BASEBALL

MISSOURI STATE at KANSAS - March 2, 2022 - Lawrence, Kan. | INDIANA at MISSOURI STATE - March 4-6, 2022 - Springfield, Mo.

2022 MSU RECORD BY POSITION

PITCHER:		
Merrill, Dan	2	(1-1)
Link, Adam	2	(1-1)
Viertel, Jared	2	(1-1)
Lang, Reece	1	(0-1)
CATCHER:		
Baldwin, Drake	7	(3-4)
FIRST BASE:		
Greer, Mason	6	(2-4)
Rolffs, Jaden	1	(1-0)
SECOND BASE:		
Hull, Mason	7	(3-4)
THIRD BASE:		
Wood, Grant	7	(3-4)
SHORTSTOP:		
Duff, Will	7	(3-4)
LEFT FIELD:		
Nivens, Spencer	6	(3-3)
Cratic, Cam	1	(0-1)
CENTER FIELD:		
Moore, Hayden	6	(3-3)
Nivens, Spencer	1	(0-1)
RIGHT FIELD:		
Kotowski, Dakota	7	(3-4)
DESIGNATED HITTER:		
Cratic, Cam	5	(2-3)
Rolffs, Jaden	2	(1-1)

2022 MSU RECORD BY BATTING ORDER

LEADOFF:		
Moore, Hayden	5	(2-3)
Duff, Will	2	(1-1)
2ND SPOT:		
Baldwin, Drake	7	(3-4)
3RD SPOT:		
Nivens, Spencer	6	(2-4)
Rolffs, Jaden	1	(1-0)
CLEANUP:		
Cratic, Cam	3	(2-1)
Wood, Grant	2	(1-1)
Hull, Mason	2	(0-2)
5TH SPOT:		
Hull, Mason	3	(2-1)
Greer, Mason	2	(0-2)
Nivens, Spencer	1	(1-0)
Cratic, Cam	1	(0-1)
6TH SPOT:		
Greer, Mason	3	(1-2)
Kotowski, Dakota	2	(1-1)
Rolffs, Jaden	1	(1-0)
Hull, Mason	1	(0-1)
7TH SPOT:		
Kotowski, Dakota	5	(2-3)
Hull, Mason	1	(1-0)
Cratic, Cam	1	(0-1)
8TH SPOT:		
Wood, Grant	5	(2-3)
Cratic, Cam	1	(0-1)
Greer, Mason	1	(1-0)
9TH SPOT:		
Duff, Will	5	(2-3)
Rolffs, Jaden	1	(0-1)
Moore, Hayden	1	(1-0)

2022 SINGLE-GAME HIGHS

Batting	Individual	Team
At Bats.....	6, by 5 players on 5 occasions	43 at Central Arkansas (2/20)
		43 vs. Cal Poly (2/27)
Runs	4, Hayden Moore at Central Arkansas (2/20)	19 at Central Arkansas (2/20)
Hits	4, Spencer Nivens at Central Arkansas (2/20)	20 at Central Arkansas (2/20)
Doubles	2, Spencer Nivens at Central Arkansas (2/18)	5 at Central Arkansas (2/18)
	2, Mason Greer vs. Cal Poly (2/27)	
Triples.....	1, by 4 players on 4 occasions	2 vs. Cal Poly (2/27)
Home Runs	2, Mason Hull at Central Arkansas (2/20)	5 at Central Arkansas (2/20)
Runs Batted In.....	6, Spencer Nivens at Central Arkansas (2/18)	18 at Central Arkansas (2/20)
Total Bases.....	10, Mason Hull at Central Arkansas (2/20)	41 at Central Arkansas (2/20)
Stolen Bases	1, Spencer Nivens at Central Arkansas (2/19)	1 at Central Arkansas (2/19)
Walks.....	4, Spencer Nivens at Oral Roberts (2/22)	9 at Central Arkansas (2/20)
		9 at Oral Roberts (2/22)
Strikeouts.....	3, by 5 players on 6 occasions	14 vs. Cal Poly (2/26)
Fielding Individual Team		
Putouts	12, Mason Greer at Oral Roberts (2/22)	27 on two occasions
Assists	5, Mason Hull at Central Arkansas (2/20)	13 at Oral Roberts (2/22)
	5, Mason Hull vs. Cal Poly (2/27)	
Errors.....	2, Will Duff at Oral Roberts (2/22)	2 at Oral Roberts (2/22)
Double Plays	2, Mason Hull vs. Cal Poly (2/27)	2 vs. Cal Poly (2/27)
	2, Mason Greer vs. Cal Poly (2/27)	

Pitching Individual Team	
Innings Pitched.....6.0, Adam Link at Central Arkansas (2/19).....9.0 on five occasions	
Runs Allowed.....7, Dan Merrill vs. Cal Poly (2/27).....14 vs. Cal Poly (2/27)	
Earned Runs Allowed.....5, Adam Link vs. Cal Poly (2/26).....11 vs. Cal Poly (2/27)	
Hits Allowed.....10, Adam Link vs. Cal Poly (2/26).....13 vs. Cal Poly (2/26)	
Walks.....3, Forrest Barnes at Central Arkansas (2/18).....7 vs. Cal Poly (2/27)	
.....3, Caden Wilson vs. Cal Poly (2/27).....	
Strikeouts.....6, Adam Link at Central Arkansas (2/19).....10 at Central Arkansas (2/19)	
.....6, Dan Merrill at Central Arkansas (2/20).....10 at Central Arkansas (2/20)	

MSU'S 2022 RECORD WHEN...

Record when ...			
Overall	3-4	After 6 leading	2-2
Conference	0-0 trailing	1-2
Non-Conference	3-4 tied	0-0
Home games	0-0	After 7 leading	2-0
Away games	2-2 trailing	1-4
Neutral site	1-2 tied	0-0
Day games	3-4	After 8 leading	3-0
Night games	0-0 trailing	0-3
vs Left starter	1-0 tied	0-1
vs Right starter	2-4		
1-Run games	0-1	Hit 0 home runs	0-2
2-Run games	0-1	... 1 home run	2-1
5+Run games	2-0	... 2+ home runs	1-1
Extra innings	0-0		
Shutouts	0-0	Opponent 0 home runs	1-2
	 1 home run	1-1
Scoring 0-2 runs	0-1 2+ HRs	1-1
..... 3-5 runs	0-2		
..... 6-9 runs	1-0	Made 0 errors	1-0
..... 10+ runs	2-1 1 error	1-1
		... 2+ errors	1-3
Opponent 0-2 runs	2-0		
..... 3-5 runs	1-1	Opp. made 0 errors	2-1
..... 6-9 runs	0-2 1 error	0-2
..... 10+ runs	0-1 2+ errors	1-1
Scored in 1st inning	1-0		
Opp. scored in 1st	0-2	Out-hit opponent	3-2
Scores first	2-1	Out-hit by opponent	0-2
Opp. scores first	1-3	Hits are tied	0-0

MISSOURI STATE BASEBALL

MISSOURI STATE at KANSAS - March 2, 2022 - Lawrence, Kan. | INDIANA at MISSOURI STATE - March 4-6, 2022 - Springfield, Mo.

2022 OVERALL BATTING - FIELDING

Player	avg	gp-gs	ab	r	h	2b	3b	hr	rbi	tb	slg%	bb	hp	so	gdp	ob%	sf	sh	sb-att	po	a	e	fld%
Baldwin, Drake	.464	7-7	28	7	13	2	0	1	4	18	.643	5	1	5	0	.543	1	0	0-0	46	2	0	1.000
Duff, Will	.462	7-7	26	6	12	5	1	0	5	19	.731	4	1	8	0	.548	0	0	0-0	9	11	5	.800
Wood, Grant	.393	7-7	28	4	11	2	0	0	6	13	.464	3	1	8	0	.469	0	0	0-0	4	15	1	.950
Nivens, Spencer	.357	7-7	28	10	10	2	1	1	9	17	.607	8	0	8	0	.486	1	0	1-1	9	0	0	1.000
Hull, Mason	.313	7-7	32	7	10	3	0	4	14	25	.781	2	0	12	0	.353	0	0	0-0	9	21	1	.968
Kotowski, Dakota	.286	7-7	28	5	8	0	0	3	7	17	.607	3	1	13	0	.364	1	0	0-0	16	1	0	1.000
Greer, Mason	.286	7-6	28	3	8	3	0	1	4	14	.500	0	0	8	0	.286	0	0	0-0	46	4	1	.980
Cratic, Cam	.240	7-6	25	5	6	1	1	0	5	9	.360	3	0	6	1	.300	2	0	0-0	1	0	0	1.000
Moore, Hayden	.211	7-6	19	7	4	1	0	0	1	5	.263	7	0	10	0	.423	0	0	1-1	16	0	0	1.000
Rolffs, Jaden	.176	6-3	17	2	3	0	1	0	2	5	.294	1	0	3	0	.211	1	0	0-0	16	0	0	1.000

Jenkins, Walker	.250	5-0	4	3	1	0	0	0	0	1	.250	1	0	2	0	.400	0	0	0-0	1	3	1	.800
Socci, Anthony	.000	3-0	3	1	0	0	0	0	0	0	.000	0	1	0	0	.250	0	0	0-0	4	0	0	1.000
Moreno, Liam	.000	1-0	2	0	0	0	0	0	0	0	.000	0	0	0	1	.000	0	0	0-0	0	0	0	.000
Vasquez, Carlos	.000	1-0	1	0	0	0	0	0	0	0	.000	1	0	1	0	.500	0	0	0-0	0	0	0	.000
Townsend, Drew	.000	2-0	0	0	0	0	0	0	0	0	.000	1	0	0	0	1.000	0	0	0-0	0	0	0	.000
Totals	.320	7	269	60	86	19	4	10	57	143	.532	39	5	84	2	.408	6	0	2-2	184	72	10	.962
Opponents	.269	7	245	41	66	13	2	6	37	101	.412	27	13	48	4	.368	3	6	1-2	186	37	6	.974

2022 OVERALL PITCHING

Player	era	w-l	app	gs	cg	sho	sv	ip	h	r	er	bb	so	2b	3b	hr	b/avg	wp	hp	bk	sfa	sha
Link, Adam	4.91	1-1	2	2	0	0/0	0	11.0	16	6	6	3	8	5	0	0	.333	2	0	0	0	0
Viertel, Jared	4.91	0-0	2	2	0	0/0	0	7.1	8	6	4	4	4	2	0	1	.296	1	4	0	2	3
Merrill, Dan	7.04	1-1	2	2	0	0/0	0	7.2	11	9	6	4	7	3	1	2	.314	3	0	0	0	0

Ziegenbein, Trey	1.50	1-1	3	0	0	0/0	0	6.0	8	1	1	2	3	0	0	0	.320	1	1	0	0	0
Loomis, Eric	3.00	0-0	2	0	0	0/0	0	3.0	2	1	1	0	4	2	0	0	.182	0	1	0	0	0
Barnes, Forrest	4.05	0-1	2	0	0	0/0	0	6.2	4	3	3	5	5	0	0	0	.182	0	5	0	0	2
Lang, Reece	4.50	0-0	2	1	0	0/0	0	6.0	7	4	3	0	6	0	0	1	.269	0	0	0	0	0
Rodriguez, Riyan	4.50	0-0	3	0	0	0/0	0	6.0	4	4	3	2	4	0	0	1	.182	1	2	0	1	0
Blecha, Ty	4.50	0-0	2	0	0	0/0	0	2.0	1	1	1	1	0	0	1	0	.167	0	0	0	0	1
Johnson, Parker	6.75	0-0	2	0	0	0/0	0	2.2	3	2	2	3	4	1	0	0	.273	1	0	0	0	0
Wilson, Caden	12.00	0-0	2	0	0	0/0	0	3.0	2	4	4	3	3	0	0	1	.167	0	0	0	0	0
Totals	4.99	3-4	7	7	0	0/0	0	61.1	66	41	34	27	48	13	2	6	.269	9	13	0	3	6
Opponents	8.56	4-3	7	7	0	0/0	1	62.0	86	60	59	39	84	19	4	10	.320	4	5	0	6	0

PB - Team (1), Baldwin, D. 1. SBA/ATT - Baldwin, D. (1-2), Wilson, C. (1-1), Barnes, F. (0-1).

INNING-BY-INNING SUMMARY

Score by innings	1	2	3	4	5	6	7	8	9	Total
Missouri State	1	5	5	9	15	6	3	12	4	60
Opponents	6	6	5	3	6	3	9	1	2	41

MISSOURI STATE BASEBALL

MISSOURI STATE at KANSAS - March 2, 2022 - Lawrence, Kan. | INDIANA at MISSOURI STATE - March 4-6, 2022 - Springfield, Mo.

2022 INDIVIDUAL GAME-BY-GAME BATTING (AB-R-H-RBI)

Opponent	Date	#21 Baldwin,D	#3 Cratic,C	#5 Duff,W	#26 Greer,M	#8 Hull,M	#10 Jenkins,W	#16 Kotowski,D	#14 Moore,H	#33 Moreno,L	#18 Nivens,S	#29 Rolfs,J	#25 Socci,A	#23 Townsend,	#44 Vasquez,C	#13 Wood,G
Central Arkansas	02-18-22	5-0-2-1	5-0-1-0	4-1-3-0	4-1-2-1	5-0-0-0	3-0-1-0	3-1-0-0	5-1-2-1	1-0-0-0	4-0-1-1
Central Arkansas	02-19-22	5-3-3-0	3-2-1-3	4-0-1-0	3-0-0-1	4-1-3-5	1-0-0-0	4-0-0-1	4-2-1-0	4-3-2-0	1-0-0-1	1-0-0-0	5-0-1-0
Central Arkansas	02-20-22	3-2-2-1	3-1-1-2	2-2-0-0	2-1-1-1	4-2-3-5	1-1-0-0	6-1-2-1	3-4-3-1	2-0-0-0	4-3-4-6	6-1-3-0	2-0-0-0	0-0-0-0	1-0-0-0	4-1-1-1
Oral Roberts	02-22-22	4-1-1-1	5-0-0-0	3-0-2-1	5-1-2-0	6-0-0-0	Def	4-2-1-2	5-0-0-0	2-0-0-1	3-1-3-0
Cal Poly	02-26-22	3-0-1-0	4-0-0-0	3-0-2-1	4-0-0-0	4-0-0-0	4-0-0-0	2-0-0-0	4-0-0-0	2-0-0-0	2-1-1-0
Cal Poly	02-27-22	4-0-2-1	1-1-1-0	5-1-2-3	4-0-3-0	4-2-2-4	0-1-0-0	3-1-1-0	2-0-0-0	4-1-1-0	5-1-0-0	4-0-1-0
Cal Poly	02-27-22	4-1-2-0	4-1-2-0	5-2-2-0	6-0-0-1	5-2-2-0	2-1-1-0	4-1-3-3	Def	5-2-1-1	2-0-0-1	0-1-0-0	Def	6-1-3-4

2022 INDIVIDUAL GAME-BY-GAME PITCHING STATISTICS (IP-H-R-ER-BB-SO)

Opponent	Date	#31 Barnes,F	#43 Blecha,T	#41 Johnson,P	#19 Lang,R	#24 Link,A	#34 Loomis,E	#35 Merrill,D	#12 Rodriguez,R	#17 Viertel,J	#27 Wilson,C
Central Arkansas	02-18-22	3.1-1-3-3-3-2	1.1-1-1-1-1-0	*3.1-5-3-2-1-2
Central Arkansas	02-19-22	*6.0-6-1-1-1-6	1.0-1-1-1-0-1	2.0-1-0-0-0-3
Central Arkansas	02-20-22	1.0-0-0-0-1-2	*5.0-4-2-2-2-6	2.0-1-0-0-1-1
Oral Roberts	02-22-22	*4.1-5-3-2-0-2	2.0-1-2-1-0-2
Cal Poly	02-26-22	3.1-3-0-0-2-3	0.2-0-0-0-0-0	*5.0-10-5-5-2-2
Cal Poly	02-27-22	2.0-2-2-2-1-1	*4.0-3-3-2-3-2
Cal Poly	02-27-22	1.2-3-2-2-2-2	1.2-2-1-1-0-4	2.0-1-0-0-0-3	*2.2-7-7-4-2-1	1.0-1-4-4-3-0

Opponent	Date	#40 Ziegenbein,T
Central Arkansas	02-18-22
Central Arkansas	02-19-22
Central Arkansas	02-20-22	1.0-1-0-0-1-1
Oral Roberts	02-22-22	2.0-5-1-1-0-2
Cal Poly	02-26-22
Cal Poly	02-27-22	3.0-2-0-0-1-0
Cal Poly	02-27-22

2022 SERIES BREAKDOWN

Series	W-L	Hitting Avg.	R	2B	HR	SB	FLD%	Pitching ERA	SO/BB	BAA
Central Arkansas	2-1	.364	34	11	6	1	.973	3.46	24/11	.219
Oral Roberts	0-1	.243	5	1	2	1	.950	4.32	6/0	.297
Cal Poly	1-2	.297	21	7	2	0	.957	6.67	18/16	.304

HOME RUN BREAKDOWN

Home.....	0	1 Out.....	5	3rd inning.....	1
Road.....	8	2 Outs.....	1	4th inning.....	2
Neutral.....	1	Solo.....	4	5th inning.....	1
vs. RHP.....	5	Two-run.....	3	6th inning.....	1
vs. LHP.....	4	Three-run.....	1	7th inning.....	2
vs. MVC.....	0	Grand slam.....	1	8th inning.....	1
vs. Non-MVC.....	9	1st inning.....	0	9th inning.....	0
0 Outs.....	3	2nd inning.....	1	Extra innings.....	0

HOME RUN BREAKDOWN

Player.....	Left Line.....	Left.....	Left Center.....	Center.....	Right Center.....	Right.....	Right Line
Hull (4).....	1	2	1	0	0	0	0
Kotowski (3).....	1	1	0	1	0	0	0
Greer (1).....	0	0	1	0	0	0	0
Nivens (1).....	0	0	0	0	1	0	0
Baldwin (1).....	0	0	0	1	0	0	0
Total (10).....	2	3	2	1	1	0	0

BIG INNINGS (5+ runs)

Opponent.....	Inning.....	Runs.....	Batters
Central Arkansas (2/20).....	5	11	15

MISSOURI STATE BASEBALL

MISSOURI STATE at KANSAS - March 2, 2022 - Lawrence, Kan. | INDIANA at MISSOURI STATE - March 4-6, 2022 - Springfield, Mo.

2022 SEASON RESULTS (3-4, 0-0 MVC)

Date	MSU Totals	Opponent	Opp. Totals	W/L	Record	Winner	Loser	Save	Time	Att.	Highlights
2/18	4-12-2	at Central Arkansas	7-7-0	L	0-1	Gregson	BARNES	--	2:54	385	UCA scored final 4 runs; Duff 3-4, 3 others with 2 H
2/19	11-12-1	at Central Arkansas	2-8-2	W	1-1	LINK	Gilbertson	--	3:00	348	Hull 5 RBI; Link 6 IP, 1 ER; Baldwin/Nivens 3 R each
2/20	19-20-0	at Central Arkansas	2-6-0	W	2-1	MERRILL	Navarro	--	3:26	355	Nivens 4-4, 6 RBI, Hull 2 HR, 5 RBI, Moore 4 R
2/22	5-9-2	at Oral Roberts	6-11-1	L	2-2	Kowalski	ZIEGENBEIN	--	3:24	147	MSU 17 LOB; Wood 3-3.; Kotowski, Baldwin HR
2/26	1-4-2	vs. Cal Poly%	5-13-1	L	2-3	Thorpe	LINK	--	2:31	86	Duff 2-3, RBI; Bullpen 4 scoreless IP
2/27	8-13-2	vs. Cal Poly%	5-7-0	W	3-3	ZIEGENBEIN	Franks	--	3:00	127	Trailed 5-0; Hull GS in 6th; Duff 3-r 3B in 8th
2/27	12-16-1	vs. Cal Poly%	14-14-2	L	3-4	True	MERRILL	Larkin	3:18	127	Wood 4 RBI, Kotowski 3 RBI; trailed 14-6
3/2		at Kansas									
3/4		Indiana									
3/5		Indiana									
3/6		Indiana									

* Missouri Valley Conference game; % played in Arlington, Texas

Record Breakdown: 3-4 overall, 0-0 MVC; 3-4 non-conference; 0-0 home; 2-2 away; neutral 1-2; 3-4 February, 0-0 March, 0-0 April, 0-0 May; 3-4 day games; 0-0 night games; longest winning streak - 2; longest losing streak - 2

2022 GAME-BY-GAME LINEUPS

Date	Opponent	1st	2nd	3rd	4th	5th	6th	7th	8th	9th
Feb. 18	at Central Arkansas	Moore	Baldwin	Nivens	Cratic	Hull	Greer	Kotowski	Wood	Duff
Feb. 19	at Central Arkansas	Moore	Baldwin	Nivens	Cratic	Hull	Greer	Kotowski	Wood	Duff
Feb. 20	at Central Arkansas	Moore	Baldwin	Nivens	Cratic	Hull	Rolfs	Kotowski	Wood	Duff
Feb. 22	at Oral Roberts	Moore	Baldwin	Nivens	Hull	Cratic	Greer	Kotowski	Wood	Duff
Feb. 26	vs. Cal Poly	Moore	Baldwin	Nivens	Hull	Greer	Kotowski	Cratic	Wood	Duff
Feb. 27	vs. Cal Poly	Duff	Baldwin	Rolfs	Wood	Nivens	Kotowski	Hull	Greer	Moore
Feb. 27	vs. Cal Poly	Duff	Baldwin	Nivens	Wood	Greer	Hull	Kotowski	Cratic	Rolfs
March 2	at Kansas									
March 4	Indiana									
March 5	Indiana									
March 6	Indiana									

Bold indicates home game

2022 GAME-BY-GAME DEFENSIVE LINEUPS

Date	Opponent	P	C	1B	2B	3B	SS	LF	CF	RF	DH
Feb. 18	at Central Arkansas	Viertel	Baldwin	Greer	Hull	Wood	Duff	Nivens	Moore	Kotowski	Cratic
Feb. 19	at Central Arkansas	Link	Baldwin	Greer	Hull	Wood	Duff	Nivens	Moore	Kotowski	Cratic
Feb. 20	at Central Arkansas	Merrill	Baldwin	Rolfs	Hull	Wood	Duff	Nivens	Moore	Kotowski	Cratic
Feb. 22	at Oral Roberts	Lang	Baldwin	Greer	Hull	Wood	Duff	Nivens	Moore	Kotowski	Cratic
Feb. 26	vs. Cal Poly	Link	Baldwin	Greer	Hull	Wood	Duff	Nivens	Moore	Kotowski	Cratic
Feb. 27	vs. Cal Poly	Viertel	Baldwin	Greer	Hull	Wood	Duff	Nivens	Moore	Kotowski	Rolfs
Feb. 27	vs. Cal Poly	Viertel	Baldwin	Greer	Hull	Wood	Duff	Cratic	Nivens	Kotowski	Rolfs
March 2	at Kansas										
March 4	Indiana										
March 5	Indiana										
March 6	Indiana										

Bold indicates home game

MISSOURI STATE BASEBALL

MISSOURI STATE at KANSAS - March 2, 2022 - Lawrence, Kan. | INDIANA at MISSOURI STATE - March 4-6, 2022 - Springfield, Mo.

MISSOURI STATE RETURNING PITCHERS

#17 JARED VIERTTEL | RHP | 6-4 | 190 | SR. | BOONVILLE, MO. | BOONVILLE HS/CROWDER COLLEGE



Career Highs

IP	7.0	5/2/21 at Southern Illinois
H	5	3x, last 5/16/21 at Illinois State
R	4	3/10/21 at Arkansas State
ER	3	2x, last 5/21/21 vs. Valparaiso
BB	5	2x, last 3/20/21 at Southern Miss
K	7	4/2/21 vs. Bradley

Noteworthy

- First-team all-state selection as a senior at Boonville (Mo.) High
- Went 8-2 in 16 games and 12 starts in two seasons at Crowder College, striking out 76 in 64.2 innings
- Retired 15 consecutive batters on May 2 & 9, 2021 - the final 14 at Southern Illinois and one more versus Indiana State - something not done by an MSU pitcher since 2019

Viertel's Career Totals

Year	era	w-l	app	gs	cg	sho	sv	ip	h	r	er	bb	so	2b	3b	hr	bf	bavg	wp	hbp	bk	sfa	sha
2021	3.53	1-5	11	9	0	0/0	0	43.1	36	22	17	32	38	5	1	0	197	.225	8	3	0	1	1
2022	4.91	0-0	2	2	0	0/0	0	7.1	8	6	4	4	4	2	0	1	40	.296	1	4	0	2	3
TOTAL	3.73	1-5	13	11	0	0/0	0	50.2	44	28	21	36	42	7	1	1	237	.235	9	7	0	3	4

#31 FORREST BARNES | RHP | 6-0 | 200 | SR. | OZARK, MO. | OZARK HS



Career Highs

IP	9.0	4/2/19 at Southeast Missouri
H	6	2x, last 4/28/19 vs. Bradley
R	7	3/12/19 at Oklahoma State
ER	5	2x, last 4/28/19 vs. Bradley
BB	5	3/12/19 at Oklahoma State
K	11	4/2/19 at Southeast Missouri

Noteworthy

- Worked the first complete game by a Bears pitcher in 2019 at SEMO (April 2), striking out 11 and retiring 20 consecutive hitters at one point
- Led all qualifying MSU pitchers with a 2.37 ERA and 3-0 record in 2020
- Ranked second in the MVC and 39th nationally with a .148 opponent average in 2020

Barnes's Career Totals

Year	era	w-l	app	gs	cg	sho	sv	ip	h	r	er	bb	so	2b	3b	hr	bf	bavg	wp	hbp	bk	sfa	sha
2019	6.55	1-3	11	7	1	0/0	0	33.0	33	26	24	19	25	9	0	5	151	.266	1	6	0	0	2
2020	2.37	3-0	6	1	0	0/0	0	19.0	9	5	5	4	17	2	0	0	71	.148	1	4	1	0	2
2021	4.71	1-0	8	1	0	0/0	0	21.0	18	12	11	15	23	4	2	2	96	.234	2	2	1	0	2
2022	4.05	0-1	2	0	0	0/0	0	6.2	4	3	3	5	5	0	0	0	34	.182	0	5	0	0	2
TOTAL	4.86	5-4	27	9	1	0/0	0	79.2	64	46	43	43	70	15	2	7	352	.225	4	17	2	0	8

#34 ERIC LOOMIS | RHP | 6-1 | 195 | SO. | ST. LOUIS, MO. | CHRISTIAN BROTHERS HS



Career Highs

IP	2	2/27/22 vs. Cal Poly
H	2	4/3/21 vs. Bradley
R	1	2x, last 2/19/22 at Central Arkansas
ER	1	2x, last 2/19/22 at Central Arkansas
BB	4	4/3/21 vs. Bradley
K	3	2/27/22 vs. Cal Poly

Noteworthy

- Rated as the No. 10 right-handed pitcher in the state of Missouri by Perfect Game for the class of 2020
- Perfect Game Underclass All-America selection both his sophomore and junior years

Loomis's Career Totals

Year	era	w-l	app	gs	cg	sho	sv	ip	h	r	er	bb	so	2b	3b	hr	bf	bavg	wp	hbp	bk	sfa	sha
2021	6.75	0-0	1	0	0	0/0	0	1.1	2	1	1	4	0	1	0	0	10	.333	2	0	0	0	0
2022	3.00	0-0	2	0	0	0/0	0	3.0	2	1	1	0	4	2	0	0	12	.182	0	1	0	0	0
TOTAL	4.15	0-0	3	0	0	0/0	0	4.1	4	2	2	4	4	3	0	0	22	.235	2	1	0	0	0

#36 TY BUCKNER | RHP | 6-1 | 190 | R-SR. | ST. LOUIS, MO. | LADUE HORTON WATKINS HS



Career Highs

IP	7.0	4/29/18 at Bradley
H	7	3x, last 5/13/18 vs. Southern Illinois
R	10	4/13/18 vs. Oregon State
ER	10	4/13/18 vs. Oregon State
BB	5	5/13/18 vs. Southern Illinois
K	7	2x, last 3/2/21 vs. #14 Oklahoma State

Noteworthy

- Ranked second on the team in wins and strikeouts as a true freshman in 2018, earning second-team all-MVC and Collegiate Baseball Freshman All-America honors
- Posted a 3.24 ERA in MVC games in 2018
- Missed the entire 2019 and 2020 seasons due to injury, as well as the final two months of 2021
- Made MSU's opening-day start in 2021, tossing four scoreless innings with five strikeouts after nearly 1,000 days between appearances

Buckner's Career Totals

Year	era	w-l	app	gs	cg	sho	sv	ip	h	r	er	bb	so	2b	3b	hr	bf	bavg	wp	hbp	bk	sfa	sha
2018	4.81	7-4	16	15	1	0/1	0	76.2	62	47	41	49	60	12	1	8	347	.220	6	13	0	0	3
2021	7.90	1-2	3	3	0	0/0	0	13.2	17	12	12	6	15	1	1	2	66	.315	3	3	0	1	2
TOTAL	5.28	8-6	19	18	1	0/1	0	90.1	79	59	53	55	75	13	2	10	413	.235	9	16	0	1	5

MISSOURI STATE BASEBALL

MISSOURI STATE at KANSAS - March 2, 2022 - Lawrence, Kan. | INDIANA at MISSOURI STATE - March 4-6, 2022 - Springfield, Mo.

#40 TREY ZIEGENBEIN | RHP | 6-3 | 165 | SR. | BLUE SPRINGS, MO. | BLUE SPRINGS HS/JCCC



Career Highs

IP	4.0	2x, last 2/24/21 at Oral Roberts
H	4	4/18/21 at Evansville
R	4	3/3/20 at Oklahoma State
ER	4	3/3/20 at Oklahoma State
BB	3	2/27/21 vs. Central Arkansas
K	6	3/10/20 vs. Oral Roberts

Noteworthy

- Kansas Jayhawk Community College Conference Freshman of the Year in 2019
- Ranked third in the MVC with a .154 opponent average in 2020
- Ranked second nationally with 11 appearances in 2020, all in relief
- Did not allow a hit in the 5.1 innings spanning his final three appearances of 2020, including 4.0 frames against Oral Roberts (March 10)
- Appeared in 43 of MSU's 67 games since arriving on campus
- First-team all-MVC selection in 2021
- Dave Dickensheet MSU Outstanding Pitcher Award in 2021

Ziegenbein's Career Totals

Year	era	w-l	app	gs	cg	sho	sv	ip	h	r	er	bb	so	2b	3b	hr	bf	bavg	wp	hbp	bk	sfa	sha
2020	2.79	0-1	11	0	0	0/1	0	19.1	10	6	6	8	22	0	1	1	75	.154	2	1	0	0	1
2021	3.77	8-2	29	0	0	0/0	0	57.1	53	30	24	22	56	18	2	2	242	.250	4	3	0	0	5
2022	1.50	1-1	3	0	0	0/0	0	6.0	8	1	1	2	3	0	0	0	28	.320	1	1	0	0	0
TOTAL	3.38	9-4	43	0	0	0/1	0	82.2	71	37	31	32	81	18	3	3	345	.235	7	5	0	0	6

MISSOURI STATE NEWCOMER PITCHERS

#1 LIAM STUMPF | RHP | 6-0 | 180 | FR. | DODGEVILLE, WIS. | MINERAL POINT HS



Career Highs

H	NA
R	NA
HR	NA
RBI	NA
BB	NA
SB	NA

Noteworthy

- Four-year starter in baseball, football and basketball
- Hit .522 with 32 steals, 47 RBI and 57 runs as a senior, going 12-0 with a 1.42 ERA on the mound
- Batted .489 or better in each high school season
- Played QB, WR and DB on the football team, going 40-6 overall and 21-0 in conference in his career

#11 JAKE McMAHILL | RHP | 6-2 | 197 | SR. | BLUE SPRINGS, MO. | BLUE SPRINGS HS/EVANSVILLE



Career Highs

IP	NA
H	NA
R	NA
ER	NA
BB	NA
K	NA

Noteworthy

- Pitched at Evansville from 2019-21, tossing 89.2 innings with 63 strikeouts and a 3.91 ERA, posting an opponent average at or below .170 in two of his three seasons
- Threw six shutout innings against Missouri State on April 17, 2021
- Began career at State Fair Community College

#12 RIYAN RODRIGUEZ | RHP | 6-3 | 210 | SR. | SANTA CLARITA, CALIF. | VALENCIA HS/ARKANSAS TECH



Career Highs

IP	2.0	3x, last 2/27/22 vs. Cal Poly
H	2	2/27/22 vs. Cal Poly
R	2	2x, last 2/27/22 vs. Cal Poly
ER	2	2/27/22 vs. Cal Poly
BB	1	2x, last 2/27/22 vs. Cal Poly
K	2	2/22/22 at Oral Roberts

Noteworthy

- Prior to Missouri State, pitched two seasons at Arkansas Tech after two years at Los Angeles Mission College
- Helped Arkansas Tech to an NCAA Regional appearance in 2021 as a member of the weekend rotation, striking out 57 with a 4.61 ERA in 15 starts

#19 REECE LANG | LHP | 6-3 | 190 | JR. | BOONVILLE, MO. | BOONVILLE HS/CROWDER COLLEGE



Career Highs

IP	4.1	2/22/22 at Oral Roberts
H	5	2/22/22 at Oral Roberts
R	3	2/22/22 at Oral Roberts
ER	2	2/22/22 at Oral Roberts
BB	NA	
K	4	2/27/22 vs. Cal Poly

Noteworthy

- Struck out 15 batters in 10 innings at Crowder College in 2021
- Pitched for Jefferson College in 2020, notching 22 strikeouts in 23.1 innings with a .154 opponent average
- High school teammate of MSU righty Jared Viertel at Boonville High, where he tied a school record with 85 strikeouts as a senior, earning second-team all-state recognition

MISSOURI STATE BASEBALL

MISSOURI STATE at KANSAS - March 2, 2022 - Lawrence, Kan. | INDIANA at MISSOURI STATE - March 4-6, 2022 - Springfield, Mo.

MISSOURI STATE NEWCOMER PITCHERS

#24 ADAM LINK | RHP | 6-1 | 200 | SR. | SPRINGFIELD, MO. | KICKAPOO HS/MIDDLE TENNESSEE



Career Highs

IP	6.0	2/19/22 at Central Arkansas
H	10	2/26/22 vs. Cal Poly
R	5	2/26/22 vs. Cal Poly
ER	5	2/26/22 vs. Cal Poly
BB	2	2/26/22 vs. Cal Poly
K	6	2/19/22 at Central Arkansas

Noteworthy

- Grad transfer from Middle Tennessee who struck out 28 in 24.1 innings over 16 appearances in two seasons
- Posted a 20:5 strikeout-to-walk ratio in 2021, helping the Blue Raiders' pitching staff lead the nation in fewest walks per nine innings
- Went 7-1 in two years at Jefferson College from 2018-19 and earned first-team Academic All-America honors
- Ozark Conference Pitcher of the Year honors as a senior in 2017 at Springfield Kickapoo High

#27 CADEN WILSON | RHP | 6-2 | 205 | R-FR. | KANSAS CITY, MO. | LIBERTY NORTH HS



Career Highs

IP	2.0	2/19/22 at Central Arkansas
H	1	2x, last 2/27/22 vs. Cal Poly
R	4	2/27/22 vs. Cal Poly
ER	4	2/27/22 vs. Cal Poly
BB	3	2/27/22 vs. Cal Poly
K	3	2/19/22 at Central Arkansas

Noteworthy

- Redshirted the 2021 season at Missouri State
- Rated as the No. 8 overall recruit in the state of Missouri by Perfect Game coming out of high school

#32 KADEN JOGGERST | RHP | 6-3 | 185 | FR. | O'FALLON, ILL. | O'FALLON TOWNSHIP HS



Career Highs

IP	NA	
H	NA	
R	NA	
ER	NA	
BB	NA	
K	NA	

Noteworthy

- Went 8-1 with a 2.30 ERA and 62 strikeouts in 42 innings as a senior, helping the O'Fallon Township Panthers to a third-place state finish in 2021

#35 DAN MERRILL | RHP | 6-5 | 215 | JR. | TULSA, OKLA. | HOMESCHOOLED/NORTHEASTERN OKLAHOMA A&M



Career Highs

IP	5.0	2/20/22 at Central Arkansas
H	7	2/27/22 vs. Cal Poly
R	7	2/27/22 vs. Cal Poly
ER	4	2/27/22 vs. Cal Poly
BB	2	2x, last 2/27/22 vs. Cal Poly
K	6	2/20/22 at Central Arkansas

Noteworthy

- Ranked fifth nationally with 14.83 strikeouts per nine innings in 2021 at Northeastern Oklahoma A&M, fanning 89 batters in 54 frames
- Earned NJCAA National Pitcher of the Week after allowing just one hit and striking out 20 over 10 innings in two starts in February 2021

#41 PARKER JOHNSON | RHP | 6-3 | 195 | FR. | BREESE, ILL. | MATER DEI CATHOLIC HS



Career Highs

IP	1.2	2/27/22 vs. Cal Poly
H	3	2/27/22 vs. Cal Poly
R	2	2/27/22 vs. Cal Poly
ER	2	2/27/22 vs. Cal Poly
BB	2	2/27/22 vs. Cal Poly
K	2	2x, last 2/27/22 vs. Cal Poly

Noteworthy

- Two-way player who had 28 strikeouts in 21.1 innings with a 3.67 ERA on the mound as a senior, batting .276 with 11 RBI, 15 runs scored and 10 stolen bases
- Struck out 92 batters in 69 innings over his freshman and sophomore seasons
- Forward on a state semifinalist basketball team in 2020

#43 TY BLECHA | LHP | 6-4 | 200 | FR. | SHAWNEE, KAN. | SHAWNEE MISSION NORTHWEST HS



Career Highs

IP	1.1	2/18/22 at Central Arkansas
H	1	2/18/22 at Central Arkansas
R	1	2/18/22 at Central Arkansas
ER	1	2/18/22 at Central Arkansas
BB	1	2/18/22 at Central Arkansas
K	NA	

Noteworthy

- First-team all-state pick as a senior, going 6-1 with a 1.54 ERA and 63 strikeouts in 50 innings
- Also played outfield in addition to pitching in the rotation for three prep seasons

MISSOURI STATE BASEBALL

MISSOURI STATE at KANSAS - March 2, 2022 - Lawrence, Kan. | INDIANA at MISSOURI STATE - March 4-6, 2022 - Springfield, Mo.

MISSOURI STATE RETURNING HITTERS

#3 CAM CRATIC | OF | 6-0 | 195 | SR. | MADISON, WIS. | MADISON EAST HS/MADISON COLLEGE



Career Highs

H	3	4x, last 5/20/21 vs. Valparaiso
R	3	4/6/21 vs. Drury
HR	NA	NA
RBI	3	2x, last 2/19/22 at Central Arkansas
BB	2	5x, last 5/9/21 vs. Indiana State
SB	2	5/1/21 at Southern Illinois

Noteworthy

- Spent three seasons at Madison (Wis.) College in his hometown, earning first-team all-conference honors as a freshman after hitting .361 with 47 RBIs, 26 runs scored and six stolen bases
- Finished his junior college career with a .328 batting average and 52 runs scored in 60 games and qualified for two NJCAA Division II College World Series as a teammate of MSU infielder Walker Jenkins
- Father Tyrone wrestled at Tarkio College, brother Tyrone ran track at Edgewood College, and cousin Daurice Fountain played football at Northern Iowa and for the Indianapolis Colts
- Reached safely in 17 straight games from March 23-May 5, 2021
- Reached safely in 37 of 44 career games

Cratic's Career Totals

Year	avg	gp-gs	ab	r	h	2b	3b	hr	rbi	tb	slg%	bb	hbp	so	gdp	ob%	sf	sh	sb-att	po	a	e	fld%
2021	.309	37-36	136	19	42	4	1	0	16	48	.353	17	4	20	2	.396	2	2	9-12	51	5	1	.982
2022	.240	7-6	25	5	6	1	1	0	5	9	.360	3	0	6	1	.300	2	0	0-0	1	0	0	1.000
TOTAL	.298	44-42	161	24	48	5	2	0	21	57	.354	20	4	26	3	.381	4	2	9-12	52	5	1	.983

#8 MASON HULL | IF | 6-0 | 195 | JR. | EFFINGHAM, ILL. | EFFINGHAM HS



Career Highs

H	4	5/7/21 vs. Indiana State
R	2	8x, last 2/27/22 vs. Cal Poly
HR	2	2x, last 2/20/22 at Central Arkansas
RBI	5	3x, last 2/20/22 at Central Arkansas
BB	2	5x, last 5/22/21 vs. Valparaiso
SB	1	2x, last 5/16/21 at Illinois State

Noteworthy

- Made 44 starts at shortstop as a true freshman, assisting on 36 double plays to tie for second among all Valley defenders
- Has two career two-homer games (April 3, 2019 at Murray State; Feb. 20, 2022 at Central Arkansas)
- Has four career walk-off hits - May 18, 2019 vs. Valpo, HR; April 2, 2021 vs. Bradley, 1B; May 7, 2021 vs. Indiana State, 1B; May 21, 2021 vs. Valpo, 2B
- MVC Defensive Team selection in 2021
- MSU's A.E. "Ted" Willis MVP in 2021
- MVC Player of the Week on Feb. 21, 2022

Hull's Career Totals

Year	avg	gp-gs	ab	r	h	2b	3b	hr	rbi	tb	slg%	bb	hbp	so	gdp	ob%	sf	sh	sb-att	po	a	e	fld%
2019	.196	51-50	153	19	30	10	1	4	24	54	.353	19	3	44	2	.292	3	3	0-1	76	124	13	.939
2020	.170	15-13	47	2	8	2	0	0	1	10	.213	4	2	7	1	.264	0	0	0-0	12	36	4	.923
2021	.313	32-26	99	13	31	3	2	2	14	44	.444	12	0	15	1	.384	1	0	2-2	41	69	2	.982
2022	.313	7-7	32	7	10	3	0	4	14	25	.781	2	0	12	0	.353	0	0	0-0	9	21	1	.968
TOTAL	.239	105-96	331	41	79	18	3	10	53	133	.402	37	5	78	4	.321	4	3	2-3	138	250	20	.951

#10 WALKER JENKINS | IF | 6-0 | 190 | SR. | SUN PRAIRIE, WIS. | SUN PRAIRIE HS/VIRGINIA



Career Highs

H	3	2/28/21 vs. Central Arkansas
R	2	5x, last 5/25/21 vs. Valparaiso
HR	1	4/16/21 at Evansville
RBI	2	2x, last 4/16/21 at Evansville
BB	3	at #18 Oklahoma State
SB	3	4/13/21 at Missouri

Noteworthy

- Appeared in four games at Virginia in 2020 following a stellar junior college career in which he hit .350 over the course to 91 games, qualifying for two NJCAA Division II College World Series in his career as a teammate of MSU outfielder Cam Cratic at Madison College
- Father Russell played college baseball at Delta State
- Committed only five errors at shortstop in 2021 to help the Bears set a school record with a .978 fielding percentage

Jenkins's Career Totals

Year	avg	gp-gs	ab	r	h	2b	3b	hr	rbi	tb	slg%	bb	hbp	so	gdp	ob%	sf	sh	sb-att	po	a	e	fld%
2021	.208	42-42	130	21	27	2	1	1	8	34	.262	14	6	33	4	.313	0	1	11-13	45	89	5	.964
2022	.250	5-0	4	3	1	0	0	0	0	1	.250	1	0	2	0	.400	0	0	0-0	1	3	1	.800
TOTAL	.209	47-42	134	24	28	2	1	1	8	35	.261	15	6	35	4	.316	0	1	11-13	46	92	6	.958

#13 GRANT WOOD | IF | 5-11 | 195 | SR. | JEFFERSON CITY, MO. | JEFFERSON CITY HS



Career Highs

H	3	3x, last 2/27/22 vs. Cal Poly
R	3	3/7/21 at Central Arkansas
HR	1	2x, last 3/30/21 at SEMO
RBI	4	2x, last 2/27/22 vs. Cal Poly
BB	3	4/2/21 vs. Bradley
SB	1	4/13/21 at Missouri

Noteworthy

- Missouri Gatorade Player of the Year and the MHSBCA's player of the year in 2017
- Ohio Valley Conference Freshman of the Year and Collegiate Baseball Freshman All-American in 2018 at Murray State, hitting .376 with five homers and 46 RBIs, and ranking fifth nationally with a .520 on-base percentage
- Hit safely in the first nine games of 2020, the longest hitting streak for any MSU player on the year
- Stole home on April 13, 2021 at Missouri
- MVC Defensive Team selection in 2021

Wood's Career Totals

Year	avg	gp-gs	ab	r	h	2b	3b	hr	rbi	tb	slg%	bb	hbp	so	gdp	ob%	sf	sh	sb-att	po	a	e	fld%
2020	.266	17-17	64	11	17	4	0	1	7	24	.375	9	1	13	1	.360	1	0	0-1	7	30	3	.925
2021	.243	44-44	148	14	36	7	0	1	14	46	.311	30	4	33	5	.378	3	0	1-1	33	76	5	.956
2022	.393	7-7	28	4	11	2	0	0	6	13	.464	3	1	8	0	.469	0	0	0-0	4	15	1	.950
TOTAL	.267	68-68	240	29	64	13	0	2	27	83	.346	42	6	54	6	.384	4	0	1-2	44	121	9	.948

MISSOURI STATE BASEBALL

MISSOURI STATE at KANSAS - March 2, 2022 - Lawrence, Kan. | INDIANA at MISSOURI STATE - March 4-6, 2022 - Springfield, Mo.

MISSOURI STATE RETURNING HITTERS

#16 DAKOTA KOTOWSKI | OF | 6-5 | 245 | SR. | CHANNAHON, ILL. | PROVIDENCE CATHOLIC HS



Career Highs

H	3	6x, last 2/27/22 vs. Cal Poly
R	3	2x, last 5/17/19 vs. Valparaiso
HR	2	2x, last 4/5/19 at Southern Illinois
RBI	4	2x, last 4/18/21 at Evansville
BB	3	5/17/19 vs. Valparaiso
SB	NA	NA

Noteworthy

- MVC Freshman of the Year and Collegiate Baseball Freshman All-America selection in 2019
- Posted 11-game hit streak from April 23 to May 12, 2019, hitting .350 with four homers and 14 RBIs
- Led the Bears in home runs each of his first two seasons
- Tied a school record when he was hit by three pitches versus Maine on March 8, 2020

Kotowski's Career Totals

Year	avg	gp-gs	ab	r	h	2b	3b	hr	rbi	tb	slg%	bb	hbp	so	gdp	ob%	sf	sh	sb-att	po	a	e	fld%
2019	.288	45-38	139	27	40	4	0	12	29	80	.576	17	4	52	1	.381	0	0	0-0	56	1	3	.950
2020	.266	17-17	64	6	17	4	1	3	16	32	.500	4	3	22	2	.338	0	0	0-0	24	0	0	1.000
2021	.199	43-42	156	17	31	8	0	5	23	54	.346	12	5	55	3	.276	1	1	1-1	69	2	2	.973
2022	.286	7-7	28	5	8	0	0	3	7	17	.607	3	1	13	0	.364	1	0	0-0	16	1	0	1.000
TOTAL	.248	112-104	387	55	96	16	1	23	75	183	.473	36	13	142	6	.331	2	1	1-1	165	4	5	.971

#18 SPENCER NIVENS | IF/OF | 5-11 | 185 | R-FR. | COLUMBIA, MO. | ROCK BRIDGE HS




Career Highs

H	4	2/20/22 at Central Arkansas
R	3	2x, last 2/20/22 at Central Arkansas
HR	1	2/20/22 at Central Arkansas
RBI	6	2/20/22 at Central Arkansas
BB	2	2/19/22 at Central Arkansas
SB	1	2/19/22 at Central Arkansas

Noteworthy

- Missouri's No. 3 prep shortstop in the class of 2020 according to Prep Baseball Report
- First-team all-state pick as a junior after hitting .381 with 45 hits and 38 runs
- Batted .454 with 44 hits and a program record 29 walks as a sophomore
- Father Matt played baseball at Missouri from 1994-97 and still ranks in MU's season and career top 10 in several offensive categories
- Had an RBI in five consecutive plate appearances on Feb. 20, 2022 at Central Arkansas

#21 DRAKE BALDWIN | C | 6-1 | 225 | JR. | MADISON, WIS. | MADISON WEST HS



Career Highs

H	3	2/19/22 at Central Arkansas
R	3	3x, last 2/19/22 at Central Arkansas
HR	1	6x, last 2/22/22 at Oral Roberts
RBI	6	3/7/21 at Central Arkansas
BB	2	6x, last 4/18/21 at Evansville
SB	1	4x, last 5/16/21 at Illinois State

Noteworthy

- Hit .295 in 2020 to become the first freshman to lead MSU in average since Jake Burger in 2015
- Drove in six runs on March 7, 2021 at Central Arkansas, the first six-RBI game for MSU since 2018
- Hit MSU's first walk-off home run since May 2019 on April 6, 2021 versus Drury
- Batted .351 (27-77) on 21-game hit streak from April 3-May 20, 2021, tying for the sixth-longest at MSU
- Tied a school record when he was hit by three pitches on May 21, 2021 vs. Valpo
- Second-team all-MVC selection in 2021, preseason all-MVC in 2022
- Scored 43 goals on the ice as a junior to lead the state of Wisconsin

Baldwin's Career Totals

Year	avg	gp-gs	ab	r	h	2b	3b	hr	rbi	tb	slg%	bb	hbp	so	gdp	ob%	sf	sh	sb-att	po	a	e	fld%
2020	.295	17-16	61	5	18	3	1	1	11	26	.426	7	1	4	1	.377	0	0	1-1	27	4	0	1.000
2021	.291	43-41	148	18	43	7	2	4	23	66	.446	17	14	21	2	.411	1	0	3-3	210	19	1	.996
2022	.464	7-7	28	7	13	2	0	1	4	18	.643	5	1	5	0	.543	1	0	0-0	46	2	0	1.000
TOTAL	.312	67-64	237	30	74	12	3	6	38	110	.464	29	16	30	3	.419	2	0	4-4	283	25	1	.997

#29 JADEN ROLFFS | C/1B/OF | 6-2 | 210 | SR. | PELLA, IOWA | PELLA COMMUNITY HS/IOWA WESTERN CC



Career Highs

H	3	2x, last 2/20/22 at Central Arkansas
R	2	5x, last 4/6/21 vs. Drury
HR	1	9x, last 5/1/21 at Southern Illinois
RBI	4	3/7/21 at Central Arkansas
BB	2	4/3/21 vs. Bradley
SB	NA	NA

Noteworthy

- Second-team junior college All-American as a freshman in 2019, hitting .457 with 14 homers and 70 RBIs in Iowa Western's national runner-up finish
- Hit .438 with 19 home runs, 84 RBIs and 69 runs scored in 77 career games at IWCC, adding a .525 on-base percentage and .824 slugging average
- Smacked first career grand slam March 7, 2021 at Central Arkansas
- Homered in three consecutive games from March 23-April 1, 2021, the first MSU player to do that since Jeremy Eierman in March 2017

Rolffs's Career Totals

Year	avg	gp-gs	ab	r	h	2b	3b	hr	rbi	tb	slg%	bb	hbp	so	gdp	ob%	sf	sh	sb-att	po	a	e	fld%
2021	.203	39-35	133	20	27	5	0	10	27	62	.466	8	3	27	4	.262	1	0	0-0	13	0	0	1.000
2022	.176	6-3	17	2	3	0	1	0	2	5	.294	1	0	3	0	.211	1	0	0-0	16	0	0	1.000
TOTAL	.200	45-38	150	22	30	5	1	10	29	67	.447	9	3	30	4	.256	2	0	0-0	29	0	0	1.000

MISSOURI STATE BASEBALL

MISSOURI STATE at KANSAS - March 2, 2022 - Lawrence, Kan. | INDIANA at MISSOURI STATE - March 4-6, 2022 - Springfield, Mo.

MISSOURI STATE NEWCOMER HITTERS

#4 JAKE GRAUBERGER | OF | 5-10 | 185 | JR. | LEE'S SUMMIT, MO. | WEST HS/JCCC



Career Highs

H	NA
R	NA
HR	NA
RBI	NA
BB	NA
SB	NA

Noteworthy

- Hit .430 with 38 extra-base hits in 65 career games at Johnson County Community College
- Helped the Cavaliers to a 25-0 start in 2021

#5 WILL DUFF | IF | 5-11 | 195 | JR. | SPRINGFIELD, MO. | CATHOLIC HS/VANDERBILT



Career Highs

H	3	2/18/22 at Central Arkansas
R	2	2x, last 2/27/22 vs. Cal Poly
HR	NA	
RBI	3	2/27/22 vs. Cal Poly
BB	2	2/20/22 at Central Arkansas
SB	NA	

Noteworthy

- Appeared in 18 games in two seasons at Vanderbilt, and was on the Commodores' national runner-up squad in 2021
- ABCA/Rawlings Third Team All-America selection as a senior in 2019 at Springfield Catholic High, hitting .451 with 13 home runs and a 1.680 OPS

#14 HAYDEN MOORE | OF | 5-11 | 165 | FR. | EDWARDSVILLE, ILL. | EDWARDSVILLE HS



Career Highs

H	3	2/20/22 at Central Arkansas
R	4	2/20/22 at Central Arkansas
HR	NA	
RBI	1	2/20/22 at Central Arkansas
BB	2	3x, last 2/20/22 at Central Arkansas
SB	1	2/22/22 at Oral Roberts

Noteworthy

- Two-time first-team all-conference pick in high school
- Stole 53 bases and scored 99 runs in his final two seasons
- Reached safely five times on Feb. 20, 2022 at Central Arkansas

#23 DREW TOWNSEND | OF | 6-2 | 215 | FR. | KANSAS CITY, MO. | PARK HILL SENIOR HS



Career Highs

H	NA	
R	NA	
HR	NA	
RBI	NA	
BB	1	2/20/22 at Central Arkansas
SB	NA	

Noteworthy

- Ranked as the class of 2021's No. 3 outfield prospect in Missouri by Prep Baseball Report
- Suburban Conference Gold Player of the Year as a senior, batting .343 with 23 RBI, 13 doubles and 36 runs scored

#25 ANTHONY SOCCI | C | 6-2 | 205 | SR. | NORWALK, CONN. | McMAHON HS/LITTLE ROCK



Career Highs

H	NA	
R	1	2/27/22 vs. Cal Poly
HR	NA	
RBI	NA	
BB	NA	
SB	NA	

Noteworthy

- Played at Little Rock in 2021 following two seasons at Lackawanna College in Scranton, Pa.
- Helped Lackawanna to an appearance in the 2019 Junior College Division 2 World Series

MISSOURI STATE BASEBALL

MISSOURI STATE at KANSAS - March 2, 2022 - Lawrence, Kan. | INDIANA at MISSOURI STATE - March 4-6, 2022 - Springfield, Mo.

MISSOURI STATE NEWCOMER HITTERS

#26 MASON GREER | IF | 6-0 | 205 | JR. | COLLEYVILLE, TEXAS | HERITAGE HS/McLELLAN CC



Career Highs

H	3	2/27/22 vs. Cal Poly
R	1	3x, last 2/22/22 at Oral Roberts
HR	1	2/20/22 at Central Arkansas
RBI	1	4x, last 2/27/22 vs. Cal Poly
BB	NA	
SB	NA	

Noteworthy

- Played at Auburn in 2020 and McLennan Community College (Waco, Texas) in 2021
- Hit .322 with 17 home runs, 66 RBI and 33 total extra-base hits in 62 games at McLennan, helping the Highlanders to the NJCAA Division I national title and was an all-tournament selection at the JUCO World Series
- Father, Rusty, was a career .305 hitter in nine big league seasons with the Texas Rangers

#33 LIAM MORENO | IF | 5-9 | 195 | FR. | SUN PRAIRIE, WIS. | SUN PRAIRIE HS



Career Highs

H	NA	
R	NA	
HR	NA	
RBI	NA	
BB	NA	
SB	NA	

Noteworthy

- Three-time all-conference selection on the infield who helped the Sun Prairie Cardinals to a state championship in 2021 and state runner-up finish as a sophomore
- Attended the same high school as MSU senior Walker Jenkins
- Rated as the top third baseman and eighth overall player in the Badger State by Prep Baseball Report

#44 CARLOS VASQUEZ | IF | 6-1 | 200 | FR. | LAWRENCE, KAN. | LAWRENCE HS



Career Highs

H	NA	
R	NA	
HR	NA	
RBI	NA	
BB	1	2/20/22 at Central Arkansas
SB	NA	

Noteworthy

- Earned all-state, all-league and area player of the year honors as a senior after batting .417 with 27 hits, three home runs and 10 stolen bases in 22 games
- Ranked as the No. 7 overall prospect and No. 2 shortstop in Kansas according to Prep Baseball Report

#50 MASON ROEHR | C | 6-1 | 210 | FR. | GRANITE CITY, ILL. | GRANITE CITY HS



Career Highs

H	NA	
R	NA	
HR	NA	
RBI	NA	
BB	NA	
SB	NA	

Noteworthy

- Southwest Conference Offensive Player of the Year as a senior after batting .428 with 11 extra-base hits, 21 RBI, 16 runs scored and 10 stolen bases in 27 games
- Three-time Mississippi Valley Club Hockey Association all-star, scoring 95 career goals on the ice, including eight playoff goals and two in the title game for Granite City's championship team
- Played linebacker for the Warriors' football team as a freshman and finished second on the varsity in tackles

MISSOURI STATE BASEBALL

MISSOURI STATE at KANSAS - March 2, 2022 - Lawrence, Kan. | INDIANA at MISSOURI STATE - March 4-6, 2022 - Springfield, Mo.

MISSOURI STATE RECORDS SUMMARY

Individual Batting

Games Played

Season: 66, Dant'e Brinkley, Adam Pummill, Brooks Colvin, Shaun Marcum, Rick Wilson, 2003
Career: 236, Matt Gardner, 1999-02

At-Bats

Game: 8, Earnie Johnson, Pat Kelly and Mark Neff, 5/1/88 vs. ORU;
Ryan Gotcher and Chris Taylor, 4/6/04 vs. Arkansas; Adam Pummill, 2/25/06 vs. UNCG
Season: 278, Dant'e Brinkley, 2003
Career: 972, Matt Gardner, 1999-02

Runs

Game: 6, Bobby McCulloch, 5/6/75 vs. SIU Edwardsville; Larry Doss, 5/9/87 vs. Eastern Illinois and Lance Burkhart, 3/6/97 vs. Missouri Baptist
Season: 90, Matt Cepicky, 1999
Career: 243, Matt Gardner, 1999-02

Hits

Game: 7, Greg Resz, 3/5/91 vs. Lincoln
Season: 96, Steve Hacker and Dave Slemmer, 1995; Dant'e Brinkley, 2003
Career: 316, Matt Gardner, 1999-02

Singles

Game: 5, Jim Schaefer, 5/27/78 vs. Eastern Illinois; Keith Champion, 5/11/81 vs. Central Missouri; Greg Resz, 3/5/91 vs. Lincoln; Todd DeBryn, 5/3/92 vs. UNI; Alex Manary, 3/22/94 vs. Minnesota
Season: 76, Bill Mueller, 1991
Career: 241, Kevin Medrano, 2009-12

Doubles

Game: 3, on 22 occasions, last time by Justin Paulsen, 4/29/17 at Evansville
Season: 26, Steve Meyer, 1986
Career: 67, Brayden Drake, 2006-09

Triples

Game: 3, Ken Brown, 4/8/66 vs. Missouri S&T
Season: 12, Dant'e Brinkley, 2001
Career: 20, Mark Garrett, 1979-82

Home Runs

Game: 4, John Knott, 5/2/92 vs. UNI
Season: 37, Steve Hacker, 1995
Career: 63, Jason Hart, 1996-98

Runs Batted-In

Game: 11, John Knott, 5/2/92 vs. UNI
Season: 100, Matt Cepicky, 1999
Career: 203, Jason Hart, 1996-98

Batting Average

Season: .442, J. D. Warner, 1983
Career: .426, J. D. Warner, 1982-83
Career (4 years): .376, Bill Mueller, 1990-93

Consecutive Games Hitting Safely

30, Brayden Drake, 4/27/08-3/25/09

Total Bases

Game: 17, John Knott, 5/2/92 vs. UNI
Season: 225, Steve Hacker, 1995
Career: 506, Jason Hart, 1996-98

Extra-Base Hits

Game: 5, Larry Doss, 5/9/87 vs. Eastern Illinois
Season: 55, Steve Hacker, 1995
Career: 116, Jason Hart, 1996-98

Slugging Average

Season: .957, Steve Hacker, 1995
Career: .725, Jason Hart, 1996-98

Hit By Pitch

Game: 3, Jud Kindle, 2/20/04 vs. Little Rock
Ryan Mantle, 2/22/08 vs. DBU; Brayden Drake, 5/11/08 vs. Middle Tennessee; Ben Whetstone at Murray State, 4/3/19; Dakota Kotowski vs. Maine, 3/8/20; Drake Baldwin vs. Valparaiso, 5/21/21
Season: 23, Jeremy Isenhower, 2002
Career: 41, Ben Carlson, 2007-09

Walks

Game: 5, Cory Krueger, 3/15/91 vs. Austin Peay; Steve Hacker, 4/23/95 vs. UNI; and Lance Burkhart, 2/14/97 vs. Nevada
Season: 55, Dylan Becker, 2015
Career: 154, Bill Mueller, 1990-93

Strikeouts

Game: 5, Greg Mathis, 5/1/01 vs. Missouri; Tyler Ryan, 2/26/10 at UTA
Season: 74, Ryan Howard, 2001
Career: 207, Nick Kays, 1997-00

On-Base Percentage

Season: .563, Dan Iseminger, 1983
Career: .493, Rick Clarkston, 1983-84

Sacrifice Hits

Game: 3, Joey Hawkins, 5/22/14 vs. Bradley; Ken Watkins, 5/23/69 vs. Minnesota State
Season: 29, Joey Hawkins, 2015
Career: 62, Joey Hawkins, 2012-15

Sacrifice Flies

Game: 2, held by many players
Season: 9, Brooks Colvin, 2003
Career: 17, Brooks Colvin, 2001-04

Stolen Bases

Game: 4, Larry Doss, 3/6/86 vs. Evangel; Greg Brewer, 4/15/86 vs. Evangel
Season: 30, Greg Brewer, 1986
Career: 69, Dant'e Brinkley, 2000-03

Game-Winning RBI

Season: 13, Steve Meyer, 1986; Steve Hacker, 1995
Career: 23, Steve Hacker, 1993-95

Individual Fielding

Putouts

Game: 19, Tom Hodge, 3/23/67 vs. Oklahoma Christian; Tim Rafferty, 2/25/06 vs. UNC Greensboro; Connor Smith, 3/29/14 vs. Southern Illinois
Season: 545, Justin Paulsen, 2015
Career: 1,588, Justin Paulsen, 2015-17

Assists

Game: 10, Curt Courtwright, 5/10/09 at Creighton
Season: 192, Joey Hawkins, 2015
Career: 656, Chris Curry, 1995-98

Errors

Game: 4, set on 5 occasions, last time by Jon Hale, 3/3/96 vs. ORU
Season: 30, Brooks Colvin, 2001
Career: 73, Brooks Colvin, 2001-04

Total Chances

Game: 21, Brian Mahaffey, 5/1/88 vs. ORU
Season: 601, Jason Hart, 1997
Career: 1,703, Justin Paulsen, 2015-17

Double Plays

Game: 5, Ryan Howard, 3/30/99 vs. SE Missouri
Season: 60, Ryan Howard, 1999
Career: 151, Ryan Howard, 1999-01

Fielding Average

Season: 1.000, Bill Helfrecht, 1968; Jim Anderson, 1970; Corby Fister and Cory Krueger, 1989; Chad Lakin and Cory Krueger, 1990; Shawn Padgett, 1991; Chad Lakin, 1992; Micah Holst, 1999; Dant'e Brinkley, 2002; Nolan Keane, 2008; Aaron Conway, 2010
Career: .992, Steve Seal, 1969-70

Individual Pitching

Games

Season: 37, Jake Fromson, 2017
Career: 88, Bryan Young, 2014-17

Games Started

Season: 17, Doug Still, 2017; Matt Hall, 2015; Cody Schumacher, 2012
Career: 49, Brad Ziegler, 2000-03

Complete Games

Season: 10, Brian Wisser, 1986
Career: 18, Brad Ziegler, 2000-03

Innings Pitched

Game: 11.0, John Rheinecker, 3/3/01 vs. Arkansas State
Season: 125.0, Matt Hall, 2015
Career: 365.0, Brad Ziegler, 2000-03

Consecutive Scoreless Innings Pitched

Season: 38.1, Nick Petree, 4/6/12 to 5/17/12
Career: 38.1, Nick Petree, 4/6/12 to 5/17/12

Hits Allowed

Game: 16, Tom Fulkerson, 3/19/85 vs. UTA
Season: 115, Brad Ziegler, 2003
Career: 371, Brad Ziegler, 2000-03

Fewest Hits Allowed

Game: 0, Steve Dunn, 4/12/79 vs. Evangel (5 inn.); Scott Buchheit-Darrell Maus-Matt Brewer-Terry Menown, 3/14/89 vs. Lincoln; Mike Whitley, 5/2/94 vs. Southeast Missouri (7 inn.)

Runs Allowed

Game: 13, Rand Chappell, 3/20/84 vs. Southern; Scott Prince, 3/11/85 vs. Indiana State
Season: 71, Jim Gibbs, 1987; Jarrod Mays, 1996
Career: 207, John Hardin, 1996-00

Earned Runs Allowed

Game: 12, Mike Hill, 4/18/75 vs. Central Missouri; Scott Prince, 3/11/85 vs. Indiana State
Season: 63, Scott Geitz, 1998
Career: 169, John Hardin, 1996-00

Walks Allowed

Game: 10, Stean Thornton, 5/2/76 vs. UMSL
Season: 75, Dirk Lindauer, 1991
Career: 206, Mike Whitley, 1992-95

Strikeouts

Game: 17, Charles Burt, 5/16/69 vs. Northwest Missouri State; Gary Wilson, 3/23/67 vs. Oklahoma Christian
Season: 171, Matt Hall, 2015
Career: 330, Brad Ziegler, 2000-03

Earned Run Average

Season: 0.59, Dick Jones, 1971
Career: 1.55, Dick Jones, 1969-72

Wins

Season: 12, Matt Hall, 2015; Brad Ziegler, 2003
Career: 32, Brad Ziegler, 2000-03

Losses

Season: 9, Brett Sinkbeil, 2005; Pat Doyle, 2010; Mike Kickham, 2010
Career: 16, Gary Wilson, 1964-67; Dustin Tignor, 1996-00; Pat Doyle, 2007-10

Winning Percentage

Season (6 or more wins): 1.000, Sam Perez, 2016; Bryan Young, 2015; Ken Watkins, 1969; Jody Payne, 1978; Kirby Cannon, 1980; Dan Harwell, 1983; Tim Clubb, 2008
Career: .909, Sam Perez, 2013-16; Greg Reed, 1987-88

Shutouts

Season: 3, Ken Watkins, 1969; Steve Dunn, 1979; Greg Reed, 1988; Craig Sands, 1990; Paul Marsala, 2004
Career: 4, Ken Watkins, 1967-70

Saves

Season: 16, Bryan Young, 2015
Career: 35, Bryan Young, 2014-17

Team Batting

Games Played

Season: 66, 2003

At-Bats

Game: 64, 5/1/88 vs. ORU
Season: 2,260, 2002

Runs

Game: 37, 3/7/88 vs. Benedictine
Season: 607, 1999

Hits

Game: 34, 3/7/88 vs. Benedictine; 3/21/89 vs. UMBC
Season: 720, 2002

Doubles

Game: 10, 3/11/95 vs. Truman
Season: 149, 2002

Triples

Game: 6, 4/8/66 vs. Missouri S&T
Season: 36, 2001

Home Runs

Game: 12, 4/20/99 vs. Pittsburg State
Season: 144, 1999

Runs Batted-In

Game: 36, 3/7/88 vs. Benedictine
Season: 561, 1999

Batting Average

Season: .373, 1981

Total Bases

Game: 72, 4/20/99 vs. Pittsburg State
Season: 1,275, 1999

Extra-Base Hits

Game: 19, 4/20/99 vs. Pittsburg State
Season: 270, 1999

Slugging Average

Season: .626, 1999

Game-Winning RBI

Season: 45, 1986

Hit By Pitch

Game: 9, 2/22/08 vs. DBU; 5/11/08 vs. Middle Tennessee
Season: 80, 2004

Walks

Game: 18, 4/5/16 vs. Saint Louis
Season: 351, 2017

Strikeouts

Game: 26, 2/26/10 at UTA
Season: 527, 2019

Fewest Strikeouts

Season: 116, 1981

Sacrifice Hits

Game: 6, 4/25/81 vs. UMSL
Season: 54, 2015

Sacrifice Flies

Game: 5, 5/19/02 vs. Indiana State; 4/3/07 vs. Southeast Missouri
Season: 44, 2002

Stolen Bases

Game: 10, 3/18/85 vs. North Texas; 4/15/86 vs. Evangel
Season: 118, 1986

Team Fielding

Putouts

Game: 48, 5/1/88 vs. ORU; 4/6/04 vs. Arkansas
Season: 1,703, 2003

Assists

Game: 25, 5/1/88 vs. ORU
Season: 686, 1997

Errors

Game: 11, 3/14/64 vs. Arkansas State
Season: 134, 1984

Fewest Errors

Season: 37, 1968

Total Chances

Game: 74, 5/1/88 vs. ORU
Season: 2,456, 2002

Double Plays

Game: 5, 3/15/85 vs. Missouri Western
Season: 66, 1986

Fielding Average

Season: .976, 2015

Team Pitching

Complete Games

Season: 34, 1986

Innings Pitched

Game: 16, 5/1/88 vs. ORU; 4/6/04 vs. Arkansas
Season: 567.2, 2003

Walks

Game: 17, 5/25/97 vs. Rice
Season: 317, 1992

Strikeouts

Game: 19, 3/23/67 vs. Oklahoma Christian
Season: 560, 2017

Shutouts

Season: 11, 2012

Saves

Season: 18, 2015 and 2011

Earned Run Average

Season: 2.57, 2012

MISSOURI STATE BASEBALL

MISSOURI STATE at KANSAS - March 2, 2022 - Lawrence, Kan. | INDIANA at MISSOURI STATE - March 4-6, 2022 - Springfield, Mo.

MISSOURI STATE SINGLE-SEASON RECORDS

Hitting

Games		At Bats		Runs	
Dan'te Brinkley (03)	66	Dan'te Brinkley (03)	278	Matt Cepicky (99)	90
Brooks Colvin (03)	66	Brooks Colvin (03)	267	Matt Gardner (99)	82
Shaun Marcum (03)	66	Matt Gardner (02)	256	Micah Holst (99)	75
Adam Pummil (03)	66	Greg Mathis (02)	251	Jason Hart (98)	71
Rick Wilson (03)	66	Dave Slemmer (95)	251	Jake Burger (17)	69
Greg Mathis (03)	65	Matt Gardner (01)	250	Bill Mueller (91)	69
Tony Piazza (03)	64	Dan'te Brinkley (02)	249	Dan'te Brinkley (03)	68
Matt Gardner (02)	64	Joey Hawkins (15)	248	Ryan Howard (99)	68
Greg Mathis (02)	64	Helms (12)-Voit (12)	248	Jeremy Eierman (17)	67
Tony Piazza (02)	64	Mathis (03)-Medrano (12)	248	Steve Meyer (86)	67

Hits		Singles		Doubles	
Dan'te Brinkley (03)	96	Bill Mueller (91)	76	Steve Meyer (86)	26
Steve Hacker (95)	96	Ben Woodbury (08)	71	Spiker Helms (12)	23
Dave Slemmer (95)	96	Dan'te Brinkley (03)	67	Brandon Jackson (98)	23
Micah Holst (99)	94	Micah Holst (99)	63	Jake Burger (15)	22
Ben Woodbury (08)	92	Kevin Medrano (12)	62	Matt Gardner (02)	22
Matt Cepicky (99)	92	Kevin Medrano (10)	62	Chad Lakin (92)	22
Jason Hart (98)	92	Adam Pummil (03)	62	Lakin (93)-Drake (08)	21
Jason Hart (97)	91	Brooks Colvin (03)	61	Johnson (88)-Brewer (91)	21
Brandon Jackson (98)	89	Matt Gardner (99)	60	Howard Bell (86)	21
Kevin Medrano (10)	86	Six players tied with	59	Kneeshaw (95)-Mantle (08)	20
Mueller (91)-Brinkley (02)	86			Mahaffey (87)-Hart (96)	20

Triples		Home Runs		Runs Batted-In	
Dan'te Brinkley (01)	12	Steve Hacker (95)	37	Matt Cepicky (99)	100
Aaron Conway (09)	8	Matt Cepicky (99)	30	Steve Hacker (95)	95
Evan Pratte (90)	8	Jason Hart (98)	28	Jason Hart (98)	91
Mark Garrett (81)	8	Jon Hale (99)	25	Steve Meyer (86)	83
Bobby Naron (80)	8	Spencer Johnson (16)	24	Matt Brewer (91)	75
Hunter Steinmetz (16)	7	Jeremy Eierman (17)	23	Jake Burger (16)	72
Greg Mathis (01)	7	Nick Kays (99)	23	Spencer Johnson (16)	70
Brad Kennedy (96)	7	Jake Burger (17)	22	Brian Mahaffey (88)	69
Greg Brewer (86)	7	Jake Burger (16)	21	Jeremy Eierman (17)	68
J.D. Warner (83)	7	Brian Mahaffey (88)	21	Jon Hale (99)	68

Game-Winning RBI		Batting Average		On-Base Percentage	
Steve Hacker (95)	13	J. D. Warner (83)	.442	Danny Iseminger (83)	.563
Steve Meyer (86)	13	Bob Blakley (74)	.440	Jim Nichols (65)	.561
Chris Playter (09)	11	Jim Nichols (65)	.438	Rich Clarkson (85)	.535
Jake Burger (17)	10	Terry Repp (81)	.432	Doug Bagby (83)	.509
Matt Brewer (89, 91)	10	Rick Clarkston (85)	.427	Cal Armstrong (73)	.506
Bax (84)-Bailey (82)	10	Richie Ayers (91)	.427	Mark Garrett (81)	.503
Brian Mahaffey (87)	9	Jason Hart (98)	.416	Matt Cepicky (99)	.500
Brent Seifert (12)-Matheny (15)	8	Steve Meyer (86)	.416	John Knott (92)	.500
Pratte (91)-Cepicky (99)	8	Mark Garrett (81)	.416	Keith Champion (81)	.495
Dave (81)-Bartlett (90)	8	Matt Cepicky (99)	.414	Rick Clarkston (84)	.493

Extra-Base Hits		Total Bases		Slugging Average	
Steve Hacker (95)	55	Steve Hacker (95)	225	Steve Hacker (95)	.957
Steve Meyer (86)	48	Matt Cepicky (99)	193	Mark Mennemeier (77)	.896
Jason Hart (98)	43	Jason Hart (98)	191	Matt Cepicky (99)	.869
Spencer Johnson (16)	41	Steve Meyer (86)	173	Jason Hart (98)	.864
Matt Cepicky (99)	40	Jason Hart (97)	168	Steve Meyer (86)	.859
Jeremy Eierman (17)	39	Dave Slemmer (95)	165	Bob Blakley (74)	.820
Lance Burkhart (96)	38	Jeremy Eierman (17)	164	Jon Hale (99)	.779
Matt Cepicky (98)	37	Jake Burger (16)	162	Ken Brown (66)	.760
Jason Hart (97)	37	Jake Burger (17)	160	Jim Nichols (65)	.750
Dave Slemmer (95)	37	Hale (99)-Cepicky (98)	159	Matt Cepicky (98)	.729

Walks		Strikeouts		Hit By Pitch	
Dylan Becker (15)	55	Ryan Howard (01)	74	Jeremy Isenhower (02)	23
Bill Mueller (91)	52	Joey Polak (19)	73	Ben Carlson (09)	22
Spencer Johnson (16)	46	Tony Piazza (02)	69	Jud Kindle (04)	20
Spencer Johnson (15)	46	Nick Kays (99)	68	Matt Brown (18)	19
John Privitera (18)	45	Jeremy Eierman (16)	67	Tate Matheny (15)	18
Spiker Helms (12)	44	Tony Piazza (03)	66	Ben Carlson (08)	16
Brad Kennedy (95)	44	Jeremy Eierman (17)	61	Jeremy Eierman (17)	12
Burger (17)-Paulsen (15)	43	Hunter Steinmetz (17)	59	Brayden Drake (09)	12
Helms (11)-Keane (08)	42	Logan Geha (19)	58	John Knott (92)	12
Fister (90)-Guttin (76)	42	Dan'te Brinkley (03)	58	Nine players tied with	11

Stolen Bases		Sacrifice Hits		Sacrifice Flies	
Greg Brewer (86)	30	Joey Hawkins (15)	29	Brooks Colvin (03)	9
Mike Ruble (88)	29	Joey Hawkins (14)	19	Greg Mathis (02)	8
John Wahlig (87)	25	Eric Cheray (12)	14	Dylan Becker (15)	7
Dan'te Brinkley (02)	25	Joey Hawkins (13)	13	Justin Paulsen (15)	7
Dan'te Brinkley (03)	24	John Knott (92)	12	Brent Bartlett (90)	7
Aaron Conway (10)	24	Toby Gardenhire (04)	11	Evan Pratte (90)	7
Bill Mueller (92)	23	Kevin Medrano (09)	10	Spencer Johnson (16)	6
Larry Doss (86)	22	Travis McCormack (13)	10	Medrano (11)-Voit (12)	6
Jeremy Eierman (18)	21	Ben Woodbury (08)	9	Piazza (02)-McCormack (11)	6
Bill Goedde (86)	20	Kneeshaw (96)-Marcum (02)	9	Colvin (02)-Isenhower (02)	6
Matt Lawson (06)	20	Kasper (75)-Royle (78)	9	Bartlett (89)-Collier (99)	6
				Winston (75)-Kelly (88)	6

Pitching

Games		Games Started	
Jake Fromson (17)	37	Doug Still (17)	17
Sam Perez (16)	36	Matt Hall (15)	17
Connor Sechler (18)	32	Cody Schumacher (12)	17
Zach Merciez (15)	31	Dylan Coleman (18)	16
Bryan Young (15)	30	Dylan Coleman (17)	16
Connor Sechler (18)	27	Jordan Knutson (16)	16
Sam Perez (15)	27	Nick Petree (12)	16
Hayden Juenger (19)	26	Chad Mulholland (03)	16
Tyler Burgess (12)	26	Brad Ziegler (03)	16
Scott Geitz (95)	26	10 tied with	15

Complete Games		Innings Pitched	
Brian Wisser (86)	10	Matt Hall (15)	125.0
Stacey Burkley (86)	8	Chad Mulholland (03)	119.2
Kirby Cannon (79)	8	Nick Petree (12)	115.1
Dick Jones (71)	8	Derek Drage (04)	112.1
Mark Lopinot (70)	8	Brad Ziegler (03)	106.2
Ken Watkins (69)	8	Tim Clubb (08)	103.2
Jim Gibbs (86, 87)	7	Doug Still (17)	103.0
Tom Fulkerson (84)	7	Jon Harris (15)	103.0
Rick Brandell (82)	7	Dylan Coleman (18)	102.2
Newell (66)-Watkins (70)	7	Brian Wisser (86)	102.2

Hits Allowed		Runs Allowed	
Brad Ziegler (03)	115	Jarrod Mays (96)	71
Jarrod Mays (96)	113	Jim Gibbs (87)	71
Pat Doyle (10)	112	Tim Clubb (09)	70
Derek Drage (04)	107	Scott Geitz (98)	70
Paul Crain (91)	107	Pat Doyle (10)	66
Brian Wisser (86)	104	Mike Kickham (10)	66
Mike Kickham (10)	101	Bryan Buschhorn (97)	64
Chad Mulholland (03)	101	Mike Whitley (93)	64
Blake Barber (11)	100	Brett Sinkbeil (05)	63
Jim Gibbs (87)	100	Brad Ziegler (03)	60

Earned Runs Allowed		Earned Run Average	
Scott Geitz (98)	63	Dick Jones (71)	0.59
Jarrod Mays (96)	60	Nick Petree (12)	1.01
Mike Whitley (93)	58	Ken Watkins (69)	1.60
Mike Kickham (10)	56	Craig Sands (90)	1.60
Bryan Buschhorn (97)	54	Nick Petree (13)	1.61
Dylan Coleman (17)	53	David Oatman (74)	1.69
Jim Gibbs (87)	51	Wes Rhea (64)	1.70
Tim Clubb (09)	50	Jan Schmidt (72)	1.80
Brad Ziegler (03)	50	Dale Bowling (89)	1.88
Paul Crain (91)	48	Mike Hill (76)	1.97

Walks		Strikeouts	
Dirk Lindauer (91)	75	Matt Hall (15)	171
Mike Whitley (93)	68	Dylan Coleman (18)	129
Dylan Coleman (18)	59	Pierce Johnson (12)	119
Bart Evans (92)	58	Chad Mulholland (03)	117
John Hardin (00)	54	Jon Harris (15)	116
John Hardin (99)	52	Nick Petree (12)	114
Bryan Buschhorn (97)	52	Sam Perez (16)	112
Mike Whitley (92)	52	Nick Petree (13)	111
Mike Godfrey (86)	51	Ross Detwiler (07)	110
Dylan Coleman (17)	50	Jarrod Mays (95)	107

Victories		Losses	
Matt Hall (15)	12	Pat Doyle (10)	9
Brad Ziegler (03)	12	Mike Kickham (10)	9
Clubb (08)-Baumann (09)	11	Brett Sinkbeil (05)	9
Brian Wisser (86)	10	Derek Drage (04)	7
Mulholland (03)-Mays (95)	10	Brad Ziegler (00)	7
Petree (12)-Coleman (18)	10	Jarrod Mays (96)	7
Petree (11)-Perez (15)	9	Jim Freie (84)	7
Garola (97)-Ziegler (01)	9	Gary Wilson (64)	7
Gibbs (87)-Lindauer (91)	9	Eight tied with	6
Watkins (69)-Anderson (80)	9		

Winning Percentage		Shutouts	
Sam Perez (16)	1.000	Paul Marsala (04)	3
Bryan Young (15)	1.000	Craig Sands (90)	3
Tim Clubb (08)	1.000	Greg Reed (88)	3
Chann Whiteside (90)	1.000	Steve Dunn (79)	3
Danny Harwell (83)	1.000	Ken Watkins (69)	3
Kirby Cannon (80)	1.000	12 tied with	2
Jody Payne (78)	1.000		
Ken Watkins (69)	1.000		
Buddy Baumann (09)	.917		
Jarrod Mays (95)	.909		
Sam Perez (15)	.900		
Steve Anderson (80)	.900		

Fielding

Putouts	
Justin Paulsen (15)	545
Jason Hart (97)	543
Justin Paulsen (17)	536
Jason Hart (96)	531
Justin Paulsen (16)	507
Ryan Howard (00)	504
Tim Rafferty (06)	503
Tony Piazza (03)	500
Luke Voit (12)	499
Steve Hacker (95)	497

Assists	
Joey Hawkins (15)	192
Joey Hawkins (14)	185
Evan Pratte (91)	184
Pat Kelly (88)	179
Jeremy Eierman (17)	178
Dan Firlit (00)	178
Brad Kennedy (96)	175
Chris Curry (97)	170
Travis McCormack (13)	168
Dan Firlit (99)	166

Errors	
Brooks Colvin (01)	30
Dan Firlit (99)	27
Mike Collier (00)	24
Dan Firlit (00)	24
Lance Burkhart (96)	24
Matt Gardner (01)	23
Brad Kennedy (96)	23
Rick Clarkston (84)	22
Five players tied with	21

Total Chances	
Jason Hart (97)	601
Justin Paulsen (17)	579
Jason Hart (96)	578
Justin Paulsen (15)	572
Luke Voit (12)	561
Ben Margalski (01)	557
Mike Piazza (02)	553
Ryan Howard (00)	553
Justin Paulsen (16)	550
Tony Piazza (03)	547

Double Plays	
Ryan Howard (99)	60
Steve Meyer (86)	58
Jason Hart (97)	53
Jim Calhoun (90)	52
Dan Firlit (99)	51
Ryan Howard (00)	48
Jason Hart (98)	48
Steve Hacker (95)	48
Matt Lawson (07)	47
Three tied with	46

Fielding Average	
Aaron Conway (10)	1.000
Kyle Paul (07)	1.000
Dan'te Brinkley (02)	1.000
Micah Holst (99)	1.000
Chad Lakin (92)	1.000
Shawn Padgett (91)	1.000
Corby Fister (89)	1.000
Cory Krueger (89)	1.000
Jim Anderson (70)	1.000
Bill Helfrecht (68)	1.000

Saves	
Bryan Young (15)	16
Dan Kickham (11)	13
Shaun Marcum (03)	13
Bryan Young (16)	11
Tyler Burgess (12)	11
Chris Krawczyk (06)	9
Connor Sechler (18)	8
Bryan Young (17)	8
Matt Frevert (08)	8
Grant Gordon (10)	7
Tony Floyd (88)	7

Statistical Minimums: Batting Average, Slugging Average and On Base Percentage based on minimum of one time at bat for each game played by team; Fielding Average based on minimum of 50 total chances; Earned Run Average based on minimum of one inning pitched per game played by team; Winning Percentage based on a minimum of six decisions.

MISSOURI STATE BASEBALL

MISSOURI STATE AT KANSAS - March 2, 2022 - Lawrence, Kan. | INDIANA AT MISSOURI STATE - March 4-6, 2022 - Springfield, Mo.

MISSOURI STATE CAREER RECORDS

Hitting

Games		At Bats		Runs	
Matt Gardner (99-02)	236	Matt Gardner (99-02)	972	Matt Gardner (99-02)	243
Greg Mathis (00-03)	232	Kevin Medrano (09-12)	895	Bill Mueller (90-93)	234
Chris Curry (95-98)	227	Greg Mathis (00-03)	873	Micah Holst (96-99)	217
Jack Duffy (17-21)	225	Micah Holst (96-99)	865	Dant'e Brinkley (00-03)	188
Brooks Colvin (01-04)	224	Chris Curry (95-98)	843	Chris Curry (95-98)	188
Micah Holst (96-99)	223	Brayden Drake (06-09)	817	Jason Hart (96-98)	183
Evan Pratte (88-91)	220	Dant'e Brinkley (00-03)	813	Mark Garrett (79-82)	180
Kevin Medrano (09-12)	217	Brooks Colvin (01-04)	806	Evan Pratte (88-91)	176
Dylan Becker (12-15)	216	Jack Duffy (17-21)	778	Kevin Medrano (09-12)	170
Bill Mueller (90-93)	216	Luke Voit (10-13)	776	Matt Cepicky (97-99)	170
Hits		Singles		Doubles	
Matt Gardner (99-02)	316	Kevin Medrano (09-12)	241	Brayden Drake (06-09)	67
Kevin Medrano (09-12)	310	Bill Mueller (90-93)	222	Matt Gardner (99-02)	62
Bill Mueller (90-93)	289	Matt Gardner (99-02)	213	Chad Lakin (90-93)	59
Micah Holst (96-99)	284	Micah Holst (96-99)	200	Chris Curry (95-98)	57
Dant'e Brinkley (00-03)	279	Dant'e Brinkley (00-03)	190	Kevin Medrano (09-12)	54
Brayden Drake (06-09)	268	Evan Pratte (88-91)	190	Dant'e Brinkley (00-03)	54
Chris Curry (95-98)	266	Brooks Colvin (01-04)	188	Jason Hart (96-98)	52
Jason Hart (96-98)	263	Greg Mathis (00-03)	179	Steve Hacker (93-95)	50
Greg Mathis (00-03)	262	Chris Curry (95-98)	168	Spencer Johnson (13-16)	49
Evan Pratte (88-91)	259	Brayden Drake (06-09)	167	Brian Mahaffey (85-88)	49
Triples		Home Runs		Runs Batted-In	
Mark Garrett (79-82)	20	Jason Hart (96-98)	63	Jason Hart (96-98)	203
Dant'e Brinkley (00-03)	19	Nick Kays (97-00)	60	Nick Kays (97-00)	192
Aaron Conway (08-11)	16	Steve Hacker (93-95)	59	Steve Hacker (93-95)	184
Evan Pratte (88-91)	15	Matt Cepicky (97-99)	51	Ryan Howard (99-01)	183
Greg Mathis (00-03)	13	Ryan Howard (99-01)	50	Matt Cepicky (97-99)	183
Micah Holst (96-99)	13	Jake Burger (15-17)	47	Matt Gardner (99-02)	182
Jeremy Isehower (01-02)	12	Jeremy Eierman (16-18)	42	Jake Burger (15-17)	179
Bill Mueller (90-93)	12	Brian Mahaffey (85-88)	42	Brayden Drake (06-09)	176
J.D. Warner (82-83)	12	Ben Carlson (07-09)	38	Micah Holst (96-99)	175
Blakley (74-77)-Snider (76-79)	12	Chris Curry (95-98)	37	Brian Mahaffey (85-88)	175
Game-Winning RBI		Batting Average		On-Base Percentage	
Steve Hacker (93-95)	23	J.D. Warner (82-83)	.426	Rick Clarkston (83-84)	.493
Matt Brewer (89-91)	22	Danny Isehower (83-84)	.406	Danny Isehower (83-84)	.492
Matt Gardner (99-02)	19	Rick Clarkston (84-85)	.405	Jeff Kaiser (87-88)	.489
Luke Voit (10-13)	18	Jeff Kaiser (87-88)	.402	Corby Fisher (89-90)	.483
Matt Cepicky (97-99)	18	Rick Hardesty (82-83)	.384	Bill Mueller (90-93)	.481
Evan Pratte (88-91)	18	Larry Doss (86-87)	.380	J.D. Warner (82-83)	.469
Jake Burger (15-17)	17	Matt Cepicky (97-99)	.378	Dave Herbert (80-83)	.467
Chris Player (05-09)	17	Jason Hart (96-98)	.377	Larry Goessling (77-78)	.466
Jason Hart (96-98)	17	Larry Goessling (77-78)	.377	Doug Bagby (72-73)	.462
Brian Mahaffey (85-88)	17	Bill Mueller (90-93)	.376	Terry Burke (79-80)	.460
Extra-Base Hits		Total Bases		Slugging Average	
Jason Hart (96-98)	116	Jason Hart (96-98)	506	Jason Hart (96-98)	.725
Steve Hacker (93-95)	110	Matt Gardner (99-02)	496	Steve Hacker (93-95)	.708
Matt Gardner (99-02)	103	Steve Hacker (93-95)	466	Matt Cepicky (97-99)	.706
Nick Kays (97-00)	102	Nick Kays (97-00)	460	Brian Mahaffey (85-87)	.688
Brayden Drake (06-09)	101	Micah Holst (96-99)	447	Ryan Howard (99-01)	.662
Jake Burger (15-17)	100	Matt Cepicky (97-99)	444	Mark Mennemeier (77-78)	.662
Chris Curry (95-98)	98	Chris Curry (95-98)	442	Larry Goessling (77-78)	.660
Matt Cepicky (97-99)	97	Jake Burger (15-17)	440	Lance Burkhardt (96-97)	.655
Jeremy Eierman (16-18)	95	Brayden Drake (06-09)	431	Bob Blakley (74-77)	.653
Brian Mahaffey (85-88)	95	Dant'e Brinkley (00-03)	419	Brad Kennedy (95-96)	.647
Walks		Strikeouts		Hit By Pitch	
Bill Mueller (90-93)	154	Nick Kays (97-00)	207	Ben Carlson (07-09)	41
Spencer Johnson (13-16)	133	Spencer Johnson (13-16)	179	Matt Gardner (99-02)	33
Eric Cheray (12-15)	129	Ryan Howard (99-01)	176	Micah Holst (96-99)	33
Dylan Becker (12-15)	124	Greg Mathis (00-03)	176	Aaron Conway (08-11)	31
Justin Paulsen (15-17)	118	Jeremy Eierman (16-18)	175	Jeremy Isehower (01-02)	30
Travis McComack (09-13)	116	Dant'e Brinkley (00-03)	172	Logan Geha (17-21)	30
Hunter Steinmetz (16-18)	115	Matt Gardner (99-02)	156	Tate Matheny (13-15)	29
J.J. Scerba (92-96)	104	Jack Duffy (17-21)	156	Brayden Drake (06-09)	28
Nolan Keane (05-08)	102	Aaron Conway (08-11)	150	Matt Brown (17-18)	25
Chris Curry (95-98)	98	Logan Geha (17-21)	150	Burger-Kneeshaw-Scerba	24
Stolen Bases		Sacrifice Hits		Sacrifice Flies	
Dant'e Brinkley (00-03)	69	Joey Hawkins (12-15)	62	Brooks Colvin (01-04)	17
Aaron Conway (08-11)	69	Kevin Medrano (09-12)	28	Greg Mathis (00-03)	16
Bill Mueller (90-93)	65	Eric Cheray (12-15)	25	Justin Paulsen (15-17)	15
Mark Garrett (79-82)	54	Logan Geha (17-21)	24	Evan Pratte (88-91)	14
Micah Holst (96-99)	52	Travis McComack (09-13)	20	Luke Voit (10-13)	13
Mike Ruble (84-88)	52	Brooks Colvin (01-04)	20	Dant'e Brinkley (00-03)	13
Bobby Narron (77-80)	49	Dan Kneeshaw (92-96)	19	Brent Bartlett (89-90)	13
Jeremy Eierman (16-18)	44	Bill Mueller (90-93)	18	Matt Gardner (99-02)	12
Jeff Sauer (92-94)	44	Evan Pratte (88-91)	18	John Knott (92)	12
Greg Mathis (00-03)	43	Aaron Conway (08-11)	17		
		Mike Royle (77-80)	17		

Statistical Minimums: Batting Average, Slugging Average and On Base Percentage based on minimum of 150 at bats in career; Fielding Average based on minimum of 150 total chances; Earned Run Average based on a minimum of 75.0 IP; Winning Percentage based on a minimum of 10 victories.

Pitching

Games		Games Started	
Bryan Young (14-17)	88	Brad Ziegler (00-03)	49
Scott Geitz (95-98)	87	Dylan Coleman (16-18)	46
Zach Merciez (12-15)	84	Jordan Knutson (14-17)	46
Grant Gordon (10-13)	82	John Hardin (96-00)	46
Sam Perez (13-16)	80	Aaron Meade (08-10)	41
Jake Fromson (16-18)	79	Nick Petree (11-13)	41
Pat Doyle (07-10)	73	Logan Wiley (18-21)	41
Chris Krawczyk (03-06)	70	Brett Sinkbeil (04-06)	40
Jordan Knutson (14-17)	68	Jon Harris (13-15)	39
Brad Ziegler (00-03)	66	Jeff Gray (01-04)	39
		Kirby Cannon (77-80)	39
Complete Games		Innings Pitched	
Brad Ziegler (00-03)	18	Brad Ziegler (00-03)	365.0
Ken Watkins (67-70)	18	Nick Petree (11-13)	311.2
Kirby Cannon (77-80)	16	Jordan Knutson (14-17)	281.0
Dale Bowling (85-89)	15	Jeff Gray (01-04)	279.2
Wade Palmer (73-76)	15	Tim Clubb (07-09)	278.0
Gary Wilson (64-67)	15	Dylan Coleman (16-18)	274.1
Jim Gibbs (85-87)	14	Logan Wiley (18-21)	271.2
Mark Lopinot (70-71)	14	John Hardin (96-00)	266.0
Dick Jones (69-72)	14	Jon Harris (13-15)	259.1
Wisser (85-86)-Crain (89-91)	13	Scott Geitz (95-98)	258.2
Hits Allowed		Runs Allowed	
Brad Ziegler (00-03)	371	John Hardin (96-00)	207
Jeff Gray (01-04)	297	Brad Ziegler (00-03)	205
Jordan Knutson (14-17)	289	Bryan Buschhorn (96-99)	184
Scott Geitz (95-98)	281	Scott Geitz (95-98)	183
Tim Clubb (07-09)	277	Jeff Gray (01-04)	175
John Hardin (96-00)	276	Pat Doyle (07-10)	157
Jarrold Mays (94-96)	266	Ben Walker (94-98)	154
Bryan Buschhorn (96-99)	259	Mike Whitley (92-95)	154
Logan Wiley (18-21)	258	Jordan Knutson (14-17)	153
Nick Petree (11-13)	250	Coleman (16-18)-Clubb (07-09)	150
Earned Runs Allowed		Earned Run Average	
John Hardin (96-00)	169	Dick Jones (69-72)	1.55
Bryan Buschhorn (96-99)	154	Bryan Young (14-17)	1.69
Scott Geitz (96-98)	148	Nick Petree (11-13)	1.76
Brad Ziegler (00-03)	147	David Oatman (72-74)	1.91
Dylan Coleman (16-18)	136	Mike Hill (75-76)	2.49
Jordan Knutson (14-17)	136	John Rheinecker (00-01)	2.50
Jeff Gray (01-04)	133	Ken Watkins (67-70)	2.51
Mike Whitley (92-95)	128	Tyler Burgess (12-14)	2.65
Dustin Tignor (96-00)	122	Matt Hall (13-15)	2.66
Jarrold Mays (94-96)	121	Doug Still (17)	2.88
Walks		Strikeouts	
Mike Whitley (92-95)	206	Brad Ziegler (00-03)	330
John Hardin (96-00)	191	Dylan Coleman (16-18)	317
Dylan Coleman (16-18)	158	Nick Petree (11-13)	306
Dave Dickensheet (79-82)	139	Matt Hall (13-15)	275
Steve Anderson (78-81)	128	Brett Sinkbeil (04-06)	256
Scott Geitz (95-98)	125	Jordan Knutson (14-17)	247
Bryan Buschhorn (96-99)	121	Jarrold Mays (94-96)	247
Darren Garrison (86-89)	119	Ross Detwiler (05-07)	244
Kirby Cannon (77-80)	115	Jon Harris (13-15)	243
Dirk Lindauer (90-91)	113	Logan Wiley (18-21)	231
Victories		Losses	
Brad Ziegler (00-03)	32	Pat Doyle (07-10)	16
Nick Petree (11-13)	27	Dustin Tignor (96-00)	16
Kirby Cannon (77-80)	25	Gary Wilson (64-67)	16
Dylan Coleman (16-18)	24	Logan Wiley (18-21)	16
Gray (01-04)-Dickensheet (79-82)	23	Grant Gordon (10-13)	14
Tim Clubb (07-09)	21	Brett Sinkbeil (04-06)	14
Geitz (95-98)-Watkins (67-70)	21	Brad Ziegler (00-03)	14
Sam Perez (13-16)	20	John Hardin (96-00)	14
Garrison (86-89)-Mays (94-96)	20	Pierce Johnson (10-12)	13
Palmer (73-76)-Anderson (78-81)	20	Jeff Gray (01-04)	13
		Whitley (92-95)-Mays (94-96)	13
Winning Percentage		Shutouts	
Sam Perez (13-16)	.909	Ken Watkins (67-70)	5
Greg Reed (87-88)	.909	Brett Sinkbeil (04-06)	3
Darren Garrison (86-88)	.870	Brad Ziegler (00-03)	3
Mike Hill (75-76)	.846	Paul Marsala (03-04)	3
Ken Watkins (67-70)	.840	Craig Sands (90-91)	3
Paul Crain (89-90)	.813	John Rheinecker (00-01)	3
Nick Petree (11-13)	.794	Greg Reed (87-88)	3
Cody Schumacher (12-14)	.789	Dave Dickensheet (79-82)	3
Kirby Cannon (77-80)	.781	Dunn (77-79)-Palmer (73-76)	3
Scott Geitz (95-98)	.778	Hill (75-76)-Lopinot (70-71)	3
Anderson (78-81)-Prince (82-85)	.769	Jones (69-72)-Wilson (64-67)	3
Putouts		Assists	
Justin Paulsen (15-17)	1588	Chris Curry (95-98)	656
Jason Hart (96-98)	1515	Evan Pratte (88-91)	580
Luke Voit (10-13)	1453	Travis McComack (09-13)	576
Ryan Howard (99-01)	1409	Kevin Medrano (09-12)	568
Ben Whetstone (17-21)	1361	Joey Hawkins (12-15)	521
Tim Rafferty (02-06)	1275	Bill Mueller (90-93)	517
Ron Snider (76-79)	1167	Brooks Colvin (01-04)	479
J.J. Scerba (92-96)	1006	Eric Cheray (12-15)	473
Steve Hacker (93-95)	1001	Matt Gardner (99-02)	472
Tony Piazza (02-03)	979	Jeremy Eierman (16-18)	469
Errors		Total Chances	
Brooks Colvin (01-04)	73	Justin Paulsen (15-17)	1703
Matt Gardner (99-02)	67	Jason Hart (96-98)	1645
Brayden Drake (06-09)	65	Luke Voit (10-13)	1637
Chris Curry (95-98)	56	Ryan Howard (99-01)	1546
Mike Royle (77-80)	55	Ben Whetstone (17-21)	1471
Bill Mueller (90-93)	54	Tim Rafferty (02-06)	1367
Evan Pratte (88-91)	54	Ron Snider (76-79)	1253
Dan Filrit (99-00)	51	Chris Curry (95-98)	1187
Billy Bunton (80-83)	51	J.J. Scerba (92-96)	1155
Thomas (78-81)-McComack (09-13)	50	Tony Piazza (02-03)	1100
Double Plays		Saves	
Ryan Howard (99-01)	151	Bryan Young (14-17)	35
Jason Hart (96-98)	147	Shaun Marcum (02-03)	18
Chris Curry (95-98)	141	Matt Frevert (06-08)	15
Ben Whetstone (17-21)	135	Connor Sechler (18-19)	14
Justin Paulsen (15-17)	128	Tyler Burgess (12-14)	14
Evan Pratte (88-91)	121	Bob Zimmermann (01-03)	13
Kevin Medrano (09-12)	113	Grant Gordon (10-13)	12
Travis McComack (09-13)	111	Dan Kickham (11)	11
Matt Gardner (99-02)	107	Chris Krawczyk (03-06)	11
Tim Rafferty (02-06)	105	Matt Gilmer (94-97)	11
		Hayden Juenger (19-21)	10

MISSOURI STATE BASEBALL

MISSOURI STATE at KANSAS - March 2, 2022 - Lawrence, Kan. | INDIANA at MISSOURI STATE - March 4-6, 2022 - Springfield, Mo.

THE LAST TIME...

A Missouri State Hitter Had...

8 at-bats in a game	Adam Pummill vs. UNC Greensboro, 2/25/06
3 at-bats in an inning	Ryan Howard, Nick Kays (both 3-for-3) vs. Evangel, 4/21/99
4 hits in a game	Spencer Nivens at Central Arkansas, 2/20/22
5+ hits in a game	(5) Jeremy Eierman at Arkansas, 5/17/16
5+ runs in a game	(5) Jake Burger vs. Western Illinois, 3/16/16
4 runs in a game	Hayden Moore at Central Arkansas, 2/20/22
3+ doubles in a game	(3) Justin Paulsen at Evansville, 4/29/17
2+ triples in a game	(2) John Privitera vs. Missouri, 4/16/19
A grand slam	Mason Hull vs. Cal Poly, 2/27/22
A pinch hit home run	Anthony Herron at Murray State, 4/3/19
An inside the park home run	Hunter Steinmetz vs. Western Illinois, 3/16/16
A pinch hit grand slam	Javier Ramos vs. Central Arkansas, 2/27/19
Hit for the cycle	Matt Cepicky at Indiana State, 3/29/98
A hit from each side of the plate	Drew Millas vs. Southern Illinois, 5/23/19
A 10-15-game hit streak	(11) Jack Duffy, 3/11/20 to 3/16/21
A 16-19-game hit streak	(19) Hunter Steinmetz, 3/5/16 to 4/2/16
A 20-24-game hit streak	(21) Drake Baldwin, 4/3/21 to May 20, 2021
A 25-29-game hit streak	(29) Kevin Medrano, 3/23/10 to 5/14/10
A 30-game hit streak	(30) Brayden Drake, 4/27/08 to 3/29/09
10+ RBIs in a game	(11) John Knott vs. UNI, 5/2/92
9 RBIs in a game	Spencer Johnson vs. Kansas, 4/6/16
8 RBIs in a game	Brian Fuess vs. Bradley, 3/27/99
7 RBIs in a game	Jeremy Eierman vs. Cal State Northridge, 3/25/18
6 RBIs in a game	Spencer Nivens at Central Arkansas, 2/20/22
5 RBIs in a game	Mason Hull at Central Arkansas, 2/20/22
An RBI in 5 consecutive PA	Spencer Nivens at Central Arkansas, 2/20/22
10+ total bases	(10) Mason Hull at Central Arkansas, 2/20/22
Reached safely 6 times	Ben Whetstone at Oral Roberts, 2/24/21
Hits in 5+ straight at-bats	(5) John Privitera 2/15/19 to 2/16/19
5 walks in a game	Lance Burkhart vs. Nevada, 2/14/97
4 walks in a game	Ben Whetstone at Oral Roberts, 2/24/21
4 strikeouts in a game	Logan Geha vs. #14 Oklahoma State, 3/2/21
5 strikeouts in a game	Tyler Ryon at UT Arlington, 2/26/10
Stole home	Grant Wood at Missouri, 4/13/21
3 stolen bases	Walker Jenkins at Missouri, 4/13/21
2 home runs in a game	Mason Hull at Central Arkansas, 2/20/22
3 home runs in a game	Joey Polak at Southern Illinois, 4/5/19
Home runs in consecutive at-bats	Mason Hull at Central Arkansas, 2/20/22
Homered in 3 straight games	Jaden Roloffs, 3/23/21 to 4/1/21
Homered in 5 straight games	Brayden Drake, 5/5/09 to 5/14/09
2 hits in an inning	Drake Baldwin/Mason Hull/Spencer Nivens (5th) at Central Arkansas, 2/20/22
Hit by 3 pitches in a game	Drake Baldwin vs. Valparaiso, 5/21/21
Hit by 2 pitches in a game	John Privitera vs. Wichita State 5/7/19
Led off the game with a home run	Hunter Steinmetz at TCU, 6/11/17
A walk-off home run	Drake Baldwin vs. Drury, 4/6/21
A walk-off grand slam	Dylan Becker vs. Bradley, 4/20/13
A grand slam by a freshman	Javier Ramos vs. Central Arkansas, 2/27/19
Consecutive multi-HR games	Ryan Howard, 2/23/00 and 2/27/00

A Missouri State Pitcher Had...

Pitched over 9 innings	(9.1) Clay Murphy vs. DBU, 5/20/14
A complete game (9)	Logan Wiley vs. New Orleans, 4/19/19
A complete game (7)	Matt Russell at Evansville, 4/17/21
A complete game as a freshman	Forrest Barnes at Southeast Missouri, 4/2/19
Consecutive complete games (9)	Pierce Johnson, 3/15/12 and 3/23/12
3 straight complete games	Paul Marsala (4), 3/27/04 to 4/17/04
Pitched 5.0-6.2 innings of relief	(5.2) Davis Schwab at Southern Illinois, 4/6/19
Pitched 7.0-8.2 innings of relief	(7.1) Sam Perez at Indiana State, 5/27/16
Pitched 9+ innings of relief	(10.0) J.C. Casey at Creighton, 5/27/11
A shutout (9)	Doug Still at New Mexico, 4/15/17
A shutout (7)	Matt Russell at Evansville, 4/17/21
A combined shutout (9)	Logan Wiley (7.0), Trey Ziegenbein 0.2 and Hayden Juenger (1.1) at Central Arkansas, 2/14/20
A shutout as a freshman	Tim Clubb at Arkansas State, 3/20/07
3+ hit batsmen in a game	(4) Jared Viertel vs. Cal Poly, 2/27/22
2+ pickoffs in a game	(2) Tyler McAlister vs. Texas Southern, 2/18/18
10+ strikeouts in a game	(10) Matt Russell vs. Bradley, 4/2/21
15+ strikeouts in a game	(15) Matt Hall vs. Wichita State, 5/2/15
6+ walks in a game	(6) Matt Russell at Oklahoma State, 3/3/20
A 15-19 inning scoreless streak	(16.2) Logan Wiley, 5/21/19 to 2/21/20
A 20+ inning scoreless streak	(22.2) Sam Perez, 5/17/16 to 5/28/16
Retired 15-19 consecutive batters	(15) Jared Viertel, 5/2/21 to 5/9/21
Retired 20+ consecutive batters	(20) Forrest Barnes at Southeast Missouri, 4/2/19
A two-hitter	Hayden Minton (7.0), Trey Ziegenbein (1.0) and Hayden Juenger (1.0) vs. Valpo, 5/22/21
A one-hitter	Ty Buckner (7.0) at Bradley, 4/29/18
A combined one-hitter	Davis Schwab (5.0), Hayden Juenger (3.0) and Connor Sechler (1.0) vs. DBU, 5/4/19

A no-hitter	Mike Whitley (7.0) vs. Southeast Missouri, 5/4/94
A combined no-hitter	Scott Buchheit, Darrell Maus, Matt Brewer and Terry Menown vs. Lincoln, 3/14/89

Missouri State...

Scored 30+ runs	(30) vs. Evangel, 4/21/99
Scored 25-29 runs	(25) vs. Southwest Baptist, 4/4/00
Scored 20-24 runs	(21) at Indiana State, 5/4/08
Scored 15-19 runs	(19) at Central Arkansas, 2/20/22
Scored 10+ runs in an inning	(11) 5th at Central Arkansas, 2/20/22
Scored 9 runs in an inning	4th at Arkansas State, 4/15/09
Scored 8 runs in an inning	4th at Central Arkansas, 3/7/21
Scored 7 runs in an inning	2nd vs. New Orleans, 4/20/19
Scored 6 runs in an inning	7th vs. Valparaiso, 5/21/21
Had 30+ hits	(32) vs. Evangel, 4/21/99
Had 25-29 hits	(26) vs. Indiana State, 5/14/98
Had 20-24 hits	(20) at Central Arkansas, 2/20/22
Had 8+ extra base hits	(9) at Central Arkansas, 2/20/22
Had 6+ doubles	(6) vs. Maine, 3/8/20
Had 4+ triples	(4) vs. Illinois State, 5/20/16
Stole 6+ bases	(6) at Missouri, 4/13/21
Stole 4 bases in an inning	4th vs. Evansville, 4/8/18
Was hit by 6+ pitches	(7) vs. DBU, 2/25/11
Drew three consecutive HBP	(4) at Central Arkansas, 3/7/21
Had 4+ sacrifice bunts	(5) at Southern Illinois, 5/10/15
Did not strike out	at Kansas State, 3/14/15
Did not issue a walk	at Oral Roberts, 2/22/22
Hit into a triple play	vs. Indiana State, 5/15/09
Hit 7+ home runs	(7) vs. Middle Tennessee, 3/5/02
Hit 6 home runs	vs. Oral Roberts, 4/4/10
Hit 5 home runs	at Central Arkansas, 2/20/22
Hit 4 home runs	at Murray State, 4/3/19
Hit 2 grand slams in a game	at Central Arkansas, 3/7/21
Walked 10+ times	(10) at #18 Oklahoma State, 3/23/21
Was shut out	vs. #14 Oklahoma State (7-0), 3/2/21
Was shut out at home	vs. #14 Oklahoma State (7-0), 3/2/21
Was shut out in consecutive games	at SIU, 4-0 5/1/21 and 5-0 on 5/2/21
Shut out back-to-back opponents	at Arkansas State, 3/1/17
	vs. Central Arkansas, 3/3/17
Struck out 10+ batters	(14) at #18 Oklahoma State, 3/23/21
Struck out 10-14 times	(11) vs. Maine, 3/7/20
Struck out 15+ times	18 vs. #14 Oklahoma State (7-0), 3/2/21
Was held to two or fewer hits	(2) vs. Saint Joseph's, 3/2/18
Hit back-to-back home runs	Spencer Nivens and Mason Greer at Central Arkansas, 2/20/22
Hit three straight home runs	Dan Firlit, Ryan Howard and Mike Collier vs. Arkansas Tech, 2/23/00
Turned 4+ double plays	(4) vs. Indiana State, 5/7/21
Committed 6+ errors	(7) at UC Santa Barbara, 3/24/19
Swept a doubleheader	vs. Valparaiso, 5/21/21
Lost both games of a doubleheader	at Illinois State, 5/15/21

A Missouri State Opponent...

Scored 25+ runs	(25) Rice, 5/25/97
Scored 20-24 runs	(20) New Orleans, 4/20/19
Scored 15-19 runs	(16) Arkansas State, 3/10/19
Threw a one-hitter	Chris Razo, Illinois State, 4/5/13
Threw a no-hitter	Vince Serafini, Evansville, 5/13/00
Hit 3 home runs	Dylan Brown, Oklahoma State, 3/11/08
Hit 2 home runs	Trevor Boone, Oklahoma State, 3/12/19
Hit back-to-back home runs	Thomas Rowan and Armani Smith, UCSB, 3/22/19
Hit a leadoff home run	Matt Hoeg, Iowa, 3/14/18
Hit a walk-off home run	Steffan Guest, UT Arlington, 2/27/10
Hit a grand slam	Clayton Peterson, Missouri, 4/16/19
Had 4 hits in a game	Connor O'Brien, Bradley, 4/26/19
Had 5+ hits in a game	(5) Jared Mang, New Mexico, 4/13/17
Had 5 RBIs	Miguel Rivera, Indiana State, 5/8/21
Had 6+ RBIs	(6) Andy Shadid, Bradley, 4/27/19
Had 4+ stolen bases in a game	(4) Michael Faulkner, Arkansas State, 4/4/12
Scored 10+ runs in an inning	(12) New Orleans (5th), 4/20/19
Scored 9 runs in an inning	Georgia Tech (4th), 2/20/10
Scored 8 runs in an inning	Arkansas State (4th), 3/9/21
Scored 7 runs in an inning	Indiana State (4th), 5/8/21
Had 25-29 hits	(25) Rice, 5/25/97
Had 20-24 hits	(23) Nebraska, 2/20/11
Threw a complete game	(9.0) Sean Sinisko, Illinois State, 5/15/21
Struck out 10+ batters	(10) Drew Thorpe, Cal Poly, 2/26/22

Italics occurred in 2022

MISSOURI STATE BASEBALL

MISSOURI STATE at KANSAS - March 2, 2022 - Lawrence, Kan. | INDIANA at MISSOURI STATE - March 4-6, 2022 - Springfield, Mo.



KEITH GUTTIN

Head Coach

40th Season
Alma mater: UMSL (1978)

One of the most successful baseball coaches in Missouri Valley Conference history, **Keith Guttin** began his MSU head coaching career in 1983, and has spent the past 39 seasons building the Bears into one of the top programs in the country. Under Guttin, the Bears have won 61 percent of their games, averaging 34 victories a year and racking up 12 different 40-win seasons.

Guttin, who will enter the 2022 season third among active Division I head coaches and 19th overall in career victories (1,309), has been a part of the MSU baseball program as a player, assistant coach and head coach for 44 of the program's 58 years. He took the helm of Bears baseball at the start of the 1983 season, coinciding with the move of Missouri State athletics to Division I status. He inherited the reins of the program from its only previous head baseball coach, former Missouri State Director of Athletics Bill Rowe. Guttin ultimately helped stretch MSU's string of consecutive winning seasons to 32 in a row, easily the longest of any Missouri State athletics team. His 1,309 career wins are the most recorded by any head coach in the 113-year history of Missouri State athletics, and the Bears have finished in the top half of the conference race in all but six of his 39 seasons.

During Guttin's tenure, 130 Bears have signed professional contracts, including six first-round draft picks and 20 players who have advanced to the Major Leagues. Additionally, MSU has won 20 combined conference regular-season and tournament championships and made 11 NCAA Division I Tournament appearances.

In 2003, Guttin led the Bears to the NCAA Division I College World Series for the first time in school history, marking the only trip to Omaha by a Division I team from the state of Missouri since 1965. He has been a conference coach of the year 11 times and was selected as the American Baseball Coaches Association Division I Midwest Region Coach of the Year in both 1997 and 2003.

Guttin's pupils have produced results off the diamond as well. Missouri State baseball players have been recognized on the Valley's all-academic team 66 times since the inception of the honor in 1992. Additionally, seven Bears have garnered academic All-America honors on 12 different occasions under Guttin, including three-time selection Brian Mahaffey.

Missouri State is coming off a successful stretch that has seen the Bears claim three MVC regular-season titles in the last five seasons. In 2018, Guttin picked up his second consecutive MVC Coach of the Year honor after leading the Bears to their 12th 40-win campaign, as MSU swept the MVC regular-season and post-season tournament crowns for just the second time in school history. The previous spring, the Bears won their first 18 Valley games en route to the title, then captured their third overall NCAA Regional crown by knocking off Arkansas in the deciding game of the Fayetteville Regional. MSU saw its storybook season come to an end at the Fort Worth Super Regional, as TCU secured a fourth straight trip to Omaha with a two-game sweep of Guttin's Bears. Consensus All-America picks Jake Burger and Jeremy Eierman led

a potent Bears lineup that paved the way to a 43-20 campaign, while Valley pitcher of the year Jake Fromson led a star-studded pitching staff and garnered All-America recognition of his own.

The 2015 season will go down as one of the more memorable campaigns for Guttin, who was inducted into both the Missouri Sports Hall of Fame and Springfield Area Sports Hall of Fame during the year. He also surpassed the 1,100 career victory mark early in MSU's record-setting season en route to earning his fifth MVC Coach of the Year nod. Under Guttin's guidance, the 2015 Bears set a program record with 49 victories and were ranked as high as No. 6 (*Baseball America*) in the nation while capturing the Valley's regular-season and postseason tournament titles. MSU went on to earn its ninth NCAA Division I postseason berth, sweeping the Springfield Regional at Hammons Field to advance to its second Super Regional appearance, where the Bears came up just one win shy of punching their ticket to the College World Series.

In 2001, Guttin led the Bears to their first-ever MVC regular-season championship and, in the process, dethroned perennial league powerhouse Wichita State. The Shockers had previously won outright or shared the Valley regular season crown in the previous 14 years, but the Bears posted a 22-10 record in 2001 and bested WSU by one game for the MVC crown.

While the accomplishments of Guttin's teams on the field speak volumes about the success of his program, another dream came true in April 2004 when the Bears opened a sparkling 8,000-seat stadium just four blocks north of the Missouri State campus. It was merely a coincidence that the crown jewel of the Missouri State baseball program came one year after the Bears exploded onto the national college baseball radar in the College World Series. But both events show the growth of college baseball in the Ozarks and the amount of community and administrative support the program had received in the last several years. With the continued support of the MSU community, Guttin has led the Bears' efforts in numerous charitable endeavors, including the program's annual Price Cutter Celebrity Golf Classic, proceeds from which have been committed to Champion Athletes of the Ozarks in each of the last 20 years. MSU's popular First Pitch and Reunion Night has also been a positive force for both the Bears and a variety of local charitable organizations. The preseason kickoff event has benefitted entities such as the Miracle League Ball Field, Care to Learn, Boys and Girls Clubs and the Wounded Warrior Project.

The Bears have finished lower than third in the league standings just 10 times since Guttin took over. Guttin directed Missouri State to six straight league titles in Mid-Continent play from 1984 through 1989. He has given MSU its first four Valley postseason tournament championships in 1996, 1997, 2015 and 2018. He was voted the MVC Coach of the Year in 1993, 2001, 2003, 2008, 2015, 2017 and 2018 and was selected the American Baseball Coaches Association Division I Midwest Region Coach of the Year in 1997 and 2003.

Guttin had two notable seasons as the Missouri State second baseman, coming from Mineral Area College. He earned MIAA all-conference honorable mention in 1977 as the Bears made their first NCAA Division II tournament appearance in seven years.

A University City native, Guttin finished his undergraduate degree at the University of Missouri-St. Louis in 1978, and earned his master's degree in 1984 at Truman State. He and his wife, Marianne, have three daughters, Lauren, Lindsey and Samantha; and two grandsons, Bradley and Brody.

GUTTIN'S COACHING RECORD

Year	Team	W-L	Pct.	Conf.	Pct.
1983	Missouri State	32-11	.744	---	---
1984	Missouri State	35-22	.614	---	---
1985	Missouri State	24-16	.600	5-3	.625
1986	Missouri State	47-14	.770	11-1	.917
1987	Missouri State	38-14	.731	7-3	.700
1988	Missouri State	41-17	.707	12-0	1.000
1989	Missouri State	41-10	.804	8-2	.800
1990	Missouri State	42-15	.737	11-0	1.000
1991	Missouri State	40-22	.645	14-10	.583
1992	Missouri State	31-23	.574	10-11	.476
1993	Missouri State	32-23	.582	14-6	.700
1994	Missouri State	31-23	.574	13-7	.650
1995	Missouri State	37-21	.638	18-13	.581
1996	Missouri State	32-25	.561	18-11	.621
1997	Missouri State	35-25	.583	16-10	.625
1998	Missouri State	32-21	.604	19-13	.594
1999	Missouri State	38-19	.667	18-11	.621
2000	Missouri State	24-33	.421	15-17	.468
2001	Missouri State	36-22	.621	22-10	.688
2002	Missouri State	43-21	.672	19-13	.594
2003	Missouri State	40-26	.606	19-11	.633
2004	Missouri State	31-28	.525	19-12	.613
2005	Missouri State	26-29	.473	10-14	.417
2006	Missouri State	33-22	.600	15-8	.652
2007	Missouri State	23-34	.404	7-17	.292
2008	Missouri State	40-17	.702	18-6	.750
2009	Missouri State	34-20	.630	17-5	.773
2010	Missouri State	21-34	.382	6-15	.286
2011	Missouri State	33-23	.589	11-9	.550
2012	Missouri State	40-22	.645	13-7	.650
2013	Missouri State	31-23	.574	12-9	.571
2014	Missouri State	26-31	.456	9-12	.429
2015	Missouri State	49-12	.803	18-3	.857
2016	Missouri State	38-21	.644	7-13	.650
2017	Missouri State	43-20	.683	18-1	.947
2018	Missouri State	40-17	.702	18-3	.857
2019	Missouri State	20-36	.357	10-11	.476
2020	Missouri State	9-8	.529	---	---
2021	Missouri State	21-23	.477	11-13	.458
2022	Missouri State	3-4	.429	0-0	---
Totals		1,312-847	.608	488-396	.552

GUTTIN'S MILESTONE VICTORIES

Win	Date	Result (Site)
1.....	3/5/83	MSU 8, Indiana State 2 (Meador Park)
100.....	3/11/86	MSU 7, Jacksonville 5 (Jacksonville, Fla.)
200.....	4/16/88	MSU 4, Eastern Illinois 2 (Charleston, Ill.)
300.....	5/13/90	MSU 9, Eastern Illinois 2 (Chicago, Ill.)
*395.....	5/1/93	MSU 9, UNI 2 (Meador Park)
400.....	5/9/93	MSU 7, Wichita State 6 (Meador Park)
500.....	5/17/96	MSU 8, Wichita State 7 (Wichita, Kan.)
600.....	4/24/99	MSU 13, UNI 7 (Meador Park)
700.....	5/4/02	MSU 5, Wichita State 1 (Wichita, Kan.)
800.....	5/11/05	MSU 15, Kansas 6 (Hammons Field)
900.....	5/11/08	MSU 7, Middle Tennessee 6 (Hammons Field)
1,000.....	3/3/12	MSU 3, Northwestern State 2 (Natchitoches, La.)
1,100.....	3/17/15	MSU 10, Little Rock 3 (Hammons Field)
1,200.....	4/18/17	MSU 5, Missouri 3 (Columbia, Mo.)
1,250.....	5/11/18	MSU 5, Southern Illinois 3 (Hammons Field)
1,300.....	4/13/21	MSU 7, Missouri 5 (Columbia, Mo.)

*Surpassed Bill Rowe for the all-time MSU record for coaching victories

GUTTIN'S CAREER HIGHLIGHTS

Ten regular-season conference titles
(1986, 1988, 1989, 1990, 2001, 2003, 2009, 2015, 2017, 2018)
Ten conference tournament championships
(1984, 1985, 1986, 1987, 1988, 1989, 1996, 1997, 2015, 2018)
Eleven NCAA Regional berths
(1987, 1995, 1996, 1997, 1999, 2002, 2003, 2012, 2015, 2017, 2018)
Three NCAA Super Regional berths (2003, 2015, 2017)
2003 College World Series berth
Mentored 29 All-Americans as head coach
Coached 120 professional signees, including 18 Major Leaguers
-Ryan Howard - 2005 NL Rookie of the Year and 2006 NL MVP
-Bill Mueller - 2003 AL Batting Champion
Coached 92 first-team all-conference selections, eight league players of the year and seven league pitchers of the year
Six-time Mid-Continent Conference Coach of the Year (1984-89)
Seven-time Missouri Valley Conference Coach of the Year (1993, 2001, 2003, 2008, 2015, 2017, 2018)

MISSOURI STATE BASEBALL

MISSOURI STATE at KANSAS - March 2, 2022 - Lawrence, Kan. | INDIANA at MISSOURI STATE - March 4-6, 2022 - Springfield, Mo.

ALPHABETICAL ROSTER

No.	Player	Yr.	Pos.	B-T	Ht.	Wt.	Hometown (Previous School)
21	Drake Baldwin	Jr.	C	L-R	6-1	225	Madison, Wis. (Madison West HS)
31	Forrest Barnes	Sr.	RHP	R-R	6-0	200	Ozark, Mo. (Ozark HS)
43	Ty Blecha	Fr.	LHP	L-L	6-4	200	Shawnee, Kan. (Shawnee Mission Northwest HS)
36	Ty Buckner	RSr.	RHP	R-R	6-1	190	St. Louis, Mo. (Ladue Horton Watkins HS)
3	Cam Cratic	RSr.	OF	L-L	6-0	195	Madison, Wis. (Madison East HS/Madison College)
5	Will Duff	Jr.	IF	R-R	5-11	195	Springfield, Mo. (Springfield Catholic HS/Vanderbilt)
4	Jake Grauberger	Jr.	OF	R-R	5-10	185	Lee's Summit, Mo. (West HS/Johnson County CC)
26	Mason Greer	Jr.	IF	S-R	6-0	205	Colleyville, Texas (Heritage HS/McLennan CC)
8	Mason Hull	Sr.	IF	R-R	6-0	195	Effingham, Ill. (Effingham HS)
10	Walker Jenkins	Sr.	IF	L-R	6-0	190	Sun Prairie, Wis. (Sun Prairie HS/Madison College/Virginia)
32	Kaden Joggerst	Fr.	RHP	R-R	6-3	185	O'Fallon, Ill. (O'Fallon Township HS)
41	Parker Johnson	Fr.	RHP	R-R	6-3	195	Breese, Ill. (Mater Dei Catholic HS)
16	Dakota Kotowski	Sr.	OF	R-R	6-5	245	Channahon, Ill. (Providence Catholic HS)
19	Reece Lang	Jr.	LHP	R-L	6-3	190	Boonville, Mo. (Boonville HS/Crowder College)
24	Adam Link	Gr.	RHP	R-R	6-1	200	Springfield, Mo. (Kickapoo HS/Middle Tennessee)
34	Eric Loomis	So.	RHP	R-R	6-1	195	St. Louis, Mo. (Christian Brothers HS)
11	Jake McMahon	Gr.	RHP	R-R	6-2	197	Blue Springs, Mo. (Blue Springs HS/Evansville)
35	Dan Merrill	Jr.	RHP	R-R	6-5	215	Tulsa, Okla. (Homeschooled/Northeastern Oklahoma A&M)
14	Hayden Moore	Fr.	OF	S-R	5-11	165	Edwardsville, Ill. (Edwardsville HS)
33	Liam Moreno	Fr.	IF	R-R	5-9	195	Sun Prairie, Wis. (Sun Prairie HS)
18	Spencer Nivens	RFr.	IF/OF	L-R	5-11	185	Columbia, Mo. (Rock Bridge HS)
12	Riyan Rodriguez	Gr.	RHP	R-R	6-3	210	Santa Clarita, Calif. (Valencia HS/LA Mission College/Arkansas Tech)
50	Mason Roehr	Fr.	C	R-R	6-1	210	Granite City, Ill. (Granite City HS)
29	Jaden Rolfs	Sr.	C/1B/OF	R-R	6-2	210	Pella, Iowa (Pella Community HS/Iowa Western CC)
25	Anthony Socci	Sr.	C	R-R	6-2	205	Norwalk, Conn. (McMahon HS/Lackawanna College/Little Rock)
1	Liam Stumpf	Fr.	RHP	R-R	6-0	180	Dodgeville, Wis. (Mineral Point HS)
23	Drew Townsend	Fr.	OF	L-R	6-2	215	Kansas City, Mo. (Park Hill Senior HS)
17	Jared Viertel	Sr.	RHP	R-R	6-4	190	Boonville, Mo. (Boonville HS/Crowder College)
13	Grant Wood	Sr.	IF	R-R	5-11	195	Jefferson City, Mo. (Jefferson City HS/Jefferson College)
44	Carlos Vasquez	Fr.	IF	S-R	6-1	200	Lawrence, Kan. (Lawrence HS)
27	Caden Wilson	RFr.	RHP	R-R	6-2	205	Kansas City, Mo. (Liberty North HS)
40	Trey Ziegenbein	RSr.	RHP	R-R	6-3	165	Blue Springs, Mo. (Blue Springs HS/Johnson County CC)

Head Coach: (2) Keith Guttin

Assistant Coaches: (28) Paul Evans, (7) Joey Hawkins

Director of Player Development: Nick Petree

Graduate Manager: Trevor Cho

Graduate Manager: Cameron Witt

Volunteer Assistant Coach: Jeremy Cologna

Strength and Conditioning: Chase Barber

Director of Video Operations: Brady Theisen

Athletic Trainer: Jim Penkalski

PRONUNCIATION GUIDE

Ty Blecha BLECK • uh
 Cam Cratic rhymes with 'attic'
 Jake Grauberger rhymes with 'wow' • burger
 Keith Guttin rhymes with 'button'
 Kaden Joggerst JOG • erst
 Dakota Kotowski kuh • TOW (like 'ouch') • ski
 Jake McMahon Mc • MAY • hill
 Mason Roehr Roar
 Anthony Socci SO • chee
 Brady Theisen Tyson
 Jared Viertel rhymes with 'turtle'
 Trey Ziegenbein ZIG • un • bine

ROSTER BREAKDOWN

Sixth-year Seniors (1): Jake McMahon

Fifth-year Seniors (7): Ty Buckner, Cam Cratic, Walker Jenkins, Adam Link, Riyan Rodriguez, Grant Wood, Trey Ziegenbein

Fourth-year Seniors (6): Forrest Barnes, Mason Hull, Dakota Kotowski, Jaden Rolfs, Anthony Socci, Jared Viertel

Juniors (6): Drake Baldwin, Will Duff, Jake Grauberger, Mason Greer, Reece Lang, Dan Merrill

Sophomores (1): Eric Loomis

Freshmen (11): Ty Blecha, Kaden Joggerst, Parker Johnson, Hayden Moore, Liam Moreno, Spencer Nivens, Mason Roehr, Liam Stumpf, Drew Townsend, Carlos Vasquez, Caden Wilson

Infielders (7): Will Duff, Mason Greer, Mason Hull, Walker Jenkins, Liam Moreno, Carlos Vasquez, Grant Wood

Outfielders (7): Cam Cratic, Jake Grauberger, Dakota Kotowski, Hayden Moore, Spencer Nivens, Jaden Rolfs, Drew Townsend

Catchers (3): Drake Baldwin, Mason Roehr, Anthony Socci

Pitchers (15): Forrest Barnes, Ty Blecha, Ty Buckner, Kaden Joggerst, Parker Johnson, Reece Lang, Adam Link, Eric Loomis, Jake McMahon, Dan Merrill, Riyan Rodriguez, Liam Stumpf, Jared Viertel, Caden Wilson, Trey Ziegenbein

NOTE: Based on guidelines from the Missouri Valley Conference and NCAA, Missouri State has advanced the eligibility classifications of its student athletes for the 2021-22 seasons. Student-athletes wishing to take advantage of the extra "COVID" season will be listed as a senior again after their original eligibility would have expired.

NUMERICAL ROSTER

No.	Player	Pos.
1	Liam Stumpf	OF
3	Cam Cratic	OF
4	Jake Grauberger	OF
5	Will Duff	IF
8	Mason Hull	IF
10	Walker Jenkins	IF
11	Jake McMahon	RHP
12	Riyan Rodriguez	RHP
13	Grant Wood	IF
14	Hayden Moore	OF
16	Dakota Kotowski	OF
17	Jared Viertel	LHP
18	Spencer Nivens	IF/OF
19	Reece Lang	LHP
21	Drake Baldwin	C
23	Drew Townsend	OF
24	Adam Link	RHP
25	Anthony Socci	C
26	Mason Greer	IF
27	Caden Wilson	RHP
29	Jaden Rolfs	C/1B/OF
31	Forrest Barnes	RHP
32	Kaden Joggerst	RHP
33	Liam Moreno	IF
34	Eric Loomis	RHP
35	Dan Merrill	RHP
36	Ty Buckner	RHP
40	Trey Ziegenbein	RHP
41	Parker Johnson	RHP
43	Ty Blecha	LHP
44	Carlos Vasquez	IF
50	Mason Roehr	C

Head Coach

2.....Keith Guttin

Assistant Coaches

28.....Paul Evans

7.....Joey Hawkins

Director of Player Development

Nick Petree

Graduate Manager

Trevor Cho

Graduate Manager

Cameron Witt

Volunteer Assistant

Jeremy Cologna

Strength and Conditioning

Chase Barber

Director of Video Operations

Brady Theisen

Athletic Trainer

Jim Penkalski

MISSOURI STATE BASEBALL

MISSOURI STATE at KANSAS - March 2, 2022 - Lawrence, Kan. | INDIANA at MISSOURI STATE - March 4-6, 2022 - Springfield, Mo.

TV/RADIO ROSTER



1 **Liam Stumpf**
RHP - Fr. - R/R
Dodgeville, Wis.



3 **Cam Cratic**
OF - Sr. - L/L
Madison, Wis.



4 **Jake Grauberg**
OF - Jr. - R/R
Lee's Summit, Mo.



5 **Will Duff**
IF - Jr. - R/R
Springfield, Mo.




8 **Mason Hull**
IF - Jr. - R/R
Effingham, Ill.



10 **Walker Jenkins**
IF - Sr. - L/R
Sun Prairie, Wis.



11 **Jake McMahon**
RHP - Sr. - R/R
Blue Springs, Mo.



12 **Rylan Rodriguez**
RHP - Sr. - R/R
Santa Clarita, Calif.



13 **Grant Wood**
OF - Sr. - R/R
Jefferson City, Mo.



14 **Hayden Moore**
OF - Fr. - S/R
Edwardsville, Ill.



16 **Dakota Kotowski**
OF - Sr. - R/R
Channahon, Ill.



17 **Jared Viertel**
RHP - Sr. - R/R
Boonville, Mo.




18 **Spencer Nivens**
IF/OF - R/R - L/R
Columbia, Mo.



19 **Reece Lang**
LHP - Jr. - R/L
Boonville, Mo.



21 **Drake Baldwin**
C - Jr. - L/R
Madison, Wis.



23 **Drew Townsend**
OF - Fr. - L/R
Kansas City, Mo.



24 **Adam Link**
RHP - Sr. - R/R
Springfield, Mo.




25 **Anthony Socci**
C - Sr. - R/R
Norwalk, Conn.



26 **Mason Greer**
IF - Jr. - S/R
Colleyville, Texas



27 **Cadon Wilson**
RHP - R/R - L/R
Kansas City, Mo.




29 **Jaden Roloffs**
C/1B/OF - Sr. - R/R
Pella, Iowa



31 **Forrest Barnes**
RHP - Sr. - R/R
Ozark, Mo.



32 **Kaden Jorgensen**
RHP - Fr. - R/R
O'Fallon, Ill.



33 **Liam Moreno**
IF - Fr. - R/R
Sun Prairie, Wis.



34 **Eric Loomis**
RHP - So. - R/R
St. Louis, Mo.




35 **Dan Merrill**
RHP - Jr. - R/R
Tulsa, Okla.



36 **Ty Buckner**
RHP - Sr. - R/R
St. Louis, Mo.



40 **Trey Ziegenhein**
RHP - Sr. - R/R
Blue Springs, Mo.




41 **Parker Johnson**
RHP - Fr. - R/R
Breese, Ill.



43 **Ty Blecha**
LHP - Fr. - L/L
Shawnee, Kan.



44 **Carlos Vasquez**
IF - Fr. - S/R
Lawrence, Kan.



50 **Mason Roehr**
C - Fr. - R/R
Granite City, Ill.



2 **Keith Guttin**
Head Coach



28 **Paul Evans**
Assistant Coach



7 **Joey Hawkins**
Assistant Coach



Nick Potree
Director of Player
Development



Jeremy Cologna
Volunteer
Assistant Coach



Trevor Cho
Graduate Manager



Cameron Witt
Graduate Manager