



CINCINNATI

2022 BASEBALL GAME NOTES



2022 SCHEDULE / RESULTS

DATE	OPPONENT	TIME/RESULT
02/18	@ FGCU	W, 9-6
02/19	@ FGCU	W, 15-14
02/19	@ FGCU	L, 10-5
02/20	@ FGCU	L, 16-8
02/25	@ North Alabama	L, 5-2
02/26	@ North Alabama	Canceled
02/26	@ North Alabama	Canceled
02/27	@ North Alabama	Canceled
03/02	OHIO STATE	W, 5-4
03/04	NORTHWESTERN	W, 5-4
03/05	NORTHWESTERN	L, 10-8
03/05	NORTHWESTERN	W, 4-2
03/06	NORTHWESTERN	W, 16-5
03/08	@ Indiana	L, 7-0
03/11	Michigan State	2 p.m.
03/12	Kansas	6 p.m.
03/13	Western Carolina	5 p.m.
03/14	@ USC Upstate	5 p.m.
03/15	@ Wofford	TBD
03/18	SAINT JOSEPH'S	4 p.m.
03/19	SAINT JOSEPH'S	Noon
03/19	SAINT JOSEPH'S	Noon
03/20	SAINT JOSEPH'S	Noon
03/25	XAVIER	4 p.m.
03/26	Xavier	4 p.m.
03/27	@ Xavier	1 p.m.
03/29	XAVIER	7 p.m.
04/01	ECU *	6 p.m.
04/02	ECU *	4 p.m.
04/03	ECU *	12 p.m.
04/05	Wright State/Miami (OH)	TBD
04/08	HOUSTON *	6 p.m.
04/09	HOUSTON *	4 p.m.
04/10	HOUSTON *	Noon
04/12	@ Louisville	6 p.m.
04/14	@ Wichita State *	7 p.m.
04/15	@ Wichita State *	7 p.m.
04/16	@ Wichita State *	1 p.m.
04/20	INDIANA	6 p.m.
04/22	USF *	6 p.m.
04/23	USF *	4 p.m.
04/24	USF *	Noon
04/29	@ ECU *	6:30 p.m.
04/30	@ ECU *	4 p.m.
05/01	@ ECU *	1 p.m.
05/03	WRIGHT STATE	6 p.m.
05/06	@ Tulane *	7:30 p.m.
05/07	@ Tulane *	3 p.m.
05/08	@ Tulane *	2 p.m.
05/11	NKU	11 a.m.
05/13	MEMPHIS *	6 p.m.
05/14	MEMPHIS *	4 p.m.
05/15	MEMPHIS *	Noon
05/17	@ Ohio State	6:05 p.m.
05/19	@ UCF *	6 p.m.
05/20	@ UCF *	6 p.m.
05/21	@ UCF *	6 p.m.

AAC CHAMPIONSHIP

* May 24-29 (Clearwater, Florida • BayCare Ballpark)

* - AAC game; Home games, in **BOLD CAPS**, played at UC Baseball Stadium. Times and dates subject to change.

All home games will be broadcasted on ESPN+.



CINCINNATI

BEARCATS



MICHIGAN STATE, KANSAS AND WESTERN CAROLINA



MARCH 11-13, 2022 • FLUOR FIELD • GREENVILLE, S.C

CINCINNATI

2022 Record.....6-5, 0-0 AAC
Head Coach.....Scott Googins
Record at UC.....101-98 (5th)
Career Record.....442-455 (17th)

SERIES INFORMATION

Live Stats.....BearcatStats.com
Watch.....Greenville Drive YouTube
Series Record.....8-11 combined

OPPONENTS

Combined 2022 Record.....17-19
Michigan State.....5-6, 0-0 Big 10
Kansas.....6-6, 0-0 Big 12
Western Carolina.....6-7, 0-0 SoCon

PROBABLE STARTING PITCHERS

FRIDAY, MARCH 11

2 p.m. • YouTube
 LHP **Tristan Weaver**
 vs. RHP **Zach Iverson**

SATURDAY, MARCH 12

6 p.m. • YouTube
 RHP **Zach Segal**
 vs. RHP **Ryan Vanderhei**

SUNDAY, MARCH 13

5 p.m. • YouTube
 RHP **Garrett Harker**
 vs. RHP **Gavin Mortenson**

CINCINNATI - The University of Cincinnati baseball team will head down to Greenville, S.C. this weekend to take on a trio of opponents at the 2022 First Pitch Invitational - Michigan State, Kansas and Western Carolina. Game one against Michigan State will be on Friday at 2 p.m., game two against Kansas will be on Saturday at 6 p.m. and game three will be on Sunday against Western Carolina at 5 p.m.

All three games will be streamed on the Greenville Drive's YouTube page. Live stats will be available at BearcatStats.com.

SERIES BUSINESS

• UC has a 3-0 all-time record against Kansas, 2-11 against Michigan State and 3-0 against Western Carolina.

SETTING THE STAGE

• After a huge 4-1 week at home, the Bearcats fell to Indiana on the road Tuesday. They'll look to bring back some of the weekend magic for the trip to Greenville.
 • Michigan State just lost to Clemson, 4-2, Kansas beat Charleston Southern Tuesday and Wednesday and WCU just took down Presbyterian, 15-2.

ABOUT THE BEARCATS

• UC's offense had a big week last week, averaging 7.6 runs over five games, including a 16-run effort on Saturday. Despite playing the fewest games in the conference, UC ranked first in total bases and home runs, third in runs scored and second in hits prior to Tuesday's game against Indiana.
 • Redshirt sophomore JP Sponseller had a huge game against Northwestern last Saturday, hitting three homers and driving in seven runs. He was named one of Collegiate Baseball's national players of the week.
 • This past week, senior Beau Keathley threw 6.1 innings of shutout ball against Ohio State, grad transfer Tristan Weaver threw a complete game, freshman Garrett Harker gave up two runs over 6.2 innings and sophomore Conner Linn's first career start ended with a quality start and a win.

PROBABLE STARTING LINEUP

NO.	NAME (B/T)	POS	HT	WT	YR	HOMETOWN	AVG	GP-GS	R	H	RBI	SB
10	Cole Harting (R/R)	OF	5-11	205	So.	West Chester, Ohio	.178	11-11	7	8	4	1
3	JP Sponseller (L/R)	OF	5-10	200	r-So.	Mason, Ohio	.289	11-10	10	11	11	0
32	Paul Komistek (R/R)	OF	6-2	200	r-Jr.	Knoxville, Tenn.	.381	11-11	11	16	8	1
8	Griffin Merritt (R/R)	OF	6-2	225	r-Jr.	Cincinnati, Ohio	.372	11-11	9	16	12	1
44	Ryan Nicholson (L/L)	INF	6-3	215	r-So.	Louisville, Ky.	.357	11-11	12	15	10	3
28	Kerrington Cross	INF	6-0	200	r-Fr.	Brownsburg, Ind.	.310	11-11	7	13	6	2
14	Wyatt Stapp (L/R)	INF	6-1	205	r-Sr.	Keller, Texas	.200	5-5	1	4	2	0
15	Joe Powell (R/R)	C	5-10	160	r-So.	Mason, Ohio	.318	9-7	3	7	3	1
9	Jake Hansen	INF	6-1	200	r-Sr.	Westchester, Ill.	.154	9-7	4	4	3	1



THE AMERICAN ON ESPN+

All 25 Cincinnati home baseball games will air on ESPN+. Most conference road games will be aired on ESPN+. Visit the opposing team's website for more information on its broadcast schedule.

Visit gobearcats.com/espn to subscribe and stream all the Bearcats' games this season.

SERIES ROTATION

GAME 1



TRISTAN WEAVER LHP #11

2022 STATS: 2-1, 16.1 IP, 19 K's, 4.41 ERA

Height: 6-0
Weight: 188
B/T: L/L

Year: Graduate Student
Hometown: Auburn Ill.
High School: Auburn

LAST START

Threw a seven inning complete game, giving up four runs on 6 hits while striking out six.

2021 RECAP

Weaver threw 51.2 innings in 11 starts for Indiana State before transferring to Cincinnati for the 2022 season. Despite his 7.32 ERA, he pitched a few gems, including a seven inning, one run, seven strikeout performance on April 17 and an eight inning, two run, 10 strikeout game against Missouri State on May 8.

2022 GAME LOG (3 STARTS)

BEARCATS RECORD: 2-1

DATE	OPP	DEC	IP	H	R	ER	HR	BB	K	NP	ERA
2/18	at FGCU	W, 9-6	5.0	2	1	1	1	3	4	81	1.80
2/25	at North Alabama	L, 5-2	4.1	7	3	3	0	1	9	-	6.23
3/4	Northwestern	W, 5-4	7.0	6	4	4	0	2	6	102	5.14
TOTALS		2-1	16.1	15	8	8	1	6	19	183+	4.41

GAME 2



ZACH SEGAL RHP #43

2022 STATS: 0-0, 8.2 IP, 4.15 ERA, 7 H

Height: 6-0
Weight: 195
B/T: R/R

Year: Redshirt Sophomore
Hometown: Carmel, Ind.
High School: Carmel

LAST START

Threw five strong innings against Northwestern in his first start of the year, giving up four earned runs while striking out seven.

2021 RECAP

Segal appeared in 18 games with 9 starts on the mound in 2021. He pitched 70 innings with 44 strikeouts, a 5-4 record, and 2 saves. He recorded 6 strikeouts at East Carolina on April 1, 2021 and pitched 8 innings at Houston on May 7, 2021.

2022 GAME LOG (1 START, 3 APPEARANCES)

BEARCATS RECORD: 1-2

DATE	OPP	DEC	IP	H	R	ER	HR	BB	K	NP	ERA
2/19	at FGCU	ND, W, 15-14	1.0	0	0	0	0	0	0	10	0.00
2/20	at FGCU	ND, L, 16-8	2.2	2	1	0	0	2	1	42	0.00
3/4	Northwestern	ND, L, 10-8	5.0	5	4	4	0	1	7	86	7.20
TOTALS		0-0	8.2	7	5	4	0	3	8	138	4.15

GAME 3



GARRETT HARKER RHP #35

2022 STATS: 0-0, 7 K's, 8.2 IP, 7.27 ERA

Height: 6-0
Weight: 206
B/T: R/R

Year: Freshman
Hometown: Lebanon, Ind.
High School: Lebanon Senior

LAST START

Threw 6.2 innings against Northwestern in his first career home start. He struck out five hitters and gave up two earned runs on six hits.

2021 RECAP

Harker played at Lebanon High School in Lebanon, Ind.. He was named the District K Player of the Year by the IHSBCA. He was also named to the PBR Indiana All-State Team and to the 2021 ALL-USA Central Indiana baseball postseason Super Team.

2022 GAME LOG (2 STARTS)

BEARCATS RECORD: 2-0

DATE	OPP	DEC	IP	H	R	ER	HR	BB	K	NP	ERA
2/19	at FGCU	ND, W, 15-14	2.0	3	6	5	0	5	2	66	22.50
3/5	Northwestern	ND, W, 4-2	6.2	6	2	2	1	2	5	94	2.70
TOTALS		0-0	8.2	9	8	7	1	7	7	160	7.27

QUICK FACTS

GENERAL

Location	Cincinnati, OH 45221
Founded	1819
Enrollment	46,710
Conference	American Athletic
Nickname	Bearcats
Colors	Red (PMS 186) & Black
Home Field	UC Baseball Stadium
President	Neville G. Pinto, PhD
Director of Athletics	John Cunningham
Faculty Representative	Brian Hatch, PhD

HISTORY

First Year of Baseball	1888
All-Time Record	1,635-1792-21
No. Yrs in NCAA Tournament/Last	6/2019
Last NCAA Post-Season Opponent	Creighton, L, 6-1

COACHING STAFF

Head Coach	Scott Googins (Ohio Wesleyan '91)
Overall Record (Year)	442-455 (17th)
Record at Cincinnati (Year)	101-98 (5th)
Assistant Coach	JD Heilmann (Cincinnati '97)
Year at Cincinnati	Fifth/10th
Assistant Coach	Kyle Sprague (Malone '11)
Year at Cincinnati	Fifth
Volunteer Assistant	Lee Sponseller (Ohio Dominican '17)
Year at Cincinnati	Second

SUPPORT STAFF

Director of Operations	Andy Nagel (7th season)
Athletic Trainer	Mary Ankrom (5th season)
Strength & Conditioning	Chaz Calloway (7th season)

2021 INFORMATION

Overall Record:	29-26
Home	17-8
Road	12-16
Neutral	0-2
Conference Record	18-14
Home	10-6
Road	8-8
Finish	4th
2021 AAC Championship	0-2

2022 TEAM

Position Starters Returning/Lost:	6/3
Pitching Starters Returning/Lost:	2/2

2022 SCHEDULE INFORMATION

Home/Away, Neutral Games:	24/27/4
American Home/Away Games:	12/12
Non-Conf. Home/Away, Neutral Games:	12/15/4

COMMUNICATIONS

Baseball Contact	Alex Pepke
Phone	412-996-5598
Email	pepkeaj@mail.uc.edu
Secondary Baseball Contact	Connor Boyle
Phone	513-556-2234
Email	boylecp@ucmail.uc.edu

FOLLOW THE BEARCATS

For all the latest information on Cincinnati baseball, please visit GoBEARCATS.com. For up-to-the-minute updates, follow UC baseball (@GoBearsBase) on Twitter, Instagram and Facebook.

MATCHING THEM UP (2022 STATS)

BATTING	AVG	OPS	GP	AB	R	H	2B	3B	HR	RBI	TB	SLG%	BB	HBP	SO	GDP	OB%	SF	SH	SB-A
Cincinnati	.283	.853	11	381	77	108	18	1	20	69	188	.493	44	3	115	2	.360	3	4	11-17
Mich. State	.306	.839	11	382	65	117	22	6	10	60	181	.474	32	7	93	8	.365	6	1	16-22
Kansas	.254	.737	12	421	66	107	25	3	8	56	162	.385	51	13	95	6	.352	1	4	10-14
WCU	.304	.892	13	451	125	137	27	4	13	103	211	.468	74	29	106	3	.424	12	4	21-32

PITCHING	ERA	WHIP	W-L	APP	CG	SH	SV	IP	H	R	ER	BB	SO	2B	3B	HR	AB	AVG	WP	HBP	BK	SFA	SHA
Cincinnati	7.02	1.81	6-5	39	1	0	1	91.0	99	83	71	66	93	27	1	9	360	.275	14	18	1	3	6
Mich. State	4.88	1.50	5-6	36	0	0	4	94.0	92	66	51	49	104	17	5	11	367	.251	9	19	1	2	4
Kansas	5.19	1.38	6-6	-	0	0	3	104.0	102	65	60	41	94	14	2	13	-	.256	15	15	2	6	7
WCU	4.77	1.44	6-7	65	0	1	0	117.0	122	77	62	47	125	30	1	9	463	.263	14	18	1	5	4

ELITE OFFENSE

- The Bearcats rank 16th in the nation in homers (20) and 11th in homers per game (1.82), both of which are tops in the AAC.
- In the conference, UC now ranks first in slugging % (.493), fourth in runs scored per game (7.0), and first in home runs (20) despite playing the second-least amount of games in the conference.
- Paul Komistek, Ryan Nicholson, JP Sponseller and Griffin Merritt are leading the charge at the plate. Merritt ranks second in slugging percentage and all four rank in the top-six in home runs in the AAC.
- Merritt's five homers are second in the AAC and rank 24th in the nation. His .860 slugging percentage is good for 28th in the country.

CARDIAC 'CATS

- The Bearcats have already ended two games this year with walk-off homers.
- On March 2, Cam Scheler hit a pinch-hit walk-off homer to right field to beat Ohio State.
- Just three days later on March 5, Cole Harting hit his first homer of the year at the perfect time, driving one to right to beat Northwestern, 4-2.
- Five of UC's 11 games have been decided by two or less runs. Cincinnati's record is 4-1 in those games.

KOMISTEK RAKES

- Through 11 games in 2022, Komistek is sixth in the conference in average (.381). He's recorded a hit in all but three games this season.
- Komistek also ranks eighth in slugging percentage (.692) and sixth in home runs (3) in the conference.
- The redshirt junior outfielder from Knoxville, Tenn. was named the 2022 Preseason AAC Player of the Year by the league's coaches.
- In the conference, he ranked second in BA (.364), third in slugging percentage (.599) and second in on-base percentage (.459), which all led UC in 2021.
- Komistek is the second UC player to be named the AAC Preseason Player of the Year. The other was Ian Happ in 2015, who is now an outfielder for the Chicago Cubs.

BEARCATS IN THE OUTFIELD

- Three Bearcats were named to the preseason All-AAC team - OF Paul Komistek, OF Cole Harting and OF Griffin Merritt.
- Harting, a sophomore, hit .289, led the team in runs (49, 5th in AAC) and tied for the team-lead in home runs (10) in his true freshman season.
- Merritt, a junior, tied with Harting for the team-lead in home runs (10), was third in RBIs (38) and ranked fifth in OPS (.873).
- All three landed on D1 Baseball's Preseason Top 150 Outfielders list. Komistek was ranked 26th in the nation, Harting was placed at 77th and Merritt came in at 127th.

A NEW STANDARD

- UC was picked by the conference's coaches to finish in third place in the AAC in 2022, which is the highest since joining the conference for the 2014 season.
- The highest the Bearcats have ever been picked to finish in the AAC prior to this year was fifth in 2017.

GOING, GOING, GONE

- After the first weekend of college baseball this year, Cincinnati led the nation in home runs with nine. They now rank first in the conference and 16th in the country with 20.
- Nicholson and Sponseller have four each, which is tied for third-most in the AAC. Komistek has three while Merritt is second with five long balls. Catcher Cam Scheler has two, including a walk-off against Ohio State.
- The Bearcats launched 67 homers during the 2021 season, which ranked third in the conference.

BIG TEN MATCHUPS

- UC is currently in the middle of a seven-game stretch against Big Ten opponents.
- The Bearcats beat Ohio State in their home opener before taking three of four against Northwestern. They dropped one on the road to Indiana.
- Cincinnati will now travel to Greenville, S.C. to face off against Michigan State, Kansas and Western Carolina.

HITTING THE BOOKS

- The baseball team earned its highest-ever team-GPA in Fall 2021 (3.384).
- Twenty-nine players found themselves on the honor roll (3.0+ GPA) with 24 more on the Dean's List (3.4+ GPA). Five Bearcats on the team had 4.0 GPA's.
- It wasn't just the baseball team that had success in the classroom. The entire department had a 3.387 GPA and landed 78% of the student-athletes on the honor roll.
- "This is a great accomplishment for our baseball program and I couldn't be more proud of the way our guys have worked in the classroom and on the field this past fall," baseball head coach Scott Googins said.

MILESTONE WATCH

- Head coach Scott Googins now has 101 wins at UC in his five seasons, which is the fourth-most for a Bearcats coach. He's three wins away from moving into third in UC history. Brian Cleary has the most all-time at UC with 434.
- INF Wyatt Stapp is 6 hits from 150 and 19 RBIs from 100 in his career. He just reached 150 games in his career (30 at Tennessee, 120 at UC).
- Coming into this season, Komistek has a career .579 slugging percentage and a .442 on-base percentage. The slugging percentage would rank eighth all-time in UC history and the on-base percentage would rank sixth.

BACK FOR MORE

- Paul Komistek, 2022 Preseason AAC Player of the Year, will look to build on his 2021 season where he hit .364 and was named to the All-AAC First Team.
- Cole Harting and Griffin Merritt round out an outfield that should be one of the best, if not the best in the conference. Both players were named to the Preseason All-AAC Team.
- Wyatt Stapp returns for a fifth season after starting 40 games and hitting .271 in 2021. He ended last season with a perfect 1.000 fielding percentage.
- In his first year starting in 2021, Ryan Nicholson proved that he belongs on the field. The redshirt sophomore hit .291 and started 45 games for UC a year ago.

NOTES

WEEKLY HONORS

AAC PLAYER OF THE WEEK

NAME	HONOR [Date]

HONOR ROLL

NAME	DATE
Paul Komistek	Feb. 21
JP Sponseller	March 7

COLLEGIATE BASEBALL'S PLAYER OF THE WEEK

NAME	HONOR [Date]
JP Sponseller	March 7

PRESEASON ALL-AAC

Paul Komistek (OF), Cole Harting (OF), Griffin Merritt (OF)
 Paul Komistek - AAC Preseason Player of the Year

CURRENT PRO PLAYERS

MAJOR LEAGUE BASEBALL

NAME	TEAM
Ian Happ	Chicago
Josh Harrison	Free Agent
Art Warren	Cincinnati

MINOR LEAGUE BASEBALL

NAME	TEAM
Cam Alldred	Indianapolis (AAA - Pittsburgh)
AJ Bumpass	Free Agent
Ryan Noda	Tulsa (AA - Los Angeles)
Manny Rodriguez	Binghamton (AA - NY Mets)
Joey Weimer	Wisconsin (High A - Milwaukee)
Garrett Schoenle	ACL (Rookie - White Sox)
Evan Shawver	ACL (Rookie - Colorado)

INDEPENDENT

NAME	TEAM
AJ Kullman	USPBL
Jace Mercer	Frontier League
JT Perez	Frontier League
Eric Santiago	USPBL

2022 AMERICAN CONFERENCE STANDINGS

SCHOOL	AAC	AAC%	OVERALL	%	H	A	N	STK
Tulane	0-0	0.000	10-3	0.769	6-1	4-2	0-0	L1
UCF	0-0	0.000	10-3	0.769	6-2	4-1	0-0	W2
Houston	0-0	0.000	9-4	0.692	7-1	2-0	0-3	W3
South Florida	0-0	0.000	8-5	0.615	8-4	0-1	0-0	W1
Memphis	0-0	0.000	8-4	0.600	6-4	0-0	0-0	W1
Cincinnati	0-0	0.000	6-5	0.545	4-1	2-4	0-0	L1
East Carolina	0-0	0.000	7-6	0.538	4-3	3-3	0-0	W1
Wichita State	0-0	0.000	6-7	0.462	1-0	5-6	0-1	W4

SHUT 'EM DOWN

- The Bearcats' pitching staff had a big week last week in five games against Ohio State and Northwestern.
- Tristan Weaver threw a seven-inning complete game against Northwestern on March 4, striking out six.
- Beau Keathley threw 6.1 scoreless innings in relief against Ohio State, striking out eight and securing the win.
- In his first career home start, Garrett Harker was one out shy from throwing a seven-inning complete game.
- Conner Linn pitched a quality start in his first-ever start, going 6.1 innings while only giving up three runs.

WELCOME TO CLIFTON

- JP Sponseller, a redshirt sophomore outfielder, came from Elon and currently ranks third in the AAC with four homers. His older brother, Lee, is a volunteer assistant coach in the program.
- Tristan Weaver is a LHP that came to UC from Indiana State. He has a 4.41 ERA and 19 strikeouts in three starts.
- Other transfers include Ryan Steckline (LHP, Monmouth), Max Palmieri (INF, Lincoln Memorial) and Kameron Guidry (INF, Georgia).

OPENING DAY IN CINCY

- The Bearcats hosted Ohio State on March 2 for opening day, scheduled less than 48 hours before first pitch.
- Fans set a new stadium attendance record at 2,451.
- The game ended on Cam Scheler's pinch-hit walk-off home run in the ninth-inning.

HOME COOKING

- UC won its first home game against Ohio State, 5-4. That marks the sixth-straight year it has won its home opener.
- Cincinnati followed that up by winning three of four against Northwestern, starting the year 4-1 at home.
- The Bearcats have a 288-181 (.614) all-time record at UC Baseball Stadium and have only had three seasons with a .500 winning percentage or lower at home.
- Since 2016, the team's home record is 96-50 (.658).

TO BE THE BEST...

- The Bearcats will look to prove themselves against top competition this season. They have six games against AAC powerhouse East Carolina, four games against rival Xavier and two against Indiana.
- They will also play in an invitational against Michigan State, Kansas and Western Carolina along with taking on Ohio State and Louisville.

BEARCATS WITH A BRIGHT FUTURE

- UC placed two players in D1 Baseball's top-10 AAC prospects for the 2023 MLB Draft with Harting (No. 4) and Harker (No. 9) both earning spots on the list.
- UC was also represented in the AAC prospect ranking for the 2022 MLB Draft. Hopewell (No. 21); Komistek (No. 24); Nicholson (No. 31); Powell (No. 33) and Merritt (No. 36) all garnered attention as draft-eligible players.
- Both Harker (No. 6) and catcher Boston Smith (No. 10) were named impact freshman to watch in 2022.



UC BASEBALL STADIUM

HOME OF THE BEARCATS

YEAR-BY-YEAR RECORD - UC BASEBALL STADIUM

YEAR	W	L	YEAR	W	L
2004	1	2	2014	13	9
2005	16	13	2015	10	14
2006	22	10	2016	18	7
2007	20	10	2017	15	11
2008	23	11	2018	19	11
2009	21	13	2019	16	12
2010	18	12	2020	7	0
2011	19	1	2021	17	8
2012	10	20	2022	4	1
2013	19	16	TOTAL	288	181
			(.614 winning percentage)		

OPENED: 2004

CAPACITY: 3,085

DIMENSIONS: 325-370-400-370-325

SURFACE: Motz Group TriplePlay HP

UC Baseball Stadium has been the home of the Cincinnati Bearcats baseball team since the end of the 2004 season.

The first game played at the 3,085-seat, on-campus facility occurred on May, 20 2004 when the Bearcats hosted UAB in the final series of 2004. The opening game was played on a Thursday night, before a crowd of 2,200.

Since its opening, the stadium has seen a UC great recognized within the facility. In May 2005, coaching legend Glenn Sample was honored with the walkway outside the field being named Glenn Sample Way. Sample, Ed Jucker and Kevin Youkilis have their numbers retired on the left-field wall.

The stadium, which was voted the favorite road stadium in the BIG EAST Conference to visit, is located directly east of the spot where Johnny Bench Field, UC's previous home, sat for a number of years.

Acting on a recommendation by President Neville G. Pinto, the UC Board of Trustees unanimously voted on June 23, 2020 to remove the name of the late Cincinnati Reds owner and philanthropist Marge Schott from the university's baseball stadium and a second space. The stadium held the name of Marge Schott Stadium from 2006-2020.

FEATURES

- Batting Cages
- Indoor batting cages and pitcher's mound
- A fully equipped press box with private viewing areas
- A player's clubhouse and lounge
- Dressing rooms for coaches
- Full laundry and equipment facilities
- State-of-the-art training room
- Fully-lighted playing field

THE LAST TIME A BEARCATS PLAYER ...

Hit for the cycle.....	Anthony Snowell; May 7, 1999 vs. Saint Louis
Hit a grand slam.....	Jace Mercer; May 20, 2021 vs. Tulane
Hit a walk-off homerun.....	Cole Harting March 5, 2022 vs Northwestern
Hit a walk-off base hit.....	Ryan Nicholson vs. #5 Louisville, March 29, 2021
Walk-off RBI without a hit.....	bases-loaded HBP; Feb. 24, 2013 vs. Western Carolina
Led off the game with a homerun	Eric Santiago, March 7, 2021 at UNCW
Hit back-to-back homeruns.....	Nicholson-Merritt, 2nd inning at FGCU, Feb. 19, 2022
Hit back-to-back-to-back homeruns.....	Singer-McMillin-Hinton; April 21, 1999 vs Ohio, 9th inning
Hit two homeruns in a game.....	JP Sponseller; 3; March 5, 2022 vs. Northwester, Game 2
Hit 3+ homeruns in a game.....	JP Sponseller; 3; March 5, 2022 vs. Northwester, Game 2
Hit a homerun in two straight games	Ryan Nicholson at FGCU, Feb. 19 and 20, 2022
Hit a homerun in three straight games.....	Ryan Nicholson at FGCU, Feb. 19 (1), 19 (2) and 20, 2022
Hit an inside-the-park homerun.....	Paul Komistek; March 29, 2020 vs Oakland
Hit two doubles in a game.....	Griffin Merritt vs. Northwestern, March 4, 2022, Game 2
Hit three doubles in a game.....	Jace Mercer, May 9, 2021 at Houston
Hit two triples in a game	A.J. Bumpass; April 10, 2019 vs Miami
Had four hits in a game	Paul Komistek; Feb. 19, 2022 at FGCU
Had five hits in a game	Paul Komistek; Feb. 19, 2022 at FGCU
Had 6+ hits in a game	Cole Harting, 6 at Xavier, March 20, 2021
Had four RBIs.....	JP Sponseller; 7; March 5, 2022 vs. Northwester, Game 2
Had five RBIs.....	JP Sponseller; 7; March 5, 2022 vs. Northwester, Game 2
Had 6+ RBIs.....	JP Sponseller; 7; March 5, 2022 vs. Northwester, Game 2
Scored three runs.....	JP Sponseller; 4; March 5, 2022 vs. Northwester, Game 2
Scored four runs.....	JP Sponseller; 4; March 5, 2022 vs. Northwester, Game 2
Scored 5+ runs	Jace Mercer, 5; February 28, 2020 vs Oakland
Stole 3+ bases	Jace Mercer, 3; April 16, 2021 at Memphis
Walked three times	Paul Komistek; March 5, 2022 vs Northwestern, Game 2
Walked four times	Griffin Merritt vs vs. #5 Louisville, March 29, 2021
Had 15+ putouts.....	Cam Scheler - C, 16; Feb. 27, 2021 at WKU (Game 2)
Has 20+ putouts	Ryan Noda - 1B, 21; April 12, 2015 vs. Memphis
Had 8+ assists.....	Manny Rodriguez - SS, 9; April 28, 2017 at UConn
Threw a complete game.....	Tristan Weaver, March 4, 2022 vs Northwestern, Game 1 (7 innings)/Garrett Schoenle, May 7, 2021 at Houston, Game 1, (9 innings)
Threw a complete-game shutout	J.T. Perez; April 20, 2018 vs #24 UConn
Threw a complete game in back-to-back appearances.....	Tristan Hammans; April 14/21, 2015 vs. Xavier/Louisville
Two Bearcats threw consecutive complete games	Walker/Walsh; April 9/11, 2014, vs. Miami (OH)/UConn
Three Bearcats threw consecutive complete games	Orndorff/Zellner/Perez; May 8/13/14, 2016, vs. UCF/ Houston
Threw 10 or more strikeouts.....	Garrett Schoenle, 11; March 7, 2021 at UNCW
Pitched more than 9 innings in a game.....	B.J. Borsia, 9.2; May 18, 2002 vs. Saint Louis
Struck out four batters in an inning	Tony Cento; May 7, 1999 vs. Saint Louis
Threw a no-hitter	Chris Murphy; April 15, 1995 vs IUPUI

THE LAST TIME UC ...

Had 15-19 hits.....	15 vs Northwestern, March 5, 2022, Game 2
Had 20+ hits.....	20 at Xavier, March 21, 2021
Scored 10-14 runs.....	10 vs. UCF, May 25, 2021
Scored 15-19 runs.....	16; Northwestern, March 5, 2022, Game 2
Scored 20+ runs.....	22 at Xavier, March 20, 2021
Scored 10+ runs in one inning.....	10 runs, 6th inning; March 19, 2006 vs. Oakland
Hit 5+ doubles.....	6 at Houston, May 7, 2021
Hit 3+ triples.....	3; April 10, 2019 vs Miami
Hit three homeruns.....	vs Ohio State, March 2, 2022
Hit four homeruns.....	vs. Northwestern, March, 5, 2022, Game 2
Hit 5+ homeruns	5 at Xavier, March 20, 2021
Stole five bases.....	vs. Tulane, May 21, 2021
Stole six bases.....	March 24, 2019 at USF
Stole 7+ bases.....	8; February 28, 2020 vs Oakland
Played 10 innings.....	vs. #11 East Carolina, May 14, 2021 (Game 2)
Played 11 innings.....	at FGCU, Feb. 19, 2022 (Game 1)
Played 12+ innings	12; February 26, 2021 at WKU
Swept a 3-game series	vs. Western Michigan, March 12-14, 2021
Was swept in a 3-game series	February 19-21, 2021 at #25 Clemson
Swept a 4-game series.....	May 20-22, 2021 vs. Tulane
Was swept in a 4-game series	April 1-3, 2021 at #11 ECU
Swept a double-header	March 5, 2022 vs. Northwestern
Was swept in a double-header	April 3, 2021 at #11 ECU
Turned a triple play	8-6-3; at May 7, 2019 at Miami

ROSTER

ALPHABETICAL

#	NAME	POS.	HT.	WT.	B/T	YR	HOMETOWN/PREVIOUS SCHOOL
18	Max Bergmann	RHP	6-3	195	R/R	So.	Georgetown, Ind./St. Xavier [Ky]
41	Aiden Bradbury	RHP	6-3	202	R/R	So.	Carmel, Ind./Carmel
16	Dondrae Bremner	INF	6-2	199	L/R	R-Sr.	Toronto, Canada/Bill Crothers Secondary
28	Kerrington Cross	INF	6-0	200	R/R	R-Fr.	Brownsburg, Ind./Brownsburg
30	CJ Dean	OF	5-11	187	R/R	Fr.	Columbus, Ohio/Centennial
29	Carter Earls	LHP	6-4	215	L/L	Fr.	Middletown, Ohio/Bishop Fenwick
31	Kameron Guidry	INF	5-11	175	R/R	R-So.	Snellville, Ga./Redan/Georgia
13	Jose Guzman	RHP	6-4	205	R/R	So.	Indianapolis, Ind./Ben Davis
45	Colby Haines	RHP	6-3	200	R/R	R-Fr.	Union, Ky. /Ryle
9	Jake Hansen	INF	6-1	199	L/R	R-Sr.	Westchester, Ill./North Iowa Area CC
35	Garrett Harker	RHP	6-0	206	R/R	Fr.	Lebanon, Ind./Lebanon Senior
10	Cole Harting	OF	6-0	205	R/R	So.	West Chester, Ohio/Mason
38	Josh Hegemann	OF	6-0	170	L/L	So.	Liberty Township, Ohio/Badin
33	Chase Hopewell	RHP	6-4	197	R/R	R-So.	Hamilton, Ohio/Badin/Findlay
2	Beau Keathley	RHP	6-0	172	R/R	Sr.	Taylor, Mich./Oakland
0	Evan Kemp	LHP	6-3	208	L/L	R-So.	Mason, Ohio/Mason
32	Paul Komistek	OF	6-2	214	R/R	R-Jr.	Knoxville, Tenn./Tennessee
19	Blake Lemmon	RHP	6-2	176	R/R	Fr.	Chesterton, Ind./Chesterton
42	Conner Linn	LHP	6-2	203	L/L	So.	Kokomo, Ind./Western
24	Sean McLaughlin	INF	6-1	226	R/R	R-Jr.	Hendersonville, Tenn./Knights Academy
8	Griffin Merritt	OF	6-2	215	R/R	R-Jr.	Cincinnati, Ohio/La Salle
20	Jackson Murphy	RHP	6-2	231	R/R	R-Jr.	Cincinnati, Ohio/IMG Academy
17	Nick Murray	RHP	6-5	238	R/R	R-Jr.	Tyngsboro, Mass./St. Mark's School
27	Andrew Neff	LHP	6-1	213	R/L	Fr.	Mooresville, Ind./Mooresville
25	Ryan Nicholson	INF	6-4	220	L/L	R-So.	Louisville, Ky./St. Xavier
44	Tommy O'Connor	LHP	6-5	222	L/L	Fr.	Martinsville, Ind./Mooresville
26	Max Palmieri	INF	5-9	173	R/R	R-So.	Maineville, Ohio/Kings/Lincoln Memorial
15	Joe Powell	C	5-9	187	R/R	R-So.	Mason, Ohio/Mason
5	Cam Scheler	C	6-1	213	R/R	R-So.	Louisville, Ky./St. Xavier
43	Zach Segal	RHP	6-0	194	R/R	R-So.	Loveland, Ohio/Loveland
77	Alex Shea	LHP	6-5	202	L/L	R-So.	Union, Ky./St. Henry
21	Boston Smith	C	5-10	190	L/R	Fr.	Arcanum, Ohio/Vandalia Butler
22	Brett Souder	RHP	6-3	225	R/R	R-Jr.	South Lebanon, Ohio/Sinclair CC
3	JP Sponseller	OF	5-10	202	L/R	R-So.	Mason, Ohio/Mason/Elon
4	Sean Springer	INF	5-10	177	L/R	R-Fr.	Strongsville, Ohio/Holy Name
14	Wyatt Stapp	INF	6-1	190	L/R	R-Sr.	Keller, Texas/Tennessee
6	Ryan Steckline	LHP	6-2	228	L/L	Gr.	Newark, Del./Appoquinimick/Monmouth
23	Ben Vore	RHP	6-1	230	R/R	R-So.	Lexington, Ohio/Lexington
11	Tristan Weaver	LHP	6-0	188	L/L	Gr.	Auburn, ILL./Auburn/Indiana State

NUMERICAL

#	NAME	POS.
0	Evan Kemp	LHP
2	Beau Keathley	RHP
3	JP Sponseller	OF
4	Sean Springer	INF
5	Cam Scheler	C
6	Ryan Steckline	LHP
8	Griffin Merritt	OF
9	Jake Hansen	INF
10	Cole Harting	OF
11	Tristan Weaver	LHP
13	Jose Guzman	RHP
14	Wyatt Stapp	INF
15	Joe Powell	C
16	Dondrae Bremner	INF
17	Nick Murray	RHP
18	Max Bergmann	RHP
19	Blake Lemmon	RHP
20	Jackson Murphy	RHP
21	Boston Smith	C
22	Brett Souder	RHP
23	Ben Vore	RHP
24	Sean McLaughlin	INF
25	Ryan Nicholson	INF
26	Max Palmieri	INF
27	Andrew Neff	LHP
28	Kerrington Cross	INF
29	Carter Earls	LHP
30	CJ Dean	OF
31	Kameron Guidry	INF
32	Paul Komistek	OF
33	Chase Hopewell	RHP
35	Garrett Harker	RHP
38	Josh Hegemann	OF
41	Aiden Bradbury	RHP
42	Conner Linn	LHP
43	Zach Segal	RHP
44	Tommy O'Connor	LHP
45	Colby Haines	RHP
77	Alex Shea	LHP

COACHING STAFF

7	Scott Googins - Head Coach (5th Season)
13	JD Heilmann - Pitching Coach/Recruiting Coordinator (5th Season)
9	Kyle Sprague - Hitting Coach/Infielders (5th Season)
27	Lee Sponseller - Volunteer Assistant/Outfielders (2nd Season)

SUPPORT STAFF

Andy Nagel - Director of Baseball Operations (7th Season)
Mary Ankrom - Athletic Trainer (5th Season)
Chaz Calloway - Strength & Conditioning (7th Season)

PRONUNCIATIONS

Scheler: SHE-ler
Segal: SEE-gull
Hegemann: Heg-a-men
Souder: Sowd-er
Guidry: Gid-ree

ROSTER BY POSITION

RHP.....	13
INF.....	9
LHP.....	8
OF.....	6
C.....	3

ROSTER BY CLASS

Freshmen.....	7
Redshirt Freshmen.....	3
Sophomores.....	6
Redshirt Sophomores.....	11
Juniors.....	0
Redshirt Junior.....	6
Seniors.....	4
Graduates.....	2


ROSTER BY STATE

Ohio.....	16
Indiana.....	9
Kentucky.....	4
Illinois.....	2
Tennessee.....	2


One Each: Canada, Georgia, Massachusetts, Michigan, Texas, Delaware

ROSTER BY COUNTRY

Canada.....	1
United States.....	38



EVAN KEMP
LHP • L/L • MASON, OHIO



BEAU KEATHLEY
RHP • R/R • TAYLOR, MICH.



JP SPONSELLER
OF • L/R • MASON, OHIO




SEAN SPRINGER
INF • L/R • STRONGSVILLE, OHIO




CAM SCHELER
C • R/R • LOUISVILLE, KY.



RYAN STECKLINE
LHP • L/L • NEWARK, DEL.



GRIFFIN MERRITT
INF • R/R • CINCINNATI, OHIO



JAKE HANSEN
INF • L/R • WESTCHESTER, ILL.




COLE HARTING
RHP • R/R • WEST CHESTER, OHIO



TRISTAN WEAVER
LHP • L/L • AUBURN, ILL.



JOSE GUZMAN
RHP • R/R • INDIANAPOLIS, IND.




WYATT STAPP
INF • L/R • KELLER, TEXAS



JOE POWELL
C • R/R • MASON, OHIO




DONDRAE BREMNER
INF • L/R • TORONTO, ONTARIO, CANADA




NICK MURRAY
RHP • R/R • TYNGSBORO, MASS.




MAX BERGMANN
RHP • R/R • GEORGETOWN, IND.



BLAKE LEMMON
RHP • R/R • CHESTERON, IND.




JACKSON MURPHY
RHP • R/R • CINCINNATI, OHIO



BOSTON SMITH
C • L/R • ARCANUM, OHIO




BRETT SOUDER
RHP • R/R • SOUTH LEBANON, OHIO



BEN VORE
RHP • R/R • LEXINGTON, OHIO



SEAN MCLAUGHLIN
INF • R/R • HENDERSONVILLE, TENN.



RYAN NICHOLSON
INF • L/L • LOUISVILLE, KY.




MAX PALMIERI
INF • R/R • MAINEVILLE, OHIO



ANDREW NEFF
LHP • R/L • MOORESVILLE, IND.



KERRINGTON CROSS
INF • R/R • BROWNSBURG, IND.




CARTER EARLS
LHP • L/L • MIDDLETOWN, OHIO



CJ DEAN
OF • R/R • COLUMBUS, OHIO



KAMERON GUIDRY
INF • R/R • SNELLVILLE, GA.



PAUL KOMISTEK
OF • R/R • KNOXVILLE, TENN.



CHASE HOPEWELL
RHP • R/R • HAMILTON, OHIO




GARRETT HARKER
RHP • R/R • LEBANON, IND.




JOSH HEGEMANN
OF • L/L • LIBERTY TOWNSHIP, OHIO




AIDAN BRADBURY
RHP • R/R • CARMEL, IND.



CONNER LINN
LHP • L/L • KOKOMO, IND.




ZACH SEGAL
RHP • R/R • LOVELAND, OHIO



TOMMY O'CONNOR
LHP • L/L • MARTINSVILLE, IND.



COLBY HAINES
RHP • R/R • UNION, KY.



ALEX SHEA
LHP • L/L • UNION, KY.

COACHING STAFF



SCOTT GOOGINS
HEAD COACH • 5TH SEASON



JD HEILMANN
PITCHING COACH



KYLE SPRAGUE
HITTING COACH / INFIELDBERS



LEE SPONSELLER
VOLUNTEER ASSISTANT / OUTFIELDERS

HEAD COACH SCOTT GOOGINS



SCOTT GOOGINS • HEAD COACH • FIFTH SEASON • OHIO WESLEYAN '92

Scott Googins was named the 28th head baseball coach at the University of Cincinnati on June 6, 2017 and will enter his fifth season in the spring of 2022.

Googins guided the Bearcats to their first winning season since 2011 in 2021. UC finished 29-26 and had five players named to the All-AAC First or Second Team. Left-handed pitcher Evan Shawver was drafted by the Colorado Rockies in the seventh round of the 2021 MLB Draft. The Bearcats had one of the best offenses in the conference in 2021, ranking in the top-three in just about every offensive category.

Prior to a pandemic-shortened 2020, Googins led the Bearcats to one of the most successful seasons in program history in 2019. Despite a slow 1-9 start, UC found itself as the No. 2 seed in the American Athletic Conference Tournament where they were yet to win a game. After winning its first three, UC went on to trounce UConn 22-5 to win the AAC Tournament title and advance to the NCAA postseason for the first time in 45 years.

Googins had made magic in the Queen City before and proved he could do it again in his second year. The team broke numerous records during the campaign. Six Bearcats earned All-AAC Tournament honors with AJ Bumpass being named the tournament MVP. Three players were named to the Corvallis Regional All-Tournament Team. Bumpass was later drafted by the Cincinnati Reds. The win over Oregon State marked Googins' 400th in his storied career.

In his first season, Googins guided UC to its best finish since 2011 as the Bearcats finished at 28-28 overall and an even 12-12 in American Athletic Conference play, one of the toughest RPI conferences in the nation. Shortstop Manny Rodriguez was drafted in the tenth round while pitchers Cam Alldred and J.T. Perez also were selected in the MLB draft. All three were all-conference honorees, marking the first time UC has ever had two first team honorees and three total honorees in AAC history. An impressive 23 Bearcats landed on the AAC All-Academic Team for having a 3.0 GPA or better. After posting a 3.20 fall GPA and 3.26 GPA in the spring, UC was recognized by the American Baseball Coaches Association with the Team Academic Excellence Award.

Googins made the move across town after 12 seasons as the head coach at Xavier. The all-time winningest coach in XU history, he compiled a 341-357 record with four NCAA Tournament appearances including back-to-back regional final berths in 2016 and 2017 and six regular season or conference tournament championships.

Googins led Xavier to a 34-27 finish in 2017. The Musketeers won their second-straight BIG EAST Tournament Championship and advanced to the

NCAA Regional Finals for the second-straight year.

During his 12 seasons at the helm at XU, Googins earned coaching accolades as the 2009 ABCA Mid-east Region Coach of the Year, the 2008 Atlantic 10 Coach of the Year and the 2016 BIG EAST Coaching Staff of the Year. Additionally, 11 of his players were chosen in the MLB First Year Player Draft since 2005.

Before taking the head coaching role at Xavier, Googins was an assistant at Miami (Ohio) from 2000-04. During his tenure working primarily with the outfielders, the RedHawks made four straight Mid-American Conference Tournament appearances. He was an assistant at Indiana from 1992-99, working with the Hoosiers' catchers, outfielders and hitters.

A native of Granville, Ohio, Googins was a three-year varsity letterwinner at Ohio Wesleyan in Delaware, Ohio. He moved into a coaching role as a senior and stayed on after graduation, coaching first base and working with the team's catchers.

Googins and his wife, Jody – a former volleyball standout at Xavier – live in West Chester, Ohio, with their daughter, Ellie, and two sons, Tommy and Charlie.

THE GOOGINS FILE

Hometown: Granville, Ohio

Wife: Jody

Children: Ellie, Tommy, Charlie

Education: Ohio Wesleyan '92

Playing Career: Ohio Wesleyan - 1989-92 (Catcher)

COACHING CAREER

YEAR	SCHOOL	POSITION
1992-1999	Indiana	Assistant Coach
2000-04	Miami (OH)	Assistant Coach
2005	Xavier	Assistant Coach
2006-17	Xavier	Head Coach
2018-	Cincinnati	Head Coach

CAREER ACCOMPLISHMENTS

- 2016 BIG EAST Coaching Staff of the Year
- 2009 ABCA Mid-east Region Coach of the Year
- 2008 Atlantic 10 Coach of the Year
- Five NCAA Appearances (2009, 2014, 2016, 2017, 2019)
- Six 30-win seasons (2019, 2016, 2014, 2013, 2011, 2009)

CHAMPIONSHIPS

- AAC Tournament Championship (2019)
- Three BIG EAST Tournament Championships (2014, 2016, 2017)
- BIG EAST Regular Season Championship (2016)
- Atlantic 10 Tournament Championship (2009)
- Atlantic 10 Regular Season Championship (2008)

MILESTONE WINS

FIRST WIN@ ETSU, 10-5 (02/16/06)
 100TH WIN Saint Joseph's, 6-6 (05/01/09)
 FIRST NCAA WIN vs. Sam Houston St., 9-6 (05/30/09)
 200TH WIN@ UAB, 12-4 (02/24/13)
 300TH WIN Villanova, 1-0 (05/19/16)
 400TH WIN Oregon State, 7-6 (05/31/19)

GOOGINS YEAR-BY-YEAR RECORD

YEAR	SCHOOL	OVERALL			CONFERENCE			FINISH	POSTSEASON
		W	L	PCT	W	L	PCT		
2006	Xavier	19	37	.339	9	18	.333	t-12th	
2007	Xavier	29	31	.483	17	10	.630	4th	
2008	Xavier	27	31	.466	19	8	.704	t-1st	
2009	Xavier	39	21	.650	18	9	.667	3rd	NCAA Regionals (1-2)
2010	Xavier	26	32	.448	18	9	.667	2nd	
2011	Xavier	30	27	.536	14	10	.583	4th	
2012	Xavier	28	28	.500	13	11	.542	7th	
2013	Xavier	32	26	.552	16	8	.667	4th	NCAA Regionals (1-2)
2014	Xavier	30	29	.508	8	10	.444	4th	
2015	Xavier	15	38	.283	3	15	.167	7th	NCAA Regionals (2-2)
2016	Xavier	32	30	.516	14	4	.778	1st	NCAA Regionals (2-2)
2017	Xavier	34	27	.557	10	6	.625	1st	
XAVIER TOTALS		341	357	.489	159	118	.571		6-8 (.429)
YEAR	SCHOOL	W	L	PCT	W	L	PCT	FINISH	POSTSEASON
2018	Cincinnati	28	28	.500	12	12	.500	6th	
2019	Cincinnati	31	31	.500	13	11	.542	2nd	NCAA Regionals (1-2)
2020	Cincinnati	7	8	.467	0	0	.000	n/a	
2021	Cincinnati	29	26	.510	18	14	.563	4th	
2022	Cincinnati	0	0	.000	0	0	.000		
CINCINNATI TOTALS		101	98	.508	43	37	.513		1-2 (.333)
CAREER TOTALS		442	455	.493	202	155	.566		7-10 (.412)

13

**JD HEILMANN****PITCHING COACH / RECRUITING COORDINATOR**

JD Heilmann started his second stint as an assistant coach at the University of Cincinnati in the summer of 2017.

In 2021, Heilmann mentored Evan Shawver, who was drafted in the seventh round by the Rockies, and Garrett Schoenle, who signed with the White Sox as a NDFA after the 2021 season.

In his first year, Heilmann guided JT Perez and Cam Allred to all-conference accolades and saw both move on to professional baseball. During the historic 2019 season, his pitching staff included two 12-strikeout performances and saw the second-most saves in a single-season by any UC closer in history.

Heilmann previously coached at UC from 2009-13, serving as the Bearcats pitching coach and recruiting coordinator and was responsible for bringing former All-American and current Chicago Cubs infielder Ian Happ to the Queen City.

He joined Head Coach Scott Googins' staff after working as the general manager of the Midland Baseball program, overseeing 18 amateur teams with ages ranging from 8-18. He also served as Prep Baseball Report's scouting supervisor (2016-17) and Scouting Director (2014-16) and was an associate scout for the Atlanta Braves (2015-17).

Heilmann is regarded as one of the top pitching coaches in college baseball and is known for his ability to develop and relate to pitchers.

He overtook a Cincinnati pitching staff that posted a 6.73 ERA in 2009 and shrunk the group's ERA to 4.25 in 2010, which ranked third in the BIG EAST Conference and 26th nationally.

Under Heilmann's tutelage, seven Bearcats went on to pitch in professional baseball. Six were selected in the Major League Baseball First-Year Player Draft.

Under the direction of Heilmann, third-team all-conference performer Andrew Burkett anchored the back end of Cincinnati's bullpen in 2010 and broke Cincinnati's single-season saves record with 14 after entering the campaign with one career save.

Prior to Cincinnati, Heilmann served as the pitching coach and recruiting coordinator at Xavier University for seven seasons and in 2009, he helped the Musketeers to a school record for wins en route to their first Atlantic-10 Conference Tournament Championship and NCAA Tournament appearance.

Heilmann played for the Bearcats in 1997 earned a communications degree while completing his eligibility at the University of Cincinnati following a transfer from Ball State.

A 1993 Moeller High School graduate, Heilmann helped the Crusaders capture a State Baseball Championship, while earning All-City and All-League honors.

Heilmann and his wife Raegene have two children, Dax and Ryley.

9

**KYLE SPRAGUE****HITTING COACH / INFELDERS**

Kyle Sprague joined the University of Cincinnati baseball staff in the summer of 2017.

His work on offense came through the loudest during the team's historic 2019 season when the Bearcats' bats went on a torrential pace during the postseason. During the 4-0 AAC Tournament run, UC broke the tournament records for runs (51), RBIs (47) and hits (60).

In 2021, UC ranked in the top-three in the AAC in nearly every offensive category, including batting average (2nd), slugging percentage (2nd), runs scored (2nd), home runs (3rd) and total bases (2nd).

During the pandemic-shortened 2020 season, UC ranked 12th in the nation in triples per game, 14th in doubles per game, 21st in on-base percentage, 30th in scoring and 31st in slugging percentage.

Sprague came to UC after two seasons on Head Coach Scott Googins' staff at Xavier University as the volunteer assistant coach.

"Kyle has been with me the past two years and is a great addition to our staff here at UC," Googins said. "He brings a lot to the table - he does an unbelievable job with developing infielders and is on the cutting edge with hitters. He's a young up-and-coming coach who's very energetic and passionate about what he does."

During his two seasons at Xavier, the Musketeers won a BIG EAST Conference regular season championship (2016), two-straight league tournament championships (2016 & 17) and played in consecutive regional finals in the NCAA Championship (2016 & 17).

Sprague worked with hitters and infielders and assisted with outfielders at Xavier. The Musketeers set a school record with a .977 fielding percentage in 2017 after tying the previous record with a .974 mark in 2016.

Sprague has previous experience in the American Athletic Conference having served as a volunteer assistant coach at UCF in 2015.

Under Sprague in 2015, all three of the Knights outfielders - Erik Barber, Sam Tolleson and Derrick Salberg - were honored to one of The American's three all-conference teams.

Sprague has extensive experience as a camp instructor, working at the Marc Wilkins Baseball Academy from 2007-12 and for Cal Ripken Baseball in 2009. He also has served as a camp instructor at Clemson, Vanderbilt, Tennessee, LSU and Mississippi State, among others.

The Mansfield, Ohio, native graduated from Malone (Ohio) University with degrees in business administration and sports management. He played collegiately at Malone and Tiffin University.

Sprague and his wife Erin live in Cincinnati.

40

**LEE SPONSELLER****VOLUNTEER ASSISTANT / OUTFELDERS**

Lee Sponseller rejoined the Cincinnati baseball staff in August 2020 as the volunteer assistant coach.

He works with the outfielders as well as the hitters and perform other duties necessary for the advanced development of the student-athletes.

In 2021, Sponseller assisted in the development of an offense that ranked in the top-three in the AAC in nearly every offensive category, including batting average (2nd), slugging percentage (2nd), runs scored (2nd), home runs (3rd) and total bases (2nd).

He also had a short stint as UC's volunteer director of player development.

Sponseller previously coached at Ohio Dominican, serving as the volunteer assistant coach, handling the team's hitting and outfielders as well as assisting with base running. He played at Ohio Dominican, finishing his career with a .367 batting average with 26 homeruns and 108 RBIs.

From there, he spent one year as a graduate transfer at Coastal Carolina, hitting .290 during the season with six homeruns and 42 RBI, including three grand slams.

Sponseller earned a bachelor's degree in finance and economics from Ohio Dominican in May 2017 and graduated with an MBA from Coastal Carolina in August 2018. He currently resides in Mason, Ohio.

2022 STATISTICS

2022 RECORD: 6-5 (HOME: 4-1; ROAD: 2-4; AAC: 0-0; NEUTRAL: 0-0)

2022 Cincinnati Baseball
Game Results for Cincinnati (as of Mar 08, 2022)
(All games)

Date	Opponent		Score	Inns	Overall	Conference	Pitcher of record	Attend	Time
Feb 18, 2022	at FGCU	w	9-6	9	1-0-0	0-0-0	Weaver (W 1-0)	644	3:30
Feb 19, 2022	at FGCU-1	w	15-14	(11)	2-0-0	0-0-0	Murphy (W 1-0)	358	5:15
Feb 19, 2022	at FGCU-2	L	5-10	7	2-1-0	0-0-0	Shea (L 0-1)	502	2:48
Feb 20, 2022	at FGCU	L	8-16	9	2-2-0	0-0-0	Bradbury (L 0-1)	323	3:53
Feb 25, 2022	at North Alabama	L	2-5	9	2-3-0	0-0-0	Weaver (L 1-1)	186	3:00
Mar 02, 2022	OHIO STATE	w	5-4	9	3-3-0	0-0-0	Keathley (W 1-0)	2451	2:50
Mar 04, 2022	NORTHWESTERN	w	5-4	7	4-3-0	0-0-0	Weaver (W 2-1)	0	2:05
Mar 04, 2022	NORTHWESTERN-2	L	8-10	9	4-4-0	0-0-0	Bergman (L 0-1)	850	3:20
Mar 05, 2022	NORTHWESTERN-1	w	4-2	7	5-4-0	0-0-0	Steckline (W 1-0)	2042	2:05
Mar 05, 2022	NORTHWESTERN-2	w	16-5	9	6-4-0	0-0-0	Linn (W 1-0)	1634	3:25
Mar 08, 2022	at Indiana	L	0-7	9	6-5-0	0-0-0	Shea (L 0-2)	1366	2:46

() extra inning game

2022 Cincinnati Baseball
Overall Statistics for Cincinnati (as of Mar 08, 2022)
(All games Sorted by Batting avg)

Record: 6-5 Home: 4-1 Away: 2-4 Conference: 0-0

Player	avg	gp-gs	ab	r	h	2b	3b	hr	rbi	tb	slg%	bb	hp	so	gdp	ob%	sf	sh	sb-att	po	a	e	fld%
32 Komistek, Paul	.381	11-11	42	11	16	2	0	3	8	27	.643	8	0	8	0	.480	0	0	1-1	19	1	1	.952
8 Merrit, Griffin	.372	11-11	43	9	16	4	1	5	12	37	.860	1	0	12	2	.386	0	0	1-1	15	0	0	1.000
25 Nicholson, Ryan	.357	11-11	42	12	15	2	0	4	10	29	.690	5	0	6	0	.426	0	0	3-3	66	5	0	1.000
28 Cross, Kerrington	.310	11-11	42	7	13	1	0	0	6	14	.333	3	0	15	0	.356	0	1	2-5	15	24	3	.929
3 Sponseller, JP	.289	11-10	38	10	11	1	0	4	11	24	.632	9	1	9	0	.438	0	0	0-0	0	0	0	.000
10 Harting, Cole	.178	11-11	45	7	8	1	0	1	4	12	.267	5	0	17	0	.255	1	0	1-3	31	0	0	1.000

16 Bremner, Dondrae	.368	6-6	19	3	7	2	0	0	1	9	.474	0	0	7	0	.368	0	1	0-1	1	9	1	.909
5 Scheler, Cam	.333	4-2	9	4	3	1	0	2	4	10	1.111	1	1	4	0	.455	0	0	0-0	21	0	0	1.000
15 Powell, Joe	.318	9-7	22	3	7	2	0	1	3	12	.545	5	0	4	0	.429	1	0	1-1	59	2	0	1.000
21 Smith, Boston	.222	3-2	9	1	2	0	0	0	1	2	.222	0	0	4	0	.200	1	0	0-0	20	0	2	.909
14 Stapp, Wyatt	.200	5-5	20	1	4	0	0	0	2	4	.200	1	0	9	0	.238	0	0	0-0	2	9	0	1.000
9 Hansen, Jake	.154	9-7	26	4	4	2	0	0	3	6	.231	2	1	8	0	.241	0	0	1-1	9	11	2	.909
31 Guidry, Kameron	.154	6-3	13	2	2	0	0	0	1	2	.154	2	0	6	0	.267	0	0	1-1	7	4	0	1.000
38 Hegemann, Josh	.000	5-0	6	2	0	0	0	0	2	0	.000	1	0	4	0	.143	0	1	0-0	0	0	0	.000
26 Palmieri, Max	.000	4-2	5	1	0	0	0	0	1	0	.000	1	0	2	0	.167	0	1	0-0	5	6	1	.917
4 Springer, Sean	.000	1-0	0	0	0	0	0	0	0	0	.000	0	0	0	0	.000	0	0	0-0	0	0	0	.000
24 McLaughlin, Sean	.000	1-0	0	0	0	0	0	0	0	0	.000	0	0	0	0	.000	0	0	0-0	0	0	0	.000
Totals	.283	11	381	77	108	18	1	20	69	188	.493	44	3	115	2	.360	3	4	11-17	273	79	11	.970
Opponents	.275	11	360	83	99	27	1	9	75	155	.431	66	18	93	4	.409	3	6	10-13	275	82	23	.939

LOB - Team (83), Opp (97). DP's turned - Team (5), Opp (2). IBB - Team (1), Nicholson 1. Picked off - Sponseller 1.

(All games Sorted by Earned run avg)

Player	era	w-l	app	gs	cg	sho	sv	ip	h	r	er	bb	so	2b	3b	hr	b/avg	wp	hp	bks	sfa	sha
11 Weaver, Tristan	4.41	2-1	3	3	1	0/0	0	16.1	15	8	8	6	19	7	0	1	.242	1	0	0	1	2
18 Bergman, Max	5.84	0-1	4	0	0	0/0	0	12.1	18	8	8	4	13	5	0	2	.333	1	1	0	0	0

20 Murphy, Jackson	0.00	1-0	3	0	0	0/0	0	3.0	3	0	0	0	4	0	0	0	.273	0	0	0	0	0
23 Vore, Ben	1.93	0-0	3	0	0	0/0	0	4.2	4	1	1	2	3	0	1	0	.235	0	0	0	0	0
6 Steckline, Ryan	3.18	1-0	4	0	0	0/0	0	5.2	4	2	2	2	9	0	0	1	.190	1	3	0	0	0
43 Segal, Zach	4.15	0-0	3	1	0	0/0	1	8.2	7	5	4	3	8	3	0	0	.212	1	1	0	0	0
42 Linn, Conner	4.26	1-0	1	1	0	0/0	0	6.1	6	3	3	3	2	4	0	1	.261	0	1	0	0	1
0 Kemp, Evan	4.50	0-0	3	0	0	0/0	0	4.0	5	5	2	4	2	3	0	1	.294	2	1	0	0	1
35 Harker, Garrett	7.27	0-0	2	2	0	0/0	0	8.2	9	8	7	7	7	1	0	1	.265	1	1	1	0	0
2 Keathley, Beau	8.10	1-0	4	0	0	0/0	0	10.0	13	9	9	7	13	1	0	1	.310	0	4	0	0	0
77 Shea, Alex	12.15	0-2	3	3	0	0/0	0	6.2	7	16	9	13	5	2	0	1	.280	2	3	0	1	2
27 Neff, Andrew	18.00	0-0	1	0	0	0/0	0	1.0	2	2	2	1	2	1	0	0	.400	0	0	0	0	0
17 Murray, Nick	27.00	0-0	1	0	0	0/0	0	0.2	0	2	2	2	1	0	0	0	.000	1	0	0	1	0
33 Hopewell, Chase	30.38	0-0	3	0	0	0/0	0	2.2	5	9	9	9	4	0	0	0	.385	2	1	0	0	0
41 Bradbury, Aiden	99.00	0-1	1	1	0	0/0	0	0.1	1	5	5	3	1	0	0	0	.500	2	2	0	0	0
Totals	7.02	6-5	11	11	1	0/0	1	91.0	99	83	71	66	93	27	1	9	.275	14	18	1	3	6
Opponents	5.11	5-6	11	11	1	1/1	1	91.2	108	77	52	44	115	18	1	20	.283	15	3	0	3	4

PB - Team (4), Smith 2, Scheler 2, Opp (2). Pickoffs - Team (1), Harker 1, Opp (1). SBA/ATT - Powell (4-6), Scheler (4-4), Murphy (2-3), Bergman (2-3), Vore (1-2), Smith (2-2), Linn (1-1), Hopewell (1-1), Shea (1-1), Steckline (1-1), Murray (1-1).

2022 STATISTICS

2022 Cincinnati Baseball
Overall Statistics for Cincinnati (as of Mar 08, 2022)
(All games Sorted by Fielding pct)

Player	c	po	a	e	fld%	dp	sba	csb	sba%	pb	ci
25 Nicholson, Ryan	71	66	5	0	1.000	5	0	0	---	0	0
15 Powell, Joe	61	59	2	0	1.000	0	4	2	.667	0	0
10 Harting, Cole	31	31	0	0	1.000	0	0	0	---	0	0
5 Scheler, Cam	21	21	0	0	1.000	0	4	0	1.000	2	0
8 Merrit, Griffin	15	15	0	0	1.000	0	0	0	---	0	0
14 Stapp, Wyatt	11	2	9	0	1.000	1	0	0	---	0	0
31 Guidry, Kameron	11	7	4	0	1.000	1	0	0	---	0	0
0 Kemp, Evan	2	1	1	0	1.000	0	0	0	---	0	0
42 Linn, Conner	2	1	1	0	1.000	0	1	0	1.000	0	0
35 Harker, Garrett	2	0	2	0	1.000	0	0	0	---	0	0
23 Vore, Ben	1	0	1	0	1.000	0	1	1	.500	0	0
77 Shea, Alex	1	1	0	0	1.000	0	1	0	1.000	0	0
20 Murphy, Jackson	1	0	1	0	1.000	0	2	1	.667	0	0
11 Weaver, Tristan	1	0	1	0	1.000	0	0	0	---	0	0
32 Komistek, Paul	21	19	1	1	.952	0	0	0	---	0	0
28 Cross, Kerrington	42	15	24	3	.929	2	0	0	---	0	0
26 Palmieri, Max	12	5	6	1	.917	1	0	0	---	0	0
9 Hansen, Jake	22	9	11	2	.909	5	0	0	---	0	0
21 Smith, Boston	22	20	0	2	.909	0	2	0	1.000	2	0
16 Bremner, Dondrae	11	1	9	1	.909	0	0	0	---	0	0
18 Bergman, Max	2	0	1	1	.500	0	2	1	.667	0	0
38 Hegemann, Josh	0	0	0	0	.000	0	0	0	---	0	0
41 Bradbury, Aiden	0	0	0	0	.000	0	0	0	---	0	0
4 Springer, Sean	0	0	0	0	.000	0	0	0	---	0	0
3 Sponseller, JP	0	0	0	0	.000	0	0	0	---	0	0
43 Segal, Zach	0	0	0	0	.000	0	0	0	---	0	0
27 Neff, Andrew	0	0	0	0	.000	0	0	0	---	0	0
33 Hopewell, Chase	0	0	0	0	.000	0	1	0	1.000	0	0
2 Keathley, Beau	0	0	0	0	.000	0	0	0	---	0	0
24 McLaughlin, Sean	0	0	0	0	.000	0	0	0	---	0	0
6 Steckline, Ryan	0	0	0	0	.000	0	1	0	1.000	0	0
17 Murray, Nick	0	0	0	0	.000	0	1	0	1.000	0	0
Totals	363	273	79	11	.970	5	10	3	.769	4	0
Opponents	380	275	82	23	.939	2	11	6	.647	2	0

Hitting minimums - 1 Games 75% of Games 3.0 TPA/Game

Pitching minimums - 1 Games 1.0 IP/Game

2022 Cincinnati Baseball
Miscellaneous Stats for Cincinnati (as of Mar 08, 2022)
(All games)

Multiple Hit Games	2	3	4	5+	Total
8 Merrit, Griffin	3	2	-	-	5
25 Nicholson, Ryan	4	1	-	-	5
28 Cross, Kerrington	4	-	-	-	4
32 Komistek, Paul	2	1	-	1	4
16 Bremner, Dondrae	3	-	-	-	3
3 Sponseller, JP	2	1	-	-	3
10 Harting, Cole	2	-	-	-	2
15 Powell, Joe	2	-	-	-	2
14 Stapp, Wyatt	2	-	-	-	2
9 Hansen, Jake	1	-	-	-	1
TEAM	25	5	0	1	31

Multiple RBI Games	2	3	4	5+	Total
8 Merrit, Griffin	4	-	-	-	4
25 Nicholson, Ryan	1	1	-	-	2
10 Harting, Cole	2	-	-	-	2
32 Komistek, Paul	1	1	-	-	2
15 Powell, Joe	-	1	-	-	1
3 Sponseller, JP	-	-	-	1	1
28 Cross, Kerrington	1	-	-	-	1
9 Hansen, Jake	1	-	-	-	1
5 Scheler, Cam	1	-	-	-	1
TEAM	11	3	0	1	15

Hitting Streaks	Longest	Current
25 Nicholson, Ryan	9	-
28 Cross, Kerrington	7	-
32 Komistek, Paul	6	-
8 Merrit, Griffin	5	-
16 Bremner, Dondrae	4	-
3 Sponseller, JP	4	-
10 Harting, Cole	4	-
15 Powell, Joe	3	1
5 Scheler, Cam	3	3
9 Hansen, Jake	3	-
14 Stapp, Wyatt	2	-
21 Smith, Boston	1	1
31 Guidry, Kameron	1	1

Reached Base Streaks	Longest	Current
28 Cross, Kerrington	10	-
25 Nicholson, Ryan	10	-
32 Komistek, Paul	6	-
9 Hansen, Jake	6	-
8 Merrit, Griffin	5	-
3 Sponseller, JP	4	-
16 Bremner, Dondrae	4	-
10 Harting, Cole	4	-
5 Scheler, Cam	3	3
15 Powell, Joe	3	3
14 Stapp, Wyatt	2	-
21 Smith, Boston	1	1
38 Hegemann, Josh	1	-
26 Palmieri, Max	1	-
31 Guidry, Kameron	1	1

2022 STATISTICS

2022 Cincinnati Baseball
Team Game-by-Game for Cincinnati (as of Mar 08, 2022)
Batting (All games)

Date	Opponent	ab	r	h	rbi	2b	3b	hr	tb	bb	ibb	sb	cs	hbp	sac	sf	gdp	k	po	a	e	lob	avg
Feb 18	at FGCU	41	9	13	7	1	1	2	22	5	0	0	1	0	0	1	0	10	27	8	1	11	.317
Feb 19	at FGCU	54	15	19	13	2	0	3	30	8	1	4	1	0	0	0	0	15	33	9	1	14	.337
Feb 19	at FGCU	30	5	8	3	2	0	2	16	0	0	0	0	0	0	0	0	9	18	5	1	4	.320
Feb 20	at FGCU	38	8	10	8	0	0	2	16	0	0	0	0	0	0	1	0	13	24	7	2	4	.307
Feb 25	at North Alabama	31	2	5	2	1	0	0	6	10	0	0	0	1	0	0	1	14	24	5	0	13	.284
Mar 02	OHIO STATE	33	5	8	4	2	0	3	19	3	0	1	1	0	0	0	0	9	27	8	1	6	.278
Mar 04	NORTHWESTERN	26	5	8	4	4	0	2	18	2	0	2	1	0	0	0	0	4	21	6	1	5	.281
Mar 04	NORTHWESTERN	38	8	12	8	3	0	1	18	5	0	0	0	2	0	0	0	13	27	5	2	10	.285
Mar 05	NORTHWESTERN	24	4	8	4	1	0	1	12	2	0	2	1	0	2	0	0	5	21	7	0	5	.289
Mar 05	NORTHWESTERN	37	16	15	16	2	0	4	29	9	0	2	1	0	2	1	1	9	27	9	0	9	.301
Mar 08	at Indiana	29	0	2	0	0	0	0	2	0	0	0	0	0	0	0	0	14	24	10	2	2	.283
Totals		381	77	108	69	18	1	20	188	44	1	11	6	3	4	3	2	115	273	79	11	83	.283

2022 Cincinnati Baseball
Team Game-by-Game for Cincinnati (as of Mar 08, 2022)
Pitching (All games)

Date	Opponent	ip	h	r	er	bb	so	2b	3b	hr	wp	bk	hbp	dp	ibb	score	w-l	sv	era
Feb 18	at FGCU	9.0	4	6	6	6	10	1	0	3	0	0	2	1	0	9-6	1-0	0	6.00
Feb 19	at FGCU	11.0	13	14	13	12	15	3	0	0	3	1	4	2	0	15-14	2-0	1	8.55
Feb 19	at FGCU	6.0	7	10	5	8	6	1	1	0	2	0	1	0	0	5-10	2-1	1	8.31
Feb 20	at FGCU	8.0	17	16	15	9	7	3	0	0	4	0	6	0	0	8-16	2-2	1	10.32
Feb 25	at North Alabama	8.0	12	5	5	2	12	5	0	0	1	0	0	0	0	2-5	2-3	1	9.43
Mar 02	OHIO STATE	9.0	6	4	2	5	9	1	0	1	0	0	2	1	0	5-4	3-3	1	8.12
Mar 04	NORTHWESTERN	7.0	6	4	4	2	6	2	0	0	0	0	0	0	0	5-4	4-3	1	7.76
Mar 04	NORTHWESTERN	9.0	14	10	7	3	8	6	0	1	1	0	0	0	0	8-10	4-4	1	7.66
Mar 05	NORTHWESTERN	7.0	6	2	2	2	6	1	0	1	0	0	1	1	0	4-2	5-4	1	7.18
Mar 05	NORTHWESTERN	9.0	9	5	5	8	8	4	0	1	2	0	1	0	0	16-5	6-4	1	6.94
Mar 08	at Indiana	8.0	5	7	7	9	6	0	0	2	1	0	1	0	0	0-7	6-5	1	7.02
Totals		91.0	99	83	71	66	93	27	1	9	14	1	18	5	0	77-83	6-5	1	7.02

2022 Cincinnati Baseball
Games Summary for Cincinnati (as of Mar 08, 2022)
(All games)

Score by innings	1	2	3	4	5	6	7	8	9	EX	Total
Cincinnati	7	7	7	2	17	8	10	16	2	1	77
Opponents	22	2	13	3	11	10	12	1	9	0	83

Record when ...

Overall	6-5	After 6 leading	5-0
Conference	0-0 trailing	1-5
Non-Conference	6-5 tied	0-0
Home games	4-1	After 7 leading	3-0
Away games	2-4 trailing	1-4
Neutral site	0-0 tied	0-0
Day games	5-5	After 8 leading	3-0
Night games	1-0 trailing	0-3
vs Left starter	1-1 tied	1-1
vs Right starter	5-4		
1-Run games	3-0	Hit 0 home runs	0-2
2-Run games	1-1	... 1 home run	1-1
5+Run games	1-3	... 2+ home runs	5-2
Extra innings	1-0		
Shutouts	0-1	Opponent 0 home runs	2-3
	 1 home run	3-1
Scoring 0-2 runs	0-2 2+ HRs	1-1
..... 3-5 runs	3-1		
..... 6-9 runs	1-2	Made 0 errors	2-1
..... 10+ runs	2-0 1 error	4-1
	 2+ errors	0-3
Opponent 0-2 runs	1-0		
..... 3-5 runs	3-1	Opp. made 0 errors	1-2
..... 6-9 runs	1-1 1 error	1-1
..... 10+ runs	1-3 2+ errors	4-2
Scored in 1st inning	3-1	Out-hit opponent	6-1
Opp. scored in 1st	2-3	Out-hit by opponent	0-4
Scores first	3-1	Hits are tied	0-0
Opp. scores first	3-4		

Record when team scores:

Runs	0	1	2	3	4	5	6	7	8	9	10+
W-L	0-1	0-0	0-1	0-0	1-0	2-1	0-0	0-0	0-2	1-0	2-0

Record when opponent scores:

Runs	0	1	2	3	4	5	6	7	8	9	10+
W-L	0-0	0-0	1-0	0-0	2-0	1-1	1-0	0-1	0-0	0-0	1-3

Record when leading after:

Inn.	1	2	3	4	5	6	7	8
W-L	3-1	4-1	3-1	2-1	4-1	5-0	3-0	3-0

Record when trailing after:

Inn.	1	2	3	4	5	6	7	8
W-L	1-3	1-3	2-3	2-3	1-4	1-5	1-4	0-3

Record when tied after:

Inn.	1	2	3	4	5	6	7	8
W-L	2-1	1-1	1-1	2-1	1-0	0-0	0-0	1-1

Current losing streak: 1

Longest winning streak: 2

Longest losing streak: 3

Home attendance : 6977 (5 dates avg = 1395)

Away attendance : 3379 (6 dates avg = 563)

Total attendance: 10356 (11 dates avg = 941)

**2022 Cincinnati Baseball
Season Game Highs for Cincinnati (as of Mar 08, 2022)
(All games)**

TEAM GAME HIGHS

Batting

At bats:	54	-	at FGCU (Feb 19, 2022)
Runs scored:	16	-	vs Northwestern (Mar 05, 2022)
Hits:	19	-	at FGCU (Feb 19, 2022)
RBIs:	16	-	vs Northwestern (Mar 05, 2022)
Doubles:	4	-	vs Northwestern (Mar 04, 2022)
Triples:	1	-	at FGCU (Feb 18, 2022)
Home runs:	4	-	vs Northwestern (Mar 05, 2022)
Total bases:	30	-	at FGCU (Feb 19, 2022)
Walks:	10	-	at North Alabama (Feb 25, 2022)
Strikeouts:	15	-	at FGCU (Feb 19, 2022)
Sac hits:	2	-	vs Northwestern (Mar 05, 2022)
	2	-	vs Northwestern (Mar 05, 2022)
Sac flies:	1	-	at FGCU (Feb 18, 2022)
	1	-	at FGCU (Feb 20, 2022)
	1	-	vs Northwestern (Mar 05, 2022)
Stolen bases:	4	-	at FGCU (Feb 19, 2022)
Hit by pitch:	2	-	vs Northwestern (Mar 04, 2022)
Caught stealing:	1	-	(6 times)
Runners LOB:	14	-	at FGCU (Feb 19, 2022)
Hit into DP:	1	-	at North Alabama (Feb 25, 2022)
	1	-	vs Northwestern (Mar 05, 2022)

Fielding

Putouts:	33	-	at FGCU (Feb 19, 2022)
Assists:	10	-	at Indiana (Mar 08, 2022)
Errors:	2	-	at FGCU (Feb 20, 2022)
	2	-	vs Northwestern (Mar 04, 2022)
	2	-	at Indiana (Mar 08, 2022)
Passed balls:	2	-	at FGCU (Feb 19, 2022)
	2	-	vs Northwestern (Mar 04, 2022)
DPs turned:	2	-	at FGCU (Feb 19, 2022)

Pitching

Innings pitched:	11.0	-	at FGCU (Feb 19, 2022)
Runs allowed:	16	-	at FGCU (Feb 20, 2022)
Earned runs:	15	-	at FGCU (Feb 20, 2022)
Walks allowed:	12	-	at FGCU (Feb 19, 2022)
Strikeouts:	15	-	at FGCU (Feb 19, 2022)
Hits allowed:	17	-	at FGCU (Feb 20, 2022)
Doubles allowed:	6	-	vs Northwestern (Mar 04, 2022)
Triples allowed:	1	-	at FGCU (Feb 19, 2022)
Homers allowed:	3	-	at FGCU (Feb 18, 2022)
Wild pitches:	4	-	at FGCU (Feb 20, 2022)
Hit batters:	6	-	at FGCU (Feb 20, 2022)

2022 Cincinnati Baseball
Season Game Highs for Cincinnati (as of Mar 08, 2022)
(All games)

INDIVIDUAL GAME HIGHS

Batting

At bats:	7	- Hansen, Jake at FGCU (Feb 19, 2022)
Runs scored:	4	- Komistek, Paul at FGCU (Feb 19, 2022)
	4	- Sponseller, JP vs Northwestern (Mar 05, 2022)
Hits:	5	- Komistek, Paul at FGCU (Feb 19, 2022)
RBIs:	7	- Sponseller, JP vs Northwestern (Mar 05, 2022)
Doubles:	2	- Merrit, Griffin vs Northwestern (Mar 04, 2022)
	2	- Merrit, Griffin vs Northwestern (Mar 04, 2022)
Triples:	1	- Merrit, Griffin at FGCU (Feb 18, 2022)
Home runs:	3	- Sponseller, JP vs Northwestern (Mar 05, 2022)
Total bases:	12	- Sponseller, JP vs Northwestern (Mar 05, 2022)
Walks:	3	- Sponseller, JP at North Alabama (Feb 25, 2022)
	3	- Komistek, Paul vs Northwestern (Mar 05, 2022)
Strikeouts:	4	- Harting, Cole at North Alabama (Feb 25, 2022)
Sac hits:	1	- (4 times)
Sac flies:	1	- Powell, Joe at FGCU (Feb 18, 2022)
	1	- Smith, Boston at FGCU (Feb 20, 2022)
	1	- Harting, Cole vs Northwestern (Mar 05, 2022)
Stolen bases:	1	- (11 times)
Hit by pitch:	1	- Hansen, Jake at North Alabama (Feb 25, 2022)
	1	- Scheler, Cam vs Northwestern (Mar 04, 2022)
	1	- Sponseller, JP vs Northwestern (Mar 04, 2022)
Caught stealing:	1	- (6 times)
Runners LOB:	5	- Nicholson, Ryan at FGCU (Feb 19, 2022)

Fielding

Putouts:	12	- Powell, Joe at North Alabama (Feb 25, 2022)
Assists:	3	- (12 times)
Errors:	2	- Smith, Boston at FGCU (Feb 20, 2022)
Passed balls:	2	- Smith, Boston at FGCU (Feb 19, 2022)
	2	- Scheler, Cam vs Northwestern (Mar 04, 2022)

Pitching

Innings pitched:	7.0	- Weaver, Tristan vs Northwestern (Mar 04, 2022)
Runs allowed:	7	- Shea, Alex at FGCU (Feb 19, 2022)
Earned runs:	5	- (5 times)
Walks allowed:	5	- Harker, Garrett at FGCU (Feb 19, 2022)
	5	- Shea, Alex at FGCU (Feb 19, 2022)
Strikeouts:	9	- Weaver, Tristan at North Alabama (Feb 25, 2022)
Hits allowed:	8	- Keathley, Beau at FGCU (Feb 20, 2022)
Doubles allowed:	4	- Weaver, Tristan at North Alabama (Feb 25, 2022)
	4	- Linn, Conner vs Northwestern (Mar 05, 2022)
Triples allowed:	1	- Vore, Ben at FGCU (Feb 19, 2022)
Homers allowed:	2	- Bergman, Max at Indiana (Mar 08, 2022)
Wild pitches:	2	- Bradbury, Aiden at FGCU (Feb 20, 2022)
	2	- Hopewell, Chase vs Northwestern (Mar 05, 2022)
Hit batters:	3	- Steckline, Ryan at FGCU (Feb 20, 2022)

2022 Cincinnati Baseball Batting Leaders for Cincinnati (as of Mar 08, 2022) (All games)

Hitting minimums - 1 Games 75% of Games 3.0 TPA/Game
Pitching minimums - 1 Games 1.0 IP/Game

Batting avg		Slugging pct		On base pct	
1. 32 Komistek, Paul	.381	1. 8 Merrit, Griffin	.860	1. 32 Komistek, Paul	.480
2. 8 Merrit, Griffin	.372	2. 25 Nicholson, Ryan	.690	2. 3 Sponseller, JP	.438
3. 25 Nicholson, Ryan	.357	3. 32 Komistek, Paul	.643	3. 25 Nicholson, Ryan	.426
4. 28 Cross, Kerrington	.310	4. 3 Sponseller, JP	.632	4. 8 Merrit, Griffin	.386
5. 3 Sponseller, JP	.289	5. 28 Cross, Kerrington	.333	5. 28 Cross, Kerrington	.356
Runs scored		Hits		Runs batted in	
1. 25 Nicholson, Ryan	12	1. 8 Merrit, Griffin	16	1. 8 Merrit, Griffin	12
2. 32 Komistek, Paul	11	32 Komistek, Paul	16	2. 3 Sponseller, JP	11
3. 3 Sponseller, JP	10	3. 25 Nicholson, Ryan	15	3. 25 Nicholson, Ryan	10
4. 8 Merrit, Griffin	9	4. 28 Cross, Kerrington	13	4. 32 Komistek, Paul	8
5. 2 tied at.....	7	5. 3 Sponseller, JP	11	5. 28 Cross, Kerrington	6
Doubles		Triples		Home runs	
1. 8 Merrit, Griffin	4	1. 8 Merrit, Griffin	1	1. 8 Merrit, Griffin	5
2. 5 tied at.....	2			2. 25 Nicholson, Ryan	4
				3 Sponseller, JP	4
				4. 32 Komistek, Paul	3
				5. 5 Scheler, Cam	2
Total bases		Walks		Hit by pitch	
1. 8 Merrit, Griffin	37	1. 3 Sponseller, JP	9	1. 9 Hansen, Jake	1
2. 25 Nicholson, Ryan	29	2. 32 Komistek, Paul	8	3 Sponseller, JP	1
3. 32 Komistek, Paul	27	3. 10 Harting, Cole	5	5 Scheler, Cam	1
4. 3 Sponseller, JP	24	15 Powell, Joe	5		
5. 28 Cross, Kerrington	14	25 Nicholson, Ryan	5		
Sac bunts		Sac flies		Stolen bases	
1. 16 Bremner, Dondrae	1	1. 10 Harting, Cole	1	1. 25 Nicholson, Ryan	3
26 Palmieri, Max	1	15 Powell, Joe	1	2. 28 Cross, Kerrington	2
38 Hegemann, Josh	1	21 Smith, Boston	1	3. 6 tied at.....	1
28 Cross, Kerrington	1				
Caught stealing		Steal attempts		Stolen base pct	
1. 28 Cross, Kerrington	3	1. 28 Cross, Kerrington	5	1. 8 Merrit, Griffin	1.000
2. 10 Harting, Cole	2	2. 10 Harting, Cole	3	32 Komistek, Paul	1.000
3. 16 Bremner, Dondrae	1	25 Nicholson, Ryan	3	25 Nicholson, Ryan	1.000
		4. 6 tied at.....	1	4. 28 Cross, Kerrington	.400
				5. 10 Harting, Cole	.333
Strikeouts		Grounded into DP		Total plate appearances	
1. 10 Harting, Cole	17	1. 8 Merrit, Griffin	2	1. 10 Harting, Cole	51
2. 28 Cross, Kerrington	15			2. 32 Komistek, Paul	50
3. 8 Merrit, Griffin	12			3. 3 Sponseller, JP	48
4. 14 Stapp, Wyatt	9			4. 25 Nicholson, Ryan	47
3 Sponseller, JP	9			5. 28 Cross, Kerrington	46
At bats		Games played		Game starts	
1. 10 Harting, Cole	45	1. 6 tied at.....	11	1. 32 Komistek, Paul	11
2. 8 Merrit, Griffin	43			10 Harting, Cole	11
3. 28 Cross, Kerrington	42			28 Cross, Kerrington	11
32 Komistek, Paul	42			25 Nicholson, Ryan	11
25 Nicholson, Ryan	42			8 Merrit, Griffin	11
Games as sub					
1. 38 Hegemann, Josh	5				
2. 31 Guidry, Kameron	3				
3. 4 tied at.....	2				

2022 STATISTICS

2022 Cincinnati Baseball Pitching Leaders for Cincinnati (as of Mar 08, 2022) (All games)

Hitting minimums - 1 Games 75% of Games 3.0 TPA/Game
Pitching minimums - 1 Games 1.0 IP/Game

Earned run avg		Opposing bat avg		Won-loss pct	
1. 11 Weaver, Tristan	4.41	1. 11 Weaver, Tristan	.242	1. 11 Weaver, Tristan	.667
2. 18 Bergman, Max	5.84	2. 18 Bergman, Max	.333	2. 18 Bergman, Max	.000
Wins		Losses		Saves	
1. 11 Weaver, Tristan	2	1. 77 Shea, Alex	2	1. 43 Segal, Zach	1
2. 20 Murphy, Jackson	1	2. 18 Bergman, Max	1		
2 Keathley, Beau	1	41 Bradbury, Aiden	1		
6 Steckline, Ryan	1	11 Weaver, Tristan	1		
42 Linn, Conner	1				
Innings pitched		Batters struck out		Appearances	
1. 11 Weaver, Tristan	16.1	1. 11 Weaver, Tristan	19	1. 6 Steckline, Ryan	4
2. 18 Bergman, Max	12.1	2. 18 Bergman, Max	13	18 Bergman, Max	4
		2 Keathley, Beau	13	2 Keathley, Beau	4
		4. 6 Steckline, Ryan	9	4. 7 tied at.....	3
		5. 43 Segal, Zach	8		
Games started		Games finished		Games in relief	
1. 77 Shea, Alex	3	1. 6 Steckline, Ryan	4	1. 2 Keathley, Beau	4
11 Weaver, Tristan	3	2. 20 Murphy, Jackson	2	6 Steckline, Ryan	4
3. 35 Harker, Garrett	2	3. 4 tied at.....	1	18 Bergman, Max	4
4. 3 tied at.....	1			4. 4 tied at.....	3
Wild pitches		Balks		Hit batters	
1. 77 Shea, Alex	2	1. 35 Harker, Garrett	1	1. 2 Keathley, Beau	4
33 Hopewell, Chase	2			2. 6 Steckline, Ryan	3
0 Kemp, Evan	2			77 Shea, Alex	3
41 Bradbury, Aiden	2			4. 41 Bradbury, Aiden	2
5. 6 tied at.....	1			5. 6 tied at.....	1
Intentional BB allowed		Runners picked off		Batters SO out looking	
		1. 35 Harker, Garrett	1	1. 35 Harker, Garrett	3
				6 Steckline, Ryan	3
				11 Weaver, Tristan	3
				2 Keathley, Beau	3
				5. 23 Vore, Ben	2
Sac bunts allowed		Sac flies allowed		Hits allowed	
1. 77 Shea, Alex	2	1. 11 Weaver, Tristan	1	1. 11 Weaver, Tristan	15
11 Weaver, Tristan	2	77 Shea, Alex	1	2. 18 Bergman, Max	18
3. 42 Linn, Conner	1	17 Murray, Nick	1		
0 Kemp, Evan	1				
Runs allowed		Earned runs allowed		Walks allowed	
1. 18 Bergman, Max	8	1. 11 Weaver, Tristan	8	1. 18 Bergman, Max	4
11 Weaver, Tristan	8	18 Bergman, Max	8	2. 11 Weaver, Tristan	6
Doubles allowed		Triples allowed		Home runs allowed	
1. 18 Bergman, Max	5	1. 11 Weaver, Tristan	0	1. 11 Weaver, Tristan	1
2. 11 Weaver, Tristan	7	18 Bergman, Max	0	2. 18 Bergman, Max	2

**2022 Cincinnati Baseball
Fielding Leaders for Cincinnati (as of Mar 08, 2022)
(All games)**

Hitting minimums - 1 Games 75% of Games
Pitching minimums - 1 Games 1.0 IP/Game

Fielding pct		Chances		Putouts	
1. 25 Nicholson, Ryan	1.000	1. 25 Nicholson, Ryan	71	1. 25 Nicholson, Ryan	66
15 Powell, Joe	1.000	2. 15 Powell, Joe	61	2. 15 Powell, Joe	59
10 Harting, Cole	1.000	3. 28 Cross, Kerrington	42	3. 10 Harting, Cole	31
8 Merrit, Griffin	1.000	4. 10 Harting, Cole	31	4. 5 Scheler, Cam	21
5. 32 Komistek, Paul	.952	5. 2 tied at.....	22	5. 21 Smith, Boston	20
Assists		Errors		Fielding double plays	
1. 28 Cross, Kerrington	24	1. 28 Cross, Kerrington	3	1. 9 Hansen, Jake	5
2. 9 Hansen, Jake	11	2. 21 Smith, Boston	2	25 Nicholson, Ryan	5
3. 14 Stapp, Wyatt	9	9 Hansen, Jake	2	3. 28 Cross, Kerrington	2
16 Bremner, Dondrae	9	4. 4 tied at.....	1	4. 3 tied at.....	1
5. 26 Palmieri, Max	6				
Stolen bases against		Caught stealing by		Steal attempts against	
1. 5 Scheler, Cam	4	1. 15 Powell, Joe	2	1. 15 Powell, Joe	6
15 Powell, Joe	4	2. 23 Vore, Ben	1	2. 5 Scheler, Cam	4
3. 18 Bergman, Max	2	18 Bergman, Max	1	3. 18 Bergman, Max	3
21 Smith, Boston	2	20 Murphy, Jackson	1	20 Murphy, Jackson	3
20 Murphy, Jackson	2			5. 2 tied at.....	2
Passed balls		Catchers interference			
1. 5 Scheler, Cam	2				
21 Smith, Boston	2				

NCAA Statistics

Cincinnati - 2021-22 Baseball Ranking Summary thru games 03/08/2022

Statistic	National Rank	Conference Rank	Value	National Leader	Value	Conference Leader	Value
Base on Balls (293 ranked)	170	7	44	Texas Tech	94	Tulane	66
Batting Average (293 ranked)	91	3	0.283	Wake Forest	0.362	Memphis	0.293
Double Plays (292 ranked)	190	8	5	New Mexico	17	UCF	12
Double Plays Per Game (293 ranked)	215	8	0.45	New Mexico	1.42	UCF	1.00
Doubles (293 ranked)	161	5	18	Austin Peay James Madison Tennessee	38 38 38	Tulane	34
Doubles Per Game (293 ranked)	165	5	1.64	Tennessee	3.45	Tulane	2.83
Earned Run Average (293 ranked)	231	8	7.02	Notre Dame	1.41	UCF	2.20
Fielding Percentage (293 ranked)	111	6	0.970	Tennessee	0.992	UCF	0.987
Hit Batters (293 ranked)	48	2	18	Seton Hall St. John's (NY)	30 30	Wichita St.	21
Hit by Pitch (292 ranked)	286	8	3	FGCU	37	South Fla.	21
Hits (293 ranked)	104	2	108	Fla. Atlantic NC State Saint Mary's (CA)	162 162 162	South Fla.	111
Hits Allowed Per Nine Innings (293 ranked)	175	8	9.79	Tennessee	5.06	UCF	6.10
Home Runs (289 ranked)	15	1	20	Tennessee	30	Cincinnati	20
Home Runs Per Game (293 ranked)	12	1	1.82	Tennessee	2.73	Cincinnati	1.82
On Base Percentage (293 ranked)	162	6	0.360	Tennessee	0.481	Tulane	0.396
Runs (292 ranked)	95	3	77	Virginia	145	Tulane	103
Sacrifice Bunts (230 ranked)	100	5	4	The Citadel	17	East Carolina	11
Sacrifice Flies (257 ranked)	168	7	3	Auburn	13	East Carolina Tulane	7 7
Scoring (293 ranked)	84	4	7.0	Tennessee	12.8	Tulane	8.6
Shutouts (41 ranked)				6 teams tied	4	UCF	3
Slugging Percentage (293 ranked)	39	1	0.493	Tennessee	0.721	Cincinnati	0.493
Stolen Bases (286 ranked)	146	4	11	Texas Southern	56	UCF	24
Stolen Bases Per Game (291 ranked)	140	3	1.00	Texas Southern	4.31	UCF	2.00
Strikeout-to-Walk Ratio (293 ranked)	239	8	1.41	Southern Miss.	6.30	South Fla.	3.22
Strikeouts Per Nine Innings (293 ranked)	132	5	9.2	Florida St.	13.1	East Carolina	11.5
Triple Plays (1 ranked)				Lafayette	1		
Triples (189 ranked)	189	6	1	Saint Mary's (CA)	12	Houston UCF	4 4
Triples Per Game (251 ranked)	211	7	0.09	Coppin St.	1.00	Houston UCF	0.33 0.33
WHIP (293 ranked)	234	8	1.81	Tennessee	0.85	UCF	1.06
WL Pct (283 ranked)	126	6	0.545	4 teams tied	1.000	Tulane	0.833
Walks Allowed Per Nine Innings (293 ranked)	269	8	6.53	Southern Miss.	1.62	South Fla.	3.09