



TEXAS TECH BASEBALL

CWS (2014, 2016, 2018, 2019) | BIG 12 TITLES (1997, 1998, 2016, 2017, 2018)

SCHEDULE / RESULTS

Overall: 22-5 | Big 12: 2-1 | H: 15-1 | A: 5-1 | N: 2-3

FEBRUARY

Fri. 18	vs. Michigan*	FloBaseball	W, 7-6
Sat. 19	vs. Auburn*	FloBaseball	L, 2-1
Sun. 20	vs. Arizona*	FloBaseball	L, 13-2
Tue. 22	Dallas Baptist	ESPN+	W, 8-4
Sat. 26	Kent State	ESPN+	W, 10-7
Sun. 27	Kent State - DH1	ESPN+	W, 8-1
Sun. 27	Kent State - DH2	ESPN+	W, 7-5

MARCH

Tue. 1	at Dallas Baptist	Bally SW	W, 4-3 (10)
Fri. 4	Merrimack	ESPN+	W, 17-1
Sat. 5	Merrimack - DH1	ESPN+	W, 21-5
Sat. 5	Merrimack - DH2	ESPN+	W, 20-2
Sun. 6	Merrimack	ESPN+	W, 12-4
Tue. 8	vs. Mississippi State	SECN+	L, 11-5
Wed. 9	vs. Mississippi State	SECN+	W, 7-2
Fri. 11	at Rice	C-USA.tv	W, 10-1
Sat. 12	at Rice	C-USA.tv	W, 3-2
Sun. 13	at Rice	C-USA.tv	W, 7-4
Tue. 15	New Mexico	ESPN+	W, 28-2
Wed. 16	New Mexico	ESPN+	W, 11-5
Fri. 18	at Iowa	BIG10+	canceled
Sat. 19	at Iowa	BIG10+	W, 11-3
Sun. 20	at Iowa	BIG10+	L, 6-3
Tue. 22	Cal Baptist	ESPN+	W, 6-3
Fri. 25	Texas (Big 12)	ESPN+	W, 5-4 (10)
Sat. 26	Texas (Big 12)	ESPN+	W, 16-12 (10)
Sun. 27	Texas (Big 12)	ESPN+	L, 12-1 (7)
Tue. 29	Stephen F. Austin	ESPN+	W, 19-1
Wed. 30	Stephen F. Austin	ESPN+	W, 13-5

APRIL

Fri. 1	at Kansas (Big 12)	ESPN+	6 p.m.
Sat. 2	at Kansas (Big 12)	ESPN+	1 p.m.
Sun. 3	at Kansas (Big 12)	ESPN+	1 p.m.
Tue. 5	at Grand Canyon	ESPN+	8 p.m.
Wed. 6	at Grand Canyon	ESPN+	4 p.m.
Fri. 8	Kansas State (Big 12)	ESPN+	6:30 p.m.
Sat. 9	Kansas State (Big 12)	ESPN+	2 p.m.
Sun. 10	Kansas State (Big 12)	ESPN+	1 p.m.
Tue. 12	vs. Oklahoma#	--	6 p.m.
Thu. 14	at TCU (Big 12)	ESPN+	6 p.m.
Fri. 15	at TCU (Big 12)	ESPN+	6 p.m.
Sat. 16	at TCU (Big 12)	ESPN+	2 p.m.
Mon. 18	at New Mexico	--	6:30 p.m.
Tue. 19	at New Mexico	--	1 p.m.
Fri. 22	West Virginia (Big 12)	ESPN+	6:30 p.m.
Sat. 23	West Virginia (Big 12)	ESPN+	2 p.m.
Sun. 24	West Virginia (Big 12)	ESPN+	1 p.m.
Tue. 26	Abilene Christian	ESPN+	6:30 p.m.
Fri. 29	at Baylor (Big 12)	ESPN+	6:30 p.m.
Sat. 30	at Baylor (Big 12)	ESPN+	2 p.m.

MAY

Sun. 1	at Baylor (Big 12)	ESPN+	1 p.m.
Tue. 3	at Abilene Christian	--	TBA
Fri. 13	at Oklahoma State (Big 12)	ESPN+	TBA
Sat. 14	at Oklahoma State (Big 12)	ESPN+	TBA
Sun. 15	at Oklahoma State (Big 12)	ESPN+	TBA
Thu. 19	Oklahoma (Big 12)	ESPN+	6:30 p.m.
Fri. 20	Oklahoma (Big 12)	ESPN+	6:30 p.m.
Sat. 21	Oklahoma (Big 12)	ESPN+	2 p.m.

Wednesday-Sunday, May 25-29
Phillips 66 Big 12 Championship (Arlington, Texas/Globe Life Field)

Friday-Monday, June 3-6
NCAA Regionals (Campus Sites)

Friday-Monday, June 10-13
NCAA Super Regionals (Campus Sites)

Friday-Monday, June 17-27
NCAA College World Series (Omaha, Neb./Charles Schwab Field)

All times central, subject to change

* Big 12 game / ^ College Baseball Showdown / # HODGETOWN (Amarillo, TX)

COACHING STAFF

6	Tim Tadlock	Head Coach (10th Season)
19	J-Bob Thomas	Asst. Coach/3rd Base (10th Season)
50	Matt Gardner	Asst. Coach (9th Season)
12	Eric Gutierrez	V. Asst. Coach/1st Base (4th Season)
	Joe Hughes	Director of Operations (10th Season)
	Ray Hayward	Special Assistant (10th Season)
	Bryan Simpson	Athletic Trainer
	Tory Stephens	Strength & Conditioning
	Shishir Bhakta	Equipment Manager
	Lyndee Kiesling	Dir. of Player Development/Support Services

Texas Tech Game Notes / Games 28-30

Dates	Time (CT)	TV	PxP	Analyst	Radio	PxP	Analyst
April 1	6 p.m.	Big 12 Now on ESPN+	Josh Klingler	Kevin Wheeler	TTU Sports Network	Geoff Haxton	Jamie Lent
April 2	1 p.m.	Big 12 Now on ESPN+	Josh Klingler	Kevin Wheeler	TTU Sports Network	Geoff Haxton	Jamie Lent
April 3	1 p.m.	Big 12 Now on ESPN+	Josh Klingler	Kevin Wheeler	TTU Sports Network	Geoff Haxton	Jamie Lent



TEXAS TECH RED RAIDERS

Head Coach _____ Tim Tadlock

Record _____ 22-5 Overall • 2-1 Big 12

Home/Away/Neutral _____ 15-1 / 5-1 / 2-3

Rankings: _____ D1: 7 • BA: 7 • NCBWA: 6

_____ CB: 6 • Coaches: 6 • PG: 4

Team Leaders

B Avg. (min. 80 AB) _____ Jace Jung (.384)

RBI _____ Parker Kelly (31)

ERA (min. 25.0 IP) _____ Brandon Birdsell (2.70)



KANSAS JAYHAWKS

Head Coach _____ Ritch Price

Record _____ 9-14 Overall • 0-3 Big 12

Home/Away/Neutral _____ 1-1 / 4-9 / 4-4

Rankings: _____ D1: NR • BA: NR • NCBWA: NR

_____ CB: NR • Coaches: NR • PG: NR

Team Leaders

B Avg. (min. 80 AB) _____ Maui Ahuna (.437)

RBI _____ Maui Ahuna (27)

ERA (min. 25.0 IP) _____ Ryan Vanderhei (.481)

Date

Friday, April 1

Saturday, April 2

Sunday, April 3

Texas Tech Projected Starters

RHP Andrew Morris (4.13 ERA, 2-0)

RHP Brandon Birdsell (2.70 ERA, 3-1)

LHP Mason Molina (3.28 ERA, 1-3)

Kansas Projected Starters

LHP Daniel Hegarty (7.23 ERA, 2-2)

RHP Cole Larsen (5.15 ERA, 0-4)

RHP Ryan Vanderhei (.481 ERA, 3-2)

Projected Texas Tech Lineup (based on prev. game)

Pos.	#	Name	CL	B/T	Ht./Wt.	Avg.	R	H	2B	HR	RBI	BB	Notes
LF	19	Easton Murrell	Sr.	L/R	6-0/210	.410	16	16	3	4	8	9	3 lead-off HRs in last 8 gms
1B	18	Cole Stilwell	Jr.	R/R	6-1/215	.294	31	32	5	2	20	18	.390 batting avg. in last 10 gms
2B	2	Jace Jung	So.	L/R	6-0/205	.384	34	38	11	6	29	27	Top 10 in NCAA in walks
DH	10	Ty Coleman	Jr.	R/R	5-8/190	.350	16	28	7	6	28	5	Hits in 17 of last 18 gms
SS	8	Kurt Wilson	Sr.	R/R	6-2/210	.303	29	30	4	5	29	19	Three HRs in last four gms
RF	25	Owen Washburn	Fr.	L/R	6-0/205	.347	24	33	5	2	23	20	Tied w/ Kelly - each w/ 8 multi-RBI gms
C	5	Hudson White	Fr.	R/R	5-11/195	.222	21	20	5	2	16	16	Batting .343 in last 10 gms
3B	15	Parker Kelly	Sr.	R/R	6-3/220	.322	24	29	5	7	31	14	Leads team w/ 9 multi-RBI gms
CF	41	Sam Hunt	RFr.	L/L	6-0/185	.385	4	5	2	0	7	0	Made 1st 2 career starts vs SFA/batted .500

Headlines in 1-2-3

* The Red Raiders' six-game homestand wrapped up last Wednesday going a combined 5-1 against Cal Baptist, No. 2 Texas and Stephen F. Austin, and a five-game road trip is on the way, starting with a trip to Kansas as Big 12 play resumes on Friday for the first of three games over the weekend. The road swing continues next Tuesday and Wednesday in Phoenix, Ariz. for a pair of games at Grand Canyon before Tech returns back to Lubbock for its next home game, Friday, April 8 against Kansas State.

* The Red Raiders' series win against Texas last weekend made a splash with voters in the national polls. Already ranked a consensus Top 25 team entering the series against UT, Tech jumped into the Top 10 of all six major ranking systems. Tech's highest ranking is No. 4 (Perfect Game) and its' lowest is No. 7 (D1Baseball & Baseball America). Tech's biggest jump came in the Baseball America poll, skyrocketing from No. 23 to No. 7.

DATE _____ D1 _____ BA _____ NCBWA _____ CB _____ USA _____ PG _____

Mar. 21 _____ 16 _____ 23 _____ 11 _____ 16 _____ 11 _____ 11 _____

Mar. 28 _____ 7 _____ 7 _____ 6 _____ 6 _____ 6 _____ 4 _____



* Texas Tech junior-transfer Andrew Morris was named the Big 12 Newcomer of the Week, the league announced on Monday. It was Morris' first career weekly award from the Big 12. The right-handed pitcher threw six innings in Texas Tech's Friday night, extra-inning victory over Texas. He allowed one run in the start, surrendering a leadoff home run to the game's first batter. The Colorado Mesa transfer settled down to strike out seven and keep the Longhorns off the board for the remainder of his outing to put the team in a position to win the first of two games in the series. He will start Friday versus Kansas.

Big 12 Standings (last updated AM of Thu. 3/30)

SCHOOL	BIG 12	C-PCT.	HOME	AWAY	N.	STK.	OVR.	PCT.	HOME	AWAY	N.	STK.
#6 Oklahoma State	3-0	1.000	3-0	0-0	0-0	W3	18-7	.720	11-3	5-1	2-3	L1
#12 TCU	5-1	.833	3-0	2-1	0-0	W3	18-7	.720	9-2	4-4	5-1	L2
#7 Texas Tech	2-1	.667	2-1	0-0	0-0	L1	22-5	.815	15-1	5-1	2-3	W2
Oklahoma	2-1	.667	2-1	0-0	0-0	L1	15-8	.652	10-3	0-0	5-5	W1
Baylor	2-4	.333	1-2	1-2	0-0	W1	13-11	.542	8-7	3-3	2-1	W2
#8 Texas	1-2	.333	0-0	1-2	0-0	W1	19-8	.704	10-2	7-5	2-1	L1
West Virginia	0-0	.000	0-0	0-0	0-0		14-9	.609	6-1	5-6	3-2	L1
Kansas State	0-3	.000	0-0	0-3	0-0	L3	13-11	.542	9-1	4-7	0-3	W2
Kansas	0-3	.000	0-0	0-3	0-0	L3	8-14	.364	0-1	4-10	4-3	L5



Media Information

The Texas Tech Athletics Communications office is here to serve the media throughout the 2022 Red Raider Baseball season. Media members in need of assistance can contact Matt Burkholder in the Athletics Communications office at matt.burkholder@ttu.edu.

MEDIA CREDENTIALS

Media members covering the Texas Tech baseball program at Dan Law Field at Rip Griffin Park during the 2022 season must be issued a working credential from the Texas Tech Athletics Communications office. All requests for media credentials must be made via e-mail to Matt Burkholder.

VIDEO HIGHLIGHTS/NEWS CONFERENCES

Video from news conferences and games will be available to the media via FTP. Broadcast quality video footage (game highlights, post-practice interviews, post-game interviews, etc) are available at www.ttumedia.com. Please contact the athletics communications office for login instructions.

POSTGAME INTERVIEWS

Texas Tech players and head coach Tim Tadlock will be available to the media following a brief cooling down period. All Texas Tech Athletics postgame interviews are to be conducted inside the club level suite deck on the first base side of Rip Griffin Park.

PRESS BOX SERVICES

A complete NCAA box score and pertinent game facts will be distributed to members of the working media following the conclusion of the game. Game notes, statistics, lineups, and rosters are provided prior to first pitch.

FOLLOW THE RED RAIDERS

Texas Tech fans can follow the Red Raiders all season on Twitter (@TTU_Baseball) as well as Facebook, Instagram, and the official website of Texas Tech Athletics, www.TexasTech.com. All Red Raider home games not picked up for national television will be streamed on Big 12 Now on ESPN+.

PRACTICES

Please contact Matt Burkholder if you would like to attend practice. Practices normally begin around 2:30 p.m. and end around 5 p.m. during the week. All field-level areas are closed to the media.

USE OF AUDIO/VIDEO

Any media entity collecting any sort of "video or audio materials" (film, traditional video or audio, digital video or audio, photos, etc.) from Texas Tech University Athletics game events or press conference/media events may use that material only for traditional television newscasts, Web-based or print coverage, or other electronic transmission as approved by the University in writing, with a limitation of up to three (3) minutes in length from any single event. Such media entity may not offer any live video, audio or other coverage of the event without the advance, written permission of Texas Tech University Athletics.

This policy includes all games, matches and events involving any of Texas Tech's athletic programs. It includes all media events -- press conferences, pre/post-practice interviews and pre/post-game interviews. An exception would be a one-on-one interview arranged through the Texas Tech Athletics Communications office with a Texas Tech, coach, athlete or administrator.

Notes

SCOUTING - KANSAS

- Kansas last hosted Texas Tech in 2018, a series Tech won two games to one.
- Kansas will host just its third game of the 2022 season on Friday. Its 2022 home opener was March 2 (L, 13-2 to Missouri State) while the second game was this past Wednesday versus Wichita State (W, 14-2).
- Kansas is 9-14 in 2022 and 0-3 in Big 12 play as they opened conference action last weekend at Oklahoma State (L, 4-2/L, 4-3/L, 7-2).
- In the Big 12 preseason poll, Kansas was picked to finish ninth, and did not have a player named to the preseason all-conference team.
- Its skipper, Ritch Price started his 20th season as the head coach of Kansas baseball in 2022.
- Price has led the program to three NCAA Tournament appearances ('06, '09, '14)
- Tech has won six consecutive series against the Jayhawks since 2015.
- Tech leads the all-time series 48-27, including an 18-15 mark all-time in Lawrence.
- The series dates back to 1981 when the teams first met in Edinburg, Texas. The 1981 series was the only prior matchup until the formation of the Big 12.
- Friday's meeting will be the 76th all-time between the two programs.
- Since the Big 12 was formed, Tech is 46-26 all-time against Kansas.
- Tech is 13-2 in its last 15 games against Kansas.

TEXAS TECH - KANSAS ALL-TIME MEETINGS (Since '13)	
4/19/13 Lubbock	L, 3-4
4/20/13 Lubbock	L, 1-6
4/21/13 Lubbock	W, 16-5
5/02/14 Lawrence	L, 3-11
5/03/14 Lawrence	L, 4-6
5/04/14 Lawrence	L, 1-4
3/27/15 Lubbock	L, 4-7
3/28/15 Lubbock	W, 9-3
3/29/15 Lubbock	W, 3-2
5/06/16 Lawrence	W, 10-3
5/07/16 Lawrence	W, 9-2
5/08/16 Lawrence	W, 6-3
5/18/17 Lubbock	W, 10-6
5/19/17 Lubbock	W, 16-4
5/20/17 Lubbock	W, 9-4
4/06/18 Lawrence	W, 15-6
4/07/18 Lawrence	W, 10-0
4/08/18 Lawrence	L, 3-17 (7)
4/05/19 Lubbock	W, 19-4
4/06/19 Lubbock	W, 19-4
4/07/19 Lubbock	L, 9-13
5/24/19 OKC, Okla.	W, 7-5
5/20/22 Lubbock	L, 4-7
5/21/22 Lubbock	W, 13-4
5/22/22 Lubbock	W, 5-0

WALK-OFF STEAL, NO, THAT'S NOT A TYPO

Bottom of the 10th, tied 4-4 between then-No. 16 Texas Tech and then-No. 2 Texas at Rip Griffin Park in front of a sold-out crowd on Friday, March 25 and the Red Raiders were down to their last out of the frame with runners on second and third base. That was the moment senior Kurt Wilson took matters into his own hands, stealing home to give Texas Tech the 5-4 extra-innings win in the most unlikely of ways to kick off its three-game series vs. Texas.

The rare occurrence last happened:

- In the NCAA: Tom Flacco of Towson (April 20, 2019 vs. Delaware)
- In the Power 5: Corey Ray of Louisville (April 19, 2015 vs. Wake Forest)
- In the MLB: Marquis Grissom of Cleveland (Oct. 11, 1997 vs. Baltimore in the ALCS)

THIS-N-THAT ABOUT TEXAS TECH

- Texas Tech is 22-5, and has won 21 of its last 24 games.
- The Red Raiders are 15-1 in home games this season. The loss to Texas last time out was the first regular season home loss since May 20, 2021 (7-4, KU).
- Tech has won 42 consecutive nonconference home games, last home non-con loss was UTRGV, 6-3, on 4/30/19.
- Tech is 15-2 this season when scoring first.
- Tech is 19-2 this season against unranked opponents. Its two losses are to Auburn (L, 2-1) in game No. 2 of the season during the State Farm Collegiate Showdown in Arlington, Texas, and at Iowa (L, 6-3).
- Tech has scored more than six runs in 19 of 27 games this season. TTU is 19-0 in those games.
- Tech has scored in double-digits 12 times out of 27 games.
- Tech has hit five grand slams, out of its total 30 home runs.
- Texas Tech is 18-2 this season when having at least one home run.
- Tech has scored in the first inning 13 times this season. TTU is 13-0 in those games.
- Texas Tech owns three wins this season when trailing after the seventh inning.
- Texas Tech scored five or more runs in the first inning for the first time since Feb. 15, 2020, vs. Northern Colorado when it scored seven in the first inning against #2 Texas on March 26.
- Parker Kelly is the first Red Raider to own three grand slams in the same season since Cameron Blair achieved the feat in both 2004 and 2005. Kelly's grand slams were achieved in a five-day span - two in the same game vs. Merrimack on March 5 at home, and again vs. No. 23 Mississippi State on March 9 in a neutral site game in Biloxi.
- Brandon Birdsell's 15 strikeouts against Rice on March 12 were the most by a Red Raider since Bobby Doran's 16 versus Missouri on May 1, 2010.
- Against SFA on March 29, Texas Tech had double-digit doubles (10) in a game for the first time since registering 12 against Kansas on April 25, 2010.

TEXAS TECH RECEIVES BIG 12 WEEKLY AWARD FOUR OF LAST FIVE WEEKS

- Andrew Morris (Newcomer of the Week, March 28): Threw six innings in Texas Tech's March 25, extra-inning victory over Texas. He allowed one run in the start, surrendering a leadoff home run to the game's first batter. The Colorado Mesa transfer settled down to strike out seven and keep the Longhorns off the board for the remainder of his outing.
- Brandon Birdsell (Pitcher of the Week, March 14): Tossed a career game on Saturday at Rice, striking out 15 batters in a six-inning no-hitter. His final line was 6.0 IP, 0 H, 0 ER, 15 K & 0 BB. Birdsell was also the first Red Raider to carry a no-hitter through 6.0 innings since Mason Montgomery (6.0 IP) at Texas on March 17, 2019.

- Parker Kelly (Player of the Week, March 7): In five games, Kelly hit .421 with 13 RBI and three home runs, and one double. The week included a massive Saturday contest that featured the senior mash all three home runs in one game, including two for Grand Slams, that added up to nine RBI - tying a Texas Tech program record for a single game.

- Owen Washburn (Newcomer of the Week, March 7): Recorded his first two career home runs collecting the two in back-to-back games. He owned a .421 batting average over five games, and also collected a double in addition to the two home runs, and racked up eight RBI.

- Ty Coleman (Player of the Week/Newcomer of the Week, Feb. 28): In four games, Coleman hit .471 with 11 RBI and two doubles and two home runs. He had four RBI in two different games, had a 1.441 OPS, scored six runs, and four of his eight hits went for extra bases.

Notes

HE'S A MONSTER

Let's talk about Jace Jung's two-game performance last time out in the series against Stephen F. Austin. He went 6-for-9 (.667) from the plate and drew two walks for a .727 on-base percentage. He scored seven times, hit a home run, tallied four doubles and six RBIs. He boosted his season batting average from .356 to .384 in the series. The Tuesday matchup was when the record book was rewritten as he went 5-for-6 from the plate with three doubles and a HR.

Jung...

- set a single-game career-high for hits (5) vs. SFA. His previous high was three, on 10 previous occasions.
- had his first five-RBI game since 4-11-21 vs. TCU. He's done it three times total.
- was the first Red Raider to have five hits in a game since Cal Conley and Dylan Neuse each had five in a game against Northern Colorado on Feb. 15, 2020.
- was the first Red Raider to score five runs in a game since Michael Davis did vs. K-State on April 14, 2020.
- was the first Red Raider to have three doubles in a game since Brian Kelly vs. UNLV on March 4, 2020.
- was the first Red Raider to have four multi-base hits in a game (3 2B, 1 HR) since Roger Kieschnick (2 2B, 1 3B, 1 HR) vs. Army on Feb. 24, 2008.

IT'S A MOVIE SCRIPT COMEBACK

Fifth-year senior Cody Masters became ill with a non-COVID-related illness prior to the 2022 season starting that sidelined his participation over Tech's first 23 games. While gaining weight back and getting back into playing shape, he started traveling again with the team during the season's first extended road trip to Biloxi and Houston for games against Mississippi State and Rice. In the 24th game, in a critical situation with the bases loaded and a 12-12 tie game between Texas Tech and Texas in the 10th inning, he pinch-hit for his first action of the year. He fell short of being the hero, grounding into a fielder choice - the game was won on the next at-bat by Kurt Wilson. He struck out in his second at-bat vs. SFA on March 29 but in the second game vs. SFA, and his third at-bat of the season, his first hit came on his third try, which was a grand slam. It was his second career GS, dating back to May 14, 2021, against OU.

THE BIG KURT, SUPERMAN, YOU NAME IT

Kurt Wilson has had quite a week. Over the last five games, it started with his steal of home in the 10th inning to walk it off against Texas - the video of the steal on Texas Tech baseball Twitter alone has accumulated over 3.7 million views and counting (*as of March 31*). The very next night, Wilson won the game again in extras, ripping a grand slam over the right field fence to lift the Red Raiders over Texas to clinch the series - it was the first game-winning home run since Cal Conley hit a solo home run against TCU on April 11, 2021.

THE GOOD AND THE BAD

While Texas Tech enjoyed its second-straight series win over Texas last weekend. The Sunday finale ended earlier than planned as the Red Raiders were run-ruled by the Longhorns, 12-1, in seven innings. UT exploded for seven runs in the top of the seventh to help secure its first win of the series. It was the first time the Red Raiders had been run-ruled by an opponent since falling 12-2 (7) to TCU on May 23, 2018. It was the first time the Red Raiders had been run-ruled at home since the same Longhorn team won 17-1 (7) on April 24, 2016.

HOT START

Easton Murrell is enjoying a great start to his new place in the lineup as the leadoff hitter. Struggling with an injury since the opening weekend series in Arlington, Murrell started the first two games of the season, Feb. 18-19, and did not see action again until March 4-5 versus Merrimack. He was shut down once again for a period of time and returned to the starting lineup on March 19 at Iowa. He has started in left field and in the leadoff spot since March 19, eight-straight games. In those eight starts, he is enjoying a .370 batting average with four home runs, three doubles, seven RBIs and four walks. He has also opened three games in that span, with a lead-off home run. In his first at-bat against Iowa, he hit a HR, and in two games versus Texas, he started the game with a solo HR.

SCORING IN BUNCHES

By Game: Texas Tech ranks No. 3 in the nation in runs scored with 262, sitting behind Tennessee (272) and Virginia (276), both who are Top 5 teams in the country. Tech owns 12 different games of double-digit scoring this season and on March 15 in a 28-2 win against New Mexico, scored at least 28 runs in a game for just the seventh time in program history. Tech has scored in double-digits in seven of the last 13 games, and in three of the last four games which include the then-No. 2 team in the country, Texas.

By Inning: Texas Tech set a single inning school record on March 15 against New Mexico by scoring 16 runs in the second inning. The previous record was 13, done so three times before - the last time being this season against Merrimack on March 5. Texas Tech has scored five runs or more 11 different times this season.

NO FREE PASSES

Starting right-handed pitcher Brandon Birdsell is on a tear since his 15 strikeout performance at Rice on March 12. He followed that performance with nine strikeouts at Iowa and last time out against Texas he fanned seven more batters. Over the last three starts, Birdsell owns a 31-to-2 strikeout to walk ratio.

WALK IT OUT

Texas Tech batters have registered 171 walks this season after 27 games, ranking No. 2 in NCAA DI baseball. Jace Jung leads the group drawing 27 walks alone, which ranks top 10 in the nation.

Scoring highs/game

28: New Mexico (3/15)
21: Merrimack (3/5)
20: Merrimack (3/5)
19: SFA (3/29)
17: Merrimack (3/4)
16: #2 Texas (3/26)
13: SFA (3/30)
12: Merrimack (3/6)
11: New Mexico (3/16)
11: at Iowa (3/19)
10: Kent State (2/26)
10: Rice (3/11)

Scoring highs/inning

16: New Mexico (3/15, 2nd)
13: Merrimack (3/5-G2, 5th)
9: Merrimack (3/5-G1, 6th)
7: Merrimack (3/6, 5th)
7: New Mexico (3/16, 8th)
7: #2 Texas (3/26, 1st)
6: SFA (3/29, 4th)
5: Merrimack (3/4, 2nd)
5: Merrimack (3/5-G1, 8th)
5: #23 Miss. St. (3/9, 2nd)
5: SFA (3/30, 8th)

Single Game Career Highs Watch

Name	STRIKEOUTS	Date (Opp.)
Brandon Birdsell	15	3-12-22 (@Rice)
Andrew Morris	10	2-26-22 (Kent State)
Mason Molina	9	3-21-22 (at Iowa)
Chase Hampton	7	4x, last 3-22-22 (California Baptist)
Austin Becker	5	2x, last 3-6-22 (Merrimack)
Brendan Gorton	5	2-18-22 (vs. Michigan)
Hayde Key	5	3-5-21 (Texas State)
Josh Sanders	5	3-11-22 (@Rice)
Andrew Devine	5	3-29-22 (SFA)

Name	HITS	Date (Opp.)
Jace Jung	5	3-29-22 (SFA)
Cody Masters	4	4-7-18 (@Kansas)
Kurt Wilson	4	3-5-22 (Merrimack)
Ty Coleman	4	3-29-22 (SFA)
Dillon Carter	3	3x, last 2-22-22 (Dallas Baptist)
Easton Murrell	3	2x, last 3-27-22 (Texas)
Cole Stilwell	3	8x, last 3-26-22 (Texas)
Owen Washburn	3	2x, last 3-5-22 (Merrimack)
Parker Kelly	3	2x, last 3-9-22 (vs. Miss. St.)
Dalton Porter	3	3-6-22 (Merrimack)
Hudson White	3	2x, last 3-16-22 (New Mexico)

Name	RBI	Date (Opp.)
Parker Kelly	9	3-5-22 (Merrimack)
Kurt Wilson	5	3-5-22 (Merrimack)
Jace Jung	5	3x, last 3-29-22 (SFA)
Ty Coleman	5	3-29-22 (SFA)
Cody Masters	4	4x, last 3-30-22 (SFA)
Cole Stilwell	4	3x, last 2-26-21 (Houston Baptist)
Easton Murrell	3	2x, last 3-26-22 (Texas)
Owen Washburn	3	3x, last 3-6-22 (Merrimack)
Hudson White	3	2-27-22 (Kent State)
Dillon Carter	3	3-4-22 (Merrimack)
Dalton Porter	3	3-5-22 (Merrimack)
Sam Hunt	3	3-22-22 (SFA)

Individual Honors

Jace Jung (2021)

- Big 12 Player of the Year
- All-America First Team (Collegiate Baseball)
- All-America First Team (NCBWA)
- All-America First Team (Perfect Game)
- All-America Second Team (D1Baseball)
- All-America Second Team (Baseball America)
- All-America Third Team (ABCA)
- All-Big 12 First Team (Unanimous)
- NCAA Lubbock All-Regional Team
- Golden Spikes Award Semifinalist
- Dick Howser Trophy Semifinalist
- Bobby Bragan Slugger Award Finalist
- NCBWA District 7 Co-Player of the Year
- NCBWA Freshman All-American
- National Freshman Hitter of the Year
- ABCA All-Central Region

Jace Jung (2022)

- Big 12 Preseason Player of the Year
- Preseason All-Big 12 First Team (Unanimous)
- Preseason All-America First Team (Collegiate Baseball)
- Preseason All-America First Team (NCBWA)
- Preseason All-America First Team (D1Baseball)
- Preseason All-America First Team (Perfect Game)
- Preseason All-America First Team (Baseball America)
- Golden Spikes Award watch list

Kurt Wilson (2021)

- NCAA Lubbock Regional Most Outstanding Player
- NCAA Lubbock All-Regional Team

Easton Murrell (2021)

- NCAA Lubbock All-Regional Team

Cole Stilwell (2021)

- NCAA Lubbock All-Regional Team

TEXAS TECH SPORTS NETWORK

The Texas Tech Sports Network from Learfield Sports will carry all the exciting action of Red Raider Baseball beginning with the season opener Feb. 18-20 and all the way through the postseason. Geoff Haxton and Mike Gustafson will share play-by-play duties while Jamie Lent will provide color analysis in the broadcast booth

RED RAIDER BASEBALL AFFILIATES

CITY	STATION	FREQUENCY
Abilene/Haskell	KVRP-FM	97.1
Alpine	KVLF-AM	1240
Amarillo	KARX-FM	95.7
Amarillo	KPUR-AM	1440
Andrews	KACT-AM	1360
Andrews	KACT-FM	105.5
Artesia, N.M.	KSVP-AM	990
Austin	KOKE-AM	1600
Big Spring	KBST-FM	95.7
Brady	KNEL-FM	95.3
Breckenridge	KLXK-FM	93.5
Brownwood	KQBZ-FM	96.9
Dallas	KFXR-AM	1190
El Paso	KHEY-AM	1380
Fredericksburg	KNAF-AM	910
Hereford	KPAN-AM	860
Hereford	KPAN-FM	106.3
Hobbs, N.M.	KHOB-AM	1390
Houston	KKHT-FM	100.7
Junction	KMBL-AM	1450
Lamesa	KPET-AM	690
Lamesa	KPET-FM	105.1
Lampasas	KACQ-FM	101.9
Lampasas	KCYL-AM	1450
Lubbock	KTTU-FM	97.3
Lubbock	KXTQ-FM	100.7
Lubbock	KJTV-AM	950
Lubbock	KXQT-FM	106.5
Memphis	KLSR-FM	105.3
Midland/Odessa	KCRS-AM	550
Odessa	KCRS-FM	95.5
Pecos	KDNZ-FM	97.3
Perryton	KEYE-AM	1400
Perryton	KEYE-FM	93.7
Plainview	KREW-AM	1400
San Angelo	KLDE-FM	105.3
San Antonio	KZDC-AM	1250
San Antonio	KZDC-FM	94.5
Seminole	KSEM-FM	106.3
Seymour	KSEY-FM	94.3
Seymour	KSEY-AM	1230
Snyder	KGWG-FM	91.1
Sweetwater	KSST-AM	1240
Tyler	KTBB-AM	600
Tyler	KYZS-AM	1490
Waco	KWBT-HD2	94.5

Notes

2021 SEASON REVIEW

Tech's 2021 season was one that saw a squad rally together and fight through a slow start and a season that plagued them with injuries. The Red Raiders won 14 in a row after its opening series. Tech finished 39-17, including 27 wins in the friendly confines of Rip Griffin Park. The team was rewarded with a No. 8 national seed in the NCAA tournament and hosted a regional for the fifth-straight year and qualified to host a Super Regional for the third time in the last five completed seasons. Tech's loss to Stanford marked the first time the Red Raiders did not advance out of the Super Regional, having been 4-0 in such series previously.

After the season, Texas Tech turned in the second-most Major League Baseball Draft selections of any team in the country with nine. Despite only a 20-round draft, Tech boasted its third-highest draft haul in school history, matching its total from 2012 while only trailing the 11 Red Raiders picked following the 2018 season and 10 chosen in 2016. Second baseman Jace Jung was heralded with many season accolades including being named a consensus All-American and Academic All-American.

LET'S MAKE IT FOUR

Only two other programs in the country have hosted a Super Regional three-consecutive seasons. The Red Raiders' have hosted a Super Regional five times in program history, and until faltering last season against Stanford, has advanced to the College World Series in their four previous tries.

5-STRAIGHT REGIONALS IN LUBBOCK

For five-consecutive postseasons, the Red Raiders have been one of 16 host sites selected to host the regional round by the NCAA Selection Committee. Texas Tech is the only program in the country to host every year since 2016. It was the first time in school history Tech secured hosting an NCAA Regional in five-straight seasons, and it was the eighth time overall. The Red Raiders have played regional action in Lubbock in 1996, 1997, 1999, 2016, 2017, 2018, 2019 and 2021.

THE LUBBOCK REGIONAL: WHERE TITANS FALL

Since Texas Tech hosted its first regional under Tadlock in 2016, several name programs have traveled to Lubbock and met their demise, including Arizona (2017), Louisville (2018), Florida (2019), North Carolina (2021) and UCLA (2021).

WAS THAT TADLOCK'S BEST COACHING JOB?

Despite significant injuries issues all season long in 2021, Tim Tadlock had the Red Raiders back in the Super Regionals for the fifth time in seven years and in position for yet another postseason run. The Red Raiders have been ranked in the Top-10 of at least one national poll for 16 of a possible 17 weeks during the 2021 season, despite starting the year with three key arms on the shelf in starters Austin Becker and Hunter Dobbins and lefty reliever Jakob Brustoski. Tech would have a fourth loss in Friday starter Brandon Birdsell. Tech also lost the Big 12 Preseason Player of the Year in Dylan Neuse and a versatile starter in Kurt Wilson around the same time it lost Birdsell. Wilson started the first 26 games of the season between various positions, mostly at third base and in the outfield, before injuring a thumb in the TCU series and missing the next seven weeks. Finally, starting outfielder Dillon Carter missed the first 20 games of the season, returning in the USF series and filling in at center field.

BIG 12 PLAYER OF THE YEAR AWARD RESIDES IN LUBBOCK

The Big 12 Player of the Year trophy has been in the Jung household since 2019 and will remain there until at least 2022 as Jace Jung made it back-to-back Jung's to win the award. Josh Jung won it in 2019 before being picked No. 8 overall in the 2019 MLB Draft. The award was not presented in 2020. A Red Raider has now won four of the last five Big 12 Player of the Year awards - Eric Gutierrez (2016), Hunter Hargrove (2017), Josh Jung (2019), Jace Jung (2021).

TOP-3 FINISH IN CONFERENCE

Texas Tech is the only program in the Big 12 to finish in the top three of the league standings every year since 2016. The Red Raiders wrapped up conference play at 14-10, including series wins over No. 3 Texas and No. 10 TCU. Tech won six of its eight Big 12 series, including three out of the four it played on the road. The Red Raiders finished the regular season strong with series wins in three of its last four series. Tech was especially strong on the back-end of weekend series this season, going a combined 11-5 in middle games and series finales. You could look to a lack of midweek games as a potential reason for a poor record in series openers as the Red Raiders were 2-0 in Big 12 openers following midweek games and just 1-5 in openers following no midweek game.

PRESEASON BALL WITH THE RANGERS

The Texas Tech baseball team hosted an exhibition contest on Oct. 25, 2021 against the Texas Rangers Instructional League team. The Red Raiders won 14-11 in a 12 inning scheduled contest. Tech led by as much as nine in the game, taking an 11-2 lead into the ninth inning. The Red Raiders were led by four players who tallied two hits each in Parker Kelly, Cole Stilwell, and newcomers Owen Washburn and Hudson White. Stilwell went 2-of-3, and tallied the Red Raiders' sole home run on the night, hammering a 3-run shot over the left-field fence in the 10th, and added a single in the first. On top of his two hits, he drew three walks. Alike Stilwell, Jace Jung drew three walks, and got on base a fourth time with an RBI double that he roped to the centerfield wall in the third, scoring Dillon Carter who found the base pads via base on balls earlier in the inning. Brandon Birdsell got the start, and struck out three while on the mound for his one inning of work that was followed by a bevy of Red Raider pitchers throughout the night.

TECH BASEBALL IN HIGH DEMAND

For the eighth-consecutive year, the Texas Tech baseball allotment of season tickets sold out.

More than 2,750 season tickets have been sold for the 2022 season, establishing a new season ticket sales record. It is the eighth sell-out in 10 years under head coach Tim Tadlock and his staff's leadership.

BIG 12 PRESEASON POLL

TEAM	POINTS
1. Texas (8)	64
2. Oklahoma State (1)	52
3. Texas Tech	49
4. TCU	48
5. Baylor	33
6. Oklahoma	25
7. Kansas State	23
8. West Virginia	20
9. Kansas	10

BIG 12 PRESEASON PLAYERS OTY

C: Silas Ardoin, Texas
IF: Peyton Graham, Oklahoma
IF: Brayden Taylor, TCU*
IF: Mitchell Daly, Texas
IF: Trey Faltine, Texas
IF: Jace Jung, Texas Tech*
OF: Jared McKenzie, Baylor*
OF: Dylan Phillips, Kansas State
OF: Austin Davis, West Virginia
DH: Ivan Melendez, Texas*
UT: Nolan McLean, Oklahoma State
UT: Jake Thompson, Oklahoma State
SP/UT: Justin Campbell, Oklahoma St.*
SP: Austin Krob, TCU
SP: Pete Hansen, Texas
SP: Tristan Stevens, Texas*
RP: Aaron Nixon, Texas
RP: Jacob Watters, West Virginia
* - Unanimous Selection

BIG 12 UPCOMING SCHEDULE

Friday, April 1

West Virginia at #12 TCU 6 p.m.
#7 Texas Tech at Kansas 6 p.m.
#6 Oklahoma State at Kansas State 6 p.m.
ETSU at Baylor 6:30 p.m.
#8 Texas vs. Oklahoma (Arlington, Texas) 6:30 p.m.

Saturday, April 2

#8 Texas vs. Oklahoma (Arlington, Texas) 12 p.m.
#7 Texas Tech at Kansas 2 p.m.
West Virginia at #12 TCU 2 p.m.
ETSU at Baylor 3 p.m.
#6 Oklahoma State at Kansas State 4 p.m.

Sunday, April 3

#8 Texas vs. Oklahoma (Arlington, Texas) 12 p.m.
ETSU at Baylor 1 p.m.
#7 Texas Tech at Kansas 1 p.m.
#6 Oklahoma State at Kansas State 1 p.m.
West Virginia at #12 TCU 1 p.m.



BIG 12 CONFERENCE

NATIONAL RANKINGS (March 28 rankings)

D1 Baseball

Team	Record
1. Tennessee	23-1
2. Arkansas	18-4
3. Oregon State	17-5
4. Virginia	22-2
5. Florida State	16-7
6. Oklahoma State	18-6
7. Texas Tech	20-5
8. Texas	19-7
9. Vanderbilt	19-4
10. Ole Miss	16-7
11. Louisville	19-5
12. TCU	18-5
13. LSU	17-7
14. Florida	17-7
15. Arizona	17-7
16. Notre Dame	12-5
17. Miami (FL)	17-6
18. North Carolina	18-6
19. Dallas Baptist	15-8
20. Texas State	20-5
21. Oregon	16-7
22. Georgia Tech	16-9
23. Georgia	18-6
24. Gonzaga	16-6
25. Connecticut	17-5

Baseball America

Team	Record
1. Tennessee	23-1
2. Oregon State	17-5
3. Virginia	22-2
4. Arkansas	18-4
5. Florida State	16-7
6. Oklahoma State	18-6
7. Texas Tech	20-5
8. Louisville	19-5
9. Ole Miss	16-7
10. Texas	19-7
11. Vanderbilt	19-4
12. Arizona	17-7
13. Miami (FL)	17-6
14. Notre Dame	12-5
15. North Carolina	18-6
16. Florida	17-7
17. Gonzaga	16-6
18. Dallas Baptist	15-8
19. Texas State	20-5
20. Oregon	16-7
21. LSU	17-7
22. Liberty	15-7
23. Charlotte	16-7
24. Stanford	12-8
25. Maryland	18-5

NCBWA

Team	Record
1. Tennessee	23-1
2. Arkansas	18-4
3. Virginia	22-2
4. Oregon State	17-5
5. Vanderbilt	19-4
6. Texas Tech	20-5
7. Texas	19-7
8. Oklahoma State	18-6
9. Florida State	16-7
10. Ole Miss	16-7
11. LSU	17-7
12. TCU	18-5
13. Florida	17-7
14. Arizona	17-7
15. Louisville	19-5
16. Miami (FL)	17-6
17. Georgia	18-6
18. North Carolina	18-6
19. Notre Dame	12-5
20. Stanford	12-8
21. Gonzaga	16-6
22. Dallas Baptist	15-8
23. Texas State	20-5
24. Georgia Tech	16-9
25. Oregon	16-7

Collegiate Baseball

Team	Record
1. Tennessee	23-1
2. Virginia	22-2
3. Vanderbilt	19-4
4. Arkansas	18-4
5. Louisville	19-5
6. Texas Tech	20-5
7. Texas	19-7
8. Oregon State	17-5
9. Texas State	20-5
10. Oklahoma State	18-6
11. Oregon	16-7
12. Miami (FL)	17-6
13. Florida State	16-7
14. North Carolina	18-6
15. Georgia	18-6
16. Purdue	18-1
17. LSU	17-7
18. Florida	17-7
19. Arizona	17-7
20. Ole Miss	16-7
21. UCSB	16-5
22. NC State	15-8
23. LA Tech	18-6
24. TCU	18-5
25. UCLA	15-8

USA Coaches

Team	Record
1. Tennessee	23-1
2. Arkansas	18-4
3. Virginia	22-2
4. Oregon State	17-5
5. Vanderbilt	19-4
6. Texas Tech	20-5
7. Florida State	16-7
8. Texas	19-7
9. Oklahoma State	18-6
10. Ole Miss	16-7
11. TCU	18-5
12. LSU	17-7
13. Florida	17-7
14. Louisville	19-5
15. Arizona	17-7
16. Notre Dame	12-5
17. Georgia	18-6
18. North Carolina	18-6
19. Miami (FL)	17-6
20. Texas State	20-5
21. Georgia Tech	16-9
22. Oregon	16-7
23. Maryland	18-5
24. Gonzaga	16-6
25. Dallas Baptist	15-8

Perfect Game

Team	Record
1. Tennessee	23-1
2. Oklahoma State	18-6
3. Virginia	22-2
4. Texas Tech	20-5
5. Oregon State	17-5
6. Arkansas	18-4
7. Vanderbilt	19-4
8. Florida State	16-7
9. Texas	19-7
10. TCU	18-5
11. Ole Miss	16-7
12. Louisville	19-5
13. Notre Dame	12-5
14. Miami (FL)	17-6
15. LSU	17-7
16. Oregon	16-7
17. Dallas Baptist	15-8
18. Florida	17-7
19. Connecticut	16-5
20. Texas State	20-5
21. LA Tech	18-6
22. North Carolina	18-6
23. Georgia Tech	16-9
24. Arizona	17-7
25. Gonzaga	16-6

TEXAS TECH WEEK-BY-WEEK IN THE 2022 POLLS

DATE	D1	BA	NCBWA	CB	USA	PG
Preseason	14	23	14	4	12	12
Feb. 21	20	NR	21	16	no update	21
Feb. 28	19	NR	21	23	no update	19
Mar. 7	17	NR	15	19	11	16
Mar. 14	17	23	12	17	13	14
Mar. 21	16	23	11	16	11	11
Mar. 28	7	7	6	6	6	4

ALL-TIME NO. 1 RANKINGS

Poll	YEAR	Ranking
Collegiate Baseball	4/14/97	4th
Collegiate Baseball	4/21/97	4th
Collegiate Baseball	4/28/97	3rd
Collegiate Baseball	2/17/20	4th
NCBWA	2/17/20	4th

HIGHEST FINAL RANKING IN EACH POLL

Poll	YEAR	Ranking
Baseball America	2020	2nd
NCBWA	2019	4th
Collegiate Baseball	2019	4th
USA Today Coaches	2020	3rd
D1Baseball.com	2016, 2019, 2020	4th
Perfect Game	2020	3rd

HIGHEST RANKING IN EACH POLL

Poll	YEAR	Ranking
Baseball America	3/9/20	(3x) 2nd
NCBWA	2/17/20	1st
Collegiate Baseball	2/17/20	(4x) 1st
USA Today Coaches	3/27/17	2nd
D1Baseball.com	3/5/18	(7x) 3rd
Perfect Game	3/9/20	(5x) 3rd



DAN LAW FIELD AT RIP GRIFFIN PARK

TOP-20 ATTENDANCE MARKS - SINGLE GAME

Game	Date	Attendance	Result
1. #9 Oklahoma State	June 8, 2019	4,833	L, 5-6
2. Duke	June 9, 2018	4,818	W, 6-4
Duke	June 10, 2018	4,818	L, 2-11
4. #16 East Carolina	June 12, 2016	4,817	W, 11-0
#17 East Carolina	June 11, 2016	4,817	W, 3-1 (13)
#17 East Carolina	June 10, 2016	4,817	L, 6-8
7. #16 College of Charleston	June 8, 2014	4,811	W, 1-0
#16 College of Charleston	June 7, 2014	4,811	W, 1-0
9. #9 Oklahoma State	June 9, 2019	4,782	W, 8-6
10. North Carolina	June 5, 2021	4,737	W, 7-2
11. #21 UCLA	June 6, 2021	4,737	W, 8-2
12. #9 Oklahoma State	June 7, 2019	4,732	W, 8-6
Sam Houston State	June 5, 2017	4,732	L, 3-4
Sam Houston State	June 4, 2017	4,732	L, 8-9
Sam Houston State	June 3, 2017	4,732	W, 6-0
Delaware	June 2, 2017	4,732	W, 5-2
#17 Dallas Baptist	June 6, 2016	4,732	W, 5-3
Dallas Baptist	June 5, 2016	4,732	L, 6-10
New Mexico	June 4, 2016	4,732	W, 4-3
Fairfield	June 3, 2016	4,732	W, 12-1

YEARLY ATTENDANCE - NCAA RANKINGS

YEAR	DATES	TOTAL	RANK	AVERAGE	RANK	RECORD
2012	33	94,173	21st	2,853	21st	22-11
2013	29	73,299	26th	2,527	26th	19-10
2014	35	89,355	20th	2,553	29th	33-4
2015	27	98,969	17th	3,665	13th	20-10
2016	34	130,919	15th	3,851	15th	25-9
2017	29	120,173		4,143	13th	23-6
2018	34	136,684	11th	4,142	10th	28-6
2019	37	144,339	10th	3,901	14th	30-7
2020	11	40,567	14th	3,698	13th	11-0
2021	34	119,916		3,527		27-7
Totals	299	1,048,394		3,506		238-70

TOP 3-GAME SERIES ATTENDANCE

Series	Dates	Total	Average
1. #17 East Carolina	June 10-12, 2016	14,451	4,817
2. #9 Oklahoma State	June 7-9, 2019	14,347	4,782
3. Duke	June 9-11, 2018	14,110	4,703
4. #18 Texas	May 4-6, 2018	13,296	4,432
Kansas	May 18-20, 2017	13,296	4,432
#2 TCU	April 28-30, 2017	13,296	4,432
Oklahoma State	April 21-23, 2017	13,296	4,432
#29 Baylor	April 7-9, 2017	13,296	4,432
Texas	April 22-24, 2016	13,296	4,432
10. Baylor	April 23-25, 2021	12,895	4,298

TOP 2-GAME SERIES ATTENDANCE

Series	Dates	Total	Average
1. #16 College of Charleston	June 7-8, 2014	9,622	4,811
2. #9 Stanford	June 11-12, 2021	9,464	4,732
3. New Mexico State	March 10-11, 2015	6,661	3,331
4. Stetson	March 24-25, 2019	6,524	3,262
5. New Mexico State	March 1-2, 2016	6,375	3,188
6. Grand Canyon	April 28-29, 2015	6,239	3,120
7. Oral Roberts	March 17-18, 2015	6,233	3,117
8. Alabama A&M	March 13-14, 2012	5,924	2,962
9. New Mexico	April 17-18, 2012	5,030	2,515
10. Florida Gulf Coast	March 20-21, 2012	4,959	2,480

TOP ATTENDANCE MARKS

Opening Day	4,432 vs. Oregon (Feb. 15, 2019)
Day Game	4,818 vs. Duke (June 9, 2018)
Night Game	4,833 vs. #9 Oklahoma State (June 8, 2019)
Midweek Game	4,432 vs. #4 Arizona (March 7, 2017)

Series Opener	4,818 vs. Duke (June 9, 2018)
Middle Game	4,833 vs. #9 Oklahoma State (June 8, 2019)
Series Finale	4,817 vs. #16 East Carolina (June 12, 2016)
Total Attendance	144,339, 37 games (2019)
Average Attendance	4,143, 29 games (2017)
3,000 + Attendance Games in a Season	37 (2019)*
4,000 + Attendance Games in a Season	20 (2018)*
Consecutive 3,000+ attendances	89, Apr. 7, 2017-Mar. 8, 2020

Monday	4,732, 2x vs. Sam Houston State (June 5, 2017)
Tuesday	4,432 vs. #4 Arizona (March 7, 2017)
Wednesday	3,327 vs. Oral Roberts (March 18, 2015)
Thursday	4,393 vs. #2 TCU (April 2, 2015)
Friday	4,817 vs. #17 East Carolina (June 10, 2016)
Saturday	4,833 vs. #9 Oklahoma State (June 8, 2019)
Sunday	4,818 vs. Duke (June 10, 2018)



TEXAS TECH UNIVERSITY

THE STATE OF TEXAS' TOP ATHLETICS DEPARTMENT

- With all the talk of conference realignment in the air, it's important to remember Texas Tech has led all schools in the state of Texas in the Capital One Cup men's standings in two of the last three complete athletic seasons after finishing third nationally in 2018-19 and then 14th for the 2017-18 athletic year. Below are several other facts regarding Texas Tech's success in competition.
- Since 2017, Texas Tech has had 15 of its 17 athletic programs compete in the NCAA postseason or a bowl game.
- Texas Tech has had six different programs finish among the top-10 teams nationally in their respective sport since 2014 alone.
- The Red Raiders have appeared in 38 bowl games in their history, which ranks tied for third among Big 12 programs and among the top-25 teams in college football history.
- Texas Tech claimed the 2019 Men's Outdoor Track and Field National Championship under head coach Wes Kittley.
- Texas Tech played in the 2019 NCAA Championship Game as well as in two consecutive Elite Eights (2018-19). The Red Raiders are one of four men's basketball programs in the country with multiple Elite Eight appearances over the last three NCAA Tournaments.
- Texas Tech has advanced to the Men's College World Series four times in recent years (2014, 2016, 2018, 2019), which is tied for the most trips to the hallowed grounds in Omaha among teams nationally since 2014.
- Lady Raider Basketball remains one of the top programs in women's college basketball history as Texas Tech ranks 19th all-time among power-five programs with its 925 victories. Backed by the legendary Sheryl Swoopes, the Lady Raiders claimed the NCAA National Championship in 1993, the first team national championship in school history.
- Since joining the Big 12 as a charter member in 1996, Texas Tech has won 27 conference titles, with 11 of those coming in the past six years alone.
- In addition to its athletics success, Texas Tech has unveiled several new facilities in recent years with the opening of the \$48 million Sports Performance Center in 2017, the Cash Family Sports Nutrition Center in 2020 and the \$32.2 million Dustin R. Womble Basketball Center this past May.

THE NATION'S MOST DEDICATED FANS

- Texas Tech boasts one of the most rabid fan bases in all of college athletics as Red Raider fans have traditionally traveled in droves for bowl trips as well as to basketball games in locations like New York City, Anaheim (CA) and Minneapolis for the Final Four as well as to Omaha for the Men's College World Series.
- To date, Texas Tech has played in the highest-attended games for three bowl games, including two prominent ones in the state of Texas: the Goodyear Cotton Bowl (Dallas), the Academy Sports + Outdoors Texas Bowl (Houston) and the Holiday Bowl (San Diego).
- The Red Raiders had 88,175 fans on tap for the 2009 Cotton Bowl when the Red Raiders faced Ole Miss in the bowl's final game at historic Fair Park. It remains the highest-attended contest in the bowl's history even with the move to AT&T Stadium in Arlington, which can reach over 100,000 fans in capacity.
- Additionally, Texas Tech helped set the Texas Bowl attendance record in 2015 when the Red Raiders faced LSU in NRG Stadium. The bowl drew 71,307 fans that night to see a pair of future NFL standouts in Texas Tech's Patrick Mahomes II and Jaqueem Grant.
- At home, Texas Tech has sold out of season tickets for its baseball program over seven consecutive seasons now and will likely be looking at another sellout in 2022 after the Red Raiders advanced to the NCAA Super Regional round this past June.
- Texas Tech has sold out of season tickets in each of its last two men's basketball seasons, giving the Red Raiders the premier homecourt advantage in college basketball at 15,000-seat United Supermarkets Arena. The Red Raiders averaged a conference-leading 14,057 fans per game during the 2019-20 basketball season.
- On social media, Texas Tech student-athletes earned the highest engagement rate on their posts among peer power-five institutions over the past athletic year. Texas Tech's social media accounts accumulated over 35 million combined video views during the 2020-21 year alone.
- Texas Tech's brand has the ability to reach the nation through its creative social media usage. Texas Tech currently boasts the fifth-highest TikTok following by athletics accounts in the nation.
- Texas Tech is annually one of the top-performing schools among the Collegiate Licensing Company's (CLC) partner institutions, ranking 19th nationally in royalties generated this past year.

A PREMIER RESEARCH INSTITUTION

- Texas Tech University is the flagship institution, with a Moody Aa1 rating, of the five-member Texas Tech University System.
- Texas Tech is one of 16 universities designated as a Carnegie Very High Research Activity Institution and a Hispanic Serving Institution.
- Texas Tech has been named Higher Education Excellence in Diversity award winner in each of the last nine years. The university currently boasts 42 percent of its students identifying as racial-ethnic minorities.
- Texas Tech is a five-star Campus Pride Institution, one of two in Texas, and No. 25 on the Campus Pride Index.
- Texas Tech has awarded over \$170 million in scholarships recently with over 50 percent of students receiving scholarship support.
- Texas Tech boasted more than \$192 million in research expenditures in 2020 alone.

Quick Facts

UNIVERSITY INFORMATION

School _____ Texas Tech University
 Location _____ Lubbock, Texas
 Founded _____ 1923
 Enrollment _____ 40,666
 Nickname _____ Red Raiders
 School Colors _____ Scarlet & Black
 Affiliation _____ NCAA Division I
 Conference _____ Big 12
 Chancellor _____ Dr. Tedd L. Mitchell
 Interim President _____ Dr. Lawrence Schovanec
 Director of Athletics _____ Kirby Hocutt
 Faculty Representative _____ Brian Shannon
 Athletic Department Phone _____ (806) 742-3355
 Ticket Office _____ (806) 742-8324

HISTORY

First Year of Baseball _____ 1926, then 1954
 All-Time Record (Years) _____ 1,815-1,339-8 (72)
 All-Time Conference Record (Years) _____ 591-645-2 (52)
 All-Time Big 12 Record (Years) _____ 332-291-2 (23)
 Against Ranked Opponents (since 1995) _____ 232-264
 SWC Tournament Record (Years) _____ 9-9 (5)
 Big 12 Tournament Record (Years) _____ 23-40 (20)
 All-Time Extra-Innings Record _____ 60-42-2
 All-Time Home Record _____ 1,171-511-5
 All-Time Road Record _____ 501-706-3
 All-Time Neutral Record _____ 143-122
 NCAA Tournament Record _____ 44-35
 NCAA Regionals _____ 15
 (1995-2002, 2004, 2014, 2016-19, 2021)
 NCAA Super Regionals _____ 6
 (2014, 2016, 2018-19, 2021)
 College World Series App. _____ 4
 (2014, 2016, 2018-19)
 Hosted NCAA Regionals _____ 8
 (1996, 1997, 1999, 2016-19, 2021)
 Conference Titles _____ 7
 (2 SWC, 5 Big 12)

COACHING STAFF

Head Coach _____ Tim Tadlock (Texas Tech '92)
 Career Record (Years) _____ 775-299 (20th Year)
 Record at TTU / years _____ 340-172 (10th Year)
 Asst. Coach/Recruiting Coordinator _____ J-Bob Thomas (10th Year)
 Asst. Coach/Pitching Coach _____ Matt Gardner (9th Year)
 Volunteer Asst. Coach _____ Eric Gutierrez (4th Year)
 Director of Operations _____ Joe Hughes (10th Year)
 Special Assistant _____ Ray Hayward (10th Year)
 Athletic Trainer _____ Bryan Simpson (9th Year)
 Dir. of Player Dev./Support Services _____ Lyndee Kiesling (6th Year)
 Equipment Manager _____ Shishir Bhakta (22nd Year)
 Baseball Office Phone _____ (806) 834-4836

STADIUM INFORMATION

Home Field _____ Dan Law Field at Rip Griffin Park
 Surface _____ FieldTurf
 Capacity _____ 4,432
 Stadium Record (2012-Present) _____ 236-71
 Dimensions _____ 330-LF, 404-CF, 330-RF
 Fence Height _____ 7'-6" / 2.29m

ATHLETICS COMMUNICATIONS

Associate Director/Baseball Contact _____ Matt Burkholder
 Cell Phone _____ (559) 862-3771
 Email _____ matt.burkholder@ttu.edu
 Twitter: _____ @TTU_Baseball
 Website _____ www.TexasTech.com
 Mailing Address _____ 2508 6th Street

Head Coach Tim Tadlock



PERSONAL

Date of Birth _____ December 21, 1968 (52 years old)
Hometown/HS _____ Denton, TX/Denton High School, 1987

FAMILY

Wife _____ Kelly (Married 26 years - July 23, 1994)
Children _____ Chloe and Benjamin

EDUCATION:

Bachelor's _____ Texas Tech University (1992)
Master's _____ University of Texas at Tyler (1994)

PLAYING CAREER

1988-89 _____ Hill College
1990-91 _____ Texas Tech

COLLEGE COACHING CAREER

1993-96 _____ Hill College Assistant Coach
1997-2005 _____ Grayson County College Head Coach
2006-2011 _____ Oklahoma Assistant Coach
2012 _____ Texas Tech Assoc. Head Coach
2013-Present _____ Texas Tech Head Coach

Collegiate Head Coaching Record _____ 775-299 (19th Season)
Record at Texas Tech _____ 340-172 (9th Season)

AWARDS & HONORS

2018 National Coach of the Year
2014 National Coach of the Year
2016 Big 12 Coach of the Year

YEAR-BY-YEAR RECORDS

Year	Overall	Conf	Place	Big 12	NCAA	CWS
2013	26-30	9-15	8th	1-2	0-0	0-0
2014	45-21	14-10	4th	0-2	5-3	0-2
2015	31-24	13-11	T-3rd	1-2	0-0	0-0
2016	47-20	19-5	1st	1-2	6-4	1-2
2017	45-17	16-8	T-1st	1-2	2-2	0-0
2018	45-20	15-9	3rd	1-2	6-3	1-2
2019	46-20	16-8	1st	3-2	7-3	2-2
2020	16-3	---	---	---	---	---
2021	39-17	14-10	3rd	1-2	3-2	---
Total	340-172	116-76	---	9-16	29-17	4-8

ALL GAMES

Overall	340-172 (.664)
Home	215-59
Away	88-72
Neutral	37-41

BIG 12 CONFERENCE GAMES

Overall	116-76 (.603)
Home	63-33
Away	53-43

NON-CONFERENCE GAMES

Overall	224-96 (.700)
Home	152-26
Away	35-29
Neutral	37-41

NCAA TOURNAMENT GAMES

Overall	29-17 (.630)
Home	22-8
Away	2-1
Neutral	5-7

The 2022 season is the 10th as head coach at Texas Tech for Tim Tadlock. During his tenure, Tadlock has built his alma mater into a national powerhouse, leading the Red Raiders to four College World Series in the last seven contested seasons and claiming three of the last five Big 12 Championships.

A two-time National Coach of the Year, Tadlock was named head coach of his alma mater on June 8, 2012, becoming the ninth head coach in program history. He owns a collegiate career record of 775-299 in 18 years as a head coach with nine seasons at Grayson County College (435-127) and nine at Texas Tech (340-172).

Under Tadlock, the Red Raiders have become a national contender year in and year out. Tech is one of four schools in the nation to advance to the College World Series four times since 2014, including consecutive trips in 2018 and 2019 for the first time in school history. Tadlock has put his teams in a position to host five consecutive regionals, making Texas Tech the only school in the country to accomplish the feat. In each of the last five tournaments Tech hosted, Tech was also named a national seed having most recently been the No. 8 seed in 2021.

During Tadlock's nine seasons, the Red Raiders have recorded five 45+ win seasons and three Big 12 titles. Individually, Tech has earned 49 All-America honors, 29 Freshman All-America honors, a College Baseball Foundation National Pitcher of the Year, a Brooks Wallace Award Winner, and two Bobby Bragan Collegiate Slugger Awards. At the conference level, Tech has accumulated 57 All-Big 12 selections, four Big 12 Player of the Years, a Big 12 Pitcher of the Year, two Big 12 Freshman of the Years and a Big 12 Newcomer of the Year.

The Red Raiders have had 59 student-athletes selected in the MLB Draft under Tadlock, including a school-record 11 in 2018. In 2021, a school-record seven Red Raiders were selected within the top-10 rounds. Overall, Tadlock has coached 167 MLB Draft picks, including at least one draft pick during the last 26 seasons and has coached four first-round selections, 18 players taken in the top five rounds and 51 selections in the top-10 rounds of the draft during his coaching career.

With the remarkable team success, Tech fans have packed Rip Griffin Park in Tadlock's nine seasons. In 2015, Texas Tech sold out its season ticket allotment for the first time ever following its first appearance in the CWS. And since, Texas Tech season tickets have been sold out each ensuing season. The 2022 season marked the eighth-straight that season tickets have sold out prior to the start of the season. Tech has consistently ranked among the national leaders in attendance, finishing in the top 15 each year since 2015 while compiling a 164-45 home record in that span.

Tadlock returned to his alma mater for the 2012 season as the program's associate head coach and recruiting coordinator. During his one season in this role, the Red Raiders had a school-record nine MLB Draft picks, including first-round selection center fielder Barrett Barnes, who became the third highest draft pick in school history with the 45th overall pick.

After beginning his college coaching career as an assistant at Hill College (1993-96) for four seasons, Tadlock became the head coach at Grayson County Junior College, where he led the Vikings to back-to-back National Junior College Athletic Association World Series titles in 1999 and 2000. During his nine seasons at Grayson, Tadlock posted a 435-127 (.774) overall record while being named National Coach of the Year following both title runs (1999-2000).

After a prep career at Denton High School and two years at Hill College, Tadlock was a two-year starting shortstop for the Red Raiders while helping Texas Tech to its first-ever 40-win season as a senior in 1991 (42-18). In his two-year career at Tech, Tadlock played in 120 games, batted .289 (120-for-415) with 96 runs scored, 19 doubles, four triples, eight home runs, 68 RBI, 71 walks, 65 strikeouts and was 28-of-41 in stolen bases. Tadlock played for legendary coach Larry Hays while at Texas Tech.

Tadlock graduated with his bachelor's degree in physical education from Texas Tech in May 1992. He also earned a master's degree in education in August 1994 from the University of Texas at Tyler. Tadlock and his wife, Kelly, have two children, daughter, Chloe, and son, Benjamin. Tadlock is originally from Denton, Texas, and was born in 1968.

EXCLUSIVE COMPANY

- Texas Tech is 1 of 4 programs with four trips to Omaha since 2014.
- Texas Tech is the only school in the country that has hosted an NCAA Regional five consecutive times since 2016
- Texas Tech is the only school to earn a national seed every year since 2016, and one of three teams to earn a national seed at least four times since 2016 (Tech-5, Florida-4, Stanford-4).
- Texas Tech has 5 trips to the Super Regionals since 2014, only one program in the country has more
- Texas Tech is 1 of 2 schools nationally to sweep three-consecutive regionals

BIG 12 TITLES

- 2016, 2017, 2019 - Three regular-season championships in four years is the best span in the Big 12 since 2009-11.

45+ WIN SEASONS

- 2014 45-21, 14-10 | First College World Series Appearance
- 2016 47-20, 19-5 | Big 12 Championship, No. 5 National Seed, College World Series
- 2017 45-17, 16-8 | Big 12 Championship, No. 5 National Seed
- 2018 45-20, 15-9 | No. 9 National Seed, College World Series
- 2019 46-20, 16-8 | Big 12 Championship, No. 8 National Seed, College World Series Semifinals

IN THE NATIONAL RANKINGS

- Texas Tech opened the season with its highest collection of preseason rankings in program history in 2021 as a consensus top-four selection in the polls. The 2021 club narrowly edged out the 2018 squad, which was a consensus top-five selection in the preseason polls.
- The No. 3 rankings by three different polls matched the highest preseason ranking in program history.
- 2022 is the fifth straight year Tech has opened the season ranked in the top-5 of at least one preseason poll.
- This is the eighth straight year where the Red Raiders have started out ranked in a preseason poll. It is the sixth time under Tadlock - and the fifth straight year - Tech has been ranked in all six polls to open the year.
- In 2020, Tech earned a No. 1 ranking for the first time since April 14-28, 1997, when it appeared at the top of the Collegiate Baseball Newspaper poll for three weeks.

RED RAIDERS IN THE MLB DRAFT

- Under Tadlock, Texas Tech has had a whopping 59 Red Raiders selected in the MLB Draft since 2013.
- Tech has had multiple draft picks for 31-straight years, the third longest streak in the nation.
- Tadlock had a school-record 11 players drafted in the 2018 draft, followed by seven selections in 2019, including four picks in the Top 10 rounds for the second straight year.
- In 2021, a school-record seven Red Raiders were selected within the top-10 rounds.
- Tech has had 28 of its 59 total draft picks under Tadlock go in the first 10 rounds.
- Four Red Raiders have been drafted in a top-3 round in the last four drafts alone.

TADLOCK MOVES INTO 2ND PLACE ON ALL-TIME SCHOOL WINS LIST

In 2021, Tim Tadlock moved into second place on the all-time Texas Tech head coaches wins list, supassing the late Kal Segrist's 317 wins (1986-83). He now only trails Larry Hays (1987-2012) who compiled 813 in his career.

TEXAS TECH COACHING STAFF

**J-BOB THOMAS, #19**

Assistant Coach
10th Season at Tech
(Abilene Christian, '05)

Coaching Capsule: J-Bob Thomas enters his 10th season as the recruiting coordinator/assistant coach at Texas Tech in 2022. Thomas works primarily with the Red Raider catchers and assists with the

team's hitters, while serving as the program's recruiting coordinator. Thomas enters his 17th year in collegiate baseball - his 10th on head coach Tim Tadlock's coaching staff at Tech. He was named assistant coach/recruiting coordinator with the Red Raiders on June 20, 2012. Known as a tireless worker and as one of the top recruiters in college baseball, Thomas has proven his abilities early and often throughout his career at Tech. He was recognized as the ABCA/Baseball America Assistant Coach of the Year in 2017 and by Perfect Game in September 2015 as one of 10 coaches nationally "who are everywhere recruiting." A native of Duncanville, Texas, Thomas played for legendary coach Bob Rombach at Duncanville High School where he led his team to three straight Texas High School state playoff appearances (1998-2000). Thomas was born in Duncanville, Texas,

**ERIC GUTIERREZ, #12**

Volunteer Assistant Coach
4th Season at Tech
(Texas Tech, '18)

Coaching Capsule: Former Red Raider All-American first baseman Eric Gutierrez begins his fourth season as a volunteer assistant coach in 2022. He is the acting first base coach for the Red

Raiders. Gutierrez returned to Lubbock to join Tim Tadlock's staff in 2018 after wrapping up a professional career in the Miami Marlins organization. In 2016, Gutierrez was drafted in the 20th round by the Marlins and spent three years with the Batavia Muckdogs, Greensboro Grasshoppers and the Jupiter Hammerheads. Gutierrez, a native of Mission, was a four-year letterwinner and one of the most decorated student-athletes to don the scarlet & black at Texas Tech. He started every game of his collegiate career, primarily at first base, totaling 244 games, the most in school history. Gutierrez still holds four school records, leading the team in eight yearly categories and checks in with 30 marks that rank in the top 10 in the Tech record books.

**RAY HAYWARD**

Special Assistant
10th Season at Tech
(Oklahoma, '83)

Coaching Capsule: Ray Hayward enters his 10th season on staff at Texas Tech in 2022, his fifth in the role of special assistant. Hayward was named assistant coach on June 26, 2012, as part of Tim

Tadlock's inaugural staff at Texas Tech, and served in that role for the first five years of his tenure. A former big league pitcher, scouting supervisor and one of the most respected pitching coaches in the country, Hayward came to the South Plains after spending eight years (2005-2012) at the professional ranks as the Midwest scouting supervisor for the Miami Marlins. Hayward spent five seasons in the Big 12 Conference as the pitching coach at his alma mater, Oklahoma, from 2000-2004. Prior to beginning his coaching career, Hayward pitched three seasons in the big leagues with the San Diego Padres (1986-87) and the Texas Rangers (1988). He finished his playing career in the Rangers organization in 1991 before spending six years as an area scout with the Detroit Tigers (1994-99). He returned to Norman as the Sooners pitching coach and recruiting coordinator in 2000, where he helped guide Oklahoma to three NCAA Tournament appearances in five seasons.

**MATT GARDNER, #50**

Assistant Coach
9th Season at Tech
(Oklahoma State, '08)

Coaching Capsule: Matt Gardner enters his ninth season on staff at Texas Tech and his fifth as assistant coach, where he assists with the Red Raider pitching staff and catchers, while also working

with the outfielders. Gardner was promoted to assistant coach on June 26, 2017, after serving four years as the program's volunteer assistant coach. Gardner, who began his collegiate playing career for Tim Tadlock at Grayson County College in 2005, came to Tech following two seasons as pitching coach at Lubbock Christian University (2012-13). He previously spent three seasons as a graduate assistant coach (2009) and volunteer assistant coach (2010-11) at his alma mater, Oklahoma State. He is originally from Andrews, Texas, graduating from Andrews High School. Matt is the son of Rodney Gardner and Vickie Gardner, both graduates of Lubbock Christian University. His father, Rodney, was a 1975 All-American at LCU playing under former Tech head coach Larry Hays. Rodney went on to coach locally in Lubbock as well as at Abernathy and Estacado High School.

**JOE HUGHES**

Director of Operations
10th Season at Tech
(Oklahoma, '08)

Career Capsule: Joe Hughes enters his 10th season as the director of baseball operations at Texas Tech in 2022. Hughes was named director of operations with the Red Raiders on July 17,

2012. Hughes is responsible for the baseball program's day-to-day operations and oversees every Tech baseball student-athletes' needs. He manages team travel, scheduling and the program's team budget. Hughes also oversees facility needs for the home of Red Raider baseball, Dan Law Field at Rip Griffin Park. In addition, Hughes serves as fall, winter and summer camp director for Red Raider baseball and works as the baseball team liaison with every area and department throughout the Texas Tech athletics department.

2022 Texas Tech Record When...

	ALL	BIG 12
All Opponents	22-5	2-1
At Rip Griffin Park	15-1	2-1
On the road	5-1	0-0
At neutral sites	2-3	0-0
Big 12 Opponents	---	2-1
Non-Conference	20-4	---
Day Games	15-4	1-1
Night Games (6 p.m. & after)	7-1	1-0
Top-5 Teams	2-1	2-1
Top-10 Teams	0-0	0-0
Top 25 Teams	1-2	0-0
Unranked Teams <i>(as ranked by D1Baseball.com)</i>	19-2	0-0
February	5-2	0-0
March	17-3	2-1
April	0-0	0-0
May	0-0	0-0
June	0-0	0-0
Monday	0-0	0-0
Tuesday	5-1	0-0
Wednesday	3-0	0-0
Thursday	0-0	0-0
Friday	4-0	1-0
Saturday	6-1	1-0
Sunday	4-3	0-1
vs Left-handed Starter	3-1	1-1
vs Right-handed Starter	19-4	1-0
1-Run games	4-1	1-0
2-Run games	1-0	0-0
5+Run games	12-2	0-1
Extra innings	3-0	2-0
Shutouts	0-0	0-0
Scoring 0-2 runs	0-3	0-1
Scoring 3-5 runs	3-2	1-0
Scoring 6-9 runs	7-0	0-0
Scoring 10+ runs	12-0	1-0
Opponent 0-2 runs	8-1	0-0
Opponent 3-5 runs	11-0	1-0
Opponent 6-9 runs	2-2	0-0
Opponent 10+ runs	1-2	1-1
Scored in 1st inning	13-0	2-0
Opp. scored in 1st inning	6-0	2-0
Scores first	15-2	0-0
Opponent scores first	7-3	2-1
Leading after the 6th	18-0	2-0
Trailing after the 6th	4-5	0-1
Tied after the 6th	0-0	0-0
Leading after the 7th	18-0	1-0
Trailing after the 7th	3-4	0-0
Tied after the 7th	1-0	1-0
Leading after the 8th	17-0	0-0
Trailing after the 8th	1-4	0-0
Tied after the 8th	4-0	2-0
Hit 0 home runs	6-3	0-1
Hit 1 home run	6-0	0-0
Hit 2+ home runs	10-2	2-0
Opponent 0 home runs	12-1	0-0
Opponent 1 home run	6-3	0-0
Opponent 2+ HRs	4-1	2-1
Made 0 errors	9-4	2-1
Made 1 error	8-1	0-0
Made 2+ errors	5-0	0-0
Opponent made 0 errors	8-3	1-1
Opponent made 1 error	8-2	1-0
Opponent made 2+ errors	6-0	0-0
Out-hit opponent	16-0	0-0
Out-hit by opponent	4-3	2-1
Hits are tied	2-2	0-0

ADDITIONAL SUPPORT STAFF

Bryan Simpson	Athletic Trainer
Tory Stephens	Strength & Conditioning
Shishir Bhakta	Equipment Manager
Lyndee Kiesling	Director of Player Development/Support Services



Numerical Roster

No.	Name	POS	B/T	HT	WT	CL	EXP	Hometown / High School / Previous School
1	Dillon Carter	OF	L/R	6-0	210	So.*	3rd Yr.	Flower Mound, Texas / Argyle HS
2	Jace Jung	INF	L/R	6-0	205	So.*	3rd Yr.	San Antonio, Texas / MacArthur HS
3	Lauden Brooks	INF	R/R	5-10	185	Fr.	1st Yr.	Mt. Carmel, Ohio / McNicholas HS
4	Kevin Bazzell	C	R/R	6-1	205	Fr.	1st Yr.	Rockwall, Texas / Rockwall HS
5	Hudson White	C/INF	R/R	5-11	195	Fr.	1st Yr.	Keller, Texas / Byron Nelson HS
7	Cody Masters	OF	L/L	6-1	195	Sr.*	5th Yr.	Coppell, Texas / Coppell HS
8	Kurt Wilson	UTL/RHP	R/R	6-2	210	Sr.*	5th Yr.	Arlington, Texas / Martin HS
9	Zac Vooletich	INF/OF	R/R	5-9	185	Jr.*	4th Yr. (1st at Tech)	San Antonio, Texas / Brandeis HS / Navarro College
10	Ty Coleman	INF/OF	R/R	5-8	190	Jr.*	4th Yr. (1st at Tech)	Midland, Texas / Midland Lee HS / Texas A&M
11	Andrew Devine	RHP	R/R	5-10	155	So.*	3rd Yr.	Simi Valley, Calif. / Simi Valley HS
13	Trevor Conley	C	L/R	5-10	195	Fr.	1st Yr.	Mt. Carmel, Ohio / West Clermont HS
14	Cooper Swanson	OF	R/R	6-0	205	Sr.*	5th Yr. (1st at Tech)	Fort Myers, Fla. / Canterbury HS / Florida State
15	Parker Kelly	INF	R/R	6-3	220	Sr.*	5th Yr.	Wichita Falls, Texas / Rider HS
16	Hayde Key	RHP	L/R	5-11	205	So.	2nd Yr.	Missouri City, Texas / Ridge Point HS
17	Drew Reynolds	C/INF	L/R	5-11	215	Fr.	1st Yr.	Chehalis, Wash. / W.F. West HS
18	Cole Stilwell	C/INF	R/R	6-1	215	Jr.*	4th Yr.	Rockwall, Texas / Heath HS
19	Easton Murrell	INF/OF	L/R	6-0	210	Sr.*	5th Yr. (4th at Tech)	Prosper, Texas / Prosper HS / Arkansas
20	Dalton Porter	OF	L/L	5-11	195	So.	2nd Yr. (1st at Tech)	Leander, Texas / Rouse HS / Texas
21	Mason Molina	LHP	R/L	6-2	220	Fr.	1st Yr.	Rancho Santa Margarita, Calif. / Trabuco Hills HS
25	Owen Washburn	RHP/OF	L/R	6-0	205	Fr.	1st Yr.	Webster, Wis. / Webster HS
28	Chase Hampton	RHP	R/R	6-2	225	So.	2nd Yr.	Kilgore, Texas / Kilgore HS
29	Jamie Hitt	LHP	L/L	6-0	190	R-Fr.	2nd Yr.	Magnolia, Texas / Concordia Lutheran HS
30	Bo Blessie	RHP	R/R	6-3	190	Jr.*	4th Yr. (1st at Tech)	Midland, Texas / Midland Lee HS / Nebraska / Midland College
31	Austin Becker	RHP	R/R	6-5	215	R-So.*	4th Yr. (3rd at Tech)	Sunbury, Ohio / Big Walnut HS / Vanderbilt
32	Trendan Parish	RHP	R/R	6-0	180	Fr.	1st Yr.	Poolville, Texas / Southwest Christian HS
33	Ryan Brome	INF/OF	L/R	5-11	225	Fr.	1st Yr.	Katy, Texas / Katy HS
34	Andrew Morris	RHP	R/R	6-0	195	Jr.*	4th Yr. (1st at Tech)	Boulder, Colo. / Monarch HS / Colorado Mesa
35	Garrett Crowley	LHP	L/L	6-3	220	Jr.*	4th Yr. (1st at Tech)	Queens, N.Y. / St. Francis Prep / Fordham
36	Shay Hartis	RHP	R/R	6-1	210	So.*	3rd Yr. (1st at Tech)	The Colony, Texas / The Colony HS / Grayson College
38	Tyler Hamilton	RHP	R/R	6-1	200	So.*	3rd Yr.	Dallas, Texas / Parish Episcopal HS
39	Jase Lopez	RHP	R/R	5-10	195	So.*	3rd Yr. (1st at Tech)	Brock, Texas / Brock HS / Weatherford JC
40	Brendan Girton	RHP	R/R	6-1	230	So.	2nd Yr.	Gage, Okla. / Shattuck HS
41	Sam Hunt	OF	L/L	6-0	185	R-Fr.	2nd Yr.	Flower Mound, Texas / Marcus HS
42	Kyle Robinson	RHP	R/R	6-4	210	Fr.	1st Yr.	Vienna, Va. / George C Marshall HS
43	Brendan Lysik	LHP	L/L	6-3	225	Fr.	1st Yr.	Waldwick, N.J. / St. Joseph Regional HS
44	Brandon Beckel	RHP	R/R	6-3	220	So.	2nd Yr.	San Antonio, Texas / Antonian College Prep HS
45	Derek Bridges	LHP	L/L	6-1	235	So.	2nd Yr.	Duncan, Okla. / Duncan HS
48	Brandon Birdsell	RHP	R/R	6-2	240	Jr.*	4th Yr. (2nd at Tech)	Willis, Texas / Willis HS / San Jacinto CC
49	Colin Clark	LHP	L/L	6-2	205	Sr.*	5th Yr. (1st at Tech)	Circleville, Ohio / Logan Elm / Youngstown State
52	Josh Sanders	RHP	R/R	6-3	180	So.	2nd Yr.	Yukon, Okla. / Yukon HS

* - indicates an additional year of eligibility was used in 2021 (i.e. player retained same class status, 2020-Fr. → 2021-Fr.)
measure was approved by the NCAA for competitions missed in the spring of 2020 due to the COVID-19 pandemic.

Alphabetical Roster

No.	Name	POS	No.	Name	POS
4	Kevin Bazzell	C	16	Hayde Key	RHP
44	Brandon Beckel	RHP	39	Jase Lopez	RHP
31	Austin Becker	RHP	43	Brendan Lysik	LHP
48	Brandon Birdsell	RHP	7	Cody Masters	OF
30	Bo Blessie	RHP	21	Mason Molina	LHP
45	Derek Bridges	LHP	34	Andrew Morris	RHP
33	Ryan Brome	INF/OF	19	Easton Murrell	INF/OF
3	Lauden Brooks	INF	32	Trendan Parish	RHP
1	Dillon Carter	OF	20	Dalton Porter	OF
49	Colin Clark	LHP	17	Drew Reynolds	C/INF
10	Ty Coleman	INF/OF	42	Kyle Robinson	RHP
13	Trevor Conley	C	52	Josh Sanders	RHP
35	Garrett Crowley	LHP	18	Cole Stilwell	C/INF
11	Andrew Devine	RHP	14	Cooper Swanson	OF
40	Brendan Girton	RHP	9	Zac Vooletich	INF/OF
38	Tyler Hamilton	RHP	25	Owen Washburn	RHP/OF
28	Chase Hampton	RHP	5	Hudson White	C/INF
36	Shay Hartis	RHP	8	Kurt Wilson	UTL/RHP
29	Jamie Hitt	LHP			
41	Sam Hunt	OF			
2	Jace Jung	INF			
15	Parker Kelly	INF			

PRONUNCIATION GUIDE

2	Jace JUNG	Young
19	Easton MURRELL	Merr-ELL
9	Zac VOOLETICH	Voo-leh-tiche
3	LAUDEN Brooks	Say like Cow, but an L in front of it ---- den
43	Brendan LYSIK	Lie-Sick
4	Kevin BAZZELL	Bah-zelle
35	Garrett CROWLEY	Crowe-lee
		Ow! That hurts!
18	Cole STILWELL	Still-well



Results/Attendance

Date	Opponent	Score	Inns	Overall	Conference	Pitcher of record	Attend	Time
Feb 18, 2022	vs Michigan	w 7-6	9	1-0-0	0-0-0	Hampton, C. (W 1-0)	7112	3:42
Feb 19, 2022	vs Auburn	L 1-2	9	1-1-0	0-0-0	Birdsell, B. (L 0-1)	0	2:43
Feb 20, 2022	vs #15 Arizona	L 2-13	9	1-2-0	0-0-0	Molina, M. (L 0-1)	0	3:36
Feb 22, 2022	DALLAS BAPTIST	w 8-4	9	2-2-0	0-0-0	Girton, B. (W 1-0)	3557	2:55
Feb 26, 2022	KENT STATE	w 10-7	9	3-2-0	0-0-0	Girton, B. (W 2-0)	3684	3:11
Feb 27, 2022	KENT STATE-1	w 8-1	9	4-2-0	0-0-0	Birdsell, B. (W 1-1)	-	3:12
Feb 27, 2022	KENT STATE-2	w 7-5	9	5-2-0	0-0-0	Lopez, J. (W 1-0)	3779	2:46
Mar 01, 2022	at Dallas Baptist	w 4-3	(10)	6-2-0	0-0-0	Hartis, S. (W 1-0)	1235	3:55
Mar 04, 2022	MERRIMACK	w 17-1	9	7-2-0	0-0-0	Morris, A. (W 1-0)	3942	3:12
Mar 05, 2022	MERRIMACK-1	w 21-5	9	8-2-0	0-0-0	Birdsell, B. (W 2-1)	-	3:28
Mar 05, 2022	MERRIMACK-2	w 20-2	9	9-2-0	0-0-0	Molina, M. (W 1-1)	4031	3:18
Mar 06, 2022	MERRIMACK	w 12-4	9	10-2-0	0-0-0	Becker, A. (W 1-0)	3394	3:11
Mar 08, 2022	vs #23 Mississippi State	L 5-9	9	10-3-0	0-0-0	Hampton, C. (L 1-1)	5799	3:01
Mar 09, 2022	vs #23 Mississippi State	w 7-2	9	11-3-0	0-0-0	Hitt, J. (W 1-0)	5382	3:05
Mar 11, 2022	at Rice	w 10-1	9	12-3-0	0-0-0	Morris, A. (W 2-0)	2099	3:13
Mar 12, 2022	at Rice	w 3-2	9	13-3-0	0-0-0	Parish, T. (W 1-0)	2579	2:55
Mar 13, 2022	at Rice	w 7-4	9	14-3-0	0-0-0	Robinson, K. (W 1-0)	2547	3:24
Mar 15, 2022	NEW MEXICO	w 28-2	9	15-3-0	0-0-0	Hampton, C. (W 2-1)	4253	3:25
Mar 16, 2022	NEW MEXICO	w 11-5	9	16-3-0	0-0-0	Girton, B. (W 3-0)	3967	3:17
Mar 19, 2022	at IOWA	w 11-3	9	17-3-0	0-0-0	Birdsell, B. (W 3-1)	1043	3:17
Mar 20, 2022	at IOWA	L 3-6	9	17-4-0	0-0-0	Molina, M. (L 1-2)	1290	2:43
Mar 22, 2022	CALIFORNIA BAPTIST	w 6-3	9	18-4-0	0-0-0	Hampton, C. (W 3-1)	3092	2:36
* Mar 25, 2022	#2 TEXAS	w 5-4	(10)	19-4-0	1-0-0	Sanders, J. (W 1-0)	4432	3:27
* Mar 26, 2022	#2 TEXAS	w 16-12	(10)	20-4-0	2-0-0	Bridges, D. (W 1-0)	4432	4:37
* Mar 27, 2022	#2 TEXAS	L 1-12	7	20-5-0	2-1-0	Molina, M. (L 1-3)	4432	2:37
Mar 29, 2022	STEPHEN F. AUSTIN	w 19-1	9	21-5-0	2-1-0	Devine, A. (W 1-0)	3500	3:06
Mar 30, 2022	STEPHEN F. AUSTIN	w 13-5	9	22-5-0	2-1-0	Becker, A. (W 2-0)	3502	2:57

() extra inning game

Season Stats



2022 Texas Tech Baseball
Overall Statistics for Texas Tech (as of Mar 31, 2022)
(All games Sorted by Batting avg)



Record: 22-5 Home: 15-1 Away: 5-1 Neutral: 2-3 Conference: 2-1

Player	avg	gp-gs	ab	r	h	2b	3b	hr	rbi	tb	slg%	bb	hp	so	gdp	ob%	sf	sh	sb-att	po	a	e	fld%
2 Jace Jung	.384	27-27	99	34	38	11	1	6	29	69	.697	27	3	17	2	.523	1	0	3-3	49	54	1	.990
10 Ty Coleman	.350	21-20	80	16	28	7	0	6	28	53	.663	5	2	10	2	.402	0	1	0-0	0	0	0	.000
25 Owen Washburn	.347	27-27	95	24	33	5	1	2	23	46	.484	20	2	24	1	.462	2	0	2-2	35	3	0	1.000
15 Parker Kelly	.322	26-25	90	24	29	5	1	7	31	57	.633	14	3	33	1	.426	1	1	3-3	18	51	3	.958
8 Kurt Wilson	.303	27-27	99	29	30	4	3	5	29	55	.556	19	0	24	2	.408	2	0	3-3	23	55	4	.951
18 Cole Stilwell	.294	27-27	109	31	32	5	2	2	20	47	.431	18	4	14	0	.400	4	0	0-0	232	11	2	.992
5 Hudson White	.222	26-25	90	21	20	5	0	2	16	31	.344	16	3	15	1	.351	2	1	3-3	218	21	2	.992
1 Dillon Carter	.160	25-25	81	23	13	2	1	2	12	23	.284	18	4	40	0	.340	0	2	4-5	49	1	2	.962

17 Drew Reynolds	.571	7-0	7	6	4	1	0	0	3	5	.714	3	0	2	0	.700	0	0	0-0	8	2	0	1.000
19 Easton Murrell	.410	15-13	39	16	16	3	0	4	8	31	.795	9	7	9	0	.582	0	0	1-1	8	3	0	1.000
41 Sam Hunt	.385	8-2	13	4	5	2	0	0	7	7	.538	0	1	3	0	.400	1	0	1-1	14	0	0	1.000
7 Cody Masters	.333	3-0	3	3	1	0	0	1	4	4	1.333	0	0	1	0	.333	0	0	0-0	0	0	0	.000
33 Ryan Brome	.286	9-1	14	4	4	1	0	0	4	5	.357	2	2	6	0	.444	0	0	0-0	7	0	0	1.000
9 Zac Vooletich	.282	13-8	39	13	11	6	0	0	15	17	.436	9	1	6	1	.429	0	0	0-0	6	2	0	1.000
3 Lauden Brooks	.273	8-0	11	4	3	0	0	0	1	3	.273	1	0	3	0	.308	1	0	1-1	1	4	1	.833
20 Dalton Porter	.213	20-11	47	4	10	2	0	1	11	15	.319	3	2	15	0	.263	5	0	2-2	18	0	1	.947
14 Cooper Swanson	.125	9-3	16	3	2	1	0	0	2	3	.188	4	0	9	0	.300	0	0	0-0	5	0	1	.833
13 Trevor Conley	.000	7-2	7	3	0	0	0	0	0	0	.000	3	0	1	0	.300	0	1	0-0	24	2	3	.897
11 Andrew Devine	.000	1-0	0	0	0	0	0	0	0	0	.000	0	0	0	0	.000	0	0	0-0	0	0	0	.000
Totals	.297	27	939	262	279	60	9	38	243	471	.502	171	34	232	10	.416	19	6	23-24	723	232	21	.978
Opponents	.229	27	905	124	207	55	3	25	122	343	.379	97	21	295	7	.314	12	6	20-26	690	189	25	.972

LOB - Team (217), Opp (194). DPs turned - Team (8), Opp (15). IBB - Team (2), Jung, Ja. 2. Picked off - Kelly, P. 1.

(All games Sorted by Earned run avg)

Player	era	w-l	app	gs	cg	sho	sv	ip	h	r	er	bb	so	2b	3b	hr	b/avg	wp	hp	bks	sfa	sha
48 Brandon Birdsell	2.70	3-1	6	6	0	0/0	0	30.0	25	10	9	8	50	4	0	3	.221	8	2	1	1	1
34 Andrew Morris	4.13	2-0	6	5	0	0/0	0	28.1	27	13	13	13	39	8	0	4	.248	2	3	0	1	0

45 Derek Bridges	0.00	1-0	13	0	0	0/0	0	10.1	7	1	0	4	11	3	0	0	.194	2	1	0	0	0
36 Shay Hartis	2.79	1-0	7	0	0	0/0	0	9.2	8	3	3	0	10	4	0	0	.222	0	1	0	0	1
49 Colin Clark	3.27	0-0	7	0	0	0/0	0	11.0	7	4	4	3	12	2	0	1	.179	0	1	0	1	0
21 Mason Molina	3.28	1-3	6	6	0	0/0	0	24.2	15	10	9	16	31	5	0	2	.183	1	1	1	4	2
40 Brendan Girton	4.08	3-0	9	0	0	0/0	0	17.2	10	9	8	7	18	4	0	1	.159	2	0	1	1	0
32 Trendan Parish	4.11	1-0	11	0	0	0/0	5	15.1	15	7	7	1	18	1	0	4	.250	0	0	0	1	0
28 Chase Hampton	4.12	3-1	6	5	0	0/0	0	24.0	15	11	11	9	27	3	0	4	.183	1	2	0	0	0
31 Austin Becker	4.50	2-0	4	3	0	0/0	0	10.0	10	5	5	7	13	2	0	1	.263	3	2	0	0	0
52 Josh Sanders	5.02	1-0	8	0	0	0/0	1	14.1	15	9	8	3	18	2	1	0	.259	1	1	0	1	0
29 Jamie Hitt	5.84	1-0	9	1	0	0/0	0	12.1	12	8	8	5	10	3	0	0	.245	1	3	0	1	0
11 Andrew Devine	6.00	1-0	4	1	0	0/0	0	6.0	7	6	4	4	8	2	0	2	.269	1	2	0	0	1
44 Brandon Beckel	6.23	0-0	7	0	0	0/0	0	8.2	8	6	6	2	14	4	0	1	.222	1	0	0	0	0
30 Bo Blessie	7.11	0-0	5	0	0	0/0	0	6.1	6	5	5	5	8	3	0	0	.240	2	0	0	0	0
42 Kyle Robinson	8.44	1-0	6	0	0	0/0	0	5.1	8	5	5	2	2	1	0	2	.364	2	1	0	0	1
38 Tyler Hamilton	9.00	0-0	1	0	0	0/0	0	1.0	1	1	1	2	0	1	0	0	.333	0	0	0	1	0
39 Jase Lopez	12.00	1-0	7	0	0	0/0	0	6.0	11	8	8	3	6	3	2	0	.393	1	1	0	0	0
35 Garrett Crowley	99.00	0-0	1	0	0	0/0	0	0.0	0	3	3	3	0	0	0	0		0	0	0	0	0
Totals	4.37	22-5	27	27	0	0/0	6	241.0	207	124	117	97	295	55	3	25	.229	28	21	3	12	6
Opponents	9.59	5-22	27	27	0	0/0	1	230.0	279	262	245	171	232	60	9	38	.297	38	34	1	19	6

PB - Team (3), White, H. 1, Stilwell, C. 1, Conley, T. 1, Opp (5). Pickoffs - Team (2), White, H. 1, Becker, A. 1, Opp (1).
 SBA/ATT - White, H. (12-16), Stilwell, C. (8-10), Birdsell, B. (4-6), Molina, M. (3-4), Girton, B. (3-3), Morris, A. (2-3),
 Becker, A. (2-2), Devine, A. (2-2), Hampton, C. (2-2), Robinson, K. (0-1), Lopez, J. (0-1), Beckel, B. (1-1), Bridges, D.
 (1-1)

Season Stats



**2022 Texas Tech Baseball
Overall Statistics for Texas Tech (as of Mar 31, 2022)
(All games Sorted by Fielding pct)**



Player	c	po	a	e	fld%	dp	sba	csb	sba%	pb	ci
25 Owen Washburn	38	35	3	0	1.000	0	0	0	---	0	0
41 Sam Hunt	14	14	0	0	1.000	0	0	0	---	0	0
19 Easton Murrell	11	8	3	0	1.000	0	0	0	---	0	0
17 Drew Reynolds	10	8	2	0	1.000	0	0	0	---	0	0
9 Zac Vooletich	8	6	2	0	1.000	0	0	0	---	0	0
33 Ryan Brome	7	7	0	0	1.000	0	0	0	---	0	0
36 Shay Hartis	4	2	2	0	1.000	0	0	0	---	0	0
34 Andrew Morris	4	1	3	0	1.000	0	2	1	.667	0	0
40 Brendan Girton	3	1	2	0	1.000	0	3	0	1.000	0	0
49 Colin Clark	3	1	2	0	1.000	0	0	0	---	0	0
52 Josh Sanders	3	1	2	0	1.000	1	0	0	---	0	0
29 Jamie Hitt	2	1	1	0	1.000	0	0	0	---	0	0
42 Kyle Robinson	2	0	2	0	1.000	0	0	1	.000	0	0
28 Chase Hampton	2	0	2	0	1.000	0	2	0	1.000	0	0
31 Austin Becker	1	0	1	0	1.000	0	2	0	1.000	0	0
32 Trendan Parish	1	0	1	0	1.000	0	0	0	---	0	0
45 Derek Bridges	1	0	1	0	1.000	0	1	0	1.000	0	0
30 Bo Blessie	1	0	1	0	1.000	0	0	0	---	0	0
44 Brandon Beckel	1	0	1	0	1.000	0	1	0	1.000	0	0
21 Mason Molina	1	0	1	0	1.000	0	3	1	.750	0	0
18 Cole Stilwell	245	232	11	2	.992	8	8	2	.800	1	0
5 Hudson White	241	218	21	2	.992	0	12	4	.750	1	0
2 Jace Jung	104	49	54	1	.990	6	0	0	---	0	0
1 Dillon Carter	52	49	1	2	.962	0	0	0	---	0	0
15 Parker Kelly	72	18	51	3	.958	2	0	0	---	0	0
8 Kurt Wilson	82	23	55	4	.951	4	0	0	---	0	0
20 Dalton Porter	19	18	0	1	.947	0	0	0	---	0	0
13 Trevor Conley	29	24	2	3	.897	0	0	0	---	1	0
3 Lauden Brooks	6	1	4	1	.833	1	0	0	---	0	0
14 Cooper Swanson	6	5	0	1	.833	0	0	0	---	0	0
48 Brandon Birdsell	3	1	1	1	.667	0	4	2	.667	0	0
10 Ty Coleman	0	0	0	0	.000	0	0	0	---	0	0
11 Andrew Devine	0	0	0	0	.000	0	2	0	1.000	0	0
39 Jase Lopez	0	0	0	0	.000	0	0	1	.000	0	0
35 Garrett Crowley	0	0	0	0	.000	0	0	0	---	0	0
38 Tyler Hamilton	0	0	0	0	.000	0	0	0	---	0	0
7 Cody Masters	0	0	0	0	.000	0	0	0	---	0	0
Totals	976	723	232	21	.978	8	20	6	.769	3	0
Opponents	904	690	189	25	.972	15	23	1	.958	5	0

Hitting minimums - 2.5 TPA/Game

Pitching minimums - 1.0 IP/Game

Season Stats (Previous Midweek Series - vs. Stephen F. Austin)



2022 Texas Tech Baseball
Overall Statistics for Texas Tech (as of Mar 31, 2022)
(SFA series stats Sorted by Batting avg)



Record: 2-0 Home: 2-0 Away: 0-0 Conference: 0-0

Player	avg	gp-gs	ab	r	h	2b	3b	hr	rbi	tb	slg%	bb	hp	so	gdp	ob%	sf	sh	sb-att	po	a	e	fld%
2 Jace Jung	.667	2-2	9	7	6	4	0	1	6	13	1.444	2	0	2	1	.727	0	0	0-0	3	5	0	1.000
18 Cole Stilwell	.571	2-2	7	6	4	1	1	0	1	7	1.000	3	0	0	0	.636	1	0	0-0	20	0	0	1.000
10 Ty Coleman	.556	2-2	9	3	5	1	0	2	7	12	1.333	0	0	0	0	.556	0	0	0-0	0	0	0	.000
41 Sam Hunt	.500	2-2	8	2	4	2	0	0	3	6	.750	0	1	1	0	.556	0	0	0-0	10	0	0	1.000
15 Parker Kelly	.500	2-2	8	3	4	0	1	1	2	9	1.125	1	0	1	0	.556	0	0	0-0	0	5	0	1.000
8 Kurt Wilson	.429	2-2	7	2	3	1	0	2	4	10	1.429	0	0	4	0	.375	1	0	0-0	0	4	1	.800
25 Owen Washburn	.300	2-2	10	1	3	1	0	0	2	4	.400	0	0	0	0	.300	0	0	0-0	4	0	0	1.000
19 Easton Murrell	.250	2-2	8	3	2	1	0	1	1	6	.750	0	1	0	0	.333	0	0	0-0	0	0	0	.000
5 Hudson White	.143	2-2	7	2	1	0	0	0	0	1	.143	2	0	1	1	.333	0	0	0-0	12	0	0	1.000

9 Zac Vooletich	1.000	1-0	1	1	1	1	0	0	0	2	2.000	0	0	0	0	1.000	0	0	0-0	0	0	0	.000
7 Cody Masters	.500	2-0	2	2	1	0	0	1	4	4	2.000	0	0	1	0	.500	0	0	0-0	0	0	0	.000
3 Lauden Brooks	.500	2-0	2	0	1	0	0	0	1	1	.500	0	0	1	0	.333	1	0	0-0	1	0	0	1.000
20 Dalton Porter	.000	1-0	1	0	0	0	0	0	0	0	.000	0	0	0	0	.000	0	0	0-0	0	0	0	.000
33 Ryan Brome	.000	1-0	0	0	0	0	0	0	0	0	.000	0	0	0	0	.000	0	0	0-0	1	0	0	1.000
13 Trevor Conley	.000	2-0	0	0	0	0	0	0	0	0	.000	0	0	0	0	.000	0	0	0-0	3	1	0	1.000
Totals	.443	2	79	32	35	12	2	8	31	75	.949	8	2	11	2	.489	3	0	0-0	54	16	1	.986
Opponents	.185	2	65	6	12	2	0	1	6	17	.262	5	3	21	0	.270	1	1	4-4	48	13	2	.968

LOB - Team (12), Opp (15). DPs turned - Team (0), Opp (3).

(SFA series stats Sorted by Earned run avg)

Player	era	w-l	app	gs	cg	sho	sv	ip	h	r	er	bb	so	2b	3b	hr	b/avg	wp	hp	bk	sfa	sha
49 Colin Clark	0.00	0-0	1	0	0	0/0	0	3.0	1	0	0	0	3	0	0	0	.100	0	0	0	0	0
32 Trendan Parish	0.00	0-0	1	0	0	0/0	0	2.0	2	0	0	0	0	0	0	0	.250	0	0	0	0	0
36 Shay Hartis	0.00	0-0	1	0	0	0/0	0	2.0	0	0	0	0	4	0	0	0	.000	0	0	0	0	0
44 Brandon Beckel	0.00	0-0	1	0	0	0/0	0	2.0	0	0	0	0	4	0	0	0	.000	0	0	0	0	0
31 Austin Becker	2.25	1-0	1	1	0	0/0	0	4.0	4	1	1	3	4	0	0	0	.250	0	0	0	0	0
11 Andrew Devine	2.25	1-0	1	1	0	0/0	0	4.0	2	1	1	1	5	1	0	1	.154	0	2	0	0	1

29 Jamie Hitt	0.00	0-0	1	0	0	0/0	0	0.2	0	0	0	0	1	0	0	0	.000	0	0	0	1	0
39 Jase Lopez	99.00	0-0	1	0	0	0/0	0	0.1	3	4	4	1	0	1	0	0	.750	1	1	0	0	0
Totals	3.00	2-0	2	2	0	0/0	0	18.0	12	6	6	5	21	2	0	1	.185	1	3	0	1	1
Opponents	18.00	0-2	2	2	0	0/0	0	16.0	35	32	32	8	11	12	2	8	.443	3	2	1	3	0

PB - Team (0), Opp (2). SBA/ATT - Stilwell, C. (2-2), White, H. (2-2), Devine, A. (2-2), Becker, A. (2-2).



Season Stats (Previous Weekend Series - vs. Texas)

2022 Texas Tech Baseball
Overall Statistics for Texas Tech (as of Mar 27, 2022)
(Texas Series Stats Sorted by Batting avg)

Record: 2-1 Home: 2-1 Away: 0-0 Conference: 2-1

Player	avg	gp-gs	ab	r	h	2b	3b	hr	rbi	tb	slg%	bb	hp	so	gdp	ob%	sf	sh	sb-att	po	a	e	fld%
19 Easton Murrell	.500	3-3	12	4	6	2	0	2	4	14	1.167	0	2	4	0	.571	0	0	0-0	6	0	0	1.000
25 Owen Washburn	.333	3-3	9	2	3	0	0	0	2	3	.333	3	0	4	0	.500	0	0	0-0	0	0	0	.000
18 Cole Stilwell	.308	3-3	13	2	4	0	0	0	2	4	.308	1	0	0	0	.357	0	0	0-0	32	3	0	1.000
5 Hudson White	.250	3-3	8	3	2	0	0	1	3	5	.625	1	1	1	0	.364	1	1	1-1	23	3	0	1.000
15 Parker Kelly	.200	3-3	10	2	2	2	0	0	2	4	.400	2	0	5	1	.333	0	0	0-0	2	7	0	1.000
8 Kurt Wilson	.200	3-3	10	4	2	0	1	1	4	7	.700	3	0	2	1	.385	0	0	1-1	2	7	0	1.000
10 Ty Coleman	.182	3-3	11	1	2	0	0	0	1	2	.182	0	1	2	0	.250	0	0	0-0	0	0	0	.000
2 Jace Jung	.100	3-3	10	3	1	0	0	1	2	4	.400	2	0	2	1	.231	1	0	0-0	6	6	0	1.000
1 Dillon Carter	.000	3-3	10	0	0	0	0	0	1	0	.000	0	0	5	0	.000	0	1	0-1	8	1	0	1.000

7 Cody Masters	.000	1-0	1	1	0	0	0	0	0	0	.000	0	0	0	0	.000	0	0	0-0	0	0	0	.000
41 Sam Hunt	.000	1-0	0	0	0	0	0	0	0	0	.000	0	0	0	0	.000	0	0	0-0	0	0	0	.000
20 Dalton Porter	.000	2-0	0	0	0	0	0	0	0	0	.000	0	0	0	0	.000	0	0	0-0	0	0	0	.000
Totals	.234	3	94	22	22	4	1	5	21	43	.457	12	4	25	3	.339	2	2	2-3	81	30	0	1.000
Opponents	.402	3	122	28	49	14	1	11	28	98	.803	12	0	30	1	.452	1	4	0-1	79	30	1	.991

LOB - Team (13), Opp (30). DPs turned - Team (1), Opp (3). Picked off - Kelly, P. 1.

(Texas Series Stats Sorted by Earned run avg)

Player	era	w-l	app	gs	cg	sho	sv	ip	h	r	er	bb	so	2b	3b	hr	b/avg	wp	hp	bk	sfa	sha
34 Andrew Morris	1.50	0-0	1	1	0	0/0	0	6.0	6	1	1	4	7	2	0	1	.261	0	0	0	0	0
52 Josh Sanders	5.40	1-0	2	0	0	0/0	0	3.1	5	2	2	0	5	2	0	0	.333	0	0	0	0	0
21 Mason Molina	5.79	0-1	1	1	0	0/0	0	4.2	5	3	3	2	4	1	0	2	.313	0	0	0	1	1
48 Brandon Birdsell	7.20	0-0	1	1	0	0/0	0	5.0	10	4	4	0	7	2	0	3	.417	1	0	1	0	1

45 Derek Bridges	0.00	1-0	2	0	0	0/0	0	1.2	2	0	0	0	0	1	0	0	.333	0	0	0	0	0
36 Shay Hartis	0.00	0-0	1	0	0	0/0	0	1.0	1	0	0	0	0	1	0	0	.333	0	0	0	0	1
30 Bo Blessie	6.75	0-0	1	0	0	0/0	0	1.1	1	1	1	3	3	1	0	0	.200	0	0	0	0	0
49 Colin Clark	9.00	0-0	1	0	0	0/0	0	1.0	2	1	1	0	1	0	0	1	.400	0	0	0	0	0
29 Jamie Hitt	27.00	0-0	1	0	0	0/0	0	1.0	3	3	3	1	0	1	0	0	.500	1	0	0	0	0
44 Brandon Beckel	36.00	0-0	1	0	0	0/0	0	1.0	4	4	4	2	3	1	0	1	.571	0	0	0	0	0
39 Jase Lopez	40.50	0-0	1	0	0	0/0	0	0.2	4	3	3	0	0	1	1	0	.667	0	0	0	0	0
42 Kyle Robinson	99.00	0-0	1	0	0	0/0	0	0.1	4	4	4	0	0	1	0	1	1.000	0	0	0	0	1
32 Trendan Parish	99.00	0-0	1	0	0	0/0	0	0.0	2	2	2	0	0	0	0	2	1.000	0	0	0	0	0
Totals	9.33	2-1	3	3	0	0/0	0	27.0	49	28	28	12	30	14	1	11	.402	2	0	1	1	4
Opponents	7.18	1-2	3	3	0	0/0	0	26.1	22	22	21	12	25	4	1	5	.234	2	4	0	2	2

Pickoffs - Team (0), Opp (1). SBA/ATT - Molina, M. (0-1), White, H. (0-1).



Game-By-Game Offensive Stats

2022 Texas Tech Baseball
Team Game-by-Game for Texas Tech (as of Mar 31, 2022)
Batting (All games)

Date	Opponent	ab	r	h	rbi	2b	3b	hr	tb	bb	ibb	sb	cs	hbp	sac	sf	gdp	k	po	a	e	lob	avg
Feb 18	vs Michigan	34	7	9	6	0	1	0	11	8	0	2	0	4	0	1	0	11	27	9	1	14	.265
Feb 19	vs Auburn	26	1	3	1	0	0	0	3	7	0	0	0	1	0	1	0	8	24	14	0	7	.200
Feb 20	vs Arizona	31	2	5	2	0	0	0	5	4	0	0	0	0	0	0	0	12	27	6	0	6	.187
Feb 22	DALLAS BAPTIST	32	8	10	7	2	0	0	12	7	0	1	0	1	0	0	2	5	27	6	1	8	.220
Feb 26	KENT STATE	29	10	5	10	1	0	1	9	10	1	1	0	2	1	0	0	9	27	3	0	8	.211
Feb 27	KENT STATE	35	8	12	8	4	0	1	19	4	0	0	0	1	0	1	0	5	27	9	2	9	.235
Feb 27	KENT STATE	32	7	8	7	0	0	3	17	3	0	1	0	2	0	0	0	8	27	6	0	6	.237
Mar 01	at Dallas Baptist	35	4	6	4	1	0	1	10	6	0	0	0	1	0	1	0	13	30	5	0	9	.228
Mar 04	MERRIMACK	37	17	16	17	2	0	0	18	11	0	0	0	2	0	2	0	3	27	11	0	11	.254
Mar 05	MERRIMACK	36	21	13	21	2	0	3	24	18	0	2	0	3	0	1	0	4	27	10	1	13	.266
Mar 05	MERRIMACK	43	20	20	19	3	0	3	32	7	0	1	0	0	0	1	0	6	27	10	0	7	.289
Mar 06	MERRIMACK	37	12	13	11	3	1	2	24	6	0	5	0	2	0	0	0	2	27	12	1	9	.295
Mar 08	vs Mississippi State	35	5	8	5	2	1	2	18	3	0	2	0	0	0	1	0	16	24	4	0	7	.290
Mar 09	vs Mississippi State	35	7	8	6	0	1	2	16	6	0	0	0	1	1	0	0	11	27	9	2	9	.285
Mar 11	at Rice	36	10	9	7	2	0	1	14	8	0	2	0	2	1	0	0	10	27	8	2	10	.283
Mar 12	at Rice	33	3	5	3	2	0	0	7	2	0	0	0	0	0	1	0	13	27	3	4	6	.275
Mar 13	at Rice	37	7	13	6	5	0	0	18	4	0	0	0	2	1	0	1	9	27	7	1	10	.280
Mar 15	NEW MEXICO	47	28	25	27	7	0	1	35	13	0	0	0	2	0	2	1	7	27	16	2	12	.298
Mar 16	NEW MEXICO	37	11	13	9	4	0	0	17	7	0	3	0	1	0	0	0	6	27	9	0	10	.301
Mar 19	at IOWA	36	11	8	7	3	1	2	19	8	1	1	0	0	0	1	0	15	27	7	1	7	.297
Mar 20	at IOWA	32	3	4	3	0	0	2	10	2	0	0	0	1	0	0	0	17	24	10	1	5	.290
Mar 22	CALIFORNIA BAPT	31	6	9	5	1	1	1	15	7	0	0	0	0	0	1	1	6	27	12	1	9	.290
*Mar 25	TEXAS	31	5	3	4	0	0	3	12	3	0	2	1	0	1	0	0	10	30	8	0	1	.282
*Mar 26	TEXAS	38	16	13	16	3	1	2	24	7	0	0	0	4	0	1	3	7	30	11	0	5	.285
*Mar 27	TEXAS	25	1	6	1	1	0	0	7	2	0	0	0	0	1	1	0	8	21	11	0	7	.284
Mar 29	STEPHEN F. AUSTI	47	19	23	18	10	2	5	52	3	0	0	0	0	0	1	1	8	27	12	1	8	.294
Mar 30	STEPHEN F. AUSTI	32	13	12	13	2	0	3	23	5	0	0	0	2	0	2	1	3	27	4	0	4	.297
Totals		939	262	279	243	60	9	38	471	171	2	23	1	34	6	19	10	232	723	232	21	217	.297



Multis/Streaks

Multiple Hit Games	2	3	4	5+	Total
18 Cole Stilwell	8	3	-	-	11
2 Jace Jung	5	5	-	1	11
8 Kurt Wilson	8	-	1	-	9
25 Owen Washburn	5	3	-	-	8
15 Parker Kelly	5	3	-	-	8
10 Ty Coleman	5	1	1	-	7
5 Hudson White	3	2	-	-	5
19 Easton Murrell	3	1	-	-	4
9 Zac Vooletich	2	1	-	-	3
20 Dalton Porter	2	1	-	-	3
1 Dillon Carter	1	1	-	-	2
41 Sam Hunt	2	-	-	-	2
17 Drew Reynolds	-	1	-	-	1
3 Lauden Brooks	1	-	-	-	1
33 Ryan Brome	1	-	-	-	1
TEAM	51	22	2	1	76

Multiple RBI Games	2	3	4	5+	Total
15 Parker Kelly	7	-	1	1	9
2 Jace Jung	5	2	-	1	8
8 Kurt Wilson	3	3	1	1	8
25 Owen Washburn	5	3	-	-	8
10 Ty Coleman	3	-	3	1	7
18 Cole Stilwell	6	1	-	-	7
5 Hudson White	5	1	-	-	6
9 Zac Vooletich	2	-	1	1	4
1 Dillon Carter	2	1	-	-	3
20 Dalton Porter	1	1	-	-	2
41 Sam Hunt	-	2	-	-	2
19 Easton Murrell	-	1	-	-	1
7 Cody Masters	-	-	1	-	1
33 Ryan Brome	-	1	-	-	1
14 Cooper Swanson	1	-	-	-	1
17 Drew Reynolds	1	-	-	-	1
TEAM	41	16	7	5	69

Hitting Streaks	Longest	Current
10 Ty Coleman	13	4
8 Kurt Wilson	12	2
15 Parker Kelly	11	2
18 Cole Stilwell	6	4
25 Owen Washburn	6	4
19 Easton Murrell	5	-
2 Jace Jung	5	2
9 Zac Vooletich	4	1
5 Hudson White	4	1
1 Dillon Carter	4	-
41 Sam Hunt	2	2
20 Dalton Porter	2	-
3 Lauden Brooks	2	-
14 Cooper Swanson	1	-
33 Ryan Brome	1	-
17 Drew Reynolds	1	-
7 Cody Masters	1	1

Reached Base Streaks	Longest	Current
18 Cole Stilwell	19	4
8 Kurt Wilson	17	5
19 Easton Murrell	15	15
10 Ty Coleman	13	4
15 Parker Kelly	12	4
2 Jace Jung	11	2
25 Owen Washburn	11	11
1 Dillon Carter	11	-
9 Zac Vooletich	6	1
5 Hudson White	6	2
33 Ryan Brome	5	-
17 Drew Reynolds	3	-
20 Dalton Porter	2	-
3 Lauden Brooks	2	-
14 Cooper Swanson	2	-
13 Trevor Conley	2	-
41 Sam Hunt	2	2
7 Cody Masters	1	1



Texas Tech when...

Score by innings	1	2	3	4	5	6	7	8	9	EX	Total
Texas Tech	33	37	25	19	33	32	27	44	5	7	262
Opponents	8	11	6	25	14	11	18	16	14	1	124
Record when ...											
Overall			22-5					After 6 leading			18-0
Conference			2-1				 trailing			4-5
Non-Conference			20-4				 tied			0-0
Home games			15-1					After 7 leading			18-0
Away games			5-1				 trailing			3-4
Neutral site			2-3				 tied			1-0
Day games			15-4					After 8 leading			17-0
Night games			7-1				 trailing			1-4
vs Left starter			3-1				 tied			4-0
vs Right starter			19-4								
1-Run games			4-1					Hit 0 home runs			6-3
2-Run games			1-0					... 1 home run			6-0
5+Run games			12-2					... 2+ home runs			10-2
Extra innings			3-0								
Shutouts			0-0					Opponent 0 home runs			12-1
							 1 home run			6-3
Scoring 0-2 runs			0-3				 2+ HRs			4-1
..... 3-5 runs			3-2								
..... 6-9 runs			7-0					Made 0 errors			9-4
..... 10+ runs			12-0				 1 error			8-1
							 2+ errors			5-0
Opponent 0-2 runs			8-1								
..... 3-5 runs			11-0					Opp. made 0 errors			8-3
..... 6-9 runs			2-2				 1 error			8-2
..... 10+ runs			1-2				 2+ errors			6-0
Scored in 1st inning			13-0					Out-hit opponent			16-0
Opp. scored in 1st			6-0					Out-hit by opponent			4-3
Scores first			15-2					Hits are tied			2-2
Opp. scores first			7-3								

Record when team scores:

Runs	0	1	2	3	4	5	6	7	8	9	10+
W-L	0-0	0-2	0-1	1-1	1-0	1-1	1-0	4-0	2-0	0-0	12-0

Record when opponent scores:

Runs	0	1	2	3	4	5	6	7	8	9	10+
W-L	0-0	4-0	4-1	3-0	4-0	4-0	1-1	1-0	0-0	0-1	1-2

Record when leading after:

Inn.	1	2	3	4	5	6	7	8
W-L	13-0	16-1	16-1	16-0	16-0	18-0	18-0	17-0

Record when trailing after:

Inn.	1	2	3	4	5	6	7	8
W-L	2-0	3-2	2-1	4-2	5-4	4-5	3-4	1-4

Record when tied after:

Inn.	1	2	3	4	5	6	7	8
W-L	7-5	3-2	4-3	2-3	1-1	0-0	1-0	4-0

Current winning streak: 2

Longest winning streak: 9

Longest losing streak: 2

Home attendance : 53997 (14 dates avg = 3856)

Away attendance : 29086 (11 dates avg = 2644)

Total attendance: 83083 (25 dates avg = 3323)



Team Game Highs in 2022

Batting

At bats:	47	-	vs New Mexico (Mar 15, 2022)
	47	-	vs Stephen F. Austin (Mar 29, 2022)
Runs scored:	28	-	vs New Mexico (Mar 15, 2022)
Hits:	25	-	vs New Mexico (Mar 15, 2022)
RBIs:	27	-	vs New Mexico (Mar 15, 2022)
Doubles:	10	-	vs Stephen F. Austin (Mar 29, 2022)
Triples:	2	-	vs Stephen F. Austin (Mar 29, 2022)
Home runs:	5	-	vs Stephen F. Austin (Mar 29, 2022)
Total bases:	52	-	vs Stephen F. Austin (Mar 29, 2022)
Walks:	18	-	vs Merrimack (Mar 05, 2022)
Strikeouts:	17	-	at Iowa (Mar 20, 2022)
Sac hits:	1	-	(6 times)
Sac flies:	2	-	vs Merrimack (Mar 04, 2022)
	2	-	vs New Mexico (Mar 15, 2022)
	2	-	vs Stephen F. Austin (Mar 30, 2022)
Stolen bases:	5	-	vs Merrimack (Mar 06, 2022)
Hit by pitch:	4	-	vs Michigan (Feb 18, 2022 at Arlington, TX)
	4	-	vs Texas (Mar 26, 2022)
Caught stealing:	1	-	vs Texas (Mar 25, 2022)
Runners LOB:	14	-	vs Michigan (Feb 18, 2022 at Arlington, TX)
Hit into DP:	3	-	vs Texas (Mar 26, 2022)

Fielding

Putouts:	30	-	at Dallas Baptist (Mar 01, 2022)
	30	-	vs Texas (Mar 25, 2022)
	30	-	vs Texas (Mar 26, 2022)
Assists:	16	-	vs New Mexico (Mar 15, 2022)
Errors:	4	-	at Rice (Mar 12, 2022)
Passed balls:	1	-	vs Kent State (Feb 27, 2022)
	1	-	vs Merrimack (Mar 05, 2022)
	1	-	at Iowa (Mar 20, 2022)
DPs turned:	2	-	vs California Baptist (Mar 22, 2022)

Pitching

Innings pitched:	10.0	-	at Dallas Baptist (Mar 01, 2022)
	10.0	-	vs Texas (Mar 25, 2022)
	10.0	-	vs Texas (Mar 26, 2022)
Runs allowed:	13	-	vs Arizona (Feb 20, 2022 at Arlington, TX)
Earned runs:	13	-	vs Arizona (Feb 20, 2022 at Arlington, TX)
Walks allowed:	6	-	vs Merrimack (Mar 05, 2022)
	6	-	vs Merrimack (Mar 05, 2022)
	6	-	vs Texas (Mar 26, 2022)
Strikeouts:	19	-	at Rice (Mar 12, 2022)
Hits allowed:	21	-	vs Texas (Mar 26, 2022)
Doubles allowed:	7	-	vs Arizona (Feb 20, 2022 at Arlington, TX)
	7	-	vs Texas (Mar 26, 2022)
Triples allowed:	1	-	vs Merrimack (Mar 05, 2022)
	1	-	vs New Mexico (Mar 16, 2022)

Individual Game Highs in 2022

Batting

At bats:	7	-	Zac Vooletich vs New Mexico (Mar 15, 2022)
Runs scored:	5	-	Jace Jung vs Stephen F. Austin (Mar 29, 2022)
Hits:	5	-	Jace Jung vs Stephen F. Austin (Mar 29, 2022)
RBIs:	9	-	Parker Kelly vs Merrimack (Mar 05, 2022)
Doubles:	3	-	Jace Jung vs Stephen F. Austin (Mar 29, 2022)
Triples:	1	-	(9 times)
Home runs:	3	-	Parker Kelly vs Merrimack (Mar 05, 2022)
Total bases:	12	-	Parker Kelly vs Merrimack (Mar 05, 2022)
Walks:	4	-	Jace Jung vs Kent State (Feb 26, 2022)
	4	-	Hudson White vs New Mexico (Mar 15, 2022)
Strikeouts:	5	-	Dillon Carter at Rice (Mar 11, 2022)
Sac hits:	1	-	(6 times)
Sac flies:	2	-	Cole Stilwell vs Merrimack (Mar 04, 2022)
Stolen bases:	2	-	Dillon Carter vs Merrimack (Mar 06, 2022)
Hit by pitch:	2	-	Dalton Porter at Rice (Mar 11, 2022)
Caught stealing:	2	-	Easton Murrell vs Texas (Mar 26, 2022)
	1	-	Dillon Carter vs Texas (Mar 25, 2022)
Runners LOB:	6	-	Owen Washburn vs Merrimack (Mar 05, 2022)

Fielding

Putouts:	17	-	Hudson White vs Kent State (Feb 26, 2022)
Assists:	6	-	Kurt Wilson at Rice (Mar 11, 2022)
Errors:	2	-	Kurt Wilson at Rice (Mar 12, 2022)
	2	-	Trevor Conley at Rice (Mar 12, 2022)
Passed balls:	1	-	Hudson White vs Kent State (Feb 27, 2022)
	1	-	Trevor Conley vs Merrimack (Mar 05, 2022)
	1	-	Cole Stilwell at Iowa (Mar 20, 2022)

Pitching

Innings pitched:	6.0	-	Brandon Birdsell at Rice (Mar 12, 2022)
	6.0	-	Chase Hampton vs California Baptist (Mar 22, 2022)
	6.0	-	Andrew Morris vs Texas (Mar 25, 2022)
Runs allowed:	5	-	Andrew Morris vs Kent State (Feb 26, 2022)
Earned runs:	5	-	Andrew Morris vs Kent State (Feb 26, 2022)
Walks allowed:	4	-	(5 times)
Strikeouts:	15	-	Brandon Birdsell at Rice (Mar 12, 2022)
Hits allowed:	10	-	Brandon Birdsell vs Texas (Mar 26, 2022)
Doubles allowed:	3	-	Andrew Morris vs Kent State (Feb 26, 2022)
Triples allowed:	1	-	Jase Lopez vs Merrimack (Mar 05, 2022)
	1	-	Josh Sanders vs New Mexico (Mar 16, 2022)
	1	-	Jase Lopez vs Texas (Mar 27, 2022)
Homers allowed:	3	-	Brandon Birdsell vs Texas (Mar 26, 2022)
Wild pitches:	3	-	Brandon Birdsell vs Kent State (Feb 27, 2022)
Hit batters:	2	-	Austin Becker vs Merrimack (Mar 06, 2022)
	2	-	Jamie Hitt vs Mississippi State (Mar 09, 2022 at Biloxi, Miss.)
	2	-	Andrew Devine vs Stephen F. Austin (Mar 29, 2022)



2022 TEXAS TECH BASEBALL

Starting Lineup by Position

PITCHER:

21 Mason Molina _____ 6 _____ (3-3)
 48 Brandon Birdsell _____ 6 _____ (5-1)
 28 Chase Hampton _____ 5 _____ (4-1)
 34 Andrew Morris _____ 5 _____ (5-0)
 31 Austin Becker _____ 3 _____ (3-0)
 11 Andrew Devine _____ 1 _____ (1-0)
 29 Jamie Hitt _____ 1 _____ (1-0)

CATCHER:

5 Hudson White _____ 19 _____ (15-4)
 18 Cole Stilwell _____ 6 _____ (5-1)
 13 Trevor Conley _____ 2 _____ (2-0)

FIRST BASE:

18 Cole Stilwell _____ 21 _____ (17-4)
 5 Hudson White _____ 6 _____ (5-1)

SECOND BASE:

2 Jace Jung _____ 27 _____ (22-5)

THIRD BASE:

15 Parker Kelly _____ 25 _____ (21-4)
 19 Easton Murrell _____ 2 _____ (1-1)

SHORTSTOP:

8 Kurt Wilson _____ 27 _____ (22-5)

LEFT FIELD:

20 Dalton Porter _____ 10 _____ (8-2)
 19 Easton Murrell _____ 8 _____ (6-2)
 9 Zac Vooletich _____ 6 _____ (6-0)
 14 Cooper Swanson _____ 3 _____ (2-1)

CENTER FIELD:

1 Dillon Carter _____ 25 _____ (20-5)
 41 Sam Hunt _____ 2 _____ (2-0)

RIGHT FIELD:

25 Owen Washburn _____ 27 _____ (22-5)

DESIGNATED HITTER:

10 Ty Coleman _____ 20 _____ (16-4)
 19 Easton Murrell _____ 3 _____ (3-0)
 9 Zac Vooletich _____ 2 _____ (1-1)
 20 Dalton Porter _____ 1 _____ (1-0)
 33 Ryan Brome _____ 1 _____ (1-0)

Game-By-Game Starters By Position

Date	Opponent	C	1B	2B	3B	SS	LF	CF	RF	DH
2/18	vs. Michigan	White	Stilwell	Jung	Murrell	Wilson	Swanson	Carter	Washburn	Coleman
2/19	vs. Auburn	White	Stilwell	Jung	Murrell	Wilson	Swanson	Carter	Washburn	Coleman
2/20	vs. Arizona	Coleman	Washburn	Jung	Stilwell	Wilson	Porter	Carter	Washburn	Coleman
2/22	Dallas Baptist	White	Stilwell	Jung	Kelly	Wilson	Porter	Carter	Washburn	Coleman
2/26	Kent State	White	Stilwell	Jung	Kelly	Wilson	Porter	Carter	Washburn	Coleman
2/27	Kent State	Stilwell	White	Jung	Kelly	Wilson	Porter	Carter	Washburn	Coleman
2/27	Kent State	White	Stilwell	Jung	Kelly	Wilson	Porter	Carter	Washburn	Coleman
3/1	at Dallas Baptist	White	Stilwell	Jung	Kelly	Wilson	Porter	Carter	Washburn	Coleman
3/4	Merrimack	White	Stilwell	Jung	Kelly	Wilson	Vooletich	Carter	Washburn	Murrell
3/5	Merrimack (Gm. 1)	Stilwell	White	Jung	Kelly	Wilson	Vooletich	Carter	Washburn	Murrell
3/5	Merrimack (Gm. 2)	White	Stilwell	Jung	Kelly	Wilson	Vooletich	Carter	Washburn	Murrell
3/6	Merrimack	White	Stilwell	Jung	Kelly	Wilson	Vooletich	Carter	Washburn	Porter
3/8	vs. Mississippi St.	White	Stilwell	Jung	Kelly	Wilson	Porter	Carter	Washburn	Vooletich
3/9	vs. Mississippi St.	Conley	Stilwell	Jung	Kelly	Wilson	Porter	Carter	Washburn	Brome
3/11	at Rice	White	Stilwell	Jung	Kelly	Wilson	Porter	Carter	Washburn	Coleman
3/12	at Rice	Conley	Stilwell	Jung	Kelly	Wilson	Porter	Carter	Washburn	Coleman
3/13	at Rice	White	Stilwell	Jung	Kelly	Wilson	Vooletich	Carter	Washburn	Coleman
3/15	New Mexico	White	Stilwell	Jung	Kelly	Wilson	Vooletich	Carter	Washburn	Coleman
3/16	New Mexico	White	Stilwell	Jung	Kelly	Wilson	Swanson	Carter	Washburn	Vooletich
3/19	at Iowa	Stilwell	White	Jung	Kelly	Wilson	Murrell	Carter	Washburn	Coleman
3/20	at Iowa	Stilwell	White	Jung	Kelly	Wilson	Murrell	Carter	Washburn	Coleman
3/22	California Baptist	White	Stilwell	Jung	Kelly	Wilson	Murrell	Carter	Washburn	Coleman
3/25	Texas	White	Stilwell	Jung	Kelly	Wilson	Murrell	Carter	Washburn	Coleman
3/26	Texas	Stilwell	White	Jung	Kelly	Wilson	Murrell	Carter	Washburn	Coleman
3/27	Texas	White	Stilwell	Jung	Kelly	Wilson	Murrell	Carter	Washburn	Coleman
3/29	Stephen F. Austin	White	Stilwell	Jung	Kelly	Wilson	Murrell	Hunt	Washburn	Coleman
3/30	Stephen F. Austin	Stilwell	White	Jung	Kelly	Wilson	Murrell	Hunt	Washburn	Coleman



Game-By-Game Starters By Batting Order

Date	Opponent	Leadoff	2nd	3rd	Cleanup	5th	6th	7th	8th	9th
2/18	vs. Michigan	Swanson	Washburn	Coleman	Jung	Wilson	Murrell	Stilwell	White	Carter
2/19	vs. Auburn	Swanson	Washburn	Coleman	Jung	Wilson	Murrell	Stilwell	White	Carter
2/20	vs. Arizona	Coleman	Washburn	Jung	Stilwell	Wilson	Porter	White	Carter	Kelly
2/22	Dallas Baptist	Carter	Stilwell	Coleman	Jung	Wilson	Porter	White	Washburn	Kelly
2/26	Kent State	Carter	Stilwell	Coleman	Jung	Wilson	Porter	White	Washburn	Kelly
2/27	Kent State	Carter	Stilwell	Jung	Coleman	Wilson	Porter	White	Washburn	Kelly
2/27	Kent State	Carter	Stilwell	Jung	Coleman	Wilson	Porter	White	Washburn	Kelly
3/1	at Dallas Baptist	Carter	Stilwell	Jung	Coleman	Wilson	Porter	White	Washburn	Kelly
3/4	Merrimack	Carter	Vooletich	Jung	Stilwell	Wilson	Washburn	White	Murrell	Kelly
3/5	Merrimack (Gm. 1)	Carter	Vooletich	Jung	Stilwell	Wilson	Washburn	White	Murrell	Kelly
3/5	Merrimack (Gm. 2)	Carter	Vooletich	Jung	Stilwell	Wilson	Washburn	White	Murrell	Kelly
3/6	Merrimack	Carter	Vooletich	Jung	Stilwell	Wilson	Washburn	White	Porter	Kelly
3/8	vs. Mississippi St.	Carter	Vooletich	Jung	Stilwell	Wilson	Washburn	White	Porter	Kelly
3/9	vs. Mississippi St.	Carter	Brome	Jung	Stilwell	Wilson	Washburn	Conley	Kelly	Porter
3/11	at Rice	Carter	Stilwell	Jung	Coleman	Wilson	Washburn	Kelly	Porter	White
3/12	at Rice	Porter	Stilwell	Jung	Coleman	Wilson	Washburn	Conley	Kelly	Carter
3/13	at Rice	Vooletich	Stilwell	Jung	Coleman	Wilson	Washburn	Kelly	White	Carter
3/15	New Mexico	Vooletich	Stilwell	Jung	Coleman	Wilson	Washburn	Kelly	White	Carter
3/16	New Mexico	Vooletich	Stilwell	Jung	Wilson	Kelly	Washburn	White	Swanson	Carter
3/19	at Iowa	Murrell	Stilwell	Jung	Coleman	Wilson	Washburn	Kelly	White	Carter
3/20	at Iowa	Murrell	Stilwell	Jung	Coleman	Wilson	Washburn	Kelly	White	Carter
3/22	California Baptist	Murrell	Stilwell	Jung	Coleman	Wilson	Washburn	White	Carter	Kelly
3/25	Texas	Murrell	Stilwell	Jung	Coleman	Wilson	Washburn	White	Kelly	Carter
3/26	Texas	Murrell	Stilwell	Jung	Coleman	Wilson	Washburn	White	Kelly	Carter
3/27	Texas	Murrell	Stilwell	Jung	Coleman	Wilson	Washburn	White	Kelly	Carter
3/29	Stephen F. Austin	Murrell	Stilwell	Jung	Coleman	Wilson	Washburn	White	Kelly	Hunt
3/30	Stephen F. Austin	Murrell	Stilwell	Jung	Coleman	Wilson	Washburn	White	Kelly	Hunt

Starters Breakdown

LEADOFF:

1 Dillon Carter	12	(11-1)
19 Easton Murrell	8	(6-2)
9 Zac Vooletich	3	(3-0)
14 Cooper Swanson	2	(1-1)
20 Dalton Porter	1	(1-0)
10 Ty Coleman	1	(0-1)

2ND SPOT:

18 Cole Stilwell	18	(16-2)
9 Zac Vooletich	5	(4-1)
25 Owen Washburn	3	(1-2)
33 Ryan Brome	1	(1-0)

3RD SPOT:

2 Jace Jung	23	(19-4)
10 Ty Coleman	4	(3-1)

CLEANUP:

10 Ty Coleman	15	(13-2)
18 Cole Stilwell	7	(5-2)
2 Jace Jung	4	(3-1)
8 Kurt Wilson	1	(1-0)

5TH SPOT:

8 Kurt Wilson	26	(21-5)
15 Parker Kelly	1	(1-0)

6TH SPOT:

25 Owen Washburn	19	(16-3)
20 Dalton Porter	6	(5-1)
19 Easton Murrell	2	(1-1)

7TH SPOT:

5 Hudson White	18	(15-3)
15 Parker Kelly	5	(4-1)
13 Trevor Conley	2	(2-0)
18 Cole Stilwell	2	(1-1)

8TH SPOT:

15 Parker Kelly	7	(6-1)
5 Hudson White	6	(4-2)
25 Owen Washburn	5	(5-0)
19 Easton Murrell	3	(3-0)
20 Dalton Porter	3	(2-1)
1 Dillon Carter	2	(1-1)
14 Cooper Swanson	1	(1-0)

9TH SPOT:

15 Parker Kelly	12	(10-2)
1 Dillon Carter	11	(8-3)
41 Sam Hunt	2	(2-0)
5 Hudson White	1	(1-0)
20 Dalton Porter	1	(1-0)



The Last Time Texas Tech...

Won 5 or more consecutive games _____ 7 games (March 9, 2022-March 19, 2022)
 Won 6 or more consecutive games _____ 7 games (March 9, 2022-March 19, 2022)
 Won 8 or more consecutive games _____ 9 games (Feb. 22, 2022-March 6, 2022)
 Won 10 or more consecutive games _____ 14 games (Feb. 26-March 15, 2021)
 Won 16 or more consecutive games _____ 16 games (April 13-May 22, 2002)

Lost 5 or more consecutive games _____ 5 games (March 10, 2020-Feb. 22, 2021)
 Lost 6 or more consecutive games _____ 9 games (April 2-20, 2013)
 Lost 7 or more consecutive games _____ 9 games (April 2-20, 2013)
 Lost 8 or more consecutive games _____ 9 games (April 2-20, 2013)
 Lost 9 or more consecutive games _____ 9 games (April 2-20, 2013)
 Lost 10 or more consecutive games _____ 11 games (April 12-28, 1985)
 Lost 11 or more consecutive games _____ 11 games (April 12-28, 1985)

Shutout an opponent _____ vs. Kansas, 5-0 (May 22, 2021)
 Shutout an opponent on Opening Day _____ vs. Northern Illinois, 8-0 (Feb. 15, 2013)
 Shutout an opponent at home _____ vs. Kansas, 5-0 (May 22, 2021)
 Shutout a Big 12 opponent at home _____ vs. Kansas, 5-0 (May 22, 2021)
 Shutout an opponent on the road _____ at West Virginia (Apr. 14, 2019)
 Shutout a Big 12 opponent on the road _____ at West Virginia (Apr. 14, 2019)
 Shutout an opponent on a neutral field _____ vs. Sam Houston State 8-0 (March 6, 2021)
 Shutout a midweek opponent at home _____ vs. Texas Southern, 15-0 (7 Inn.) (March 3, 2021)
 Shutout a midweek opponent on the road _____ at #27 Dallas Baptist, 5-0 (May 8, 2012)
 Shutout back-to-back opponents _____ at UTSA, 5-0 & 3-0 (Feb. 24-25, 2018)

Was shutout _____ vs. #9 Stanford, 0-9 (June 12, 2021)
 Was shutout on Opening Day _____ vs. #3 Indiana, 0-1 (February 14, 2014)
 Was shutout at home _____ vs. #9 Stanford, 0-9 (June 12, 2021)
 Was shutout at home by a Big 12 opponent _____ vs. #14 Oklahoma State, 0-2 (March 19, 2021)
 Was shutout on the road _____ at West Virginia (Apr. 12, 2019)
 Was shutout on the road by a Big 12 opponent _____ at West Virginia (Apr. 12, 2019)
 Was shutout on a neutral field _____ vs. West Virginia, 0-2 (May 25, 2019)
 Was shutout against a midweek opponent at home _____ vs. Abilene Christian, 0-1 (March 25, 1963)
 Was shutout against a midweek opponent on the road _____ at North Texas, 0-5 (March 16, 1987)
 Was shutout against a non-conference opponent on a neutral site _____ vs. Texas A&M, 0-9 (March 3, 2017)

Run-ruled an opponent _____ 13-2, 7 Inn. at Oklahoma (May 16, 2021)
 Run-ruled an opponent at home _____ 17-7, 7 Inn. vs. #10 TCU (April 11, 2021)
 Run-ruled a Big 12 opponent at home _____ 17-7, 7 Inn. vs. #10 TCU (April 11, 2021)
 Run-ruled an opponent on the road _____ 13-2, 7 Inn. at Oklahoma (May 16, 2021)
 Run-ruled a Big 12 opponent on the road _____ 13-2, 7 Inn. at Oklahoma (May 16, 2021)
 Was run-ruled _____ 1-12, 7 inn. vs. Texas (March 27, 2022)
 Was run-ruled at home _____ 1-12, 7 inn. vs. Texas (March 27, 2022)
 Was run-ruled by a Big 12 opponent at home _____ 1-12, 7 inn. vs. Texas (March 27, 2022)
 Was run-ruled on the road _____ 2-12, 8 inn. at Kansas State (April 7, 2013)
 Was run-ruled by a Big 12 opponent on the road _____ 3-17, 7 inn. at Kansas (April 8, 2018)

Played in 14 or more innings _____ 14 innings, vs. TCU (L, 1-3) (May 16, 2019)
 Played in 15 or more innings _____ 16 innings, vs. Abilene Christian (W, 6-5) (March 3, 2015)
 Played in 16 or more innings _____ 16 innings, vs. Abilene Christian (W, 6-5) (March 3, 2015)
 Played in 17 or more innings _____ 17 innings, at Southeastern Oklahoma (L, 1-2) (April 18, 1966)

Won both games of a doubleheader _____ vs. Kent State.: 8-1, 7-5 (Feb. 27, 2022)
 Shutout opponent in both games of a doubleheader _____ vs. Northern Illinois: 8-0, 5-0 (February 20, 2015)
 Lost both games of a doubleheader _____ at #4 Nebraska: 3-4 (11 inn.), 4-14 (7 inn.) (April 29, 2006)
 Was shutout in both games of a doubleheader _____ vs. #2 Texas: 0-4, 0-10 (April 8, 2004)

Swept a 3-game series at home _____ vs. Kent State (Feb. 26-27, 2022)
 Swept a 3-game series on the road _____ at Rice (March 11-13, 2022)
 Swept a 3-game Big 12 series at home _____ vs. #16 Oklahoma State (April 26-28, 2019)
 Swept a 3-game Big 12 series on the road _____ at Oklahoma (May 3-5, 2019)

Was swept in a 3-game series at home _____ vs. #8 TCU (March 4-6, 2011)
 Was swept in a 3-game series on the road _____ at #30 Cal State Fullerton (March 6-8, 2015)
 Was swept in a 3-game Big 12 series at home _____ vs. #19 Oklahoma State (May 11-13, 2007)
 Was swept in a 3-game Big 12 series on the road _____ at K-State (April 5-7, 2013)

Swept 3 or more Big 12 series in a season _____ 4, 2016 (vs. OU, vs. KSU, at OSU)
 Swept 4 or more Big 12 series in a season _____ 4, 1997 & 2016

Was swept in 3 or more Big 12 series in a season _____ 3, 2007 (@ UT, @ MU, vs. OSU)
 Was swept in 4 or more Big 12 series in a season _____ Never Happened

Defeated a Top 25 ranked team _____ #2 Texas, 16-12 (March 26, 2022)
 Defeated a Top 10 ranked team _____ #2 Texas, 16-12 (March 26, 2022)
 Defeated a Top 5 ranked team _____ #2 Texas, 16-12 (March 26, 2022)
 Defeated a #1 ranked team _____ vs. #1 Florida, 6-3 (June 17, 2018)
 Defeated a #1 ranked team on the road _____ at #1 Cal State Fullerton, 11-5 (May 27, 2001)

Won a series vs. a Top 25 ranked team _____ #2 Texas, 5-4, 16-12, 1-12 (March 25-27, 2022)
 Won a series vs. a Top 10 ranked team _____ #2 Texas, 5-4, 16-12, 1-12 (March 25-27, 2022)
 Swept a series vs. a Top 25 ranked team _____ vs. #16 Oklahoma State: 12-4, 10-2, 5-2 (April 26-28, 2019)
 Played to a tie _____ vs. Kansas State, 11-11 (10) (April 15, 2006)

Scored 20-25 runs in a game _____ 21, vs. Merrimack (March 5, 2022 Gm. 2)
 Scored 26 runs in a game _____ 26, vs. Kansas State (April 14, 2018)
 Scored 27 runs in a game _____ 27, at New Mexico (April 26, 2017)
 Scored 28 runs in a game _____ 28, vs New Mexico (March 15, 2022)
 Scored 29 runs in a game _____ 29, at Rice (March 21, 1975)
 Scored 30 runs in a game _____ 30, vs. Harvard (March 6, 2004)
 Scored 31 runs in a game (team-record) _____ 31, vs. College of the Southwest (March 25, 1997)

Scored 5 or more runs in the first inning _____ 7, vs. #2 Texas (March 26, 2022)
 Scored 9 or more runs in the first inning _____ 9, vs. Maine (Feb. 17, 2018)
 Scored 10 or more runs in the first inning _____ 10, vs. UTSA (February 25, 2008)
 Scored 13 runs in an inning _____ 13 (5th Inn.) vs. Merrimack (March 5, 2022 Gm. 2)
 Scored 14 or more runs in an inning _____ 16-school record (2nd Inn.) vs. New Mexico (March 5, 2022)
 Scored 4 or more runs in 3 different innings _____ vs. Rice: 1st (4), 3rd (4), 5th (5) (May 4, 2021)
 Scored 4 or more runs in 4 different innings _____ vs. Alabama A&M: 1st (5), 3rd (4), 5th (5), 6th (7) (March 14, 2012)

Overcame a deficit of 7 or more runs in a win _____ 7, vs. Rice: 1-8, Won - 19-12 (March 7, 2019)
 Overcame a deficit of 8 or more runs in a win _____ 9, vs. UTRGV: 0-9, Won - 19-11 (May 1, 2019)
 Overcame a deficit of 9 or more runs in a win _____ 9, vs. UTRGV: 0-9, Won - 19-11 (May 1, 2019)
 Overcame a deficit of 5 or more runs in the 9th to win _____ 5, at #22 Oklahoma State: 2-7, Won - 11-8 (May 16, 2004)

Hit back-to-back home runs _____ Ja. Jung, Cole Stilwell at Oklahoma, 2nd Inn. (May 15, 2021)
 Hit back-to-back-to-back HRs _____ Jung, Wilson, Murrell at Kansas State, 7th Inn. (April 1, 2021)
 Hit 3 or more home runs in an inning _____ 3, at Oklahoma, 2nd Inn. (May 15, 2021)
 Hit 4 or more home runs in an inning _____ 4, at Kansas State, 7th Inn. (April 1, 2021)
 Hit 3 or more home runs in a game _____ 5, vs. SFA (March 29, 2022)
 Hit 4 or more home runs in a game _____ 5, vs. SFA (March 29, 2022)
 Hit 5 or more home runs in a game _____ 5, vs. SFA (March 29, 2022)
 Hit 6 or more home runs in a game _____ 6, at Kansas State (April 1, 2021)
 Hit 7 or more home runs in a game _____ 7, vs. Houston Baptist (Feb. 15, 2020)
 Hit 8 or more home runs in a game _____ 8, vs. Missouri (April 5, 1997)
 Hit 12 or more home runs in a three-game series _____ 12, at Oklahoma (May 14-16, 2021)
 Allowed 3 or more home runs in a game _____ 4, vs. #9 Stanford (June 12, 2021)
 Allowed 4 or more home runs in a game _____ 4, vs. #9 Stanford (June 12, 2021)
 Allowed 5 or more home runs in a game _____ 7, vs. Gonzaga (March 10, 2010)
 Allowed 6 or more home runs in a game _____ 7, vs. Gonzaga (March 10, 2010)
 Allowed 7 or more home runs in a game _____ 7, vs. Gonzaga (March 10, 2010)
 Hit 2 grand slams in a game _____ Parker Kelly (2) vs Merrimack (March 5, 2022 Gm. 1)
 Hit 3 grand slams in a week _____ Parker Kelly (March 5, 2022), Parker Kelly (March 5, 2022), Parker Kelly (March 9, 2022)
 Hit 4 or more grand slams in a season _____ 5, Conley (2), Masters (1), Stilwell (1), Baker (1) (2021)
 Hit 5 or more grand slams in a season _____ 5, Conley (2), Masters (1), Stilwell (1), Baker (1) (2021)
 Hit 6 or more grand slams in a season _____ 6, Blair (3), Brady (1), Fuller (1), Mask (3) (2004)
 Hit 9 or more grand slams in a season _____ 9, Bard (3), Weber (3), Durham (1), O'Keeffe (1), Holzhauser (1) (1999)

Homered in 5 or more consecutive games _____ 5 games (March 19-26, 2022)
 Homered in 6 or more consecutive games _____ 6 games (March 5-11, 2022)
 Homered in 7 or more consecutive games _____ 7 games (May 4-22, 2021)
 Homered in 10 or more consecutive games _____ 13 games (March 3-23, 2002)
 Homered in 13 or more consecutive games _____ 13 games (March 3-23, 2002)

Had 7-9 doubles in a game _____ 7, vs. New Mexico (March 15, 2022)
 Had 10 or more doubles in a game _____ 10, vs. SFA (March 29, 2022)
 Had 12 or more doubles in a game _____ 12, at Kansas (April 25, 2010)
 Allowed 6 doubles in a game _____ 7, #2 Texas (March 26, 2022)
 Allowed 7 or more doubles in a game _____ 7, #2 Texas (March 26, 2022)

Did not strikeout in a game _____ vs. Kansas (April 6, 2019)
 Did not strikeout an opposing batter in a game _____ at Missouri (March 30, 2001)
 Struck out 15 opposing batters in a game _____ 15, vs. Kent State-gm 2 (March 27, 2022)
 Struck out 16 opposing batters in a game _____ 16, at at Oklahoma (May 14, 2021)
 Struck out 17 opposing batters in a game _____ 17, vs. Kent State (March 26, 2022)
 Struck out 18-19 opposing batters in a game _____ 19, at Rice (March 12, 2022)
 Struck out 20 or more opposing batters in a game _____ 21, vs. TCU (May 16, 2019)

Had 5 or more stolen bases in a game _____ 5, vs. Merrimack (March 6, 2022)
 Had 6 or more stolen bases in a game _____ 7, vs. Alabama A&M (March 13, 2012)
 Had 7 or more stolen bases in a game _____ 7, vs. Alabama A&M (March 13, 2012)
 Had 8 or more stolen bases in a game _____ 8, vs. Texas A&M-Corpus Christi (April 2, 2008)
 Had 10 or more stolen bases in a game _____ 10, vs. #13 Oklahoma (April 24, 2004)

Threw back-to-back complete games _____ vs. #24 Baylor (March 31, 2006) & vs. #24 Baylor (April 1, 2006)
 Combined on a no-hitter _____ 4 pitchers (Beck, Kirk, Boesinger, Shipley) vs. College of the Southwest (March 20, 1990)
 Combined on a no-hitter into the 8th inn. _____ 2 pitchers (Birdsell, Girton-7.1 IP) vs. Rice (March 12, 2022)
 Combined on a one-hitter _____ 2 pitchers (Kilian, Beeter) at Texas (Mar. 16, 2019)
 Combined on a two-hitter _____ 3 pitchers (Montgomery, Hampton, Wells) at WVU (April 18, 2021)
 Combined on a three-hitter _____ 4 pitchers (Birdsell, Girton, Bridges, Parish) _____ at Rice (March 12, 2022)

Swept Baylor in a 3-game series at home _____ 2015
 Swept Baylor in a 3-game series on the road _____ Never Happened
 Was swept by Baylor in a 3-game series at home _____ 1986
 Was swept by Baylor in a 3-game series on the road _____ 2012

Swept Kansas in a 3-game series at home _____ 2017
 Swept Kansas in a 3-game series on the road _____ 2016
 Was swept by Kansas in a 3-game series at home _____ Never Happened
 Was swept by Kansas in a 3-game series on the road _____ 2014

Swept Kansas State in a 3-game series at home _____ 2018
 Swept Kansas State in a 3-game series on the road _____ 1997
 Was swept by Kansas State in a 3-game series at home _____ Never Happened
 Was swept by Kansas State in a 3-game series on the road _____ 2013

Swept Oklahoma in a 3-game series at home _____ 2016
 Swept Oklahoma in a 3-game series on the road _____ 2019
 Was swept by Oklahoma in a 3-game series at home _____ 2006
 Was swept by Oklahoma in a 3-game series on the road _____ 2011

Swept Oklahoma State in a 3-game series at home _____ 2019
 Swept Oklahoma State in a 3-game series on the road _____ 2018
 Was swept by Oklahoma State in a 3-game series at home _____ 2007
 Was swept by Oklahoma State in a 3-game series on the road _____ 2012

Swept Texas in a 3-game series at home _____ Never Happened
 Swept Texas in a 3-game series on the road _____ at Texas (March 17-19, 2017)
 Was swept by Texas in a 3-game series at home _____ 1992
 Was swept by Texas in a 3-game series on the road _____ 2007

Swept TCU in a 3-game series at home _____ 1989
 Swept TCU in a 3-game series on the road _____ Never Happened
 Was swept by TCU in a 3-game series at home _____ 2011
 Was swept by TCU in a 3-game series on the road _____ 2010

Swept West Virginia in a 3-game series at home _____ 2014
 Swept West Virginia in a 3-game series on the road _____ Never Happened
 Was swept by West Virginia in a 3-game series at home _____ Never Happened
 Was swept by West Virginia in a 3-game series on the road _____ Never Happened



The Last Time a Red Raider...

HITTING

Hit back-to-back home runs _____ Jace Jung, Cole Stilwell at Oklahoma, 2nd Inn. (May 16, 2021)
 Hit a home run to lead off a game _____ Easton Murrell vs. #2 Texas (March 25, 2022)
 Hit a home run for first career hit _____ Nate Rombach (3-run) vs. Houston Baptist (Feb. 15, 2020)
 Hit an inside-the-park home run _____ Cal Conley (solo) vs. Northern Colorado (Feb. 15, 2020)
 Hit a pinch-hit home run _____ Cole Stilwell (3-run) vs. South Florida (March 26, 2021)
 Had a pitcher hit a home run _____ Quinn Carpenter (solo) at Oral Roberts (April 7, 2015)

Hit a grand slam _____ Cody Masters vs. SFA (March 30, 2022)
 Hit 2 grand slams in a game _____ Parker Kelly vs. Merrimack (March 5, 2022 Gm. 1)
 Hit 2 grand slams in a season _____ Parker Kelly vs. Merrimack (March 5, 2022 Gm. 1)
 Hit 3 grand slams in a season _____ Parker Kelly, 3 (2022)

Hit a home run in the 9th inning to tie game _____ Dru Baker at #9 Florida State (Feb. 29, 2020)
 Hit a game-winning home run _____ Kurt Wilson vs. #2 Texas (10th, Grand Slam) (March 26, 2022)
 Hit a walk-off home run _____ Kurt Wilson vs. #2 Texas (10th, Grand Slam) (March 26, 2022)
 Hit an extra-inning home run _____ Kurt Wilson vs. #2 Texas (10th, Grand Slam) (March 26, 2022)
 Hit an extra-inning, walk-off home run _____ Kurt Wilson vs. #2 Texas (10th, Grand Slam) (March 26, 2022)
 Hit an extra-inning, walk-off Grand Slam _____ Kurt Wilson vs. #2 Texas (10th, GS) (March 26, 2022)

Hit 2 home runs in an inning _____ Jace Jung (solo/3-run - 6th Inn.) vs. TCU (April 11, 2021)
 Hit 2 or more home runs in a game _____ Ty Coleman (2) vs. SFA (March 29, 2022)
 Hit 3 or more home runs in a game _____ Parker Kelly (3) vs. Merrimack (March 5, 2022 Gm. 1)
 Hit 4 or more home runs in a game _____ Johnny Vidales vs. Sul Ross (March 20, 1984)

Homered in 3 consecutive games _____ Nate Rombach, vs. KU (May 22), vs. BU (May 26), vs. TCU (May 28, 2021)
 Homered in 4 consecutive games _____ Eric Gutierrez vs. Baylor (May 16-18), vs. #15 Kansas State (May 23, 2013)

Hit for the cycle _____ Josh Jung at New Mexico (April 17, 2018)
 Hit for the natural cycle _____ Jon Weber (1B, 2B, BB, 3B, HR) vs. Southwest Texas (April 20, 1999)
 Hit for the cycle in a Big 12 game _____ Never Happened

Had a 20-game hit streak _____ Gabe Holt, 20 games (May 6, 2018-Feb. 17, 2019)
 Had a 25-game hit streak _____ Gera Alvarez, 30 games (March 3-April 27, 2002)
 Had a 30-game hit streak _____ Gera Alvarez, 30 games (March 3-April 27, 2002)

Reached base safely in at least 50 consecutive games _____ Jace Jung 50 games (Feb. 20-May 28, 2021)
 Reached base safely in at least 53 consecutive games _____ Cameron Blair 53 games (May 22, 2004-May 16, 2005)

Had a walk-off base hit _____ Kurt Wilson vs. #2 Texas (10th, Grand Slam) (March 26, 2022)
 Had a walk-off base hit in extra-innings _____ Kurt Wilson vs. #2 Texas (10th, Grand Slam) (March 26, 2022)
 Had a walk-off walk _____ Michael Davis (BB w/bases loaded in 10th) vs. UNLV (March 22, 2017)
 Had a walk-off balk _____ Josh Jung (BK on 3rd in 10th) vs. #14 OU (April 20, 2018)
 Has a walk-off steal _____ Kurt Wilson (stole home in 10th) vs. #2 Texas (March 25, 2022)

Had 5 or more hits in a game _____ Jace Jung (5) vs. SFA (March 29, 2022)
 Had 6 or more hits in a game _____ Keith Ginter 6, vs. Kansas (April 10, 1998)

Scored 5 or more runs in a game _____ Jace Jung (5) vs. SFA (March 29, 2022)
 Scored 6 or more runs in a game _____ Brian Klein (6) vs. K-State (April 13, 2018)

Hit 3 or more doubles in a game _____ Jace Jung, 5, vs. SFA (March 29, 2022)
 Hit 2 or more triples in a game _____ Cody Farhat 2, at New Mexico (April 26, 2017)
 Hit 3 or more triples in a game _____ Jason Rainey 3, vs. Texas A&M-Corpus Christi (May 1, 2001)

Had 4 or more extra-base hits in a game _____ Jace Jung 4, vs. SFA (3 2B, 1 HR) (March 29, 2022)
 Had 5 or more extra-base hits in a game _____ Roger Kieschnick 5, at New Mexico (2 HR, 2 2B, 1 3B) (February 27, 2007)

Had 6 or more RBI in a game _____ Parker Kelly (9) vs. Merrimack (March 5, 2022 Gm. 1)
 Had 7 or more RBI in a game _____ Parker Kelly (9) vs. Merrimack (March 5, 2022 Gm. 1)
 Had 8 or more RBI in a game _____ Parker Kelly (9) vs. Merrimack (March 5, 2022 Gm. 1)
 Had 9 or more RBI in a game _____ Parker Kelly (9) vs. Merrimack (March 5, 2022 Gm. 1)

Had 4 or more walks in a game _____ Hudson White 4, vs. New Mexico (March 15, 2022)
 Had 5 or more walks in a game _____ Todd Ritchie 5, at #20 Oklahoma State (April 5, 2014)
 Had 3 or more intentional walks in a game _____ Barrett Barnes 3, vs. #22 Oklahoma State (May 21, 2011)

Had 3 or more stolen bases in a game _____ Gabe Holt 3, at New Mexico (April 3, 2019)
 Had 4 or more stolen bases in a game _____ Willie Rueda 4, vs. Central Arkansas (March 4, 2008)

PITCHING

Threw a 7-inning no-hitter _____ Ramey Brandon vs. Eastern New Mexico - 2-0 (April 2, 1962)
 Threw a 9-inning no-hitter _____ Ruben Garcia at Baylor - 1-0 (April 23, 1971)

Carried a no-hitter through 5.0 or more innings _____ Chase Hampton, 5.0 IP, vs. Kansas (May 22, 2021)
 Carried a no-hitter through 6.0 or more innings _____ Brandon Birdsell, 6.0 IP, at Rice (March 12, 2022)
 Carried a no-hitter through 6.1 or more innings _____ Nathan Fouts, 6.1 IP, vs. Texas State (February 17, 2002)

Struck out 5 consecutive hitters _____ 5, Mason Molina vs. Kent State-Gm. 2 (Feb. 27, 2022)
 Struck out 6 consecutive hitters _____ 6, Bryce Bonnin vs. TCU (May 18, 2019)
 Struck out 7 or more consecutive hitters _____ 8, Brandon Birdsell at Rice (March 12, 2022)
 Struck out 8 or more consecutive hitters _____ 8, Brandon Birdsell at Rice (March 12, 2022)

Struck out 12 or more batters in a game _____ 12, Mason Montgomery, at West Virginia (April 18, 2021)
 Struck out 13 or more batters in a game _____ 15, Brandon Birdsell, at Rice (March 12, 2022)
 Struck out 14 or more batters in a game _____ 15, Brandon Birdsell, at Rice (March 12, 2022)
 Struck out 15 or more batters in a game _____ 15, Brandon Birdsell, at Rice (March 12, 2022)
 Struck out 16 or more batters in a game _____ 16, Bobby Doran, vs. Missouri (May 1, 2010)

Pitched a complete-game loss _____ Trey Masek (8.0 IP) vs. #15 Kansas State (May 23, 2013)

Pitched a 7-inning, complete game _____ Dusty Buck vs. #17 Baylor (May 19, 2002)

Pitched 9 or more innings _____ 9.0, Caleb Kilian at West Virginia (April 14, 2019)
 Pitched a 9-inning, complete game _____ 9.0, Caleb Kilian at West Virginia (April 14, 2019)
 Pitched a 9-inning, complete-game shutout _____ 9.0, Caleb Kilian at West Virginia (April 14, 2019)

Pitched 3 consecutive CG _____ Chris Phillips at New Mexico (February 2, 2002),
 _____ vs. TCU (February 7, 2002), vs. Houston (February 15, 2002)



TV/RADIO ROSTER



DILLON CARTER
So. | 3rd Yr. | OF | L/R
Flower Mound, TX
Argyle HS



JACE JUNG
So. | 3rd Yr. | INF | L/R
San Antonio, TX
MacArthur HS



LAUDEN BROOKS
Fr. | 1st Yr. | INF | R/R
Mount Carmel, OH
McNicholas HS




KEVIN BAZZELL
Fr. | 1st Yr. | C | R/R
Rockwall, TX
Rockwall HS



HUDSON WHITE
Fr. | 1st Yr. | C/INF | R/R
Keller, TX
Byron Nelson HS



CODY MASTERS
Sr. | 5th Yr. | OF | L/L
Coppell, TX
Coppell HS



KURT WILSON
Sr. | 5th Yr. | UT/L/RHP | R/R
Arlington, TX
Martin HS



ZAC VOOLETICH
Jr. | 4th Yr. | INF/OF | R/R
San Antonio, TX
TR - Navarro JC



TY COLEMAN
Jr. | 4th Yr. | INF/OF | L/R
Midland, TX
TR - Texas A&M



ANDREW DEVINE
So. | 3rd Yr. | RHP | R/R
Simi Valley, CA
Simi Valley HS



TREYER CONLEY
Fr. | 1st Yr. | C | L/R
Mount Carmel, OH
West Clermont HS



COOPER SWANSON
Sr. | 5th Yr. | OF | R/R
Fort Myers, FL
TR - Florida St.



PARKER KELLY
Sr. | 5th Yr. | INF | R/R
Wichita Falls, TX
Rider HS



HAYDE KEY
So. | 2nd Yr. | RHP | L/R
Missouri City, TX
Ridge Point HS



DREW REYNOLDS
Fr. | 1st Yr. | C/INF | L/R
Chehalis, WA
W.F. West HS



COLE STILLWELL
Jr. | 4th Yr. | C/INF | R/R
Rockwall, TX
Heath HS



EASTON MURRELL
Sr. | 5th Yr. | INF/OF | L/R
Prosper, TX
TR - Arkansas



DALTON PORTER
So. | 2nd Yr. | OF | L/L
Leander, TX
TR - Texas




MASON MOLINA
Fr. | 1st Yr. | LHP | R/L
Rancho Santa Margarita, CA
Trabuco Hills HS



OWEN WASHBURN
Fr. | 1st Yr. | RHP/OF | L/R
Webster, WI
Webster HS



CHASE HAMPTON
So. | 2nd Yr. | RHP | R/R
Kilgore, TX
Kilgore HS



JAMIE HITT
RFR. | 2nd Yr. | LHP | L/L
Magnolia, TX
Concordia Lutheran HS



BO BLESSIE
Jr. | 4th Yr. | RHP | R/R
Midland, TX
TR - Midland College



AUSTIN BECKER
R-So. | 4th Yr. | RHP | R/R
Sunbury, Ohio
TR - Vanderbilt



TRENDAN PARISH
Fr. | 1st Yr. | RHP | R/R
Poolville, TX
Southwest Christian HS



RYAN BROME
Fr. | 1st Yr. | INF/OF | L/R
Katy, TX
Katy HS



ANDREW MORRIS
Jr. | 4th Yr. | RHP | R/R
Boulder, CO
TR - Colorado Mesa



GARRETT CROWLEY
Jr. | 4th Yr. | LHP | L/L
Queens, NY
TR - Fordham



SHAY HARTIS
So. | 3rd Yr. | RHP | R/R
The Colony, TX
TR - Grayson College



TYLER HAMILTON
So. | 3rd Yr. | RHP | R/R
Dallas, TX
Parish Episcopal School



JASE LOPEZ
So. | 3rd Yr. | RHP | R/R
Brock, TX
TR - Weatherford JC



BRENDAN GIRTTON
So. | 2nd Yr. | RHP | R/R
Gage, OK
Shattuck HS




SAM HUNT
R-Fr. | 2nd Yr. | OF | L/L
Flower Mound, TX
Marcus HS



KYLE ROBINSON
Fr. | 1st Yr. | LHP | R/R
Vienna, VA
George C Marshall HS



BRENDAN LYSIK
Fr. | 1st Yr. | LHP | L/L
Waldwick, NJ
St. Joseph Regional HS



BRANDON BECKEL
So. | 2nd Yr. | RHP | R/R
San Antonio, TX
Antonian College Prep




DEREK BRIDGES
So. | 2nd Yr. | LHP | L/L
Duncan, OK
Duncan HS



BRANDON BIRDSSELL
Jr. | 4th Yr. | RHP | R/R
Willis, TX
TR - San Jacinto CC



COLIN CLARK
Sr. | 5th Yr. | LHP | L/L
Circleville, OH
TR - Youngstown State



JOSH SANDERS
So. | 2nd Yr. | RHP | R/R
Yukon, OK
Yukon HS



TIM TADLOCK
Head Coach
10th Season



J-BOB THOMAS
Asst. Coach
10th Season



MATT GARDNER
Asst. Coach
9th Season



ERIC GUTIERREZ
Volunteer Asst.
4th Season



RAY HAYWARD
Special Asst.
10th Season



JOE HUGHES
Dir. of Operations
10th Season