



OKLAHOMA STATE

COWBOY BASEBALL

Wade McWhorter • Coordinator, Athletics Communications • (405) 744-7853 (o) or 612-5240 (c) • wade.mcwhorter@okstate.edu
Oklahoma State Athletics Communications • 220 Athletics Center, Stillwater, OK 74078 • www.okstate.com

GAME INFO

Video/TV: Big 12 Now On ESPN+ (Fri.)
okstate.com/watch/ (Sat./Sun.)
(Dave Hunziker & Tom Holliday)
Radio: KSPI 93.7 FM & stillwaterradio.net
(Rex Holt & Matt Davis)
Live Stats: okstate.statbroadcast.com
Twitter In-Game Updates: @OSUBaseball

2022 SCHEDULE/RESULTS

Feb. 18	at #1 Vanderbilt	L, 0-3
Feb. 19	at #1 Vanderbilt	W, 4-3
Feb. 20	at #1 Vanderbilt	W, 7-5
Feb. 22	vs. Sam Houston%	L, 3-6 (10)
Feb. 27	Wright State (Gm. 1)	W, 26-3
	Wright State (Gm. 2)	W, 7-6 (10)
March 1	at Arizona State	W, 7-5
March 2	at Arizona State	W, 11-6
March 4	Gonzaga	L, 3-4
March 5	Gonzaga	L, 1-2 (10)
March 6	#15 Gonzaga	L, 1-2
March 8	Missouri State	W, 5-1
March 10	vs. BYU%	L, 6-8
March 11	vs. BYU%	W, 3-0
March 12	vs. BYU%	W, 8-5
March 16	Dallas Baptist	W, 5-4
March 17	Seton Hall	W, 10-3
March 18	Seton Hall	W, 11-1
March 19	Seton Hall	W, 8-4
March 20	Seton Hall	W, 6-4
March 23	at Oral Roberts	W, 9-4
March 25	Kansas*	6 p.m.
March 26	Kansas*	6 p.m.
March 27	Kansas*	1 p.m.
March 29	vs. Oklahoma#	7 p.m.
April 1	at Kansas State*	6 p.m.
April 2	at Kansas State*	4 p.m.
April 3	at Kansas State*	1 p.m.
April 5	at Wichita State	6 p.m.
April 8	Oklahoma*	6 p.m.
April 9	Oklahoma*	8 p.m.
April 10	Oklahoma*	3 p.m.
April 12	Wichita State	6 p.m.
April 15	at West Virginia*	5:30 p.m.
April 16	at West Virginia*	3 p.m.
April 17	at West Virginia*	Noon
April 19	Oral Roberts	
April 22	TCU*	6 p.m.
April 23	TCU*	6 p.m.
April 24	TCU*	1 p.m.
April 26	vs. Wichita State&	6:30 p.m.
April 29	at Texas*	6:30 p.m.
April 30	at Texas*	2:30 p.m.
May 1	at Texas*	1 p.m.
May 6	Southeast Missouri State	6 p.m.
May 7	Southeast Missouri State	6 p.m.
May 8	Southeast Missouri State	1 p.m.
May 10	at Dallas Baptist	6:30 p.m.
May 13	Texas Tech*	6 p.m.
May 14	Texas Tech*	6 p.m.
May 15	Texas Tech*	1 p.m.
May 19	at Baylor*	6:30 p.m.
May 20	at Baylor*	6:30 p.m.
May 21	at Baylor*	3 p.m.
May 25-29	Big 12 Baseball Championship%	
June 3-6	NCAA Tucson Regional\$	
June 9-12	NCAA Super Regionals\$	
June 17-27	College World Series!	

Bold indicates home game • All Times Central & Subject To Change
* — Big 12 Conference game % — Globe Life Field • Arlington, Texas
— ONEOK Field • Tulsa, Okla. & — Riverfront Stadium • Wichita, Kan.
\$ — Campus Sites
! — Charles Schwab Field • Omaha, Neb.

SERIES CAPSULE

Kansas (8-11) at #4 Oklahoma State (15-6)

Fri., March 25 • 6 p.m. / Sat., March 26 • 6 p.m. / Sun., March 27 • 1 p.m.
O'Brate Stadium (8,000) • Stillwater, Okla.



	Value	NCAA Rank
Batting Avg.	.271	139
Base On Balls	115	22
Double Plays	11	161
Doubles	41	60
Earned Run Avg.	3.46	29
Fielding Pct.	.988	4
Hit By Pitch	21	171
Hits	196	67
Home Runs	24	54
On-Base Pct.	.382	96
Runs	141	76
Sac Bunts	9	67
Sac Flies	8	115
Scoring	6.7	96
Shutouts	1	70
Slugging Pct.	.435	99
Stolen Bases	26	88
Triples	3	173
K-to-BB Ratio	3.15	25
Ks Per 9 Inn.	11.0	146
WHIP	1.17	16
W-L Pct.	.714	40

	Value	NCAA Rank
Batting Avg.	.256	197
Base On Balls	86	126
Double Plays	8	233
Doubles	40	73
Earned Run Avg.	5.85	184
Fielding Pct.	.965	162
Hit By Pitch	19	197
Hits	173	153
Home Runs	15	150
On-Base Pct.	.355	189
Runs	107	181
Sac Bunts	4	189
Sac Flies	2	279
Scoring	5.6	181
Shutouts	n/a	n/a
Slugging Pct.	.393	173
Stolen Bases	20	141
Triples	4	114
K-to-BB Ratio	2.15	121
Ks Per 9 Inn.	8.6	174
WHIP	1.50	135
W-L Pct.	.421	189

OSU PROBABLE STARTERS

Position Players

		2022 Season Statistics					Noteworthy
Pos.	No.	Player	GP-GS	Avg.	HR	RBI	
C	33	Chase Adkison	18-16	.216	3	9	Previous stops at San Jacinto JC & Boise St.
1B	31	David Mendham	18-15	.260	1	15	Started 52 games at South Carolina in 2021
2B	7	Roc Riggio	18-18	.213	3	9	11th-round pick of Brewers in 2021 MLB Draft
or	1	Houston Morrill	9-9	.206	0	1	Missed 12 games with injury
SS	19	Marcus Brown	21-21	.256	1	9	2021 Appalachian League Player of Year
3B	13	Nolan McLean	20-20	.247	5	13	Cowboys' leading HR hitter
RF	4	Zach Ehrhard	19-18	.316	0	7	13th-round pick of Boston in 2021 MLB Draft
CF	28	Caeden Trenkle	20-20	.242	3	15	8 career triples
LF	17	Jake Thompson	21-21	.402	3	23	Top 5 in Big 12 in BA, RBI, hits, OBP
DH	12	Garrett Martin	14-11	.286	2	9	.524 slugging percentage

Probable Starting Pitchers

R/L	No.	Player	W-L	ERA	Last Appearance	W-L	IP	H	R	ER	BB	SO
R	27	Justin Campbell	2-1	2.15	3/18 vs. Seton Hall	W	6.0	5	1	1	3	10
R	16	Victor Mederos	1-1	6.33	3/17 vs. Seton Hall	W	6.1	8	3	3	2	4
R	3	Bryce Osmond	0-1	5.59	3/16 vs. Dallas Baptist	ND	6.0	6	4	4	3	6



2022 COWBOY BASEBALL ROSTER

NUMERICAL ROSTER

No.	Name	Position	B/T	Height	Weight	Year/Exp.	Hometown (Previous College/High School)
1	Hueston Morrill	INF/RHP	R/R	6-0	168	Jr./4th year	Live Oak, Fla. (Suwannee HS)
2	Aidan Meola	INF	R/R	6-1	198	Fr./1st year	Palm Beach Gardens, Fla. (Palm Beach Gardens HS)
3	Bryce Osmond	RHP	R/R	6-3	188	So./3rd year	Jenks, Okla. (Jenks HS)
4	Zach Ehrhard	INF/OF	R/R	5-11	179	Fr./1st year	Tampa, Fla. (Wharton HS)
5	Jaxson Crull	OF	L/L	6-1	165	So./2nd year	Bixby, Okla. (Bixby HS)
6	Cayden Brumbaugh	INF	R/R	5-9	172	Fr./1st year	Edmond, Okla. (Santa Fe HS)
7	Roc Riggio	INF/OF	L/R	5-9	179	Fr./1st year	Simi Valley, Calif. (Thousand Oaks HS)
8	Ian Daugherty	C	R/R	6-1	207	Fr./1st year	Kingfisher, Okla. (Kingfisher HS)
10	Lyle Miller-Green	INF/OF	R/R	6-6	229	So./3rd year	Burke, Va. (Chipola JC/George Mason/Lake Broddock HS)
12	Garrett Martin	INF/OF	R/R	6-4	216	Jr./4th year	Denver, Colo. (McLennan CC/Standley Lake HS)
13	Nolan McLean	INF/RHP	R/R	6-3	205	So./2nd year	Willow Springs, N.C. (Garner HS)
14	Bayden Root	RHP	R/R	6-2	216	Jr./4th year	Kokomo, Ind. (Ohio State/Kokomo HS)
15	Brett Brown	INF/OF	R/R	6-0	189	Jr./4th year	Godley, Texas (Weatherford JC/Texas A&M/Godley HS)
16	Victor Mederos	RHP	R/R	6-2	227	So./2nd year	Miami, Fla. (Miami/Westminster Christian HS)
17	Jake Thompson	INF/OF	L/R	6-0	207	Gr./6th year	Albert Lea, Minn. (Kentucky/Palomar CC/South Dakota State/Albert Lea HS)
19	Marcus Brown	INF	L/R	5-11	187	So./2nd year	Springdale, Ark. (Shiloh Christian HS)
22	Mitchell Stone	LHP	L/L	6-9	271	Jr./5th year	Edmond, Okla. (Deer Creek HS)
23	Jimmy Ramsey	RHP	R/R	6-9	273	Gr./5th year	Minnetonka, Minn. (Kentucky/Minnetonka HS)
24	Ryan Ure	LHP	R/L	6-8	231	Fr./1st year	Eaton, Colo. (Eaton HS)
25	Roman Phansalkar	RHP	R/R	6-1	195	Jr./5th year	Edmond, Okla. (Arizona/Heritage Hall HS)
26	Carson Benge	INF/RHP	L/R	6-1	175	Fr./1st year	Yukon, Okla. (Yukon HS)
27	Justin Campbell	RHP/DH	L/R	6-7	219	So./3rd year	Simi Valley, Calif. (Simi Valley HS)
28	Caeden Trenkle	OF	L/L	5-10	187	So./3rd year	Hillsboro, Texas (Hillsboro HS)
30	Solomon Washington	RHP	R/R	5-11	193	So./3rd year	Brentwood, Tenn. (Calhoun JC/Tennessee Tech/Centennial HS)
31	David Mendham	1B/C	L/R	6-1	204	Jr./4th year	Dorchester, Ontario, Canada (South Carolina/Connors State JC/London Catholic HS)
32	Drew Blake	LHP	L/L	6-1	194	Fr./1st year	Stillwater, Okla. (Stillwater HS)
33	Chase Adkison	C	R/R	6-0	202	So./3rd year	Grangeville, Idaho (San Jacinto JC/Boise St./Grangeville HS)
34	Dillon Marsh	LHP	L/L	6-1	213	Jr./4th year	Elizabethtown, Pa. (Kentucky/Lancaster Catholic HS)
36	John Bay	OF	R/R	6-1	211	RS-Fr./2nd year	Shattuck, Okla. (Shattuck HS)
40	Kale Davis	RHP	R/R	6-4	225	So./3rd year	Oklahoma City, Okla. (Westmoore HS)
41	Colton Bowman	LHP	R/L	6-2	194	So./3rd year	Bullard, Texas (Bullard HS)
43	Riley Taylor	RHP	R/R	6-3	212	So./4th year	Haslet, Texas (V.R. Eaton HS)
44	Cole Cosman	C	L/R	5-11	183	So./3rd year	Wentzville, Mo. (Hutchinson CC/Timberland HS)
45	Landry Kyle	RHP	R/R	6-3	200	So./2nd year	Oklahoma City, Okla. (Seminole St. JC/Heritage Hall HS)
49	Bowen Bridges	RHP	R/R	6-1	189	Fr./1st year	Edmond, Okla. (Heritage Hall HS)
51	Jacob Bookout	RHP	L/R	6-5	209	RS-Fr./2nd year	Oklahoma City, Okla. (Oklahoma Christian HS)
52	Griffin Doerschling	1B	R/R	6-4	251	Gr./5th year	Greendale, Wis. (Northern Kentucky/Greendale HS)
53	Ryan Bogusz	RHP	R/R	6-2	177	So./3rd year	Frisco, Texas (Lone Star HS)
54	Trevor Martin	RHP	R/R	6-5	238	So./2nd year	Asher, Okla. (Asher HS)
56	Spencer Cochran	RHP	R/R	6-4	217	So./4th year	Prosper, Texas (Prosper HS)

COACHES

9	Josh Holliday – Head Coach (10th Season)
42	Rob Walton – Assistant Coach (10th Season)
18	Justin Seely – Assistant Coach (First Season)
50	Matt Holliday – Volunteer Assistant Coach (Third Season)
21	Robin Ventura – Student Assistant (Third Season)
	Roland Fanning – Director of Player Development (Fifth Season)
	Victor Romero – Director of Baseball Operations (Sixth Season)
	Wes Ulm – Strength & Conditioning/Sports Performance (Second Season)
	Eli Williams – Athletic Trainer (10th Season)
	Jon Littell & Colton Lovelace – Graduate Managers



2022 COWBOY BASEBALL ROSTER

ROSTER BREAKDOWN

INFIELDERS

Carson Bengé, Brett Brown, Marcus Brown, Cayden Brumbaugh, Griffin Doersching, Zach Ehrhard, Garrett Martin, Nolan McLean, David Mendham, Aidan Meola, Lyle Miller-Green, Hueston Morrill, Roc Riggio, Jake Thompson

OUTFIELDERS

John Bay, Brett Brown, Jaxson Crull, Zach Ehrhard, Garrett Martin, Lyle Miller-Green, Roc Riggio, Jake Thompson, Caeden Trenkle

CATCHERS

Chase Adkison, Cole Cosman, Ian Daugherty, David Mendham

RIGHT-HANDED PITCHERS

Carson Bengé, Ryan Bogusz, Jacob Bookout, Bowen Bridges, Justin Campbell, Spencer Cochran, Kale Davis, Landry Kyle, Trevor Martin, Nolan McLean, Victor Mederos, Hueston Morrill, Bryce Osmond, Roman Phansalkar, Jimmy Ramsey, Bayden Root, Riley Taylor, Solomon Washington

LEFT-HANDED PITCHERS

Drew Blake, Colton Bowman, Dillon Marsh, Mitchell Stone, Ryan Ure

BY CLASS

Grads/Seniors (3): Doersching, Ramsey, Thompson

Juniors (8): B. Brown, Mendham, Morrill, Marsh, G. Martin, Phansalkar, Stone, Root

Sophomores (18): Adkison, Bogusz, Bowman, M. Brown, Campbell, Cochran, Cosman, Crull, Davis, Kyle, T. Martin, McLean, Mederos, Miller-Green, Osmond, Taylor, Trenkle, Washington

Redshirt Freshmen (2): Bay, Bookout

First-Year Freshmen (9): Bengé, Blake, Bridges, Brumbaugh, Daugherty, Ehrhard, Meola, Riggio, Ure

BY STATE/COUNTRY

Oklahoma (14): Bay, Bengé, Blake, Bookout, Bridges, Brumbaugh, Crull, Daugherty, Davis, Kyle, T. Martin, Osmond, Phansalkar, Stone

Texas (6): Bogusz, Bowman, B. Brown, Cochran, Taylor, Trenkle

Florida (4): Ehrhard, Mederos, Meola, Morrill

California (2): Campbell, Riggio

Minnesota (2): Ramsey, Thompson

Arkansas (1): M. Brown

Colorado (1): G. Martin

Idaho (1): Adkison

Indiana (1): Root

Missouri (1): Cosman

North Carolina (1): McLean

Pennsylvania (1): Marsh

Tennessee (1): Washington

Utah (1): Ure

Virginia (1): Miller-Green

Wisconsin (1): Doersching

Canada (1): Mendham

ALPHABETICAL ROSTER


No.	Name	Pos.
33	Adkison, Chase	C
36	Bay, John	OF
26	Bengé, Carson	INF/RHP
32	Blake, Drew	LHP
53	Bogusz, Ryan	RHP
51	Bookout, Jacob	RHP
41	Bowman, Colton	LHP
49	Bridges, Bowen	RHP
15	Brown, Brett	INF/OF
19	Brown, Marcus	INF
6	Brumbaugh, Cayden	INF
27	Campbell, Justin	RHP/DH
56	Cochran, Spencer	RHP
44	Cosman, Cole	C
26	Crull, Jaxson	OF
8	Daugherty, Ian	C
40	Davis, Kale	RHP
52	Doersching, Griffin	1B
4	Ehrhard, Zach	INF/OF
45	Kyle, Landry	RHP
34	Marsh, Dillon	LHP
12	Martin, Garrett	INF/OF
54	Martin, Trevor	RHP
13	McLean, Nolan	INF/RHP
16	Mederos, Victor	RHP
31	Mendham, David	1B/C
2	Meola, Aidan	INF
10	Miller-Green, Lyle	INF/OF
1	Morrill, Hueston	INF/RHP
3	Osmond, Bryce	RHP
25	Phansalkar, Roman	RHP
23	Ramsey, Jimmy	RHP
7	Riggio, Roc	INF/OF
14	Root, Bayden	RHP
22	Stone, Mitchell	LHP
43	Taylor, Riley	RHP
17	Thompson, Jake	INF/OF
28	Trenkle, Caeden	OF
24	Ure, Ryan	LHP
30	Washington, Solomon	RHP

PRONUNCIATION GUIDE


Bogusz	bogus
Cosman	coz-man
Doersching	door-shing
Ehrhard	air-hard
Hueston Morrill	hue-ston more-ull
McLean	mc-lane
Aidan Meola	ay-den me-oh-la
Phansalkar	fan-salker
Riggio	ri-geo
Ure	yur




RADIO/TV CHART




1
Hueston Morrill
INF/RHP • R/R • 6-0, 168
JR • Live Oak, FL




2
Aidan Meola
INF • R/R • 6-1, 198
FR • Palm Beach Gardens, FL



3
Bryce Osmond
RHP • 6-3, 188
SO • Tulsa, OK



4
Zach Ehrhard
INF/OF • R/R • 5-11, 179
FR • Tampa, FL



5
Jaxson Crull
OF • L/L • 6-1, 172
SO • Bixby, OK



6
Cayden Brumbaugh
INF • R/R • 5-9, 171
FR • Edmond, OK




7
Roc Riggio
INF/OF • L/R • 5-9, 179
FR • Simi Valley, CA



8
Ian Daugherty
C • R/R • 6-1, 207
FR • Kingfisher, OK



10
Lyle Miller-Green
INF/OF • R/R • 6-6, 229
SO • Burke, VA



12
Garrett Martin
INF/OF • R/R • 6-4, 216
JR • Denver, CO



13
Nolan McLean
INF/RHP • R/R • 6-3, 205
SO • Willow Springs, NC



14
Bayden Root
RHP • 6-2, 216
JR • Kokomo, IN



15
Brett Brown
INF/OF • R/R • 6-0, 189
JR • Godley, TX



16
Victor Mederos
RHP • 6-2, 227
SO • Miami, FL



17
Jake Thompson
INF/OF • L/R • 6-0, 207
GR • Albert Lea, MN




19
Marcus Brown
INF • L/R • 5-11, 187
SO • Springdale, AR




22
Mitchell Stone
LHP • 6-9, 271
JR • Edmond, OK




23
Jimmy Ramsey
RHP • 6-9, 273
GR • Minnetonka, MN




24
Ryan Ure
LHP • 6-8, 231
FR • Eaton, CO



25
Roman Phansalkar
RHP • 6-1, 195
JR • Edmond, OK



26
Carson Bengel
INF/RHP • L/R • 6-1, 175
FR • Yukon, OK



27
Justin Campbell
RHP/DH • L/R • 6-7, 219
SO • Simi Valley, CA



28
Caeden Trenkle
OF • L/L • 5-10, 187
SO • Hillsboro, TX



30
Solomon Washington
RHP • 5-11, 193
SO • Brentwood, TN




31
David Mendham
1B/C • L/R • 6-1, 204
JR • Ontario, Canada




32
Drew Blake
LHP • 6-1, 194
FR • Stillwater, OK




33
Chase Adkison
C • R/R • 6-0, 202
SO • Grangeville, ID




34
Dillon Marsh
LHP • 6-1, 213
JR • Elizabethtown, PA



36
John Bay
OF • R/R • 6-1, 211
RS-FR • Shattuck, OK



40
Kale Davis
RHP • 6-4, 225
SO • Oklahoma City, OK



41
Colton Bowman
LHP • 6-2, 194
SO • Bullard, TX



43
Riley Taylor
RHP • 6-3, 212
SO • Haslet, TX



44
Cole Cosman
C • L/R • 5-11, 183
SO • Wentzville, MO




45
Landry Kyle
RHP • 6-3, 200
SO • Oklahoma City, OK




49
Bowen Bridges
RHP • 6-1, 189
FR • Edmond, OK




51
Jacob Bookout
RHP • 6-5, 209
RS-FR • Oklahoma City, OK



52
Griffin Doersching
1B • R/R • 6-4, 251
GR • Greendale, WI




53
Ryan Bogusz
RHP • 6-2, 177
SO • Frisco, TX




54
Trevor Martin
RHP • 6-5, 238
SO • Asher, OK




56
Spencer Cochran
RHP • 6-4, 217
SO • Prosper, TX




9
Josh Holliday
Head Coach
10th Season



42
Rob Walton
Assistant Coach
10th Season



18
Justin Seely
Assistant Coach
First Season




50
Matt Holliday
Volunteer Asst. Coach
Third Season




21
Robin Ventura
Student Asst. Coach
Third Season




Roland Fanning
Dir. Player Development
Fifth Season



Victor Romero
Director of Operations
Sixth Season



Eli Williams
Athletic Trainer
11th Season



Wes Ulm
Strength & Conditioning/
Sports Performance
Second Season

GAME NOTES



2022 BIG 12 CONFERENCE STANDINGS

	Big 12		Overall	
	W	L	W	L
TCU	2	1	15	5
Baylor	1	2	11	9
Texas Tech	0	0	18	4
Texas	0	0	18	5
Oklahoma State	0	0	15	6
Oklahoma	0	0	12	7
Kansas State	0	0	11	8
West Virginia	0	0	10	8
Kansas	0	0	8	11

Big 12 Weekend Schedule

Friday	
Youngstown State at West Virginia	5:30 p.m.
Kansas State at TCU	6 p.m.
Texas at Texas Tech	6:30 p.m.
Baylor at Oklahoma	6:30 p.m.
Saturday	
Texas at Texas Tech	2 p.m.
Baylor at Oklahoma	2 p.m.
Kansas State at TCU	2 p.m.
Youngstown State at West Virginia	3 p.m.
Sunday	
Youngstown State at West Virginia	12 p.m.
Kansas State at TCU	1 p.m.
Texas at Texas Tech	2 p.m.
Baylor at Oklahoma	2 p.m.

...

2022 Big 12 Preseason Coaches Poll

1. Texas (8)	6. Oklahoma
2. Oklahoma State (1)	7. Kansas State
3. Texas Tech	8. West Virginia
4. TCU	9. Kansas
5. Baylor	

...

Awards & Watch Lists

Justin Campbell	• Preseason All-Big 12
	• Preseason All-America 1st Team (Collegiate Baseball, D1Baseball, Perfect Game, NCBWA)
	• Golden Spikes Award Watch List
Trevor Martin	• Big 12 Pitcher of Week, 2/21
Nolan McLean	• Preseason All-Big 12
	• Preseason All-America 3rd Team (D1 Baseball)
Jake Thompson	• Preseason All-Big 12
Victor Mederos	• Preseason All-America 2nd Team (Baseball America)

About Oklahoma State

- Winners of eight in a row, OSU is 15-6 on the season, and the fourth-ranked Cowboys open Big 12 Conference play Friday against Kansas at O'Brate Stadium.
- The Cowboys are coming off a 36-19-1 season in 2021 in which they earned an eighth consecutive NCAA Regional berth. OSU finished fourth in the Big 12 Conference standings at 12-12.
- OSU returns 13 letterwinners from a year ago, including four position starters and nine pitchers. Highlighting the list are Preseason All-Americans Justin Campbell, Victor Mederos and Nolan McLean, as well as Jake Thompson, a Preseason All-Big 12 pick along with Campbell and McLean.
- The 2022 season is OSU's 10th under head coach Josh Holliday, who is 334-183-2 at his alma mater.

About Kansas

- Kansas is 8-11 on the season and coming off a midweek loss at Wichita State. The Jayhawks are hitting .256 while their pitching staff sports a 5.85 ERA.
- Ritch Price is in his 20th season as KU's head coach and owns a 569-534-3 career record.
- KU's starting pitching rotation vs. the Cowboys is expected to be:
Friday: LHP Daniel Hegarty — 2-1, 7.62 ERA in nine relief appearances, 12 K, 4 BB in 13.0 IP
Saturday: RHP Cole Larsen — 0-3, 5.04 ERA in five starts, 21 K, 7 BB in 30.1 IP
Sunday: RHP Ryan Vanderhei — 3-1, 3.86 ERA in five starts, 33 K, 14 BB in 28.0 IP

Cowboys vs. Jayhawks

OSU is 146-57 all time against Kansas, including a 15-10 mark under Josh Holliday. The Cowboys won last year's series in Lawrence with victories in the first two games.

R-E-S-P-E-C-T

After being ranked as high as No. 7 in the preseason and rising to No. 3 on Feb. 21 to match its highest-ever ranking under Josh Holliday, OSU checks in as high as No. 4 in this week's *Perfect Game* poll. The Cowboys are also ranked No. 9 by *D1Baseball*, 10th by *Baseball America*, 13th in the *USA Today* coaches poll, 14th in the NCBWA rankings and 25th by *Collegiate Baseball*.

From March 4, 2013 to April 3, 2017, OSU was ranked in at least one national poll, a streak of 77 consecutive weeks. During that time, the Cowboys spent 18 weeks in the Top 10 and were ranked as high as No. 3 (by the NCBWA in 2014). They have finished in the top 10 in the final national polls twice under Josh Holliday — 10th in 2014 and fourth in 2016.

High Five

Oklahoma State entered the 2022 season as the fifth-winningest team in NCAA baseball history in terms of winning percentage at .661.

Team	Seasons	Wins	Losses	Ties	Pct.
1. Texas	125	3,576	1,353	31	.724
2. Florida State	74	2,967	1,137	11	.722
3. Miami (Fla.)	77	2,681	1,129	18	.703
4. Arizona State	110	2,943	1,490	8	.664
5. Oklahoma State	110	2,706	1,386	6	.661

2,706 & Counting

Oklahoma State began the 2022 season 14th on the NCAA's all-time Division I wins list with 2,706. The Cowboys are one of only 14 programs in Division I history to reach 2,700 victories, and of those, only one — Florida State — has played fewer seasons than OSU's 110.

Star Studded

With Matt Holliday (volunteer assistant) and Robin Ventura (student assistant) on its staff, OSU has a coaching duo unique to a college baseball dugout. Between them, Holliday and Ventura played in nearly 4,000 Major League Baseball games over 31 seasons and accumulated 610 home runs, 2,402 RBIs and nine All-Star selections.

Holliday won four Silver Slugger Awards and played in three World Series, including winning a title with St. Louis in 2011, while Ventura racked up six Gold Gloves as a third baseman and also spent five seasons (2012-16) as the manager of the Chicago White Sox, leading them to 375 wins.

Orange Blood

Baseball — and Oklahoma State — is a family affair for Josh Holliday.

Josh's father, Tom, served as an OSU assistant coach for 19 years then took over as the Cowboys' head coach from 1997-2003, leading the program to a College World Series appearance in 1999 (and coaching Josh in his final three college seasons). Tom spent four decades as a collegiate coach and was inducted into the OSU Cowboy Baseball Hall of Fame in 2016.

Josh's younger brother, Matt, was a Major League Baseball standout from 2004-18 who was named to seven All-Star teams in 15 career seasons with the Rockies, Athletics, Cardinals and Yankees.

Matt joined the OSU staff as a volunteer assistant in July 2019.

Josh's uncle, Dave Holliday, was an OSU assistant coach from 1981-87 and has since held a variety of roles in Major League Baseball, including his current spot as a professional scout for Philadelphia.

GAME NOTES



JOSH HOLLIDAY

**Head Coach,
10th Season**

Josh Holliday returned home to Stillwater in 2012 poised to lead the Oklahoma State baseball program back to national prominence, and he has done just that over the decade.

Holliday took over OSU baseball on June 8, 2012, when he was named the 15th head coach in program history. The Oklahoma State alumnus and native of Stillwater had served the previous three seasons as an assistant coach at Vanderbilt and established himself as one of the nation's top assistant coaches over a span of just over a decade.

Holliday's hire has paid huge dividends as he has led the OSU program back to national prominence in his first eight seasons at the helm.

Since Holliday took over the reins, the Cowboys have never failed to make the postseason as he has guided them to eight NCAA Regional appearances. During his tenure, the program has also celebrated three Big 12 Conference championships, including the program's first-ever regular season title, three NCAA Super Regional berths and a return to the College World Series for the first time since his playing days in 1999.

Over the last nine years, OSU has won 320 games, the second-highest win total among Big 12 teams during that span, and has finished first or second in the conference standings five times. His win total ranks as the third highest in program history, trailing only Gary Ward (953) and Frank Anderson (329).

OSU's impressive 2016 run saw the Pokes make their 20th College World Series appearance, and Holliday became one of only 17 people in NCAA history to reach the CWS as both a player and head coach after playing for OSU teams in 1996 and 1999 that advanced to Omaha.

Holliday, who was named the 2016 ABCA/Diamond Midwest Regional Coach of the Year, guided OSU to a 43-22 overall record, and the Cowboys finished the season ranked No. 4 in the final national polls.

Holliday is the first former OSU player to serve as the program's head coach. A four-year letterwinner for the Cowboys from 1996-99, Holliday was a starter on Cowboy teams that made four NCAA Tournament appearances and reached the College World Series in 1996 and 1999.

During a career that spanned 256 games, which ranks second all time at OSU, Holliday compiled a career .311 batting average to go along with 53 home runs, 62 doubles and 237 RBIs. He was inducted into the OSU Baseball Hall of Fame in 2003.

Holliday was a three-time All-Big 12 performer, earning first-team honors in 1998 (at catcher) and 1999 (at third base). He was a second-team selection as a utility player in 1997 and was named the Big Eight Conference Freshman of the Year and a Freshman All-American in 1996.

Holliday was selected in the 1999 Major League Baseball Draft by Toronto in the ninth round and spent two years in the Blue Jays organization. Following his professional baseball career, Holliday returned to Stillwater and joined the OSU coaching staff, where he served as an assistant for three seasons. He was a student assistant in 2001 before joining the full-time staff the following year.

Holliday left Stillwater to continue his coaching career in 2004, and over an 11-year span, he served as an assistant coach at some of the nation's top baseball programs, serving stints on the staffs at North Carolina State, Georgia Tech, Arizona State and Vanderbilt. He coached on seven NCAA Tournament teams and three of those advanced to the College World Series (Georgia Tech in 2006, Arizona State in 2009 and Vanderbilt in 2011).

Holliday Year-By-Year At OSU

	Overall	Big 12
2013	41-19	13-10
2014	48-18	18-6
2015	38-20	14-8
2016	43-22	16-8
2017	30-27	8-14
2018	31-26-1	16-8
2019	40-21	14-9
2020	13-5	0-0
2021	36-19-1	12-12
2022	15-6	0-0
Totals	335-183-2 (.646)	111-75 (.597)

THE JOSH HOLLIDAY FILE

- **1996-99:** Played at Oklahoma State
- **1999-00:** Played in Toronto Blue Jays organization
- **2001-03:** Oklahoma State assistant coach
- **2004:** North Carolina State assistant coach
- **2005-07:** Georgia Tech assistant coach
- **2008-09:** Arizona State assistant coach
- **2010-12:** Vanderbilt assistant coach
- **2013-pres.:** Oklahoma State head coach

Building A Winner

- In nine seasons as head coach at his alma mater, Josh Holliday has built a sparkling resume.
- The Cowboys have earned eight NCAA Regional berths, advanced to three Super Regionals and played in the College World Series for the first time since Holliday was a senior for the Cowboys in 1999.
- OSU finished first or second in the Big 12 Conference standings five times, claiming the program's first-ever regular season Big 12 title in 2014 and finishing second in 2013, 2015, 2016 and 2018.
- The Cowboys finished in the top 10 in the national rankings in 2014 (10th) and 2016 (4th) after ending the 2013 season ranked as high as No. 19. In 2019, they were ranked as high as 11th in the final polls.
- The Pokes have added three Big 12 championships to the program's total. In 2014, OSU won its first-ever Big 12 Conference regular season championship, and the 2017 club captured the second Big 12 Championship title in program history. The Cowboys also claimed the conference tourney title in 2019.
- OSU hosted NCAA Regionals in 2014 and 2015 and was the top-seeded team both times. The Cowboys were also awarded a No. 9 national seed and host and top-seed status of the NCAA Oklahoma City Regional in 2019.
- Holliday has coached 71 All-Big 12 performers, seven All-Americans, two Big 12 Pitcher of the Year honorees, two Big 12 Newcomer of the Year winners and a Big 12 Player of the Year.

Number Two And A Long Way To Go

With 335 wins, Josh Holliday ranks second on OSU's all-time wins list behind hall of famer Gary Ward, who guided the Pokes to 953 victories in 19 seasons, and he is one of only four coaches to reach the 300-win milestone with the Cowboys, joining Ward, Frank Anderson (329) and Toby Greene (318).

Holliday recorded his 300th career win as a head coach when he led his alma mater to a 5-4 win over Bedlam-rival Oklahoma on March 30 in Stillwater.

Close Calls

OSU is 81-50 in one-run games under Josh Holliday, and 84 of the Cowboys' 183 losses under Holliday have come by two runs or less.

Armed & Dangerous

In nine seasons under Rob Walton's direction, OSU's pitching staff has posted impressive numbers.

The Cowboys' success under Walton includes 26 All-Big 12 pitchers, four All-Americans (three of those first-teamers), two Big 12 Pitcher of the Year winners and 22 MLB Draft picks, including a first rounder.

More of how the Cowboys have performed under Walton, who was named the 2016 ABCA/Baseball America Assistant Coach of the Year:

- Four of OSU's pitching staffs under Walton recorded an ERA of 3.29 or lower.
- In 2016, the Cowboys led the Big 12 with 574 strikeouts, 10 shutouts and 21 saves, totals that each ranked as the second highest in a single season in school history.
- OSU's pitching staff led the Big 12 in ERA in conference-only games in 2014 (2.43) and 2015 (2.50).
- The Pokes' 2.84 ERA in 2015 ranked eighth nationally and was the lowest by an OSU staff since 1973.
- OSU recorded seven shutouts in 2013, 2014, 2019 and 2021, and the Pokes had 10 in 2016, the second most in a single season in program history. Those totals also mark five of only eight times in program history the Cowboys have tallied seven shutouts or more in a season; in the 26 seasons prior to 2013, OSU reached seven shutouts only once.
- Jason Hursh was a first-round pick in the 2013 MLB Draft, Brendan McCurry (2014), Michael Freeman (2015) and Thomas Hatch (2016) were first-team All-Americans and Freeman and Hatch (2016) were named Big 12 Pitcher of the Year.

Just Say No

OSU's 2022 roster includes eight players who have been Major League Baseball Draft picks.

Name	Year Drafted	Team	Round
Justin Campbell	2019	Houston	18th
Zach Ehrhard	2021	Boston	13th
Garrett Martin	2018	Baltimore	22nd
Hueston Morrill	2018	Los Angeles Angels	36th
Bryce Osmond	2019	Washington	35th
Roc Riggio	2021	Milwaukee	11th
Caeden Trenkle	2019	Chicago White Sox	28th
Ryan Ure	2021	Texas	16th

Go Pro

During Josh Holliday's tenure as head coach, OSU has had 49 players selected in the Major League Baseball Draft. Fifteen of those were top 10 round picks, including 2013 first-rounder Jason Hursh.

In 2016, OSU tied a program record with 11 MLB Draft picks. (The 2007 Cowboys also had 11 draftees). The 11 draft picks tied the Cowboys with Mississippi State for the third most of any Division I program in 2016 behind only Texas A&M (13) and Southern California (12). Five of those went in the first 10 rounds, which marked the most top-10-round picks for OSU since five Pokes were taken in the top-10 rounds in 2008. Seven of the OSU players drafted were pitchers.

In 2019, OSU's eight draft picks tied for the ninth most of any Division I program; all eight were selected in the first 30 rounds, tying the Cowboys for the fifth-highest total in Division I.

GAME NOTES

COWBOY BASEBALL BY THE NUMBERS

2,706/.661	OSU entered the 2022 season, the 111th in program history, with 2,706 wins and a .661 winning percentage
197	OSU's 197 All-Big 12 selections are the most of any program in conference history
121	OSU Cowboys have earned All-American honors 121 times in the program's history
100	Career home runs by Cowboy Pete Incaviglia, an NCAA record
61	OSU's record for wins in a season, set in 1984 & 1988
58	Consecutive game hitting streak for Robin Ventura in 1987, an NCAA record
48/143	Number of home runs & RBIs for Pete Incaviglia during the 1985 season, both NCAA records
49	Number of Cowboys to earn All-Big 12 First Team honors
46	NCAA Tournament berths for OSU, the fourth-highest total all time
33	Conference championships for the Cowboys (24 Big Eight, 5 Missouri Valley, 4 Big 12)
26	Cowboys have been named first-team All-American
24	Big Eight Conference championships, a record
20	College World Series appearances by OSU, which ranks sixth all time
18	Cowboys drafted in the first round of the Major League Baseball Draft
16	OSU won an NCAA record 16-straight Big Eight Conference championships from 1981-1996
15	Top 10 finishes in Baseball America final season polls (since 1981)
7	50 win seasons by the Cowboys
6	Berths in the College World Series championship game
5	NCAA Super Regional appearances by the Cowboys – 1999, 2007, 2014, 2016, 2019
4	Cowboys in the National College Baseball Hall of Fame – Robin Ventura, Pete Incaviglia, Gary Ward & Tom Borland
3	Cowboys named Big 12 Conference Pitcher of the Year – Thomas Hatch (2016), Michael Freeman (2014) & Andrew Heaney (2012)
2	Cowboy alumni who have been Major League Baseball managers – Robin Ventura (White Sox) & John Farrell (Blue Jays, Red Sox)
2	Cowboys named Big 12 Conference Player of the Year – Zach Fish (2014) & Tyler Mach (2006)
1	National championship for OSU, in 1959
1	Golden Spikes Award winner – Robin Ventura in 1988

Big Time In Big 12

Entering the conference portion of the 2022 schedule, Josh Holliday ranks fifth all time among head coaches in winning percentage in Big 12 play at .597. In eight seasons, he's led the Pokes to a 111-75 mark.

Everybody's Golden All-American

Justin Campbell is a consensus Preseason First-Team All-American as he earned that distinction from *D1Baseball*, Perfect Game and the NCBWA.

The Cowboy right-hander is also one of 55 players on USA Baseball's Golden Spikes Award Watch List.

All-American Cowboys

Joining Justin Campbell on the list of OSU Preseason All-Americans are Victor Mederos and Nolan McLean. Mederos was a Preseason All-America Second Team selection by *Baseball America*, while McLean earned third-team honors from *D1Baseball*.

Big 12 Love For The Pokes

OSU was picked by league coaches to finish second behind Texas in the 2022 Big 12 Conference standings. Three Cowboys - Justin Campbell, Nolan McLean and Jake Thompson - were named to the Preseason All-Big 12 Team, while Victor Mederos was named the Preseason Newcomer of the Year and Roc Riggio the Preseason Freshman of the Year.

Cowboys Of Summer

A number of Cowboys had successful stints in various summer leagues in 2021.

- **Marcus Brown** - Named the Appalachian League Player of the Year. Hit .407 and led Elizabethton River Riders in RBIs, runs and walks.
- **Justin Campbell** - Played for Team USA Collegiate National Team.
- **Lyle Miller-Green** - Led Cape Cod League in RBIs as a member of the Chatham Anglers.
- **John Bay** - Led the Appalachian League with 10 home runs
- **Griffin Doersching** - Second in the Northwoods League with nine homers
- **Jaxson Crull** - Appalachian League All-Star
- **Chase Adkison** - Appalachian League All-Star
- **Jimmy Ramsey** - College Summer League All-Star
- **Jake Thompson** - Cape Cod League All-Star, led Brewster Whitecaps to championship
- **Roman Phansalkar** - California Collegiate League All-Star and champion
- **Trevor Martin** - 27 K in 19.1 IP for Chatham in Cape Cod League, named Most Outstanding Reliever

Change Of Scenery

OSU added six Division I transfers to its roster for 2022 - Victor Mederos (Miami), Bayden Root (Ohio State), Jimmy Ramsey (Kentucky), Dillon Marsh (Kentucky), David Mendham (South Carolina) and Griffin Doersching (Northern Kentucky). Additionally, the Cowboys have four new JUCO transfers with D1 experience - Lyle Miller-Green (George Mason), Brett Brown (Texas A&M), Solomon Washington (Tennessee Tech) and Chase Adkison (Boise State).

A Star Is Born

Justin Campbell blossomed into an All-American in 2021, building an impressive resume by dominating on the mound and also being a threat with a bat in his hands.

In 14 appearances (13 starts), the righty posted a 7-2 record and 2.57 ERA, and he recorded 102 strikeouts in 84 innings, marking the 18th time an OSU pitcher has recorded 100 strikeouts in a season. He became the 15th different Cowboy hurler to achieve the feat and the first since Thomas Hatch (112) and Trey Cobb (100) in 2016.

Campbell earned All-American status from *Collegiate Baseball*, Perfect Game/Rawlings and *Baseball America*, and he was named All-Big 12 First Team as both a pitcher and utility player.

Last season, Campbell also played in 30 games as a DH and pinch hitter and hit .269 with a home run, five doubles and 10 RBIs, and he was one of five finalists for the John Olerud Two-Way Player of the Year Award.

Campbell became the second player in OSU history to earn All-Big 12 honors at two different positions in the same season, joining Jordy Mercer on that list. He is the only Cowboy to earn first-team accolades at two positions as Mercer was named to the first team as a utility player and made the second team as a shortstop in 2008.

No-No

Justin Campbell joined an elite group by tossing a no-hitter against Kansas on May 8, 2021.

Campbell's historic day marked only the third nine-inning no-hitter by an OSU pitcher in the 110-year history of the program and the first since 1968. It was the ninth no-hitter by an individual in program history, with five of those coming in seven-inning games and one in a five-inning contest.

Campbell needed just 99 pitches to secure the no-hitter as he struck out 11 and improved to 5-1 with his first-career shutout. He issued just one walk, which came with one out in the eighth inning and was the only thing that kept him from a perfect game.

The no-hitter was the first for OSU since 1993 when four Cowboy hurlers combined for the feat.

Campbell's no-hitter was the 19th in Big 12 history and the 12th by an individual.

GAME NOTES

COWBOYS IN THE PROS



Name (Yrs. at OSU)

Team

Thomas Hatch, RHP (2014-15)	Blue Jays
Andrew Heaney, LHP (2010-12)	Dodgers
Jonathan Heasley, RHP (2017-18)	Royals
Donnie Walton, INF (2013-16)	Mariners



Triple A

Ben Leeper, RHP (2016-20)	Iowa (Cubs)
Carson Teel, LHP (2016-18)	Rochester (Nationals)

Double A

Blake Battenfield, RHP (2014-17)	Birmingham (White Sox)
Peyton Battenfield, RHP (2017-19)	Akron (Guardians)
Trey Cobb, RHP (2014-17)	Binghamton (Mets)
Matt Kroon, INF (2018)	Reading (Phillies)
Andrew Navigato, INF (2019)	Erie (Tigers)
Kaden Polcovich (2020)	Arkansas (Mariners)
Garrett Williams, LHP (2014-16)	Springfield (Cardinals)

High-A

Brady Basso, LHP (2017-19)	Lansing (Athletics)
Logan Gragg, RHP (2019)	Peoria (Cardinals)
Jake Lyons, RHP (2019)	Aberdeen (Orioles)

Low-A

Trevor Boone, OF (2017-19)	Fresno (Rockies)
Zach Cable, RHP (2020-21)	Kannapolis (White Sox)
Jensen Elliott, RHP (2016-19)	Delmarva (Orioles)
Christian Encarnacion-Strand (2021)	Fort Myers (Twins)
Colin Simpson, C (2016-19)	Fresno (Rockies)

Rookie

Brett Standlee, RHP (2019-21)	ACL Giants Orange (Giants)
-------------------------------	----------------------------

'K'onsistency

Justin Campbell leads the Big 12 and ranks eighth nationally with 49 strikeouts. He has posted double digit strikeouts in each of his last three starts (10-12-10) and has struck out at least eight in all five of his starts on the season.

In 2021, Campbell struck out 10 or more in five of his 13 starts and had six games of eight-plus Ks.

Jake Rakes

Jake Thompson has established himself as one of the Big 12's top hitters, sporting a .402 batting average that ranks fourth in the conference. He is also third in the league with 33 hits, fourth with 23 RBIs and fifth with a .500 on-base percentage.

Thompson, who Josh Holliday calls one of the best two-strike hitters he's ever coached, has reached base safely in 36 of OSU's last 37 games, including a streak of 25 consecutive games during that stretch, and he leads the Cowboys with 10 multi-hit games.

A sixth-year graduate student who has found a home at his fourth college stop, Thompson is OSU's leading returning hitter after posting a .342 batting average last season, and he was the Big 12's top hitter in conference-only games in 2021 with a .393 average.

Small Town, Big Time

What is it about OSU closers and small towns?! We don't know, but Trevor Martin is continuing a trend this season.

Martin hails from Asher, Oklahoma, population 412, and the right-hander is 1-0 with a Big 12-best six saves and a 3.29 ERA in a team-high 12 stints out of the bullpen this season. He's also tallied 25 strikeouts in 13 2/3 innings of work. He ranks fifth nationally in saves and eighth in appearances.

In 2014, Brendan McCurry set OSU's single-season saves record with 19 to earn first-team All-America honors. A native of Tupelo, Oklahoma, population 330, McCurry is also the Cowboys' leader in career saves with 27. His brother, Randy, had 10 saves in 2009 and finished his career with a dozen.

Another small-town Oklahoma kid, Jordy Mercer, from Taloga, Oklahoma, population 300, served as OSU's closer from 2006-08 and ranks second on OSU's all-time list with 17 saves.

Late-Inning Heroics

The Cowboys have shown a flair for the dramatic to find success late in games and emerge victorious.

- In the series finale and rubber game at Vanderbilt, the Cowboys scored two runs in the ninth inning to break a 5-5 tie and claim the win.
- The Cowboys trailed Wright State 6-2 in the ninth inning of the second game of their Sunday double-header but scored four runs to send the game to extra innings before getting a walk-off win in the 10th.
- OSU was down 4-1 after seven innings in its series opener at Arizona State but plated four runs in the eighth inning and two in the ninth to secure a 7-5 victory.
- In game two of the BYU series, neither team had scored entering the eighth inning. The Pokes rallied for three runs with two outs and went on to a 3-0 win.
- Trailing 4-3 in the seventh against DBU, the Cowboys rallied for two runs in the inning en route to a 5-4 win.
- Jake Thompson's two-out, three-run homer in the bottom of the eighth inning in the series finale against Seton Hall snapped a 3-3 tie in a game OSU went on to win 6-4.

Short Hops

- OSU currently sits at No. 28 in the official NCAA RPI, while Kansas is No. 146.
- The Cowboys' pitching staff ranks second in the Big 12 with a 3.46 ERA and 233 strikeouts.
- OSU's .988 fielding percentage ranks fourth nationally and leads the Big 12. The Cowboys have committed just nine errors on the season.
- Cowboy pinch hitters are 14-for-27 (.519) on the season.

Here, There, Everywhere

A breakdown by venue of the Cowboys' record under Josh Holliday.

Year	Home	Away	Neutral
2013	24-7	9-7	8-5
2014	25-10	13-4	10-4
2015	19-8	9-9	10-3
2016	18-7	19-8	6-7
2017	16-14	6-10	8-3
2018	12-10-1	15-14	4-2
2019	19-7	12-11	9-3
2020	10-1	2-2	1-2
2021	23-8-1	8-7	5-4
2022	8-3	5-1	2-2
Totals	174-75-2 (.697)	98-73 (.573)	63-35 (.643)

O'BRATE STADIUM

O'BRATE STADIUM QUICK FACTS

Architects Studio Architecture

Jim Hasenbeck, Project Principal

Joshua Hill, Project Architect

Construction Manager Manhattan Construction Co.

Chad Kendrick, Senior Project Manager

Jay Cheves, Assistant Project Manager

Justin Fegel, Senior Superintendent

Kevin Atnip, Senior Superintendent

Wade Woodard, Project Engineer

Taylor West, Project Engineer

Janna Benear, Field Office Manager

Justin Talbert, Safety & Risk Manager

Groundbreaking February 6, 2018

Dedication August 14, 2020

(O'Brate family & friends and OSU players & coaches in attendance)

Official Dedication May 20, 2021

First Game February 24, 2021 vs. Little Rock

Capacity 3,500 (permanent) 8,000 (expanded)

Premium Seats 420

Suites 11

Largest Crowd 6,362 vs. New Orleans (May 20, 2021)

Dimensions

Left-Field Line..... 330 ft.

Left-Field Power Alley 375 ft.

Center Field 402 ft.

Right-Field Power Alley..... 375 ft.

Right-Field Line 320 ft.

Oklahoma State University

Burns Hargis, President

Mike Holder, Director of Athletics

John Houck, Manager, Cowboy Athletic Facilities

All-Time Record at O'Brate Stadium..... 31-11-1



Oklahoma State began play in its new baseball complex, O'Brate Stadium, in 2021. Work on the \$75 million project (\$60 million in construction costs), which is located at the corner of Washington Street and McElroy Road, began in February 2018 and was completed during the spring of 2020. Named after serial entrepreneur Cecil O'Brate, who gave \$35 million toward the project, O'Brate Stadium was officially dedicated on August 14, 2020.

Inspired by Boone Pickens Stadium, the new home of the Cowboys has several amenities that cater to fans and players alike. The complex will include 3,500 permanent seats, 11 suites and 420 premium seats in dedicated club and suite areas. Seating can be expanded to 8,000 as needed.

The concourse area encompasses the entire playing field and features restroom and concession stands down the first-base and third-base lines, plus restrooms and spaces for temporary options such as food trucks in the outfield. Other features of the concourse area are tailgating tents, refreshment areas down both the right field and left field lines, a dedicated student section with special loge seating and terrace seating in the outfield that serves families with young children and groups looking for space and the ability to move around freely while watching games.

A 2,000-square foot video board allows for top-of-the-line graphics and video content to further enhance the game day experience, and fans benefit from a large parking lot that accommodates about 600 vehicles beyond center field.

The playing surface is natural grass and features a top-of-the-line drainage system. A second artificial turf infield is used for practice and is one-third of a maximum-efficiency "training triangle" area that also includes an indoor facility and a pitching lab that allows the Cowboys to practice year-round, regardless of weather conditions, without having to utilize the ballpark's main playing surface.

There are several notable cutting-edge technology features for swing training and pitching development built into the complex, including the TrackMan system, which measures pitch velocity, exit speed, launch angle, distance and more. Additionally, pitchers benefit from specialized equipment built for arm care and injury prevention.

Situated along the left-field line, the clubhouse and team room areas provide plush accommodations for the Cowboys, starting with a 7,400-square-foot locker room and player lounge space that has top-of-the-line lockers for each player. In that same area are a nutrition center that includes a sports performance pantry and fueling station and can accommodate the Cowboys' game day nutrition needs, a tiered-seated classroom that seats 50 and a fully modernized grand entrance that leads to the new operations center.

The operations center houses a sports medicine area with state-of-the-art hydrotherapy equipment, a modern weight room and a baseball-specific laundry center and equipment room. Former players have a dedicated space within the operations center that includes lockers they can utilize when returning to campus to continue their professional baseball training while finishing out their academic degree programs.

"Our vision was to build a facility that would allow us to develop players at the highest level, teach leadership concepts and principles, embrace the team concept and provide a first-class experience for our loyal fans and alumni," said head coach Josh Holliday. "When we set out to do this, we wanted to do it with our Stillwater community in mind and capture the same game day passion we see on display each Saturday at Boone Pickens Stadium and throughout the winter at Gallagher-Iba Arena. The end result was exactly what we wanted. We accomplished our goal, and it is beyond anything I could have envisioned."

The lead architects were Jim Hasenbeck and Joshua Hill of Studio Architecture, who have also worked on the Sherman Smith Center and the Greenwood Tennis Center in the OSU Athletic Village, along with several other facilities on campus.

"Similar to Boone Pickens Stadium and Gallagher-Iba Arena, the ballpark was built to let the fans be right on top of the action," Hasenbeck said. "There is only about 30 feet from the back of the batter's box to the first spectator row, which is located right at field level. The student section down the left field line is only about eight feet away from the foul line. The design was influenced by Boone Pickens Stadium and much like it and the Sherman Smith Center, this ballpark uses the same modified Georgian architecture seen throughout campus – it looks like an Oklahoma State building."



The home of Cowboy Baseball bears the name of Cecil O'Brate, who gave \$35 million toward the project.

Born in Enid, Okla., O'Brate attended Oklahoma State (then Oklahoma A&M) from 1946-48 and went on to a career as a self-made serial entrepreneur. He is the owner, developer, and operator of multiple businesses in numerous and diverse industries such as agriculture, banking, manufacturing, energy, hospitality, real estate, alternative energy, medicine, and food science.

"OSU has always had a special place in my heart," O'Brate said. "My time at what was then Oklahoma A&M provided a strong foundation for the successes I have achieved over the years. I am honored to give back to the university that gave me my start 70 years ago. When I look at OSU today, I see a university that continues to enrich and inspire students. These students will carry the traditions and heart of OSU out into the world. For that reason, I am proud to give to OSU and the new generations of Cowboys. Go Pokes!"



COWBOYS IN THE RANKINGS

Baseball America (March 21)

1. Ole Miss	15-4
2. Oregon State	14-4
3. Texas	17-5
4. Virginia	19-1
5. Vanderbilt	17-2
6. Arkansas	16-3
7. Tennessee	19-1
8. Florida State	13-6
9. Florida	15-5
10. Oklahoma State	14-6
11. Notre Dame	12-4
12. Arizona	15-4
13. Liberty	14-4
14. North Carolina	17-3
15. Louisville	18-4
16. Georgia Tech	15-5
17. Georgia	16-4
18. Stanford	9-7
19. Gonzaga	14-4
20. Clemson	15-4
21. Maryland	16-3
22. Texas State	18-3
23. Texas Tech	17-4
24. Miami (FL)	13-6
25. Old Dominion	16-2

D1Baseball (March 21)

1. Ole Miss	15-4
2. Texas	17-5
3. Arkansas	16-3
4. Vanderbilt	17-2
5. Tennessee	19-1
6. Oregon State	14-4
7. Florida State	13-6
8. Florida	15-5
9. Oklahoma State	14-6
10. Virginia	19-1
11. Arizona	15-4
12. Notre Dame	12-4
13. North Carolina	17-3
14. Georgia Tech	15-5
15. Liberty	14-4
16. Texas Tech	17-4
17. Georgia	16-4
18. Louisville	16-4
19. TCU	14-5
20. Texas State	18-3
21. LSU	15-5
22. Maryland	16-3
23. Gonzaga	14-4
24. Clemson	15-4
25. UConn	14-3

NCBWA (March 21)

1. Vanderbilt	17-2
2. Arkansas	16-3
3. Tennessee	19-1
4. Texas	17-5
5. Ole Miss	15-4
6. Oregon State	14-4
7. Florida	15-5
8. Virginia	19-1
9. Arizona	15-4
10. Florida State	13-6
11. Texas Tech	17-4
12. Georgia Tech	15-5
13. North Carolina	17-3
14. Oklahoma State	14-6
15. Notre Dame	12-4
16. LSU	15-5
17. Georgia	16-4
18. Liberty	14-4
19. Stanford	9-7
20. TCU	14-5
21. Texas State	16-3
22. Maryland	16-3
23. Gonzaga	14-4
24. Louisville	16-4
25. Old Dominion	16-2
26. Clemson	15-4
27. UConn	14-3
28. Wake Forest	16-4
29. Miami (FL)	13-6
30. Mississippi State	12-9

Collegiate Baseball (March 21)

1. Vanderbilt	17-2
2. Tennessee	19-1
3. Virginia	19-1
4. Texas	17-5
5. Arkansas	16-3
6. North Carolina	17-3
7. Georgia	16-4
8. Ole Miss	15-4
9. Texas State	18-3
10. Arizona	15-4
11. Oregon State	14-4
12. Georgia Tech	15-5
13. Florida	15-5
14. LSU	15-5
15. Louisville	16-4
16. Texas Tech	17-4
17. Purdue	17-1
18. Old Dominion	16-2
19. Notre Dame	12-4
20. Liberty	14-4
21. Oregon	13-6
22. Florida State	13-6
23. Miami (FL)	13-6
24. Gonzaga	14-4
25. Oklahoma State	14-6
26. UConn	14-3
27. TCU	14-5
28. Maryland	16-3
29. South Alabama	15-3
30. Texas A&M	12-7

USA Today (March 21)

1. Vanderbilt	17-2
2. Ole Miss	15-4
3. Texas	17-5
4. Arkansas	16-3
5. Tennessee	19-1
6. Oregon State	14-4
7. Florida	15-5
8. Virginia	19-1
9. Arizona	15-4
10. Florida State	13-6
11. Texas Tech	17-4
12. North Carolina	17-3
13. Oklahoma State	14-6
14. Georgia	16-4
15. Notre Dame	12-4
16. Georgia Tech	15-5
17. Liberty	14-4
18. LSU	15-5
19. TCU	14-5
20. Maryland	16-3
21. Texas State	18-3
22. Louisville	16-4
23. Clemson	15-4
24. Stanford	9-7
25. Gonzaga	14-4

Perfect Game (March 21)

1. Tennessee	19-1
2. Vanderbilt	17-2
3. Texas	17-5
4. Oklahoma State	14-6
5. Ole Miss	15-4
6. Arkansas	16-3
7. Oregon State	14-4
8. Virginia	19-1
9. Notre Dame	12-4
10. Florida State	13-6
11. Texas Tech	17-4
12. Georgia Tech	15-5
13. TCU	14-5
14. Florida	15-5
15. Arizona	15-4
16. Liberty	14-4
17. North Carolina	17-3
18. UConn	14-3
19. Louisville	16-4
20. Texas State	18-3
21. LSU	15-5
22. Miami (FL)	13-6
23. Maryland	16-3
24. Wake Forest	16-4
25. Clemson	15-4

Cowboys Week-By-Week In The National Polls

	Baseball America	USA Today	NCBWA	Collegiate Baseball	D1Baseball	Perfect Game
Preseason	19	8	13	7	7	16
Feb. 21	3	No poll	5	3	4	4
Feb. 28	4	8	8	8	4	4
March 7	6	12	11	16	6	8
March 14	11	15	18	26	11	7
March 21	10	13	14	25	9	4



2022 OVERALL STATISTICS

Record: 15-6 Home: 8-3 Away: 5-1 Neutral: 2-2 Big 12 Conf.: 0-0

Player	avg	gp-gs	ab	r	h	2b	3b	hr	rbi	tb	slg%	bb	hp	so	gdp	ob%	sf	sh	sb-att	po	a	e	fld%
17 Thompson, Jake	.402	21-21	82	14	33	7	1	3	23	51	.622	15	1	13	0	.500	0	0	1-2	37	1	2	.950
4 Ehrhard, Zach	.316	19-18	76	21	24	2	0	0	7	26	.342	8	4	15	1	.404	1	1	7-10	25	2	0	1.000
19 Brown, Marcus	.256	21-21	82	10	21	2	0	1	9	26	.317	7	2	13	2	.326	1	1	0-0	22	45	1	.985
13 McLean, Nolan	.247	20-20	77	14	19	5	0	5	13	39	.506	11	1	34	1	.344	1	0	1-1	16	27	0	1.000
28 Trenkle, Caeden	.242	20-20	66	16	16	1	0	3	15	26	.394	12	4	19	1	.381	2	0	4-5	42	0	0	1.000
7 Riggio, Roc	.213	18-18	61	17	13	2	0	3	9	24	.393	15	1	19	3	.372	1	4	1-2	22	50	0	1.000
6 Brumbaugh, Cayden	1.000	4-0	1	0	1	0	0	0	0	1	1.000	0	0	0	0	1.000	0	0	0-0	0	0	0	.000
52 Doersching, Griffin	.421	5-5	19	3	8	4	1	1	5	17	.895	4	0	9	0	.522	0	0	0-0	39	1	0	1.000
2 Meola, Aidan	.400	7-0	5	0	2	0	0	0	2	2	.400	0	0	2	0	.333	1	0	0-0	1	3	0	1.000
12 Martin, Garrett	.286	14-11	42	6	12	2	1	2	9	22	.524	4	3	12	1	.388	0	0	0-0	0	0	0	.000
15 Brown, Brett	.286	10-2	14	5	4	2	0	1	6	9	.643	5	0	5	1	.474	0	0	1-1	18	0	0	1.000
36 Bay, John	.286	9-2	14	4	4	0	0	1	2	7	.500	1	1	8	0	.375	0	0	0-0	4	0	0	1.000
31 Mendham, David	.260	18-15	50	5	13	6	0	1	15	22	.440	13	0	14	1	.413	0	0	0-0	101	3	0	1.000
5 Crull, Jaxson	.231	19-1	13	5	3	2	0	0	4	5	.385	2	1	3	1	.353	1	3	5-5	2	0	0	1.000
33 Adkison, Chase	.216	18-16	51	11	11	3	0	3	9	23	.451	7	2	7	0	.333	0	0	0-0	148	15	0	1.000
1 Morrill, Hueston	.206	9-9	34	8	7	2	0	0	1	9	.265	7	0	9	0	.341	0	0	6-6	16	20	0	1.000
8 Daugherty, Ian	.200	13-5	20	0	4	1	0	0	0	5	.250	0	1	6	0	.238	0	0	0-0	75	7	0	1.000
10 Miller-Green, Lyle	.059	7-5	17	2	1	0	0	0	2	1	.059	4	0	7	0	.238	0	0	0-0	0	0	0	.000
Totals	.271	21	724	141	196	41	3	24	131	315	.435	115	21	195	12	.382	8	9	26-32	570	197	9	.988
Opponents	.216	21	685	79	148	38	0	14	73	228	.333	74	15	233	10	.305	4	7	17-26	553	180	26	.966

LOB - Team (183), Opp (136). DPs turned - Team (11), Opp (13). IBB - Team (3), Thompson, J. 2, Trenkle 1, Opp (2). Picked off - Trenkle 1, Brown, M. 1.

(All games Sorted by Earned run avg)

Player	era	w-l	app	gs	cg	sho	sv	ip	h	r	er	bb	so	2b	3b	hr	b/avg	wp	hp	bk	sfa	sha
27 Campbell, Justin	2.15	2-1	5	5	0	0/1	0	29.1	16	8	7	9	49	6	0	2	.162	3	1	0	1	1
16 Mederos, Victor	6.33	1-1	4	4	0	0/0	0	21.1	26	15	15	9	20	6	0	4	.292	2	2	1	1	0
53 Bogusz, Ryan	0.00	1-0	6	0	0	0/0	0	9.1	4	0	0	2	7	2	0	0	.129	0	0	0	0	0
45 Kyle, Landry	0.00	0-0	2	0	0	0/0	0	2.0	0	0	0	1	4	0	0	0	.000	0	0	0	0	0
40 Davis, Kale	1.56	1-1	8	1	0	0/1	0	17.1	8	3	3	6	21	0	0	0	.140	0	2	0	0	2
25 Phansalkar, Roman	2.37	3-2	8	0	0	0/0	0	19.0	17	7	5	4	14	3	0	1	.239	1	1	0	1	1
24 Ure, Ryan	2.70	0-0	4	0	0	0/0	0	6.2	5	2	2	4	11	2	0	1	.200	1	0	0	0	0
23 Ramsey, Jimmy	2.70	1-0	4	0	0	0/0	0	3.1	1	1	1	3	3	1	0	0	.111	3	2	0	0	0
54 Martin, Trevor	3.29	1-0	12	0	0	0/1	6	13.2	6	5	5	5	25	1	0	0	.133	3	2	0	1	1
14 Root, Bayden	3.77	3-0	8	0	0	0/0	0	14.1	8	6	6	4	11	1	0	1	.167	6	3	0	0	0
34 Marsh, Dillon	3.86	1-0	6	3	0	0/0	0	11.2	14	8	5	8	13	6	0	0	.304	0	1	1	0	0
13 McLean, Nolan	4.15	0-0	4	0	0	0/0	0	4.1	3	2	2	3	7	1	0	0	.188	2	0	0	0	0
22 Stone, Mitchell	4.32	1-0	4	4	0	0/0	0	16.2	21	8	8	3	20	2	0	2	.318	1	0	1	0	2
3 Osmond, Bryce	5.59	0-1	4	4	0	0/0	0	19.1	18	12	12	11	27	6	0	3	.254	2	1	0	0	0
41 Bowman, Colton	10.80	0-0	3	0	0	0/0	0	1.2	1	2	2	2	1	1	0	0	.167	0	0	0	0	0
Totals	3.46	15-6	21	21	0	1/1	6	190.0	148	79	73	74	233	38	0	14	.216	24	15	3	4	7
Opponents	5.86	6-15	21	21	0	1/1	4	184.1	196	141	120	115	195	41	3	24	.271	19	21	2	8	9

PB - Team (2), Adkison 2, Opp (9). Pickoffs - Team (3), Root 2, Marsh 1, Opp (2). SBA/ATT - Daugherty (9-12), Adkison (7-12), Osmond (1-5), Mederos (4-5), Root (4-4), Phansalkar (1-3), Stone (2-3), Martin, T. (2-2), Campbell (1-2), Marsh (1-1), Bogusz (1-1).

2021 BIG 12 STATISTICS

Record: 12-12 Home: 8-5 Away: 4-7 Big 12 Conf.: 12-12

Player	avg	gp-gs	ab	r	h	2b	3b	hr	rbi	tb	slg%	bb	hp	so	gdp	ob%	sf	sh	sb-att	po	a	e	fld%
17 Thompson, Jake	.393	18-18	61	11	24	4	0	1	13	31	.508	15	5	8	1	.537	1	0	0-1	79	1	2	.976
24 Enc.-Strand, Chris.	.340	24-24	103	17	35	8	1	7	29	66	.641	8	6	25	2	.408	3	0	2-4	13	38	4	.927
28 Trenkle, Caeden	.323	24-24	93	27	30	7	1	1	14	42	.452	23	4	23	2	.475	0	1	3-4	58	0	1	.983
7 Hewitt, Max	.309	24-23	94	14	29	4	1	2	16	41	.436	14	1	17	2	.400	1	5	0-1	140	31	2	.988
12 McCusker, Carson	.304	21-21	92	17	28	7	0	3	14	44	.478	7	0	32	2	.347	2	0	0-0	36	0	1	.973
15 Cabbiness, Cade	.298	21-21	84	15	25	3	0	2	14	34	.405	8	3	25	2	.379	0	0	0-1	49	2	1	.981
1 Morrill, Hueston	.213	24-24	89	18	19	3	0	3	15	31	.348	8	4	30	1	.301	2	0	4-4	28	44	2	.973
31 DeNicola, Nick	.417	6-3	12	3	5	0	0	2	4	11	.917	0	0	5	0	.417	0	0	0-0	0	0	0	.000
19 Brown, Marcus	.400	9-2	10	1	4	0	0	0	3	4	.400	1	0	2	0	.417	1	0	0-0	5	6	0	1.000
26 Crull, Jaxson	.286	5-1	7	1	2	0	1	0	0	4	.571	0	0	4	0	.286	0	0	0-0	2	0	0	1.000
14 Sifrit, Noah	.250	11-0	4	1	1	0	0	0	1	1	.250	1	0	2	0	.400	0	0	1-2	1	1	0	1.000
13 McLean, Nolan	.236	15-15	55	12	13	5	0	1	3	21	.382	9	5	25	0	.391	0	0	1-2	34	6	3	.930
42 Garcia, Alix	.200	19-8	30	6	6	2	0	0	8	8	.267	5	3	11	0	.359	1	0	0-0	63	2	0	1.000
27 Campbell, Justin	.200	12-7	30	7	6	2	0	1	3	11	.367	7	1	11	1	.368	0	0	0-0	1	4	2	.714
8 Golda, Matt	.200	13-9	25	4	5	0	0	1	4	8	.320	3	0	7	1	.286	0	0	0-0	12	15	0	1.000
33 Mathis, Brock	.182	20-16	55	9	10	0	0	2	7	16	.291	19	2	18	1	.408	0	0	1-2	116	9	1	.992
18 Gardner, Dylan	.000	11-0	3	1	0	0	0	0	0	0	.000	0	0	2	0	.000	0	0	0-0	0	0	0	.000
5 Johnson, Dom	.000	8-0	2	1	0	0	0	0	0	0	.000	0	0	1	0	.000	0	0	1-1	0	0	0	.000
4 Salinas Jr., Orlando	.000	4-0	2	0	0	0	0	0	0	0	.000	0	1	2	0	.333	0	0	0-0	1	0	0	1.000
Totals	.284	24	851	165	242	45	4	26	148	373	.438	128	35	250	15	.395	11	6	13-22	642	174	20	.976
Opponents	.232	24	806	134	187	28	3	28	121	305	.378	122	18	253	10	.343	7	9	22-29	640	219	32	.964

LOB - Team (228), Opp (186). DPs turned - Team (13), Opp (17). CI - Team (0), Opp (2). IBB - Team (6), Enc.-Strand 2, Mathis 2, Cabbiness 1, McCusker 1, Opp (4). Picked off - Enc.-Strand 1, Morrill 1.

(Big 12 Conf. games only Sorted by Earned run avg)

Player	era	w-l	app	gs	cq	sho	sv	ip	h	r	er	bb	so	2b	3b	hr	b/avg	wp	hp	bks	sfa	sha
27 Campbell, Justin	2.57	3-1	8	7	1	1/0	0	49.0	36	16	14	15	55	9	0	3	.200	2	2	0	0	2
3 Osmond, Bryce	9.20	0-5	7	6	0	0/0	0	30.1	35	33	31	19	38	5	0	6	.282	5	3	0	0	1
14 Sifrit, Noah	0.00	0-0	1	0	0	0/0	0	2.0	1	1	0	1	1	0	0	0	.200	0	0	0	1	1
1 Morrill, Hueston	0.00	0-0	1	0	0	0/0	0	0.2	0	0	0	0	0	0	0	0	.000	0	0	0	0	0
35 Varela, C.J.	0.00	0-0	1	0	0	0/0	0	0.2	2	1	0	0	0	0	0	0	.500	0	0	0	1	0
25 Phansalkar, Roman	2.45	0-0	3	0	0	0/0	0	3.2	5	5	1	3	3	0	0	2	.357	0	0	0	1	1
6 Scott, Parker	3.43	2-0	4	3	0	0/1	0	21.0	24	10	8	4	23	1	1	3	.279	2	4	0	0	0
48 Standlee, Brett	3.57	2-1	10	2	0	0/1	1	17.2	13	8	7	7	24	0	0	2	.206	0	4	0	2	0
22 Stone, Mitchell	3.72	1-0	7	2	0	0/0	0	19.1	15	9	8	8	16	4	0	1	.211	0	2	0	0	1
41 Bowman, Colton	3.86	0-0	7	0	0	0/0	0	7.0	4	3	3	3	9	1	0	0	.167	0	0	0	0	1
40 Davis, Kale	4.37	1-3	12	0	0	0/0	0	22.2	19	14	11	18	29	1	2	4	.221	1	1	0	1	1
34 Cable, Zach	4.50	0-0	4	0	0	0/0	1	2.0	2	1	1	5	4	1	0	0	.250	0	0	0	0	0
54 Martin, Trevor	4.72	2-0	10	0	0	0/0	0	13.1	12	7	7	10	21	2	0	3	.231	0	0	0	0	0
32 Wroblewski, Justin	5.60	1-1	4	4	0	0/0	0	17.2	12	13	11	14	22	3	0	3	.190	3	1	0	0	1
38 Cheney, Wyatt	15.75	0-0	4	0	0	0/0	0	4.0	5	7	7	6	4	1	0	1	.333	3	0	0	1	0
13 McLean, Nolan	18.00	0-1	2	0	0	0/0	0	2.0	2	4	4	4	3	0	0	0	.286	1	0	0	0	0
30 Kelly, John	18.00	0-0	1	0	0	0/0	0	1.0	0	2	2	5	1	0	0	0	.000	0	1	0	0	0
Totals	4.84	12-12	24	24	1	2/1	2	214.0	187	134	115	122	253	28	3	28	.232	17	18	0	7	9
Opponents	5.74	12-12	24	24	0	0/0	6	213.1	242	165	136	128	250	45	4	26	.284	20	35	4	11	6

PB - Team (7), Hewitt 5, Mathis 2, Opp (9). Pickoffs - Team (2), Wroblewski 1, Standlee 1, Opp (2). SBA/ATT - Hewitt (12-15), Mathis (10-13), Wroblewski (7-8), Osmond (4-6), Davis, K. (4-5), Cheney (2-3), Campbell (1-3), Scott (2-2), Martin, T. (1-1), Standlee (1-1).



2022 SUMMARY

Score by innings	1	2	3	4	5	6	7	8	9	EX	Total
Oklahoma State	23	14	10	19	10	16	24	13	9	3	141
Opponents	13	5	9	7	9	11	9	6	4	6	79

Record when ...

Overall	15-6	After 6 leading	11-0
Conference	0-0 trailing	3-5
Non-Conference	15-6 tied	1-1
Home games	8-3	After 7 leading	11-0
Away games	5-1 trailing	2-4
Neutral site	2-2 tied	2-2
Day games	10-4	After 8 leading	13-0
Night games	5-2 trailing	1-4
vs Left starter	4-0 tied	1-2
vs Right starter	11-6		
1-Run games	3-3	Hit 0 home runs	4-3
2-Run games	3-1	... 1 home run	3-3
5+Run games	5-0	... 2+ home runs	8-0
Extra innings	1-2		
Shutouts	1-1	Opponent 0 home runs	7-3
	 1 home run	8-1
Scoring 0-2 runs	0-3 2+ HRs	0-2
..... 3-5 runs	4-2		
..... 6-9 runs	7-1	Made 0 errors	10-4
..... 10+ runs	4-0	... 1 error	2-2
		... 2+ errors	3-0
Opponent 0-2 runs	3-2		
..... 3-5 runs	10-2	Opp. made 0 errors	4-1
..... 6-9 runs	2-2 1 error	3-5
..... 10+ runs	0-0 2+ errors	8-0
Scored in 1st inning	9-0		
Opp. scored in 1st	4-3	Out-hit opponent	12-2
Scores first	12-0	Out-hit by opponent	2-4
Opp. scores first	3-6	Hits are tied	1-0

Record when team scores:

Runs	0	1	2	3	4	5	6	7	8	9	10+
W-L	0-1	0-2	0-0	1-2	1-0	2-0	1-1	3-0	2-0	1-0	4-0

Record when opponent scores:

Runs	0	1	2	3	4	5	6	7	8	9	10+
W-L	1-0	2-0	0-2	3-1	4-1	3-0	2-1	0-0	0-1	0-0	0-0

Record when leading after:

Inn.	1	2	3	4	5	6	7	8
W-L	8-0	6-0	7-0	10-0	10-1	11-0	11-0	13-0

Record when trailing after:

Inn.	1	2	3	4	5	6	7	8
W-L	4-3	2-2	3-4	3-5	3-4	3-5	2-4	1-4

Record when tied after:

Inn.	1	2	3	4	5	6	7	8
W-L	3-3	7-4	5-2	2-1	2-1	1-1	2-2	1-2

Current winning streak: 8

Longest winning streak: 8

Longest losing streak: 3

Home attendance : 51106 (10 dates avg = 5110)

Away attendance : 21965 (10 dates avg = 2196)

Total attendance: 73071 (20 dates avg = 3653)



2022 MISCELLANEOUS

Multiple Hit Games	2	3	4	5+	Total
17 Thompson, Jake	5	5	-	-	10
13 McLean, Nolan	6	1	-	-	7
4 Ehrhard, Zach	4	2	-	-	6
19 Brown, Marcus	3	-	-	1	4
52 Doersching, Griffin	2	1	-	-	3
31 Mendham, David	3	-	-	-	3
12 Martin, Garrett	3	-	-	-	3
7 Riggio, Roc	3	-	-	-	3
28 Trenkle, Caeden	3	-	-	-	3
5 Crull, Jaxson	1	-	-	-	1
1 Morrill, Hueston	1	-	-	-	1
33 Adkison, Chase	1	-	-	-	1
8 Daugherty, Ian	1	-	-	-	1
TEAM	36	9	0	1	46

Multiple RBI Games	2	3	4	5+	Total
17 Thompson, Jake	3	1	2	-	6
31 Mendham, David	2	1	1	-	4
12 Martin, Garrett	2	1	-	-	3
33 Adkison, Chase	1	2	-	-	3
28 Trenkle, Caeden	1	-	-	1	2
7 Riggio, Roc	1	-	1	-	2
13 McLean, Nolan	2	-	-	-	2
19 Brown, Marcus	1	1	-	-	2
15 Brown, Brett	-	2	-	-	2
2 Meola, Aidan	1	-	-	-	1
5 Crull, Jaxson	1	-	-	-	1
10 Miller-Green, Lyle	1	-	-	-	1
4 Ehrhard, Zach	1	-	-	-	1
52 Doersching, Griffin	-	1	-	-	1
TEAM	17	9	4	1	31

Hitting Streaks	Longest	Current
19 Brown, Marcus	7	1
4 Ehrhard, Zach	7	7
17 Thompson, Jake	7	7
13 McLean, Nolan	5	3
12 Martin, Garrett	5	-
31 Mendham, David	5	5
52 Doersching, Griffin	4	4
7 Riggio, Roc	4	-
28 Trenkle, Caeden	4	3
1 Morrill, Hueston	4	-
33 Adkison, Chase	4	1
8 Daugherty, Ian	3	3
5 Crull, Jaxson	2	-
2 Meola, Aidan	2	-
36 Bay, John	2	1
15 Brown, Brett	2	1
10 Miller-Green, Lyle	1	-
6 Brumbaugh, Cayden	1	1

Reached Base Streaks	Longest	Current
7 Riggio, Roc	14	14
17 Thompson, Jake	12	12
4 Ehrhard, Zach	10	7
28 Trenkle, Caeden	8	7
1 Morrill, Hueston	7	7
13 McLean, Nolan	7	3
12 Martin, Garrett	7	-
19 Brown, Marcus	7	1
33 Adkison, Chase	7	7
31 Mendham, David	5	5
5 Crull, Jaxson	5	-
15 Brown, Brett	5	1
52 Doersching, Griffin	5	5
36 Bay, John	4	1
8 Daugherty, Ian	3	3
10 Miller-Green, Lyle	3	-
2 Meola, Aidan	2	-
6 Brumbaugh, Cayden	1	1



2022 STARTING LINEUPS

OSU RECORD BY STARTERS

Starting Lineup By Position (Team W-L record when starter)

PITCHER:

27 Campbell, Justin	5	(3-2)
16 Mederos, Victor	4	(3-1)
3 Osmond, Bryce	4	(3-1)
22 Stone, Mitchell	4	(2-2)
34 Marsh, Dillon	3	(3-0)
40 Davis, Kale	1	(1-0)

CATCHER:

33 Adkison, Chase	16	(11-5)
8 Daugherty, Ian	5	(4-1)

FIRST BASE:

31 Mendham, David	13	(10-3)
52 Doerschling, Griffi	5	(3-2)
17 Thompson, Jake	2	(1-1)
15 Brown, Brett	1	(1-0)

SECOND BASE:

7 Riggio, Roc	18	(12-6)
1 Morrill, Hueston	3	(3-0)

THIRD BASE:

13 McLean, Nolan	15	(11-4)
19 Brown, Marcus	6	(4-2)

SHORTSTOP:

19 Brown, Marcus	15	(11-4)
1 Morrill, Hueston	6	(4-2)

LEFT FIELD:

17 Thompson, Jake	18	(14-4)
36 Bay, John	2	(1-1)
5 Crull, Jaxson	1	(0-1)

CENTER FIELD:

28 Trenkle, Caeden	20	(14-6)
4 Ehrhard, Zach	1	(1-0)

RIGHT FIELD:

4 Ehrhard, Zach	17	(13-4)
13 McLean, Nolan	4	(2-2)

DESIGNATED HITTER:

12 Martin, Garrett	11	(10-1)
10 Miller-Green, Lyle	5	(3-2)
31 Mendham, David	2	(1-1)
13 McLean, Nolan	1	(1-0)
17 Thompson, Jake	1	(0-1)
15 Brown, Brett	1	(0-1)

BY POSITION

Opponent	P	C	1B	2B	3B	SS	LF	CF	RF	DH
Vanderbilt	Campbell	Adkison	Doerschling	Riggio	M. Brown	Morrill	Thompson	Trenkle	McLean	Mendham
Vanderbilt	Mederos	Daugherty	Doerschling	Riggio	M. Brown	Morrill	Thompson	Trenkle	McLean	Mendham
Vanderbilt	Osmond	Daugherty	Doerschling	Riggio	M. Brown	Morrill	Thompson	Ehrhard	McLean	Miller-Green
Sam Houston	Stone	Adkison	Doerschling	Riggio	M. Brown	Morrill	Thompson	Trenkle	McLean	Miller-Green
Wright State	Campbell	Adkison	Doerschling	Riggio	McLean	M. Brown	Thompson	Trenkle	Ehrhard	G. Martin
Wright State	Osmond	Daugherty	Mendham	Riggio	McLean	M. Brown	Thompson	Trenkle	Ehrhard	Miller-Green
Arizona State	Mederos	Adkison	Mendham	Riggio	McLean	M. Brown	Thompson	Trenkle	Ehrhard	G. Martin
Arizona State	Marsh	Adkison	B. Brown	Riggio	McLean	M. Brown	Thompson	Trenkle	Ehrhard	G. Martin
Gonzaga	Stone	Adkison	Mendham	Riggio	McLean	M. Brown	Thompson	Trenkle	Ehrhard	Miller-Green
Gonzaga	Campbell	Adkison	Mendham	Riggio	McLean	M. Brown	Crull	Trenkle	Ehrhard	Thompson
Gonzaga	Osmond	Adkison	Mendham	Riggio	McLean	M. Brown	Thompson	Trenkle	Ehrhard	B. Brown
Missouri State	Marsh	Adkison	Thompson	Riggio	McLean	M. Brown	Bay	Trenkle	Ehrhard	G. Martin
BYU	Mederos	Daugherty	Thompson	Riggio	McLean	M. Brown	Thompson	Trenkle	Ehrhard	G. Martin
BYU	Campbell	Adkison	Mendham	Riggio	McLean	M. Brown	Thompson	Trenkle	Ehrhard	G. Martin
BYU	Stone	Adkison	Mendham	Riggio	McLean	M. Brown	Thompson	Trenkle	Ehrhard	G. Martin
Dallas Baptist	Osmond	Adkison	Mendham	Riggio	McLean	M. Brown	Thompson	Trenkle	Ehrhard	G. Martin
Seton Hall	Mederos	Adkison	Mendham	Riggio	M. Brown	Morrill	Thompson	Trenkle	Ehrhard	G. Martin
Seton Hall	Campbell	Adkison	Mendham	Riggio	M. Brown	Morrill	Thompson	Trenkle	Ehrhard	McLean
Seton Hall	Stone	Daugherty	Mendham	Morrill	McLean	M. Brown	Thompson	Trenkle	Ehrhard	G. Martin
Seton Hall	Davis	Adkison	Mendham	Morrill	McLean	M. Brown	Thompson	Trenkle	Ehrhard	Miller-Green
Oral Roberts	Marsh	Adkison	Mendham	Morrill	McLean	M. Brown	Thompson	Trenkle	Ehrhard	Miller-Green

* Pinch-hitter in OSU DH spot's first at-bat of game with pitcher listed in starting lineup



2021 STARTING LINEUPS/HOLLIDAY vs. THE NATION

HOLLIDAY RECORD VS. OPPONENTS

Team	Record
Abilene Christian	4-0
Alcorn State	6-0
Arizona	1-3
Arizona State	9-5
Arkansas	2-2
Arkansas-Pine Bluff	2-0
Auburn	0-1
Baylor	13-10
Binghamton	1-0
Bowling Green	1-0
BYU	5-1
Cal State Fullerton	2-0
Central Arkansas	2-3
Clemson	2-0
Creighton	1-0
Dallas Baptist	7-2
Eastern Michigan	1-2
Gonzaga	1-3
Grand Canyon	8-4-1
Harvard	1-0
Illinois	1-3
Illinois State	3-0
Indiana State	2-1
Incarnate Word	3-0
Iona	4-0
Iowa	2-4
Kansas	15-10
Kansas State	22-3
Lamar	1-2
Little Rock	6-1
Louisville	0-1
Loyola Marymount	2-1
Manhattan	1-0
Marist	2-0
Miami (Fla.)	1-1
Michigan	5-2
Missouri State	12-3
NJIT	3-0
Nebraska	5-0
New Mexico	4-1
New Orleans	2-0
North Carolina	0-3
Northwestern State	3-0
Oakland	3-1
Oklahoma	27-9
Oral Roberts	5-10
Oregon State	3-1
Pacific	1-0
Prarie View A&M	2-0
Rutgers	1-0
Saint Louis	2-1
Sam Houston	0-1
San Diego	1-2
Seton Hall	4-1-1
South Carolina	2-0
South Florida	2-0
South Dakota State	2-1
Southeast Missouri State	0-0
Southeastern Louisiana	2-1
Southeastern Oklahoma State	1-0
Stephen F. Austin	2-1
St. John's	1-1
Stetson	0-2
TCU	14-17
Texas	20-11
Texas A&M	1-0
Texas State	4-2
Texas Tech	11-18
UCLA	0-2
UConn	1-1
UC Davis	2-1
UC Irvine	0-2
UC Santa Barbara	1-2
ULM	0-1
UNCW	3-0
USC	1-0
UT Arlington	2-1
UT Rio Grande Valley (UTPA)	7-2
Utah	1-0
Vanderbilt	3-3
Washington	1-0
Washington State	1-0
West Virginia	17-12
Western Illinois	2-0
Wichita State	10-3
Wright State	4-1

Bold indicates 2022 opponent

BY BATTING ORDER

Opponent	1	2	3	4	5	6	7	8	9
Vanderbilt	Trenkle	Thompson	Doerschling	Mendham	McLean	M. Brown	Riggio	Morrill	Adkison
Vanderbilt	Morrill	M. Brown	Thompson	McLean	Mendham	Doerschling	Riggio	Trenkle	Daugherty
Vanderbilt	Ehrhard	Morrill	Thompson	McLean	Doerschling	M. Brown	Miller-Green	Riggio	Daugherty
Sam Houston	Morrill	Trenkle	Thompson	Doerschling	Miller-Green	McLean	M. Brown	Riggio	Adkison
Wright State	Ehrhard	Riggio	Thompson	Doerschling	Brown	McLean	Trenkle	G. Martin	Adkison
Wright State	Ehrhard	Riggio	Thompson	McLean	M. Brown	Trenkle	Mendham	Miller-Green	Daugherty
Arizona State	Ehrhard	Riggio	Thompson	McLean	Mendham	G. Martin	M. Brown	Trenkle	Adkison
Arizona State	Ehrhard	Riggio	Thompson	McLean	Trenkle	B. Brown	M. Brown	G. Martin	Adkison
Gonzaga	Ehrhard	Riggio	Thompson	McLean	Trenkle	Mendham	M. Brown	Miller-Green	Adkison
Gonzaga	Ehrhard	Riggio	Thompson	McLean	Trenkle	Mendham	M. Brown	Crull	Adkison
Gonzaga	Ehrhard	Trenkle	Thompson	McLean	M. Brown	Mendham	Riggio	B. Brown	Adkison
Missouri State	Ehrhard	Riggio	Thompson	McLean	G. Martin	M. Brown	Bay	Trenkle	Adkison
BYU	Ehrhard	Riggio	Thompson	McLean	G. Martin	M. Brown	Bay	Trenkle	Daugherty
BYU	Ehrhard	Riggio	Thompson	McLean	Mendham	G. Martin	M. Brown	Trenkle	Adkison
BYU	Riggio	Ehrhard	Thompson	G. Martin	Mendham	McLean	M. Brown	Trenkle	Adkison
Dallas Baptist	Riggio	Ehrhard	Thompson	G. Martin	Mendham	McLean	M. Brown	Trenkle	Adkison
Seton Hall	Riggio	Ehrhard	Thompson	G. Martin	Mendham	Trenkle	M. Brown	Morrill	Adkison
Seton Hall	Riggio	Ehrhard	Thompson	Mendham	Trenkle	M. Brown	Adkison	McLean	Morrill
Seton Hall	Morrill	Ehrhard	Thompson	G. Martin	Mendham	McLean	M. Brown	Daugherty	Trenkle
Seton Hall	Trenkle	Ehrhard	Thompson	Mendham	McLean	M. Brown	Morrill	Miller-Green	Adkison
Oral Roberts	Trenkle	Ehrhard	Thompson	Mendham	McLean	M. Brown	Morrill	G. Martin	Adkison

* Pinch-hitter in OSU DH spot's first at-bat of game with pitcher listed in starting lineup



PLAYER CAREER/SEASON HIGHS

#33 Chase Adkison, C*Season/OSU Career Highs*

H	2	vs. Seton Hall	March 17
R	3	vs. Wright State	Feb. 27
RBI	3	last time vs. Seton Hall	March 17
BB	2	last time vs. Arizona State	March 2
SO	3	vs. Gonzaga	March 7
SB	n/a		

#36 John Bay, OF*Season/Career Highs*

H	1	last time vs. Seton Hall	March 19
R	2	vs. Wright State	Feb. 27
RBI	1	last time vs. Missouri State	March 8
BB	1	last time vs. Missouri State	March 8
SO	3	vs. BYU	March 10
SB	n/a		

#53 Ryan Bogusz, RHP*Season Highs*

IP	4.0	vs. Oral Roberts	March 23
H	1	last time vs. Oral Roberts	March 23
R	n/a		
ER	n/a		
BB	1	last time vs. Oral Roberts	March 23
SO	4	vs. Oral Roberts	March 23

Career Highs

IP	4.0	vs. Oral Roberts	March 23
H	3	vs. UCLA	2/28/20
R	3	vs. UCLA	2/28/20
ER	3	vs. UCLA	2/28/20
BB	1	last time vs. Oral Roberts	March 23
SO	4	vs. Oral Roberts	March 23

#41 Colton Bowman, LHP*Season Highs*

IP	0.2	last time vs. Oral Roberts	March 23
H	1	vs. Oral Roberts	March 23
R	2	vs. Oral Roberts	March 23
ER	2	vs. Oral Roberts	March 23
BB	2	vs. Oral Roberts	March 23
SO	1	vs. Arizona State	March 2

Career Highs

IP	3.0	vs. Little Rock	2/25/20
H	5	vs. ULM	3/16/21
R	5	vs. ULM	3/16/21
ER	5	vs. ULM	3/16/21
BB	3	vs. Oklahoma	5/26/21
SO	4	last time vs. Oklahoma	5/26/21

#15 Brett Brown, INF/OF*Season/OSU Career Highs*

H	1	last time vs. Arizona State	March 2
R	2	vs. Arizona State	March 2
RBI	3	last time vs. Arizona State	March 1
BB	2	vs. Wright State	Feb. 27
SO	2	vs. Gonzaga	March 7
SB	1	vs. Arizona State	March 2

#19 Marcus Brown, INF*Season Highs*

H	5	vs. Wright State	Feb. 27
R	2	vs. Wright State	Feb. 27
RBI	3	vs. Wright State	Feb. 27
BB	2	last time vs. Seton Hall	March 18
SO	3	vs. Gonzaga	March 4
SB	n/a		

Career Highs

H	5	vs. Wright State	Feb. 27
R	2	last time vs. Wright State	Feb. 27
RBI	3	vs. Wright State	Feb. 27
BB	2	last time vs. Seton Hall	March 18
SO	3	vs. Gonzaga	March 4
SB	1	vs. Oklahoma	5/26/21

#27 Justin Campbell, RHP/DH*Season Highs*

IP	7.1	vs. Gonzaga	March 5
H	5	vs. Seton Hall	March 18
R	3	last time vs. Wright State	Feb. 27
ER	3	vs. Vanderbilt	Feb. 18
BB	3	last time vs. Seton Hall	March 18
SO	12	vs. BYU	March 11

Career Highs (Pitching)

IP	9.0	vs. Kansas	5/8/21
H	8	vs. Oral Roberts	3/9/21
R	5	last time vs. Texas	4/24/21
ER	5	last time vs. Texas	4/24/21
BB	4	last time vs. TCU	4/17/21
SO	14	vs. Oral Roberts	3/9/21

Career Highs (Hitting)

H	3	vs. West Virginia	5/28/21
R	3	vs. Kansas State	3/28/21
RBI	3	vs. West Virginia	5/28/21
BB	3	vs. West Virginia	4/3/21
SO	5	vs. Texas Tech	3/21/21
SB	n/a		

#5 Jaxson Crull, OF*Season Highs*

H	2	vs. Wright State	Feb. 27
R	2	vs. Wright State	Feb. 27
RBI	2	vs. Wright State	Feb. 27
BB	1	last time vs. Arizona State	March 2
SO	1	last time vs. Gonzaga	March 7
SB	1	last time vs. Arizona State	March 2

Career Highs

H	2	last time vs. Wright State	Feb. 27
R	2	last time vs. Wright State	Feb. 27
RBI	2	last time vs. Wright State	Feb. 27
BB	2	vs. UNCW	4/10/21
SO	3	vs. Texas Tech	3/19/21
SB	1	last time vs. Arizona State	March 2

#8 Ian Daugherty, C*Season/Career Highs*

H	2	vs. Seton Hall	March 19
R	n/a		
RBI	n/a		
BB	n/a		
SO	1	last time vs. Seton Hall	March 19
SB	n/a		

#40 Kale Davis, RHP*Season Highs*

IP	4.0	vs. Seton Hall	March 20
H	3	last time vs. Gonzaga	March 7
R	2	vs. Vanderbilt	Feb. 20
ER	2	vs. Vanderbilt	Feb. 20
BB	2	vs. Vanderbilt	Feb. 20
SO	5	vs. Wright State	Feb. 27

Career Highs

IP	4.1	vs. Oklahoma	5/2/21
H	6	vs. New Orleans	5/20/21
R	5	last time vs. Vanderbilt	3/13/21
ER	5	last time vs. Vanderbilt	3/13/21
BB	3	last time vs. Baylor	5/14/21
SO	7	last time vs. Oklahoma	5/2/21

#52 Griffin Doerschling, 1B*Season/OSU Career Highs*

H	3	vs. Vanderbilt	Feb. 20
R	2	vs. Vanderbilt	Feb. 19
RBI	3	vs. Vanderbilt	Feb. 20
BB	2	vs. Vanderbilt	Feb. 18
SO	3	vs. Wright State	Feb. 27
SB	n/a		

#4 Zach Ehrhard, INF/OF*Career Highs*

H	3	last time vs. Missouri State	March 8
R	3	vs. Wright State	Feb. 27
RBI	2	vs. Wright State	Feb. 27
BB	2	vs. Seton Hall	March 17
SO	3	vs. Gonzaga	March 7
SB	2	vs. Gonzaga	March 5

#45 Landry Kyle, RHP*Season/OSU Career Highs*

IP	1.0	last time vs. Seton Hall	March 18
H	n/a		
R	n/a		
ER	n/a		
BB	1	vs. Wright State	Feb. 27
SO	2	last time vs. Seton Hall	March 18

#34 Dillon Marsh, LHP*Season/OSU Career Highs*

IP	4.0	vs. Missouri State	March 8
H	3	last time vs. Oral Roberts	March 23
R	5	vs. Arizona State	March 2
ER	2	vs. Arizona State	March 2
BB	3	vs. Arizona State	March 2
SO	7	vs. Missouri State	March 8

#12 Garrett Martin, OF*Season/OSU Career Highs*

H	2	last time vs. BYU	March 10
R	3	vs. Wright State	Feb. 27
RBI	3	vs. Wright State	Feb. 27
BB	1	last time vs. Dallas Baptist	March 16
SO	2	last time vs. Seton Hall	March 17
SB	n/a		

#54 Trevor Martin, RHP*Career Highs*

IP	2.0	vs. Gonzaga	March 7
H	2	vs. Seton Hall	March 20
R	2	vs. Sam Houston	Feb. 22
ER	2	vs. Sam Houston	Feb. 22
BB	3	vs. Arizona State	March 1
SO	3	last time vs. Seton Hall	March 19

Career Highs

IP	3.0	last time vs. Baylor	5/14/21
H	3	last time vs. Oklahoma	5/11/21
R	2	last time vs. Sam Houston	Feb. 22
ER	2	time vs. Sam Houston	Feb. 22
BB	4	vs. West Virginia	4/3/21
SO	7	vs. Baylor	5/14/21

#13 Nolan McLean, INF/RHP*Season Highs (Hitting)*

H	3	vs. Arizona State	March 2
R	3	vs. Arizona State	March 1
RBI	2	last time vs. BYU	March 10
BB	2	vs. Arizona State	March 1
SO	4	vs. Vanderbilt	Feb. 20
SB	1	vs. Vanderbilt	Feb. 18

Career Highs (Hitting)

H	3	last time vs. Arizona State	March 1
R	3	last time vs. Arizona State	March 1
RBI	4	vs. Vanderbilt	3/14/21
BB	3	last time vs. UNCW	4/11/21
SO	4	vs. Vanderbilt	Feb. 20
SB	1	vs. TCU	4/18/21



PLAYER CAREER/SEASON HIGHS

<i>Season Highs (Pitching)</i>			
IP	1.2	vs. Seton Hall	March 17
H	2	vs. Wright State	Feb. 27
R	2	vs. Wright State	Feb. 27
ER	2	vs. Wright State	Feb. 27
BB	2	vs. Wright State	Feb. 27
SO	2	last time vs. Seton Hall	March 17

<i>Career Highs (Pitching)</i>			
IP	1.2	vs. Seton Hall	March 17
H	2	last time vs. Wright State	Feb. 27
R	4	vs. TCU	4/18/21
ER	4	vs. TCU	4/18/21
BB	3	vs. TCU	4/18/21
SO	2	last time vs. Seton Hall	March 17

#16 Victor Mederos, RHP

<i>Season/OSU Career Highs</i>			
IP	6.1	vs. Seton Hall	March 17
H	9	vs. Arizona State	March 1
R	8	vs. BYU	March 10
ER	8	vs. BYU	March 10
BB	4	vs. Vanderbilt	Feb. 19
SO	6	vs. Vanderbilt	Feb. 19

#31 David Mendham, 1B/C/DH

<i>Season/OSU Career Highs</i>			
H	2	last time vs. Oral Roberts	March 23
R	2	vs. BYU	March 12
RBI	4	vs. Seton Hall	March 18
BB	3	vs. BYU	March 11
SO	3	vs. Vanderbilt	Feb. 18
SB	n/a		

#2 Aidan Meola, INF

<i>Season/Career Highs</i>			
H	1	last time vs. Gonzaga	March 7
R	n/a		
RBI	2	vs. Sam Houston	Feb. 22
BB	n/a		
SO	2	vs. Seton Hall	March 17
SB	n/a		

#10 Lyle Miller-Green, OF/1B

<i>Season/OSU Career Highs</i>			
H	1	vs. Vanderbilt	Feb. 20
R	2	vs. Wright State	Feb. 27
RBI	2	vs. Vanderbilt	Feb. 20
BB	2	vs. Wright State	Feb. 27
SO	2	last time vs. Gonzaga	March 4
SB	n/a		

#1 Hueston Morrill, INF/RHP

<i>Season Highs (Hitting)</i>			
H	2	vs. Seton Hall	March 17
R	2	vs. Vanderbilt	Feb. 20
RBI	1	vs. Seton Hall	March 17
BB	2	vs. Oral Roberts	March 23
SO	3	vs. Seton Hall	March 18
SB	1	last time vs. Oral Roberts	March 23

<i>Career Highs (Hitting)</i>			
H	4	vs. Kansas	5/8/21
R	4	last time vs. Kansas	5/8/21
RBI	5	vs. West Virginia	4/3/21
BB	3	vs. Kansas	5/7/21
SO	3	last time vs. Seton Hall	March 18
SB	2	vs. Kansas	5/9/21

<i>Career Highs (Pitching)</i>			
IP	2.0	vs. New Orleans	5/20/21
H	2	vs. New Orleans	5/20/21
R	3	vs. New Orleans	5/20/21
ER	3	vs. New Orleans	5/20/21
BB	3	vs. New Orleans	5/20/21
SO	2	last time vs. New Orleans	5/20/21

#3 Bryce Osmond, RHP

<i>Season Highs</i>			
IP	6.0	vs. Dallas Baptist	March 16
H	6	last time vs. Dallas Baptist	March 16
R	4	vs. Dallas Baptist	March 16
ER	4	vs. Dallas Baptist	March 16
BB	6	vs. Wright State	Feb. 27
SO	8	last time vs. Wright State	Feb. 27

<i>Career Highs</i>			
IP	8.0	vs. Texas	4/24/21
H	9	vs. Oklahoma	4/30/21
R	7	vs. Oklahoma	4/30/21
ER	7	vs. Oklahoma	4/30/21
BB	6	vs. Wright State	Feb. 27
SO	10	vs. Texas	4/24/21

#25 Roman Phansalkar, RHP

<i>Season Highs</i>			
IP	4.0	vs. Vanderbilt	Feb. 19
H	5	vs. Vanderbilt	Feb. 19
R	2	vs. Sam Houston	Feb. 22
ER	2	vs. Sam Houston	Feb. 22
BB	2	vs. Arizona State	March 1
SO	3	last time vs. Seton Hall	March 19

<i>Career Highs</i>			
IP	4.0	vs. Vanderbilt	Feb. 19
H	5	vs. Vanderbilt	Feb. 19
R	4	last time vs. Oklahoma	4/30/21
ER	4	last time vs. Missouri State	3/23/21
BB	3	last time vs. UAPB	4/20/21
SO	3	last time vs. Seton Hall	March 19

#23 Jimmy Ramsey, RHP

<i>Season/OSU Career Highs</i>			
IP	1.0	last time vs. Seton Hall	March 17
H	1	vs. Sam Houston	Feb. 22
R	1	vs. Oral Roberts	March 23
ER	1	vs. Oral Roberts	March 23
BB	1	last time vs. Oral Roberts	March 23
SO	1	last time vs. Seton Hall	March 17

#7 Roc Riggio, INF/OF

<i>Season/Career Highs</i>			
H	2	last time vs. Seton Hall	March 17
R	3	last time vs. Seton Hall	March 17
RBI	4	vs. Wright State	Feb. 27
BB	2	last time vs. Seton Hall	March 18
SO	2	last time vs. BYU	March 10
SB	1	vs. Wright State	Feb. 27

#14 Bayden Root, RHP

<i>Season/OSU Career Highs</i>			
IP	4.1	vs. Arizona State	March 2
H	4	vs. Arizona State	March 2
R	3	vs. Seton Hall	March 20
ER	3	vs. Seton Hall	March 20
BB	1	last time vs. Seton Hall	March 20
SO	3	vs. Seton Hall	March 20

#22 Mitchell Stone, LHP

<i>Season Highs</i>			
IP	5.2	vs. Gonzaga	March 4
H	7	vs. Gonzaga	March 4
R	3	last time vs. Seton Hall	March 19
ER	3	last time vs. Seton Hall	March 19
BB	2	vs. Seton Hall	March 19
SO	10	vs. Seton Hall	March 19

<i>Career Highs</i>			
IP	7.1	vs. Kansas	5/7/21
H	8	vs. Kansas	5/7/21
R	7	vs. Central Arkansas	4/2/19
ER	7	vs. Central Arkansas	4/2/19
BB	4	last time vs. Baylor	5/14/21
SO	10	vs. Seton Hall	March 19

#17 Jake Thompson, INF/OF

<i>Season Highs</i>			
H	3	last time vs. Dallas Baptist	March 16
R	2	last time vs. Seton Hall	March 18
RBI	4	last time vs. Seton Hall	March 20
BB	2	last time vs. Wright State	Feb. 27
SO	2	last time vs. Seton Hall	March 19
SB	1	vs. Gonzaga	March 5

<i>Career Highs</i>			
H	3	last time vs. Missouri State	March 8
R	3	vs. Texas Tech	3/21/21
RBI	5	vs. Little Rock	2/26/20
BB	3	vs. Texas Tech	3/21/21
SO	3	last time vs. Vanderbilt	3/14/21
SB	1	last time vs. Gonzaga	March 5

#28 Caeden Trenkle, OF

<i>Season Highs</i>			
H	2	last time vs. Seton Hall	March 20
R	3	vs. Arizona State	March 2
RBI	7	vs. Arizona State	March 2
BB	3	vs. Seton Hall	March 18
SO	3	last time vs. Gonzaga	March 5
SB	1	last time vs. Oral Roberts	March 23

<i>Career Highs</i>			
H	4	vs. TCU	4/16/21
R	4	vs. Kansas	5/8/21
RBI	7	vs. Arizona State	March 2
BB	4	vs. Oklahoma	4/30/21
SO	4	last time vs. Vanderbilt	3/13/21
SB	2	vs. Texas Tech	3/19/21

#24 Ryan Ure, LHP

<i>Season/Career Highs</i>			
IP	2.0	last time vs. Seton Hall	March 20
H	2	vs. Arizona State	March 2
R	1	last time vs. Missouri State	March 8
ER	1	last time vs. Missouri State	March 8
BB	2	vs. Sam Houston	Feb. 22
SO	5	vs. Seton Hall	March 20



PLAYER CAREER STATISTICS

Bogusz, Ryan

Year	avg	gp-gs	ab	r	h	2b	3b	hr	rbi	tb	slg%	bb	hbp	so	gdp	ob%	sf	sh	sb-att	po	a	e	fld%
2020	6.75	0-0	5	0	0	0/0	0	4.0	6	3	3	0	5	0	0	0	19	.333	1	0	0	1	0
2022	0.00	1-0	6	0	0	0/0	0	9.1	4	0	0	2	7	2	0	0	33	.129	0	0	0	0	0
TOTAL	2.03	1-0	11	0	0	0/0	0	13.1	10	3	3	2	12	2	0	0	52	.204	1	0	0	1	0

Bowman, Colton

Year	avg	gp-gs	ab	r	h	2b	3b	hr	rbi	tb	slg%	bb	hbp	so	gdp	ob%	sf	sh	sb-att	po	a	e	fld%
2020	.000	0-0	0	0	0	0	0	0	0	0	.000	0	0	0	0	.000	0	0	0-0	0	1	0	1.000
2021	.000	0-0	0	0	0	0	0	0	0	0	.000	0	0	0	0	.000	0	0	0-0	0	1	1	.500
TOTAL	.000	0-0	0	0	0	0	0	0	0	0	.000	0	0	0	0	.000	0	0	0-0	0	2	1	.667

Year	era	w-l	app	gs	cq	sho	sv	ip	h	r	er	bb	so	2b	3b	hr	bf	bavg	wp	hbp	bk	sfa	sha
2020	6.00	1-0	3	0	0	0/0	0	6.0	6	4	4	2	6	0	1	0	26	.273	0	1	0	0	1
2021	6.75	0-1	18	0	0	0/1	0	17.1	18	17	13	11	25	3	0	3	81	.261	1	0	0	0	1
2022	10.80	0-0	3	0	0	0/0	0	1.2	1	2	2	2	1	1	0	0	8	.167	0	0	0	0	0
TOTAL	6.84	1-1	24	0	0	0/1	0	25.0	25	23	19	15	32	4	1	3	115	.258	1	1	0	0	2

Campbell, Justin

Year	avg	gp-gs	ab	r	h	2b	3b	hr	rbi	tb	slg%	bb	hbp	so	gdp	ob%	sf	sh	sb-att	po	a	e	fld%
2020	.414	10-6	29	7	12	2	0	1	7	17	.586	4	0	7	0	.485	0	0	0-0	1	2	0	1.000
2021	.269	30-17	67	10	18	5	0	1	10	26	.388	14	1	20	1	.398	1	0	0-0	1	6	3	.700
2022	.000	0-0	0	0	0	0	0	0	0	0	.000	0	0	0	0	.000	0	0	0-0	0	1	2	.333
TOTAL	.313	40-23	96	17	30	7	0	2	17	43	.448	18	1	27	1	.422	1	0	0-0	2	9	5	.688

Year	era	w-l	app	gs	cq	sho	sv	ip	h	r	er	bb	so	2b	3b	hr	bf	bavg	wp	hbp	bk	sfa	sha
2020	4.43	1-2	4	4	0	0/0	0	20.1	19	10	10	6	22	2	1	2	84	.253	2	2	0	1	0
2021	2.57	7-2	14	13	1	1/2	0	84.0	66	28	24	27	102	14	1	3	349	.214	2	7	0	3	4
2022	2.15	2-1	5	5	0	0/1	0	29.1	16	8	7	9	49	6	0	2	111	.162	3	1	0	1	1
TOTAL	2.76	10-5	23	22	1	1/3	0	133.2	101	46	41	42	173	22	2	7	544	.210	7	10	0	5	5

Crull, Jaxson

Year	avg	gp-gs	ab	r	h	2b	3b	hr	rbi	tb	slg%	bb	hbp	so	gdp	ob%	sf	sh	sb-att	po	a	e	fld%
2021	.222	12-7	27	7	6	1	1	0	2	9	.333	4	1	10	0	.333	1	2	1-2	14	0	0	1.000
2022	.231	19-1	13	5	3	2	0	0	4	5	.385	2	1	3	1	.353	1	3	5-5	2	0	0	1.000
TOTAL	.225	31-8	40	12	9	3	1	0	6	14	.350	6	2	13	1	.340	2	5	6-7	16	0	0	1.000



PLAYER CAREER STATISTICS

Davis, Kale

Year	avg	gp-gs	ab	r	h	2b	3b	hr	rbi	tb	slg%	bb	hbp	so	gdp	ob%	sf	sh	sb-att	po	a	e	fld%
2020	.000	0-0	0	0	0	0	0	0	0	0	.000	0	0	0	0	.000	0	0	0-0	0	3	1	.750
2021	.000	0-0	0	0	0	0	0	0	0	0	.000	0	0	0	0	.000	0	0	0-0	2	3	0	1.000
2022	.000	0-0	0	0	0	0	0	0	0	0	.000	0	0	0	0	.000	0	0	0-0	0	3	0	1.000
TOTAL	.000	0-0	0	0	0	0	0	0	0	0	.000	0	0	0	0	.000	0	0	0-0	2	9	1	.917

Year	era	w-l	app	gs	cq	sho	sv	ip	h	r	er	bb	so	2b	3b	hr	bf	bavg	wp	hbp	bk	sfa	sha
2020	5.28	2-0	7	1	0	0/0	0	15.1	14	9	9	10	15	1	0	2	69	.259	1	3	0	0	2
2021	4.26	2-3	26	0	0	0/1	1	50.2	49	28	24	32	68	9	5	4	236	.249	4	2	0	4	1
2022	1.56	1-1	8	1	0	0/1	0	17.1	8	3	3	6	21	0	0	0	67	.140	0	2	0	0	2
TOTAL	3.89	5-4	41	2	0	0/2	1	83.1	71	40	36	48	104	10	5	6	372	.231	5	7	0	4	5

Martin, Trevor

Year	avg	gp-gs	ab	r	h	2b	3b	hr	rbi	tb	slg%	bb	hbp	so	gdp	ob%	sf	sh	sb-att	po	a	e	fld%
2021	.000	0-0	0	0	0	0	0	0	0	0	.000	0	0	0	0	.000	0	0	0-0	1	1	0	1.000
2022	.000	0-0	0	0	0	0	0	0	0	0	.000	0	0	0	0	.000	0	0	0-0	0	1	0	1.000
TOTAL	.000	0-0	0	0	0	0	0	0	0	0	.000	0	0	0	0	.000	0	0	0-0	1	2	0	1.000

Year	era	w-l	app	gs	cq	sho	sv	ip	h	r	er	bb	so	2b	3b	hr	bf	bavg	wp	hbp	bk	sfa	sha
2021	4.60	3-0	22	2	0	0/1	1	31.1	32	17	16	21	44	5	1	4	148	.262	5	3	0	2	0
2022	3.29	1-0	12	0	0	0/1	6	13.2	6	5	5	5	25	1	0	0	54	.133	3	2	0	1	1
TOTAL	4.20	4-0	34	2	0	0/2	7	45.0	38	22	21	26	69	6	1	4	202	.228	8	5	0	3	1

McLean, Nolan

Year	avg	gp-gs	ab	r	h	2b	3b	hr	rbi	tb	slg%	bb	hbp	so	gdp	ob%	sf	sh	sb-att	po	a	e	fld%
2021	.263	39-39	137	36	36	10	1	8	20	72	.526	27	8	50	1	.410	1	0	1-2	62	19	4	.953
2022	.247	20-20	77	14	19	5	0	5	13	39	.506	11	1	34	1	.344	1	0	1-1	16	27	0	1.000
TOTAL	.257	59-59	214	50	55	15	1	13	33	111	.519	38	9	84	2	.388	2	0	2-3	78	46	4	.969

Year	era	w-l	app	gs	cq	sho	sv	ip	h	r	er	bb	so	2b	3b	hr	bf	bavg	wp	hbp	bk	sfa	sha
2021	18.00	0-1	2	0	0	0/0	0	2.0	2	4	4	4	3	0	0	0	11	.286	1	0	0	0	0
2022	4.15	0-0	4	0	0	0/0	0	4.1	3	2	2	3	7	1	0	0	19	.188	2	0	0	0	0
TOTAL	8.53	0-1	6	0	0	0/0	0	6.1	5	6	6	7	10	1	0	0	30	.217	3	0	0	0	0

Morrill, Hueston

Year	avg	gp-gs	ab	r	h	2b	3b	hr	rbi	tb	slg%	bb	hbp	so	gdp	ob%	sf	sh	sb-att	po	a	e	fld%
2019	.282	58-57	220	47	62	17	0	2	20	85	.386	34	7	59	2	.390	3	1	12-15	79	154	8	.967
2020	.258	18-18	66	17	17	6	1	2	4	31	.470	13	1	19	0	.383	1	4	6-7	25	38	2	.969
2021	.218	34-34	124	30	27	4	1	4	20	45	.363	15	7	41	2	.331	2	2	6-6	44	67	3	.974
2022	.206	9-9	34	8	7	2	0	0	1	9	.265	7	0	9	0	.341	0	0	6-6	16	20	0	1.000
TOTAL	.255	119-118	444	102	113	29	2	8	45	170	.383	69	15	128	4	.369	6	7	30-34	164	279	13	.971

Year	era	w-l	app	gs	cq	sho	sv	ip	h	r	er	bb	so	2b	3b	hr	bf	bavg	wp	hbp	bk	sfa	sha
2021	9.82	0-0	3	1	0	0/0	0	3.2	3	4	4	5	4	1	0	1	19	.214	1	0	0	0	0
TOTAL	9.82	0-0	3	1	0	0/0	0	3.2	3	4	4	5	4	1	0	1	19	.214	1	0	0	0	0



PLAYER CAREER STATISTICS

Osmond, Bryce

Year	avg	gp-gs	ab	r	h	2b	3b	hr	rbi	tb	slg%	bb	hbp	so	gdp	ob%	sf	sh	sb-att	po	a	e	fld%
2020	.000	2-1	0	0	0	0	0	0	0	0	.000	0	0	0	0	.000	0	0	0-0	0	1	1	.500
2021	.000	0-0	0	0	0	0	0	0	0	0	.000	0	0	0	0	.000	0	0	0-0	0	7	0	1.000
2022	.000	0-0	0	0	0	0	0	0	0	0	.000	0	0	0	0	.000	0	0	0-0	0	2	0	1.000
TOTAL	.000	2-1	0	0	0	0	0	0	0	0	.000	0	0	0	0	.000	0	0	0-0	0	10	1	.909

Year	era	w-l	app	gs	cq	sho	sv	ip	h	r	er	bb	so	2b	3b	hr	bf	bavg	wp	hbp	bk	sfa	sha
2020	5.06	1-1	4	4	0	0/0	0	16.0	15	12	9	13	19	4	0	1	76	.250	1	1	0	2	0
2021	7.42	2-5	13	10	0	0/1	1	57.0	63	49	47	33	67	7	1	9	268	.278	9	6	0	1	1
2022	5.59	0-1	4	4	0	0/0	0	19.1	18	12	12	11	27	6	0	3	83	.254	2	1	0	0	0
TOTAL	6.63	3-7	21	18	0	0/1	1	92.1	96	73	68	57	113	17	1	13	427	.268	12	8	0	3	1

Phansalkar, Roman

Year	avg	gp-gs	ab	r	h	2b	3b	hr	rbi	tb	slg%	bb	hbp	so	gdp	ob%	sf	sh	sb-att	po	a	e	fld%
2020	.000	0-0	0	0	0	0	0	0	0	0	.000	0	0	0	0	.000	0	0	0-0	0	1	0	1.000
2021	.000	0-0	0	0	0	0	0	0	0	0	.000	0	0	0	0	.000	0	0	0-0	2	3	1	.833
2022	.000	0-0	0	0	0	0	0	0	0	0	.000	0	0	0	0	.000	0	0	0-0	2	3	1	.833
TOTAL	.000	0-0	0	0	0	0	0	0	0	0	.000	0	0	0	0	.000	0	0	0-0	4	7	2	.846

Year	era	w-l	app	gs	cq	sho	sv	ip	h	r	er	bb	so	2b	3b	hr	bf	bavg	wp	hbp	bk	sfa	sha
2020	27.00	0-0	2	0	0	0/0	0	2.1	6	7	7	3	3	0	0	1	16	.500	1	1	0	0	0
2021	6.35	0-0	13	0	0	0/2	0	17.0	21	19	12	18	14	2	0	3	90	.323	0	1	0	3	3
2022	2.37	3-2	8	0	0	0/0	0	19.0	17	7	5	4	14	3	0	1	78	.239	1	1	0	1	1
TOTAL	5.63	3-2	23	0	0	0/2	0	38.1	44	33	24	25	31	5	0	5	184	.297	2	3	0	4	4

Stone, Mitchell

Year	avg	gp-gs	ab	r	h	2b	3b	hr	rbi	tb	slg%	bb	hbp	so	gdp	ob%	sf	sh	sb-att	po	a	e	fld%
2018	.000	1-1	0	0	0	0	0	0	0	0	.000	0	0	0	0	.000	0	0	0-0	0	1	0	1.000
2019	.000	0-0	0	0	0	0	0	0	0	0	.000	0	0	0	0	.000	0	0	0-0	0	9	1	.900
2021	.000	0-0	0	0	0	0	0	0	0	0	.000	0	0	0	0	.000	0	0	0-0	0	4	1	.800
2022	.000	0-0	0	0	0	0	0	0	0	0	.000	0	0	0	0	.000	0	0	0-0	0	2	1	.667
TOTAL	.000	1-1	0	0	0	0	0	0	0	0	.000	0	0	0	0	.000	0	0	0-0	0	16	3	.842

Year	era	w-l	app	gs	cq	sho	sv	ip	h	r	er	bb	so	2b	3b	hr	bf	bavg	wp	hbp	bk	sfa	sha
2018	6.23	0-0	2	2	0	0/0	0	4.1	9	3	3	3	6	1	0	1	24	.429	2	0	1	0	0
2019	4.88	2-1	9	5	0	0/1	1	27.2	23	19	15	14	19	4	0	1	125	.223	7	3	0	1	4
2021	4.62	2-1	15	6	0	0/1	0	37.0	40	22	19	13	39	9	0	1	165	.270	3	2	0	1	1
2022	4.32	1-0	4	4	0	0/0	0	16.2	21	8	8	3	20	2	0	2	71	.318	1	0	1	0	2
TOTAL	4.73	5-2	30	17	0	0/2	1	85.2	93	52	45	33	84	16	0	5	385	.275	13	5	2	2	7

Thompson, Jake

Year	avg	gp-gs	ab	r	h	2b	3b	hr	rbi	tb	slg%	bb	hbp	so	gdp	ob%	sf	sh	sb-att	po	a	e	fld%
2020	.326	12-11	43	3	14	6	0	0	15	20	.465	2	1	7	0	.354	2	0	0-0	6	14	3	.870
2021	.342	45-44	146	31	50	8	0	4	32	70	.479	38	13	19	3	.502	4	0	2-3	170	4	3	.983
2022	.402	21-21	82	14	33	7	1	3	23	51	.622	15	1	13	0	.500	0	0	1-2	37	1	2	.950
TOTAL	.358	78-76	271	48	97	21	1	7	70	141	.520	55	15	39	3	.481	6	0	3-5	213	19	8	.967

Trenkle, Caeden

Year	avg	gp-gs	ab	r	h	2b	3b	hr	rbi	tb	slg%	bb	hbp	so	gdp	ob%	sf	sh	sb-att	po	a	e	fld%
2020	.333	18-16	69	17	23	3	4	3	16	43	.623	4	2	25	0	.387	0	5	3-4	37	1	2	.950
2021	.268	52-50	205	51	55	12	4	5	34	90	.439	33	8	62	2	.389	1	2	5-7	97	1	2	.980
2022	.242	20-20	66	16	16	1	0	3	15	26	.394	12	4	19	1	.381	2	0	4-5	42	0	0	1.000
TOTAL	.276	90-86	340	84	94	16	8	11	65	159	.468	49	14	106	3	.387	3	7	12-16	176	2	4	.978



OSU SEASON HIGHS

At bats:	46	-	vs Wright State (Feb 27, 2022)
Runs scored:	26	-	vs Wright State (Feb 27, 2022)
Hits:	23	-	vs Wright State (Feb 27, 2022)
RBIs:	25	-	vs Wright State (Feb 27, 2022)
Doubles:	5	-	vs Wright State (Feb 27, 2022)
Triples:	1	-	vs Sam Houston (Feb 22, 2022 at Arlington, Texas)
	1	-	vs BYU (Mar 12, 2022 at Arlington, Texas)
	1	-	vs Dallas Baptist (Mar 16, 2022)
Home runs:	3	-	vs Wright State (Feb 27, 2022)
	3	-	vs Seton Hall (Mar 17, 2022)
Total bases:	37	-	vs Wright State (Feb 27, 2022)
Walks:	11	-	vs Seton Hall (Mar 18, 2022)
Strikeouts:	19	-	vs Gonzaga (Mar 07, 2022)
Sac hits:	2	-	vs Gonzaga (Mar 05, 2022)
Sac flies:	2	-	vs Wright State (Feb 27, 2022)
	2	-	at Oral Roberts (Mar 23, 2022)
Stolen bases:	3	-	vs Wright State (Feb 27, 2022)
	3	-	vs Gonzaga (Mar 05, 2022)
Hit by pitch:	4	-	vs Wright State (Feb 27, 2022)
Caught stealing:	1	-	(6 times)
Runners LOB:	13	-	vs Gonzaga (Mar 05, 2022)
Hit into DP:	3	-	vs BYU (Mar 11, 2022 at Arlington, Texas)

Fielding

Putouts:	30	-	vs Sam Houston (Feb 22, 2022 at Arlington, Texas)
	30	-	vs Wright State (Feb 27, 2022)
	30	-	vs Gonzaga (Mar 05, 2022)
Assists:	17	-	vs Sam Houston (Feb 22, 2022 at Arlington, Texas)
Errors:	2	-	vs Wright State (Feb 27, 2022)
	2	-	at Arizona State (Mar 02, 2022)
	2	-	vs BYU (Mar 12, 2022 at Arlington, Texas)
Passed balls:	1	-	at Vanderbilt (Feb 18, 2022)
	1	-	vs Seton Hall (Mar 18, 2022)
DPs turned:	2	-	vs Sam Houston (Feb 22, 2022 at Arlington, Texas)
	2	-	at Oral Roberts (Mar 23, 2022)

Pitching

Innings pitched:	10.0	-	vs Sam Houston (Feb 22, 2022 at Arlington, Texas)
	10.0	-	vs Wright State (Feb 27, 2022)
	10.0	-	vs Gonzaga (Mar 05, 2022)
Runs allowed:	8	-	vs BYU (Mar 10, 2022 at Arlington, Texas)
Earned runs:	8	-	vs BYU (Mar 10, 2022 at Arlington, Texas)
Walks allowed:	9	-	vs Wright State (Feb 27, 2022)
Strikeouts:	19	-	vs BYU (Mar 11, 2022 at Arlington, Texas)
Hits allowed:	14	-	vs Sam Houston (Feb 22, 2022 at Arlington, Texas)
Doubles allowed:	4	-	vs Sam Houston (Feb 22, 2022 at Arlington, Texas)
	4	-	at Arizona State (Mar 01, 2022)
Homers allowed:	3	-	vs BYU (Mar 10, 2022 at Arlington, Texas)
Wild pitches:	4	-	vs Wright State (Feb 27, 2022)
Hit batters:	2	-	vs Wright State (Feb 27, 2022)
	2	-	at Arizona State (Mar 01, 2022)
	2	-	vs BYU (Mar 12, 2022 at Arlington, Texas)

At bats:	7	-	Brown, Marcus vs Wright State (Feb 27, 2022)
Runs scored:	3	-	(8 times)
Hits:	5	-	Brown, Marcus vs Wright State (Feb 27, 2022)
RBIs:	7	-	Trenkle, Caeden at Arizona State (Mar 02, 2022)
Doubles:	2	-	(5 times)
Triples:	1	-	Doerschling, Griffin vs Sam Houston (Feb 22, 2022 at Arlington, Texas)
	1	-	Martin, Garrett vs BYU (Mar 12, 2022 at Arlington, Texas)
	1	-	Thompson, Jake vs Dallas Baptist (Mar 16, 2022)
Home runs:	2	-	Trenkle, Caeden at Arizona State (Mar 02, 2022)
	2	-	Adkison, Chase vs Seton Hall (Mar 17, 2022)
Total bases:	8	-	Trenkle, Caeden at Arizona State (Mar 02, 2022)
	8	-	Adkison, Chase vs Seton Hall (Mar 17, 2022)
Walks:	3	-	Mendham, David vs BYU (Mar 11, 2022 at Arlington, Texas)
	3	-	Trenkle, Caeden vs Seton Hall (Mar 18, 2022)
Strikeouts:	4	-	McLean, Nolan at Vanderbilt (Feb 20, 2022)
Sac hits:	1	-	(9 times)
Sac flies:	1	-	(8 times)
Stolen bases:	2	-	Crull, Jaxson vs Gonzaga (Mar 04, 2022)
	2	-	Ehrhard, Zach vs Gonzaga (Mar 05, 2022)
Hit by pitch:	2	-	Ehrhard, Zach vs Seton Hall (Mar 18, 2022)
Caught stealing:	1	-	(6 times)
Runners LOB:	9	-	Trenkle, Caeden vs Gonzaga (Mar 05, 2022)

Fielding

Putouts:	19	-	Adkison, Chase vs BYU (Mar 11, 2022 at Arlington, Texas)
Assists:	9	-	Riggio, Roc vs Seton Hall (Mar 17, 2022)
Errors:	2	-	Campbell, Justin vs Wright State (Feb 27, 2022)
Passed balls:	1	-	Adkison, Chase at Vanderbilt (Feb 18, 2022)
	1	-	Adkison, Chase vs Seton Hall (Mar 18, 2022)

Pitching

Innings pitched:	7.1	-	Campbell, Justin vs Gonzaga (Mar 05, 2022)
Runs allowed:	8	-	Mederos, Victor vs BYU (Mar 10, 2022 at Arlington, Texas)
Earned runs:	8	-	Mederos, Victor vs BYU (Mar 10, 2022 at Arlington, Texas)
Walks allowed:	6	-	Osmond, Bryce vs Wright State (Feb 27, 2022)
Strikeouts:	12	-	Campbell, Justin vs BYU (Mar 11, 2022 at Arlington, Texas)
Hits allowed:	9	-	Mederos, Victor at Arizona State (Mar 01, 2022)
Doubles allowed:	4	-	Mederos, Victor at Arizona State (Mar 01, 2022)
Homers allowed:	3	-	Mederos, Victor vs BYU (Mar 10, 2022 at Arlington, Texas)
Wild pitches:	2	-	(6 times)
Hit batters:	2	-	Root, Bayden vs BYU (Mar 12, 2022 at Arlington, Texas)



OPPONENT SEASON HIGHS

At bats:	41	-	vs Sam Houston (Feb 22, 2022 at Arlington, Texas)
Runs scored:	8	-	vs BYU (Mar 10, 2022 at Arlington, Texas)
Hits:	14	-	vs Sam Houston (Feb 22, 2022 at Arlington, Texas)
RBIs:	8	-	vs BYU (Mar 10, 2022 at Arlington, Texas)
Doubles:	4	-	vs Sam Houston (Feb 22, 2022 at Arlington, Texas)
	4	-	at Arizona State (Mar 01, 2022)
Home runs:	3	-	vs BYU (Mar 10, 2022 at Arlington, Texas)
Total bases:	19	-	at Arizona State (Mar 01, 2022)
Walks:	9	-	vs Wright State (Feb 27, 2022)
Strikeouts:	19	-	vs BYU (Mar 11, 2022 at Arlington, Texas)
Sac hits:	2	-	vs Gonzaga (Mar 04, 2022)
	2	-	vs Gonzaga (Mar 07, 2022)
Sac flies:	1	-	(4 times)
Stolen bases:	4	-	at Vanderbilt (Feb 19, 2022)
Hit by pitch:	2	-	vs Wright State (Feb 27, 2022)
	2	-	at Arizona State (Mar 01, 2022)
	2	-	vs BYU (Mar 12, 2022 at Arlington, Texas)
Caught stealing:	2	-	vs Wright State (Feb 27, 2022)
Runners LOB:	14	-	at Arizona State (Mar 01, 2022)
Hit into DP:	2	-	vs Sam Houston (Feb 22, 2022 at Arlington, Texas)
	2	-	at Oral Roberts (Mar 23, 2022)

Fielding

Putouts:	30	-	vs Sam Houston (Feb 22, 2022 at Arlington, Texas)
	30	-	vs Gonzaga (Mar 05, 2022)
Assists:	15	-	vs Sam Houston (Feb 22, 2022 at Arlington, Texas)
Errors:	3	-	vs Wright State (Feb 27, 2022)
	3	-	vs BYU (Mar 11, 2022 at Arlington, Texas)
Passed balls:	2	-	vs Seton Hall (Mar 19, 2022)
DPs turned:	3	-	vs BYU (Mar 11, 2022 at Arlington, Texas)

Pitching

Innings pitched:	10.0	-	vs Sam Houston (Feb 22, 2022 at Arlington, Texas)
	10.0	-	vs Gonzaga (Mar 05, 2022)
Runs allowed:	26	-	vs Wright State (Feb 27, 2022)
Earned runs:	25	-	vs Wright State (Feb 27, 2022)
Walks allowed:	11	-	vs Seton Hall (Mar 18, 2022)
Strikeouts:	19	-	vs Gonzaga (Mar 07, 2022)
Hits allowed:	23	-	vs Wright State (Feb 27, 2022)
Doubles allowed:	5	-	vs Wright State (Feb 27, 2022)
Triples allowed:	1	-	vs Sam Houston (Feb 22, 2022 at Arlington, Texas)
	1	-	vs BYU (Mar 12, 2022 at Arlington, Texas)
	1	-	vs Dallas Baptist (Mar 16, 2022)
Homers allowed:	3	-	vs Wright State (Feb 27, 2022)
	3	-	vs Seton Hall (Mar 17, 2022)
Wild pitches:	3	-	vs Gonzaga (Mar 07, 2022)
	3	-	vs Dallas Baptist (Mar 16, 2022)
Hit batters:	4	-	vs Wright State (Feb 27, 2022)

At bats:	5	-	(24 times)
Runs scored:	3	-	Vaz at Vanderbilt (Feb 20, 2022)
	3	-	Baez,N at Arizona State (Mar 01, 2022)
Hits:	4	-	Jones at Vanderbilt (Feb 19, 2022)
RBIs:	4	-	R SEPEDE vs BYU (Mar 10, 2022 at Arlington, Texas)
Doubles:	2	-	Jones at Vanderbilt (Feb 19, 2022)
	2	-	HERNANDEZ vs Seton Hall (Mar 18, 2022)
Home runs:	1	-	(14 times)
Total bases:	7	-	Davis, Conor at Arizona State (Mar 01, 2022)
Walks:	3	-	Greenwell, J vs Wright State (Feb 27, 2022)
	3	-	Anglin, G. vs Wright State (Feb 27, 2022)
Strikeouts:	4	-	(4 times)
Sac hits:	1	-	(7 times)
Sac flies:	1	-	(4 times)
Stolen bases:	2	-	Bradfield at Vanderbilt (Feb 19, 2022)
	2	-	MacKenzie, A vs Sam Houston (Feb 22, 2022 at Arlington, Texas)
	2	-	GALE vs Seton Hall (Mar 20, 2022)
Hit by pitch:	1	-	(15 times)
Caught stealing:	1	-	(9 times)
Runners LOB:	5	-	Patrick, A. vs Wright State (Feb 27, 2022)

Fielding

Putouts:	17	-	Keegan at Vanderbilt (Feb 18, 2022)
	17	-	RANDO, T. vs Gonzaga (Mar 07, 2022)
Assists:	7	-	MacKenzie, A vs Sam Houston (Feb 22, 2022 at Arlington, Texas)
Errors:	2	-	(4 times)
Passed balls:	2	-	HERNANDEZ vs Seton Hall (Mar 19, 2022)

Pitching

Innings pitched:	7.0	-	HUGHES, G. vs Gonzaga (Mar 04, 2022)
Runs allowed:	8	-	Perlich, R. vs Wright State (Feb 27, 2022)
Earned runs:	8	-	Perlich, R. vs Wright State (Feb 27, 2022)
Walks allowed:	6	-	WALDIS vs Seton Hall (Mar 18, 2022)
Strikeouts:	13	-	VRIELING, T. vs Gonzaga (Mar 07, 2022)
Hits allowed:	8	-	CINNELLA vs Seton Hall (Mar 19, 2022)
Doubles allowed:	4	-	Maldonado at Vanderbilt (Feb 19, 2022)
Triples allowed:	1	-	Hewitt, L. vs Sam Houston (Feb 22, 2022 at Arlington, Texas)
	1	-	N DAHLE vs BYU (Mar 12, 2022 at Arlington, Texas)
	1	-	Rose vs Dallas Baptist (Mar 16, 2022)
Homers allowed:	2	-	Perlich, R. vs Wright State (Feb 27, 2022)
	2	-	Rodriguez,R. vs Missouri State (Mar 08, 2022)
	2	-	A. Roach at Oral Roberts (Mar 23, 2022)
Wild pitches:	3	-	VRIELING, T. vs Gonzaga (Mar 07, 2022)
Hit batters:	3	-	Ernst, A. vs Wright State (Feb 27, 2022)



The Last Time...

A Cowboy Hitter Had...

8+ At Bats in a Game:	Gage Green & Corey Hassel (8) vs. Texas, April 3, 2015
5+ Hits in a Game:	Marcus Brown (5) vs. Wright State (Gm. 1), Feb. 27, 2022
6 Runs in a Game:	Christian Funk vs. Kansas, April 12, 2019 (tied school record)
5 Runs in a Game:	Carson McCusker vs. Wright State, Feb. 23, 2019
3 Doubles in a Game:	Trevor Boone vs. Southeastern Louisiana, March 15, 2019
2 Triples in a Game:	Carson McCusker vs. Kansas State, March 23, 2019 (tied school record)
A Grand Slam:	Christian Encarnacion-Strand vs. West Virginia (4th inning), April 2, 2021
A Pinch-Hit Home Run:	Garrett Martin vs. Wright State (9th inning, Gm. 2), Feb. 27, 2022*
Hit For the Cycle:	Christian Encarnacion-Strand vs. UAPB, April 21, 2021
10 RBI in a Game:	Jason Heath vs. Kansas State, April 24, 1993 (school record)
9 RBI in a Game:	Robbie Rea vs. Alabama A&M, March 10, 2012 (Game 1)
8 RBI in a Game:	Adam Carr vs. Kansas, May 22, 2005
7 RBI in a Game:	Caeden Trenkle vs. Arizona State, March 2, 2022
6 RBI in a Game:	Carson McCusker vs. Texas, April 19, 2019
5 RBI in a Game:	Hueston Morrill vs. West Virginia, April 3, 2021
10+ Total Bases:	Christian Encarnacion-Strand (14) vs. UAPB, April 21, 2021
5 Walks in a Game:	Corey Brown vs. Texas Tech, May 11, 2007
4 Walks in a Game:	Caeden Trenkle vs. Oklahoma, April 30, 2021
4 Strikeouts in a Game:	Nolan McLean vs. Vanderbilt, Feb. 20, 2022
Stole Home:	Caeden Trenkle vs. Texas Tech, March 19, 2021
4 Stolen Bases in a Game:	Garrett McCain vs. Incarnate Word, March 1, 2016
3 Stolen Bases in a Game:	Gage Green vs. Southeastern Oklahoma State, March 20, 2013
3 HRs in a Game:	Trevor Boone vs. Texas, April 18, 2019 (tied school record)
2 HRs in a Game:	Chase Adkison vs. Seton Hall, March 17, 2022*
HRs in Consecutive At Bats:	Chase Adkison vs. Seton Hall (4th & 6th innings), March 17, 2022
Inside-the-Park Home Run:	Kevin Bradley vs. Alcorn State, March 11, 2015
2 Hits in an Inning:	Jaxson Crull vs. Wright State (6th inning, Gm. 1), Feb. 27, 2022
3 Hits in an Inning:	Toby Rhodes vs. Grambling, Feb. 11, 2000 (tied for NCAA record)
3 HBP in a Game:	Rafael Thomas vs. Western Illinois, March 18, 2009 (Game 2)
Led Off Game with HR:	Devin Shines vs. Texas Tech, May 21, 2011
Walk-Off Home Run:	Ryan Sluder vs. Dallas Baptist, April 21, 2015

A Cowboy Pitcher Had...

A Complete Game:	Justin Campbell vs. Kansas, May 8, 2021
A Complete Game (7 Innings):	C.J. Varela vs. Little Rock, Feb. 26, 2020
A Complete Game by a Freshman:	Justin Campbell vs. Kansas, May 8, 2021
Four-Straight Complete Games:	Spencer Grogan vs. Kansas State 4/25; Kansas 4/17; Baylor 4/11; Texas A&M 4/3, 2004
Consecutive Complete Games:	Jensen Elliott vs. Oklahoma, May 10, 2019; vs. Baylor, May 17, 2019
Consecutive Complete Games (7 Innings):	Matt Smith at Baylor (9), April 18, 1998; vs. Nebraska (7), April 24, 1998
A Shutout:	Justin Campbell vs. Kansas, May 8, 2021
A Shutout (7 Innings):	C.J. Varela vs. Little Rock, Feb. 26, 2020
Consecutive Shutouts:	Thomas Hatch vs. TCU, April 22, 2016; vs. Texas, April 30, 2016; vs. Prairie View A&M, May 6, 2016
A Combined Shutout:	Justin Campbell (6.0), Kale Davis (2.0) and Trevor Martin (1) vs. BYU, March 11, 2022
A Combined Shutout (7 Innings):	C.J. Varela (5.0) & Roman Phansalkar (2.0) vs. UAPB, April 20, 2021
A Shutout by a Freshman:	Justin Campbell vs. Kansas, May 8, 2021
Hit Four Batters in a Game:	Matt Gardner vs. La Salle, Feb. 16, 2007
A Three-Pitch Inning:	Rick Rivas (5th inn.) vs. Dallas Baptist, April 11, 2006
Had 10+ Strikeouts in a Game:	Mitchell Stone (10) vs. Seton Hall, March 19, 2022*
A 1-Hit Game:	Jensen Elliott vs. Texas, April 18, 2019
A 1-Hit Game (7 Innings):	C.J. Varela vs. Little Rock, Feb. 26, 2020
A Combined 1-Hit Game:	Jensen Elliott (7.0), Peyton Battenfield (1.0) & Ben Leeper (1.0) vs. Southeastern Louisiana, March 15, 2019
A No-Hitter:	Justin Campbell vs. Kansas, May 8, 2021
A No-Hitter (7 Innings):	Joe Giordanella vs. Oklahoma, April 1, 1985
A Combined No-Hitter:	Jason Bell (5.2), Brent Nichols (1.1), Rob Gaiko (1) & Marcus Cuper (1) vs. Missouri Southern, March 16, 1993



The Last Time...

Oklahoma State (The Team)...

Scored 30+ Runs:	30 vs. Western Illinois, March 18, 2009 (Game 1)
Scored 20+ Runs:	26 vs. <i>Wright State, Feb. 27, 2022</i>
Scored 10+ Runs in an Inning:	12 (7th inn., Gm. 1) vs. <i>Wright State, Feb. 27, 2022</i>
Had 20+ Hits:	23 vs. <i>Wright State (Gm. 1), Feb. 27, 2022</i>
Had 7+ Doubles:	10 vs. Minnesota, March 6, 2011
Did Not Strikeout:	vs. Kansas, May 2, 2010
Had 4+ Triples:	4 vs. Arkansas-Pine Bluff, March 23, 2011
Had 10+ HRs:	12 vs. Kansas, April 12, 2019 (school record)
Had 7+ HRs:	12 vs. Kansas, April 12, 2019 (school record)
Had 10+ Walks:	11 vs. Baylor, May 16, 2021
Had 10+ Stolen Bases:	11 vs. Wichita State, April 27, 1956 (school record)
Allowed Less Than Three Hits:	2 vs. <i>BYU, March 11, 2022</i>
Was Shut Out:	vs. <i>Vanderbilt, Feb. 18, 2022</i>
Was Shut Out at Home:	vs. Vanderbilt, March 13, 2021 (Game 1)
Was Shut Out On The Road:	vs. <i>Vanderbilt, Feb. 18, 2022</i>
Had Back-to-Back Homers:	Chase Adkison & Roc Riggio (4th inn.) vs. <i>Seton Hall, March 17, 2022</i>
Had Three Consecutive Homers:	Christian Funk/Colin Simpson/Andrew Navigato (1st inn.) vs. Oklahoma, May 10, 2019
Struck Out 15+ Times:	19 vs. <i>Gonzaga, March 7, 2022*</i>
Turned a Triple Play:	vs. Cal State Fullerton, May 31, 2014
Was Held to 2 or Less Hits:	2 vs. Oral Roberts, May 2, 2017
Committed 4+ Errors in a Game:	5 vs. UAPB, April 20, 2021
Won Both Games of a Doubleheader:	vs. <i>Wright State, Feb. 27, 2022</i>
Lost Both Games of a Doubleheader:	vs. Texas, April 24, 2021

An Opponent...

Threw a No-Hitter:	Nick Schmidt (6), Brian McLelland (1) and Devin Collis (2), Arkansas, Feb. 11, 2006
Threw a One-Hitter:	B.R. Cook, Oregon State, Feb. 18, 1999
Hit 3 HRs:	Charlie Llewellyn, Texas-Arlington, March 10, 1993
Hit 2 HRs:	Isaiah Thomas, Vanderbilt, March 14, 2021
Had Back-to-Back HRs:	<i>Cole Gambill and Collin Reuter (1st inn.), BYU, March 10, 2022</i>
Hit a Grand Slam:	Brayden Taylor (8th inn.), TCU, April 18, 2021
Had 5+ Hits in a Game:	Richie Cunningham (5), Baylor, May 11, 2018
Had 5+ RBI in a Game:	Tyler Hardman (6), Oklahoma, April 30, 2021
Scored 10+ Runs in an Inning:	Stetson (10 in the 3rd inn.), June 3, 2018
Had a Pinch-Hit Home Run:	<i>Staus Pokrovsky (5th inn.), Seton Hall, March 19, 2022*</i>
Pitched a Complete Game:	Jack Perkins, Stetson, June 3, 2018
Had 10+ Strikeouts in a Game:	<i>Trystan Vrieling (13), Gonzaga, March 7, 2022*</i>

italics — occurred during 2022 season

* — most recent occurrence in 2022