



# INDIANA STATE 2022 BASEBALL 22



## THE RUNDOWN

<b>RECORD</b>	<b>OVERALL:</b>	<b>9-6</b>
	MISSOURI VALLEY	-
	HOME	2-0
	AWAY	1-3
	NEUTRAL	6-3

## THE SCHEDULE

Date	Opponent	TV/Radio	Time/Result
Feb. 18	vs. Brigham Young	FloSports	W, 3-2
Feb. 19	vs. Ohio State	FloSports	L, 9-3
Feb. 20	vs. Marshall	FloSports	W, 9-7
Feb. 20	vs. Ohio State	FloSports	L, 9-8
Feb. 25	vs. Merrimack	FloSports	W, 14-2
Feb. 26	vs. Minnesota		W, 16-3
Feb. 27	vs. Minnesota		W, 14-8
Mar. 4	at East Carolina	ESPN+	L, 5-4
Mar. 5	vs. Maryland		L, 12-6
Mar. 6	vs. Michigan		W, 6-5
Mar. 10	at Wright State		L, 6-3
Mar. 11	at Wright State		W, 6-2
Mar. 13	at Wright State		L, 11-10
Mar. 15	SE Missouri State	ESPN+	W, 10-1
Mar. 16	SE Missouri State	ESPN+	W, 5-4
Mar. 18	Kansas	ESPN+	3 p.m.
Mar. 19	Kansas	ESPN+	2 p.m.
Mar. 20	Kansas	ESPN+	1 p.m.
Mar. 22	at Indiana		105.5
Mar. 25	Memphis	ESPN+/105.5	3 p.m.
Mar. 26	Memphis	105.5	2 p.m.
Mar. 27	Memphis	105.5	1 p.m.
Mar. 30	Purdue	105.5	4 p.m.
Apr. 1	Illinois State*	ESPN+/105.5	6:30 p.m.
Apr. 2	Illinois State*	ESPN+/105.5	2 p.m.
Apr. 3	Illinois State*	ESPN+/105.5	1 p.m.
Apr. 6	at Purdue	105.5	4 p.m.
Apr. 8	at Valparaiso*	105.5	3 p.m.
Apr. 9	at Valparaiso*	105.5	1 p.m.
Apr. 10	at Valparaiso*	105.5	1 p.m.
Apr. 12	Indiana	ESPN+/105.5	6 p.m.
Apr. 19	Illinois	ESPN+/105.5	6 p.m.
Apr. 22	Evansville*	ESPN+/105.5	6:30 p.m.
Apr. 23	Evansville*	ESPN+/105.5	2 p.m.
Apr. 24	Evansville*	ESPN+/105.5	1 p.m.
Apr. 29	Missouri State*	ESPN+/105.5	6:30 p.m.
Apr. 30	Missouri State*	ESPN+/105.5	2 p.m.
May 1	Missouri State*	ESPN+/105.5	1 p.m.
May 3	at Illinois	105.5	7 p.m.
May 6	at Bradley*	105.5	7 p.m.
May 7	at Bradley*	105.5	7 p.m.
May 8	at Bradley*	105.5	2 p.m.
May 10	at Vanderbilt	105.5	7 p.m.
May 13	at Southern Illinois*	105.5	4 p.m.
May 14	at Southern Illinois*	105.5	3 p.m.
May 15	at Southern Illinois*	105.5	2 p.m.
May 19	Dallas Baptist*	ESPN+/105.5	6:30 p.m.
May 20	Dallas Baptist*	ESPN+/105.5	6:30 p.m.
May 21	Dallas Baptist*	ESPN+/105.5	2 p.m.
May 24	MVC Tournament		

## GAMES 16-18 // KANSAS

MARCH 18-20, 2022 \* TERRE HAUTE, IND. \* ESPN+



**INDIANA STATE**  
Missouri Valley

**2022 Record:** 9-6  
**Head Coach:** Mitch Hannahs  
**Career:** 357-262  
**ISU:** 249-165

### QUICK HITS

.321	Batting Average	.257
7.8	Runs/Game	5.5
11.9	Hits/Game	9.1
.449	Slugging Percentage	.395
5.13	ERA	5.95
136	Strikeouts	121
.270	Opposing BA	.269



**KANSAS**  
Big 12

**2022 Record:** 7-8  
**Head Coach:** Ritch Price  
**Career:** 1186-990-4  
**KU:** 568-531-3

## PROJECTED WEEKEND STARTERS

Game 1	INS RHP Jack Parisi (1-2, 7.91 ERA)	vs.	KU RHP Cole Larsen (0-2, 5.48 ERA)
Game 2	INS RHP Matt Jachec (3-1, 2.77 ERA)	vs.	KU RHP Ryan Vanderhei (3-1, 4.03 ERA)
Game 3	INS TBA	vs.	KU TBA

## AT A GLANCE

### KEY STORYLINES

#### >>FINALLY HOME

Indiana State make its home debut this week as the Sycamores welcome both Southeast Missouri State and Kansas to Bob Warn Field for a five-game home stand. The Sycamores started the year with a 13-game road trip finishing 7-6 overall in the 2022 season following trips to Florida (Snowbird Baseball Classic), Greenville, N.C. (LeClair Classic), and a weekend trip to Wright State.

#### >>PRESEASON POLL

The Sycamores were selected second overall in the Missouri Valley Conference Baseball Preseason Poll as announced by the conference office earlier this spring. ISU received 46 points in finishing behind preseason favorite Dallas Baptist (64 points, eight first-place), while Jordan Schaffer (MVC, Perfect Game) and Aaron Beck (Perfect Game) were honored on the preseason teams.

#### >>BACK-TO-BACK NCAA APPEARANCES

Indiana State made it to back-to-back NCAA Tournaments as the Sycamores were back in the postseason in 2021. ISU earned an at-large bid to the 2021 NCAA Tournament as the Sycamores went back to the Nashville Regional hosted by Vanderbilt. ISU went 31-21 overall in the 2021 season with a 14-10 mark overall in conference play.

### SERIES INFORMATION

Overall:	Indiana State leads 3-2
at Indiana State:	First Meeting
at Kansas:	Indiana State leads 2-1
Neutral:	Series tied 1-1
First Meeting:	March 11, 1983 (KU W, 6-2)
Last Meeting:	March 8 at KU (ISU W, 8-2)
Winning Streak:	ISU won last two games
Series Streak:	ISU won last series

### The Venue

Stadium:	Bob Warn Field
Capacity:	2,000
Dimensions:	340-372-402-372-340
Surface:	Field Turf/Natural Grass



## STATS BREAKDOWN



.257	136	35	4	10	.362	.395	14-18	5.95	121	56	.269	.966
BATTING AVG	HITS	DOUBLES	TRIPLES	HOME RUNS	ON-BASE %	SLUGGING %	STOLEN BASES	ERA	STRIKE-OUTS	WALKS	OPPO. BATTING AVG	FIELDING %
.321	178	26	3	13	.411	.449	11-12	5.13	136	51	.270	.974



The Indiana State Athletic Communications department's mission is to strategically provide communication between the athletics department and its internal and external constituents, increase awareness of and interest in Sycamore Athletics and to publicize the activities and achievements of the student-athletes, teams and the athletics department.

We understand the importance of assisting the media in providing coverage of the university, its athletics programs, administrators, coaches and student-athletes. Our goal is to disseminate information as widely, uniformly and fairly as possible using accepted media standards. To this end, the best attempt will be made to fill reasonable requests by recognized media outlets. Members of the media are encouraged to work with our staff to assist in that endeavor.

## MEDIA INFORMATION

### PRESS RELEASES/GAME NOTES

Prior to each contest, a complete release previewing the upcoming game and reviewing the season will be available on GoSycamores.com. The release will also be emailed to media requesting this service.

### PREGAME INTERVIEWS

Head Coach Mitch Hannahs will be available for pregame interviews and live television shots depending on time schedules. ISU players will not be available for pregame media activities. Media are encouraged to call or email the ISU athletic communications office well in advance to arrange such interviews.

### POSTGAME INTERVIEWS

ISU's locker room is closed to media after the game. Media will be asked for player requests prior to the conclusion of the game. Head Coach Mitch Hannahs and requested players will be available following the games.

### INTERVIEWS

Direct all requests for interviews with ISU head coach Mitch Hannahs or baseball student-athletes through Associate A.D. for Communications/Digital Content Seth Montgomery by emailing [seth.montgomery@indstate.edu](mailto:seth.montgomery@indstate.edu).

## COVERING HOME GAMES

### CREDENTIALS

Credentials for ISU baseball home games are issued to working media only and must be requested at least 24 hours in advance to Seth Montgomery by emailing [seth.montgomery@indstate.edu](mailto:seth.montgomery@indstate.edu). Media will have a credential left for them at the Media Will Call located at the ticket office at the Bob Warn Field.

### PARKING

Parking is free to the public and is available on a first-come, first-serve basis for ISU baseball games with the exception of marked off spaces for coaches and officials. Working media can also utilize the parking lot.

### PRESS BOX LOCATION

The working press, radio, and television area is located in the press box located above Bob Warn Field.

### MEDIA ROOM SERVICES

Pregame packets including notes, statistics, programs, and rosters, will be available. Final box scores will also be provided.

### WIRELESS INTERNET

Complimentary access to wireless internet is available for working media at Bob Warn Field.

### Athletics Communications Indiana State University

401 N. 4th Street  
Terre Haute, IN 47809  
Phone: 812-237-4161

#### Seth Montgomery

Associate A.D. for Communications/Digital  
Football, Swimming & Diving, Baseball  
[seth.montgomery@indstate.edu](mailto:seth.montgomery@indstate.edu)

#### Tim McCaughan

Assistant Director of Athletic Communications  
Men's Basketball, Spirit, Cross Country, Golf  
[timothy.mccaughan@indstate.edu](mailto:timothy.mccaughan@indstate.edu)

#### Kieran Intemann

Assistant Director of Athletic Communications  
Volleyball, Women's Basketball, Track & Field  
[kieran.intemann@indstate.edu](mailto:kieran.intemann@indstate.edu)

#### Joey Haueter

Athletic Communications Graduate Assistant  
Women's Soccer, Softball  
[jhaueter@sycamores.indstate.edu](mailto:jhaueter@sycamores.indstate.edu)

#### Christian Hunt

Athletic Communications Student Assistant  
Swimming & Diving  
[chunt18@sycamores.indstate.edu](mailto:chunt18@sycamores.indstate.edu)

### Video/Content Creation Luke Martin

Digital Media Coordinator / PxP Commentator  
[luke.martin@indstate.edu](mailto:luke.martin@indstate.edu)

#### Lincoln Schlemmer

Assistant Digital Media Coordinator  
[lincoln.schlemmer@indstate.edu](mailto:lincoln.schlemmer@indstate.edu)

# 2022 INDIANA STATE BASEBALL

## UNIVERSITY INFORMATION

Location.....	Terre Haute, Ind.
School Founded .....	1865 (Indiana State Normal School)
Enrollment .....	8,541 (Spring 2022)
Nickname .....	Sycamores
Colors .....	Royal Blue (PMS 7687), White, and Cool Gray (PMS 420)
President .....	Dr. Deborah J. Curtis
Director of Athletics.....	Sherard Clinkscales
Conference.....	Missouri Valley Conference

## BOB WARN FIELD AT SYCAMORE STADIUM INFORMATION

Year Opened .....	1978
Capacity .....	2,000

## COACHING STAFF

Head Coach .....	Mitch Hannahs
Alma Mater.....	Indiana State, 1989
Record at INS .....	249-166 (Ninth Season)
Overall Record.....	3557262
Associate Head Coach.....	Brian Smiley
Assistant Coach .....	Justin Hancock

## SUPPORT STAFF

Athletic Trainer .....	Jordan Devenney
Athletic Trainer .....	Haskel Buford
Associate A.D. for Communications/Digital Content.....	Seth Montgomery

## TEAM HISTORY

First Season of Baseball.....	1896
All-Time Record .....	2091-1528-16
All-Time Missouri Valley Record.....	
Missouri Valley Regular Season Championships.....	
All-Time Missouri Valley Tournament Record.....	77-64
Missouri Valley Tournament Championships.....	
Missouri Valley Tournament Runner-Ups .....	
NCAA Postseason Appearances (Last).....	11 (2021)
All-Time NCAA Tournament Record .....	11-22
Last Postseason Opponent .....	vs. Georgia Tech (Nashville Regional)
Result.....	L, 9-0

20+ Win Seasons: .....	45
30+ Win Seasons: .....	31
40+ Win Seasons: .....	11
50+ Win Seasons: .....	1
Missouri Valley Coach of the Year.....	5
Missouri Valley Players of the Year: .....	1
Missouri Valley Defensive Players of the Year:.....	2
Missouri Valley Freshman of the Year: .....	2
Missouri Valley Newcomer of the Year:.....	6
ABCA All-Americans .....	6
Baseball America All-Americans.....	5
Collegiate Baseball All-Americans.....	7
D1Baseball.com All-American .....	1
Sporting News All-Americans .....	1
NAIA All-Americans .....	1
NCBWA Smith Super Team .....	5
Freshman All-Americans .....	12
Missouri Valley Tournament MVP:.....	5

## 2021 REVIEW

2021 Record .....	31-21
Missouri Valley (finish) .....	14-10 (2nd)
Missouri Valley Championship .....	Lost in Championship Game
Postseason .....	NCAA Nashville Regional
Final Ranking .....	N/A
Returning/lost.....	25/19
Newcomers .....	15

## COMMUNICATIONS OFFICE

Primary Contact.....	Seth Montgomery
Email .....	seth.montgomery@indstate.edu
Office #: .....	812-237-4073
Website: .....	www.GoSycamores.com

KANSAS

# Quick FACTS



JORDAN SCHAFFER



## 2022 INDIANA STATE BASEBALL ROSTER

#	Name	Pos.	Cl.	Ht.	Wt.	B/T	Hometown/High School	(Previous School)
1	Jordan Schaffer	IF	R/R	R-Sr.	6-0	180	Terre Haute, Ind. / West Vigo HS	
2	Josue Urdaneta	IF	S/R	R-So.	5-8	172	Maracaibo, Venezuela / Avant Garde Academic	
3	Luis Hernandez	C	R/R	Fr.	6-0	188	Gurabo, Puerto Rico / Puerto Rico Baseball Academy	
4	Joe Kido	IF	L/R	R-So.	5-6	153	Ellettsville, Ind. / Edgewood HS	
5	Grant Magill	C	R/R	R-So.	6-0	189	Highlands Ranch, Colo. / Mountain Vista HS	
7	Isaiah Thompson	OF/LHP	L/L	Fr.	6-0	164	Springfield, Ill. / Sacred-Heart Griffin HS	
8	Randall Diaz	IF	R/R	Fr.	6-1	193	Toa Alta, Puerto Rico / Leadership Christian Academy	
10	Tyler Nelson	OF	R/R	So.	6-0	186	Valparaiso, Ind. / Chesterton HS	
11	Diego Gines	IF	R/R	R-So.	6-0	200	Canóvanas, P.R. / Leadership Christian Acad.	
12	Trett Joles	C	R/R	Fr.	5-9	205	Boyceville, Wisc. / Boyceville HS	
13	Daunte Majors	OF	R/R	So.	5-9	186	Peru, Ind. / Peru HS	
15	Seth Gergely	OF	L/L	R-Jr.	6-3	187	Tallmadge, Ohio / Tallmadge HS	Purdue / Sinclair CC
16	Jackson Taylor	IF	L/R	So.	5-11	164	Muncie, Ind. / Yorktown HS	
17	Miguel Rivera	IF	L/L	R-Sr.	6-1	215	Miami, Fla. / Braddock Senior High	Wabash Valley CC
18	Henry Brown	IF	R/R	Fr.	6-2	183	Evansville, Ind. / Evansville Central HS	
19	Christopher McDevitt	C	L/R	So.	6-4	202	Chicago, Ill. / St. Rita HS	
20	Sean Ross	OF	R/R	R-Sr.	6-0	201	San Diego, Calif. / Granite Hills HS	Pensacola State College
21	Aaron Beck	OF	L/R	R-Sr.	6-6	209	Evansville, Ind. / Evansville Harrison HS	Olney Central CC
22	Jared Spencer	LHP	L/L	Fr.	6-3	193	Centreville, Mich. / Centreville HS	
23	Keegan Watson	OF	R/R	R-Sr.	6-3	221	Fountaintown, Ind. / New Palestine HS	Nebraska
24	Connor Hicks	C	L/R	R-So.	6-1	211	Toronto, Ontario / Lawrence Park HS	Mineral Area CC
25	Mike Sears	IF	R/R	R-Jr.	5-10	202	Cincinnati, Ohio / Walnut Hills HS	Sinclair CC
26	Max Meyer	RHP	R/R	So.	6-0	177	Georgetown, Ind. / Floyd Central HS	
27	Parker Stinson	OF	L/L	R-Fr.	6-0	204	Yorktown, Ind. / Yorktown HS	
28	Cam Edmonson	LHP	R/L	R-So.	5-9	179	Rochester, Ill. / Rochester HS	
29	Joey Hurth	RHP	R/R	So.	6-3	206	Hopkins, Minn. / Hopkins HS	
30	Jack Parisi	RHP	R/R	Gr.	6-0	215	Fort Wayne, Ind. / Homestead HS	Spalding
31	Aaron Moss	UTL/RHP	R/R	Fr.	5-10	143	St. Louis, Mo. / Lindbergh Academy	
33	Connor Fenlong	RHP	R/R	R-Jr.	6-4	235	Gouverneur, N.Y. / Gouverneur HS	Wabash Valley CC
34	Matt Jachec	RHP	R/R	R-So.	6-0	204	Hampshire, Ill. / Hampshire HS	
35	Jake Ridgway	RHP	R/R	R-Sr.	6-2	205	New Lenox, Ill. / Brother Rice HS	
36	Luke Patzner	RHP	R/R	R-So.	6-2	200	Urbandale, Iowa / Urbandale HS	Heartland CC
37	Brennyn Cutts	RHP	R/R	Fr.	6-2	237	Greenup, Ill. / Toledo Cumberland HS	
38	Jose Cabrera	RHP	R/R	R-So.	6-0	230	Santiago, Dominican Republic / N/A	Wabash Valley CC
39	Will Goebel	LHP	L/L	R-Fr.	6-2	177	Harrison Township, Mich. / L'Anse Creuse HS	
40	Evan Magill	RHP	R/R	Fr.	5-11	201	Highlands Ranch, Colo. / Mountain Vista HS	
42	Lane Miller	RHP	R/R	R-Sr.	6-4	211	Boonville, Ind. / Boonville HS	Indiana
43	Raine Richter	RHP	R/R	R-Sr.	6-7	213	Denton, Texas / Denton HS	Fort Scott CC
45	Matt Gauer	RHP	R/R	Fr.	6-2	172	Terre Haute, Ind. / Terre Haute North HS	
46	Cameron Holycross	RHP	R/R	R-So.	5-10	198	Lapel, Ind. / Lapel HS	

**Coaching Staff**

Head Coach: Mitch Hannahs

Associate Head Coach: Brian Smiley

Assistant Coach: Justin Hancock

Volunteer Assistant Coach: Tony Rosselli

Athletic Trainers: Jordan Devenney, Haskel Buford

**Pronunciations**

#1 Jordan Shay-fer

#2 Ho-sway Ur-dah-net-ah

#4 Joe Kee-doh

#11 Diego He-ness

#15 Seth Ger-gee

#23 Kee-gan Watson

#30 Jack Pah-ree-see

#34 Matt Jay-sick

#39 Will Go-bull

#45 Matt Grau-er (rhymes with tower)

# 2022 ROSTER

# POTY WATCH

## JORDAN SCHAFFER



Indiana State welcomed back redshirt senior shortstop Jordan Schaffer to the mix as the Terre Haute, Ind. native is back for his sixth season in the Blue & White. Schaffer was recognized on the MVC Preseason All-Conference squad and earned a nod on the Perfect Game All-MVC Preseason team after a strong 2021 campaign.

Schaffer returns as the Valley's leading hitter with a .367 batting average while sitting second overall in the conference with 79 hits. He added seven home runs, 10 doubles, and a triple and 52 runs scored while driving in 34 RBI. Schaffer ended the 2021 season on a 12-game hitting streak including the Sycamores' postseason run in the NCAA Regionals and had hits in 29 of the last 30 games to highlight his redshirt junior season.

Schaffer finished the year with 20 multi-hit games and 14 multi-run contests to pace the Sycamores in both categories. He added seven multi-RBI contests, including a trio of games with four RBI. He was 11-of-13 in stolen base attempts and added a .432 on-base percentage and a .521 slugging percentage on the year.

### THE SCHAFFER FILE

MISSOURI VALLEY'S LEADING  
HITTER WITH A

**.367**  
BATTING AVERAGE  
IN 2021

LED THE MVC  
WITH A LEAGUE-BEST

**79**  
HITS IN  
2021

ENTERS THE WEEKEND  
LEADING ISU WITH A

**27**  
ON-BASE  
STREAK

#### RACKING UP THE ACCOLADES

Indiana State had two players recognized among the various preseason teams announced in the 2022 season. Jordan Schaffer and Aaron Beck both received recognition on the 2022 Perfect Game All-Missouri Valley Conference team, while Schaffer doubled-up getting voted on the MVC Preseason Team by the league's head coaches.

#### Perfect Game

SS - Jordan Schaffer

OF - Aaron Beck

#### Missouri Valley

SS - Jordan Schaffer

#### MISSOURI VALLEY PLAYER OF THE WEEK

#### MISSOURI VALLEY PITCHER OF THE WEEK

### ROSTER BREAKDOWN

#### PITCHERS

7	Isaiah Thompson	L/L
22	Jared Spencer	L/L
26	Max Meyer	R/R
28	Cam Edmonson	R/L
29	Joey Hurth	R/R
30	Jack Parisi	R/R
31	Aaron Moss	R/R
33	Connor Fenlong	R/R
34	Matt Jachec	R/R
35	Jake Ridgway	R/R
36	Luke Patzner	R/R
37	Brennyn Cutts	R/R
38	Jose Cabrera	R/R
39	Will Goebel	L/L
40	Evan Magill	R/R
42	Lane Miller	R/R
43	Raine Richter	R/R
45	Matt Gauer	R/R
46	Cameron Holycross	R/R

#### OUTFIELDERS

7	Isaiah Thompson	L/L
10	Tyler Nelson	R/R
13	Daunte Majors	R/R
15	Seth Gergely	L/L
20	Sean Ross	R/R
21	Aaron Beck	L/R
23	Keegan Watson	R/R
27	Parker Stinson	L/L

#### INFIELDERS

1	Jordan Schaffer	R/R
2	Josue Urdaneta	S/R
4	Joe Kido	L/R
8	Randall Diaz	R/R
11	Diego Gines	R/R
16	Jackson Taylor	L/R
17	Miguel Rivera	L/L
18	Henry Brown	R/R
25	Mike Sears	R/R

#### CATCHERS

3	Luis Hernandez	R/R
5	Grant Magill	R/R
12	Trett Joles	R/R
19	Christopher McDevitt	L/R
24	Connor Hicks	L/R

#### BATTING HAND

Right	28
Left	11
Switch	1

#### THROWING HAND

Right	33
Left	7

#### CLASS

Freshmen	12
Sophomores	16
Juniors	3
Seniors	8
Graduate Students	1

#### STATE

Indiana	14
Illinois	6
Colorado	2
Ohio	2
Michigan	2
Wisconsin	1
Florida	1
California	1
Minnesota	1
Missouri	1
New York	1
Texas	1
Iowa	1

#### COUNTRY

USA	34
Puerto Rico	3
Venezuela	1
Dominican Republic	1
Canada	1



# SWINGIN'

## JOSUE URDANETA

Josue Urdaneta enters the week sitting as one of the top hitters in the NCAA this season as the redshirt sophomore sits in the middle of the Indiana State lineup through the first 13 games of the year.

The Maracaibo, Venezuela native has hit safely in all 13 games in the 2022 season and has posted a team-high eight multi-hit games on the year. Urdaneta is one of the top hitters in the NCAA with a .431 batting average, while sitting among the top hitters in the country in hits per game.

Urdaneta continues to be the spark in the Indiana State lineup that is averaging nearly eight runs per game and hitting .320 as a team.

He lined up in 52 games earning 51 starts in the 2021 season last year. He finished the year with a .270 batting average with 57 hits, while adding eight doubles, a triple, and a home run.

## THE URDANETA FILE

LEADS INDIANA STATE'S  
OFFENSE WITH A

**.418**  
BATTING AVERAGE  
IN 2022

AMONG THE NCAA LEADERS  
WITH

**1.87**  
HITS PER GAME  
IN THE 2022  
SEASON

LEADS THE SYCAMORES IN  
THE 2022 SEASON WITH

**9**

MULTI-HIT GAMES  
ON THE YEAR

### HOME RUN TRACKER

Mike Sears - Marshall (Feb. 20), Ohio State (Feb. 20)  
Jordan Schaffer - Merrimack (Feb. 25)  
Sean Ross - Merrimack (Feb. 25), at Wright State (Mar. 11)  
Miguel Rivera - Minnesota (Feb. 26)  
Parker Stinson - Minnesota (Feb. 27), SEMO (Mar. 16)  
Randall Diaz - at East Carolina (Mar. 4)  
Luis Hernandez - Maryland (Mar. 5)  
Diego Gines - SEMO (Mar. 15)  
Josue Urdaneta - SEMO (Mar. 15), SEMO (Mar. 15)

### SYCAMORES IN THE PROS - WEEKLY REPORT

### CSU RECORD WHEN...

	2022	Hannahs
Overall Record	9-6	
Current Streak	W1	
Series Record	W1	
Home	W2	
Road	L1	
Neutral	W1	
Day Game	9-6	
Night Game	0-1	
vs. Top 30 Teams	0-1	
vs. Right-Handed Starter	8-5	
vs. Left-Handed Starter	1-1	
INS Scores First	6-3	
Opponent Scores First	3-3	
Extra Innings		
Run-Rule Games	3-3	
One-Run Games	1-0	
Two-Run Games	5-2	
Leading After 7	3-3	
Trailing After 7	1-0	
Tied After 7	7-2	
INS Out-Hits Opponent	1-4	
Opponent Out-Hits INS	1-0	
Two Teams Match on Hits		

### RECORD BREAKDOWN

	2022	Streak	Under Hannahs
Overall	9-6	W2	
Home	2-0	W2	
Road	1-3	L1	
Neutral	6-3	W1	
Extra Innings			
MVC			
MVC Home			
MVC Road			

### HOW INS FARES AGAINST

OPPONENT	...the BIG 12 RECORD	LAST MET (RESULT)
Baylor		
Kansas	3-2	Mar. 8, 2020 (W, 8-2)
Kansas State	0-1	Mar. 12, 1983 (L, 8-7)
Oklahoma	1-4	Feb. 25, 2006 (L, 6-3)
Oklahoma State	1-6	March 6, 2016 (W, 2-0)
Texas	0-3	May 27, 1995 (L, 3-2)
TCU		
Texas Tech		
West Virginia		
<b>TOTAL</b>	<b>5-16</b>	

### SERIES BUSINESS

Series Record	Indiana State leads 3-2
at Indiana State	First Meeting
at Kansas	Indiana State leads 2-1
Biggest ISU Win	Six runs (Twice)
Biggest Kansas Win	Mar. 6, 2020 (L, 6-1)
Most ISU Runs	Mar. 7, 2020 (W, 9-3)
Most Kansas Runs	6 runs (Twice)
Most Combined Runs	Mar. 7, 2020 (W, 9-3)
Fewest ISU Runs	Mar. 6, 2020 (L, 6-1)
Fewest Kansas Runs	Mar. 15, 2012 (W, 2-1)
Fewest Combined Runs	Mar. 15, 2012 (W, 2-1)
Current Streak	Indiana State won two

TEAM NOTES

**SEMO Recap**  
Indiana State snapped back from a 1-2 weekend at Wright State this past weekend as the Sycamores opened the home portion of the 2022 schedule on Tuesday and Wednesday against Southeast Missouri State. Indiana State snapped SEMO's 11-game winning streak with a pair of wins at Bob Warn Field as the Sycamores improved to 9-6 overall following the two-game sweep of the Redhawks.

Diego Gines and Josue Urdaneta both homered in support of strong pitching performances by Jake Ridgway and Luke Patzner as Indiana State topped Southeast Missouri State in the Sycamores 2022 home opener on Tuesday afternoon, 10-1. Gines connected on his first grand slam of the season to stake ISU to the early 5-0 lead, while Urdaneta added a pair of two-run home runs late in the contest to highlight the Sycamores' offense in the game.

Jake Ridgway (1-0) went five one-hit innings in his third start of the season to shut down the high-powered SEMO offense, while Luke Patzner struck out seven Redhawks over the final four innings to pick up his first save of the year. Ridgway carried a perfect game into the fifth-inning while posting a season-high seven strikeouts.

Wednesday's final game of the two-game series featured an Urdaneta walk-off single as the redshirt sophomore saved his lone hit of the day for when it mattered. Indiana State took advantage of a pair of SEMO errors in the bottom of the ninth to put runners on the corners in the 4-4 ballgame. Jackson Taylor drew a pinch-hit walk to load the bases, before Urdaneta drilled a 2-1 pitch down the right field line scoring Daunte Majors and setting off an Indiana State celebration near second base following the 5-4 win.

Joey Hurt (2-1) picked up his second win of the season going 2.1 innings in relief. The sophomore retired all seven batters he faced while striking out three in the win. Jose Cabrera worked the first 3.2 innings in his first start on the mound, while Brennn Cutts added five strikeouts in the relief effort.

**Scouting Kansas**  
Kansas enters the weekend series with a 7-8 overall record as the Jayhawks continue nonconference play prior to next weekend's start in Big 12 play. The Jayhawks have been a road warrior with 14 games over their first 15 coming on the road, while losing in their lone home contest against Missouri State on March 2.

Kansas opened the year taking two of three from Illinois, but fell twice the following weekend against New Orleans. After falling in a midweek to Missouri State, the Jayhawks dropped contests against Michigan State and Minnesota at the Cambria College Classic, before taking the finale against Illinois. The Jayhawks righted the ship with a pair of midweek wins over Charleston Southern and added a win over Michigan State to their name. KU fell in their most recent midweek contest in a rematch at Missouri State, 16-1.

The Jayhawks were picked ninth overall in the Big 12 preseason poll as voted on by the conference's head coaches. Kansas received 10 votes overall back on the poll in late January. Highlighting the Jayhawks' returning roster includes preseason All-American right-handed pitcher Jonah Ulane, while senior catcher Nolan Metcalf recently was named to the Buster Posey National Collegiate Catcher of the Year Watch List.

Sophomore infielder Maui Ahuna has been the team's hitting leader in the 2022 season as the Hilo, Hawaii native leads the Jayhawks' roster with a .483 batting average with 28 hits, including six doubles, three triples, and three home runs. Casey Burnham has also been among the team's hitting leaders with a .350 batting average, while Tavian Josenberger is also among the team's hitting leaders with 11 RBI on the year.

Among the weekend's projected starters on the Jayhawks lineup includes right-handers Cole Larsen and Ryan Vanderhei. Vanderhei (3-1) has been the team's primary ace on the mound with a 4.03 ERA with a 26:11 strikeout-to-walk ratio. Larsen has also added four starts on the year with a 5.48 ERA over a team-high 23.0 innings' pitched. Sam Brady has also seen multiple starts on the season over 11.2 innings.

**Kansas Top Player**  
Kansas' relief ace Jonah Ulane has been one of the best in the nation at ending a game as the redshirt senior was named a preseason Second Team All-American by the NCBWA. He posted 11 saves last season with a 1.44 ERA over 22 appearances in 2021. This season, he's been nearly perfect over four outings with a 0.00 ERA and three saves over four

appearances. If the game gets close, expect Kansas to turn to their right-hander late in the contest.

**Opponent History**  
Indiana State is 3-2 all-time against Kansas dating back to their first contest in the 1983 season. The Sycamores fell in the inaugural contest back on March 11, 1983, as ISU dropped the 6-2 decision in a weekend tournament at Oral Roberts. It took nearly three decades before the teams took the field again on March 15, 2012 with ISU topping the Jayhawks, 2-1, at the Irish Classic in San Antonio, Texas. The teams last took the field against each other in 2022 prior to the COVID-shutdown with the Sycamores topping the Jayhawks in two of the three games held in Lawrence over March 6-8.

**Leading the Valley**  
Indiana State's offense continues to fire on all cylinders through the first 13 games of the season as the Sycamores entered the week as the Missouri Valley Conference's top offense in regards to batting average. ISU (.321) is only MVC team hitting at an above .300 clip on the year, while Indiana State's 178 hits put them on top of the conference leaderboard ahead of Southern Illinois (175). The Sycamores are 15th overall in the NCAA rankings in batting average on the year, while leading the MVC in on-base percentage (.411). The Sycamores have posted double-digit hits in 10 of their last 11 games, including a season-best 22 hits on February 26 against Minnesota. The Sycamores also have two games with at least nine hits, while posting an extra-base hit in all 15 contests on the year.

**Dodging Baseballs**  
The Sycamores have been one of the worst teams in the NCAA to dodge a baseball in the 2022 season, but it has worked out to Indiana State's credit this year in providing 30 extra runners to the base paths. The Sycamores rank 20th in the NCAA in hit-by-pitches, while Jordan Schaffer (11) entered the weekend sitting tied for first nationally in the category. The Sycamores have had multiple batters get hit by a pitch in 10 of the 15 games on the season, including a season-best five on February 25 against Merrimack. Schaffer was plunked a career-high three times against Ohio State on February 19, to tie for the Indiana State single-game record. Five additional players have also been hit by multiple pitches with Mike Sears (3), Josue Urdaneta (2), Randall Diaz (2), Parker Stinson (2), and Sean Ross (2) also hit by multiple pitches this season.

**We Don't Give Up Free Bases**  
The Indiana State pitching staff has been one of the nation's best at not hurting themselves this year entering the weekend leading the Missouri Valley in both strikeout-to-walk ratio (2.67) and second in walks allowed per nine innings (3.49) through the first 15 games of the season. Right-hander Matt Jachec is individually ranked in both categories to pace the Sycamores on the season after surrendering his first walk of 2022 in the fourth inning against ECU. He currently leads the Sycamores in both categories with a 9.50 K:BB ratio (36th in NCAA) and a 0.69 walks allowed per nine innings (17th in NCAA) stretch. Overall, the Sycamores pitching staff has allowed three or fewer walks in nine different games, while posting double-digit strikeouts on five separate occasions.

**Can't Be Caught**  
Indiana State's stolen base game saw its perfect stretch come to an end this past weekend against Wright State, but Josue Urdaneta put the Sycamores back on track with his third steal of the season in the first game against SEMO. The Sycamores remain one of the more elusive teams on the base paths in the Missouri Valley this season. ISU is 11-for-12 in stolen base attempts on the season paced by Tyler Nelson and Urdaneta's combined 6-for-6 efforts on the year. Jordan Schaffer also boasts multiple steals on the season, while Diego Gines, Sean Ross, and Jackson Taylor also have thefts to their name. Overall, the Sycamores boast the fifth-most steals in the Missouri Valley on the season.

**Double-Digit Hitting Streak**  
Fifteen games into the season and Josue Urdaneta has showed few signs of slowing down as the redshirt sophomore switch-hitter continues to sit among the Missouri Valley's leading hitters in the 2022 season. Urdaneta (.418) and teammate Sean Ross (.417) are two of the five MVC hitters connecting at an above .400 clip on the year. The Maracaibo, Venezuela native is tied for second in the Missouri Valley Conference with 28 hits coming into the weekend, while his .473 on-base percentage puts him firmly in the MVC top-10 on the year. Urdaneta homered twice against SEMO to keep his streak alive on Tuesday, while his walk-off RBI single in the Wednesday finale moved his season-best streak to 15

SEASON & CAREER TOTALS

2022 SEASON MULTI-HIT GAMES					
Player	2	3	4	5+	Total
Urdaneta, Josue	5	4	-	-	9
Ross, Sean	4	1	1	-	6
Schaffer, Jordan	2	2	1	-	5
Diaz, Randall	5	-	-	-	5
Nelson, Tyler	4	-	-	-	4
Stinson, Parker	3	-	-	-	3
Thompson, Isaiah	3	-	-	-	3
Gines, Diego	1	-	2	-	3
Magill, Grant	1	2	-	-	3
Hernandez, Luis	2	-	-	-	2
Beck, Aaron	1	-	-	-	1
Gergely, Seth	1	-	-	-	1
Kido, Joe	1	-	-	-	1

CAREER MULTI-HIT GAMES					
Player	2	3	4	5+	Total
Schaffer, Jordan	13	13	3	1	30
Urdaneta, Josue	14	7	-	1	23
Ross, Sean	15	3	1	-	19
Beck, Aaron	8	4	1	-	13
Magill, Grant	8	4	-	-	12
Gines, Diego	8	1	2	-	11
Rivera, Miguel	9	1	-	-	10
Gergely, Seth	6	1	-	-	7
Nelson, Tyler	5	-	-	-	5
Diaz, Randall	5	-	-	-	5
Sears, Mike	1	2	-	-	3
Stinson, Parker	3	-	-	-	3
Thompson, Isaiah	3	-	-	-	3
Hernandez, Luis	2	-	-	-	2
Kido, Joe	1	-	-	-	1

2022 SEASON MULTI-RBI GAMES					
Player	2	3	4	5+	Total
Ross, Sean	1	3	-	-	4
Diaz, Randall	3	1	-	-	4
Stinson, Parker	2	-	1	-	3
Thompson, Isaiah	2	-	-	-	2
Nelson, Tyler	2	-	-	-	2
Sears, Mike	2	-	-	-	2
Hernandez, Luis	1	1	-	-	2
Gines, Diego	1	-	-	1	2
Urdaneta, Josue	1	-	1	-	2
Beck, Aaron	1	-	-	-	1
Rivera, Miguel	-	1	-	-	1
Magill, Grant	1	-	-	-	1

CAREER MULTI-RBI GAMES					
Player	2	3	4	5+	Total
Rivera, Miguel	7	2	1	2	12
Schaffer, Jordan	6	1	3	-	10
Beck, Aaron	7	2	-	-	9
Ross, Sean	6	3	-	-	9
Gines, Diego	5	2	-	1	8
Sears, Mike	6	-	-	-	6
Magill, Grant	5	-	1	-	6
Diaz, Randall	4	1	-	-	5
Urdaneta, Josue	3	-	1	-	4
Gergely, Seth	2	1	-	-	3
Stinson, Parker	2	-	1	-	3
Hernandez, Luis	1	1	-	-	2
Nelson, Tyler	2	-	-	-	2
Thompson, Isaiah	2	-	-	-	2

CURRENT STREAKS

HITTING STREAKS			
Player	SEASON	CURRENT	CAREER
Schaffer, Jordan	7	2	19
Urdaneta, Josue	15	15	15
Gergely, Seth	1	1	14
Gines, Diego	7	2	11
Beck, Aaron	2	-	10
Magill, Grant	6	1	8
Ross, Sean	8	8	8
Diaz, Randall	6	6	6
Stinson, Parker	5	2	5
Rivera, Miguel	4	4	4
Sears, Mike	4	4	4
Gergely, Seth	4	4	4
Hernandez, Luis	4	-	4
Thompson, Isaiah	3	-	3
Nelson, Tyler	2	2	2
Taylor, Jackson	2	2	2

REACHED BASE STREAKS			
Player	SEASON	CURRENT	CAREER
Schaffer, Jordan	15	27	27
Gergely, Seth	6	6	18
Rivera, Miguel	6	18	18
Gines, Diego	12	2	16
Urdaneta, Josue	15	15	15
Magill, Grant	6	1	11
Beck, Aaron	2	-	10
Ross, Sean	8	8	9
Sears, Mike	4	4	8
Diaz, Randall	6	6	6
Stinson, Parker	5	4	5
Hernandez, Luis	5	-	5
Nelson, Tyler	4	4	4
Kido, Joe	3	3	3
Thompson, Isaiah	3	-	3
Watson, Keegan	-	-	1

CURRENT INS STREAKS	
All Games .....	W2
Games at Bob Warn Field at Sycamore Ballpark .....	W2
Road Games .....	L1
Neutral Games .....	W1
vs. Conference (Home) .....	L3
vs. Conference (Away).....	W1
vs. Non-Conference (Home) .....	W4
vs. Non-Conference (Away).....	L1
vs. Non-Conference (Neutral).....	W1

TEAM NOTES

consecutive games. Urdaneta has been more active on the base paths with five runs over his last four games, while adding eight RBI. He leads the team with nine multi-hit games in the 2022 season.

**On-Base Streak Hits 27**  
Indiana State's Jordan Schaffer has put together one of the longest on-base streaks in his collegiate career as the redshirt senior saw his streak reach 27 games through the midweek series against SEMO. Schaffer hit safely in his first seven games in the 2022 season to set a new personal-best with hits in 19 consecutive games, before seeing the hitting streak come to an end on at the LeClair Classic against East Carolina. However, a walk drawn in the seventh inning against the Pirates extended his on-base stretch and he's been on base in the seven games since to keep the streak alive. Schaffer continued his on-base streak this past week against SEMO as the redshirt senior shortstop reached base four times in the Tuesday opener and added a hit-by-pitch and a single in Wednesday's win. Schaffer has hit safely in 42 of his last 45 games and enters the weekend sitting third on the Sycamores with a .355 batting average at the top of the Sycamore lineup.

**Ross Powering Up**  
Indiana State has found its power bat in the middle of the lineup as Sean Ross has started to heat up. The redshirt senior from San Diego, Calif. paces the Sycamores with a team-high eight extra-base hits, including leading the team in both doubles (5) and home runs (2). Ross enters the weekend on an eight-game hitting streak and is currently top-five in the Missouri Valley with a .417 batting average on the year. Ross has hit safely in 11 of the 13 games he's played on the season, including a four-hit contest with a triple back on February 26 against Minnesota. He has doubled in five of the last seven games and posted back-to-back multi-hit contests in three of his last four contests. Ross also boasts four games with multiple RBI and leads the Sycamores with 16 runs batted in on the year.

**Hitting the Triple**  
The Sycamores are looking to add to their triple totals heading into the weekend as Indiana State picked up their third triple of the 2022 season this past weekend against Wright State. Josue Urdaneta joined Sean Ross and Luis Hernandez with three-baggers on the season with his triple in Friday's win over the Raiders. Overall, the Sycamores are tied for third in the Missouri Valley with three triples on the season trailing just Valparaiso (6) and Missouri State (5) on the year.

**Leaving the Park as a Group**  
The Sycamores power numbers have been small in the 2022 season as Indiana State enters the weekend with 13 home runs through their first 15 games. However, every player in the Sycamore lineup possesses the ability to drive the ball out of the park with nine different players leaving the yard in the 2022 season. Josue Urdaneta (2), Sean Ross (2), Parker Stinson (2), and Mike Sears (2) have multiple home runs, while Luis Hernandez, Jordan Schaffer, Randall Diaz, Diego Gines and Miguel Rivera also driving the ball over the wall in 2022. Diego Gines added Indiana State's first grand slam of the 2022 season in SEMO's opener against the Redhawks. The Sycamores have connected on five home runs over the last three games and added a seven-game stretch with at least

one home run from February 20 - March 5.

**Doubling It Up**  
The balanced offensive approach has continued when it comes to doubles in the 2022 season with 12 different players recording at least one two-bagger. Additionally, seven players have multiple doubles through the first 15 games paced by Sean Ross' five on the season. Diego Gines is one back from the team lead, while Jordan Schaffer and Randall Diaz added three doubles on the year. Parker Stinson (2), Tyler Nelson (2), and Aaron Beck (2) have also posted multiple doubles on the season. The Sycamores have doubled in 13 of the 15 games in the 2022 season to sit middle of the pack in the MVC with 26 two-baggers on the year.

**Jachec Leading the Way**  
Indiana State's rotation has found another ace as redshirt sophomore Matt Jachec currently sits among the Missouri Valley leaders through his first four starts of the 2022 season. The Hampshire, Ill. native is currently in the top-10 in multiple individual categories on the season including innings pitched (26.0), ERA (2.77), opponent batting average (.248), strikeouts looking (6), wins (3), and walks allowed (2). He went the first 16.2 innings before surrendering his first walk in the 2022 season, while going at least five innings in each of his four starts. Jachec has picked up wins over BYU, Minnesota, and Wright State on the year, while taking his lone loss against East Carolina.

**The Strikeout King**  
Graduate transfer Jack Parisi possesses one of the most dangerous arsenals in the NCAA this season as he enters the weekend the active career NCAA Division I strikeout leader by 21 over Georgetown's Nolan McCarthy. Parisi has posted 298 career strikeouts, including 29 with the Sycamores over his four starts in the 2022 season. The Fort Wayne, Ind. native posted a season-best 13 whiffs against Merrimack on February 25, while 22 of his 29 strikeouts on the year have been in the swing-and-miss category. His 29 strikeouts leads the Sycamores pitching staff on the season and puts him second overall in the MVC trailing just Valparaiso's Colin Fields (33) through his first four starts.

**Saving the Game**  
Redshirt junior Connor Fenlong remains one of the top relievers in the Missouri Valley this season as the Gouverneur, N.Y. native has made seven appearances, while posting three saves on the year. Named one of the top D1Baseball MLB Draft Prospects in the 2022 season, Fenlong has posted three saves on the year over his 10.2 innings and will be expected to lead the bullpen this weekend against the Jayhawks.

**Bullpen Ace**  
Joey Hurth has seen an increased use out of the bullpen over the last two weekends as the sophomore right-hander has been on the mound in three of the last five games. Hurth has been strong allowing just two runs (one earned) while allowing three hits over the last 5.0 innings, while posting seven strikeouts. The Hopkins, Minn. native has posted multiple strikeouts in six of his seven games, including a season-high five against Minnesota back on February 27. He is currently tied with Jachec for second on the team with 19 strikeouts, while allowing opponents to hit just .188 from the plate.

SYCAMORES IN THE POLLS						
Week	D1Baseball	Baseball America	CB Newspaper	USA Today	NCBWA	Perfect Game
Preseason	--	--	RV	--	RV	--
February 21	--	--	--	--	--	--
February 28	--	--	--	--	RV	--
March 7	--	--	--	--	--	--
March 14	--	--	--	--	--	--
March 21						
March 28						
April 4						
April 11						
April 18						
April 25						
May 2						
May 9						
May 16						
May 23						
May 30						
June 6						



## 2022 MISSOURI VALLEY STANDINGS

Team	MVC	PCT	Overall	PCT	Streak
Southern Illinois	0-0	.000	13-4	.765	L1
<b>Indiana State</b>	<b>0-0</b>	<b>.000</b>	<b>9-6</b>	<b>.600</b>	<b>W2</b>
DBU	0-0	.000	9-7	.562	L1
Missouri State	0-0	.000	8-7	.533	W3
Illinois State	0-0	.000	6-6	.500	L2
Valparaiso	0-0	.000	5-7	.417	L4
Evansville	0-0	.000	7-10	.412	W4
Bradley	0-0	.000	4-9	.308	L2

## BY THE NUMBERS

## INDIANA STATE NCAA RANKINGS

	NCAA	MVC	Value
Base on Balls (293 ranked)	195	5	57
Batting Average (293 ranked)	15	1	0.321
Double Plays (292 ranked)	199	8	7
Double Plays Per Game (293 ranked)	215	8	0.47
Doubles (292 ranked)	151	5	26
Doubles Per Game (293 ranked)	149	5	1.73
Earned Run Average (293 ranked)	145	5	5.19
Fielding Percentage (293 ranked)	76	4	0.974
Hit Batters (293 ranked)	228	6	13
Hit by Pitch (293 ranked)	20	1	30
Hits (293 ranked)	28	1	178
Hits Allowed Per Nine Innings (293 ranked)	169	4	9.71
Home Runs (292 ranked)	115	5	13
Home Runs Per Game (293 ranked)	123	6	0.87
On Base Percentage (293 ranked)	39	1	0.411
Runs (293 ranked)	71	3	117
Sacrifice Bunts (255 ranked)	117	2	5
Sacrifice Flies (277 ranked)	216	7	3
Scoring (293 ranked)	55	3	7.8
Shutouts (58 ranked)			
Slugging Percentage (293 ranked)	84	4	0.449
Stolen Bases (289 ranked)	208	5	11
Stolen Bases Per Game (292 ranked)	205	5	0.73
Strikeout-to-Walk Ratio (293 ranked)	58	1	2.67
Strikeouts Per Nine Innings (293 ranked)	118	3	9.3
Triple Plays (1 ranked)			
Triples (239 ranked)	123	3	3
Triples Per Game (278 ranked)	141	3	0.2
WHIP (293 ranked)	125	4	1.47
Walks Allowed Per Nine Innings (293 ranked)	53	2	3.49

## TEAM NOTES

## Double-Digit Scoring Streak - 44 Runs (2001)

Indiana State's offense combined to score 44 runs over the second weekend in Florida as the Sycamores scored double-digits in their game against Merrimack and a pair of wins against Minnesota. The three consecutive games scoring double-digits marked the first time ISU scored 10 or more runs in three consecutive games since the 2019 Missouri Valley Tournament when ISU topped Illinois State (10-6), Dallas Baptist (10-6), and DBU again (16-3) on their way to the conference title. The last time Indiana State scored double-digits in four consecutive games came back in the 2009 season from April 24-29 when ISU took on Oakland City (twice), Southern Indiana, and Illinois.

## First Times in the Indiana State Uniform

Multiple Indiana State baseball players made their Sycamore debuts over the first weekend of the season as Randall Diaz, Luis Hernandez, Isaiah Thompson, Matt Gauer, Luke Patzner, Jack Parisi, Jared Spencer, Brenlyn Cutts, and Will Goebel all saw action the field. The Sycamores list 15 newcomers on the 2022 roster and expect to see more making their way onto the field in the coming weeks as the season progresses.

## Sycamores Receiving Votes

Based off back-to-back NCAA Tournament trips, Indiana State was among the teams receiving votes in Collegiate Baseball's preseason poll presented by Big League Chew. Indiana State was one of two Missouri Valley teams to be among the list with Dallas Baptist coming in the No. 32 position in the 50-team poll.

## Starting the Season on the Road

Indiana State is back on the road to start the 2022 season as the Sycamores will play their first 13 contests away from Bob Warn Field prior to making their home debut on March 15 against Southeast Missouri State. Overall, 26 of the Sycamores' 49 games this season are scheduled to be on the road and Indiana State will be logging plenty of bus hours throughout the year.

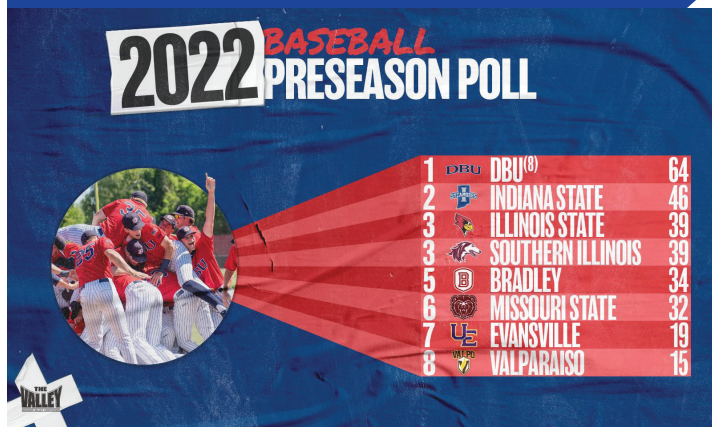
## Trip Logs (Miles/Bus Hours)

Terre Haute to Port Charlotte, Fla. (1,045/16)  
 Terre Haute to Greenville, N.C. and back (1,586/25)  
 Terre Haute to Dayton, Ohio and back (406/6.5)  
 Terre Haute to Bloomington and back (144/3)  
 Terre Haute to West Lafayette and back (190/3.5)  
 Terre Haute to Valparaiso and back (326/6)  
 Terre Haute to Champaign, Ill. and back (180/3)  
 Terre Haute to Peoria, Ill. and back (400/7)  
 Terre Haute to Nashville, Tenn. and back (580/9.5)  
 Terre Haute to Carbondale, Ill. and back (380/6)  
 Terre Haute to Springfield, Mo. and back (775 (11.5)

## Missouri Valley Preseason Poll

Indiana State was picked to finish second in the Missouri Valley Conference preseason baseball poll as announced by the conference office. The Sycamores received 46 points to finishing ahead of Illinois State (39), Southern Illinois (39), Bradley (34), Missouri State (32), Evansville (19), and Valparaiso (15). Dallas Baptist (64, eight first-place) was named the preseason favorite by the league's head coaches.

## 2022 MISSOURI VALLEY BASEBALL PRESEASON POLL



## 2022 MISSOURI VALLEY BASEBALL ALL-CONFERENCE





# MITCH HANNAHS

HEAD COACH // NINTH SEASON AT INS // INDIANA STATE, 1989

Head coach Mitch Hannahs enters his ninth season at the helm of the Indiana State baseball program after returning to his alma mater in 2013. Hannahs, who is one of the most decorated student-athletes in program history, entered the Indiana State Hall of Fame in 2010. Overall, Hannahs has been a part of seven of the program's 11 trips to the NCAA Postseason Tournament as a player or coach.

Since taking over the program in 2013, Hannahs has led the Sycamores to 240 wins, a trio of NCAA Tournament appearances including a regional final in 2019 and six top-3 finishes in the Missouri Valley Conference. He sits second all-time in career wins behind legendary head coach and ISU Hall of Famer Bob Warn who guided the program to 1,070 wins from 1976-2006.

The Sycamores earned back-to-back trips to the NCAA Tournament after picking up an at-large bid in 2021. Hannahs led the squad to a 31-21 record, including 21 wins away from home. ISU traveled to Nashville as the No. 3 seed at the Vanderbilt Regional, picking up a victory against Presbyterian in an elimination contest. Jeremy Guerrero was named Pitcher of the Year – the first time a Sycamore has earned the award in program history – while Aaron Beck earned Newcomer of the Year accolades marking consecutive years that an Indiana State student-athlete has earned the honor. Guerrero finished the season 10-1 with a 2.08 ERA while earning five All-American honors. Hannahs also saw longtime catcher Max Wright sign a free agent deal with the San Francisco Giants following the postseason run.

2019 served as a milestone year for Hannahs and the Sycamores. ISU picked up its 10th NCAA Tournament appearance after securing the No. 2 seed at the Nashville Regional following Missouri Valley Conference Tournament Championship – the first in over 20 years for the program. After knocking off both McNeese and Ohio State, the Sycamores advanced to the regional final against No. 1 ranked Vanderbilt, falling to the eventual National Champion Commodores. Third baseman Jake Means was named the MVC Defensive Player of the Year while starting pitcher Collin Liberatore earned Newcomer of the Year honors from The Valley. Five Sycamores were tabbed MVC Scholar-Athletes while catcher Max Wright picked up CoSIDA Academic All-America accolades. Clay Dungan, Triston Polley and Jake Means were each selected in the MLB Draft.

Indiana State entered the national ranking in three different polls in 2019, coming in at No. 23 in both D1Baseball.com and Perfect Game while sitting at No. 25 in the Baseball America poll. The last time the Sycamores were nationally ranked was at the conclusion of the 1989 season when ranked 22nd by Collegiate Baseball.

He led the Sycamores to a 31-24 overall record during the 2018 campaign and an 11-10 clip in Valley play. Hannahs eclipsed the 100-career win mark at Indiana State and moved into second all-time in program history in career wins behind long time skipper Bob Warn.

Hannahs saw four players drafted in the 2017 season after the Sycamores finished the year 29-26 and 12-9 in The Valley. Four Sycamores earned MVC Postseason honors, including Tony Rosselli who was tabbed First Team All-MVC. Austin Conway, Dane Giesler and Will Kincanon earned second team honors.

Year three in Terre Haute was a standout season for the Sycamores under Hannahs. He led the squad to a 35-21 record and a 13-8 finish in the MVC and the semifinals of the Missouri Valley Conference Tournament. The 2016 season was full of memorable moments including weekend sweeps at Campbell, Butler as well as an impressive sweep at home against nationally ranked Missouri State.

The 2015 Sycamores finished 28-26 overall and 8-13 in the Valley. Key wins during the 2015 campaign include defeating NCAA runner-up and defending champion Vanderbilt, 8-1 in Port Charlotte, Fla. Indiana State swept in-state rival Indiana, taking two games from the Hoosiers.

In his first season at the helm, Hannahs led the Sycamores to a 35-18 overall record and 14-7 in the Missouri Valley while earning an at-large bid into the NCAA tournament. The Sycamores were placed in the Bloomington Regional, falling to Stanford and Youngstown State. Infielder Tyler Wampler, pitcher Ryan Keaffaber earned MVC postseason honors.

Hannahs is four-year letterwinner from 1986-89. He finished his career on the diamond with a .376 batting average, 274 hits, 34 doubles, 23 triples, 11 home runs, 220 runs scored, 138 runs batted in and 77 stolen bases. An American Baseball Coaches Association (ABCA) and Baseball America All-American in 1989, Hannahs led the team with a .428 batting average, 101 hits and 76 runs scored in his senior season while the Sycamores claimed the Missouri Valley Conference Tournament championship.

With Hannahs on the diamond from 1986-89, Indiana State posted 172 victories and made trips to the NCAA Tournament in 1986, 1987 and 1989, including the 1986 College World Series team – the lone trip to the CWS in program history.

Following his collegiate career, Hannahs was selected by the Milwaukee Brewers in the 16th round of the 1989 Major League Baseball Draft. He went on to play three seasons in the minor leagues from 1989 to 1991 where he compiled a .306 batting average with 132 hits in 127 career games played.

He returned to Terre Haute in 1995 to serve as an assistant coach for Bob Warn. He worked as the hitting and infield coach from 1995 to 1999 and was the Sycamores' coach for pitchers and catchers from 1999 to 2001. He oversaw the development of several potential major league pitchers including Mitch Stetter, Joe Thatcher, Matt Zaleski, Alex Graman, and Aric LeClaire. Under Hannahs, the Sycamores saw the revitalizing of a pitching staff that ranked eighth in team earned run average in the Missouri Valley Conference, improving to third in the MVC.

Hannahs went on to become the head coach at Lincoln Trail College in Robinson, Illinois, for nine seasons where he led the Statesmen to Region 24 titles in 2005 and 2007, and the Great Rivers Athletic Conference championship in 2006 and 2007.

Hannahs was also inducted into the Ohio Valley Athletic Conference Hall of Fame in recognition of his accomplishments at Skyvue High School (Graysville, Ohio) where he played basketball and baseball.

Hannahs graduated from Indiana State in 1989 with a bachelor's degree in business and marketing. Hannahs and his wife, Amy, have three children: Derek, Kylee and Kaleb.

## HEAD COACHING STOPS

Year	School	Position	Seasons
2002-10	Lincoln Trail	Head Coach	Nine seasons
2014-pres	Indiana State	Head Coach	Ninth Season

## COACHING CAREER

Year	School	Position
1995-99	Indiana State	Assistant Coach
2001	Indiana State	Assistant Coach
2002-10	Lincoln Trail College	Head Coach
2014-pres.	Indiana State	Head Coach

## COACH HANNAHS BY RECORD

Overall record	357-262
Record at INS	249-166
MVC Record (Regular Season)	85-65
MVC Record (Tournament)	14-13
Home	
Road	
Neutral	

## COACH HANNAH'S MILESTONES

### AT INS

1	vs. Connecticut, 3-0, Feb. 15, 2014
25	at Canisius, 8-4, Apr. 20, 2014
50	vs. Indiana, 6-2, Apr. 14, 2015
100	at Austin Peay, 12-9, Feb. 19, 2017
200	vs. McNeese, 6-5, May 31, 2019
250	

### MVC WINS

1	at Evansville, 4-1, Mar. 22, 2014
25	vs. Illinois State, 6-5, Apr. 16, 2016
50	vs. Illinois State, 5-2, Apr. 13, 2018
75	at Valparaiso, 5-0, Apr. 16, 2021
100	

## INDIANA STATE BASEBALL PITCHING STAFF NOTES

7

**ISAIAH THOMPSON****LHP \* 6-0 \* Fr.**

- All-Conference and All-Region selection at Sacred Heart Griffin
- Made a State Championship appearance
- Also competed in both football and basketball
- Two-time All-State selection and Area Player of the Year on the football team

37

**BRENNYNN CUTTS****RHP \* 6-2 \* Fr.**

- Member of the 2021 Regional Championship squad
- Three-time All-Conference selection at Toledo Cumberland HS
- Received the Pitching Award in three seasons and the hitting award in his sophomore and senior years
- Also competed in Basketball at Toledo Cumberland

22

**JARED SPENCER****LHP \* 6-3 \* Fr.**


- All-League selection
- Also competed in Football at Centerville High School
- All-State selection and Detroit Press All-State Captain
- Academic All-Conference in both baseball and football

38

**JOSE CABRERA****RHP \* 6-0 \* R-So.**

- NJCAA All-Team Honorable Mention at Wabash Valley College
- Santiago, Dominican Republic native

26

**MAX MEYER****RHP \* 6-0 \* So.**

- Did not make an appearance in 2021
- Lettered in baseball at Floyd Central High School.

39

**WILL GOEBEL****LHP \* 6-2 \* R-Fr.**

- Lettered in baseball at L'Anse Creuse High School

28

**CAM EDMONSON****LHP \* 5-9 \* R-So.**

- Made 10 relief appearances in the 2021 season
- Posted a 6.19 ERA over 16.0 innings pitched
- Posted a 14-4 strikeout-to-walk ratio
- Opponents hit just .246 against Edmonson in 2021
- Four-year letterwinner at Rochester High School in Illinois

40

**EVAN MAGILL****RHP \* 5-11 \* Fr.**

- Member of the 2018 and 2021 Mountain Vista State Championship teams
- Two-Time Second Team All-State selection
- First Team All-Continental League selection
- Three-Time Honor Roll recipient and First Team All-State Academic selection

29

**JOEY HURTH****RHP \* 6-3 \* So.**

- Made seven relief appearances in the 2021 season
- Posted a 4.38 ERA over 12.1 innings
- Posted a 10-5 strikeout-to-walk ratio
- Lettered in baseball at Hopkins High School

42

**LANE MILLER****RHP \* 6-4 \* R-Sr.**


- Made two relief appearances in the 2021 season
- Finished the year with a 13.50 ERA in 2.0 innings pitched
- Posted three strikeouts
- Transferred from Indiana

30

**JACK PARISI****RHP \* 6-0 \* Gr.**

- 2021 ABCA/Rawlings Regional Team
- 2021 D3 All-Regional Team
- Three-Time SLIAC First Team All-Conference selection
- Transfer from Spalding
- Four-time Dean's List selection at Homestead High School

43

**RAINE RICHTER****RHP \* 6-7 \* R-Sr.**

- Did not make an appearance in the 2021 season
- Transferred from Fort Scott Community College

31

**AARON MOSS****RHP \* 5-10 \* Fr.**

- Member of the two-time District Champions with Lindbergh
- Two-Time Preseason All-American
- Also lined up on the Lindbergh basketball team and was team captain in his freshman and sophomore years
- Three-Time Renaissance Award 4.0+ GPA and President Scholar Recipient

44

**LUKE PATZNER****RHP \* 6-2 \* R-So.**

- Spent three years at Heartland Community College
- Member of the 2018 State Championship team at Urbandale
- Third Team All-State and Second Team All-District selection
- Also competed on the Urbandale football and basketball teams

33

**CONNOR FENLONG****RHP \* 6-4 \* R-Jr.**

- 2021 Missouri Valley Conference First Team All-Conference
- Made 20 appearances on the mound in the 2021 season
- Posted a 3.06 ERA over 35.1 innings
- Went 4-3 on the mound with a team-high six saves
- Transferred from Wabash Valley CC

45

**MATT GAUER****RHP \* 6-2 \* Fr.**

- Member of the 2021 Terre Haute North sectional champions
- Also lined up on the football and basketball teams
- Was a Preseason All-State and All-Conference selection in both football and basketball

34

**MATT JACHEC****RHP \* 6-0 \* R-So.**

- Made six relief appearances on the mound in the 2021 season
- Posted a 4.58 ERA over 17.2 innings pitched
- Was 1-0 overall on the year on the mound
- Spent 2020 in the bullpen
- Played four seasons at Hampshire High School in Illinois

46

**CAMERON HOLYCROSS****RHP \* 5-10 \* R-So.**

- Did not make an appearance in 2021
- Made one appearance in 2020
- Redshirted in 2019
- Three-year letter winner at Lapel High School

35

**JAKE RIDGWAY****RHP \* 6-2 \* R-Sr.**

- Made nine relief appearances in the 2021 season
- Posted a 7.15 ERA over 11.1 innings pitched
- Posted a 13-5 strikeout-to-walk ratio
- Four-year reliever for the Sycamores since 2018
- Entered season with 50 career appearances



POTENTIAL STARTERS

RHP 34 Matt Jachec - Redshirt Sophomore

2022 Stats: G-GS: 4-4 W-L: 3-1 ERA: 2.77 IP: 26.0 BB: 2 K: 19

Last Start: March 11 at Wright State - W, 6-2

Stats: W, 7.0 IP, six hits, two runs, two strikeouts

Notes: Matt Jachec has been lights-out over his first four starts of the 2022 season as the redshirt sophomore has gone at least six innings in all four games. Jachec went 7.0 innings against Minnesota allowing five hits and one unearned run while striking out six in the win over the Gophers. He added a 7.0 inning performance in the 6-2 win over Wright State. He's one of NCAA leaders in strikeout-to-walk ratio and walks allowed in nine innings in the 2022 season and sits among the Missouri Valley leaders with a 2.77 ERA on the year. In his first season at Indiana State, Jachec appeared in one game out of the bullpen in the COVID-shortened season. He lined up on the mound for four seasons at Hampshire High School.

RHP 30 Jack Parisi - Graduate Student

2022 Stats: G-GS: 4-4 W-L: 1-2 ERA: 7.91 IP: 19.1 BB: 10 K: 29

Last Start: March 13 at Wright State - L, 11-10

Stats: N/D, 3.2 innings, five hits, three runs, four walks, five strikeouts

Notes: Jack Parisi is two games off his first double-digit strikeout game in the 2022 season as the grad transfer posted 13 strikeouts over six innings in the Sycamores win over Merrimack. The three-time SLIAC All-Conference selection received 2021 ABCA/Rawlings Regional and D3 Regional Team honors. A starter with the Golden Eagles, Parisi struck out 25 of 72 batters faced in the 2020 season with a 1.80 ERA. He added a 3.55 ERA with 81 strikeouts in 2019. Parisi currently leads all NCAA Division I pitchers in active career strikeouts with 298.

PITCHERS HI/LO

STARTERS LOG

	TEAM W-L	Quality Start	CG/SHO
Matt Jachec	3-1	2	-
Jack Parisi	1-3	-	-
Jared Spencer	1-0	-	-
Luke Patzner	1-1	-	-
Jake Ridgway	2-1	-	-
Jose Cabrera	1-0	-	-

INDIVIDUAL PITCHERS GAME BESTS

MOST INNINGS PITCHED, STARTER

Matt Jachec - 7.0 IP vs. Minnesota (Feb. 26, 2022)  
Matt Jachec - 7.0 IP at Wright State (Mar. 11, 2022)  
Matt Jachec - 6.1 IP vs. BYU (Feb. 18, 2022)  
Jack Parisi - 6.0 IP vs. Merrimack (Feb. 25, 2022)  
Matt Jachec - 5.2 IP at East Carolina (Mar. 4, 2022)  
Luke Patzner - 5.0 IP vs. Ohio State (Feb. 20, 2022)  
Jack Parisi - 5.0 IP vs. Maryland (Mar. 5, 2022)

MOST INNINGS PITCHED, RELIEVER

Luke Patzner - 4.0 IP vs. SEMO (Mar. 15, 2022)  
Jared Spencer - 3.1 IP vs. Minnesota (Feb. 27, 2022)  
Connor Fenlong - 3.0 IP at Wright State (Mar. 13, 2022)  
Brennyn Cutts - 3.0 IP vs. SEMO (Mar. 16, 2022)  
Connor Fenlong - 2.2 IP vs. BYU (Feb. 18, 2022)  
Jake Ridgway - 2.2 IP vs. Marshall (Feb. 20, 2022)  
Joey Hurth - 2.2 IP vs. Minnesota (Feb. 27, 2022)  
Raine Richter - 2.2 IP at Wright State (Mar. 10, 2022)

MOST WALKS

Jose Cabrera - 4 BB vs. Ohio State (Feb. 20, 2022)  
Raine Richter - 4 BB at Wright State (Mar. 10, 2022)  
Jack Parisi - 4 BB at Wright State (Mar. 12, 2022)  
Jack Parisi - 3 BB vs. Merrimack (Feb. 25, 2022)

MOST STRIKEOUTS

Jack Parisi - 13 K vs. Merrimack (Feb. 25, 2022)  
Matt Jachec - 7 K vs. BYU (Feb. 18, 2022)  
Jake Ridgway - 7 K vs. SEMO (Mar. 15, 2022)  
Luke Patzner - 7 K vs. SEMO (Mar. 15, 2022)  
Jack Parisi - 6 K vs. Ohio State (Feb. 19, 2022)  
Matt Jachec - 6 K vs. Minnesota (Feb. 26, 2022)  
Luke Patzner - 5 K vs. Ohio State (Feb. 20, 2022)  
Joey Hurth - 5 K vs. Minnesota (Feb. 27, 2022)  
Jack Parisi - 5 K vs. Maryland (Mar. 5, 2022)  
Jack Parisi - 5 K at Wright State (Mar. 13, 2022)  
Brennyn Cutts - 5 K vs. SEMO (Mar. 16, 2022)

FEWEST HITS, CG

FEWEST WALKS, CG

MOST STRIKEOUTS, CG

PITCHING BREAKDOWN

	W-L-S	ERA	IP	H	R	ER	BB	SO
Starters	5-3	4.71	70.2	85	45	37	20	69
Relievers								

STATS AS A STARTER (2022)

#	Pitcher	ERA	W-L	START	IP	H	R	ER	BB	SO	HR	BA
38	Jose Cabrera	0.00	0-0	1	3.2	6	3	0	1	0	0	.375
35	Jake Ridgway	2.08	1-0	3	13.0	10	3	3	5	14	2	.204
34	Matt Jachec	2.77	3-1	4	26.0	25	10	8	2	19	2	.248
36	Luke Patzner	7.50	0-0	2	6.0	11	7	5	1	5	2	.367
30	Jack Parisi	7.91	1-2	4	19.1	26	18	17	10	29	2	.313
22	Jared Spencer	13.50	0-0	1	2.2	7	4	4	1	2	0	.467


STATS AS A RELIEVER (2022)

#	Pitcher	ERA	W-L	S	APP	IP	H	R	ER	BB	SO	HR	BA
35	Jake Ridgway	0.00	0-0	0	2	2.2	3	1	0	0	4	0	.250
20	Sean Ross	0.00	0-0	0	1	0.1	0	0	0	1	0	0	.000
36	Luke Patzner	3.60	1-0	1	0	5.0	3	2	2	2	9	0	.158
42	Lane Miller	3.86	0-0	0	4	4.2	4	2	2	1	5	0	.235
29	Joey Hurth	4.15	2-1	1	7	13.0	9	7	6	4	19	2	.188
22	Jared Spencer	5.06	0-0	0	3	5.1	7	3	3	2	5	1	.333
37	Brennyn Cutts	4.26	1-0	0	4	6.1	3	3	3	3	7	1	.143
45	Matt Gauer	5.40	0-0	0	2	1.2	1	1	1	1	3	1	.200
43	Raine Richter	6.75	0-0	0	3	5.1	6	4	4	6	5	0	.300
39	Will Goebel	6.75	0-1	0	3	1.1	0	1	1	0	0	0	.000
38	Jose Cabrera	7.36	0-0	0	3	3.2	4	4	3	5	2	0	.267
33	Connor Fenlong	8.44	0-1	3	7	10.2	14	10	10	5	8	1	.318
46	Cameron Holycross	27.00	0-0	0	2	1.0	3	3	3	3	1	0	.500



## 2022 INDIANA STATE BASEBALL HITTER NOTES

1

**JORDAN SCHAFFER****INF \* 6-0 \* R-Sr.**

- Missouri Valley Conference First Team All-Conference
- Led the Missouri Valley Conference in batting average (.367), second in hits (79), sixth in runs scored (52) in 2021
- Finished the 2021 campaign with a 12-game hitting streak that started back on May 20
- Recorded 20 multi-hit games and seven multi-RBI contests

15

**SETH GERGELY****OF \* 6-3 \* R-Jr.**

- Lined up in 40 games earning 28 starts in the 2021 season
- Finished the year with a .250 batting average with 26 hits in 104 at-bats
- Recorded five doubles, one triple, and two home runs
- Scored 11 runs and scored 10 RBI
- Transferred in from Purdue

2

**JOSUE URDANETA****INF \* 5-8 \* R-So.**

- Lined up in 52 games earning 51 starts in the 2021 season
- Finished the year with a .270 batting average with 57 hits in 211 at-bats
- Posted eight doubles, a triple, and one home run
- Scored 32 runs and drove in 18 RBI

16

**JACKSON TAYLOR****INF \* 5-11 \* So.**

- Did not record a statistic in the 2021 season
- Lettered in baseball at Yorktown High School

3

**LUIS HERNANDEZ****C \* 6-0 \* Fr.**

- Member of the High School Championship team at the Puerto Rico Baseball Academy
- Also competed in both volleyball and basketball
- Was the MVP on Italy

17

**MIGUEL RIVERA****INF \* 6-1 \* R-Sr.**

- Eighth in Missouri Valley Conference in on-base percentage (.442)
- Finished the year with a .257 batting average with 27 hits in 105 at-bats
- Led the Sycamores with 12 doubles and added two home runs
- Scored 20 runs and drove in 28 RBI
- Transfer from Wabash Valley College

4

**JOE KIDO****INF \* 5-6 \* R-So.**

- Lined up in five games
- Recorded three at-bats in the 2021 season
- Played four years of prep baseball at Edgewood High School

18

**HENRY BROWN****INF \* 6-2 \* Fr.**

- 2021 Indiana North/South All-Star Game selection
- Three-Time Academic All-City Basketball and Baseball selection, and two-time Academic All-City Tennis honoree
- 2021 District Player of the Year
- 2021 Kiwanis Baseball and 2020 Basketball

5

**GRANT MAGILL****C \* 6-0 \* R-So.**

- Lined up in 32 games earning 27 starts in the 2021 season
- Finished the year with a .284 batting average with 27 hits in 95 at-bats
- Posted two doubles and scored 15 runs while driving in 14 RBI
- Played four years of prep baseball at Mountain Vista High School

19

**CHRIS MCDEVITT****C \* 6-4 \* So.**

- Did not record a statistic in the 2021 season
- Played at St. Rita High School

8

**RANDALL DIAZ****INF \* 6-1 \* Fr.**

- Member of the High School Tournament Championship team at Leadership Christian Academy
- Toa Alta, Puerto Rico native

20

**SEAN ROSS****OF \* 6-0 \* R-Sr.**

- Lined up in 49 games and earned 44 starts in the 2021 season
- Finished the year with a .248 batting average with 39 hits in 157 at-bats
- Finished the season with seven doubles and one home run, while adding 23 runs scored and 16 RBI
- Transferred from Pensacola State College

10

**TYLER NELSON****OF \* 6-0 \* So.**

- Lined up in 17 games earning two starts in the 2021 season
- Finished the year with a .250 batting average with four hits in 16 at-bats
- Recorded a double and added three runs scored
- Lettered in baseball at Chesterton High School

21

**AARON BECK****OF \* 6-6 \* R-Sr.**

- Missouri Valley Conference Newcomer of the Year
- Missouri Valley Conference First Team All-Conference
- April 20 NCBWA National Player of the Week (2021)
- Finished the year with a .319 batting average with 43 hits in 135 at-bats
- Transferred from Olney Central College

11

**DIEGO GINES****INF \* 6-0 \* R-So.**

- Lined up in 35 games earning 31 starts in the 2021 season
- Finished the year with a .261 batting average with 29 hits in 111 at-bats
- Finished the season with five doubles and three home runs
- Added 16 runs scored and drove in 18 RBI
- A four-year letterwinner at Leadership Christian Academy

23

**KEEGAN WATSON****OF \* 6-3 \* R-Sr.**

- Lined up and started in two games in the 2021 season
- Finished with a .143 batting average with one hit in seven at-bats
- Transferred in from Nebraska where he lined up as a designated hitter and relief pitcher

12

**TRETT JOLES****C \* 5-9 \* R-So.**

- 2021 State Championships squad at Boyceville
- Ranked among the top 250 catchers in the country and third-ranked in Wisconsin
- Defensive Player of the Year, MVP, and All-State selection
- Also competed in wrestling where he was a three-time State Champion

24

**CONNOR HICKS****C \* 6-1 \* R-So.**

- Member of the first conference championship team in school history
- NJCAA All-American honorable mention
- First Team All-Conference and All-Region selection
- Transferred from Mineral Area College

13

**DAUNTE MAJORS****OF \* 5-9 \* So.**

- Did not record a statistic in the 2021 season
- Played at Peru High School

25

**MIKE SEARS****INF \* 5-10 \* R-Jr.**

- Lined up in 33 games earning 22 starts in the 2021 season
- Finished the year with a .174 batting average with 15 hits in 86 at-bats
- Posted one double and five home runs, while adding 12 runs scored and 12 RBI
- Transferred from Sinclair Community College

27

**PARKER STINSON****OF \* 6-0 \* So.**

- Did not record a statistic in the 2021 season
- Lettered in baseball at Yorktown High School

## PROJECTED LINEUP

### C #5 Grant Magill \* R/R

**GP-GS: 14-12    AVG: .280    HR: 0    RBI: 7**

Indiana State catcher Grant Magill has been the primary behind the plate over the first month of the season. The redshirt sophomore was named one of the top 250 college MLB prospects by D1Baseball as announced by the organization in the preseason. He posted a six-game hitting streak earlier this year.

### 1B #11 Diego Gines \* R/R

**GP-GS: 15-15    AVG: .339    HR: 1    RBI: 10**

Diego Gines hit safely in the first seven games of the 2022 season and posted a 16-game on-base streak earlier in the season. He is among the MVC leaders in doubles on the year and is one of three Sycamores to have started in all 15 games in 2022. Connected on his first grand slam on March 15 against SEMO.

### 2B #2 Josue Urdaneta \* S/R

**GP-GS: 15-15    AVG: .418    HR: 2    RBI: 11**

Josue Urdaneta leads Indiana State with a .418 batting average and enters the weekend having hit safely in all 15 games in the 2022 season. He leads the Sycamores with nine multi-hit games while sitting in the middle of the Indiana State lineup. He is second the MVC with 28 hits on the year. He added two HRs on March 15 against SEMO and added a walk-off RBI single on March 16 against SEMO.

### 3B #8 Randall Diaz \* R/R

**GP-GS: 13-11    AVG: .319    HR: 1    RBI: 11**

Randall Diaz has taken over the starting third base role in the 2022 season after the opening weekend. The sophomore connected on his first home run against East Carolina and sits second in the team with 11 RBI. He's hit safely in the last six games.

### SS #1 Jordan Schaffer \* R/R

**GP-GS: 15-15    AVG: .355    HR: 1    RBI: 3**

The MVC's leading hitter in 2021, Schaffer is currently on a 27-game on-base streak heading into the weekend. He currently leads the MVC after getting hit by 11 pitches over the first month, including three against Ohio State on February 19. He's been the Sycamores leadoff hitter in all 15 games this season.

### LF #27 Parker Stinson \* L/L

**GP-GS: 10-10    AVG: .282    HR: 2    RBI: 11**

Parker Stinson has taken over a starting role in the Sycamores lineup seeing time in multiple outfield positions over the opening month. He sits among the Sycamore leaders with 11 RBI has added two doubles on the year. He homered this past week against SEMO.

### CF #15 Seth Gergely \* L/L

**GP-GS: 11-7    AVG: .241    HR: 0    RBI: 3**

Seth Gergely has assumed the starting centerfielder role over the last week. The senior left-hander has been one of the top defensive players in the Sycamores roster on the year and has been utilized as a late-inning replacement. He enters the weekend on a four-game hitting streak.

### RF #20 Sean Ross \* R/R

**GP-GS: 12-11    AVG: .417    HR: 2    RBI: 16**

Sean Ross has been one of the Sycamores primary power bats since the opening weekend of the season. He leads the Sycamores with eight extra-base hits on the year. He's also enters the weekend on a eight-game hitting streak.

### DH #3 Luis Hernandez \* R/R

**GP-GS: 12-7    AVG: .233    HR: 1    RBI: 7**

Luis Hernandez has seen starts at both designated hitter and catcher in the 2022 season as the true freshman sits among the team leaders. He connected on his first home run in 2022 against Maryland. He was named one of the top freshmen in the country heading into the year.

### OF/DH #7 Isaiah Thompson \* L/L

**GP-GS: 8-4    AVG: .400    HR: 0    RBI: 5**

Made his first three starts of the 2022 season against Wright State and posted multi-hit games in all three contests against the Raiders. Thompson boasts a .400 batting average on the year and added his first double against the Raiders.

## BENCH NOTES

### #4 Joe Kido - INF - R-So.

**GP-GS: 4-1    AVG: .333    HR: 0    RBI: 0**

Kido has been in a relief role for the Sycamores this season, earning one start at third base. Has been one of the first off the bench for Indiana State this season in both a pinch-hit and defensive role at third base.

### #10 Tyler Nelson - OF - So.

**GP-GS: 9-9    AVG: .296    HR: 0    RBI: 5**

Nelson remains the Sycamores stolen base leader and has eight starts to his name in the 2022 season. He's seen time primarily in centerfield.

### #13 Daunte Majors - OF - So.

**GP-GS: 6-0    AVG: .000    HR: 0    RBI: 0**

Majors made five appearances over the opening three weekends. He has scored two runs on the year, including the GW run against SEMO on March 16.

### #16 Jackson Taylor - INF - So.

**GP-GS: 8-0    AVG: .600    HR: 0    RBI: 2**

Made his debut on the field against Ohio State on February 19. RBI double against Minnesota. He's added two runs scored. He's one of the primary pinch-hitters on the team.

### #17 Miguel Rivera - 1B - R-Sr.

**GP-GS: 6-6    AVG: .222    HR: 1    RBI: 6**

Rivera started at first base in the first six games of the 2022 season before suffering an injury against Minnesota.

### #21 Aaron Beck - OF - R-Sr.

**GP-GS: 10-7    AVG: .152    HR: 0    RBI: 5**

The 2021 Missouri Valley Newcomer of the Year, Beck has seen time in the corner outfield positions while also serving as one of the first off the bench for the Sycamores. Added a RBI double against Wright State.

### #24 Connor Hicks - OF - Sr.

**GP-GS: 5-1    AVG: .167    HR: 0    RBI: 0**

Made his 2022 season debut with a pinch-hit performance on February 20 against Ohio State.

### #25 Mike Sears - OF - R-Jr.

**GP-GS: 4-4    AVG: .400    HR: 2    RBI: 4**

Mike Sears homered twice over the opening weekend against Marshall and Ohio State, before suffering a season-ending injury.

## HITTERS HI/LO

### INDIVIDUAL BATTERS GAME BESTS

#### MOST AT-BATS

6, Diego Gines vs. Merrimack (Feb. 25, 2022)  
6, Josue Urdaneta vs. Minnesota (Feb. 26, 2022)

#### MOST HITS

4, Diego Gines vs. Merrimack (Feb. 25, 2022)  
4, Jordan Schaffer vs. Minnesota (Feb. 26, 2022)  
4, Sean Ross vs. Minnesota (Feb. 26, 2022)  
4, Diego Gines vs. SEMO (Mar. 15, 2022)

#### MOST RUNS

4, Jordan Schaffer vs. SEMO (Mar. 15, 2022)

#### MOST RBI

5, Diego Gines vs. SEMO (Mar. 15, 2022)  
4, Parker Stinson vs. Merrimack (Feb. 25, 2022)  
4, Josue Urdaneta vs. SEMO (Mar. 15, 2022)

#### MOST DOUBLES

1, 26 Times

#### MOST TRIPLES

1, Sean Ross vs. Minnesota (Feb. 26, 2022)  
1, Luis Hernandez vs. Michigan (Mar. 6, 2022)  
1, Josue Urdaneta at Wright State (Mar. 11, 2022)

#### MOST HOME RUNS

2, Josue Urdaneta vs. SEMO (Mar. 15, 2022)

#### MOST STOLEN BASES

1, 11 Times

#### MOST WALKS

3, Diego Gines vs. Maryland (Mar. 5, 2022)

#### MOST HIT BY PITCHES

3, Jordan Schaffer vs. Ohio State (Feb. 19, 2022)

## 2022 INDIANA STATE BASEBALL SEASON OVERALL STATISTICS

Record: 9-6 Home: 2-0 Away: 1-3 Neutral: 6-3 MVC: 0-0

Player	avg	gp-gs	ab	r	h	2b	3b	hr	rbi	tb	slg%	bb	hp	so	gdp	ob%	sf	sh	sb-att	po	a	e	fld%
2 Urdaneta, Josue	.418	15-15	67	15	28	1	1	2	11	37	.552	5	2	12	0	.473	0	2	3-3	14	39	3	.946
20 Ross, Sean	.417	12-11	48	9	20	5	1	2	16	33	.688	1	2	12	0	.451	0	1	1-1	27	1	1	.966
7 Thompson, Isaiah	.400	8-4	20	1	8	1	0	0	5	9	.450	2	0	3	0	.455	0	0	0-0	4	0	0	1.000
25 Sears, Mike	.400	4-4	10	4	4	1	0	2	4	11	1.100	2	3	2	0	.600	0	0	0-0	4	3	1	.875
1 Schaffer, Jordan	.355	15-15	62	19	22	3	0	1	3	28	.452	3	11	7	0	.474	0	0	2-2	16	32	2	.960
11 Gines, Diego	.339	15-15	56	15	19	4	0	1	10	26	.464	9	1	13	1	.426	2	0	1-1	69	5	2	.974
4 Kido, Joe	.333	4-1	6	4	2	1	0	0	0	3	.500	4	0	0	0	.600	0	0	0-0	1	2	0	1.000
8 Diaz, Randall	.319	13-11	47	10	15	3	0	1	11	21	.447	5	2	6	1	.400	1	0	0-0	14	13	2	.931
10 Nelson, Tyler	.296	9-9	27	6	8	2	0	0	5	10	.370	8	1	6	1	.472	0	0	3-3	12	0	0	1.000
27 Stinson, Parker	.282	10-10	39	9	11	2	0	2	11	19	.487	4	2	15	0	.378	0	0	0-1	15	0	0	1.000
5 Magill, Grant	.280	14-12	50	5	14	0	0	0	7	14	.280	1	1	9	1	.308	0	0	0-0	106	9	0	1.000
15 Gergely, Seth	.241	11-7	29	4	7	1	0	0	3	8	.276	2	1	6	1	.313	0	1	0-0	23	0	0	1.000
3 Hernandez, Luis	.233	12-7	30	3	7	0	1	1	7	12	.400	3	0	7	1	.303	0	0	0-0	23	4	0	1.000
17 Rivera, Miguel	.222	6-6	18	3	4	0	0	1	6	7	.389	3	1	5	0	.364	0	0	0-0	41	1	0	1.000
21 Beck, Aaron	.152	10-7	33	4	5	2	0	0	5	7	.212	3	1	11	0	.243	0	1	0-0	17	4	1	.955
-----																							
16 Taylor, Jackson	.600	8-0	5	3	3	0	0	0	2	3	.600	1	1	0	0	.714	0	0	1-1	0	1	0	1.000
24 Hicks, Connor	.167	5-1	6	1	1	0	0	0	0	1	.167	1	1	2	0	.375	0	0	0-0	0	0	0	.000
13 Majors, Daunte	.000	6-0	1	2	0	0	0	0	0	0	.000	0	0	1	0	.000	0	0	0-0	1	0	0	1.000
Totals	.321	15	554	117	178	26	3	13	106	249	.449	57	30	117	6	.411	3	5	11-12	395	131	14	.974
Opponents	.270	15	526	86	142	23	6	14	80	219	.416	51	13	136	2	.346	6	2	11-13	391	155	23	.960

LOB - Team (142), Opp (117). DPs turned - Team (7), Opp (15). CI - Team (0), Opp (1). IBB - Team (1), Kido, J 1, Opp (2).  
Picked off - Urdaneta,J 2, Sears,M 1, Gergely,S 1.

## (All games Sorted by Earned run avg)

Player	era	w-l	app	gs	cg	sho	sv	ip	h	r	er	bb	so	2b	3b	hr	b/avg	wp	hp	bk	sfa	sha
34 Jachec, Matt	2.77	3-1	4	4	0	0/0	0	26.0	25	10	8	2	19	3	1	2	.248	3	0	0	1	0
29 Hurth, Joey	4.15	2-1	7	0	0	0/0	1	13.0	9	7	6	4	19	3	0	2	.188	1	0	0	0	1
30 Parisi, Jack	7.91	1-2	4	4	0	0/0	0	19.1	26	18	17	10	29	4	2	2	.313	3	5	0	1	0
-----																						
20 Ross, Sean	0.00	0-0	1	0	0	0/0	0	0.1	0	0	0	1	0	0	0	0	.000	0	0	0	0	0
35 Ridgway, Jake	1.72	1-0	5	3	0	0/0	0	15.2	13	4	3	5	18	4	0	2	.213	2	0	0	0	0
38 Cabrera, Jose	3.68	0-0	4	1	0	0/0	0	7.1	10	7	3	6	2	1	0	0	.323	0	2	0	1	0
42 Miller, Lane	3.86	0-0	4	0	0	0/0	0	4.2	4	2	2	1	5	1	0	0	.235	0	0	0	0	0
37 Cutts, Brenny	4.26	1-0	4	0	0	0/0	0	6.1	3	3	3	3	7	2	0	1	.143	0	0	0	0	0
45 Gauert, Matt	5.40	0-0	2	0	0	0/0	0	1.2	1	1	1	1	3	0	0	1	.200	1	1	0	1	0
36 Patzner, Luke	5.73	1-0	4	2	0	0/0	1	11.0	14	9	7	3	14	1	1	2	.286	1	2	1	0	0
43 Richter, Raine	6.75	0-0	3	0	0	0/0	0	5.1	6	4	4	6	5	1	1	0	.300	1	0	0	0	1
39 Goebel, Will	6.75	0-1	3	0	0	0/0	0	1.1	0	1	1	0	0	0	0	0	.000	0	1	0	1	0
22 Spencer, Jared	7.88	0-0	4	1	0	0/0	0	8.0	14	7	7	3	7	1	1	1	.389	1	1	0	1	0
33 Fenlong, Connor	8.44	0-1	7	0	0	0/0	3	10.2	14	10	10	5	8	2	0	1	.318	2	1	0	0	0
46 Holycross, Cameron	27.00	0-0	2	0	0	0/0	0	1.0	3	3	3	1	0	0	0	0	.500	1	0	0	0	0
Totals	5.13	9-6	15	15	0	0/0	5	131.2	142	86	75	51	136	23	6	14	.270	16	13	1	6	2
Opponents	6.84	6-9	15	15	0	0/0	4	130.1	178	117	99	57	117	26	3	13	.321	25	30	1	3	5

PB - Team (5), Magill,G 5, Opp (1). Pickoffs - Team (4), Magill,G 1, Ridgway,J 1, Miller,L 1, Jachec,M 1, Opp (4). SBA/ATT -  
Magill,G (7-8), Hernandez,L (4-5), Ridgway,J (3-3), Hurth,J (2-2), Spencer,J (1-2), Cabrera,J (0-1), Jachec,M (1-1),  
Fenlong,C (1-1), Parisi,J (1-1), Patzner,L (1-1), Richter,R (1-1).

## 2021 INDIANA STATE BASEBALL CONFERENCE-ONLY STATISTICS

Record: 14-10 Home: 5-3 Away: 9-7 MVC: 14-10

Player	avg	gp-gs	ab	r	h	2b	3b	hr	rbi	tb	slg%	bb	hp	so	gdp	ob%	sf	sh	sb-att	po	a	e	fld%
21 Beck,Aaron	.391	23-22	92	13	36	9	1	1	20	50	.543	8	0	12	2	.440	0	0	1-1	34	0	0	1.000
24 II,Ellison Hanna	.391	19-15	46	14	18	5	2	2	11	33	.717	14	2	9	2	.540	1	0	0-2	29	1	0	1.000
1 Schaffer,Jordan	.383	24-24	94	24	36	4	1	3	18	51	.543	6	10	9	5	.468	1	2	6-6	43	50	4	.959
5 Magill,Grant	.367	12-9	30	2	11	0	0	0	5	11	.367	5	0	7	0	.457	0	0	0-0	68	6	0	1.000
12 Wright,Max	.302	24-24	86	28	26	2	1	9	22	57	.663	18	5	20	0	.445	1	0	3-3	116	6	0	1.000
17 Rivera,Miguel	.295	23-21	61	13	18	8	0	2	20	32	.525	17	4	14	1	.464	2	1	0-0	104	8	1	.991
19 Barrow,Mitch	.278	11-3	18	2	5	0	0	1	4	8	.444	1	1	8	1	.350	0	0	0-0	1	0	0	1.000
3 Fuentes,Brian	.275	18-15	51	12	14	5	1	2	12	27	.529	11	4	17	0	.433	1	2	0-0	67	7	3	.961
8 Cusumano,Dominic	.270	17-10	37	3	10	2	0	0	2	12	.324	5	0	8	3	.357	0	0	1-1	1	3	1	.800
2 Urdaneta,Josue	.245	24-24	98	16	24	1	0	0	7	25	.255	10	2	14	3	.327	0	1	8-8	28	65	1	.989
11 Gines,Diego	.205	16-12	44	1	9	1	0	0	4	10	.227	5	1	14	0	.300	0	0	0-0	15	5	3	.870
15 Gergely,Seth	.191	20-12	47	5	9	3	1	1	3	17	.362	2	1	18	0	.240	0	0	2-2	33	0	1	.971
20 Ross,Sean	.158	22-18	57	8	9	3	0	0	6	12	.211	7	1	16	1	.258	1	1	1-2	47	2	0	1.000
25 Sears,Mike	.071	13-6	28	2	2	0	0	1	3	5	.179	3	0	12	0	.161	0	0	0-0	6	4	1	.909
-----																							
13 Harbison,Kyle	.500	2-0	2	0	1	1	0	0	0	2	1.000	0	0	1	0	.500	0	0	0-0	0	0	0	.000
10 Nelson,Tyler	.375	8-1	8	1	3	1	0	0	0	4	.500	1	0	2	1	.444	0	0	0-0	4	0	0	1.000
Kido,J	.000	3-0	2	1	0	0	0	0	0	0	.000	0	0	1	0	.000	0	0	0-0	0	0	0	.000
33 Fenlong,Connor	.000	1-0	1	0	0	0	0	0	0	0	.000	0	0	1	0	.000	0	0	0-0	2	1	1	.750
Totals	.288	24	802	145	231	45	7	22	137	356	.444	113	31	183	19	.393	7	7	22-25	603	184	17	.979
Opponents	.253	24	772	113	195	27	3	30	104	318	.412	62	22	183	12	.324	5	7	9-13	606	210	23	.973

LOB - Team (215), Opp (157). DPs turned - Team (19), Opp (30). CI - Team (0), Opp (1). IBB - Team (4), Wright,M 2, Urdaneta,J 1, Beck,A 1, Opp (4). Picked off - Magill,G 1, Schaffer,J 1.

## (MVC games only Sorted by Earned run avg)

Player	era	w-l	app	gs	cg	sho	sv	ip	h	r	er	bb	so	2b	3b	hr	b/avg	wp	hp	bk	sfa	sha
33 Fenlong,Connor	2.51	3-1	9	0	0	0/0	3	14.1	13	7	4	8	13	2	0	1	.236	1	0	0	1	2
30 Guerrero,Jeremy	2.62	4-1	6	6	1	1/0	0	44.2	30	16	13	6	42	2	1	8	.184	0	1	0	0	1
37 Grauer,Tyler	4.82	2-2	5	4	0	0/0	0	18.2	24	10	10	3	17	4	0	3	.304	2	1	0	0	0
22 Weaver,Tristan	5.09	3-2	6	6	0	0/0	0	35.1	36	22	20	17	33	6	0	4	.263	1	8	1	2	1
31 Cline,Connor	5.25	1-2	3	2	0	0/0	0	12.0	6	9	7	9	8	1	0	2	.146	3	2	0	0	0
44 Drake,Javin	7.23	1-1	6	4	0	0/0	0	18.2	23	16	15	6	17	3	1	2	.299	0	0	0	1	0
-----																						
40 Buraconak,Will	2.25	0-0	4	0	0	0/0	0	8.0	4	2	2	2	6	0	0	1	.143	1	1	0	0	0
28 Edmonson,Cam	2.25	0-0	4	0	0	0/0	0	4.0	3	1	1	0	4	1	0	1	.200	0	2	0	0	0
35 Ridgway,Jake	2.70	0-0	3	0	0	0/0	0	6.2	9	2	2	1	6	1	0	0	.346	1	0	0	0	1
7 Frey,Zach	4.42	0-1	6	2	0	0/0	0	18.1	21	10	9	4	19	6	1	3	.304	0	1	0	1	2
29 Hurth,Joey	4.50	0-0	3	0	0	0/0	0	2.0	1	1	1	2	2	0	0	0	.167	2	1	0	0	0
36 Cross,Austin	6.23	0-0	4	0	0	0/0	0	4.1	5	3	3	0	3	0	0	2	.313	0	2	0	0	0
34 Jachec,Matt	6.57	0-0	3	0	0	0/0	0	12.1	15	9	9	4	10	1	0	2	.294	3	3	0	0	0
42 Miller,L	18.00	0-0	1	0	0	0/0	0	1.0	2	2	2	0	2	0	0	1	.400	0	0	0	0	0
27 Kramer,Ross	40.50	0-0	2	0	0	0/0	0	0.2	3	3	3	0	1	0	0	0	.750	0	0	0	0	0
Totals	4.52	14-10	24	24	1	1/0	3	201.0	195	113	101	62	183	27	3	30	.253	14	22	1	5	7
Opponents	5.88	10-14	24	24	1	3/2	3	202.0	231	145	132	113	183	45	7	22	.288	18	31	1	7	7

PB - Team (2), Magill,G 1, Wright,M 1, Opp (4). Pickoffs - Team (3), Buraconak,W 1, Magill,G 1, Guerrero,G 1, Opp (2). SBA/ATT - Magill,G (5-7), Weaver,T (4-4), Wright,M (4-4), Hurth,J (1-2), Fenlong,C (2-2), Buraconak,W (0-1), Ridgway,J (1-1), Jachec,M (1-1), Cline,C (0-1), Frey,Z (0-1).



## 2022 INDIANA STATE BASEBALL GAME RESULTS

Date	Opponent		Score	Inns	Overall	MVC	Pitcher of record	Attend	Time
Feb 18, 2022	vs BYU	w	3-2	9	1-0-0	0-0-0	Jachec,M (W 1-0)	0	2:32
Feb 19, 2022	vs Ohio State	L	3-9	9	1-1-0	0-0-0	Parisi,J (L 0-1)	0	2:59
Feb 20, 2022	vs Marshall	w	9-7	9	2-1-0	0-0-0	Cutts,B (W 1-0)	0	3:45
Feb 20, 2022	vs Ohio State	L	8-9	9	2-2-0	0-0-0	Fenlong,C (L)	0	3:25
Feb 25, 2022	vs Merrimack	w	14-2	9	3-2-0	0-0-0	Parisi,J (W 1-1)	0	2:58
Feb 26, 2022	vs Minnesota Gophers	w	16-3	9	4-2-0	0-0-0	Jachec,M (W 2-0)	750	3:15
Feb 27, 2022	vs Minnesota Gophers	w	14-8	9	5-2-0	0-0-0	Hurth,J (W 1-0)	604	3:26
Mar 04, 2022	at East Carolina	L	4-5	9	5-3-0	0-0-0	Jachec,M (L 2-1)	3449	2:59
Mar 05, 2022	vs #21 Maryland	L	6-12	9	5-4-0	0-0-0	Parisi,J (L 1-2)	0	3:16
Mar 06, 2022	vs Michigan	w	6-5	9	6-4-0	0-0-0	Patzner,L (W 1-0)	0	3:13
Mar 10, 2022	at Wright State	L	3-6	9	6-5-0	0-0-0	Goebel,W (L 0-1)	143	2:58
Mar 11, 2022	at Wright State	w	6-2	9	7-5-0	0-0-0	Jachec,M (W 3-1)	113	2:36
Mar 13, 2022	at Wright State	L	10-11	9	7-6-0	0-0-0	Hurth,J (L 1-1)	121	3:08
Mar 15, 2022	SEMO	w	10-1	9	8-6-0	0-0-0	Ridgway,J (W 1-0)	143	3:04
Mar 16, 2022	SEMO	w	5-4	9	9-6-0	0-0-0	Hurth,J (W 2-1)	402	2:45

() extra inning game

## 2022 INDIANA STATE BASEBALL GAMES SUMMARY

Score by innings	1	2	3	4	5	6	7	8	9	Total
Indiana State	15	14	13	10	12	12	13	22	6	117
Opponents	14	3	8	10	12	5	7	21	6	86

## Record when ...

Overall	9-6	After 6 leading	7-2
Conference	0-0	..... trailing	2-4
Non-Conference	9-6	..... tied	0-0
Home games	2-0	After 7 leading	6-2
Away games	1-3	..... trailing	2-4
Neutral site	6-3	..... tied	1-0
Day games	9-6	After 8 leading	8-1
Night games	0-0	..... trailing	0-5
vs Left starter	2-3	..... tied	1-0
vs Right starter	7-3		
1-Run games	3-3	Hit 0 home runs	2-3
2-Run games	1-0	... 1 home run	5-3
5+Run games	4-2	... 2+ home runs	2-0
Extra innings	0-0		
Shutouts	0-0	Opponent 0 home runs	4-2
		..... 1 home run	2-3
Scoring 0-2 runs	0-0	..... 2+ HRs	3-1
..... 3-5 runs	2-3		
..... 6-9 runs	3-2	Made 0 errors	3-2
..... 10+ runs	4-1	.... 1 error	5-2
		.... 2+ errors	1-2
Opponent 0-2 runs	4-0		
..... 3-5 runs	3-1	Opp. made 0 errors	3-2
..... 6-9 runs	2-3	..... 1 error	2-1
..... 10+ runs	0-2	..... 2+ errors	4-3
Scored in 1st inning	6-2	Out-hit opponent	7-2
Opp. scored in 1st	4-3	Out-hit by opponent	1-4
Scores first	6-3	Hits are tied	1-0
Opp. scores first	3-3		

## Record when team scores:

Runs	0	1	2	3	4	5	6	7	8	9	10+
W-L	0-0	0-0	0-0	1-2	0-1	1-0	2-1	0-0	0-1	1-0	4-1

## Record when opponent scores:

Runs	0	1	2	3	4	5	6	7	8	9	10+
W-L	0-0	1-0	3-0	1-0	1-0	1-1	0-1	1-0	1-0	0-2	0-2

## Record when leading after:

Inn.	1	2	3	4	5	6	7	8
W-L	5-1	6-2	7-2	7-1	7-1	7-2	6-2	8-1

## Record when trailing after:

Inn.	1	2	3	4	5	6	7	8
W-L	2-3	2-3	2-3	2-2	2-4	2-4	2-4	0-5

## Record when tied after:

Inn.	1	2	3	4	5	6	7	8
W-L	2-2	1-1	0-1	0-3	0-1	0-0	1-0	1-0

Current winning streak: 2

Longest winning streak: 3

Longest losing streak: 2

## 2022 INDIANA STATE BASEBALL BATTING LEADERS

Hitting minimums - 1 Games 5 AB 0.3 AB/Game 10 TPA 0.3 TPA/Game  
Pitching minimums - 1 Games 1 IP 2 Decisions 0.3 IP/Game

<b>Batting avg</b>		<b>Slugging pct</b>		<b>On base pct</b>	
1. 2 Urdaneta, Josue	.418	1. 25 Sears, Mike	1.100	1. 25 Sears, Mike	.600
2. 20 Ross, Sean	.417	2. 20 Ross, Sean	.688	4 Kido, Joe	.600
3. 7 Thompson, Isaiah	.400	3. 2 Urdaneta, Josue	.552	3. 1 Schaffer, Jordan	.474
25 Sears, Mike	.400	4. 4 Kido, Joe	.500	4. 2 Urdaneta, Josue	.473
5. 1 Schaffer, Jordan	.355	5. 27 Stinson, Parker	.487	5. 10 Nelson, Tyler	.472
<b>Runs scored</b>		<b>Hits</b>		<b>Runs batted in</b>	
1. 1 Schaffer, Jordan	19	1. 2 Urdaneta, Josue	28	1. 20 Ross, Sean	16
2. 11 Gines, Diego	15	2. 1 Schaffer, Jordan	22	2. 8 Diaz, Randall	11
2 Urdaneta, Josue	15	3. 20 Ross, Sean	20	27 Stinson, Parker	11
4. 8 Diaz, Randall	10	4. 11 Gines, Diego	19	2 Urdaneta, Josue	11
5. 2 tied at.....	9	5. 8 Diaz, Randall	15	5. 11 Gines, Diego	10
<b>Doubles</b>		<b>Triples</b>		<b>Home runs</b>	
1. 20 Ross, Sean	5	1. 3 Hernandez, Luis	1	1. 2 Urdaneta, Josue	2
2. 11 Gines, Diego	4	20 Ross, Sean	1	25 Sears, Mike	2
3. 8 Diaz, Randall	3	2 Urdaneta, Josue	1	27 Stinson, Parker	2
1 Schaffer, Jordan	3			20 Ross, Sean	2
5. 3 tied at.....	2			5. 5 tied at.....	1
<b>Total bases</b>		<b>Walks</b>		<b>Hit by pitch</b>	
1. 2 Urdaneta, Josue	37	1. 11 Gines, Diego	9	1. 1 Schaffer, Jordan	11
2. 20 Ross, Sean	33	2. 10 Nelson, Tyler	8	2. 25 Sears, Mike	3
3. 1 Schaffer, Jordan	28	3. 8 Diaz, Randall	5	3. 4 tied at.....	2
4. 11 Gines, Diego	26	2 Urdaneta, Josue	5		
5. 8 Diaz, Randall	21	5. 2 tied at...	4		
<b>Sac bunts</b>		<b>Sac flies</b>		<b>Stolen bases</b>	
1. 2 Urdaneta, Josue	2	1. 11 Gines, Diego	2	1. 10 Nelson, Tyler	3
2. 21 Beck, Aaron	1	2. 8 Diaz, Randall	1	2 Urdaneta, Josue	3
15 Gergely, Seth	1			3. 1 Schaffer, Jordan	2
20 Ross, Sean	1			4. 3 tied at.....	1
<b>Caught stealing</b>		<b>Steal attempts</b>		<b>Stolen base pct</b>	
1. 27 Stinson, Parker	1	1. 2 Urdaneta, Josue	3	1. 2 Urdaneta, Josue	1.000
		10 Nelson, Tyler	3	1 Schaffer, Jordan	1.000
		3. 1 Schaffer, Jordan	2	11 Gines, Diego	1.000
		4. 4 tied at.....	1	20 Ross, Sean	1.000
				10 Nelson, Tyler	1.000
<b>Strikeouts</b>		<b>Grounded into DP</b>		<b>Total plate appearances</b>	
1. 27 Stinson, Parker	15	1. 6 tied at.....	1	1. 2 Urdaneta, Josue	76
2. 11 Gines, Diego	13			1 Schaffer, Jordan	76
3. 20 Ross, Sean	12			3. 11 Gines, Diego	69
2 Urdaneta, Josue	12			4. 8 Diaz, Randall	55
5. 21 Beck, Aaron	11			5. 2 tied at.....	52
<b>At bats</b>		<b>Games played</b>		<b>Game starts</b>	
1. 2 Urdaneta, Josue	67	1. 2 Urdaneta, Josue	15	1. 1 Schaffer, Jordan	15
2. 1 Schaffer, Jordan	62	1 Schaffer, Jordan	15	2 Urdaneta, Josue	15
3. 11 Gines, Diego	56	11 Gines, Diego	15	11 Gines, Diego	15
4. 5 Magill, Grant	50	4. 5 Magill, Grant	14	4. 5 Magill, Grant	12
5. 20 Ross, Sean	48	5. 8 Diaz, Randall	13	5. 2 tied at.....	11
<b>Games as sub</b>					
1. 16 Taylor, Jackson	8				
2. 13 Majors, Daunte	6				
3. 3 Hernandez, Luis	5				
4. 3 tied at.....	4				

## 2022 INDIANA STATE BASEBALL PITCHING LEADERS

Hitting minimums - 1 Games 5 AB 0.3 AB/Game 10 TPA 0.3 TPA/Game  
 Pitching minimums - 1 Games 1 IP 2 Decisions 0.3 IP/Game

<b>Earned run avg</b>		<b>Opposing bat avg</b>		<b>Won-loss pct</b>	
1. 34 Jachec, Matt	2.77	1. 29 Hurth, Joey	.188	1. 34 Jachec, Matt	.750
2. 29 Hurth, Joey	4.15	2. 34 Jachec, Matt	.248	2. 29 Hurth, Joey	.667
3. 30 Parisi, Jack	7.91	3. 30 Parisi, Jack	.313	3. 30 Parisi, Jack	.333
<b>Wins</b>		<b>Losses</b>		<b>Saves</b>	
1. 34 Jachec, Matt	3	1. 30 Parisi, Jack	2	1. 33 Fenlong, Connor	3
2. 29 Hurth, Joey	2	2. 29 Hurth, Joey	1	2. 36 Patzner, Luke	1
3. 4 tied at.....	1	33 Fenlong, Connor	1	29 Hurth, Joey	1
		39 Goebel, Will	1		
		34 Jachec, Matt	1		
<b>Innings pitched</b>		<b>Batters struck out</b>		<b>Appearances</b>	
1. 34 Jachec, Matt	26.0	1. 30 Parisi, Jack	29	1. 33 Fenlong, Connor	7
2. 30 Parisi, Jack	19.1	2. 29 Hurth, Joey	19	29 Hurth, Joey	7
3. 29 Hurth, Joey	13.0	34 Jachec, Matt	19	3. 35 Ridgway, Jake	5
		4. 35 Ridgway, Jake	18	4. 7 tied at.....	4
		5. 36 Patzner, Luke	14		
<b>Games started</b>		<b>Games finished</b>		<b>Games in relief</b>	
1. 34 Jachec, Matt	4	1. 33 Fenlong, Connor	4	1. 29 Hurth, Joey	7
30 Parisi, Jack	4	29 Hurth, Joey	4	33 Fenlong, Connor	7
3. 35 Ridgway, Jake	3	3. 37 Cutts, Brennyn	2	3. 37 Cutts, Brennyn	4
4. 36 Patzner, Luke	2	45 Gauer, Matt	2	42 Miller, Lane	4
5. 2 tied at.....	1	5. 3 tied at.....	1	5. 4 tied at.....	3
<b>Wild pitches</b>		<b>Balks</b>		<b>Hit batters</b>	
1. 30 Parisi, Jack	3	1. 36 Patzner, Luke	1	1. 30 Parisi, Jack	5
34 Jachec, Matt	3			2. 38 Cabrera, Jose	2
3. 35 Ridgway, Jake	2			36 Patzner, Luke	2
33 Fenlong, Connor	2			4. 4 tied at.....	1
5. 6 tied at.....	1				
<b>Intentional BB allowed</b>		<b>Runners picked off</b>		<b>Batters SO out looking</b>	
1. 29 Hurth, Joey	2	1. 42 Miller, Lane	1	1. 30 Parisi, Jack	7
		5 Magill, Grant	1	2. 34 Jachec, Matt	6
		34 Jachec, Matt	1	3. 35 Ridgway, Jake	5
		35 Ridgway, Jake	1	29 Hurth, Joey	5
				5. 2 tied at.....	3
<b>Sac bunts allowed</b>		<b>Sac flies allowed</b>		<b>Hits allowed</b>	
1. 29 Hurth, Joey	1	1. 6 tied at.....	1	1. 29 Hurth, Joey	9
43 Richter, Raine	1			2. 34 Jachec, Matt	25
				3. 30 Parisi, Jack	26
<b>Runs allowed</b>		<b>Earned runs allowed</b>		<b>Walks allowed</b>	
1. 29 Hurth, Joey	7	1. 29 Hurth, Joey	6	1. 34 Jachec, Matt	2
2. 34 Jachec, Matt	10	2. 34 Jachec, Matt	8	2. 29 Hurth, Joey	4
3. 30 Parisi, Jack	18	3. 30 Parisi, Jack	17	3. 30 Parisi, Jack	10
<b>Doubles allowed</b>		<b>Triples allowed</b>		<b>Home runs allowed</b>	
1. 34 Jachec, Matt	3	1. 29 Hurth, Joey	0	1. 30 Parisi, Jack	2
29 Hurth, Joey	3	2. 34 Jachec, Matt	1	34 Jachec, Matt	2
3. 30 Parisi, Jack	4	3. 30 Parisi, Jack	2	29 Hurth, Joey	2



## 2022 INDIANA STATE BASEBALL GAME-BY-GAME STATISTICS

## Batting (All games)

Date	Opponent	ab	r	h	rbi	2b	3b	hr	tb	bb	ibb	sb	cs	hbp	sac	sf	gdp	k	po	a	e	lob	avg
Feb 18	vs BYU	30	3	9	3	1	0	0	10	1	0	1	0	2	0	0	0	11	27	10	0	6	.300
Feb 19	vs Ohio State	35	3	7	1	2	0	0	9	1	0	1	0	4	0	0	0	7	24	7	3	10	.246
Feb 20	vs Marshall	33	9	10	9	2	0	1	15	6	0	1	0	2	2	0	1	9	27	9	1	11	.265
Feb 20	vs Ohio State	37	8	9	6	4	0	1	16	4	0	0	0	2	0	0	0	9	27	6	2	8	.259
Feb 25	vs Merrimack	41	14	17	14	1	0	2	24	7	0	0	0	5	0	0	0	3	27	12	1	15	.295
Feb 26	vs Minnesota Gophers	48	16	22	16	3	1	1	30	5	1	1	0	2	0	0	1	7	27	14	1	12	.330
Feb 27	vs Minnesota Gophers	39	14	11	10	2	0	1	16	7	0	1	0	1	0	0	0	8	27	11	2	6	.323
Mar 04	at East Carolina	37	4	10	4	0	0	1	13	3	0	3	0	0	0	0	1	13	24	7	1	9	.317
Mar 05	vs Maryland	33	6	8	4	1	0	1	12	6	0	2	0	2	0	0	2	6	27	7	0	8	.309
Mar 06	vs Michigan	37	6	13	6	2	1	0	17	2	0	0	0	1	0	2	1	8	27	10	0	9	.314
Mar 10	at Wright State	35	3	11	2	1	0	0	12	5	0	0	1	1	1	0	0	7	24	2	1	12	.314
Mar 11	at Wright State	39	6	15	6	0	1	1	20	2	0	0	0	2	1	0	0	9	27	12	0	11	.320
Mar 13	at Wright State	38	10	12	10	3	0	0	15	4	0	0	0	2	1	0	0	7	26	12	0	8	.320
Mar 15	SEMO	36	10	14	10	2	0	3	25	2	0	1	0	3	0	1	0	8	27	5	1	8	.324
Mar 16	SEMO	36	5	10	5	2	0	1	15	2	0	0	0	1	0	0	0	5	27	7	1	9	.321
Totals		554	117	178	106	26	3	13	249	57	1	11	1	30	5	3	6	117	395	131	14	142	.321

## 2022 INDIANA STATE BASEBALL GAME-BY-GAME STATISTICS

## Pitching (All games)

Date	Opponent	ip	h	r	er	bb	so	2b	3b	hr	wp	bk	hbp	dp	ibb	score	w-l	sv	era
Feb 18	vs BYU	9.0	8	2	2	0	8	1	1	0	1	0	1	2	0	3-2	1-0	1	2.00
Feb 19	vs Ohio State	8.0	11	9	8	3	9	1	2	0	0	0	4	0	0	3-9	1-1	1	5.29
Feb 20	vs Marshall	9.0	12	7	6	3	11	2	0	2	1	0	0	1	0	9-7	2-1	2	5.54
Feb 20	vs Ohio State	9.0	10	9	6	7	7	1	1	1	2	1	1	0	0	8-9	2-2	2	5.66
Feb 25	vs Merrimack	9.0	6	2	2	3	15	0	0	0	2	0	1	2	0	14-2	3-2	2	4.91
Feb 26	vs Minnesota Gophers	9.0	7	3	2	1	8	3	0	0	0	0	0	0	0	16-3	4-2	2	4.42
Feb 27	vs Minnesota Gophers	9.0	11	8	8	4	10	0	0	2	2	0	1	0	1	14-8	5-2	2	4.94
Mar 04	at East Carolina	8.0	9	5	4	3	7	2	0	0	1	0	0	1	1	4-5	5-3	2	4.89
Mar 05	vs Maryland	9.0	15	12	12	6	10	1	0	3	1	0	2	1	0	6-12	5-4	2	5.70
Mar 06	vs Michigan	9.0	12	5	5	5	9	1	0	1	1	0	1	0	0	6-5	6-4	3	5.62
Mar 10	at Wright State	8.0	9	6	6	5	7	3	1	1	3	0	1	0	0	3-6	6-5	3	5.72
Mar 11	at Wright State	9.0	7	2	2	0	4	0	0	2	1	0	0	0	0	6-2	7-5	4	5.40
Mar 13	at Wright State	8.2	14	11	10	6	9	5	1	1	1	0	0	0	0	10-11	7-6	4	5.78
Mar 15	SEMO	9.0	4	1	1	3	14	2	0	0	0	0	0	0	0	10-1	8-6	5	5.43
Mar 16	SEMO	9.0	7	4	1	2	8	1	0	1	0	0	1	0	0	5-4	9-6	5	5.13
Totals		131.2	142	86	75	51	136	23	6	14	16	1	13	7	2	117-86	9-6	5	5.13

## 2022 INDIANA STATE BASEBALL MISCELLANEOUS STATISTICS

Starting Lineup By Position  
(Team W-L record when starter)

PITCHER:		
34 Jachec, Matt	4	(3-1)
30 Parisi, Jack	4	(1-3)
35 Ridgway, Jake	3	(2-1)
36 Patzner, Luke	2	(1-1)
22 Spencer, Jared	1	(1-0)
38 Cabrera, Jose	1	(1-0)
CATCHER:		
5 Magill, Grant	12	(8-4)
3 Hernandez, Luis	3	(1-2)
FIRST BASE:		
11 Gines, Diego	9	(5-4)
17 Rivera, Miguel	6	(4-2)
SECOND BASE:		
2 Urdaneta, Josue	15	(9-6)
THIRD BASE:		
8 Diaz, Randall	11	(6-5)
25 Sears, Mike	3	(2-1)
4 Kido, Joe	1	(1-0)
SHORTSTOP:		
1 Schaffer, Jordan	15	(9-6)
LEFT FIELD:		
21 Beck, Aaron	6	(3-3)
10 Nelson, Tyler	4	(3-1)
7 Thompson, Isaiah	3	(2-1)
27 Stinson, Parker	2	(1-1)
CENTER FIELD:		
15 Gergely, Seth	7	(4-3)
20 Ross, Sean	5	(3-2)
10 Nelson, Tyler	3	(2-1)
RIGHT FIELD:		
20 Ross, Sean	6	(4-2)
27 Stinson, Parker	6	(4-2)
11 Gines, Diego	2	(1-1)
10 Nelson, Tyler	1	(0-1)
DESIGNATED HITTER:		
3 Hernandez, Luis	4	(2-2)
11 Gines, Diego	4	(3-1)
27 Stinson, Parker	2	(2-0)
24 Hicks, Connor	1	(1-0)
25 Sears, Mike	1	(0-1)
7 Thompson, Isaiah	1	(0-1)
21 Beck, Aaron	1	(1-0)
10 Nelson, Tyler	1	(0-1)

Starting Lineup By Lineup Spot  
(Team W-L record when starter)

LEADOFF:		
1 Schaffer, Jordan	15	(9-6)
2ND SPOT:		
8 Diaz, Randall	5	(4-1)
2 Urdaneta, Josue	4	(1-3)
10 Nelson, Tyler	2	(2-0)
27 Stinson, Parker	1	(0-1)
5 Magill, Grant	1	(0-1)
21 Beck, Aaron	1	(1-0)
17 Rivera, Miguel	1	(1-0)
3RD SPOT:		
2 Urdaneta, Josue	10	(7-3)
11 Gines, Diego	3	(1-2)
25 Sears, Mike	2	(1-1)
CLEANUP:		
11 Gines, Diego	11	(8-3)
17 Rivera, Miguel	3	(1-2)
20 Ross, Sean	1	(0-1)
5TH SPOT:		
3 Hernandez, Luis	5	(2-3)
20 Ross, Sean	3	(1-2)
17 Rivera, Miguel	2	(2-0)
27 Stinson, Parker	2	(2-0)
21 Beck, Aaron	2	(1-1)
24 Hicks, Connor	1	(1-0)
6TH SPOT:		
20 Ross, Sean	5	(5-0)
21 Beck, Aaron	4	(2-2)
10 Nelson, Tyler	2	(1-1)
2 Urdaneta, Josue	1	(1-0)
3 Hernandez, Luis	1	(0-1)
8 Diaz, Randall	1	(0-1)
25 Sears, Mike	1	(0-1)
7TH SPOT:		
27 Stinson, Parker	6	(5-1)
7 Thompson, Isaiah	4	(2-2)
10 Nelson, Tyler	1	(1-0)
20 Ross, Sean	1	(1-0)
15 Gergely, Seth	1	(0-1)
8 Diaz, Randall	1	(0-1)
11 Gines, Diego	1	(0-1)
8TH SPOT:		
5 Magill, Grant	4	(2-2)
8 Diaz, Randall	3	(2-1)
15 Gergely, Seth	2	(2-0)
10 Nelson, Tyler	2	(1-1)
27 Stinson, Parker	1	(0-1)
3 Hernandez, Luis	1	(1-0)
20 Ross, Sean	1	(0-1)
25 Sears, Mike	1	(1-0)
9TH SPOT:		
5 Magill, Grant	7	(6-1)
15 Gergely, Seth	4	(2-2)
10 Nelson, Tyler	2	(0-2)
4 Kido, Joe	1	(1-0)
8 Diaz, Randall	1	(0-1)

## 2021 INDIANA STATE BASEBALL TEAM GAME HIGHS

## Batting

At bats:	48	-	vs Minnesota Gophers (Feb 26, 2022 at Fort Myers, Fla.)
Runs scored:	16	-	vs Minnesota Gophers (Feb 26, 2022 at Fort Myers, Fla.)
Hits:	22	-	vs Minnesota Gophers (Feb 26, 2022 at Fort Myers, Fla.)
RBI's:	16	-	vs Minnesota Gophers (Feb 26, 2022 at Fort Myers, Fla.)
Doubles:	4	-	vs Ohio State (Feb 20, 2022 at Port Charlotte, Fla.)
Tripled:	1	-	vs Minnesota Gophers (Feb 26, 2022 at Fort Myers, Fla.)
	1	-	vs Michigan (Mar 06, 2022 at Greenville, N.C.)
	1	-	at Wright State (Mar 11, 2022)
Home runs:	3	-	vs SEMO (Mar 15, 2022)
Total bases:	30	-	vs Minnesota Gophers (Feb 26, 2022 at Fort Myers, Fla.)
Walks:	7	-	vs Merrimack (Feb 25, 2022 at Port Charlotte, Fla.)
	7	-	vs Minnesota Gophers (Feb 27, 2022 at Fort Myers, Fla.)
Strikeouts:	13	-	at East Carolina (Mar 04, 2022)
Sac hits:	2	-	vs Marshall (Feb 20, 2022 at Port Charlotte, Fla.)
Sac flies:	2	-	vs Michigan (Mar 06, 2022 at Greenville, N.C.)
Stolen bases:	3	-	at East Carolina (Mar 04, 2022)
Hit by pitch:	5	-	vs Merrimack (Feb 25, 2022 at Port Charlotte, Fla.)
Caught stealing:	1	-	at Wright State (Mar 10, 2022)
Runners LOB:	15	-	vs Merrimack (Feb 25, 2022 at Port Charlotte, Fla.)
Hit into DP:	2	-	vs BYU (Feb 18, 2022 at Port Charlotte, Fla.)
	2	-	vs Maryland (Mar 05, 2022 at Greenville, N.C.)
	2	-	at Wright State (Mar 10, 2022)

## Fielding

Putouts:	27	-	(11 times )
Assists:	14	-	vs Minnesota Gophers (Feb 26, 2022 at Fort Myers, Fla.)
Errors:	3	-	vs Ohio State (Feb 19, 2022 at Port Charlotte, Fla.)
Passed balls:	2	-	vs Ohio State (Feb 19, 2022 at Port Charlotte, Fla.)
DPS turned:	2	-	vs BYU (Feb 18, 2022 at Port Charlotte, Fla.)
	2	-	vs Merrimack (Feb 25, 2022 at Port Charlotte, Fla.)

## Pitching

Innings pitched:	9.0	-	(11 times )
Runs allowed:	12	-	vs Maryland (Mar 05, 2022 at Greenville, N.C.)
Earned runs:	12	-	vs Maryland (Mar 05, 2022 at Greenville, N.C.)
Walks allowed:	7	-	vs Ohio State (Feb 20, 2022 at Port Charlotte, Fla.)
Strikeouts:	15	-	vs Merrimack (Feb 25, 2022 at Port Charlotte, Fla.)
Hits allowed:	15	-	vs Maryland (Mar 05, 2022 at Greenville, N.C.)
Doubles allowed:	5	-	at Wright State (Mar 13, 2022)
Tripled allowed:	2	-	vs Ohio State (Feb 19, 2022 at Port Charlotte, Fla.)
Homers allowed:	3	-	vs Maryland (Mar 05, 2022 at Greenville, N.C.)
Wild pitches:	3	-	at Wright State (Mar 10, 2022)
Hit batters:	4	-	vs Ohio State (Feb 19, 2022 at Port Charlotte, Fla.)

## 2022 INDIANA STATE BASEBALL INDIVIDUAL GAME HIGHS

## Batting

At bats:	6	-	Gines, Diego vs Merrimack (Feb 25, 2022 at Port Charlotte, Fla.)
	6	-	Urdaneta, Josue vs Minnesota Gophers (Feb 26, 2022 at Fort Myers, Fla.)
Runs scored:	4	-	Schaffer, Jordan vs SEMO (Mar 15, 2022)
Hits:	4	-	(4 times )
RBI:	5	-	Gines, Diego vs SEMO (Mar 15, 2022)
Doubles:	1	-	(26 times )
triples:	1	-	Ross, Sean vs Minnesota Gophers (Feb 26, 2022 at Fort Myers, Fla.)
	1	-	Hernandez, Luis vs Michigan (Mar 06, 2022 at Greenville, N.C.)
	1	-	Urdaneta, Josue at Wright State (Mar 11, 2022)
Home runs:	2	-	Urdaneta, Josue vs SEMO (Mar 15, 2022)
Total bases:	8	-	Urdaneta, Josue vs SEMO (Mar 15, 2022)
Walks:	3	-	Gines, Diego vs Maryland (Mar 05, 2022 at Greenville, N.C.)
Strikeouts:	3	-	Beck, Aaron vs Ohio State (Feb 20, 2022 at Port Charlotte, Fla.)
	3	-	Stinson, Parker at East Carolina (Mar 04, 2022)
Sac hits:	1	-	(5 times )
Sac flies:	1	-	Gines, Diego vs Michigan (Mar 06, 2022 at Greenville, N.C.)
	1	-	Diaz, Randall vs Michigan (Mar 06, 2022 at Greenville, N.C.)
	1	-	Gines, Diego vs SEMO (Mar 15, 2022)
Stolen bases:	1	-	(11 times )
Hit by pitch:	3	-	Schaffer, Jordan vs Ohio State (Feb 19, 2022 at Port Charlotte, Fla.)
Caught stealing:	1	-	Stinson, Parker at Wright State (Mar 10, 2022)
Runners LOB:	5	-	(4 times )

## Fielding

Putouts:	14	-	Magill, Grant vs Merrimack (Feb 25, 2022 at Port Charlotte, Fla.)
	14	-	Gines, Diego at Wright State (Mar 11, 2022)
Assists:	5	-	Schaffer, Jordan vs BYU (Feb 18, 2022 at Port Charlotte, Fla.)
	5	-	Urdaneta, Josue at Wright State (Mar 11, 2022)
	5	-	Urdaneta, Josue at Wright State (Mar 13, 2022)
Errors:	1	-	(14 times )
Passed balls:	2	-	Magill, Grant vs Ohio State (Feb 19, 2022 at Port Charlotte, Fla.)

## Pitching

Innings pitched:	7.0	-	Jachec, Matt vs Minnesota Gophers (Feb 26, 2022 at Fort Myers, Fla.)
	7.0	-	Jachec, Matt at Wright State (Mar 11, 2022)
Runs allowed:	7	-	Parisi, Jack vs Ohio State (Feb 19, 2022 at Port Charlotte, Fla.)
Earned runs:	6	-	Parisi, Jack vs Ohio State (Feb 19, 2022 at Port Charlotte, Fla.)
	6	-	Parisi, Jack vs Maryland (Mar 05, 2022 at Greenville, N.C.)
Walks allowed:	4	-	Cabrera, Jose vs Ohio State (Feb 20, 2022 at Port Charlotte, Fla.)
	4	-	Richter, Raine at Wright State (Mar 10, 2022)
	4	-	Parisi, Jack at Wright State (Mar 13, 2022)
Strikeouts:	13	-	Parisi, Jack vs Merrimack (Feb 25, 2022 at Port Charlotte, Fla.)
Hits allowed:	8	-	Parisi, Jack vs Ohio State (Feb 19, 2022 at Port Charlotte, Fla.)
	8	-	Jachec, Matt at East Carolina (Mar 04, 2022)
	8	-	Parisi, Jack vs Maryland (Mar 05, 2022 at Greenville, N.C.)
Doubles allowed:	3	-	Parisi, Jack at Wright State (Mar 13, 2022)
Triples allowed:	2	-	Parisi, Jack vs Ohio State (Feb 19, 2022 at Port Charlotte, Fla.)
Homers allowed:	2	-	Hurth, Joey vs Marshall (Feb 20, 2022 at Port Charlotte, Fla.)



## 2022 INDIANA STATE BASEBALL TEAM AMONG NCAA/MISSOURI VALLEY LEADERS

Statistic	National Rank	Conference Rank	Value	National Leader	Value	Conference Leader	Value
Base on Balls (293 ranked)	195	5	57	Texas Tech	127	Southern Ill.	88
Batting Average (293 ranked)	15	1	0.321	Tennessee	0.353	Indiana St.	0.321
Double Plays (292 ranked)	199	8	7	New Mexico	22	Evansville	15
Double Plays Per Game (293 ranked)	215	8	0.47	New Mexico	1.29	Evansville	0.88
Doubles (292 ranked)	151	5	26	Tennessee	56	Southern Ill.	43
Doubles Per Game (293 ranked)	149	5	1.73	Tennessee	3.29	Southern Ill.	2.53
Earned Run Average (293 ranked)	145	5	5.19	North Carolina	1.66	DBU	4.00
Fielding Percentage (293 ranked)	76	4	0.974	Notre Dame	0.992	Illinois St.	0.984
Hit Batters (293 ranked)	228	6	13	Alcorn	41	Missouri St.	21
Hit by Pitch (293 ranked)	20	1	30	FGCU	47	Indiana St.	30
Hits (293 ranked)	28	1	178	Tennessee	208	Indiana St.	178
Hits Allowed Per Nine Innings (293 ranked)	169	4	9.71	Notre Dame	5.58	DBU	7.75
Home Runs (292 ranked)	115	5	13	Tennessee	46	Missouri St.	30
Home Runs Per Game (293 ranked)	123	6	0.87	Tennessee	2.71	Missouri St.	2.00
On Base Percentage (293 ranked)	39	1	0.411	Tennessee	0.474	Indiana St.	0.411
Runs (293 ranked)	71	3	117	Tennessee	204	Southern Ill.	141
Sacrifice Bunts (255 ranked)	117	2	5	Jackson St. Wofford	22 22	Bradley	6
Sacrifice Flies (277 ranked)	216	7	3	Auburn	16	Southern Ill.	10
Scoring (293 ranked)	55	3	7.8	Tennessee	12.0	Southern Ill.	8.3
Shutouts (58 ranked)				Virginia	5	DBU Southern Ill.	2 2
Slugging Percentage (293 ranked)	84	4	0.449	Tennessee	0.712	Missouri St.	0.537
Stolen Bases (289 ranked)	208	5	11	Texas Southern	74	DBU	31
Stolen Bases Per Game (292 ranked)	205	5	0.73	Texas Southern	4.93	DBU	1.94
Strikeout-to-Walk Ratio (293 ranked)	58	1	2.67	UConn	5.19	Indiana St.	2.67
Strikeouts Per Nine Innings (293 ranked)	118	3	9.3	Florida St.	13.3	Valparaiso	10.3
Triple Plays (1 ranked)				Lafayette	1		
Triples (239 ranked)	123	3	3	Louisville	15	Valparaiso	6
Triples Per Game (278 ranked)	141	3	0.20	Coppin St.	0.93	Valparaiso	0.50
WHIP (293 ranked)	125	4	1.47	UCLA	0.93	DBU	1.36
WL Pct (288 ranked)	96	2	0.600	Purdue	1.000	Southern Ill.	0.765
Walks Allowed Per Nine Innings (293 ranked)	53	2	3.49	Southern Miss.	1.94	Evansville	3.34

## 2022 INDIANA STATE BASEBALL INDIVIDUALS AMONG NCAA/MISSOURI VALLEY LEADERS

Statistic	Player	National Rank	Conference Rank	Value	National Leader	Value	Conference Leader	Value
Base on Balls (101 ranked)					Jordan Vujovich, San Francisco	21	Cody Cleveland, Southern Ill.	16
Base on Balls Per Game (140 ranked)					David McCabe, Charlotte	1.42	Cody Cleveland, Southern Ill.	0.94
Batting Average (250 ranked)	Josue Urdaneta Sean Ross	72 73	3 4	0.418 0.417	Nathan Chong, Saint Mary's (CA)	0.543	J.T. Weber, Southern Ill.	0.431
Complete Games (11 ranked)					10 players tied	2	Trent Turzenski, Valparaiso	1
Doubles (111 ranked)					Brooks Lee, Cal Poly	12	Kaeber Rog, Southern Ill.	8
Doubles Per Game (137 ranked)					Brooks Lee, Cal Poly	0.75	Kaeber Rog, Southern Ill.	0.47
Earned Run Average (200 ranked)	Jake Ridgway	95	2	1.72	Connor Staine, UCF Blake Purnell, Florida Owen Coady, Penn	0.00 0.00 0.00	Jacob Meador, DBU	0.44
Games Started (22 ranked)	Matt Jachec Jack Parisi	22 22	3 3	4 4	Campbell Ellis, VCU Leo Perez, A&M-Corpus Christi	6 6	Noah Farmer, Southern Ill. Grant Jausel, Bradley	5 5
Hit Batters (126 ranked)	Jack Parisi	52	2	5	Evan Wilde, Niagara	14	Forrest Barnes, Missouri St.	9
Hit By Pitch Per Game (121 ranked)	Jordan Schaffer	2	1	0.73	Lincoln Riley, Eastern Ill.	0.79	Jordan Schaffer, Indiana St.	0.73
Hit by Pitch (98 ranked)	Jordan Schaffer	1	1	11	5 players tied	11	Jordan Schaffer, Indiana St.	11
Hits (135 ranked)	Josue Urdaneta	20	2	28	Daniel Susac, Arizona	33	J.T. Weber, Southern Ill.	31
Hits Allowed Per Nine Innings (149 ranked)					Connor Staine, UCF	1.99	Jacob Meador, DBU	4.35
Hits Per Game (142 ranked)	Josue Urdaneta Sean Ross Jordan Schaffer	15 88 142	1 5 8	1.87 1.54 1.47	Dom Toso, Richmond	2.29	Josue Urdaneta, Indiana St.	1.87
Home Runs (113 ranked)					Brad Malm, UAlbany Derek Orndorff, Liberty	10 10	Mason Hull, Missouri St. Dakota Kotowski, Missouri St. J.T. Weber, Southern Ill.	8 8 8
Home Runs Per Game (130 ranked)					Brad Malm, UAlbany	0.71	Mason Hull, Missouri St. Dakota Kotowski, Missouri St.	0.53 0.53
On Base Percentage (150 ranked)					Nathan Chong, Saint Mary's (CA)	0.639	Connor Olson, Illinois St.	0.529
Pitching Appearances (63 ranked)					Shawn Rapp, North Carolina Jay Thompson, Ga. Southern	12 12	Jared Hart, Illinois St. Kyle Rich, DBU Trey Ziegenbein, Missouri St.	8 8 8
Runs (121 ranked)	Jordan Schaffer	86	2	19	Christian Knapczyk, Louisville	31	J.T. Weber, Southern Ill.	21
Runs Batted In (146 ranked)					Jake Gelof, Virginia	38	Mason Hull, Missouri St.	26
Runs Batted In Per Game (141 ranked)	Sean Ross	84	3	1.23	Jake Gelof, Virginia	2.24	Mason Hull, Missouri St.	1.73
Runs Per Game (147 ranked)	Jordan Schaffer	66	2	1.27	Christian Knapczyk, Louisville	1.82	Kaleb Hannahs, Valparaiso	1.33
Sacrifice Bunts (98 ranked)	Josue Urdaneta	98	1	2	Tilo Skole, The Citadel	9	4 players tied	2
Sacrifice Bunts Per Game (131 ranked)					Tilo Skole, The Citadel	0.56	Nick Gile, Illinois St. Alex Ryan, Valparaiso	0.17 0.17
Sacrifice Flies (78 ranked)	Diego Gines	78	2	2	6 players tied	5	Connor O'Brien, Bradley	3
Saves (165 ranked)	Connor Fenlong Luke Patzner Joey Hurth	31 165 165	2 6 6	3 1 1	Kyle Brennan, Belmont	8	Bobby Nowak, Valparaiso	4
Slugging Percentage (250 ranked)	Sean Ross	126	6	0.688	Jake Gelof, Virginia	1.103	J.T. Weber, Southern Ill.	0.861
Stolen Bases (109 ranked)					Johnathon Thomas, Texas Southern	20	Jace Grady, DBU	7
Stolen Bases Per Game (150 ranked)					Johnathon Thomas, Texas Southern	1.33	Jace Grady, DBU	0.44
Strikeout-to-Walk Ratio (149 ranked)	Matt Jachec	36	2	9.50	Danny Garcia, Stetson Enzo Stefanoni, UConn Peyton Wigginton, Middle Tenn.	0.00 0.00 0.00	Shane Gray, Evansville	14.00
Strikeouts (150 ranked)	Jack Parisi	75	2	29	Brycen Mautz, San Diego	45	Colin Fields, Valparaiso	33
Strikeouts Per Nine Innings (150 ranked)	Jack Parisi	38	2	13.50	Sammy Natera, New Mexico St.	18.00	Colin Fields, Valparaiso	15.91
Total Bases (140 ranked)					Brad Malm, UAlbany	66	J.T. Weber, Southern Ill.	62
Toughest to Strike Out (148 ranked)	Jordan Schaffer	148	3	8.9	Jordan Peyton, Towson	0.0	Aidan Huggins, Illinois St.	13.0
Triples (29 ranked)					Gabe Vasquez, Texas Southern	5	Angel DiFederico, Valparaiso	2
Triples Per Game (150 ranked)					Ryan Ross, Cornell Gabe Vasquez, Texas Southern	0.33 0.33	Angel DiFederico, Valparaiso	0.17
Victories (134 ranked)	Matt Jachec Joey Hurth	19 134	1 5	3 2	Luke Wagner, Georgia	5	4 players tied	3
WHIP (150 ranked)					Gordon Ingebritson, UC Irvine	0.40	Luke Eldred, DBU	0.98
Walks Allowed Per Nine Innings (150 ranked)	Matt Jachec	17	1	0.69	Danny Garcia, Stetson Enzo Stefanoni, UConn Peyton Wigginton, Middle Tenn.	0.00 0.00 0.00	Matt Jachec, Indiana St.	0.69

## KANSAS

[illegible][illegible]