



MICHIGAN STATE

B A S E B A L L

2022 SCHEDULE/RESULTS

Overall: 3-4 (0-0 B1G) H: 0-0 A: 3-4 N: 0-0

FEBRUARY (3-1)

Fri., 18	at UNLV	L, 2-4
Sat., 19	at UNLV	W, 10-6
Sat., 19	at UNLV	W, 12-6
Sun., 20	at UNLV	W, 11-7
Sun., 27	at Abilene Christian	2 p.m. ET
Sun., 27	at Abilene Christian	5 p.m. ET
Mon., 28	at Abilene Christian	3 p.m. ET

MARCH (0-0)

Fri., 4	vs. Kansas [1]	12:05 p.m. ET
Sat., 5	vs. No. 12 Notre Dame [1]	12:05 p.m. ET
Sun., 6	vs. RV West Virginia [1]	11:05 a.m. ET
Wed., 9	vs. Clemson [2]	6 p.m.
Fri., 11	vs. Cincinnati [3]	2 p.m.
Sat., 12	vs. Western Carolina [3]	2 p.m.
Sun., 13	vs. Kansas [3]	1 p.m.
Fri., 18	HOUSTON BAPTIST	4:05 p.m.
Sat., 19	HOUSTON BAPTIST	1:05 p.m.
Sun., 20	HOUSTON BAPTIST	1:05 p.m.
Wed., 23	IPFW	4:05 p.m.
Fri., 25	ILLINOIS*	4:05 p.m.
Sat., 26	ILLINOIS*	1:05 p.m.
Sun., 27	ILLINOIS*	1:05 p.m.
Tues., 29	BOWLING GREEN	4:05 p.m.
Wed., 30	YOUNGSTOWN STATE	4:05 p.m.

APRIL (0-0)

Fri., 1	at Evansville	6 p.m.
Sat., 2	at Evansville	2 p.m.
Sun., 3	at Evansville	1 p.m.
Wed., 6	at Lansing Lugnuts [4] +	7:05 p.m.
Fri., 8	at Ohio State*	6:05 p.m.
Sat., 9	at Ohio State*	3:05 p.m.
Sun., 10	at Ohio State*	1:05 p.m.
Tues., 12	EASTERN MICHIGAN	6:35 p.m.
Wed., 13	WESTERN MICHIGAN	6:35 p.m.
Fri., 15	MICHIGAN* {ESPNU}	6:35 p.m.
Sat., 16	MICHIGAN*	4:05 p.m.
Sun., 17	MICHIGAN*	1:05 p.m.
Tues., 19	OAKLAND	6:35 p.m.
Fri., 22	at Northwestern*	4:30 p.m.
Sat., 23	at Northwestern*	3 p.m.
Sun., 24	at Northwestern* {BTN}	2 p.m.
Tues., 26	vs. Notre Dame [5]	6:35 p.m.
Fri., 29	MINNESOTA*	6:35 p.m.
Sat., 30	MINNESOTA*	4:05 p.m.

MAY (0-0)

Sun., 1	MINNESOTA*	1:05 p.m.
Fri., 6	at Penn State*	6 p.m.
Sat., 7	at Penn State*	1 p.m.
Sun., 8	at Penn State*	1 p.m.
Tues., 10	at Notre Dame	6 p.m.
Wed., 11	at Western Michigan	4:05 p.m.
Fri., 13	IOWA*	6:35 p.m.
Sat., 14	IOWA*	4:05 p.m.
Sun., 15	IOWA*	1:05 p.m.
Tues., 17	at Michigan	6 p.m.
Thur., 19	at Nebraska*	7:35 p.m.
Fri., 20	at Nebraska*	7:35 p.m.
Sat., 21	at Nebraska*	1:05 p.m.
Wed.-Sun. 22-26	B1G Tournament [6]	TBA

JUNE (0-0)

Fri.-Mon. 3-5	NCAA Regional	TBA
Fri.-Sun. 10-12	NCAA Super Regional	TBA
Fri.-Sat. 17-26	College World Series	TBA

Home games in CAPS at McLane Stadium
Times listed are ET and are subject to change.

* - B1G Game | + = Exhibition

[1] - Cambria Classic, US Bank Stadium, Minneapolis, Minn.

[2] - Fluor Field, Greenville, S.C.

[3] - First Pitch Invitational, Greenville, S.C.

[4] - Jackson Field, Lansing, Mich.

[5] - Comerica Park, Detroit, Mich.

[6] - B1G Tournament - TD Ameritrade Park - Omaha, Neb.

MICHIGAN STATE (3-4, 0-0 B1G) AT 2022 CAMBRIA COLLEGE CLASSIC

U.S. BANK STADIUM || MINNEAPOLIS, MINN.

PROBABLE PITCHING MATCH-UPS

GM 1 **Friday, March 4 - 12:05 p.m. ET / 11:05 a.m. CT**
 KU: #27 R-SR RHP Cole Larsen (0-1, 2.19 ERA)
 MSU: #24 SO LHP Nick Powers (0-1, 11.81 ERA)

GM 2 **Saturday, March 5 - 12:05 p.m. ET / 11:05 a.m. CT**
 ND: #28 G-SR LHP John Michael Bertrand (2-0, 0.69 ERA)
 MSU: #32 SR RHP Zach Iverson (0-1, 5.62 ERA)

GM 3 **Sunday, March 6 - 11:05 a.m. ET / 10:05 a.m. CT**
 WVU: #32 FR RHP Chris Sleeper (1-0, 1.00 ERA)
 MSU: #42 FR RHP Ryan Szczepaniak (1-0, 3.68 ERA)

SERIES HISTORIES

MSU vs. KU: MSU leads, 1-0

Series Notes: Only previous meeting was in 2020 (2/28/20) in Greenville, S.C., won by MSU, 8-7, on a walk-off ... first of back-to-back weekend meetings, as will play 3/13/22 in Greenville.

MSU vs. ND: MSU leads, 80-57

Series Notes: First meeting since 2019 ... Last four meetings have been 1-run games ... Saturday just 4th all-time neutral meeting, MSU leads 3-0, winning two in 1970 (Coral Gables, Fla.), once in 2011 (Dunedin, Fla.) ... First of three meetings this season.

MSU vs. WVU: MSU leads, 7-3

Series Notes: First meeting since 2010 ... Sunday is just 3rd all-time neutral match-up, MSU leads 2-0, winning in 2000 (Las Vegas) and 2010 (St. Petersburg, Fla.) ... MSU won last two and six of last eight.



MICHIGAN STATE
3-4, 0-0 B1G

Jake Boss Jr.

Head Coach

AT MSU: 362-307

14th Year

OVERALL: 386-341

15th Year



WEEKEND SCHEDULE

FRI 12:05 p.m. ET: Michigan State vs. Kansas

FRI 4:05 p.m. ET: Illinois vs. Notre Dame

FRI 8:05 p.m. ET: West Virginia vs. Minnesota

SAT 12:05 p.m. ET: Notre Dame vs. Michigan State

SAT 4:05 p.m. ET: West Virginia vs. Illinois

SAT 8:05 p.m. ET: Kansas vs. Minnesota

SUN 11:05 a.m. ET: Michigan State vs. West Virginia

SUN 3:05 p.m. ET: Kansas vs. Illinois

SUN 7:05 p.m. ET: Notre Dame vs. Minnesota

Visiting Team Listed First



KANSAS
3-4, 0-0 Big 12

Ritch Price

Head Coach

AT KU: 564-527-3

20th Year

OVERALL: 781-755-4

28th Year



No. 12 NOTRE DAME
5-1, 0-0 ACC

Link Jarret

Head Coach

AT ND: 50-16

3rd Year

OVERALL: 265-182

10th Year



RV WEST VIRGINIA
6-2, 0-0 Big 12

Randy Mazey

Head Coach

AT WVU: 269-210

10th Year

OVERALL: 455-370-2

16th Year



"Watch Live" link
 at
 MSUSpartans.com



"Live Stats" link
 at
 MSUSpartans.com



Fri: (KU Radio) "Listen Live"
 link at
 MSUSpartans.com
 Sat/Sun: None



None





2022 MICHIGAN STATE BASEBALL ROSTER

ALPHABETICAL		
NO	NAME	POS
16	Ahn, Peter	OF/INF
18	Aldridge, Gunner	INF
9	Anderson, Jacob	INF
12	Arbaugh, Aidan	LHP/OF
44	Berghorst, Adam	RHP
35	Bischoff, Kyle	RHP
34	Brockhaus, Jack	LHP
19	Broecker, Bryan	C
55	Busch, Sam	INF
17	Carson, Andrew	RHP
8	Cook, Harrison	RHP
30	Dunning, Kyle	RHP
1	Farquhar, Trent	INF
21	Frank, Jack	OF
10	Hann, Dominic	RHP
13	Hopman, Zach	LHP
32	Iverson, Zach	INF/OF/RHP
14	Jebb, Mitch	INF
2	Kark, Dillon	INF
36	Kottmeyer, Mason	RHP
7	Martin, Brian	OF/RHP
33	Mayes, Casey	OF
26	Pianto, Dominic	RHP
22	Pilat, Parker	INF
46	Powers, Nick	LHP
6	Rush, Wyatt	RHP
37	Smith, Nick	RHP
11	Sotres, Gabe	C
24	Stern, Erik	LHP
42	Szczepaniak, Ryan	RHP
20	Terres, Jayden	OF
38	Thompson, Ganin	OF
31	Tomasic, Conner	RHP/INF
15	Trahey, Reese	INF/OF
28	Vradenburg, Brock	INF
3	Walker, Zaid	OF
5	Williams, Christian	C

NUMERICAL								
NO	NAME	POS	HT	WT	YR	B/T	HOMETOWN/PREVIOUS SCHOOL	
1	Trent Farquhar	INF	5-8	177	SO	L/R	Highland, MI/Lakeland HS/Bowling Green	
2	Dillon Kark	INF	6-1	191	SO	R/R	White Lake, MI/Orchard Lake St. Mary's HS	
3	Zaid Walker	OF	6-2	206	JR	R/R	Homewood, IL/Homewood-Flossmoor HS	
5	Christian Williams	C	5-9	190	R-FR	R/R	Carmel, IN/Carmel HS	
6	Wyatt Rush	RHP	6-3	210	R-JR	R/R	Grand Ledge, MI/Grand Ledge HS/Lansing CC	
7	Brian Martin	OF/RHP	6-1	217	R-SO	R/R	Westland, MI/John Glenn HS	
8	Harrison Cook	RHP	6-5	178	SO	R/R	Solon, IA/Cedar Rapids Prairie HS/Iowa Western CC	
9	Jacob Anderson	INF	6-1	201	FR	R/R	Oakland Township, MI/Notre Dame Prep	
10	Dominic Hann	RHP	6-2	225	SO	R/R	Washington, MI/Romeo HS	
11	Gabe Sotres	C	5-10	208	R-SO	R/R	Allen Park, MI/Brother Rice HS	
12	Aidan Arbaugh	LHP/OF	6-2	177	FR	L/L	Saline, MI/Saline HS	
13	Zach Hopman	LHP	5-11	183	SO	L/L	Brighton, MI/Brighton HS	
14	Mitch Jebb	INF	6-1	176	SO	L/R	Saginaw, MI/Swan Valley HS	
15	Reese Trahey	INF/OF	6-3	189	JR	L/R	West Bloomfield, MI/Brother Rice HS	
16	Peter Ahn	OF/INF	6-2	187	R-JR	L/R	Delafield, WI/Marquette University HS	
17	Andrew Carson	RHP	6-2	187	JR	R/R	Rochester, MI/Stoney Creek HS/Lansing CC	
18	Gunner Aldridge	INF	6-2	171	FR	L/R	Lake Orion, MI/Lake Orion HS	
19	Bryan Broecker	C	6-2	197	R-FR	R/R	Chicago, IL/Notre Dame College Prep	
20	Jayden Terres	OF	5-10	191	FR	R/R	Tyler, TX/IMG Academy	
21	Jack Frank	OF	5-11	201	SO	L/L	Strongsville, OH/Strongsville HS	
22	Parker Pilat	INF	6-3	200	SO	R/R	Rochester Hills, MI/Detroit Country Day HS/Wake Forest	
24	Erik Stern	LHP	6-7	202	FR	L/L	Akron, OH/Walsh Jesuit HS	
26	Dominic Pianto	RHP	6-2	177	R-FR	R/R	Hendersonville, TN/Pope John Paul II HS/Furman	
28	Brock Vradenburg	INF	6-7	232	SO	L/R	Pasadena, CA/Maranatha HS	
30	Kyle Dunning	RHP	6-2	194	SO	R/R	Tacoma, WA/Enumclaw HS/Tacoma CC	
31	Conner Tomasic	RHP/INF	6-1	177	JR	R/R	Schererville, IN/Lake Central HS/South Suburban CC	
32	Zach Iverson	INF/OF/RHP	6-3	210	SR	L/R	Charlotte, NC/Providence Day HS	
33	Casey Mayes	OF	6-1	215	JR	L/R	Wichita, KS/Andover HS	
34	Jack Brockhaus	LHP	6-7	231	JR	L/L	Birmingham, MI/Brother Rice HS/Kalamazoo College	
35	Kyle Bischoff	RHP	6-2	211	G-SR	R/R	Macomb, MI/Eisenhower HS/Toledo	
36	Mason Kottmeyer	RHP	6-6	197	R-FR	R/R	North Aurora, IL/Kaneland HS	
37	Nick Smith	RHP	6-3	206	SO	R/R	Waunakee, WI/Waunakee HS	
38	Ganin Thompson	OF	6-7	237	R-FR	R/R	Sioux Falls, SD/Washington HS	
42	Ryan Szczepaniak	RHP	6-3	221	FR	R/R	Woodhaven, MI/Woodhaven HS	
44	Adam Berghorst	RHP	6-6	245	SO	R/R	Zeeland, MI/East HS	
46	Nick Powers	LHP	6-1	205	SO	R/L	Flushing, MI/Flushing HS	
55	Sam Busch	INF	6-5	229	R-FR	L/L	East Lansing, MI/East Lansing HS	

BREAKDOWN BY POSITION

PITCHERS (18: 13-RHP, 5-LHP)

6	Wyatt Rush, RHP
7	Brian Martin, RHP
8	Harrison Cook, RHP
10	Dominic Hann, RHP
12	Aidan Arbaugh, LHP
13	Zach Hopman, LHP
24	Erik Stern, LHP
26	Dominic Pianto, RHP
30	Kyle Dunning, RHP
31	Conner Tomasic, RHP
32	Zach Iverson, RHP
34	Jack Brockhaus, LHP
35	Kyle Bischoff, RHP
36	Mason Kottmeyer, RHP
37	Nick Smith, RHP
42	Ryan Szczepaniak, RHP
44	Adam Berghorst, RHP
46	Nick Powers, LHP

CATCHER (3)

5	Christian Williams
11	Gabe Sotres
19	Bryan Broecker

OUTFIELD (10)

3	Zaid Walker
12	Aidan Arbaugh
13	Zach Hopman
15	Reese Trahey
16	Peter Ahn
20	Jayden Terres
21	Jack Frank
32	Zach Iverson
33	Casey Mayes
38	Ganin Thompson

INFIELD (12)

1	Trent Farquhar
2	Dillon Kark
9	Jacob Anderson
14	Mitch Jebb
15	Reese Trahey
16	Peter Ahn
18	Gunner Aldridge
22	Parker Pilat
28	Brock Vradenburg
31	Conner Tomasic
32	Zach Iverson
55	Sam Busch

MICHIGAN STATE COACHES / STAFF

23	Jake Boss Jr., Head Coach (14th year at MSU / 15th overall)
45	Graham Sikes, Assistant Coach (Third Base Coach)
4	Mark Van Ameyde, Assistant Coach (Pitching Coach/Mound Visits)
27	Andrew Stone, Volunteer Assistant Coach (First Base Coach)
49	Ryan Krokos, Director of Operations
	Andrew Morrow, Student Assistant Coach
	Athletic Trainer: Justin Ahrens

PRONUNCIATION GUIDE = prə-nənsē-āSH(ə)n gīd

Peter Ahn = On	Dominic Pianto = Pē-on-to
Aidan Arbaugh = R-baw	Parker Pilat = Pilot
Adam Berghorst = Berg-Horst	Gabe Sotres = So-tress
Kyle Bischoff = Bishh-off	Ryan Szczepaniak = Shuh-pain-ēē-ack
Bryan Broecker = Breck-er	Conner Tomasic = Tom-uh-sick
Trent Farquhar = Far-Qwar	Jayden Terres = Tair-ess (rhymes with stair-ess)
Dominic Hann = Hann (Ann with an H)	Reese Trahey = Trey-hee
Ryan Krokos = Crow-kiss (like the flower)	Mark Van Ameyde = VAN-uh-mead
Andrew Morrow = Tomorrow minus To-	Zaid Walker = Z-eye-eed

BREAKDOWN BY CLASS

Seniors (2)
Juniors (7)
Sophomores (15)
Freshmen (13)

@MSUBaseball



FOLLOW SPARTAN BASEBALL



msuspartans.com



MichiganStateBaseball



@MSUBaseball



@MSU_Baseball

msuspartans.com

2022 TEAM LEADERS

OFFENSE*

Average	Casey Mayes	.517
Games Played	6 Tied	7
Games Started	6 Tied	7
At Bats	Trent Farquhar	32
Runs	Mitch Jebb	7
Hits	Casey Mayes	15
Doubles	Jack Frank	3
Triples	Casey Mayes	2
Home Runs	Brock Vradenburg	2
RBI	Brock Vradenburg	8
Slugging	Brock Vradenburg	.889
On-Base	Reese Trahey	.556
Walks	Mitch Jebb	7
Hit By Pitch	Peter Ahn	3
Stolen Bases	Mitch Jebb	4

* = min 10 AB

PITCHING

ERA	K.Bischoff/B.Martin	0.00
Wins	C.Tomasic/K.Dunning/	
	R.Szczepaniak	1
W-L Pct.	C.Tomasic/	
	R.Szczepaniak	1.000
Strikeouts	Zach Iverson	14
Strikeout/Looking	Zach Iverson	5
Appearances	Andrew Carson	3
Gm/Relief	Andrew Carson	3
Starts	Z.Iverson/N.Powers/	
	R.Szczepaniak	1
Saves	D.Pianto/K.Bischoff	1
Innings	Conner Tomasic	8.2

DEFENSE

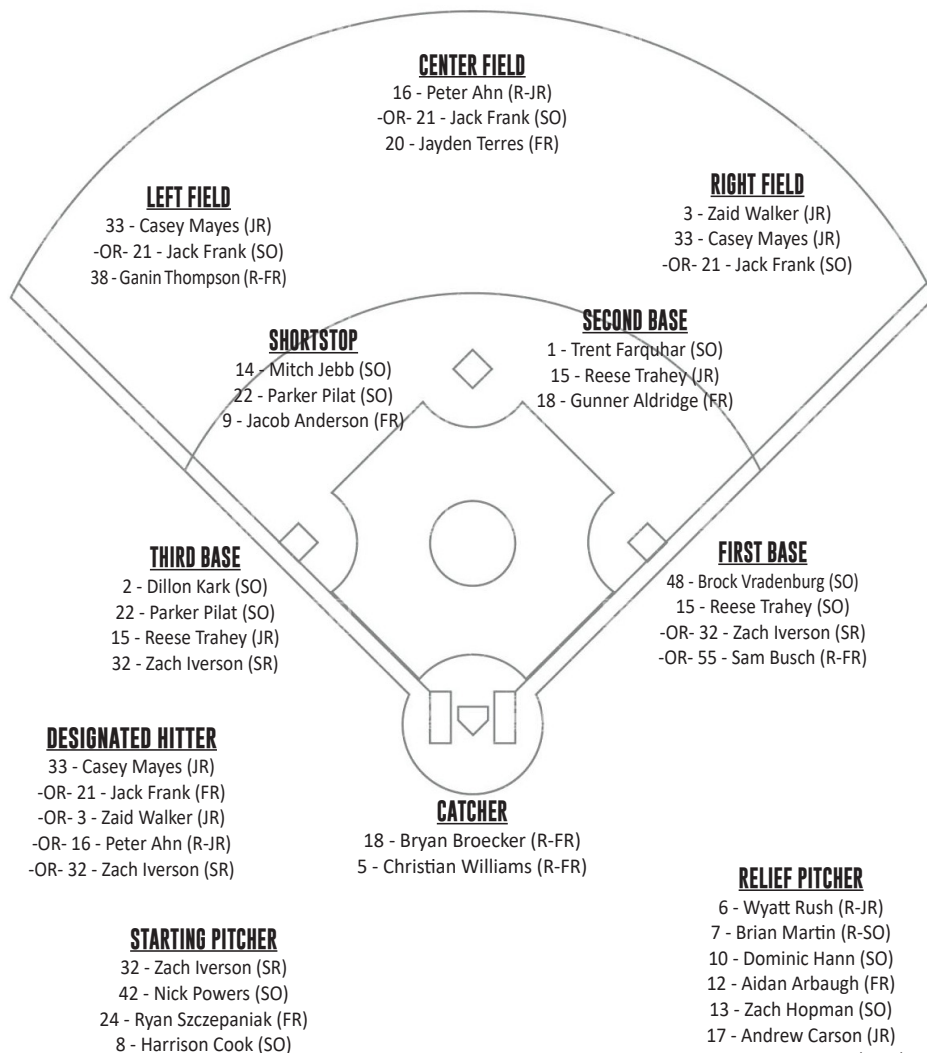
Fielding Pct.	12 Tied	1.000
Assists	Mitch Jebb	19
Fielding Double Plays	Trent Farquhar	4
Caught Stealing By	B.Broecker/C.Williams	1

SPARTANS BY THE NUMBERS

2022 2021

Overall Record:	3-4	17-27
Big Ten:	0-0	17-27
Last 5:	2-3	1-4
Last 10:	3-4	5-5
In February:	3-4	0-0
In March:	0-0	7-8
In April:	0-0	5-10
In May:	0-0	5-9
McLane Baseball Stadium:	0-0	5-11
Away:	3-4	7-9
Neutral:	0-0	5-7
Day:	3-2	13-23
Night:	0-2	4-4
vs. Left starter:	1-1	7-12
vs. Right starter:	2-3	10-15
One-Run Games:	0-0	2-5
Two-Run Games:	0-1	2-4
Five+Run Games:	1-3	6-11
Extra Innings:	0-0	0-2
Shutouts:	0-0	4-1
When Leading After 6 Inn.:	1-1	14-2
When Leading After 7 Inn.:	2-0	14-3
When Leading After 8 Inn.:	3-0	15-3
When Tied After 6 Inn.:	0-0	1-2
When Tied After 7 Inn.:	0-0	0-1
When Tied After 8 Inn.:	0-0	1-1
When Trailing After 6 Inn.:	2-3	2-23
When Trailing After 7 Inn.:	1-4	2-22
When Trailing After 8 Inn.:	0-4	0-22
When Scored in 1st Inning:	1-1	8-5
When Opp. Scores in First Inning:	0-3	2-12
When Scores First:	2-1	14-8
When Opponent Scores First:	1-3	3-19
When Out-Hit Opponent:	2-1	12-6
When Opponent Out-Hits MSU:	0-1	4-19
When Hits Tied:	1-2	1-2
First Game of DH:	1-1	1-3
Second Game of DH:	1-1	2-2
When Commit 0 Errors:	1-0	8-6
When Commit 1 Error:	1-1	4-13
When Commit 2 or More Errors:	1-3	5-8
MSU Scores 0-2 Runs:	0-3	1-10
MSU Scores 3-5 Runs:	0-1	5-11
MSU Scores 6-9 Runs:	0-0	4-6
MSU Scored 10+:	3-0	7-0
Opponent Scores 0-2 Runs:	0-0	9-1
Opponent Scores 3-5 Runs:	0-1	4-6
Opponent Scores 6-9 Runs:	3-0	4-11
Opponent Scored 10+:	0-3	0-9
Current streak: L3		
Longest winning streak: W3		
(2/18-20/22)		

MICHIGAN STATE DEPTH CHART



2022 SERIES BREAKDOWNS

BATTING

Opponent	Avg.	R	H	HR	R/G
at UNLV (4)	.333	35	49	8	8.8
at ACU (3)	.262	7	27	1	2.3

PITCHING

Opponent	ERA	R/ER	BB/K	BAA
at UNLV (4)	4.89	23/19	20/42	.271
at ACU (3)	9.38	32/25	19/34	.324

LEADING OFF... MSU HEADS TO MINNEAPOLIS TO PLAY IN CAMBRIA COLLEGE CLASSIC, FACING KANSAS, NOTRE DAME AND WEST VIRGINIA IN U.S. BANK STADIUM

• Michigan State baseball will be playing indoors this weekend when the Spartans head to Minneapolis, Minn., to play in the Cambria College Classic, hosted by Minnesota, at U.S. Bank Stadium, Friday-Sunday, March 4-6 ... MSU opens against Kansas on Friday, March 4 in a 12:05 p.m. ET / 11:05 a.m. CT first pitch ... The Spartans will then face No. 12 Notre Dame on Saturday, March 5 also in a 12:05 p.m. ET / 11:05 a.m. CT start time, before wrapping up the weekend by taking on West Virginia on Sunday, March 6 starting at 11:05 a.m. ET / 10:05 a.m. CT.

• Fans can follow this weekend's action with "Watch Live" and "Live Stats" links at MSUSpartans.com, with video streaming from Big Ten Network + ... Friday's weekend opener will also be on the radio with a "listen live" link at MSUSpartans.com, from KU's radio.

• This is the opening leg of MSU's Spring Break trip, as they'll fly from Minneapolis to Greenville, S.C. on Sunday night to spend the second leg of the trip at their home-away-from home, Fluor Field ... MSU will open action facing Clemson on Wednesday, March 9, before hosting the 2022 First Pitch Invitational, Friday-Sunday, March 11-13, playing Kansas again, along with Cincinnati and Western Carolina.

RANKED FOES

• Notre Dame is ranked in the top 13 of the four major polls: No. 12 in USA Today Coaches and D1Baseball Top 25 Poll; No. 13 in NCBWA Poll and No. 9 in Collegiate Baseball's Poll.

• West Virginia is among others receiving votes in the USA Today Coaches and NCBWA Polls, the only two major polls that have others receiving votes.

MICHIGAN STATE VS. BIG 12 HISTORY

• MSU is 13-12 all-time vs. Big 12 foes, playing Baylor (1-0), Kansas (1-0), Kansas State (0-5), Oklahoma (2-2), Oklahoma State (0-1), TCU (2-1) and West Virginia (7-3).

SPARTANS AGAINST TOURNAMENT FOES

• After not meeting in the previous 135 years of Spartan baseball, Michigan State and Kansas are squaring off for the second time in the last three seasons, first meeting in 2020 on Feb. 28, 2020, won by MSU, 8-7, on a Zach Iverson walk-off single during the 2020 MSU First Pitch Invitational in Greenville, S.C. at Fluor Field ... Friday is the first of back-to-back weekend match-ups between the Spartans and Jayhawks, as MSU and KU will meet in the 2022 edition of the MSU First Pitch Invitational back in Greenville, S.C. at Fluor Field.

• While MSU and KU have a short history, Michigan State and long-time foe Notre Dame are meeting for the 138th all-time on the diamond, with MSU holding an 80-57 advantage ... Despite the long history, Saturday is just the fourth all-time neutral site meeting, as the Spartans won two in 1970 in Coral Gables, Fla., along with once in 2011 in Dunedin, Fla. ... The last four match-ups between the Spartans and Fighting Irish have been decided by 1-run ... MSU won the last meeting, 3-2, on April 9, 2019 in South Bend, snapped a three-game ND win streak in the series, while the Spartans have won 17 of the last 22 meetings ... Saturday is the first of three meetings this season between MSU and ND, as they will also meet on April 26 at Comerica Park, home of the Detroit Tigers, and again on May 10 at South Bend.

• Michigan State and West Virginia have a fairly short history, with the Spartans leading, 7-3, and Sunday is the first meeting since 2010, in one of the two previous neutral site meetings, in St. Petersburg, Fla., won by MSU, as the Spartans won the other neutral meeting, in 2000 in Las Vegas, Nev. ... Michigan State has won the last two match-ups as well as six of the last eight overall ... Seven of the 10 meetings have been decided by two runs or less.

CASEY MAYES HAYES... HITS LIKE MAYES, RUN LIKE HAYES

Junior outfielder Casey Mayes leads MSU and ranks second in the B1G and 31st in the NCAA with a .517 average (15-of-29), leading the B1G and ranking ninth in the NCAA with the 15 hits, also ranking second in the conference and 10th in the country in hits per game (2.14) ... Mayes has at least one hit in all seven games this season and an eight-game hitting streak going back to last season ... Mayes has multiple hits in the last five contests as part of six overall in the seven games, including two outings with three hits ... With two doubles, a team-leading two triples and one home run, Mayes also leads the Spartans in extra-base hits, contributing to leading the B1G and ranking 31st in the NCAA in total bases (24).

Mayes also has also swiped three stolen bases in the seven games, ranking second on MSU and eighth in the B1G.

Mayes leads all current active Spartans with a .307 career average, while his six career stolen bases is third among current MSU players, trailing fellow junior outfielder Zaid Walker's 13 stolen bases and sophomore infielder Mitch Jebb's eight swipes.

2022 COME-FROM-BEHIND WINS

DATE	OPPONENT	DEFICIT(S)	FINAL SCORE
2/19	at UNLV	2-0 (2nd)/6-4 (6th)	W, 10-6
2/20	at UNLV	7-5 (5th)	W, 11-7

2022 GAME-WINNING RBI

DATE	OPPONENT	PLAYER	GW RBI (INN.)
2/19	at UNLV	Broecker	3-run triple (7th)
2/19	at UNLV	Vradenburg	2-run single (6th)
2/20	at UNLV	Walker	double (8th)



SLUGGIN' VRADENBURG

Sophomore infielder Brock Vradenburg leads MSU and ranks second in the B1G and 45th in the NCAA with an .889 slugging percentage with a team-leading two home runs, one triple and one double.

Vradenburg is hitting .389 overall (7-of-18) and leads MSU with eight RBI.

JEBBIN' OUT

Sophomore infielder Mitch Jebb is 11th in the B1G with a .407 average (11-of-27), and also tops the Spartans in on-base percentage (.529), boosted by a team-leading seven walks, that ranks second in the B1G, as well as fifth in walks/game (1.0) ... Jebb also leads MSU with four stolen bases.

IVERSON FIRING Ks

Senior pitcher Zach Iverson leads the Spartan pitching staff and ranks 11th in the B1G with 14 strikeouts ... Iverson also is fourth in the B1G and 31st in the NCAA in strikeouts per nine innings (15.75).

DOUBLE-DIGIT PUNCHOUTS

Along with Iverson, junior reliever Conner Tomasic and freshman starter Ryan Szczepaniak also have double-digit strikeout totals, with Tomasic firing 12 Ks, while Szczepaniak has 10 punchouts.

LEAVING LAS VEGAS IN THE GREEN, MSU STARTED 3-1 OR BETTER FOR THIRD SEASON IN A ROW

Michigan State started a season 3-1 or better through its first four games for the third-straight season ... MSU also opened 3-1 in 2021, winning the series with Maryland played at Fluor Field in Greenville, S.C., to open the 2021 Big Ten Conference only abbreviated season ... the Spartans started the 2020 season 4-0, sweeping the series with Morehead State in an all-MSU series at Shipyard Park in Charleston, S.C.

VIVA LAS VEGAS

The bright light city set the Spartan bats on fire, as MSU bashed eight home runs in the four games (2.0 per game) ... By comparison, last season the Spartans didn't knock their eighth home run of the season until the 26th game of the season ... Michigan State hit at least one home run in each of the four games, as last season's Spartan bats only had one streak of three or more games with a home run, a six-game spurt from May 13-23.

FOUR AND LONG-BALLING IN LAS VEGAS

Of the eight home runs, Michigan State hit four homers in game two of the doubleheader on Feb. 19, marking the first time that MSU hit four round-trippers in a game since raking eight at Illinois on March 26, 2017.

RAIN MEN

Of the eight Spartan home runs on the weekend, three were the first home runs for sophomore infielders Mitch Jebb and Brock Vradenburg, as well as redshirt-freshman catcher Christian Williams ... For Williams, his two-run round-tripper in the eighth inning of game two of Saturday's doubleheader was also his first hit as a Spartans.

OCEAN'S 11

MSU's pitching staff rang up 11 strikeouts in each of the Feb. 19 doubleheader games, as the Spartans started off with double-digit Ks for the third year in a row ... Michigan State finished with 42 total strikeouts for the weekend (10.5 per game).

HARD EIGHT

Of the 11 strikeouts in Feb. 19's opening game of the twinbill, junior pitcher Conner Tomasic fired eight of them in 5.0 IP of relief of sophomore starter Nick Powers ... after a little rocky start, Tomasic settled in nicely, ringing up eight strikeouts over 5.0 IP to earn his first win in his first Spartan action ... Tomasic's eight Ks led the way for the most by a Spartan pitcher over the weekend ... he rang up three punchouts in the fifth to end the Rebel rally, adding two Ks in the seventh as part of a three-up, three-down inning, the first time that MSU set UNLV down in order in the game ... Tomasic also retired the Rebels in order in the ninth, including ending the game with a KL.

2023 JERSEY COMBOS

Hat	Jersey	Pants	Record
Spartan Head	Green	Grey	0-3
Spartan Head	Green	White	0-0
Spartan Head	Anthracite	Anthracite	2-1
Spartan Head	White "Spartans"	White	0-0
Spartan Head	White "Spartan Head"	White	0-0
Spartan Head	Green	Cream	1-0
Throwback S	Green	Cream	0-0
Throwback S	Cream	Cream	0-0
Spartan Head	Gold*	White	0-0

* = Military Appreciation Day uniforms with camo print

2022 B1G PRESEASON POLL

1. Nebraska
2. Michigan
3. Iowa
4. Maryland
5. Ohio State
6. Indiana

MSU PLAYERS ON 2022 BIG TEN BASEBALL PRESEASON HONORS LIST

Trent Farquhar, 2B, SO

Mitch Jebb, SS, SO

Zaid Walker, OF, JR

2022 SPARTAN SENIORS

NO	NAME	POS
35	Kyle Bischoff	RHP
32	Zach Iverson	INF/OF/RHP



2022 SPARTAN HOME RUNS

Player (Inn.)	Date	Opp.	Type
Frank (5th)	2/18	at UNLV	Solo*
Walker (3rd)	2/19	at UNLV-G1	2-run
Vradenburg (2nd)	2/19	at UNLV-G2	Grand Slam!
Mayes (8th)	2/19	at UNLV-G2	Solo*
Williams (8th)	2/19	at UNLV-G2	2-run!
Jebb (8th)	2/19	at UNLV-G2	2-run!
Kark (8th)	2/20	at UNLV	Solo*
Vradenburg (9th)	2/20	at UNLV	2-run
Farquhar (9th)	2/27	at ACU	2-run

* = Leadoff home run

& = Into the Red Cedar River beyond RF at McLane Stadium at Kobs Field

^ = Over the Green Monster at Fluor Field

% = Over the 30' brick wall at Fisher Stadium

\$ = Walk-Off

! = First career home run

DIAMOND DEBUTS ARE FOREVER

A total of 11 Spartan players and one coach made their debuts for the Green & White, with four position players and seven pitchers seeing their first official action for MSU: redshirt-freshman catcher Bryan Broecker, redshirt-freshman infielder Sam Busch, redshirt-freshman catcher Christian Williams and sophomore infielder Parker Pilat; while on the mound, graduate senior Kyle Bischoff, junior Andrew Carson, sophomore Harrison Cook, sophomore Kyle Dunning, redshirt-freshman Dominic Pianto, freshman Ryan Szczepaniak and junior Conner Tomasic all made their Spartan debuts ... Additionally, first-year volunteer assistant coach Andrew Stone made his debut on the Spartan staff.

SCOUTING THE OPPOSITION

KANSAS

Friday is KU's second-straight game against an MSU, as the Jayhawks hosted Missouri State in KU's home-opener on Wednesday afternoon ... The visiting Bears downed spoiled the Jayhawks home-opener, 12-3, boosted by a 5-run first inning, adding six runs in the seventh, dealing Kansas its second loss in a row.

KU matches Michigan State's record with a 3-4 mark entering the weekend, after taking two of three from another Big Ten opponent, Illinois, to open the season, before losing two of three at New Orleans last weekend before Wednesday's loss to Missouri State.

Three Jayhawk regulars are hitting .300 or better, led by sophomore infielder Maui Ahuna's .429 batting, .643 slugging and .500 on-base percentages, with a team-high 12 hits and four doubles, along with KU's lone triple, and has five RBI, ranking second on the team ... Ahuna also tops KU with three of the team's four stolen bases ... redshirt-senior infielder Nolan Metcalf is hitting .360 with a team-high six RBI, while redshirt-junior outfielder Casey Burnham adds a .300 average and has drawn five walks, ranking second on the squad.

Friday's starter on the mound is slated to be redshirt-senior right-hander Cole Larsen, who brings a 0-1 record and 2.19 ERA to the U.S. Bank Stadium mound ... Larsen has a staff-leading 12.1 IP in two starts with five Ks and three walks, yielding a .235 average to the opposition ... KU's leading reliever is redshirt-senior lefty Daniel Hegarty, who has four appearances with five Ks and zero walks, with a 1-0 record and a 9.00 ERA, while redshirt-senior righty Jonah Ulane has the Jayhawks' lone save in his lone appearance.

Long-time KU head coach Ritch Price is his 20th season leading the Jayhawks, amassing a 564-527-3 record ... Price is in his 28th season as a head coach overall, accumulating a 781-755-4 mark.

NO. 12 NOTRE DAME

The nationally-ranked Fighting Irish are off to a 5-1 start, sweeping their three-games last weekend in Greenville at Fluor Field by a combined score of 45-5, routing Marist, 20-2, in the opener on Friday, before sweeping a doubleheader with Monmouth, 16-2 and 9-0, on Saturday ... Sunday's game against Marist was cancelled due to inclement weather.

Entering Notre Dame's tournament opening game against Illinois on Friday, four Irish regulars are hitting over .400 ... Graduate-senior catcher David LaManna leads the way at .538, followed by graduate-senior outfielder Ryan Cole at .500 ... Cole also leads ND with 10 hits and a .700 slugging percentage, also topping the team with five stolen bases ... Sophomore outfielder TJ Williams is hitting .455, while graduate-senior infielder Jared Miller has a .412 average.

Saturday's probable starter is graduate-senior left-hander John Michael Bertrand, who has a 2-0 mark with a paltry 0.69 ERA, with a staff-high 19 strikeouts to just one walk in a staff-high 13.0 IP, allowing a team-high eight hits, but holding the opposition to just .182 and yielding just three runs, only one earned ... Bertrand transferred to Notre Dame from Furman, where he was teammates with Spartan pitcher Dominic Pianto, before Furman discontinued its program following the 2020 season.

Graduate-senior Ryan McLinskey has Notre Dame's lone save, with two appearances, logging 4.2 IP with 10 Ks and two walks.

Link Jarrett is in his third season leading the Irish, with a 50-16 record at ND ... Jarrett is in his 10th year overall as head coach, posting a 265-182 mark.

RV WEST VIRGINIA

The Mountaineers are among others receiving votes, toting a 6-2 record into the weekend after crushing Canisius, 17-3 on Tuesday in WVU's home opener, before Friday's game against Minnesota and Saturday vs. Illinois ... MSU is West Virginia's second opponent from the Mitten State this season, as the Mountaineers opened against Central Michigan, clipping the Chips, 13-8 on Feb. 18 and 10-0 on March 20, in Conway, S.C.

2022 PLAYERS CAREER HOME RUN BREAKDOWN

PLAYER	1R	2R	3R	GS	TOTAL
33-Mayes	1	4	1	0	6
3-Walker	2	4	0	0	6
1-Farquhar	1	1	0	0	2
32-Iverson	2	0	0	0	2
16-Ahn	1	0	0	0	1
21-Frank	1	1	0	0	2
2-Kark	1	0	1	0	2
28-Vradenburg	0	1	0	1	2
41-Jebb	0	1	0	0	1
5-Williams	0	1	0	0	1



Four Mountaineer regulars are hitting over .400 entering the weekend, led by redshirt-junior catcher/infielder Dayne Leonard at .476 with 10 hits ... Sophomore catcher McGwire Holbrook adds a .471 average and shared the team-lead with three doubles ... Junior outfielder Victor Scott II is hitting .462 and tops the team with three HR and 16 RBI, adding a team-high .923 slugging percentage, as well as leading WVU with six stolen bases ... Freshman infielder J.J. Wetherholt adds a .406 mark, topping the team with 13 hits and 11 runs.

Sunday's probable starter is freshman right-hander Chris Sleeper, who has a 1-0 record with a 1.00 ERA in two starts, with six Ks and four BB in 9.0 IP, with part of a combined shutout, holding the opposition to .206 and allowing just one run ... Fifth-year senior reliever Chase Smith leads the WVU staff with five appearances, logging a 4.50 ERA in 4.0 IP, with five Ks and no walks.

Randy Mazey is in his 10th year leading WVU, mounting up a 269-210 record, as well as his 16th season as a head coach, posting a 455-370-2 overall record.

MICHIGAN STATE BASEBALL TO PLAY 56-GAME SCHEDULE IN 2022

Michigan State baseball will play a 56-game ledger in 2022, the Spartans' first full slate of games since 2019 after the previous two seasons were cut short due to COVID, playing just 12 games in 2020 before getting shut-down, and playing a Big Ten Conference-only schedule in 2021.

MSU will play 21 home games at McLane Stadium at Kobs Field, with the home-opener on Friday, March 19. The home slate is highlighted by hosting in-state rival Michigan in a three-game Big Ten Conference series, one of four B1G series at home, along with Illinois (March 25-27), Minnesota (April 29-May 1) and Iowa (May 13-15).

"We're excited to get back to a 56-game schedule after two years of having an abbreviated schedule due to COVID. Playing 24 conference games again is going to be exciting," Boss said. "We're also looking forward to having 22 home games, which features quality opponents for our terrific fans to come out and cheer us on at McLane Stadium at Kobs Field."

The Spartans' schedule includes some repeat visits to locations, as well as to some places they haven't been in a while or even completely new places.

"We're also going on the road to some places that we've been before, that are familiar to us and our current players, and we're going to some new places for them," Boss said. "UNLV is someplace we haven't been, and Michigan State hasn't been in a long time. So we're excited to go play a good program. Abilene Christian is coming off a great year and should be a heck of a challenge for us."

"Some unique experiences our guys are going to be able to have is going to Minneapolis and playing in US Bank Stadium, that is something that they're never going to forget. Going to Greenville is a staple of our schedule every year, and something that we thoroughly enjoy, getting to play Clemson this year, along with very challenging First Pitch Invitational opponents."

As announced on Nov. 16, the Crosstown Showdown between the Spartans and the Lansing Lugnuts, High-A affiliate of the Oakland Athletics, will resume in 2022, meeting up at Jackson® Field™ on April 6.

"We're excited to play in the Crosstown Showdown again, against the Lansing Lugnuts, and it's just another opportunity for our guys to experience something that they'll never forget as part of our program," Boss said.

The Crosstown Showdown is one of 15 games on the 2022 Spartan schedule in six different professional stadiums, including also facing off with Notre Dame at Comerica Park in Detroit, Michigan (April 26).

"Along with the Crosstown Showdown, another great experience for our guys is playing at Comerica Park, and this year, we're fortunate to have Notre Dame come to Detroit to meet us there," Boss said. "Playing an outstanding opponent coming off a great year, in that atmosphere, is going to be something pretty special."

Michigan State will also play at US Bank Stadium in Minneapolis (March 4-6), Fluor Field in Greenville, South Carolina (March 9-13) for neutral games. MSU will also play at Penn State, who plays at Medlar Field at Lubrano Park in State College, Pennsylvania (May 6-8) and playing at Nebraska, at Hawks Field at Haymarket Park in Lincoln, Nebraska (May 19-21).

"Every one of our guys' dreams is to go play pro baseball and to get a chance to play in those kind of environments, first of all US Bank Stadium, which is certainly unique, but an impressive venue nonetheless, being able to play at a place like Fluor Field, and a place like Jackson Field is something that is hopefully in the cards for a majority of our guys down the road. So it's a great taste the pro ball and hopefully a taste of things to come," Boss said.

MSU BASEBALL TO WEAR "JP" UNIFORM PATCH TRIBUTE TO JIM PIGNATARO

Michigan State baseball head coach Jake Boss Jr. announced Thursday that the Spartans will be wearing a "JP" patch on all of their jerseys during the 2022 season as a tribute to long-time MSU administrator Jim Pignataro, who passed away this past August.

Pignataro served as the Executive Associate Athletic Director for Student-Athlete Services at Michigan State, and he was the sport administrator for Spartan baseball.

"Jim was just a special guy to our program," Boss said. "His leadership was phenomenal, and his passion for Michigan State and our baseball program was second-to-none. He poured his heart and soul into everything that he did with our program. We're proud to honor him and his legacy. His family, his wife Alana, and his kids Alison and Jimmy, will always have a special place in our hearts and in our program. We're proud to carry Jim's spirit with us onto the field."

The JP patch is located on the back collar of all of the Spartans' game jerseys that they will wear throughout the season.

Prior to being elevated to his most recent position, Pignataro served as the Associate Athletic Director for Student-Athlete Services (2008-15) and Director of Student-Athlete Support Services (SASS) from 2002-17. He oversaw the directors of Student-Athlete Engagement, Academic Services, Athletic Training, Strength and Conditioning and Sports Nutrition in addition to serving as a sport administrator for several Spartan programs.

Pignataro served as the Assistant to the Director and Athletics Academic Coordinator at Michigan State from 1996-2000. He left MSU to serve as the Assistant Athletics Director for Academics at Eastern Michigan University from June 2000 to June 2002. Prior to his arrival at MSU he worked in Athletic Academic Services at Florida State University (1995-96) and the University of Tennessee (1994-1995).





2022 D1BASEBALL.com TOP 25 POLL

Rnk	School	Record	Last Prev. Week Rank
1	Texas	8-0	5-0 1
2	Ole Miss	6-0	3-0 3
3	Arkansas	4-2	2-1 2
4	Oklahoma State	4-2	2-1 4
5	Vanderbilt	5-2	4-0 5
6	Stanford	6-1	4-0 6
7	LSU	7-1	4-1 8
8	NC State	8-0	5-0 9
9	Mississippi State	4-3	3-1 7
10	Florida State	5-2	2-2 10
11	Arizona	7-1	4-1 11
12	Notre Dame	5-1	3-0 13
13	Oregon State	7-0	3-0 14
14	Florida	6-2	5-0 15
15	Georgia	7-0	4-0 16
16	TCU	6-1	4-0 17
17	Tennessee	7-0	4-0 18
18	Georgia Tech	7-1	4-1 19
19	Texas Tech	5-2	4-0 20
20	Liberty	6-1	4-0 21
21	Maryland*	7-0	4-0 22
22	Miami	7-1	3-1 24
23	Sacramento State	7-0	3-0 NR
24	North Carolina	6-1	3-1 NR
25	Long Beach State	2-4	0-3 12

Dropped Out: Duke (23), East Carolina (25)

As of 2/28/22

* = Big Ten Conference

Bold = 2022 MSU Opponent



2022 COLLEGIATE BASEBALL'S TOP 25 POLL

Rnk	School (Rec)	Points	Last Prev. Week Rank
1.	Texas (8-0)	497	1
2.	Stanford (6-1)	493	5
3.	LSU (7-1)	490	2
4.	Vanderbilt (5-2)	488	4
5.	Georgia (7-0)	485	17
6.	Tennessee (7-0)	484	18
7.	Oregon State (7-0)	481	19
8.	Oklahoma State (4-2)	479	3
9.	Notre Dame (5-1)	476	6
10.	Georgia Tech (7-1)	475	7
11.	Mississippi (6-0)	471	22
12.	Virginia (7-0)	469	25
13.	NC State (8-0)	467	27
14.	Arizona (7-1)	464	10
15.	Liberty (6-1)	462	12
16.	Florida (6-2)	459	13
17.	Florida State (5-2)	457	8
18.	Texas Christian (6-1)	454	14
19.	Maryland* (7-0)	453	—
20.	Arkansas (4-2)	452	23
21.	North Carolina (6-1)	450	26
22.	Miami, Fla. (7-1)	447	24
23.	Texas Tech (5-2)	445	16
24.	Mississippi State (4-3)	444	11
25.	Louisiana Tech (5-2)	441	15
26.	UC Santa Barbara (5-2)	439	20
27.	UCLA (5-3)	436	21
28.	Kentucky (7-0)	434	—
29.	Coastal Carolina (6-1)	432	—
30.	Old Dominion (5-1)	431	—

As of 2/28/22

* = Big Ten Conference

Bold = 2022 MSU Opponent



2022 NCBWA TOP 25 POLL

Rnk	School [votes]	Conf.	Record	Prev. Rank
1.	Texas	Big 12	8-0	1
2.	Ole Miss	SEC	6-0	2
3.	Stanford	Pac-12	6-1	4
4.	NC State	ACC	8-0	7
5.	LSU	SEC	7-1	6
6.	Vanderbilt	SEC	5-2	9
7.	Arkansas	SEC	4-2	3
8.	Oklahoma State	Big 12	4-2	5
9.	Oregon State	Pac-12	7-0	12
10.	Georgia	SEC	7-0	16
11.	Arizona	Pac-12	7-1	8
12.	Mississippi State	SEC	4-3	10
13.	Notre Dame	ACC	5-1	13
14.	Tennessee	SEC	7-0	15
15.	Florida State	ACC	5-2	11
16.	Florida	SEC	6-2	17
17.	TCU	Big 12	6-1	19
18.	Miami	ACC	7-1	22
19.	Georgia Tech	ACC	7-1	18
20.	Maryland*	Big Ten	7-0	25
21.	Texas Tech	Big 12	5-2	21
22.	Liberty	Atlantic Sun	6-1	24
23.	Virginia	ACC	7-0	20
24.	Sacramento State	WAC	7-0	RV
25.	UCLA	Pac-12	5-3	23
26.	Old Dominion	C-USA	5-1	28
27.	North Carolina	ACC	6-1	RV
28.	Long Beach State	Big West	2-4	14
29.	Clemson	ACC	7-0	RV
30.	Louisiana Tech	C-USA	5-2	30

Dropped Out: Duke (26), East Carolina (27), Bryant (29).

Others Receiving Votes (listed alphabetically): Alabama (5-3), Arizona State (3-4), Auburn (5-1), Baylor (3-4), Bryant (3-2), BYU (5-2), Cal Poly (4-3), Cal State Northridge (5-2), California Baptist (7-0), Campbell (1-6), Charlotte (3-3), Coastal Carolina (6-1), College of Charleston (6-1), Connecticut (5-1), Dallas Baptist (4-3), Davidson (5-1), Duke (4-3), East Carolina (2-5), FIU (6-2), Gonzaga (6-2), Indiana* (1-5), Indiana State (5-2), Kennesaw State (6-1), Kentucky (7-0), Louisville (4-3), Oklahoma (5-2), Oregon (4-3), Penn (2-1), Portland (6-1), Purdue* (8-0), Rutgers* (5-1), Saint Mary's College (7-0), San Diego (4-3), Southern Miss (5-2), Tennessee Tech (6-0), Texas A&M (5-2), Texas State (7-1), Tulane (6-1), UAB (6-1), UC Irvine (4-3), UC Santa Barbara (5-2), UCF (6-1), UTSA (6-1), Virginia Tech (6-0), Wake Forest (8-0), Washington State (5-3), **West Virginia** (5-2).

As of 2/28/22

* = Big Ten Conference

Bold = 2022 MSU Opponent



2022 COACHES' POLL

Rnk	School	Record	Points	1st	Prev.	Chg.	Hi/Lo
1	Texas	8-0	775	31	1	—	1/1
2	Mississippi	6-0	692	0	6	4	2/6
3	Stanford	6-1	683	0	5	2	3/5
4	NC State	8-0	595	0	9	5	4/9
5	Vanderbilt	5-2	570	0	2	-3	2/5
6	Arkansas	4-2	557	0	4	-2	4/6
7	LSU	7-1	544	0	7	—	7/7
8	Oklahoma State	4-2	526	0	8	—	8/8
9	Oregon State	7-0	491	0	20	11	9/20
10	Arizona	7-1	486	0	15	5	10/15
11	Tennessee	7-0	438	0	16	5	11/16
12	Notre Dame	5-1	400	0	11	-1	11/12
13	Georgia	7-0	383	0	17	4	13/17
14	Texas Christian	6-1	355	0	18	4	14/18
15	Mississippi State	4-3	310	0	3	-12	3/15
16	Florida	6-2	308	0	10	-6	10/16
17	Florida State	5-2	298	0	14	-3	14/17
18	Texas Tech	5-2	239	0	12	-6	12/18
19	Liberty	6-1	208	0	NR	17	19/NR
20	Georgia Tech	7-1	204	0	23	3	20/23
21	Maryland*	7-0	186	0	NR	—	21/NR
22	Virginia	7-0	144	0	21	-1	21/22
23	Miami	7-1	119	0	NR	3	23/NR
24	North Carolina	6-1	91	0	NR	12	24/NR
25	Sacramento State	7-0	68	0	NR	—	25/NR

Dropped Out: No. 13 East Carolina; No. 19 UC Irvine; No. 22 Dallas Baptist; No. 24 UCLA; No. 25 Duke.

Others Receiving Votes: Clemson 66; Wake Forest 50; UCLA 33; UC Irvine 22; Tulane 18; Missouri 16; Tennessee Tech 15; Long Beach State 15; East Carolina 15; Duke 14; Southern Miss 13; Coastal Carolina 13; Texas State 12; Old Dominion 12; Texas A&M 11; UAB 10; Portland 8; **West Virginia** 6; Louisiana Tech 6; Davidson 6; Saint Mary's 5; South Carolina 4; Oklahoma 4; **Michigan*** 4; Kentucky 4; Dallas Baptist 4; Belmont 4; UC Santa Barbara 3; Brigham Young 3; **Iowa*** 2; Auburn 2; SE Missouri St. 1; Purdue* 1; Pennsylvania 1; Oregon 1; Connecticut 1.

As of 2/28/22

* = Big Ten Conference

Bold = 2022 MSU Opponent



SPARTAN LEGEND BOB APISA TALKED TO TEAM PRIOR TO UNLV SERIES

Michigan State football legend Bob Apisa met with and spoke to the MSU baseball team on Thursday, Feb. 17 after the Spartans' practice at UNLV's Earl E. Wilson Stadium, and also posed for several pictures, then met each player.

Recruited by Duffy Daugherty, Apisa was a two-time All-American in 1965 and 1966 during his time at Michigan State. He was the starting fullback on back-to-back Big Ten and National Champion teams in 1965 and 1966, scoring a combined 18 touchdowns over the two seasons, and was a 1966 consensus first-team All-Big Ten selection. Apisa finished his career as MSU's most prolific rushing fullback with 1,343 yards, in addition to being a great blocker for Spartan tailbacks.

Apisa was born in American Samoa as part of eleven children, moving to Hawaii at the age of seven, and went on to earn a football scholarship at MSU, and became the first player of Samoan ancestry to be named All-American. He played in the 1966 "Game of the Century" against Notre Dame, which was also the first-ever live television sports broadcast in Hawaii. Apisa was also part of Daugherty's integration of college football, and will be part of a statue tribute as part of the upcoming renovations to the Duffy Daugherty Building for MSU Athletics in the upcoming.

In 2017, Apisa was inducted into the Michigan State Athletics Hall of Fame. In 2018, he was inducted into the Polynesian Football Hall of Fame.

After football, Apisa went into acting, and was in the Sandlot (home plate umpire), as well as many other roles, including movies (Hard Target and The Nutty Professor), and television (Magnum P.I., Hawaii 5-0 and Airwolf).

Apisa's grandson, Jacob Isaia, was a three-year letterwinner on the Spartan football team, playing offensive line. Apisa resides in Las Vegas.

THREE SPARTANS GARNER BIG TEN PRESEASON PLAYERS TO WATCH RECOGNITION

Farquhar, Jebb, Walker collect kudos ahead of Friday's season-opener.

Three Michigan State baseball players earned Big Ten Preseason Players to Watch honors, as the conference announced its preseason honors list and preseason poll on Thursday, ahead of Friday's 2022 season-opening action.

The conference coaches voted on the top six teams and also selected three student-athletes from their own squads to a Preseason Honors list.

Sophomore infielders Trent Farquhar and Mitch Jebb were joined by junior outfielder Zaid Walker in earning preseason honors.

Farquhar, a native of Highland, Mich., earned the Danny Litwhiler Defensive Player of the Year MSU team award last season, as he made 38 starts, with 37 coming at second base and one at shortstop, posting 100 assists, 85 putouts. He was a part of 21 double plays, as MSU led the Big Ten with 41 double plays turned, ranking 45th in the NCAA, as well as leading the B1G and ranking 11th in the NCAA with 0.93 double plays per game. He posted a season-high seven assists vs. Penn State on April 9, the most by an individual fielder during the season, including having at least three putouts in 14 games, including a season-high five vs. Nebraska on April 23.

At the plate, Farquhar was the Spartans' leadoff batter in 32 games, hitting .272, including sharing the team-lead and ranking tied for 21st in the B1G in doubles with 10. He also tied for third on the team with total extra base hits with 12 on 10 doubles, one triple, and one home run, belting first collegiate home run in the Purdue game on April 12, blasting a solo shot down the right field line and into the Red Cedar River. Farquhar led MSU with a .381 on-base percentage, ranking second on the team and tied for 14th in the B1G with 24 walks, as well as ranking tied for second on the team with four hit-by-pitch.

Farquhar had a team-high 18-game on-base streak, reaching base in every game that he had an at bat from March 12-April 12, snapping the

streak on April 16 by not reaching base at Illinois. He finished the 2021 season logging at least one hit in 12 of the last 16 games, having a five-game hit streak halted without a hit on May 8, but bounced back with three hits on May 9 and two knocks on May 14, then adding three hits on May 21 at Rutgers. For the season, his longest hitting streak was seven games (March 12-21), finishing with at least one hit in 28 of 39 games with an at bat. Farquhar was tied for second on the team with 11 multiple hit games, including a team-best tying nine games with two hits, as well as two games with a season-high three hits, coming on May 9 vs. Michigan, then matching it on May 21 at Rutgers. The sophomore infielder also had three multi-RBI games, which tied for third on the team, with three games with two ribbies each, most recently on April 25 vs. Nebraska.

Jebb, a native of Saginaw, Mich., was named to Big Ten All-Freshman Team last season after he posted a .276 average, sharing the team lead with two triples as part of ranking second on the team in hits (45). He also ranked third on the team with 44 starts, just one of five Spartans to play in 40+ games, missing just one game in the 2021 season.

Last season, Jebb also shared the team lead in doubles (10), while also ranking third in total bases (59), tied for third in extra-base hits with 12 on 10 doubles and two triples, fourth in runs scored (25), tied for fourth in stolen bases (4) and tied for sixth in RBI (15). He also ranked second on squad with 11 multi-hit outings, logging nine games with two hits apiece to go with season-high three hits in two contests.

With four multiple RBI games, Jebb also ranked third on MSU. He also tied for the second-longest hitting streak of the season at eight, from March 28-April 12, while ranking tied for fifth on the team in reached base streak at eight over the same span. Jebb logged a seven-game hitting streak to close out the season (May 16-30), with four multi-hit outings in that six-game span, going 12-for-28 (.429) with four doubles and two RBI.

In the field, Jebb was the Spartans' primary shortstop all season long, making all 44 of starts at short. He made 62 putouts and had a team-high 125 assists, along with being a part of 33 of MSU's 41 double plays, as the Spartans shared the B1G-lead and were tied for 11th in the NCAA in double plays per game (0.93), with the 41 DPs ranking second in the B1G.

A native of Homewood, Ill., Walker is looking to build off a successful 2021 season that saw him earn Third Team All-Big Ten accolades, as well as selected as the John Kobs Most Valuable Player Award recipient as well as the Kirk Gibson Offensive Player of the Year MSU team awards.

Last season, Walker was one of two Spartans to start and play in all 44 games, along with outfielder Bryce Kelley. Hed MSU and ranked 22nd in the B1G with a .308 average, also leading the team and ranking 20th in the B1G with 31 RBI. Additionally, Walker led the team in hits (52), runs scored (29) and total bases (71), while ranking second on the team in stolen bases (7), third in both home runs (3) and on-base percentage (.367), and fifth in slugging percentage (.420). He also tied for third in total extra base hits with 12 on eight doubles, one triple and three home runs. In the 44-game season, Walker had at least one hit in 31 of the 44 games played, and also led the team with 14 multiple hit games, with two hits in eight games, three hits in five games, and shared the team-high for most hits in a game this season with four, coming vs. Northwestern on March 13 at Greenville.

Walker also led MSU with nine multiple RBI games, logging five games with two RBI and four games with three RBI. He had a stretch of three RBI twice in three games, April 11 vs. Purdue and April 16 at Illinois, also logging three ribbies on March 6 vs. Maryland.



Walker garnered the first Big Ten Player of the Week honors of his career on March 10 for his performance in the opening weekend after hitting a team-leading .462 (6-13), with five RBI and one double, logging a .538 slugging percentage and scoring three runs in helping MSU win three of four games against Maryland in Greenville in the opening weekend of the season. He had at least one hit in all four games, including going 3-for-3 with three RBI and two runs scored in MSU's 7-4 win in game one of the March 6 doubleheader, and also beat out an infield single to keep Michigan State's rally going in the seventh inning of the March 6 nightcap of the twinbill, to drive in what turned out to be the game-winning run, completing the Spartans' comeback after a 4-0 lead by Maryland, in the 5-4 Victory for MSU.

Walker also owned the longest hitting streak of the season, hitting safely in nine-straight games (March 13-27), and also owned the second-longest reached base streak of 14 in a row (March 13-April 9).

In the outfield, he tallied 77 putouts and four assists, including robbing a home run vs. Northwestern on March 13 in Greenville, and a pair of nice sliding catches in the same inning of the game vs. Iowa on May 29, snaring the first and third outs of the sixth inning.

UP NEXT:

- Michigan State continues the second leg of its Spring Break trip, flying from Minneapolis to Greenville, S.C. on Sunday night to spend the second leg of the trip at their home-away-from home, Fluor Field ... MSU will open action facing Clemson on Wednesday, March 9, before hosting the 2022 First Pitch Invitational, Friday-Sunday, March 11-13, playing Kansas for the second-straight weekend, along with Cincinnati and Western Carolina.

The Spartans will tangle with the Bearcats of Cincinnati on Friday, March 11 in a 2 p.m. first pitch, followed by taking on Western Carolina on Saturday, March 12, also in a 2 p.m. start time, before wrapping up the weekend on Sunday, March 13 against Kansas in a 1 p.m. first pitch.



STANDINGS & PLAYER OF THE WEEK AWARDS

	Big Ten				Overall		
	W-L	Pct.	GB		W-L	Pct.	Strk
Maryland	0-0	0	-		7-0	1.000	W7
Maryland	0-0	0	-		8-0	1.000	W8
Purdue	0-0	0	-		9-0	1.000	W9
Rutgers	0-0	0	-		6-1	0.857	W3
Michigan	0-0	0	-		6-3	0.667	W1
Iowa	0-0	0	-		4-3	0.571	L3
Penn State	0-0	0	-		3-4	0.429	W1
Michigan State	0-0	0	-		3-4	0.429	L3
Ohio State	0-0	0	-		3-5	0.375	L5
Illinois	0-0	0	-		2-4	0.333	L2
Minnesota	0-0	0	-		3-7	0.300	L1
Indiana	0-0	0	-		2-5	0.286	W1
Nebraska	0-0	0	-		1-6	0.143	L4
Northwestern	0-0	0	-		1-7	0.125	L2

Through March 2 Games - as of 3/3/22

2022 Big Ten Baseball Players of the Week

Feb. 23 PL: Matt Shaw, So., MD
P: Adam Mazur, So., IOWA
F: Keaton Anthony, Fr., IOWA

March 2 PL: Matt Wood, Jr., PSU
P: Adam Mazur, So., IOWA
F: Sean Sullivan, Fr., NU



MICHIGAN STATE IN NCAA TEAM STAT RANKINGS

NCAA Statistics

Michigan St. - 2021-22 Baseball Ranking Summary thru games 02/28/2022

Statistic	National Rank	Conference Rank	Value	National Leader	Value	Conference Leader	Value
Base on Balls (289 ranked)	210	11	23	Tennessee	71	Michigan	46
Batting Average (291 ranked)	48	2	0.304	Tennessee	0.395	Rutgers	0.348
Double Plays (287 ranked)	45	3	6	Gonzaga New Mexico	12 12	Penn St. Purdue	7 7
Double Plays Per Game (287 ranked)	59	4	0.86	Arkansas Gonzaga New Mexico	1.50 1.50 1.50	Penn St. Rutgers	1.00 1.00
Doubles (291 ranked)	86	7	14	NC State	28	Rutgers	24
Doubles Per Game (290 ranked)	90	6	2.00	Rutgers	4.00	Rutgers	4.00
Earned Run Average (291 ranked)	214	10	6.71	Texas	0.50	Maryland	1.71
Fielding Percentage (291 ranked)	242	12	0.950	Long Beach St.	0.995	Rutgers	0.986
Hit Batters (290 ranked)	57	3	12	Niagara	25	Minnesota	19
Hit by Pitch (280 ranked)	208	10	5	LSU	27	Purdue	23
Hits (291 ranked)	43	2	76	NC State	120	Rutgers	81
Hits Allowed Per Nine Innings (291 ranked)	226	11	10.98	Iowa	3.64	Iowa	3.64
Home Runs (259 ranked)	34	2	9	Tennessee	24	Minnesota	10
Home Runs Per Game (282 ranked)	38	1	1.29	Tennessee	3.43	Michigan Michigan St. Ohio St.	1.29 1.29 1.29
On Base Percentage (291 ranked)	126	5	0.370	Tennessee	0.534	Rutgers	0.451
Runs (291 ranked)	128	6	42	Tennessee	117	Purdue	66
Sacrifice Bunts (168 ranked)				Jackson St. The Citadel	13 13	Nebraska Purdue	4 4
Sacrifice Flies (209 ranked)	86	5	3	Tennessee	10	Purdue	6
Scoring (291 ranked)	132	6	6.0	Tennessee	16.7	Rutgers	9.3
Shutouts (21 ranked)				Belmont Stanford Texas	4 4 4	Maryland Rutgers	2 2
Slugging Percentage (291 ranked)	31	1	0.500	Tennessee	0.835	Michigan St.	0.500
Stolen Bases (268 ranked)	41	2	13	Texas Southern	46	Purdue	35
Stolen Bases Per Game (283 ranked)	46	2	1.86	Texas Southern	5.11	Purdue	4.38
Strikeout-to-Walk Ratio (291 ranked)	147	5	1.95	Southern Miss.	6.46	Iowa	3.00
Strikeouts Per Nine Innings (291 ranked)	28	2	11.6	Virginia	14.9	Iowa	13.9
Triple Plays (1 ranked)				Lafayette	1		
Triples (125 ranked)	15	1	4	Arizona Coppin St. McNeese	8 8 8	Michigan St.	4
Triples Per Game (191 ranked)	19	1	0.57	Notre Dame	1.17	Michigan St.	0.57
WHIP (291 ranked)	230	10	1.88	Tennessee	0.75	Iowa	0.92
WL Pct (268 ranked)	156	6	0.429	17 teams tied	1.000	Maryland Purdue	1.000 1.000
Walks Allowed Per Nine Innings (291 ranked)	235	10	5.95	Texas A&M	1.71	Maryland	3.14



MICHIGAN STATE IN NCAA INDIVIDUAL STAT RANKINGS

Statistic	Player	National Rank	Conference Rank	Value	National Leader	Value	Conference Leader	Value
Base on Balls (150 ranked)	Mitch Jebb	81	2	7	Joe Kinker, FGCU	12	Matt Frey, Michigan	10
Base on Balls Per Game (91 ranked)	Mitch Jebb	91	5	1.00	Jake Artz, Saint Joseph's	1.60	Matt Frey, Michigan	1.43
Batting Average (239 ranked)	Casey Mayes Mitch Jebb	31 225	2 11	0.517 0.407	Leo Jiminian, ETSU	0.667	Richie Schiekofer, Rutgers	0.520
Complete Games (9 ranked)					8 players tied	2		
Doubles (111 ranked)	Jack Frank	111	9	3	Michael Carico, Davidson	7	Ethan O'Donnell, Northwestern Tony Santa Maria, Rutgers	5 5
Doubles Per Game (104 ranked)					5 players tied	1.00	Tony Santa Maria, Rutgers	0.83
Earned Run Average (199 ranked)					85 players tied	0.00	Nick Dean, Maryland	0.00
Games Started (5 ranked)	Zach Iverson Nick Powers Ryan Szczepaniak	5 5 5	1 1 1	2 2 2	4 players tied	3	35 players tied	2
Hit Batters (61 ranked)	Ryan Szczepaniak	15	1	4	Evan Wilde, Niagara	9	Coby Moe, Northwestern Kellen Pate, Northwestern Ryan Szczepaniak, Michigan St.	4 4 4
Hit By Pitch Per Game (148 ranked)	Peter Ahn	94	5	0.43	Brian Ellis, FGCU	0.88	Trey Lipsey, Ohio St.	0.71
Hit by Pitch (66 ranked)	Peter Ahn	66	5	3	Brian Ellis, FGCU	7	Trey Lipsey, Ohio St. Cam Thompson, Purdue	5 5
Hits (124 ranked)	Casey Mayes Jack Frank Mitch Jebb	9 124 124	1 7 7	15 7 11	Tommy White, NC State	20	Casey Mayes, Michigan St.	15
Hits Allowed Per Nine Innings (149 ranked)					4 players tied	0.00	Adam Mazur, Iowa	2.63
Hits Per Game (149 ranked)	Casey Mayes Jack Frank Mitch Jebb	10 149 149	2 7 7	2.14 1.57 1.57	4 players tied	2.50	Richie Schiekofer, Rutgers	2.17
Home Runs (92 ranked)	Brock Vradenburg	92	7	2	Tommy White, NC State	9	6 players tied	3
Home Runs Per Game (102 ranked)	Brock Vradenburg	102	7	0.33	Brad Malm, Albany (NY)	1.14	5 players tied	0.43
On Base Percentage (150 ranked)					Leo Jiminian, ETSU	0.765	Nick Cimillo, Rutgers	0.654
Pitching Appearances (20 ranked)					Shawn Rapp, North Carolina	6	5 players tied	4
Runs (116 ranked)					Devonte Brown, NC State	19	Curtis Washington, Jr., Purdue Matt Wood, Penn St.	12 12
Runs Batted In (104 ranked)					Tommy White, NC State	29	Cam Thompson, Purdue	13
Runs Batted In Per Game (145 ranked)	Brock Vradenburg	119	5	1.33	Tommy White, NC State	3.62	Tony Santa Maria, Rutgers	1.83
Runs Per Game (143 ranked)					Ben Williamson, William & Mary	2.50	Matt Wood, Penn St.	1.71
Sacrifice Bunts (84 ranked)					Tilo Skole, The Citadel	7	Brice Matthews, Nebraska Curtis Washington, Jr., Purdue	2 2
Sacrifice Bunts Per Game (118 ranked)					Tilo Skole, The Citadel	1.00	Brice Matthews, Nebraska	0.33
Sacrifice Flies (91 ranked)	Peter Ahn Casey Mayes Zaid Walker	91 91 91	3 3 3	1 1 1	7 players tied	3	Mike Bolton Jr., Purdue Richie Schiekofer, Rutgers	2 2
Saves (55 ranked)	Kyle Bischoff Dominic Pianto Nick Powers	55 55 55	2 2 2	1 1 1	Reid McLaughlin, BYU Kyle Brennan, Belmont Tyler Vogel, Jacksonville	4 4 4	Dylan Nedved, Iowa	2
Slugging Percentage (239 ranked)	Brock Vradenburg Casey Mayes	45 84	2 5	0.889 0.828	Jake Gelof, Virginia	1.722	Matt Wood, Penn St.	0.917
Stolen Bases (117 ranked)	Mitch Jebb Casey Mayes	64 117	6 8	4 3	Johnathon Thomas, Texas Southern	16	Curtis Washington, Jr., Purdue	7
Stolen Bases Per Game (109 ranked)	Mitch Jebb	81	6	0.57	Johnathon Thomas, Texas Southern	1.78	Curtis Washington, Jr., Purdue	0.88
Strikeout-to-Walk Ratio (149 ranked)					38 players tied	0.00	Crayton Burnett, Illinois	0.00
Strikeouts (140 ranked)	Zach Iverson	113	11	14	Parker Messick, Florida St.	24	Isaiah Coupet, Ohio St.	19
Strikeouts Per Nine Innings (149 ranked)	Zach Iverson	31	4	15.75	Nate Savino, Virginia	19.64	Jackson Smeltz, Purdue	17.36
Total Bases (145 ranked)	Casey Mayes	31	1	24	Tommy White, NC State	48	Clark Elliott, Michigan Casey Mayes, Michigan St.	24 24
Toughest to Strike Out (140 ranked)					21 players tied	0.0	Tony Livermore, Northwestern	23.0
Triples (45 ranked)	Casey Mayes Brock Vradenburg Christian Williams	4 45 45	1 4 4	2 1 1	Mac Bingham, Arizona Dionte Brown, Norfolk St. Dylan Crews, LSU	3 3 3	Mike Bolton Jr., Purdue Marcus Ernst, Ohio St. Casey Mayes, Michigan St.	2 2 2
Triples Per Game (75 ranked)	Casey Mayes Brock Vradenburg	21 75	1 4	0.29 0.17	Dionte Brown, Norfolk St.	0.50	Marcus Ernst, Ohio St. Casey Mayes, Michigan St.	0.29 0.29
Victories (121 ranked)	Ryan Szczepaniak Conner Tomasic Kyle Dunning	121 121 121	8 8 8	1 1 1	4 players tied	3	7 players tied	2
WHIP (149 ranked)					Gordon Ingebritson, UC Irvine	0.11	Adam Mazur, Iowa	0.44
Walks Allowed Per Nine Innings (142 ranked)					38 players tied	0.00	Crayton Burnett, Illinois	0.00



SPARTAN RECORD BOOK WATCH

SEASON TEAM RECORDS

TEAM BATTING AVERAGE

1.	2002344
2.	1987333
3.	1994328
4.	1984326
5.	2010325
6.	2011318
7.	1995316
8.	2006315
9.	1988311
10.	1955308

RUNS

1.	2002	500
2.	1984	432
3.	2010	415
4.	1988	403
5.	2004	389
6.	1987	384
7.	1994	380
8.	1985	365
9.	2012	356
10.	2001	353

RBI

1.	2002	456
2.	2010	379
3.	1984	377
4.	1988	371
5.	2004	354
6.	1987	336
7.	1994	334
8.	1985	326
9.	2001	324
10.	2012	318

DOUBLES

1.	2002	126
2.	2011	115
3.	2010	114
4.	2017	113
5.	1994	110
6.	2004	107
7.	2016	101
	1984	101
9.	2015	99
	2001	99
--	2021	80

HOME RUNS

1.	2002	95
2.	2004	75
3.	1994	59
	1984	59
5.	1985	57
6.	1988	54
7.	1990	49
8.	1987	47
	2017	47
10.	2015	45
	1993	45

STOLEN BASES

1.	2018	100
2.	2005	98
3.	2017	96
4.	2014	88
5.	2010	86
	1978	86
7.	1988	80
8.	2006	78
	1969	78
10.	2011	77
11.	2009	71
	2002	71
	1987	71
	1979	71
	1967	71

PITCHING

STRIKEOUTS

1.	2016	466
2.	2019	445
3.	2017	420
4.	2015	409
5.	2018	407
6.	2002	390
7.	2012	389
8.	1998	380
9.	2004	378
10.	2014	355
11.	2021	346
12.	2010	335

STRIKEOUTS

STOLEN BASES

1.	Bryce Kelley	83	2017-2021
2.	Anthony Cheky	79	2012-15
3.	Jeff Holm	63	2008-11
4.	Brandon Eckerle	61	2008-11
5.	Brandon Hughes	50	2015-17
6.	Steve Money	46	1991-94
	Steve Preston	46	1986-88
8.	Cam Gibson	45	2013-15
9.	Danny Gleaves	37	2017-20
10.	Marty Bechina	35	2016-19
11.	Jimmy Pickens	30	2012-15
	Joe Gavel	30	1968-69

1.	Bryan Gale	277	2001-04
2.	Tony Bucciferro	273	2009-12
3.	Mason Erla	243	2017-2021
4.	Ron Perranoski	223	1956-58
5.	Cam Vieaux	205	2014-16
6.	Brian Murphy	194	1995-98
7.	Dick Radatz	193	1957-59
8.	David Garner	192	2011-13
9.	Craig Brookes	186	2004-07
10.	Mick VanVossen	180	2012-15
	Mickey Sinks	180	1959-61
--	Sam Benschoter	143	2017-2021

DOUBLES

1.	Blaise Salter	22	2014
	Chris McCuiston	22	2002
3.	Bob Malek	21	2002
	Jeff Holm	21	2010
5.	Mark Weist	19	2015
	Steve Johnson	19	1992
7.	Ryan Jones	18	2011
	Mike Pisani	18	2000
	Al Weston	18	1977
	Scott Ayotte	18	1994
	Travis Gulick	18	2004
12.	Marty Bechina	17	2019
--	Zaid Walker	11	2019
--	Trent Farquhar	10	2021
--	Mitch Jebb	10	2021
--	Zaid Walker	8	2021
--	Zach Iverson	7	2018
--	Brock Vradenburg	6	2021

STOLEN BASES

1.	Bryce Kelley	33	2018
2.	Brandon Hughes	30	2017
3.	Anthony Cheky	29	2014
4.	Steve Preston	27	1988
5.	Danny Gleaves	25	2018
6.	Anthony Cheky	23	2013
	Jeff Holm	23	2010
	Steve Money	23	1994
9.	Jimmy Pickens	22	2014
	Brandon Eckerle	22	2011
	Brandon Eckerle	22	2010
12.	Joe Gavel	21	1969
	Kirk Gibson	21	1978
14.	Chuck Fawcett	20	1932
	Jeff Holm	20	2011
--	Bryce Kelley	18	2019
--	Bryce Kelley	13	2017
--	Zaid Walker	7	2021

PITCHING APPEARANCES

1.	Evan Flohr	30	2019
	Walter Borkovich	30	2015
	Jeff Kinley	30	2014
4.	Anthony Misiewicz	29	2014
	Brad Lamont	29	1988
	Joe Mockbee	29	2017
7.	Dakota Mekkes	28	2016
8.	Domanick Squires	27	2001
	Walter Borkovich	27	2017
	Jake Lowery	27	2014
	Mitchell Tyranski	27	2018
12.	Kimya Massey	26	1999
	Jake Lowery	26	2018
14.	Indigo Diaz	25	2019
	Joe Mockbee	25	2015
	Tony Wieber	25	2012
	Kurtis Frymier	25	2010
	Drew Mahan	25	2005
	Nolan Moody	25	2008
	Riley McCauley	25	2017

SAVES (Since 1986)

1.	Jeff Kinley	13	2014
2.	Mike Ericson	11	1990
3.	Riley McCauley	9	2017
	Tony Wieber	9	2012
	Domanick Squires	9	2001
6.	Tony Wieber	8	2011
	Kurtis Frymier	8	2010
	Mike Monterey	8	2007
9.	Indigo Diaz	7	2019
	Justin Alleman	7	2013
	Chris Yens	7	1998
	Tim Crabtree	7	1992
	Brad Lamont	7	1988
	Dakota Mekkes	7	2016
--	Zach Iverson	6	2021

Bold Italics = 2021 Bold = On 2022 Roster

INDIVIDUAL CAREER



MSU QUICK FACTS

PROGRAM HISTORY

First Year of Baseball: 1884

Overall All-Time Record:

2,386-1,941-30 (.551)

Conference Titles (4): 1954, 1971, 1979, 2011

NCAA Tournament Appearances (5): 1954, 1971, 1978, 1979, 2012

College World Series Appearances (1): 1954

SCHOOL INFORMATION

Location: East Lansing, Mich.

Enrollment: 50,344

President: Samuel L. Stanley Jr., M.D.

Director of Athletics: Alan Haller

Colors: Green (PMS 567) and White

Nickname: Spartans

Mascot: Sparty

Conference: Big Ten

Facility (Capacity): McLane Baseball Stadium at Kobs Field (2,500)

Dimensions: LL - 340, LC - 375, C - 400, RC - 385, RL - 302 / Wall in right: 16' on top of 5' hill

Press Box Number: 517-896-2413 (SID cell)

ATHLETIC COMMUNICATIONS

Baseball Contact: Zach Fisher

Office Phone: 517-355-2271

Cell Phone: 517-896-2413

Office Fax: 517-353-9636

E-Mail Address: zfisher@ath.msu.edu

Mailing Address:

1855 Place

550 S. Harrison

East Lansing, MI 48823

Website: msuspartans.com

COACHING STAFF

Head Coach: #23 Jake Boss Jr.

(Catchers)

Alma Mater, Year: Alma, 1993

Assistant Coach: #45 Graham Sikes

(Outfielders/Hitters/Base Running/
Recruiting Coord./Third Base Coach)

Year at MSU: 12th

Alma Mater, Year: Liberty, 2002

Assistant Coach: #4 Mark Van Ameyde

(Pitching)

Year at MSU: Fifth/11th Overall

Alma Mater, Year: Detroit-Mercy, 1995

Volunteer Assistant Coach: #27 Andrew Stone

(Infielders / First Base Coach)

Year at MSU: First

Alma Mater, Year: Western Michigan, 2018

Director of Operations: #49 Ryan Krokos

Year at MSU: Third

Alma Mater, Year: Youngstown State, 2015

HEAD COACH JAKE BOSS



Jake Boss Jr. was appointed the 16th head coach in Michigan State baseball history on July 1, 2008, and has quickly become one of the most successful coaches in the program's 137-year history.

In his 14th season at MSU, Boss has compiled a 362-306 (.542) record. His 362 wins are the most over a 13-year span in program history. Five of the 10 winningest seasons in MSU history have come under Boss' direction. He has guided the Spartans to 30-win seasons in seven of the last 11 completed seasons, as well as the Big Ten regular-season championship in 2011 and the NCAA Tournament in 2012. MSU has made seven appearances in the B1G Tournament under Coach Boss.

During Boss' tenure at Michigan State, MSU has had 42 selections (35 players) in the Major League Baseball Draft, including four or more in six of the last 11 years. One Michigan State player was selected in the 2021 draft: Mason Erla (17th round, Los Angeles Angels). Three Spartans were selected in the 2019 draft: Mitchell Tyranski (12th round, Los Angeles Dodgers), pitcher Indigo Diaz (27th round, Atlanta Braves) and infielder Marty Bechina (32nd round, Oakland Athletics). One MSU player was selected in the 2018 draft: Riley McCauley (14th round, Chicago Cubs), after four Spartans were selected the 2017 draft: Alex Troop (ninth round, Washington), Brandon Hughes (16th round, Chicago Cubs), Nathan Witt (17th round, Los Angeles Dodgers) and Joe Mockbee (29th round, Chicago White Sox). Michigan State had four juniors selected in the 2016 draft: Cam Vieaux (sixth round, Pittsburgh), Jordan Zimmerman (seventh round, Los Angeles Angels), Dakota Mekkes (10th round, Chicago Cubs) and Matt Byars (24th round, Minnesota). The 2015 draft saw a school-record eight players taken: Cam Gibson (fifth round, Detroit), Ryan Krill (ninth round, New York Yankees), Anthony Misiewicz (18th round, Seattle), Cam Vieaux (19th round, Detroit), Jeff Kinley (28th round, Miami), Mick VanVossen (28th round, Washington), Blaise Salter (31st round, Detroit) and Mark Weist (37th round, San Francisco).

Under Boss' watch at MSU, players have earned All-Big Ten honors 49 times. Most recently, Michigan State had four players recognized in 2021. Sophomore outfielder Zaid Walker was tabbed to the All-Big Ten Third Team list, while freshman infielder Mitch Jebb and freshman pitcher Nick Powers were both named to the All-Freshman Team. Senior infielder Andrew Morrow was MSU's Sportsmanship Award honoree. No awards were presented after the 2020 season was shortened due to COVID-19 pandemic. The Spartans had three All-Big Ten honorees in 2018, as freshmen Mason Erla and Zach Iverson were both named to the All-Freshman Team, with Erla earning the honors at pitcher and Iverson being tabbed to the list as both a third baseman and utility player. The 2017 season saw second baseman Dan Durkin, center fielder Brandon Hughes, designated hitter Chad Roskelley and pitcher Alex Troop all tabbed to the All-Big Ten second team list, while outfielder Bryce Kelley was named to the all-freshman team. In 2011, a school-record eight Spartans earned All-Big Ten honors. The six first-team All-Big Ten selections in 2011 were the most in program history and featured Player of the Year Jeff Holm, Pitcher of the Year Kurt Wunderlich and Big Ten batting champion Brandon Eckerle.

The Spartans' success under Boss extends to the classroom. Under Boss, MSU players have earned 140 Academic All-Big Ten Awards, along with nine CoSIDA Academic All-District honors and three Academic All-American accolades, one Big Ten Post-Graduate Scholarship Award and one MSU President's Award, in addition to two American Baseball Coaches Association (ABCA) Team Academic Excellence Awards.

Boss and his wife, Cheryl (Schiff), have two daughters, Abigail and Grace, and a son, Jacob.

THE BOSS FILE

PREVIOUS COACHING EXPERIENCE: Assistant Coach at Lakeview (Mich.) High School (1994); Head Coach at Webberville (Mich.) High School (1995); Assistant Coach at Iowa Central Community College (1996-97); Assistant Coach at Eastern Michigan (1997-2004); Assistant Coach at Michigan (2005-07); Head Coach at Eastern Michigan (2008).

EDUCATION: Bachelor's degree in English from Alma in 1993; master's degree in physical education from Eastern Michigan in 2000.

PLAYING EXPERIENCE: Four-year letterwinner at Alma (1989-93).

POSTSEASON EXPERIENCE: Head Coach - 2008 NCAA Regionals, 2012 NCAA Regionals; Assistant Coach - 2003, 2005, 2006 NCAA Regionals, 2007 NCAA Super Regionals; 1996, 1997 NJCAA World Series.



BOSS' CAREER RECORD - HEAD COACH

Year	School	Overall			Conference			Finish	Postseason
		W	L	Pct.	W	L	Pct.		
2008	Eastern Michigan	25	34	.424	15	8	.652	1st (MAC-West)	NCAA Regionals
2009	Michigan State	23	31	.426	13	11	.542	5th (Big Ten)	Big Ten Tournament
2010	Michigan State	34	19	.642	13	11	.542	T-7th (Big Ten)	—
2011	Michigan State	36	21	.632	15	9	.625	T-1st (Big Ten)	Big Ten Tournament
2012	Michigan State	37	23	.616	13	11	.541	5th (Big Ten)	NCAA Regionals
2013	Michigan State	33	17	.660	12	9	.571	7th (Big Ten)	—
2014	Michigan State	31	26	.543	11	13	.458	6th (Big Ten)	Big Ten Tournament
2015	Michigan State	34	23	.596	14	11	.619	T-3rd (Big Ten)	Big Ten Tournament
2016	Michigan State	36	20	.643	13	11	.542	6th (Big Ten)	Big Ten Tournament
2017	Michigan State	29	23	.558	10	14	.417	9th (Big Ten)	—
2018	Michigan State	20	32	.385	11	12	.478	8th (Big Ten)	Big Ten Tournament
2019	Michigan State	20	34	.370	8	15	.348	9th (Big Ten)	--
2020	Michigan State	9	6	.600	0	0	.000	Season cancelled after 15 games due to COVID-19 (coronavirus) pandemic	
2021	Michigan State	17	27	.386	17	27	.386	B1G-only schedule due to the COVID-19 pandemic	
2022	Michigan State	3	4	.429	0	0	.000	--	
MSU TOTAL (14th yr.)		362	306	.542	150	154	.493		
OVERALL (15th yr.)		387	340	.532	165	162	.505		

SPARTANS DRAFTED UNDER BOSS (34 PLAYERS)

Player	Year	Team	Round/Pick	Player	Year	Team	Round/Pick
Eric Roof, C	2009	Detroit	18/540	Ryan Krill, 1B	2015	New York-AL	9/273
Jonathan Roof, SS	2010	Texas	8/256	Anthony Misiewicz, LHP	2015	Seattle	18/545
A.J. Achter, RHP	2010	Minnesota	46/1395	Cam Vieaux, LHP	2015	Detroit	19/580
Jeff Holm, 1B	2011	Detroit	12/377	Jeff Kinley, RHP	2015	Miami	28/836
Kurt Wunderlich, P	2011	Oakland	20/316	Mick VanVossen, RHP	2015	Washington	28/854
Brandon Eckerle, OF	2011	Detroit	32/977	Blaise Salter, DH	2015	Detroit	31/940
Blaise Salter, C*	2011	Detroit	38/1157	Mark Weist, 3B	2015	San Francisco	37/1116
Ryan Krill, 1B/OF*	2011	Detroit	40/1217	Cam Vieaux, LHP^	2016	Pittsburgh	6/195
Jimmy Pickens, OF*	2011	Detroit	41/1247	Jordan Zimmerman, 1B	2016	Los Angeles-AL	7/216
Mick VanVossen, P*	2011	Texas	49/1494	Dakota Mekkes, RHP	2016	Chicago-NL	10/314
Torsten Boss, 3B	2012	Baltimore	8/252	Matt Byars, C^	2016	Minnesota	24/723
Ryan Jones, 2B	2012	San Francisco	13/418	Alex Troop, LHP	2017	Washington	9/283
Tony Bucciferro, RHP	2012	Chicago-NL	14/441	Brandon Hughes, OF	2017	Chicago-NL	16/495
Justin Alleman, RHP*	2012	Kansas City	18/553	Nathan Witt, RHP	2017	Los Angeles-NL	17/520
Tony Wieber, RHP	2012	San Diego	33/1005	Joe Mockbee, LHP	2017	Chicago-AL	29/867
Cam Gibson, OF*	2012	Arizona	38/1173	Riley McCauley, RHP	2018	Chicago-NL	14/428
David Garner, RHP	2013	Chicago-NL	7/198	Mitchell Tyranski, LHP	2019	Los Angeles-NL	12/371
Andrew Waszak, RHP	2013	Atlanta	22/673	Indigo Diaz, RHP	2019	Atlanta	27/871
Jimmy Pickens, OF	2014	Cincinnati	15/455	Marty Bechina, INF	2019	Oakland	32/974
Joel Fisher, C	2014	Philadelphia	23/682	Mason Erla, RHP	2021	Los Angeles-AL	17/501
Cam Gibson, OF	2015	Detroit	5/160	^ = Returned to MSU			* Drafted out of high school

THE SPARTANS UNDER BOSS

- Five of the 10 highest single-season win totals in school history
- Teams have recorded seven of the 11 highest single-season strikeout totals and four of the 10 highest single-season hit totals
- Team set team and individual stolen base record
- Coached five MSU career-record holders
- Coached 12 MSU single-season record holders
- 42 MLB Draft selections (35 players)
- 49 All-Big Ten honors, including 12 first-team selections
- Two conference batting champions
- Four All-Americans
- 164 Academic All-Big Ten Awards
- 10 CoSIDA Academic All-District selections
- Three Academic All-Americans
- One Big Ten Post-Graduate Scholarship Award
- One MSU President's Award
- Five American Baseball Coaches Association (ABCA) Team Academic Excellence Awards.

MSU COACHING HISTORY

Coach	Years	Gms.	W	L	T	Pct.
R. Carpenter	1887-88 (2)	24	16	8	0	.667
Robert T. Gale	1896-98 (3)	34	13	20	1	.397
Charles Ferguson	1899 (1)	9	5	4	0	.556
Charles O. Bernies	1900-01 (2)	25	4	11	0	.267
George E. Denham	1902-03 (2)	25	9	15	1	.380
Chester Brewer	1904-10,					
	1918-20 (10)	141	78	62	1	.557
John F. Macklin	1911-15 (5)	80	53	27	0	.663
John Morrissey	1916-17, 1922 (3)	43	25	18	0	.581
George "Potsy" Clark	1921 (1)	14	6	8	0	.429
Fred M. Walker	1923-24 (2)	31	20	11	0	.645
John H. Kobs	1935-63 (39)	969	576	377	16	.603
Daniel W. Litwhiler	1964-82 (19)	859	489	362	8	.574
Thomas W. Smith	1983-95 (13)	711	377	332	2	.532
Ted Mahan	1996-2005 (10)	550	256	294	0	.465
David Grewe	2006-08 (3)	160	75	85	0	.469
Jake Boss Jr.	2009-pres. (14th)	668	362	306	0	.542



2022 OVERALL STATISTICS



2022 Michigan State Spartans Baseball Overall Statistics for Michigan State (as of Feb 28, 2022) (All games Sorted by Batting avg)



Record: 3-4 Home: 0-0 Away: 3-4 B1G: 0-0

Player	avg	gp-gs	ab	r	h	2b	3b	hr	rbi	tb	slg%	bb	hp	so	gdp	ob%	sf	sh	sb-att	po	a	e	fld%
33 Mayes,Casey	.517	7-7	29	4	15	2	2	1	5	24	.828	0	0	6	0	.500	1	0	3-3	8	0	0	1.000
14 Jebb,Mitch	.407	7-7	27	7	11	2	0	1	3	16	.593	7	0	3	0	.529	0	0	4-5	4	19	2	.920
21 Frank,Jack	.393	7-7	28	6	11	3	0	1	5	17	.607	2	0	7	1	.433	0	0	2-3	5	0	1	.833
28 Vradenburg,Brock	.389	6-5	18	4	7	1	1	2	8	16	.889	1	0	6	0	.421	0	0	0-0	29	1	2	.938
1 Farquhar,Trent	.313	7-7	32	5	10	2	0	1	4	15	.469	3	0	7	0	.371	0	0	0-0	14	7	0	1.000
19 Broecker,Bryan	.263	5-5	19	4	5	1	0	0	3	6	.316	1	1	5	0	.333	0	0	2-2	55	4	1	.983
22 Pilat,Parker	.222	3-2	9	2	2	0	0	0	0	2	.222	2	0	2	0	.364	0	0	0-0	1	0	1	.500
3 Walker,Zaid	.207	7-7	29	4	6	2	0	1	4	11	.379	0	1	10	2	.226	1	0	0-0	15	0	1	.938
15 Trahey,Reese	.200	2-2	5	1	1	0	0	0	0	1	.200	4	0	1	0	.556	0	0	1-1	9	1	0	1.000
16 Ahn,Peter	.190	7-6	21	1	4	1	0	0	2	5	.238	1	3	8	1	.308	1	0	1-1	11	0	0	1.000
5 Williams,Christian	.182	3-3	11	3	2	0	1	1	2	7	.636	1	0	5	1	.250	0	0	0-0	18	1	1	.950
2 Kark,Dillon	.125	5-5	16	1	2	0	0	1	2	5	.313	1	0	2	1	.176	0	0	0-0	2	10	0	1.000
55 Busch,Sam	.000	3-0	4	0	0	0	0	0	0	0	.000	0	0	3	0	.000	0	0	0-0	1	0	0	1.000
38 Thompson,Ganin	.000	2-0	2	0	0	0	0	0	0	0	.000	0	0	2	0	.000	0	0	0-0	0	0	0	.000
32 Iverson,Zach	.000	2-0	0	0	0	0	0	0	0	0	.000	0	0	0	0	.000	0	0	0-0	4	0	0	1.000
Totals	.304	7	250	42	76	14	4	9	38	125	.500	23	5	67	6	.370	3	0	13-15	177	49	12	.950
Opponents	.293	7	246	55	72	13	3	9	49	118	.480	39	12	76	5	.413	1	2	10-12	189	69	7	.974

LOB - Team (50), Opp (69). DPs turned - Team (6), Opp (8). CI - Team (1), Williams,C 1. Picked off - Vradenburg 1.

(All games Sorted by Earned run avg)

Player	era	w-l	app	gs	cg	sho	sv	ip	h	r	er	bb	so	2b	3b	hr	b/avg	wp	hp	bk	sfa	sha
35 Bischoff,Kyle	0.00	0-0	2	0	0	0/0	1	3.0	8	5	0	2	5	3	0	0	.533	0	2	0	0	1
7 Martin,Brian	0.00	0-0	1	0	0	0/0	0	3.0	2	0	0	1	3	0	0	0	.222	1	0	0	0	0
6 Rush,Wyatt	2.45	0-1	2	0	0	0/0	0	3.2	7	4	1	1	5	1	0	0	.368	0	0	0	0	0
42 Szczepaniak,Ryan	3.68	1-0	2	2	0	0/0	0	7.1	6	3	3	6	10	2	0	1	.222	2	4	1	0	0
31 Tomasic,Conner	4.15	1-0	2	0	0	0/0	0	8.2	8	4	4	3	12	1	1	1	.242	0	2	0	1	0
32 Iverson,Zach	5.62	0-1	2	2	0	0/0	0	8.0	9	5	5	3	14	0	0	1	.273	0	0	0	0	0
30 Dunning,Kyle	6.00	1-1	2	0	0	0/0	0	3.0	1	4	2	2	3	0	0	0	.100	0	1	0	0	1
17 Carson,Andrew	6.75	0-0	3	0	0	0/0	0	4.0	3	3	3	7	5	0	0	1	.200	0	1	0	0	0
26 Pianto,Dominic	7.20	0-0	2	0	0	0/0	1	5.0	6	4	4	3	5	3	0	2	.286	2	0	0	0	0
46 Powers,Nick	11.81	0-1	2	2	0	0/0	0	5.1	8	8	7	4	5	2	1	0	.308	0	0	0	0	0
8 Cook,Harrison	12.86	0-0	2	1	0	0/0	0	7.0	10	10	10	6	6	0	1	2	.323	3	1	0	0	0
10 Hann,Dominic	45.00	0-0	1	0	0	0/0	0	1.0	4	5	5	1	3	1	0	1	.571	0	1	0	0	0
Totals	6.71	3-4	7	7	0	0/0	2	59.0	72	55	44	39	76	13	3	9	.293	8	12	1	1	2
Opponents	5.43	4-3	7	7	0	0/0	1	63.0	76	42	38	23	67	14	4	9	.304	5	5	0	3	0

PB - Team (2), Williams,C 1, Broecker,B 1. Pickoffs - Team (0), Opp (1). SBA/ATT - Broecker,B (8-9), Williams,C (2-3), Cook,H (2-3), Iverson,Z (3-3), Hann,D (2-2), Rush,W (2-2), Powers,N (1-1), Carson,A (0-1).



2022 RESULTS

Date	Opponent		Score	Inns	Overall	B1G	Pitcher of record	Attend	Time
Feb 18, 2022	at UNLV	L	2-4	9	0-1-0	0-0-0	Rush,W (L 0-1)	1218	2:57
Feb 19, 2022	at UNLV-1	W	10-6	9	1-1-0	0-0-0	Tomasic,C (W 1-0)	-	3
Feb 19, 2022	at UNLV-2	W	12-6	9	2-1-0	0-0-0	Szczepaniak (W 1-0)	806	2:40
Feb 20, 2022	at UNLV	W	11-7	9	3-1-0	0-0-0	Dunning,K (W 1-0)	797	3:20
Feb 27, 2022	at Abilene Christian-1	L	1-10	9	3-2-0	0-0-0	Iverson,Z (L 0-1)	307	3:03
Feb 27, 2022	at Abilene Christian-2	L	4-12	9	3-3-0	0-0-0	Powers,N (L 0-1)	307	2:45
Feb 28, 2022	at Abilene Christian	L	2-10	9	3-4-0	0-0-0	Dunning,K (L 1-1)	254	3:15

() extra inning game



BATTING GAME-BY-GAME

Date	Opponent	ab	r	h	rbi	2b	3b	hr	tb	bb	ibb	sb	cs	hbp	sac	sf	gdp	k	po	a	e	lob	avg
Feb 18	at UNLV	32	2	8	2	2	0	1	13	3	0	1	0	1	0	1	0	9	24	3	3	8	.250
Feb 19	at UNLV	35	10	10	9	2	1	1	17	9	0	5	0	0	0	1	1	8	27	8	2	8	.269
Feb 19	at UNLV	39	12	15	12	2	0	4	29	2	0	1	1	1	0	1	1	5	27	7	0	4	.311
Feb 20	at UNLV	41	11	16	10	1	1	2	25	3	0	5	0	3	0	0	0	6	27	13	1	9	.333
Feb 27	at Abilene Christian	31	1	6	1	1	0	0	7	0	0	1	0	0	0	0	2	13	24	2	1	3	.309
Feb 27	at Abilene Christian	38	4	11	3	4	2	1	22	1	0	0	0	0	0	0	0	16	24	12	2	8	.306
Feb 28	at Abilene Christian	34	2	10	1	2	0	0	12	5	0	0	1	0	0	0	2	10	24	4	3	10	.304
Totals		250	42	76	38	14	4	9	125	23	0	13	2	5	0	3	6	67	177	49	12	50	.304



PITCHING GAME-BY-GAME

Date	Opponent	ip	h	r	er	bb	so	2b	3b	hr	wp	bk	hbp	dp	ibb	score	w-l	sv	era
Feb 18	at UNLV	8.0	8	4	1	4	10	1	0	0	0	0	0	0	0	2-4	0-1	0	1.12
Feb 19	at UNLV	9.0	10	6	5	1	11	2	1	1	0	0	1	0	0	10-6	1-1	0	3.18
Feb 19	at UNLV	9.0	10	6	6	7	11	4	0	2	3	0	0	2	0	12-6	2-1	1	4.15
Feb 20	at UNLV	9.0	11	7	7	8	10	1	0	2	2	0	2	2	0	11-7	3-1	2	4.89
Feb 27	at Abilene Christian	8.0	13	10	10	6	16	1	0	2	0	0	1	0	0	1-10	3-2	2	6.07
Feb 27	at Abilene Christian	8.0	11	12	12	7	8	1	2	1	2	0	1	2	0	4-12	3-3	2	7.24
Feb 28	at Abilene Christian	8.0	9	10	3	6	10	3	0	1	1	1	7	0	0	2-10	3-4	2	6.71
Totals		59.0	72	55	44	39	76	13	3	9	8	1	12	6	0	42-55	3-4	2	6.71



STARTING PITCHING GAME-BY-GAME

Date	Opponent	W-L	Pitcher (Dec.)	IP	H	R	ER	BB	K
Feb. 18	UNLV	0-0	Iverson (ND)	4.0	4	1	1	1	7
Feb. 19	UNLV-1	0-0	Powers (ND)	4.0	3	2	1	1	3
Feb. 19	UNLV-2	1-0	Szczepaniak (W)	5.0	4	2	2	4	7
Feb. 20	UNLV	0-0	Cook (ND)	3.1	6	4	4	3	3
Feb. 27	ACU-1	0-1	Iverson (L)	4.0	5	4	4	2	7
Feb. 27	ACU-2	0-1	Powers (L)	1.1	5	6	6	3	2
Feb. 28	ACU	0-0	Szczepaniak (ND)	2.1	2	1	1	2	3

TOTAL	1-2	7.12 ERA	24.0	29	20	19	16	32
--------------	------------	-----------------	-------------	-----------	-----------	-----------	-----------	-----------



BULLPEN GAME-BY-GAME

Date	Opponent	W-L-S	Pitcher	Inn.	Entered	IP	H	R	ER	BB	K
Feb. 18	UNLV	0-1-0	Rush (L), Carson	5		4.0	3	1	1	0	5
Feb. 19	UNLV-1	1-0-0	Tomasic (W)	5		5.0	7	4	4	0	8
Feb. 19	UNLV-2	0-0-1	Pianto (S)	6		4.0	6	4	4	3	4
Feb. 20	UNLV	1-0-1	Carson, Dunning (W), Bischoff (S)	4		5.2	5	3	3	5	7
Feb. 27	ACU-1	0-0-0	Carson, Rush, Hann	5		4.0	8	6	6	4	9
Feb. 27	ACU-2	0-0-0	Cook, Martin	2		6.2	6	6	6	4	6
Feb. 28	ACU	0-1-0	Tomasic, Dunning (L), Bischoff, Pianto	3		5.2	7	9	2	4	7
<hr/>											
TOTAL		2-2-2		6.43	ERA	35.0	43	35	25	23	44



GAMES SUMMARY

Score by innings	1	2	3	4	5	6	7	8	9	Total
Michigan State	5	5	3	1	5	3	5	8	7	42
Opponents	9	6	4	3	12	2	11	6	2	55

Record when ...

Overall	3-4	After 6 leading	1-1
Conference	0-0 trailing	2-3
Non-Conference	3-4 tied	0-0
Home games	0-0	After 7 leading	2-0
Away games	3-4 trailing	1-4
Neutral site	0-0 tied	0-0
Day games	3-2	After 8 leading	3-0
Night games	0-2 trailing	0-4
vs Left starter	1-1 tied	0-0
vs Right starter	2-3		
1-Run games	0-0	Hit 0 home runs	0-2
2-Run games	0-1	... 1 home run	1-2
5+Run games	1-3	... 2+ home runs	2-0
Extra innings	0-0		
Shutouts	0-0	Opponent 0 home runs	0-1
	 1 home run	1-2
Scoring 0-2 runs	0-3 2+ HRs	2-1
..... 3-5 runs	0-1		
..... 6-9 runs	0-0	Made 0 errors	1-0
..... 10+ runs	3-0 1 error	1-1
	 2+ errors	1-3
Opponent 0-2 runs	0-0		
..... 3-5 runs	0-1	Opp. made 0 errors	0-3
..... 6-9 runs	3-0 1 error	2-0
..... 10+ runs	0-3 2+ errors	1-1
Scored in 1st inning	1-1		
Opp. scored in 1st	0-3	Out-hit opponent	2-1
Scores first	2-1	Out-hit by opponent	0-1
Opp. scores first	1-3	Hits are tied	1-2

Record when team scores:

Runs	0	1	2	3	4	5	6	7	8	9	10+
W-L	0-0	0-1	0-2	0-0	0-1	0-0	0-0	0-0	0-0	0-0	3-0

Record when opponent scores:

Runs	0	1	2	3	4	5	6	7	8	9	10+
W-L	0-0	0-0	0-0	0-0	0-1	0-0	2-0	1-0	0-0	0-0	0-3

Record when leading after:

Inn.	1	2	3	4	5	6	7	8
W-L	1-0	2-0	2-0	2-0	1-1	1-1	2-0	3-0

Record when trailing after:

Inn.	1	2	3	4	5	6	7	8
W-L	0-3	1-4	0-4	0-4	1-3	2-3	1-4	0-4

Record when tied after:

Inn.	1	2	3	4	5	6	7	8
W-L	2-1	0-0	1-0	1-0	1-0	0-0	0-0	0-0

Current losing streak: 3

Longest winning streak: 3

Longest losing streak: 3

Home attendance : 0 (0 dates avg = 0)

Away attendance : 3689 (6 dates avg = 614)

Total attendance: 3689 (6 dates avg = 614)



MISCELLANEOUS STATS

Multiple Hit Games	2	3	4	5+	Total
33 Mayes, Casey	4	2	-	-	6
21 Frank, Jack	4	-	-	-	4
14 Jebb, Mitch	2	1	-	-	3
1 Farquhar, Trent	2	1	-	-	3
28 Vradenburg, Brock	2	-	-	-	2
19 Broecker, Bryan	1	-	-	-	1
3 Walker, Zaid	1	-	-	-	1
16 Ahn, Peter	1	-	-	-	1
TEAM	17	4	0	0	21

Multiple RBI Games	2	3	4	5+	Total
33 Mayes, Casey	2	-	-	-	2
28 Vradenburg, Brock	1	-	-	1	2
2 Kark, Dillon	1	-	-	-	1
3 Walker, Zaid	-	1	-	-	1
19 Broecker, Bryan	-	1	-	-	1
1 Farquhar, Trent	1	-	-	-	1
14 Jebb, Mitch	1	-	-	-	1
5 Williams, Christian	1	-	-	-	1
TEAM	7	2	0	1	10

Hitting Streaks	Longest	Current
33 Mayes, Casey	7	7
21 Frank, Jack	7	7
14 Jebb, Mitch	7	7
28 Vradenburg, Brock	5	5
1 Farquhar, Trent	4	2
19 Broecker, Bryan	4	4
3 Walker, Zaid	4	1
2 Kark, Dillon	2	-
22 Pilat, Parker	2	2
5 Williams, Christian	2	-
15 Trahey, Reese	1	1
16 Ahn, Peter	1	1

Reached Base Streaks	Longest	Current
14 Jebb, Mitch	7	7
33 Mayes, Casey	7	7
21 Frank, Jack	7	7
28 Vradenburg, Brock	5	5
19 Broecker, Bryan	4	4
3 Walker, Zaid	4	1
16 Ahn, Peter	4	1
1 Farquhar, Trent	4	2
2 Kark, Dillon	3	-
22 Pilat, Parker	3	3
5 Williams, Christian	2	-
15 Trahey, Reese	2	2



TEAM GAME HIGHS

Batting

At bats:	41	-	at UNLV (Feb 20, 2022)
Runs scored:	12	-	at UNLV (Feb 19, 2022)
Hits:	16	-	at UNLV (Feb 20, 2022)
RBI's:	12	-	at UNLV (Feb 19, 2022)
Doubles:	4	-	at Abilene Christian (Feb 27, 2022)
Triples:	2	-	at Abilene Christian (Feb 27, 2022)
Home runs:	4	-	at UNLV (Feb 19, 2022)
Total bases:	29	-	at UNLV (Feb 19, 2022)
Walks:	9	-	at UNLV (Feb 19, 2022)
Strikeouts:	16	-	at Abilene Christian (Feb 27, 2022)
Sac flies:	1	-	at UNLV (Feb 18, 2022)
	1	-	at UNLV (Feb 19, 2022)
	1	-	at UNLV (Feb 19, 2022)
Stolen bases:	5	-	at UNLV (Feb 19, 2022)
	5	-	at UNLV (Feb 20, 2022)
Hit by pitch:	3	-	at UNLV (Feb 20, 2022)
Caught stealing:	1	-	at UNLV (Feb 19, 2022)
	1	-	at Abilene Christian (Feb 28, 2022)
Runners LOB:	10	-	at Abilene Christian (Feb 28, 2022)
Hit into DP:	2	-	at Abilene Christian (Feb 27, 2022)
	2	-	at Abilene Christian (Feb 28, 2022)

Fielding

Putouts:	27	-	at UNLV (Feb 19, 2022)
	27	-	at UNLV (Feb 19, 2022)
	27	-	at UNLV (Feb 20, 2022)
Assists:	13	-	at UNLV (Feb 20, 2022)
Errors:	3	-	at UNLV (Feb 18, 2022)
	3	-	at Abilene Christian (Feb 28, 2022)
Passed balls:	1	-	at UNLV (Feb 20, 2022)
	1	-	at Abilene Christian (Feb 27, 2022)
DPs turned:	2	-	at UNLV (Feb 19, 2022)
	2	-	at UNLV (Feb 20, 2022)
	2	-	at Abilene Christian (Feb 27, 2022)

Pitching

Innings pitched:	9.0	-	at UNLV (Feb 19, 2022)
	9.0	-	at UNLV (Feb 19, 2022)
	9.0	-	at UNLV (Feb 20, 2022)
Runs allowed:	12	-	at Abilene Christian (Feb 27, 2022)
Earned runs:	12	-	at Abilene Christian (Feb 27, 2022)
Walks allowed:	8	-	at UNLV (Feb 20, 2022)
Strikeouts:	16	-	at Abilene Christian (Feb 27, 2022)
Hits allowed:	13	-	at Abilene Christian (Feb 27, 2022)
Doubles allowed:	4	-	at UNLV (Feb 19, 2022)
Triples allowed:	2	-	at Abilene Christian (Feb 27, 2022)
Homers allowed:	2	-	at UNLV (Feb 19, 2022)
	2	-	at UNLV (Feb 20, 2022)



INDIVIDUAL GAME HIGHS

Batting

At bats:	6	-	Farquhar,Trent at UNLV (Feb 20, 2022)
Runs scored:	3	-	Jebb,Mitch at UNLV (Feb 19, 2022)
	3	-	Mayes,Casey at UNLV (Feb 19, 2022)
Hits:	3	-	(4 times)
RBI's:	6	-	Vradenburg,Brock at UNLV (Feb 19, 2022)
Doubles:	1	-	(14 times)
Triples:	1	-	(4 times)
Home runs:	1	-	(9 times)
Total bases:	7	-	Mayes,Casey at UNLV (Feb 19, 2022)
	7	-	Vradenburg,Brock at UNLV (Feb 20, 2022)
Walks:	3	-	Trahey,Reese at UNLV (Feb 19, 2022)
Strikeouts:	4	-	Walker,Zaid at Abilene Christian (Feb 27, 2022)
Sac flies:	1	-	Ahn,Peter at UNLV (Feb 18, 2022)
	1	-	Walker,Zaid at UNLV (Feb 19, 2022)
	1	-	Mayes,Casey at UNLV (Feb 19, 2022)
Stolen bases:	2	-	Jebb,Mitch at UNLV (Feb 19, 2022)
	2	-	Broecker,Bryan at UNLV (Feb 20, 2022)
	2	-	Mayes,Casey at UNLV (Feb 20, 2022)
Hit by pitch:	1	-	(5 times)
Caught stealing:	1	-	Jebb,Mitch at UNLV (Feb 19, 2022)
	1	-	Frank,Jack at Abilene Christian (Feb 28, 2022)
Runners LOB:	3	-	(4 times)

Fielding

Putouts:	16	-	Broecker,Bryan at Abilene Christian (Feb 27, 2022)
Assists:	6	-	Jebb,Mitch at UNLV (Feb 19, 2022)
	6	-	Jebb,Mitch at Abilene Christian (Feb 27, 2022)
Errors:	2	-	Jebb,Mitch at UNLV (Feb 18, 2022)
Passed balls:	1	-	Broecker,Bryan at UNLV (Feb 20, 2022)
	1	-	Williams,Christian at Abilene Christian (Feb 27, 2022)

Pitching

Innings pitched:	5.0	-	Tomasic,Conner at UNLV (Feb 19, 2022)
	5.0	-	Szczepaniak,Ryan at UNLV (Feb 19, 2022)
Runs allowed:	6	-	Powers,Nick at Abilene Christian (Feb 27, 2022)
	6	-	Cook,Harrison at Abilene Christian (Feb 27, 2022)
Earned runs:	6	-	Cook,Harrison at Abilene Christian (Feb 27, 2022)
	6	-	Powers,Nick at Abilene Christian (Feb 27, 2022)
Walks allowed:	4	-	Szczepaniak,Ryan at UNLV (Feb 19, 2022)
Strikeouts:	8	-	Tomasic,Conner at UNLV (Feb 19, 2022)
Hits allowed:	7	-	Tomasic,Conner at UNLV (Feb 19, 2022)
Doubles allowed:	3	-	Pianto,Dominic at UNLV (Feb 19, 2022)
Triples allowed:	1	-	Tomasic,Conner at UNLV (Feb 19, 2022)
	1	-	Cook,Harrison at Abilene Christian (Feb 27, 2022)
	1	-	Powers,Nick at Abilene Christian (Feb 27, 2022)
Homers allowed:	2	-	Pianto,Dominic at UNLV (Feb 19, 2022)
Wild pitches:	2	-	Pianto,Dominic at UNLV (Feb 19, 2022)
	2	-	Cook,Harrison at UNLV (Feb 20, 2022)





2022 Michigan State Spartans Baseball
Individual Season/Career Summary for Michigan State (as of Feb 28, 2022)
(All games Sorted by Batting avg)



INDIVIDUAL SEASON/CAREER SUMMARY

Record: 3-4 Home: 0-0 Away: 3-4 B1G: 0-0

Player	SEASON										CAREER																	
	Avg	G-GS	AB	R	H	2B	3B	HR	RBI	BB	Hbp	SO	Sb	Att	Avg	G-GS	AB	R	H	2B	3B	HR	RBI	BB	Hbp	SO	Sb	Att
33 Mayes, Casey	.517	7-7	29	4	15	2	2	1	5	0	0	6	3	3	.307	66-43	163	21	50	10	4	6	24	9	1	62	6	7
14 Jebb, Mitch	.407	7-7	27	7	11	2	0	1	3	7	0	3	4	5	.295	50-50	190	32	56	12	2	1	18	19	1	27	8	10
21 Frank, Jack	.393	7-7	28	6	11	3	0	1	5	2	0	7	2	3	.274	41-32	135	20	37	7	1	2	19	10	1	39	6	9
28 Vradenburg, Brock	.389	6-5	18	4	7	1	1	2	8	1	0	6	0	0	.245	31-26	94	12	23	7	1	2	18	9	1	23	0	0
1 Farquhar, Trent	.313	7-7	32	5	10	2	0	1	4	3	0	7	0	0	.279	48-45	183	32	51	12	1	2	21	27	4	37	3	4
19 Broecker, Bryan	.263	5-5	19	4	5	1	0	0	3	1	1	5	2	2	.263	5-5	19	4	5	1	0	0	3	1	1	5	2	2
22 Pilat, Parker	.222	3-2	9	2	2	0	0	0	0	2	0	2	0	0	.222	3-2	9	2	2	0	0	0	0	2	0	2	0	0
3 Walker, Zaid	.207	7-7	29	4	6	2	0	1	4	0	1	10	0	0	.287	113-109	422	61	121	25	1	6	59	24	3	91	13	25
15 Trahey, Reese	.200	2-2	5	1	1	0	0	0	0	4	0	1	1	1	.190	74-45	147	23	28	4	1	0	16	33	4	44	4	5
16 Ahn, Peter	.190	7-6	21	1	4	1	0	0	2	1	3	8	1	1	.248	47-25	105	18	26	7	4	1	22	11	5	39	4	6
5 Williams, Christian	.182	3-3	11	3	2	0	1	1	2	1	0	5	0	0	.182	3-3	11	3	2	0	1	1	2	1	0	5	0	0
2 Kark, Dillon	.125	5-5	16	1	2	0	0	1	2	1	0	2	0	0	.205	40-25	78	10	16	3	0	2	10	5	6	22	1	2
55 Busch, Sam	.000	3-0	4	0	0	0	0	0	0	0	0	3	0	0	.000	3-0	4	0	0	0	0	0	0	0	0	3	0	0
38 Thompson, Ganin	.000	2-0	2	0	0	0	0	0	0	0	0	2	0	0	.000	2-0	2	0	0	0	0	0	0	0	0	2	0	0
32 Iverson, Zach	.000	2-0	0	0	0	0	0	0	0	0	0	0	0	0	.229	133-126	446	58	102	20	4	2	58	55	1	123	4	7
Totals	.304	7-7	250	42	76	14	4	9	38	23	5	67	13	15														
Opponents	.293	7-7	246	55	72	13	3	9	49	39	12	76	10	12														

(All games Sorted by Earned run avg)

Player	SEASON												CAREER													
	ERA	W-L	App	GS	CG	Sho	Sv	IP	H	R	ER	BB	SO	ERA	W-L	App	GS	CG	Sho	Sv	IP	H	R	ER	BB	SO
35 Bischoff, Kyle	0.00	0-0	2	0	0	0	1	3.0	8	5	0	2	5	0.00	0-0	2	0	0	0	1	3.0	8	5	0	2	5
7 Martin, Brian	0.00	0-0	1	0	0	0	0	3.0	2	0	0	1	3	4.15	1-0	3	0	0	0	0	4.1	4	4	2	3	4
6 Rush, Wyatt	2.45	0-1	2	0	0	0	0	3.2	7	4	1	1	5	4.15	1-2	19	1	0	0	0	30.1	29	19	14	18	28
42 Szczepaniak, Ryan	3.68	1-0	2	2	0	0	0	7.1	6	3	3	6	10	3.68	1-0	2	2	0	0	0	7.1	6	3	3	6	10
31 Tomicic, Conner	4.15	1-0	2	0	0	0	0	8.2	8	4	4	3	12	4.15	1-0	2	0	0	0	0	8.2	8	4	4	3	12
32 Iverson, Zach	5.62	0-1	2	2	0	0	0	8.0	9	5	5	3	14	5.45	0-3	24	3	0	0	8	34.2	47	23	21	14	40
30 Dunning, Kyle	6.00	1-1	2	0	0	0	0	3.0	1	4	2	2	3	6.00	1-1	2	0	0	0	0	3.0	1	4	2	2	3
17 Carson, Andrew	6.75	0-0	3	0	0	0	0	4.0	3	3	3	7	5	6.75	0-0	3	0	0	0	0	4.0	3	3	3	7	5
26 Planto, Dominic	7.20	0-0	2	0	0	0	1	5.0	6	4	4	3	5	7.20	0-0	2	0	0	0	1	5.0	6	4	4	3	5
46 Powers, Nick	11.81	0-1	2	2	0	0	0	5.1	8	8	7	4	5	5.62	4-3	11	11	0	0	0	49.2	57	36	31	22	40
8 Cook, Harrison	12.86	0-0	2	1	0	0	0	7.0	10	10	10	6	6	12.86	0-0	2	1	0	0	0	7.0	10	10	10	6	6
10 Hann, Dominic	45.00	0-0	1	0	0	0	0	1.0	4	5	5	1	3	7.20	0-0	13	0	0	0	0	15.0	20	12	12	10	14
Totals	6.71	3-4	7	7	0	0	2	59.0	72	55	44	39	76													
Opponents	5.43	4-3	7	7	0	0	1	63.0	76	42	38	23	67													



BIG INNINGS (FOUR OR MORE RUNS)

MSU

2022 Stats

Date	Opponent	Inning	Batters	R	H	E	LOB	Score
Feb. 19	UNLV-G1	7th	9	5	3	0	1	W, 10-6
Feb. 19	UNLV-G2	2nd	7	4	2	1	0	W, 12-6
Feb. 19	UNLV-G2	8th	8	5	4	0	0	W, 12-6
Feb. 20	UNLV	1st	7	4	3	1	0	W, 11-7

Big innings: 4

Record with a big inning: 3-0 (1.00)

2021 Stats

Date	Opponent	Inning	Batters	R	H	E	LOB	Score
Mar. 6	Maryland	7th	10	4	4	1	3	W, 5-4
Mar. 20	Illinois	1st	7	4	3	1	0	W, 11-0
Mar. 20	Illinois	6th	9	6	4	1	1	W, 11-0
Apr. 2	Minnesota	6th	9	4	3	1	2	W, 7-6
Apr. 3	Minnesota	9th	8	4	3	0	1	L, 10-9
Apr. 4	Minnesota	8th	12	6	3	0	3	W, 10-7
May 9	Michigan	5th	11	7	2	1	0	W, 10-2
May 14	Ohio State	2nd	8	4	3	0	1	W, 10-7
May 14	Ohio State	7th	9	4	4	0	2	W, 10-7
May 21	Rutgers	1st	9	6	6	2	0	W, 12-1
May 23	Rutgers	8th	10	7	7	0	0	W, 14-8
May 29	Iowa	3rd	8	4	5	0	1	L, 7-4

Big innings: 12

Record with a big inning: 8-2 (.800)

2020 Stats

Date	Opponent	Inning	Batters	R	H	E	LOB	Score
Feb. 14	Morehead State	2nd	8	4	4	0	1	W, 15-3
Feb. 14	Morehead State	5th	9	4	5	0	2	W, 15-3
Feb. 15	Morehead State	8th	9	4	4	0	2	W, 5-2
Feb. 23	Merrimack	3rd	10	6	4	1	1	W, 15-14 (10)
March 1	Ball State	7th	8	4	4	2	1	W, 8-6

Big innings: 5

Record with a big inning: 4-0 (1.000)

2019 Stats

Date	Opponent	Inning	Batters	R	H	E	LOB	Score
Mar. 5	Arizona	7th	13	8	5	4	2	W, 9-5
Apr. 3	Central Michigan	2nd	9	5	5	0	1	L, 8-6
Apr. 21	Indiana-G1	7th	8	5	4	0	0	W, 5-3
Apr. 23	Oakland	8th	12	6	4	0	3	W, 12-2
May 8	Valparaiso	7th	8	4	4	0	1	W, 9-3
May 12	Iowa	7th	9	5	4	0	1	W, 7-3

Big innings: 6

Record with a big inning: 5-1 (.833)

OPPONENTS

2022 Stats

Date	Opponent	Inning	Batters	R	H	E	LOB	Score
Feb. 27	ACU-G1	8th	9	5	4	0	1	L, 10-1
Feb. 27	ACU-G2	1st	10	6	5	0	1	L, 12-4
Feb. 28	ACU	7th	14	9	6	2	2	L, 10-2

Opponent big innings: 3

Record when opponent has a big inning: 0-3 (.000)

2021 Stats

Date	Opponent	Inning	Batters	R	H	E	LOB	Score
Mar. 12	Northwestern	1st	8	4	2	1	1	L, 14-2
Mar. 12	Northwestern	2nd	9	5	3	0	1	L, 14-2
Mar. 12	Northwestern	3rd	7	4	3	0	0	L, 14-2
Mar. 21	Illinois	3rd	8	4	5	0	1	L, 7-3
Mar. 22	Michigan	9th	10	8	7	0	0	L, 8-7
Mar. 26	Indiana	5th	9	4	5	1	2	L, 8-2
Mar. 26	Indiana	6th	8	4	2	0	1	L, 8-2
Mar. 27	Indiana	3rd	7	4	3	0	0	L, 10-4
Apr. 2	Minnesota	4th	9	4	3	1	2	W, 7-6
Apr. 9	Penn State	1st	7	4	3	0	0	L, 7-3
Apr. 16	Illinois	5th	10	5	4	0	2	L, 13-4
Apr. 17	Illinois	5th	8	4	3	0	1	L, 15-8
Apr. 17	Illinois	8th	10	6	3	1	1	L, 15-8
Apr. 18	Purdue	9th	7	4	2	0	0	L, 8-3
May 1	Penn State	1st	14	10	8	0	1	L, 27-4
May 1	Penn State	3rd	10	7	7	0	0	L, 27-4
May 1	Penn State	6th	11	5	3	1	3	L, 27-4
May 22	Rutgers	3rd	11	5	3	0	3	L, 15-8
May 22	Rutgers	6th	8	4	5	1	1	L, 15-8
May 22	Rutgers	8th	9	5	2	2	1	L, 15-8
May 28	Iowa	8th	14	8	2	0	3	L, 12-1
May 30	Iowa	3rd	13	9	5	0	1	L, 11-3

Opponent big innings: 22

Record when opponent has a big inning: 1-13 (.071)

2020 Stats

Date	Opponent	Inning	Batters	R	H	E	LOB	Score
Feb. 16	Morehead State	9th	7	4	1	1	0	W, 10-4
Feb. 21	Merrimack	8th	8	4	2	0	0	L, 9-6 (11)
Feb. 23	Merrimack	5th	7	4	4	0	0	W, 15-14 (10)
Feb. 23	Merrimack	5th	12	7	5	1	2	W, 15-14 (10)
Feb. 28	Kansas	9th	8	4	1	1	1	W, 8-7
Mar. 1	Ball State	3rd	9	4	5	0	2	W, 8-6

Opponent big innings: 6

Record when opponent has a big inning: 4-1 (.800)

2019 Stats

Date	Opponent	Inning	Batters	R	H	E	LOB	Score
Feb. 22-2	Coastal Carolina	6th	11	5	6	1	3	L, 12-5
Feb. 24	Kent State	3rd	8	5	2	0	0	L, 12-2
Feb. 24	Kent State	4th	8	5	5	0	0	L, 12-2
Mar. 3	Arizona State	7th	11	5	4	1	3	L, 13-2
Mar. 10	App. State	2nd	9	5	4	3	1	L, 9-6
Mar. 16	UConn-1	1st	11	6	3	1	2	L, 17-4
Mar. 16	UConn-1	8th	10	4	1	0	3	L, 17-4
Mar. 30	Michigan	3rd	7	4	3	0	0	L, 16-2
Mar. 30	Michigan	5th	9	5	5	0	1	L, 16-2
Apr. 13	Rutgers	1st	9	5	5	2	1	L, 6-3
Apr. 14	Rutgers	4th	9	4	2	1	2	L, 8-0
Apr. 19	Indiana	5th	11	5	3	1	3	L, 13-4
Apr. 21	Indiana-G2	4th	10	4	2	2	3	L, 11-2
May 10	Iowa	1st	7	4	3	0	0	L, 7-5
May 14	Central Michigan	6th	9	5	2	0	1	L, 10-2

Opponent big innings: 15

Record when opponent has a big inning: 0-12 (.000)



THE LAST TIME...

MSU played a 10-inning game.....	Feb. 23, 2020 vs. Merrimack (W, 15-14)
MSU played an 11-inning game.....	April 17, 2021 vs. Purdue (at Champaign, Ill.) (L, 2-1)
MSU played a 12-inning game.....	April 25, 2021 vs. Nebraska (L, 9-6)
MSU played a 13-inning game.....	April 8, 2012 at Michigan (W, 10-8)
MSU played a 14-inning game.....	April 13, 2016 vs. Central Michigan (W, 7-3)
MSU played a 15-inning game.....	March 10, 2012 vs. Seton Hall (W, 4-3)

Team Offense

Scored 10-14 runs	Feb. 20, 2022 at UNLV (W, 11-7)
Scored 15+ runs.....	Feb. 23, 2020 vs. Merrimack (W, 15-14 - 10 inn.)
Scored 20+ runs.....	Feb. 25, 2017 at UNC Greensboro (W, 22-16)
Scored 25+ runs.....	April 4, 2010 vs. Iowa (W, 26-11)
20 Hits	22 hits, Feb. 14, 2020 vs. Morehead State (W, 15-3)
5+ Home Runs	8, March 26, 2017 at Illinois (W, 17-6)
10 Stolen Bases	11, April 29, 2017 at Northwestern (W, 13-5)
Walk-Off Win	Feb. 28, 2020 vs. Kansas (W, 8-7)
Defensive Walk-Off.....	Feb. 29, 2020 vs. Western Carolina (W, 4-3)
Come-From-Behind More Than 3 Runs.....	April 4, 2021 at Minnesota (Down 7-0 after 5th; W, 10-7)

Individual Offense

Grand Slam	Brock Vradenburg, Feb. 19, 2022 at UNLV (2nd inn; W, 12-6)
Hit for the cycle	Ryan Jones, May 15, 2010 vs. Indiana (5-for-5; W, 10-4)
4-for-4.....	Justin Antoncic, April 7, 2019 vs. Indiana State (W, 6-0)
5-for-5.....	Bailey Peterson, Feb. 21, 2020 vs. Merrimack (5-for-5; L, 9-6 - 10 inn.)
5 Hits	Bailey Peterson, Feb. 21, 2020 vs. Merrimack (5-for-5; L, 9-6 - 10 inn.)
6 Hits	Brandon Eckerle, April 4, 2010 vs. Iowa (6-for-7; W, 26-11)
5 RBIs.....	Dan Durkin, April 16, 2017 vs. Ohio State (2-for-4; L, 13-8)
6 RBIs.....	Ryan Krill, April 12, 2015 vs. Northwestern (5-for-6; W, 14-3)
7 RBIs.....	Bailey Peterson May 23, 2021 at Rutgers (4-for-5, 2 HR; W, 14-8)
8 RBIs.....	Bob Malek, April 19, 2000 at Detroit (3-for-3; W, 16-9)
2 home runs	Bailey Peterson, May 23, 2021 at Rutgers (4-for-5, 7 RBI; W, 14-8)
3 home runs	Brandon Hughes, March 26, 2017 at Illinois (W, 17-6)
3 stolen bases.....	Danny Gleaves, May 5, 2018 at Penn State (W, 6-4)
4 stolen bases.....	Danny Gleaves, Feb. 25, 2017 at UNCG (W, 22-16)

Team Defense

Turned Four Double Plays.....	May 23, 2018 vs. Minnesota (BTT, L, 3-2)
Turned A Triple Play.....	May 13, 2017 at Nebraska (L, 2-5)

Pitching

Shut out an opponent	May 15, 2021 at Ohio State (W, 2-0)
Back-To-Back Wins On Shutouts.....	March 20, 2021 vs. Illinois (W, 11-0) / March 22, 2021 at Michigan (W, 3-0)
Shut out by an opponent.....	April 23, 2021 vs. Nebraska (L, 4-0)
15 Strikeouts.....	16, May 7, 2021 vs. Michigan (L, 3-1)
20 Strikeouts.....	22, April 25, 2021 vs. Nebraska (L, 9-6 (12 inn.))

Individual Pitching

No-hitter in a Big Ten game	Nolan Moody, April 4, 2009 vs. Northwestern (9.0 IP, 2 BB, 5 K; W, 2-0)
No-hitter in a non-conference game	Chase Rihtarchik, March 23, 2013 vs. Oakland (9.0 IP, 2 R, 3 BB, 3 K; W, 3-2)
One-hitter	Mick VanVossen, April 26, 2015 at Indiana (9.0 IP, 1 H, 3 BB, 8 K; W, 7-0)
Complete game	Mike Mokma, March 9, 2019 vs. Ohio State (9.0 IP, 7 H, 0 BB, 11 K; W, 7-1)
.....	Mason Erla*, April 7, 2019 vs. Indiana State (9.0 IP, 2 H, 3 BB, 6 K; W, 1-0)
Complete game shutout.....	Cam Vieaux, April 15, 2016 at Purdue (9.0 IP, 9 H, 0 R, 0 BB, 4 K; W, 11-0)
.....	Mason Erla*, April 7, 2019 vs. Indiana State (9.0 IP, 2 H, 3 BB, 6 K; W, 1-0)
Combined shutout.....	Jackson Bennett (3.0 iP), Burrell Jones (3.2 IP), William Christophersen (1.1 IP), Sam Benschoter (1.0 IP) at Ohio State, May 15, 2021; W, 2-0
10-12 Strikeouts By Starter.....	Sam Benschoter, March 5, 2021 vs. Maryland (8.0 IP, 5 H, 4 BB, 10 K; W, 6-0)
10-12 Strikeouts By Reliever.....	17, Sam Benschoter, April 25, 2021 vs. Nebraska (9.1 IP relief, 5 H, 3 R, 4 BB, 17 K; L, 9-6 (12 inn.))
12+ Strikeouts.....	12, Riley McCauley, Feb. 16, 2018 at Fresno State (6.0 IP, 2 H, 1 R, 2 BB, 12 K; L, 5-4)
15+ Strikeouts.....	17, Sam Benschoter, April 25, 2021 vs. Nebraska (9.1 IP relief, 5 H, 3 R, 4 BB, 17 K; L, 9-6 (12 inn.))

Reached Base Consecutive At Bats

10 at bats.....	Bailey Peterson (Feb. 16 - Feb. 21, 2020)
-----------------	---

Longest Hitting Streaks in School History

33 games	Ryan Jones (March 6 - May 8, 2011)
24 games	Troy Krider (March 19 - April 29, 2005)
21 games	Jordan Zimmerman (March 5 - April 12, 2016)

* = Game went 10 innings


Bold Italics = 2022




2022 RADIO/TV ROSTER

MICHIGAN STATE

BASEBALL



1 • TRENT FARQUHAR
INF • SO • L/R
5-8 • 177
Highland, Mich.



2 • DILLON KARK
INF • SO • R/R
6-2 • 191
White Lake, Mich.



3 • ZAID WALKER
OF • JR • R/R
6-2 • 206
Homewood, Ill.



5 • CHRISTIAN WILLIAMS
C • R-FR • R/R
5-9 • 190
Carmel, Ind.




6 • WYATT RUSH
RHP • R-JR • R/R
6-3 • 210
Grand Ledge, Mich.




7 • BRIAN MARTIN
OF/RHP • R-SO • R/R
6-1 • 176
Westland, Mich.



8 • HARRISON COOK
RHP • SO • R/R
6-5 • 178
Solon, Iowa



9 • JACOB ANDERSON
INF • FR • R/R
6-1 • 201
Oakland Township, Mich.



10 • DOMINIC HANN
RHP • SO • R/R
6-2 • 225
Washington, Mich.



11 • GABE SOTRES
C • R-SO • R/R
5-10 • 208
Allen Park, Mich.



12 • AIDEN ARBAUGH
LHP/OF • FR • L/L
6-2 • 177
Saline, Mich.



13 • ZACH HOPMAN
LHP • SO • L/L
5-11 • 183
Brighton, Mich.




14 • MITCH JEBB
INF • SO • L/R
6-1 • 176
Saginaw, Mich.



15 • REESE TRAHEY
INF/OF • JR • L/R
6-3 • 189
West Bloomfield, Mich.



16 • PETER AHN
OF/INF • R-JR • L/L
6-2 • 187
Delafield, Wis.



17 • ANDREW CARSON
RHP • JR • R/R
6-2 • 187
Rochester, Minn.



18 • GUNNER ALDRIDGE
INF • FR • L/R
6-2 • 171
Lake Orion, Mich.



19 • BRYAN BROECKER
C • R-FR • R/R
6-2 • 197
Chicago, Ill.




20 • JAYDEN TERRES
OF • FR • R/R
5-10 • 191
Tyler, Texas



21 • JACK FRANK
OF • SO • L/L
5-11 • 201
Strongsville, Ohio



22 • PARKER PILAT
INF • SO • R/R
6-3 • 200
Rochester Hills, Mich.



24 • ERIK STERN
LHP • FR • L/L
6-7 • 202
Akron, Ohio



26 • DOMINIC PIANTO
RHP • R-FR • R/R
6-2 • 177
Hendersonville, Tenn.



28 • BROCK VRADENBURG
INF • SO • L/R
6-7 • 232
Pasadena, Calif.



30 • KYLE DUNNING
RHP • SO • R/R
6-2 • 194
Tacoma, Wash.



31 • CONNER TOMASIC
RHP/INF • JR • R/R
6-1 • 177
Schererville, Ind.



32 • ZACH IVERSON
INF/OF/RHP • SR • L/R
6-3 • 210
Charlotte, N.C.



33 • CASEY MAYES
OF • JR • L/R
6-1 • 215
Wichita, Kan.



34 • JACK BROCKHAUS
LHP • JR • L/L
6-7 • 231
Birmingham, Mich.



35 • KYLE BISCHOFF
RHP • G-SR • R/R
6-2 • 211
Macomb, Mich.



36 • MASON KOTTMAYER
RHP • R-FR • R/R
6-6 • 197
North Aurora, Ill.



37 • NICK SMITH
RHP • SO • R/R
6-3 • 206
Waukegan, Wis.



38 • GANIN THOMPSON
OF • R-FR • R/R
6-7 • 237
Sioux Falls, S.D.




42 • RYAN SZCZEPANIAK
RHP • FR • R/R
6-3 • 221
Woodhaven, Mich.



44 • ADAM BERGHORST
RHP • SO • R/R
6-6 • 245
Zeeland, Mich.



46 • NICK POWERS
LHP • SO • R/L
6-1 • 205
Flushing, Mich.



55 • SAM BUSCH
INF • R-FR • L/L
6-5 • 229
East Lansing, Mich.



23 • JAKE BOSS JR.
Head Coach
14th Year




45 • GRAHAM SIKES
Assistant Coach
12th Year



4 • MARK VAN AMEYDE
Assistant Coach
Fifth Year/11th Overall



27 • ANDREW STONE
Volunteer Assistant
Coach
First Year



49 • RYAN KROKOS
Director of
Operations
Third Year

