



GAMES 45-47: KANSAS | MAY 6-8 | TOINTON FAMILY STADIUM



Head Coach.....Pete Hughes
Career Record.....744-576-3 (25th season)
School Record.....92-84 (4th season)
Home.....17-5
Away.....6-13
Neutral.....0-3
Last 10 Games.....6-4
Current Streak.....W2

Projected Rotation

Friday.....RHP Griffin Hassall (4-5, 6.52 ERA)
Saturday.....RHP Blake Adams (4-4, 4.57 ERA)
Sunday.....RHP Connor McCullough (3-3, 5.07 ERA)

INSIDE THE Series**»GAME 45**

Friday, May 6 | 6 p.m.

RHP Griffin Hassall vs. LHP Daniel Hegarty

Watch: Big 12 Now on ESPN+
 Radio: News Radio KMAN
 Listen: K-StateSports.com/watch
 Live Stats: K-StateSports.com

»GAME 46

Saturday, May 7 | 4 p.m.

RHP Blake Adams vs. RHP Cole Larsen

Watch: Big 12 Now on ESPN+
 Radio: K-State Sports Radio Network
 Listen: K-StateSports.com/watch
 Live Stats: K-StateSports.com

»GAME 47

Sunday, May 8 | 1 p.m.

RHP Connor McCullough vs. RHP Ryan Vanderhei

Watch: Big 12 Now on ESPN+
 Radio: News Radio KMAN
 Listen: K-StateSports.com/watch
 Live Stats: K-StateSports.com

»SERIES HISTORY**K-STATE vs. KANSAS**

All-Time.....K-State leads 181-176-1 (41-30 Big 12)
 K-State at Home.....103-81-1
 K-State on the Road.....71-92
 K-State at Neutral Site.....7-3

Last Meeting.....5/15/21 (K-State 6, Kansas 2)
 Last K-State Win.....5/15/21 (K-State 6, Kansas 2)
 Last K-State Loss.....5/14/21 (Kansas 10, K-State 0 [7])
 Last K-State Home Win.....5/13/18 (K-State 7, Kansas 6 [1])
 Last K-State Home Loss.....5/11/18 (Kansas 9, K-State 8 [10])




Last K-State Series Win.....2018 (2-1)
 Last K-State Home Series Win.....2010 (2-1)
 Last K-State Home Sweep.....2008 (3-0)
 Last K-State Home Series Loss.....2014 (2-1)
 Last Time K-State Was Swept in Home Series.....2004 (3-0)

Last 10 in Series.....3-7
 Current Streak.....W1
 Hughes (at K-State) vs. Kansas.....1-6

»STADIUM INFO

Field.....Tointon Family Stadium
 Location.....Manhattan, Kan.
 Capacity/Dimensions.....2,344/325'-390'-320'
 Surface.....Field Turf

**TEAM-BY-TEAM Comparison**

	.284	.369	.493	6.5	9.7	106	6	65	263	177	351	35-46	5.94	384.2	423	230	.270	.964
	AVG	OBP	SLG	R/G	H/G	2B	3B	HR	RBI	BB	K	SB-A	ERA	IP	K	BB	B/AVG	FLD%
	.274	.357	.431	5.9	9.2	89	14	46	262	175	361	50-65	7.40	398.2	330	183	.297	.972

2022 Schedule**OVERALL: 23-21**

Big 12: 4-11 | Non-Conference: 19-10
 Home: 17-5 | Away: 6-13 | Neutral: 0-3
 Last 10 Games: 6-4 | Streak: W2

FEBRUARY (1-5)	RESULT/TIME (CT)
18 vs. #10 Arizona*	L, 8-6
19 vs. Michigan*	L, 10-2
20 vs. Auburn*	L, 12-1
25 at CSU Bakersfield	L, 4-3 (11)
26 at CSU Bakersfield	L, 2-1
27 at CSU Bakersfield	W, 8-2

MARCH (12-6)

1 at Cal State Fullerton	L, 7-5
4 at Loyola Marymount	W, 11-0
5 at Loyola Marymount	W, 10-5
6 at Loyola Marymount	L, 14-7
9 NEBRASKA	W, 6-4
12 CENTRAL CONN. STATE	W, 6-3
13 CENTRAL CONN. STATE (DH)	W, 5-3
13 CENTRAL CONN. STATE (DH)	W, 5-2
15 at Omaha	W, 8-4
18 MOREHEAD STATE	W, 10-2
19 MOREHEAD STATE	W, 15-2
20 MOREHEAD STATE	W, 9-6
22 AIR FORCE	CANCELLED
23 AIR FORCE	L, 4-3
25 at #19 TCU*	L, 7-5
26 at #19 TCU*	L, 14-5
27 at #19 TCU*	L, 11-3
29 NORTHERN COLORADO	W, 8-6
30 NORTHERN COLORADO	W, 10-7

APRIL (8-10)

1 #6 OKLAHOMA STATE*	L, 12-9
2 #6 OKLAHOMA STATE*	L, 8-6
3 #6 OKLAHOMA STATE*	W, 7-2
5 CREIGHTON	W, 7-5
8 at #4 Texas Tech*	L, 6-3
9 at #4 Texas Tech*	L, 14-0
10 at #4 Texas Tech*	L, 7-6
14 #7 TEXAS*	W, 8-5
15 #7 TEXAS*	W, 8-1
16 #7 TEXAS*	L, 4-2
18 at Wichita State	W, 12-1
19 OMAHA	W, 11-3
22 UC IRVINE	W, 13-8
23 UC IRVINE	L, 16-7
24 UC IRVINE	W, 5-3
26 at Nebraska	L, 8-6
29 at Oklahoma*	L, 14-2
30 at Oklahoma*	L, 22-10

MAY (2-0)

1 at Oklahoma*	W, 8-7
3 WICHITA STATE	W, 3-1
6 KANSAS*	6 p.m.
7 KANSAS*	4 p.m.
8 KANSAS*	1 p.m.
13 BAYLOR*	6 p.m.
14 BAYLOR*	4 p.m.
15 BAYLOR*	1 p.m.
17 at Virginia Tech	5 p.m.
19 at West Virginia*	5:30 p.m.
20 at West Virginia*	5:30 p.m.
21 at West Virginia*	12 p.m.
25 Phillips 66 Big 12 Championship!	

*Globe Life Field (Arlington, Texas)

!Big 12 Championship (Arlington, Texas)

*Big 12 Game

Home games in **BOLD**

Feb: 1-5 | H: 0-0 // A: 1-2 // N: 0-3
March: 12-6 | H: 9-1 // A: 3-5 // Big 12: 0-3
April: 8-10 | H: 7-4 // A: 1-6 // Big 12: 3-8
May: 2-0 | H: 1-0 // A: 1-0 // Big 12: 1-0



Every K-State home game is carried on Big 12 Now on ESPN+ while every game, home and away, can be heard on News Radio KMAN (93.3 FM, 1350 AM) with streaming audio at K-State Sports.com/watch.

K-STATE QUICK FACTS

UNIVERSITY INFORMATION

Location.....	Manhattan, Kan.
Founded.....	1863
Enrollment.....	20,229
President.....	Richard Linton
Director of Athletics.....	Gene Taylor
Faculty Representative.....	Dr. Be Stoney
SWA.....	Jill Shields
Ticket Office Phone.....	800-221-CATS
Nickname.....	Wildcats
Colors.....	Purple and White
Affiliation.....	NCAA Division I
Conference.....	Big 12
Website.....	K-StateSports.com

PROGRAM HISTORY

Year of Baseball.....	122nd
First Season.....	1897
All-Time Record.....	1,927-1,918-10 (.501)
All-Time Big 12 Record.....	225-411-3 (.354)
Big 12 Conference Tournament.....	17-22
NCAA Tournament Appearances.....	4
Last NCAA Appearance.....	2013 (Super)
NCAA Tournament Record.....	7-8

TEAM INFORMATION

2021 Record.....	34-23 (.596)
2021 Big 12 Record.....	10-14 (.417)
2021 Postseason.....	Big 12 Tourn. (semis)
2021 Final Ranking.....	N/A
Conference Finish.....	7th
Letterwinners Returning.....	11
Letterwinners Lost.....	25
Starters Returning/Lost.....	3/7
Pitchers Returning/Lost.....	6/13
Newcomers.....	24 (12 freshmen/12 transfers)

FACILITY INFORMATION

Stadium.....	Tointon Family Stadium
Opened/Re-dedicated.....	1961/2002
Capacity.....	2,334
Dimensions.....	325'-390'-320'
Playing Surface..	AstroTurf Gameday Grass
All-Time Home Record..	1,224-739-3 (.623)
Press Box Phone.....	785-532-5801

ATHLETICS COMMUNICATIONS

Baseball Contact.....	Christopher Brown
Email.....	cbrown@kstatesports.com
Office Phone.....	785-532-7976
Cell Phone.....	785-320-3090

COACHING STAFF

Head Coach	#19 Pete Hughes
	4th season
	3rd base coach
Pitching Coordinator	#14 Buck Taylor
	4th season
Assistant Coach	#21 Austin Wates
	4th season
Volunteer Assistant	Thomas Hughes
	2nd season
	1st base coach
Graduate Assistant	Luke Bay
	2nd season
	Patrick Sullivan
	2nd season
Strength Coach	B.J. Foley
Athletic Trainer	Blaine Burris
Dir. of Baseball Ops	Ryan Connolly
Dir. of Player/Program Dev.	Colin Greaser

A LOOK AT K-STATE

K-State continues its seven-game homestand against in-state rival Kansas at Tointon Family Stadium, as the 2022 edition of the Dillons Sunflower Showdown starts Friday ... The Wildcats kicked off a sting of four consecutive games against in-state rivals with a 3-1 win over Wichita State Tuesday night ... German Fajardo took a no-hitter into the sixth inning and finished with a career-high 10 strikeouts in the start, earning his both wins against the Shockers this season in the season sweep ... Nick Goodwin and Dylan Phillips tallied back-to-back two-out RBI doubles in the third for the Wildcats' only runs ... Phillips recorded a four-out save for his team-leading fourth of the season ... Last weekend, the Cats dropped two of three games at Oklahoma, as K-State salvaged the series finale on Sunday 8-7 ... Dominic Johnson hit a go-ahead two-run home run in the eighth inning, capping a stretch of six unanswered runs in the comeback victory over the Sooners ... OU clinched the series behind a 14-2 win in the opener before a 22-10 victory on Saturday ... Sunday's win snapped a seven-game road losing streak at Oklahoma and marked the Cats' first road win of conference play ... Additionally, Sunday was also K-State's first one-run victory of the season ... Josh Nicoloff ignited a four-run eighth with a solo homer and Justin Mitchell, a former Sooner, tied the game with his second double of the game ... K-State trailed OU 6-2 after six innings, but rallied for two runs in the seventh before taking the lead behind a four-run eighth ... Blake Corsentino tossed three innings in relief of Blake Adams, as Corsentino scattered three hits and allowed one run in earning the victory ... Phillips moved to the mound to collect his third save of the season ... Cole Johnson turned in his first multi-homer game of his career Saturday, as the junior outfielder went 2-for-3 with a career-high five RBI ... Raphael Pelletier also homered in Saturday's loss ... The Wildcats sit in eighth place in the Big 12 standings, owning a one-game edge over ninth-place Kansas and are one and a half games behind Baylor in seventh.

INDIVIDUAL BIG 12 RANKS

Rank	Player	Stat
#5	Dominic Johnson	16 doubles
#5	Nick Goodwin	16 doubles
#6	Dylan Phillips	11 home runs
#6	Nick Goodwin	2 triples
#6	Orlando Salinas	2 triples
#7	Dominic Johnson	61 hits
#7	Blake Adams	61.0 innings pitched
#8	Dominic Johnson	.353 average
#8	Dominic Johnson	.436 OBP
#8	Blake Corsentino	3.60 ERA
#8	Blake Adams	63 strikeouts
#9	Dominic Johnson	.584 slugging
#9	Connor McCullough	60.1 innings pitched

K-STATE BIG 12 RANKS

Rank	Category	Stat
#3	Doubles	106
#3	Slugging percentage	.493
#3	Home runs	65
#3	Strikeouts	423
#4	Batting average	.284

SCOUTING KU

Kansas (19-27, 3-12 Big 12) sits in ninth place in the Big 12 standings after dropping two of three games at home to West Virginia last weekend ... The Jayhawks split a two-game midweek set at Omaha, claiming the finale 11-3 to snap a three-game losing streak ... Wednesday's win marked Kansas' 2,000th program victory ... KU's offense is led by Maui Ahuna,

who is hitting .405 on the season with 14 doubles, four triples and six home runs ... Nolan Metcalf is second on the team with his .329 average to go with 14 doubles, six homers and 43 RBI ... As a team, the Jayhawks own a .274 average with 46 home runs and 50 stolen bases ... On the mound, Cole Larsen and Ryan Vanderhei have each made 11 starts ... Larsen is 1-6 with a 7.11 ERA while Vanderhei is 5-4 with a 6.15 ERA ... Daniel Hagerty tossed a complete game last Friday against West Virginia, allowing three runs on eight hits in a 7-3 victory ... It was Hagerty's second complete game in his last three starts ... Stone Hewlett has a team-leading 19 relief outings and Jonah Ulane has a team-high five saves in eight outings ... KU's team ERA of 7.40 and .297 opponent batting average are both highest in the Big 12.

INSIDE THE SERIES

The Dillons Sunflower Showdown will take place at Tointon Family Stadium for the first time since 2018 ... K-State and Kansas have met 358 times in their history, dating back to 1897 ... K-State is 181-176-1 (41-30 Big 12) against its rival - its most victories against any single team in program history ... The Wildcats are 103-81-1 at home vs. KU after winning two of three games at Tointon Family Stadium in 2018, two of which went to extra innings ... K-State won the last meeting between the sides last season by a 6-2 score at Hognlund Ballpark, salvaging the series finale ... The win snapped a six-game skid to the Jayhawks, going back to 2019 ... K-State has won six of the last seven series at home, last sweeping KU in a weekend series in 2008 ... In his fourth season as the Wildcats' head coach, Pete Hughes is 1-6 against Kansas.

KING WHAMMER

Against Oklahoma State on April 2, Dylan Phillips belted two home runs to become K-State's all-time home run leader ... Phillips tied Scott Poepard's record of 37 in the April 1 contest before breaking it in the first inning Saturday ... Poepard's record had stood since 1997 (25 years), as Phillips now has 42 career homers after belting two bombs against No. 7 Texas ... Phillips now owns eight career multi-homer games and three this season ... His record-breaking performance earned him Big 12 Player of the Week honors on April 4, the first weekly award of his career ... His 42 career homers rank 17th among active players in Division I and tops in the Big 12 ... The Omaha product tied the program's single-season home run record last season with 16 bombs, ranking second in the Big 12 ... His 16 homers were the most by a Wildcat since Poepard and Heath Schesser both did it during the 1997 season ... Phillips was K-State's lone representative on the Preseason All-Big 12 Team while also earning Preseason Third Team All-America honors from Collegiate Baseball.

NO HELP FROM THE SCHEDULE-MAKERS

For the second straight year, K-State began its Big 12 slate with the toughest opening stretch in conference history (past or present Big 12 members) ... All four of K-State's foes in the first half of the league schedule were ranked in the top 20, including each of the last three being in the top 10 in Oklahoma State, Texas and Texas Tech ... In 2021, K-State faced three consecutive top-13 teams in No. 13 Oklahoma State, No. 3 Texas, and No. 3 Texas Tech ... Additionally, two of K-State's first three league series will be away from home, as the Cats opened their Big 12 schedule away from home for the fifth straight year (since 2016) and the ninth time in the last 10 seasons overall.

NUMBERS TO KNOW



K-State is hitting .308 with runners in scoring position this season. Last year the Wildcats managed a .271 average with runners in scoring position.



K-State has blasted 65 home runs this season, good for third in the Big 12. The Wildcats have homered in seven of their last nine games - with multiple homers in six of those outings.



Forty-one percent of K-State's RBI total have come via home runs - 108 of 263 runs batted in.

BOMBS ARE BACK

K-State ranks third in the Big 12 and 28th nationally with 65 home runs this season, with 50 coming over its last 28 games ... K-State has homered in seven of the last nine games with multiple homers in six of those outings ... The Wildcat offense managed just one homer over the season's first five games and turned in seven over their first 10 games ... Twenty times the Cats have hit multiple home runs, including 12 of their last 20 contests ... K-State has 18 home runs over its last nine games and 37 over its last 20 games ... In total, 14 different players have hit at least one home run this season after Brady Day hit his first career long ball against UC Irvine ... A season ago, K-State launched a single-season program record 89 bombs while its 65 home runs this season are already third-most in a season.

HOME COOKIN'

K-State has won 17 of 22 home games this season, including winning its first seven home tilts - the team's longest winning streak to begin its home slate since 2014 ... The Wildcats began their home slate 9-1 for the second straight season ... At home, the Wildcat offense is hitting .306 and slugging .575 with 47 home runs ... K-State averages 7.4 runs a game on 10.4 hits at Tointon Family Stadium ... Conversely, the Cats are hitting .263 and slugging .412 in games away from home, averaging 5.5 runs per game and 9.0 hits a game ... The Wildcat bullpen boasts a 4.43 ERA at home, striking out 112 compared to 53 walks ... In road and neutral contest, K-State relievers have a combined ERA of 8.77 with 107 strikeouts and 81 walks ... K-State has homered in 18 of 22 home games while 47 of its 65 home runs have come at Tointon Family Stadium ... The Cats have outscored teams 163-107 in 22 home games with a +46 run differential (68-22) from the seventh inning on ... Additionally, K-State has outscored its opponents 34-3 in the seventh and eighth innings over its last eight home games ... Dominic Johnson leads the Wildcats in hitting at .381 at home while Cole Johnson is next at .366.

FINALS WEEK

Through 44 games last season, K-State was 27-17 (6-10 Big 12) with a .280 batting average, 76 doubles, 70 home runs and a .483 slugging percentage ... Thus far in the 2022 campaign, the Wildcat offense is hitting .284 with 106 doubles, 65 homers and a .493 slugging percentage ... On the mound, K-State pitchers boasted a combined ERA of 4.34 through 44 games a season ago while this year it has swelled to 5.94 ... The Cats have posted a strikeout rate of 9.9 per nine innings both last season and so far this year.

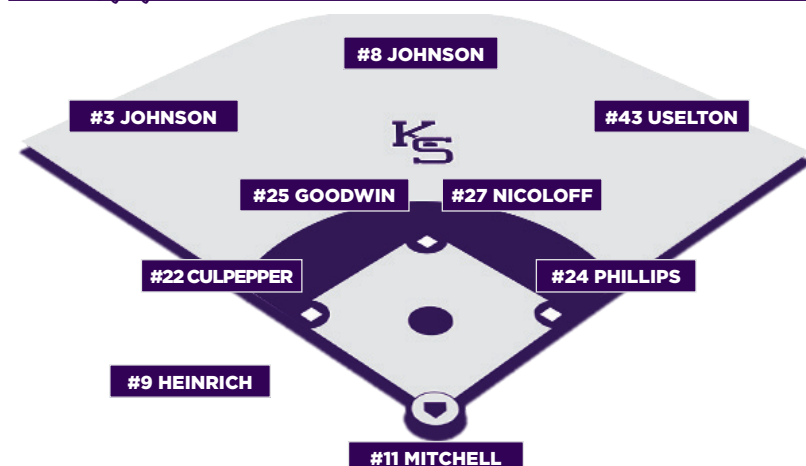
NUMBER NUGGETS

K-State has a -1 run differential through 44 games this season after being outscored 43-20 in three games at Oklahoma ... The Wildcats have outscored opponents 40-26 in the eighth inning alone and 102-73 from the seventh inning on ... K-State scored 11 runs in the seventh inning against UC Irvine - its largest run total in a single inning this season ... The Cats are 19-10 when hitting a home run and 14-6 when hitting multiple homers ... K-State has won nine of 10 games in which it has not committed an error while going 5-12 when committing multiple errors ... When holding opponents to five or fewer runs, the Wildcats are 18-4 ... Conversely, K-State has a record of 4-13 when scoring five or fewer runs in a game and is 19-8 when scoring at least six runs ... The Cats picked up their first one-run victory of the season Sunday at Oklahoma (8-7), improving to 1-4 and snapping a string of five straight one-run losses dating back to last season ... K-State is 7-10 in games decided by two runs or fewer after defeating Wichita State 3-1 on Tuesday ... Twenty-one of K-State's 65 home runs have been game-tying or go-ahead home runs ... Home runs account for 108 of the 263 runs batted in on the season (41 percent), including nine of 19 RBI over three games against the Sooners ... K-State is hitting .308 on the season with runners in scoring position and .270 with two outs, driving in 91 with two away ... Last season, the Cats managed a .271 average with runners in scoring position while hitting .252 with two outs ... Nine of the team's 10 saves have come at Tointon Family Stadium, with the only road save coming from Dylan Phillips Sunday in the series finale at OU ... The Wildcat defense had committed at least one error in 19 of the last 20 games, the only clean sheet being the finale against the Sooners ... Just twice this season has K-State put together consecutive games without an error.

FROM THE 'PEN

On the season, the K-State bullpen is 11-10 with 10 saves, posting a 6.59 earned run average with 219 strikeouts against 134 walks (1.6 strikeout-to-walk ratio) ... The team's ERA drops to 4.43 while at home while nine of 10 saves have come at Tointon Family Stadium ... Additionally, Wildcat relievers are 9-2 and have 112 strikeouts with 53 walks (2.1 strikeout-to-walk ratio) at home ... Six different Cats have earned a save this season, with Dylan Phillips (4) and Blake Corsentino (2) being the only two players with multiple saves ... K-State relievers own an ERA of 3.03 in victories, with 110 strikeouts to 46 walks ... In defeats, the Wildcat bullpen has a 10.49 ERA with 109 strikeouts and 88 walks ... Opponents are hitting .227 against relievers in wins while posting a .323 average in losses.

POTENTIAL Starters (BASED ON LAST SERIES)



2022 PRESEASON BIG 12 COACHES POLL

RK	TEAM (1st-Place Votes)	Points
1.	Texas (8)	64
2.	Oklahoma State (1)	52
3.	Texas Tech	49
4.	TCU	48
5.	Baylor	33
6.	Oklahoma	25
7.	K-State	23
8.	West Virginia	20
9.	Kansas	10

MILESTONE WATCH

CAREER HOME RUNS

1. Dylan Phillips (2019-pres.)	42
2. Scottt Poepard (1994-97)	37
3. Pat Maloney (2002-03)	36

CAREER EXTRA-BASE HITS

8. Jason King (2008-09, 2011)	81
9. Heath Schesser (1995-97)	79
10. Dylan Phillips (2019-pres.)	78

CAREER RBI

9. Nick Martini (2009-11)	153
10. Jason King (2008-09, 11)	151
Dylan Phillips (2019-pres.)	137

CAREER SLUGGING PCT

9. Heath Schesser (1995-97)	591
10. Joe Roundy (2005-06)	559
Dylan Phillips (2019-pres.)	547

DOUBLES (SEASON)

t4. 4 players	20
t8. 6 players	19
N. Goodwin/D. Johnson (2022)	16

TOTAL HOME RUNS (SEASON)

1. 2021	89
2. 1997	75
3. 2022	65

SLUGGING PERCENTAGE (SEASON)

1. 1997	539
2. 1988	522
3. 1982	494
4. 2022	493

STRIKEOUTS PER 9 INNINGS (SEASON)

1. 2022	9.9
1. 2021	9.9
3. 1969	8.6

LONGEST K-STATE WINNING STREAKS

Since 1910

Year(s)	Streak
2006	16
1908, 2014	12
2004	11
1998	10
1906, 1907, 1979, 1981	9
1930, 1978, 2005, 2022	8

D1BASEBALL RANKS

POSITION POWER RANKINGS (April 1)

No. 34 Dominic Johnson - Outfielders
No. 78 Connor McCullough - Starting Pitchers
No. 89 Dylan Phillips - Outfielders

TOP PROSPECTS - 2022 MLB DRAFT (Big 12 ranks)

No. 36 Landry Wideman
No. 40 Christian Ruebeck
No. 43 Blake Adams
No. 47 Dylan Phillips
No. 49 Dominic Johnson



TOP PROSPECTS - 2023 MLB DRAFT (Big 12 ranks)

No. 10 Nick Goodwin
No. 17 Jackson Wentworth

NUMERICAL ROSTER

#	NAME	YR	POS	B/T	HT	WT	HOMETOWN (LAST SCHOOL)
1	Dom Hughes	SO	OF	L/L	5-9	170	Boston, Mass. (North Oconee HS)
2	Dylan Hufft	FR	IF	R/R	5-11	175	Parkville, Mo. (Park Hill South HS)
3	Dominic Johnson	SO	OF	R/R	5-9	185	Edmond, Okla. (Oklahoma State)
4	Orlando Salinas, Jr.	SO	IF	L/R	5-11	185	Corpus Christi, Texas (Oklahoma State)
5	Connor McCullough (c)	R-SO	RHP	R/R	6-1	200	Maumelle, Ark. (Maumelle HS)
6	Terrence Spurlin (c)	SR	IF	R/R	6-1	190	Cypress, Texas (Concordia Lutheran HS)
7	Brady Day	R-FR	IF	L/R	5-11	185	Hampstead, N.H. (Pinkerton Academy)
8	Cole Johnson	JR	OF	R/R	6-1	185	Southlake, Texas (TCU)
9	Jeff Heinrich	SR	IF	R/R	6-0	190	Lake in the Hills, Ill. (South Carolina)
10	Blake Adams	JR	RHP/DH	R/R	6-2	215	Springdale, Ark. (Arkansas)
11	Justin Mitchell (c)	R-SR	C	R/R	3-0	215	Platte City, Mo. (Oklahoma)
12	Cayden Phillips	FR	C	R/R	6-3	205	Amarillo, Texas (Amarillo HS)
13	Nico Rodriguez	SO	RHP	R/R	6-2	215	Edinburg, Texas (Robert Vela HS)
15	Kyan Lodice	FR	OF	L/R	6-2	190	Omaha, Neb. (Millard West HS)
16	Elijah Dale	SO	RHP	B/R	5-11	175	St. Louis, Mo. (St. Pius X HS)
17	Landry Wideman	R-SO	RHP	R/R	6-5	215	San Antonio, Texas (McLennan CC)
18	Cash Rugely	JR	IF	R/R	6-0	195	Round Rock, Texas (Navarro College)
20	Brendan Jones	FR	OF	L/L	5-10	175	Greenbrier, Tenn. (Goodpasture Christian HS)
22	Kaelen Culpepper	FR	IF	R/R	6-0	185	Memphis, Tenn. (St. Benedict at Auburndale HS)
23	Ty Ruhl	R-FR	RHP	R/R	6-2	205	Cairo, Neb. (Millard West HS)
24	Dylan Phillips (c)	JR	OF/LHP	L/L	6-0	220	Omaha, Neb. (Creighton Prep)
25	Nick Goodwin	SO	IF	R/R	6-0	190	Overland Park, Kan. (St. Thomas Aquinas HS)
26	Chris Herb	R-JR	RHP	R/R	6-4	225	Moore, Okla. (Eastern Oklahoma State)
27	Josh Nicoloff	SR	IF	R/R	6-0	210	Ladera Ranch, Calif. (Columbia)
28	Raphael Pelletier	R-FR	C	L/R	6-0	170	Mascouche, Quebec, Canada (Ontario Virtual School)
29	Tyson Neighbors	FR	RHP	R/R	6-1	220	Royse City, Texas (Royse City HS)
30	Jackson Wentworth	FR	RHP	R/R	6-1	195	Urbandale, Iowa (Waukee HS)
31	Christian Ruebeck	SO	RHP	R/R	6-0	185	Denison, Texas (Oklahoma)
32	Wesley Moore	R-JR	LHP	L/L	6-2	200	Surrey, British Columbia, Canada (CSUN)
33	Collin Rothermel	FR	RHP	R/R	6-1	175	San Diego, Calif. (Rancho Bernardo HS)
34	Blake Corsentino	SO	RHP	L/R	6-4	210	Ventura, Calif. (Santa Barbara City College)
36	Andrew Rantz	FR	IF	R/R	6-2	190	Topeka, Kan. (Shawnee Heights HS)
37	German Fajardo	SO	RHP	R/R	5-11	165	Nogales, Ariz. (Arizona)
39	Ben Weber	SO	RHP	R/R	6-0	215	Omaha, Neb. (Southeast CC)
40	Griffin Hassall	JR	RHP	R/R	6-3	195	Newmarket, Ontario, Canada (Bill Crothers)
41	Grant Nicholson	R-FR	LHP	L/L	6-1	205	Holt, Mo. (Kearney HS)
43	Cameron Uselton	SO	OF	R/R	5-11	185	Moore, Okla. (Westmoore HS)
44	Kevin Mannell	FR	RHP	R/R	6-4	205	Topeka, Kan. (Seaman HS)
45	Dillon Pearson	FR	RHP	R/R	6-2	210	San Marcos, Calif. (San Marcos HS)
47	Landry Jurecka	FR	RHP	R/R	6-2	195	Greenwood, Ark. (Greenwood HS)

(c) - team captain

COACHING & SUPPORT STAFF

Head Coach:

#19 Pete Hughes (Davidson, '90) - 3rd base coach - 4th year

Pitching Game Coordinator:

#14 Buck Taylor (San Francisco State, '95) - 4th year

Assistant Coach:

#21 Austin Wates (Virginia Tech, '17) - 4th year

Volunteer Assistant:

Thomas Hughes (Kansas State, '19) - 1st base coach - 2nd year

Athletic Trainer:

Blaine Burris (Oklahoma State, '08) - 8th year

Strength & Conditioning Coach:

B.J. Foley (UMass Lowell, '16) - 1st year

Director of Baseball Operations:

Ryan Connolly (Notre Dame, '09) - 4th year

Director of Player & Program Development:

Colin Greaser (Kansas State, '14) - 6th year

Graduate Assistant:

Luke Bay (Kansas State, '20) - 2nd year

Graduate Assistant:

Patrick Sullivan (Georgia, '20) - 2nd year

CATCHERS (3)

11	Justin Mitchell	R-SR
12	Cayden Phillips	FR
28	Raphael Pelletier	R-FR

LHP (3)

24	Dylan Phillips	JR
32	Wesley Moore	R-JR
41	Grant Nicholson	R-FR

RHH (22)

2	Dylan Hufft	FR
3	Dominic Johnson	SO
6	Terrence Spurlin	SR
8	Cole Johnson	JR
9	Jeff Heinrich	JR
11	Justin Mitchell	R-SR
12	Cayden Phillips	FR
18	Cash Rugely	JR
22	Kaelen Culpepper	FR
25	Nick Goodwin	SO
27	Josh Nicoloff	SR
36	Andrew Rantz	FR
43	Cameron Uselton	SO

INFIELDERS (10)

2	Dylan Hufft	FR
4	Orlando Salinas, Jr.	SO
6	Terrence Spurlin	SR
7	Brady Day	R-FR
9	Jeff Heinrich	JR
18	Cash Rugely	JR
22	Kaelen Culpepper	FR
25	Nick Goodwin	SO
27	Josh Nicoloff	SR
36	Andrew Rantz	FR

RHP (18)

5	Connor McCullough	R-SO
9	Tyson Neighbors	FR
10	Blake Adams	JR
13	Nico Rodriguez	SO
16	Elijah Dale	SO
17	Landry Wideman	JR
23	Ty Ruhl	R-FR
26	Chris Herb	R-JR
30	Jackson Wentworth	FR
31	Christian Ruebeck	R-SO
33	Collin Rothermel	FR
34	Blake Corsentino	FR
37	German Fajardo	SO
39	Ben Weber	JR
40	Griffin Hassall	JR
44	Kevin Mannell	FR
45	Dillon Pearson	FR
47	Landry Jurecka	FR

LHH (7)

1	Dom Hughes	SO
4	Orlando Salinas, Jr.	SO
7	Brady Day	R-FR
15	Kyan Lodice	FR
20	Brendan Jones	FR
24	Dylan Phillips	JR
28	Raphael Pelletier	R-FR

OUTFIELDERS (7)

1	Dom Hughes	SO
3	Dominic Johnson	SO
8	Cole Johnson	JR
15	Kyan Lodice	FR
20	Brendan Jones	FR
24	Dylan Phillips	JR
43	Cameron Uselton	SO

ALPHABETICAL ROSTER

10	Adams, Blake
34	Corsentino, Blake
22	Culpepper, Kaelen
16	Dale, Elijah
7	Day, Brady
37	Fajardo, German
25	Goodwin, Nick
40	Hassall, Griffin
9	Heinrich, Jeff
26	Herb, Chris
2	Hufft, Dylan
1	Hughes, Dom
8	Johnson, Cole
3	Johnson, Dominic
20	Jones, Brendan
47	Jurecka, Landry
15	Lodice, Kyan
44	Mannell, Kevin
5	McCullough, Connor
11	Mitchell, Justin
32	Moore, Wesley
29	Neighbors, Tyson
41	Nicholson, Grant
27	Nicoloff, Josh
45	Pearson, Dillon
28	Pelletier, Raphael
12	Phillips, Cayden
24	Phillips, Dylan
36	Rantz, Andrew
13	Rodriguez, Nico
33	Rothermel, Collin
31	Ruebeck, Christian
18	Rugely, Cash
23	Ruhl, Ty
4	Salinas, Jr., Orlando
6	Spurlin, Terrence
43	Useton, Cameron
39	Weber, Ben
30	Wentworth, Jackson
17	Wideman, Landry

PRONUNCIATION GUIDE

Blake **CORSENTINO**

core-sin-TEE-no

German **FAJARDO**

HAIR-mahn FUH-hard-oh

Griffin **HASSALL**

HASSLE

Jeff **HEINRICH**

HINE-rick

Landry **JURECKA**

jer-EE-kuh

Kyan **LODICE**

KIE-an (like ryan) LOW-dis

Kevin **MANNELL**

MUH-nell

Josh **NICOLOFF**

NI-cuh-loff

Raphael **PELLETIER**

pel-uh-TEER

Cash **RUGELY**

ROOJ-lee

Orlando **SALINAS**

suh-LEEN-us

Cameron **USELTON**

USS-el-ton

Ben **WEBER**

WEBBER

*Audio pronunciations are available on the baseball roster page at K-StateSports.com.

BY STATE

Arkansas	3
Blake Adams (Springdale)	
Connor McCullough (Mauumelle)	
Landry Jurecka (Greenwood)	
Arizona	1
German Fajardo (Nogales)	
California	4
Blake Corsentino (Ventura)	
Josh Nicoloff (Ladera Ranch)	
Dillon Pearson (San Marcos)	
Collin Rothermel (San Diego)	
Iowa	
Jackson Wentworth (Urbandale)	
Illinois	1
Jeff Heinrich (Lake in the Hills)	
Kansas	3
Nick Goodwin (Overland Park)	
Kevin Mannell (Topeka)	
Andrew Rantz (Topeka)	
Massachusetts	1
Dom Hughes (Boston)	
Missouri	4
Elijah Dale (St. Louis)	
Dylan Hufft (Parkville)	
Justin Mitchell (Platte City)	
Grant Nicholson (Holt)	
Nebraska	4
Kyan Lodice (Omaha)	
Dylan Phillips (Omaha)	
Ty Ruhl (Cairo)	
Ben Weber (Omaha)	
New Hampshire	1
Brady Day (Hempstead)	
Oklahoma	3
Chris Herb (Moore)	
Dominic Johnson (Edmond)	
Cameron Usselton (Moore)	
Tennessee	2
Kaelen Culpepper (Memphis)	
Brendan Jones (Greenbrier)	

Texas	9
Cole Johnson (Southlake)	
Tyson Neighbors (Royse City)	
Cayden Phillips (Amarillo)	
Nico Rodriguez (Edinburg)	
Christian Ruebeck (Denison)	
Cash Rugely (Round Rock)	
Orlando Salinas, Jr. (Corpus Christi)	
Terrence Spurlin (Cypress)	
Landry Wideman (San Antonio)	
Canada	3
Griffin Hassall (Newmarket, Ontario)	
Wesley Moore (Cloverdale, B.C.)	
Raphael Pelletier (Quebec)	

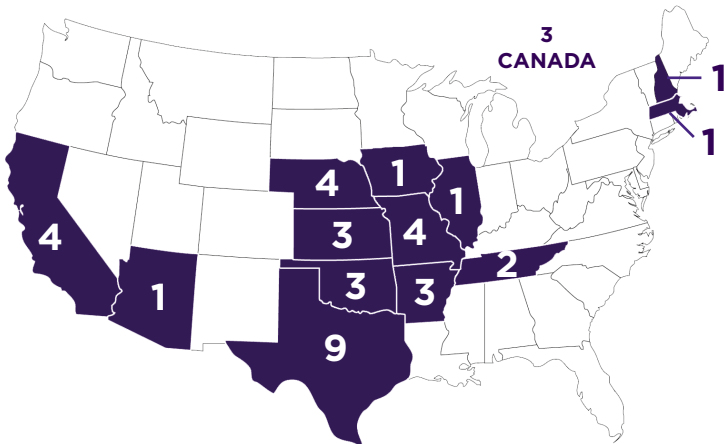
SCHEDULE BY STATE

California	7
Bakersfield (3)	
Los Angeles (3)	
Fullerton (1)	
Kansas	30
Manhattan (29)	
Wichita (1)	
Nebraska	2
Lincoln (1)	
Omaha (1)	
Oklahoma	
Norman (3)	
Texas	9
Arlington (3)	
Fort Worth (3)	
Lubbock (3)	
Virginia	1
Blacksburg (1)	
West Virginia	3
Morgantown (3)	

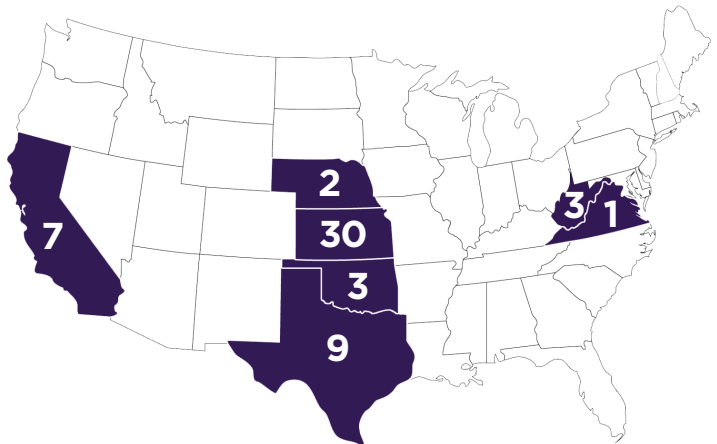
BY LETTERS WON AT K-STATE

0		(29)
2	Dylan Hufft	IF
3	Dominic Johnson	OF
4	Orlando Salinas, Jr.	IF
7	Brady Day (R)	IF
9	Jeff Heinrich	IF
10	Blake Adams	RHP
11	Justin Mitchell	C
12	Cayden Phillips	C
15	Kyan Lodice	OF
17	Landry Wideman	RHP
18	Cash Rugely	IF
20	Brendan Jones	OF
22	Kaelen Culpepper	IF
23	Ty Ruhl (R)	RHP
27	Josh Nicoloff	IF
28	Raphael Pelletier (R)	C
29	Tyson Neighbors	RHP
30	Jackson Wentworth	RHP
31	Christian Ruebeck	RHP
33	Collin Rothermel	RHP
34	Blake Corsentino	RHP
36	Andrew Rantz	IF
37	German Fajardo	RHP
39	Ben Weber	RHP
41	Grant Nicholson (R)	LHP
44	Kevin Mannell	RHP
45	Dillon Pearson	RHP
47	Landry Jurecka	RHP
1		(7)
13	Nico Rodriguez	RHP
8	Cole Johnson	IF/OF
16	Elijah Dale	RHP
25	Nick Goodwin	IF
26	Chris Herb	RHP
32	Wesley Moore	LHP
43	Cameron Usselton	OF
2		(2)
1	Dom Hughes	OF
5	Connor McCullough	RHP
3		(2)
24	Dylan Phillips	OF/LHP
40	Griffin Hassall	RHP
4		(1)
6	Terrence Spurlin	IF

FROM WHERE THE WILDCATS *Hail*



WHERE THE WILDCATS *Play*





PETE
Hughes

HEAD COACH | 4TH YEAR

K-STATE RECORD (4TH YEAR)
92-84 (.523)

CAREER RECORD (25TH YEAR)
744-576-3 (.563)

Pete Hughes was named the 21st head baseball coach in K-State history on June 8, 2018.

Hughes, who has a proven track record of setting new standards of excellence, has compiled a career record of 721-555-3 (.565) in 24 seasons as a head coach. He began his head coaching career at Trinity University (1997-98) while also serving as the skipper at Boston College (1999-2006), Virginia Tech (2007-13) and Oklahoma (2014-17). His 721 career victories rank second among active Big 12 head coaches.

Twice named both the New England Coach of the Year and BIG EAST Coach of the Year, as well as the 2000 American Baseball Coaches Association Northeast Region Coach of the Year, Hughes owns a well-deserved reputation as a relentless worker, tireless recruiter and charismatic leader.

In three seasons as the head coach of the Wildcats, Hughes has put together a 69-63 (.523) record after leading the Cats to a berth in the semifinal round of the 2021 Phillips 66 Big 12 Baseball Championship - their longest run since the 2008 season. In 2021, K-State turned in a 34-23 mark, its highest win total since posting 45 in 2013.

During his third season, Hughes' Wildcats claimed series off a pair of top-10 teams in No. 3 Texas Tech and No. 5 TCU, upping his K-State total to four series victories against ranked opponents. The Cats totaled six wins over top-10 squads during the 2021 campaign, which are the most on record in K-State history. Hughes has totaled 13 victories over top-25 teams while at K-State.

His 2021 team saw records fall both at the plate and on the mound. The Wildcat offense launched a program-record 89 home runs, smashing the previous mark of 75 set in 1997. Dylan Phillips matched the single-season home run record with 16 while Zach Kokoska tallied 15 to lead four Wildcats with double-digit homers. The 89 home runs ranked 11th in the country.

The pitching staff racked up 541 strikeouts, breaking the previous record by nearly 100 (453) while the 9.9 strikeout-per-nine innings smashed the previous mark of 8.6 set in 1969. Hughes has overseen two of the top four strikeout seasons in program history after 448 strikeouts during the 2019 season.

Friday night starter Jordan Wicks produced a single-season record 118 punchouts in 2021 on his way to becoming K-State's all-time strikeout leader, finishing his career with 230 strikeouts in less than two and a half seasons. Wicks became the first Wildcat to ever be selected in the first round of the Major League Baseball First-Year Player Draft, as he was taken by the Chicago Cubs with the 21st overall pick.

Wicks was among four Cats who heard their names called during the 2021 MLB Draft, all within the first 15 rounds. Right-handed pitcher Carson Seymour was taken by the New York Mets in the sixth round, outfielder Zach Kokoska was selected in the 10th round by the Colorado Rockies and Eric Torres was picked by the Los Angeles Angels in the 14th round.

The quartet increases Hughes' career draft total to 79 over his 24-year career, including five while at K-State.

Hughes' second season came to a screeching to a halt in 2020 due to the COVID-19 pandemic after just 17 games. K-State had won seven of its last nine games, including taking three of four during a road series at perennial power Stanford.

Over 17 games, the Wildcat pitching staff ranked sixth in the nation in ERA (2.07), fifth in WHIP (1.01) and fourth in hits per nine innings (5.6). The Cats were one of just two teams in the country to allow only one home run during the season.

Wicks, the 2019 Big 12 Freshman of the Year and 2021 Preseason Big 12 Co-Pitcher of the Year, started the 2020 season without allowing an earned run in his first 24 2/3 innings. The lefty finished the season with a 0.35 ERA, best among Big 12 starters and 10th among all pitchers in the nation.

In his first season at the helm of the Wildcats, Hughes led K-State to a berth in the 2019 Big 12 Championship - its first conference postseason bid since 2016. K-State finished with a 25-33 record (8-16 Big 12), including series victories over then-No. 14 Texas and No. 19 TCU.

Hughes' initial campaign held many highlights, including seven victories over top-25 opponents, K-State's highest total since 2011 and more than the previous three seasons combined. The Cats' consecutive series wins over the Longhorns and Horned Frogs marked the first time in program history K-State defeated ranked teams in consecutive series.

K-State's offense launched 54 home runs in 2019, its highest total since the 2009 season. Chris Ceballos and Phillips each hit 10 homers, as Phillips broke a K-State freshman record that stood since 1994. The Wildcat offense produced a stretch of 14 consecutive games with at least one home run - the program's longest in the Big 12 era and the longest of any Division I program during the 2019 season.

On the mound, Wicks took home Big 12 Freshman of the Year honors and went on to be named a 2019 Freshman All-America by D1Baseball.com and Collegiate Baseball. He became just the second Wildcat to earn conference freshman-of-the-year accolades

YEAR BY YEAR			
YEAR	SCHOOL	RECORD (CONF)	POSTSEASON
1997	Trinity (TX)	19-19	--
1998	Trinity (TX)	33-11	--
1999	Boston College	26-21-1 (10-15-1/9th)	--
2000	Boston College	35-20 (12-11/5th)	--
2001	Boston College	29-22 (11-13/8th)	--
2002	Boston College	30-25 (15-11/t-3rd)	--
2003	Boston College	33-21 (13-11/5th)	--
2004	Boston College	32-27 (15-9/4th)	--
2005	Boston College	37-20 (17-8/2nd)	--
2006	Boston College	28-25-1 (9-21/5th-A)	--
2007	Virginia Tech	23-31 (4-25/6th-C)	--
2008	Virginia Tech	23-32 (6-24/6th-C)	--
2009	Virginia Tech	32-21 (12-17/6th-C)	--
2010	Virginia Tech	40-22 (16-14/4th-C)	NCAA Columbia Reg.
2011	Virginia Tech	30-25 (11-19/5th-C)	--
2012	Virginia Tech	34-21 (11-19/5th-C)	--
2013	Virginia Tech	40-22 (15-14/3rd-C)	NCAA Blacksburg Reg.
2014	Oklahoma	29-29 (8-16/8th)	Big 12 Tournament
2015	Oklahoma	34-27 (13-11/t-3rd)	Big 12 Tournament
2016	Oklahoma	30-27-1 (11-13/5th)	Big 12 Tournament
2017	Oklahoma	35-24 (12-11/3rd)	NCAA Louisville Reg.
2019	K-State	25-33 (8-16)	Big 12 Tournament
2020	K-State	10-7 (--)	--
2021	K-State	34-23 (10-14)	Big 12 Tournament
2022	K-State	23-21 (4-11)	--

and first since 2013 (Jake Matthys). Wicks broke program freshman records with 84 2/3 innings pitched and 86 strikeouts, both of which had stood since 1973.

The K-State pitching staff racked up 448 strikeouts, the third-highest single-season total in program history and just four shy of the all-time record. The Cats tossed consecutive road shutouts (at Texas on April 14, at Nebraska on April 16) - the first consecutive shutouts since 2008 and back-to-back road shutouts since the 1967 season.

Wicks was one of five Wildcats to earn All-Big 12 accolades at the end of the 2019 season, joined by Griffin Hassall (Freshman), Zach Kokoska (Honorable Mention), Caleb Littlejim (Honorable Mention), Terrence Spurlin (Honorable Mention) and Cameron Thompson (Honorable Mention). K-State also tallied seven Academic All-Big 12 selections in Hughes' first season.

Hughes has made a name for himself within the community throughout his career, starting with his 19 Ways Foundation which he has taken with him at every coaching stop. During his first three fall seasons at K-State, the Wildcats have led the country in money raised for the annual College Baseball Vs. Cancer campaign, the signature fundraising campaign of the Pediatric Brain Tumor Foundation.

The Wildcats raised over \$34,000 during the 2020 fall season, claiming their consecutive national fundraising title. K-State players and staff have combined to raise over \$89,000 to help combat childhood cancer in Hughes' time in Manhattan. Following the 2018-19 academic year, Hughes' team earned the Wildcat Cup Trophy at the Powercat Choice Awards, voted on by the Student-Athlete Advisory Committee (SAAC) for excellence in the five core area of student-athlete well-being: academics, athletics, career, personal and service.

Hughes is a 1990 graduate of Davidson College where he played third base on the baseball team and quarterback for the Wildcats' football team. He was captain of the baseball team as a senior and graduated that year with a Bachelor of Arts in sociology/anthropology.

A native of Brockton, Massachusetts, Hughes and his wife Debby have five children: Thomas, Hal, Dominic, Grace and P.J. Thomas finished his collegiate career at K-State in 2019 after also playing at Oklahoma and is currently the team's volunteer assistant coach. Dom is a sophomore at K-State and Hal, an infielder, is entering his senior season at Rice.



BIG RED ONE

Head coach Pete Hughes was given "The Big Red One" patch by Fort Riley Major General Douglas Sims. The One represents the United States Army 1st Infantry Division - the oldest continuously serving division in the Army. General Sims serves as the Commanding General of the 1st Infantry Division at nearby Fort Riley (Junction City, Kan.) and attends many home K-State baseball games.

Opened in 2001 as the home of K-State Baseball, a renovated and expanded Tointon Family Stadium debuted in 2020 after completion of a \$15 million project finalizing a two-year refurbishment of the facility that showcases improvements from the playing field and bullpens, to spacious clubhouse and offices to new chairback seating throughout the grandstand and a towering videoboard in right field.

The stadium is named in honor of Bob and Betty Tointon, the principle benefactors of the original \$3.1 million structure. The Tointons once again demonstrated their generosity and continued support of Kansas State University and Wildcat Baseball as the lead donors in the project that all but gutted the original facility and constructed in its place a beautiful and functional new home for K-State Baseball.

The Tointon Family Stadium upgrades were started prior to the 2019 season with the installation of a padded outfield wall, new AstroTurf Game Day Grass 3D60 infield and warning track, construction of large Major League-style bullpens beyond the left- and right-field fences, refurbished dugouts with new benches and flooring, and the installation of LED stadium lighting – all designed to improve the student-athlete gameday and playability experience.



Immediately following the 2019 campaign, construction on the stadium's seating bowl, press box, suites and former clubhouse and office areas commenced. Over the next eight months, in conjunction with the building of Buser Family Park – K-State's new soccer stadium next door – Tointon Family Stadium's exterior took on a fresh look utilizing the existing and distinctive "K-State limestone" façade with the addition of metal roofing and accent glass panels matching the soccer facility. The stadium concourse was expanded and covered for the comfort of the fans and a new ticket office, which serves both baseball and soccer, built between the stadiums. Inside Tointon Stadium, chairback seating was installed in all sections of the seating bowl, replacing the original chairs and aluminum bleachers.

Fans will be entertained during games with the addition of the 44-foot high by 36-foot wide Edgerley Family Videoboard, while families enjoy the Sidlinger Family Playground – enclosed by protective netting – on the third-base side and a permanent K-State Super Store location on the concourse to purchase all their Wildcat gear. In addition, a new backstop netting system that provides unrestricted views of the field was erected and extended beyond the left- and right-field standing room areas for greater fan safety.



Rising above the third-base grandstand is the crown jewel of the project – a two-story clubhouse and office complex that more than triples the space of the original stadium for areas utilized by the student-athletes and coaches. Housed on the ground level that connects to the third-base dugout are the team spaces – a massive locker room featuring distinctive white lockers and unique ceiling lighting shaped as stitches on a baseball, a meeting room and video theater with lounge seating for 40, a players' lounge with three big-screen televisions and study tables, a dedicated fuel station for nutritional needs, a sports medicine and rehabilitation zone, and expanded laundry and equipment storage areas. Overlooking the field above the third-base grandstand on the second level are the coaches offices, conference room and coaches locker room.

To top off the project, the press and suite level was gutted and remodeled with all new finishes and furniture while the popular Giller Family Club was enlarged and the original balcony walkway enclosed to provide greater comfort for donors and fans.

Additionally, brand new turf and infield were installed in the team's Brandeberry Indoor Facility. The facility, which is located past the right-field fence, houses the team's strength and conditioning equipment including squat racks, benches, dumbbells, kettlebells and other equipment.

Continuing K-State Athletics' commitment to fiscal responsibility, the department once again depended on individual donors throughout Wildcat Nation to reach the \$15 million to complete construction. Fifty-nine K-State families from 16 states stepped up to raise over \$13 million four months ahead of schedule.

THE NEW TOINTON FAMILY STADIUM

- Over 8,800 square feet added or renovated
- New clubhouse with updated locker room, player lounge, athletic training room, coaches offices and equipment room
- Additional space for team meetings in the new clubhouse
- New and improved exterior facade
- Installation of new Edgerley Family Videoboard, Giller Family Club and Stolzer Family Suite
- New energy efficient LED lights
- Extended protective netting, including a covered playground and grass berm down the left field line
- New team store and concessions, enhancing the gameday fan experience
- Improvements also include entry and parking upgrades, ticket office, suite upgrades, chairback seating and family fun zone
- New field turf, dugouts, bullpens and walls completed in first phase of project
- Clubhouse, team room, baseball offices, press and media areas received upgrades beginning in the summer of 2019 and were completed January 2020

QUICK FACTS

Year Opened: 1961 (re-dedicated 2002)
Official Capacity: 2,344
Largest Crowd: 4,280 (May 15, 2009)
Field Name: Frank Myers Field
Surface: AstroTurf Gameday Grass
Dimensions: 325-390-320

2022 BIG 12 STANDINGS

Team	Big 12 Record	Pct	Home	Away	Neutral	Streak	Overall Record	Pct	Home	Away	Neutral	Streak
Oklahoma State	13-5	.722	6-3	7-2	0-0	W3	31-13	.705	15-7	13-3	3-3	W4
TCU	12-6	.667	7-2	5-4	0-0	W2	27-16	.628	14-5	8-10	5-1	L3
Texas Tech	11-7	.611	7-2	4-5	0-0	L1	32-16	.667	20-3	10-9	2-4	W1
Oklahoma	9-6	.600	4-2	4-2	1-2	L1	27-16	.628	16-5	4-4	7-7	L2
West Virginia	9-6	.600	4-2	5-4	0-0	W2	27-16	.628	12-4	11-10	4-2	W3
Texas	9-9	.500	5-4	2-4	2-1	L3	32-16	.667	19-7	9-7	4-2	W1
Baylor	5-13	.278	4-5	1-8	0-0	W1	23-22	.511	18-10	3-11	2-1	W2
K-State	4-11	.267	3-3	1-8	0-0	W1	23-21	.523	17-5	6-13	0-3	W2
Kansas	3-12	.200	2-7	1-5	0-0	L2	19-27	.413	8-9	7-15	4-3	W1

BIG 12 PLAYERS OF THE WEEK

Feb. 22	Player.....	Brayden Taylor, TCU
	Pitcher.....	Trevor Martin, Oklahoma State
	Newcomer.....	J.J. Wetherholt, West Virginia
March 1	Player.....	Ty Coleman, Texas Tech
	Pitcher.....	Chazz Martinez, Oklahoma
	Newcomer.....	Ty Coleman, Texas Tech
March 8	Player.....	Parker Kelly, Texas Tech
	Pitcher.....	Tyler Thomas, Baylor
	Newcomer.....	Owen Washburn, Texas Tech
March 15	Player.....	Ivan Melendez, Texas
	Pitcher.....	Brandon Birdsell, Texas Tech
	Newcomer.....	David Sandlin, Oklahoma
March 22	Player.....	Murphy Stehly, Texas
	Pitcher.....	Riley Cornelio, TCU
	Newcomer.....	Josh Nicoloff, K-State
March 29	Player.....	Ivan Melendez, Texas
	Pitcher.....	Justin Campbell, Oklahoma State
	Newcomer.....	Andrew Morris, Texas Tech
April 5	Player.....	Dylan Phillips, K-State
	Pitcher.....	Pete Hansen, Texas
	Newcomer.....	Trey Braithwaite, West Virginia
April 12	Player.....	Austin Davis, West Virginia
	Pitcher.....	Pete Hansen, Texas
	Newcomer.....	Andrew Morris, TTU/Roc Riggio, OSU
April 19	Player.....	Kyle Nevin, Baylor
	Pitcher.....	Blake Adams, K-State/Justin Campbell, OSU
	Newcomer.....	Blake Adams, K-State/Kobe Andrade, BU
April 26	Player.....	Ivan Melendez, Texas
	Pitcher.....	Brandon Birdsell, TTU/Justin Campbell, OSU
	Newcomer.....	Blake Robertson, Oklahoma
May 2	Player.....	Nolan McLean, OSU/Caleb Upshaw, KU
	Pitcher.....	Jake Bennett, Oklahoma
	Newcomer.....	Caleb Upshaw, KU
May 9	Player.....	
	Pitcher.....	
	Newcomer.....	
May 16	Player.....	
	Pitcher.....	
	Newcomer.....	
May 23	Player.....	
	Pitcher.....	
	Newcomer.....	

2022 PRESEASON BIG 12 COACHES POLL

RK	TEAM (1st-Place Votes)	Points
1.	Texas (8)	64
2.	Oklahoma State (1)	52
3.	Texas Tech	49
4.	TCU	48
5.	Baylor	33
6.	Oklahoma	25
7.	K-State	23
8.	West Virginia	20
9.	Kansas	10

2022 PRESEASON ALL-BIG 12 TEAM

Player	Position	School
Silas Ardoin	C	Texas
Peyton Graham	IF	Oklahoma
Brayden Taylor	IF	TCU*
Mitchell Daly	IF	Texas
Trey Faltine	IF	Texas
Jace Jung	IF	Texas Tech*
Jared McKenzie	OF	Baylor*
Dylan Phillips	OF	K-State
Austin Davis	OF	West Virginia
Ivan Melendez	DH	Texas*
Nolan McLean	Utility	Oklahoma State
Jake Thompson	Utility	Oklahoma State
Justin Campbell	SP/Utility	Oklahoma State*
Austin Krob	SP	TCU
Pete Hansen	SP	Texas
Tristan Stevens	SP	Texas*
Aaron Nixon	RP	Texas
Jacob Watters	RP	West Virginia

*- unanimous selection

Preseason Player of the Year

Jace Jung, IF, Texas Tech

Preseason Pitcher of the Year

Pete Hansen, LHP, Texas

Preseason Newcomer of the Year

Victor Mederos, RHP, Oklahoma State

Preseason Freshman of the Year

Roc Riggio, IF/OF, Oklahoma State

BIG 12 IN THE NATIONAL POLLS

	(D1BASEBALL / BASEBALL AMERICA / NCBWA / COLLEGIATE BASEBALL / USA TODAY)								
	BAYLOR	KU	K-STATE	OU	OSU	TCU	TEXAS	TEXAS TECH	WVU
PRE	-/-/rv/rv/-	-/-/-/-/-	-/-/rv/-/-	-/-/rv/45/-	7/19/13/7/8	17/-/20/13/8	1/1/1/1/1	14/23/14/4/12	-/-/rv/-/-
WEEK 1	-/-/-/-/np	-/-/-/-/np	-/-/-/-/np	-/-/rv/-/np	4/3/5/3/np	17/-/19/14/np	1/1/1/1/np	20/-/21/16/np	-/-/rv/30/np
WEEK 2	-/-/rv/-/-	-/-/-/-/-	-/-/-/-/-	-/-/rv/-/rv	4/4/8/8/8	16/-/17/18/14	1/1/1/1/1	19/-/21/23/18	-/-/rv/-/rv
WEEK 3	-/-/rv/-/-	-/-/-/-/-	-/-/-/-/-	-/-/rv/-/-	6/6/11/16/12	21/-/23/28/20	1/1/1/1/1	17/-/15/19/11	-/-/-/-/-
WEEK 4	-/-/-/-/-	-/-/-/-/-	-/-/-/-/-	-/-/rv/-/-	11/11/18/16/15	21/-/21/28/21	2/4/3/6/2	17/23/12/17/13	-/-/-/-/-
WEEK 5	-/-/-/-/-	-/-/-/-/-	-/-/-/-/-	-/-/rv/-/-	9/10/14/25/13	19/-/20/27/19	2/3/4/4/3	16/23/11/16/11	-/-/-/-/-
WEEK 6	-/-/-/-/-	-/-/-/-/-	-/-/-/-/-	-/-/-/-/-	6/6/8/10/9	12/-/12/24/11	8/10/7/7/7	7/7/6/6/6	-/-/rv/-/-
WEEK 7	-/-/-/-/-	-/-/-/-/-	-/-/-/-/-	-/-/rv/-/-	6/4/7/10/7	23/-/18/-/21	7/8/8/11/6	4/5/4/5/4	-/-/-/-/-
WEEK 8	-/-/-/-/-	-/-/-/-/-	-/-/-/-/-	-/-/-/-/-	5/3/7/4/6	-/-/26/-/rv	7/8/6/10/7	4/4/5/8/4	-/-/rv/24
WEEK 9	-/-/-/-/-	-/-/-/-/-	-/-/-/-/-	-/-/rv/-/-	3/2/4/3/4	21/15/21/22/20	10/20/7/18/7	9/17/9/-/8	-/-/rv/28/rv
WEEK 10	-/-/-/-/-	-/-/-/-/-	-/-/-/-/-	-/-/rv/-/rv	8/8/8/9/7	20/7/18/18/19	10/18/7/20/6	9/15/11/-/13	-/-/-/-/rv
WEEK 11	-/-/-/-/-	-/-/-/-/-	-/-/-/-/-	-/-/rv/rv	3/3/3/4/4	24/16/28/28/rv	-/-/18/-/20	9/17/9/-/12	-/-/-/-/rv
WEEK 12									
WEEK 13									
WEEK 14									
FINAL									

rv = receiving votes np = no poll

2022 RPI - AS OF MAY 2

BAYLOR	KU	K-STATE	OU	OSU	TCU	TEXAS	TEXAS TECH	WVU
65	149	90	30	12	34	23	51	41

GAME-BY-GAME STARTING LINEUPS

Date	Opponent	1	2	3	4	5	6	7	8	9	SP
2/18	vs. #10 Arizona	D. Johnson	C. Johnson	D. Phillips	Goodwin	Nicoloff	Rugely	Spurlin	Mitchell	Culpepper	Adams
2/19	vs. Michigan	D. Johnson	C. Johnson	D. Phillips	Goodwin	Nicoloff	Rugely	Salinas	Mitchell	Culpepper	McCullough
2/20	vs. Auburn	D. Johnson	C. Johnson	D. Phillips	Goodwin	Nicoloff	Rugely	Salinas	Pelletier	Culpepper	Rothermel
2/25	at CSU Bakersfield	D. Johnson	C. Johnson	D. Phillips	Goodwin	Nicoloff	Rugely	Salinas	Mitchell	Culpepper	Adams
2/26	at CSU Bakersfield	Hughes	D. Johnson	Nicoloff	D. Phillips	Mitchell	Rugely	Goodwin	C. Johnson	Culpepper	McCullough
2/27	at CSU Bakersfield	D. Johnson	Goodwin	Mitchell	D. Phillips	Nicoloff	Adams	Salinas	C. Johnson	Culpepper	Ruebeck
3/1	at Cal State Fullerton	D. Johnson	Day	Mitchell	D. Phillips	Nicoloff	Goodwin	C. Johnson	Salinas	Pelletier	Moore
3/4	at Loyola Marymount	D. Johnson	Day	Mitchell	D. Phillips	Goodwin	Nicoloff	Rugely	Salinas	C. Johnson	Adams
3/5	at Loyola Marymount	D. Johnson	Day	Mitchell	D. Phillips	Goodwin	Nicoloff	C. Johnson	Salinas	Culpepper	McCullough
3/6	at Loyola Marymount	D. Johnson	Day	Mitchell	D. Phillips	Goodwin	Nicoloff	C. Johnson	Salinas	Culpepper	Correntino
3/9	NEBRASKA	D. Johnson	Rugely	Mitchell	D. Phillips	Goodwin	Nicoloff	C. Johnson	Salinas	Culpepper	Hassall
3/12	CENTRAL CONN.	D. Johnson	Heinrich	D. Phillips	Goodwin	Nicoloff	Mitchell	C. Johnson	Salinas	Culpepper	Adams
3/13	CENTRAL CONN.	D. Johnson	Heinrich	D. Phillips	Goodwin	Nicoloff	Mitchell	C. Johnson	Salinas	Culpepper	McCullough
3/13	CENTRAL CONN.	D. Johnson	C. Johnson	D. Phillips	Goodwin	Nicoloff	Mitchell	Adams	Salinas	Culpepper	Ruebeck
3/15	at Omaha	D. Johnson	Day	Nicoloff	D. Phillips	Goodwin	Adams	C. Johnson	Salinas	Pelletier	Hassall
3/18	MOREHEAD STATE	D. Johnson	Day	D. Phillips	Nicoloff	Goodwin	C. Johnson	Salinas	Culpepper	Pelletier	Adams
3/19	MOREHEAD STATE	D. Johnson	Day	D. Phillips	Nicoloff	Goodwin	C. Johnson	Salinas	Culpepper	Pelletier	McCullough
3/20	MOREHEAD STATE	D. Johnson	Heinrich	C. Johnson	D. Phillips	Goodwin	Nicoloff	Mitchell	Salinas	Culpepper	Ruebeck
3/23	AIR FORCE	D. Johnson	Day	C. Johnson	D. Phillips	Nicoloff	Goodwin	Mitchell	Salinas	Culpepper	Rothermel
3/25	at #19 TCU*	D. Johnson	Day	D. Phillips	Nicoloff	Goodwin	C. Johnson	Salinas	Mitchell	Culpepper	Adams
3/26	at #19 TCU*	D. Johnson	Hughes	D. Phillips	Nicoloff	Goodwin	C. Johnson	Salinas	Mitchell	Culpepper	McCullough
3/27	at #19 TCU*	D. Johnson	Hughes	D. Phillips	Nicoloff	Goodwin	C. Johnson	Salinas	Mitchell	Culpepper	Hassall
3/29	NO. COLORADO	D. Johnson	Hughes	D. Phillips	Goodwin	Nicoloff	C. Johnson	Salinas	Culpepper	Pelletier	Fajardo
3/30	NO. COLORADO	D. Johnson	Hughes	D. Phillips	C. Johnson	Day	Goodwin	Nicoloff	Mitchell	Salinas	Ruebeck
4/1	#6 OKLAHOMA STATE*	D. Johnson	Goodwin	Heinrich	D. Phillips	C. Johnson	Nicoloff	Rugely	Mitchell	Culpepper	Correntino
4/2	#6 OKLAHOMA STATE*	D. Johnson	Hughes	D. Phillips	C. Johnson	Goodwin	Nicoloff	Salinas	Mitchell	Culpepper	Hassall
4/2	#6 OKLAHOMA STATE*	D. Johnson	Hughes	D. Phillips	C. Johnson	Goodwin	Nicoloff	Salinas	Mitchell	Culpepper	McCullough
4/5	CREIGHTON	D. Johnson	Heinrich	D. Phillips	C. Johnson	Goodwin	Nicoloff	Salinas	Mitchell	Culpepper	Moore
4/8	at #4 Texas Tech*	D. Johnson	Heinrich	D. Phillips	Goodwin	Nicoloff	Salinas	Mitchell	Culpepper	Hughes	Hassall
4/9	at #4 Texas Tech*	D. Johnson	Salinas	D. Phillips	Goodwin	Nicoloff	Day	Rugely	Mitchell	Hughes	Correntino
4/10	at #4 Texas Tech*	D. Johnson	Hughes	D. Phillips	Goodwin	Nicoloff	Day	Salinas	Mitchell	Culpepper	McCullough
4/14	#7 TEXAS*	Nicoloff	D. Johnson	D. Phillips	Goodwin	Mitchell	C. Johnson	Culpepper	Heinrich	Useton	Hassall
4/15	#7 TEXAS*	D. Johnson	Salinas	C. Johnson	D. Phillips	Goodwin	Nicoloff	Mitchell	Hughes	Culpepper	Adams
4/16	#7 TEXAS*	D. Johnson	Heinrich	Nicoloff	D. Phillips	Goodwin	C. Johnson	Mitchell	Culpepper	Useton	McCullough
4/18	at Wichita State	D. Johnson	Salinas	Nicoloff	D. Phillips	C. Johnson	Day	Mitchell	Hughes	Heinrich	Fajardo
4/19	OMAHA	D. Johnson	C. Johnson	D. Phillips	Goodwin	Nicoloff	Culpepper	Heinrich	Pelletier	Useton	Moore
4/22	UC IRVINE	D. Johnson	C. Johnson	D. Phillips	Goodwin	Mitchell	Nicoloff	Culpepper	Heinrich	Useton	Adams
4/23	UC IRVINE	D. Johnson	Heinrich	C. Johnson	D. Phillips	Goodwin	Nicoloff	Mitchell	Adams	Culpepper	McCullough
4/24	UC IRVINE	D. Johnson	Goodwin	D. Phillips	Nicoloff	Day	Heinrich	C. Johnson	Mitchell	Hughes	Hassall
4/26	at Nebraska	D. Johnson	Day	Nicoloff	D. Phillips	Goodwin	Heinrich	C. Johnson	Mitchell	Useton	Moore
4/29	at Oklahoma*	D. Johnson	C. Johnson	D. Phillips	Goodwin	Day	Nicoloff	Heinrich	Mitchell	Useton	McCullough
4/30	at Oklahoma*	D. Johnson	Day	Goodwin	D. Phillips	Nicoloff	C. Johnson	Heinrich	Mitchell	Pelletier	Hassall
5/1	at Oklahoma*	D. Johnson	Hughes	D. Phillips	Goodwin	Nicoloff	C. Johnson	Heinrich	Mitchell	Culpepper	Adams
5/3	WICHITA STATE	D. Johnson	Culpepper	D. Phillips	Goodwin	C. Johnson	Nicoloff	Heinrich	Mitchell	Useton	Fajardo

GAME-BY-GAME STARTERS BY POSITION

Date	Opponent	SP	C	1B	2B	3B	SS	LF	CF	RF	DH
2/18	vs. #10 Arizona	Adams	Mitchell	Spurlin	Nicoloff	Culpepper	Goodwin	D. Johnson	C. Johnson	D. Phillips	Rugely
2/19	vs. Michigan	McCullough	Mitchell	Salinas	Nicoloff	Culpepper	Goodwin	D. Johnson	C. Johnson	D. Phillips	Rugely
2/20	vs. Auburn	Rothermel	Pelletier	Salinas	Nicoloff	Culpepper	Goodwin	D. Johnson	C. Johnson	D. Phillips	Rugely
2/25	at CSU Bakersfield	Adams	Mitchell	Rugely	Nicoloff	Culpepper	Goodwin	D. Johnson	C. Johnson	D. Phillips	Salinas
2/26	at CSU Bakersfield	McCullough	Mitchell	Rugely	Nicoloff	Culpepper	Goodwin	D. Johnson	C. Johnson	Hughes	Phillips
2/27	at CSU Bakersfield	Ruebeck	Mitchell	Salinas	Nicoloff	Culpepper	Goodwin	D. Johnson	C. Johnson	D. Phillips	Adams
3/1	at Cal State Fullerton	Moore	Pelletier	Salinas	Nicoloff	Day	Goodwin	D. Johnson	C. Johnson	D. Phillips	Mitchell
3/4	at Loyola Marymount	Adams	Mitchell	Salinas	Nicoloff	Day	Goodwin	D. Johnson	C. Johnson	D. Phillips	Rugely
3/5	at Loyola Marymount	McCullough	Mitchell	Salinas	Nicoloff	Culpepper	Goodwin	D. Johnson	C. Johnson	D. Phillips	Day
3/6	at Loyola Marymount	Corsentino	Mitchell	Salinas	Nicoloff	Culpepper	Goodwin	D. Johnson	C. Johnson	D. Phillips	Day
3/9	NEBRASKA	Hassall	Mitchell	Salinas	Nicoloff	Culpepper	Goodwin	D. Johnson	C. Johnson	D. Phillips	Rugely
3/12	CENTRAL CONN.	Adams	Mitchell	Salinas	Nicoloff	Culpepper	Goodwin	D. Johnson	C. Johnson	D. Phillips	Heinrich
3/13	CENTRAL CONN.	McCullough	Mitchell	Salinas	Nicoloff	Culpepper	Goodwin	D. Johnson	C. Johnson	D. Phillips	Heinrich
3/13	CENTRAL CONN.	Ruebeck	Mitchell	Salinas	Nicoloff	Culpepper	Goodwin	D. Johnson	C. Johnson	D. Phillips	Adams
3/15	at Omaha	Hassall	Pelletier	Nicoloff	Salinas	Day	Goodwin	D. Johnson	C. Johnson	D. Phillips	Adams
3/18	MOREHEAD STATE	Adams	Pelletier	Nicoloff	Salinas	Culpepper	Goodwin	D. Johnson	C. Johnson	D. Phillips	Day
3/19	MOREHEAD STATE	McCullough	Pelletier	Nicoloff	Salinas	Culpepper	Goodwin	D. Johnson	C. Johnson	D. Phillips	Day
3/20	MOREHEAD STATE	Ruebeck	Mitchell	Nicoloff	Salinas	Culpepper	Goodwin	D. Johnson	C. Johnson	D. Phillips	Heinrich
3/23	AIR FORCE	Rothermel	Mitchell	Nicoloff	Salinas	Culpepper	Goodwin	D. Johnson	C. Johnson	D. Phillips	Day
3/25	at #19 TCU*	Adams	Mitchell	Nicoloff	Salinas	Culpepper	Goodwin	D. Johnson	C. Johnson	D. Phillips	Day
3/26	at #19 TCU*	McCullough	Mitchell	D. Phillips	Nicoloff	Culpepper	Goodwin	D. Johnson	C. Johnson	Hughes	Salinas
3/27	at #19 TCU*	Hassall	Mitchell	D. Phillips	Nicoloff	Culpepper	Goodwin	D. Johnson	C. Johnson	Hughes	Salinas
3/29	NO. COLORADO	Fajardo	Pelletier	D. Phillips	Salinas	Culpepper	Goodwin	D. Johnson	C. Johnson	Hughes	Nicoloff
3/30	NO. COLORADO	Ruebeck	Mitchell	D. Phillips	Nicoloff	Day	Goodwin	D. Johnson	C. Johnson	Hughes	Salinas
4/1	#6 OKLAHOMA STATE*	Corsentino	Mitchell	Nicoloff	Rugely	Culpepper	Goodwin	D. Johnson	C. Johnson	D. Phillips	Heinrich
4/2	#6 OKLAHOMA STATE*	Hassall	Mitchell	D. Phillips	Nicoloff	Culpepper	Goodwin	D. Johnson	C. Johnson	Hughes	Salinas
4/3	#6 OKLAHOMA STATE*	McCullough	Mitchell	D. Phillips	Nicoloff	Culpepper	Goodwin	D. Johnson	C. Johnson	Hughes	Salinas
4/5	CREIGHTON	Moore	Mitchell	Nicoloff	Salinas	Culpepper	Goodwin	D. Johnson	C. Johnson	D. Phillips	Heinrich
4/8	at #4 Texas Tech*	Hassall	Mitchell	Nicoloff	Salinas	Culpepper	Goodwin	Hughes	D. Johnson	D. Phillips	Heinrich
4/9	at #4 Texas Tech*	Corsentino	Mitchell	Nicoloff	Salinas	Day	Goodwin	Hughes	D. Johnson	D. Phillips	Rugely
4/10	at #4 Texas Tech*	McCullough	Mitchell	Nicoloff	Salinas	Culpepper	Goodwin	Hughes	D. Johnson	D. Phillips	Day
4/14	#7 TEXAS*	Hassall	Mitchell	D. Phillips	Nicoloff	Culpepper	Goodwin	D. Johnson	C. Johnson	Useton	Heinrich
4/15	#7 TEXAS*	Adams	Mitchell	D. Phillips	Nicoloff	Culpepper	Goodwin	D. Johnson	C. Johnson	Hughes	Salinas
4/16	#7 TEXAS*	McCullough	Mitchell	D. Phillips	Nicoloff	Culpepper	Goodwin	D. Johnson	C. Johnson	Useton	Heinrich
4/18	at Wichita State	Fajardo	Mitchell	D. Phillips	Nicoloff	Day	Salinas	D. Johnson	C. Johnson	Hughes	Heinrich
4/19	OMAHA	Moore	Pelletier	D. Phillips	Nicoloff	Culpepper	Goodwin	D. Johnson	C. Johnson	Useton	Heinrich
4/22	UC IRVINE	Adams	Mitchell	D. Phillips	Nicoloff	Culpepper	Goodwin	D. Johnson	C. Johnson	Useton	Heinrich
4/23	UC IRVINE	McCullough	Mitchell	D. Phillips	Nicoloff	Culpepper	Goodwin	Heinrich	C. Johnson	D. Johnson	Adams
4/24	UC IRVINE	Hassall	Mitchell	D. Phillips	Nicoloff	Day	Goodwin	D. Johnson	C. Johnson	Hughes	Heinrich
4/26	at Nebraska	Moore	Mitchell	D. Phillips	Nicoloff	Day	Goodwin	D. Johnson	C. Johnson	Useton	Heinrich
4/29	at Oklahoma*	McCullough	Mitchell	D. Phillips	Nicoloff	Day	Goodwin	D. Johnson	C. Johnson	Useton	Heinrich
4/30	at Oklahoma*	Hassall	Pelletier	D. Phillips	Nicoloff	Day	Goodwin	Heinrich	C. Johnson	D. Johnson	Mitchell
5/1	at Oklahoma*	Adams	Mitchell	D. Phillips	Nicoloff	Culpepper	Goodwin	D. Johnson	C. Johnson	Hughes	Heinrich
5/3	WICHITA STATE	Fajardo	Mitchell	D. Phillips	Nicoloff	Culpepper	Goodwin	D. Johnson	C. Johnson	Useton	Heinrich

2022 OPENING DAY LINEUP

VS. #10 ARIZONA (FEB. 18, 2022)

#	NAME	POS
1	Dominic Johnson	LF
2	Cole Johnson	CF
3	Dylan Phillips	RF
4	Nick Goodwin	SS
5	Josh Nicoloff	2B
6	Cash Rugely	DH
7	Terrence Spurlin	1B
8	Justin Mitchell	C
9	Kaelen Culpepper	3B

LAST LINEUP

WICHITA STATE (MAY 3, 2022)

#	NAME	POS
1	Dominic Johnson	LF
2	Kaelen Culpepper	3B
3	Dylan Phillips	1B
4	Nick Goodwin	SS
5	Cole Johnson	CF
6	Josh Nicoloff	2B
7	Jeff Heinrich	DH
8	Justin Mitchell	C
9	Cameron Useton	RF

OF DIFFERENT INFIELDS

12

Most Common (10 times):

Salinas	1B
Nicoloff	2B
Culpepper	3B
Goodwin	SS

OF DIFFERENT OUTFIELDS

5

Most Common (21 times):

D. Johnson	LF
C. Johnson	CF
D. Phillips	RF

OVERALL RECORD: 23-21

BIG 12: 4-11

HOME: 17-5 | AWAY: 6-13 | NEUTRAL: 0-3

DATE	OPPONENT	W/L	K-STATE				OPPONENT				WP	LP	SV	TOG	ATT
			SCORE	R	H	E	R	H	E						
2/18	vs #10 Arizona^	L	6-8	6	11	2	8	9	1	Arias (1-0)	Adams (0-1)	Christian (1)	3:24	--	
2/19	vs Michigan^	L	2-10	2	6	2	10	11	0	Denner (1-0)	Hassall (0-1)	--	3:34	--	
2/20	vs Auburn^	L	1-12	1	3	0	12	13	1	Bright (1-0)	Ruebeck (0-1)	--	3:22	--	
2/25	at CSU Bakersfield	L	3-4 (11)	3	7	2	4	6	1	Ulloa (1-0)	Ruhl (0-1)	--	3:20	484	
2/26	at CSU Bakersfield	L	1-2	1	6	2	2	6	1	Santa Cruz (1-0)	McCullough (0-1)	Comnos (1)	2:23	472	
2/27	at CSU Bakersfield	W	8-2	8	12	1	2	5	0	Corsentino (1-0)	O'Connor (0-2)	--	2:25	524	
3/1	at Cal State Fullerton	L	5-7	5	10	2	7	11	2	Weisberg (1-0)	Hassall (0-2)	--	3:00	886	
3/4	at Loyola Marymount	W	11-0	11	14	0	0	8	2	Adams (1-1)	Galicia (0-2)	--	3:04	292	
3/5	at Loyola Marymount	W	10-5	10	17	0	5	5	1	McCullough (1-1)	McLure (1-2)	--	3:02	367	
3/6	at Loyola Marymount	L	7-14	7	13	1	14	19	0	Hackman (1-0)	Corsentino (1-1)	--	3:12	396	
3/8	NEBRASKA	W	6-4	6	8	0	4	6	3	Hassall (1-2)	Olson (0-2)	Rothermel (1)	2:26	1176	
3/11	CENTRAL CONN. STATE	W	6-3	6	12	2	3	9	0	Ruhl (1-1)	Reyes (1-2)	--	2:21	1082	
3/12	CENTRAL CONN. STATE	W	5-3	5	11	0	3	8	0	McCullough (2-1)	Buchek (0-1)	Corsentino (1)	2:28	--	
3/13	CENTRAL CONN. STATE	W	5-2	5	11	1	2	5	1	Jurecka (1-0)	Mozzicato (1-1)	Fajardo (1)	2:28	1446	
3/15	at Omaha	W	8-4	8	11	2	4	3	1	Hassall (2-2)	Gordon (0-2)	--	2:58	802	
3/18	MOREHEAD STATE	W	10-2	10	15	0	2	6	3	Adams (2-1)	Helton (1-2)	--	2:31	1055	
3/19	MOREHEAD STATE	W	15-2	15	17	0	2	5	2	McCullough (3-1)	Kafka (1-2)	--	2:36	1473	
3/20	MOREHEAD STATE	W	9-6	9	11	3	6	10	2	Hassall (3-2)	Miller (1-1)	--	2:59	1464	
3/22	AIR FORCE	CANCELLED													
3/23	AIR FORCE	L	3-4	3	9	3	4	8	2	Benge (1-2)	Fajardo (0-1)	Gehring (5)	2:56	966	
3/25	at #19 TCU*	L	5-7	5	10	2	7	7	0	Cornelio (3-1)	Adams (2-2)	Ridings (7)	3:16	4743	
3/26	at #19 TCU*	L	5-14	5	10	1	14	11	2	Vail (1-0)	Jurecka (1-1)	--	3:39	3804	
3/27	at #19 TCU*	L	3-11	3	7	1	11	17	0	Walker (3-0)	Hassall (3-3)	--	2:59	4047	
3/29	NO. COLORADO	W	8-6	8	12	0	6	13	5	Fajardo (1-1)	Sharp (0-2)	Ruhl (1)	3:37	1194	
3/30	NO. COLORADO	W	10-7	10	8	1	7	5	2	Wideman (1-0)	Isdale (1-1)	Phillips (1)	3:38	992	
4/1	#6 OKLAHOMA STATE*	L	9-12	9	11	3	12	7	1	Campbell (4-1)	Corsentino (1-2)	Martin (8)	3:21	1451	
4/2	#6 OKLAHOMA STATE*	L	6-8	6	7	2	8	10	0	Mederos (3-1)	Hassall (3-4)	Martin (9)	3:09	2344	
4/3	#6 OKLAHOMA STATE*	W	7-2	7	8	1	2	6	0	Adams (3-2)	Ure (0-1)	--	2:57	2344	
4/5	CREIGHTON	W	7-5	7	9	3	5	11	1	Corsentino (2-2)	Leach (0-1)	--	3:05	1241	
4/8	at #4 Texas Tech*	L	3-6	3	8	2	6	8	1	Morris (4-0)	Adams (3-3)	Parish (6)	2:27	4432	
4/9	at #4 Texas Tech*	L	0-14	0	3	2	14	10	0	Birdsell (5-1)	Corsentino (2-3)	Clark (1)	2:50	4432	
4/10	at #4 Texas Tech*	L	6-7	6	11	1	7	15	1	Parish (2-0)	Adams (3-4)	--	3:02	3955	
4/14	#7 TEXAS*	W	8-5	8	9	1	5	10	1	Neighbors (1-0)	Hansen (6-1)	McCullough (1)	2:49	1852	
4/15	#7 TEXAS*	W	8-1	8	12	0	1	3	2	Adams (4-4)	Stevens (4-4)	--	2:29	1666	
4/16	#7 TEXAS*	L	2-4	2	5	1	4	7	0	Gordon (3-1)	Corsentino (2-4)	Nixon (4)	3:05	2180	
4/18	at Wichita State	W	12-1	12	10	1	1	6	1	Fajardo (2-1)	Cranz (0-2)	--	3:23	2204	
4/19	OMAHA	W	11-3	11	11	2	3	10	0	Ruhl (2-1)	Olmstead (0-1)	Phillips (2)	3:45	1159	
4/22	UC IRVINE	W	13-8	13	17	1	8	11	0	Fajardo (3-1)	Brooks (2-2)	--	3:15	1755	
4/23	UC IRVINE	L	7-16	7	12	1	16	16	0	Frias (5-1)	McCullough (3-2)	--	3:06	1776	
4/24	UC IRVINE	W	5-3	5	8	1	3	7	0	Hassall (4-4)	Wheeler (2-4)	Corsentino (2)	2:24	1554	
4/26	at Nebraska	L	6-8	6	5	1	8	8	0	Hood (2-0)	Ruhl (2-2)	Bragg (5)	3:09	5353	
4/29	at Oklahoma*	L	2-14	2	6	1	14	16	0	Bennett (4-2)	McCullough (3-3)	--	3:03	1112	
4/30	at Oklahoma*	L	10-22	10	9	5	22	17	1	Sandlin (4-2)	Hassall (4-5)	--	3:28	1625	
5/1	at Oklahoma*	W	8-7	8	10	0	7	13	1	Corsentino (3-4)	Michael (3-1)	Phillips (3)	3:02	1174	
5/3	WICHITA STATE	W	3-1	3	5	1	1	6	0	Fajardo (4-1)	Miner (0-3)	Phillips (4)	2:37	1499	
5/6	KANSAS*														
5/7	KANSAS*														
5/8	KANSAS*														
5/13	BAYLOR*														
5/14	BAYLOR*														
5/15	BAYLOR*														
5/17	at Virginia Tech														
5/19	at West Virginia*														
5/20	at West Virginia*														
5/21	at West Virginia*														
5/25	Big 12 Championship!														

^State Farm College Baseball Showdown (Arlington, Texas)

*Big 12 Conference Game

!Big 12 Championship (Arlington, Texas)

OVERALL RECORD: 23-21

BIG 12: 4-11

HOME: 17-5 | AWAY: 6-13 | NEUTRAL: 0-3

Player	avg	gp-gs	ab	r	h	2b	3b	hr	rbi	tb	slg%	bb	hp	so	gdp	ob%	sf	sh	sb-att	po	a	e	fld%
3 Johnson, Dominic	.353	44-44	173	37	61	16	0	8	33	101	.584	22	5	39	2	.436	2	0	10-12	68	4	3	.960
11 Mitchell, Justin	.319	39-38	116	22	37	11	0	4	16	60	.517	12	7	18	3	.409	2	1	0-0	278	35	3	.991
8 Johnson, Cole	.318	41-41	157	22	50	12	1	6	29	82	.522	12	3	29	5	.376	1	1	3-5	85	2	3	.967
7 Day, Brady	.303	32-17	76	20	23	6	1	1	9	34	.447	13	3	9	3	.424	0	2	2-3	8	27	2	.946
24 Phillips, Dylan	.289	44-44	173	34	50	9	0	11	34	92	.532	21	0	38	4	.362	2	0	8-8	184	13	5	.975
22 Culpepper, Kaelen	.274	37-34	113	21	31	7	0	2	16	44	.389	9	8	16	0	.364	2	2	0-0	16	60	6	.927
25 Goodwin, Nick	.273	43-43	154	27	42	16	2	7	39	83	.539	21	4	46	2	.360	7	1	6-8	51	83	15	.899
27 Nicoloff, Josh	.255	44-44	165	29	42	7	0	6	28	67	.406	22	0	41	3	.342	0	0	4-5	146	80	1	.996
4 Salinas, Orlando	.217	40-30	120	17	26	7	2	4	20	49	.408	15	1	41	3	.309	0	1	0-3	96	36	6	.957

20 Jones, Brendan	.667	21-0	6	6	4	0	0	0	4	4	.667	3	0	0	0	.700	1	0	2-2	7	1	1	.889
10 Adams, Blake	.357	6-4	14	0	5	1	0	0	0	6	.429	2	0	4	1	.438	0	0	0-0	7	9	3	.842
28 Pelletier, Raphael	.343	25-8	35	9	12	4	0	4	7	28	.800	5	1	8	2	.439	0	0	0-0	127	13	2	.986
9 Heinrich, Jeff	.307	26-18	75	15	23	5	0	8	18	52	.693	2	1	21	1	.333	0	1	0-0	3	2	0	1.000
1 Hughes, Dominic	.226	30-14	53	19	12	3	0	2	4	21	.396	7	2	9	0	.333	1	5	0-0	23	0	0	1.000
43 Useton, Cameron	.167	22-7	18	2	3	1	0	1	3	7	.389	6	1	7	0	.400	0	0	0-0	13	1	0	1.000
18 Rugely, Cash	.130	22-9	46	5	6	1	0	1	3	10	.217	4	0	18	1	.196	1	0	0-0	20	5	3	.893
12 Phillips, Cayden	.000	7-0	6	0	0	0	0	0	0	0	.000	1	1	6	0	.250	0	0	0-0	4	0	0	1.000
6 Spurlin, Terrence	.000	1-1	2	0	0	0	0	0	0	0	.000	0	0	1	0	.000	0	0	0-0	4	0	0	1.000
Totals	.284	44	1502	285	427	106	6	65	263	740	.493	177	37	351	30	.369	19	14	35-46	1154	402	58	.964
Opponents	.270	44	1494	286	403	92	15	45	257	660	.442	230	51	423	26	.381	21	19	43-54	1143	401	42	.974

LOB - Team (322), Opp (375). DPs turned - Team (30), Opp (36). CI - Team (0), Opp (1). IBB - Team (5), Phillips, D. 3, Johnson, D. 2, Opp (5). Picked off - Goodwin, N. 2, Johnson, C. 1, Jones, B. 1, Culpepper, K 1, Salinas, O. 1, Johnson, D. 1.

(All games Sorted by Earned run avg)

Player	era	w-l	app	gs	cg	sho	sv	ip	h	r	er	bb	so	2b	3b	hr	b/avg	wp	hp	bk	sfa	sha
34 Corsentino, Blake	3.60	3-4	16	3	0	0/0	2	45.0	47	24	18	10	39	17	1	4	.267	1	2	0	3	1
10 Adams, Blake	4.57	4-4	13	9	0	0/1	0	61.0	63	36	31	23	63	16	1	9	.260	4	3	0	0	3
5 McCullough, Connor	5.07	3-3	12	11	0	0/0	1	60.1	57	35	34	28	56	14	1	6	.257	6	7	2	4	3
40 Hassall, Griffin	6.52	4-5	13	8	0	0/0	0	49.2	52	41	36	19	36	10	4	7	.267	4	2	0	2	5

41 Nicholson, Grant	0.00	0-0	1	0	0	0/0	0	1.0	1	0	0	1	3	0	0	0	.250	0	0	0	0	0
45 Pearson, Dillon	0.00	0-0	2	0	0	0/0	0	1.0	1	0	0	3	2	0	0	0	.250	3	1	0	0	0
37 Fajardo, German	2.37	4-1	12	3	0	0/0	1	30.1	23	11	8	20	44	5	0	2	.204	5	2	0	2	0
24 Phillips, Dylan	3.00	0-0	8	0	0	0/0	4	9.0	6	3	3	1	15	0	1	0	.182	0	1	0	0	0
33 Rothmel, Collin	4.40	0-0	5	2	0	0/1	1	14.1	17	9	7	6	13	1	2	1	.293	1	2	0	2	1
29 Neighbors, Tyson	4.91	1-0	8	0	0	0/0	0	7.1	7	4	4	13	10	3	0	0	.269	1	2	1	0	1
47 Jurecka, Landry	7.27	1-1	6	0	0	0/0	0	8.2	9	7	7	2	10	4	0	1	.265	1	1	0	0	0
32 Moore, Wesley	7.31	0-0	8	4	0	0/0	0	16.0	19	16	13	21	30	4	0	1	.302	3	6	0	1	0
13 Rodriguez, Nico	7.71	0-0	8	0	0	0/1	0	7.0	6	6	6	11	8	2	1	0	.250	0	3	0	2	0
23 Ruhl, Ty	8.31	2-2	16	0	0	0/0	1	26.0	32	27	24	14	25	5	3	2	.314	4	7	0	3	1
39 Weber, Ben	10.61	0-0	4	0	0	0/0	0	9.1	9	11	11	11	12	3	1	2	.257	0	1	0	0	0
26 Herb, Chris	11.57	0-0	2	0	0	0/1	0	2.1	4	3	3	3	3	1	0	1	.364	1	0	0	0	0
31 Ruebeck, Christian	11.79	0-1	10	4	0	0/0	0	23.2	34	34	31	24	37	5	0	6	.340	7	6	0	2	3
17 Wideman, Landry	12.10	1-0	7	0	0	0/0	0	9.2	8	13	13	15	12	0	0	3	.229	0	0	0	0	1
16 Dale, Elijah	15.00	0-0	4	0	0	0/0	0	3.0	8	6	5	5	5	2	0	0	.471	1	5	0	0	0
Totals	5.94	23-21	44	44	0	1/1	10	384.2	403	286	254	230	423	92	15	45	.270	42	51	3	21	19
Opponents	6.00	21-23	44	44	0	1/1	10	381.0	427	285	254	177	351	106	6	65	.284	30	37	1	19	14

PB - Team (12), Pelletier, R 6, Mitchell, J. 6, Opp (5). Pickoffs - Team (4), Pelletier, R 1, Mitchell, J. 1, Neighbors, T 1, McCullough 1, Opp (7). SBA/ATT - Mitchell, J. (32-39), Pelletier, R (11-15), Hassall, G. (8-10), Moore, W. (7-7), Adams, B. (5-7), McCullough (3-6), Ruhl, T. (4-5), Ruebeck, C. (5-5), Fajardo, G. (2-3), Corsentino (3-3), Wideman, L. (2-3), Rodriguez, N (2-2), Weber, B. (2-2), Jurecka, L. (0-1).

BIG 12 RECORD: 4-11

HOME: 3-3 | AWAY: 1-8

Player	avg	gp-gs	ab	r	h	2b	3b	hr	rbi	tb	slg%	bb	hp	so	gdp	ob%	sf	sh	sb-att	po	a	e	fld%
25 Goodwin, Nick	.353	15-15	51	10	18	6	1	3	13	35	.686	9	1	17	0	.452	1	0	2-3	20	33	5	.914
22 Culpepper, Kaelen	.333	14-12	42	8	14	4	0	1	7	21	.500	3	2	5	0	.404	0	1	0-0	3	20	5	.821
24 Phillips, Dylan	.304	15-15	56	16	17	4	0	5	11	36	.643	6	0	8	1	.365	1	0	3-3	87	5	0	1.000
11 Mitchell, Justin	.289	15-15	45	9	13	6	0	1	7	22	.489	4	2	9	2	.358	2	0	0-0	86	12	2	.980
8 Johnson, Cole	.273	12-12	44	4	12	4	0	2	11	22	.500	2	2	7	0	.333	0	0	1-1	25	1	3	.897
3 Johnson, Dominic	.268	15-15	56	9	15	3	0	3	8	27	.482	6	2	16	1	.354	1	0	3-4	32	2	1	.971
27 Nicoloff, Josh	.214	15-15	56	6	12	1	0	1	5	16	.286	4	0	17	0	.267	0	0	2-2	65	34	0	1.000
1 Hughes, Dominic	.207	13-9	29	6	6	2	0	1	2	11	.379	4	0	5	0	.294	1	3	0-0	13	0	0	1.000
9 Heinrich, Jeff	.194	12-7	31	4	6	1	0	2	4	13	.419	0	0	12	0	.194	0	1	0-0	2	2	0	1.000
4 Salinas, Orlando	.125	13-9	40	4	5	1	0	1	4	9	.225	5	0	13	1	.222	0	0	0-0	7	13	1	.952

20 Jones, Brendan	.667	10-0	3	2	2	0	0	0	2	2	.667	1	0	0	0	.600	1	0	0-0	3	1	1	.800
28 Pelletier, Raphael	.500	6-1	4	2	2	0	0	1	1	5	1.250	2	0	1	0	.667	0	0	0-0	11	1	1	.923
18 Rugely, Cash	.167	8-2	12	1	2	1	0	1	3	6	.500	1	0	5	1	.214	1	0	0-0	4	4	1	.889
43 Uselton, Cameron	.111	8-3	9	0	1	1	0	0	0	2	.222	0	0	5	0	.111	0	0	0-0	6	1	0	1.000
7 Day, Brady	.053	10-5	19	1	1	0	0	0	0	1	.053	3	1	5	1	.217	0	0	1-1	6	10	1	.941
12 Phillips, Cayden	.000	3-0	1	0	0	0	0	0	0	0	.000	1	1	1	0	.667	0	0	0-0	1	0	0	1.000
10 Adams, Blake	.000	1-0	0	0	0	0	0	0	0	0	.000	1	0	0	0	1.000	0	0	0-0	3	3	1	.857
Totals	.253	15	498	82	126	34	1	22	78	228	.458	52	11	126	7	.332	8	5	12-14	381	149	23	.958
Opponents	.309	15	508	134	157	42	4	22	120	273	.537	97	9	96	9	.419	13	6	14-18	396	128	10	.981

LOB - Team (96), Opp (118). DPs turned - Team (10), Opp (8). IBB - Team (1), Phillips, D. 1, Opp (1). Picked off - Salinas, O. 1, Jones, B. 1, Culpepper, K 1, Goodwin, N. 1.

(Big 12 games only Sorted by Earned run avg)

Player	era	w-l	app	gs	cg	sho	sv	ip	h	r	er	bb	so	2b	3b	hr	b/avg	wp	hp	bk	sfa	sha
34 Corsentino, Blake	5.30	1-3	7	2	0	0/0	0	18.2	23	17	11	5	11	10	0	4	.299	1	0	0	2	1
5 McCullough, Connor	5.34	0-1	6	5	0	0/0	1	28.2	29	18	17	18	23	8	0	3	.279	4	2	2	4	0
10 Adams, Blake	6.85	2-3	7	3	0	0/0	0	23.2	27	22	18	15	18	7	0	5	.284	3	1	0	0	1
40 Hassall, Griffin	11.41	0-3	5	5	0	0/0	0	23.2	36	30	30	11	12	6	2	5	.356	2	1	0	1	4

29 Neighbors, Tyson	0.00	1-0	2	0	0	0/0	0	2.1	2	0	0	4	2	1	0	0	.286	0	1	0	0	0
24 Phillips, Dylan	0.00	0-0	2	0	0	0/0	1	2.0	1	0	0	1	1	0	0	0	.167	0	0	0	0	0
13 Rodriguez, Nico	0.00	0-0	2	0	0	0/0	0	1.1	1	0	0	2	0	0	0	0	.200	0	0	0	0	0
45 Pearson, Dillon	0.00	0-0	1	0	0	0/0	0	0.0	0	0	0	2	0	0	0	0		1	1	0	0	0
31 Ruebeck, Christian	1.93	0-0	2	0	0	0/0	0	4.2	3	3	1	5	7	1	0	0	.188	1	0	0	1	0
37 Fajardo, German	3.00	0-0	2	0	0	0/0	0	3.0	3	2	1	3	3	2	0	0	.231	3	0	0	0	0
32 Moore, Wesley	6.75	0-0	2	0	0	0/0	0	4.0	6	4	3	6	7	1	0	1	.333	1	0	0	1	0
33 Rothermel, Collin	10.80	0-0	1	0	0	0/0	0	1.2	5	2	2	1	0	0	1	0	.556	0	0	0	1	0
39 Weber, Ben	15.63	0-0	3	0	0	0/0	0	6.1	8	11	11	7	8	3	1	2	.308	0	1	0	0	0
23 Ruhl, Ty	16.50	0-0	6	0	0	0/0	0	6.0	7	12	11	8	3	2	0	1	.318	2	2	0	3	0
47 Jurecka, Landry	27.00	0-1	2	0	0	0/0	0	1.0	3	3	3	2	1	1	0	0	.500	1	0	0	0	0
17 Wideman, Landry	99.00	0-0	2	0	0	0/0	0	0.0	3	10	10	7	0	0	0	1	1.000	0	0	0	0	0
Totals	8.36	4-11	15	15	0	0/0	2	127.0	157	134	118	97	96	42	4	22	.309	19	9	2	13	6
Opponents	5.18	11-4	15	15	0	1/1	6	132.0	126	82	76	52	126	34	1	22	.253	8	11	0	8	5

PB - Team (1), Mitchell, J. 1, Opp (2). Pickoffs - Team (3), Neighbors, T 1, Pelletier, R 1, McCullough 1, Opp (4). SBA/ATT - Mitchell, J. (12-16), Adams, B. (4-5), McCullough (2-4), Hassall, G. (4-4), Corsentino (3-3), Pelletier, R (2-2), Fajardo, G. (0-1), Ruhl, T. (1-1).

HOME RECORD: 17-5

NON-CONFERENCE: 14-2 | BIG 12: 3-3

Player	avg	gp-gs	ab	r	h	2b	3b	hr	rbi	tb	slg%	bb	hp	so	gdp	ob%	sf	sh	sb-att	po	a	e	fld%
3 Johnson, Dominic	.381	22-22	84	23	32	7	0	6	18	57	.679	15	2	17	0	.480	1	0	6-7	33	2	2	.946
8 Johnson, Cole	.366	22-22	82	13	30	7	0	3	14	46	.561	9	3	15	2	.447	0	0	2-4	40	0	0	1.000
9 Heinrich, Jeff	.347	15-12	49	11	17	2	0	7	13	40	.816	1	1	12	0	.373	0	0	0-0	1	0	0	1.000
24 Phillips, Dylan	.314	22-22	86	22	27	5	0	8	21	56	.651	11	0	12	3	.388	1	0	5-5	112	8	2	.984
27 Nicoloff, Josh	.309	22-22	81	18	25	4	0	3	12	38	.469	12	0	20	1	.398	0	0	2-3	79	40	1	.992
25 Goodwin, Nick	.303	22-22	76	15	23	7	2	6	25	52	.684	11	2	20	0	.383	5	0	2-2	26	43	7	.908
11 Mitchell, Justin	.291	19-18	55	7	16	3	0	3	11	28	.509	1	5	8	2	.355	1	0	0-0	150	20	2	.988
22 Culpepper, Kaelen	.227	20-20	66	13	15	5	0	1	7	23	.348	6	1	9	0	.297	1	1	0-0	10	39	2	.961
4 Salinas, Orlando	.218	20-14	55	9	12	2	2	3	10	27	.491	9	1	17	2	.338	0	1	0-2	35	15	4	.926

20 Jones, Brendan	1.000	11-0	3	4	3	0	0	0	2	3	1.000	3	0	0	0	1.000	0	0	2-2	5	1	0	1.000
10 Adams, Blake	.500	3-2	6	0	3	1	0	0	0	4	.667	2	0	2	0	.625	0	0	0-0	5	4	2	.818
28 Pelletier, Raphael	.400	11-4	20	6	8	4	0	3	6	21	1.050	0	1	3	1	.429	0	0	0-0	67	7	0	1.000
7 Day, Brady	.333	13-5	30	8	10	2	0	1	5	15	.500	2	1	1	1	.394	0	1	0-1	2	8	0	1.000
43 Uselton, Cameron	.231	11-5	13	1	3	1	0	1	3	7	.538	2	1	4	0	.375	0	0	0-0	9	1	0	1.000
1 Hughes, Dominic	.130	14-6	23	11	3	1	0	1	2	7	.304	4	1	2	0	.276	1	1	0-0	10	0	0	1.000
18 Rugely, Cash	.083	7-2	12	2	1	0	0	1	2	4	.333	0	0	4	0	.083	0	0	0-0	1	4	1	.833
12 Phillips, Cayden	.000	2-0	3	0	0	0	0	0	0	0	.000	0	0	3	0	.000	0	0	0-0	3	0	0	1.000
Totals	.306	22	744	163	228	51	4	47	151	428	.575	88	19	149	12	.389	10	4	19-26	594	211	27	.968
Opponents	.242	22	740	107	179	42	5	21	99	294	.397	101	21	229	13	.346	8	16	13-18	543	196	25	.967

LOB - Team (159), Opp (185). DPs turned - Team (14), Opp (16). IBB - Team (4), Johnson, D. 2, Phillips, D. 2, Opp (3). Picked off - Goodwin, N. 1, Salinas, O. 1, Jones, B. 1.

(Home games Sorted by Earned run avg)

Player	era	w-l	app	gs	cg	sho	sv	ip	h	r	er	bb	so	2b	3b	hr	b/avg	wp	hp	bk	sfa	sha
34 Corsentino, Blake	2.22	1-2	9	1	0	0/0	2	24.1	21	8	6	6	29	8	0	1	.226	1	1	0	0	1
10 Adams, Blake	2.57	3-0	6	4	0	0/0	0	28.0	24	11	8	11	27	5	1	3	.224	1	2	0	0	3
5 McCullough, Connor	4.88	2-1	6	5	0	0/0	1	27.2	23	16	15	12	25	6	1	2	.232	0	4	1	2	2
40 Hassall, Griffin	4.94	3-1	5	4	0	0/0	0	23.2	23	15	13	11	20	4	1	4	.258	0	1	0	2	4

29 Neighbors, Tyson	0.00	1-0	4	0	0	0/0	0	4.2	5	0	0	6	4	2	0	0	.313	0	0	0	0	0
17 Wideman, Landry	0.00	1-0	2	0	0	0/0	0	4.2	2	0	0	4	4	0	0	0	.133	0	0	0	0	1
39 Weber, Ben	0.00	0-0	1	0	0	0/0	0	3.0	0	0	0	1	3	0	0	0	.000	0	0	0	0	0
41 Nicholson, Grant	0.00	0-0	1	0	0	0/0	0	1.0	1	0	0	1	3	0	0	0	.250	0	0	0	0	0
37 Fajardo, German	2.37	3-1	7	2	0	0/0	1	19.0	13	6	5	13	32	5	0	2	.186	3	1	0	0	0
32 Moore, Wesley	3.52	0-0	3	2	0	0/0	0	7.2	9	5	3	6	12	3	0	0	.310	1	3	0	0	0
33 Rothermel, Collin	3.60	0-0	2	1	0	0/0	1	10.0	10	6	4	4	10	1	1	1	.250	1	0	0	0	1
24 Phillips, Dylan	3.86	0-0	6	0	0	0/0	3	7.0	5	3	3	0	14	0	1	0	.185	0	1	0	0	0
47 Jurecka, Landry	5.06	1-0	2	0	0	0/0	0	5.1	3	3	3	0	6	1	0	1	.167	0	0	0	0	0
23 Ruhl, Ty	6.75	2-0	6	0	0	0/0	1	13.1	14	10	10	6	13	1	0	1	.298	1	3	0	2	1
31 Ruebeck, Christian	9.00	0-0	4	3	0	0/0	0	13.0	16	14	13	10	20	2	0	5	.308	3	3	0	0	3
13 Rodriguez, Nico	13.50	0-0	3	0	0	0/0	0	2.2	1	4	4	6	4	1	0	0	.143	0	2	0	2	0
16 Dale, Elijah	16.20	0-0	2	0	0	0/0	0	1.2	5	3	3	3	2	2	0	0	.500	1	0	0	0	0
26 Herb, Chris	20.25	0-0	1	0	0	0/0	0	1.1	4	3	3	1	1	1	0	1	.500	0	0	0	0	0
Totals	4.23	17-5	22	22	0	0/0	9	198.0	179	107	93	101	229	42	5	21	.242	12	21	1	8	16
Opponents	7.01	5-17	22	22	0	0/0	4	181.0	228	163	141	88	149	51	4	47	.306	13	19	1	10	4

PB - Team (3), Pelletier, R 2, Mitchell, J. 1, Opp (1). Pickoffs - Team (2), Mitchell, J. 1, Neighbors, T 1, Opp (3). SBA/ATT - Mitchell, J. (11-14), Ruhl, T. (3-4), Pelletier, R (2-4), Hassall, G. (3-3), Fajardo, G. (1-2), Corsentino (2-2), Ruebeck, C. (2-2), McCullough (0-1), Rodriguez, N (1-1), Wideman, L. (1-1), Adams, B. (0-1), Jurecka, L. (0-1).

ROAD/NEUTRAL RECORD: 6-16

AWAY: 6-13 | NEUTRAL: 0-3 | BIG 12: 1-8

Player	avg	gp-gs	ab	r	h	2b	3b	hr	rbi	tb	slg%	bb	hp	so	gdp	ob%	sf	sh	sb-att	po	a	e	fld%
11 Mitchell, Justin	.344	20-20	61	15	21	8	0	1	5	32	.525	11	2	10	1	.453	1	1	0-0	128	15	1	.993
22 Culpepper, Kaelen	.340	17-14	47	8	16	2	0	1	9	21	.447	3	7	7	0	.448	1	1	0-0	6	21	4	.871
3 Johnson, Dominic	.326	22-22	89	14	29	9	0	2	15	44	.494	7	3	22	2	.390	1	0	4-5	35	2	1	.974
7 Day, Brady	.283	19-12	46	12	13	4	1	0	4	19	.413	11	2	8	2	.441	0	1	2-2	6	19	2	.926
8 Johnson, Cole	.267	19-19	75	9	20	5	1	3	15	36	.480	3	0	14	3	.291	1	1	1-1	45	2	3	.940
24 Phillips, Dylan	.264	22-22	87	12	23	4	0	3	13	36	.414	10	0	26	1	.337	1	0	3-3	72	5	3	.963
25 Goodwin, Nick	.244	21-21	78	12	19	9	0	1	14	31	.397	10	2	26	2	.337	2	1	4-6	25	40	8	.890
4 Salinas, Orlando	.215	20-16	65	8	14	5	0	1	10	22	.338	6	0	24	1	.282	0	0	0-1	61	21	2	.976
27 Nicoloff, Josh	.202	22-22	84	11	17	3	0	3	16	29	.345	10	0	21	2	.287	0	0	2-2	67	40	0	1.000
20 Jones, Brendan	.333	10-0	3	2	1	0	0	0	2	1	.333	0	0	0	0	.250	1	0	0-0	2	0	1	.667
1 Hughes, Dominic	.300	16-8	30	8	9	2	0	1	2	14	.467	3	1	7	0	.382	0	4	0-0	13	0	0	1.000
28 Pelletier, Raphael	.267	14-4	15	3	4	0	0	1	1	7	.467	5	0	5	1	.450	0	0	0-0	60	6	2	.971
10 Adams, Blake	.250	3-2	8	0	2	0	0	0	0	2	.250	0	0	2	1	.250	0	0	0-0	2	5	1	.875
9 Heinrich, Jeff	.231	11-6	26	4	6	3	0	1	5	12	.462	1	0	9	1	.259	0	1	0-0	2	2	0	1.000
18 Rugely, Cash	.147	15-7	34	3	5	1	0	0	1	6	.176	4	0	14	1	.231	1	0	0-0	19	1	2	.909
43 Uselton, Cameron	.000	11-2	5	1	0	0	0	0	0	0	.000	4	0	3	0	.444	0	0	0-0	4	0	0	1.000
12 Phillips, Cayden	.000	5-0	3	0	0	0	0	0	0	0	.000	1	1	3	0	.400	0	0	0-0	1	0	0	1.000
6 Spurlin, Terrence	.000	1-1	2	0	0	0	0	0	0	0	.000	0	0	1	0	.000	0	0	0-0	4	0	0	1.000
Totals	.263	22	758	122	199	55	2	18	112	312	.412	89	18	202	18	.350	9	10	16-20	560	191	31	.960
Opponents	.297	22	754	179	224	50	10	24	158	366	.485	129	30	194	13	.414	13	3	30-36	600	205	17	.979

LOB - Team (163), Opp (190). DPs turned - Team (16), Opp (20). CI - Team (0), Opp (1). IBB - Team (1), Phillips, D. 1, Opp (2). Picked off - Goodwin, N. 1, Culpepper, K 1, Johnson, D. 1, Johnson, C. 1.

(Road-Neutral Sorted by Earned run avg)

Player	era	w-l	app	gs	cg	sho	sv	ip	h	r	er	bb	so	2b	3b	hr	b/avg	wp	hp	bk	sfa	sha
5 McCullough, Connor	5.23	1-2	6	6	0	0/0	0	32.2	34	19	19	16	31	8	0	4	.276	6	3	1	2	1
10 Adams, Blake	6.27	1-4	7	5	0	0/1	0	33.0	39	25	23	12	36	11	0	6	.289	3	1	0	0	0
40 Hassall, Griffin	7.96	1-4	8	4	0	0/0	0	26.0	29	26	23	8	16	6	3	3	.274	4	1	0	0	1
24 Phillips, Dylan	0.00	0-0	2	0	0	0/0	1	2.0	1	0	0	1	1	0	0	0	.167	0	0	0	0	0
45 Pearson, Dillon	0.00	0-0	2	0	0	0/0	0	1.0	1	0	0	3	2	0	0	0	.250	3	1	0	0	0
26 Herb, Chris	0.00	0-0	1	0	0	0/1	0	1.0	0	0	0	2	2	0	0	0	.000	1	0	0	0	0
37 Fajardo, German	2.38	1-0	5	1	0	0/0	0	11.1	10	5	3	7	12	0	0	0	.233	2	1	0	2	0
13 Rodriguez, Nico	4.15	0-0	5	0	0	0/1	0	4.1	5	2	2	5	4	1	1	0	.294	0	1	0	0	0
34 Corsentino, Blake	5.23	2-2	7	2	0	0/0	0	20.2	26	16	12	4	10	9	1	3	.313	0	1	0	3	0
33 Rothermel, Collin	6.23	0-0	3	1	0	0/1	0	4.1	7	3	3	2	3	0	1	0	.389	0	2	0	2	0
23 Ruhl, Ty	9.95	0-2	10	0	0	0/0	0	12.2	18	17	14	8	12	4	3	1	.327	3	4	0	1	0
32 Moore, Wesley	10.80	0-0	5	2	0	0/0	0	8.1	10	11	10	15	18	1	0	1	.294	2	3	0	1	0
47 Jurecka, Landry	10.80	0-1	4	0	0	0/0	0	3.1	6	4	4	2	4	3	0	0	.375	1	1	0	0	0
29 Neighbors, Tyson	13.50	0-0	4	0	0	0/0	0	2.2	2	4	4	7	6	1	0	0	.200	1	2	1	0	1
16 Dale, Elijah	13.50	0-0	2	0	0	0/0	0	1.1	3	3	2	2	3	0	0	0	.429	0	5	0	0	0
31 Ruebeck, Christian	15.19	0-1	6	1	0	0/0	0	10.2	18	20	18	14	17	3	0	1	.375	4	3	0	2	0
39 Weber, Ben	15.63	0-0	3	0	0	0/0	0	6.1	9	11	11	10	9	3	1	2	.346	0	1	0	0	0
17 Wideman, Landry	23.40	0-0	5	0	0	0/0	0	5.0	6	13	13	11	8	0	0	3	.300	0	0	0	0	0
Totals	7.76	6-16	22	22	0	1/1	1	186.2	224	179	161	129	194	50	10	24	.297	30	30	2	13	3
Opponents	5.09	16-6	22	22	0	1/1	6	200.0	199	122	113	89	202	55	2	18	.263	17	18	0	9	10

PB - Team (9), Mitchell, J. 5, Pelletier, R 4, Opp (4). Pickoffs - Team (2), McCullough 1, Pelletier, R 1, Opp (4). SBA/ATT - Mitchell, J. (21-25), Pelletier, R (9-11), Moore, W. (7-7), Hassall, G. (5-7), Adams, B. (5-6), McCullough (3-5), Ruebeck, C. (3-3), Weber, B. (2-2), Wideman, L. (1-2), Rodriguez, N (1-1), Ruhl, T. (1-1), Fajardo, G. (1-1), Corsentino (1-1).

AT OKLAHOMA: 1-2

HOME: 0-0 | AWAY: 1-2 | NEUTRAL: 0-0 | BIG 12: 1-2

Player	avg	gp-gs	ab	r	h	2b	3b	hr	rbi	tb	slg%	bb	hp	so	gdp	ob%	sf	sh	sb-att	po	a	e	fld%
22 Culpepper, Kaelen	.667	3-1	6	3	4	1	0	0	2	5	.833	1	0	0	0	.714	0	0	0-0	1	1	0	1.000
3 Johnson, Dominic	.333	3-3	9	2	3	1	0	1	2	7	.778	1	1	3	1	.455	0	0	2-2	2	1	0	1.000
8 Johnson, Cole	.300	3-3	10	2	3	0	0	2	5	9	.900	0	0	3	0	.300	0	0	0-0	4	1	2	.714
25 Goodwin, Nick	.250	3-3	12	2	3	1	0	0	1	4	.333	1	0	4	0	.308	0	0	0-1	7	7	0	1.000
11 Mitchell, Justin	.250	3-3	8	2	2	2	0	0	1	4	.500	2	0	3	0	.400	0	0	0-0	12	2	0	1.000
1 Hughes, Dominic	.250	3-1	4	1	1	0	0	0	0	1	.250	0	0	1	0	.250	0	2	0-0	3	0	0	1.000
24 Phillips, Dylan	.200	3-3	10	2	2	1	0	0	2	3	.300	1	0	1	0	.250	1	0	0-0	20	2	0	1.000
9 Heinrich, Jeff	.182	3-3	11	1	2	1	0	0	0	3	.273	0	0	4	0	.182	0	0	0-0	2	0	0	1.000
27 Nicoloff, Josh	.111	3-3	9	1	1	0	0	1	1	4	.444	0	0	5	0	.111	0	0	0-0	6	7	0	1.000
7 Day, Brady	.000	3-2	7	0	0	0	0	0	0	0	.000	0	1	2	0	.125	0	0	1-1	4	5	1	.900

20 Jones, Brendan	1.000	3-0	1	1	1	0	0	0	2	1	1.000	0	0	0	0	.500	1	0	0-0	1	0	1	.500
4 Salinas, Orlando	.500	2-0	4	1	2	1	0	0	1	3	.750	0	0	1	0	.500	0	0	0-0	0	1	0	1.000
28 Pelletier, Raphael	.500	3-1	2	2	1	0	0	1	1	4	2.000	2	0	0	0	.750	0	0	0-0	8	1	1	.900
18 Rugely, Cash	.000	2-0	2	0	0	0	0	0	1	0	.000	0	0	0	1	.000	1	0	0-0	2	0	0	1.000
43 Uselton, Cameron	.000	2-1	2	0	0	0	0	0	0	0	.000	0	0	1	0	.000	0	0	0-0	1	0	0	1.000
12 Phillips, Cayden	.000	1-0	1	0	0	0	0	0	0	0	.000	0	0	1	0	.000	0	0	0-0	1	0	0	1.000
Totals	.255	3	98	20	25	8	0	5	19	48	.490	8	2	29	2	.315	3	2	3-4	75	30	6	.946
Opponents	.418	3	110	43	46	17	1	8	38	89	.809	26	4	20	4	.539	1	1	5-7	81	21	2	.981

LOB - Team (12), Opp (24). DPs turned - Team (4), Opp (2).

(Oklahoma Series Sorted by Earned run avg)

Player	era	w-l	app	gs	cg	sho	sv	ip	h	r	er	bb	so	2b	3b	hr	b/avg	wp	hp	bk	sfa	sha
34 Corsentino, Blake	3.00	1-0	1	0	0	0/0	0	3.0	3	1	1	1	1	0	0	0	.300	0	0	0	1	0
32 Moore, Wesley	4.91	0-0	1	0	0	0/0	0	3.2	6	2	2	3	6	1	0	1	.353	1	0	0	0	0
10 Adams, Blake	10.80	0-0	1	1	0	0/0	0	5.0	9	6	6	2	3	4	0	2	.429	0	1	0	0	0
5 McCullough, Connor	10.80	0-1	1	1	0	0/0	0	5.0	7	6	6	5	3	3	0	2	.389	1	0	0	0	0

23 Ruhl, Ty	0.00	0-0	1	0	0	0/0	0	2.0	2	1	0	0	1	1	0	0	.222	0	1	0	0	0
24 Phillips, Dylan	0.00	0-0	1	0	0	0/0	1	1.0	1	0	0	1	0	0	0	0	.333	0	0	0	0	0
31 Ruebeck, Christian	0.00	0-0	1	0	0	0/0	0	1.0	2	1	0	0	3	1	0	0	.400	0	0	0	0	0
13 Rodriguez, Nico	0.00	0-0	1	0	0	0/0	0	0.1	1	0	0	1	0	0	0	0	.500	0	0	0	0	0
39 Weber, Ben	37.80	0-0	1	0	0	0/0	0	1.2	6	7	7	3	3	3	1	2	.600	0	1	0	0	0
40 Hassall, Griffin	50.14	0-1	1	1	0	0/0	0	2.1	8	13	13	5	0	4	0	1	.571	2	1	0	0	1
17 Wideman, Landry	99.00	0-0	1	0	0	0/0	0	0.0	1	6	6	5	0	0	0	0	1.000	0	0	0	0	0
Totals	14.76	1-2	3	3	0	0/0	1	25.0	46	43	41	26	20	17	1	8	.418	4	4	0	1	1
Opponents	6.33	2-1	3	3	0	0/0	0	27.0	25	20	19	8	29	8	0	5	.255	3	2	0	3	2

Pickoffs - Team (2), Pelletier, R 1, McCullough 1. SBA/ATT - Mitchell, J. (3-5), McCullough (2-3), Hassall, G. (2-2), Adams, B. (1-2), Pelletier, R (2-2).

LAST 5 GAMES: 2-3

HOME: 1-0 | AWAY: 1-3 | NEUTRAL: 0-0 | BIG 12: 1-2

Player	avg	gp-gs	ab	r	h	2b	3b	hr	rbi	tb	slg%	bb	hp	so	gdp	ob%	sf	sh	sb-att	po	a	e	fld%
22 Culpepper, Kaelen	.556	4-2	9	4	5	2	0	0	2	7	.778	2	0	1	0	.636	0	0	0-0	2	2	0	1.000
8 Johnson, Cole	.250	5-5	16	3	4	0	0	2	5	10	.625	1	1	5	0	.333	0	0	0-1	8	1	2	.818
3 Johnson, Dominic	.250	5-5	16	3	4	1	0	1	3	8	.500	3	1	5	1	.400	0	0	3-3	4	1	0	1.000
24 Phillips, Dylan	.235	5-5	17	4	4	2	0	0	4	6	.353	2	0	3	0	.300	1	0	1-1	33	2	1	.972
9 Heinrich, Jeff	.222	5-5	18	2	4	1	0	1	2	8	.444	0	0	7	0	.222	0	0	0-0	2	0	0	1.000
25 Goodwin, Nick	.211	5-5	19	2	4	2	0	0	3	6	.316	2	0	6	0	.286	0	0	0-1	7	10	1	.944
11 Mitchell, Justin	.200	5-5	15	3	3	2	0	0	1	5	.333	3	0	3	0	.333	0	0	0-0	35	3	0	1.000
27 Nicoloff, Josh	.118	5-5	17	1	2	0	0	1	2	5	.294	1	0	7	0	.167	0	0	0-0	11	10	0	1.000
7 Day, Brady	.000	4-3	10	1	0	0	0	0	0	0	.000	1	2	3	0	.231	0	0	1-1	5	8	1	.929

20 Jones, Brendan	1.000	5-0	1	1	1	0	0	0	2	1	1.000	0	0	0	0	.500	1	0	0-0	1	0	1	.500
28 Pelletier, Raphael	.500	4-1	2	2	1	0	0	1	1	4	2.000	2	0	0	0	.750	0	0	0-0	9	1	1	.909
4 Salinas, Orlando	.400	4-0	5	1	2	1	0	0	1	3	.600	0	0	1	0	.400	0	0	0-0	0	2	0	1.000
1 Hughes, Dominic	.250	4-1	4	1	1	0	0	0	0	1	.250	0	0	1	0	.250	0	2	0-0	3	0	0	1.000
43 Uselton, Cameron	.000	4-3	5	1	0	0	0	0	0	0	.000	3	0	1	0	.375	0	0	0-0	2	0	0	1.000
18 Rugely, Cash	.000	2-0	2	0	0	0	0	0	1	0	.000	0	0	0	1	.000	1	0	0-0	2	0	0	1.000
12 Phillips, Cayden	.000	1-0	1	0	0	0	0	0	0	0	.000	0	0	1	0	.000	0	0	0-0	1	0	0	1.000
10 Adams, Blake	.000	1-0	1	0	0	0	0	0	0	0	.000	0	0	0	0	.000	0	0	0-0	0	1	0	1.000
Totals	.222	5	158	29	35	11	0	6	27	64	.405	20	4	44	2	.319	3	2	5-7	126	42	8	.955
Opponents	.345	5	174	52	60	20	3	9	47	113	.649	35	9	45	5	.475	1	1	12-14	132	39	2	.988

LOB - Team (26), Opp (42). DPs turned - Team (6), Opp (2).

(Last 5 Games Sorted by Earned run avg)

Player	era	w-l	app	gs	cg	sho	sv	ip	h	r	er	bb	so	2b	3b	hr	b/avg	wp	hp	bk	sfa	sha
37 Fajardo, German	0.00	1-0	2	1	0	0/0	0	8.1	2	1	0	4	12	0	0	0	.074	0	2	0	0	0
32 Moore, Wesley	6.35	0-0	2	1	0	0/0	0	5.2	7	4	4	6	12	1	0	1	.292	1	2	0	0	0
10 Adams, Blake	10.80	0-0	1	1	0	0/0	0	5.0	9	6	6	2	3	4	0	2	.429	0	1	0	0	0
5 McCullough, Connor	10.80	0-1	1	1	0	0/0	0	5.0	7	6	6	5	3	3	0	2	.389	1	0	0	0	0

24 Phillips, Dylan	0.00	0-0	3	0	0	0/0	2	3.1	3	0	0	1	2	0	0	0	.250	0	0	0	0	0
31 Ruebeck, Christian	0.00	0-0	2	0	0	0/0	0	2.0	3	1	0	0	5	1	0	0	.333	0	0	0	0	0
13 Rodriguez, Nico	0.00	0-0	1	0	0	0/0	0	0.1	1	0	0	1	0	0	0	0	.500	0	0	0	0	0
34 Corsentino, Blake	3.86	1-0	2	0	0	0/0	0	4.2	6	2	2	1	3	2	0	0	.333	0	0	0	1	0
23 Ruhl, Ty	12.27	0-1	2	0	0	0/0	0	3.2	7	6	5	2	2	2	2	1	.389	0	2	0	0	0
39 Weber, Ben	37.80	0-0	1	0	0	0/0	0	1.2	6	7	7	3	3	3	1	2	.600	0	1	0	0	0
40 Hassall, Griffin	50.14	0-1	1	1	0	0/0	0	2.1	8	13	13	5	0	4	0	1	.571	2	1	0	0	1
17 Wideman, Landry	99.00	0-0	1	0	0	0/0	0	0.0	1	6	6	5	0	0	0	0	1.000	0	0	0	0	0
Totals	10.50	2-3	5	5	0	0/0	2	42.0	60	52	49	35	45	20	3	9	.345	4	9	0	1	1
Opponents	5.73	3-2	5	5	0	0/0	1	44.0	35	29	28	20	44	11	0	6	.222	5	4	0	3	2

Pickoffs - Team (2), Pelletier, R 1, McCullough 1. SBA/ATT - Mitchell, J. (10-12), Moore, W. (6-6), McCullough (2-3), Hassall, G. (2-2), Adams, B. (1-2), Pelletier, R (2-2), Ruebeck, C. (1-1).

LAST10 GAMES: 6-4

HOME: 4-1 | AWAY: 2-3 | NEUTRAL: 0-0 | BIG 12: 1-2

Player	avg	gp-gs	ab	r	h	2b	3b	hr	rbi	tb	slg%	bb	hp	so	gdp	ob%	sf	sh	sb-att	po	a	e	fld%
7 Day, Brady	.409	9-5	22	8	9	1	1	1	4	15	.682	3	2	4	0	.519	0	0	2-3	6	13	1	.950
9 Heinrich, Jeff	.359	10-10	39	9	14	5	0	4	11	31	.795	1	0	11	0	.375	0	0	0-0	3	0	0	1.000
11 Mitchell, Justin	.348	9-9	23	7	8	2	0	1	4	13	.565	5	2	5	0	.500	0	0	0-0	54	4	0	1.000
22 Culpepper, Kaelen	.313	7-5	16	6	5	2	0	0	2	7	.438	3	1	3	0	.450	0	0	0-0	4	4	0	1.000
8 Johnson, Cole	.297	10-10	37	6	11	0	0	3	10	20	.541	1	1	9	1	.333	0	0	0-1	19	1	2	.909
25 Goodwin, Nick	.257	9-9	35	7	9	5	0	2	8	20	.571	4	0	10	0	.333	0	0	1-2	10	16	2	.929
3 Johnson, Dominic	.242	10-10	33	9	8	1	0	3	12	18	.545	7	2	8	1	.395	1	0	3-3	10	1	0	1.000
27 Nicoloff, Josh	.205	10-10	39	3	8	0	0	1	6	11	.282	1	0	12	0	.225	0	0	0-0	16	19	0	1.000
24 Phillips, Dylan	.154	10-10	39	6	6	2	0	0	4	8	.205	5	0	8	0	.244	1	0	3-3	75	5	1	.988
20 Jones, Brendan	.667	10-0	3	3	2	0	0	0	4	2	.667	2	0	0	0	.667	1	0	2-2	4	0	1	.800
28 Pelletier, Raphael	.500	8-2	10	5	5	1	0	3	3	15	1.500	3	1	3	1	.643	0	0	0-0	38	4	2	.955
4 Salinas, Orlando	.250	8-1	12	1	3	1	0	0	2	4	.333	1	0	6	0	.308	0	0	0-0	2	7	1	.900
1 Hughes, Dominic	.250	8-3	12	6	3	0	0	0	1	3	.250	1	0	2	0	.308	0	3	0-0	8	0	0	1.000
10 Adams, Blake	.250	2-1	4	0	1	0	0	0	0	1	.250	0	0	2	0	.250	0	0	0-0	1	3	1	.800
43 Uselton, Cameron	.111	7-5	9	1	1	0	0	0	0	1	.111	5	1	2	0	.467	0	0	0-0	6	0	0	1.000
18 Rugely, Cash	.000	4-0	4	0	0	0	0	0	1	0	.000	0	0	1	1	.000	1	0	0-0	2	0	0	1.000
12 Phillips, Cayden	.000	2-0	2	0	0	0	0	0	0	0	.000	0	0	2	0	.000	0	0	0-0	1	0	0	1.000
Totals	.274	10	339	77	93	20	1	18	72	169	.499	42	10	88	4	.367	4	3	11-14	261	82	14	.961
Opponents	.313	10	351	83	110	31	3	18	77	201	.573	63	17	92	11	.439	2	5	19-21	258	78	3	.991

LOB - Team (63), Opp (94). DPs turned - Team (12), Opp (4). IBB - Team (0), Opp (3).

(Last 10 Games Sorted by Earned run avg)

Player	era	w-l	app	gs	cg	sho	sv	ip	h	r	er	bb	so	2b	3b	hr	b/avg	wp	hp	bk	sfa	sha
37 Fajardo, German	1.65	3-0	4	2	0	0/0	0	16.1	6	4	3	9	19	0	0	2	.111	0	2	0	0	0
10 Adams, Blake	8.71	0-0	2	2	0	0/0	0	10.1	18	11	10	3	7	8	0	3	.391	0	2	0	0	1
24 Phillips, Dylan	0.00	0-0	5	0	0	0/0	3	5.1	3	0	0	1	8	0	0	0	.158	0	0	0	0	0
13 Rodriguez, Nico	0.00	0-0	2	0	0	0/0	0	1.1	1	0	0	1	2	0	0	0	.200	0	1	0	0	0
41 Nicholson, Grant	0.00	0-0	1	0	0	0/0	0	1.0	1	0	0	1	3	0	0	0	.250	0	0	0	0	0
29 Neighbors, Tyson	0.00	0-0	1	0	0	0/0	0	0.2	1	0	0	2	1	1	0	0	.333	0	0	0	0	0
34 Corsentino, Blake	3.52	1-0	3	0	0	0/0	1	7.2	9	3	3	1	6	2	0	0	.300	0	1	0	1	0
32 Moore, Wesley	5.00	0-0	3	2	0	0/0	0	9.0	11	6	5	10	15	2	0	1	.306	1	3	0	0	0
23 Ruhl, Ty	7.36	1-1	3	0	0	0/0	0	7.1	12	7	6	3	5	2	2	1	.387	0	2	0	0	1
47 Jurecka, Landry	9.00	0-0	1	0	0	0/0	0	1.0	3	1	1	0	2	2	0	0	.500	0	0	0	0	0
31 Ruebeck, Christian	10.80	0-0	3	0	0	0/0	0	5.0	9	7	6	2	8	1	0	3	.391	0	1	0	0	1
39 Weber, Ben	13.50	0-0	2	0	0	0/0	0	4.2	7	7	7	7	7	3	1	2	.368	0	1	0	0	0
40 Hassall, Griffin	15.12	1-1	2	2	0	0/0	0	8.1	12	15	14	8	2	4	0	2	.343	2	2	0	1	2
5 McCullough, Connor	18.00	0-2	2	2	0	0/0	0	7.0	13	14	14	7	6	5	0	4	.433	1	2	0	0	0
16 Dale, Elijah	18.00	0-0	1	0	0	0/0	0	1.0	3	2	2	2	1	1	0	0	.500	0	0	0	0	0
17 Wideman, Landry	54.00	0-0	2	0	0	0/0	0	1.0	1	6	6	6	0	0	0	0	.250	0	0	0	0	0
Totals	7.97	6-4	10	10	0	0/0	4	87.0	110	83	77	63	92	31	3	18	.313	4	17	0	2	5
Opponents	7.74	4-6	10	10	0	0/0	1	86.0	93	77	74	42	88	20	1	18	.274	9	10	1	4	3

PB - Team (1), Pelletier, R 1. Pickoffs - Team (2), McCullough 1, Pelletier, R 1. SBA/ATT - Mitchell, J. (13-15), Pelletier, R (6-6), Moore, W. (6-6), Hassall, G. (5-5), McCullough (2-3), Weber, B. (2-2), Ruhl, T. (2-2), Adams, B. (1-2), Ruebeck, C. (1-1).

K-STATE HITTING GAME BY GAME

Date	Opponent	AB	R	H	RBI	2B	3B	HR	TB	BB	IBB	SB	CS	HBP	SAC	SF	GDP	K	PO	A	E	LOB	Avg
Feb 18	vs #10 Arizona	36	6	11	6	1	0	0	12	2	0	0	1	3	0	1	0	12	27	6	2	9	.306
Feb 19	vs Michigan	33	2	6	2	2	0	0	8	4	0	0	0	2	0	0	0	10	24	8	2	10	.246
Feb 20	vs Auburn	29	1	3	1	0	0	0	3	3	0	1	0	0	0	0	0	10	27	5	0	4	.204
Feb 25	at CSU Bakersfield	36	3	7	3	2	0	1	12	3	0	0	1	1	1	0	3	12	32	8	2	5	.201
Feb 26	at CSU Bakersfield	30	1	6	1	2	0	0	8	1	0	0	0	2	1	0	2	9	24	8	2	7	.201
Feb 27	at CSU Bakersfield	38	8	12	7	2	1	2	22	2	0	0	0	1	0	0	0	7	27	15	1	6	.223
March 1	at Cal State Fullerton	32	5	10	5	2	0	0	12	2	0	0	1	0	3	0	2	8	24	7	2	5	.235
March 4	at LMU	39	11	14	9	6	0	1	23	8	0	2	0	0	0	1	1	6	27	7	0	10	.253
March 5	at LMU	41	10	17	10	5	0	1	25	6	0	2	0	0	0	0	2	9	27	11	0	10	.274
March 6	at LMU	38	7	13	7	5	0	1	21	7	0	0	0	1	0	0	1	9	24	15	1	12	.281
March 9	NEBRASKA	33	6	8	4	1	0	1	12	3	0	0	0	0	1	1	0	9	27	5	0	8	.278
March 12	CENTRAL CONN	33	6	12	6	1	0	3	22	2	0	0	1	0	0	0	1	5	27	12	2	5	.285
March 13	CENTRAL CONN	31	5	11	4	4	0	2	21	4	1	1	0	3	1	0	2	3	27	13	0	10	.290
March 13	CENTRAL CONN	34	5	11	5	1	0	1	15	2	0	3	1	0	0	1	0	7	27	9	1	8	.292
March 15	at Omaha	36	8	11	7	3	0	2	20	7	0	1	0	0	0	1	1	9	27	11	2	9	.293
March 18	MOREHEAD STATE	38	10	15	9	5	2	0	24	4	1	1	0	0	1	0	1	5	27	11	0	9	.300
March 19	MOREHEAD STATE	42	15	17	13	9	0	4	38	3	1	0	0	0	0	1	0	6	27	9	0	7	.307
March 20	MOREHEAD STATE	34	9	11	9	5	0	3	25	5	0	0	0	1	0	1	0	5	27	8	3	8	.308
March 23	AIR FORCE	35	3	9	2	1	0	1	13	3	0	1	0	1	0	0	2	5	27	11	3	9	.305
March 25	TCU*	37	5	10	5	4	0	0	14	4	0	0	0	1	0	0	0	9	24	10	2	10	.304
March 26	TCU*	35	5	10	4	4	0	2	20	5	0	1	0	2	2	0	0	5	24	7	1	12	.303
March 27	TCU*	33	3	7	3	3	0	0	10	1	0	0	0	1	0	0	1	4	24	6	1	5	.299
March 29	NO. COLORADO	34	8	12	8	2	0	3	23	5	1	1	1	0	0	2	0	7	27	4	0	9	.301
March 30	NO. COLORADO	31	10	8	7	1	1	0	11	10	0	2	0	2	0	1	1	7	27	11	1	10	.300
April 1	OKLAHOMA STATE*	39	9	11	9	1	0	3	21	4	0	1	0	0	0	0	0	8	27	11	3	7	.299
April 2	OKLAHOMA STATE*	32	6	7	6	3	0	2	16	3	0	0	0	1	0	0	1	8	27	14	2	3	.296
April 3	OKLAHOMA STATE*	30	7	8	7	4	0	3	21	7	0	2	1	1	0	0	0	4	27	9	1	7	.295
April 5	CREIGHTON	37	9	7	7	0	0	4	21	5	0	0	1	1	0	0	2	6	27	7	3	5	.295
April 8	at Texas Tech*	33	3	8	3	1	0	0	9	0	0	0	0	1	1	1	0	11	24	7	2	6	.293
April 9	at Texas Tech*	28	0	3	0	0	0	0	3	5	0	1	0	0	0	0	2	13	24	7	2	6	.288
April 10	at Texas Tech*	36	6	11	5	3	0	2	20	6	1	2	0	0	0	1	1	11	24	9	1	10	.289
April 14	TEXAS*	33	8	9	7	2	0	4	23	3	0	0	0	0	0	0	0	11	27	11	1	4	.288
April 15	TEXAS*	33	8	12	8	1	0	1	16	2	0	0	0	1	0	2	0	2	27	11	0	6	.291
April 16	TEXAS*	31	2	5	2	0	1	0	7	4	0	2	0	1	0	1	0	11	27	17	1	8	.287
April 18	at Wichita State	38	12	10	10	2	1	0	14	9	0	1	0	0	0	1	0	11	27	9	1	9	.286
April 19	OMAHA	35	11	11	10	2	0	2	19	10	0	4	0	3	0	0	0	10	27	10	2	13	.287
April 22	UC IRVINE	41	13	17	13	3	0	3	29	0	0	0	0	1	0	0	0	11	27	8	1	5	.291
April 23	UC IRVINE	37	7	12	7	1	0	4	25	2	0	0	0	1	0	0	2	9	27	4	1	6	.292
April 24	UC IRVINE	30	5	8	5	1	0	3	18	1	0	1	1	1	1	0	0	3	27	9	1	4	.292
April 26	at Nebraska	32	6	5	5	0	0	1	8	6	0	2	0	1	0	0	0	8	24	5	1	6	.289
April 29	at Oklahoma*	31	2	6	2	2	0	0	8	0	0	2	1	1	0	0	1	12	24	8	1	3	.286
April 30	at Oklahoma*	33	10	9	10	1	0	3	19	5	0	0	0	0	0	2	1	9	24	8	5	3	.286
May 1	at Oklahoma*	34	8	10	7	5	0	2	21	3	0	1	0	1	2	1	0	8	27	14	0	6	.286
May 3	WICHITA STATE	28	3	5	3	3	0	0	8	6	0	0	1	1	0	0	0	7	27	7	1	8	.284
Totals		1502	285	427	263	106	6	65	740	177	5	35	11	37	14	19	30	351	1154	402	58	322	.284

K-STATE PITCHING GAME BY GAME

Date	Opponent	IP	H	R	ER	BB	SO	2B	3B	HR	WP	BK	HBP	DP	IBB	Score	W	L	SV	ERA
Feb 18	vs #10 Arizona	9.0	9	8	8	4	14	3	1	2	1	0	2	1	0	6-8	0	1	0	8.00
Feb 19	vs Michigan	8.0	11	10	7	5	11	2	0	1	5	1	0	0	0	2-10	0	2	0	7.94
Feb 20	vs Auburn	9.0	13	12	12	8	17	1	0	0	3	0	8	0	1	1-12	0	3	0	9.35
Feb 25	at CSU Bakersfield	10.2	6	4	3	7	15	2	0	0	1	0	1	0	0	3-4	0	4	0	7.36
Feb 26	at CSU Bakersfield	8.0	6	2	2	2	9	0	0	1	1	0	0	1	0	1-2	0	5	0	6.45
Feb 27	at CSU Bakersfield	9.0	5	2	2	5	3	1	0	0	1	0	2	2	0	8-2	1	5	0	5.70
March 1	at Cal State Fullerton	8.0	11	7	5	4	11	0	3	0	0	0	0	0	0	5-7	1	6	0	5.69
March 4	at LMU	9.0	8	0	0	5	14	2	0	0	1	0	0	0	0	11-0	2	6	0	4.97
March 5	at LMU	9.0	5	5	5	3	11	2	0	1	0	0	2	0	0	10-5	3	6	0	4.97
March 6	at LMU	8.0	19	14	14	3	6	3	1	1	2	0	3	1	0	7-14	3	7	0	5.95
March 9	NEBRASKA	9.0	6	4	4	2	9	2	1	0	1	0	0	0	0	6-4	4	7	1	5.77
March 12	CENTRAL CONN	9.0	9	3	3	3	9	0	0	1	1	0	1	0	0	6-3	5	7	1	5.54
March 13	CENTRAL CONN	9.0	8	3	3	4	7	2	1	0	0	0	0	1	0	5-3	6	7	2	5.34
March 13	CENTRAL CONN	9.0	5	2	2	3	14	1	0	1	2	0	1	1	0	5-2	7	7	3	5.09
March 15	at Omaha	9.0	3	4	3	5	9	0	0	1	0	0	1	1	0	8-4	8	7	3	4.95
March 18	MOREHEAD STATE	9.0	6	2	2	3	11	1	1	0	0	0	0	1	0	10-2	9	7	3	4.76
March 19	MOREHEAD STATE	9.0	5	2	2	2	11	2	0	0	0	0	1	0	0	15-2	10	7	3	4.60
March 20	MOREHEAD STATE	9.0	10	6	4	5	13	4	0	2	0	0	1	2	0	9-6	11	7	3	4.57
March 23	AIR FORCE	9.0	8	4	2	6	12	1	0	1	0	0	0	0	0	3-4	11	8	3	4.43
March 25	at TCU*	8.0	7	7	6	6	2	2	0	0	3	0	0	0	0	5-7	11	9	3	4.53
March 26	at TCU*	8.0	11	14	13	11	7	3	0	3	4	0	1	0	0	5-14	11	10	3	4.97
March 27	at TCU*	8.0	17	11	11	5	3	1	2	0	1	0	1	0	0	3-11	11	11	3	5.28
March 29	NORTHERN COLORADO	9.0	13	6	6	3	17	5	0	1	2	0	1	0	0	8-6	12	11	4	5.31
March 30	NORTHERN COLORADO	9.0	5	7	7	11	14	0	0	0	1	0	2	0	0	10-7	13	11	5	5.38
April 1	OKLAHOMA STATE*	9.0	7	12	8	10	5	2	0	2	0	0	1	0	0	9-12	13	12	5	5.49
April 2	OKLAHOMA STATE*	9.0	10	8	7	5	7	3	1	0	1	0	0	1	0	6-8	13	13	5	5.55
April 3	OKLAHOMA STATE*	9.0	6	2	2	4	9	1	0	0	0	1	0	2	0	7-2	14	13	5	5.42
April 5	CREIGHTON	9.0	11	5	4	3	18	2	1	0	1	0	3	1	0	7-5	15	13	5	5.36
April 8	at Texas Tech*	8.0	8	6	5	4	5	2	0	1	1	0	0	0	0	3-6	15	14	5	5.37
April 9	at Texas Tech*	8.0	10	14	9	11	7	4	0	2	2	0	1	0	1	0-14	15	15	5	5.52
April 10	at Texas Tech*	8.0	15	7	7	2	8	2	0	2	0	1	0	2	0	6-7	15	16	5	5.59
April 14	TEXAS*	9.0	10	5	5	5	9	1	0	3	2	0	0	1	0	8-5	16	16	6	5.57
April 15	TEXAS*	9.0	3	1	1	3	7	1	0	1	0	0	0	0	0	8-1	17	16	6	5.42
April 16	TEXAS*	9.0	7	4	3	5	7	3	0	0	1	0	1	0	0	2-4	17	17	6	5.35
April 18	at Wichita State	9.0	6	1	1	5	10	2	0	0	0	0	0	2	0	12-1	18	17	6	5.22
April 19	OMAHA	9.0	10	3	2	7	11	2	0	0	0	0	1	3	0	11-3	19	17	7	5.13
April 22	UC IRVINE	9.0	11	8	7	5	9	4	0	3	0	0	1	1	0	13-8	20	17	7	5.18
April 23	UC IRVINE	9.0	16	16	16	8	12	3	0	5	0	0	4	0	0	7-16	20	18	7	5.48
April 24	UC IRVINE	9.0	7	3	2	3	5	0	0	1	0	0	2	0	3	5-3	21	18	8	5.38
April 26	at Nebraska	8.0	8	8	7	8	12	1	2	1	0	0	4	2	0	6-8	21	19	8	5.44
April 29	at Oklahoma*	8.0	16	14	13	9	9	7	1	4	1	0	1	1	0	2-14	21	20	8	5.65
April 30	at Oklahoma*	8.0	17	22	21	13	7	6	0	2	3	0	2	0	0	10-22	21	21	8	6.04
May 1	at Oklahoma*	9.0	13	7	7	4	4	4	0	2	0	0	1	3	0	8-7	22	21	9	6.06
May 3	WICHITA STATE	9.0	6	1	1	1	13	2	0	0	0	0	1	0	0	3-1	23	21	10	5.94
Totals		384.2	403	286	254	230	423	92	15	45	42	3	51	30	5	285-286	23	21	10	5.94

TEAM GAME HIGHS

Batting

At bats:	42	vs Morehead State (Mar 19, 2022)
Runs scored:	15	vs Morehead State (Mar 19, 2022)
Hits:	17	3x, vs UC Irvine (Apr 22, 2022)
RBIs:	13	vs Morehead State (Mar 19, 2022)
	13	vs UC Irvine (Apr 22, 2022)
Doubles:	9	vs Morehead State (Mar 19, 2022)
Triples:	2	vs Morehead State (Mar 18, 2022)
Home runs:	4	(4 games)
Total bases:	38	vs Morehead State (Mar 19, 2022)
Walks:	10	vs Northern Colorado (Mar 30, 2022)
	10	vs Omaha (Apr 19, 2022)
Strikeouts:	13	at Texas Tech (Apr 09, 2022)
Sac hits:	3	at Cal State Fullerton (Mar 01, 2022)
Sac flies:	2	vs Northern Colorado (Mar 29, 2022)
	2	vs Texas (Apr 15, 2022)
	2	at Oklahoma (Apr 30, 2022)
Stolen bases:	4	vs Omaha (Apr 19, 2022)
Hit by pitch:	3	3x, vs Omaha (Apr 19, 2022)
Caught stealing:	1	(10 games)
Runners LOB:	13	vs Omaha (Apr 19, 2022)
Hit into DP:	3	at CSU Bakersfield (Feb 25, 2022)

Fielding

Putouts:	32	at CSU Bakersfield (Feb 25, 2022)
Assists:	17	vs Texas (Apr 16, 2022)
Errors:	5	at Oklahoma (Apr 30, 2022)
Passed balls:	2	at Cal State Fullerton (Mar 01, 2022)
DPs turned:	3	vs Omaha (Apr 19, 2022)
	3	at Oklahoma (May 01, 2022)

Pitching

Innings pitched:	10.2	at CSU Bakersfield (Feb 25, 2022)
Runs allowed:	22	at Oklahoma (Apr 30, 2022)
Earned runs:	21	at Oklahoma (Apr 30, 2022)
Walks allowed:	13	at Oklahoma (Apr 30, 2022)
Strikeouts:	18	vs Creighton (Apr 05, 2022)
Hits allowed:	19	at LMU (Mar 06, 2022)
Doubles allowed:	7	at Oklahoma (Apr 29, 2022)
Triples allowed:	3	at Cal State Fullerton (Mar 01, 2022)
Homers allowed:	5	vs UC Irvine (Apr 23, 2022)
Wild pitches:	5	vs Michigan (Feb 19, 2022 at Arlington, Texas)
Hit batters:	8	vs Auburn (Feb 20, 2022 at Arlington, TX)

INDIVIDUAL GAME HIGHS

Batting

At bats:	6	(4 games)
Runs scored:	4	Johnson, Dominic vs Morehead State (Mar 19, 2022)
	4	Phillips, Dylan vs Oklahoma State (Apr 01, 2022)
Hits:	4	3x, Johnson, Cole vs Northern Colorado (Mar 30, 2022)
RBIs:	6	Johnson, Dominic vs UC Irvine (Apr 22, 2022)
Doubles:	3	Johnson, Dominic vs Morehead State (Mar 19, 2022)
Triples:	1	(6 games)
Home runs:	2	(5 games)
Total bases:	9	Johnson, Dominic vs UC Irvine (Apr 22, 2022)
Walks:	4	Johnson, Dominic vs UC Irvine (Apr 22, 2022)
Strikeouts:	3	(10 games)
Sac hits:	2	Hughes, Dominic at Oklahoma (May 01, 2022)
Sac flies:	2	Goodwin, Nick vs Northern Colorado (Mar 29, 2022)
Stolen bases:	2	Jones, Brendan vs Omaha (Apr 19, 2022)
Hit by pitch:	2	Goodwin, Nick vs Arizona (Feb 18, 2022 at Arlington, TX)
	2	Culpepper, Kaelen at CSU Bakersfield (Feb 26, 2022)
Caught stealing:	1	(11 games)
Runners LOB:	6	Phillips, Dylan vs Omaha (Apr 19, 2022)

Fielding

Putouts:	17	Pelletier, Raphael vs Auburn (Feb 20, 2022 at Arlington, TX)
Assists:	6	Culpepper, Kaelen at CSU Bakersfield (Feb 27, 2022)
	6	Nicoloff, Josh vs Central Conn State (Mar 12, 2022)
Errors:	2	(4 games)
Passed balls:	2	Pelletier, Raphael at Cal State Fullerton (Mar 01, 2022)

Pitching

Innings pitched:	7.2	Adams, Blake at CSU Bakersfield (Feb 25, 2022)
	7.2	Corsentino, Blake at CSU Bakersfield (Feb 27, 2022)
Runs allowed:	13	Hassall, Griffin at Oklahoma (Apr 30, 2022)
Earned runs:	13	Hassall, Griffin at Oklahoma (Apr 30, 2022)
Walks allowed:	5	(6 games)
Strikeouts:	12	Adams, Blake at CSU Bakersfield (Feb 25, 2022)
Hits allowed:	10	Hassall, Griffin at TCU (Mar 27, 2022)
	10	McCullough, Connor at Texas Tech (Apr 10, 2022)
Doubles allowed:	4	(4 games)
Triples allowed:	2	Hassall, Griffin at Cal State Fullerton (Mar 01, 2022)
	2	Ruhl, Ty at Nebraska (Apr 26, 2022)
Homers allowed:	3	Hassall, Griffin vs Texas (Apr 14, 2022)
	3	Ruebeck, Christian vs UC Irvine (Apr 23, 2022)
Wild pitches:	3	McCullough, Connor at TCU (Mar 26, 2022)
Hit batters:	4	Dale, Elijah vs Auburn (Feb 20, 2022 at Arlington, TX)

THE LAST TIME...

A K-STATE HITTER HAD (SINGLE GAME)...

Eight At-Bats	Four players, vs. Texas, 4/9/04
Seven At-Bats	Tyler Moore, vs. Oral Roberts, 3/30/16
Six Hits	Jake Brown, vs. Hartford, 3/10/12
Five Hits	Cameron Thompson, vs. Texas, 3/30/18
Four Hits	Cole Johnson, vs. Northern Colorado, 3/30/22
Five Runs	Mike Kindel, vs. Western Michigan, 3/2/10
Four Runs	Dominic Johnson, vs. Morehead State, 3/19/22
Three Doubles	Dominic Johnson, vs. Morehead State, 3/19/22
Two Doubles	Justin Mitchell, at Oklahoma, 5/1/22
Two Triples	Zach Kokoska, vs. Northern Illinois, 3/12/19
Two Grand Slams	Drew Mount, vs. Mercer, 3/9/18
Grand Slam	Jeff Heinrich, vs. Omaha, 4/19/22
Hit For the Cycle	Ross Kivett, vs. Nebraska, 3/26/14
Nine RBI	Drew Biery, at South Dakota State, 5/17/06
Eight RBI	Drew Mount, vs. Mercer, 3/9/18
Seven RBI	Jake Scudder, vs. Northwestern State, 3/8/17
Six RBI	Dominic Johnson, vs. UC Irvine, 4/22/22
Five RBI	Cole Johnson, at Oklahoma 4/30/22
10+ Total Bases	Dylan Phillips, vs. Arkansas-Pine Bluff, 4/6/21 (13 TB)
Six Walks	Tanner Witt, vs. Omaha, 5/5/12
Five Walks	Tanner Witt, vs. Omaha, 5/5/12
Four Walks	Josh Nicoloff, vs Northern Colorado, 3/30/22
Three Walks	Dominic Johnson, vs. Omaha, 4/19/22
Four Strikeouts	Nick Goodwin, vs. Northern Illinois, 3/13/21
Stole Home	Will Brennan, vs. Oklahoma State, 4/8/18
Four Stolen Bases	Max Brown, vs. Texas, 5/17/14
Three Stolen Bases	Drew Mount, vs. La Salle, 3/2/18
Three Home Runs	Jared Goedert, at South Dakota State, 5/17/06
Two Home Runs	Cole Johnson, at Oklahoma 4/30/22
Two Home Runs in an Inning	Dominic Johnson, vs. UC Irvine, 4/22/22
Inside-the-Park Home Run	Dan Klein at Kansas, 5/22/11
Leadoff Home Run	Cameron Thompson, vs. TCU, 5/22/21
Walk-off Home Run	Chris Ceballos, vs. TCU, 5/22/21
Back-to-Back Home Runs	Jeff Heinrich/Raphael Pelletier, vs. Omaha, 4/19/22
Pinch-Hit Home Run	Cameron Useton, vs. Morehead State, 3/19/22
Home Run from Both Sides	Brian Bobier, at Texas, 3/21/97
15-game hitting streak	Dominic Johnson (16), 2022
20-game hitting streak	Adam Muenster (25), 2010
Walk-Off Hit	Chris Ceballos, 3-run HR, vs. TCU, 5/22/21 (9th inn., W, 11-8)
Walk-Off Win	vs. TCU, 5/22/21 (W, 11-8)
Pinch-Hit Walk-Off Hit	Cris Tapia, vs. Texas Tech, 4/17/05

A K-STATE PITCHER HAD (SINGLE GAME)...

Perfect Game	Mark Arnold, vs. Ottawa, 4/21/69
No-Hitter	Parker Rigler, vs. Eastern Illinois, 3/5/17
Combined No-Hitter	D. Christensen & G. McNamara (5), vs. Friends, 2/26/91
Combined One-Hitter	3 pitchers (Starter: Wicks), vs. Utah, 2/23/20
Two-Hitter	Levi MaVorhis, vs. Northern Colorado, 3/14/14
Combined Two-Hitter	7 pitchers (Starter: Phillips), SOUTH DAKOTA STATE, 3/11/20
Three-Hitter	Nate Griep, vs. Oklahoma, 5/8/15
Combined Three-Hitter	2 pitchers (Starter: Adams), vs Texas, 4/15/22
Complete Game	Jordan Wicks, at Texas, 4/14/19
Nine-Inning Complete Game	Jordan Wicks, at Texas, 4/14/19
Complete-Game Shutout	Jordan Wicks, at Texas, 4/14/19
15+ Strikeouts	Derek Andersen (15), vs. Kansas, 5/1/99
10+ Strikeouts	German Fajardo (10), vs Wichita State, 5/3/22

A K-STATE TEAM (SINGLE GAME)...

Scored 30+ Runs	30, vs. St. Francis, 3/6/05
Scored 25+ Runs	27, vs. Western Michigan, 3/2/10
Scored 20+ Runs	20, FAIRLEIGH DICKINSON, 2/29/20
Scored 10+ Runs in an Inning	11, vs. UC Irvine (7th), 4/22/22
Had 25+ Hits	26, vs. North Dakota State, 3/14/05
Had 20+ Hits	21, vs. Texas Southern, 5/1/21
Had 10 Doubles	10, vs. St. Francis, 3/6/05
Had Three Triples	vs. Northern Illinois, 3/12/19 (3)
Had Four Triples	vs. La Salle, 3/2/18 (4)
Had Seven Home Runs	at South Dakota State, 5/16/06
Had Six Home Runs	vs. South Dakota State, 3/9/21
Had Five Home Runs	vs. Texas Southern, 5/1/21
Had Four Home Runs	vs. UC Irvine, 4/23/22
Two Grand Slams	vs. Mercer, 3/19/18
Drew 10+ Walks	10, vs Omaha, 4/19/22
Stole 10+ Bases	12, vs. Long Island, 3/11/11
Had a Shut Out	at Loyola Marymount (11-0), 3/4/22
Had Two or Less Hits (Offense)	0, at Kansas (7 inn.), 5/15/21 (0-10)
Was No-Hit (Combined)	vs. Texas, 5/16/14
Was No-Hit (One Pitcher)	at Kansas (7 inn.), 5/15/21 (0-10)
Struck Out 15 batters	18, vs Creighton, 4/5/22
Was Shut Out - Overall	at Texas Tech, 4/9/22 (0-14)
Was Shut Out - At Home	SOUTH DAKOTA STATE, 3/10/20 (0-4)
Was Shut Out - On the Road	at Texas Tech, 4/9/22 (0-14)
Played a 20-Inning Game	vs. Texas, 4/9/04
Defeated a Ranked Opponent	vs. No. 7 Texas, 4/15/22 (8-1)
Defeated a No. 1-Ranked Team	vs. #1 Texas, 5/7/10

PLAYER	TOTAL	VS. LHP	VS. RHP	HOME	R/N	RUNNERS ON				OUTS			TIED GAME	GO-AHEAD	DATE	LAST HOME RUN	
						0	1	2	3	0	1	2				OPP.	PITCHER
Mitchell	4	--	4	3	1	4	--	--	--	2	2	--	--	1	4/23	UC Irvine	Frias
D. Phillips	11	4	7	8	3	5	4	2	--	4	4	3	1	3	4/14	Texas	Hansen
Salinas	4	--	4	3	1	2	2	--	--	2	1	1	--	--	4/5	Creighton	Lidd
Nicoloff	6	3	3	3	3	3	2	1	--	5	1	--	--	2	5/1	Oklahoma	Michael
Goodwin	7	1	6	5	1	4	2	1	--	3	1	2	1	3	4/24	UC Irvine	Wheeler
Heinrich	8	3	5	7	1	3	4	--	1	5	2	1	1	2	4/26	Nebraska	Ornelas
D. Johnson	8	2	6	6	2	3	3	2	--	2	3	2	1	3	5/1	Oklahoma	Michael
C. Johnson	6	1	5	3	3	2	3	1	--	1	4	1	--	1	4/30	Oklahoma	Sandlin
Hughes	2	--	2	1	1	2	--	--	--	1	1	--	--	--	3/26	TCU	Feser
Useton	1	--	1	1	--	--	--	1	--	1	--	--	--	--	3/19	MSU	Young
Pelletier	4	--	4	3	1	3	1	--	--	1	1	2	--	--	4/30	Oklahoma	Sandlin
Culpepper	1	1	1	1	1	--	2	--	--	1	1	--	--	1	3/26	TCU	Feser
Rugely	1	--	1	1	--	--	1	--	--	--	--	1	--	--	4/1	OSU	Campbell
Day	1	--	1	1	--	1	--	--	--	1	--	--	1	--	4/24	UC Irvine	Wheeler

Pinch-Hit	Last: Cameron Useton (3/19/22 vs. Morehead State)	Season Total: 2
Grand Slam	Last: Jeff Heinrich (4/19/22 vs. Omaha)	Season Total: 1
Pinch-Hit Grand Slam	Last:	Season Total: 0
Multi-Homer Game	Last: Cole Johnson (2) (4/30/22 at Oklahoma)	Season Total: 5
Back-To-Back	Last: Jeff Heinrich/Rapael Pelletier (4/19/22, vs Omaha)	Season Total: 3
Lead off the Game	Last: Cameron Thompson (5/22/21 vs. TCU)	Season Total: 0
Inside-The-Park	Last: Dan Klein (5/22/11 at Kansas)	Season Total: 0
Walk-Off	Last: Chris Ceballos (5/22/21 vs. TCU)	Season Total: 0

HR BY POSITION										
C	1B	2B	3B	SS	LF	CF	RF	DH	P	PH
8	8	6	3	7	8	7	8	8	0	2

HR BY INNING									
1	2	3	4	5	6	7	8	9	X
3	9	9	10	4	8	10	12	0	0

HR BY BATTING ORDER									
1	2	3	4	5	6	7	8	9	
7	7	9	6	8	8	11	6	3	

HOME RUN TRACKER			
#	PLAYER	DATE // OPPONENT	
1	Justin Mitchell (1)	2/25 // at CSU Bakersfield	4/19 // OMAHA
2	Dylan Phillips (1)	2/27 // at CSU Bakersfield	4/19 // OMAHA
3	Dylan Phillips (2)	2/27 // at CSU Bakersfield	4/22 // UC IRVINE
4	Dylan Phillips (3)	3/4 // at Loyola Marymount	4/22 // UC IRVINE
5	Orlando Salinas (1)	3/5 // at Loyola Marymount	4/22 // UC IRVINE
6	Josh Nicoloff (1)	3/6 // at Loyola Marymount	4/23 // UC IRVINE
7	Nick Goodwin (1)	3/9 // NEBRASKA	4/23 // UC IRVINE
8	Jeff Heinrich (1)	3/12 // CENTRAL CONN STATE	4/23 // UC IRVINE
9	Josh Nicoloff (2)	3/12 // CENTRAL CONN STATE	4/23 // UC IRVINE
10	Dominic Johnson (1)	3/12 // CENTRAL CONN STATE	4/24 // UC IRVINE
11	Cole Johnson (1)	3/13 // CENTRAL CONN STATE	4/24 // UC IRVINE
12	Justin Mitchell (2)	3/13 // CENTRAL CONN STATE	4/24 // UC IRVINE
13	Dominic Johnson (2)	3/13 // CENTRAL CONN STATE	4/26 // at Nebraska
14	Cole Johnson (2)	3/15 // at Omaha	4/30 // at Oklahoma
15	Josh Nicoloff (3)	3/15 // at Omaha	4/30 // at Oklahoma
16	Orlando Salinas (2)	3/19 // MOREHEAD STATE	4/30 // at Oklahoma
17	Dominic Hughes (1)	3/19 // MOREHEAD STATE	4/30 // at Oklahoma
18	Jeff Heinrich (2)	3/19 // MOREHEAD STATE	5/1 // at Oklahoma
19	Cameron Useton (1)	3/19 // MOREHEAD STATE	5/1 // at Oklahoma
20	Raphael Pelletier (1)	3/20 // MOREHEAD STATE	
21	Josh Nicoloff (4)	3/20 // MOREHEAD STATE	
22	Dylan Phillips (4)	3/20 // MOREHEAD STATE	
23	Kaelen Culpepper (1)	3/23 // AIR FORCE	
24	Kaelen Culpepper (2)	3/26 // at TCU	
25	Dominic Hughes (2)	3/26 // at TCU	
26	Dylan Phillips (5)	3/29 // NORTHERN COLORADO	
27	Cole Johnson (3)	3/29 // NORTHERN COLORADO	
28	Josh Nicoloff (5)	3/29 // NORTHERN COLORADO	
29	Dylan Phillips (6)	4/1 // OKLAHOMA STATE	
30	Jeff Heinrich (3)	4/1 // OKLAHOMA STATE	
31	Cash Rugely (1)	4/1 // OKLAHOMA STATE	
32	Dylan Phillips (7)	4/2 // OKLAHOMA STATE	
33	Dylan Phillips (8)	4/2 // OKLAHOMA STATE	
34	Nick Goodwin (2)	4/3 // OKLAHOMA STATE	
35	Orlando Salinas (3)	4/3 // OKLAHOMA STATE	
36	Justin Mitchell (3)	4/3 // OKLAHOMA STATE	
37	Dylan Phillips (9)	4/5 // CREIGHTON	
38	Dominic Johnson (3)	4/5 // CREIGHTON	
39	Nick Goodwin (3)	4/5 // CREIGHTON	
40	Orlando Salinas (4)	4/5 // CREIGHTON	
41	Nick Goodwin (4)	4/10 // at Texas Tech	
42	Dominic Johnson (4)	4/10 // at Texas Tech	
43	Dylan Phillips (10)	4/14 // TEXAS	
44	Dylan Phillips (11)	4/14 // TEXAS	
45	Jeff Heinrich (4)	4/14 // TEXAS	
46	Nick Goodwin (5)	4/14 // TEXAS	
47	Dominic Johnson (5)	4/15 // TEXAS	
48	Jeff Heinrich (5)		
49	Raphael Pelletier (2)		
50	Jeff Heinrich (6)		
51	Dominic Johnson (6)		
52	Dominic Johnson (7)		
53	Jeff Heinrich (7)		
54	Justin Mitchell (4)		
55	Nick Goodwin (6)		
56	Raphael Pelletier (3)		
57	Brady Day (1)		
58	Nick Goodwin (7)		
59	Cole Johnson (4)		
60	Jeff Heinrich (8)		
61	Raphael Pelletier (4)		
62	Cole Johnson (5)		
63	Cole Johnson (6)		
64	Josh Nicoloff (6)		
65	Dominic Johnson (8)		

CAREER HR BREAKDOWN					
PLAYER	1R	2R	3R	GS	TOTAL
D. Phillips	17	18	7	--	42
Goodwin	10	4	3	--	17
Spurlin	7	3	3	--	13
Heinrich	3	4	--	1	8
D. Johnson	3	3	2	--	8
C. Johnson	3	3	1	--	7
Nicoloff	3	2	1	--	6
Mitchell	4	--	--	--	4
Pelletier	3	1	--	--	4
Salinas	2	2	--	--	4
Hughes	3	--	--	--	3
Culpepper	1	1	--	--	2
Useton	1	--	1	--	2
Rugely	--	1	--	--	1
Day	1	--	--	--	1

HITTING BY SERIES

TEAM	W-L	AVG	R	H	2B	3B	HR	RBI	BB	SO	SB-ATT	W/RISP	W/2OUT	2-OUT RBI
College Baseball Showdown	0-3	.204	9	20	3	0	0	9	9	32	1-2	.208	.143	2
CSU Bakersfield	1-2	.240	12	25	6	1	3	11	6	28	0-0	.350	.313	4
Cal State Fullerton	0-1	.313	5	10	2	0	0	5	2	8	0-1	.500	.125	0
Loyola Marymount	2-1	.373	28	44	16	0	3	26	21	24	4-4	.438	.400	12
Nebraska	1-1	.200	12	13	1	0	2	9	9	17	2-2	.300	.261	2
Central Connecticut State	3-0	.347	16	34	6	0	6	15	8	15	4-6	.296	.323	5
Omaha	2-0	.310	19	22	5	0	4	17	17	19	5-5	.242	.158	3
Morehead State	3-0	.377	34	43	19	2	7	31	12	16	1-1	.327	.273	8
Air Force	1-0	.257	3	9	1	0	1	2	3	5	1-1	.250	.273	0
TCU	0-3	.257	13	27	11	0	2	12	10	18	1-1	.219	.278	7
Northern Colorado	2-0	.308	18	20	3	1	3	15	15	14	3-4	.269	.286	3
Oklahoma State	1-2	.257	22	26	8	0	8	22	14	20	3-4	.320	.278	14
Creighton	1-0	.300	7	9	0	0	4	7	5	6	0-1	.400	.444	2
Texas Tech	0-3	.227	9	22	4	0	2	8	11	35	3-3	.154	.200	3
Texas	2-1	.268	18	26	3	1	5	17	9	24	2-2	.300	.200	2
Wichita State	2-0	.227	15	15	5	1	0	13	15	18	1-2	.194	.190	5
UC Irvine	2-1	.343	25	37	5	0	10	25	3	23	1-2	.550	.361	13
Oklahoma	1-2	.255	20	25	8	0	5	19	8	29	3-7	.391	.235	6

Kansas

Baylor

Virginia Tech

West Virginia

Big 12 Championship

HITTING STREAKS

PLAYER	Current	Season	Career
3 D. Johnson	-	16	16
27 Nicoloff	-	13	13
8 C. Johnson	3	9	9
25 Goodwin	4	8	8
4 Salinas	-	8	8
11 Mitchell	-	7	7
24 D. Phillips	3	6	11
22 Culpepper	4	5	5
9 Heinrich	2	4	4
7 Day	-	3	3
28 Pelletier	1	3	3
1 Hughes	-	3	3
18 Rugely	-	2	2
10 Adams	-	2	2
20 Jones	-	2	2
43 Uselton	-	1	3
6 Spurlin	-	0	6
12 C. Phillips	-	0	0

ON-BASE STREAKS

PLAYER	Current	Season	Career
27 Nicoloff	2	19	19
3 D. Johnson	5	16	16
8 C. Johnson	3	13	13
4 Salinas	-	12	12
25 Goodwin	4	11	11
24 D. Phillips	3	9	32
11 Mitchell	-	9	9
22 Culpepper	4	7	7
28 Pelletier	1	6	6
7 Day	-	7	7
18 Rugely	-	5	5
1 Hughes	-	4	5
9 Heinrich	2	4	4
20 Jones	-	3	3
43 Uselton	1	2	5
10 Adams	-	2	2
12 C. Phillips	-	2	2
6 Spurlin	-	0	8

MULTI-HIT GAMES

PLAYER	2	3	4	5+	TOT
3 Johnson, Dominic	13	5	1	-	19
24 Phillips, Dylan	14	2	-	-	16
8 Johnson, Cole	6	5	2	-	13
11 Mitchell, Justin	11	1	-	-	12
25 Goodwin, Nick	10	1	-	-	11
27 Nicoloff, Josh	7	2	-	-	9
22 Culpepper, Kaelen	9	-	-	-	9
7 Day, Brady	4	3	-	-	7
9 Heinrich, Jeff	3	3	-	-	6
4 Salinas, Orlando	3	1	-	-	4
1 Hughes, Dominic	3	-	-	-	3
10 Adams, Blake	2	-	-	-	2
28 Pelletier, Raphael	2	-	-	-	2
18 Rugely, Cash	1	-	-	-	1
TEAM	88	23	3	0	114

MULTI-RBI GAMES

PLAYER	2	3	4	5+	TOT
25 Goodwin, Nick	11	2	-	-	13
24 Phillips, Dylan	7	3	1	-	11
3 Johnson, Dominic	6	2	-	1	9
8 Johnson, Cole	4	2	-	1	7
27 Nicoloff, Josh	3	3	1	-	7
9 Heinrich, Jeff	5	-	1	-	6
4 Salinas, Orlando	5	-	-	-	5
11 Mitchell, Justin	4	-	-	-	4
7 Day, Brady	3	-	-	-	3
18 Rugely, Cash	1	-	-	-	1
20 Jones, Brendan	1	-	-	-	1
22 Culpepper, Kaelen	1	-	-	-	1
43 Uselton, Cameron	-	1	-	-	1
28 Pelletier, Raphael	1	-	-	-	1
TEAM	52	13	3	2	70

PINCH HITTING

PLAYER	AVG	AB	H	HR	RBI
Uselton	1.000	1	1	1	3
Culpepper	1.000	1	1	0	1
Salinas	.500	4	2	0	2
Jones	.500	4	2	0	4
Day	.417	12	5	0	0
Heinrich	.333	6	2	1	2
Hughes	.143	7	1	0	0
Rugely	.100	10	1	0	0
Pelletier	.000	3	0	0	0
Adams	.000	1	0	0	0
C. Phillips	.000	4	0	0	0
TOTAL	.283	53	15	2	12

TWO-OUT RBI

PLAYER	2022	CAREER
Goodwin	15	20
C. Johnson	20	22
Culpepper	6	6
Day	5	5
D. Johnson	12	12
Heinrich	2	2
Nicoloff	8	8
Pelletier	3	3
D. Phillips	12	46
Rugely	2	2
Salinas	4	4
Jones	2	2
Spurlin	0	28
Hughes	0	5
Uselton	0	1
TOTAL	91	166

W/RISP

PLAYER	AVG	H	AB
Adams	.250	1	4
Culpepper	.265	9	34
Day	.250	7	28
Goodwin	.404	19	47
Heinrich	.250	5	20
Hughes	.154	2	13
C. Johnson	.404	19	47
D. Johnson	.459	17	37
Jones	1.000	3	3
Mitchell	.257	9	35
Nicoloff	.281	16	57
Pelletier	.200	1	5
C. Phillips	.000	0	3
D. Phillips	.283	17	60
Rugely	.182	2	11
Salinas	.256	11	43
Spurlin	.000	0	1
Uselton	.333	1	3
TOTAL	.308	139	451

BUNT SINGLES

PLAYER	No.
Day	1
C. Johnson	1
D. Johnson	1
Jones	1
Salinas	1
TOTAL	5

OUTFIELD ASSISTS

PLAYER	No.
D. Phillips	3
D. Johnson	3
C. Johnson	2
Jones	1
Uselton	1
TOTAL	10

COME-FROM-BEHIND WINS

Date	Opponent	Biggest Deficit	Final Score
2/27	at CSUB	2 runs	8-2
3/9	NEBRASKA	1 run	6-4
3/12	CENTRAL CONN. STATE	1 run	6-3
3/13	CENTRAL CONN. STATE	1 run	5-3
3/20	MOREHEAD STATE	4 runs	9-6
3/30	NORTHERN COLORADO	5 runs	10-7
4/14	TEXAS	4 runs	8-5
4/19	OMAHA	2 runs	11-3
5/1	at Oklahoma	4 runs	8-7

GAME-WINNING RBI (TIED OR TRAILED IN 6TH INN. OR LATER)

Date	Opponent	Player	Play	Final Score
3/12	C. CONN. STATE	D. Johnson	Solo HR in 8th	6-3
3/13	C. CONN. STATE	Culpepper	RBI double in 6th	5-3
3/20	MOREHEAD STATE	Nicoloff	3-run HR in 7th	9-6
3/30	NO. COLORADO	Nicoloff	2-run single in 6th	10-7
4/3	OKLAHOMA STATE	C. Johnson	RBI double in 7th	7-2
4/14	TEXAS	Goodwin	3-run HR in 7th	8-5
4/19	OMAHA	Heinrich	Grand slam in 7th	11-3
5/1	at Oklahoma	D. Johnson	2-run HR in 8th	8-7

WALK-OFF WINS

Date	Opponent	Player	Play	Final Score
--	--	--	--	--

BIG INNINGS (4+ RUNS/9+ BATTERS TO THE PLATE)

Date	Opponent	Inning	Runs	To The Plate
2/18	#10 Arizona	8	5	10
3/1	at Cal State Fullerton	6	5	8
3/4	at Loyola Marymount	5	6	11
3/6	at Loyola Marymount	7	4	7
3/9	NEBRASKA	4	5	10
3/15	at Omaha	2	5	9
3/18	MOREHEAD STATE	2	5	9
3/19	MOREHEAD STATE	8	6	10
3/29	NORTHERN COLORADO	3	4	8
4/1	OKLAHOMA STATE	6	4	8
4/14	TEXAS	7	5	8
4/19	OMAHA	7	6	10
4/22	UC IRVINE	7	11	13
4/30	at Oklahoma	7	4	8
5/1	at Oklahoma	8	4	7

WIN-LOSS MARGIN

	1	2	3	4	5	6	7	8	9	10+
K-State	1	6	5	1	3	1	1	2	0	3
Opponent	4	6	2	0	0	0	1	2	2	4

RUNS BY INNING

	1	2	3	4	5	6	7	8	9	EX	TOT
K-State	15	37	32	35	24	40	52	40	10	0	285
Opponents	29	33	35	34	29	53	30	26	16	1	286

Record when team scores:

Runs	0	1	2	3	4	5	6	7	8	9	10+
W-L	0-1	0-2	0-3	1-4	0-0	3-3	2-4	2-2	6-0	1-1	8-1

Record when opponent scores:

Runs	0	1	2	3	4	5	6	7	8	9	10+
W-L	1-0	3-0	5-1	4-0	2-3	3-0	2-1	2-3	1-3	0-0	0-10

Record when leading after:

Inn.	1	2	3	4	5	6	7	8
W-L	6-1	11-5	15-3	15-5	16-2	17-2	22-2	23-1

Record when trailing after:

Inn.	1	2	3	4	5	6	7	8
W-L	4-9	7-12	7-14	7-14	6-17	5-17	1-18	0-19

Record when tied after:

Inn.	1	2	3	4	5	6	7	8
W-L	13-11	5-4	1-4	1-2	1-2	1-2	0-1	0-1

RECORD WHEN...

Total.....	23-21
Conference	4-11
Non-Conf.....	19-10
Home.....	17-5
Away	6-13
Neutral.....	0-3
Day.....	12-13
Night	11-8
vs Left.....	10-6
vs Right.....	13-15
1-Run games.....	1-4
2-Run games.....	6-6
5+Run games.....	10-9
Extra inns.....	0-1
Shutouts	1-1
Scoring 0-2 runs.....	0-6
Scoring 3-5 runs	4-7
Scoring 6-9 runs	11-7
Scoring 10+ runs.....	8-1
Opponent 0-2 runs.....	9-1
Opponent 3-5 runs.....	9-3
Opponent 6-9 runs.....	5-7
Opponent 10+ runs.....	0-10
Scored in 1st inning.....	8-3
Scores first.....	13-8
Opp. scores first	10-13
After 6 leading	17-2
After 6 trailing	5-17
After 6 tied	1-2
After 7 leading.....	22-2
After 7 trailing	1-18
After 7 tied.....	0-1
After 8 leading	23-1
After 8 trailing	0-19
After 8 tied	0-1
Hit 0 home runs	4-11
Hit 1 home run	5-4
Hit 2+ home runs.....	14-6
Opponent 0 home runs	12-7
Opponent 1 home run.....	7-6
Opponent 2+ HRs	4-8
Made 0 errors	9-1
Made 1 error.....	9-8
Made 2+ errors	5-12
Opp. made 0 errors.....	8-10
Opp. made 1 error	7-8
Opp. made 2+ errors.....	8-3
Out-hit opponent.....	18-5
Out-hit by opponent.....	5-14
Hits are tied.....	0-2
Monday	1-0
Tuesday	5-2
Wednesday.....	2-1
Thursday	1-0
Friday.....	4-6
Saturday	3-8
Sunday.....	7-4
Series Opener (weekend)	5-6
Middle Game.....	4-7
Series Finale	5-5
Rubber Game	1-0
Going for Sweep.....	2-2
Doubleheaders.....	2-0
vs American Athletic	2-0
vs. ACC.....	0-0
vs BIG EAST	1-0
vs. Big Ten.....	1-2
vs. Big West.....	3-4
vs. Mountain West.....	0-1
vs. Northeast.....	3-0
vs. Ohio Valley	3-0
vs. Pac-12	0-1
vs. SEC.....	0-1
vs. Summit League	4-0
vs. West Coast.....	2-1

STARTER BREAKDOWN

PITCHER	STARTS	QS	IP/START	#P/START	RUNS/FOR	RUNS/START	TEAM RECORD
10 Adams	9	5	6.0	99	32	3.6	6-3
5 McCullough	11	4	6.0	92	41	3.7	4-7
33 Rothermel	2	0	3.1	60	3	1.5	0-2
31 Ruebeck	4	0	2.2	62	5	1.3	4-0
32 Moore	4	0	2.2	64	5	1.3	2-2
34 Corsentino	3	0	3.0	70	5	1.7	0-3
40 Hassall	8	1	5.0	89	27	3.4	4-4
37 Fajardo	3	1	4.2	79	21	7.0	3-0

STAFF BY SERIES

	G	W-L/S	ERA	IP	H	R	ER	BB	SO
SFCBS	3	0-3/0	9.35	26.0	33	30	27	17	42
CSUB	3	1-2/0	2.28	27.2	17	8	7	14	27
Fullerton	1	0-1/0	5.62	8.0	11	7	5	4	11
LMU	3	2-1/0	6.58	26.0	32	19	19	11	31
Nebraska	2	1-1/1	5.82	17.0	14	12	11	10	21
CCSU	3	3-0/2	2.67	27.0	22	8	8	10	30
Omaha	2	2-0/1	2.50	18.0	13	7	5	12	20
Morehead St.	3	3-0/0	2.67	27.0	21	10	8	10	35
Air Force	1	0-1/0	2.00	9.0	8	4	2	6	12
TCU	3	0-3/0	11.25	24.0	35	32	30	22	12
No. Colorado	2	2-0/2	6.50	18.0	18	13	13	14	31
Oklahoma St.	3	1-2/0	5.67	27.0	23	22	17	19	21
Creighton	1	1-0/0	4.00	9.0	11	5	4	3	18
Texas Tech	3	0-3/0	7.88	24.0	33	27	21	17	20
Texas	3	2-1/1	3.00	27.0	20	10	9	13	23
Wichita State	2	2-0/1	1.00	18.0	12	2	2	6	23
UC Irvine	3	2-1/1	8.33	27.0	34	27	25	16	26
Oklahoma	3	1-2/1	14.76	25.0	46	43	41	26	20
Kansas									
Baylor									
Virginia Tech									
West Virginia									
Big 12 Champ.									

STARTERS BY SERIES

	G	W-L	ERA	IP	H	R	ER	BB	SO
SFCBS	3	0-1	3.55	12.2	13	5	5	3	14
CSUB	3	0-1	3.95	13.2	9	6	6	7	19
Fullerton	1	0-0	16.20	1.2	3	3	3	4	3
LMU	3	2-1	4.91	14.2	15	8	8	5	10
Nebraska	2	1-0	4.50	6.0	2	3	3	4	11
CCSU	3	1-0	3.38	16.0	15	6	6	6	17
Omaha	2	1-0	3.00	9.0	6	4	3	5	9
Morehead St.	3	2-0	2.20	16.1	12	5	4	5	20
Air Force	1	0-0	1.80	5.0	5	3	1	3	6
TCU	3	0-2	7.80	15.0	18	14	13	8	7
No. Colorado	2	1-0	6.00	6.0	7	4	4	4	13
Oklahoma St.	3	0-2	5.62	16.0	17	12	10	8	11
Creighton	1	0-0	2.70	2.70	3	2	1	2	8
Texas Tech	3	0-1	5.93	13.2	20	13	9	4	7
Texas	3	1-0	3.63	17.1	14	8	7	8	15
Wichita State	2	2-0	0.00	11.0	3	0	0	2	14
UC Irvine	3	1-1	8.78	13.1	19	15	13	6	9
Oklahoma	3	0-2	18.24	12.1	24	25	25	12	6
Kansas									
Baylor									
Virginia Tech									
West Virginia									
Big 12 Champ.									

BULLPEN BY SERIES

	G	W-L/S	ERA	IP	H	R	ER	BB	SO
SFCBS	3	0-2/0	14.85	13.1	20	25	22	14	28
CSUB	3	1-1/0	0.64	14.0	8	2	1	7	8
Fullerton	1	0-1/0	2.84	6.1	8	4	2	0	8
LMU	3	0-0/0	8.74	11.1	17	11	11	6	16
Nebraska	2	0-1/1	6.55	11.0	12	9	8	6	10
CCSU	3	2-0/2	1.64	11.0	7	2	2	4	13
Omaha	2	1-0/1	2.00	9.0	7	3	2	7	11
Morehead St.	3	1-0/0	3.38	10.2	9	5	4	5	15
Air Force	1	0-1/0	2.25	4.0	3	1	1	3	6
TCU	3	0-1/0	17.00	9.0	17	18	17	14	5
No. Colorado	2	1-0/2	6.75	12.0	11	9	9	10	18
Oklahoma St.	3	1-0/0	5.73	11.0	6	10	7	11	10
Creighton	1	1/0/0	4.76	5.2	8	3	3	1	10
Texas Tech	3	0-2/0	10.45	10.1	13	14	12	13	13
Texas	3	1-1/1	1.86	9.2	6	2	2	5	8
Wichita State	2	0-0/1	2.57	7.0	9	2	2	4	9
UC Irvine	3	1-0/1	7.90	13.2	15	12	12	10	17
Oklahoma	3	1-0/1	11.37	12.2	22	18	16	14	14
Kansas									
Baylor									
Virginia Tech									
West Virginia									
Big 12 Champ.									

STARTER/RELIEVER SPLITS

	W-L/S	ERA	IP	H	R	ER	BB	SO
Starters	12-11	5.36	203.0	205	136	121	96	204
Bullpen	11-10/10	6.59	181.2	198	150	133	134	219
TOTAL	23-21/10	5.94	384.2	403	286	254	230	423

STARTER/RELIEVER SPLITS - BIG 12

	W-L/S	ERA	IP	H	R	ER	BB	SO
Starters	1-7	7.75	74.1	93	72	64	40	46
Bullpen	3-4/2	9.23	52.2	64	62	54	57	50
TOTAL	4-11/2	8.36	127.0	157	134	118	97	96

STARTERS BY LOCATION

	G	W-L	ERA	IP	H	R	ER	BB	SO
Home	22	8-3	4.05	106.2	98	58	48	48	117
Away/Neutral	22	4-8	6.82	96.1	107	78	73	48	87

BULLPEN BY LOCATION

	G	W-L/S	ERA	IP	H	R	ER	BB	SO
Home	22	9-2/9	4.43	91.1	81	49	45	53	112
Away/Neutral	22	2-8/1	8.77	90.1	117	101	88	81	107

STARTERS BY MONTH

	G	W-L	ERA	IP	H	R	ER	BB	SO
February	6	0-2	3.76	26.1	22	11	11	10	33
March	18	8-3	4.48	84.1	78	46	42	37	92
April	18	3-6	6.86	81.1	95	73	62	46	66
May	2	1-0	4.91	11.0	10	6	6	3	13

BULLPEN BY MONTH

	G	W-L/S	ERA	IP	H	R	ER	BB	SO
February	6	1-3/0	7.57	27.1	28	27	23	21	36
March	18	4-3/5	6.19	72.2	78	55	50	47	88
April	18	5-4/3	6.99	74.2	83	66	58	64	91
May	2	1-0/2	2.57	7.0	9	2	2	2	4

MISC PITCHING STATS

PITCHER	K/9	WHIP	SV/OPP	IRS/IR
Adams	9.3	1.41	0/2	3/4
Corsentino	7.8	1.27	2/2	2/10
Dale	15.0	4.33	0/0	3/3
Fajardo	13.0	1.42	1/1	6/10
Hassall	6.5	1.43	0/1	0/0
Herb	11.6	3.00	--	--
Jurecka	10.3	1.27	--	1/7
Mannell	--	--	--	--
McCullough	8.4	1.41	1/1	0/2
Moore	16.8	2.50	0/0	5/5
Neighbors	12.2	2.73	0/0	6/10
Nicholson	27.0	2.00	--	--
Pearson	18.0	4.00	0/0	3/3
D. Phillips	15.0	0.78	4/4	0/7
Rodriguez	10.2	2.43	0/0	3/7
Rothermel	8.2	1.60	1/1	1/1
Ruebeck	14.0	2.45	0/0	0/1
Ruhl	8.7	1.77	1/2	5/17
Weber	11.5	2.14	--	0/1
Wentworth	--	--	--	--
Wideman	11.1	2.38	0/0	7/12
TOTAL	9.9	1.65	10/14	45/100 (45%)

STARTING PITCHER STATS

Player	era	w-l	app	gs	cg	sho	sv	ip	h	r	er	bb	so	2b	3b	hr	b/avg	wp	hp	bk	sfa	sha
37 Fajardo, German	0.00	3-0	3	3	0	0/0	0	14.0	7	0	0	3	22	2	0	0	.143	0	1	0	0	0
33 Rothermel, Collin	2.70	0-0	2	2	0	0/0	0	6.2	6	4	2	4	7	0	0	1	.240	0	2	0	1	1
10 Adams, Blake	3.98	3-2	9	9	0	0/1	0	54.1	52	26	24	17	55	14	1	7	.249	3	3	0	0	3
5 McCullough, Connor	5.22	3-3	11	11	0	0/0	0	58.2	57	35	34	28	54	14	1	6	.261	6	7	2	4	3
32 Moore, Wesley	6.10	0-0	4	4	0	0/0	0	10.1	11	9	7	13	20	2	0	0	.289	1	5	0	0	0
40 Hassall, Griffin	7.78	3-3	8	8	0	0/0	0	39.1	43	35	34	16	25	7	2	7	.281	2	2	0	2	5
31 Ruebeck, Christian	8.10	0-0	4	4	0	0/0	0	10.0	10	10	9	12	17	2	0	2	.263	4	2	0	0	2
34 Corsentino, Blake	10.24	0-3	3	3	0	0/0	0	9.2	19	17	11	3	4	8	1	3	.380	0	0	0	0	0
Totals	5.36	12-11	44	44	0	1/1	0	203.0	205	136	121	96	204	49	5	26	.263	16	22	2	7	14
Opponents	5.68	13-15	44	44	0	1/1	0	196.1	215	137	124	72	172	56	2	38	.281	11	19	0	10	6

RELIEVER STATS

Player	era	w-l	app	gs	cg	sho	sv	ip	h	r	er	bb	so	2b	3b	hr	b/avg	wp	hp	bk	sfa	sha
5 McCullough, Connor	0.00	0-0	1	0	0	0/0	1	1.2	0	0	0	0	2	0	0	0	.000	0	0	0	0	0
45 Pearson, Dillon	0.00	0-0	2	0	0	0/0	0	1.0	1	0	0	3	2	0	0	0	.250	3	1	0	0	0
41 Nicholson, Grant	0.00	0-0	1	0	0	0/0	0	1.0	1	0	0	1	3	0	0	0	.250	0	0	0	0	0
40 Hassall, Griffin	1.74	1-2	5	0	0	0/0	0	10.1	9	6	2	3	11	3	2	0	.214	2	0	0	0	0
34 Corsentino, Blake	1.78	3-1	13	0	0	0/0	2	35.1	28	7	7	7	35	9	0	1	.222	1	2	0	3	1
24 Phillips, Dylan	3.00	0-0	8	0	0	0/0	4	9.0	6	3	3	1	15	0	1	0	.182	0	1	0	0	0
37 Fajardo, German	4.41	1-1	9	0	0	0/0	1	16.1	16	11	8	17	22	3	0	2	.250	5	1	0	2	0
29 Neighbors, Tyson	4.91	1-0	8	0	0	0/0	0	7.1	7	4	4	13	10	3	0	0	.269	1	2	1	0	1
33 Rothermel, Collin	5.87	0-0	3	0	0	0/1	1	7.2	11	5	5	2	6	1	2	0	.333	1	0	0	1	0
47 Jurecka, Landry	7.27	1-1	6	0	0	0/0	0	8.2	9	7	7	2	10	4	0	1	.265	1	1	0	0	0
13 Rodriguez, Nico	7.71	0-0	8	0	0	0/1	0	7.0	6	6	6	11	8	2	1	0	.250	0	3	0	2	0
23 Ruhl, Ty	8.31	2-2	16	0	0	0/0	1	26.0	32	27	24	14	25	5	3	2	.314	4	7	0	3	1
10 Adams, Blake	9.45	1-2	4	0	0	0/0	0	6.2	11	10	7	6	8	2	0	2	.333	1	0	0	0	0
32 Moore, Wesley	9.53	0-0	4	0	0	0/0	0	5.2	8	7	6	8	10	2	0	1	.320	2	1	0	1	0
39 Weber, Ben	10.61	0-0	4	0	0	0/0	0	9.1	9	11	11	11	12	3	1	2	.257	0	1	0	0	0
26 Herb, Chris	11.57	0-0	2	0	0	0/1	0	2.1	4	3	3	3	3	1	0	1	.364	1	0	0	0	0
17 Wideman, Landry	12.10	1-0	7	0	0	0/0	0	9.2	8	13	13	15	12	0	0	3	.229	0	0	0	0	1
31 Ruebeck, Christian	14.49	0-1	6	0	0	0/0	0	13.2	24	24	22	12	20	3	0	4	.387	3	4	0	2	1
16 Dale, Elijah	15.00	0-0	4	0	0	0/0	0	3.0	8	6	5	5	5	2	0	0	.471	1	5	0	0	0
Totals	6.59	11-10	44	0	0	1/1	10	181.2	198	150	133	134	219	43	10	19	.277	26	29	1	14	5
Opponents	6.34	8-8	44	0	0	1/1	10	184.2	212	148	130	105	179	50	4	27	.288	19	18	1	9	8



GRIFFIN
Hassall
RIGHT-HANDED PITCHER
YR **JR** HT **6-3** WT **195** B/T **R/R**
HOMETOWN
NEWMARKET, ONTARIO
PREV SCHOOL
BILL CROTHERS

SEASON STATS

W-L	ERA	G-GS	SV	IP	BB	SO	WHIP
4-5	6.52	13-8	0	49.2	19	36	1.43

QS	IP/START	BB/9	K/9	K/BB
1	5.0	3.4	6.5	1.9

HONORS

Academic All-Big 12 Second Team (2020)
Big 12 All-Freshman Team (2019)
Big 12 Newcomer of the Week (April 22, 2019)
Big 12 Commissioner's Honor Roll (Spring 2019)
Big 12 Commissioner's Honor Roll (Fall 2019)

2021 SUMMER LEAGUE

Made seven starts (eight appearances) for the Sioux Falls Sunfish of the Expedition League, going 3-2 with a 4.50 ERA (20 ER, 40 IP) ... Struck out 38 while walking 13 ... Earned the win in three straight appearances from July 2-31, striking out four over seven innings in a 3-2 win over Fremont on July 11 ... Struck out seven hitters in seven innings in back-to-back outings vs. Wheat City and Hastings ... In their inaugural season, the Sunfish went 30-34 and finished fourth in the Clark Division.

SOPHOMORE (2021)

Made six relief appearances in 2021 ... Posted a 7.56 ERA (7 ER, 8.1 IP) with five strikeouts and nine walks ... Season-long three innings of work at Texas on April 10, allowing five earned runs on three hits with four walks and a strikeout ... Struck out a season-best three hitters over two scoreless innings on March 10 vs. South Dakota State ... Allowed one unearned run in an inning at Rice on March 13 ... In Big 12 play, had an ERA of 10.38 (5 ER, 4.1 IP) with one strikeout in two games.

SOPHOMORE (2020)

Named to Academic All-Big 12 Second Team ... Made two relief appearances in 2020, totaling two innings with one hit and no earned runs allowed (0.00 ERA) ... Struck out one batter against South Dakota State (March 11) and gave up one hit in season debut on against Fairleigh Dickinson (February 29).

FRESHMAN (2019)

Named Big 12 All-Freshman Team and Big 12 Newcomer of the Week during his freshman season ... Appeared in 14 games (10 starts), going 2-3 with a 4.42 ERA (28 ER, 57.0 IP) and 37 strikeouts ... All 10 starts were weekend starts, with nine being series-opening starts ... First career start came on March 15 against UT Rio Grande Valley, as he went 4 2/3 innings with one earned run allowed on four hits with a season-high seven strikeouts ... Posted two quality starts, with a season-long outing of 7 2/3 innings in a 7-4 win over No. 19 TCU on April 18 in which he allowed one earned run on three hits with five strikeouts ... Picked up first collegiate victory on April 12 at No. 14 Texas ... Against the Longhorns, he turned in five one-hit innings with one run allowed with a strikeout, picking up back-to-back wins over top-25 opponents (No. 19 TCU) ... As a starter, posted a 4.71 ERA (26 ER, 49.2 IP) with a 2-3 record and 30 strikeouts ... In four relief appearances, went 0-0 with a 2.45 ERA (2 ER, 7.1 IP) with seven strikeouts ... Went 2-2 to go with a 4.93 ERA during Big 12 play, allowing 21 earned runs in 38 1/3 innings with 17 strikeouts.

HIGH SCHOOL

Attended Bill Crothers Secondary School in Newmarket, Ontario ... Helped his team to a league championship of the Canadian Premier Baseball League ... Played for the U18 Canadian Junior National Team in the 18U World Championships in September 2017, helping Team Canada to a fourth-place finish.

PERSONAL

Born on May 15, 2000 in Newmarket, Ontario ... Son of Jason and Jennifer Hassall ... Has one brother, Brody, and one sister, Alyson ... Credits Team Canada head coach Greg Hamilton as a major influence in his life ... Majoring in Business Administration.

SEASON HIGHS

Category	Highs	Opponent (last time)	Date
IP	6.0	UC IRVINE	4/24/22
H	10	at TCU	3/27/22
R	13	at Oklahoma	4/30/22
ER	13	at Oklahoma	4/30/22
BB	5	at Oklahoma	4/30/22
K	6	2x (TEXAS)	4/14/22

CAREER HIGHS

Category	Highs	Opponent (last time)	Date
IP	7.2	TCU	4/18/19
H	11	at KU	5/17/19
R	13	at Oklahoma	4/30/22
ER	13	at Oklahoma	4/30/22
BB	5	at Oklahoma	4/30/22
K	7	UTRGV	3/15/19

KEEPING TRACK (STARTS)

	2019	2020	2021	2022	CAREER
6.0+ IP	4	0	0	1	5
6+ K	2	0	0	2	4
In 5+ IP...					
Walked None	0	0	0	1	1
Allowed 0 Runs	0	0	0	0	0
Allowed 2 or Fewer Runs	2	0	0	3	5
Allowed 0 Hits	0	0	0	0	0

LAST TIME

Last Win	4/24/22, UC IRVINE (W, 5-3)
Last Loss	4/30/22, at Oklahoma (L, 22-10)
Last Save	--
Last Appearance	4/30/22, at Oklahoma (L, 22-10)
Last Start	4/30/22, at Oklahoma (L, 22-10)
Last Relief	3/20/22, MOREHEAD STATE (W, 9-6)

GRIFFIN HASSALL'S CAREER PITCHING LINES

DATE	OPPONENT	GS	IP	H	R	ER	BB	K	NP	DEC	SCORE
2/18/19	at CSUN		1.0	0	2	0	2	1	29	--	11-5
3/1/19	vs San Francisco		3.0	1	0	0	2	2	52	--	1-3
3/10/19	OLD DOMINION		1.1	1	0	0	0	2	23	--	2-8
3/15/19	UTRGV	*	4.2	4	1	1	2	7	97	--	3-1
3/22/19	at Oklahoma St.	*	3.1	5	2	2	2	2	62	--	4-11
3/30/19	TEXAS TECH	*	6.0	4	3	1	2	2	82	--	4-11
4/5/19	at Creighton	*	6.2	4	4	4	3	6	108	L	0-4
4/12/19	at Texas	*	5.0	1	1	1	2	1	65	W	6-4
4/18/19	TCU	*	7.2	3	1	1	1	5	112	W	7-4
4/26/19	OKLAHOMA	*	3.0	4	4	3	4	0	59	L	4-8
5/3/19	at Baylor	*	4.1	5	3	3	1	3	74	--	3-4
5/11/19	WEST VIRGINIA	*	3.0	3	3	3	2	2	46	--	8-6
5/17/19	at KU	*	6.0	11	7	7	1	2	85	L	0-10
5/23/19	vs KU		2.0	3	3	2	1	2	46	--	14-15
2/29/20	FDU		1.0	1	0	0	0	0	15	--	20-1
3/11/20	S. DAKOTA ST.		1.0	0	0	0	0	1	15	--	10-0
2/21/21	vs New Mexico		0.0	0	1	1	0	0	1	--	3-4
3/10/21	S. DAKOTA ST.		2.0	1	0	0	2	3	34	--	10-0
3/13/21	at Rice		1.0	0	1	0	1	0	25	--	8-3
4/1/21	TEXAS TECH		1.1	2	4	0	2	0	40	--	1-17
4/10/21	at Texas		3.0	3	5	5	4	1	67	--	1-15
4/30/21	TEXAS SO.		1.0	2	1	1	0	1	18	--	16-4
2/19/22	vs Michigan		1.0	2	3	0	0	1	29	L	2-10
2/26/22	at CSUB		2.0	1	0	0	1	2	22	--	1-2
3/1/22	at Cal State Fullerton		2.1	3	2	2	0	2	38	L	5-7
3/3/22	at LMU		2.0	0	0	0	0	2	26	--	10-5
3/9/22	NEBRASKA	*	4.0	1	1	1	1	5	60	W	6-4
3/15/22	at Omaha	*	5.2	2	2	2	1	6	88	W	8-4
3/20/22	MOREHEAD ST.		3.0	3	1	0	2	4	52	W	9-6
3/27/22	at TCU	*	5.1	10	5	5	0	2	100	L	3-11
4/2/22	OKLAHOMA ST	*	5.1	7	6	6	3	3	95	L	6-8
4/8/22	at Texas Tech	*	5.1	3	1	1	1	1	48	--	3-6
4/14/22	TEXAS	*	5.1	8	5	5	2	6	100	--	8-5
4/24/22	UC IRVINE	*	6.0	4	2	1	3	2	99	W	5-3
4/30/22	at Oklahoma	*	2.1	8	13	13	5	0	81	L	10-22
TOTAL			35 appearances	18	117.0	110	87	71	53	79	6-8

CAREER STATS

YEAR	ERA	W	L	APP	GS	CG	SHO	CBO	SV	IP	H	R	ER	BB	SO	2B	3B	HR	BF	B/AVG	WP	HBP	BK	SFA	SHA
2019	4.42	2	3	14	10	0	0	0	0	57.0	49	34	28	25	37	11	2	3	252	.233	4	11	1	1	5
2020	0.00	0	0	2	0	0	0	1	0	2.0	1	0	0	0	1	0	0	7	.143	0	0	0	0	0	
2021	7.56	0	0	6	0	0	0	1	0	8.1	8	12	7	9	5	0	1	2	44	.250	2	1	0	2	0
2022	6.52	4	5	13	8	0	0	0	0	49.2	52	41	36	19	36	10	4	7	223	.267	4	2	0	2	5
TOTAL	5.46	6	8	35	18	0	0	2	0	117.0	110	87	71	53	79	21	7	12	526	.248	10	14	1	5	10



BLAKE
Adams

RIGHT-HANDED PITCHER

YR **JR** HT **6-2** WT **215** B/T **R/R**

HOMETOWN
SPRINGDALE, ARK.
PREV SCHOOL
ARKANSAS

SEASON STATS

W-L	ERA	G-GS	CG	IP	BB	SO	WHIP
4-4	4.57	13-9	0	61.0	23	63	1.41

QS	IP/START	BB/9	K/9	K/BB
5	6.0	3.4	9.3	2.7

HONORS

No. 43 Big 12 Prospect in 2022 MLB Draft Class (2022, D1Baseball.com)

ARKANSAS (2020-21)

Played two seasons at Arkansas, making eight appearances (two starts) with a 1-0 record and 10.80 ERA (14 ER, 11.2 IP) ... Totaled 11 strikeouts against nine walks ... Earned first collegiate win on March 6, 2021 against Murray State, going 2 1/3 innings with two strikeouts ... Struck out two over two innings at Louisiana Tech on March 14, 2021 ... During his freshman season in 2020, made his collegiate debut in a Sunday start against Eastern Illinois on February 16, as he struck out two over a career-high three innings ... Punched out two on March 3, 2020 vs. Illinois State in two innings of work ... Went at least two innings in four of his eight career outings at Arkansas.

HIGH SCHOOL

Attended Har-Ber High School in Springdale, Arkansas ... A four-year letterwinner at Har-Ber, he was named Arkansas Player of the Year by Gatorade, Wendy's and Arkansas Preps ... Rated as the No. 1 player in the state of Arkansas and No. 65 in the nation, according to Perfect Game ... Played in the Perfect Game 17U World Series with the Sticks Baseball Academy and was named to the All-Tournament Team ... Also pitched in the 17U WWBA National Championship ... Took part in the Team USA Under 18 National Team Trials ... Led Springdale Har-Ber to an Arkansas Class 7A state title as a junior, throwing a complete game shutout in the title game over Conway ... Named the 2018 state tournament MVP ... Named to 2017-18 First Team All-USA Arkansas Baseball ... Completed his junior season with a 7-2 record and a 2.05 ERA and also hit .411 with eight home runs and 42 RBIs ... A four-time all-state and all-conference selection ... Twice led Har-Ber to state runner-up finishes ... Posted a career record of 30-4 and holds the school record in strikeouts.

PERSONAL

Born on September 11, 2000 in Springdale, Arkansas ... Has two brothers, Luke and Jake ... Enjoys fishing and hunting ... Marketing major.

SEASON HIGHS

Category	Highs	Opponent (last time)	Date
IP	7.2	at CSU Bakersfield	2/25/22
H	9	2x (at Oklahoma)	5/1/22
R	6	at Oklahoma	5/1/22
ER	6	at Oklahoma	5/1/22
BB	4	2x (OKLAHOMA STATE)	4/1/22
K	12	at CSU Bakersfield	2/25/22

CAREER HIGHS

Category	Highs	Opponent (last time)	Date
IP	7.2	at CSU Bakersfield	2/25/22
H	9	2x (at Oklahoma)	5/1/22
R	6	at Oklahoma	5/1/22
ER	6	at Oklahoma	5/1/22
BB	4	2x (OKLAHOMA STATE)	4/1/22
K	12	at CSU Bakersfield	2/25/22

KEEPING TRACK (STARTS)

	2022	CAREER
6.0+ IP	6	6
6+ K	6	6
In 5+ IP...		
Walked None	1	1
Allowed 0 Runs	1	1
Allowed 2 or Fewer Runs	5	5
Allowed 5 or Fewer Hits	5	5

LAST TIME

Last Win	4/15/22, TEXAS (W, 8-1)
Last Loss	4/10/22, at Texas Tech (L, 7-6)
Last Save	--
Last Appearance	5/1/22, at Oklahoma (W, 8-7)
Last Start	5/1/22, at Oklahoma (W, 8-7)
Last Relief	4/10/22, at Texas Tech (L, 7-6)

BLAKE ADAMS' CAREER PITCHING LINES

DATE	OPPONENT	GS	IP	H	R	ER	BB	K	NP	DEC	SCORE
2/18/22	vs Arizona	*	6.0	7	4	4	0	8	93	L	6-8
2/25/22	at CSUB	*	7.2	4	2	2	2	12	105	--	3-4 (11)
3/4/22	at LMU	*	6.0	5	0	0	2	7	91	W	11-0
3/12/22	CCSU	*	6.0	6	2	2	2	7	96	--	6-3
3/18/22	MOREHEAD ST	*	6.1	5	1	1	1	7	93	W	10-2
3/25/22	at TCU	*	5.0	4	5	4	4	1	99	L	5-7
4/1/22	OKLAHOMA ST		0.1	0	2	0	4	0	29	--	9-12
4/3/22	OKLAHOMA ST		3.0	1	0	0	0	3	36	W	7-2
4/8/22	at Texas Tech		1.2	5	5	4	2	2	48	L	3-6
4/10/22	at Texas Tech		1.2	5	3	3	0	3	28	L	6-7
4/15/22	TEXAS	*	7.0	3	1	1	3	6	108	W	8-1
4/22/22	UC IRVINE	*	5.1	9	5	4	1	4	96	--	13-8
5/1/22	at Oklahoma	*	5.0	9	6	6	2	3	94	--	8-7
TOTAL	13 appearances	9	61.0	63	36	31	23	63		4-4	

CAREER STATS

YEAR	ERA	W	L	APP	GS	CG	SHO	CBO	SV	IP	H	R	ER	BB	SO	2B	3B	HR	BF	B/AVG	WP	HBP	BK	SFA	SHA
2022	4.57	4	4	13	9	0	0	1	0	61.0	63	36	31	23	63	16	1	9	271	.260	4	3	0	0	3
TOTAL	4.57	4	4	13	9	0	0	1	0	61.0	63	36	31	23	63	16	1	9	271	.260	4	3	0	0	3



CONNOR
McCullough

RIGHT-HANDED PITCHER

YR HT WT **B/T**
R-SO **6-1** **200** **R/R**

HOMETOWN
MAUMELLE, ARK.
PREV SCHOOL
ARKANSAS

K-STATE WILDCATS

SEASON STATS

W-L	ERA	G-GS	CG	IP	BB	SO	WHIP
3-3	5.07	12-11	0	61.1	28	56	1.41

QS	IP/START	BB/9	K/9	K/BB
4	6.0	4.1	8.3	2.0

HONORS

Preseason No. 121 starting pitcher in college baseball (D1baseball.com)
Freshman All-America - Collegiate Baseball (2020)
Big 12 Pitcher of the Week (April 26, 2021)

REDSHIRT FRESHMAN (2021)

Made 15 weekend starts with one relief appearance in 2021 ... Went 5-4 with a 4.77 ERA (41 ER, 77.1 IP) with 69 strikeouts and 30 walks ... Produced four quality starts and went a season-long seven innings on three occasions ... Allowed one earned run over seven innings with a season-high nine strikeouts in his season debut against New Mexico on February 21 ... Named Big 12 Pitcher of the Week after seven innings of one-hit baseball and eight strikeouts in a 3-2 win over West Virginia on April 24 ... Struck out five or more seven times ... Made first relief appearance at the Big 12 Championship, logging 3 2/3 innings with two earned run allowed and two strikeouts against TCU on May 29 ... In Big 12 play, went 3-4 with a 6.41 ERA (28 ER, 39.1 IP) and 33 strikeouts.

2020 SUMMER LEAGUE

Played for Perfect Timing Cardinal of the Perfect Timing College League in Springdale, Arkansas ... Went 1-1 with a 1.80 earned run average in six starts and led the PTCL in WHIP (0.80), finished second with 38 strikeouts and third in ERA ... In his last start against PT Grey on July 6, he struck out nine in four innings without allowing an earned run on two hits ... His nine-strikeout performance matched his season high set on June 29 ... He allowed one or fewer earned runs in five of his six outings ... PT Cardinal finished the year sixth with a record of 6-12-1.

REDSHIRT FRESHMAN (2020)

Made four weekend starts in 2020, going 2-1 with a 2.25 ERA (6 ER, 24.0 IP) ... Rated the nation's No. 10 freshman pitcher by D1Baseall.com's analytics ... Struck out 29 while walking eight ... Put together three consecutive quality starts to begin his collegiate career, capped by nine strikeouts over seven innings without an earned run allowed against Fairleigh Dickinson on February 28 ... Struck out six over six innings with one earned on four hits in his collegiate debut at UTRGV (February 15) ... Allowed one earned run on four hits in six frames against Missouri on February 21 ... Suffered only loss at Stanford on March 7, giving up four earned runs on six hits over five innings while striking out six ... Opponents hit .202 against him, as he allowed 17 hits over 24 innings ... Led team with his 29 strikeouts and ranked second with 24 innings pitched.

2019 SUMMER LEAGUE

Pitched for the Harwich (Massachusetts) Mariners of the Cape Cod Baseball League ... Named a 2019 Cape Cod League All-Star ... Made six starts and two relief appearances, including two starts in the CCBL playoffs ... Got the start in the Mariners' combined no-hitter against Chatham in the playoffs, throwing six hitless innings with five strikeouts in a 1-0 win on August 2 ... Earned the start in Game 2 of the championship series with Cotuit, going four innings with three earned runs allowed on five hits and seven strikeouts ... Including the postseason, had an earned run average of 1.51 (6 ER, 35.2 IP) with 41 strikeouts ... Tossed eight shutout innings with nine strikeouts in a 2-0 win over Chatham on July 9, earning Cape Cod League Pitcher of the Week honors ... Harwich finished the regular season 21-21-2 in the East Division and reached the championship series.

FRESHMAN (2019)

Did not appear in any games in 2019 due to NCAA transfer rules.

ARKANSAS (2018)

Attended Arkansas for the fall semester of 2018 before transferring to K-State in 2019.

HIGH SCHOOL

Attended Maumelle High School in Maumelle, Arkansas ... A three-year letterwinner for the Hornets, being named all-state in 2016 and 2017 ... Also played quarterback for Maumelle, helping them win the conference championship in 2015 ... Was the fifth-rated right-handed pitcher out of Arkansas in 2018, according to Perfect Game and was named a 2018 Perfect Game Preseason All-Southeast Region Honorable Mention ... Twice named Perfect Game Preseason Underclassman All-America High Honorable Mention (2016-17).

PERSONAL

Born on October 5, 1999 in Maumelle, Arkansas ... Son of Dan and Kristan McCullough ... Has an older sister, Megan, and older brother, Ryan ... Credits his dad and brother as his biggest influence in his life as an athlete ... Enjoys hunting and fishing ... Agribusiness major.

CAREER STATS

YEAR	ERA	W	L	APP	GS	CG	SHO	CBO	SV	IP	H	R	ER	BB	SO	2B	3B	HR	BF	B/AVG	WP	HBP	BK	SFA	SHA
2020	2.25	2	1	4	4	0	0	0	0	24.0	17	7	6	8	29	3	1	0	96	.202	3	3	1	0	1
2021	4.77	5	4	16	15	0	0	0	0	77.1	81	54	41	30	69	19	0	12	344	.268	16	6	2	3	3
2022	5.07	3	3	12	11	0	0	0	1	60.1	57	35	34	28	56	14	1	6	264	.257	6	7	2	4	3
TOTAL	4.51	10	8	32	30	0	0	0	1	161.2	155	96	81	66	154	36	2	18	704	.255	25	16	5	7	7

SEASON HIGHS

Category	Highs	Opponent (last time)	Date
IP	7.0	MOREHEAD STATE	3/19/22
H	10	at Texas Tech	4/10/22
R	8	UC IRVINE	4/23/22
ER	8	UC IRVINE	4/23/22
BB	5	at Oklahoma	4/30/22
K	8	MOREHEAD STATE	3/19/22

CAREER HIGHS

Category	Highs	Opponent (last time)	Date
IP	7.0	5x (MOREHEAD STATE)	3/19/22
H	10	2x (at Texas Tech)	4/10/22
R	9	at Baylor	5/7/21
ER	8	UC IRVINE	4/23/22
BB	5	2x (at Oklahoma)	4/30/22
K	9	2x (New Mexico)	2/20/21

KEEPING TRACK (STARTS)

	2020	2021	2022	CAREER
6.0+ IP	3	5	5	13
6+ K	4	6	4	14
In 5+ IP...				
Walked None	0	2	0	2
Allowed 0 Runs	0	1	1	2
Allowed 2 or Fewer Runs	3	5	5	13
Allowed 5 or Fewer Hits	3	6	6	15

LAST TIME

Last Win	3/19/22, MOREHEAD STATE (W, 15-2)
Last Loss	4/30/22, at Oklahoma (L, 14-2)
Last Save	4/14/22, TEXAS (W, 8-5)
Last Appearance	4/30/22, at Oklahoma (L, 14-2)
Last Start	4/30/22, at Oklahoma (L, 14-2)
Last Relief	4/14/22, TEXAS (W, 8-5)

CONNOR MCCULLOUGH'S CAREER PITCHING LINES

DATE	OPPONENT	GS	IP	H	R	ER	BB	K	NP	DEC	SCORE
2/15/20	at UTRGV	*	6.0	4	1	1	1	6	96	--	3-5
2/21/20	vs Missouri	*	6.0	4	1	1	2	8	90	W	5-1
2/28/20	FDU	*	7.0	3	1	0	1	9	90	W	12-1
3/7/20	at Stanford-I	*	5.0	6	4	4	4	6	90	L	5-7
2/20/21	vs New Mexico	*	7.0	4	1	1	2	9	106	--	3-4
2/28/21	W. MICHIGAN	*	5.1	3	1	1	1	6	88	W	2-1
3/7/21	E. ILLINOIS	*	5.2	7	4	0	2	6	109	--	7-14
3/14/21	at Rice	*	6.1	2	0	0	2	7	105	--	0-1
3/21/21	NEW MEXICO	*	3.0	10	6	6	1	2	57	--	17-8
3/28/21	at Oklahoma St	*	3.1	4	6	3	3	1	93	L	2-8
4/3/21	TEXAS TECH	*	7.0	6	4	4	3	7	100	W	10-4
4/11/21	at Texas	*	5.2	5	6	6	4	4	103	L	2-9
4/18/21	OKLAHOMA	*	4.0	8	3	3	3	2	92	--	8-3
4/24/21	WEST VIRGINIA	*	7.0	1	1	1	0	8	92	W	5-2
4/30/21	TEXAS SO.	*	4.0	8	3	2	0	4	60	W	16-4
5/7/21	at Baylor	*	2.1	5	9	5	5	5	80	L	7-17
5/15/21	at KU	*	6.0	5	2	2	0	4	85	W	6-2
5/21/21	TCU	*	4.0	5	4	4	0	2	82	L	6-8
5/27/21	vs Baylor	*	3.0	3	1	1	4	0	68	--	9-4
5/29/21	vs TCU	*	3.2	5	3	2	0	2	64	--	7-17
2/19/22	vs Michigan	*	5.0	5	0	0	2	5	94	--	2-10
2/26/22	at CSUB	*	6.0	5	2	2	1	7	94	L	1-2
3/5/22	at LMU	*	5.2	3	3	3	2	7	110	W	10-5
3/13/22	CCSU	*	6.0	6	3	3	2	3	95	W	5-3
3/19/22	MOREHEAD ST	*	7.0	3	1	1	1	8	98	W	15-2
3/26/22	at TCU	*	4.2	4	4	4	4	4	87	--	5-14
4/3/22	OKLAHOMA ST	*	6.0	5	2	2	4	6	99	--	7-2
4/10/22	at Texas Tech	*	6.1	10	4	4	2	5	92	---	6-7
4/14/22	TEXAS	*	1.2	0	0	0	0	2	14	SV	8-5
4/16/22	TEXAS	*	5.0	3	2	1	3	3	93	--	2-4
4/23/22	UC IRVINE	*	2.0	6	8	8	2	3	59	L	7-16
4/29/22	at Oklahoma	*	5.0	7	6	6	5	3	89	L	2-14
TOTAL	32 appearances	30	161.2	155	96	81	66	153		10-8/1	



NICO
Rodriguez

RIGHT-HANDED PITCHER

YR HT WT B/T
SO 6-2 215 R/R

HOMETOWN
EDINBURG, TEXAS
PREV SCHOOL
ROBERT VELA HS

SEASON STATS

W-L	ERA	G-GS	SV	IP	BB	SO	WHIP
0-0	7.71	8-0	0	6.0	11	8	2.43

SV/OPP	IRS/IR	BB/9	K/9	K/BB
0/0	3/7	14.1	10.2	0.7

NOTES

- Pitched twice in LMU series
- Logged 1.1 IP in season opener vs Arizona (2 ER, 2 BB, K)
- Career record of 20-6 with a 2.29 ERA in high school
- 2019 district pitcher of the year and R6V player of the year
- Academic all-state in football and baseball

CAREER STATS

YEAR	ERA	W	L	APP	GS	CG	SHO	CBO	SV	IP	H	R	ER	BB	SO	2B	3B	HR	BF	B/AVG	WP	HBP	BK	SFA	SHA
2020	--	--	--	--	--	--	--	--	--	--	--	--	--	--	--	--	--	--	--	--	--	--	--	--	--
2021	6.75	0	0	6	0	0	0	0	1	6.2	3	5	5	2	3	2	0	0	27	.136	1	2	0	1	0
2022	7.71	0	0	8	0	0	0	1	0	7.0	6	6	6	11	8	2	1	0	40	.250	0	3	0	2	0
TOTAL	7.24	0	0	14	0	0	0	1	1	13.2	9	11	11	13	11	4	1	0	67	.196	1	5	0	3	0

SEASON HIGHS

Category	Highs	Opponent (last time)	Date
IP	1.1	vs Arizona	2/18/22
H	2	2x (at Loyola Marymount)	3/4/22
R	3	NORTHERN COLORADO	3/30/22
ER	3	NORTHERN COLORADO	3/30/22
BB	5	NORTHERN COLORADO	3/30/22
K	3	at Loyola Marymount	3/4/22

CAREER HIGHS

Category	Highs	Opponent (last time)	Date
IP	2.0	ARKANSAS-PINE BLUFF	4/6/21
H	2	2x (at Loyola Marymount)	3/4/22
R	3	2x (NORTHERN COLORADO)	3/30/22
ER	3	2x (NORTHERN COLORADO)	3/30/22
BB	5	NORTHERN COLORADO	3/30/22
K	3	at Loyola Marymount	3/4/22

KEEPING TRACK (RELIEF)

	2020	2021	2022	CAREER
2.0+ IP	0	1	0	1
3+ K	0	0	1	1
In 2+ IP...				
Walked None	0	1	0	1
Allowed 0 Runs	0	1	0	1
Allowed 2 or Fewer Runs	0	1	0	1
Allowed 0 Hits	0	1	0	1

LAST TIME

Last Win	--
Last Loss	--
Last Save	--
Last Appearance	4/29/22, at Oklahoma (L, 14-2)
Last Start	--
Last Relief	4/29/22, at Oklahoma (L, 14-2)



ELIJAH
Dafe

RIGHT-HANDED PITCHER

YR HT WT B/T
SO 5-11 175 B/R

HOMETOWN
ST. LOUIS, MO.
PREV SCHOOL
ST. PIUS X HS

SEASON STATS

W-L	ERA	G-GS	SV	IP	BB	SO	WHIP
0-0	15.00	4-0	0	3.0	5	6	4.33

SV/OPP	IRS/IR	BB/9	K/9	K/BB
0/0	3/3	15.0	15.0	1.0

NOTES

- Made three relief appearances this season (2.0 IP)
- Converted to full-time pitcher from infield before the 2021 season
- Career-high 3 strikeouts in season debut vs Auburn
- Made five appearances last season, first Big 12 outing at Baylor
- Four-year letterwinner at St. Pius X, hitting .547 with 5 HR and 30 RBI his senior year

CAREER STATS

YEAR	ERA	W	L	APP	GS	CG	SHO	CBO	SV	IP	H	R	ER	BB	SO	2B	3B	HR	BF	B/AVG	WP	HBP	BK	SFA	SHA
2020	--	--	--	--	--	--	--	--	--	--	--	--	--	--	--	--	--	--	--	--	--	--	--	--	--
2021	15.75	0	0	5	0	0	0	1	0	4.0	4	7	7	4	6	1	0	0	21	.250	1	1	0	0	0
2022	15.00	0	0	4	0	0	0	0	0	3.0	8	6	5	5	5	2	0	0	27	.471	1	5	0	0	0
TOTAL	15.43	0	0	9	0	0	0	1	0	7.0	12	13	12	9	11	3	0	0	48	.364	2	6	0	0	0

SEASON HIGHS

Category	Highs	Opponent (last time)	Date
IP	1.0	2x (UC IRVINE)	4/23/22
H	3	UC IRVINE	4/23/22
R	2	2x (UC IRVINE)	4/23/22
ER	2	UC IRVINE	4/23/22
BB	2	UC IRVINE	4/23/22
K	3	vs Auburn	2/20/22

CAREER HIGHS

Category	Highs	Opponent (last time)	Date
IP	1.1	MISSOURI	4/27/21
H	3	2x (UC IRVINE)	4/23/22
R	4	at Baylor	5/9/21
ER	4	at Baylor	5/9/21
BB	2	3x (UC IRVINE)	4/23/22
K	3	vs Auburn	2/20/22

KEEPING TRACK (RELIEF)

	2020	2021	2022	CAREER
2.0+ IP	--	0	0	0
3+ K	--	0	1	1
In 2+ IP...				
Walked None	--	0	0	0
Allowed 0 Runs	--	0	0	0
Allowed 2 or Fewer Runs	--	0	0	0
Allowed 0 Hits	--	0	0	0

LAST TIME

Last Win	--
Last Loss	--
Last Save	--
Last Appearance	4/23/22, UC IRVINE (L, 16-7)
Last Start	--
Last Relief	4/23/22, UC IRVINE (L, 16-7)



LANDRY
Wideman

RIGHT-HANDED PITCHER

YR **R-SO** HT **6-5** WT **215** B/T **R/R**

HOMETOWN
SAN ANTONIO, TEXAS
PREV SCHOOL
MCLENNAN CC

SEASON STATS

W-L	ERA	G-GS	SV	IP	BB	SO	WHIP
1-0	12.10	7-0	0	9.2	15	12	2.38

SV/OPP	IRS/IR	BB/9	K/9	K/BB
0/0	7/12	13.9	11.1	0.8

NOTES

- Picked up first win of season vs UNC (3.2 IP, 2 H, 4 K)
- Appeared in five games this season (12 K, 8.2 IP)
- 2022 Top 50 Impact JUCO Transfers by D1Baseball (No. 41)
- Ranked as No. 36 Big 12 prospect ahead of 2023 MLB Draft (D1Baseball)
- Closer for the 2021 NJCAA national title team (McLennan CC)
- Began collegiate career at Texas A&M (did not appear in a game)

CAREER STATS

YEAR	ERA	W	L	APP	GS	CG	SHO	CBO	SV	IP	H	R	ER	BB	SO	2B	3B	HR	BF	B/AVG	WP	HBP	BK	SFA	SHA
2022	12.10	1	0	7	0	0	0	0	0	9.2	8	13	13	15	12	0	0	3	51	.229	0	0	0	0	1
TOTAL	12.10	1	0	7	0	0	0	0	0	9.2	8	13	13	15	12	0	0	3	51	.229	0	0	0	0	1

SEASON HIGHS

Category	Highs	Opponent (last time)	Date
IP	3.2	NORTHERN COLORADO	3/30/22
H	2	3x (NORTHERN COLORADO)	3/30/22
R	6	at Oklahoma	4/30/22
ER	6	at Oklahoma	4/30/22
BB	5	at Oklahoma	4/30/22
K	4	NORTHERN COLORADO	3/30/22

CAREER HIGHS

Category	Highs	Opponent (last time)	Date
IP	3.2	NORTHERN COLORADO	3/30/22
H	2	3x (NORTHERN COLORADO)	3/30/22
R	6	at Oklahoma	4/30/22
ER	6	at Oklahoma	4/30/22
BB	5	at Oklahoma	4/30/22
K	4	NORTHERN COLORADO	3/30/22

KEEPING TRACK (RELIEF)

	2022	CAREER
2.0+ IP	2	2
3+ K	3	3
In 2+ IP...		
Walked None	0	0
Allowed 0 Runs	2	2
Allowed 2 or Fewer Runs	2	2
Allowed 0 Hits	1	1

LAST TIME

Last Win	3/30/22, NORTHERN COLORADO (W, 10-7)
Last Loss	--
Last Save	--
Last Appearance	4/30/22, at Oklahoma (L, 22-10)
Last Start	--
Last Relief	4/30/22, at Oklahoma (L, 22-10)



TY
Ruhf

RIGHT-HANDED PITCHER

YR **R-FR** HT **6-2** WT **205** B/T **B/R**

HOMETOWN
CAIRO, NEB.
PREV SCHOOL
MILLARD WEST HS

SEASON STATS

W-L	ERA	G-GS	SV	IP	BB	SO	WHIP
2-2	8.31	16-0	1	26.0	14	25	1.77

SV/OPP	IRS/IR	BB/9	K/9	K/BB
1/2	5/17	4.8	8.6	1.8

NOTES

- Earned first collegiate win against Central Conn State (3 IP, 1 ER)
- Leads team in relief appearances
- Did not appear in a game for K-State last season
- Pitched for the Puaski River Turtles of the Appalachian League (Summer 2021)
- Went 4-2 with a 2.08 ERA in eight starts for River Turtles
- Helped Millard West HS to Class B runner-up finish
- Rated No. 2 prospect in state of Nebraska by Perfect Game

CAREER STATS

YEAR	ERA	W	L	APP	GS	CG	SHO	CBO	SV	IP	H	R	ER	BB	SO	2B	3B	HR	BF	B/AVG	WP	HBP	BK	SFA	SHA
2021				REDSHIRT																					
2022	8.31	2	2	16	0	0	0	0	1	26.0	32	27	24	14	25	5	3	2	127	.314	4	7	0	3	1
TOTAL	8.31	2	2	16	0	0	0	0	1	26.0	32	27	24	14	25	5	3	2	127	.314	4	7	0	3	1

SEASON HIGHS

Category	Highs	Opponent (last time)	Date
IP	3.2	OMAHA	4/19/22
H	5	2x (at Nebraska)	4/26/22
R	6	OKLAHOMA STATE	4/1/22
ER	6	OKLAHOMA STATE	4/1/22
BB	2	2x (at Nebraska)	4/26/22
K	4	3x (OKLAHOMA STATE)	4/1/22

CAREER HIGHS

Category	Highs	Opponent (last time)	Date
IP	3.2	OMAHA	4/19/22
H	5	2x (at Nebraska)	4/26/22
R	6	OKLAHOMA STATE	4/1/22
ER	6	OKLAHOMA STATE	4/1/22
BB	2	2x (at Nebraska)	4/26/22
K	4	3x (OKLAHOMA STATE)	4/1/22

KEEPING TRACK (RELIEF)

	2021	2022	CAREER
2.0+ IP	0	6	6
3+ K	0	4	4
In 2+ IP...			
Walked None	0	4	4
Allowed 0 Runs	0	0	0
Allowed 2 or Fewer Runs	0	5	5
Allowed 0 Hits	0	0	0

LAST TIME

Last Win	3/12/22, CENTRAL CONNECTICUT STATE (W, 6-3)
Last Loss	4/26/22, at Nebraska (L, 8-6)
Last Save	3/29/22, NORTHERN COLORADO (W, 8-6)
Last Appearance	4/30/22, at Oklahoma (L, 22-10)
Last Start	--
Last Relief	4/30/22, at Oklahoma (L, 22-10)



DYLAN Phillips

LEFT-HANDED PITCHER

21

YR **JR** HT **6-0** WT **220** B/T **L/L**

HOMETOWN
OMAHA, NEB.
PREV SCHOOL
CREIGHTON PREP

SEASON STATS

W-L	ERA	G-GS	SV	IP	BB	SO	WHIP
0-0	3.00	8-0	4	9.0	1	15	0.78

SV/OPP	IRS/IR	BB/9	K/9	K/BB
4/4	0/7	1.0	15.0	15.0

NOTES

- First career save in season's first outing (team leader with 4 saves)
- Has held opponent hitless and scoreless in 5 of 7 outings
- Made career-high 8 appearances last season (3 starts)
- Did not record an out over final two apps last season (7 H, 10 ER, 3 BB in span)
- Earned first career win vs Mizzou in career-long 2.0 IP
- 2018 Nebraska Gatorade Player of the Year

CAREER STATS

YEAR	ERA	W	L	APP	GS	CG	SHO	CBO	SV	IP	H	R	ER	BB	SO	2B	3B	HR	BF	B/AVG	WP	HBP	BK	SFA	SHA
2019	6.23	0	1	5	0	0	0	0	0	4.1	4	3	3	1	4	1	0	1	19	.235	0	1	0	0	0
2020	0.00	0	0	2	1	0	0	2	0	2.1	1	0	0	2	3	0	0	0	12	.125	0	2	1	0	0
2021	14.14	1	1	8	3	0	0	2	0	7.0	13	12	11	5	11	4	0	1	40	.382	2	0	0	1	0
2022	3.00	0	0	8	0	0	0	0	4	9.0	6	3	3	1	15	0	1	0	35	.182	0	1	0	0	0
TOTAL	6.75	1	2	23	4	0	0	4	4	22.2	24	18	17	9	33	5	1	2	106	.261	2	4	1	1	0

SEASON HIGHS

Category	Highs	Opponent (last time)	Date
IP	1.2	NORTHERN COLORADO	3/30/22
H	3	CREIGHTON	4/5/22
R	3	CREIGHTON	4/5/22
ER	3	CREIGHTON	4/5/22
BB	1	at Oklahoma	5/1/22
K	5	NORTHERN COLORADO	3/30/22

CAREER HIGHS

Category	Highs	Opponent (last time)	Date
IP	2.0	MISSOURI	4/27/21
H	4	vs TCU	5/29/21
R	5	2x (vs TCU)	5/29/21
ER	5	2x (vs TCU)	5/29/21
BB	2	2x (at Baylor)	5/9/21
K	5	NORTHERN COLORADO	3/30/22

KEEPING TRACK (RELIEF)

	2019	2020	2021	2022	CAREER
2.0+ IP	0	0	0	0	0
3+ K	0	0	1	1	2
In 2+ IP...					
Walked None	0	0	0	0	0
Allowed 0 Runs	0	0	0	0	0
Allowed 2 or Fewer Runs	0	0	0	0	0
Allowed 0 Hits	0	0	0	0	0

LAST TIME

Last Win	4/27/21, MISSOURI (W, 13-8)
Last Loss	5/29/21, vs TCU (L, 17-7)
Last Save	5/3/22, WICHITA STATE (W, 3-1)
Last Appearance	5/3/22, WICHITA STATE (W, 3-1)
Last Start	5/29/21, vs TCU (L, 17-7)
Last Relief	5/3/22, WICHITA STATE (W, 3-1)



CHRIS Herb

RIGHT-HANDED PITCHER

26

YR **R-JR** HT **6-4** WT **225** B/T **R/R**

HOMETOWN
MOORE, OKLA.
PREV SCHOOL
EASTERN OKLAHOMA STATE

SEASON STATS

W-L	ERA	G-GS	SV	IP	BB	SO	WHIP
0-0	11.57	2-0	0	2.1	3	3	3.00

SV/OPP	IRS/IR	BB/9	K/9	K/BB
0/0	0/0	11.6	11.6	1.0

NOTES

- Made first career appearance at LMU (1 IP, 2 K)
- Did not appear in a game last season (injury, redshirt)
- Converted to full-time pitcher from outfield prior to 2021 season
- Appeared in five games off the bench in 2020 as a pinch runner and defensive replacement
- Went 0-for-2 with two runs scored at the plate

CAREER STATS

YEAR	ERA	W	L	APP	GS	CG	SHO	CBO	SV	IP	H	R	ER	BB	SO	2B	3B	HR	BF	B/AVG	WP	HBP	BK	SFA	SHA
2020	--	--	--	--	--	--	--	--	--	--	--	--	--	--	--	--	--	--	--	--	--	--	--	--	--
2021	--	--	--	--	--	--	--	--	--	--	--	--	--	--	--	--	--	--	--	--	--	--	--	--	--
2022	11.57	0	0	2	0	0	0	1	0	2.1	4	3	3	3	3	1	0	1	14	.364	1	0	0	0	0
TOTAL	11.57	0	0	2	0	0	0	1	0	2.1	4	3	3	3	3	1	0	1	14	.364	1	0	0	0	0

SEASON HIGHS

Category	Highs	Opponent (last time)	Date
IP	1.1	NORTHERN COLORADO	3/29/22
H	4	NORTHERN COLORADO	3/29/22
R	3	NORTHERN COLORADO	3/29/22
ER	3	NORTHERN COLORADO	3/29/22
BB	2	at Loyola Marymount	3/4/22
K	2	at Loyola Marymount	3/4/22

CAREER HIGHS

Category	Highs	Opponent (last time)	Date
IP	1.1	NORTHERN COLORADO	3/29/22
H	4	NORTHERN COLORADO	3/29/22
R	3	NORTHERN COLORADO	3/29/22
ER	3	NORTHERN COLORADO	3/29/22
BB	2	at Loyola Marymount	3/4/22
K	2	at Loyola Marymount	3/4/22

KEEPING TRACK (RELIEF)

	2021	2022	CAREER
2.0+ IP	0	0	0
3+ K	0	0	0
In 2+ IP...			
Walked None	0	0	0
Allowed 0 Runs	0	0	0
Allowed 2 or Fewer Runs	0	0	0
Allowed 0 Hits	0	0	0

LAST TIME

Last Win	--
Last Loss	--
Last Save	--
Last Appearance	3/29/22, NORTHERN COLORADO (W, 8-6)
Last Start	--
Last Relief	3/29/22, NORTHERN COLORADO (W, 8-6)



TYSON Neighbors

RIGHT-HANDED PITCHER

YR HT WT B/T
FR 6-1 220 R/R

HOMETOWN
ROYCE CITY, TEXAS
PREV SCHOOL
ROYCE CITY HS

SEASON STATS

W-L	ERA	G-GS	SV	IP	BB	SO	WHIP
1-0	4.91	8-0	0	7.1	13	10	2.73

SV/OPP	IRS/IR	BB/9	K/9	K/BB
0/0	6/10	15.9	12.2	0.8

NOTES

- Earned first career win vs No. 7 Texas
- Struck out the side in order in K-State debut vs Arizona
- Appeared twice in opening weekend (did not record an out vs Michigan)
- Rated as the No. 26 RHP in Texas (No. 55 overall) by Perfect Game
- Selected to Texas HS All-Star Game
- Went 7-7 in save opportunities at Royce City
- Struck out 52 in 21 innings

CAREER STATS

YEAR	ERA	W	L	APP	GS	CG	SHO	CBO	SV	IP	H	R	ER	BB	SO	2B	3B	HR	BF	B/AVG	WP	HBP	BK	SFA	SHA
2022	4.91	1	0	8	0	0	0	0	0	7.1	7	4	4	13	10	3	0	0	42	.269	1	2	1	0	1
TOTAL	4.91	1	0	8	0	0	0	0	0	7.1	7	4	4	13	10	3	0	0	42	.269	1	2	1	0	1

SEASON HIGHS

Category	Highs	Opponent (last time)	Date
IP	1.2	TEXAS	4/14/22
H	2	3x (TEXAS)	4/14/22
R	3	vs Michigan	2/19/22
ER	3	vs Michigan	2/19/22
BB	5	at CSU Bakersfield	2/25/22
K	3	vs Arizona	2/18/22

CAREER HIGHS

Category	Highs	Opponent (last time)	Date
IP	1.2	TEXAS	4/14/22
H	2	3x (TEXAS)	4/14/22
R	3	vs Michigan	2/19/22
ER	3	vs Michigan	2/19/22
BB	5	at CSU Bakersfield	2/25/22
K	3	vs Arizona	2/18/22

KEEPING TRACK (RELIEF)

	2022	CAREER
2.0+ IP	0	0
3+ K	1	1
In 2+ IP...		
Walked None	0	0
Allowed 0 Runs	0	0
Allowed 2 or Fewer Runs	0	0
Allowed 0 Hits	0	0

LAST TIME

Last Win	4/14/22, TEXAS (W, 8-5)
Last Loss	--
Last Save	--
Last Appearance	4/19/22, OMAHA (W, 11-3)
Last Start	--
Last Relief	4/19/22, OMAHA (W, 11-3)



JACKSON Wentworth

RIGHT-HANDED PITCHER

YR HT WT B/T
FR 6-1 195 R/R

HOMETOWN
URBANDALE, IOWA
PREV SCHOOL
WAUKEE HS

SEASON STATS

W-L	ERA	G-GS	SV	IP	BB	SO	WHIP
0-0	0.00	0-0	0	0.0	0	0	0.00

SV/OPP	IRS/IR	BB/9	K/9	K/BB
0/0	0/0	0.0	0.0	0.0

NOTES

- Rated as the No. 3 overall player and No. 2 RHP in Iowa by Perfect Game
- Ranked as No. 13 impact freshman in Big 12 by D1Baseball
- Rated as No. 17 Big 12 prospect in 2023 MLB Draft class.
- Named first team all-state in 2021 after going 8-2 in 10 starts with a 1.08 ERA
- Struck out 101 while walking 13 over 58.1 IP (opponents hit .174 against him)

CAREER STATS

YEAR	ERA	W	L	APP	GS	CG	SHO	CBO	SV	IP	H	R	ER	BB	SO	2B	3B	HR	BF	B/AVG	WP	HBP	BK	SFA	SHA
2022	--	--	--	--	--	--	--	--	--	--	--	--	--	--	--	--	--	--	--	--	--	--	--	--	--
TOTAL	--	--	--	--	--	--	--	--	--	--	--	--	--	--	--	--	--	--	--	--	--	--	--	--	--

SEASON HIGHS

Category	Highs	Opponent (last time)	Date
IP	--	--	--
H	--	--	--
R	--	--	--
ER	--	--	--
BB	--	--	--
K	--	--	--

CAREER HIGHS

Category	Highs	Opponent (last time)	Date
IP	--	--	--
H	--	--	--
R	--	--	--
ER	--	--	--
BB	--	--	--
K	--	--	--

KEEPING TRACK (RELIEF)

	2022	CAREER
2.0+ IP	0	0
3+ K	0	0
In 2+ IP...		
Walked None	0	0
Allowed 0 Runs	0	0
Allowed 2 or Fewer Runs	0	0
Allowed 0 Hits	0	0

LAST TIME

Last Win	--
Last Loss	--
Last Save	--
Last Appearance	--
Last Start	--
Last Relief	--



CHRISTIAN
Ruebeck

RIGHT-HANDED PITCHER

YR HT WT B/T
SO 6-0 185 R/R

HOMETOWN
DENISON, TEXAS
PREV SCHOOL
OKLAHOMA

SEASON STATS

W-L	ERA	G-GS	SV	IP	BB	SO	WHIP
0-1	11.79	10-4	0	23.2	24	37	2.45

SV/OPP	IRS/IR	BB/9	K/9	K/BB
0/0	0/1	9.1	14.0	1.5

NOTES

- Season-high 7 strikeouts in start vs Central Connecticut
- Rated as the No. 40 Big 12 prospect in 2022 MLB Draft class (D1Baseball)
- Spent two seasons at Oklahoma
- Made 16 appearances at OU (one start) and went 0-1 with a 9.37 ERA
- Struck out 20 with 11 walks over 16.1 IP
- Four relief appearances in 2020 (31 IP, 5.40 ERA)

CAREER STATS

YEAR	ERA	W	L	APP	GS	CG	SHO	CBO	SV	IP	H	R	ER	BB	SO	2B	3B	HR	BF	B/AVG	WP	HBP	BK	SFA	SHA
2022	11.79	0	1	10	4	0	0	0	0	23.2	34	34	31	24	37	5	0	6	135	.340	7	6	0	2	3
TOTAL	11.79	0	1	10	4	0	0	0	0	23.2	34	34	31	24	37	5	0	6	135	.340	7	6	0	2	3

SEASON HIGHS

Category	Highs	Opponent (last time)	Date
IP	4.0	CENTRAL CONN STATE	3/13/22
H	8	vs Auburn	2/20/22
R	10	vs Auburn	2/20/22
ER	10	vs Auburn	2/20/22
BB	5	at Texas Tech	4/9/22
K	7	CENTRAL CONN STATE	3/13/22

CAREER HIGHS

Category	Highs	Opponent (last time)	Date
IP	4.0	CENTRAL CONN STATE	3/13/22
H	8	vs Auburn	2/20/22
R	10	vs Auburn	2/20/22
ER	10	vs Auburn	2/20/22
BB	5	at Texas Tech	4/9/22
K	7	CENTRAL CONN STATE	3/13/22

KEEPING TRACK (RELIEF)

	2022	CAREER
2.0+ IP	4	4
3+ K	4	4
In 2+ IP...		
Walked None	0	0
Allowed 0 Runs	0	0
Allowed 2 or Fewer Runs	1	1
Allowed 0 Hits	0	0

LAST TIME

Last Win	--
Last Loss	2/20/22, vs Auburn (L, 12-1)
Last Save	--
Last Appearance	4/29/22, at Oklahoma (L, 14-2)
Last Start	3/30/22, NORTHERN COLORADO (W, 10-7)
Last Relief	4/29/22, at Oklahoma (L, 14-2)



WESLEY
Moore

LEFT-HANDED PITCHER

YR HT WT B/T
R-JR 6-2 200 L/L

HOMETOWN
SURREY, BRITISH COLUMBIA
PREV SCHOOL
CSUN

SEASON STATS

W-L	ERA	G-GS	SV	IP	BB	SO	WHIP
0-0	7.31	8-4	0	16.0	21	30	2.50

SV/OPP	IRS/IR	BB/9	K/9	K/BB
0/0	5/5	11.8	16.8	1.4

NOTES

- Career-long outing vs Creighton (career-high 8 K)
- Made first appearance in nearly a year against Arizona
- Made two appearances last season before injury (Tommy John surgery)
- Transferred after two seasons at CSUN
- Made 32 appearances (20 starts) for Matadors with a 6-10 record and 5.63 ERA
- Named to Team Canada Junior National Team and pitched at 18U World Junior Cup
- 1 of 3 Canadians on roster

CAREER STATS

YEAR	ERA	W	L	APP	GS	CG	SHO	CBO	SV	IP	H	R	ER	BB	SO	2B	3B	HR	BF	B/AVG	WP	HBP	BK	SFA	SHA
2020	--	--	--	--	--	--	--	--	--	--	--	--	--	--	--	--	--	--	--	--	--	--	--	--	--
2021	0.00	0	0	2	0	0	0	0	0	0.2	0	0	0	4	1	0	0	0	6	.000	0	0	0	0	0
2022	7.31	0	0	8	4	0	0	0	0	16.0	19	16	13	21	30	4	0	1	91	.302	3	6	0	1	0
TOTAL	7.02	0	0	10	4	0	0	0	0	16.2	19	16	13	25	31	4	0	1	97	.292	3	6	0	1	0

SEASON HIGHS

Category	Highs	Opponent (last time)	Date
IP	3.2	at Oklahoma	4/30/22
H	6	at Oklahoma	4/30/22
R	3	at Cal State Fullerton	3/1/22
ER	3	at Cal State Fullerton	3/1/22
BB	4	2x (OMAHA)	4/19/22
K	8	CREIGHTON	4/5/22

CAREER HIGHS

Category	Highs	Opponent (last time)	Date
IP	3.2	at Oklahoma	4/30/22
H	6	at Oklahoma	4/30/22
R	3	at Cal State Fullerton	3/1/22
ER	3	at Cal State Fullerton	3/1/22
BB	4	2x (OMAHA)	4/19/22
K	8	CREIGHTON	4/5/22

LAST TIME

Last Win	--
Last Loss	--
Last Save	--
Last Appearance	4/30/22, at Oklahoma (L, 22-10)
Last Start	4/26/22, at Nebraska (L, 8-6)
Last Relief	4/30/22, at Oklahoma (L, 22-10)

KEEPING TRACK (RELIEF)

	2020	2021	2022	CAREER
2.0+ IP	--	0	1	1
3+ K	--	0	1	1
In 2+ IP...				
Walked None	--	0	0	0
Allowed 0 Runs	--	0	0	0
Allowed 2 or Fewer Runs	--	0	1	1
Allowed 0 Hits	--	0	0	0



COLLIN Rothermel

RIGHT-HANDED PITCHER

YR HT WT B/T
FR 6-1 175 R/R

HOMETOWN
SAN DIEGO, CALIF.

PREV SCHOOL
RANCHO BERNARDO HS

SEASON STATS

W-L	ERA	G-GS	SV	IP	BB	SO	WHIP
0-0	4.40	5-2	1	14.2	6	13	1.74

SV/OPP	IRS/IR	BB/9	K/9	K/BB
1/1	1/1	3.8	8.2	2.2

NOTES

- Five innings of relief vs Nebraska (first career save)
- Made start vs Auburn (scheduled short start)
- Rated as No. 64 RHP in California by Perfect Game
- Career high school record of 11-7 with a 2.84 ERA and 100 strikeouts
- As a senior, went 8-4 with a 2.30 ERA and 64 strikeouts in 67 innings
- Went 1-0 with a 3.36 ERA and seven strikeouts in 8.1 IP in junior season

CAREER STATS

YEAR	ERA	W	L	APP	GS	CG	SHO	CBO	SV	IP	H	R	ER	BB	SO	2B	3B	HR	BF	B/AVG	WP	HBP	BK	SFA	SHA
2022	4.40	0	0	5	2	0	0	1	1	14.1	17	9	7	6	13	1	2	1	69	.293	1	2	0	2	1
TOTAL	4.40	0	0	5	2	0	0	1	1	14.1	17	9	7	6	13	1	2	1	69	.293	1	2	0	2	1

SEASON HIGHS

Category	Highs	Opponent (last time)	Date
IP	5.0	2x (AIR FORCE)	3/23/22
H	5	3x (at TCU)	3/27/22
R	3	2x (AIR FORCE)	3/23/22
ER	3	NEBRASKA	3/9/22
BB	3	AIR FORCE	3/23/22
K	6	AIR FORCE	3/23/22

CAREER HIGHS

Category	Highs	Opponent (last time)	Date
IP	5.0	2x (AIR FORCE)	3/23/22
H	5	3x (at TCU)	3/27/22
R	3	2x (AIR FORCE)	3/23/22
ER	3	NEBRASKA	3/9/22
BB	3	AIR FORCE	3/23/22
K	6	AIR FORCE	3/23/22

KEEPING TRACK (RELIEF)

	2022	CAREER
2.0+ IP	1	1
3+ K	1	1
In 2+ IP...		
Walked None	0	0
Allowed 0 Runs	0	0
Allowed 2 or Fewer Runs	0	0
Allowed 0 Hits	0	0

LAST TIME

Last Win	--
Last Loss	--
Last Save	3/9/22, NEBRASKA (W, 6-4)
Last Appearance	3/27/22, at #19 TCU (L, 11-3)
Last Start	3/23/22, AIR FORCE (L, 4-3)
Last Relief	3/27/22, at #19 TCU (L, 11-3)



BLAKE Corsentino

RIGHT-HANDED PITCHER

YR HT WT B/T
SO 6-4 210 L/R

HOMETOWN
VENTURA, CALIF.

PREV SCHOOL
SANTA BARBARA CITY COLLEGE

SEASON STATS

W-L	ERA	G-GS	SV	IP	BB	SO	WHIP
3-4	3.60	16-3	2	45.0	10	39	1.27

SV/OPP	IRS/IR	BB/9	K/9	K/BB
2/2	2/10	2.0	7.8	3.9

NOTES

- Tied for team lead in total appearances (13 relief, 3 starts)
- 7.2 scoreless innings of relief at CSUB (earned win)
- Played one season at Santa Barbara City College
- In seven starts, went 3-4 with a 3.13 ERA (13 ER, 37.1 IP) with 33 strikeouts (5 BB)
- One season for Division II Cal State Easy Bay in 2019
- In 13 appearances, went 3-5 with a 7.64 ERA (43 ER, 50.2 IP) with 29 strikeouts
- In junior season in high school, posted 0.74 ERA (4 ER, 38 IP) and 22 strikeouts

CAREER STATS

YEAR	ERA	W	L	APP	GS	CG	SHO	CBO	SV	IP	H	R	ER	BB	SO	2B	3B	HR	BF	B/AVG	WP	HBP	BK	SFA	SHA
2022	3.60	3	4	16	3	0	0	0	2	45.0	47	24	18	10	39	17	1	4	192	.267	1	2	0	3	1
TOTAL	3.60	3	4	16	3	0	0	0	2	45.0	47	24	18	10	39	17	1	4	192	.267	1	2	0	3	1

SEASON HIGHS

Category	Highs	Opponent (last time)	Date
IP	7.2	at CSU Bakersfield	2/27/22
H	7	2x (at Texas Tech)	4/9/22
R	8	at Texas Tech	4/9/22
ER	5	at Loyola Marymount	3/6/22
BB	2	2x (TEXAS)	4/16/22
K	9	CREIGHTON	4/5/22

CAREER HIGHS

Category	Highs	Opponent (last time)	Date
IP	7.2	at CSU Bakersfield	2/27/22
H	7	2x (at Texas Tech)	4/9/22
R	8	at Texas Tech	4/9/22
ER	5	at Loyola Marymount	3/6/22
BB	2	2x (TEXAS)	4/16/22
K	9	CREIGHTON	4/5/22

KEEPING TRACK (RELIEF)

	2022	CAREER
2.0+ IP	9	9
3+ K	5	5
In 2+ IP...		
Walked None	5	5
Allowed 0 Runs	5	5
Allowed 2 or Fewer Runs	9	9
Allowed 0 Hits	1	1

LAST TIME

Last Win	5/1/22, at Oklahoma (W, 8-7)
Last Loss	4/16/22, TEXAS (L, 4-2)
Last Save	4/24/22, UC IRVINE (W, 5-3)
Last Appearance	5/3/22, WICHITA STATE (W, 3-1)
Last Start	4/9/22, at Texas Tech (L, 14-0)
Last Relief	5/3/22, WICHITA STATE (W, 3-1)



GERMAN
Fajardo

RIGHT-HANDED PITCHER

YR HT WT B/T
SO 5-11 165 R/R

HOMETOWN
NOGALES, ARIZ.
PREV SCHOOL
ARIZONA

SEASON STATS

W-L	ERA	G-GS	SV	IP	BB	SO	WHIP
4-1	2.37	12-3	1	30.1	20	44	1.42

SV/OPP	IRS/IR	BB/9	K/9	K/BB
1/1	6/10	5.9	13.0	2.2

NOTES

- Career high in IP and strikeouts in start vs. Wichita State
- First career save vs Central Connecticut (2 IP, 4 K)
- Spent two seasons at Arizona (CWS team in 2021)
- Did not appear in a game in 2020, made one appearance in 2021
- Collegiate debut against Ball State, recoding one out and allowed one run
- Pitched for Alaska Goldpanners of the Alaska League during summer
- Went 3-0 with a 2.07 ERA with 36 strikeouts and 11 walks

CAREER STATS

YEAR	ERA	W	L	APP	GS	CG	SHO	CBO	SV	IP	H	R	ER	BB	SO	2B	3B	HR	BF	B/AVG	WP	HBP	BK	SFA	SHA
2022	2.37	4	1	12	3	0	0	0	1	30.1	23	11	8	20	44	5	0	2	137	.204	5	2	0	2	0
TOTAL	2.37	4	1	12	3	0	0	0	1	30.1	23	11	8	20	44	5	0	2	137	.204	5	2	0	2	0

SEASON HIGHS

Category	Highs	Opponent (last time)	Date
IP	6.0	WICHITA STATE	5/3/22
H	4	2x (NORTHERN COLORADO)	3/29/22
R	3	2x (UC IRVINE)	4/22/22
ER	3	2x (UC IRVINE)	4/22/22
BB	4	UC IRVINE	4/22/22
K	10	WICHITA STATE	5/3/22

CAREER HIGHS

Category	Highs	Opponent (last time)	Date
IP	6.0	WICHITA STATE	5/3/22
H	4	2x (NORTHERN COLORADO)	3/29/22
R	3	2x (UC IRVINE)	4/22/22
ER	3	2x (UC IRVINE)	4/22/22
BB	4	UC IRVINE	4/22/22
K	10	WICHITA STATE	5/3/22

KEEPING TRACK (RELIEF)

	2022	CAREER
2.0+ IP	6	6
3+ K	5	5
In 2+ IP...		
Walked None	1	1
Allowed 0 Runs	1	1
Allowed 2 or Fewer Runs	6	6
Allowed 0 Hits	0	0

LAST TIME

Last Win	4/22/22, UC IRVINE (W, 13-8)
Last Loss	--
Last Save	3/13/22, CENTRAL CONN STATE (W, 5-2)
Last Appearance	4/26/22, at Nebraska (L, 8-6)
Last Start	4/18/22, at Wichita State (W, 12-1)
Last Relief	4/26/22, at Nebraska (L, 8-6)



BEN
Weber

RIGHT-HANDED PITCHER

YR HT WT B/T
SO 6-0 215 R/R

HOMETOWN
OMAHA, NEB.
PREV SCHOOL
SOUTHEAST CC

SEASON STATS

W-L	ERA	G-GS	SV	IP	BB	SO	WHIP
0-0	10.61	4-0	0	9.1	11	12	2.14

SV/OPP	IRS/IR	BB/9	K/9	K/BB
0/0	0/1	10.6	11.5	1.1

NOTES

- Made first appearance of season vs Oklahoma State
- Held OSU hitless over three innings with 3 K and BB
- Played two seasons at Southeast CC
- Made 16 career appearances (15 starts), going 6-4 with a 4.57 ERA
- Struck out 95 over 63 career innings
- In 2021, went 2-4 in 11 starts striking out 63 in 42 innings

CAREER STATS

YEAR	ERA	W	L	APP	GS	CG	SHO	CBO	SV	IP	H	R	ER	BB	SO	2B	3B	HR	BF	B/AVG	WP	HBP	BK	SFA	SHA
2022	10.61	0	0	4	0	0	0	0	0	9.1	9	11	11	11	12	3	1	2	47	.257	0	1	0	0	0
TOTAL	10.61	0	0	4	0	0	0	0	0	9.1	9	11	11	11	12	3	1	2	47	.257	0	1	0	0	0

SEASON HIGHS

Category	Highs	Opponent (last time)	Date
IP	3.0	2x (at Wichita State)	4/18/22
H	6	at Oklahoma	4/29/22
R	7	at Oklahoma	4/29/22
ER	7	at Oklahoma	4/29/22
BB	4	at Wichita State	4/18/22
K	4	at Wichita State	4/18/22

CAREER HIGHS

Category	Highs	Opponent (last time)	Date
IP	3.0	2x (at Wichita State)	4/18/22
H	6	at Oklahoma	4/29/22
R	7	at Oklahoma	4/29/22
ER	7	at Oklahoma	4/29/22
BB	4	at Wichita State	4/18/22
K	4	at Wichita State	4/18/22

KEEPING TRACK (RELIEF)

	2022	CAREER
2.0+ IP	2	2
3+ K	3	3
In 2+ IP...		
Walked None	0	0
Allowed 0 Runs	2	2
Allowed 2 or Fewer Runs	2	2
Allowed 0 Hits	1	1

LAST TIME

Last Win	--
Last Loss	--
Last Save	--
Last Appearance	4/29/22, at Oklahoma (L, 14-2)
Last Start	--
Last Relief	4/29/22, at Oklahoma (L, 14-2)



GRIFIN Hassall

RIGHT-HANDED PITCHER

YR HT WT B/T
JR 6-3 195 R/R

HOMETOWN
NEWMARKET, ONTARIO
PREV SCHOOL
BILL CROTHERS

SEASON STATS

W-L	ERA	G-GS	SV	IP	BB	SO	WHIP
4-5	6.52	13-8	0	49.2	19	36	1.43

SV/OPP	IRS/IR	BB/9	K/9	K/BB
0/1	0/0	3.4	6.5	1.9

NOTES

- Made six straight weekend starts after two midweek starts
- Tied for third on team in total appearances (7 starts, 5 relief)
- Started 9 series openers in 2019
- Back-to-back wins against top-25 teams in 2019 (at Texas, vs TCU)
- Career-high 7.2 IP vs TCU on April 18, 2019
- Invited to Junior National Team Selection Camp for Team Canada in 2018

CAREER STATS

YEAR	ERA	W	L	APP	GS	CG	SHO	CBO	SV	IP	H	R	ER	BB	SO	2B	3B	HR	BF	B/AVG	WP	HBP	BK	SFA	SHA
2019	4.42	2	3	14	10	0	0	0	0	57.0	49	34	28	25	37	11	2	3	252	.233	4	11	1	1	5
2020	0.00	0	0	2	0	0	0	1	0	2.0	1	0	0	0	1	0	0	0	7	.143	0	0	0	0	0
2021	7.56	0	0	6	0	0	0	1	0	8.1	8	12	7	9	5	0	1	2	44	.250	2	1	0	2	0
2022	6.52	4	5	13	8	0	0	0	0	49.2	52	41	36	19	36	10	4	7	223	.267	4	2	0	2	5
TOTAL	5.46	6	8	35	18	0	0	2	0	117.0	110	87	71	53	79	21	7	12	526	.248	10	14	1	5	10

SEASON HIGHS

Category	Highs	Opponent (last time)	Date
IP	6.0	UC IRVINE	4/24/22
H	10	at TCU	3/27/22
R	13	at Oklahoma	4/30/22
ER	13	at Oklahoma	4/30/22
BB	5	at Oklahoma	4/30/22
K	6	2x (TEXAS)	4/14/22

CAREER HIGHS

Category	Highs	Opponent (last time)	Date
IP	7.2	TCU	4/18/19
H	11	at KU	5/17/19
R	13	at Oklahoma	4/30/22
ER	13	at Oklahoma	4/30/22
BB	5	at Oklahoma	4/30/22
K	7	UTRGV	3/15/19

KEEPING TRACK (RELIEF)

	2019	2020	2021	2022	CAREER
2.0+ IP	2	0	1	4	7
3+ K	0	0	1	2	2
In 2+ IP...					
Walked None	0	0	0	2	2
Allowed 0 Runs	1	0	1	2	4
Allowed 2 or Fewer Runs	1	0	1	4	6
Allowed 0 Hits	0	0	0	1	1

LAST TIME

Last Win	4/24/22, UC IRVINE (W, 5-3)
Last Loss	4/30/22, at Oklahoma (L, 22-10)
Last Save	--
Last Appearance	4/30/22, at Oklahoma (L, 22-10)
Last Start	4/30/22, at Oklahoma (L, 22-10)
Last Relief	3/20/22, MOREHEAD STATE (W, 9-6)



GRANT Nicholson

LEFT-HANDED PITCHER

YR HT WT B/T
R-FR 6-1 205 L/L

HOMETOWN
HOLT, MO.
PREV SCHOOL
KEARNEY HS

SEASON STATS

W-L	ERA	G-GS	SV	IP	BB	SO	WHIP
0-0	0.00	1-0	0	1.0	1	3	1.00

SV/OPP	IRS/IR	BB/9	K/9	K/BB
0	0.0	9.0	27.0	3.0

NOTES

- Made collegiate debut against UC Irvine (1 IP, 3 K, BB)
- Did not appear in a game in 2021 (redshirt)
- One of three LHP on K-State's roster
- Three-year letterwinner and two-time all-conference selection at Kearney HS
- Career ERA of 2.20 with 185 strikeouts at Kearney
- Threw perfect game in 2019 vs. Smithville (15 strikeouts)
- Rated No. 2 LHP in Missouri by Perfect Game

CAREER STATS

YEAR	ERA	W	L	APP	GS	CG	SHO	CBO	SV	IP	H	R	ER	BB	SO	2B	3B	HR	BF	B/AVG	WP	HBP	BK	SFA	SHA
2021					REDSHIRT																				
2022	0.00	0	0	1	0	0	0	0	0	1.0	1	0	0	1	3	0	0	0	5	.250	0	0	0	0	0
TOTAL	0.00	0	0	1	0	0	0	0	0	1.0	1	0	0	1	3	0	0	0	5	.250	0	0	0	0	0

SEASON HIGHS

Category	Highs	Opponent (last time)	Date
IP	1.0	UC IRVINE	4/23/22
H	--	--	--
R	--	--	--
ER	--	--	--
BB	1	UC IRVINE	4/23/22
K	3	UC IRVINE	4/23/22

CAREER HIGHS

Category	Highs	Opponent (last time)	Date
IP	1.0	UC IRVINE	4/23/22
H	--	--	--
R	--	--	--
ER	--	--	--
BB	1	UC IRVINE	4/23/22
K	3	UC IRVINE	4/23/22

KEEPING TRACK (RELIEF)

	2021	2022	CAREER
2.0+ IP	0	0	0
3+ K	0	1	1
In 2+ IP...			
Walked None	0	0	0
Allowed 0 Runs	0	0	0
Allowed 2 or Fewer Runs	0	0	0
Allowed 0 Hits	0	0	0

LAST TIME

Last Win	--
Last Loss	--
Last Save	--
Last Appearance	4/23/22, UC IRVINE (L, 16-7)
Last Start	--
Last Relief	4/23/22, UC IRVINE (L, 16-7)



KEVIN Mannell

RIGHT-HANDED PITCHER

YR HT WT B/T
FR 6-4 205 R/R

HOMETOWN
TOPEKA, KAN.
PREV SCHOOL
SEAMAN HS

SEASON STATS

W-L	ERA	G-GS	SV	IP	BB	SO	WHIP
0-0	0.00	0-0	0	0.0	0	0	0.00

SV/OPP	IRS/IR	BB/9	K/9	K/BB
0	0.0	0.0	0.0	0.0

NOTES

- Rated as No. 4 RHP in and No. 21 overall in Kansas by Perfect Game
- First Team All-Centennial League
- Went 6-2 with a 0.45 ERA and 40 strikeouts in his senior season

CAREER STATS

YEAR	ERA	W	L	APP	GS	CG	SHO	CBO	SV	IP	H	R	ER	BB	SO	2B	3B	HR	BF	B/AVG	WP	HBP	BK	SFA	SHA
2022	--	--	--	--	--	--	--	--	--	--	--	--	--	--	--	--	--	--	--	--	--	--	--	--	--
TOTAL	--	--	--	--	--	--	--	--	--	--	--	--	--	--	--	--	--	--	--	--	--	--	--	--	--

SEASON HIGHS

Category	Highs	Opponent (last time)	Date
IP	--	--	--
H	--	--	--
R	--	--	--
ER	--	--	--
BB	--	--	--
K	--	--	--

CAREER HIGHS

Category	Highs	Opponent (last time)	Date
IP	--	--	--
H	--	--	--
R	--	--	--
ER	--	--	--
BB	--	--	--
K	--	--	--

KEEPING TRACK (RELIEF)

	2022	CAREER
2.0+ IP	0	0
3+ K	0	0
In 2+ IP...		
Walked None	0	0
Allowed 0 Runs	0	0
Allowed 2 or Fewer Runs	0	0
Allowed 0 Hits	0	0

LAST TIME

Last Win	--
Last Loss	--
Last Save	--
Last Appearance	--
Last Start	--
Last Relief	--



DILLON Pearson

RIGHT-HANDED PITCHER

YR HT WT B/T
FR 6-2 210 R/R

HOMETOWN
SAN MARCOS, CALIF.
PREV SCHOOL
SAN MARCOS HS

SEASON STATS

W-L	ERA	G-GS	SV	IP	BB	SO	WHIP
0-0	0.00	2-0	0	1.0	3	2	5.00

SV/OPP	IRS/IR	BB/9	K/9	K/BB
0/0	3/3	27.0	18.0	0.7

NOTES

- Made first appearance at TTU since opening weekend (2 BB, 0.0 IP)
- Struck out two in an inning in K-State debut vs Auburn
- Rated as No. 83 RHP in California by Perfect Game
- In senior season, went 1-0 with a 5.36 ERA (12 ER, 15.2 IP) with 25 strikeouts
- Helped San Marcos reach semifinal round of 2021 CIF San Diego Section tour

CAREER STATS

YEAR	ERA	W	L	APP	GS	CG	SHO	CBO	SV	IP	H	R	ER	BB	SO	2B	3B	HR	BF	B/AVG	WP	HBP	BK	SFA	SHA
2022	0.00	0	0	2	0	0	0	0	0	1.0	1	0	0	3	2	0	0	0	8	.250	3	1	0	0	0
TOTAL	0.00	0	0	2	0	0	0	0	0	1.0	1	0	0	3	2	0	0	0	8	.250	3	1	0	0	0

SEASON HIGHS

Category	Highs	Opponent (last time)	Date
IP	1.0	vs Auburn	2/20/22
H	1	vs Auburn	2/20/22
R	--	--	--
ER	--	--	--
BB	2	at Texas Tech	3/9/22
K	2	vs Auburn	2/20/22

CAREER HIGHS

Category	Highs	Opponent (last time)	Date
IP	1.0	vs Auburn	2/20/22
H	1	vs Auburn	2/20/22
R	--	--	--
ER	--	--	--
BB	2	at Texas Tech	3/9/22
K	2	vs Auburn	2/20/22

KEEPING TRACK (RELIEF)

	2022	CAREER
2.0+ IP	0	0
3+ K	0	0
In 2+ IP...		
Walked None	0	0
Allowed 0 Runs	0	0
Allowed 2 or Fewer Runs	0	0
Allowed 0 Hits	0	0

LAST TIME

Last Win	--
Last Loss	--
Last Save	--
Last Appearance	3/9/22, at Texas Tech (L, 14-0)
Last Start	--
Last Relief	3/9/22, at Texas Tech (L, 14-0)



LANDRY
Jurecka

RIGHT-HANDED PITCHER

YR HT WT B/T
FR 6-2 195 R/R

HOMETOWN
GREENWOOD, ARK.
PREV SCHOOL
GREENWOOD HS

SEASON STATS

W-L	ERA	G-GS	SV	IP	BB	SO	WHIP
1-1	7.27	6-0	0	8.2	2	10	1.27

SV/OPP	IRS/IR	BB/9	K/9	K/BB
0/0	1/7	2.0	10.3	5.0

NOTES

- First career win vs Central Connecticut (3 IP, 1 H, 3 K)
- 1.1 scoreless innings in debut at CSUB
- Twice named all-state at Greenwood
- Helped Bulldogs to 6A state title in 2018 with a 32-3 record
- In his senior season, struck out 96 batters over 59 innings, (8-2, 1.08 ERA)
- As a freshman, went 8-0 with a 1.75 ERA with 34 strikeouts in 66.2 IP

CAREER STATS

YEAR	ERA	W	L	APP	GS	CG	SHO	CBO	SV	IP	H	R	ER	BB	SO	2B	3B	HR	BF	B/AVG	WP	HBP	BK	SFA	SHA
2022	7.27	1	1	6	0	0	0	0	0	8.2	9	7	7	2	10	4	0	1	37	.265	1	1	0	0	0
TOTAL	7.27	1	1	6	0	0	0	0	0	8.2	9	7	7	2	10	4	0	1	37	.265	1	1	0	0	0

SEASON HIGHS

Category	Highs	Opponent (last time)	Date
IP	3.0	CENTRAL CONN STATE	3/13/22
H	3	2x (at Wichita State)	4/18/22
R	3	at TCU	3/26/22
ER	3	at TCU	3/26/22
BB	2	at TCU	3/26/22
K	3	2x (NORTHERN COLORADO)	3/29/22

CAREER HIGHS

Category	Highs	Opponent (last time)	Date
IP	3.0	CENTRAL CONN STATE	3/13/22
H	3	2x (at Wichita State)	4/18/22
R	3	at TCU	3/26/22
ER	3	at TCU	3/26/22
BB	2	at TCU	3/26/22
K	3	2x (NORTHERN COLORADO)	3/29/22

KEEPING TRACK (RELIEF)

	2022	CAREER
2.0+ IP	2	2
3+ K	2	2
In 2+ IP...		
Walked None	2	2
Allowed 0 Runs	0	0
Allowed 2 or Fewer Runs	2	2
Allowed 0 Hits	0	0

LAST TIME

Last Win	3/13/22, CENTRAL CONN STATE (W, 5-2)
Last Loss	3/26/22, at #19 TCU (L, 14-5)
Last Save	--
Last Appearance	4/18/22, at Wichita State (W, 12-1)
Last Start	--
Last Relief	4/18/22, at Wichita State (W, 12-1)



DOM
Hughes

OUTFIELDER

YR **SO** HT **5-9** WT **170** B/T **L/L**

HOMETOWN
BOSTON, MASS.
PREV SCHOOL
NORTH OCONEE HS

SEASON STATS

AVG/OBP/SLG	AB	R	H	HR	RBI	BB
.226/.333/.396	53	19	12	2	4	7

SB-ATT	W/RISP	W/2 OUTS	2-OUT RBI
0-0	2-13 (.154)	0-12 (.000)	0

NOTES

- Started 14 games in the outfield
- Hit second homer of the season at TCU (first career multi-hit game)
- Played in 24 games (10 starts) last season, hitting .182
- Played for Alaska Goldpanners of Alaska League last summer
- Attended Norman (Okla.) North HS before graduating from North Oconee HS in Athens, Ga.
- Son of head coach Pete Hughes (second son to play at K-State)

CAREER STATS

YEAR	AVG	GP	GS	AB	R	H	2B	3B	HR	RBI	TB	SLG%	BB	HBP	SO	GDP	OB%	SF	SH	SB	ATT	PO	A	E	FLD%
2020	.273	8	1	11	2	3	1	0	0	3	4	.364	1	0	1	0	.333	0	0	0	1	1	0	0	1.000
2021	.182	24	10	44	7	8	2	1	1	4	15	.341	10	0	9	0	.333	0	1	1	2	13	0	1	.929
2022	.226	30	14	53	19	12	3	0	2	4	21	.396	7	2	9	0	.333	1	5	0	0	23	0	0	1.000
TOTAL	.213	62	25	108	28	23	6	1	3	11	40	.370	18	2	19	0	.333	1	6	1	3	37	0	1	.974

SEASON HIGHS

Category	Highs	Opponent (last time)	Date
H	2	3x (at Wichita State)	4/18/22
RBI	1	3x (TEXAS)	4/15/22
HR	1	2x (at TCU)	3/26/22
SB	--	--	--
BB	2	OKLAHOMA STATE	4/2/22
R	3	2x (at Wichita State)	4/18/22

CAREER HIGHS

Category	Highs	Opponent (last time)	Date
H	2	3x (at Wichita State)	4/18/22
RBI	2	2x (at Rice)	3/13/21
HR	1	3x (at TCU)	3/26/22
SB	1	TEXAS TECH	4/3/21
BB	3	TEXAS TECH	4/3/21
R	3	2x (at Wichita State)	4/18/22

KEEPING TRACK

	2020	2021	2022	CAREER
Multi-Hit Games	0	0	3	3
4+-Hit Games	0	0	0	0
Multi-RBI Games	1	1	0	2
Multi-HR Games	0	0	0	0
Multi-Stolen Base Games	0	0	0	0

LAST 5 GAMES:

1-4, R

LAST 10 GAMES:

3-12, BB, RBI, 6 R

CURRENT HITTING STREAK:

--

CURRENT ON-BASE STREAK:

--



DYLAN
Huff

INFIELDER

YR **FR** HT **5-11** WT **175** B/T **R/R**

HOMETOWN
PARKVILLE, MO.
PREV SCHOOL
PARK HILL SOUTH HS

SEASON STATS

AVG/OBP/SLG	AB	R	H	HR	RBI	BB
.000/.000/.000	0	0	0	0	0	0

SB-ATT	W/RISP	W/2 OUTS	2-OUT RBI
0-0	0-0 (.000)	0-0 (.000)	0

NOTES

- Rated as No. 9 shortstop and 30th overall player in Missouri by Perfect Game
- Helped Park Hill South win Red Suburban Conference title
- Twice named first team all-conference and once second team all-conference
- First team all-state as senior
- Set program's single-season records in steals, hits, RBI, runs scored and saves

CAREER STATS

YEAR	AVG	GP	GS	AB	R	H	2B	3B	HR	RBI	TB	SLG%	BB	HBP	SO	GDP	OB%	SF	SH	SB	ATT	PO	A	E	FLD%
2022	--	--	--	--	--	--	--	--	--	--	--	--	--	--	--	--	--	--	--	--	--	--	--	--	--
TOTAL	--	--	--	--	--	--	--	--	--	--	--	--	--	--	--	--	--	--	--	--	--	--	--	--	--

SEASON HIGHS

Category	Highs	Opponent (last time)	Date
H	--	--	--
RBI	--	--	--
HR	--	--	--
SB	--	--	--
BB	--	--	--
R	--	--	--

CAREER HIGHS

Category	Highs	Opponent (last time)	Date
H	--	--	--
RBI	--	--	--
HR	--	--	--
SB	--	--	--
BB	--	--	--
R	--	--	--

KEEPING TRACK

	2022	CAREER
Multi-Hit Games	0	0
4+-Hit Games	0	0
Multi-RBI Games	0	0
Multi-HR Games	0	0
Multi-Stolen Base Games	0	0

LAST 5 GAMES:

--

LAST 10 GAMES:

--

CURRENT HITTING STREAK:

--

CURRENT ON-BASE STREAK:

--



DOMINIC
Johnson

OUTFIELDER

YR HT WT B/T
SO 5-9 185 R/R

HOMETOWN
EDMOND, OKLA.

PREV SCHOOL
OKLAHOMA STATE

SEASON STATS

AVG/OBP/SLG	AB	R	H	HR	RBI	BB
.353/.436/.584	173	37	61	8	33	22

SB-ATT	W/RISP	W/2 OUTS	2-OUT RBI
10-12	17-37 (.459)	14-41 (.341)	12

NOTES

- First Wildcat since 1988 to hit two homers in one inning vs UC Irvine
- 16-game hitting streak snapped at TCU (longest by a Wildcat since 2010)
- Nine straight games with 2 or more hits from March 6-20
- Played one season at Oklahoma State
- Made five starts in the outfield and appeared in 10 games in 2021
- Hit .154 with three walks, stolen base and five runs scored
- Rated as No. 1 outfielder and No. 5 player overall in Oklahoma out of high school

CAREER STATS

YEAR	AVG	GP	GS	AB	R	H	2B	3B	HR	RBI	TB	SLG%	BB	HBP	SO	GDP	OB%	SF	SH	SB	ATT	PO	A	E	FLD%
2022	.353	44	44	173	37	61	16	0	8	33	101	.584	22	5	39	2	.436	2	0	10	12	68	4	3	.960
TOTAL	.353	44	44	173	37	61	16	0	8	33	101	.584	22	5	39	2	.436	2	0	10	12	68	4	3	.960

SEASON HIGHS

Category	Highs	Opponent (last time)	Date
H	4	MOREHEAD STATE	3/18/22
RBI	6	UC IRVINE	4/22/22
HR	2	UC IRVINE	4/22/22
SB	1	10x (at Oklahoma)	5/1/22
BB	3	OMAHA	4/19/22
R	4	MOREHEAD STATE	3/19/22

CAREER HIGHS

Category	Highs	Opponent (last time)	Date
H	4	MOREHEAD STATE	3/18/22
RBI	6	UC IRVINE	4/22/22
HR	2	UC IRVINE	4/22/22
SB	1	10x (at Oklahoma)	5/1/22
BB	3	OMAHA	4/19/22
R	4	MOREHEAD STATE	3/19/22

KEEPING TRACK

	2022	CAREER
Multi-Hit Games	19	19
4+-Hit Games	1	1
Multi-RBI Games	9	9
Multi-HR Games	1	1
Multi-Stolen Base Games	0	0

LAST 5 GAMES:

4-16, 2B, HR, 3 RBI, 3 BB

LAST 10 GAMES:

8-33, 2B, 3 HR, 12 RBI, 7 BB

CURRENT HITTING STREAK:

--

CURRENT ON-BASE STREAK:

5 games



ORLANDO
Salinas Jr.

INFIELDER

YR HT WT B/T
SO 5-11 185 L/R

HOMETOWN
CORPUS CHRISTI, TEXAS

PREV SCHOOL
OKLAHOMA STATE

SEASON STATS

AVG/OBP/SLG	AB	R	H	HR	RBI	BB
.217/.309/.408	120	17	26	4	20	15

SB-ATT	W/RISP	W/2 OUTS	2-OUT RBI
0-3	11-43 (.256)	7-35 (.200)	4

NOTES

- Made 30 starts at 1B, 2B, SS and DH
- Homered against former team in 7-2 win over OSU
- Played one season at Oklahoma State
- Made one start and appeared in 10 games in 2021
- Went 2-for-13 (.154) with a home run, three RBI and a walk
- Rated as the No. 5 shortstop and No. 18 player overall in Texas by Perfect Game

CAREER STATS

YEAR	AVG	GP	GS	AB	R	H	2B	3B	HR	RBI	TB	SLG%	BB	HBP	SO	GDP	OB%	SF	SH	SB	ATT	PO	A	E	FLD%
2022	.217	40	30	120	17	26	7	2	4	20	49	.408	15	1	41	3	.309	0	1	0	3	96	36	6	.957
TOTAL	.217	40	30	120	17	26	7	2	4	20	49	.408	15	1	41	3	.309	0	1	0	3	96	36	6	.957

SEASON HIGHS

Category	Highs	Opponent (last time)	Date
H	3	MOREHEAD STATE	3/19/22
RBI	2	5x (OKLAHOMA STATE)	4/1/22
HR	1	4x (CREIGHTON)	4/5/22
SB	--	--	--
BB	2	3x (CREIGHTON)	4/5/22
R	2	2x (MOREHEAD STATE)	3/19/22

CAREER HIGHS

Category	Highs	Opponent (last time)	Date
H	3	MOREHEAD STATE	3/19/22
RBI	2	5x (OKLAHOMA STATE)	4/1/22
HR	1	4x (CREIGHTON)	4/5/22
SB	--	--	--
BB	2	3x (CREIGHTON)	4/5/22
R	2	2x (MOREHEAD STATE)	3/19/22

KEEPING TRACK

	2022	CAREER
Multi-Hit Games	4	4
4+-Hit Games	0	0
Multi-RBI Games	5	5
Multi-HR Games	0	0
Multi-Stolen Base Games	0	0

LAST 5 GAMES:

2-5, 2B, RBI

LAST 10 GAMES:

3-12, 2B, 2 RBI

CURRENT HITTING STREAK:

--

CURRENT ON-BASE STREAK:

--



TERRENCE Spurfin

INFIELDER

6

YR HT WT B/T
SR 6-1 190 R/R

HOMETOWN
CYPRESS, TEXAS
PREV SCHOOL
CONCORDIA LUTHERAN HS

SEASON STATS

AVG/OBP/SLG	AB	R	H	HR	RBI	BB
.000/.000/.000	2	0	0	0	0	0

SB-ATT	W/RISP	W/2 OUTS	2-OUT RBI
0-0	0-1 (.000)	0-0 (.000)	0

NOTES

- Voted one of four team captains for 2022 season by teammates
- Left Friday's game with injury
- Lone fifth-year senior on roster
- Career highs in average, OBP and slugging last season
- Missed 20 games due to wrist injury in 2021

CAREER STATS

YEAR	AVG	GP	GS	AB	R	H	2B	3B	HR	RBI	TB	SLG%	BB	HBP	SO	GDP	OB%	SF	SH	SB	ATT	PO	A	E	FLD%
2018	.125	8	0	8	1	1	0	0	0	0	1	.125	0	0	3	0	.125	0	0	0	0	4	1	0	1.000
2019	.274	55	52	186	25	51	8	2	7	32	84	.452	17	0	39	6	.329	4	4	2	3	385	30	3	.993
2020	.210	17	17	62	12	13	5	1	2	18	26	.419	7	1	17	0	.296	1	2	0	1	153	7	0	1.000
2021	.339	37	36	121	23	41	5	1	4	24	60	.496	12	3	31	4	.406	2	1	1	2	291	14	2	.993
2022	.000	1	1	2	0	0	0	0	0	0	0	.000	0	0	1	0	.000	0	0	0	0	4	0	0	1.000
TOTAL	.280	118	106	379	61	106	18	4	13	74	171	.451	36	4	91	10	.343	7	7	3	6	837	52	5	.994

SEASON HIGHS

Category	Highs	Opponent (last time)	Date
H	--	--	--
RBI	--	--	--
HR	--	--	--
SB	--	--	--
BB	--	--	--
R	--	--	--

CAREER HIGHS

Category	Highs	Opponent (last time)	Date
H	4	at Creighton	4/6/19
RBI	5	at Stanford	3/7/20
HR	2	WEST VIRGINIA	5/11/19
SB	1	3x (SOUTH DAKOTA STATE)	3/10/21
BB	3	at Texas	4/9/21
R	3	WEST VIRGINIA	5/11/19

KEEPING TRACK

	2018	2019	2020	2021	2022	CAREER
Multi-Hit Games	0	14	3	13	0	30
4+-Hit Games	0	1	0	0	0	1
Multi-RBI Games	0	7	6	6	0	19
Multi-HR Games	0	1	0	0	0	1
Multi-Stolen Base Games	0	0	0	0	0	0

LAST 5 GAMES:

--

LAST 10 GAMES:

--

CURRENT HITTING STREAK:

--

CURRENT ON-BASE STREAK:

--



BRADY Day

INFIELDER

7

YR HT WT B/T
R-FR 5-11 185 L/R

HOMETOWN
HAMPSTEAD, N.H.
PREV SCHOOL
PINKERTON ACADEMY

SEASON STATS

AVG/OBP/SLG	AB	R	H	HR	RBI	BB
.303/.424/.447	76	20	23	1	9	13

SB-ATT	W/RISP	W/2 OUTS	2-OUT RBI
2-3	7-28 (.250)	4-22 (.182)	5

NOTES

- Hit first career homer vs UC Irvine (tied career high with 3 hits)
- Made first start of career at Cal State Fullerton
- Did not appear in a game in 2021 (redshirt)
- Played for the Princeton WhistlePigs of the Appalachian League last summer
- Slashed .299/.360/.461 with 8 doubles, 5 homers and 33 RBI
- Three-year letterwinner at Pinkerton Academy and named all-state in 2019
- Also lettered in basketball and tied school record with 7 3-pointers in a game

CAREER STATS

YEAR	AVG	GP	GS	AB	R	H	2B	3B	HR	RBI	TB	SLG%	BB	HBP	SO	GDP	OB%	SF	SH	SB	ATT	PO	A	E	FLD%
2021	REDSHIRT																								
2022	.303	32	17	76	20	23	6	1	1	9	34	.447	13	3	9	3	.424	0	2	2	3	8	27	2	.946
TOTAL	.303	32	17	76	20	23	6	1	1	9	34	.447	13	3	9	3	.424	0	2	2	3	8	27	2	.946

SEASON HIGHS

Category	Highs	Opponent (last time)	Date
H	3	3x (UC IRVINE)	4/24/22
RBI	2	3x (UC IRVINE)	4/22/22
HR	1	UC IRVINE	4/24/22
SB	1	2x (at Oklahoma)	4/29/22
BB	3	at Omaha	3/15/22
R	3	at Omaha	3/15/22

CAREER HIGHS

Category	Highs	Opponent (last time)	Date
H	3	3x (UC IRVINE)	4/24/22
RBI	2	3x (UC IRVINE)	4/22/22
HR	1	UC IRVINE	4/24/22
SB	1	2x (at Oklahoma)	4/29/22
BB	3	at Omaha	3/15/22
R	3	at Omaha	3/15/22

KEEPING TRACK

	2022	CAREER
Multi-Hit Games	7	7
4+-Hit Games	0	0
Multi-RBI Games	3	3
Multi-HR Games	0	0
Multi-Stolen Base Games	0	0

LAST 5 GAMES:

0-10, BB, R

LAST 10 GAMES:

9-22, 2B, 3B, HR, 4 RBI

CURRENT HITTING STREAK:

--

CURRENT ON-BASE STREAK:

--



COLE
Johnson

OUTFIELDER

YR **JR** HT **6-1** WT **185** B/T **R/R**

HOMETOWN
SOUTHLAKE, TEXAS
PREV SCHOOL
TCU

SEASON STATS

AVG/OBP/SLG	AB	R	H	HR	RBI	BB
.318/.376/.522	157	22	50	6	29	12

SB-ATT	W/RISP	W/2 OUTS	2-OUT RBI
3-5	19-47 (.404)	23-63 (.365)	20

NOTES

- Leads team in two-out RBI
- Two four-hit games this season
- Transferred from TCU after 2020 season (did not appear in a game for TCU)
- Played one season at Weatherford College
- Hit .318 with 7 HR, 14 2B, 34 RBI and 40 SB at Weatherford
- 40 steals ranked 4th in NJCAA

CAREER STATS

YEAR	AVG	GP	GS	AB	R	H	2B	3B	HR	RBI	TB	SLG%	BB	HBP	SO	GDP	OB%	SF	SH	SB	ATT	PO	A	E	FLD%
2021	.203	25	11	59	11	12	0	0	1	4	15	.254	5	2	19	0	.288	0	0	4	6	12	0	0	1.000
2022	.318	41	41	157	22	50	12	1	6	29	82	.522	12	3	29	5	.376	1	1	3	5	85	2	3	.967
TOTAL	.287	66	52	216	33	62	12	1	7	33	97	.449	17	5	48	5	.351	1	1	7	11	97	2	3	.971

SEASON HIGHS

Category	Highs	Opponent (last time)	Date
H	4	2x (NORTHERN COLORADO)	3/30/22
RBI	5	at Oklahoma	4/30/22
HR	2	at Oklahoma	4/30/22
SB	1	3x (TEXAS)	4/16/22
BB	2	MOREHEAD STATE	3/19/22
R	3	NORTHERN COLORADO	3/30/22

CAREER HIGHS

Category	Highs	Opponent (last time)	Date
H	4	2x (NORTHERN COLORADO)	3/30/22
RBI	5	at Oklahoma	4/30/22
HR	2	at Oklahoma	4/30/22
SB	1	7x (TEXAS)	4/16/22
BB	2	MOREHEAD STATE	3/19/22
R	3	NORTHERN COLORADO	3/30/22

KEEPING TRACK

	2021	2022	CAREER
Multi-Hit Games	2	13	15
4+-Hit Games	0	2	2
Multi-RBI Games	1	7	8
Multi-HR Games	0	1	1
Multi-Stolen Base Games	0	0	0

LAST 5 GAMES:

4-16, 2 HR, 5 RBI

LAST 10 GAMES:

11-37, 3 HR, 10 RBI

CURRENT HITTING STREAK:

3 games

CURRENT ON-BASE STREAK:

3 games



JEFF
Heinrich

INFIELDER

YR **SR** HT **6-0** WT **200** B/T **R/R**

HOMETOWN
LAKE IN THE HILLS, ILL.
PREV SCHOOL
SOUTH CAROLINA

SEASON STATS

AVG/OBP/SLG	AB	R	H	HR	RBI	BB
.307/.333/.693	75	15	23	8	18	2

SB-ATT	W/RISP	W/2 OUTS	2-OUT RBI
0-0	5-20 (.250)	4-20 (.200)	2

NOTES

- 8 of 23 hits have been HRs (started last 11 games)
- Go-ahead grand slam in 7th inning vs Omaha
- Spent two seasons at South Carolina after two seasons at McHenry CC
- Career slash line of .231/.272/.340 with 8 doubles, 2 homers and 24 RBI at USC
- Made 23 starts and appeared in 28 games in 2021 (.220, 6 2B, HR, 10 RBI)
- Hit over .400 each season at McHenry CC
- Rated as No. 4 infielder out of Illinois by Perfect Game

CAREER STATS

YEAR	AVG	GP	GS	AB	R	H	2B	3B	HR	RBI	TB	SLG%	BB	HBP	SO	GDP	OB%	SF	SH	SB	ATT	PO	A	E	FLD%
2022	.307	26	18	75	15	23	5	0	8	18	52	.693	2	1	21	1	.333	0	1	0	0	3	2	0	1.000
TOTAL	.307	26	18	75	15	23	5	0	8	18	52	.693	2	1	21	1	.333	0	1	0	0	3	2	0	1.000

SEASON HIGHS

Category	Highs	Opponent (last time)	Date
H	3	3x (UC IRVINE)	4/23/22
RBI	4	OMAHA	4/19/22
HR	1	8x (at Nebraska)	4/26/22
SB	--	--	--
BB	1	2x (at Wichita State)	4/18/22
R	2	4x (UC IRVINE)	4/23/22

CAREER HIGHS

Category	Highs	Opponent (last time)	Date
H	3	3x (UC IRVINE)	4/23/22
RBI	4	OMAHA	4/19/22
HR	1	8x (at Nebraska)	4/26/22
SB	--	--	--
BB	1	2x (at Wichita State)	4/18/22
R	2	4x (UC IRVINE)	4/23/22

KEEPING TRACK

	2022	CAREER
Multi-Hit Games	6	6
4+-Hit Games	0	0
Multi-RBI Games	6	6
Multi-HR Games	0	0
Multi-Stolen Base Games	0	0

LAST 5 GAMES:

4-18, 2B, HR, 2 RBI

LAST 10 GAMES:

14-39, 5 2B, 4 HR, 11 RBI

CURRENT HITTING STREAK:

2 games

CURRENT ON-BASE STREAK:

2 games



BLAKE
Adams

RHP/DH

10

YR HT WT B/T
JR 6-2 215 R/R

HOMETOWN
SPRINGDALE, ARK.
PREV SCHOOL
ARKANSAS

SEASON STATS

AVG/OBP/SLG	AB	R	H	HR	RBI	BB
.357/.438/.429	14	0	5	0	0	2

SB-ATT	W/RISP	W/2 OUTS	2-OUT RBI
0-0	1-4 (.250)	3-8 (.375)	0

NOTES

- Four starts at DH (started Saturday vs UC Irvine)
- Two hits in first collegiate at-bats at CSU Bakersfield
- Made four Friday night starts on the mound
- Transfer from Arkansas (spent two seasons with Razorbacks)
- Wanted to be a two-way player among reasons he transferred to K-State

CAREER STATS

YEAR	AVG	GP	GS	AB	R	H	2B	3B	HR	RBI	TB	SLG%	BB	HBP	SO	GDP	OB%	SF	SH	SB	ATT	PO	A	E	FLD%
2022	.357	6	4	14	0	5	1	0	0	0	6	.429	2	0	4	1	.438	0	0	0	0	7	8	3	.833
TOTAL	.357	6	4	14	0	5	1	0	0	0	6	.429	2	0	4	1	.438	0	0	0	0	7	8	3	.833

SEASON HIGHS

Category	Highs	Opponent (last time)	Date
H	2	2x (CENTRAL CONN STATE)	3/13/22
RBI	--	--	--
HR	--	--	--
SB	--	--	--
BB	1	2x (TEXAS)	4/16/22
R	--	--	--

CAREER HIGHS

Category	Highs	Opponent (last time)	Date
H	2	2x (CENTRAL CONN STATE)	3/13/22
RBI	--	--	--
HR	--	--	--
SB	--	--	--
BB	1	2x (TEXAS)	4/16/22
R	--	--	--

KEEPING TRACK

	2022	CAREER
Multi-Hit Games	2	2
4+-Hit Games	0	0
Multi-RBI Games	0	0
Multi-HR Games	0	0
Multi-Stolen Base Games	0	0

LAST 5 GAMES:

0-1

LAST 10 GAMES:

1-4

CURRENT HITTING STREAK:

--

CURRENT ON-BASE STREAK:

--



JUSTIN
Mitchell

CATCHER

11

YR HT WT B/T
R-SR 6-0 215 R/R

HOMETOWN
PLATTE CITY, MO.
PREV SCHOOL
OKLAHOMA

SEASON STATS

AVG/OBP/SLG	AB	R	H	HR	RBI	BB
.319/.409/.517	116	22	37	4	16	12

SB-ATT	W/RISP	W/2 OUTS	2-OUT RBI
0-0	9-35 (.257)	14-42 (.333)	0

NOTES

- Started 37 games behind the plate
- Hit fourth HR of season vs UC Irvine Saturday
- Voted one of four team captains by teammates for 2022 season
- Played four seasons at Oklahoma
- Career slash line of .261/.352/.348 in 116 games (87 starts) while at OU
- 15 doubles, four triples, two home runs and 38 RBI in four seasons at OU
- Drafted in 39th round of 2017 MLB Draft by Royals out of high school

CAREER STATS

YEAR	AVG	GP	GS	AB	R	H	2B	3B	HR	RBI	TB	SLG%	BB	HBP	SO	GDP	OB%	SF	SH	SB	ATT	PO	A	E	FLD%
2022	.319	39	38	116	22	37	11	0	4	16	60	.517	12	7	18	3	.409	2	1	0	0	278	35	3	.991
TOTAL	.319	39	38	116	22	37	11	0	4	16	60	.517	12	7	18	3	.409	2	1	0	0	278	35	3	.991

SEASON HIGHS

Category	Highs	Opponent (last time)	Date
H	3	at Texas Tech	4/8/22
RBI	2	4x (UC IRVINE)	4/22/22
HR	1	4x (UC IRVINE)	4/23/22
SB	--	--	--
BB	2	at Wichita State	4/18/22
R	2	5x (at Oklahoma)	5/1/22

CAREER HIGHS

Category	Highs	Opponent (last time)	Date
H	3	at Texas Tech	4/8/22
RBI	2	4x (UC IRVINE)	4/22/22
HR	1	4x (UC IRVINE)	4/23/22
SB	--	--	--
BB	2	at Wichita State	4/18/22
R	2	5x (at Oklahoma)	5/1/22

KEEPING TRACK

	2022	CAREER
Multi-Hit Games	12	12
4+-Hit Games	0	0
Multi-RBI Games	4	4
Multi-HR Games	0	0
Multi-Stolen Base Games	0	0

LAST 5 GAMES:

3-15, 2 2B, RBI, 3 BB

LAST 10 GAMES:

8-23, 2 2B, HR, 4 RBI

CURRENT HITTING STREAK:

--

CURRENT ON-BASE STREAK:

--



CAYDEN Phillips

CATCHER

12

K-STATE WILDCATS

YR HT WT B/T
FR 6-3 205 R/RHOMETOWN
AMARILLO, TEXAS
PREV SCHOOL
AMARILLO HS

SEASON STATS

AVG/OBP/SLG	AB	R	H	HR	RBI	BB
.000/.286/.000	5	0	0	0	0	1

SB-ATT	W/RISP	W/2 OUTS	2-OUT RBI
0-0	0-3 (.000)	0-3 (.000)	0

NOTES

- Pinch hit twice during opening weekend (appeared in 6 games)
- Ranked as No. 14 catcher in Texas by Perfect Game
- Originally committed to DBU
- Voted team captain and co-MVP his senior season at Amarillo
- Named to 2021 Texas 5A all-state team
- Three-time all-district pick

CAREER STATS

YEAR	AVG	GP	GS	AB	R	H	2B	3B	HR	RBI	TB	SLG%	BB	HBP	SO	GDP	OB%	SF	SH	SB	ATT	PO	A	E	FLD%
2022	.000	7	0	6	0	0	0	0	0	0	0	.000	1	1	6	0	.250	0	0	0	0	4	0	0	1.000
TOTAL	.000	7	0	6	0	0	0	0	0	0	0	.000	1	1	6	0	.250	0	0	0	0	4	0	0	1.000

SEASON HIGHS

Category	Highs	Opponent (last time)	Date
H	--	--	--
RBI	--	--	--
HR	--	--	--
SB	--	--	--
BB	1	at Texas Tech	4/9/22
R	--	--	--

CAREER HIGHS

Category	Highs	Opponent (last time)	Date
H	--	--	--
RBI	--	--	--
HR	--	--	--
SB	--	--	--
BB	1	at Texas Tech	4/9/22
R	--	--	--

KEEPING TRACK

	2022	CAREER
Multi-Hit Games	0	0
4+-Hit Games	0	0
Multi-RBI Games	0	0
Multi-HR Games	0	0
Multi-Stolen Base Games	0	0

LAST 5 GAMES:

0-1

LAST 10 GAMES:

0-2

CURRENT HITTING STREAK:

--

CURRENT ON-BASE STREAK:

--



KYAN Lodice

OUTFIELDER

15

K-STATE WILDCATS

YR HT WT B/T
FR 6-2 190 L/RHOMETOWN
OMAHA, NEB.
PREV SCHOOL
MILLARD WEST HS

SEASON STATS

AVG/OBP/SLG	AB	R	H	HR	RBI	BB
.000/.000/.000	0	0	0	0	0	0

SB-ATT	W/RISP	W/2 OUTS	2-OUT RBI
0-0	0-0 (.000)	0-0 (.000)	0

NOTES

- Ranked as top shortstop and third player overall in Nebraska by Perfect Game
- Named second team all-state and team MVP in his senior season
- Played for the Norwich Sea Unicorns of the Futures Collegiate League
- Slashed .262/.373/.426 with five doubles, a home run and 12 RBI last summer

CAREER STATS

YEAR	AVG	GP	GS	AB	R	H	2B	3B	HR	RBI	TB	SLG%	BB	HBP	SO	GDP	OB%	SF	SH	SB	ATT	PO	A	E	FLD%
2022	--	--	--	--	--	--	--	--	--	--	--	--	--	--	--	--	--	--	--	--	--	--	--	--	--
TOTAL	--	--	--	--	--	--	--	--	--	--	--	--	--	--	--	--	--	--	--	--	--	--	--	--	--

SEASON HIGHS

Category	Highs	Opponent (last time)	Date
H	--	--	--
RBI	--	--	--
HR	--	--	--
SB	--	--	--
BB	--	--	--
R	--	--	--

CAREER HIGHS

Category	Highs	Opponent (last time)	Date
H	--	--	--
RBI	--	--	--
HR	--	--	--
SB	--	--	--
BB	--	--	--
R	--	--	--

KEEPING TRACK

	2022	CAREER
Multi-Hit Games	0	0
4+-Hit Games	0	0
Multi-RBI Games	0	0
Multi-HR Games	0	0
Multi-Stolen Base Games	0	0

LAST 5 GAMES:

--

LAST 10 GAMES:

--

CURRENT HITTING STREAK:

--

CURRENT ON-BASE STREAK:

--



CASH
Rugely
INFIELDER

YR **JR** HT **6-0** WT **195** B/T **R/R**

HOMETOWN
ROUND ROCK, TEXAS
PREV SCHOOL
NAVARRO COLLEGE

SEASON STATS

AVG/OBP/SLG	AB	R	H	HR	RBI	BB
.130/.196/.217	46	5	6	1	3	4

SB-ATT	W/RISP	W/2 OUTS	2-OUT RBI
0-0	2-11 (.182)	2-15 (.133)	2

NOTES

- Hit first home run vs Oklahoma State (first start at second base)
- Started at DH and first base this season
- Spent three seasons at Navarro College
- Twice named conference player of the year and all-region (2019, 2021)
- In 2021, slashed .371/.519/.707 with 15 doubles, eight homers, 41 RBI
- Drafted by St. Louis in the 40th round of the 2019 MLB Draft
- Rated as the No. 11 shortstop and No. 95 player in Texas by Perfect Game

CAREER STATS

YEAR	AVG	GP	GS	AB	R	H	2B	3B	HR	RBI	TB	SLG%	BB	HBP	SO	GDP	OB%	SF	SH	SB	ATT	PO	A	E	FLD%
2022	.130	22	9	46	5	6	1	0	1	3	10	.217	4	0	18	1	.196	1	0	0	0	20	5	3	.893
TOTAL	.130	22	9	46	5	6	1	0	1	3	10	.217	4	0	18	1	.196	1	0	0	0	20	5	3	.893

SEASON HIGHS

Category	Highs	Opponent (last time)	Date
H	2	vs Arizona	2/18/22
RBI	2	OKLAHOMA STATE	4/1/22
HR	1	OKLAHOMA STATE	4/1/22
SB	--	--	--
BB	1	4x (at Texas Tech)	4/9/22
R	1	5x (OKLAHOMA STATE)	4/1/22

CAREER HIGHS

Category	Highs	Opponent (last time)	Date
H	2	vs Arizona	2/18/22
RBI	2	OKLAHOMA STATE	4/1/22
HR	1	OKLAHOMA STATE	4/1/22
SB	--	--	--
BB	1	4x (at Texas Tech)	4/9/22
R	1	5x (OKLAHOMA STATE)	4/1/22

KEEPING TRACK

	2022	CAREER
Multi-Hit Games	1	1
4+-Hit Games	0	0
Multi-RBI Games	1	1
Multi-HR Games	0	0
Multi-Stolen Base Games	0	0

LAST 5 GAMES:

0-2, RBI

LAST 10 GAMES:

0-4, RBI

CURRENT HITTING STREAK:

--

CURRENT ON-BASE STREAK:

--



BRENDAN
Jones
OUTFIELDER

YR **FR** HT **5-10** WT **175** B/T **L/L**

HOMETOWN
GREENBRIER, TENN.
PREV SCHOOL
GOODPASTURE CHRISTIAN HS

SEASON STATS

AVG/OBP/SLG	AB	R	H	HR	RBI	BB
.667/.700/.667	6	6	4	0	4	3

SB-ATT	W/RISP	W/2 OUTS	2-OUT RBI
2-2	3-3 (1.000)	1-1 (1.000)	2

NOTES

- Two-run pinch-hit single vs UC Irvine (first RBIs of career)
- First collegiate hit vs Morehead State
- Appeared in 11 games as defensive replacement, pinch hitter
- Ranked as No. 7 outfielder and 34th player overall in Tennessee by Perfect Game
- As a sophomore, hit .442 with 20 RBI, 15 doubles and a .549 OBP
- Played summer ball for the Pittsfield Suns of the Futures Collegiate League
- Slashed .336/.434/.478 with 15 doubles, 32 RBI and 21 steals in 39 games

CAREER STATS

YEAR	AVG	GP	GS	AB	R	H	2B	3B	HR	RBI	TB	SLG%	BB	HBP	SO	GDP	OB%	SF	SH	SB	ATT	PO	A	E	FLD%
2022	.667	21	0	6	6	4	0	0	0	4	4	.667	3	0	0	0	.700	1	0	2	2	7	1	1	.889
TOTAL	.667	21	0	6	6	4	0	0	0	4	4	.667	3	0	0	0	.700	1	0	2	2	7	1	1	.889

SEASON HIGHS

Category	Highs	Opponent (last time)	Date
H	1	4x (at Oklahoma)	4/30/22
RBI	2	2x (UC IRVINE)	4/23/22
HR	--	--	--
SB	2	OMAHA	4/18/22
BB	1	3x (UC IRVINE)	4/23/22
R	2	OMAHA	4/18/22

CAREER HIGHS

Category	Highs	Opponent (last time)	Date
H	1	4x (at Oklahoma)	4/30/22
RBI	2	2x (UC IRVINE)	4/23/22
HR	--	--	--
SB	2	OMAHA	4/18/22
BB	1	3x (UC IRVINE)	4/23/22
R	2	OMAHA	4/18/22

KEEPING TRACK

	2022	CAREER
Multi-Hit Games	0	0
4+-Hit Games	0	0
Multi-RBI Games	1	1
Multi-HR Games	0	0
Multi-Stolen Base Games	1	1

LAST 5 GAMES:

1-1, 2 RBI

LAST 10 GAMES:

2-3, 2 BB, 4 RBI, 3 R

CURRENT HITTING STREAK:

--

CURRENT ON-BASE STREAK:

--



KAELAN
Culpepper

INFIELDER

YR **FR** HT **6-0** WT **185** B/T **R/R**

HOMETOWN
MEMPHIS, TENN.

PREV SCHOOL
ST. BENEDICT AT AUBURNDALE HS

SEASON STATS

AVG/OBP/SLG	AB	R	H	HR	RBI	BB
.274/.364/.389	113	21	31	2	16	8

SB-ATT	W/RISP	W/2 OUTS	2-OUT RBI
0-0	9-34 (.265)	10-42 (.238)	6

NOTES

- Started 34 games at third base, hit first career HR vs Air Force
- Ranked as No. 2 shortstop and 21st player overall in Tennessee by Perfect Game
- First team all-state and first team all-metro
- Hit .394 with six home runs, 30 RBI and 13 stolen bases as a senior
- Named to state all-tournament team four times
- Played for Norwich Sea Unicorns of Futures Collegiate League
- Slashed .301/.421/.391 with six doubles, two homers last summer

CAREER STATS

YEAR	AVG	GP	GS	AB	R	H	2B	3B	HR	RBI	TB	SLG%	BB	HBP	SO	GDP	OB%	SF	SH	SB	ATT	PO	A	E	FLD%
2022	.274	37	34	113	21	31	7	0	2	16	44	.389	9	8	16	0	.364	2	2	0	0	16	60	6	.927
TOTAL	.274	37	34	113	21	31	7	0	2	16	44	.389	9	8	16	0	.364	2	2	0	0	16	60	6	.927

SEASON HIGHS

Category	Highs	Opponent (last time)	Date
H	2	9x (at Oklahoma)	5/1/22
RBI	2	at TCU	3/26/22
HR	1	2x (at TCU)	3/26/22
SB	--	--	--
BB	1	8x (at Oklahoma)	5/1/22
R	2	at TCU	3/25/22

CAREER HIGHS

Category	Highs	Opponent (last time)	Date
H	2	9x (at Oklahoma)	5/1/22
RBI	2	at TCU	3/26/22
HR	1	2x (at TCU)	3/26/22
SB	--	--	--
BB	1	8x (at Oklahoma)	5/1/22
R	2	at TCU	3/25/22

KEEPING TRACK

	2022	CAREER
Multi-Hit Games	9	9
4+-Hit Games	0	0
Multi-RBI Games	1	1
Multi-HR Games	0	0
Multi-Stolen Base Games	0	0

LAST 5 GAMES:

5-9, 2 2B,, 2 RBI, 2 BB, 4 R

LAST 10 GAMES:

5-16, 2 2B, 2 RBI, 3 BB, 6 R

CURRENT HITTING STREAK:

4 games

CURRENT ON-BASE STREAK:

4 games



DYLAN
Phillips

OUTFIELDER

YR **JR** HT **6-0** WT **220** B/T **L/L**

HOMETOWN
OMAHA, NEB.

PREV SCHOOL
CREIGHTON PREP

SEASON STATS

AVG/OBP/SLG	AB	R	H	HR	RBI	BB
.289/.362/.532	173	34	50	11	34	21

SB-ATT	W/RISP	W/2 OUTS	2-OUT RBI
8-8	17-60 (.283)	16-53 (.302)	12

NOTES

- Broke K-State's all-time home run record vs Oklahoma State (42 career HR)
- Team-high 11 homers this season
- Voted one of four team captains for 2022 season by teammates
- Preseason all-Big 12 selection (team's lone representative)
- Preseason third team all-America pick by Collegiate Baseball
- Big 12's active leader in career home runs with 42
- Tied K-State's single-season home run mark with 16 (six shy of career record)

CAREER STATS

YEAR	AVG	GP	GS	AB	R	H	2B	3B	HR	RBI	TB	SLG%	BB	HBP	SO	GDP	OB%	SF	SH	SB	ATT	PO	A	E	FLD%
2019	.238	57	53	193	32	46	7	0	10	27	83	.430	23	2	35	6	.324	1	1	2	5	118	7	7	.947
2020	.333	17	17	63	12	21	3	0	5	18	39	.619	3	1	12	2	.368	1	0	0	0	16	2	1	.947
2021	.333	57	57	213	51	71	16	1	16	58	137	.643	29	6	47	3	.422	3	0	6	9	201	13	1	.995
2022	.289	44	44	173	34	50	9	0	11	34	92	.532	21	0	38	4	.362	2	0	8	8	184	13	5	.975
TOTAL	.293	175	171	642	129	188	35	1	42	137	351	.547	76	9	132	15	.372	7	1	16	22	519	35	14	.975

SEASON HIGHS

Category	Highs	Opponent (last time)	Date
H	3	2x (MOREHEAD STATE)	3/20/22
RBI	4	at CSU Bakersfield	2/27/22
HR	2	3x (TEXAS)	4/14/22
SB	1	8x (at Nebraska)	4/26/22
BB	3	at Omaha	3/15/22
R	4	OKLAHOMA STATE	4/1/22

CAREER HIGHS

Category	Highs	Opponent (last time)	Date
H	4	2x (ARKANSAS-PINE BLUFF)	4/6/21
RBI	5	2x (NEW MEXICO)	3/21/21
HR	2	8x (TEXAS)	4/14/22
SB	2	vs NIU	3/12/21
BB	3	2x (at Omaha)	3/15/22
R	4	OKLAHOMA STATE	4/1/22

KEEPING TRACK

	2019	2020	2021	2022	CAREER
Multi-Hit Games	14	4	21	16	55
4+-Hit Games	0	1	1	0	2
Multi-RBI Games	4	5	15	11	38
Multi-HR Games	1	1	3	3	8
Multi-Stolen Base Games	0	0	1	0	1

LAST 5 GAMES:

4-17, 2 2B, 4 RBI, 2 BB, 4 R

LAST 10 GAMES:

6-39, 2 2B, 4 RBI, 5 BB, 6 R

CURRENT HITTING STREAK:

3 games

CURRENT ON-BASE STREAK:

3 games



NICK
Goodwin

INFIELDER

YR HT WT B/T
SO 6-0 190 R/R

HOMETOWN
OVERLAND PARK, KAN.
PREV SCHOOL
ST. THOMAS AQUINAS HS

SEASON STATS

AVG/OBP/SLG	AB	R	H	HR	RBI	BB
.273/.360/.539	154	27	42	7	39	21

SB-ATT	W/RISP	W/2 OUTS	2-OUT RBI
6-8	19-47 (.404)	14-55 (.255)	15

NOTES

- Homered twice in UCI series (go-ahead two-run homer Sunday)
- Started 42 games at shortstop
- Freshman all-America selection by Collegiate Baseball
- Big 12 All-Freshman Team and All-Big 12 Honorable Mention
- Tied K-State's freshman HR record with 10 (shared with Dylan Phillips)
- Led team with 14 stolen bases last season
- Played for Bourne Braves of the Cape Cod League last summer

CAREER STATS

YEAR	AVG	GP	GS	AB	R	H	2B	3B	HR	RBI	TB	SLG%	BB	HBP	SO	GDP	OB%	SF	SH	SB	ATT	PO	A	E	FLD%
2021	.277	57	57	220	46	61	13	1	10	33	106	.482	20	7	48	2	.355	1	1	14	20	40	110	12	.926
2022	.273	43	43	154	27	42	16	2	7	39	83	.539	21	4	46	2	.360	7	1	6	8	51	83	15	.899
TOTAL	.275	100	100	374	73	103	29	3	17	72	189	.505	41	11	94	4	.357	8	2	20	28	91	193	27	.913

SEASON HIGHS

Category	Highs	Opponent (last time)	Date
H	3	at CSU Bakersfield	2/26/22
RBI	3	2x (TEXAS)	4/14/22
HR	1	5x (TEXAS)	4/14/22
SB	1	6x (OMAHA)	4/19/22
BB	2	5x (OMAHA)	4/19/22
R	2	4x (at Oklahoma)	4/30/22

CAREER HIGHS

Category	Highs	Opponent (last time)	Date
H	3	5x (at CSU Bakersfield)	2/26/22
RBI	4	ARKANSAS-PINE BLUFF	4/7/21
HR	1	15x (TEXAS)	4/14/22
SB	2	2x (NORTHERN COLORADO)	4/14/21
BB	3	vs Oregon State	2/19/21
R	3	3x (TEXAS SOUTHERN)	5/1/21

KEEPING TRACK

	2021	2022	CAREER
Multi-Hit Games	17	11	28
4+-Hit Games	0	0	0
Multi-RBI Games	9	13	22
Multi-HR Games	0	0	0
Multi-Stolen Base Games	2	0	2

LAST 5 GAMES:

4-19, 2 2B, 3 RBI, 2 BB, 2 R

LAST 10 GAMES:

9-35, 5 2B, 2 HR, 8 RBI, 4 BB, 7 R

CURRENT HITTING STREAK:

4 games

CURRENT ON-BASE STREAK:

4 games



JOSH
Nicoloff

INFIELDER

YR HT WT B/T
SR 6-0 210 R/R

HOMETOWN
LADERA RANCH, CALIF.
PREV SCHOOL
COLUMBIA

SEASON STATS

AVG/OBP/SLG	AB	R	H	HR	RBI	BB
.255/.342/.406	165	29	42	6	28	22

SB-ATT	W/RISP	W/2 OUTS	2-OUT RBI
4-5	16-57 (.281)	12-49 (.245)	8

NOTES

- Big 12 Newcomer of the Week (March 21)
- Started all 44 games this season
- Played three seasons at Columbia
- Had not played a game since 2020 after Ivy League cancelled 2021 season
- Career slash line of .293/.348/.397 with 11 doubles, three homers and 30 RBI
- Helped Lions win Ivy League in 2018
- Played for Wisconsin Rapids Rafters of Northwoods League last summer

CAREER STATS

YEAR	AVG	GP	GS	AB	R	H	2B	3B	HR	RBI	TB	SLG%	BB	HBP	SO	GDP	OB%	SF	SH	SB	ATT	PO	A	E	FLD%
2022	.255	44	44	165	29	42	7	0	6	28	67	.406	22	0	41	3	.342	0	0	4	5	146	80	1	.996
TOTAL	.255	44	44	165	29	42	7	0	6	28	67	.406	22	0	41	3	.342	0	0	4	5	146	80	1	.996

SEASON HIGHS

Category	Highs	Opponent (last time)	Date
H	3	2x (TEXAS)	4/15/22
RBI	4	at Omaha	3/15/22
HR	1	6x (at Oklahoma)	5/1/22
SB	1	4x (at Texas Tech)	4/10/22
BB	4	NORTHERN COLORADO	3/30/22
R	2	7x (TEXAS)	4/15/22

CAREER HIGHS

Category	Highs	Opponent (last time)	Date
H	3	2x (TEXAS)	4/15/22
RBI	4	at Omaha	3/15/22
HR	1	6x (at Oklahoma)	5/1/22
SB	1	4x (at Texas Tech)	4/10/22
BB	4	NORTHERN COLORADO	3/30/22
R	2	7x (TEXAS)	4/15/22

KEEPING TRACK

	2022	CAREER
Multi-Hit Games	9	9
4+-Hit Games	0	0
Multi-RBI Games	7	7
Multi-HR Games	0	0
Multi-Stolen Base Games	0	0

LAST 5 GAMES:

2-17, HR, 2 RBI

LAST 10 GAMES:

8-39, HR, 6 RBI

CURRENT HITTING STREAK:

--

CURRENT ON-BASE STREAK:

2 game



RAPHAEL
Pelletier

CATCHER

YR **R-FR** HT **6-0** WT **170** B/T **L/R**

HOMETOWN
MASCOUCHE, QUEBEC, CANADA
PREV SCHOOL
ONTARIO VIRTUAL SCHOOL

SEASON STATS

AVG/OBP/SLG | AB | R | H | HR | RBI | BB
.343/.439/.800 | 35 | 9 | 12 | 4 | 7 | 5

SB-ATT | W/RISP | W/2 OUTS | 2-OUT RBI
0-0 | 1-5 (.200) | 5-13 (.385) | 3

NOTES

- 8 of 12 hits have gone for extra bases (hit 4th HR at Oklahoma)
- Did not appear in a game last season (redshirt)
- Rated No. 1 catching prospect in Quebec (No. 6 overall) by Perfect Game
- 25th-round selection of the Texas Rangers in 2019 MLB Draft
- Represented Team Canada in Pan-Am Games in 2018
- Originally committed to TCU

CAREER STATS

YEAR	AVG	GP	GS	AB	R	H	2B	3B	HR	RBI	TB	SLG%	BB	HBP	SO	GDP	OB%	SF	SH	SB	ATT	PO	A	E	FLD%
2021																									
2022	.343	25	8	35	9	12	4	0	4	7	28	.800	5	1	8	2	.439	0	0	0	0	127	13	2	.986
TOTAL	.343	25	8	35	9	12	4	0	4	7	28	.800	5	1	8	2	.439	0	0	0	0	127	13	2	.986

SEASON HIGHS

Category	Highs	Opponent (last time)	Date
H	2	2x (OMAHA)	4/19/22
RBI	2	MOREHEAD STATE	3/20/22
HR	1	4x (at Oklahoma)	4/30/22
SB	--	--	--
BB	2	at Oklahoma	4/30/22
R	2	3x (at Oklahoma)	4/30/22

CAREER HIGHS

Category	Highs	Opponent (last time)	Date
H	2	2x (OMAHA)	4/19/22
RBI	2	MOREHEAD STATE	3/20/22
HR	1	4x (at Oklahoma)	4/30/22
SB	--	--	--
BB	2	at Oklahoma	4/30/22
R	2	3x (at Oklahoma)	4/30/22

KEEPING TRACK

	2021	2022	CAREER
Multi-Hit Games	0	2	2
4+-Hit Games	0	0	0
Multi-RBI Games	0	1	1
Multi-HR Games	0	0	0
Multi-Stolen Base Games	0	0	0

LAST 5 GAMES:

1-2, HR, RBI, 2 BB

LAST 10 GAMES:

5-10, 2B, 3 HR, 3 RBI

CURRENT HITTING STREAK:

1 game

CURRENT ON-BASE STREAK:

1 game



ANDREW
Rantz

INFIELDER

YR **FR** HT **6-2** WT **190** B/T **R/R**

HOMETOWN
TOPEKA, KAN.
PREV SCHOOL
SHAWNEE HEIGHTS HS

SEASON STATS

AVG/OBP/SLG | AB | R | H | HR | RBI | BB
.000/.000/.000 | 0 | 0 | 0 | 0 | 0 | 0

SB-ATT | W/RISP | W/2 OUTS | 2-OUT RBI
0-0 | 0-0 (.000) | 0-0 (.000) | 0

NOTES

- Ranked as No. 3 third baseman and 19th player overall in Kansas by Perfect Game
- First team all-conference and all-city as a sophomore
- Hit .365 his senior season
- Played for Lawrence Travelers of Mid-Plains League last summer
- Slashed .235/.333/.500 with five doubles, three homers and 15 RBI

CAREER STATS

YEAR	AVG	GP	GS	AB	R	H	2B	3B	HR	RBI	TB	SLG%	BB	HBP	SO	GDP	OB%	SF	SH	SB	ATT	PO	A	E	FLD%
2022	--	--	--	--	--	--	--	--	--	--	--	--	--	--	--	--	--	--	--	--	--	--	--	--	--
TOTAL	--	--	--	--	--	--	--	--	--	--	--	--	--	--	--	--	--	--	--	--	--	--	--	--	--

SEASON HIGHS

Category	Highs	Opponent (last time)	Date
H	--	--	--
RBI	--	--	--
HR	--	--	--
SB	--	--	--
BB	--	--	--
R	--	--	--

CAREER HIGHS

Category	Highs	Opponent (last time)	Date
H	--	--	--
RBI	--	--	--
HR	--	--	--
SB	--	--	--
BB	--	--	--
R	--	--	--

KEEPING TRACK

	2022	CAREER
Multi-Hit Games	0	0
4+-Hit Games	0	0
Multi-RBI Games	0	0
Multi-HR Games	0	0
Multi-Stolen Base Games	0	0

LAST 5 GAMES:

--

LAST 10 GAMES:

--

CURRENT HITTING STREAK:

--

CURRENT ON-BASE STREAK:

--



CAMERON
Wickett

OUTFIELDER

YR HT WT B/T
SO 5-11 185 R/R

HOMETOWN
MOORE, OKLA.
PREV SCHOOL
WESTMOORE HS

SEASON STATS

AVG/OBP/SLG	AB	R	H	HR	RBI	BB
.167/.400/.389	18	2	3	1	3	6

SB-ATT	W/RISP	W/2 OUTS	2-OUT RBI
0-0	1-3 (.333)	0-3 (.000)	0

NOTES

- 7 starts in outfield (all have come over last three weeks)
- Hit pinch-hit 3-run home run vs Morehead State
- Made 14 starts last season in the outfield
- Hit first career home run vs Texas Tech
- Four-year starter at Westmoore HS
- Rated No. 13 overall prospect (No. 3 OF) in Oklahoma by Perfect Game
- Brother Conner was 72nd overall pick of 2017 MLB Draft (Pittsburgh)

CAREER STATS

YEAR	AVG	GP	GS	AB	R	H	2B	3B	HR	RBI	TB	SLG%	BB	HBP	SO	GDP	OB%	SF	SH	SB	ATT	PO	A	E	FLD%
2021	.228	24	14	57	7	13	4	0	1	10	20	.351	11	0	10	0	.353	0	3	3	3	29	0	0	1.000
2022	.167	22	7	18	2	3	1	0	1	3	7	.389	6	1	7	0	.400	0	0	0	0	13	1	0	1.000
TOTAL	.213	46	21	75	9	16	5	0	2	13	27	.360	17	1	17	0	.366	0	3	3	3	42	1	0	1.000

SEASON HIGHS

Category	Highs	Opponent (last time)	Date
H	1	3x (OMAHA)	4/19/22
RBI	3	MOREHEAD STATE	3/19/22
HR	1	MOREHEAD STATE	3/19/22
SB	--	--	--
BB	2	at Nebraska	4/26/22
R	1	2x (at Nebraska)	4/26/22

CAREER HIGHS

Category	Highs	Opponent (last time)	Date
H	2	TEXAS TECH	4/3/21
RBI	3	MOREHEAD STATE	3/19/22
HR	1	2x (MOREHEAD STATE)	3/19/22
SB	1	2x (NORTHERN COLORADO)	4/13/21
BB	3	NORTHERN COLORADO	4/13/21
R	1	9x (at Nebraska)	4/26/22

KEEPING TRACK

	2021	2022	CAREER
Multi-Hit Games	1	0	1
4+-Hit Games	0	0	0
Multi-RBI Games	1	1	2
Multi-HR Games	0	0	0
Multi-Stolen Base Games	0	0	0

LAST 5 GAMES:

0-5, 3 BB

LAST 10 GAMES:


1-9, 5 BB

CURRENT HITTING STREAK:

--

CURRENT ON-BASE STREAK:

1 game



1
DOM
HUGHES
L-L | SO | 5-9 | 170



2
DYLAN
HUFFT
R-R | FR | 5-11 | 175



3
DOMINIC
JOHNSON
R-R | SO | 5-9 | 185



4
ORLANDO
SALINAS, JR.
L-R | SO | 5-11 | 185



5
CONNOR
McCULLOUGH
R-R | R-SO | 6-1 | 185



6
TERRENCE
SPURLIN
R-R | SR | 6-1 | 190



7
BRADY
DAY
L-R | R-FR | 5-11 | 185



8
COLE
JOHNSON
R-R | JR | 6-1 | 185



9
JEFF
HEINRICH
R-R | SR | 6-0 | 190



10
BLAKE
ADAMS
R-R | JR | 6-2 | 215



11
JUSTIN
MITCHELL
R-R | R-SR | 6-0 | 215



12
CAYDEN
PHILLIPS
R-R | FR | 6-3 | 205



13
NICO
RODRIGUEZ
R-R | SO | 6-2 | 215



15
KYAN
LODICE
L-R | FR | 6-2 | 190



16
ELJAH
DALE
S-R | SO | 5-11 | 175



17
LANDRY
WIDEMAN
R-R | R-SO | 6-5 | 210



18
CASH
RUGELY
R-R | JR | 6-0 | 195



20
BRENDAN
JONES
L-L | FR | 5-10 | 175



22
KAELAN
CULPEPPER
R-R | FR | 6-0 | 185



23
TYLER
RUHL
R-R | R-FR | 6-2 | 205



24
DYLAN
PHILLIPS
L-L | JR | 6-0 | 220




25
NICK
GOODWIN
R-R | SO | 6-0 | 190



26
CHRIS
HERB
R-R | R-JR | 6-4 | 225



27
JOSH
NICOLLOFF
R-R | SR | 6-0 | 210



28
RAPHAEL
PELLETIER
L-R | R-FR | 6-0 | 170



29
TYSON
NEIGHBORS
R-R | FR | 6-1 | 220



30
JACKSON
WENTWORTH
R-R | FR | 6-1 | 195



31
CHRISTIAN
RUEBECK
R-R | SO | 6-0 | 185



32
WESLEY
MOORE
L-L | R-JR | 6-0 | 200



33
COLLIN
ROTHERMEL
R-R | FR | 6-1 | 175



34
BLAKE
CORSENTINO
L-R | SO | 6-4 | 195



36
ANDREW
RANTZ
R-R | FR | 6-2 | 180



37
GERMAN
FAJARDO
R-R | SO | 5-11 | 165



39
BEN
WEBER
R-R | SO | 6-0 | 215



40
GRIFFIN
HASSALL
R-R | JR | 6-3 | 195



41
GRANT
NICHOLSON
L-L | R-FR | 6-1 | 205



43
CAMERON
USELTON
R-R | SO | 5-11 | 185



44
KEVIN
MANNELL
R-R | FR | 6-4 | 205



45
DILLON
PEARSON
R-R | FR | 6-2 | 210



47
LANDRY
JURECKA
R-R | FR | 6-2 | 195

COACHING STAFF



19
PETE
HUGHES
4TH SEASON



14
BUCK
TAYLOR
4TH SEASON



21
AUSTIN
WATES
4TH SEASON



THOMAS
HUGHES
2ND SEASON



BLAINE
BURRIS
7TH SEASON



B.J.
FOLEY
1ST SEASON



RYAN
CONNOLLY
4TH SEASON