

# KANSAS FOOTBALL MEDIA GUIDE

# 2022





# 2022 SCHEDULE

**Sept. 2**

**Tennessee Tech**

Sept. 10

at West Virginia

Sept. 17

at Houston

**Sept. 24**

**Duke**

**Oct. 1**

**Iowa State**

**Oct. 8**

**TCU**

Oct. 15

at Oklahoma

Oct. 22

at Baylor

**Nov. 5**

**Oklahoma State**

Nov. 12

at Texas Tech

**Nov. 19**

**Texas**

Nov. 26

at Kansas State



## INTRODUCTION

Table of Contents	1
Quick Facts	2
Kansas Athletics Communications	3
Jayhawk Radio Network	4
Director of Athletics, Travis Goff	5
University Chancellor, Douglas Girod	7
The Big 12 Conference	8
Big 12 Commissioner Brett Yormark	9

## THIS IS KANSAS FOOTBALL

David Booth Kansas Memorial Stadium	12
Kansas Football Facilities	14
Anderson Family Football Complex	16
Jayhawks in the NFL	18
Hall of Fame Jayhawks	20
Media Exposure	22
Academic Support	24
Jayhawks in the Community	26
Kansas Athletics Facilities	28
Kansas Traditions	30
The University of Kansas	32
Lawrence, Kansas	33
Kansas City	34

## MEET THE JAYHAWKS

2022 Roster	38
Player Bios	41

## COACHES/STAFF

Head Coach Lance Leipold	77
Assistant Coaches	80
Football Staff	91

## 2022 OPPONENTS

Opponents	94
All-Time Series History	96
2022-23 Bowl Schedule	102

## 2021 IN REVIEW

2021 Statistics	104
Game-by-Game Stats	107
2021 Game Recaps	116

## RECORD BOOK

Rushing Records	130
Passing Records	134
Receiving Records	137
Total Offense Records	140
All-Purpose Records	142
Scoring Records	143
Field Goal Records	144
Punting Records	145
Kick Return Records	146
Punt Return Records	147
Tackle Records	148
Interception Records	150
Team Game Bests	151
Miscellaneous Team Records	152
Team Year-by-Year	153

## HISTORY

AP All-Americans	156
National Honors	158
All-Star Game Selections	159
All-Conference Honors	160
Academic All-Conference Honors	162
Jayhawks in the Ring of Honor	163
NCAA Rankings	164
Conference Leaders	165
NFL Jayhawks	166
KU in the NFL Draft	168
vs. AP Ranked Opponents	169
KU in the Polls	170
All-Time Bowl Summaries	171
Bowl Game Records	175
All-Time Lettermen	176
Capsule History	182
Year-by-Year Results	184
All-Time Coaching Records	194
Season Results	195
All-Time Assistant Coaches	196



# QUICK FACTS



## QUICK FACTS

Location	Lawrence, Kan.
School Founded	1866
Enrollment	27,685 (2021)
Nickname	Jayhawks
Colors	Crimson (Pantone 186) and Blue (Pantone 293)
Conference	Big 12 Conference
Chancellor	Douglas A. Girod (UC Davis, 1981; UC San Francisco, 1985)
Director of Athletics	Travis Goff (Kansas, 2002; Tulane, 2007)
Associate A.D./Football Administration	Collin Sexton
Ticket Office Phone	800/34-HAWKS (2957)

## STADIUM INFORMATION

Stadium Name	David Booth Kansas Memorial Stadium
Year Opened	1921
Capacity	47,233
Surface	Field Turf (Installed 2009)

## FOOTBALL INFORMATION

2021 Record	2-10 (1-8 Big 12)
First Year of Football	1890
All-Time Football Record	560-668-58
Conference Titles (Last)	6 (1968)
Bowl Appearances (Last)	12 (2008)
Bowl Record	6-6

## COACHING STAFF

Lance Leipold	Head Coach
Brian Borland	Defensive Coordinator
Andy Kotelnicki	Offensive Coordinator/TE's
Scott Fuchs	Assistant Coach - Offensive Line
Taiwo Onatolu	Assistant Coach - Defensive Ends/Special Teams Coordinator
Jim Panagos	Assistant Coach - Defensive Tackles
Jordan Peterson	Assistant Coach - Defensive Backs
Terrence Samuel	Assistant Coach - Wide Receivers
Chris Simpson	Assistant Coach - Linebackers
Jonathan Wallace	Assistant Coach - Running Backs
Jim Zebrowski	Assistant Coach - Quarterbacks
Stephen Matos	Senior Analyst - Offense
Bill Queisert	Senior Analyst - Offense
Matt Lubick	Senior Analyst - Offense
Oscar Rodriguez	Analyst - Defense
Mark DeLeone	Senior Analyst - Defense
Luke Roth	Senior Analyst - Special Teams
Aaron Miller	Senior Analyst - Special Teams
Shane Toub	Quality Control - Defense
James Price	Graduate Assistant - Offense
Chris Labidou	Graduate Assistant - Offense
Brian Stoldt	Graduate Assistant - Defense
Darrian Wilson	Graduate Assistant - Defense

## SUPPORT STAFF

Rob Ianello	General Manager
Michael Painter	Director of Football Operations
Grant Murray	Director of Player Personnel
Billy Bonneau	Assistant Director of Player Personnel
Scott Aligo	Director of Scouting
Greg Svarczkopf	Director of Recruiting
LaChelle Stanley	Director of On-Campus Recruiting
Kimberly Smith	Director of Recruiting Operations
Darrell Stuckey II	Director of Football Relations
Ashley Goodman	Director of Player Development
Jimmy Le	Director of Football Video
John Lintner	Assistant Director of Football Video
Tracey Dillon	Administrative Assistant, Head Coach
Emily Ellison	Admin. Assistant, Assistant Coaches
Trent Carter	Head Football Athletic Trainer
John Michel	Certified Athletic Trainer
Madison Beene	Certified Athletic Trainer
Darren Hain	Associate Dir., Head Football Equip. Manager
Seth Holiday	Assistant Football Equipment Manager
Jason Ramirez	Facility Supervisor

## HEAD COACH LANCE LEIPOLD

Alma Mater	Wisconsin-Whitewater (1987)
	Wisconsin-Whitewater (1991)
Year in Coaching	16th
Record at Kansas	2-10
Career Record	148-49
FBS Bowl Games Record	2-1

## MEDIA

Football Twitter	@KU_Football
Football Instagram	@KUfootball
Football Facebook	/KansasFootball
Football TikTok	KU_Football
Athletics Twitter	@KUathletics
Athletics Instagram	@KUathletics
Athletics Facebook	/KUathletics
Radio Network	Jayhawk Sports Network
Play-by-Play	Brian Hanni
Analyst	David Lawrence
Sideline	Brandon McAnderson
Producer	Steve Kincaid
Website	KUathletics.com
Mobile App	Kansas Jayhawks Mobile App



# ATHLETICS COMMUNICATIONS

## CREDENTIALS

All credential requests can be made online at <https://kuathne.ws/22FBCredentials>. All credentials will be made available for pickup on game day at the entrance to the Mississippi Street Garage.

## PHOTOGRAPHERS

Credentials for sideline photographers will be issued on the basis of circulation, with priority granted to agencies covering the participating schools on a regular basis.

## PARKING

Media parking is located in the Mississippi Street Parking Garage just south of the Kansas Union on the southeast side of Memorial Stadium. The garage is approximately two blocks away from the stadium.

## PRESSBOX AND GAMEDAY SERVICES

The Kivisto Field at David Booth Kansas Memorial Stadium pressbox is located on the west side of the stadium. Entrance is at the base of the elevator located just off of Maine Street. There is also a field-level media entrance at Gate 35. Level eight is reserved for the print media, home and visiting radio, home and visiting booths for coaches and athletics directors, along with game and scoreboard operations. Level nine serves as the photo deck and the location for television booths. Television monitors are also part of the fixtures in both home and visiting radio booths.

## WIRELESS INTERNET

Complimentary access to wireless internet is available at Memorial Stadium and information about how to access it will be available in the pressbox.

## TELEPHONES

Writers wanting phone lines at their seat locations should contact the KU Telecommunications Office at (785) 330-3698 regarding installation. For specific line location, please list Andy Eisch as the contact. Allow at least two weeks notice prior to the game.

## WEEKLY NEWS CONFERENCE

Kansas Head Football Coach Lance Leipold will conduct a weekly press conference each Tuesday during the season. The press conference will begin at 11:30 a.m., and will be conducted in-person at Mrkonic Auditorium inside Anderson Family Football Complex.

Offensive Coordinator Andy Kotelnicki, Defensive Coordinator Brian Borland and select student-athletes will be available each Wednesday throughout the season, beginning at 11:30 a.m., at Mrkonic Auditorium.

\*Please note that for the first game of the season, each availability will be moved up one day to accommodate the Friday season-opener.

After the conclusion of games, Coach Leipold and select student-athletes will be made available in a press conference setting.

## INTERVIEWS

Contact the communications office for all player or coach interview requests. To request players, media should contact Daniel Berk ([dberk@ku.edu](mailto:dberk@ku.edu); 785-312-2159) or Andy Eisch ([aeisch@ku.edu](mailto:aeisch@ku.edu); 785-330-3698). Out-of-town media wishing to interview Kansas players should also contact the communications office with their requests.

Home and cell phone numbers for players will not be provided and players have been instructed not to accept calls from media without prior notice from the communications office. Please do not contact a player or coach without scheduling the interview through the communications office.

## DIGITAL ASSETS

Head shots and selected video and audio elements will be made available throughout the season on the KU Athletics Media FTP: <https://kuathne.ws/KUMediaShare>.

## MAILING ADDRESS

Kansas Athletics Communications:  
1651 Naismith Drive  
1400 Parrott  
Lawrence, Kan. 66045

Phone: 785.864.3417  
Fax: 785.864.7944



The 2021 Kansas football media guide was voted No. 2 in the country by the College Sports Information Directors of America.

## CREDITS

The 2022 University of Kansas football media guide was produced by the Kansas Communications office and printed by Sun-Graphics.

### Guide Layout and Design:

Andy Eisch

### Editors:

Andy Eisch, Daniel Berk, Doug Self

### Cover Design:

Zach Kilgore

### Photography:

Kansas Athletics Archive, KU Student Housing, KU Marketing Communications, USA TODAY, Lawrence Convention and Visitor's Bureau, NFL Teams, Orange Bowl Committee.



### DANIEL BERK

Assistant Athletics Director - Communications  
(FB, MGOLF, WTEN)  
[dberk@ku.edu](mailto:dberk@ku.edu)  
785-312-2159



### CHRIS THEISEN

Assistant Athletics Director - Communications (MBB, WGOLF)  
[theisen@ku.edu](mailto:theisen@ku.edu)  
785-864-3474



### ANDY EISCH

Director of Football Communications  
(FB, KUathletics.com, S&D)  
[aeisch@ku.edu](mailto:aeisch@ku.edu)  
785-330-3698



### BRANDON PEREL

Assistant Communications Director  
(BSB, SOC)  
[bperel@ku.edu](mailto:bperel@ku.edu)  
785-840-6395



### DOUG SELF

Assistant Communications Director  
(WBB, ROW)  
[dself@ku.edu](mailto:dself@ku.edu)  
785-393-4978



### ALISSA VOLANTE

Assistant Communications Director  
(T&F, VB, XC)  
[avolante@ku.edu](mailto:avolante@ku.edu)  
785-532-2031



### JACK GILLIGAN

Graduate Assistant  
(SB, S&D)  
[jackgilligan@ku.edu](mailto:jackgilligan@ku.edu)



### BRIAN HANNI

Director of Broadcasting  
[bhanni@ku.edu](mailto:bhanni@ku.edu)



# JAYHAWK SPORTS NETWORK



The Jayhawk Sports Network has a footprint stretching across the state of Kansas. The Jayhawk Sports Network provides a highly efficient way to reach multiple demographics and an attentive audience through a single partnership. The Jayhawks are able to offer both local and state-wide exposure during the official pre-game shows, play-by-play broadcast and post-game show.

For the 2022 season, fans anywhere will have several listening options;

- SiriusXM (includes both satellite, and streaming through their app)
- TuneIn App (going to subscription model for football and men's basketball, previously was free)
- Jayhawk Gameday App
- (NEW) The Varsity Network

The Varsity Network will launch with an app developed by SIDEARM that provides an intuitive experience for users to find, favorite, and listen to LEARFIELD driven gameday audio streams. In addition to listening to audio streams, fans can opt to receive push notifications, reminding when a game is about to start, and/or reminders about upcoming audio broadcasts. We will also feature other LEARFIELD national programming within The Varsity

app such as College Sports Now, the College Football Blitz and College Football Saturday Night.

## HAWK TALK WITH LANCE LEIPOLD

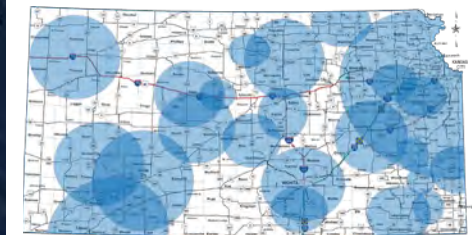
Fans can listen to Hawk Talk with Kansas football head coach Lance Leipold, a weekly radio show where Leipold discusses previous games, future opponents & progress on the field.

## CRIMSON & BLUE SHOW

A pre-game broadcast aired prior to all Kansas football games. The Crimson & Blue Show begins 90 minutes prior to kickoff.

## POSTGAME SHOW

A post-game broadcast after each football game to provide fans analysis of the game, interviews with coaches & players.



## COVERAGE AREA

Coffeyville	KGGF	FM	104.1
	KGGF	AM	690
Dodge City	KGNO	AM	1370
Wellington	KLEY	AM	1130
		FM	100.3
Goodland/Colby	KWGB	FM	97.9
Fort Scott	KMDO	AM	1600
	KOMB	FM	103.9
Iola	KIOL	AM	1370
	K257GM	FM	99.3
Topeka	KWIC	FM	99.3
	KMAJ	AM	1440
Concordia	KNCK	FM	94.9
Emporia	KVOE	AM	1400
	trans	FM	96.9
Kansas City	WHB	AM	810
	KCTE	AM	1510
	KCTE	FM	99.3
Lawrence	KLWN	AM	1320
	K269GB	FM	101.7
	KKSW	FM	105.9
Liberal	KSCB	AM	1270
Wichita	KFH	FM	97.5
	KFH	AM	1240
Garden City	KBUF	AM	1030
Glen Elder	KZDY	FM	96.3
Great Bend	KBGL	FM	106.9
Hays	KAYS	AM	1400
	K232FJ	FM	94.3
Hutchinson	KSKU	FM	94.7
Marysville	KNDY	FM	95.5
Parsons	KLKC	FM	93.5
	KLKC	AM	1540
Russell	KRSL	FM	95.9
Salina/Abilene	KDJM	FM	101.7





## THE GOFF FILE

<b>Position:</b>	Director of Athletics
<b>Alma Mater:</b>	University of Kansas, 2002; Tulane University, 2007
<b>Wife:</b>	Nancy
<b>Children:</b>	Ellie, Carly and Graham

## EXPERIENCE

<b>2021-present</b>	Kansas (Director of Athletics)
<b>2016-21</b>	Northwestern (Deputy Athletic Director/Assistant Vice President (Development))
<b>2012-16</b>	Northwestern (Deputy Athletic Director for Development)
<b>2007-12</b>	Tulane (Associate Athletic Director for External Relations)
<b>2005-06</b>	Tulane (Director of Development/Tulane Athletics Fund)
<b>2002-04</b>	Kansas (Membership Services Coordinator – Williams Educational Fund)

## TRAVIS GOFF

was named a Next Up honoree by CollegeAD in 2018 and one of Sports Business Journal's "Power Players in College Sports" in 2019, was named Athletic Director at the University of Kansas by Chancellor Douglas Girod on April 5, 2021.

A Kansas graduate with deep roots in his home state, Goff, a seasoned college athletics administrator and program builder who prioritizes relationships with student-athletes, staff, alums and fans, returns to his alma mater to lead the Jayhawk athletic department.

Goff arrives back at Kansas from Northwestern, where he has served as Deputy Athletic Director/Assistant Vice President for the Wildcats since 2012. Some of the department's notable accomplishments during his time as an administrative leader there include:

- More than \$400 million in new and renovated facilities
- Total fundraising of \$460 million to Athletics
- Transformation of sports programs through budget growth and a commitment to passionate, committed and high-character leaders as coaches
- Bolstering on-campus partnerships and exceptional engagement with alumni and fans
- Setting new milestones for success in the classroom, in the community and in competition

A Dodge City native who grew up in a family of Jayhawks, Goff got his start in college athletics at KU in the Williams Educational Fund as an undergraduate. Following his ascension to a fulltime role in the department, Goff was hired at Tulane, where he also received his Masters of Business Administration.

During his time in New Orleans, he was part of the team that rebuilt the athletics program following the devastating impact of Hurricane Katrina. His more than eight year tenure was highlighted by his role as Associate Athletic Director for External Affairs where he was responsible for leading the \$70 million athletics fundraising campaign to raise funds to develop an on-campus football stadium. He also held oversight of marketing, ticket sales and operations, sponsorships and communications, and served on the department's executive staff.

Following his successful stay at Tulane, Goff accepted the position of Deputy Athletic Director for Development at Northwestern. In 2016, he added Assistant Vice President to his title.



As part of his role at Northwestern, Goff has been responsible for unprecedented fundraising success as he led all Athletics & Recreation's development efforts. During his time in Evanston, \$460 million was raised to support the department. Throughout his tenure, annual fundraising efforts increased from an average of \$6-8 million per year to an average of more than \$60 million annually. The department set a university record, raising \$97 million in one year alone.

On top of the fundraising efforts he led for the Wildcats, Goff served as the sports administrator for the football, volleyball and baseball programs. He also served on the leadership team for the university's Alumni Relations and Development staff as an Assistant Vice President. That dual role required consistent engagement across the institution, and led to unmatched collaboration and efficiency with campus partners.

Goff's leadership in record-setting fundraising created a dramatic transformation of Wildcats facilities during his tenure. In 2018, Northwestern unveiled a \$270 million project alongside Lake Michigan, including the 100,000 square-foot Ryan Fieldhouse, an indoor practice space that has supported the preparation of all 19 Wildcats varsity programs and hosted competition for lacrosse and soccer, and Walter Athletics Center, the new hub of the student-athlete experience including state-of-the-art developmental amenities for academic, sports medicine, athletic training, nutrition, professional development and sports performance support.

He also led the fundraising effort for the \$110 million renovation of Welsh-Ryan Arena, the competitive home of Wildcats men's and women's basketball, volleyball and wrestling. Alongside the arena, Northwestern opened the \$25 million Trienens Performance Center, a new dedicated basketball and volleyball

practice facility, and indoor training center for baseball and softball.

Goff, who received his Kansas degree in journalism and sociology, is married to the former Nancy Kockott, a 2005 Tulane alumna (MBA 2008) and former tennis standout for the Green Wave. Together they have two daughters, Ellie and Carly, and a son, Graham.







## THE GIROD FILE

**Position:** University Chancellor  
**Alma Mater:** UC Davis, 1981  
**Wife:** Susan

## DOUGLAS A. GIROD

began as the 18th chancellor of the University of Kansas in July 2017. In this role, Chancellor Girod leads KU's mission to educate leaders, build healthy communities and make discoveries that change the world.

Chancellor Girod has established a bold vision for the University of Kansas to be a destination for top scholars from across the world, an engine of economic growth for Kansas, and one of the nation's leading research universities. In pursuing this vision, Chancellor Girod seeks to elevate the university's national stature and enhance KU's membership in the Association of American Universities.

Under Chancellor Girod's leadership, KU has established a new budget model, recruited the most academically talented freshman classes in history, helped KU procure additional funding from the Kansas Legislature, and established Kansas Team

Health, a groundbreaking new partnership that provides the best medical care possible for KU student-athletes. In October 2021, Chancellor Girod was named to the AAU board of directors.

Before becoming chancellor, Dr. Girod served as executive vice chancellor at KU Medical Center, where he oversaw the educational, research, patient care and community engagement missions of the schools of Medicine, Nursing and Health Professions.

A head-and-neck surgeon, Girod first joined the KU Medical Center faculty in 1994 and quickly rose through the academic ranks, becoming chair of the Otolaryngology department in 2002. In that role, he was instrumental to the University of Kansas Health System being named in the U.S. News & World Report "Best Hospitals" national rankings. He also served as interim executive dean of the KU School of Medicine and as senior associate dean for clinical affairs at the medical center.

Chancellor Girod earned his bachelor's degree in chemistry from the University of California at Davis and his medical degree from the University of California at San Francisco. He completed his residency and an NIH research fellowship at the University of Washington in Seattle. Prior to joining the University of Kansas Medical Center, Girod served as vice chairman and research director in the Department of Otolaryngology at the Naval Medical Center in Oakland.

He served in the United States Navy Reserve from 1982 until 1997, rising to the rank of

lieutenant commander and earning the Meritorious Service Medal. He was honorably discharged in 1997.

Committed to caring for patients throughout the world, Girod has led or participated in a dozen international medical missions in places such as Uganda, Guatemala, Mali, the Philippines and Mexico.

Girod has also been active within the community, serving on the board of the Civic Council of Kansas City and on boards of the chambers of commerce in Lawrence and Greater Kansas City, as well as MRI Global. He also serves on the board of directors at the Big 12 Conference. He is on the steering committee for the regional civic community effort known as KC Rising to develop long term economic prosperity for the Kansas City region. He was recognized with a Regional Leadership Award from the Mid America Regional Council in 2016 for his work with KC Rising.

Girod has served as president of the American Head and Neck Society, and vice president of the Triological Society, in addition to other national leadership roles. Of his numerous awards and honors, he is perhaps most proud of his 2006 Student Voice Award for Teaching on a Surgical Rotation, bestowed by students at the University of Kansas School of Medicine.

In his free time, Chancellor Girod enjoys spending time with his wife, Susan, and their three children, riding his motorcycle, attending Kansas Athletics events, serving as the advisor to the KU Car Club, and flyfishing.



# BIG 12 CONFERENCE

The Big 12 enters its 27th year as one of the nation's premier athletic conferences under the direction of new commissioner Brett Yormark.

TCU and West Virginia joined the league on July 1, 2012 and became the Big 12's first additions since inception, joining Baylor, Iowa State, Kansas, Kansas State, Oklahoma, Oklahoma State, Texas and Texas Tech. Beginning on July 1, 2023, BYU, UCF, Cincinnati and Houston will become members.

The Conference's hard work ethic and strong values have translated to enormous success in its first 26 years. Since it began competition in 1996-97, the league can boast of 77 NCAA team titles and 718 individual national championships.

The Big 12 has been at the forefront in college athletics reform, specifically with student-athlete welfare issues to include cost of attendance, student-athlete time demands and strengthening its policy for concussion diagnosis and management. In 2014-15, the Big 12 introduced and hosted three "State of Collegiate Athletics" forums to examine the issues facing college athletics. Two were conducted in Washington, D.C. and one in New York City. Panelists included respected authorities from intercollegiate athletics, university leadership and sports journalism. The third forum featured a special session comprised of student-athletes. The Big 12 continued the "State of Collegiate Athletics" forums with Dallas serving as the host site for three events and one staged in Atlanta.

The award-winning Big 12 Champions for Life, an initiative of the Conference, begins its eighth year in 2022-23. It features current and former student-athletes, selected by league institutions, in a series of public service announcements highlighting the positive impact an athletics scholarship has had on their lives leading to stories of personal growth and success.

During the 2021-22 athletics season, an all-time high eight national titles were won by teams that compete under the Big 12 banner. Additionally, six teams finished as runners-up in their respective national championships while 15 student-athletes brought home individual titles. Kansas won the Conference's second-consecutive and third overall men's basketball crown. Baylor was the 2021 champion while Kansas also won in 2008. Oklahoma collected its and the league's fifth gymnastics national championship. Texas brought home the Big 12's first NCAA title in men's indoor track & field while Oklahoma State earned the league's second trophy in Equestrian. Four titles were added to the ledger in the spring season with Texas capturing its second-consecutive championships in women's tennis and rowing. The

Longhorns also won the Big 12's seventh men's golf crown. Oklahoma snagged its second straight and sixth overall softball national title.

The Big 12 has the best bowl win percentage of any conference over the last two seasons (.833). The Conference placed 70 percent of teams in 2021 bowl games for the first time since 2018, and had seven bowl squads for the 18th season out of the last 23. Baylor and Oklahoma State played in and won CFP New Year's Six Bowls to give the Big 12 two teams in the postseason structure for the sixth time in its eight years. From 2017-19, Oklahoma made three straight CFP semifinal appearances and has made four since 2015.

The Conference has claimed seven Heisman winners, including former OU signal callers Kyler Murray in 2018 and Baker Mayfield in 2017. The Big 12 has had a finalist in 16 of its 26 seasons for a total of 21 with two finalists in five seasons.

The Big 12 and its member institutions are committed to a competitive environment where sportsmanship and fair play take center stage. Whether on the field, in the classroom, or within the community, the student-athletes, administrators, coaches and game officials of the Big 12 support the highest ideals in sportsmanship.

National academic accolades have always been strong in the Big 12. Charlie Kolar (Iowa State) was the recipient of the 2021 William V. Campbell Trophy, known as the Academic Heisman. He is the Big 12's fifth honoree since 2000. Alison Gibson (Texas) was presented the NCAA Today's Top 10 Award in January 2021. It recognizes former student-athletes for their successes on the fields and courts, in the classroom and in the community. Since 1996, the Big 12 has a total of 14 honorees for this prestigious award. In the last 12 seasons, 25 student-athletes were recipients of the NCAA Elite 90 Award with Emma LaPinta (Oklahoma gymnastics) and Jules Callahan (Oklahoma State softball) earning their second straight honor in 2022. Additionally, OSU's Ryan Schoppe was rewarded for Men's Indoor Track in 2022. The accolade showcases individuals who have reached the pinnacle of competition at the national championship level, while also achieving the highest academic standard among their peers.

In its short history, the Big 12 has over 780 Academic All-America recipients, averaging over 30 each season. Big 12 student-athletes have shown commitment to their studies by earning numerous individual academic recognitions. On 24 occasions a league athlete has garnered the top academic honor for their respective sport, including Bianca St. Georges (West Virginia) for soccer in 2018-19, Brittany Brewer

(Texas Tech) for women's basketball in 2019-20 and Charlie Kolar (Iowa State) for football in 2021-22.

Competitive excellence, scholarship and sportsmanship are all equal components of the Big 12 philosophy. All-Big 12 teams and Academic All-Big 12 squads are recognized for each sport at the end of their respective seasons. At the end of each academic year, the Conference honors its top male and female student-athletes with the Big 12 Athlete of the Year and Big 12 Sportsmanship awards.

Institutions can also nominate student-athletes for the prestigious Dr. Prentice Gautt Postgraduate Scholarships. A total of 481 scholars have received over \$3.7 million in postgraduate financial aid through the first 25 years of the program.

The Big 12 sponsors 23 sports. Men's squads include baseball, basketball, cross country, football, golf, indoor track & field, outdoor track & field, swimming & diving, tennis and wrestling. Women's teams are fielded in basketball, cross country, equestrian, golf, gymnastics, indoor track & field, outdoor track & field, rowing, soccer, softball, swimming & diving, tennis and volleyball.

Big 12 institutions create a league that encompasses five states and nearly 38 million people. Nearly 5,000 student-athletes from across the United States and around the World compete annually in the sports sponsored by the Conference.

The Conference currently conducts postseason championships for 22 of its 23 sports with the Football Championship Game returning in 2017 after a six-year absence. Each championship helps to determine teams and/or individuals that will represent the Conference in national postseason competition.

The Conference office is headquartered in Irving, Texas.

Big 12 Conference Commissioners  
Steve Hatchell, 1996-98  
Dave Martin (interim), 1998  
Kevin Weiberg, 1998-2007  
Dan Beebe, 2007-11  
Chuck Neinas (interim), 2011-12  
Bob Bowsby, 2012-22  
Brett Yormark, 2022-Present



## THE YORMARK FILE

**Position:** Big 12 Commissioner  
**Alma Mater:** Indiana University, 1988  
**Wife:** Elaina

## BRETT YORMARK

Recognized as one of the most dynamic and innovative executives in sports and entertainment, Brett Yormark began his tenure as the fifth commissioner of the Big 12 Conference on August 1, 2022. He previously held positions at Roc Nation, Brooklyn Sports & Entertainment and NASCAR.

Yormark served three years as the COO of Roc Nation and Co-CEO of Roc Nation Unified before moving to the Big 12. Roc Nation is a full-service entertainment company supporting a diverse roster of talent via artist management, music publishing, touring, production, strategic brand development and more. The client list includes some of the world's most recognizable names in the entertainment and sports worlds, such as Rihanna, Alicia Keys, DJ Khaled, Robin Thicke, Megan Thee Stallion, Christina Aguilera, LaMelo Ball, Romelu Lukaku and Kevin De Bruyne. The company was founded in 2008 by JAY-Z and has offices in New York City, London and Los Angeles.

Yormark joined the company in the fall of 2019 and in his role as COO, focused on optimizing operational resources and building company infrastructure to support continued growth. Yormark also supervised sponsorship, licensing, content partnerships, and brand strategy. In addition, he spearheaded Roc Nation Unified, the organization's commercial and consultative arm that works with artists, athletes, leagues, teams, and brands.

Prior to Roc Nation, Yormark spent 14 years as President and CEO of Brooklyn Sports & Entertainment (BSE) Global, which manages and controls Barclays Center, the Brooklyn Nets, and the Nets' NBA G League team, the Long Island Nets. During his tenure, he also expanded BSE's venue footprint by leading the renovation, reopening and subsequent operation of NYCB LIVE, home of the Nassau Veterans Memorial Coliseum on Long Island, and Manhattan's iconic Webster Hall. While at BSE Global, Yormark had oversight for all facets of Barclays Center and NYCB LIVE, including operations, event programming, sales, and marketing.

After joining the Nets in 2005, Yormark led the team's 2012 move to Brooklyn, including the rebranding that established the Nets as a global lifestyle brand. In overseeing the transformation from New Jersey to Brooklyn, Yormark led the team to placements in the top tier of every major business matrix, including ticket sales, merchandise and sponsorship.

Under his leadership, Barclays Center and NYCB LIVE were consistently named among the industry's top venues worldwide in ticket sales by leading industry publications such as Billboard, Pollstar, and VenuesNow. Yormark brought the hottest names in music to the

venues under his purview, including opening Barclays Center with eight consecutive nights of sold-out shows from legendary rapper JAY-Z. Barclays Center and NYCB LIVE also welcomed legends including Barbra Streisand, Bruce Springsteen, Beyoncé, Billy Joel, Elton John, Coldplay, J. Cole, Kendrick Lamar, Pearl Jam, and many more.

On the sports side of the business, he brought professional boxing back to Brooklyn for the first time since 1931 and saw Barclays Center host dozens of world championship fight nights. College basketball also became a mainstay in Brooklyn, with Yormark securing agreements to host the NCAA Men's Basketball Tournament, the ACC Men's Basketball Tournament, and the Atlantic 10 Men's Basketball Tournament, alongside matchups between many of the nation's top programs such as Kentucky, Kansas, Duke, and North Carolina, among others.

Before BSE Global, Yormark worked for NASCAR for six years, where he helped build the stock-car racing company into a major sports property. Yormark was named the maximum three times to the "Forty Under 40" list by Sports Business Journal and was selected twice to the "40 Under 40" list by Crain's New York Business. He is also on the board of the City Parks Foundation, the TJ Martell Foundation and NYC & Company.

Yormark is the proud father of Madison and Drake, and is married to Elaina Scotto.





**SEE A QR CODE?**  
**SCAN IT**



**HOW TO SCAN:**

1. OPEN THE CAMERA APP ON YOUR PHONE OR TABLET
2. FOCUS THE CAMERA ON THE QR CODE BY GENTLY TAPPING THE CODE
3. FOLLOW THE INSTRUCTIONS ON THE SCREEN TO COMPLETE THE ACTION



The background of the entire image is a blue-tinted photograph of several football players in action. The players are wearing dark jerseys with light-colored numbers and helmets. One player in the center has the number '3' on his jersey, and another to his right has the number '0'. The scene is dynamic, with players in various poses, suggesting a game in progress. The blue tint is uniform across the entire image, creating a cohesive and energetic feel.

WE PLAY FOR  
**KANSAS**




# DAVID BOOTH KANSAS MEMORIAL STADIUM



**RECOGNIZED AS THE FIRST STADIUM BUILT ON A COLLEGE  
CAMPUS WEST OF THE MISSISSIPPI RIVER,**

David Booth Kansas Memorial Stadium is the seventh oldest collegiate stadium in the nation as Kansas prepares for its 102nd season of football. Located at the north base of Mt. Oread at 11th and Maine streets in Lawrence, it has a capacity of 47,233.





# THROUGH THE YEARS

## 1920

Phog Allen, in his only season as football head coach, rallies his team from a 20-0 halftime deficit to a 20-20 tie against Nebraska. The following Monday, students and faculty gather to celebrate the comeback and more than \$200,000 is pledged over a three-day period to build a concrete stadium.

On Nov. 11, just prior to the KU-Nebraska game, Kansas Memorial Stadium was formally dedicated.

## 1921

In the first game in Kansas Memorial Stadium, KU defeated Kansas State, 21-7 in front of 5,160 fans on Oct. 3, 1921. When the stadium was completed, the east and west stands had a capacity of 22,000.

## 1927

Phog Allen's dream of a horseshoe-type stadium turns into reality as the north bowl is completed and the stadium capacity is increased to 35,000.

## 1999


The completion of a two-year, \$26 million, renovation project which included extensive infrastructure repairs, new concourse with improved concession stands and restrooms, new home locker room, a new press box with 36 scholarship suites and expanded facilities for radio, television and print media and a new elevator. In addition, the 1999 season marked the debut of a new video board in the south endzone.

## 2014

The historic track surrounding the field at Kansas Memorial Stadium was removed with the completion of Rock Chalk Park and replaced with FieldTurf, making the surface safer for football student-athletes.

## 2021

Kansas football celebrated 100 years of David Booth Kansas Memorial Stadium throughout the 2021 season.





# KANSAS FOOTBALL FACILITIES

**TURF  
PRACTICE FIELDS**





**DAVID BOOTH KANSAS  
MEMORIAL STADIUM**



**DAVID BOOTH KANSAS MEMORIAL STADIUM**

**TURF PRACTICE FIELDS**








**ANDERSON FAMILY  
FOOTBALL COMPLEX**

**FOOTBALL INDOOR  
PRACTICE FACILITY**

**MRKONIC FAMILY AUDITORIUM**


**INDOOR FOOTBALL PRACTICE FACILITY**





# ANDERSON FAMILY FOOTBALL COMPLEX

Anderson Family Football Complex serves as the home to Kansas football's weight room, locker room, meeting room, players lounge, football offices and more. With direct access to David Booth Kansas Memorial Stadium, the Football Indoor Practice Facility and all of KU's campus, Anderson Family Football Complex is a convenient place to eat, train, meet and relax for the Jayhawks.





# SUMMER 2022 WEIGHT ROOM HIGHLIGHTS

**227** lbs.

TOTAL MUSCLE  
MASS GAINED

**34**

PLAYERS OVER A 35 INCH  
VERTICAL JUMP, 15 MORE  
THAN PREVIOUS YEAR

**16**

PLAYERS SUB 1.3 SECONDS  
IN THE 2+10 YARD SPRINT,  
COMPARED TO 1 FROM  
2021.

**435** lbs.

BACK SQUAT  
TEAM AVERAGE

**280** lbs.

POWER CLEAN  
TEAM AVERAGE

**31**

PLAYERS OVER 500  
LBS. BACK SQUAT,  
COMPARED TO 17 FROM  
2021





# JAYHAWKS

IN THE



**DORANCE ARMSTRONG**  
DE | DALLAS COWBOYS



**HAKEEM ADENIJI**  
OL | CINCINNATI BENGALS



**KWAMIE LASSITER II**  
WR | CINCINNATI BENGALS



**POOKA WILLIAMS JR.**  
WR | CINCINNATI BENGALS



**DORANCE ARMSTRONG**  
DE | DALLAS COWBOYS





## JAYHAWKS IN THE SUPER BOWL



**AZUR KAMARA**  
LB | KANSAS CITY CHIEFS



**KYRON JOHNSON**  
LB | PHILADELPHIA EAGLES



**STEVEN SIMS**  
WR | PITTSBURGH STEELERS



**DANIEL WISE**  
DT | WASHINGTON COMMANDERS

PLAYER	TEAM	GAMES
Hakeem Adeniji	Cincinnati	LVI
Jim Bailey	Indianapolis	V*
Chris Banks	Denver	XXXIII*
Gilbert Brown	Green Bay	XXXI*, XXXII
Larry Brown	Pittsburgh	IX*, X*, XIII*, XIV*
Isaac Byrd	Tennessee	XXXIV
Billy Campfield	Philadelphia	XV
Bert Coan	Kansas City	I
Nolan Cromwell	Los Angeles	XIV
Don Davis	St. Louis	XXXVI
	New England	XXXVIII*, XXXIX*
Tom Dinkel	Cincinnati	XVI
Paul Fairchild	New England	XX
Chris Harris Jr.	Denver	XLVIII, 50*
Justin Hartwig	Pittsburgh	XLIII*
Ron Jessie	Los Angeles	XIV
Bobby Johnson	New York Giants	XXI*
Steven Johnson	Denver	XLVIII
Rod Jones	St. Louis	XXXVI
Steve Lawson	Minnesota	VIII, IX
Lindsey Mason	Oakland	XV*
Curtis McClinton	Kansas City	I, IV*
Sean McDermott	New England	XXXVIII*
Robert Miller	Minnesota	XII
Mike Norseth	Cincinnati	XXIII
Elvis Patterson	New York Giants	XXI*
	Dallas	XXVIII*
John Riggins	Washington	XVII*, XVIII
Dana Stubblefield	San Francisco	XXIX*
Harry Sydney	San Francisco	XXIII*, XXIV*
Aqib Talib	Denver	50*
	Los Angeles Rams	LIII
David Verser	Cincinnati	XVI
Alvin Walton	Washington	XXII*, XXVI*
Ron Warner	Tampa Bay	XXXVII*
Bobby Whitten	Cincinnati	XVI
Pooka Williams Jr.	Cincinnati	LVI

entering the 2022 preseason



# HALL OF FAME JAYHAWKS

The Kansas Athletics Hall of Fame was established to formally recognize outstanding individuals and teams to preserve the heritage and tradition of the University's athletic program. The Hall of Fame is monitored by the Kansas Athletics Board.

## KANSAS ATHLETICS HALL OF FAME

### PLAYERS

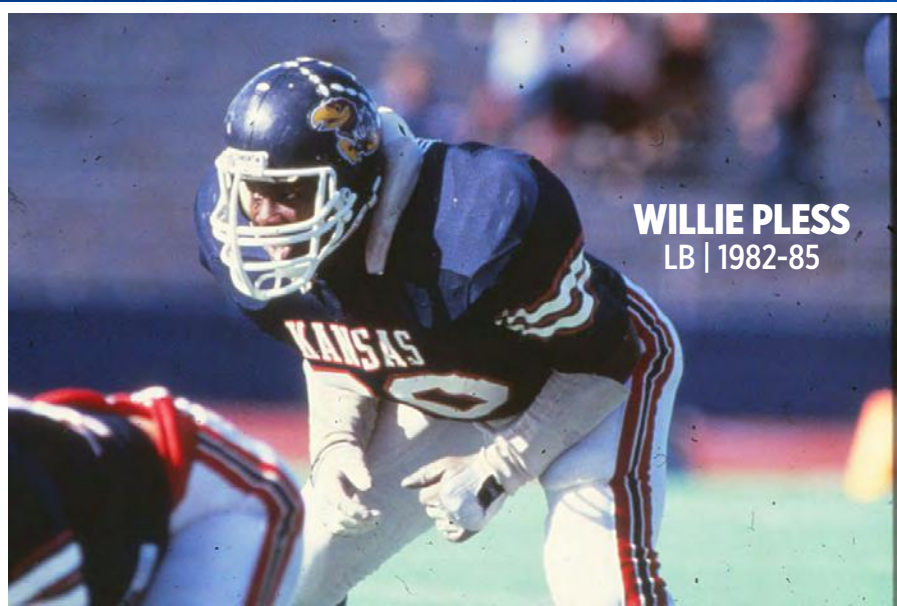
James Bausch (FB, 1929-30)  
Anthony Collins (OL, 2005-07)  
Nolan Cromwell (QB, 1973-76)  
Bobby Douglass (QB, 1966-68)  
Ray Evans (RB, 1941-42, 46-47)  
John Hadl (RB/QB, 1959-61)  
Charles Hoag (RB, 1950-52)  
David Jaynes (QB, 1971-73)  
Tommy Johnson (QB, 1908-10)  
Bruce Kallmeyer (K, 1980-83)  
Curtis McClinton (RB, 1959-61)  
Mike McCormack (OT, 1948-50)  
George Mrkonjic (OG/T, 1950-52)  
Dean Nesmith (T, 1933-35)  
John Outland (T, 1895)  
Harold Patterson (E, 1952-53)  
Willie Pless (LB, 1982-85)  
Gil Reich (QB, 1952)  
John Riggins (RB, 1968-70)  
Gale Sayers (RB, 1962-64)  
Otto Schnellbacher (E, 1942, 46-47)  
Oliver Spencer (OG/T, 1950-52)  
Aqib Talib (CB, 2005-07)  
John Zook (DE, 1966-68)

### COACHES

Don Fambrough (1971-74, 79-82)  
Mark Mangino (2002-09)  
Glen Mason (1988-96)  
Jack Mitchell (1958-66)  
Bud Moore (1975-78)  
Pepper Rodgers (1967-70)  
George Sauer (1946-47)



**DON FAMBROUGH**  
1971-74, 1979-82



**WILLIE PLESS**  
LB | 1982-85




**RAY EVANS**  
RB | 1941-42, 46-47




# NATIONAL FOOTBALL LEAGUE HALL OF FAME



**MIKE MCCORMACK**  
CLEVELAND BROWNS  
INDUCTED IN 1984



**JOHN RIGGINS**  
WASHINGTON REDSKINS  
INDUCTED IN 1992



**GALE SAYERS**  
CHICAGO BEARS  
INDUCTED IN 1977

## KANSAS FOOTBALL RING OF HONOR

The names of those players honored in football at the University of Kansas are displayed at the top north bowl of David Booth Kansas Memorial Stadium as a tribute to their careers. In addition, the three players who have had their jerseys retired – Ray Evans (42), John Hadl (21) and Gale Sayers (48) – are also listed with their respective numbers.



**DARRELL STUCKEY II**  
2019 Ring of Honor

Gilbert Brown  
Larry Brown  
Anthony Collins  
Nolan Cromwell  
Bobby Douglass  
Ray Evans  
John Hadl  
Chris Harris Jr.  
David Jaynes  
Bruce Kallmeyer  
Curtis McClinton  
Mike McCormack  
George Mrkonjic  
Willie Pless  
Gil Reich  
Gale Sayers  
Otto Schnellbacher  
Oliver Spencer  
Darrell Stuckey II  
Aqib Talib  
Todd Reesing  
John Riggins  
John Zook



# MEDIA EXPOSURE

During the 2021 Kansas football season, all 12 games were broadcasted on the ESPN family of networks, FOX family of Networks or the Jayhawk IMG Television Network. Each season, all Big 12 Conference games will be televised on ABC, ESPN, FOX, FS1, FOX Sports Network regional, FOX College Sports or an institutional network. Each institution is allowed to televise one game on a school network.







**487,000+**  
**VIEWERS**

**MOST-WATCHED ESPNU GAME  
OF THE YEAR.**

**SECOND MOST-WATCHED GAME  
ON ESPN2.**

**THIRD MOST-WATCHED  
AFTERNOON GAME ON ESPN.**

**IT WAS A MOMENT THAT REMINDS US  
WHY WE LOVE  
COLLEGE FOOTBALL.  
A MOMENT THAT HAS BEEN SEEN BY  
MILLIONS!!**


-- TOM RINALDI, FOX BIG NOON KICKOFF



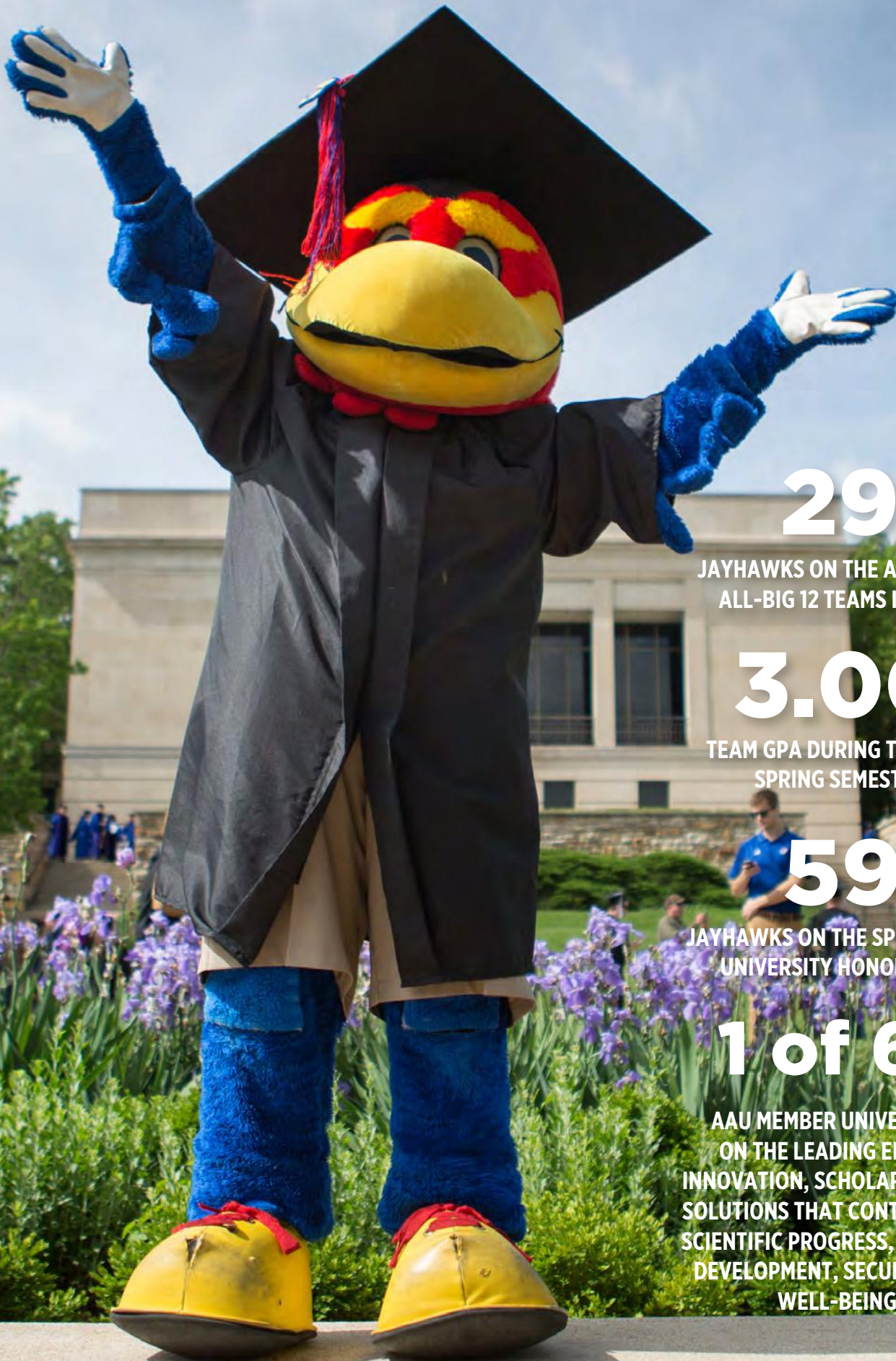
# ACADEMIC SUPPORT

The Student-Athlete Support Services staff focuses all collective resources in support of the academic, personal and interpersonal development of each individual it serves. Jayhawk student-athletes have access to individual study rooms, 100+ tutors, a computer lab and offices for all Student-Athlete Support Services personnel.

- Tutoring is available to any student-athlete who needs academic assistance.
- Approximately 100 tutors work for Kansas Athletics, many of whom are instructors or teaching assistants at KU or retired educators. Some tutors are undergraduate students who have excelled in their respective subject areas.
- Kansas Athletics offers both individualized and small study group tutoring, based entirely upon the learning needs of each student-athlete.
- More than 1,500 tutoring sessions are scheduled each week.
- More than 300 student-athletes work with tutors each semester.







**29**

JAYHAWKS ON THE ACADEMIC  
ALL-BIG 12 TEAMS IN 2021

**3.00**

TEAM GPA DURING THE 2022  
SPRING SEMESTER

**59**

JAYHAWKS ON THE SPRING 2022  
UNIVERSITY HONOR ROLL

**1 of 65**

AAU MEMBER UNIVERSITIES  
ON THE LEADING EDGE OF  
INNOVATION, SCHOLARSHIP, AND  
SOLUTIONS THAT CONTRIBUTE TO  
SCIENTIFIC PROGRESS, ECONOMIC  
DEVELOPMENT, SECURITY, AND  
WELL-BEING.



# JAYHAWKS IN THE COMMUNITY





# 402

HOURS DEDICATED TO  
COMMUNITY SERVICE DURING THE  
SUMMER OF 2022

# ALL

PLAYERS ON THE KANSAS  
FOOTBALL ROSTER PARTICIPATED  
IN COMMUNITY SERVICE  
INITIATIVES DURING THE SUMMER  
OF 2022

# 136

MORE HOURS DEDICATED TO  
COMMUNITY SERVICE COMPARED  
TO THE SUMMER OF 2021.





# ATHLETICS FACILITIES




1



2



3



4



5



6



7



8



9


## 1. ALLEN FIELDHOUSE

Allen Fieldhouse is labeled by many as one of the best places in America to watch a college basketball game; Hosts approximately 35 home basketball games (men and women combined) each year. Allen Fieldhouse is the largest basketball arena in the state of Kansas, the second largest in the Big 12 Conference and home to the 2021 NCAA Men's Basketball National Champions.


## 2. ANDERSON FAMILY FOOTBALL COMPLEX

The headquarters of Kansas football; Adjacent to David Booth Kansas Memorial Stadium, the two-level building includes offices, academic areas, a weight room, locker rooms, an audio-visual room, meeting rooms, a cardio room, a hydro-therapy room, a nutrition area and a display area; The stand-alone, 80,000 square-foot facility is the state-of-the-art centerpiece of a \$33 million project, which also includes two practice fields and additional parking.





10



11



12



13



14



15

**3. ANDERSON STRENGTH CENTER**

State-of-the-art weight room that helps KU compete with other universities for top student-athletes; \$8 million, 42,000-square-foot complex.

**4. ANSCHUTZ PAVILLION**

Indoor practice facility for many Jayhawk teams; 40,000-square-foot multi-purpose building.

**5. ARROCHA BALLPARK AT ROCK CHALK PARK**

Home of Kansas softball; 2015 was the first season at the current location, Arrocha Ballpark was originally located south of Allen Fieldhouse, but the name transferred to honor the \$2 million gift by Cheryl Womack in November 2002.

**6. THE JAYHAWK CLUB**

As the "home" to the University of Kansas men's and women's golf programs, The Jayhawk Club houses the teams' practice facility featuring all the essentials in a climate-controlled learning environment, as well as exclusive outdoor practice areas with a variety of grasses to prepare the Jayhawks for any playing surface.

**7. HOGLUND BALLPARK**

Home of the Jayhawk baseball program; The entire field is covered in turf, with a different color and grade on the basepaths, at home plate and on the warning track.

**8. HOREJSI FAMILY VOLLEYBALL ARENA**

Home of Kansas volleyball since 1999; One of five volleyball-only facilities in the Big 12 Conference, the HFAC also houses a locker

room and separate team room for pregame meetings and downtime between classes.

**9. KU SOCCER COMPLEX AT ROCK CHALK PARK**

Home of Kansas soccer; Opened in October 2014, this dedicated facility features a berm surrounding the playing surface and seats over 2,300 fans; Hosted the 2014 NCAA Tournament First Round.

**10. JAYHAWK TENNIS CENTER AT ROCK CHALK PARK**

The \$9 million, indoor-outdoor, state-of-the-art facility opened the winter of 2016-17; It features six indoor and six outdoor courts, multiple locker rooms, meeting spaces, coaches' offices, a team lounge, a training room and a multi-purpose room in which to watch film; Stadium seating available, both indoor and outdoor, for great fan viewing of every court; The outdoor courts have lights for evening matches and every court has its own scoreboard.

**11. DAVID BOOTH KANSAS MEMORIAL STADIUM**

Recognized as the first stadium built on a college campus west of the Mississippi River, Memorial Stadium is the seventh-oldest collegiate stadium in the nation, as it opened in 1921; Located at the north base of Mt. Oread at 11th and Maine streets in Lawrence, it has a capacity of 47,233.

**12. RIM ROCK FARM**

Located northwest of Lawrence; Has been the home of the Jayhawks since the 1974 season; Hosted the 2020 Big 12 Conference and 2015 NCAA Midwest Regional Cross Country Championships.

**13. ROBINSON NATATORIUM**

Home of Kansas swimming and diving for more than 40 years; Current structure features a 25-meter, eight-lane competition pool, a 25-yard, six-lane pool and a diving well.

**14. ROWING BOATHOUSE**

Home of Kansas rowing since 2009; Sits near the Kansas River in Lawrence's Burcham Park; 14,000-square-foot facility was dedicated on February 28, 2009.


**15. KU TRACK COMPLEX AT ROCK CHALK PARK**

Home of Kansas track & field; 87th annual Kansas Relays was the first meet to be held at the facility in April 2014; Recognized by the International Association of Athletics Federations (IAAF) as the fifth Class I Certified track on United States soil and one of only 105 in the entire world; Hosted the NCAA West Preliminary in 2016, the 2017 Big 12 Championship and the 2017 USATF Junior Olympics.





# KANSAS TRADITIONS



## 1. THE NICKNAME: JAYHAWK

The University of Kansas is the home of the Jayhawk, a mythical bird with a fascinating history. Its origin is rooted in the historic struggles of Kansas settlers. The term “Jayhawk” was probably coined about 1848. Accounts of its use appeared from Illinois to Texas. The name combines two birds - the blue jay, a noisy, quarrelsome thing known to rob other nests, and the sparrow hawk, a stealthy hunter.

## 2. THE ALMA MATER

In 1891, professor George Barlow Penny searched for a school song for the Glee and Mandolin Club to sing on its tour through Kansas to Denver and back. No one responded with an original song in answer to his appeals. Just before departure, he thought of the Cornell song “Far Above Cayuga’s Waters.” Hastily changing a few words, he gave it to the glee club men to sing on the trip. He did not expect the song to be used after their return, but “Crimson and the Blue” still goes on. The music is not Cornell’s but an old English folk tune, “Annie Lisle.”

## 3. CAMPANILE HILL

Campanile Hill forms the picturesque backdrop for David Booth Kansas Memorial Stadium. On a sunny fall Saturday, the “Hill” is transformed into a congregating place for watching Jayhawk football, sunning and barbecuing. Potter Lake, just to the southwest of David Booth Kansas Memorial Stadium and at the bottom of Campanile Hill, adds to the beauty of the Kansas campus.





#### 4. THE K RING

The K Ring symbolizes a uniquely shared experience between generations of varsity letterwinners at the University of Kansas. As a Jayhawk you are expected to uphold tradition and retain the characteristics of a champion while continuing to create your own legacy.

#### 5. WAVING THE WHEAT

Since the early days of KU sports, it has been a ritual of Jayhawk fans to “wave the wheat” following every Kansas scoring drive in football. The tradition also extends to Allen Fieldhouse where fans “wave the wheat” when an opponent fouls out and at the conclusion of every Jayhawk victory. The ritual consists of fans waving their arms in the air, an activity which, when done by a large crowd, resembles a breezy Kansas wheat field.



#### 6. THE ROCK CHALK CHANT

The Rock Chalk Chant has been the battle cry of KU fans for more than 80 years. This strange, traditional chant, which is among the most famous of all college cheers, was started by E.H.S. Bailey, a professor of chemistry. On May 21, 1886, Bailey submitted the cheer to his club.



# THE UNIVERSITY OF KANSAS

The University of Kansas is a premier research institution with a mission to educate leaders, build healthy communities and make discoveries that change the world. The university has more than 40 nationally ranked academic programs and is home to major centers overseeing research in life span issues, the humanities, the environment, biodiversity, and polar ice sheets. KU also has nationally designated cancer and Alzheimer's centers and the state's only schools of medicine and pharmacy, which are vital to training healthcare providers for the state's underserved communities. In addition to making discoveries that change the world, KU research grows the Kansas economy. Last year, KU conducted \$230 million in externally funded research, which is new money that flows into Kansas as a result of our research. There more than 38 active startup companies based on KU technologies, and nearly a dozen out-of-state companies have relocated to Kansas to partner with KU researchers since 2010.





# 13

PRESTIGIOUS ACADEMIC  
SCHOOLS

# 400+

DEGREE AND CERTIFICATE  
PROGRAMS

# AAU

RESEARCH UNIVERSITY -  
ONE OF 65 TOP RESEARCH  
UNIVERSITIES IN NORTH  
AMERICA


# 350,000+

ALUMNI WORLDWIDE





# COMMUNITY OF LAWRENCE



## **DOWNTOWN**

Less than a mile from campus, downtown Lawrence provides a uniquely historic yet modern setting with world-class restaurants, dynamic arts and energetic nightlife.

## **MUSIC**

Take a short walk on downtown's main thoroughfare, Massachusetts Street, and you'll be in the midst of what *The New York Times* called "the most vital music scene between Chicago and Denver."

## **SHOPPING**

Iowa Street and 31st Street: Big box stores like Best Buy, Target, Walmart and others can all be found at this intersection in southwest Lawrence.  
Downtown: Trendy fashion, vintage bookstores and completely unique record stores.

## **DINING**

Steaks, seafood, Mexican, Greek, Italian, Spanish, Chinese, sushi, gourmet burgers, fish & chips, Thai, barbecue, vegetarian — you name it — Lawrence has it!

## **OUTDOORS**

The outdoor aquatic center downtown, Clinton State Park to the west and South Park on the east side provide a wide variety of opportunities for outdoor activities.



# KANSAS CITY



## **CULTURE**

Citing the Nelson Atkins, Kemper, and Nerman art museums as proof, Kansas City was selected by Travel & Leisure magazine as the fourth-most cultured city in America in April 2015.

## **TECHNOLOGY**

Thanks to a \$15 million investment in infrastructure, Kansas City is set to become the largest "Smart City" in North America. The "Smart City" network is expected to use a public Wi-Fi system that would also be available to residents and visitors for free.

## **ARTS & ENTERTAINMENT**

Opened in 2007, the \$276 million T-Mobile arena is located in Kansas City's Power & Light District, a nine block entertainment district with shopping, restaurants, a movie theatre and arts venues.

## **CUISINE**

Famous for a dish called "Burnt Ends" many agree that Kansas City is home to the best barbeque in the world. KC original Joe's Kansas City was named the "manliest restaurant" in America by Men's Health magazine (November 2012).

## **SHOPPING**

The Country Club Plaza is Kansas City's outdoor, upscale shopping district. Over 180 shops and dozens of restaurants ranging from five-star to laidback reside amidst the Spanish-inspired architecture.

## **SPORTS**

The metro area is home to the 2020 Super Bowl Kansas City Chiefs, Sporting KC, FC Kansas City and the 2015 World Series Champion Kansas City Royals. Kansas City will play host to the 2023 NFL Draft and the 2026 FIFA World Cup.



**STREAMING NOW**   
KANSAS JAYHAWKS YOUTUBE

# THE BLUEPRINT



ALL-ACCESS WITH KANSAS FOOTBALL



PRESENTED BY:  
THE UNIVERSITY OF  
KANSAS HEALTH SYSTEM

SCAN TO WATCH NOW







# MEET THE JAYHAWKS



# 2022 ROSTER

## NUMERICAL ROSTER

No.	Name	Pos.	Ht.	Wt.	Yr.	Hometown (High School/Previous School)
0	Edwin White-Schultz	S	6'0"	204	So.	Mobile, Ala. (UMS-Wright Preparatory)
1	Kenny Logan Jr.	S	6'0"	210	Sr.	St. Augustine, Fla. (Menendez HS)
2	Lawrence Arnold	WR	6'3"	200	R-So.	DeSoto, Texas (DeSoto HS)
2	Jacobee Bryant	CB	6'0"	170	So.	Evergreen, Ala. (Hillcrest HS)
3	Tanaka Scott	WR	6'4"	205	R-Fr.	Mobile, Ala. (Murphy HS)
3	Ra'Mello Dotson	CB	6'1"	186	R-So.	Daytona Beach, Fla. (Mainland HS)
4	Marvin Grant	S	6'2"	205	R-Jr.	Detroit, Mich. (Martin Luther King HS/Purdue)
4	Devin Neal	RB	5'11"	210	So.	Lawrence, Kan. (Lawrence HS)
5	OJ Burroughs	S	5'10"	185	So.	Savannah, Ga. (IMG Academy)
5	Douglas Emilien	WR	6'1"	190	R-So.	Ft. Lauderdale, Fla. (American Heritage/Minnesota)
6	Taiwan Berryhill	LB	6'2"	225	Jr.	New Orleans, La. (St. Augustine HS)
6	Jalon Daniels	QB	6'0"	215	Jr.	Lawndale, Calif. (Lawndale HS)
7	Trevor Wilson	WR	5'11"	195	R-Jr.	Tallahassee, Fla. (Amos P. Godby HS/Bufalo)
7	Lorenzo McCaskill	LB	6'0"	220	S-Sr.	Detroit, Mich. (Southfield A&T/Louisiana)
8	Ky Thomas	RB	5'11"	200	R-So.	Topeka, Kan. (Topeka HS/Minnesota)
8	Kwinton Lassiter	CB	5'11"	185	R-Jr.	Lawrence, Kan. (Lawrence Free State HS)
9	Jarrett Paul	CB	6'1"	195	RS-Sr.	Brooklyn, N.Y. (Paramus Catholic/E. Michigan)
10	Jayson Gilliom	S	6'2"	210	So.	Suwanee, Ga. (North Gwinnett HS)
11	Luke Grimm	WR	6'0"	190	Jr.	Raymore, Mo. (Raymore-Peculiar HS)
11	Eddie Wilson	DL	6'4"	315	S-Sr.	Jersey City, N.J. (Milford Academy/Bufalo)
12	Torry Locklin	RB	6'2"	210	R-Jr.	Rockdale, Texas (Rockdale HS)
12	Tristian Fletcher	LB	6'0"	225	So.	Cypress, Texas (Cy Ridge HS/Trinity Valley CC)
13	Eriq Gilyard	LB	5'11"	230	RS-Sr.	Jacksonville, Fla. (Trinity Christian HS/UCF)
13	Jordan Preston	QB	5'10"	200	R-Jr.	Lawrence, Kan. (Mill Valley HS)
14	Kai Kunz	QB	6'2"	200	Fr.	Wichita, Kan. (Andover Central HS)
14	Jalen Dye	S	6'0"	185	So.	San Diego, Calif. (Cathedral Catholic HS/Palomar College)
15	Craig Young	LB	6'3"	225	R-Jr.	Fort Wayne, Ind. (Wayne HS/Ohio State)
15	Ethan Vasko	QB	6'4"	200	Fr.	Chesapeake, Va. (Oscar F. Smith HS)
16	Shaad Dabney	CB	5'10"	190	So.	Gainesville, Fla. (Cherokee Bluff HS)
16	Ben Easters	QB	6'3"	215 lbs	R-Fr.	Brownsburg, Ind. (Brownsburg HS)
17	Jason Bean	QB	6'3"	200	RS-Sr.	Mansfield, Texas (Lake Ridge HS/North Texas)
18	Kalon Gervin	CB	5'11"	195	R-Jr.	Detroit, Mich. (Cass Tech HS/Michigan St.)
18	Jack Jackson	QB	6'3"	195	Fr.	Dallas, Texas (Highland Park High School)
19	Steven McBride	WR	6'1"	170	Jr.	Napoleonville, La. (East Ascension HS)
19	Gavin Potter	LB	6'2"	225	Sr.	Broken Arrow, Okla. (Broken Arrow HS)
20	Donovan Gaines	LB	5'10"	213	R-So.	Moore, Okla. (Southmoore HS)
20	Daniel Hishaw Jr.	RB	5'10"	215	R-So.	Moore, Okla. (Moore HS)
22	Brian Dilworth	CB	5'11"	180	Fr.	Hollywood, Fla. (Chaminade-Madonna Prep)
23	Mason Ellis	S	6'2"	195	Fr.	Mulvane, Kan. (Mulvane HS)
24	Reis Vernon	P	6'2"	210	Jr.	Bixby, Okla. (Bixby HS)
24	Monte' McGary	CB	6'0"	190	Sr.	Omaha, Neb. (Omaha South Magnet/Utah State)
25	Kaleb Purdy	S	5'11"	180	Fr.	St. Peters, Mo. (DeSmet Jesuit HS)
26	Jack Codwell	RB	6'0"	226	R-So.	Pearland, Texas (IMG Academy)
26	Krishawn Brown	LB	6'1"	226	R-So.	Tulsa, Okla. (Booker T. Washington HS)
27	Kenrick Osei-Bonsu	S	6'3"	190	Fr.	Olathe, Kan. (Olathe North HS)
28	Sevion Morrison	RB	6'0"	212	R-So.	Tulsa, Okla. (Edison HS/Nebraska)
29	Jaden Robinson	CB	6'0"	185	R-Fr.	Grand Prairie, Texas (South Grand Prairie HS)
30	Rich Miller	LB	6'1"	225	Sr.	Detroit, Mich. (Martin Luther King HS/Bufalo)
31	Landon Nelson	S	5'11"	187	R-Fr.	Maui, Hawai'i (Valley HS)
31	Grant Glasgow	K	6'1"	195	Fr.	Lawrence, Kan. (Lawrence HS)
32	Dylan Downing	LB	6'1"	235	R-Jr.	Kansas City, Kan. (Bishop Miege HS)
32	Tylan Alejos	RB	5'9"	200	Fr.	Topeka, Kan. (Topeka HS)
33	Spencer Roe	FB	6'3"	260	RS-Sr.	Lawrence, Kan. (Lawrence Free State HS)
33	D'Marion Alexander	DE	6'5"	245	R-Fr.	China Spring, Texas (China Spring HS)
34	Owen Piepergerdes	K	6'5"	250	R-Fr.	Kansas City, Mo. (Rockhurst HS)
35	Zion DeBose	DE	6'2"	250	S-Sr.	Salisbury, N.C. (North Rowan HS/Virginia Tech)
36	DeAndre Thomas Jr.	RB	5'8"	188	R-Fr.	Blue Springs, Mo. (Blue Springs HS)
37	Grayden Addison	P	5'11"	220	R-Fr.	Noblesville, Ind. (Noblesville HS)
37	Hayden Hatcher	DE	6'3"	245	RS-Sr.	Council Bluffs, Iowa (Lewis Central HS)
38	Ty Farrington	LB	5'11"	215	Fr.	Overland Park, Kan. (Blue Valley North HS)

## ALPHABETICAL ROSTER

A		
Grayden Addison	P	37
D'Marion Alexander	DE	33
Tabor Allen	K	40
Jelani Arnold	DL	91
Lawrence Arnold	WR	2
B		
Jason Bean	QB	17
Taiwan Berryhill	LB	6
Jacob Borcila	K	83
Earl Bostick Jr.	OL	68
Krishawn Brown	LB	26
Jacobee Bryant	CB	2
OJ Burroughs	S	5
Sam Burt	DL	93
C		
Bryce Cabeldue	OL	77
Kenan Caldwell	DL	77
Jared Casey	TE	47
Jack Codwell	RB	26
Mac Copeland	TE	86
D		
Shaad Dabney	CB	16
Jalon Daniels	QB	6
Zion DeBose	DE	35
Ra'Mello Dotson	CB	3
Dylan Downing	LB	32
Emory Duggar	LS	51
Tommy Dunn Jr.	DL	92
E		
Ben Easters	QB	16
Jake Eisenhauer	OL	63
F		
Mason Fairchild	TE	89
Michael Ford Jr.	OL	54
G		
Donovan Gaines	LB	20
Kalon Gervin	CB	18
Jayson Gilliom	S	10
Eriq Gilyard	LB	13
Nolan Gorczca	OL	59
Luke Grimm	WR	11
H		
Hayden Hatcher	DE	37
Daniel Hishaw Jr.	RB	20
Luke Hosford	LS	60
Will Huggins	TE	87
J		
Jack Johnson	QB	18
K		



No.	Name	Pos.	Ht.	Wt.	Yr.	Hometown (High School/Previous School)
39	Cole Mondí	LB	5'10"	215	R-Fr.	Lawrence, Kan. (Lawrence HS)
40	Tabor Allen	K	6'1"	195	Jr.	Mansfield, Texas (Mansfield Lakeridge HS)
41	Ben Coates	LB	6'0"	210	R-So.	Overland Park, Kan. (Blue Valley West HS)
43	Max Dowling	TE	6'6"	245	Fr.	Buffalo, New York (Canisius HS)
43	Andrew Russell	S	6'2"	205	S-Sr.	Victor, N.Y. (Victor HS/Michigan)
44	Cornell Wheeler	LB	6'0"	220	R-So.	West Bloomfield, Mich. (West Bloomfield HS/Michigan)
45	Trevor Kardell	TE	6'5"	252	R-So.	Lee's Summit, Mo. (Lee's Summit West HS)
45	Dean Miller	DE	6'5"	200	So.	Los Angeles, Calif. (Cathedral HS/College of Canyons)
46	Davion Westmoreland	DL	6'3"	260	Jr.	Griffin, Ga. (Griffin HS/Hutchinson CC)
47	Jared Casey	TE	6'0"	255	R-So.	Plainville, Kan. (Plainville HS)
47	Lonnie Phelps	DE	6'3"	245	R-Jr.	Cincinnati, Ohio (Mt. Healthy HS/Miami OH)
49	Mack Moeller	TE	6'3"	233	R-Fr.	Mission, Kan. (Bishop Miege HS)
50	Mike Novitsky	OL	6'5"	300	RS-Sr.	Victor, N.Y. (Victor HS/Bufalo)
51	Emory Duggar	LS	6'2"	228	R-So.	Baton Rouge, La. (Catholic HS)
52	D.J. Withers	DL	6'4"	292	R-Fr.	Little Rock, Ark. (Joe T. Robinson HS)
53	Caleb Taylor	DL	6'4"	300	R-So.	St. Louis, Mo. (Staley HS)
54	Michael Ford Jr.	OL	6'3"	300	R-So.	Homewood, Ill. (Homewood-Flossmoor HS/Bufalo)
55	Armaj Reed-Adams	OL	6'5"	310	R-So.	DeSoto, Texas (DeSoto HS)
56	Parker Williams	DE	6'4"	235	Fr.	Kansas City, Mo. (Rockhurst HS)
57	Hank Kelly	OL	6'4"	297	R-Fr.	Fayetteville, Ark. (Fayetteville HS)
58	Kael Farkes	OL	6'3"	280	Fr.	Lenexa, Kan. (Shawnee Mission Northwest HS)
59	Nolan Gorczyca	OL	6'6"	311	R-Fr.	Omaha, Neb. (Roncalli Catholic HS/Bufalo)
60	Luke Hosford	LS	6'2"	225	R-Jr.	Cuyahoga Falls, Ohio (Woodridge HS)
63	Jake Eisenhauer	OL	6'1"	300	R-Fr.	Salina, Kan. (Salina Central HS)
67	Dominick Puni	OL	6'5"	315	RS-Sr.	St. Charles, Mo. (Francis Howell Central HS/Central Mo.)
68	Earl Bostick Jr.	OL	6'6"	310	S-Sr.	Barnwell, S.C. (Barnwell HS)
69	Joe Krause	OL	6'3"	300	R-So.	Prairie Village, Kan. (Shawnee Mission East HS)
71	James Livingston	OL	6'7"	290	Fr.	Dexter, Mich. (Dexter HS)
72	Danny Robinson	OL	6'5"	301	R-So.	Overland Park, Kan. (Blue Valley Northwest HS)
73	Deondre Doiron	OL	6'4"	295	R-So.	London, Ontario (Catholic Central/Bufalo)
74	De'Kedrick Sterns	OL	6'4"	308	R-Fr.	Austin, Texas (Del Valle HS)
75	Jackson Satterwhite	OL	6'5"	302	R-So.	Miami, Okla. (Miami HS)
77	Bryce Cabeldue	OL	6'6"	305	R-So.	Clovis, N.M. (Clovis HS)
78	Joey Baker	OL	6'4"	275	Fr.	Southlake, Texas (Southlake Carroll HS)
80	Cole Rhoden	WR	6'2"	180	Fr.	Platte City, Mo. (Platte City HS)
81	Quinton Conley	WR	6'6"	205	Fr.	Kansas City, Mo. (The Pembroke Hill School)
83	Jacob Borcila	K	6'2"	210	R-Jr.	Westerville, Ohio (Westerville Central HS)
83	Quentin Skinner	WR	6'5"	190	R-So.	Claremore, Okla. (Claremore HS)
84	Kevin Terry	WR	6'1"	195	R-Jr.	Little Elm, Texas (Little Elm HS/Texas Tech)
85	Kelan Robinson	WR	6'2"	207	R-Fr.	Grand Prairie, Texas (South Grand Prairie HS)
86	Mac Copeland	TE	6'4"	260	RS-Sr.	Wichita, Kan. (Wichita Collegiate HS)
87	Will Huggins	TE	6'7"	255	R-So.	Lenexa, Kan. (Shawnee Mission South HS)
88	Tevita Noa	TE	6'4"	256	Jr.	Salt Lake City, Utah (Highland HS/Snow College)
89	Mason Fairchild	TE	6'5"	261	Sr.	Andale, Kan. (Andale HS)
90	Jereme Robinson	DE	6'3"	255	Jr.	Montgomery, Ala. (Carver HS)
91	Jelani Arnold	DL	6'2"	275	S-Sr.	Irving, Texas (MacArthur HS)
92	Tommy Dunn Jr.	DL	6'3"	310	R-Fr.	Garland, Texas (Naaman Forest HS)
93	Sam Burt	DL	6'4"	295	S-Sr.	Abilene, Kan. (Abilene HS)
94	Andon Carpenter	DL	6'2"	270	Fr.	Derby, Kan. (Derby HS)
95	Ronald McGee	DL	6'3"	290	S-Sr.	Sumter, S.C. (Sumter HS/Bufalo)
96	Cole Petrus	DE	6'4"	236	R-Fr.	St. Louis, Mo. (Vianney HS)
97	Kenean Caldwell	DL	6'3"	315	Jr.	Oak Grove, La. (Oak Grove HS)
98	Caleb Sampson	DL	6'3"	305	S-Sr.	Saint Rose, La. (Northlake Christian HS/Coahoma CC)
99	Malcolm Lee	DE	6'5"	255	S-Sr.	Omaha, Neb. (Bellevue West HS/Iowa Western)

## PRONUNCIATION GUIDE

6	Taiwan Berryhill	Tie-wan
83	Jacob Borcila	Bor-chill-uh
97	Kenean Caldwell	Keenen
77	Bryce Cabeldue	Cable-Due
35	Zion DeBose	Zie-on De-Bose
18	Kalon Gervin	Kay-len Gerv-in
10	Jayson Gilliom	Gill-ee-um

13	Eriq Gilyard	Gil-ee-erd
59	Nolan Gorcsyca	Gor-sik-uh
28	Sevion Morrison	Say-vee-on
88	Tevita Noa	Tuh-vee-ta No-uh
50	Mike Novitsky	Nuh-vit-skee
96	Cole Petrus	Pee-truss
55	Armaj Reed-Adams	Ar-mah-jee
3	Tanaka Scott	Tah-nah-kuh

Trevor Kardell	TE	45
Hank Kelly	OL	57
Joe Krause	OL	69

## L

Kwinton Lassiter	CB	8
Malcolm Lee	DL	99
Torry Locklin	RB	12
Kenny Logan Jr.	S	1

## M

Lorenzo McCaskill	LB	7
Steven McBride	WR	19
Ronald McGee	DL	95
Rich Miller	LB	30
Mack Moeller	TE	49
Cole Mondí	LB	39
Sevion Morrison	RB	28

## N

Devin Neal	RB	4
Landon Nelson	S	31
Tevita Noa	TE	88
Mike Novitsky	C	50

## P

Cole Petrus	DE	96
Lonnie Phelps	DE	47
Owen Piepergerdes	K	34
Gavin Potter	LB	19
Jordan Preston	QB	13

## R

Armaj Reed-Adams	OL	55
Danny Robinson	OL	72
Jaden Robinson	CB	29
Jereme Robinson	DL	90
Kelan Robinson	WR	85
Spencer Roe	FB	33

## S

Caleb Sampson	DL	98
Jackson Satterwhite	OL	75
Tanaka Scott	WR	3
Quentin Skinner	WR	83
De'Kedrick Sterns	OL	74

## T

Caleb Taylor	DL	53
Kevin Terry	WR	84
DeAndre Thomas Jr.	RB	36

## V

Reis Vernon	P	24
-------------	---	----

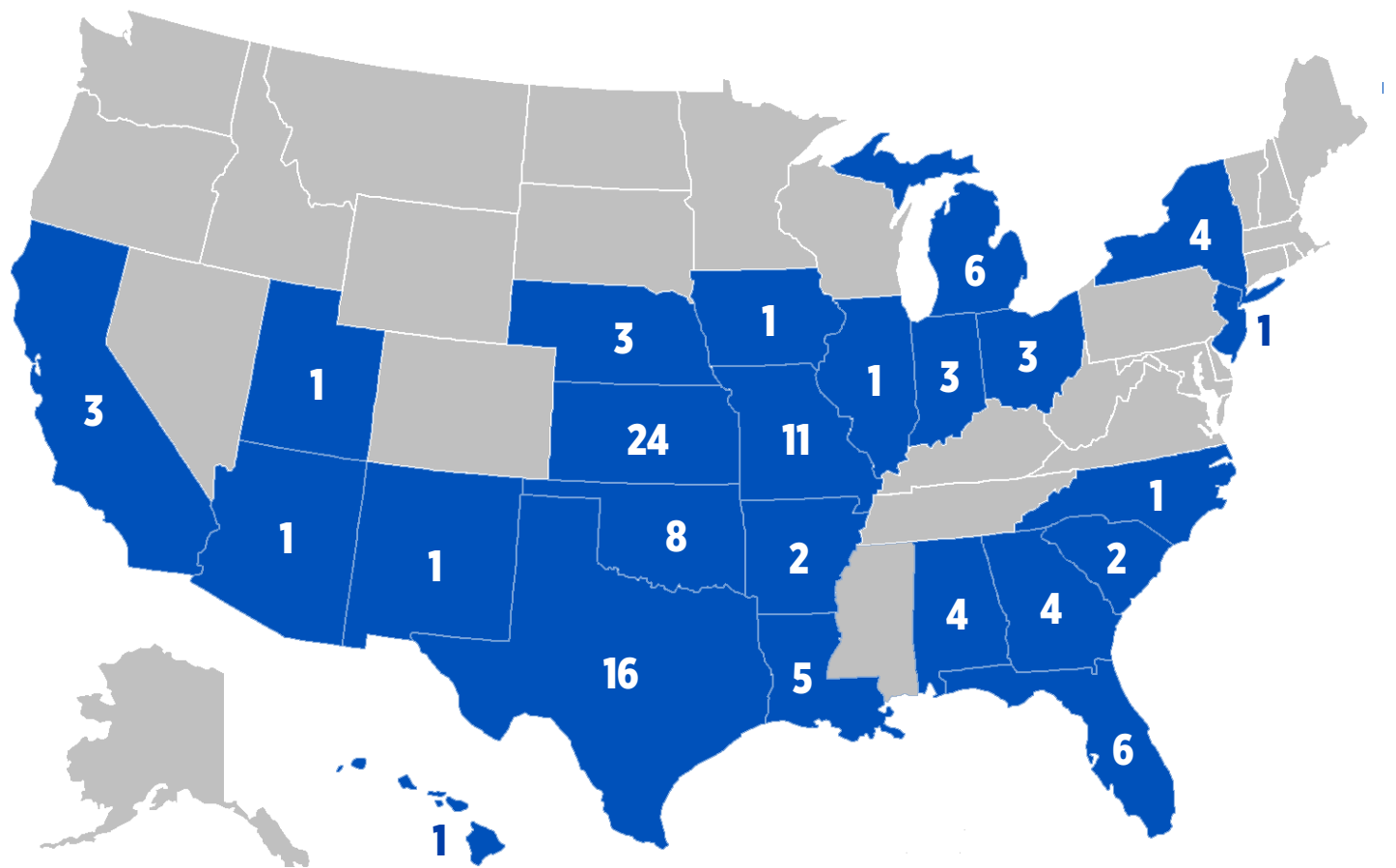
## W

Cornell Wheeler	LB	44
Edwin White-Schultz	S	0
Eddie Wilson	DL	11
Trevor Wilson	WR	7
DJ Withers	DL	52

## Y

Craig Young	LB	15
-------------	----	----





#### ALABAMA (4)

Edwin White-Schultz	Mobile
Jacobee Bryant	Evergreen
Tanaka Scott	Mobile
Jereme Robinson	Montgomery

#### ARKANSAS (2)

Hank Kelly	Fayetteville
D.J. Withers	Little Rock

#### ARIZONA (1)

Kwinton Lassiter	Chandler
------------------	----------

#### CALIFORNIA (3)

Jalon Daniels	Lawndale
Dean Miller	Los Angeles
Jalen Dye	San Diego

#### CANADA (1)

Deondre Doiron	London (Ontario)
----------------	------------------

#### FLORIDA (6)

Ra'Mello Dotson	Daytona Beach
Douglas Emilien	Fort Lauderdale
Brian Dillworth	Hollywood
Eriq Gilyard	Jacksonville
Kenny Logan Jr.	St. Augustine
Trevor Wilson	Tallahassee

#### GEORGIA (4)

Shaad Dabney	Atlanta
Davion Westmoreland	Griffin
O.J. Burroughs	Savannah
Jayson Gilliom	Suwanee

#### HAWAII (1)

Landon Nelson	Maui
---------------	------

#### ILLINOIS (1)

Michael Ford Jr.	Homewood
------------------	----------

#### INDIANA (3)

Ben Easters	Brownsburg
Craig Young	Fort Wayne
Grayden Addison	Noblesville

#### IOWA (1)

Hayden Hatcher	Council Bluffs
----------------	----------------

#### KANSAS (24)

Sam Burt	Abilene
Mason Fairchild	Andale
Andon Carpenter	Derby
Dylan Downing	Kansas City
Grant Glasgow	Lawrence
Cole Mondt	Lawrence

Devin Neal	Lawrence
Jordan Preston	Lawrence
Spencer Roe	Lawrence
Kael Farkes	Lenexa
Will Huggins	Lenexa
Mack Moeller	Mission
Mason Ellis	Mulvane
Kenrick Osei-Bonsu	Olathe
Ben Coates	Overland Park
Ty Farrington	Overland Park
Danny Robinson	Overland Park
Jared Casey	Plainville
Joe Krause	Prairie Village
Jake Eisenhauer	Salina
Tylan Alejos	Topeka
Ky Thomas	Topeka
Mac Copeland	Wichita
Kai Kunz	Wichita

#### LOUISIANA (5)

Emory Dugger	Baton Rouge
Steven McBride	Napoleonville
Taiwan Berryhill	New Orleans
Kenean Caldwell	Oak Grove
Caleb Sampson	Saint Rose

#### MICHIGAN (6)

Kalon Gervin	Detroit
Marvin Grant	Detroit
Lorenzo McCaskill	Detroit
Rich Miller	Detroit
James Livingston	Dexter
Cornell Wheeler	West Bloomfield

#### MISSOURI (11)

DeAndre Thomas Jr.	Blue Springs
Quinton Conley	Kansas City
Owen Piepergerdes	Kansas City
Parker Williams	Kansas City
Trevor Kardell	Lee's Summit
Cole Rhoden	Platte City
Luke Grimm	Raymore
Dominick Puni	St. Charles
Cole Petrus	St. Louis
Caleb Taylor	St. Louis
Kaleb Purdy	St. Peters

#### NEBRASKA (3)

Nolan Gorczyca	Omaha
Malcolm Lee	Omaha
Monte McGary	Omaha

#### NEW JERSEY (1)

Eddie Wilson	Jersey City
--------------	-------------

#### NEW MEXICO (1)

Bryce Cabeldue	Clovis
----------------	--------

#### NEW YORK (4)

Jarrett Paul	Brooklyn
Max Dowling	Buffalo
Mike Novitsky	Victor
Andrew Russell	Victor

#### NORTH CAROLINA (1)

Zion DeBose	Salisbury
-------------	-----------

#### OHIO (3)

Lonnie Phelps	Cincinnati
Luke Hosford	Cuyahoga Falls
Jacob Borcila	Westerville

#### OKLAHOMA (8)

Reis Vernon	Bixby
Gavin Potter	Broken Arrow
Quentin Skinner	Claremore
Jackson Satterwhite	Miami
Donovan Gaines	Moore
Daniel Hishaw Jr.	Moore
Krishawn Brown	Tulsa
Sevion Morrison	Tulsa

#### SOUTH CAROLINA (2)

Earl Bostick Jr.	Barnwell
Ronald McGee	Sumter

#### TEXAS (16)

De'Kedrick Sterns	Austin
D'Marion Alexander	China Spring
Tristian Fletcher	Cyprus
Jack Jackson	Dallas
Lawrence Arnold	DeSoto
ArmaJ Reed-Adams	DeSoto
Tommy Dunn Jr.	Garland
Jaden Robinson	Grand Prairie
Kelan Robinson	Grand Prairie
Jelani Arnold	Irving
Kevin Terry	Little Elm
Tabor Allen	Mansfield
Jason Bean	Mansfield
Jack Codwell	Pearland
Torry Locklin	Rockdale
Joey Baker	Southlake

#### UTAH (1)

Tevita Noa	Salt Lake City
------------	----------------

#### VIRGINIA (1)

Ethan Vasco	Chesapeake
-------------	------------



# MEET THE JAYHAWKS



## EDWIN WHITE-SCHULTZ

Safety | 6'0" | 204 | 1L | Sophomore  
Mobile, Ala. | Baker HS

**2021 (Fr.):** The freshman safety contributed in all 12 games for the Jayhawks ... Recovered his first career fumble against Texas Tech ... Also had a total of nine tackles (five solo, four assisted) on the year ... Baylor: Recorded his first multi-tackle game of the season with two stops ... at Duke: Totaled two assists ... at Iowa State: Registered two total tackles ... at Oklahoma State: Established a new career high with two solo stops.

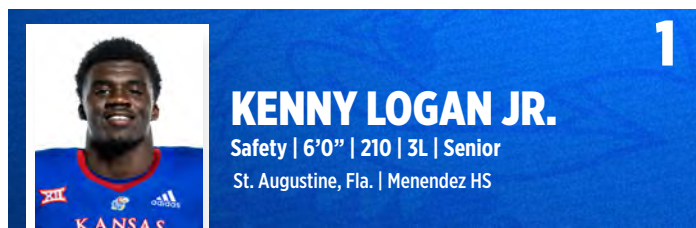
**High School:** A Rivals.com and 247 Sports composite three-star recruit ... Ranked as a Top 1,000 recruit nationally by 247 at No. 782 ... Coached by Terry Curtis ... Helped team to a 14-0 record as a junior ... Totaled 63 tackles, nine interceptions and four tackles-for-loss as a junior ... Totaled 774 all-purpose yards on offense as a junior ... Was named first-team AL.com All-Coastal Alabama ... Two-time ASWA All-State selection ... Posted 73 tackles as a sophomore with four interceptions ... Sports Illustrated All-American candidate ... Had 75 tackles in seven games as a senior with two tackles-for-loss and an interception ... Selected to play in Alabama-Mississippi All-Star game.

**Personal:** Also drew interest from Tennessee, Mississippi State, Ole Miss and others.

### Career Defensive Stats

Date	Opponent	UA-At-TT	TFL	Sack	Int.	PD	FF/R
9-18-21	Baylor	1-1-2	0-0	0-0	0	0	0/0
9-25-21	at Duke	0-2-2	0-0	0-0	0	0	0/0
10-2-21	at Iowa State	1-1-2	0-0	0-0	0	0	0/0
10-16-21	Texas Tech	0-0-0	0-0	0-0	0	0	0/1
10-30-21	at Oklahoma State	2-0-2	0-0	0-0	0	0	0/0
11-13-21	at Texas	1-0-1	0-0	0-0	0	0	0/0
<b>2021</b>		<b>5-4-9</b>	<b>0-0</b>	<b>0-0</b>	<b>0</b>	<b>0</b>	<b>0/1</b>
<b>Career</b>		<b>5-4-9</b>	<b>0-0</b>	<b>0-0</b>	<b>0</b>	<b>0</b>	<b>0/1</b>

**Career highs:** Tackles - 2 (Four times, MR at Oklahoma State, 10-30-21), Fumble Recoveries - 1 (vs. Texas Tech, 10-16-21).



## KENNY LOGAN JR.

Safety | 6'0" | 210 | 3L | Senior  
St. Augustine, Fla. | Menendez HS

**Career Honors:** 2022: Athlon Sports First Team Preseason All-Big 12 (Defense - Safety), 2022 Athlon Sports Fourth Team Preseason All-Big 12 (Special Teams - Kick Returner), 2022 Phil Steele Preseason All-Big 12 First Team (Safety), 2022 Phil Steele Preseason All-Big 12 Fourth Team (Kick Return). 2021: All-Big 12 Second Team (PFF), All-Big 12 Second Team (Coaches), All-Big 12 (AP) 2020: All-Big 12 Honorable Mention (Returner).

**2021 (Jr.):** Led the Big 12 Conference with 113 tackles in 2021, the most by a Jayhawk since 2018 ... Logan's 113 tackles were the most by a safety in the NCAA ... Of Logan's 113 total tackles, 79 came unassisted, most in the Big 12 Conference and third nationally among all players ... He was the only player in the country to have at least 113 tackles, six pass breakups and multiple forced fumbles in the season ... Had five games with at least 10 tackles, including a career-high 15 tackles at TCU ... Against the Horned Frogs, he also recorded two tackles-for-loss, becoming the first Kansas defensive back to have 15 tackles and multiple tackles-for-loss in a game since Chris Harris in 2009 ... Along with his six pass breakups on the season, he recorded an interception against Texas Tech.

**2020 (So.):** All-Big 12 Honorable Mention (Returner) ... Started on defense for the Jayhawks in eight games, while playing in all nine on the year ... Tops among all Jayhawks in tackles with 58 total for the season (40 solo and 18 assisted) ... Had 1.0 sack for a loss of six yards ... On pass defense, the sophomore cornerback registered one quarterback hurry, broke up three passes and made two interceptions, with a return of 12 yards, on the year ... Also forced one fumble ... On special teams, returned 13 kickoffs for a total of 345 yards, good for an average return of 26.5 yards ... His longest return of the season was against ISU, when he went 100 yards

for a touchdown. Coastal Carolina: Set a new career high in tackles with seven, surpassing his previous best of three, set three times in 2019 ... Returned one kick for 24 yards against the Chanticleers ... at Baylor: Led KU's defense at Baylor with seven tackles, 1.0 sack and 1.0 TFL ... Tied his career high in tackles, surpassing his previous high of three set against K-State in 2019 ... In the fourth quarter, recorded his first-career sack on Baylor quarterback Charlie Brewer ... The sack was a loss of six yards, while Logan also stripped Brewer for his first-career forced fumble ... Oklahoma State: Again tops in tackles for the Jayhawks' defense with 12 total (eight solo, four assisted), a new career high ... Also broke up one Cowboy pass after earning his second-straight start at safety ... at West Virginia: Collected eight tackles (five solo, three assisted) in Morgantown and broke up a Mountaineer pass ... at Kansas State: One of three Jayhawk captains for the annual Dillons Sunflower Showdown ... Co-leader of the defensive effort in Manhattan, as he collected six solo tackles on the afternoon ... His season total of 40 tackles leads the team ... Iowa State: Tallied his first-career interception in the fourth quarter, returning it 12 yards to the Kansas 30-yard line ... Also made three solo tackles and broke up one ISU pass on the afternoon ... Leads the team with 43 total tackles on the season through six games ... The sophomore's 100-yard kick return for a touchdown in the third quarter was the first of his career and he finished with 124 kickoff return yards in the game ... The 100-yard return is the longest return of the season and is tied for second in program history - tied with Greg Heaggans vs. Missouri State (Sept. 14, 2002), Eric Vann vs. Oklahoma (Oct. 5, 1996) and June Henley vs. Colorado (Nov. 13, 1993) ... at Oklahoma: One of three team captains for the Jayhawks in Norman ... Intercepted an OU pass in the first quarter, his second INT in as many games ... With his interceptions in back-to-back games, Logan became the first Jayhawk to accomplish such a feat since 2018, when Shakial Taylor recorded interceptions in consecutive games against Texas (11-17-2018) and Oklahoma (11-23-18) ... Also returned five kickoffs, a new career high, for 118 yards with a long return of 38 yards on the afternoon ... TCU: Recorded five tackles on the day (three solo, two assisted) and also registered a quarterback hurry against the Horned Frogs ... Returned four kickoffs for a total of 64 yards, with a long return of 27 yards on the afternoon ... at Texas Tech: Tallied three total tackles (two solo, one assisted) vs. the Red Raiders ... Made his eighth start of the season (at the safety position) while having played in all nine of KU's games ... On special teams, returned one kickoff for 15 yards.

**2019 (Fr.):** Saw playing time in all 12 of KU's games as a true freshman ... Contributed 14 total tackles to the Jayhawks' defensive effort throughout the season (11 solo and three assisted) ... The team's top punt returner on the year, totaling 28 yards on five returns ... That was good for an average of 5.6 yards per punt return with a long return of 14 yards ... Also saw action on special teams as a kick returner; returned nine kickoffs for 160 yards, an average of 16.7 yards per return, with a long return of 25 yards. Indiana State: Saw action in the return game in the season opener ... Returned one kick for 16 yards ... Coastal Carolina: Saw playing time vs. the Chanticleers ... Did not record any stats ... at Boston College: Made three solo tackles on special teams, a new career high, in the Jayhawks' win over the Eagles ... West Virginia: Did not record any statistics in his playing time against the Mountaineers ... at TCU: Compiled 40 yards on three kickoffs, with a long return of 16 yards against the Horned Frogs ... Oklahoma: Returned one kickoff for 24 yards ... at Texas: Made his first punt return as a Jayhawk, good for 14 yards ... Texas Tech: Tied his season and career high in tackles with three in KU's Homecoming victory over the Red Raiders ... Kansas State: Made three total tackles (two solo, one assisted) for the third time this season in the annual Dillons Sunflower Showdown ... at Oklahoma State: Tallied a pair of tackles (one solo, one assisted) against the nationally ranked Cowboys in Stillwater ... Returned a season and career-high two OSU punts for a total of six yards on special teams ... at Iowa State: Returned one Cyclone punt on the afternoon, good for eight yards ... Also made one solo tackle in Ames ... Baylor: Set new season and career highs in kickoffs returned with four, good for a total of 70 yards, with a long return of 25 yards ... Recorded a pair of solo tackles against the nationally ranked Bears ... Also had one punt return on the afternoon.

**High School:** Rated a three-star prospect by 247Sports.com and Rivals.com ... Played for head coach Kyle Skipper at Menendez HS ... Rushed for 1,202 yards with 18 touchdowns his senior season ... Helped lead his team to an 8-3 record ... Earned First Team All-St. John's County honors as an athlete ... Also lettered in basketball and track & field.

**Personal:** Son of Coretta Blount and Kenneth Logan ... Majoring in sports management, with a minor in business ... Has one brother, Brandon James and one sister, Angelina Dejesue ... Brother, Brandon, played college football at Florida ... Chose Kansas over offers from USF, Auburn, Ole Miss, Nebraska, Iowa State, Miami (Fla.), Louisville, Minnesota, Pittsburgh, Purdue, UCF and others.



## Career Defensive Stats

Date	Opponent	UA-At-TT	TFL	Sack	Int.	PD	FF/R
9-13-19	at Boston College	3-0-3	0-0	0-0	0	0	0/0
10-26-19	Texas Tech	2-1-3	0-0	0-0	0	0	0/0
11-2-19	K-State	2-1-3	0-0	0-0	0	0	0/0
11-16-19	at Oklahoma State	1-1-2	0-0	0-0	0	0	0/0
11-23-19	at Iowa State	1-0-1	0-0	0-0	0	0	0/0
11-30-19	Baylor	2-0-2	0-0	0-0	0	0	0/0
<b>2019</b>		<b>11-3-14</b>	<b>0-0</b>	<b>0-0</b>	<b>0</b>	<b>0</b>	<b>0/0</b>
9-12-20	Coastal Carolina	6-1-7	0-0	0-0	0	0	0/0
9-26-20	at Baylor	4-3-7	1.0-6	1.0-6	0	0	1/0
10-3-20	Oklahoma State	8-4-12	0-0	0-0	0	1	0/0
10-17-20	at West Virginia	5-3-8	0-0	0-0	0	1	0/0
10-24-20	at Kansas State	6-0-6	0-0	0-0	0	0	0/0
10-31-20	Iowa State	3-0-3	0-0	0-0	1	1	0/0
11-7-20	at Oklahoma State	3-4-7	0-0	0-0	1	0	0/0
11-28-20	TCU	3-2-5	0-0	0-0	0	0	0/0
12-5-20	at Texas Tech	2-1-3	0-0	0-0	0	0	0/0
<b>2020</b>		<b>40-18-58</b>	<b>1.0-6</b>	<b>1.0-6</b>	<b>2</b>	<b>3</b>	<b>1/0</b>
9-3-21	South Dakota	4-3-7	0-0	0-0	0	1	0/0
9-10-21	at Coastal Carolina	3-6-9	0-0	0-0	0	2	0/0
9-18-21	Baylor	7-2-9	0-0	0-0	0	1	1/1
9-25-21	at Duke	9-3-12	0-0	0-0	0	0	1/0
10-2-21	at Iowa State	1-1-2	0-0	0-0	0	0	0/0
10-16-21	Texas Tech	6-0-6	0-0	0-0	1	1	0/0
10-23-21	Oklahoma	10-4-14	0-0	0-0	0	0	0/0
10-30-21	at Oklahoma State	5-2-7	1.0-1	0-0	0	0	0/0
11-6-21	Kansas State	5-2-7	0-0	0-0	0	0	0/0
11-13-21	at Texas	11-0-11	0-0	0-0	0	1	0/0
11-20-21	at TCU	8-7-15	2.0-8	0-0	0	0	0/0
11-27-21	West Virginia	10-4-14	1.0-1	0-0	0	0	0/0
<b>2021</b>		<b>79-34-113</b>	<b>4.0-10</b>	<b>0-0</b>	<b>1</b>	<b>6</b>	<b>1-0</b>
<b>Career</b>		<b>129-53-182</b>	<b>5.0-16</b>	<b>1.0-6</b>	<b>3</b>	<b>9</b>	<b>3/1</b>

**Career Highs:** Tackles - 15 (at TCU, 11-20-21), Tackles for Loss - 2.0 (at TCU, 11-20-21), Sacks - 1.0 (vs. Oklahoma State, 10-3-20), Pass Deflections - 2 (at Coastal Carolina, 9-10-21), Forced Fumbles - 1 (Two times, MR at Duke, 9-25-2021), Fumble recoveries - 1 (vs. Baylor, 9-18-21) Interceptions - 1 (Three times, MR vs. Texas Tech, 10-16-21).

## Career Kick Return Stats


Date	Opponent	No.	Yds.	TD	Avg.
8-31-19	Indiana State	1	16	0	16.0
9-28-19	at TCU	3	40	0	13.3
10-5-19	Oklahoma	1	24	0	24.0
11-30-19	Baylor	4	70	0	17.5
<b>2019</b>		<b>9</b>	<b>150</b>	<b>0</b>	<b>16.7</b>
9-12-20	Coastal Carolina	1	24	0	24.0
9-31-20	Iowa State	2	124	1	62.0
11-7-20	at Oklahoma	5	118	0	23.6
11-28-20	TCU	4	65	0	16.0
12-5-20	at Texas Tech	1	15	0	15.0
<b>2020</b>		<b>13</b>	<b>345</b>	<b>1</b>	<b>26.5</b>
9-3-21	South Dakota	1	83	0	83.0
9-10-21	at Coastal Carolina	3	76	0	25.3
9-25-21	at Duke	4	72	0	18.2
10-23-21	Oklahoma	1	20	0	20.0
10-30-21	at Oklahoma State	1	18	0	18.0
11-6-21	Kansas State	2	43	0	21.5
11-20-21	at TCU	1	25	0	25.0
11-27-21	West Virginia	2	82	0	41.0
<b>2021</b>		<b>15</b>	<b>419</b>	<b>0</b>	<b>27.9</b>
<b>Career</b>		<b>37</b>	<b>914</b>	<b>1</b>	<b>24.7</b>

**Career Highs:** Kick Returns - 5 (at Oklahoma, 11-7-20), Yards - 124 (vs. Iowa State, 10-31-20), Touchdowns - 1 (vs. Iowa State, 10-31-20), Long - 100 (vs. Iowa State, 10-31-20).

## Career Punt Return Stats

Date	Opponent	No.	Yds.	TD	Avg.
10-19-19	at Texas	1	14	0	14.0
11-16-19	at Oklahoma State	2	6	0	3.0
11-23-19	at Iowa State	1	8	0	8.0
11-30-19	Baylor	1	0	0	0.0
<b>Career</b>		<b>5</b>	<b>28</b>	<b>0</b>	<b>5.6</b>

**Career Highs:** Punt Returns - 2 (at Oklahoma State, 11-16-19), Yards - 14 (at Texas, 10-19-19)



## LAWRENCE ARNOLD

Wide Receiver | 6'3" | 200 | 2L | RS-Sophomore

DeSoto, Texas | DeSoto HS

**2021 (R-Fr):** Contributor for the Jayhawks that saw playing time in 11 out of 12 KU games, while starting nine of those games ... Recorded 27 catches for 316 yards and three touchdowns ... Good for an average of 11.7 yards per catch, with a long reception of 37 yards ... South Dakota: Caught his first two career touchdowns in the season opener, including the game-winner for a total of three catches and two touchdowns ... at Coastal Carolina: Saw playing time against the Chanticleers ... Had one reception of 37 yards (season high reception) and longest of his career ... at Duke: First start ... Made eight catches, good for 68 yards ... Texas Tech: Saw action against the Red Raiders ... Made one catch for 16 yards, including a touchdown ... Oklahoma: Compiled four catches for a season high of 73 yards ... Oklahoma State: Saw action against the Cowboys ... Recorded one catch for 14 yards ... Kansas State: Grabbed three catches for 21 yards ... at Texas: Started against the Longhorns ... Made four catches for 30 yards, contributing to the Jayhawks OT win ... at TCU: Recorded one catch for 14 yards and one solo tackle ... West Virginia: Saw playing time ... Recorded one catch for 14 yards.

**2020 (Fr.):** Played in the first four games of the season, earning a start at Baylor ... Caught six passes for a total of 45 yards, good for an average of 7.5 yards per catch. Coastal Carolina: Made his Kansas debut in the Jayhawks' season opener ... Caught two passes for 18 yards against the Chanticleers ... at Baylor: Started his first-career game at wide receiver against the Bears ... Had one catch for seven yards ... Oklahoma State: Accumulated 20 yards against OSU on three receptions with a long catch of 11 yards ... at West Virginia: Saw playing time against the Mountaineers, but did not record any stats.

**High School:** Rated as a three star recruit by Rivals.com, 247 Sports and ESPN ... The No. 43 prospect out of the Lone Star State, according to the Dallas Morning News ... Ranked as the No. 81 recruit in the state of Texas according to Rivals ... Projected to be a Power-5 starter according to 247Sports.com ... Among the top-100 high school recruits in the state of Texas, according to the Waco Tribune-Herald ... In his senior season he recorded 53 receptions with 877 receiving yards, with 15 receiving touchdowns ... Earned first-team all-district honors as a junior ... Earned first-team all-district selection as a sophomore.


**Personal:** Son of Olinda Bates-Cain and Keenan Cain ... Plans to major in business management ... Chose Kansas over offers from Southern Miss, Cal, Northwestern, Kansas State and others.

## Career Receiving Stats

Date	Opponent	No.	Yds.	TD	Avg.
9-12-20	Coastal Carolina	2	18	0	9.0
9-26-20	at Baylor	1	7	0	7.0
10-3-20	Oklahoma State	3	20	0	6.7
<b>2020</b>		<b>6</b>	<b>45</b>	<b>0</b>	<b>7.5</b>
9-3-21	South Dakota	3	33	2	11.0
9-10-21	at Coastal Carolina	1	37	0	37.0
9-25-21	at Duke	8	65	0	8.5
10-16-21	Texas Tech	1	16	1	16.0
10-23-21	Oklahoma	4	73	0	18.3
10-30-21	at Oklahoma State	1	14	0	14.0
11-6-21	Kansas State	3	21	0	7.0
11-13-21	at Texas	4	30	0	7.5
11-20-21	at TCU	1	14	0	14.0
11-27-21	West Virginia	1	13	0	13.0
<b>2021</b>		<b>27</b>	<b>316</b>	<b>3</b>	<b>11.7</b>
<b>Career</b>		<b>33</b>	<b>361</b>	<b>3</b>	<b>10.9</b>

**Career Highs:** Receptions - 8 (at Duke, 9-25-21), Yards - 73 (vs. Oklahoma, 10-23-21, Long - 37 (at Coastal Carolina, 9-10-21)





2

**JACOBEE BRYANT**

Cornerback | 6'0" | 170 | 1L | Sophomore  
Evergreen, Ala. | Hillcrest HS

**2021 (Fr.):** Saw playing time in 11 out of 12 KU games as a true freshman, while starting seven of those games ... Made his first career start against Baylor ... Contributed 21 total tackles to the Jayhawks' defensive efforts (19 solo and two assisted) ... Recorded a career high five tackles against TCU ... Had 1.0 TFL (for one yard) ... On pass defense, the freshman cornerback registered one quarterback hurry, as well as two interceptions, with a total return of 31 yards, on the year, including an interception return for a touchdown in the team's win over Texas ... South Dakota: Saw playing time vs. the Coyotes ... Did not record any stats ... at Coastal Carolina: Recorded two solo tackles against the Chanticleers ... Baylor: Made his first career start, rallied three solo tackles against the Bears ... Duke: Saw action on defense ... Did not record any stats ... at Iowa State: Made a career high five tackles (solo) ... Texas Tech: Secured four tackles (three solo and one assisted) ... Oklahoma: Made fifth consecutive start ... One tackle (solo) against the Sooners ... Kansas State: Saw playing time against the Wildcats, recording one (solo) tackle ... at Texas: Started and made four tackles (three solo and one assisted) in the overtime win against the Longhorns ... at TCU: Saw playing time vs. the Horned Frogs ... Recorded one tackle (solo) ... West Virginia: Started ... Did not record any stats.


**High School:** Rated a three star recruit and the No. 28 recruit in the state of Alabama by Rivals ... Coached by head coach Clinton Smith at Hillcrest HS ... Selected to play in the 2019 Mississippi-Alabama All-Star game ... Earned All-State First Team honors in 2018 and All-State Second Team honors in 2017 ... Helped lead the Jaguars to the 2017 Alabama Class 3A state championship ... Had a four touchdown game in 2018, scoring on a reception, a fumble recovery, a kickoff return and an interception return ... Recorded 38 tackles, including seven tackles for loss during his junior season, while forcing eight interceptions, five of which were returned for touchdowns ... Also lettered in basketball, baseball and track & field ... Picked up all-region honors in basketball in 2018 ... Named to the 2018 All-Defensive Team in basketball.

**Personal:** Son of Tammy Ingram and Jaycee Bryant ... Plans to major in computer design ... Chose Kansas over offers from Tennessee, Virginia Tech, Georgia Tech, Indiana, Kentucky, Ole Miss and more.

**Career Defensive Stats**

Date	Opponent	UA-At-TTd	TFL	Sack	Int.	PD	FF/R
9-10-21	at Coastal Carolina	2-0-2	0-0	0-0	0	0	0/0
9-18-21	Baylor	3-1-4	0-0	0-0	0	0	0/0
10-2-21	at Iowa State	5-0-5	1.0-0	0-0	0	0	0/0
10-16-21	Texas Tech	3-1-4	0-0	0-0	0	0	0/0
10-23-21	Oklahoma	1-0-1	0-0	0-0	0	0	0/0
11-6-21	Kansas State	1-0-1	0-0	0-0	0	0	0/0
11-13-21	at Texas	3-1-4	0-0	0-0	1	1	0/0
11-20-21	at TCU	1-0-1	0-0	0-0	1	0	0/0
2021		19-3-22	1.0-0	0-0	2	1	0/0
Career		19-3-22	1.0-0	0-0	2	1	0/0

**Career Highs:** Tackles - 5 (at Iowa State, 10-2-21), Tackles for loss - 1 (at Iowa State, 10-2-21), Interceptions - 1 (Two times, MR at TCU, 10-20-21), Pass Deflections - 1 (at Texas, 11-13-21).



3

**RA'MELLO DOTSON**

Cornerback | 6'1" | 186 | 1L | RS-Sophomore  
Daytona Beach, Fla. | Mainland HS

**Career Honors:** 2021: Academic All-Big 12 Football First Team.

**2021 (R-Fr.):** Started on defense for the Jayhawks in eight games, while playing in all 12 on the year ... Had 24 total tackles (21 solo and three assisted) ... Made a career high and season high 65-yard interception return against Duke.

**2020 (Fr.):** Saw playing time in a third of the team's nine games as a true freshman ... Tallied a pair of tackles on defense in those three games, one each of the solo and assisted variety. Oklahoma State: Made his Jayhawk debut and registered a solo tackle against the Cowboys for the first stat of his collegiate career ... at Kansas State: Saw playing time in the Dillons Sunflower Showdown without recording any statistics ... at Oklahoma: Assisted on a tackle against the Sooners to bring his total tackles on the season to two.


**High School:** Rated a three star prospect by ESPN ... Coached by head coach Scott Wilson at Mainland HS ... Collected 46 total tackles and five interceptions as a senior ... Registered 110 return yards on his five picks ... Also tallied five pass breakups in 2019.

**Personal:** Son of Chenette Lord and Meiko Dotson ... Brother, Meiko Dotson Jr., played at Garden City CC and is currently on the team at Florida Atlantic where he led the FBS in interceptions in 2019 with nine ... Undecided on a major.

**Career Defensive Stats**

Date	Opponent	UA-At-TT	TFL	Sack	Int.	PD	FF/R
10-3-20	Oklahoma State	1-0-1	0-0	0-0	0	0	0/0
11-7-20	Oklahoma	0-1-1	0-0	0-0	0	0	00
2020		1-1-2	0-0	0-0	0	0	0/0
9-3-21	South Dakota	1-0-1	0-0	0-0	0	0	0/0
9-10-21	at Coastal Carolina	1-0-1	0-0	0-0	0	0	0/0
9-18-21	Baylor	3-0-3	0-0	0-0	0	0	0/1
9-25-21	at Duke	3-1-4	0-0	0-0	1	0	0/0
10-2-21	at Iowa State	2-0-2	0-0	0-0	0	0	0/0
10-16-21	Texas Tech	2-1-3	0-0	0-0	0	1	1/0
10-23-21	Oklahoma	2-0-2	0-0	0-0	0	0	0/0
10-30-21	at Oklahoma State	2-0-2	0-0	0-0	0	0	0/0
11-6-21	Kansas State	2-0-2	0-0	0-0	0	0	0/0
11-13-21	at Texas	1-0-1	0-0	0-0	0	0	0/0
11-27-21	West Virginia	1-1-2	0-0	0-0	0	0	0/0
2021		21-3-24	0-0	0-0	1	1	1/1
Career		22-4-26	0-0	0-0	1	1	1/1

**Career Highs:** Tackles - 4 (at Duke, 9-25-21), Interceptions - 1 (at Duke, 9-25-21), Forced Fumbles - 1 (Texas Tech, 10-16-21), Tackles for loss - 1 (Texas Tech, 10-16-21).



3

**TANAKA SCOTT**


Wide Receiver | 6'4" | 205 | RS | RS-Freshman  
Mobile, Ala. | Murphy HS

**2021 (Fr.):** Saw action in November against Kansas State and at Texas, while maintaining redshirt status.

**High School:** A Rivals.com and 247 Sports composite three-star recruit ... Coached by Muskingum Barnes ... Collected 20 passes for 265 yards and two touchdowns in the first nine games of the season as a senior ... Nominee for AL.Com Player of the Week in September after accounting for three touchdowns in a game with a pair of touchdown receptions and a rushing score ... Played defensive back and notched an interception against Daphne High ... Helped team to a 5-3 league record as a junior.

**Personal:** Also drew interest from South Florida, Southern Miss, Coastal Carolina and others.





4

**DEVIN NEAL**

Running Back | 5'11" | 210 | 1L | Sophomore  
Lawrence, Kan. | Lawrence HS

**Career Honors:** 2021 (Fr.) – Co-Big 12 Newcomer of the Week (10/25), Big 12 Offensive Player of the Week (11/15), Honorable Mention All-Big 12

**2021 (Fr.):** First Kansas freshman to ever win the Big 12 Offensive Player of the Week ... Ran for 707 yards including eight TD's off 158 carries ... Averaged 4.2 yards per carry ... Also had seven receptions for 57 yards including a touchdown ... Started eight out of 12 games ... South Dakota: Saw playing time in the season opener win over the Coyotes ... at Coastal Carolina: Contributed 11 carries for 40 yards and one touchdown ... Baylor: Saw playing time against the Bears ... Ran 33 yards on 10 carries ... at Duke: Registered first career start for the Jayhawks ... Had 17 rushes for 107 yards and one touchdown ... Personal best average of 6.3 yards per carry ... at Iowa St.: Had 15 rushes for 83 yards ... Texas Tech: Saw playing time against the Red Raiders ... Had 15 carries for 54 yards and one reception for seven yards ... Oklahoma: Contributed 23 carries for 100 yards and two touchdowns against the Sooners ... at Oklahoma State: Had nine carries for 25 yards ... Kansas State: Ran for 62 yards off of 19 carries ... Had two catches for 13 yards ... at Texas: Racked up a season high 143 yards off of 24 carries and two receptions for 26 yards and one touchdown in the overtime win against the Longhorns ... at TCU: Registered eighth consecutive start ... Had one catch for 13 yards ... Ran for 59 yards and one touchdown off 14 carries.

**High School:** A Rivals.com and 247 Sports composite three-star recruit ... Ranked as a top 1,000 recruit nationally by 247 Sports at No. 415 and as the 24th best running back in the country by Rivals ... Consensus No. 1 recruit in the state of Kansas ... Played for Coach Steve Rumpy, and helped lead team to a 9-1 record ... Named to the 2020 All-State Football Top 11 by the Topeka Capital-Journal ... Named First-Team Class 6A All-State by the Capital-Journal ... Named First-Team All-State by the Wichita Eagle ... Rushed for more than 1,300 yards and added 20 touchdowns as a senior for the Lions.

**Personal:** Son of Freda and Ryan McPhail ... Has one sister, Embree ... Also drew interest from Nebraska, Kansas State, Oklahoma State and others ... Plans to major in physical therapy.

**Career Rushing Stats**


Date	Opponent	No.	Yds.	TD	Avg.
9-3-21	South Dakota	1	2	0	2.0
9-10-21	at Coastal Carolina	11	40	1	3.6
9-18-21	Baylor	10	33	0	3.3
9-25-21	at Duke	17	107	1	6.3
10-2-21	at Iowa State	15	83	0	5.5
10-16-21	Texas Tech	15	54	0	3.6
10-23-21	Oklahoma	23	100	2	4.3
10-30-21	at Oklahoma State	9	25	0	2.8
11-6-21	Kansas State	19	62	0	3.3
11-13-21	at Texas	24	143	3	6.0
11-20-21	at TCU	14	59	1	4.2
<b>2021</b>		<b>158</b>	<b>707</b>	<b>8</b>	<b>4.2</b>
<b>Career</b>		<b>158</b>	<b>707</b>	<b>8</b>	<b>4.2</b>

**Career Highs:** Rushes - 24 (at Texas, 11-13-21), Yards - 143 (at Texas, 11-13-21), Touchdowns - 3 (at Texas, 11-13-21), Long - 62 (at Duke, 9-25-21).

**Career Receiving Stats**

Date	Opponent	No.	Yds.	TD	Avg.
10-16-21	Texas Tech	1	7	0	7.0
10-30-21	at Oklahoma State	1	-2	0	-2.0
11-6-21	Kansas State	2	13	0	6.5
11-13-21	at Texas	2	26	1	13.0
11-20-21	at TCU	1	13	0	13.0
<b>2021</b>		<b>7</b>	<b>57</b>	<b>1</b>	<b>8.1</b>
<b>Career</b>		<b>7</b>	<b>57</b>	<b>1</b>	<b>8.1</b>

**Career Highs:** Receptions - 2 (Two times, MR at Texas, 11-13-21), Yards - 26 (at Texas, 11-13-21) Touchdowns - 1 (at Texas, 11-13-21).



4

**MARVIN GRANT**

Safety | 6'2" | 205 | TR | RS-Junior  
Detroit, Mich. | Martin Luther King HS/Purdue

**2021 (R-So. at Purdue):** Started all 13 games for the Boilers in the secondary ... Finished the season with 75 total tackles (52 solo, 23 assists) ... Also contributed 2.5 TFLs and 3 passes defended ... Posted a season-high nine tackles at Ohio State, including five solo stops ... Finished with eight tackles apiece against Notre Dame, Illinois, Iowa and Northwestern ... Picked up a tackle-for-loss at UConn and at Notre Dame ... Combined for a tackle-for-loss versus Wisconsin ... Broke up one pass each against Oregon State, Iowa and Indiana.

**2020 (R-Fr. at Purdue):** Played in four games as a reserve safety ... Finished with 14 tackles (13 solo) and three tackles-for-loss ... Had a memorable performance at Illinois on Halloween, recording four tackles and forcing a fumble that led to a touchdown ... Also forced a fumble against Northwestern ... Earned Academic All-Big Ten honors.

**2019 (Fr. at Purdue):** Played in three games as a reserve, preserving redshirt status ... Posted two tackles in the three games.

**High School:** Rated as a four-star defensive back by Rivals.com, 247 Sports and ESPN ... Named 2018 Detroit Public Schools League Defensive Player of the Year ... Earned All-Detroit Area as a senior ... Named 2018 first-team Division 3-4 All-State by the Associated Press ... Martin Luther King High School went 12-2 during Grant's senior year, capturing the Michigan Division 3 state championship ... Teammates on the 2018 team with current Jayhawk linebacker Rich Miller.

**Personal:** Full name is Marvin LaMarison Grant Jr.





**5**


**DOUGLAS EMILIEN**  
Wide Receiver | 6'1" | 190 | TR | RS-Sophomore  
Fort Lauderdale, Fla. | American Heritage HS/Minnesota

**2021 (R-Fr. at Minnesota):** Appeared in two games for the Golden Gophers ... Made his debut at Colorado and also played at Northwestern ... Earned Academic All-Big Ten honors.

**2020 (Fr. at Minnesota):** Redshirted and did not appear in a game.

**High School:** Rated as a three-star recruit by Rivals.com and 247 Sports ... Was ranked as No. 51 recruit in the state of Florida and the 63rd best receiver in the country by 247 Sports ... Prepped at American Heritage High School ... As a senior, posted 36 catches for 595 yards and 12 touchdowns in 10 games ... Finished his junior season with 602 yards and five touchdowns ... Played for former NFL cornerback Patrick Surtain at American Heritage.

**Personal:** Son of Gesta Momprevil...Has one sibling.



**5**

**O.J. BURROUGHS**  
Safety | 5'10" | 185 | 1L | Sophomore  
Savannah, Ga. | IMG Academy

**2021 (Fr):** Freshman safety played in all 12 games for the Jayhawks ... Finished the season with 26 tackles (22 solo and four assisted) ... Along with one interception, two pass break-ups, and one forced fumble ... South Dakota: Contributed in the Jayhawks win over the Coyotes by recording two solo tackles and one pass deflection ... at Coastal Carolina: Saw playing time ... Did not record any stats ... Baylor: Recorded a season high of five tackles (four solo and one assisted) ... at Duke: Received first career start ... Made three tackles at safety (two solo and one assisted) against the Blue Devils ... at Iowa State: recorded one tackle against the Cyclones ... Texas Tech: Saw playing time against the Red Raiders ...Tallied a pair of tackles (two assisted) ... Oklahoma: Made two tackles (one solo, one assisted) ... at Oklahoma State: Contributed an assisted tackle against the Cowboys and a pass deflection ... Kansas State: Recorded four tackles (solo) in the Sunflower Showdown and one interception ... at Texas: Saw playing time ... Had third 4+ tackle (solo) game of the season in the Jayhawks overtime win against the Longhorns and an interception ... at TCU: Saw playing time and tallied two tackles (solo) ... WVU: Saw playing time ... Did not record any stats.


**High School:** A 247 Sports and Rivals three-star recruit ... Coached by Bobby Acosta at IMG Academy...IMG ranked No. 1 in the MaxPreps High School Football Rankings after posting a perfect 8-0 record in 2020...Posted 37 tackles, two tackles-for-loss, four interceptions, five passes defended and two forced fumbles in six games as a senior...In 13 games as a sophomore at Savannah Christian HS in 2018, collected 89 tackles in 13 games with 10 interceptions and two forced fumbles ... Picked off two passes as a freshman.

**Personal:** Son of Omar Burroughs and Tiffany Barnard ... Step son of Kris Burroughs ... Also drew interest from Georgia Tech, Tennessee, Coastal Carolina and others.

#### Career Defensive Stats

Date	Opponent	UA-At-TT	TFL	Sack	Int.	PD	FF/R
9-3-21	South Dakota	2-0-2	0-0	0-0	0	1	0/0
9-18-21	Baylor	4-1-5	0-0	0-0	0	0	1/0
9-25-21	at Duke	2-1-3	0-0	0-0	0	0	0/0
10-2-21	at Iowa State	1-0-1	0-0	0-0	0	0	0/0
10-16-21	Texas Tech	2-0-2	0-0	0-0	0	0	0/0
10-23-21	Oklahoma	1-1-2	0-0	0-0	0	0	0/0
10-30-21	at Oklahoma State	0-1-1	0-0	0-0	0	0	0/0
11-6-21	Kansas State	4-0-4	0-0	0-0	0	1	0/0
11-13-21	at Texas	4-0-4	0-0	0-0	1	0	0/0
11-20-21	at TCU	2-0-2	0-0	0-0	0	0	0/0
<b>2021</b>		<b>22-4-26</b>	<b>0-0</b>	<b>0-0</b>	<b>1</b>	<b>2</b>	<b>1/0</b>
<b>Career</b>		<b>22-4-26</b>	<b>0-0</b>	<b>0-0</b>	<b>1</b>	<b>2</b>	<b>1/0</b>

**Career Highs:** Tackles - 5 (vs. Baylor, 9-18-21), Forced Fumbles - 1 (vs. Baylor, 9-18-21), Pass deflections - 1 (Two times, MR vs. Kansas State, 11-6-21), Interceptions - 1 (at Texas, 11-13-21).



**6**

**TAIWAN BERRYHILL**  
Linebacker | 6'2" | 225 | 2L | Junior  
New Orleans, La. | St. Augustine HS

**2021 (So):** Saw playing time in all 12 of KU's games as a sophomore ... Started the first four games for the Jayhawks ... Tallied 31 tackles (14 solo, 17 assisted) ... South Dakota: Made two tackles (solo) ... at Coastal Carolina: Posted four tackles (two solo, two assisted) ... Baylor: Recorded three tackles (two solo, one assisted) against the Bears ... at Duke: Made season high six tackles (two solo, four assisted) ... at Iowa State: Saw playing time ... Did not record any stats ... Texas Tech: Saw action against the Red Raiders making four tackles (one solo, three assisted) ... Oklahoma: Collected two tackles (two assisted) ... at Oklahoma State: Contributed four tackles (two solo, two assisted) against the Cowboys ... Kansas State: Made one solo tackle ... at Texas: Saw action ... Did not record any stats ... at TCU: Tallied four tackles (two solo, two assisted) against the Horned Frogs ... West Virginia: Made one assisted tackle.

**2020 (Fr.):** Played in the final five games of the season with one start at Texas Tech ... Collected five total tackles in his playing time, three of the solo variety and two assisted ... at Kansas State: Made his Jayhawk debut in Manhattan during the Dillons Sunflower Showdown ... Iowa State: Recorded his first-career tackle (a solo) against the Cyclones ... at Oklahoma: Played in his third-straight game against the Sooners, assisting on one tackle ... TCU: Set career highs in both solo tackles and total tackles with two ... at Texas Tech: Earned his first start of the season in Lubbock, at the LB position ... One of 11 true freshmen who started a game throughout the season for KU ... Assisted on one tackle before having to leave the game early due to injury.

**High School:** Rated as a three star recruit by Rivals.com, 247 Sports and ESPN ... Ranked as the No. 39 recruit in the state of Louisiana, according to Rivals ... Played under head coach Kenneth Dorsey Jr., at St. Augustine HS ... Started at linebacker as a junior for St. Augustine HS, where he recorded 40 total tackles with three sacks and four tackles-for-loss ... Helped St. Augustine into the second round of the Division I playoffs in 2018.

**Personal:** Son of Maria Andrade and Taiwan Berryhill ... Plans to major in business ... Chose Kansas over offers from Arkansas, Colorado State, Indiana, Tennessee and Memphis, among others.

#### Career Defensive Stats

Date	Opponent	UA-At-TT	TFL	Sack	Int.	PD	FF/R
10-31-20	Iowa State	1-0-1	0-0	0-0	0	0	0/0
11-7-20	at Oklahoma	0-1-1	0-0	0-0	0	0	0/0
11-28-20	TCU	2-0-2	0-0	0-0	0	0	0/0
12-5-20	at Texas Tech	0-1-1	0-0	0-0	0	0	0/0
<b>2020</b>		<b>3-2-5</b>	<b>0-0</b>	<b>0-0</b>	<b>0</b>	<b>0</b>	<b>0/0</b>
9-3-21	South Dakota	2-0-2	0-0	0-0	0	0	0/0
9-10-21	at Coastal Carolina	2-2-4	0-0	0-0	0	0	0/0
9-25-21	at Duke	2-4-6	0-0	0-0	0	0	0/0
10-16-21	Texas Tech	1-3-4	0-0	0-0	0	0	0/0
10-23-21	Oklahoma	0-2-2	0-0	0-0	0	0	0/0
10-30-21	at Oklahoma State	2-2-4	0-0	0-0	0	0	0/0
11-6-21	Kansas State	1-0-1	0-0	0-0	0	0	0/0
11-20-21	at TCU	2-2-4	0-0	0-0	0	0	0/0
11-27-21	West Virginia	0-1-1	0-0	0-0	0	0	0/0
<b>2021</b>		<b>15-17-32</b>	<b>0-0</b>	<b>0-0</b>	<b>0</b>	<b>0</b>	<b>0/0</b>
<b>Career</b>		<b>18-19-37</b>	<b>0-0</b>	<b>0-0</b>	<b>0</b>	<b>0</b>	<b>0/0</b>

**Career Highs:** Tackles - 6 (at Duke, 9-25-21).





6

**JALON DANIELS**

Quarterback | 6'0" | 215 | 2L | Junior  
Lawndale, Calif. | Lawndale HS

**Career Honors:** AllState Sugar Bowl Manning Award Star of the Week (11/16) ... 2021 Big 12 All-Academic First Team.

**2021 (So.):** The sophomore played in six out of the Jayhawks 12 games, earning starts in the last three ... Completed 81-of-117 pass attempts, good for 860 yards with seven touchdowns, and a 69.2% completion rate ... Rushed for three TDs throughout the season for 83 yards ... at Coastal Carolina: Went 3-of-5 for 49 yards along with two carries for 11 yards ... Baylor: Saw little playing time and attempted one pass with no completions ... Kansas State: Completed 13-of-19 pass attempts for 105 yards and one TD while rushing for three yards on two carries ... at Texas: Made first start of the season and rallied the Jayhawks to an overtime win of 57-56 over the Longhorns ... Also completed 21-of-30 passes for 202 yards and three TDs ... While rushing for 45 yards and one TD on 11 carries ... at TCU: Set a new career high by completing 22-of-30 passes good for 255 yards, two TDs, and one interception ... Had six carries for 37 yards and one TD ... Completed his longest pass of the season for 44 yards ... West Virginia: Finished the season with another highly efficient game against the Mountaineers ... Threw 22-of-32 for 249 yards, one TD, and two interceptions.

**2020 (Fr.):** The true freshman played in seven of KU's nine games, earning starts at QB in six ... Completed 76-of-152 pass attempts, good for 718 yards through the air with one throwing touchdown and a 50.0% completion rate ... Rushed for three TDs throughout the season to be the team's leader in rushing attempts with 73 carries and rushing TDs with his three ... On special teams, punted once during the season, which went for 34 yards. Coastal Carolina: Made his debut as a Jayhawk in the season-opening game ... Completed 1-of-2 pass attempts for a total of 13 yards ... at Baylor: In his first-career start at quarterback, completed a career-high 19-of-33 passes for 159 yards ... On the first drive of his collegiate career, led the Jayhawks down the field on an eight-play, 79-yard drive that resulted in a Pooka Williams Jr., touchdown ... Oklahoma State: Made his second-career start at quarterback vs. the Cowboys ... Completed 3-of-5 passes for two yards ... at Kansas State: Started his third-career game in Manhattan, throwing for a career-high 207 yards on 22-of-39 passing ... Scored the first touchdown of his Kansas career with an eight-yard rush in the second quarter ... The touchdown was the fifth of the season for the Jayhawks ... Also rushed for a career-high 27 yards on 17 carries ... Recorded the first punt of his career in the third quarter, picking up 34 yards ... Iowa State: The freshman quarterback's 36-yard pass to Luke Grimm in the second quarter was the longest passing play of the season and the fifth-longest play of the season for the Kansas offense ... His 13-yard rush in the third quarter was a career high, topping his 11-yard run vs. Baylor ... Made his first start as an 18-year old; his previous three starts were when he was still just 17 years of age ... at Oklahoma: Completed 11-of-31 passes to his receivers at Oklahoma for a total of 115 yards on the afternoon ... TCU: One of six true freshmen to start on offense for the Jayhawks, he at QB ... His 48-yard touchdown pass in the first quarter to Kwamie Lassiter II was the first of his career and KU's longest passing play of 2020.

**High School:** Labeled a three star recruit by ESPN and 247 Sports ... Played under head coach Travis Clark at Lawndale HS in Lawndale, California ... As a junior, he completed 136-of-237 passes for 2,351 yards and 26 touchdowns, while also rushing for 940 yards and 10 touchdowns on 96 attempts ... Helped Lawndale to a 14-2 record in 2018.

**Personal:** Son of Starkey and Tyrone Daniels ... Plans to major in computer engineering ... Chose Kansas over offers from Middle Tennessee, Army, Louisiana-Lafayette, Air Force and more.

**Career Passing Stats**

Date	Opponent	Cmp.-Att.	Pct.	Yds.	TD	Int	Rate
9-12-20	Coastal Carolina	1-2	50.0	13	0	0	104.6
9-26-20	at Baylor	19-33	57.6	159	0	0	98.0
10-3-20	Oklahoma State	3-5	60.0	2	0	0	63.4
10-24-20	at Kansas State	22-39	56.4	207	0	1	95.9
10-31-20	Iowa State	16-29	55.2	165	0	1	96.1
11-7-20	at Oklahoma	11-31	35.5	115	0	2	53.7
11-28-20	TCU	4-13	30.8	57	1	0	93.0
<b>2020</b>		<b>76-152</b>	<b>50.0</b>	<b>718</b>	<b>1</b>	<b>4</b>	<b>86.6</b>
9-10-21	at Coastal Carolina	3-5	60.0	49	0	0	142.3
9-18-21	Baylor	0-1	0.0	0	0	0	0.0
11-6-21	Kansas State	13-19	68.4	105	1	0	132.2
11-13-21	at Texas	21-30	70.0	202	3	0	159.6
11-20-21	at TCU	22-30	73.3	255	2	1	160.1
11-27-21	West Virginia	22-32	68.8	249	1	2	131.9
<b>2021</b>		<b>81-117</b>	<b>69.2</b>	<b>860</b>	<b>7</b>	<b>3</b>	<b>145.6</b>
<b>Career</b>		<b>157-269</b>	<b>58.4</b>	<b>1,578</b>	<b>8</b>	<b>7</b>	<b>112.2</b>

**Career Highs:** Completions - 22 (Three times, MR vs. West Virginia, 11-27-21), Attempts - 39 (at Kansas State, 10-24-20), Yards - 255 (at TCU, 11-20-21), Touchdowns - 3 (at Texas, 11-13-21), Rating - 160.1 (at TCU, 11-20-21), Long - 48 (vs. TCU, 11-28-20).

**Career Rushing Stats**

Date	Opponent	No.	Yds.	TD	Avg.
9-12-20	Coastal Carolina	2	-7	0	-3.5
9-26-20	at Baylor	14	23	0	1.6
10-3-20	vs. Oklahoma State	4	4	0	1.0
10-24-20	at Kansas State	17	27	2	1.6
10-31-20	Iowa State	16	36	1	2.3
11-7-20	at Oklahoma	16	-43	0	-2.7
11-28-20	TCU	5	-16	0	-3.2
<b>2020</b>		<b>74</b>	<b>24</b>	<b>3</b>	<b>0.3</b>
9-10-21	at Coastal Carolina	2	-11	0	-5.5
11-6-21	Kansas State	2	3	0	1.5
11-13-21	at Texas	11	45	1	4.1
11-20-21	at TCU	6	37	1	6.2
11-27-21	West Virginia	12	9	1	0.8
<b>2021</b>		<b>33</b>	<b>83</b>	<b>3</b>	<b>2.5</b>
<b>Career</b>		<b>106</b>	<b>103</b>	<b>6</b>	<b>1.0</b>

**Career Highs:** Rushes - 17 (at Kansas State, 10-24-20), Yards - 45 (at Texas, 11-13-21), Touchdowns - 2 (at Kansas State, 10-24-20).







## 7

### TREVOR WILSON

Wide Receiver | 5'11" | 195 | 1L | RS-Junior  
Tallahassee, Fla. | Amos P. Godby HS

**2021 (R-So.):** Saw playing time in all 12 games for the Jayhawks, while starting seven of those ... With 426 all-purpose yards, he posted 27 receptions for 364 yards and one TD ... Rushed for 42 yards off of seven carries ... Returned a single kick for 20 yards ... Posted two tackles (one solo, one assisted) ... He also punted twice for 85 yards, with 43 yards being the longest ... South Dakota: Had five catches for 50 yards in the win against the Coyotes ... at Coastal Carolina: Started against the Chanticleers ... Had one reception for 39 yards ... Baylor: Caught first career TD for KU off of a 5-yard reception ... Had one rush for 14 yards ... at Duke: Set new season high and career high catching five passes for 122 yards ... at Iowa State: Made three catches for 55 yards ... Texas Tech: Started for fifth consecutive game ... Tallied two receptions for 16 yards ... Also had one rush for four yards against the Red Raiders ... Oklahoma: Saw action against the Sooners recording two rushes for four yards ... at Oklahoma State: Contributed two rushes for four yards and one kick-off return for 20 yards ... Kansas State: Had four carries for 53 yards ... at Texas: Made two catches for 12 yards ... Also had one rush for three yards in the 57-56 overtime win against the Longhorns ... at TCU: Saw playing time for KU ... West Virginia: Made two receptions for eight yards ... Had two rushes for 17 yards.

**2020 (R-Fr. at Buffalo):** Saw action in seven games for the Bulls ... Totaled 16 catches for 319 yards and three touchdowns on the season...Finished the season with three catches for 50+ yards...Posted a 100-yard effort against Miami (Ohio) with two catches for 103 yards, including a 78-yard touchdown catch...Also notched a touchdown against Akron ... Posted a career-high six catches for 118 yards against Ball State.

**2019 (Fr. at Buffalo):** Redshirted. Did not see game action.

**High School:** Prepped at Amos P. Godby High School ... Had 33 catches for 972 yards and 12 touchdowns as a senior...Named First-Team All-Big Bend ... Helped guide his team to an 11-1 record and playoff appearance as a senior...Team advanced to the Class 5A Regional Semifinals.

#### Career Receiving Stats

Date	Opponent	No.	Yds.	TD	Avg.
9-3-21	South Dakota	5	50	0	10.0
9-10-21	at Coastal Carolina	1	39	0	39.0
9-18-21	Baylor	1	5	1	5.0
9-25-21	at Duke	5	122	0	24.4
10-2-21	at Iowa State	3	55	0	18.3
10-16-21	Texas Tech	2	16	0	8.0
10-30-21	at Oklahoma State	2	4	0	4.0
11-6-21	Kansas State	4	53	0	13.3
11-13-21	at Texas	2	12	0	6.0
11-27-21	West Virginia	2	8	0	4.0
<b>2021</b>		<b>27</b>	<b>364</b>	<b>1</b>	<b>13.5</b>
<b>Career</b>		<b>27</b>	<b>364</b>	<b>1</b>	<b>13.5</b>

**Career Highs:** Receptions - 5 (Twice, MR at Duke, 9-25-21), Yards - 122 (at Duke, 9-25-21), Touchdowns - 1 (vs. Baylor, 9-18-21), Long - 45 (at Duke, 9-25-21).

#### Career Passing Stats

Date	Opponent	Cmp.-Att.	Pct.	Yds.	TD	Int	Rate
11-13-21	at Texas	0-1	0.0	0	0	0	0.0
11-20-21	at TCU	0-1	0-0	0	0	0	0.0
<b>2021</b>		<b>0-2</b>	<b>0.0</b>	<b>0</b>	<b>0</b>	<b>0</b>	<b>0.0</b>
<b>Career</b>		<b>0-2</b>	<b>0.0</b>	<b>0</b>	<b>0</b>	<b>0</b>	<b>0.0</b>

#### Career Rushing Stats

Date	Opponent	No.	Yds.	TD	Avg.
9-18-21	Baylor	1	14	0	14.0
10-16-21	Texas Tech	1	4	0	4.0
10-23-21	Oklahoma	2	4	0	2.0
11-13-21	at Texas	1	3	0	3.0
11-27-21	West Virginia	2	17	0	8.5
<b>2021</b>		<b>7</b>	<b>42</b>	<b>0</b>	<b>6.0</b>
<b>Career</b>		<b>7</b>	<b>42</b>	<b>0</b>	<b>6.0</b>

**Career Highs:** Rushes - 2 (vs. West Virginia, 11-27-21), Yards - 17 (vs. West Virginia, 11-27-21)



## 7

### LORENZO McCASKILL

Linebacker | 6'0" | 220 | TR | Super-Senior  
Detroit, Mich. | Southfield A&T/Louisiana

**2021 (R-Sr. at Louisiana):** Named Second-Team All-Sun Belt Conference honors...Led the team and ranked 13th in the conference in tackles with 84...Finished with 40 solo stops... Also finished with 3.0 tackles-for-loss and 0.5 of a sack...Had a season-high 11 tackles against Ohio...Had at least four tackles in all 13 games...Posted seven tackles and recovered a fumble against Appalachian State...Posted eight tackles, including five solo stops, against Georgia State.

**2020 (R-Jr. at Louisiana):** Earned Third-Team All-Sun Belt Conference honors...Led the team in tackles with 83 in 11 games...Tied for third on the team with two sacks and also had 2.5 tackles-for-loss...His 83 tackles were seventh-most in the Sun Belt...Posted sacks against Coastal Carolina and Georgia State...Had a career-high 14 tackles against Georgia Southern... Had 10 tackles against Iowa State...Forced a fumble against Appalachian State.

**2019 (R-So. at Louisiana):** Played in 13 games for the Ragin' Cajuns...Finished second on the team with 57 tackles...Also added 1.5 tackles-for-loss and 0.5 of a sack...Had six games with at least five tackles...Had a season-high 10 tackles against ULM.

**2018 (So. at Louisiana):** Played in four games...Finished with 15 tackles, including nine solo stops...Posted the first sack of his career against Arkansas State...Utilized Redshirt season.

**2017 (Fr. at Holmes Community College):** Played in nine games for Holmes Community College, finishing with 106 total tackles, four sacks and two forced fumbles...Had five games with 12 or more tackles...Had a season-best 19 tackles against Northeast Mississippi Community College.

**High School:** Rated as a three-star prospect by Rivals.com and 247 Sports...Ranked as 25th-best player in the state of Michigan by Rivals...Prepped at Southfield A&T.



## 8

### KWINTON LASSITER

Cornerback | 5'11" | 185 | RS | Junior  
Chandler, Ariz. | Free State HS/Butler CC

**2021 (Jr.) -** Played in two games during the 2021 season, recording four tackles ... Made his KU debut against South Dakota, recording one tackle ... Tallied a solo tackle on the road at Duke.

**2019-20 (So. at Butler CC):** Played in five games at Butler Community College, tallying four tackles and one interception.

**2018-19 (Fr. at Butler CC):** Played in four games as a freshman for Butler, recording four tackles, including one for loss.

**Personal:** Son of Ericka and the late Kwamie Lassiter ... Father, Kwamie, played at KU from 1992-94, helping lead the Jayhawks to a win in the 1992 Aloha Bowl ... Father played in the NFL for the Arizona Cardinals (1995-2002), San Diego Chargers (2003) and St. Louis Rams (2004) ... Has five brothers: Eric, KaVon, Darius, Kwamie and Kwincy ... Also has two sisters: Devon and Darian ... His brother, Kwamie, played for KU from 2016-21 and currently plays in the NFL for the Cincinnati Bengals.





8

**KY THOMAS**

Running Back | 5'11" | 200 | TR | RS-Sophomore  
Topeka, Kan. | Topeka HS/Minnesota

**2021 (Fr. at Minnesota):** Started four games as a freshman for the Gophers, playing in nine games ... Led the Gophers in rushing attempts (166), rushing yards (826) and tied for the team lead in rushing touchdowns (6) ... His 824 rushing yards ranked fourth all-time for a Minnesota freshman... In the Guaranteed Rate Bowl against West Virginia, he carried 21 times for 144 yards and a touchdown, earning Offensive MVP honors... Carried seven times for 66 yards and 1 touchdown in his Minnesota debut against Colorado... Rushed for 139 yards and a touchdown on 21 carries against Maryland... Recorded his second-straight 100-yard game at Northwestern, carrying 21 times for 106 yards... Rushed a career-high 29 times at Iowa, going for 126 yards ... Recorded his fourth 100+ yard game against Indiana, where he carried 26 times for 105 yards and two touchdowns.

**High School:** Played his high school ball for the Topeka Trojans, where he carried for 7,703 career rushing yards and 95 rushing touchdowns, which ranks No. 2 and No. 7, respectively, in Kansas history ... Was the 2019 Gatorade Athlete of the Year in Kansas ... Ranked as a four-star recruit by 247Sports, who also ranked him as the No. 25 running back in the nation and No. 3 overall recruit in Kansas.



9

**JARRETT PAUL**

Safety | 6'1" | 195 | TR | RS-Senior  
Brooklyn, N.Y. | Paramus Catholic HS/Eastern Michigan

**2021 (R-Jr. at Eastern Michigan):** Played in 13 games for Eastern Michigan, finishing with 46 tackles, including 28 solo stops ... Had a season-best seven tackles twice versus Ball State and Miami (Ohio) ... Forced a fumble at Massachusetts ... Broke up a pair of passes in 13-12 win over Miami (Ohio) ... Broke up one pass each against Liberty, Western Michigan, Toledo and Northern Illinois.

**2020 (Jr.):** Did not play.

**2019 (So. at Rutgers):** Played in 11 games with eight starts for the Scarlet Knights...Had 44 tackles and one pass breakup ... Had seven tackles against No. 20 Minnesota ... Led team with eight tackles and a pass breakup at No. 20 Michigan ... Had a season-high 10 tackles against Boston College ... Made first collegiate start against Massachusetts.

**2018 (Fr. at Rutgers):** Played in all 12 games for Rutgers, mainly on special teams ... Had one tackle against Northwestern ... Made collegiate debut against Texas State.

**High School:** Prepped at Paramus Catholic, where he played for Coach Dan Sabella...Ranked as the No. 24 recruit from the state of New Jersey by Rivals.com ... Ranked as a 3-star recruit ... Top cornerback in the state of New Jersey, according to 247 and Rivals ... Named to Jersey Sports Zone All-Zone Team.

**Personal:** Parents are Robert and Sharon Paul...Has one brother, Robert.



10

**JAYSON GILLIOM**

Safety | 6'2" | 210 | 1L | Sophomore  
Suwanee, Ga. | North Gwinnett HS

**2021 (Fr.):** True freshman who saw playing time in all 12 games for the Jayhawks, while starting three of those games ... Had 18 tackles (14 solo, four assisted) and one pass break up ... South Dakota: Saw his first playing time in the season opener, recording a season high two tackles (both solo) ... at Coastal Carolina: Saw action, did not record any stats ... Baylor: Posted one solo tackle against the Bears ... at Duke: Contributed against the Blue Devils, did not record any stats ... at Iowa State: Made first start of the season against the Cyclones ... Made one solo tackle ... Texas Tech: Tallied two tackles (one solo, one assisted) ... Oklahoma: Saw action against the Sooners ... Made two tackles (one solo, one assisted) ... at Oklahoma State: Recorded two tackles (both solo) ... Kansas State: Posted a tackle (solo) against the Wildcats ... at Texas: Contributed to the Jayhawks 57-56 overtime win over the Longhorns ... Made one solo tackle ... at TCU: Recorded two tackles (solo) for the Jayhawks ... West Virginia: Saw action against the Mountaineers ... Tallied a new season high and career high of five tackles (three solo, two assisted).

**High School:** A 247 Sports composite three-star recruit ... Helped lead North Gwinnett Bulldogs to 9-4 record in 2020 and a top 20 ranking in the state of Georgia ... Totaled 31 tackles as a senior with a pair of tackles-for-loss ... Had a 98-yard interception return for a touchdown against McEachern HS ... Had 55 tackles and three tackles-for-loss as a junior in 2019 with 16 passes defended and one interception ... Began his high school career at Alpharetta before transferring to North Gwinnett.

**Personal:** Son of Rob and Brienna Gilliom ... Has one brother, Robby Jr., ... Also drew interest from Navy, California, Connecticut and others.

**Career Defensive Stats**

Date	Opponent	UA-At-TT	TFL	Sack	Int.	PD	FF/R
9-3-21	South Dakota	2-0-2	0-0	0-0	0	0	0/0
9-18-21	Baylor	1-0-1	0-0	0-0	0	0	0/0
10-2-21	at Iowa State	1-0-1	0-0	0-0	0	0	0/0
10-16-21	Texas Tech	1-1-2	0-0	0-0	0	0	0/0
10-23-21	Oklahoma	1-0-1	0-0	0-0	0	0	0/0
10-30-21	at Oklahoma State	2-0-2	0-0	0-0	0	0	0/0
11-6-21	Kansas State	1-0-1	0-0	0-0	0	0	0/0
11-13-21	at Texas	1-0-1	0-0	0-0	0	0	0/0
11-20-21	at TCU	2-0-2	0-0	0-0	0	0	0/0
11-27-21	West Virginia	3-2-5	0-0	0-0	0	1	0/0
<b>2021</b>		<b>15-3-18</b>	<b>0-0</b>	<b>0-0</b>	<b>0</b>	<b>1</b>	<b>0/0</b>
<b>Career</b>		<b>15-3-18</b>	<b>0-0</b>	<b>0-0</b>	<b>0</b>	<b>1</b>	<b>0/0</b>

**Career Highs:** Tackles - 3 (vs. West Virginia, 11-27-21), Pass breakups - 1 (vs. West Virginia, 11-27-21).







## LUKE GRIMM

Wide Receiver | 6'0" | 190 | 2L | Junior  
Raymore, Mo. | Raymore-Peculiar HS

**Career Honors:** 2021: Academic All-Big 12 Football First Team.

**2021 (So.):** Saw playing time in 10 of KU's 12 games, while starting six of those games ... With 376 all-purpose yards, he had 22 receptions for 349 yards and three TDs ... South Dakota: Started against the Coyotes ... Collected 27 yards on a kick-return ... at Coastal Carolina: Saw action for the Jayhawks ... Set new season and career highs of five receptions for 75 yards ... Baylor: Made two catches for 25 yards ... at Duke: Contributed for KU, did not record any stats ... at Iowa State: Made one catch for 22 yards ... Texas Tech: Posted three catches for 33 yards and one TD ... Oklahoma: Tallied three catches for 50 yards and one TD ... at Oklahoma State: Saw action against the Cowboys ... Did not record any stats ... Kansas State: Did not see game action ... at Texas: Did not see game action ... at TCU: Recorded four catches for 39 yards and one TD ... West Virginia: Tallied four catches for 105 yards against the Mountaineers.

**2020 (Fr.):** Came on strong at the end of the season, making five of his six season appearances in the final five games of the year ... Earned two-consecutive starts at WR, at OU and vs. TCU ... Third on the team with 19 receptions for the year and second among the KU receivers with 255 yards accumulated through the air ... Averaged 13.4 yards per catch, with a long reception of 37 yards ... In a three-way tie for the team lead in receiving touchdowns with two for the season ... On the ground, carried the ball three times for a net gain of 10 yards ... Contributed one solo tackle and forced a fumble to round out his season stats. Oklahoma State: Made his collegiate debut against OSU, but did not record any stats ... at Kansas State: Recorded his first statistics of the season in the Dillons Sunflower Showdown, catching one pass from fellow freshman quarterback, Jalon Daniels, for 28 yards ... It marked the Jayhawks' longest reception of the day ... Iowa State: Playing in his third game in the Crimson and Blue, set career highs in receiving yards with 53 and receptions with four ... His 36-yard reception in the second quarter was a season high, breaking the 28-yard reception he had at Kansas State ... at Oklahoma: Forced the first fumble of his career on an Oklahoma interception return, which Earl Bostick Jr., recovered for Kansas ... His forced fumble was the first by an offensive player since Josh Ford, a wide receiver, forced a fumble against Rice (9-8-2012) ... Set a career high with 61 receiving yards, besting his 53-yard performance vs. Iowa State on four receptions, while adding two rushing attempts for 12 yards ... TCU: One of six true freshmen to start on offense for KU against the Horned Frogs ... It was his second-straight start at WR for the Jayhawks ... Caught his first-career touchdown on a 14-yard pass from Miles Kendrick with 20 seconds left in the first half ... Hauled in his second touchdown of the game on another throw from Kendrick, becoming the first KU receiver with multiple touchdown receptions in a game this season and the first since Stephon Robinson Jr., caught two against Texas Tech in 2019 ... Tied a career high in receptions and set a career high receiving yards with four receptions for 72 yards ... His previous best came against OU last week when he put up 61 yards on four receptions ... at Texas Tech: Played in his sixth game of the season in Lubbock ... Set a career high in receptions with six, hauling in those six passes for 41 yards.

**High School:** Ranked as the No. 7 wide receiver in the state of Missouri, according to Max Preps ... Rated as a three star recruit by Rivals.com, 247 Sports and ESPN ... Chosen as a finalist for the Thomas A. Simone award (Most Outstanding high school football player in the Kansas City Metropolitan Area) and the Otis Taylor Award (Most Outstanding wide receiver/tight end in the Kansas City Metropolitan area) ... Played in 33 games as a wide receiver for Raymore-Peculiar High School in Peculiar, Missouri, where he recorded 853 receiving yards and 10 touchdowns in 2019... Had 2,443 career receiving yards and 559 career rushing yards in three seasons at Ray-Pec.

**Personal:** Son of Todd and Pepper Grimm ... Has one sister, Maddi.

### Career Receiving Stats

Date	Opponent	No.	Yds.	TD	Avg.
10-24-20	at Kansas State	1	28	0	28.0
10-31-20	Iowa State	4	53	0	13.3
11-7-20	at Oklahoma	4	61	0	15.3
11-28-20	TCU	4	72	2	18.0
12-5-20	at Texas Tech	6	41	0	6.8
<b>2020</b>		<b>19</b>	<b>255</b>	<b>2</b>	<b>13.4</b>
9-10-21	at Coastal Carolina	5	75	0	15.0
9-18-21	Baylor	2	25	0	12.5
10-2-21	at Iowa State	1	22	0	22.0
10-16-21	Texas Tech	3	33	1	11.0
10-23-21	Oklahoma	3	50	1	16.7
11-20-21	at TCU	4	39	1	9.8
11-27-21	West Virginia	4	105	0	26.3
<b>2021</b>		<b>22</b>	<b>349</b>	<b>3</b>	<b>15.9</b>
<b>Career</b>		<b>41</b>	<b>604</b>	<b>5</b>	<b>14.7</b>

**Career Highs:** Receptions - 6 (at Texas Tech, 12-5-20), Yards - 105 (vs. West Virginia, 11-27-21), Touchdowns - 2 (vs. TCU, 11-28-20), Long - 48 (vs. TCU, 11-28-20).

### Career Rushing Stats


Date	Opponent	No.	Yds.	TD	Avg.
11-7-20	at Oklahoma	2	12	0	6.0
11-28-20	TCU	1	-2	0	-2.0
<b>2020</b>		<b>3</b>	<b>10</b>	<b>0</b>	<b>3.3</b>
<b>Career</b>		<b>3</b>	<b>10</b>	<b>0</b>	<b>3.3</b>

**Career Highs:** Rushes - 2 (at Oklahoma, 11-7-20), Yards - 12 (at Oklahoma, 11-7-20)

### Career Kick Return Stats

Date	Opponent	No.	Yds.	TD	Avg.
9-3-21	South Dakota	1	27	0	27.0
<b>2021</b>		<b>1</b>	<b>27</b>	<b>0</b>	<b>27.0</b>
<b>Career</b>		<b>1</b>	<b>27</b>	<b>0</b>	<b>27.0</b>

**Career Highs:** Returns - 1 (vs. South Dakota, 9-3-21), Yards - 27 (vs. South Dakota, 9-3-21).







# 11

## EDDIE WILSON

Defensive Line | 6'4" | 315 | 1L | Super-Senior  
Jersey City, N.J. | Milford Academy/Bufalo

**2021 (Sr.):** Saw game action in 11 out of 12 games, starting the first two of the season ... Recorded 12 tackles (six solo, six assisted) on the season ... South Dakota: Tallied three tackles (two solo, one assisted) in his debut against the Coyotes ... at Coastal Carolina: Made two assisted tackles ... Baylor: Made two (solo) tackles ... at Duke: Did not play ... at Iowa State: Saw action, did not record any stats ... Texas Tech: Made two tackles (one solo, one assisted) ... Oklahoma: Saw game action, did not record any stats ... at Oklahoma State: Made one tackle (solo) against the Cowboys ... Kansas State: Posted one tackle (solo) ... at Texas: Contributed in the 57-56 overtime win against the Longhorns ... Made one tackle (assisted) ... at TCU: Saw game action, did not record any stats ... West Virginia: Saw game action, did not record any stats.

**2020 (Jr. at Buffalo):** Started seven games at defensive tackle ... Named to the All-MAC Third Team... Had 21 tackles and a sack on the season ... Had four tackles against Bowling Green (11/17)... Had three tackles and a sack against Akron (12/12) ... Named the MAC East Division Defensive Player of the Week against the Zips ... Had six tackles, including a tackle for loss against Ball State (12/18)... Had five tackles against Marshall (12/25).

**2019 (So. at Buffalo):** Started 13 games at defensive tackle ... Had 24 tackles, 2.5 tackles for loss, two sacks and two forced fumbles on the season ... Had three tackles against Robert Morris (8/29) ... Had a tackle and a forced fumble at Penn State (9/7) ... Had three tackles at Liberty (9/14) ... Had four tackles against Ohio (10/5) ... Had two tackles and a pass breakup at Akron (10/19) ... Had a sack and pass breakup against Central Michigan (10/26) ... Had two tackles, including a tackle for loss at Kent State (11/14) ... Had three tackles and a sack against Charlotte in the Makers Wanted Bahamas Bowl.


**2018 (Fr. at Buffalo):** Appeared in 14 games and started three times at defensive tackle... had 17 tackles, two tackles for loss and a sack on the season ... Had two tackles against both Delaware State (9/1) and Rutgers (9/22) ... Had a sack at Central Michigan (10/6) ... Had a season-high five tackles at Ohio (11/14) ... Had two tackles and a tackle for loss at Bowling Green (11/23) ... Had two tackles against Troy (12/22).

**High School:** Prepped at Milford Academy... Had 29 tackles, 11 tackles for loss and 4.5 sacks in his season at Milford ... At Hoboken High School, he helped lead the Redwings to three state championships ... Was a first-team All-State and first-team All-District defensive tackle ... Was named the Hudson City Lineman of the Year ... Had 76 tackles, 21 tackles for loss, 14 sacks and three fumble recoveries his senior year ... Was selected to play in the 2017 Phil Simms North-South All-Star Football Classic where he had 1.5 sacks.

### Career Defensive Stats

Date	Opponent	UA-At-TT	TFL	Sack	Int.	PD	FF/R
9-3-21	South Dakota	2-1-3	0-0	0-0	0	0	0/0
9-10-21	at Coastal Carolina	0-2-2	0-0	0-0	0	0	0/0
9-18-21	Baylor	2-0-2	0-0	0-0	0	0	0/0
10-16-21	Texas Tech	1-1-2	0-0	0-0	0	0	0/0
10-30-21	at Oklahoma State	1-0-1	0-0	0-0	0	0	0/0
11-6-21	Kansas State	1-0-1	0-0	0-0	0	0	0/0
11-13-21	at Texas	0-1-1	0-0	0-0	0	0	0/0
<b>2021</b>		<b>6-6-12</b>	<b>0-0</b>	<b>0-0</b>	<b>0</b>	<b>0</b>	<b>0/0</b>
<b>Career</b>		<b>6-6-12</b>	<b>0-0</b>	<b>0-0</b>	<b>0</b>	<b>0</b>	<b>0/0</b>

**Career Highs:** Tackles - 3 (vs. South Dakota, 9-3-21).



# 12

## TORRY LOCKLIN

Running Back | 6'2" | 210 | 1L | RS-Junior  
Rockdale, Texas | Rockdale, Texas

**2021 (R-So.):** Played in nine out of 12 games for the Jayhawks ... With 141 all-purpose yards, he had three receptions for 24 yards and one touchdown ... Also had 36 carries for 117 yards and two touchdowns ... Had season high games at Duke followed by Iowa State ... Recorded his first career TDs against the Blue Devils with a reception for 20 yards and seven carries for 47 yards ... Posted 12 rushes for 39 yards and one TD against the Cyclones.

**2020 (R-Fr.):** Played in three of the Jayhawks' nine games of the season ... Did not record any statistics for the year ... Saw playing time in each of the first two games of the season (Coastal Carolina and at Baylor) but did not record any stats ... at West Virginia: Played for the Jayhawks in Morgantown without recording any statistics.

**2019 (Fr.):** Saw playing time in four of KU's games in the second half of the season as a true freshman ... Carried the ball three times for the Jayhawks, gaining four yards on the ground. at Texas: Made his Jayhawk debut ... Carried the ball twice for KU, gaining a yard on each attempt ... Texas Tech: Saw playing time in the Jayhawks' Homecoming victory over the Red Raiders, but did not record any stats ... Kansas State: Did not record any statistics while on the field for Kansas during the annual Dillons Sunflower Showdown ... at Iowa State: Made his fourth appearance as a Jayhawk in Ames ... Carried the ball once on the day, which was good enough to tie his season and career high of two yards.

**High School:** Garnered a three-star rating by 247Sports and ESPN ... Lead Rockdale HS to a 13-3 record winning the Texas 3A state championship in 2017 ... Named TWSA 3A Offensive Player of the Year ... Passed for 2,536 yards with 27 touchdowns and rushed for 2,434 yards with 32 touchdowns ... Played under head coach Jeff Miller at Rockdale HS.

**Personal:** Son of Kelly and Kerry Locklin ... Plans to major in business ... Father, Kerry, played tight end at New Mexico State and then went on to play for the Los Angeles Rams and Denver Broncos of the NFL ... Kerry Locklin is currently a defensive line coach for the Toronto Argonauts of the CFL, and has also coached at Utah, Morehead State, Eastern Michigan, Fresno State, New York Jets and his alma mater New Mexico State ... Chose Kansas over offers from New Mexico State and Iowa State.

### Career Rushing Stats

Date	Opponent	No.	Yds.	TD	Avg.
10-19-19	at Texas	2	2	0	1.0
11-23-19	at Iowa State	1	2	0	2.0
<b>2019</b>		<b>3</b>	<b>4</b>	<b>0</b>	<b>1.3</b>
9-3-21	South Dakota	5	8	0	1.6
9-10-21	at Coastal Carolina	3	11	0	3.7
9-18-21	Baylor	2	0	0	0.0
9-25-21	at Duke	7	47	1	6.7
10-2-21	at Iowa State	12	39	1	3.3
10-16-21	Texas Tech	3	8	0	2.7
10-23-21	Oklahoma	3	3	0	1.0
10-30-21	at Oklahoma State	1	1	0	1.0
<b>2021</b>		<b>36</b>	<b>117</b>	<b>2</b>	<b>3.3</b>
<b>Career</b>		<b>39</b>	<b>121</b>	<b>2</b>	<b>3.1</b>

**Career Highs:** Rushes - 12 (at Iowa State, 10-2-21), Yards - 47 (at Duke, 9-25-21).

Touchdowns - 1 (Two times, MR at Iowa State, 10-2-21), Long - 36 (at Duke, 9-25-21).

### Career Receiving Stats

Date	Opponent	No.	Yds.	TD	Avg.
9-25-21	at Duke	1	20	1	20.0
10-2-21	at Iowa State	1	1	0	1.0
11-6-21	Kansas State	1	3	0	3.0
<b>2021</b>		<b>3</b>	<b>24</b>	<b>1</b>	<b>8.0</b>
<b>Career</b>		<b>3</b>	<b>24</b>	<b>1</b>	<b>8.0</b>

**Career Highs:** Receptions - 1 (Three times, MR vs. Kansas State, 11-6-21), Yards - 20 (at Duke, 9-25-21), Touchdowns - 1 (at Duke, 9-25-21), Long - 20 (at Duke, 9-25-21).



**JORDAN PRESTON**

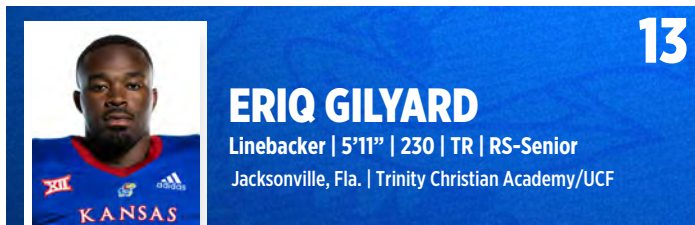
Quarterback | 5'10" | 200 | RS | RS-Junior  
Lawrence, Kan. | Mill Valley HS

**2021 (Jr.):** Did not see game action.

**2020 (So.):** Did not see game action in a COVID shortened season.

**2019 (Fr.):** Did not see game action.

**High School:** Began at Lawrence Free State High School before transferring to Mill Valley ... Led the Jaguars to a 7-4 record in 2018, behind 150 completions on 267 attempts for 1,872 yards for 12 touchdowns ... Selected to the team's leadership council.

**ERIQ GILYARD**

Linebacker | 5'11" | 230 | TR | RS-Senior  
Jacksonville, Fla. | Trinity Christian Academy/UCF

**Prior to Kansas:** Played in 38 total games at Central Florida, totaling 199 tackles, 18.5 tackles-for-loss, three forced fumbles, two interceptions and one sack ... Made 23 starts for the Knights over four seasons ... In 2020, totaled a career-high 8.5 tackles-for-loss to go with 59 total tackles and three forced fumbles...Earned Pro Football Focus National Team of the Week honors once (11/15/20) ... Registered a career-high 77 tackles in 2019 to go with five tackles-for-loss and an interception ... Played in 11 games as a true freshman in 2018 with 38 total tackles and five tackles-for-loss ... Three-time AAC All-Academic Team honoree ... UCF's Campbell Trophy nominee in 2021 ... Dean's List honoree in the spring of 2021 ... Played high school football at Trinity Christian and led team to three straight Class 4A state championships ... Averaged 11 tackles per game as a senior.

**KAI KUNZ**

Quarterback | 6'2" | 200 | HS | Freshman  
Wichita, Kan. | Andover Central HS

**High School:** Prepped at Andover Central High School ... Helped lead team to Class 4A state championship game as a senior ... First-team All-State ... AVCTL All-League ... Blue-Grey All-American selection ... Blue-Grey Offensive MVP ... First-team All-County ... Threw for 2,512 yards his senior season, which marked the most yards in a season in school history ... Completed 64.65 percent of his passes for his career, establishing a new school record ... Also played basketball and participated in track and field.

**Personal:** Parents are Kevin Kunz and Alisa Phelps and Elyse Kunz ... Has five siblings, Gabby, Owen, Hudson, Jax and Grace.

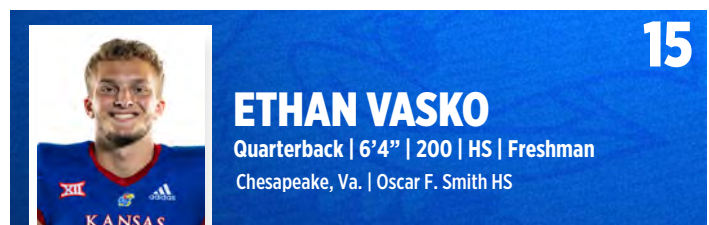
**JALEN DYE**

Safety | 6'0" | 185 | TR | Sophomore  
San Diego, Calif. | Cathedral Catholic HS/Palomar

**Palomar College (Fr.):** Played one season at Palomar ... Earned first team all-conference honors and was named the defensive MVP of team's bowl game ... Finished with 52 tackles, four interceptions, four pass breakups and one forced fumble.

**High School:** Prepped at Cathedral Catholic High School...Advanced to state championship game as a senior ... Named Honor Bowl MVP ... Had 11 solo tackles as a senior in nine games ... Also played two seasons of baseball.

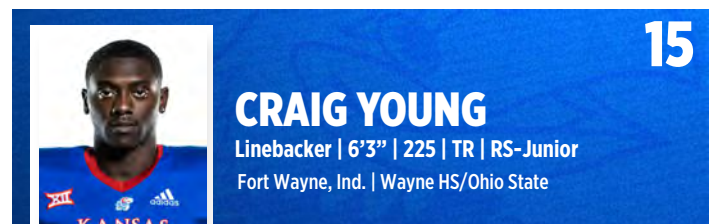
**Personal:** Parents are Jermaine and Tricia Dye ... Jermaine played 14 years of Major League Baseball, including five seasons with the Kansas City Royals ... Has two siblings, Devin and Tiara.

**ETHAN VASKO**

Quarterback | 6'4" | 200 | HS | Freshman  
Chesapeake, Va. | Oscar F. Smith HS

**High School:** A 247 Sports 3-star recruit ... Ranked as a 2-star recruit by Rivals.com ... Led Oscar Smith High School to three state championship games and back-to-back state championships ... Broke Virginia High School record with 10 touchdowns in a single game ... Tied state record with nine touchdown passes in a single game ... Totaled a 35-3 record as a starting quarterback with 9,203 total yards and 134 total touchdowns ... Two-time all-region offensive player of the year and three-time first-team all-region quarterback ... I-64 Sports first-team quarterback ... Abe Goldblatt All-Tidewater Player of the Year.

**Personal:** Son of Richard and Jennifer Vasko.

**CRAIG YOUNG**

Linebacker | 6'3" | 225 | TR | RS-Junior  
Fort Wayne, Ind. | Wayne HS/Ohio State

**2021 (Jr. at Ohio State):** Played in all 12 games for the Buckeyes with 15 total tackles and nine solo stops ... Had a 70-yard pick-six interception return against Maryland ... Posted a season-high five tackles at Rutgers ... Had three stops in 56-7 win over No. 7 Michigan State.


**2020 (So. at Ohio State):** Had five tackles in four games ... Played in the first four games of the season ... Had four solo tackles in 49-27 win against Rutgers.

**2019 (Fr. at Ohio State):** Appeared in 10 games, mostly on special teams for the Buckeyes as a true freshman ... Had three tackles in win over Maryland and one tackle apiece against Northwestern and Miami (Ohio).

**High School:** Consensus three-star prospect ... Prepped at Wayne High School for coach Derrick Moore ... Played on both sides of the ball, catching 35 passes for 700 yards and 12 touchdowns as a receiver during his senior season ... Two-time member of the WANE-TV Fab 15 ... Three-sport athlete, who also played basketball and ran track ... Won the sectional 100-meter and 200-meter sprints during his junior season.

**Personal:** Parents are Antoinette and Shabaka Young.





**16**

**BEN EASTERS**  
 Quarterback | 6'3" | 215 | RS | RS-Freshman  
 Brownsburg, Ind. | Brownsburg HS

**2021 (R-Fr.):** Did not see game action.

**High School:** A 247 Sports and Rivals three-star recruit ... Coached by John Hart ... Led team to 8-2 record in 2020 and a No. 5 ranking in the state of Indiana by MaxPreps ... Threw for 1,842 yards and 13 touchdowns as a senior ... Had his best game of the year against Zionsville, where he completed 20 of 27 passes for 338 yards and five touchdowns to no interceptions... Threw for 1,816 yards and 23 touchdowns to just four interceptions as a junior at Brownsburg.

**Personal:** Son of Beth and Lloyd Easters ... Has one brother, Nick, and one sister, Julia ... Also drew interest from Bowling Green, Indiana and others ... Plans to major in business.



**16**

**SHAAD DABNEY**  
 Cornerback | 5'10" | 190 | 1L | Sophomore  
 Atlanta, Ga. | Cherokee Bluff HS

**2021 (Fr.):** Saw action for the Jayhawks in 11 of KU's 12 games ... Recorded nine tackles (solo) and two pass deflections as a freshman ... Oklahoma State: Started his first career game against Oklahoma State, making a career-high four tackles.

**High School:** A Rivals.com and 247 Sports composite three-star recruit ... Began his high school career at Riverside Military Academy, before transferring to Cherokee Bluff HS ... Played for coach Tommy Jones at Cherokee Bluff as a senior, leading team to 11-2 record...Offensively, had 19 carries for 159 yards, while catching 21 passes for 346 yards ... Accounted for nine total touchdowns ... Totaled 26 tackles, one interception and a fumble recovery on defense ... Added one punt return for a touchdown ... Played quarterback for Riverside Military, throwing for 821 yards and 12 touchdowns to just one interception in 2019 as a junior ... Also rushed for 841 yards and 11 touchdowns ... Had 34 tackles, nine passed defended and one interception as a junior defensive back.

**Personal:** Son of Shannon and Carlton Dabney; Has 4 siblings, Princess, Dricka, CJ and Jamel ... Also drew interest from Arizona State, Cincinnati, Syracuse and others ... Plans to major in broadcasting.

#### Career Defensive Stats

Date	Opponent	UA-At-TT	TFL	Sack	Int.	PD	FF/R
9-18-21	Baylor	1-0-1	0-0	0-0	0	0	0/0
10-2-21	at Iowa State	1-0-1	0-0	0-0	0	0	0/0
10-16-21	Texas Tech	1-0-1	0-0	0-0	0	0	0/0
10-30-21	at Oklahoma State	4-0-4	0-0	0-0	0	2	0/0
11-6-21	Kansas State	1-0-1	0-0	0-0	0	0	0/0
<b>2021</b>		<b>8-0-8</b>	<b>0-0</b>	<b>0-0</b>	<b>0</b>	<b>2</b>	<b>0/0</b>
<b>Career</b>		<b>8-0-8</b>	<b>0-0</b>	<b>0-0</b>	<b>0</b>	<b>2</b>	<b>0/0</b>

**Career Highs:** Tackles - 4 (at Oklahoma State, 10-30-21), Pass deflections - 2 (at Oklahoma State, 10-30-21).



**17**

**JASON BEAN**  
 Quarterback | 6'3" | 200 | 1L | RS-Senior  
 Mansfield, Texas | Lake Ridge HS

**2021 (R-Jr.):** Started the first nine games for the Jayhawks ... Set career highs in passing yards, attempts and completions at Duke ... Completed 102-of-182 passes for 1,252 yards, six touchdowns, while rushing 92 times for 400 yards and two touchdowns ... South Dakota: Made first career start at KU ... Threw 17-26 for 163 yards and two touchdowns ... Rushed 15 times for 54 yards ... at Coastal: Completed 12-23 for 189 yards, while rushing 13 times for 102 yards and two touchdowns ... Baylor: Went 8-17 for 57 yards and one touchdown ... at Duke: Posted 19-32 passes for 323 yards and 2 touchdowns while rushing 15 times for 51 yards ... at Iowa State: Made 10-20 passes for 120 yards and rushed 5 times for 19 yards ... Texas Tech: Completed 11-21 passes for 80 yards ... Oklahoma: Recorded 17-23 pass completions for 246 yards and one touchdown, while rushing 14 times for 59 yards ... at Oklahoma State: Completed 3-10 passes for 10 yards ... Kansas State: Threw 5-9 for 64 yards and rushed three times for 13 yards ... at West Virginia: Saw playing time ... Did not record any stats.

**2020 (R-So. at North Texas):** Completed 79-of-145 passes for 1,131 yards, 14 touchdowns and five interceptions while also rushing 56 times for 346 yards and five touchdowns while appearing in eight games and making seven starts ... Completed 21-of-36 passes for 251 yards, two touchdowns and an interception while rushing 13 times for 10 yards in the Myrtle Beach Bowl vs. Appalachian State on 12/21 ... Named Conference USA Offensive Player of the Week, earned a spot on the Davey O'Brien Award Great 8 list was named a Manning Award Star of the Week and was named the Earl Campbell Tyler Rose Award Player of the Week after his week seven performance at Middle Tennessee.

**2019 (R-Fr. at North Texas):** Completed 22-of-35 passes for 176 yards, an average of 25.1 yards per game, three touchdowns, three interceptions and a 62.9 completion percentage in seven appearances, also added 80 yards rushing on 13 attempts, an average of 6.2 yards a carry.

**2018 (Fr. at North Texas):** Redshirted his first season on campus after appearing in just one game for the Mean Green during his first season on campus...Made his collegiate debut vs. Utah State in the New Mexico Bowl on 12/15, carrying four times for 14 yards and going 0-2 passing with an interception.

**High School:** Prepped at Lake Ridge HS... Rated a three-star prospect by 247Sports composite rankings and 247Sports ... Passed for 1,682 yards and 20 touchdowns, and rushed for 694 yards and three touchdowns for a Class 5A Division I state quarterfinalist as a senior ... Passed for 2,956 yards and 29 touchdowns, and rushed for 530 yards and seven touchdowns as a junior ... Second-team all-district 10-5A selection as a junior.



## Career Passing Stats


Date	Opponent	Cmp.-Att.	Pct.	Yds.	TD	Int	Rate
9-3-21	South Dakota	17-26	65.4	163	2	0	143.4
9-10-21	at Coastal Carolina	12-23	52.2	189	0	0	121.2
9-18-21	Baylor	8-17	47.1	57	1	0	94.6
9-25-21	at Duke	19-32	59.4	323	2	2	152.3
10-2-21	at Iowa State	10-20	50.0	120	0	1	90.4
10-16-21	Texas Tech	11-21	52.4	80	0	1	74.9
10-23-21	Oklahoma	17-23	73.9	246	1	0	178.1
10-30-21	at Oklahoma State	3-10	30.0	10	0	2	-1.6
11-6-21	Kansas State	5-9	55.6	64	0	0	115.3
<b>2021</b>		<b>102-181</b>	<b>56.4</b>	<b>1,252</b>	<b>6</b>	<b>6</b>	<b>118.8</b>
<b>Career</b>		<b>102-181</b>	<b>56.4</b>	<b>1,252</b>	<b>6</b>	<b>6</b>	<b>118.8</b>

**Career Highs:** Completions - 19 (at Duke, 9-25-21), Attempts - 32 (at Duke, 9-25-21), Yards - 323 (at Duke, 9-25-21), Touchdowns - 2 (Two times, MR at Duke, 9-25-21), Rate - 178.1 (vs. Oklahoma, 10-23-21).

## Career Rushing Stats

Date	Opponent	No.	Yds.	TD	Avg.
9-3-2021	South Dakota	15	54	0	3.6
9-10-21	at Coastal Carolina	13	102	2	7.8
9-18-21	Baylor	12	62	0	5.2
9-25-21	at Duke	15	51	0	3.6
10-2-21	at Iowa State	5	19	0	3.8
10-16-21	Texas Tech	5	14	0	2.8
10-21-21	Oklahoma	14	59	0	4.2
10-30-21	at Oklahoma State	9	24	0	2.7
11-6-21	Kansas State	3	13	0	4.3
11-20-21	at TCU	1	1	0	1.0
<b>2021</b>		<b>92</b>	<b>402</b>	<b>2</b>	<b>4.4</b>
<b>Career</b>		<b>92</b>	<b>402</b>	<b>2</b>	<b>4.4</b>

**Career Highs:** Rushes - 15 (Two times, MR at Duke, 9-25-21), Yards - 102 (at Coastal Carolina, 9-10-21), Touchdowns - 2 (at Coastal Carolina, 9-10-21).




## JACK JACKSON

Quarterback | 6'3" | 195 | HS | Freshman  
Dallas, Texas | Highland Park HS

18

**High School:** Prepped at Highland Park HS in Dallas under head coach Randy Allen ... Also played baseball in high school.




## KALON GERVIN

Cornerback | 5'11" | 195 | TR | RS-Junior  
Detroit, Mich. | Cass Technical HS/Michigan State

18

**Prior to Kansas:** Played in 23 career games at Michigan State with nine career starts ... Totaled 44 tackles in his Spartans career with four pass breakups and one fumble recovery for a touchdown ... Played in four games in 2021 with three starts and 14 total tackles ... Played in six games in 2020, starting all six ... Tied for the team lead with four pass breakups ... Finished with 22 total tackles... Had four tackles apiece against Penn State and Ohio State ... Played 420 total snaps in 2020; fifth-most of any Spartan defender ... Played in 10 games with one start in 2019... Played in three games in 2018, while preserving redshirt status ... Prepped at Cass Tech, where he was ranked as the top senior in the state of Michigan by ESPN.com, Rivals.com, the Detroit Free Press and the Detroit News ... Ranked as the 113th-best player in the country by Rivals in the Class of 2018 ... Selected to play in the Under Armour All-America Game ... Helped lead Cass Tech to a 14-0 record and a Division I state championship as a junior.



## GAVIN POTTER

Linebacker | 6'2" | 225 | 3L | Senior  
Broken Arrow, Okla. | Broken Arrow HS

19

**Career Honors:** 2019: Honorable Mention All-Big 12 (Defensive Freshman of the Year).

**2021 (Jr.):** Saw action in all 12 games for KU, while starting in 11 ... Third among KU defenders with 78 tackles (46 solo, 32 assisted) ... Recorded one interception and 3.5 tackles for loss ... South Dakota: Made seven tackles (six solo, one assisted) ... at Coastal Carolina: Posted six tackles (four solo, two assisted) ... Baylor: Tallied seven tackles (five solo, two assisted) ... at Duke: Recorded season-high nine tackles against the Blue Devils (one solo, eight assisted) and a 0.5 TFL of one yard ... at Iowa State: Made seven tackles (two solo, five assisted) ... Texas Tech: Had six tackles (five solo, one assisted) and one TFL ... Oklahoma: Made five tackles (three solo, two assisted) including one sack and one TFL ... at Oklahoma State: Made six tackles (five solo, one assisted) and one pass deflection ... Kansas State: Collected six tackles (three solo, three assisted) ... Texas: Made seven tackles (five solo, two assisted) in the overtime 57-56 win against the Longhorns ... at TCU: Contributed two tackles ... West Virginia: Secured 10 tackles (six solo, four assisted) against the Mountaineers ... Also had an interception return for 28 yards for a touchdown.

**2020 (So.):** Saw playing time in eight of KU's nine games this season, earning five-straight starts to close out the year ... Fourth among the KU defenders with 35 tackles (25 solo, 10 assisted) ... Recorded 2.0 TFL for a loss of 10 yards ... Hurried the opponents' QBs three times and also broke up a pass to round out his season stats. Coastal Carolina: Made three solo tackles against the Chanticleers in the Jayhawks' season opener ... at Baylor: Recorded 1.0 TFL for a loss of nine yards and made four total tackles against the Bears ... at West Virginia: Collected five total tackles (three solo, two assisted) in Morgantown ... at Kansas State: In the starting lineup for the Jayhawks for the first time this season at linebacker ... Tallied three tackles (two solo, one assisted) ... Iowa State: One of three starting linebackers for the Jayhawks against the Cyclones ... Recorded five tackles (four solo and one assisted) while also credited with two quarterback hurries on the afternoon ... at Oklahoma: Started at linebacker for the third-straight game against the Sooners ... Recorded four tackles (two solo, two assisted), a pass breakup and a quarterback hurry ... TCU: Co-leader of the Jayhawk defense against the Horned Frogs, totaling six solo tackles ... Also recorded one TFL for a yard ... at Texas Tech: Started his fifth-consecutive game at LB for the Jayhawks in Lubbock, having played in eight of the team's nine games this season ... Added five tackles (two solo, three assisted) to his season total, to bring it to 35, good for fourth on the team.

**2019 (Fr.):** Honorable Mention All-Big 12 (Defensive Freshman of the Year) ... Played in all 12 of the team's games, earning starting nods on defensive in the final eight of the season ... Fourth on the team in total tackles, accumulating 56 (37 solo, 19 assisted) ... Recorded 3.5 TFLs for a loss of 17 yards ... Credited with 1.5 sacks, for a loss of 14 yards ... Hurried the opponents' quarterbacks five times in his 12 games played ... Also broke up one pass. Indiana State: Saw playing time but did not record any stats ... Coastal Carolina: Saw playing time vs. the Chanticleers ... Did not record any stats ... at Boston College: Tallied five total tackles (three solo, two assisted) for the Jayhawks in Chestnut Hill ... Also recorded one quarterback hurry ... Both statistics were career bests ... West Virginia: Made two solo tackles against the Mountaineers ... Recorded his first tackle-for-loss (TFL) as a Jayhawk for a WVU loss of one yard ... at TCU: Made his first start as a Jayhawk, at the linebacker position ... Led the team defensively with 11 total tackles (nine solo, two assisted) ... Oklahoma: Started his second-straight game at linebacker against the Sooners ... Tallied one assisted tackle on the afternoon ... at Texas: Set a new career high in sacks, accumulating 1.5 on the night, for a loss of 14 yards ... Led the team in tackles for the second time this season with his nine total (six solo, three assisted) ... Tallied 2.5 TFLs for 16 yards against the Longhorns, a new season and career best ... Also credited with hurrying the quarterback once, which also matched his best ... Texas Tech: Co-leader for the Jayhawk defense with seven total tackles (six solo, one assisted) in the 37-34 Homecoming victory ... Broke up the first pass of his season and KU career against the Red Raiders ... Kansas State: Tallied five total tackles (four solo, one assisted) in the annual Dillons Sunflower Showdown ... Matched his season/career high with a quarterback hurry against the Wildcats as well ... at Oklahoma State: Made his 10th appearance of the season for the Jayhawks in Stillwater, where he made one solo tackle and assisted on three for a total of four on the afternoon ... at Iowa State: Set a new season and career high in quarterback hurries with two in Ames ... Also assisted on six tackles against the Cyclones ... Baylor: Helped lead the Jayhawks' defensive effort against the nationally ranked Bears by making six solo tackles on the day, tied for the most by a KU defender with Kyron Johnson.

**High School:** Earned a three-star rating from 247Sports.com and Rivals.com ... Helped lead Broken Arrow HS to a 6A state championship with a perfect 13-0 record in 2018 ... Played under head coach David Alexander at Broken Arrow HS ... Named a finalist for Oklahoma Defensive Player of the Year by the Tulsa World ... Earned All-State First Team honors from The Oklahoman and USA Today at linebacker, after playing on offense until his senior season



... Recorded 92 total tackles with two sacks including 52 solos and 40 assists his senior season ... He also added 23 tackles-for-loss, three fumble recoveries, two blocked kicks and an interception ... Also a standout wrestler, having two state titles to his name.

**Personal:** Son of Wes Ontiveros and Angie Potter ... Plans to major in marketing ... Chose Kansas over offers from Kansas State, Incarnate Word and Kent State.

#### Career Defensive Stats

Date	Opponent	UA-At-TT	TFL	Sack	Int.	PD	FF/R
9-13-19	at Boston College	3-2-5	0-0	0-0	0	0	0/0
9-21-19	West Virginia	2-0-2	1.0-1	0-0	0	0	0/0
9-28-19	at TCU	9-2-11	0-0	0-0	0	0	0/0
10-5-19	Oklahoma	0-1-1	0-0	0-0	0	0	0/0
10-19-19	at Texas	6-3-9	2.5-16	1.5-14	0	0	0/0
10-26-19	Texas Tech	6-1-7	0-0	0-0	0	1	0/0
11-2-19	K-State	4-1-5	0-0	0-0	0	0	0/0
11-16-19	at Oklahoma State	1-3-4	0-0	0-0	0	0	0/0
11-23-19	at Iowa State	0-6-6	0-0	0-0	0	0	0/0
11-30-19	Baylor	6-0-6	0-0	0-0	0	0	0/0
<b>2019</b>		<b>37-19-56</b>	<b>3.5-17</b>	<b>1.5-14</b>	<b>0</b>	<b>1</b>	<b>0/0</b>
9-12-20	Coastal Carolina	3-0-3	0-0	0-0	0	1	0/0
9-26-20	at Baylor	3-1-4	1.0-9	0-0	0	0	0/0
10-17-20	at West Virginia	3-2-5	0-0	0-0	0	0	0/0
10-24-20	at Kansas State	2-1-3	0-0	0-0	0	0	0/0
10-31-20	Iowa State	4-1-5	0-0	0-0	0	0	0/0
11-7-20	at Oklahoma	2-2-4	0-0	0-0	0	1	0/0
11-28-20	TCU	6-0-6	1-1	0-0	0	0	0/0
12-5-20	at Texas Tech	2-3-5	0-0	0-0	0	0	0/0
<b>2020</b>		<b>25-10-35</b>	<b>2.0-10</b>	<b>0-0</b>	<b>0</b>	<b>2</b>	<b>0/0</b>
9-3-21	South Dakota	6-1-7	0-0	0-0	0	0	0/0
9-10-21	at Coastal Carolina	4-2-6	0-0	0-0	0	0	0/0
9-18-21	Baylor	5-2-7	0-0	0-0	0	0	0/0
9-25-21	at Duke	1-8-9	0.5-1	0-0	0	0	0/0
10-2-21	at Iowa State	2-5-7	0-0	0-0	0	0	0/0
10-16-21	Texas Tech	5-1-6	1.0-1	0-0	0	0	0/0
10-23-21	Oklahoma	3-3-5	1.0-2	1.0-2	0	0	0/0
10-30-21	at Oklahoma State	5-1-6	0-0	0-0	0	1	0/0
11-6-21	Kansas State	3-3-6	0-0	0-0	0	0	0/0
11-13-21	at Texas	5-2-7	1.0-5	0-0	0	0	0/0
11-20-21	at TCU	1-1-2	0-0	0-0	0	0	0/0
11-27-21	West Virginia	6-4-10	1.5-7	0-0	1	0	1/0
<b>2021</b>		<b>46-32-78</b>	<b>5.0-16</b>	<b>1.0-2</b>	<b>1</b>	<b>1</b>	<b>1/0</b>
<b>Career</b>		<b>108-61-169</b>	<b>10.5-35</b>	<b>2.5-16</b>	<b>1</b>	<b>4</b>	<b>1/0</b>

**Career Highs:** Tackles - 11 (at TCU, 9-28-19), Tackles for Loss - 2.5 (at Texas, 10-19-19), Sacks - 1.5 (at Texas, 10-19-19), Pass Deflections - 1 (Four Times, MR at Oklahoma State, 10-30-21), Interceptions - 1 (vs. West Virginia, 11-27-21), Fumble Recoveries - 1 (vs. West Virginia, 11-27-21).



19

**STEVEN MCBRIDE**  
Wide Receiver | 6'1" | 170 | 2L | Junior  
Napoleonville, La. | East Ascension HS

**2021 (So.):** Saw action for the Jayhawks in all 12 games ... Finished the season with 15 catches for 88 yards ... South Dakota: Started at wideout in the season opener against South Dakota and caught two passes for eight yards ... Texas Tech: Hauled in two catches for 20 yards with a long reception of 15 yards ... Also had one rush for three yards ... Oklahoma: Set career highs in catches (three) and yards (22) ... at TCU: Had an 11-yard reception against the Horned Frogs.

**2020 (Fr.):** Played in six games throughout the season, earning a start in the season finale vs. TTU ... Caught four passes in those six games, good for 17 yards total, or an average of 4.2 yards per catch. Oklahoma State: Made his Kansas debut against the Cowboys but did not record any stats ... at West Virginia: Saw playing time in Morgantown, did not record any statistics ... at Kansas State: Hauled in three receptions for 17 yards, with a long catch of the day being seven yards ... His previous career high was one catch at West Virginia in the last game ... Iowa State: Played in his fourth-straight game against the Cyclones ... Did not record any stats on the afternoon ... at Oklahoma: Made his fifth appearance of the season in Norman without recording any statistics ... at Texas Tech: Earned his first start of the season (at WR) in Lubbock ... Joined the group of 11 true freshmen to have started at least one game throughout the season ... Did not record any stats on the afternoon.

**High School:** Rated a three star prospect by Rivals, 247 Sports and ESPN ... Played for head coach Darnell Lee at East Ascension HS ... The No. 52-ranked player in the state of Louisiana according to 247 Sports ... Recorded 46 catches for 984 yards and 12 touchdowns in 2019 ... Named to the 5-5A All-District First Team following his senior season ... Also earned All-Metro First Team honors in 2019 ... Had 566 receiving yards and seven total touchdowns in his junior season ... Took home 5-5A All-District and All-Metro First Team honors in 2018 ... Also lettered in basketball and track & field, where he was a Louisiana state qualifier in the long jump ... Took home all-district and all-region honors in the long jump in 2019.

**Personal:** Son of Dana McBride and Steven Blaine ... Has two siblings; a sister, Salayah, and a brother, Ja'Kye ... Plans to major in mechanical engineering ... Cousin, Tramon Williams, plays cornerback for the Green Bay Packers ... Selected Kansas over Wake Forest and Louisiana Tech, among others.

#### Career Receiving Stats

Date	Opponent	No.	Yds.	TD	Avg.
10-24-20	at Kansas State	3	17	0	5.7
<b>2020</b>		<b>3</b>	<b>17</b>	<b>0</b>	<b>5.7</b>
9-3-21	South Dakota	2	8	0	4.0
9-10-21	at Coastal Carolina	1	2	0	2.0
10-2-21	at Iowa State	2	17	0	8.5
10-16-21	Texas Tech	2	20	0	10.0
10-23-21	Oklahoma	3	22	0	7.3
11-13-21	at Texas	1	5	0	5.0
11-20-21	at TCU	1	11	0	11.0
11-27-21	West Virginia	3	3	0	1.0
<b>2021</b>		<b>15</b>	<b>88</b>	<b>0</b>	<b>5.9</b>
<b>Career</b>		<b>18</b>	<b>105</b>	<b>0</b>	<b>5.8</b>

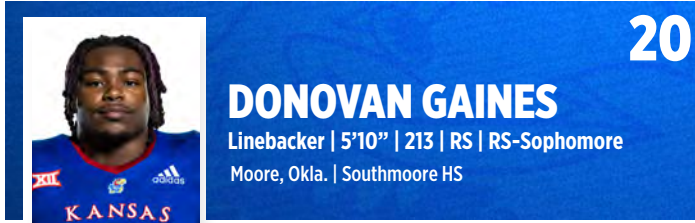
**Career Highs:** Receptions - 3 (Two times, MR vs. Oklahoma, 10-23-21), Yards - 22 (vs. Oklahoma, 10-23-21).

#### Career Rushing Stats

Date	Opponent	No.	Yds.	TD	Avg.
10-16-21	Texas Tech	1	3	0	3.0
<b>2021</b>		<b>1</b>	<b>3</b>	<b>0</b>	<b>3.0</b>
<b>Career</b>		<b>1</b>	<b>3</b>	<b>0</b>	<b>3.0</b>

**Career Highs:** Rushes - 1 (Texas Tech, 10-16-21), Yards - 3 (Texas Tech, 10-16-21)



**DONOVAN GAINES**

Linebacker | 5'10" | 213 | RS | RS-Sophomore  
Moore, Okla. | Southmoore HS

**2021 (R-Fr.):** Saw action in a pair of home games – Kansas State and West Virginia...Played on special teams.

**2020 (Fr.):** Did not see game action.

**High School:** Played at Southmoore HS under head coach Jeremy Stark ... Also played on the school's baseball team ... Was named to the All-State first team on defense in 2019 ... Cousin, Daniel Hishaw Jr., also plays for the Jayhawks.

**Personal:** Son of David and Shiral Gaines ... Has two siblings, David and Mya ... Plans to major in Architecture.

**DANIEL HISHAW JR.**

Running Back | 5'10" | 215 | 1L | RS-Sophomore  
Moore, Okla. | Moore HS

**2021 (R-Fr.):** Utilized redshirt season.

**2020 (Fr.):** The team's second-leading rusher, accumulating 229 net yards on 52 carries, good for an average of 4.4 yards per carry ... The freshman RB found the end zone twice in his first season donning the Crimson and Blue ... His long rush of the season went for 47 yards and he averaged 28.6 yards per game ... Through the air, he caught five passes for a total of 28 yards, good for an average of 5.6 yards per reception ... On kickoffs, returned four for 45 yards, good for an 11.2 average, with a long return of 19 yards. Coastal Carolina: Made his collegiate debut against the Chanticleers ... Carried the ball two times for two yards ... at Baylor: Rushed the ball once against the Bears in Waco ... Oklahoma State: Gained 51 yards on five carries, with a long rush of 15 yards, against OSU, new career bests in all categories ... at West Virginia: Saw playing time in Morgantown but did not record any statistics ... at Kansas State: In the starting lineup at running back for the first time this season and in his collegiate career ... Carried the ball six times for a total of 14 yards ... Has appeared in all five games this season, rushing a total of 14 times for 67 yards ... Iowa State: Scored his first-career touchdown as a Jayhawk in the second quarter against the Cyclones for KU's first touchdown of the game ... Has played in each of the team's first six games of the season, rushing a total of 20 times for 69 yards ... at Oklahoma: In the third quarter, recorded a 47-yard rush, a career long ... It was the second-longest rush by a Jayhawk this season and the longest rush that didn't result in a touchdown ... Also set new career highs in rushing yards (73) and attempts (10); his previous bests were six rushes (accomplished on two occasions) and 51 yards ... at Texas Tech: Made his third start (at RB) while playing in his eighth game of the season for the Jayhawks ... In the fourth quarter he found the end zone on a 12-yard touchdown run, the second of his career ... The TD gives him two in his last three games ... Registered a career high in rushing attempts and yards, carrying 22 times for 87 yards ... His previous high of 10 carries for 73 yards came at Oklahoma (11/7) ... Also caught three passes from QB Miles Kendrick for a gain of 21 yards through the air.

**High School:** Rated as a three star recruit by Rivals.com, 247 Sports and ESPN ... Ranked No. 25 in the state of Oklahoma, according to 247 Sports ... Played in 36 games for Moore HS for head coach Brad Hill, where he rushed for 1,099 yards in his senior season ... Recorded 2,544 career rushing yards and 45 touchdowns ... Averaged 91.6 yards per game and 6.4 yards per carry his senior year ... Named the overall or offensive player of the game six games in a row in 2019 ... Earned Most Valuable Player of District 6A-I-2 in 2019.

**Personal:** Son of Toddrick and Shirley Noel ... Has three siblings: one brother, Jawaun, and two sisters, Tiara and Brooklyn ... Has yet to decide upon a major ... His cousin, Donovan Gaines, also plays for the Jayhawks ... Chose Kansas over offers from Eastern Michigan, Nevada, North Texas, Southern Miss and others.

**Career Rushing Stats**

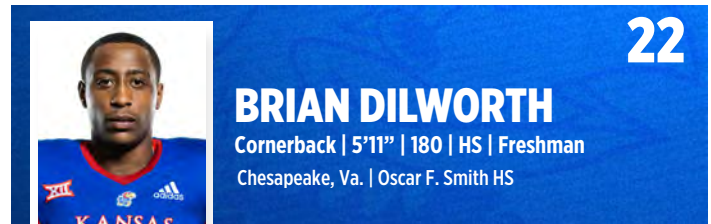
Date	Opponent	No.	Yds.	TD	Avg.
9-12-20	Coastal Carolina	2	2	0	1.0
9-26-20	at Baylor	1	0	0	0.0
10-3-20	Oklahoma State	5	51	0	10.2
10-24-20	at Kansas State	6	14	0	2.3
10-31-20	Iowa State	6	2	1	0.3
11-7-20	at Oklahoma	10	73	0	7.3
12-5-20	at Texas Tech	22	87	1	4.0
<b>2020</b>		<b>55</b>	<b>229</b>	<b>2</b>	<b>4.4</b>

**Career Highs:** Rushes - 22 (at Texas Tech, 12-5-20), Yards - 87 (at Texas Tech, 12-5-20), Touchdowns - 1 (Two times - MR at Texas Tech, 12-5-20).

**Career Receiving Stats**

Date	Opponent	No.	Yds.	TD	Avg.
10-24-20	at Kansas State	1	9	0	9.0
10-31-20	Iowa State	1	-2	0	-2.0
12-5-20	at Texas Tech	3	21	0	7.0
<b>2020</b>		<b>5</b>	<b>28</b>	<b>0</b>	<b>5.6</b>

**Career Highs:** Receptions - 3 (at Texas Tech, 12-5-20), Yards - 28 (at Texas Tech, 12-5-20).

**BRIAN DILWORTH**

Cornerback | 5'11" | 180 | HS | Freshman  
Chesapeake, Va. | Oscar F. Smith HS

**High School:** Rated as a three star by Rivals and 247 Sports out of Chaminade-Madonna Prep, where he is a three-sport athlete between football, volleyball and basketball ... Was named a Miami Herald 5A-Ind first-team selection in 2020 after helping Chaminade-Madonna reach the 3A championship ... Recorded seven interceptions, two pass breakups and 29 tackles, in 2020 ... In 2019, he started as a sophomore, leading the Lions to the 3A state title ... Recorded three interceptions and two forced fumbles as a sophomore ... Received offers from Auburn, Arkansas and Boston College, among others.

**MASON ELLIS**

Safety | 6'2" | 195 | HS | Freshman  
Mulvane, Kan. | Mulvane HS

**High School:** A 247 Sports 3-star recruit ... Rated as a 2-star recruit by Rivals.com ... Prepped at Mulvane High School for Coach Daniel Myers ... Sports in Kansas first-team all-state as a senior...First-team all-conference and county as a senior ... As a senior, totaled 37.5 tackles, 12 pass breakups and four interceptions ... Also played quarterback for Mulvane and threw for 1,569 yards and 13 touchdowns, while rushing for 1,152 yards and 21 touchdowns on 183 carries.

**Personal:** Son of Jeff and Shannon Ellis.





24

**REIS VERNON**

Punter | 6'2" | 210 | 2L | Junior  
Bixby, Okla. | Bixby HS

**Career Honors:** 2021: Academic All-Big 12 Football First Team.

**2021 (So.):** Posted 49 punts for 1,981 yards, averaging 40.4 yards per punt on the 12-game season for KU... South Dakota: Had a season-long punt of 59 yards and two touchbacks ... Baylor: Punted a season high of eight times for 376 yards against Baylor ... Tallied 16 fair catches and six punts of 50+ yards on the season, along with seven inside the 20-yard line.

**2020 (Fr.):** Took over the team's punting duties for the final five games of the season ... Punted 38 times for 1,438 yards for an average of 37.8 yards per punt ... His long punt of the year was good for 50 yards ... He had a single touchback ... Fair catches were called on 11 of his punts ... He landed four punts within the 20-yard line ... Punted the football 50 or more yards once on the year ... at Kansas State: Punted for the first time of his college career during the Dillons Sunflower Showdown, registering a 32-yard punt in the second quarter ... His five total punts accumulated 173 yards, good for a 34.6 average ... His long punt of the day went 39 yards and one landed inside the 20-yard line ... Iowa State: His 44-yard punt in the first quarter eclipsed his previous season-high 39-yard punt against Kansas State ... Later in the game, the freshman bested that mark on a 50-yard punt at the end of the first quarter against the Cyclones ... at Oklahoma: Set new career marks in punts (nine) and punt yards (331), besting his five kick and 258 yard performance vs. Iowa State (10-31-20) ... He also tallied five punts at Kansas State (10-24-20) ... TCU: Set a career high in punts and punt yards with 11 punts for 408 yards on the afternoon ... at Texas Tech: Punted seven times against the Red Raiders for a total of 268 yards, good for an average of 38.3 yards per punt ... His long punt of the game went for 44 yards and he dropped one punt within the 20-yard line.

**High School:** adidas All-American out of Bixby HS under head coach Loren Montgomery ... Named First Team All-State by the Tulsa World and the Oklahoman ... Was Named District 6A-II-2 Special Teams Player of the Year and First Team All-District ... Three-time Academic All-State selection.

**Personal:** Son of Randa and Rowland Vernon ... Plans to major in accounting ... Chose Kansas over interest from Army, Air Force, Nebraska and Oklahoma State.

**Career Punting Stats**

Date	Opponent	No.	Yds.	Avg.
10-24-20	at Kansas State	5	173	34.6
10-31-20	Iowa State	5	258	43.0
11-7-20	at Oklahoma	9	331	36.8
11-28-20	TCU	11	408	37.1
12-5-20	at Texas Tech	7	268	38.3
<b>2020</b>		<b>38</b>	<b>1,438</b>	<b>37.8</b>
9-3-21	South Dakota	7	281	40.1
9-10-21	at Coastal Carolina	1	38	38.0
9-18-21	Baylor	8	376	47.0
9-25-21	at Duke	4	131	38.3
10-2-21	at Iowa State	5	208	41.6
10-16-21	Texas Tech	4	129	32.3
10-23-21	Oklahoma	1	36	36.0
10-30-21	at Oklahoma State	7	310	44.3
11-6-21	Kansas State	4	177	44.2
11-13-21	at Texas	4	153	38.2
11-20-21	at TCU	3	102	34.0
11-27-21	West Virginia	1	40	40.0
<b>2021</b>		<b>49</b>	<b>1,981</b>	<b>40.4</b>
<b>Career</b>		<b>87</b>	<b>3,419</b>	<b>39.3</b>

**Career Highs:** Punts - 11 (vs. TCU, 11-28-20), Yards - 408 (vs. TCU, 11-28-20), Game average - 47.0 (vs. Baylor, 9-18-21).



24

**MONTE' MCGARY**

Cornerback | 6'0" | 190 | TR | Super-Senior  
Omaha, Neb. | Omaha South Magnet HS | Utah State

**2021 (R-Sr. at Utah State):** Played safety for the Aggies and finished the season with 24 total tackles, including 13 solo stops ... Also had three pass breakups, one interception and one fumble recovery on the season ... Picked off a pass and returned it 13 yards in win over Hawaii ... Broke up one pass against No. 19 San Diego State in the Mountain West Championship Game ... Also broke up a pass against Colorado State and Boise State ... Had a season-high four tackles twice, against Boise State and New Mexico State.

**2020 (R-Jr. at Troy):** Did not see game action.

**2019 (R-Jr. at Troy):** Received medical hardship after missing season with a shoulder injury suffered in fall camp.

**2018 (R-So. at Iowa Western CC):** Helped lead Iowa Western to final national ranking of No. 3 in NJCAA Poll ... Team went 10-1 and beat Snow College in Graphic Edge Bowl ... Played in 10 games and finished with 18 tackles, one fumble recovery and one pass breakup.

**2017 (R-Fr. at South Dakota State):** Appeared in all 16 games for the Jackrabbits...Named to Missouri Valley Football Conference Honor Roll ... Had at least one tackle in each of the team's three FCS playoff games, including two tackles in semifinal game against James Madison.

**2016 (Fr. at South Dakota State):** Redshirted the season for South Dakota State.

**High School:** Prepped at Omaha South High School ... In two seasons, totaled 61 receptions for 1,341 yards and 12 touchdowns ... Also had nearly 600 return yards ... Had an interception as a junior, along with 404 kick return yards ... Three-year starter on the basketball team.

**Personal:** Parents are Chonna Kellogg and Brandon McGary.



25

**KALEB PURDY**

Safety | 5'11" | 180 | HS | Freshman  
St. Peters, Mo. | DeSmet Jesuit HS

**High School:** A Rivals and 247 Sports 3-star recruit and was the second highest ranked safety out of Missouri ... Was also the 20th ranked recruit out of the state of Missouri overall, according to Rivals ... Played under head coach Robert Steeples at DeSmet Jesuit, going undefeated for the first time in school history in 2019 and winning their second state title... In 2021, played under head coach Carl Reed.



26

**JACK CODWELL**

Running Back | 6'0" | 226 | RS | RS-Sophomore  
Pearland, Texas | IMG Academy


**2021 (RS-Fr.):** Did not see game action.

**2020 (Fr.):** Saw playing time in one game as a true freshman ... Oklahoma State: Made his KU debut as he saw playing time against the Cowboys ... Did not record any stats.

**High School:** Played under head coach Kevin Wright at IMG Academy in Bradenton, Florida ... Team was the No. 1 team in Florida and No. 5 nationally ... Rushed for over 800 yards in his senior season, compiling nine touchdowns.

**Personal:** Son of John and Wendy Codwell ... Has two siblings, Reid and Austin ... Major is undecided.





**26**


**KRISHAWN BROWN**  
Linebacker | 6'1" | 226 | RS | RS-Sophomore  
Bixby, Okla. | Bixby HS

**2021 (R-Fr.):** Saw game action on special teams for the Jayhawks in three games.

**2020 (Fr.):** Did not see game action.

**High School:** Rated as a three star recruit by Rivals.com, 247 Sports and ESPN ... Ranked as the No. 11 recruit in the state of Oklahoma according to Rivals and No. 58 in his position in the country ... Started as a linebacker for Booker T. Washington HS under head coach Brad Calip ... In the 2018 season he recorded 119 tackles with 93 solo and 14 sacks, which helped Booker T. reach the class 6A state semifinals.

**Personal:** Son of Kris Brown and Shea Green ... Has four siblings: one sister Journee, and three brothers, Khamani, Rjaa and Rhazjon ... Plans to major in physical therapy ... Chose Kansas over offers from Oklahoma State, Texas State, Memphis and others.



**27**

**KENRICK OSEI-BONSU**  
Safety | 6'3" | 190 | HS | Freshman  
Olathe, Kan. | Olathe North HS

**High School:** Played safety at Olathe North HS under head coach Chris McCartney ... Also received interest from Kansas State, Missouri, Army and Illinois.



**28**

**SEVION MORRISON**  
Running Back | 6'0" | 212 | TR | RS-Sophomore  
Tulsa, Okla. | Edison HS/Nebraska

**2021 (R-Fr. at Nebraska):** Appeared in seven games, rushing 30 times for 116 yards and one touchdown...Made his Cornhusker debut against Fordham, rushing nine times for 31 yards and two touchdowns...Had three carries for 15 yards at No. 20 Michigan State...Also had a 14-yard reception against the Spartans...Had five carries for 26 yards against Northwestern, including a four-yard touchdown run...Had four carries for 19 yards at Minnesota...Named to Nebraska Scholar-Athlete Honor Roll in spring, 2021.

**2020 (Fr. at Nebraska):** Did not see game action.

**High School:** Prepped at Eddison High School in Oklahoma, where he set school record for career rushing yards...Morrison broke the previous record (4,009), held by Spencer Tillman, who went on to be an All-American at Oklahoma and a Super Bowl champion...Morrison had 1,798 rushing yards as a senior, averaging nearly 10 yards per carry, while scoring 26 touchdowns...Also caught eight passes for 276 yards...Named district offensive player of the year, in addition to winning the Ford Award as the player of the year in Northeast Oklahoma...State's leading rusher as a junior with 2,728 yards...Also scored 39 total touchdowns and averaged 12.8 yards per carry...Tulsa World All-State First Team member...Consensus four-star recruit.

**Personal:** Parents are Marco Morrison and Latoya Wilson.



**29**

**JADEN ROBINSON**  
Cornerback | 6'0" | 185 | RS | RS-Freshman  
Grand Prairie, Texas | Grand Prairie HS

**2021 (Fr.):** Did not see game action.

**High School:** Second-Team All-State Defense ... Helped guide team to a 6-3 record his senior year ... Played for Coach Clint Burns ... State qualifier in track and field.

**Personal:** Son of Lance Robinson and Clamisha Nicole Wynn ... Brother of current Kansas wide receiver Kelan Robinson.



**30**

**RICH MILLER**  
Linebacker | 6'1" | 225 | 1L | Senior  
Detroit, Mich. | Martin Luther King HS

**Career Honors:** 2021: Honorable Mention All-Big 12.

**2021 (Jr.):** Saw action in all 12 games for KU, while starting in nine ... Made his KU debut against South Dakota ... Ranked 54th in the league and second on the Jayhawks with 79 total tackles on the season (57 solo, 22 assisted) ... Also contributed five tackles-for-loss and two sacks on the season ... Had one forced fumble and one fumble recovery ... Duke: Recorded a career-high 14 tackles against the Blue Devils with seven solo stops and seven assists...at Iowa St.: Posted five tackles, including three solo tackles...Texas Tech: Finished with seven solo tackles and one sack against the Red Raiders...The seven solo tackles tied his career high...at Oklahoma St.: Posted nine tackles and one tackle-for-loss against the Cowboys...Had seven solo tackles and two assists...Kansas St.: Finished with a career-high eight solo tackles and one pass breakup...at Texas: Tied his career high with eight solo tackles, and picked up a tackle-for-loss and fumble recovery...West Virginia: Finished with nine tackles, two tackles-for-loss and one sack in the season finale against the Mountaineers.

**2020 (So. at Buffalo):** Appeared in seven games ... Had 13 tackles, including a tackle for loss on the season ... Named Academic All-MAC ... Had five tackles and a tackle for loss at Northern Illinois (11/4) ... Had two tackles against Miami (OH) (11/10) ... Had three tackles against Bowling Green (11/17) ... Also registered a tackle against Kent State (11/28), Akron (12/12) and Marshall (12/25).

**2019 (Fr. at Buffalo):** Saw action in all 13 games, primarily on special teams ... Had nine tackles on the season ... Had a season-best two tackles at Eastern Michigan (11/2).

**High School:** Linebacker from Martin Luther King High School in Detroit ... Helped lead the Crusaders to a state championship in 2016 and 2018 ... Named Detroit News first-team All-State and MLive second-team All-State in 2018 ... Named first-team Detroit News All-Detroit his senior season.

#### Career Defensive Stats

Date	Opponent	UA-At-TT	TFL	Sack	Int.	PD	FF/R
9-3-21	South Dakota	1-0-1	0-0	0-0	0	0	0/0
9-10-21	at Coastal Carolina	2-2-4	0-0	0-0	0	1	0/0
9-18-21	Baylor	1-0-1	0-0	0-0	0	0	0/0
9-25-21	at Duke	7-7-14	0-0	0-0	0	0	0/0
10-2-21	at Iowa State	3-2-5	0-0	0-0	0	0	0/0
10-16-21	Texas Tech	7-0-7	1-0-1	0-0	0	0	0/0
10-23-21	Oklahoma	3-3-6	0-0	0-0	0	0	1/0
10-30-21	at Oklahoma State	7-2-9	1-0-2	0-0	0	0	0/0
11-6-21	Kansas State	8-0-8	0-0	0-0	0	1	0/0
11-13-21	at Texas	8-0-8	1-0-1	0-0	0	0	0/1
11-20-21	at TCU	3-4-7	0-0	0-0	0	0	0/0
11-27-21	West Virginia	7-2-9	2-0-15	1-0-14	0	0	0/0
<b>2021</b>		<b>57-22-79</b>	<b>5.0-19</b>	<b>2.0-15</b>	<b>0</b>	<b>2</b>	<b>1/1</b>
<b>Career</b>		<b>57-22-79</b>	<b>5.0-19</b>	<b>2.0-15</b>	<b>0</b>	<b>2</b>	<b>1/1</b>

**Career Highs:** Tackles - 14 (at Duke, 9-25-20), Tackles for Loss - 2 (vs. West Virginia, 11-27-21), Sacks - 1 (Two Times, MR vs. West Virginia, 11-27-21), Pass deflections - 1 (Two times, MR - vs. Kansas State, 11-6-21), Forced Fumbles - 1 (vs. Oklahoma, 10-23-21), Fumble Recoveries - 1 (at Texas, 11-13-21).





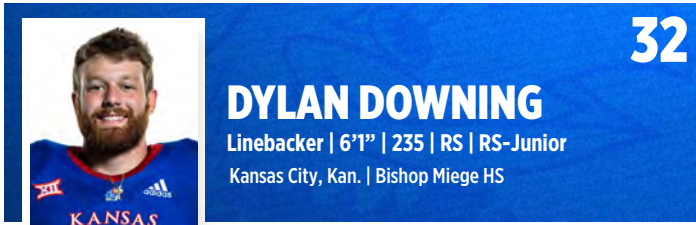
## LANDON NELSON

Safety | 5'11" | 187 | RS | RS-Freshman  
Maui, Hawai'i | Valley HS

**2021 (Fr.):** Did not see game action.

**High School:** He was a two year varsity starter for San Luis Obispo High School before moving to Iowa ... He then was a varsity starter for his senior year at Valley High School in West Des Moines, Iowa ... Finished his high school career with 255 tackles, 19 tackles-for-loss, 43 passes broken up, three interceptions and three forced fumbles...Earned All-League and All-State honors as a junior and senior.

**Personal:** Son of Janella and Cory Nelson.



## DYLAN DOWNING

Linebacker | 6'1" | 235 | RS | RS-Junior  
Kansas City, Kan. | Bishop Miege HS

**2021 (R-Fr.):** Contributed for the Jayhawks in nine games ... Did not record any stats.

**2020 (Fr.):** Contributed for the Jayhawks in nine games ... Did not record any stats.

**High School:** Played for Bishop Miege High School ... Helped lead the team to four-straight state championships, starting all four years ... Received Bobby Bell Award given to the top lineman/linebacker in small class football in the Kansas City metro area ... Recorded 131 total tackles his senior year of high school ... Junior year registered 142 tackles, three forced fumbles, one sack and two interceptions ... Sophomore year also recorded over 100 tackles with a total of 102 ... Also punted, averaging 45.7 yards per punt as a junior.



## D'MARION ALEXANDER

Defensive End | 6'5" | 245 | RS | RS-Freshman  
China Spring, Texas | China Spring HS

**2021 (Fr.):** Did not see game action.

**High School:** A Rivals.com and 247 Sports composite three-star recruit ... Ranked a top 1,000 recruit in the country by 247 Sports ... Coached by Brian Bell at China Spring, where the Cougars went 10-3 on the season and advanced to the state quarterfinals...Invited to Under Armour All-America Camp ... Also played basketball at China Spring.

**Personal:** Son of Marquita Dawson ... Drew interest from Minnesota, Arizona State, Baylor and others ... Plans to major in sports broadcasting.



## SPENCER ROE

Fullback | 6'3" | 260 | 1L | RS-Senior  
Lawrence, Kan. | Free State HS

**Career Honors:** 2019: Academic All-Big 12 Second Team; Big 12 Commissioner's Honor Roll and Athletic Director's Honor Roll (spring).

**2020 (R-So.):** Played in seven of the Jayhawks' nine games of the season without recording any stats ... at Baylor: Made his first appearance of the season at Baylor, did not record any stats ... Oklahoma State: Played against the Cowboys but did not record any stats ... at West Virginia: Saw action in Morgantown without recording any statistics ... at Kansas State: Did not have stats in his playing time against the Wildcats in the annual Dillons Sunflower Showdown ... Iowa State: Has played in five of KU's six games now this season ... Did not record any stats against the Cyclones ... at Oklahoma: Made his sixth appearance of the season against the Sooners, did not record any stats ... TCU: Has now seen playing time in seven of the Jayhawks' eight games this season.

**2019 (R-Fr.):** Academic All-Big 12 Second Team ... Big 12 Commissioner's Honor Roll and Athletic Director's Honor Roll (spring) ... Made appearances in nine of KU's 12 games on the season ... Caught one pass for two yards, which resulted in a touchdown. at Iowa State: Caught a two-yard reception in the third quarter from quarterback Carter Stanley, which marked the first catch of his KU career, as well as his first touchdown reception as a Jayhawk.

**2018 (Fr.):** Redshirted his first season at KU.

**High School:** Earned a total of eight letters at Free State HS playing football, basketball and baseball ... Played football under head coach Bob Lisher ... Helped lead the Firebirds to two conference titles and three district championships ... Guided FSHS to an undefeated regular season in 2017 ... Picked up First Team All-State honors and First Team All-Sunflower League honors as a senior ... Named to the All-Simone Team in 2017 ... Earned a spot on the honor roll all four years at Free State HS.


**Personal:** Son of Shelly and Anthony Roe ... Majoring in pre-sport management ... Played alongside Free State alums Bryce Torneden and Jay Dineen, who were on the Jayhawks' roster.

### Career Receiving Stats

Date	Opponent	No.	Yds.	TD	Avg.
11-23-19	at Iowa State	1	2	1	2.0
<b>2019</b>		<b>1</b>	<b>2</b>	<b>1</b>	<b>2.0</b>

**Career Highs:** Receptions - 1 (at Iowa State, 11-23-19), Yards - 2 (at Iowa State, 11-23-19), Touchdowns - 1 (at Iowa State, 11-23-19).






**34**

**OWEN PIEPERGERDES**  
 Kicker | 6'5" | 250 | RS | RS-Freshman  
 Kansas City, Mo. | Rockhurst HS

**2021 (Fr.):** Did not see game action.

**High School:** Played football and soccer at Rockhurst High School in Kansas City, Missouri.



**35**

**ZION DEBOSE**  
 Defensive End | 6'2" | 250 | 1L | Super-Senior  
 Salisbury, N.C. | North Rowan HS/Virginia Tech

**2021 (R-Sr.):** Saw action in 10 games of the 2021 season ... Finished with seven tackles, 2 1/2 tackles-for-loss and 1 1/2 sacks... at Oklahoma State: Recorded a career high three tackles and an assisted sack ... at Texas: Posted two tackles and one tackle-for-loss in the overtime win over the Longhorns ... West Virginia: Picked up the first solo sack of his Jayhawk career.

**2020 (R-Jr. at Virginia Tech):** Played in four contests ... Made a solo stop at Louisville ... Had two tackles vs. Boston College ... Had a career-high four tackles and 1.0 sack vs. NC State.

**2019 (R-So. at Virginia Tech):** Missed the season due to injury.

**2018 (R-Fr. at Virginia Tech):** Played in all 13 games...Totaled five tackles and 0.5 TFL against William & Mary.

**2017 (Fr. at Virginia Tech):** Redshirted.

**High School:** Ranked as the No. 14 player in the state by ESPN ... Played for head coach Ben Hampton ... Had 20 sacks, 27 tackles for loss, 85 total tackles, 41 hurries, three forced fumbles, four fumble recoveries and two blocked punts as a senior ... Named the county's defensive co-player of the year and a first-team all-state and all-county selection ... Two-time conference defensive player of the year after racking up more than 200 tackles, 124 solo, 31.5 sacks, seven forced fumbles, four recoveries and 82 tackles for loss.

**Personal:** Son of Lorenzo and Jill DeBose...Has a brother, Koby, and a sister, Leeanah.

#### Career Defensive Stats

Date	Opponent	UA-At-TT	TFL	Sack	Int.	PD	FF/R
9-18-21	Baylor	1-0-1	0-0	0-0	0	0	0/0
10-30-21	at Oklahoma State	2-1-3	0.5-1	0.5-1	0	0	0/0
11-13-21	at Texas	2-0-2	1.0-1	0-0	0	0	0/0
11-27-21	West Virginia	1-0-1	1.0-7	1.0-7	0	0	0/0
<b>2021</b>		<b>5-2-7</b>	<b>2.5-9</b>	<b>1.5-8</b>	<b>0</b>	<b>0</b>	<b>0/0</b>

**Career Highs:** Tackles - 3 (at Oklahoma State, 10-30-21), Tackles for Loss - 1 (Two times, MR vs. West Virginia, 11-27-21) Sacks - 1.0 (vs. West Virginia, 11-27-21).



**36**

**DEANDRE THOMAS JR.**  
 Running Back | 5'8" | 188 | RS | RS-Freshman  
 Blue Springs, Mo. | Blue Springs HS

**2021 (Fr.):** Did not see game action.

**High School:** Prepped at Blue Springs High School for Coach David White ... Earned Honor Roll honors as a senior ... Named to All-Conference and All-District teams ... Also lettered in wrestling.

**Personal:** Son of DiYhana and Nicholas Jordan.



**37**

**HAYDEN HATCHER**  
 Defensive End | 6'3" | 245 | 2L | RS-Senior  
 Council Bluffs, Iowa | Lewis Central HS

**2021 (Sr.):** Contributed in three games for KU, before using a redshirt season...Had six tackles on the year (four solo, two assisted) ... at Coastal Carolina: Posted two solo tackles from his defensive end spot...at Duke: Recorded his first career fumble recovery and registered three tackles.


**2020 (Jr.):** Saw playing time in eight of KU's nine games, missing only the season finale at Texas Tech ... Made seven tackles in those eight games, five solo and two assisted ... Also recorded 1.0 TFL (for a loss of a yard ... Coastal Carolina: Saw playing time against the Chanticleers in the Jayhawks' season opener but did not record any stats ... at Baylor: Assisted on two tackles against the Bears for his first-career KU stats ... Oklahoma State: Made three solo tackles against OSU, one for a loss of a yard, the first TFL of his Kansas career ... at West Virginia: Played in his fourth-straight game of the season in Morgantown ... Did not record any stats ... at Kansas State: Played in his fifth-straight game of the season, making one solo tackle on the afternoon ... Iowa State: Contributed a solo tackle against the Cyclones ... Has seen playing time in each of KU's first six games of the season ... at Oklahoma: Did not register any stats while playing in his seventh game of the season in Norman ... TCU: Again saw playing time for the Jayhawks without registering any stats.

**2019 (So.):** Made appearances in six games without recording any stats for the season. Indiana State: Saw playing time but did not record any stats ... West Virginia: Made his second appearance as a Jayhawk, but did not record any statistics against the Mountaineers ... Oklahoma: Took to the field against the Sooners, but did not record any stats ... at Texas: Saw playing time in Austin, but did not record any stats ... Saw playing time at home vs. both Texas Tech and Kansas State, but did not record any statistics ... at Oklahoma State: Did not play in Stillwater.

#### Career Defensive Stats

Date	Opponent	UA-At-TT	TFL	Sack	Int.	PD	FF/R
9-26-20	at Baylor	0-2-2	0-0	0-0	0	0	0/0
10-3-20	Oklahoma State	3-0-3	1.0-1	0-0	0	0	0/0
10-24-20	at Kansas State	1-0-1	0-0	0-0	0	0	0/0
10-31-20	Iowa State	1-0-1	0-0	0-0	0	0	0/0
<b>2020</b>		<b>5-2-7</b>	<b>1.0-1</b>	<b>0-0</b>	<b>0</b>	<b>0</b>	<b>0/0</b>
9-3-21	South Dakota	1-0-1	0-0	0-0	0	0	0/0
9-10-21	at Coastal Carolina	2-0-2	0-0	0-0	0	0	0/0
9-25-21	at Duke	1-2-3	0-0	0-0	0	0	0/1
<b>2021</b>		<b>4-2-6</b>	<b>0-0</b>	<b>0-0</b>	<b>0</b>	<b>0</b>	<b>0/1</b>
<b>Career</b>		<b>9-4-13</b>	<b>0-0</b>	<b>0-0</b>	<b>0</b>	<b>0</b>	<b>0/1</b>

**Career Highs:** Tackles - 3 (Two times, MR at Duke, 9-25-21), Tackles for Loss - 1.0 (vs. Oklahoma State, 10-3-20), Fumble recoveries - 1 (at Duke, 9-25-21).



**37**


**GRAYDEN ADDISON**  
 Punter | 5'11" | 220 | RS | RS-Freshman  
 Noblesville, Ind. | Noblesville HS

**2021 (Fr.):** Did not see game action.

**High School:** Participated at the Kohl's National Scholarship Camp in July, 2020 ... Also earned an invite to the 2020 Kohl's National Underclassman Challenge and the 2019 Kohl's Winter Showcase Camp ... Averaged 43.1 yards per punt as a senior with a long of 78 yards ... First-Team All-Conference as a junior and senior ... MaxPreps First-Team All-State as a senior.

**Personal:** Son of Diane and Bradford Addison.





**38**

**TY FARRINGTON**  
Linebacker | 5'11" | 215 | HS | Freshman  
Overland Park, Kan. | Blue Valley North HS

**High School:** Prepped at Blue Valley North High School ... Helped team to a pair of state championship game appearances in his career, in 2018 and 2020 ... Second-team All-Eastern Kansas League ... Honorable Mention All-State linebacker ... KMBC Scholar Athlete of the Week ... Led Blue Valley North in tackles as a senior ... Also lettered in wrestling.

**Personal:** Parents are Sean and Dana Farrington ... Has two siblings, Lexy and Jada ... Lexy is currently a two-sport athlete at Kansas, competing in soccer and track and field.



**39**

**COLE MONDT**  
Linebacker | 5'10" | 215 | RS | RS-Freshman  
Lawrence, Kan. | Lawrence HS

**2021 (Fr.):** Did not see game action.

**High School:** Four-year starter for Lawrence High, where he played for coach Steve Rumpy ... Helped his team go 17-3 during his junior and senior seasons ... First-Team All-Metro, as selected by PrepsKC ... First-Team All-State All Classes ... Kansas High School Defensive Player of the Year finalist ... First-Team All-Sunflower League.

**Personal:** Son of Kelly and Mike Mondt.



**40**

**TABOR ALLEN**  
Kicker | 6'1" | 195 | 2L | Junior  
Mansfield, Texas | Mansfield Lakeridge HS

**Career Honors:** 2021: Academic All-Big 12 Football First Team.

**2021 (So.):** Saw action in all 12 games as one of the Jayhawks kickers ... Posted 52 kickoffs for 3177 yards, while averaging 61.1 yards per kick ... Had 35 touchbacks ... Also kicked off five times at Texas, totaling 514 yards.

**2020 (Fr.):** Saw playing time for the Jayhawks in their last six games of the season ... Accumulated 943 yards on 18 kickoffs, good for an average of 52.4 yards ... Had six touchbacks on those 18 kickoffs ... at West Virginia: Made his debut as a Jayhawk in Morgantown ... Kicked off four times for a total of 232 yards, good for an average of 58.0 yards with one touchback against the Mountaineers ... at Kansas State: Totaled 169 yards on three kickoffs, good for a 56.3 yard average on the day in Manhattan ... Iowa State: Totaled 105 yards on three kickoffs versus Iowa State, a 35.0-yard average on the day ... at Oklahoma: Kicked off one time in Norman, which went for 40 yards, in making his fourth appearance of the season ... TCU: Accumulated 204 yards on four kickoffs, good for an average of 51.0 yards per kick on the day ... at Texas Tech: Averaged 64.3 yards per kickoff by totaling 193 yards on three kicks.

**High School:** Letterwinner in football and soccer at Mansfield Lakeridge High School, where he played under head coach Kirk Thor ... Team was district champions in 2018 ... He connected on 8-of-11 field goals while notching 42 touchbacks on kickoffs in 2020 ... Was named District 7-6A special teams MVP in 2020 ... Also named to Academy All-District all four years and was selected as Academy All-State in 2020 ... Was named honorable mention All-District in soccer from 2016-18, and academic All-District from 2017-19.

**Personal:** Son of David and Jennifer Allen ... Has one sibling, Caleb ... Plans to major in finance.

#### Career Kickoff Stats

Date	No.	Yds.	Avg.	TB	OB
2020	18	943	52.4	6	0
2021	48	3,005	6.6	33	1
<b>Career</b>	<b>66</b>	<b>3,948</b>	<b>59.8</b>	<b>39</b>	<b>1</b>




**41**

**BEN COATES**  
Linebacker | 5'11" | 215 | TR | RS-Sophomore  
Overland Park, Kan. | Blue Valley North HS

**Benedictine College:** Spent one season at Benedictine in Atchison ... Joined the Kansas program in the spring of 2022.

**High School:** Prepped at Blue Valley West High School ... Totaled 71 tackles as a junior with four tackles-for-loss and one interception ... Totaled 12 tackles as a sophomore ... Two-time All-Eastern Kansas League honoree ... Also played basketball for four seasons.

**Personal:** Parents are Chris and Sue Coates ... Has one sibling, Chad.



**43**

**MAX DOWLING**  
Tight End | 6'6" | 245 | HS | Freshman  
Buffalo, N.Y. | Canisius HS

**High School:** Completed his high school career in 2021 at Palmetto Prep in South Carolina ... Team captured a conference championship ... Began his high school career at Canisius High School in Buffalo, New York ... Helped team to a state championship in 2019 and a state runner-up finish in 2020 ... Athletic Association First-team two-time honoree ... All-Monsignor Martin Athletic Association honoree ... Also lettered in basketball.

**Personal:** Parents are Paul and Jeanne Dowling...Has three siblings, Noelle, Cathryn and Maggie.



**43**

**ANDREW RUSSELL**  
Safety | 6'2" | 205 | TR | Super-Senior  
Victor, N.Y. | Victor HS/Michigan





**44**

**CORNELL WHEELER**  
Linebacker | 6'0" | 220 | 1L | RS-Sophomore  
West Bloomfield, Mich. | West Bloomfield HS/Michigan

**2021 (R-Fr.):** Saw game action in eight games for the Jayhawks ... Saw extensive time on special teams ... Made one assisted tackle against Iowa State.

**2020 (Fr at Michigan.):** Did not see game action.


**High School:** Prepped at West Bloomfield High School ... Helped lead team to 10-2 record as a senior and a spot in the state quarterfinals ... Four-year varsity starter, who was part of 2017 team that advanced to state championship game...Four-star prospect according to Rivals.com, including the fifth-best prospect in the state of Michigan and the 245th best player overall in the country...Finished his senior season with 130 tackles, 10 tackles-for-loss, three sacks, two forced fumbles and one fumble recovery...Posted 165 tackles, 12 tackles-for-loss and three fumble recoveries as a junior...MLive Detroit's Defensive Player of the Year...2019 Detroit News Dream Team member ... Detroit News All-North team honoree during his junior and senior seasons.

**Personal:** Son of Tawanna and Christopher Wheeler.

#### Career Defensive Stats

Date	Opponent	UA-AT-TT	TFL	Sack	Int.	PD	FF/R
10-2-21	at Iowa State	0-1-1	0-0	0-0	0	0	0/0
<b>2021</b>		<b>0-1-1</b>	<b>0-0</b>	<b>0-0</b>	<b>0</b>	<b>0</b>	<b>0/0</b>

**Career Highs:** Tackles - 1 (at Iowa State, 10-2-21)



**45**

**DEAN MILLER**  
Defensive End | 6'5" | 200 | TR | Sophomore  
Los Angeles, Calif. | Cathedral HS/College of the Canyons

**College of the Canyons:** Played in eight games as a freshman in 2021...Finished with 20 total tackles, including 12 solo stops...Proved to be a menace in the backfield with 5.5 tackles-for-loss and 2.5 sacks on the season...Added two pass breakups on the season.

**High School:** Prepped at Cathedral High School in Los Angeles as a senior ... Named First-team All-Foothill League ... Named to All-Area Team ... Named Team MVP as a senior ... Played at Valencia High prior to Cathedral.

**Personal:** Parents are Ken and Sherin Miller ... Has two siblings, Hunter and Amber.



**45**

**TREVOR KARDELL**  
Tight End | 6'5" | 252 | 1L | RS-Sophomore  
Lee's Summit, Mo. | Lee's Summit West HS

**2021 (R-Fr.):** Saw action in 11 games at tight end for the Jayhawks...Had five catches for 86 yards, including a long reception of 44 yards ... Made his first career start vs. Baylor ... at Oklahoma St.: Posted two catches for 12 yards, with a long reception of seven... at Texas: Hauled in two catches for 30 yards, including an influential 16-yard catch ... at TCU: Hauled in a 44-yard catch against the Horned Frogs.

**2020 (Fr.):** Saw his first playing time of the season in the team's final game of the year. at Texas Tech: Made his Jayhawk debut in Lubbock to close out the Jayhawks' regular season.

**High School:** Rated a three star recruit and the No. 21 tight end in the state of Missouri by 247 Sports ... Earned a three-star rating by Rivals and ESPN ... Played in 30 games at Lee's Summit West HS under head coach Vincent Careswell ... Recorded 501 receiving yards and three touchdowns in 2019 ... Hauled in 1,944 career receiving yards and 23 touchdowns ... Also lettered in baseball at Lee's Summit West and was named to the 2019 Missouri High School Baseball Coaches Association All-State second-team as a catcher.

**Personal:** Son of Jill and Kevin Kardell ... Has one brother, Reece ... Plans to major in business ... Chose Kansas over interest from Missouri and Iowa ... Also plays on the Kansas baseball team.

#### Career Receiving Stats

Date	Opponent	No.	Yds.	TD	Avg.
10-30-21	at Oklahoma State	2	12	0	6.0
11-13-21	at Texas	2	30	0	15.0
11-20-21	at TCU	1	44	0	44.0
<b>2021</b>		<b>5</b>	<b>86</b>	<b>0</b>	<b>17.2</b>
<b>Career</b>		<b>5</b>	<b>86</b>	<b>0</b>	<b>17.2</b>

**Career Highs:** Receptions - 2 (Two Times - MR at Oklahoma State, 11-13-21), Yards - 44 (at TCU, 11-20-21), Long - 44 (at TCU, 11-20-21).



**46**

**DAVION WESTMORELAND**  
Defensive End | 6'3" | 260 | TR | Junior  
Griffin, Ga. | Griffin HS/Hutchinson CC

**Hutchinson Community College:** Played two seasons at Hutchinson, playing in 19 total games ... Totaled 89 tackles in his career with 17 tackles-for-loss and 7.5 sacks, to go with three fumble recoveries, one forced fumble and one interception ... As a sophomore in 2021, totaled 54 tackles in 11 games with 11.5 tackles-for-loss and 6.5 sacks ... Had 5.5 tackles-for-loss in eight games as a freshman in 2020 ... Second-team all-conference selection as a sophomore.

**High School:** Prepped at Griffin High School, where he advanced to the state playoffs in each of his four seasons with the program ... Earned 5A All-Conference First Team honors as a senior.

**Personal:** Son of Wymella Miller ... Has two brothers, Donovan and David.





**47**

**JARED CASEY**  
Tight End | 6'0" | 255 | 1L | RS-Sophomore  
Plainville, Kan. | Plainville HS

**Career Honors:** 2021: Academic All-Big 12 Football First Team.

**2021 (R-Fr.):** Played in nine out of 12 games for the Jayhawks as a tight end ... Had eight receptions for 101 yards and two touchdowns on the year ... Made first career start in the last game of the 2021 season against West Virginia ... at Texas: Caught the game-winning-2-point conversion at Texas in the KU overtime 57-56 win ... at TCU: Had four catches for 34 yards and one touchdown against the Horned Frogs with a long reception of 10 yards...West Virginia: Posted a career-high 67 yards on four catches and a touchdown ... Had his long reception of 43 yards.

**High School:** Was an 11-time letterwinner at Plainville HS between football, basketball and track & field ... Played under head coach Grant Stephenson for the Cardinals football team ... Named first team All Conference all four years in football ... Had over 2,000 yards rushing during two seasons at running back, while adding nine interceptions, 425 tackles and 30 total touchdowns over his career ... First Team All-State for three years, while being a nominee for player of the year during two of those seasons ... In basketball, team was Sub-State Champions twice, while he scored over 1,500 career points ... Was named first team All-Conference for three years, first team All-State for three years and player of the year nominee for two years in basketball ... Named to the All-Conference team and All-State team in track & field for two years.

**Personal:** Son of Jerry and Karen Casey ... Has six siblings: Jessica, Justin, Amanda, Andrew, Brianna and Amy ... Plans to major in sports management.

#### Career Receiving Stats

Date	Opponent	No.	Yds.	TD	Avg.
11-20-21	at TCU	4	34	1	8.5
11-27-21	West Virginia	4	67	1	16.8
<b>2021</b>		<b>8</b>	<b>101</b>	<b>2</b>	<b>12.6</b>
<b>Career</b>		<b>8</b>	<b>101</b>	<b>2</b>	<b>12.6</b>

**Career Highs:** Receptions - 4 (Two times, MR vs. West Virginia, 11-27-21), Yards - 67 (vs. West Virginia, 11-27-21), Touchdowns - 1 (Two times, MR vs. West Virginia, 11-27-21)



**47**

**LONNIE PHELPS**  
Defensive End | 6'3" | 245 | TR | RS-Junior  
Cincinnati, Ohio | Mount Healthy HS/Miami (OH)

**2021 (R-So. at Miami):** Named Second Team All-MAC...Finished the season with 13.5 tackles-for-loss and 9.5 sacks...Totalled 30 tackles, including 23 solo stops...Had one fumble recovery...Had two sacks and four total tackles in 34-7 win over Bowling Green...Had one sack each against Ohio, Akron, Eastern Michigan, Long Island, Minnesota and No. 8 Cincinnati...Also had one sack in the Frisco Football Classic against North Texas in a 27-14 win...Had a season-high six tackles against Long Island...Had four tackles apiece against Bowling Green, Ohio and Akron.

**2020 (So. at Miami):** Named Third Team All-MAC, finishing the year with eight tackles and two sacks in three games...Had two sacks and six tackles in a win over Ball State.

**2019 (Fr. at Miami):** Played in 13 games and finished third on the team with 4.5 sacks...Also had 19 tackles and two forced fumbles on the season...Recorded his first career sack against his current head coach Lance Leipold at Buffalo...Had one sack and a forced fumble at Ohio...Blocked a punt at Ball State.

**High School:** Prepped at Mount Healthy High School, where he was coached by Arvie Crouch and Tyler Barrett...Named Team Captain...First Team All-Southwest Ohio...Recorded 100 tackles, 10 sacks (a school record) and 18 tackles-for-loss as a senior...Blocked four kicks...District defensive player of the year...First Team All-State...Conference defensive player of the year as a junior, when he finished with 76 tackles and 10 sacks.

**Personal:** Parents are Nichole and Lonnie Phelps.



**49**

**MACK MOELLER**  
Tight End | 6'3" | 233 | RS | RS-Freshman  
Mission, Kan. | Bishop Miege HS

**2021 (Fr.):** Did not see game action.

**High School:** Appeared on varsity all four years of his high school career ... Finished his senior season with 66 catches for 1,164 yards and 14 total touchdowns ... Selected for 2021 Kansas Shrine Bowl.

**Personal:** Son of Debbie Moeller.



**50**

**MIKE NOVITSKY**  
Offensive Line | 6'5" | 300 | 1L | RS-Senior  
Victor, N.Y. | Victor HS

**Career Honors:** Preseason Rimington Trophy Watch List, 2021 All-Big 12 Honorable Mention

**2021 (R-Jr.):** Started at center all 12 games for the Jayhawks ... Named to the preseason Rimington Trophy Watch List ... Did not allow a sack or commit a penalty in 799 total snaps for the Jayhawks ... According to PFF, graded out at 96% or better in pass blocking efficiency in all 12 games ... Led an offensive line that allowed just 16 sacks in 12 games after allowing 43 sacks in nine games in 2020 without Novitsky ... Has not allowed a sack in 2,302 career collegiate snaps.

**2020 (R-So. at Buffalo):** Started seven games at center ... Named first-team All-MAC ... Named Academic All-MAC ... Helped block for an offense that ranked second in the nation in rushing yards per game (287.4) and allowed only one sack on the season ... Unit was a semifinalist for the Joe Moore Award, given to the top offensive line in FBS ... Helped guide the way for RB Jaret Patterson rushing for 1,072 yards and 19 touchdowns in just six games.

**2019 (R-Fr. at Buffalo):** Started all 13 games at center ... Named Academic All-MAC ... Part of a unit that was named honorable mention for the Joe Moore Award as one of the top 15 offensive line units in the nation ... Helped block for an offense that rushed for a school-record 3,256 yards and allowed a program-low eight sacks ... Named to the FWAA Freshman All-American Team Mid-season Watch List.

**2018 (Fr. at Buffalo):** Played in three games, and utilized redshirt season.

**High School:** Prepped at Victor High School, where he was also recruited to play lacrosse ... Played defensive end and tight end for the Blue Devils ... Named All-State Honorable Mention as a junior after having 53 tackles and three interceptions as well as averaged 16.2 yards per catch and scored two touchdowns ... Named a Monroe County All-Star ... As a senior, he was the Monroe County Division Player of the Year and the Daily Messenger Player of the Year ... Also a two-time state champion in lacrosse.





**51**

**EMORY DUGGAR**  
Long Snapper | 6'2" | 228 | RS | RS-Sophomore  
Baton Rouge, La. | Catholic HS

**2021 (R-Fr.):** Did not see game action.

**2020 (Fr.):** Did not see game action.

**High School:** Five-time letterwinner between football and lacrosse while at Catholic High School in Baton Rouge, Louisiana ... Played football under head coach Gabe Fertitta ... 2018-19 football district champs and state runner-up ... 2019 lacrosse district champions, while making the first Final Four in school history ... Named special teams payer of the year in 2019 ... Joined the football team his junior year of high school.

**Personal:** Son of Chuck and Meg Duggar ... Has two siblings, Marygrace and Allen ... Plans to major in sports management.



**52**

**D.J. WITHERS**  
Defensive Line | 6'4" | 292 | RS | RS-Freshman  
Little Rock, Ark. | Joe T. Robinson HS

**2021 (Fr.):** Made his first career appearance at Oklahoma State ... Did not record any stats.

**High School:** A 247 Sports composite three-star recruit ... Coached by Todd Eskola ... Helped lead team to a 9-4 mark and a top 25 state ranking ... Posted 69 tackles and 13 sacks as a senior ... Also caused four fumbles, defended two passes and notched an interception ... Had 75 tackles with eight sacks as a junior ... Sports Illustrated All-American Candidate ... Helped team win a state championship in 2019 as a junior ... Ranked as seventh-best high school player in Arkansas by MaxPreps.

**Personal:** Son of Chequetta and Deldrick Withers ... Has one brother, Branden ... Also drew interest from Vanderbilt, Central Florida, Tulane and others ... Plans to major in advertising or business.



**53**

**CALEB TAYLOR**  
Defensive Line | 6'4" | 300 | 1L | RS-Sophomore  
St. Louis, Mo. | Staley HS

**2021 (R-Fr.):** Saw action in all 12 games for KU, while starting four contests ... Registered 14 total tackles (eight solo, six assisted) with a career high two tackles-for-loss against South Dakota for five yards ... at Coastal Carolina: Totaled three tackles, including two solo stops ... at Duke: Posted a career-high four tackles against the Blue Devils with two solo tackles and two assists ... Also tallied a quarterback hurry ... at Oklahoma State: Picked up an assisted tackle ... at Texas: Collected one solo tackle.

**2020 (Fr.):** Saw playing time in each of KU's final three games of the season ... Recorded three tackles (one solo, two assisted) ... Forced a fumble, which was returned for 15 yards. at Oklahoma: Made his first appearance for the Jayhawks this season and recorded his first stats, collecting two assisted tackles against the Sooners ... TCU: Recorded his first stats as a Jayhawk when the freshman defensive lineman made a solo tackle in the second quarter ... at Texas Tech: Played on KU's defense for the third game in a row ... In the fourth quarter, he recovered and returned KU's third forced fumble of the day for 15 yards ... The fumble recovery was a career first for the freshman from Kansas City, Missouri.

**High School:** Rated a three star strongside defensive end by Rivals.com ... Also earned a three-star rating from ESPN and 247 Sports ... Helped Staley HS to the District Championship in 2019 under the direction of head coach Phil Lite ... Voted First Team All-Conference his junior year at Hazelwood Central HS in St. Louis, Missouri ... Had a breakout game in the playoffs against Raytown during his senior year, scoring two touchdowns, including an interception, while recording two sacks and seven tackles.

**Personal:** Son of Chandra and Brian Taylor ... Has five siblings: Nick, BJ, Chris, Eric and Tay ... Plans to major in architecture ... Chose Kansas over offers from Illinois, Iowa State, Ohio, SMU and Wyoming, among others.

#### Career Defensive Stats

Date	Opponent	UA-At-TT	TFL	Sack	Int.	PD	FF/R
11-7-20	Oklahoma	0-2-2	0-0	0-0	0	0	0/0
11-28-20	TCU	1-0-1	0-0	0-0	0	0	0/0
12-5-20	at Texas Tech	0-0-0	0-0	0-0	0	0	1/0
<b>2020</b>		<b>1-2-3</b>	<b>0-0</b>	<b>0-0</b>	<b>0</b>	<b>0</b>	<b>1/0</b>
9-3-2021	South Dakota	2-0-2	2-5	0-0	0	0	1/0
9-10-21	at Coastal Carolina	2-1-3	0-0	0-0	0	0	0/0
9-18-21	Baylor	1-1-2	0-0	0-0	0	0	0/0
9-25-21	at Duke	2-2-4	0-0	0-0	0	0	0/0
10-30-21	at Oklahoma State	0-1-1	0-0	0-0	0	0	0/0
11-13-21	at Texas	1-0-1	0-0	0-0	0	0	0/0
11-20-21	at TCU	0-1-1	0-0	0-0	0	0	0/0
<b>2021</b>		<b>8-6-14</b>	<b>2-5</b>	<b>0-0</b>	<b>0</b>	<b>0</b>	<b>0/0</b>
<b>Career</b>		<b>9-8-17</b>	<b>2.0-5</b>	<b>0-0</b>	<b>0</b>	<b>0</b>	<b>1/0</b>

**Career Highs:** Tackles - 4 (at Duke, 9-25-21), Tackles for Loss - 2 (vs. South Dakota, 9-3-12)  
Fumble recoveries - 1 at (Texas Tech, 12-5-20).



**54**

**MICHAEL FORD JR.**  
Offensive Line | 6'3" | 300 | 1L | RS-Sophomore  
Homewood, Ill. | Homewood-Flossmoor HS

**2021 (R-Fr.):** Started at right guard on the offensive line in 11 of 12 games for the Jayhawks ... Made his first KU start at guard at Coastal Carolina, and started every remaining game after that ... Also saw time at right tackle in season opener against South Dakota ... Was part of an offensive line that allowed just 16 sacks in 12 games ... Helped lead the way for running back Devin Neal, who averaged 4.5 yards per carry on 158 totes, while scoring eight rushing touchdowns.

**2020 (Fr. at Buffalo):** Utilized his redshirt season his first year with the Bulls.

**High School:** Offensive lineman who prepped at Homewood-Flossmoor High School in Illinois ... A 2019 Chicago Tribune Southtown Football All-Area Second Team selection ... 2019 SWSC All-Conference selection ... Dual-sport standout at Homewood-Flossmoor, also shining in wrestling ... Went 24-8 at heavyweight and was named SWSC All-Conference in 2018.



**55**

**ARMAJ REED-ADAMS**  
Offensive Line | 6'5" | 310 | 1L | RS-Sophomore  
DeSoto, Texas | DeSoto HS

**2021 (So.):** Saw action in three games for the Jayhawks on the offensive line and special teams ... Did not record any stats.

**2020 (Fr.):** Played in the team's last five games of the season, starting three of those contests (vs. ISU, vs. TCU and at Texas Tech) ... at Kansas State: Saw his first playing time as a Jayhawk at K-State in the Dillons Sunflower Showdown ... Iowa State: Made his first-career start against Iowa State, at right guard ... at Oklahoma: Played in his third-straight game on the offensive line ... TCU: One of six true freshmen who started on offense for the Jayhawks against the Horned Frogs ... He manned the RG position ... at Texas Tech: Rounded out the season with another start at RG, his third of the season, and played in five of the Jayhawks' nine games overall.

**High School:** Three star recruit out of DeSoto HS, as labeled by Rivals.com, 247 Sports and ESPN ... Coached by Claude Mathis at DeSoto, where he helped the Eagles to a 9-3 record in 2019 ... Ranked the No. 25 recruit in the state of Texas according to MaxPreps ... The Dallas Morning News listed him among the top-100 players in the Lone Star State, coming in at No. 72 ... Played at Mesquite Horn prior to his senior season at DeSoto ... Competed in shot put and discus for Mesquite Horn's track & field team as a sophomore in 2018.

**Personal:** Son of Crystal Reed and Lyonel Adams ... Plans to major in engineering ... Drew interest from North Texas, New Mexico State, Southern Miss, Illinois State and more.





**56**

**PARKER WILLIAMS**  
 Defensive End | 6'4" | 235 | HS | Freshman  
 Kansas City, Mo. | Rockhurst HS

**High School:** Prepped at Rockhurst High School ... Team advanced to the state playoffs his junior and senior seasons ... Also played lacrosse and basketball ... Earned 2021 All-Missouri Independent Football Team honors ... Played both sides of the ball, spending time at tight end and defensive line.

**Personal:** Parents are Mitch and Katie Williams ... Has three siblings, Max, Mallory and Ty.



**57**

**HANK KELLY**  
 Offensive Line | 6'4" | 297 | RS | RS-Freshman  
 Fayetteville, Ark. | Fayetteville HS

**2021 (Fr.):** Did not see game action.

**High School:** Played for Coach Casey Dick at Fayetteville HS ... Earned three varsity football letters ... State champion in track in field in the shotput ... Member of the 2020 Arkansas Senior Super Team.

**Personal:** Son of Mandy and Owen Kelly.



**58**

**KAEL FARKES**  
 Offensive Line | 6'3" | 280 | HS | Freshman  
 Lenexa, Kan. | Shawnee Mission Northwest HS

**High School:** Prepped at Shawnee Mission Northwest ... Helped team advance to the state playoffs in each of his four years ... Two-time second-team All-Sunflower League selection ... Two-time second-team all-state selection on the offensive line ... Also competed in track and field.

**Personal:** Parents are Chris and Leanne Farkes ... Has one sibling, Mackenzie ... Leanne played softball at Culver-Stockton College.



**59**

**NOLAN GORCZYCA**  
 Offensive Line | 6'6" | 311 | TR | RS-Freshman  
 Omaha, Neb. | Roncalli Catholic HS/Buffalo

**Prior to Kansas:** Redshirted the 2021 season at Buffalo; his first with the Bulls ... Saw action in four games (Wagner, Nebraska, Coastal Carolina and Old Dominion) while preserving redshirt status ... Three-year starter and team captain at Roncalli Catholic ... Two-time All-state Class B selection ... Two-time All-River Cities Conference selection ... Two-time All-district selection ... Allowed just five sacks in 31 high school starts ... Rated as a three-star prospect by 247 Sports out of high school and ranked as the ninth-best prospect in the state of Nebraska by 247.



**60**

**LUKE HOSFORD**  
 Long Snapper | 6'2" | 225 | 1L | RS-Junior  
 Cuyahoga Falls, Ohio | Woodridge HS

**2021 (R-So.):** Primary snapper on special teams for the Jayhawks, handling punt, field goal and extra point duties ... Appeared in all 12 games, making two solo tackles on the year.

**2020 (R-Fr.):** Saw playing time in three games in the second half of the season ... Did not record any stats in his second year as a Jayhawk ... at Kansas State: Saw his first playing time of the season in the Dillons Sunflower Showdown ... at Texas Tech: Made his second appearance of the year in Lubbock, without recording any stats on the afternoon.

**2019 (Fr.):** Made two appearances near the end of the season for the Jayhawks ... at Oklahoma State: The rookie long snapper made his first appearance as a Jayhawk in Stillwater against the nationally ranked Cowboys ... at Iowa State: Played for the second time against the Cyclones in Ames.

**High School:** Played at Woodridge High School in Cuyahoga Falls, Ohio ... Looking to translate his strong impact on special teams to the college level.



**63**

**JAKE EISENHAUER**  
 Offensive Line | 6'1" | 300 | RS | RS-Freshman  
 Salina, Kan. | Salina Central HS

**2021 (Fr.):** Did not see game action.

**High School:** Played for Coach Mark Sandbo at Salina Central ... Kansas Honor Scholar winner ... Winner of the Buddy McConnell (MVP) Award at Salina Central ... 5A All-State Honorable Mention ... AVCTL Division 2 First-Team Offensive Line.

**Personal:** Son of Mona and Terry Eisenhauer.



**67**

**DOMINICK PUNI**  
 Offensive Line | 6'5" | 315 | TR | RS-Senior  
 St. Charles, Mo. | Francis Howell Central HS/Central Missouri

**University of Central Missouri:** Played four seasons at UCM ... Earned honorable mention all-conference honors in 2019 ... Started all 13 games at left tackle in 2019 for the Mules ... Played in seven games as a true freshman in 2018 ... Started the final three games of the 2018 season at right tackle.

**High School:** Prepped at Francis Howell Central High School in St. Louis metro area ... Did not allow a sack during his high school career ... Also competed in volleyball for four seasons and track and field as a senior.

**Personal:** Parents are Jessica and Teu Puni...Has two older brothers, Derrick and Devin, who both played football at Central Missouri ... Derrick signed as an undrafted free agent with the Dallas Cowboys in 2018 ... Has one sister, Brianna, who played basketball at Illinois State and Eastern Michigan.





**68**

**EARL BOSTICK JR.**  
Offensive Line | 6'6" | 310 | 4L | Super-Senior  
Barnwell, S.C. | Barnwell HS

**Career Honors:** 2021: Academic All-Big 12 Football First Team. 2020: Academic All-Big 12 Football Second Team. 2018: Academic All-Big 12 Rookie Team. 2017: Big 12 Commissioner's Honor Roll and Athletic Director's Honor Roll (fall).

**2021 (R-Sr.):** Started all 12 games at left tackle for the Jayhawks ... Helped lead a unit that surrendered just 16 sacks in 12 games, after allowing 43 sacks in nine games the year prior ... Helped freshman running back Devin Neal rush for 707 yards and eight touchdowns on 158 carries ... Caught a two-point conversion pass for the Jayhawks in the final home game of the season against West Virginia ... Has started 15 of his last 16 games, dating back to the 2020 season.

**2020 (R.Jr.):** Academic All-Big 12 Football Second Team ... In the starting lineup for the Jayhawks in seven of the nine games in which he played ... Made one solo tackle on the season ... Also recovered a fumble ... Coastal Carolina: Started the season opener at right tackle for the Jayhawks ... Made a single solo tackle against the Chanticleers ... at Baylor: Again started at right tackle in Waco ... Oklahoma State: In the starting lineup at right tackle for KU against the OSU Cowboys ... at West Virginia: Saw playing time in Morgantown ... at Kansas State: Took to the field against the Wildcats in Manhattan without recording any stats ... Iowa State: Started at right tackle against the Cyclones ... Has now seen playing time in each of the team's first six games of the season ... at Oklahoma: Recovered a fumble forced by Luke Grimm after a Jalon Daniels' pass was picked off by the Sooners in the first quarter of play in Norman ... TCU: Saw playing time against the Horned Frogs without recording any stats ... at Texas Tech: Starter at LT for the Jayhawks in Lubbock, his sixth starting nod of the season, while having played in all nine contests.

**2019 (Jr.):** Played in the final four games of the season for KU ... Registered an assisted tackle in his playing time ... Kansas State: Made his first appearance of the season against the Wildcats and recorded one solo tackle on the day ... at Oklahoma State: Played in his second-straight game of the season, but did not record any stats ... at Iowa State: Played for the third time this season in Ames ... Has yet to record any statistics on the season ... Baylor: Made his fourth appearance of the season, but did not record any stats on the day.

**2018 (So.):** Saw action on special teams in eight games ... Appeared on the offensive line against Oklahoma State.

**2017 (Fr.):** Played in 10 games, starting four at tight end ... Picked up starts against Iowa State, Texas, Oklahoma and Oklahoma State ... Scored his first-career touchdown at Texas ... Caught one pass for eight yards against the Longhorns ... Also recorded one tackle at Iowa State.

**High School:** Played for head coach Dwayne Garrick at Barnwell HS ... Helped lead BHS to a 12-2 overall mark in 2016, including an appearance in the South Carolina Class 2A state semifinals ... Earned all-area selection honors as a defensive lineman as a senior ... Picked up all-region accolades as a tight end as both a junior and senior ... Selected to play in the 2017 Border Bowl featuring top players from South Carolina against Georgia, where he played defensive end and had seven tackles, three tackles-for-loss and three quarterback hurries ... Finished his senior campaign with 80 tackles and 17.0 tackles-for-loss ... Caught seven passes for 247 yards and four touchdowns on offense.

**Personal:** Son of Evelyn Bostick ... Chose Kansas over Appalachian State ... Majoring in pre-business.



**69**

**JOE KRAUSE**  
Offensive Line | 6'3" | 300 | RS | RS-Sophomore  
Prairie Village, Kan. | Shawnee Mission East HS

**2021 (R-Fr.):** Did not see game action.

**2020 (Fr.):** Saw playing time in a pair of games, vs. ISU and TCU, without recording any statistics ... Iowa State: Made his Jayhawk debut, seeing playing time against the Cyclones ... TCU: Played against the Horned Frogs, his second appearance in the Crimson and Blue this season.

**High School:** An eight-time letterwinner at Shawnee Mission East High School ... Participated in football, lacrosse, track & field and swimming ... A two-time Sunflower League Champion and three-time district champion under head coach Justin Hoover ... Earned All-League, All-State and All-District honors twice ... A member of the National Honor Society.

**Personal:** Son of Michael and Stephanie Krause ... Has two siblings, Sydney and Chloe ... Father, Mike, played college football at Kearney ... Plans to major in mechanical engineering.



**71**

**JAMES LIVINGSTON**  
Offensive Line | 6'7" | 290 | HS | Freshman  
Dexter, Mich. | Dexter HS

**High School:** A 247 Sports 3-star recruit ... Ranked as a 2-star recruit by Rivals.com ... Prepped at Dexter High School for Coach Phil Jacobs ... First-team all-state selection by the Detroit News as a senior ... Named first-team all-state Division 2 by the Detroit Free-Press as a senior ... First-team All-State, Associated Press as a senior ... Two-time first-team Ann Arbor Dream Team selection ... First-team all-region and honorable mention All-Southeastern Conference White honors as a junior.

**Personal:** Son of Drew and Kathy Livingston



**72**

**DANNY ROBINSON**  
Offensive Line | 6'5" | 301 | RS | RS-Sophomore  
Overland Park, Kan. | Blue Valley Northwest HS

**2021 (R-Fr.):** Did not see game action.

**2020 (Fr.):** Did not see game action.

**High School:** Played at Blue Valley Northwest HS under head coach Clint Rider ... Credited with 13 pancake blocks, two fumble recoveries and three blocked field goals in 2019 ... Named All-Eastern Kansas League Honorable Mention as a senior ... Earned Blue Valley Northwest's August Athlete of the Month in 2019 ... Voted a football team captain as a junior and senior ... Selected for BVNW Victory and Honor Award in 2019 ... Also earned three letters in wrestling ... Voted a wrestling team captain as a senior ... Named to the All-Academic team for wrestling as a junior.

**Personal:** Son of Amy and Rick Robinson ... His father, Rick, played basketball at Washington University ... Has one brother, Joey, and one sister, Katie Ann ... Member of the National Honor Society ... Plans to major in finance.





**73**

**DEONDRE DOIRON**  
Offensive Line | 6'4" | 295 | TR | RS-Sophomore  
London, Ontario | Catholic Central HS/Bufalo

**2021 (R-Fr. at Buffalo):** Academic All-MAC selection ... Started at right tackle for the Bulls in 10 games, while appearing in all 12 games ... Helped pave the way for a unit that averaged 195 rushing yards per game.

**2020 (Fr. at Buffalo):** Redshirted his first season with the Bulls.

**High School:** Prepped at Catholic Central in Ontario, Canada ... Named a 2019 Pro Football Hall of Fame World Bowl All-American ... Earned the 2018 Jim Allen Award, given to the best offensive lineman in the conference ... Two-time all-conference selection.



**74**

**DE'KEDRICK STERNS**  
Offensive Line | 6'4" | 308 | RS | RS-Freshman  
Austin, Texas | Del Valle HS

**2021 (Fr.):** Did not see game action.

**High School:** A 247 Sports and Rivals three-star recruit ... Coached by Charles Burton ... 2019 District 25-6A First-Team All-District ... Selected to play in the Hawaii Tiki Bowl ... Part of an offensive line that blocked for a 1,000-yard rusher and a 2,500-yard passer in 2019 ... Also competed in track and field.

**Personal:** Son of Latoya Sterns ... Has three sisters, Annyiah Walton, Terryasha Chase and Genevieve Ramirez ... Also drew interest from Duke, Tulane, Colorado State and others ... Plans to major in business management.



**75**

**JACKSON SATTERWHITE**  
Offensive Line | 6'5" | 302 | RS | RS-Sophomore  
Miami, Okla. | Miami HS

**2021 (R-Fr.):** Saw playing time on the offensive line against Texas Tech on Homecoming.

**2020 (Fr.):** Did not see game action.

**High School:** Rated a three-star prospect by Rivals and 247Sports ... Rated the 18th-best player in Oklahoma by Rivals ... Tabbed the 25th-best prospect in the state of Oklahoma by 247Sports ... Coached by head coach Zach Gardner at Miami HS ... Named Class 4-3A Best Offensive Lineman in 2019 ... Also lettered in basketball and baseball.

**Personal:** Son of Nichole and Stacey Satterwhite ... His father, Stacey, played on the defensive line at Oklahoma State and with the Denver Broncos in the NFL ... Has one brother, Reece ... Plans to major in business.



**77**


**BRYCE CABELDUE**  
Offensive Line | 6'6" | 305 | 2L | RS-Sophomore  
Clovis, N.M. | Clovis HS

**2021 (R. Fr.):** Started at right tackle in all 12 contests for the Jayhawks ... Has started 14 straight games on the offensive line, dating back to 2020 ... Was part of an offensive line that allowed just 16 sacks in 12 games, after allowing 43 sacks in nine games in 2020 ... Helped freshman running back Devin Neal rush for 707 yards and eight touchdowns on 158 carries ... Blocked for quarterback Jalon Daniels, who completed 55 of 92 passes for six touchdowns in the final three games of the season.

**2020 (Fr.):** Played in four of the Jayhawks' last five games of the season ... Earned starts in the final two games, vs. TCU and at Texas Tech ... at Kansas State: Saw his first playing time as a Jayhawk in the Dillons Sunflower Showdown ... at Oklahoma: Made his second appearance in the Crimson and the Blue in Norman; did not record any stats on the afternoon ... TCU: One of six true freshmen to start on offense for KU against the Horned Frogs ... His first-career start came at the RT position ... at Texas Tech: Earned his second-consecutive start of the season at RT in Lubbock, which was his fourth appearance for the Jayhawks ... Did not register any statistics on the day.

**High School:** Coached by head coach Cal Fullerton at Clovis HS ... Helped lead the Wildcats to the district championship in 2019 ... Earned All-State First Team honors on offense as a senior ... Also named All-State Second Team on defense ... Picked up All-District First Team honors in 2019 ... Named the Golden Helmet Award winner as a senior ... Picked up Most Improved Player honors for Clovis HS in 2018 ... Also lettered in basketball and baseball ... Helped lead the Wildcats to the 2019 district tournament basketball title as a junior, on his way to honorable mention all-district honors ... Earned all-district honors in baseball as a junior.

**Personal:** Son of Brendi and Tyler Cabeldue ... Has one sister, Kaci, and two brothers, Cole and Roddy ... Plans to major in business.



**78**

**JOEY BAKER**  
Offensive Line | 6'4" | 275 | HS | Freshman  
Southlake, Texas | Southlake Carroll HS

**High School:** A 247 Sports and Rivals.com 3-star recruit ... Played his high school ball at Southlake Carroll High School for Coach Riley Dodge ... Helped lead team to a 14-1 record as a senior and an appearance in the 6A D1 State semifinals ... First-team all-district 4-6A by the Dallas Morning News as a junior ... Helped Southlake Carroll reach state championship game as a junior.

**Personal:** Son of Joe and Jill Baker.



**80**

**COLE RHODEN**  
Wide Receiver | 6'2" | 180 | HS | Freshman  
Platte City, Mo. | Platte County HS

**High School:** Prepped at Platte County High School ... Was a part of two state championship teams at Platte County ... All-district wide receiver as a junior and senior, along with earning all-conference honors those two seasons ... Also earned all-district and all-conference honors as a kicker as a junior and senior ... Had a 98-yard touchdown reception ... Also competed in wrestling and track and field.

**Personal:** Parents are Kurt and Dawn Rhoden ... Has one sister, Paige.





**81**

**QUINTON CONLEY**  
Wide Receiver | 6'6" | 205 | HS | Freshman  
Kansas City, Mo. | Pembroke HS

**High School:** Played wideout at Pembroke HS under Steve Aborn, where he was rated a three star recruit by Rivals and 247 sports ... Also competed in track and field and basketball at Pembroke high ... Also received interest from Kentucky, Arizona State, Nebraska and Iowa State, among others.



**83**

**QUENTIN SKINNER**  
Wide Receiver | 6'5" | 190 | 1L | RS-Sophomore  
Claremore, Okla. | Claremore HS

**2021 (R-Fr.):** Contributed for the Jayhawks in 11 games as a redshirt freshman ... Saw time at wide receiver and extensive time on special teams ... Recorded two solo tackles on the year, including one at Oklahoma State and one against in-state foe Kansas State.

**2020 (Fr.):** Did not see game action.

**High School:** Played at Claremore HS under Head Coach Blake Byars ... Amassed 59 catches for 759 receiving yards in his career at Claremore, scoring nine receiving touchdowns ... Only played in four games his senior season, hauling in nine receptions for 171 yards and three touchdowns before missing the rest of the season due to injury.

**Personal:** Son of Jamie Dillard and Reggie Skinner ... Plans to major in business.



**83**

**JACOB BORCILA**  
Kicker | 6'2" | 210 | 2L | RS-Junior  
Westerville, Ohio | Westerville Central HS

**Career Honors:** 2020: Academic All-Big 12 Football Second Team. 2021: Academic All-Big 12 Football First Team.

**2021 (R-So.):** Saw action in all of KU's 12 games as the primary field goal and extra point kicker ... Made nine of his 15 field goal attempts on the season, good for 60% ... His longest make was 50 yards out ... Converted on 26 of 27 extra point attempts on the season ... Had multiple field goals at Duke and in the season finale against West Virginia ... Also made field goals against South Dakota, at Coastal Carolina, Oklahoma, at Oklahoma State and Kansas State ... Accounted for 53 total points on the season.

**2020 (R-Fr.):** Academic All-Big 12 Football Second Team ... Connected on six of his nine field goal attempts on the season, good for 66.7% ... His long make of the season was from 48 yards out ... Kicked off for the Jayhawks once during the season, which was good for 21 yards. Coastal Carolina: Kicked twice against Coastal Carolina, connecting on his first-career field goal and setting a new career long of 47 yards, as time expired to end the first half ... Missed the other attempt on the day ... at Baylor: Saw playing time against the Bears in Waco but did not record any stats ... Oklahoma State: Played against the Cowboys but did not record any stats ... at West Virginia: Connected on a 41-yard field goal attempt in the first quarter, which gave the Jayhawks an early 3-0 lead over the Mountaineers ... at Kansas State: Attempted a 40-yard field goal in the first quarter against the Wildcats, but was unable to convert ... at Oklahoma: Made a 32-yard field goal to end the first half of play in Norman, making the score 3-31 in favor of the Sooners ... The successful attempt tied his career high of FG made in a game, set on three previous occasions, most recently at West Virginia (10-17-20) ... TCU: Kicked a new career-long field goal when he made a 48-yarder with 4:25 left in the fourth quarter ... His previous long was 47, set against Coastal Carolina earlier this season ... at Texas Tech: One of three team captains for KU in Lubbock ... Connected on 2-of-2 FGs in the game; one in the second quarter from 42 yards out and the other in the third quarter, good for 29 yards.


**2019 (Fr.):** Saw action in four games as a freshman for KU ... Kicked off twice on the season for the Jayhawks, totaling 53 yards, good for an average of 26.5 yards per kick ... Attempted one field goal on the season from 40 yards out ... Coastal Carolina: Made his Jayhawk debut ... Was unable to convert on his lone field goal attempt of the day from 40 yards as time was winding down in the second quarter of play ... at Boston College: Kicked off one time for the Jayhawks, which went 40 yards ... West Virginia: Had one kickoff against the Mountaineers that went a distance of 13 yards ... Oklahoma: Saw playing time against the Sooners, but did not record any statistics.

#### Career Kicking Stats

Date	Opponent	FGM-A	Pct.	XPM-A	Pct.	Pts.
9-7-19	Coastal Carolina	0-1	0.0	1-1	100.0	1
<b>2019</b>		<b>0-1</b>	<b>0.0</b>	<b>1-1</b>	<b>100.0</b>	<b>1</b>
9-12-20	Coastal Carolina	1-2	50.0	0-0	0.0	3
9-26-20	at Baylor	0-0	0.0	2-2	100.0	2
10-3-20	Oklahoma State	1-1	100.0	0-0	0.0	3
10-17-20	at West Virginia	1-1	100.0	2-2	100.0	5
10-24-20	at Kansas State	0-1	0.0	2-2	100.0	2
10-31-20	Iowa State	0-1	0.0	2-2	100.0	2
11-7-20	at Oklahoma	1-1	100.0	0-0	0.0	3
11-28-20	TCU	1-1	100.0	0-0	0.0	3
12-5-20	at Texas Tech	1-1	100.0	2-2	100.0	7
<b>2020</b>		<b>5-8</b>	<b>62.5</b>	<b>11-11</b>	<b>100.0</b>	<b>28</b>
9-3-21	South Dakota	1-1	100.0	2-2	100.0	5
9-10-21	at Coastal Carolina	1-1	100.0	1-2	50.0	4
9-25-21	at Duke	2-3	66.7	3-3	100.0	9
10-2-21	at Iowa State	0-1	0.0	1-1	100.0	1
10-16-21	Texas Tech	0-1	0.0	2-2	100.0	2
10-23-21	Oklahoma	1-2	50.0	2-2	100.0	5
10-30-21	at Oklahoma State	1-1	100.0	0-0	0.0	3
11-6-21	Kansas State	1-2	50.0	1-1	100.0	4
11-13-21	at Texas	0-0	0.0	7-7	100.0	7
11-20-21	at TCU	0-1	0.0	4-4	100.0	4
11-27-21	West Virginia	2-2	100.0	2-2	100.0	8
<b>2021</b>		<b>9-15</b>	<b>60.0</b>	<b>26-27</b>	<b>96.3</b>	<b>53</b>
<b>Career</b>		<b>15-25</b>	<b>60.0</b>	<b>37-38</b>	<b>97.4</b>	<b>82</b>

**Career Highs:** Long - 50 (at Duke, 9-25-21), Field Goals Made - 2 (Two times, MR vs. West Virginia, 11-27-21), Extra Points Made - 3 (at Duke, 9-25-21), Points - 9 (at Duke, 9-25-21).





84

**KEVIN TERRY**

Wide Receiver | 6'1" | 195 | TR | RS-Junior  
Little Elm, Texas | Little Elm HS/Texas Tech

**2021 (Jr.):** Missed the season due to injury.


**2020 (R-So. at Texas Tech):** Played in three games for the Red Raiders at wide receiver and special teams...Saw action against Houston Baptist, Texas and Oklahoma.

**2019 (R-Fr. at Texas Tech):** Appeared in four games for Texas Tech, playing mostly on special teams.

**2018 (Fr. at Texas Tech):** Utilized his redshirt season ... Appeared in one game against Lamar.

**High School:** Prepped at Little Elm High School in Little Elm, Texas ... Hauled in 21 touchdown catches and 64 total receptions for 1,419 yards over his final two high school seasons ... Posted 823 yards on 32 catches as a senior.

**Personal:** Son of Nick and Shanna Terry ... Has two older brothers.



85

**KELAN ROBINSON**

Wide Receiver | 6'2" | 207 | RS | RS-Freshman  
Grand Prairie, Texas | South Grand Prairie HS

**2021 (Fr.):** Saw action in the final game of the season against West Virginia, while maintaining his Redshirt status ... Did not record any stats.

**High School:** A Rivals.com and 247 Sports composite three-star recruit ... Coached by Brent Whitson ... Helped guide team to a 6-2 mark as a senior...High school team qualified for state playoffs after senior year ... Had 10 catches for 167 yards during the regular season of his senior season ... SI All-American candidate.

**Personal:** Son of Lance Robinson and Clamisha Nicole Wynn ... Has one brother, Jaden, who plays cornerback for the Jayhawks ... Also drew interest from Arkansas State, Duke, Memphis and others ... Plans to major in biology.



86

**MAC COPELAND**

Tight End | 6'4" | 260 | 2L | RS-Senior  
Wichita, Kan. | Wichita Collegiate HS

**Career Honors:** 2021: Academic All-Big 12 Football First Team. 2020: Academic All-Big 12 Football First Team. 2019: Academic All-Big 12 First Team; Big 12 Commissioner's Honor Roll and Athletic Director's Honor Roll (spring).

**2021 (R-Jr.):** Saw action in nine games for KU on special teams, while making one assisted tackle on the year against Kansas State.

**2020 (So.):** Academic All-Big 12 Football First Team ... Played in each of KU's last four games of the season ... Iowa State: Made his first appearance of the season against the Cyclones ... Did not record any stats ... at Oklahoma: Played in his second-straight game in Norman ... TCU: Saw playing time against the Horned Frogs without recording any stats on the afternoon ... at Texas Tech: Played in Lubbock against the Red Raiders, his fourth-straight game seeing action for the Jayhawks.

**2019 (R-Fr.):** Played in the first seven games of the season for the Jayhawks ... Did not record any stats in his playing time for the year ... Indiana State: Saw playing time but did not record any stats ... Coastal Carolina: Saw playing time vs. the Chanticleers ... Did not record any statistics ... at Boston College: Played in his third-straight game for the Jayhawks this season ...West Virginia: Took to the field against the Mountaineers in the team's Big 12 Conference season-opener, but did not record any stats ... at TCU: Saw playing time but did not record any stats ...Oklahoma: Made his sixth-straight appearance of the season for the Jayhawks ... Did not record any statistics on the day vs. the Sooners ... at Texas: Took to the field against the Longhorns in Austin, but did not record any stats.

**2018 (Fr.):** Redshirted his first season at Kansas.

**High School:** Earned four letters playing for head coach Mike Gehrre at Wichita Collegiate HS ... Helped lead Collegiate to a Kansas Class 3A state runner-up finish in 2015 ... During his time with the Spartans, WCHS was a one-time sub-state champion, three-time district champion, three-time regional champion and a one-time league champion ... Earned all-league honors in 2015, 2016 and 2017 ... Picked up all-state honors for three-straight years (2015-17) ... Named to the Wichita Eagle All-Metro Team in 2017 ... A four-year member of the WCHS honor roll.

**Personal:** Son of Kelli and David Copeland ... Has two brothers, Mitch and Myles ... Mitch currently plays football at K-State and Myles was on the Wildcat roster from 2012-15 ... Majoring in pre-business.





**87**

**WILL HUGGINS**  
Tight End | 6'7" | 255 | 1L | RS-Sophomore  
Lenexa, Kan. | Shawnee Mission South HS

**2021 (R-Fr.):** Played in three games for the Jayhawks ... Did not record any stats on the year.

**2020 (Fr.):** Played in the Jayhawks' final three games of the year ... Hauled in one reception at Oklahoma, good for a gain of 20 yards, and made it into the end zone for his first catch and score of the season ... at Oklahoma: Made his Jayhawk debut in Norman ... Scored his first-career touchdown on a 20-yard pass from Miles Kendrick as time expired in the game ... TCU: Played in his second-straight game against the Horned Frogs without registering any stats ... at Texas Tech: Saw playing time in his third game of the season in Lubbock ... Did not record any stats on the day.

**High School:** Labeled as a three star recruit by Rivals, ESPN and 247 Sports ... Played for Brett Oberzan at Shawnee Mission South HS, where he played tight end and safety and also served as the team's kicker and punter ... Named Class 6A All-State by SportsinKansas ... Took home All-State Second Team honors from MaxPreps ... Earned Class 6A All-State Honorable Mention honors by the Topeka Capital-Journal ... Named All-Sunflower League First Team at both tight end and kicker ... Hauled in 26 receptions for 436 yards and three touchdowns as a junior at Shawnee Mission South HS ... Helped lead the Raiders to their best record in more than 30 years in 2018 ... Also lettered in track & field at Shawnee Mission South HS.

**Personal:** Son of Barb and Matt Huggins ... Has three siblings: Jack, Morgan and Tommy ... Plans to major in exercise science ... Chose Kansas over Oklahoma State, among others.

#### Career Receiving Stats

Date	Opponent	No.	Yds.	TD	Avg.
11-7-20	at Oklahoma	1	20	1	20.0
<b>Career</b>		<b>1</b>	<b>20</b>	<b>1</b>	<b>20.0</b>

**Career Highs:** Receptions - 1 (at Oklahoma, 11-7-20), Yards - 20 (at Oklahoma, 11-7-20), Touchdowns - 1 (at Oklahoma, 11-7-20).



**88**

**TEVITA NOA**  
Tight End | 6'4" | 256 | TR | Junior  
Salt Lake City, Utah | Highland HS/Snow College

**Prior to Kansas:** A 247 Sports 3-star recruit ... Rated as a 2-star recruit by Rivals.com ... Played at Snow College after a standout high school career at Highland HS ... Caught nine passes for 159 yards and four touchdowns in seven games for Snow College during the Spring 2021 season ... Helped lead team to an NJCAA national runner-up finish ... A 2017 graduate of Highland High School in Salt Lake City ... Played mostly defense at Highland and totaled 29 tackles and three sacks as a senior.

**Personal:** Son of Ofa Noa and Sita Noa.



**89**

**MASON FAIRCHILD**  
Tight End | 6'5" | 261 | 3L | Senior  
Andale, Kan. | Andale HS

**Career Honors:** 2021: Academic All-Big 12 Football First Team. 2020: Academic All-Big 12 Football First Team.

**2021 (Jr.):** Played in 11 of the Jayhawks' 12 games, while starting in nine ... Hauled in 13 catches for 128 yards and one touchdown ... His longest catch was for 20 yards ... Tallied three solo tackles on the year ... South Dakota: Had four receptions for 58 yards, including a one-handed grab on the sideline that was selected for SportsCenter's Top 10 Plays ... Baylor: Collected three catches for 13 yards ... Texas Tech: Caught a single pass for seven yards ... at Oklahoma State: Had one catch for a six-yard gain ... Kansas State: Made two catches for 13 yards ... at Texas: Posted two catches for 31 yards and his first career touchdown in the 57-56 overtime win against the Longhorns.

**2020 (So.):** Academic All-Big 12 Football First Team ... A starter for KU's offense in six of the nine games in which he played ... Caught five passes for a total of 57 yards, good for an average of 11.4 yards per reception ... His long catch of the year was 27 yards while his average receptions per game was 6.3 for the season ... Coastal Carolina: Played in the Jayhawks' season-opener, but did not record any statistics ... at Baylor: Made his first start of the season at tight end against the Baylor Bears, did not record any stats ... Oklahoma State: Played against the Cowboys but did not record any stats ... at West Virginia: Kansas' starting tight end in Morgantown, his second starting assignment of the season ... Did not record any stats ... at Kansas State: One of three Jayhawk captains for the annual Dillons Sunflower Showdown ... Made his first catch of the season in the second quarter for 27 yards, the longest reception of his career ... His previous long of 23 yards came in 2019 ... Set a career high in catches with two and yards with 38 ... His previous best of one reception was made twice in 2019, most recently at TCU ... Iowa State: Started at fullback for the Jayhawks against ISU ... His three receptions on the day set a new career high and totaled 19 yards of offense ... at Oklahoma: One of three team captains against the Sooners ... Earned his fifth start of the season in Norman, this time at wide receiver ... Has played in all seven games this season ... TCU: One of KU's four captains for the game ... Started his sixth game of the season (TE) and has seen playing time for the Jayhawks in all eight of their contests ... at Texas Tech: The starter at tight end for KU in Lubbock, his seventh start of the season, while having seen playing time in all nine games ... Did not record any statistics on the day.

**2019 (Fr.):** Saw action in all 12 of KU's games this year, earning two starts ... Caught two passes for a total of 32 yards with a long reception of 23 yards ... Indiana State: Saw playing time but did not record any stats ... Coastal Carolina: Made his first Jayhawk start at tight end vs. the Chanticleers ... at Boston College: Caught one pass for nine yards from quarterback Carter Stanley, the first reception of his collegiate career ... West Virginia: Saw playing time against the Mountaineers, but did not record any statistics in the game ... at TCU: His one reception against the Horned Frogs tied his career best ... The 23-yard catch was the longest of his young career at KU ... Oklahoma: Earned his second start of the season at tight end against the Sooners ... Did not record any stats on the day ... at Texas: Saw playing time in Austin, but did not record any stats ... Did not have any statistics vs. Texas Tech, Kansas State, at Oklahoma State, at Iowa State or vs. Baylor while on the field for the Jayhawks.

**High School:** Rated a two-star prospect by Rivals.com ... Helped lead Andale HS to an 11-1 record his senior season playing defensive end and tight end ... Played under head coach Dylan Schmidt at Andale HS ... Selected to play in the 2019 Kansas Shrine Bowl ... Named a Top 100 Senior by SportsinKansas.com ... Tabbed All-State Top 11 by the Topeka Capital-Journal ... Named Class 3A All-State by the Wichita Eagle and Topeka Capital-Journal.

**Personal:** Son of Tina and Tim Fairchild ... Plans to major in engineering.



## Career Receiving Stats

Date	Opponent	No.	Yds.	TD	Avg.
9-13-19	at Boston College	1	9	0	9.0
9-28-19	at TCU	1	23	0	23.0
<b>2019</b>		<b>2</b>	<b>32</b>	<b>0</b>	<b>16.0</b>
10-24-20	at Kansas State	2	38	0	19.0
10-31-20	Iowa State	3	19	0	6.3
<b>2020</b>		<b>5</b>	<b>57</b>	<b>0</b>	<b>8.1</b>
9-3-21	South Dakota	4	58	0	14.5
9-18-21	Baylor	3	13	0	4.3
10-16-21	Texas Tech	1	7	0	7.0
10-30-21	at Oklahoma State	1	6	0	6.0
11-6-21	Kansas State	2	13	0	6.5
11-13-21	at Texas	2	31	1	15.5
<b>2021</b>		<b>13</b>	<b>128</b>	<b>1</b>	<b>9.8</b>
<b>Career</b>		<b>20</b>	<b>217</b>	<b>1</b>	<b>10.9</b>

**Career Highs:** Receptions - 4 (vs. South Dakota, 9-3-21), Yards - 58 (vs. South Dakota, 9-3-21), Touchdowns - 1 (at Texas, 11-13-21).



**90**  
**JEREME ROBINSON**  
 Defensive End | 6'3" | 255 | 2L | Junior  
 Montgomery, Ala. | Carver HS

**2021 (So.):** Saw action in nine of 12 games for the Jayhawks while starting in one ... Had 14 tackles (eight solo, six assisted) including 3 1/2 tackles-for-loss ... at Coastal Carolina: Posted two tackles against the Chanticleers...at Duke: Posted two assisted stops with a 1/2 tackle-for-loss ... Oklahoma: Picked up his first solo tackle-for-loss of the season against the Sooners... at TCU: Collected a season-high three tackles - all solo - and one sack against the Horned Frogs ... West Virginia: Finished the season with three tackles - two solo and one assist - and a tackle-for-loss against the Mountaineers.

**2020 (Fr.):** Played in six of the Jayhawks' nine games this season ... Totaled three tackles (one solo and two assisted) as well as 1.0 TFL (for a loss of a yard) in his first collegiate football season ... at Baylor: Made his Kansas debut against the Bears, but did not record any stats ... Oklahoma State: Assisted on one tackle against the Cowboys for his first stats as a Jayhawk ... Iowa State: Donned the Crimson and Blue for the third time, but did not register any statistics against the Cyclones ... at Oklahoma: Assisted on a tackle against the Sooners, registering his second tackle of the season ... TCU: Got his first-career tackle-for-loss in the fourth quarter against the Horned Frogs ... It was also his first-career solo tackle as a Jayhawk ... at Texas Tech: Made his sixth appearance for KU in the team's nine-game season.

**High School:** Rated a three-star prospect by 247Sports.com ... Helped lead Carver High School to an 8-3 mark in 2018 ... Played for head coach James Thompson at Carver ... Also lettered in basketball, helping lead the Wolverines to the Alabama Class 6A state title in 2018.

**Personal:** Son of Adrienne Fowler ... Currently undecided on a major ... Chose Kansas over offers from UAB, Bowling Green and UL Monroe.

## Career Defensive Stats

Date	Opponent	UA-At-TT	TFL	Sack	Int.	PD	FF/R
10-3-20	Oklahoma State	0-1-1	0-0	0-0	0	0	0/0
11-28-20	TCU	1-0-1	1-1	0-0	0	0	0/0
<b>2020</b>		<b>1-1-2</b>	<b>1-1</b>	<b>0-0</b>	<b>0</b>	<b>0</b>	<b>0/0</b>
9-10-21	at Coastal Carolina	0-2-2	0-0	0-0	0	0	0/0
9-25-21	at Duke	0-2-2	0.5-1	0-0	0	0	0/0
10-2-21	at Iowa State	1-0-1	0-0	0-0	0	0	0/0
10-16-21	Texas Tech	0-1-1	0-0	0-0	0	0	0/0
10-23-21	Oklahoma	1-1-2	1.0-1	0-0	0	0	0/0
10-30-21	at Oklahoma State	1-0-1	0-0	0-0	0	0	0/0
11-20-21	at TCU	3-0-3	1.0-2	1.0-2	0	0	1/0
11-27-21	West Virginia	2-1-3	1.0-1	0-0	0	0	0/0
<b>2021</b>		<b>8-7-15</b>	<b>3.5-5</b>	<b>0-0</b>	<b>0</b>	<b>0</b>	<b>0/0</b>
<b>Career</b>		<b>9-8-17</b>	<b>4.5-8</b>	<b>0-0</b>	<b>0</b>	<b>0</b>	<b>0/0</b>

**Career Highs:** Tackles - 3 (vs. West Virginia, 11-27-21), Tackles for Loss - 1 (Four times, MR vs. West Virginia, 11-27-21).



**91**  
**JELANI ARNOLD**  
 Defensive Line | 6'2" | 275 | 2L | Super-Senior  
 Irving, Texas | MacArthur HS

**Career Honors:** 2020: Academic All-Big 12 Football First Team. 2019: Academic All-Big 12 Second Team; Big 12 Commissioner's Honor Roll and Athletic Director's Honor Roll (spring). 2017: Big 12 Commissioner's Honor Roll and Athletic Director's Honor Roll (fall).

**2021 (Sr.):** Played in five games as a senior, recording one tackle at Oklahoma State.

**2020 (Jr.):** Academic All-Big 12 Football First Team ... Played in five games for the Jayhawks on the defensive line ... Did not record any stats on the season ... at Baylor: Made his first appearance of the season against the Bears in Waco but did not record any stats ... Oklahoma State: Played against the Cowboys but did not record any stats ... at West Virginia: Saw playing time in Morgantown, but did not record any stats against the Mountaineers ... at Kansas State: Did not have stats in his playing time against the Wildcats in Manhattan ... Iowa State: Made his sixth outing of the season against the Cyclones.

**2019 (So.):** Academic All-Big 12 Second Team ... Played in 11 of KU's 12 games on the season, missing only the Texas contest in Austin ... Tallied two solo tackles for the Jayhawks on the year ... Indiana State: Saw playing time in the season opener ... Had one tackle ... Coastal Carolina: Did not record any stats in his playing time vs. the Chanticleers ... at Boston College: Played in his third-straight game of the season for the Jayhawks, but did not record any statistics ... West Virginia: Saw playing time in the Jayhawks' Big 12-season opener, but did not record any stats ... at TCU: Tied his career high for tackles with one against the Horned Frogs ... Oklahoma: Did not record any stats in his playing time vs. the No. 6/4-ranked Sooners ... Played in the last five games of the season (Texas Tech, Kansas State, at Oklahoma State, at Iowa State and Baylor) for the Jayhawks, but did not record any statistics.

**2018 (R-Fr.):** Did not see any game action.

**2017 (Fr.):** Redshirted his first season at Kansas.

**High School:** Earned three letters in football at MacArthur HS under head coach Ronny Mullins ... Led MacArthur with 98 tackles, 6.0 sacks and three forced fumbles as a senior ... Named MacArthur's MVP on defense in 2014, 2015 and 2016 ... Also lettered in track & field ... Earned track & field MVP honors in 2016 and 2017.

**Personal:** Son of Me'cha and Kenzie Arnold ... Has one older brother, Gyasi Gibson ... Majoring in sports management ... Earned Magna Cum Laude honors all four years of high school.

## Career Defensive Stats

Date	Opponent	UA-At-TT	TFL	Sack	Int.	PD	FF/R
8-31-19	Indiana State	1-0-1	0.0	0.0	0	0	0/0
9-28-19	at TCU	1-0-1	0.0	0.0	0	0	0/0
<b>2019</b>		<b>2-0-2</b>	<b>0.0</b>	<b>0.0</b>	<b>0</b>	<b>0</b>	<b>0/0</b>

**Career Highs:** Tackles - 1 (Two Times, MR - at TCU, 9-28-19).




**92**  
**TOMMY DUNN JR.**  
 Defensive Line | 6'3" | 310 | RS | RS-Freshman  
 Garland, Texas | Naaman Forest HS

**2021 (R-Freshman):** Did not appear in any games as a true freshman.

**High School:** A Rivals.com and 247 Sports composite three-star recruit...Coached by Jesse Perales...Led team to a 6-1 district record...Totaled 39 tackles, eight tackles-for-loss and five sacks as a senior...Also caught two passes for 58 yards and a touchdown on offense...Had 45 tackles, six tackles-for-loss and four sacks as a junior...Selected as Texas 10-6A newcomer of the year as a sophomore in 2018.

**Personal:** Son of Walvet and Tommy Dunn...Has four siblings, Isaac, Izbella, Londyn and Abbygale...Also drew interest from Air Force and Rice.





93

**SAM BURT**

Defensive Line | 6'4" | 295 | 4L | Super-Senior  
Abilene, Kan. | Abilene HS

**Career Honors:** 2020: Academic All-Big 12 Football First Team. 2019: Academic All-Big 12 First Team; Perfect 4.0 GPA (spring); Big 12 Commissioner's Honor Roll and Athletic Director's Honor Roll (spring). 2018: Academic All-Big 12 Rookie Team; Big 12 Commissioner's Honor Roll and Athletic Director's Honor Roll (spring). 2017: Big 12 Commissioner's Honor Roll and Athletic Director's Honor Roll (fall).

**2021 (R-Sr.):** Recorded two tackles during a limited redshirt senior season, appearing in four games ... Played in the season-opening win against South Dakota ... Tallied two tackles at home against Kansas State ... Made an appearance at Texas and on Senior Day against West Virginia.

**2020 (Sr.):** Academic All-Big 12 Football First Team ... Played in all nine games of the season and was in the starting lineup for seven of those contests ... Totaled 15 tackles for the year (11 solo and four assisted) ... Also registered 0.5 TFL ... Coastal Carolina: A captain for the Jayhawks' season opener ... Started at defensive end and made two tackles (one solo, one assisted) against the Chanticleers ... at Baylor: Started his second-straight game, this time at defensive tackle ... Tied his career high with four tackles (three solo, one assisted) ... Oklahoma State: Against OSU, made a pair of solo stops against the Cowboys after starting his third-straight game for KU ... at West Virginia: Started his fourth-straight game against the Mountaineers ... Made two total tackles (one solo and one assisted) on the afternoon ... at Kansas State: Credited with 0.5 tackle-for-loss in the third quarter, marking his first TFL of the season ... Also assisted on a tackle ... Iowa State: Has played in each of the team's first six games of the season, earning starting nods in four of those contests ... Recorded two solo tackles against the Cyclones ... at Oklahoma: Added a solo tackle to his stats in Norman, bringing his season total to 14 ... TCU: Registered a solo tackle against the Horned Frogs ... at Texas Tech: Starter at DT for KU in Lubbock, his seventh start of the season, while seeing playing time in all nine games ... Did not record any stats on the day.

**2019 (Jr.):** Academic All-Big 12 First Team ... Played in 10 of KU's 12 games for the season, earning one starting assignment ... Accumulated 15 total tackles on the season (12 solo and three assisted) in addition to 1.0 tackles-for-loss (of two yards) ... Indiana State: Started at defensive end in the season opener ... Added four tackles ... West Virginia: Returned to the field for the Jayhawks in their conference opener, where he totaled two tackles ... at TCU: Recorded his first tackle-for-loss (of two yards) against the Horned Frogs ... Registered two tackles on the day ... Oklahoma: Saw playing time against the Sooners, but did not record any statistics ... at Texas: Played in Austin against the nationally ranked Longhorns, but did not record any stats ... Texas Tech: Registered two solo tackles against the Red Raiders in the Jayhawks' Homecoming victory, 37-34 ... Kansas State: Tallied two total tackles (one solo, one assisted) for the second-straight game against the in-state rival Wildcats ... at Oklahoma State: Contributed one solo tackle to the Jayhawks' defensive effort in Stillwater ... at Iowa State: Made one solo tackle against the Cyclones in Ames ... Baylor: Recorded a solo tackle against the Bears in the Jayhawks' season finale.

**2018 (So.):** Played 12 games on special teams ... Saw action on the defensive line in five games.

**2017 (Fr.):** Played in all 12 games on special teams ... Did not record any statistics.

**High School:** Recorded varsity letters all four of his high school football seasons at Abilene (Kan.) High School ... Was a three-year starter for head coach Steve Simpson ... Helped the Cowboys to three-consecutive North Central Kansas League (NCKL) championships and a regional title in 2015 ... Turned in 65 tackles, seven sacks and four pass breakups his senior season ... Earned Kansas class 4A All-State honors as a defensive end in 2015 and an offensive lineman in 2016 ... Named All-NCKL on both sides of the ball as a defensive end and offensive lineman in 2016 ... As a junior, totaled 73 tackles, four sacks and a pass breakup ... Also lettered in powerlifting, track and wrestling ... Member of the honor roll, National Honor Society and German Honor Society ... Also earned four letters in band and jazz band.

**Personal:** Son of Timothy and Sharon Burt ... Has two siblings, Molly and Emily ... Majoring in environmental science.

**Career Defensive Stats**

Date	Opponent	UA-At-TT	TFL	Sack	Int.	PD	FF/R
8-31-19	Indiana State	3-1-4	0-0	0-0	0	0	0/0
9-21-19	West Virginia	1-1-2	0-0	0-0	0	0	0/0
9-28-19	at TCU	2-0-2	1.0-2	0-0	0	0	0/0
10-26-19	Texas Tech	2-0-2	0-0	0-0	0	0	0/0
11-2-19	K-State	1-1-2	0-0	0-0	0	0	0/0
11-16-19	at Oklahoma State	1-0-1	0-0	0-0	0	0	0/0
11-23-19	at Iowa State	1-0-1	0-0	0-0	0	0	0/0
11-30-19	Baylor	1-0-1	0-0	0-0	0	0	0/0
<b>2019</b>		<b>12-3-15</b>	<b>1.0-2</b>	<b>0-0</b>	<b>0</b>	<b>0</b>	<b>0/0</b>
9-12-20	Coastal Carolina	1-1-2	0-0	0-0	0	0	0/0
9-26-20	at Baylor	3-1-4	0-0	0-0	0	0	0/0
10-3-20	Oklahoma State	2-0-2	0-0	0-0	0	0	0/0
10-17-20	at West Virginia	1-1-2	0-0	0-0	0	0	0/0
10-24-20	at Kansas State	0-1-1	0.5-1	0-0	0	0	0/0
10-31-20	Iowa State	2-0-2	0-0	0-0	0	0	0/0
11-7-20	at Oklahoma	1-0-1	0-0	0-0	0	0	0/0
11-28-20	TCU	1-0-1	0-0	0-0	0	0	0/0
<b>2020</b>		<b>11-4-15</b>	<b>0.5-1</b>	<b>0-0</b>	<b>0</b>	<b>0</b>	<b>0/0</b>
11-6-21	Kansas State	2-0-2	0-0	0-0	0	0	0/0
<b>2021</b>		<b>2-0-2</b>	<b>0-0</b>	<b>0-0</b>	<b>0</b>	<b>0</b>	<b>0/0</b>
<b>Career</b>		<b>25-7-32</b>	<b>1.5-3</b>	<b>0-0</b>	<b>0</b>	<b>0</b>	<b>0/0</b>

**Career Highs:** Tackles - 4 (at Baylor, 9-26-20), Tackles for Loss - 1.0 (at TCU, 9-28-19).



94

**ANDON CARPENTER**

Defensive Line | 6'2" | 270 | HS | Freshman  
Derby, Kan. | Derby HS

**High School:** Played strongside defensive end at Derby HS under head coach Brandon Clark, where he helped the Panthers to an 11-1 record in 2021 ... Totaled 84 tackles during his senior season, including 4 sacks and an interception ... Also received interest from North Texas and Western Illinois.





**95**

**RONALD MCGEE**  
 Defensive Line | 6'3" | 290 | 1L | Super-Senior  
 Sumter, S.C. | Sumter HS/Bufalo

**2020 (Jr. at Buffalo):** Appeared in four games and started once... had seven tackles and a sack on the season... had three tackles and a sack against Northern Illinois (11/4)... had two tackles against Marshall (12/25).

**2020 (So. at Buffalo):** Played in 13 games as a reserve defensive tackle ... Had 11 tackles and a sack on the season ... Had a season-best three tackles against both Miami (OH) (9/28) and Ohio (10/5) ... Had two tackles and a sack against Central Michigan (10/26).

**Junior College/High School:** Defensive tackle who transferred to Buffalo after playing one season at Highland Community College in Kansas ... Named All-Conference Honorable Mention after totaling 32 tackles, four tackles for loss, 1.5 sacks and two forced fumbles in 2018 ... Graduated from Sumter High School in South Carolina ... Had 61 tackles, 5.5 tackles for loss, 2.5 sacks and a forced fumble his senior season.

#### Career Defensive Stats

Date	Opponent	UA-At-TT	TFL	Sack	Int.	PD	FF/R
9-3-21	South Dakota	3-0-3	0-0	0-0	0	0	0/0
9-10-21	at Coastal Carolina	0-1-1	0-0	0-0	0	0	0/0
9-18-21	Baylor	1-0-1	0-0	0-0	0	0	0/0
9-25-21	at Duke	1-1-2	0-0	0-0	0	0	0/0
10-30-21	at Oklahoma State	0-2-2	0.5-1	0.5-1	0	0	0/0
11-20-21	at TCU	2-0-2	0-0	0-0	0	0	0/0
<b>2021</b>		<b>7-4-11</b>	<b>0.5-1</b>	<b>0.5-1</b>	<b>0</b>	<b>0</b>	<b>0/0</b>
<b>Career</b>		<b>7-4-11</b>	<b>0-0</b>	<b>0-0</b>	<b>0</b>	<b>0</b>	<b>0/0</b>

**Career Highs:** Tackles - 3 (vs. South Dakota, 9-3-21), Tackles for Loss - 0.5 (at Oklahoma State, 10-30-21), Sacks - 0.5 (at Oklahoma State, 10-30-21)




**96**

**COLE PETRUS**  
 Defensive Line | 6'3" | 236 | RS | RS-Freshman  
 St. Louis, Mo. | Vianney HS

**2021 (R-Fr.):** Appeared in one game as a true freshman.

**High School:** Versatile player, who played offensive tackle, tight end, running back, punter, linebacker and defensive end for Vianney...Played for coach Chad Masters...Posted 38 tackles with six sacks as a senior...Earned All-Conference and All-District honors.

**Personal:** Son of Trish and Bob Petrus...Dad played football at Missouri.



**97**

**KENEAN CALDWELL**  
 Defensive Line | 6'3" | 315 | 1L | Junior  
 Oak Grove, La. | Oak Grove HS

**2021 (So.):** Played in 10 games during the season, starting at defensive tackle in six of those games ... Got his first career start against Texas Tech ... Recorded 13 tackles on the season ... South Dakota: Recorded three tackles in the season-opener against the Coyotes ... at Coastal Carolina: Tallied one tackle at Coastal Carolina ... at Duke: Recorded two tackles on the road at Duke ... Texas Tech: Recorded one tackle in his first career start ... at Oklahoma State: Recorded one tackle against the Cowboys ... Kansas State: Recorded one tackle against the Wildcats ... at TCU: Tallied two tackles at TCU ... West Virginia: Finished his sophomore season with one tackle against the Mountaineers.

**2020 (Fr.):** Played in six of KU's nine games as a true freshman on the defensive line ... Coastal Carolina: Made his collegiate debut against the Chanticleers in the Jayhawks' season opener but did not record any stats ... at Baylor: Saw playing time against the Bears in Waco but did not record any stats ... Oklahoma State: Played against the Cowboys but did not record any stats ... at West Virginia: Did not record any statistics while on the field for the Jayhawks in Morgantown ... at Kansas State: Took to the field for the fifth-straight game of the season without collecting any stats on the afternoon ... at Oklahoma: Played against the Sooners in Norman but did not record any stats.

**High School:** Rated a three star recruit by Rivals and 247 Sports ... 247 Sports had him ranked as the No. 37 recruit in the state of Louisiana ... Was selected to play in the 2019 Louisiana Gridiron football All Star Game ... Helped Oak Grove to win the 2019 1A Louisiana state championship ... Was an honorable mention All-State and first team All-District selection as a sophomore in 2017.

**Personal:** Son of Kewanda Caldwell and Kendell Brown ... Plans to major in sports management ... Chose Kansas over offers from Oregon, TCU, Colorado, Texas A&M, Mississippi State and more.

#### Career Defensive Stats

Date	Opponent	UA-At-TT	TFL	Sack	Int.	PD	FF/R
9-3-21	South Dakota	3-0-3	1-0	0-0	0	0	0/0
9-10-21	at Coastal Carolina	0-1-1	0-0	0-0	0	0	0/0
9-25-21	at Duke	0-2-2	0-0	0-0	0	0	0/0
10-16-21	Texas Tech	1-0-1	0-0	0-0	0	0	0/0
10-30-21	at Oklahoma State	1-0-1	0-0	0-0	0	0	0/0
11-13-21	at Texas	1-1-2	0-0	0-0	0	0	0/0
11-20-21	at TCU	0-2-2	0-0	0-0	0	0	0/0
11-27-21	West Virginia	1-0-1	0-0	0-0	0	0	0/0
<b>2021</b>		<b>7-6-13</b>	<b>1-0</b>	<b>0-0</b>	<b>0</b>	<b>0</b>	<b>0/0</b>
<b>Career</b>		<b>7-6-13</b>	<b>1-0</b>	<b>0-0</b>	<b>0</b>	<b>0</b>	<b>0/0</b>

**Career Highs:** Tackles - 3 (vs. South Dakota, 9-3-21), Tackles for Loss - 1 (vs. South Dakota, 9-3-21).





**98**

**CALEB SAMPSON**  
 Defensive Line | 6'3" | 305 | 3L | Super-Senior  
 Saint Rose, La. | Northlake Christian HS/Missouri/Coahoma CC

**2020 (Jr.):** A starter for KU in each of the Jayhawks' nine games this season ... Registered 15 tackles (12 solo, three assisted) ... Also had 2.0 TFL of five yards ... Recorded one quarterback hurry on the year ... Coastal Carolina: Made three solo tackles against the Chanticleers in the Jayhawks' season opener after starting the game at defensive end ... at Baylor: Again in the starting lineup at defensive end for KU ... Recorded two total tackles in Waco ... Oklahoma State: Started at defensive end against the Cowboys and recorded two solo tackles ... at West Virginia: Registered one tackle after being in the starting for the fourth time this season at defensive end ... Also had 1.0 TFL for a loss of three yards ... at Kansas State: In the starting lineup for the fifth time this season ... Did not record any stats ... Iowa State: Earned the starting nod once again at defensive end for the sixth-straight game ... Collected two tackles on the afternoon (one solo and one assisted) vs. the Cyclones ... at Oklahoma: In the starting lineup for the seventh time this season in Norman ... Did not record any stats ... TCU: Started his eighth-straight game against the Horned Frogs, manning the DT spot ... at Texas Tech: KU's starting DE in each of the team's nine games this season ... Recorded five total tackles (four solo, one assisted) against the Red Raiders ... Registered 1.0 tackle-for-loss (for two yards), his second TFL of the season.

**2019 (So.):** Played in all 12 of KU's games, earning starting nods in the final six contests of the year ... Registered 12 total tackles (eight solo, four assisted) on the season ... Recorded 2.0 TFLs for a loss of 18 yards; both of which were also credited as sacks ... In addition, broke up three passes throughout the year ... Saw playing time in each of the first two games of the season (Indiana State and Coastal Carolina) but did not record any statistics ... at Boston College: Made two tackles for the Jayhawks ... West Virginia: Made his first sack (and tackle-for-loss) as a Jayhawk, good for a WVU loss of seven yards ... Tallied one solo tackle on the day ... at TCU: His 1.0 sack resulted in an 11-yard loss for the Horned Frogs ... His sack and TFL totals (1.0 each) tied his KU career bests ... Also made one solo tackle on the day ... Oklahoma: Saw playing time against the nationally ranked Sooners, but did not record any statistics on the afternoon ... at Texas: In the starting lineup at defensive tackle for the first time in his Kansas career ... Tallied four total tackles against the Longhorns (three solo, one assisted), also a new KU-career best ... Broke up one Texas pass on the night, again marking another season and KU-career best in Austin ... Texas Tech: Started for the second-consecutive game in KU's Homecoming win over the Red Raiders ... Kansas State: Logged one solo tackle in the annual Dillons Sunflower Showdown ... at Oklahoma State: Made his fourth-straight start on defense for KU in Stillwater, again making a single solo tackle on the day ... at Iowa State: In the starting lineup at defensive tackle for the Jayhawks in his fifth-consecutive game ... Tied his season and KU-career high with one Cyclone pass breakup ... Also assisted on one tackle in Ames ... Baylor: Made his sixth start of the season for KU at defensive end, while playing in all 12 games ... Had one solo stop in the contest against the nationally ranked Bears.

**2018 (Fr. at Coahoma CC):** Played in eight games with Coahoma CC recording 28 total tackles with 2.5 sacks ... Also posted 5.5 tackles-for-loss and a fumble recovery ... Earned Mississippi Association of Community and Junior Colleges (MACJC) All-State North Second Team honors ... Played for head coach Steve Miller at Coahoma.

**High School:** Earned a three-star rating from 247Sports.com ... Played under head coach Anthony Agresta at Northlake Christian HS ... Had 31 tackles in the trenches for the Wolverines as a senior in 2016, including 2.5 quarterback sacks on the season ... As a junior, turned in similar numbers, amassing 30 stops and 2.5 sacks, with one interception.

**Personal:** Son of Lasandra Sampson ... Plans to major in business ... Chose Kansas over offers from Houston, Western Kentucky, UTEP, UTSA and South Alabama.

### Career Defensive Stats

Date	Opponent	UA-At-TT	TFL	Sack	Int.	PD	FF/R
8-31-19	Indiana State	0-0-0	0-0	0-0	0	1	0/0
9-13-19	at Boston College	0-2-2	0-0	0-0	0	0	0/0
9-21-19	West Virginia	1-0-1	1.0-7	1.0-7	0	0	0/0
9-28-19	at TCU	1-0-1	1.0-11	1.0-11	0	0	0/0
10-19-19	at Texas	3-1-4	0-0	0-0	0	1	0/0
11-2-19	K-State	1-0-1	0-0	0-0	0	0	0/0
11-16-19	at Oklahoma State	1-0-1	0-0	0-0	0	0	0/0
11-23-19	at Iowa State	0-1-1	0-0	0-0	0	1	0/0
11-30-19	Baylor	1-0-1	0-0	0-0	0	0	0/0
<b>2019</b>		<b>8-4-12</b>	<b>2.0-18</b>	<b>2.0-18</b>	<b>0</b>	<b>3</b>	<b>0/0</b>
9-12-20	Coastal Carolina	3-0-3	0-0	0-0	0	0	0/0
9-26-20	at Baylor	1-1-2	0-0	0-0	0	0	0/0
10-3-20	Oklahoma State	2-0-2	0-0	0-0	0	0	0/0
10-17-20	at West Virginia	1-0-1	1.0-3	0-0	0	0	0/0
10-31-20	Iowa State	1-1-2	0-0	0-0	0	0	0/0
12-5-20	at Texas Tech	4-0-4	1.0-2	0-0	0	1	1/0
<b>2020</b>		<b>12-2-14</b>	<b>2.0-5</b>	<b>0-0</b>	<b>0</b>	<b>1</b>	<b>1/0</b>
9-10-21	South Dakota	1-1-2	0-0	0-0	0	0	0/0
9-18-21	Baylor	3-1-4	2.0-3	0-0	0	0	0/0
9-25-21	at Duke	2-1-3	0-0	0-0	0	0	0/0
10-2-21	at Iowa State	2-0-2	0-0	0-0	0	0	0/0
10-16-21	Texas Tech	1-2-3	0.5-2	0-0	0	0	0/0
10-23-21	Oklahoma	1-0-1	1.0-10	1.0-10	0	0	0/0
11-6-21	Kansas State	1-0-1	0-0	0-0	0	0	0/0
11-20-21	at TCU	3-3-6	0-0	0-0	0	0	0/0
11-27-21	West Virginia	1-1-2	0-0	0-0	0	1	0/0
<b>2021</b>		<b>15-9-24</b>	<b>3.5-15</b>	<b>1.0-10</b>	<b>0</b>	<b>0</b>	<b>1/0</b>
<b>Career</b>		<b>35-15-50</b>	<b>7.5-48</b>	<b>3.0-28</b>	<b>0</b>	<b>4</b>	<b>0/0</b>

**Career Highs:** Tackles - 6 (at TCU, 11-20-21), Tackles for Loss - 2.0 (vs. Baylor, 9-18-21), Sacks - 1.0 (Three Times, MR - vs. Oklahoma, 10-23-21), Forced Fumbles - 1 (at Texas Tech, 12-5-20) Pass Deflections - 1 (Three Times, MR - at Iowa State, 11-23-19).



**99**

**MALCOLM LEE**  
 Defensive Line | 6'5" | 305 | 3L | Super-Senior  
 Omaha, Neb. | Bellevue West HS/Iowa Western CC

**2020 (Jr.):** Played in all nine of the Jayhawks' games, earning starting nods in four of those contests ... Tallied six total tackles for the season, one solo and five assisted ... Added 0.5 TFL (of one yard) ... Intercepted a pass against WVU in the fourth game of the season that was returned for 11 yards ... Coastal Carolina: Started at defensive tackle in the Jayhawks' season opener ... Assisted on a tackle against the Chanticleers ... at Baylor: Again in the starting lineup at defensive tackle in Waco ... Oklahoma State: Retained his starting position at defensive end against the Cowboys ... Did not record any stats ... at West Virginia: Intercepted his first-career pass against the Mountaineers ... Also assisted on three tackles and registered 0.5 tackles-for-loss (TFL) ... at Kansas State: Registered a solo tackle in the annual Dillons Sunflower Showdown ... Iowa State: Has seen playing time in each of the team's first six games of the season now ... Did not record any stats against the Cyclones ... at Oklahoma: Assisted on a tackle against the Sooners, bringing his season total to six ... TCU: Saw playing time in his eighth game this season, of which he has been a starter in four ... Did not record any stats on the afternoon against the Horned Frogs ... at Texas Tech: Played in his ninth game of the season for the Jayhawks in Lubbock.

**2019 (So.):** Saw playing time in 10 of KU's 12 games, four of which he was in the starting lineup for ... Registered 18 total tackles on the season (14 solo, four assisted) ... Had 1.0 tackles-for-loss (of four yards) ... Made 1.0 sack for a loss of three yards ... Also credited for hurrying the opponents' quarterback once ... Coastal Carolina: Made his Jayhawk debut ... Recorded five total tackles (four solo, one assisted) ... Had 0.5 tackles-for-loss as well ... at Boston College: Earned his first start of the season at defensive end for the Jayhawks ... Registered three tackles (one solo, two assisted) ... Credited with 0.5 sacks for an Eagles' loss of three yards ... West Virginia: Started his second-straight game for the Jayhawks ... Made two tackles on the day, one solo and one assisted ... at TCU: Made one solo tackle against the Horned Frogs ... Oklahoma: In Kansas' starting lineup for the fourth-consecutive game at defensive tackle ... Did not record any stats on the afternoon against the Sooners ... Texas Tech: Made one solo tackle in the Jayhawks' Homecoming victory over the Red Raiders ... Kansas State: Contributed two tackles on the day, both of the solo variety ... at Oklahoma State: Again tallied two solo tackles against the nationally ranked Cowboys while in Stillwater ... at Iowa State: Made a pair of solo tackles against the Cyclones in Ames, his third-straight game doing so for



the Jayhawks ... Baylor: Appeared in his 10th game of the year for the Jayhawks, but did not record any stats on the afternoon.

**2018 (at Iowa Western CC):** Earned a three-star rating from both Rivals.com and 247Sports.com ... Ranked number 33 in 247Sports.com's JUCO rankings ... Played in 12 games, picking up 43 total tackles including 5.0 sacks and 10.0 tackles-for-loss.

**High School:** Played for head coach Michael Huffman at Belleview West HS.

**Personal:** Son of Candace and Oudios Lee ... Plans to major in pre-law ... Chose Kansas over offers from FAU, Houston, Iowa, Iowa State, Louisville and others.

#### Career Defensive Stats

Date	Opponent	UA-At-TT	TFL	Sack	Int.	PD	FF/R
9-7-19	Coastal Carolina	4-1-5	0.5-1	0.5-1	0	0	0/0
9-13-19	at Boston College	1-2-3	0.5-3	0.5-3	0	0	0/0
9-21-19	West Virginia	1-1-2	0.0	0.0	0	0	0/0
9-28-19	at TCU	1-0-1	0.0	0.0	0	0	0/0
10-26-19	Texas Tech	1-0-1	0.0	0.0	0	0	0/0
11-2-19	K-State	2-0-2	0.0	0.0	0	0	0/0
11-16-19	at Oklahoma State	2-0-2	0.0	0.0	0	0	0/0
11-23-19	at Iowa State	2-0-2	0.0	0.0	0	0	0/0
<b>2019</b>		<b>14-4-18</b>	<b>1.0-4</b>	<b>1.0-4</b>	<b>0</b>	<b>0</b>	<b>0/0</b>
9-12-20	Coastal Carolina	0-1-1	0.0	0.0	0	0	0/0
10-17-20	at West Virginia	0-3-3	0.5-1	0.0	1	0	0/0
10-24-20	at Kansas State	1-0-1	0-0	0-0	0	0	0/0
10-31-20	Iowa State	1-0-1	0-0	0-0	0	0	0/0
11-7-20	at Oklahoma	0-1-1	0-0	0-0	0	0	0/0
<b>2020</b>		<b>2-5-7</b>	<b>0.5-1</b>	<b>0.0</b>	<b>1</b>	<b>0</b>	<b>0/0</b>
9-3-21	South Dakota	3-1-4	0-0	0-0	0	0	0/0
9-10-21	at Coastal Carolina	1-1-2	0.5-0	0.5-0	0	0	1/0
9-18-21	Baylor	1-0-1	1.0-2	0-0	0	0	0/0
9-25-21	at Duke	0-2-2	0-0	0-0	0	0	0/0
10-2-21	at Iowa State	2-1-3	0-0	0-0	0	0	0/0
10-16-21	Texas Tech	0-1-1	0-0	0-0	0	0	0/0
10-23-21	Oklahoma	1-0-1	0-0	0-0	0	0	0/0
11-6-21	Kansas State	4-0-4	1.0-20	1.0-20	0	0	0/0
11-13-21	at Texas	1-0-1	0-0	0-0	0	0	0/0
11-20-21	at TCU	0-3-3	0-0	0-0	0	0	0/0
11-27-21	West Virginia	1-0-1	0-0	0-0	0	0	0/0
<b>2021</b>		<b>17-6-23</b>	<b>2.5-22</b>	<b>1.5-22</b>	<b>0</b>	<b>0</b>	<b>1/0</b>
<b>Career</b>		<b>29-18-47</b>	<b>4.5-22</b>	<b>2.0-22</b>	<b>1</b>	<b>0</b>	<b>1/0</b>

**Career Highs:** Tackles - 5 (vs. Coastal Carolina, 9-7-19), Tackles for Loss - 1 (vs. Baylor, 9-18-21), Sacks - 0.5 (Three Times, MR - a at Coastal Carolina, 9-10-21), Interceptions - 1 (at West Virginia, 10-17-20)



WHAT

WE

WHAT

WE

PLAY

WHAT

PLAY

FOR







# COACHES AND STAFF





## THE LEIPOLD FILE

<b>Position:</b>	Head Coach
<b>Alma Mater:</b>	Wisconsin-Whitewater, 1987
<b>Wife:</b>	Kelly
<b>Children:</b>	Lindsey and Landon

## COACHING HISTORY

<b>2021-present</b>	Kansas (Head Coach)
<b>2015-21</b>	Buffalo (Head Coach)
<b>2007-14</b>	Wisconsin Whitewater (Head Coach)
<b>2004-06</b>	Nebraska-Omaha (Assistant Head Coach/Offensive Coordinator)
<b>2001-03</b>	Nebraska (Administrative Assistant/Recruiting)
<b>1991-93</b>	Wisconsin (Graduate Assistant)
<b>1990</b>	Wisconsin-Whitewater (Assistant Coach)
<b>1989</b>	Doane (Assistant Coach)
<b>1988</b>	Wisconsin-Whitewater (Wide Receivers)
<b>1987</b>	Wisconsin-Whitewater (Quarterbacks)



## LANCE LEIPOLD

is a six-time National Champion, a five-time conference coach of the year and the fastest coach in NCAA history to reach 100 career wins, has been named the 41st head coach in Kansas Football history, Director of Athletics Travis Goff announced on April 30, 2021.

Leipold arrived at Kansas after a successful six-year stay at Buffalo, where in his final three seasons, he posted three straight winning seasons for the first time in 20 years. He won 24 games over the final three seasons, which included a seven-game shortened-season schedule in 2020 because of the COVID-19 pandemic, marking the most successful three-year run in Buffalo history.

A proven winner with a strong track record for player development, Leipold served as the head coach at Wisconsin-Whitewater for eight seasons from 2007 to 2014, capturing six NCAA Division III national championships and tallying an astounding record of 109-6.

After taking over a rebuilding Buffalo program that went 7-17 in his first two seasons, Leipold put together a record of 30-16 over his final four seasons, including three bowl appearances and two bowl victories with the Bulls. Leipold is coming off a 2020 season at Buffalo that brought unprecedented success to the program. The Bulls went a perfect 5-0 in the regular season and won the MAC East Division title for the second-straight year. Leipold's squad also beat Marshall in the Camellia Bowl for the program's second ever bowl win and second in as many years.

Buffalo also appeared in the Associated Press Top 25 at No. 24 on December 6, 2020, marking the first-time in school history the Bulls appeared in the national rankings. The team finished the season ranked 25th in both the AP poll and the Amway Coaches Poll. Leipold was named the MAC Coach of the Year for the second time in his career after the record-breaking season.

Showcasing his pristine reputation for player development and a keen eye for recruiting, Buffalo tied a school-record with 12 All-MAC selections in 2020, all of whom were recruited by Leipold. Running back Jaret Patterson led the way, rushing for 1,072 yards in just six games, including a 409-yard performance against Kent State, which is the second-best performance in FBS history.

Patterson was named the winner of the Vern Smith Leadership Award, given to the MVP of the MAC and was also named the MAC Offensive Player of the Year under Leipold's tutelage.

Buffalo also had 12 all-conference players in 2019, a season that culminated in the school's first-ever bowl victory – a 31-9 win over Charlotte in the Makers Wanted Bahamas Bowl. The 2019 team featured one of the best defenses in the school's history. Buffalo ranked seventh nationally in total defense, allowing 291.9 yards per game. The Bulls were also fourth nationally against the run, allowing 94.2 yards per game.

In 2018, Buffalo won 10 games in a season for the first time ever in program history. Leipold's team went 7-1 in MAC play and won the East Division title. The Bulls also won 42-13 at Rutgers, marking the school's first-ever win over a Power 5 opponent. He



was named the MAC Coach of the Year and was also a semifinalist for the George Munger College Coach of the Year Award.

In that 2018 season, the Buffalo offense had a record-breaking season. Buffalo scored 484 points, 64 touchdowns and totaled 5,803 yards of total offense, establishing new school records in each category. Quarterback Tyree Jackson was named the MAC Offensive Player of the Year, while Patterson earned MAC Freshman of the Year honors.

In Leipold's third season in 2017, the Bulls gained bowl eligibility for just the third time as an FBS program. The Bulls offense averaged 432 yards per game and led the conference in passing yards per game at 291. Showing an ability for explosive plays, Buffalo produced 20 plays of 45 or more yards on the season.

Leipold became the head coach at Buffalo in December of 2014 after a triumphant career as the head coach at Wisconsin-Whitewater, which saw him earn six National Coach of the Year awards. In his

first season there in 2007, the Warhawks went 14-1 and won the Division III national championship. In 2008, the team made it back to the title game and fell to Mount Union.

Wisconsin-Whitewater then went 45-0 over the next three seasons, winning three straight national championships. After a 7-3 campaign in 2012, Whitewater went 30-0 combined in 2013 and 2014 winning two more national titles with Leipold at the helm.

During his time there, Warhawk players totaled 56 All-America honors, with running back Justin Beaver winning the Gagliardi Trophy as the top player in Division III. Brent Allen won the Division III Rimington Award as the top center. Running back Levell Coppage earned D3Football.com Offensive Player of the Year honors, while Cole Klotz won those honors on the defensive side.

Leipold, a native of Jefferson, Wisconsin, began his coaching career at Whitewater in 1987 as a quarterbacks coach. He moved to the University of

Wisconsin in 1991, where he served as a graduate assistant for Barry Alvarez for three seasons and helped the Badgers win a Big Ten title and a Rose Bowl appearance in 1993.

He then served as an assistant coach at Division II Nebraska-Omaha from 1994-2000, helping the Mavericks become three-time conference champions. He was promoted to offensive coordinator in 2000, before moving on to Nebraska where he worked for Frank Solich for four seasons. He then returned to Nebraska-Omaha for three years as the associate head coach and offensive coordinator, before moving on to Wisconsin-Whitewater in 2007.

Leipold is a 1987 graduate of Wisconsin-Whitewater, where he was a standout quarterback. He is a member of the AFCA Ethics Committee as well as the AFCA Board of Trustees.

Leipold and his wife Kelly, have a daughter, Lindsey, and a son, Landon. Lindsey plays volleyball at Lamar University.

## YEAR-BY-YEAR AS HEAD COACH

YEAR	TEAM	RECORD	BOWL	NOTES
2021	Kansas	2-10		
2020	Buffalo	6-1	Camellia	Ranked No. 25
2019	Buffalo	8-5	Bahamas	1st Postseason Ranking in School History
2018	Buffalo	10-4	Dollar General	1st Bowl Win in School History
2017	Buffalo	6-6		1st 10-win Season in School History
2016	Buffalo	2-10		
2015	Buffalo	5-7		
2014	Wisconsin-Whitewater	15-0		Division III National Champs
2013	Wisconsin-Whitewater	15-0		Division III National Champs
2012	Wisconsin-Whitewater	7-3		
2011	Wisconsin-Whitewater	15-0		Division III National Champs
2010	Wisconsin-Whitewater	15-0		Division III National Champs
2009	Wisconsin-Whitewater	15-0		Division III National Champs
2008	Wisconsin-Whitewater	13-2		
2007	Wisconsin-Whitewater	14-1		Division III National Champs

**Wisconsin-Whitewater (8 years):** 109-6

**Buffalo Record (6 years):** 37-33

**Kansas Record (1 year):** 2-10

**Career Record (14 years):** 148-49

## YEAR-BY-YEAR AS ASSISTANT COACH

YEAR	TEAM	RECORD	BOWL	NOTES
2006	Nebraska-Omaha	8-3		Division II Playoffs; Conference Champs
2005	Nebraska-Omaha	8-3		Division II Playoffs; Conference Champs
2004	Nebraska-Omaha	8-3		Conference Champs
2003	Nebraska	10-3	Alamo	Ranked No. 19
2002	Nebraska	7-7	Independence	
2001	Nebraska	11-2	Rose	Ranked No. 8
2000	Nebraska-Omaha	11-2		Division II Playoffs; Conference Champs
1999	Nebraska-Omaha	7-4		
1998	Nebraska-Omaha	9-3		Division II Playoffs; Conference Champs
1997	Nebraska-Omaha	8-3		
1996	Nebraska-Omaha	10-2		Division II Playoffs; Conference Champs
1995	Nebraska-Omaha	3-8		
1994	Nebraska-Omaha	1-10		
1993	Wisconsin	10-1-1	Rose	Ranked No. 6
1992	Wisconsin	5-6		
1991	Wisconsin	5-6		
1990	Wisconsin-Whitewater	10-1		Division III Playoffs; Conference Champs
1989	Doane	5-4-1		
1988	Wisconsin-Whitewater	9-3		Division III Playoffs; Conference Champs
1987	Wisconsin-Whitewater	7-3-1		



**Head Coach at Kansas****(2-10, 1-8) Big 12: 10th**

DATE	OPPONENT	RESULT
9-3-21	South Dakota	W, 17-14
9-10-21	at Coastal Carolina	L, 22-49
9-18-21	Baylor*	L, 7-45
9-25-21	at Duke	L, 33-52
10-2-21	at Iowa State*	L, 7-59
10-16-21	Texas Tech (HC)*	L, 14-41
10-23-21	Oklahoma*	L, 23-35
10-30-21	at Oklahoma State*	L, 3-55
11-6-21	Kansas State*	L, 10-35
11-13-21	at Texas*	W, 57-56 (OT)
11-20-21	at TCU*	L, 28-31
11-27-21	West Virginia*	L, 28-34

**Head Coach at Buffalo****2020 (6-1, 5-1) MAC East: 1st**

DATE	OPPONENT	RESULT
11-4-20	at Northern Illinois*	W, 49-30
11-10-20	Miami (OH)*	W, 42-10
11-17-20	at Bowling Green*	W, 42-17
11-28-20	Kent State*	W, 70-41
12-12-20	Akron*	W, 56-7
12-18-20	Ball State	L, 28-38
	MAC Championship (Detroit, Mich.)	
12-25-20	Marshall	W, 17-10
	Camelia Bowl (Montgomery, Ala.)	

**2019 (8-5, 5-3) MAC East: T-2nd**

DATE	OPPONENT	RESULT
8-29-19	Robert Morris	W, 38-10
9-7-19	at #15 Penn State	L, 13-45
9-14-19	at Liberty	L, 17-35
9-21-19	Temple	W, 38-22
9-28-19	at Miami (OH)*	L, 20-34
10-5-19	Ohio*	L, 20-21
10-19-19	at Akron*	W, 21-0
10-26-19	Central Michigan*	W, 43-20
11-2-19	at Eastern Michigan*	W, 43-13
11-14-19	at Kent State*	L, 27-30
11-20-19	Toledo*	W, 49-30
11-29-19	Bowling Green*	W, 49-7
12-20-19	Charlotte	W, 31-9

*Makers Wanted Bahamas Bowl (Nassau, Bahamas)***2018 (10-4, 7-1) MAC East: 1st**

DATE	OPPONENT	RESULT
9-1-18	Delaware State	W, 48-10
9-8-18	at Temple	W, 36-29
9-15-18	Eastern Michigan*	W, 35-28
9-22-18	at Rutgers	W, 42-13
9-29-18	Army	L, 13-42
10-6-18	at Central Michigan*	W, 34-24
10-13-18	Akron*	W, 24-6
10-20-18	at Toledo*	W, 31-17
10-30-18	Miami (OH)*	W, 51-42
11-6-18	Kent State*	W, 48-14
11-14-18	at Ohio*	L, 17-52
11-23-18	at Bowling Green*	W, 44-14
11-30-18	Northern Illinois*	L, 29-30
	MAC Championship (Detroit, Mich.)	
12-22-18	Troy	L, 32-42
	Dollar General Bowl (Mobile, Ala.)	

**2017 (6-6, 4-4) MAC East: 3rd**

DATE	OPPONENT	RESULT
8-31-17	at Minnesota	L, 7-17
9-9-17	at Army	L, 17-21
9-16-17	Colgate	W, 33-10
9-23-17	Florida Atlantic	W, 34-31
9-30-17	at Kent State*	W, 27-13
10-7-17	Western Michigan	L, 68-71
10-14-17	Northern Illinois*	L, 13-14
10-21-17	Miami (OH)*	L, 14-24
10-28-17	at Akron*	L, 20-21
11-7-17	Bowling Green*	W, 38-28
11-16-17	at Ball State*	W, 40-24
11-24-17	Ohio*	W, 31-24

**2016 (2-10, 1-7) MAC East: 6th**

DATE	OPPONENT	RESULT
9-2-16	Albany	L, 16-22
9-17-16	at Nevada	L, 14-38
9-24-16	Army	W, 23-20
10-1-16	at Boston College	L, 3-35
10-8-16	Kent State*	L, 20-44
10-15-16	Ball State*	L, 21-31
10-22-16	at Northern Illinois*	L, 7-44
10-27-16	Akron*	W, 41-20
11-3-16	at Ohio*	L, 10-34
11-12-16	Miami (OH)*	L, 24-35
11-19-16	at Western Michigan*	L, 0-38
11-25-16	at Bowling Green*	L, 19-27

**2015 (5-7, 13-5) MAC East: 4th**

DATE	OPPONENT	RESULT
9-5-15	Albany	W, 51-14
9-12-15	at Penn State	L, 14-27
9-19-15	at Florida Atlantic	W, 33-15
9-26-15	Nevada	L, 21-24
10-3-15	Bowling Green*	L, 22-28
10-17-15	at Central Michigan*	L, 14-51
10-24-15	Ohio*	W, 41-17
10-29-15	at Miami (OH)*	W, 29-24
11-5-15	at Kent State*	W, 18-17
11-11-15	Northern Illinois*	L, 30-41
11-21-15	at Akron*	L, 21-42
11-27-15	Massachusetts*	L, 26-31

**ALL-TIME AGAINST****(39-43) VS. DIVISION I**

OPPONENT	RECORD
Akron	4-2
Albany	1-1
Army	1-2
Ball State	1-2
Baylor	0-1
Boston College	0-1
Bowling Green	4-2
Central Michigan	2-1
Charlotte	1-0
Coastal Carolina	0-1
Colgate	1-0
Duke	0-1
Delaware State	1-0
Eastern Michigan	2-0
Florida Atlantic	2-0
Iowa State	0-1
Kansas State	0-1
Kent State	4-2
Liberty	0-1
Marshall	1-0
Massachusetts	0-1
Miami (Ohio)	3-3
Minnesota	0-1
Nevada	0-2
Northern Illinois	1-4
Ohio	2-3
Oklahoma	0-1
Oklahoma State	0-1
Penn State	0-2
Robert Morris	1-0
Rutgers	1-0
South Dakota	1-0
TCU	0-1
Temple	2-0
Texas	1-0
Texas Tech	0-1
Toledo	2-0
Troy	0-1
West Virginia	0-1
Western Michigan	0-2





## THE BORLAND FILE

<b>Position:</b>	Defensive Coordinator
<b>Alma Mater:</b>	Morningside College, 1985
<b>Wife:</b>	Gayle
<b>Children:</b>	Evan and Jaren

## COACHING HISTORY

<b>2021-present</b>	Kansas (Defensive Coordinator)
<b>2015-21</b>	Buffalo (Defensive Coordinator)
<b>1994-2014</b>	Wisconsin Whitewater (Assistant Coach)
<b>1991-94</b>	Baker University (Assistant Coach)
<b>1989-91</b>	Minnesota-Morris (Defensive Coordinator)
<b>1988-89</b>	Florida (Graduate Assistant)
<b>1986-88</b>	Arizona Western (Assistant Coach)
<b>1985-86</b>	Wisconsin (Graduate Assistant)

## BRIAN BORLAND

joined the Kansas football staff as defensive coordinator in May 2021. He came to KU after six seasons at Buffalo under KU head coach Lance Leipold.

Complementing a record-breaking offense, Buffalo's defense also had a strong season in 2020. The Bulls led the Mid-American Conference in total defense (360.4) and ranked second in the league in scoring defense (21.9). Buffalo led the MAC in sacks for the second straight year with 20 in a shortened season, which the Bulls went 6-1. Three members of the Buffalo defense were named All-MAC in 2020.

In 2019, Borland oversaw a defense that was arguably one of the best in school history. The Bulls led the MAC and ranked seventh in the nation in total defense, allowing 291 yards per game. Buffalo was especially stout against the run, allowing only 94.2 yards per game – good for fourth best in the national rankings and tops in the conference. Seven members of the Buffalo defense were named All-MAC in 2019. Buffalo ranked third in the MAC in total defense in 2018, allowing 355.4 yards per game – less than two yards per game behind first place. The Bulls ranked second in the conference with 14 interceptions in 2018. It was the most by a Buffalo team since 2013. Eight different players recorded interceptions on the year.

Borland led a unit that ranked fifth in the MAC in scoring defense (24.8) in 2017 and had three defensive players were named All-MAC.

In 2016, Borland guided a defense that led the MAC and ranked 13th in the nation in pass defense, allowing 181.5 yards per game.

The Bulls were a very opportunistic defense in 2015,

as they scored a school-record seven defensive touchdowns (by seven different players) to rank second in the nation. Three members of Borland's defense were named to the All-MAC team in 2015.

Borland also oversaw the development of five players who were either drafted or signed as NFL free agents during his time at Buffalo, while 20 defensive players earned all-conference honors during his tenure.

Prior to Buffalo, Borland spent the previous 21 seasons at Wisconsin-Whitewater. Since 2002, Borland served as the Warhawks defensive coordinator.

Borland began at UW-W in 1994, also serving as the defensive backs coach. He was a 2015 Wisconsin Football Coaches Association Hall of Fame inductee.

Borland was named Division III Coordinator of the Year in 2013 by Footballscoop.com after helping lead the Warhawks to the NCAA Division III national championship, the team's fifth in seven seasons. UW-Whitewater led the nation in scoring defense, allowing just 9.1 points per contest, and ranked No. 1 in the country in fumbles recovered (19) and turnovers forced (44) in 2013.

From 2009-14, Borland's defenses led the Wisconsin Intercollegiate Athletic Conference and ranked among the top 20 in the nation in rushing defense, scoring defense and total defense. The Warhawks also led the league in pass efficiency from 2010-13. During his time at Wisconsin-Whitewater, Borland coached at least one first-team all-conference player at his position from 1994 to 2014. He also coached the D3Football.com National Defensive Player of the Year on three separate occasions (2006, 2008 and 2013).

Borland earned Wisconsin Collegiate Assistant Coach of the Year honors from the Wisconsin Football Coaches Association in both 2004 and 2006. In 2009, Borland led the Warhawks to the fourth-best scoring defense in Division III. In 2010, the Warhawks were ranked second in NCAA Division III in run defense. In 2011, Borland's rushing defense was ranked first in the WIAC.

From 1994-2002, Borland also coached track and field at UW-Whitewater. In 2000, he led the Whitewater women's track and field team to a fourth-place finish at the NCAA Division III Outdoor Track and Field Championships. He earned NCAA D-III national coach of the year honors for his successful season.

Prior to Whitewater, Borland was the defensive coordinator for three years at Baker University (Kan.) from 1991-93, and at the University of Minnesota-Morris from 1989-90. He also was the head women's softball coach at Baker University and head track and field coach at Minnesota-Morris. Borland's other stops include stints as a graduate assistant football coach at the University of Florida and at the University of Wisconsin. He also coached defensive backs at Arizona Western College.

Borland played his college football at Morningside (Iowa) College (1981-84) where he was a four-year letterwinner and three-year starter at defensive back, and a team captain.

He has a wife, Gayle, and two sons, Evan and Jaren.







## THE KOTELNICKI FILE

<b>Position:</b>	Offensive Coordinator
<b>Alma Mater:</b>	Wisconsin-River Falls, 2004
<b>Wife:</b>	Lindsey
<b>Children:</b>	Maximus and Joy

## COACHING HISTORY

<b>2021-present</b>	Kansas (Offensive Coordinator)
<b>2015-21</b>	Buffalo (Offensive Coordinator)
<b>2013-14</b>	Wisconsin Whitewater (Offensive Coordinator)
<b>2011-12</b>	University of Mary (Offensive Coordinator)
<b>2011-12</b>	Wisconsin-River Falls (Offensive Coordinator)
<b>2004-05</b>	Western Illinois (Assistant Coach)

## ANDY KOTELNICKI

joined Lance Leipold's staff in May 2021 as the offensive coordinator. Kotelnicki came to Kansas after seven seasons at Buffalo. Since 2018, Buffalo's offense ranked high nationally and broke many school records.

Despite a shortened season in 2020 due to the COVID-19 pandemic, the Buffalo offense still posted historic numbers while going 6-1. The Bulls averaged a school-record 478.4 yards of total offense per game and a school-record 287.4 yards per contest rushing. Buffalo ranked second in the nation in rushing offense (287.4) and fifth in the nation in scoring offense at 43.5 points per game.

Also in 2020, Buffalo rushed for 32 touchdowns, four shy of the school record for a single season in only seven games. Bulls All-American running back Jaret Patterson led the nation in rushing, averaging 178.7 yards per game. Against Kent State, the Bulls scored a school-record 70 points. Also against the Flashers, Patterson tied an FBS record with eight rushing touchdowns and rushed for 409 yards, the second most ever in an FBS game. He and Kevin Marks combined to rush for 515 yards, which, at the time, was the most ever by two players in an FBS game.

As a result of Buffalo's successful 2020 season, Kotelnicki was named one of four finalists for the FootballScoop Offensive Coordinator of the Year Award. He was the only finalist from a non-Power 5 conference.

In 2019, Kotelnicki's offense rushed for 3,256 yards, shattering the single-season school record. Patterson rushed for a school-record 1,799 yards and 19 touchdowns in 2019 and ranked fifth in the nation in rushing. Fellow Buffalo sophomore Kevin Marks rushed for 1,035 yards – marking the first time in school history UB had two 1,000-yard rushers in the same season.

Buffalo ranked 10th in the nation in rushing offense in 2019. In addition, the Bulls' 36 rushing touchdowns tied the single-season school record.

Buffalo featured a record-breaking offense in 2018. The Bulls shattered the program record for single-season total offense posting 5,803 yards on the year. Buffalo scored 64 offensive touchdowns in 2018, which was also a school record.

Patterson became the first freshman in school history to rush for 1,000 yards in a season, finishing with 1,013 yards en route to being named the MAC Freshman of the Year. Patterson scored 14 touchdowns and fellow running back Marks scored 13 touchdowns, marking the first time in school history two different players scored 13 or more touchdowns in the same season.

Quarterback Tyree Jackson was named the 2018 MAC Offensive Player of the Year – the first time in school history a Buffalo player won the award. In addition, seven offensive players were named All-MAC in 2018.

Buffalo's offense made significant progress under Kotelnicki in 2017. The Bulls ranked second in the MAC in total offense, averaging 432 yards per game. Other notable numbers from the 2017 season included ranking sixth in the nation in most improved scoring offense; sixth in the nation in most improved passing offense; eighth in the nation in turnovers lost; third in the MAC in points per possession; second in the MAC in fewest 3-and-outs; third in MAC in total offense and first in the MAC in third down conversion percentage.

In 2016, the Bulls had three offensive players named All-MAC, including tight end Mason Schreck (2nd team), running back Jordan Johnson (3rd team) and center James O'Hagan (3rd team). Redshirt-freshman quarterback Jackson threw for 1,772 yards – the most ever by a Buffalo freshman quarterback. Jackson also became the first freshman quarterback to throw for 300 yards in a game (he did it twice).

In 2015, the Bulls averaged 249.5 passing yards and 136.9 rushing yards per game. Also the quarterbacks coach, Kotelnicki oversaw a passing game that had 283 pass completions – the second most in school history for a single season. The Bulls' 23.6 completions per game were the most ever at UB.

Prior to Buffalo, Kotelnicki spent two seasons at Wisconsin-Whitewater as offensive coordinator and recruiting coordinator.

At UWW, Kotelnicki led an offense that led the Wisconsin Intercollegiate Athletic Conference (WIAC) in scoring offense (40.1), rushing offense (218.2) and passing offense (269.5) in 2014 en route to a perfect 15-0 season and the programs' sixth Stagg Bowl national championship in eight seasons.

The Warhawks featured one of the most efficient offensive attacks in the nation under Kotelnicki's leadership in 2013. Whitewater led the WIAC and ranked among the top five in the nation in first downs (311), interceptions allowed (1) and turnover margin (+2.3).

The Warhawks offense also led the conference in red zone offense, converting scores on 85.9 percent of drives inside the 20-yard line, and set single-season team records in passes completed (312) and passing touchdowns (42) in 2013.

Prior to Whitewater, Kotelnicki served as offensive coordinator at the University of Mary, an NCAA Division II school in Bismarck, N.D., for two seasons. In his first year as coordinator, the Marauders scored over 10 points per game more than the previous season and led the Northern Sun Intercollegiate Conference in scoring offense, total offense and passing efficiency. During his tenure, Kotelnicki mentored nine All-NSIC North Division honorees, the sixth 1,000-yard rusher in the school's history and an All-America wide receiver.

Kotelnicki spent six seasons as an assistant coach at UW-River Falls, including four as offensive coordinator, in 2003 and from 2006-10. The Falcons set 24 offensive school records during his second stint, and he was promoted to assistant head coach for the 2010 campaign.

Kotelnicki worked at Western Illinois, where he coached tight ends, special teams and the offensive line, from 2004-06. He was also an assistant strength and conditioning coach from 2004-05 and the interim strength and conditioning coach in 2006.

After earning a bachelor's in exercise and sport science from UW-River Falls in 2004, Kotelnicki picked up a master's in kinesiology from Western Illinois in 2006. He is a member of the American Football Coaches Association and the Wisconsin Football Coaches Association.

Kotelnicki and his wife, Lindsey, have a son, Max, and daughter, Joy.





## THE FUCHS FILE

**Position:** Assistant Coach - Offensive Line  
**Alma Mater:** North Dakota State, 1995  
**Wife:** Emily  
**Children:** Hank, Jack and Gus

## COACHING HISTORY

**2021-present** Kansas (Offensive Line)  
**2019-20** Buffalo (Offensive Line)  
**2014-18** Wyoming (Offensive Line)  
**2009-13** North Dakota state (Offensive Line)  
**2008** Southern Illinois (Offensive Line)  
**2007** Grand Valley State (Offensive Line)  
**2003-06** Nebraska-Omaha (Offensive Line)  
**2000-02** Minnesota-Crookston (Offensive Line)  
**1999** Wisconsin-Eau Claire (Offensive Line)  
**1997-98** Valley City State (Offensive Line)  
**1994-96** North Dakota State (Graduate Assistant)

## SCOTT FUCHS

joined the Kansas football staff in May 2021 as offensive line coach. Fuchs is a 26-year veteran of college coaching and comes to KU after coaching for two seasons at Buffalo. Fuchs has worked with Kansas head coach Lance Leipold at various stops, including Buffalo and Nebraska-Omaha from 2004-06.

While at Buffalo, Fuchs has helped build the offensive line into one of the strongest units on the team. In 2020, Buffalo ranked second in the nation in rushing yards per game (287.4) and allowed only one sack on the season, which tied for the fewest in the country. Three of the Bulls' starting offensive linemen were named All-MAC, including Kayode Awosika who in 2021 signed an NFL free agent contract to play for the Philadelphia Eagles. Awosika was second-team All-American by the Football Writers Association of America (FWAA).

Under Fuchs, in 2019 and 2020, the Bulls were semifinalists for the Joe Moore Award, given annually to the best offensive line unit in the nation. In 2020, Fuchs was named one of five finalists for the FootballScoop Offensive Line Coach of the Year Award. He was also nominated for the 2020 Broyles Award, given to the top assistant coach in college football.

Prior to Buffalo, Fuchs spent five seasons at Wyoming from 2014-18. While at Wyoming, Fuchs developed All-American center Chase Roullier who went on to start for the Washington Football Team in the NFL. Fuchs helped design a blocking scheme for Wyoming running back Brian Hall who rushed for a school-record 4,287 over his career and helping coach an offense that ranked second in the nation in redzone offense in 2017. In 2016, Fuchs helped coach the Cowboy offense average 35.9 points per game, which ranked No. 2 in the Mountain West and No. 25 in the nation.

Fuchs coached the offensive line at North Dakota State, his alma mater, from 2009-13 before being hired at Wyoming. He helped lead the Bison to an astounding 43-2 record and three national titles between 2011 and 2013. In 2012 and 2013, Fuchs coached Consensus First Team All-America offensive tackle Billy Turner. Turner was selected in the third round of the 2014 NFL Draft by the Miami Dolphins. All total, Fuchs has coached nine All-Americans and 38 all-conference performers during his career.

Prior to returning to his alma mater, Fuchs coached one season at Southern Illinois in 2008. That team tied for the conference title and advanced to the first round of the FCS Playoffs. He also coached at Grand Valley State (2007), Nebraska-Omaha (2003-06), Minnesota-Crookston (2000-02), Wisconsin-Eau Claire (1999) and Valley City State (1997-98). The only school Fuchs did not coach the offensive line was his one season at Wisconsin-Eau Claire when he coached the defensive line.

As a player, Fuchs was named to the 1993 Kodak/American Football Coaches Association first-team All-America squad as a senior offensive guard at North Dakota State. NDSU won three consecutive North Central Conference rushing titles during his three years as a starter. Fuchs was part of three North Central Conference Championship teams at NDSU in 1990, 1991 and 1992. In 1990 the Bison captured the NCAA Division II National Championship.

Fuchs earned his bachelor of science degree from North Dakota State in physical education and social science education in 1995 and his master of education degree with a specialization in physical education and athletic administration from NDSU in 1997.

Scott and his wife, Emily, have three boys, Hank, Jack and Gus.







## THE ONATOLU FILE

**Position:** Assistant Coach - Defensive Ends/Special Teams  
**Alma Mater:** Nebraska-Omaha, 2006  
**Wife:** Jennifer  
**Children:** Isaiah

## COACHING HISTORY

**2021-present** Kansas (Defensive Ends/Special Teams)  
**2021** Kansas (Analyst)  
**2018-21** Buffalo (Defensive Ends)  
**2016-18** Buffalo (Cornerbacks)  
**2015-16** Buffalo (Player Personnel)  
**2010-15** Missouri State (Inside Linebackers)  
**2007-10** Nebraska-Omaha (Assistant Coach)  
**2006-07** Nebraska-Omaha (Graduate Assistant)

## TAIWO ONATOLU

serves as an assistant coach working with the defensive ends and special teams under head coach Lance Leipold.

Onatolu spent the 2021 season as an analyst on the Jayhawks' staff, before being promoted to an assistant coach in 2021. Onatolu previously worked at Buffalo as the defensive ends coach for three seasons and the cornerbacks coach for four seasons. While with the Bulls, he also coaches the specialists and had a stint as the director of player personnel.

During the 2020 season, Onatolu guided UB's defensive ends to record 12.5 of UB's 20 sacks to lead the MAC. Malcolm Koonce led the way with five sacks en route to earning All-MAC First Team honors for the second-straight season.

Under the guidance from Onatolu, the defensive unit was one of UB's strongest in 2019 as UB players ranked 1-2-3 in the MAC in sacks on the season behind Malcolm Koonce's (9), Taylor Riggins' (8.5) and Ledarius Mack's (8) stellar seasons. Koonce and Riggins were named to the All-MAC First Team and Mack was a second-team selection. Defensive ends

accounted for 27.5 of the school-record 43 sacks the Bulls registered in 2019.

In 2018, Buffalo ranked fifth in the Mid-American Conference in pass defense, allowing 194 yards passing per game. The Bulls recorded 14 interceptions, eight of which came from cornerbacks. Cameron Lewis was named All-MAC Second Team after posting three interceptions and six pass breakups on the year.

While working with the corners, Onatolu helped lead Buffalo to be ranked fifth in the Mid-American Conference in pass defense in 2017, allowing 205 yards per game and added eight interceptions. In 2016, UB's defense led the MAC and ranked 13th in the nation in pass defense – allowing 181.5 yards per game.

Prior to his stint at Buffalo, Onatolu spent five seasons at Missouri State working as an inside linebackers coach. In his first season at Missouri State in 2011, guided senior in David Ingram and a redshirt freshman in Andrew Beisel to outstanding seasons. Beisel went on to record a team-high 84 tackles, becoming the first MSU freshman since 1998 to lead the team in total stops and earned MVFC All-Newcomer Team distinctions. Ingram, who started all 11 games, tallied 77 tackles and finished third on the squad.

In 2012, Onatolu used five different starters in his rotation, including Beisel who led all middle linebackers with 73 stops in 10 games. Redshirt sophomore Christian Hoffmann brought down 41 ball carriers with five starts in an impressive debut campaign.

It was Beisel and Hoffmann who led Onatolu's inside backers again in 2013. Beisel tallied 96 stops while starting 12 games and earned All-MVFC honorable mention honors his junior campaign, while Hoffman earned nine starts with 36 stops. The tandem helped

MSU rank among the national leaders in red zone defense, rushing defense, scoring defense and passing defense, while ranking as one of the top defensive units in the MVFC.

A native of Papillion, NE, Onatolu served as an assistant at his alma mater from 2007-10 at the University of Nebraska-Omaha.

As a student-athlete, Onatolu was a standout linebacker at UNO, starting four seasons for the Mavericks, earning All-NCC First Team honors three times and All-America First Team honors in 2004. He was the North Central Conference's Most Valuable Linebacker in 2004 after posting 98 tackles and five interceptions. He was in on 71 tackles as a senior, helping him earn All-America second and third-team honors by different agencies.

Onatolu finished his four-year stint at ONU as the program's No. 2 all-time tackler with 371 total stops. He also tallied 46.5 tackles for loss, 12.5 sacks, seven interceptions and 182 solo tackles in 44 games. He helped the Mavericks to a pair of NCC titles and a 2005 playoff appearance.

After completing his degree in communications, public affairs and community service from UNO in 2006, Onatolu stayed at UNO for two years as a graduate assistant coach, working with the team's linebackers.

Onatolu has a twin brother, Kenny, who has enjoyed a professional career that began with the Edmonton Eskimos in the Canadian Football League and included stints with the Minnesota Vikings and Carolina Panthers. He was also an All-NCC linebacker.

Onatolu and his wife, Jennifer, have a son, Isaiah.







## THE PANAGOS FILE

**Position:** Assistant Coach - Defensive Tackles  
**Alma Mater:** Maryland, 1993  
**Wife:** Maureen  
**Children:** Olivia, Jack and Hayden

## COACHING HISTORY

**2022-Present** Kansas (Defensive Tackles)  
**2020-21** Rutgers (Defensive Line)  
**2019** Minnesota (Defensive Line)  
**2017-18** Temple  
 (Asst. Head Coach/Defensive Line/Run Game Coord.)  
**2016** Pittsburgh (Defensive Consultant)  
**2012-15** Rutgers (Defensive Line)  
**2007-11** UCF (Defensive Line)  
**2002-05** Minnesota Vikings  
 (Asst. Defensive Line/Asst. Special Teams/Defensive Quality Control)  
**1994-97** C.R. James HS - Florida (Assistant Coach)  
**1993** Maryland (Defensive Line)

## JIM PANAGOS

joined Kansas head coach Lance Leipold's staff as the program's new defensive tackles coach on February 1, 2022. Panagos brings more than 20 years of collegiate and NFL coaching experience with him to Lawrence.

Panagos spent the past two seasons at Rutgers, coaching the defensive line. He has also coached the defensive line at Minnesota, Temple and UCF, in addition to spending four seasons with the Minnesota Vikings.

"Coach Panagos is an excellent addition to our coaching staff, and I'm very excited to work with him," Leipold said. "He has a strong reputation as an outstanding recruiter, as well as a track record of developing his players. His experience and philosophies align well with our defensive staff and will benefit our defensive tackles and our defense as a whole."

The 2009 FootballScoop National Defensive Line Coach of the Year and a former Broyles Award nominee, Panagos has coached more than 20 future NFL players during his time as a college coach.

In 2020 at Rutgers, the Scarlet Knights led the Big Ten and ranked 11th nationally in tackles-for-loss per game at 7.8. Three Rutgers defensive linemen earned honorable mention All-Big Ten in Michael Dwumfour, Julius Turner and Mike Tverdob. The Rutgers defense also forced 19 turnovers, which marked the program's most in a season since 2012. This past season, Turner earned honorable mention All-Big Ten honors again as the Rutgers defense totaled 73 tackles-for-loss.

Panagos spent the 2019 season at Minnesota, helping the Gophers to a 10-2 record and a spot in

the Outback Bowl. Prior to that, the veteran defensive line coach spent two seasons at Temple, first as the defensive line coach and the second as the assistant head coach/run game coordinator. In 2018, Panagos helped the Temple defense rank among the top three nationally in defensive touchdowns, forced turnovers and fumble recoveries. The Owls also ranked second in the American Athletic Conference in total defense, passing defense and three-and-outs.

In 2017, Panagos earned a nomination for the Broyles Award, given to the nation's top assistant coach annually. That season, the Owls recorded 39 sacks and 92 tackles-for-loss, while Sharif Finch (15.5 TFLs, 8.5 sacks) and Jacob Martin (11 TFLs and 8 sacks) had breakout seasons, each earning second-team All-AAC honors.

Panagos spent the 2016 season as a defensive consultant at Pittsburgh. Before that, he had his first stint at Rutgers, leading the defensive line from 2012 to 2015. In his first season, the Rutgers defense finished fourth in scoring defense and 10th in total defense. Additionally, defensive tackle Scott Vallone had a career-high 52 tackles and earned first-team All-Big East honors.

In 2014, Panagos tutored defensive tackle Darius Hamilton and defensive end Kemoko Turay to all-conference honors as Rutgers transitioned to the Big Ten. Turay was a second-round draft pick of the Indianapolis Colts, and just finished his fourth season in the NFL and has 12 career sacks.

Before arriving at Rutgers, Panagos spent five seasons as the defensive line coach at UCF. He helped the program reach three bowl games, including a win in the 2010 Liberty Bowl over Georgia. In his first season at UCF in 2007, the Knights recorded 39 sacks, which ranked 15th in the country. In 2009, he was named the National Defensive Line Coach of the Year by FootballScoop, while Jarvis Geathers (11) reached double digits in sacks. Also that year, Torell Troup was a second-round pick of the Buffalo Bills.

In 2011, UCF's defense ranked fourth in the country behind Florida State, South Carolina and Alabama.

Before his time in the college ranks, Panagos spent four seasons with the Minnesota Vikings as an assistant defensive line coach and defensive and offensive quality control.

He got his start in the coaching profession as a defensive line assistant at Maryland in 1993, where he graduated with a degree in criminal justice.

Panagos, a native of East Islip, N.Y., has a wife, Maureen, a daughter, Olivia, and two sons, Jack and Hayden.







THE PETERSON FILE

Position:	Assistant Coach - Defensive Backs
Alma Mater:	Texas A&M
Wife:	Missy
Children:	Ellie, Emery, Everly

COACHING HISTORY

2022-Present	Kansas (Defensive Backs)
2021	Kansas (Analyst)
2020-21	Kansas (Safeties)
2019	New Mexico (Defensive Coordinator)
2017-19	New Mexico (Safeties)
2012-16	Fresno State (Secondary/Outside Linebackers)
2010-11	Texas A&M (Graduate Assistant)

JORDAN PETERSON

serves as an assistant coach, working with the defensive backs under head coach Lance Leipold.

Peterson joined Kansas' staff on January 11, 2020, working the safeties. Over his 10-year coaching career, Peterson has coached in five bowl games, including an appearance in the 2011 Cotton Bowl.

In his first season in Lawrence, Peterson coached Kansas' Kenny Logan Jr., to a standout season, where the sophomore snagged a team-high two interceptions and 58 tackles. Logan was a game-changer for the KU secondary, recording four pass breakups, one forced fumble and one sack.

Peterson arrived at Kansas after serving as the defensive coordinator/safeties coach at New Mexico in 2019, where he oversaw the entire defense and held all duties associated with mentoring the Lobos' safeties. Peterson was hired to coach the New Mexico safeties in 2017, before being promoted to defensive coordinator and safeties coach in 2019.

In his first two seasons at New Mexico, Peterson guided the safeties unit to lead the team in tackles, with Jake Rothschilder and Stanley Barnwell Jr., recording 76 tackles in 2018.

Prior to his time at New Mexico, Peterson coached at Fresno State for five seasons, from 2012-16, helping the Bulldogs to three consecutive bowl games and a 2014 Mountain West Championship game appearance and a 2013 Mountain West title. He served a variety

of positions with Fresno State, coaching both the secondary and outside linebackers. He also has served as recruiting coordinator and a special teams coach.

Peterson excelled in his role of secondary coach at Fresno State, coaching that position in 2012 when Fresno State went 9-4 and ranked second nationally in pass defense and fourth in pass efficiency defense. He also mentored safety Phillip Thomas to Mountain West Defensive Player of the Year honors in 2012.

Peterson got his start in coaching as a graduate assistant coach at Texas A&M in 2010 and 2011. That followed a four-year playing career with the Aggies, where he made 81 tackles and broke up 15 passes. He also forced two fumbles, recovered one fumble and picked off four passes. He returned one of those passes 48 yards for a touchdown against New Mexico. He was a two-time All-Big 12 Academic First Team selection, and he was a CoSIDA Academic All-Region selection in 2008.

Peterson received his bachelor's degree in sport management from Texas A&M in 2009 along with his master's in education curriculum and instruction in 2010. He graduated from Lexington High School in Central Texas, where he earned first-team all-state honors as a defensive back and honorable mention honors as a quarterback his senior year. He was named Texas Prep Xtra Central Texas MVP.

He and his wife Missy have three daughters, Ellie, Emery and Everly.







## THE SAMUEL FILE

<b>Position:</b>	Assistant Coach - Wide Receivers
<b>Alma Mater:</b>	Purdue, 1995
<b>Wife:</b>	Jaclyn
<b>Children:</b>	Brooklyn and Draven

## COACHING HISTORY

<b>2021-Present</b>	Kansas (Wide Receivers)
<b>2021</b>	Syracuse (Wide Receivers)
<b>2020</b>	UNLV (Passing Game Coord./Wide Receivers)
<b>2011-19</b>	Michigan State (Wide Receivers/Defensive Backs)
<b>2010</b>	Central Michigan (Wide Receivers)
<b>2008-09</b>	North Dakota State (Wide Receivers)
<b>2007</b>	Nebraska-Omaha (Offensive Coord./Running Backs)
<b>2006</b>	Southeast Missouri State (Wide Receivers)
<b>2003-05</b>	Nebraska-Omaha (Defensive Backs/Outside Linebackers/Special Teams)
<b>2001-02</b>	Arizona (Graduate Assistant)
<b>1998-2000</b>	Nebraska-Omaha (Graduate Assistant)



## TERRENCE SAMUEL

joined the Kansas football staff under head coach Lance Leipold as the program's new wide receivers coach in December of 2021. Samuel comes to Lawrence with 24 years of college football coaching experience.

The Houston native most recently served as the wide receivers coach at Syracuse, and has also spent time at Michigan State, UNLV, Central Michigan, Arizona, North Dakota State, Southeast Missouri State and Nebraska-Omaha, where he worked alongside Leipold.

"We are very excited to add Coach Samuel to our staff, as he has a proven track record of success and player development on and off the field," Leipold said. "Scott Fuchs and I have both worked with Terrence before, and I'm confident this will continue to help build our program alignment. He is a relentless recruiter, who works very hard at building relationships with the players in his position room."

This past season at Syracuse, Samuel oversaw a young Syracuse receivers room, whose top three pass catchers were all freshmen or sophomores. The team's leading receiver, redshirt freshman Courtney Jackson, had his best game in his final game, catching eight passes for 92 yards and two touchdowns.

Samuel spent the 2020 season at UNLV, where the Rebels played just six games due to the COVID-19 pandemic. In that one season, receiver Kyle Williams set the program record with 5.8 receptions per game and went on to earn freshman All-America honors and was named the Mountain West Freshman of the Year.

Prior to his one season at UNLV, Samuel spent nine seasons at Michigan State. During his time with the Spartans, Samuel mentored two Big 10 Receivers of the Year in Tony Lippett (2014) and Aaron Burbridge (2015), while his receivers garnered All-Big Ten recognition eight times. Samuel also helped produce five NFL draft picks and another six players who made active NFL rosters.

Lippett and Burbridge were both first-team all-conference selections while B.J. Cunningham, R.J. Shelton and Felton Davis III all earned second-team honors under Samuel's tutelage. Cunningham, Lippett and Burbridge were all draft picks as was Keshawn Martin (2012) and Keith Mumfrey (2015). In addition, Bennie Fowler played six seasons in the NFL as an undrafted free agent.

Samuel was a part of eight bowl teams during his nine seasons with Michigan State. The Spartans earned trips to two New Year's Six bowls (Rose Bowl and Cotton Bowl) and a trip to the College Football Playoff in 2015, in addition to an Outback Bowl appearance and a Holiday Bowl appearance, among others.

Before spending nearly a decade at Michigan State, Samuel spent the 2010 season at Central Michigan. During that season with the Chippewas, wide receiver Cody Wilson recorded just the sixth 1,000-yard season in program history, tallying 83 receptions for 1,137 yards.

Samuel spent two seasons at North Dakota State from 2008-09, prior to his time at Central Michigan. In 2007, Samuel served as the offensive coordinator at Nebraska-Omaha, where he took over for Leipold, who served in that role for the previous three seasons. During that 2007 season, the Mavericks won a conference championship and posted a 10-1 record.

Samuel's time at Nebraska-Omaha in 2007 was his third time on staff there as he also served as the defensive backs coach in 2003 and 2004 and the outside linebackers coach and special teams coordinator in 2005. Leipold was on staff for two of those seasons on the other side of the ball. Samuel was also a graduate assistant there from 1998-2000, in addition to serving as a graduate assistant at Arizona in 2001 and 2002.

Samuel is a 1995 graduate of Purdue, where he was a four-year letter winner for the Boilermakers. He was awarded the 1994 Kiwanis Citizenship Award, which is presented to a Purdue player who excels most in the combined roles of player, student and community volunteer.

He has a wife, Jaclyn, a daughter, Brooklyn and a son, Draven.





## THE SIMPSON FILE

<b>Position:</b>	Assistant Coach - Linebackers
<b>Alma Mater:</b>	Wisconsin-Whitewater, 1998
<b>Wife:</b>	Nicole
<b>Children:</b>	Jarryn, Riley and Noah

## COACHING HISTORY

<b>2021-Present</b>	Kansas (Linebackers)
<b>2015-21</b>	Buffalo (Linebackers/Co-Defensive Coord.)
<b>2014</b>	Eastern Michigan (Linebackers)
<b>2010-13</b>	Grand Valley State (Linebackers)
<b>2008-10</b>	Nebraska-Omaha (Assistant Coach)
<b>2003-07</b>	Wisconsin-Whitewater (Assistant Coach)
<b>2002</b>	Wisconsin-Platteville (Assistant Coach)
<b>2001</b>	Loras College (Graduate Assistant)
<b>1999-2000</b>	Waunakee HS (Wisc.) (Assistant Coach)

## CHRIS SIMPSON

joined Lance Leipold's staff at Kansas in May 2021. He coaches linebackers for the Jayhawks.

Simpson came to Kansas from Buffalo where he was on Leipold's staff for six seasons, also coaching linebackers. In 2020, he was promoted to co-defensive coordinator.

Under Simpson, Buffalo linebackers were one of the most consistent units on the team. At least one linebacker has been named All-MAC in each of Simpson's six seasons at Buffalo.

In 2020, Buffalo middle linebacker James Patterson was a first-team All-MAC selection after leading the team in tackles and captaining a UB squad that led the MAC in total defense.

In 2019, outside linebacker Kadofi Wright was an All-MAC Third Team selection. Middle linebacker Matt Otwinowski was named Academic All-MAC for the third time in 2019. The Bulls defense finished the season ranked seventh nationally in total defense and fourth nationally in rushing defense.

Simpson helped develop Khalil Hodge, arguably the best middle linebacker to ever play at Buffalo. In only three seasons, Hodge recorded 421 tackles, the third-highest total in school history.

In 2018, three of the team's four leading tacklers were linebackers, including Hodge (144), James Patterson (77) and Jordan Collier (56).

In 2017, Hodge had one of the finest seasons by a linebacker in school history. The junior middle linebacker had an FBS-era record 154 tackles on the year to lead the MAC and rank second in the nation. Hodge was named All-MAC First Team for his efforts.

In 2016, for the second-straight season, Simpson's linebackers were the top three leading tacklers on the team. Hodge had a huge season for the Bulls, finishing with 123 tackles, the eighth most in school history for a single season and the second most in Buffalo's FBS era.

In 2015, Simpson's first season, the top three tacklers on the team were linebackers and for the first time since 2008, the Bulls had two different players with more than 100 tackles as Nick Gilbo finished with 113 and Brandon Berry had 104. Berry was named All-MAC Second Team and Okezie Alozie was named third-team all-league.

Prior to Buffalo, Simpson was the outside linebackers coach at Eastern Michigan in 2014.

Before his stop at EMU, Simpson spent the previous four seasons as linebackers coach at Grand Valley State in in Allendale, Mich.. Grand Valley posted a 39-11 record and four Division II playoff victories. Simpson also tutored six All-Great Lakes Intercollegiate Athletic Conference (GLIAC) performers during that span.

Grand Valley closed the 2013 football campaign ranked third in the final American Football Coaches Association poll. The Lakers advanced to the NCAA DII National Semifinals for the eighth time after knocking off undefeated and No. 3 ranked Colorado State University-Pueblo.

Senior linebacker Jordan Kaufman received second team All-GLIAC honors after leading the squad in tackles with 87, while also recording eight tackles for loss, a fumble recovery and returning a blocked field goal 56 yards for a score. Also earning honorable mention league honors for GVSU were senior linebackers Charles Hill and Luther Ware.

His 2011 linebacking unit was a key component in a Laker defense that ended the year among the GLIAC leaders. GVSU led the league in tackles for loss (93) and sacks (36), while ranking second in scoring defense (20.2). GVSU limited opponents to 15.5 points per game in its last five games that season.

Simpson's linebacking unit helped the Laker defense rank nationally in several categories, including the top 20 in tackles for loss and sacks in 2010. Ware and Justin Victor earned All-GLIAC accolades during the 2010 campaign.

Simpson arrived at GVSU following a two-year stint at the University of Nebraska-Omaha, where he coached the defensive line. The Mavericks were 14-9 with one appearance in the NCAA DII playoffs during his time on the staff.

Simpson spent five years at Division III national power Wisconsin-Whitewater where he was an assistant coach in charge of the linebackers. UWW was 42-3 his final three seasons with three-straight NCAA DIII National Championship game appearances and three Wisconsin Intercollegiate Athletic Conference crowns. The Warhawks claimed the 2007 National Championship in Leipold's first year at the school.

In addition, Simpson coached two years (1999-2000) at Waunakee (Wis.) High School, one year (2001) at Loras College in Dubuque, Iowa, as a graduate assistant and one year (2002) at Wisconsin-Platteville. In the summer of 2006, Simpson was selected as a participant at the NCAA Men's Football Coaches Academy.

He also has received an NFL Minority Coaching Internship on six occasions, from the Green Bay Packers for defensive line and special teams in the summer of 2006, in 2007 with the Dallas Cowboys, in 2008 with the Carolina Panthers, in 2009 with the Minnesota Vikings and Cleveland Browns and in 2013 with the Detroit Lions.

Simpson graduated with a bachelor's degree from Wisconsin-Whitewater in physical education in 1998. He earned his master's in curriculum and instruction in 2004.

Simpson and his wife, Nicole, have three children: Jarryn, Riley and Noah.





## THE WALLACE FILE

<b>Position:</b>	Assistant Coach - Running Backs
<b>Alma Mater:</b>	Auburn, 2015
<b>Wife:</b>	Ashley
<b>Children:</b>	J.J.

## COACHING HISTORY

<b>2020-Present</b>	Kansas (Running Backs)
<b>2019</b>	Air Force (Assistant Coach)
<b>2018</b>	Bethel College (Assistant Coach/Director of Operations)
<b>2016-17</b>	Auburn (Graduate Assistant)

## JONATHAN WALLACE

joined the Kansas coaching staff in February of 2020, and currently serves as the KU running backs coach. Wallace came to Lawrence after spending the 2019 season coaching the tight ends at Air Force and the 2018 season on the staff at Bethel.

In his first season in Lawrence, Wallace oversaw the Kansas rushing unit, which consisted of Pooka Williams Jr., and Velton Gardner and freshmen Daniel Hishaw Jr., and Amauri Pesek-Hickson. As true freshmen, Hishaw and Pesek-Hickson combined for more than 400 yards rushing and two touchdowns on just over 90 carries.

Wallace spent the 2019 campaign at Air Force, helping lead the Falcons to an 11-2 overall mark and a win over Washington State in the Cheez-It Bowl. Air Force posted a 7-1 record in the Mountain West, a school record for conference wins, and finished the year in the Top 25 national rankings for the first time since 1998. Wallace's tight ends were instrumental in blocking for the FBS' second-ranked rushing offense, while the Falcons led the nation in fewest sacks allowed.

Wallace joined the Academy from Bethel, where he was wide receivers coach and director of football operations in 2018, he led the Wildcats to a 10-1

overall record and a conference championship.

Wallace was an offensive graduate assistant coach at Auburn from 2016-17 working with quarterbacks and wide receivers during the 2017 season. He helped the Tigers to a pair of bowl games and Southeastern Conference championship game appearance in his two seasons on the staff.

Wallace lettered as a quarterback at Auburn from 2012-14 and wide receiver in 2015 during his playing career. He started at quarterback the final four games of his freshman season and set an Auburn record for quarterback efficiency (139.60) Wallace also helped Auburn to the SEC title in 2013 and was part of the national championship run when Auburn finished the season 12-1. He was selected as a team captain in 2015 and earned the Unsung Hero Award. In addition, he was a selected as a member of the All-State Good Works team.

A native of Phenix City, Alabama, Wallace helped lead Central High School to a 12-2 record and the 6A AHSAA semifinals as a senior. He graduated from Auburn with a bachelor's in physical education in 2015 and a master's in adult education in 2017. He is married to Ashley Koter, a former Auburn soccer student-athlete and former member of the Mexico national soccer team.







## THE ZEBROWSKI FILE

<b>Position:</b>	Assistant Coach - Quarterbacks
<b>Alma Mater:</b>	Mount Union, 1991
<b>Wife:</b>	Heather
<b>Children:</b>	Zachary and Lauren

## COACHING HISTORY

<b>2021-Present</b>	Kansas (Quarterbacks)
<b>2017-20</b>	Buffalo (Quarterbacks)
<b>2016</b>	Hamline (Assistant Head Coach)
<b>2011-15</b>	Minnesota (Quarterbacks)
<b>2010</b>	Northern Illinois (Quarterbacks)
<b>2007-09</b>	Wisconsin-Whitewater (Assistant Coach)
<b>2003-06</b>	Lakeland College (Head Coach)
<b>1997-99</b>	Southern Illinois (Assistant Coach)
<b>1994-96</b>	Berea HS (Ohio) (Assistant Coach)
<b>1991-93</b>	Preble Shawnee HS (Ohio) (Assistant Coach)

## JIM ZEBROWSKI

brings a wealth of NCAA coaching experience with him to his first season as the quarterbacks coach at Kansas. A coaching veteran in the Big Ten and Mid-American Conference, Zebrowski brings 29 years of experience to the Jayhawks, including four seasons at Buffalo as the quarterbacks coach and co-offensive coordinator. He is well known for developing young quarterbacks within the programs he works for.

In 2020, Zebrowski helped Buffalo quarterback Kyle Vantrease develop into a solid starting quarterback for the Bulls. In a season that was dominated by the run game, Vantrease was still able to shine after he threw for 353 yards and four touchdowns against Miami (OH) and 365 yards and a score against Ball State in the MAC Championship game. He became the first UB quarterback since 2014 to throw for 350+ yards twice in the same season under Zebrowski's guidance.

In 2019, Zebrowski led two different young quarterbacks to an eight-win season and helped UB earn the program's first win in a bowl game. Redshirt-freshman Matt Myers began the season as the starter before suffering a season-ending injury in the fifth game. Myers had a standout performance against Penn State, throwing for 245 yards and a touchdown. Redshirt-sophomore Kyle Vantrease started the final eight games of the season and threw for 1,193 yards and eight touchdowns and ran for six additional touchdowns.

Under Zebrowski's guidance in 2018, quarterback Tyree Jackson became the first player in school history to be named Mid-American Conference Offensive Player of the Year and the first quarterback in school history to be named All-MAC. He threw for 3,131 yards and 28 touchdowns – both were second in school history for a single season.

During his first season at Buffalo in 2017, Zebrowski made an immediate impact with the Bulls. Despite an injury-riddled season that saw the Bulls have to start three different quarterbacks, Buffalo still led the MAC and set a school record with 3,490 passing yards on the year. Jackson threw for 2,096 yards and 14 touchdowns in eight games, including three 300-plus yard games. Backup Drew Anderson started against Western Michigan and threw for a school- and conference-record 597 yards and seven touchdowns.

Prior to his time at Buffalo, Zebrowski was the quarterbacks coach at Minnesota from 2011-15 and helped lead the Gophers to three-straight bowl games. To touch on his development of young quarterbacks, he took Minnesota signal-caller Mitch Leidner from running the scout team to accounting for 2,250 yards and 21 touchdowns in 2014. Leidner had 10 rushing touchdowns, tying the school record for a quarterback.

He helped lead the Gophers to the Meineke Car Care Bowl in 2012, the Texas Bowl in 2013 and the Citrus Bowl in 2014.

Prior to coaching at Minnesota, Zebrowski was the quarterbacks coach at Northern Illinois in 2010. He tutored All-MAC quarterback Chandler Harnish, an NFL draft pick of the Indianapolis Colts. He also laid the foundation for Harnish's backup Jordan Lynch who was an All-American and a Heisman Trophy finalist in 2013. Featuring a high-powered offense that averaged over 35 points per game, Zebrowski helped lead the Huskies to the 2010 MAC Championship game and a win over Fresno State in the Humanitarian Bowl.

This is the third time Zebrowski will serve under Leipold. The first was when he was the offensive coordinator and quarterbacks coach at Wisconsin-Whitewater from 2007-09. Over his tenure, the Warhawks went 42-3 and advanced to the Division III title game every year, winning it twice. Zebrowski was named the Wisconsin Football Coaches Association Assistant Coach of the Year and the FootballScoop.com Division III Coordinator of the Year in 2009. Most recently, Zebrowski served on Leipold's staff at Buffalo from 2017-2020.

In 2004, he became the head coach at Lakeland University and led the Muskies to a 28-12 record over four seasons. He led Lakeland to a pair of Illini-Badger Conference championships and advanced to the Division III playoffs for the first time in school history.

Zebrowski and his wife, Heather, who was named Female Athlete of the Year during her volleyball playing days at Southern Illinois, have two children, Zachary and Lauryn. His son, Zach, is a quarterback at Southern Illinois.







# COACHING SUPPORT STAFF



**STEPHEN MATOS**  
SENIOR ANALYST - OFFENSE



**BILL QUEISERT**  
SENIOR ANALYST - OFFENSE



**MATT LUBICK**  
SENIOR ANALYST - OFFENSE



**OSCAR RODRIGUEZ**  
ANALYST - DEFENSE



**MARK DELEONE**  
SENIOR ANALYST - DEFENSE



**LUKE ROTH**  
SENIOR ANALYST - SPECIAL TEAMS



**AARON MILLER**  
SENIOR ANALYST - SPECIAL TEAMS




**SHANE TOUB**  
QUALITY CONTROL - DEFENSE



**JAMES PRICE**  
GRADUATE ASSISTANT - OFFENSE



**CHRIS LABIDOU**  
GRADUATE ASSISTANT - OFFENSE



**BRIAN STOLDT**  
GRADUATE ASSISTANT - DEFENSE



**DARRIAN WILSON**  
GRADUATE ASSISTANT - OFFENSE



# SUPPORT STAFF



**MATT GILDERSLEEVE**  
DIRECTOR OF SPORTS PERFORMANCE



**ROB IANELLO**  
GENERAL MANAGER



**MICHAEL PAINTER**  
DIRECTOR OF FOOTBALL OPERATIONS



**GRANT MURRAY**  
DIRECTOR OF PLAYER PERSONNEL



**BILLY BONNEAU**  
ASSISTANT DIRECTOR OF PLAYER PERSONNEL



**GREG SVARCZKOPF**  
DIRECTOR OF RECRUITING



**SCOTT ALIGO**  
DIRECTOR OF SCOUTING



**LACHELLE STANLEY**  
DIRECTOR OF ON-CAMPUS RECRUITING



**KIMBERLY SMITH**  
DIRECTOR OF RECRUITING OPERATIONS



**RYAN KING**  
ASSISTANT ATHLETICS DIRECTOR - DIRECTOR OF  
ACADEMIC AND CAREER COUNSELING



**KELSEY LOVELL**  
ASSOCIATE DIRECTOR - ACADEMIC  
AND CAREER COUNSELING



**TRENT CARTER**  
HEAD ATHLETIC TRAINER



**JOHN MICHEL**  
ATHLETIC TRAINER



**TRAVIS PEPPER**  
ATHLETIC TRAINER



**MADISON BEENE**  
ATHLETIC TRAINER



**STACEY POTTER**  
ASSISTANT DIETICIAN



**MEGAN MCCANN**  
PERFORMANCE NUTRITION ASSISTANT



**DARRELL STUCKEY II**  
DIRECTOR OF FOOTBALL RELATIONS



**ASHLEY GOODMAN**  
DIRECTOR OF PLAYER DEVELOPMENT



**CONOR MCNALLY**  
ASSISTANT SPORTS PERFORMANCE COACH



**ERIC SCOTT**  
ASSISTANT SPORTS PERFORMANCE COACH




**TANNER MAHER**  
ASSISTANT SPORTS PERFORMANCE COACH



**PATRICK HAMPTON**  
ASSISTANT SPORTS PERFORMANCE COACH



**JIMMY LE**  
DIRECTOR OF FOOTBALL VIDEO



**JOHN LINTNER**  
ASSISTANT DIRECTOR OF FOOTBALL VIDEO



**DARREN HEIN**  
HEAD FOOTBALL EQUIPMENT MANAGER



**SETH HOLIDAY**  
ASSISTANT EQUIPMENT MANAGER



**JASON RAMIREZ**  
FACILITY SUPERVISOR



**DANIEL BERK**  
ASSISTANT ATHLETICS DIRECTOR -  
COMMUNICATIONS



**ANDY EISCH**  
DIRECTOR OF COMMUNICATIONS



**MATT HOLLAND**  
DIRECTOR OF FOOTBALL CREATIVE VIDEO



**ZACH KILGORE**  
DIRECTOR OF FOOTBALL CREATIVE  
AND SOCIAL MEDIA



**TRACEY DILLON**  
ADMINISTRATIVE ASSISTANT - HEAD COACH



**EMILY ELLISON**  
ADMINISTRATIVE ASSISTANT - ASSISTANT COACHES



Allstate®

# switch to the team that saves

Mayhem can be expensive.  
Protecting your auto and home doesn't have to be.

Based on average annual savings of new customers surveyed in 2021 who reported auto savings when switching to Allstate.  
In most states, prices vary based on how you buy. © 2022 Allstate Insurance Company, 3100 Sanders Road, Northbrook, IL 60062.  
Marks are registered trademarks of their respective owners.



PROUD PARTNER OF  
KANSAS ATHLETICS







# 2022

## OPPONENTS



## 2022 OPPONENTS

## GAME 1



## TENNESSEE TECH

Sept. 2, 2022 | 7 p.m. CT

David Booth Kansas Memorial Stadium | Lawrence, Kan.

## GENERAL INFO

Location	Cookeville, Tenn.
Enrollment	8,778 (Fall 2020)
Colors	Purple and Gold
Conference	Ohio Valley Conference
Stadium	Tucker Stadium
2021 Record	3-8
2021 Conference Record/Finish	1-5 (6th)
Postseason	None
President	Phil Oldham
Athletics Director	Mark Wilson
Head Coach	Dewayne Alexander
Alma Mater	Tennessee Tech, 1989, 1998
Record at Tennessee Tech	12-29 (Fifth Season)
Record vs. Kansas	First Meeting
Series History/Last	First Meeting

## MEDIA RELATIONS

Thomas Cornern - Sports Information Coordinator

Office	931-372-6139
Email	tcornern@tntech.edu
Website	TTUsports.com

## 2022 SCHEDULE

Sept. 2	at Kansas
Sept. 10	TEXAS A&M-COMMERCE
Sept. 17	SAMFORD
Oct. 1	at UT Martin
Oct. 8	at Southeast Missouri
Oct. 15	TENNESSEE STATE
Oct. 22	at Kennesaw State
Oct. 29	at Eastern Illinois
Nov. 5	LINDENWOOD
Nov. 12	at North Alabama
Nov. 19	NC CENTRAL

## GAME 2



## AT WEST VIRGINIA

Sept. 10, 2022 | 5 p.m.

Milan Puskar Stadium | Morgantown, W.Va.

## GENERAL INFO

Location	Morgantown, W.Va.
Enrollment	29,107
Colors	Gold & Blue
Conference	Big 12
Stadium	Milan Puskar Stadium (60,000 - FieldTurf)
2021 Record	6-7
2021 Conference Record/Finish	4-5 (6th)
Postseason	Guaranteed Rate Bowl (L, 6-18 vs. Minnesota)
President	Dr. E. Gordon Gee
Athletics Director	Shane Lyons
Head Coach	Neal Brown
Alma Mater	Massachusetts, 2002, 2005
Record at West Virginia	17-18 (Fourth Season)
Record vs. Kansas	3-0
Series History/Last	West Virginia leads, 10-1 (2021)

## MEDIA RELATIONS

Mike Montoro - Assistant Athletics Director for Football Communications

Office	304-293-2821
Email	mike.montoro@mail.wvu.edu
Website	WVUSports.com

## 2022 SCHEDULE

Sept. 1	at Pitt
Sept. 10	KANSAS
Sept. 17	TOWSON
Sept. 22	at Virginia Tech
Oct. 1	at Texas
Oct. 13	BAYLOR
Oct. 22	at Texas Tech
Oct. 29	TCU
Nov. 5	at Iowa State
Nov. 12	OKLAHOMA
Nov. 19	KANSAS STATE
Nov. 26	at Oklahoma State

## GAME 3



## AT HOUSTON

Sept. 17, 2022 | 3 p.m. CT

TDECU Stadium | Houston, Texas

## GENERAL INFO

Location	Houston, Texas
Enrollment	47,031 (Fall 2021)
Colors	Scarlet Red and White
Conference	American
Stadium	TDECU Stadium (40,000 - Synthetic Turf)
2021 Record	12-2
2021 Conference Record/Finish	8-0 (2nd)
Postseason	Ticketsmaster Birmingham Bowl (W, 17-13 vs. Auburn)
President	Renu Khator
Athletics Director	Chris Pezman
Head Coach	Dana Holgorsen
Alma Mater	Iowa Wesleyan, 1993
Record at Houston	19-15 (Fourth Season)
Record vs. Kansas	6-1
Series History/Last	Kansas leads, 3-0 (2005)

## MEDIA RELATIONS

Andrew Pate - Associate Athletics Director for Communications

Office	713-743-9410
Email	arpate@central.uh.edu
Website	UHCougars.com

## 2022 SCHEDULE

Sept. 3	at UTSA
Sept. 10	at Texas Tech
Sept. 17	KANSAS
Sept. 24	RICE
Sept. 30	TULANE
Oct. 7	at Memphis
Oct. 22	at Navy
Oct. 29	USF
Nov. 5	at SMU
Nov. 12	TEMPLE
Nov. 19	at East Carolina
Nov. 25	TULSA

## GAME 4



## AT DUKE

Sept. 24, 2022 | TBA

David Booth Kansas Memorial Stadium | Lawrence, Kan.

## GENERAL INFO

Location	Durham, N.C.
Enrollment	16,656 (Spring 2022)
Colors	Blue & White
Conference	Atlantic Coast
Stadium	Wallace Wade Stadium (40,004 - Bermuda)
2021 Record	3-9
2021 Conference Record/Finish	0-9 (7th, Atlantic)
Postseason	None
President	Vincent E. Price
Athletics Director	Nina King
Head Coach	Mike Elko
Alma Mater	Penn, 1999
Record at Duke	First Season
Record vs. Kansas	First Meeting
Series History/Last	Duke leads, 2-1 (2021)

## MEDIA RELATIONS

Kat Castner - Senior Associate Director of Communications

Office	919-684-2664
Email	kat.castner@duke.edu
Website	GoDuke.com

## 2022 SCHEDULE

Sept. 2	TEMPLE
Sept. 10	at Northwestern
Sept. 17	NORTH CAROLINA A&T
Sept. 24	at Kansas
Oct. 1	VIRGINIA
Oct. 8	at Georgia Tech
Oct. 15	NORTH CAROLINA
Oct. 22	at Miami
Nov. 4	at Boston College
Nov. 12	VIRGINIA TECH
Nov. 19	at Pitt
Nov. 26	WAKE FOREST

## GAME 5



## IOWA STATE

Oct. 1, 2022 | TBA

David Booth Kansas Memorial Stadium | Lawrence, Kan.

## GENERAL INFO

Location	Ames, Iowa
Enrollment	30,708 (Fall 2021)
Colors	Cardinal & Gold
Conference	Big 12
Stadium	Jack Trice Stadium (61,500 - Grass)
2021 Record	7-6
2021 Conference Record/Finish	5-4 (4th)
Postseason	Cheez-It Bowl (L, 13-20)
President	Wendy Wintersteen
Athletics Director	Jamie Pollard
Head Coach	Matt Campbell
Alma Mater	Mount Union, 2002
Record at Iowa State	42-34 (Seventh Season)
Record vs. Kansas	6-0
Series History/Last	Iowa State leads, 50-45-6 (2021)

## MEDIA RELATIONS

Matt Shoultz - Assistant Athletics Director/Communications

Office	515-294-1393
Email	mshoultz@iastate.edu
Website	Cyclones.com

## 2022 SCHEDULE

Sept. 3	SOUTHEAST MISSOURI
Sept. 10	at Iowa
Sept. 17	OHIO
Sept. 24	BAYLOR
Oct. 1	at Kansas
Oct. 8	KANSAS STATE
Oct. 15	at Texas
Oct. 29	OKLAHOMA
Nov. 5	WEST VIRGINIA
Nov. 12	at Oklahoma State
Nov. 19	TEXAS TECH
Nov. 26	at TCU

## GAME 6



## TCU

Oct. 8, 2022 | TBA

David Booth Kansas Memorial Stadium | Lawrence, Kan.

## GENERAL INFO

Location	Fort Worth, Texas
Enrollment	11,938 (Fall 2021)
Colors	Purple & White
Conference	Big 12
Stadium	Amon G. Carter Stadium (46,000 - Grass)
2021 Record	5-7
2021 Conference Record/Finish	3-6 (8th)
Postseason	None
Chancellor	Dr. Victor J. Boschini Jr.
Athletics Director	Jeremiah Donati
Head Coach	Sonny Dykes
Alma Mater	Texas Tech, 1993
Record at TCU	First Season
Record vs. Kansas	First Meeting
Series History/Last	TCU leads, 25-9-4 (2021)

## MEDIA RELATIONS

Mark Cohen - Associate Athletics Director for Athletic Communications

Office	817-257-5394
Email	m.cohen@tcu.edu
Website	GoFrogs.com

## 2022 SCHEDULE

Sept. 2	at Colorado
Sept. 10	TARLETON
Sept. 24	at SMU
Oct. 1	OKLAHOMA
Oct. 8	at Kansas
Oct. 15	OKLAHOMA STATE
Oct. 22	KANSAS STATE
Oct. 29	at West Virginia
Nov. 5	TEXAS TECH
Nov. 12	at Texas
Nov. 19	at Baylor
Nov. 26	IOWA STATE



# GAME 7



## AT OKLAHOMA

Oct. 15, 2022 | TBA

Gaylord Family - Oklahoma Memorial Stadium | Norman, Okla.

### GENERAL INFO

Location	Norman, Okla.
Enrollment	28,079
Colors	Crimson & Cream
Conference	Big 12
Stadium	Gaylord Family - Oklahoma Memorial Stadium (80,126 - Grass)
2021 Record	11-2
2021 Conference Record/Finish	7-2 (3rd)
Postseason	Valero Alamo Bowl (W, 47-32 vs. Oregon)
President	Joseph Harroz Jr.
Athletics Director	Joe Castiglione
Head Coach	Brent Venables
Alma Mater	Kansas State, 1992
Record at Oklahoma	First Season
Record vs. Kansas	First Meeting
Series History/Last	Oklahoma leads, 79-27-6 (2021)

### MEDIA RELATIONS

Mike Houck - Associate Athletics Director/Strategic Communications

Office	405-325-8227
Email	mhouck@ou.edu
Website	Soonersports.com

### 2022 SCHEDULE

Sept. 3	UTEP
Sept. 10	KENT STATE
Sept. 17	at Nebraska
Sept. 24	KANSAS STATE
Oct. 1	at TCU
Oct. 8	TEXAS (Dallas)
Oct. 15	KANSAS
Oct. 29	at Iowa State
Nov. 5	BAYLOR
Nov. 12	at West Virginia
Nov. 19	OKLAHOMA STATE
Nov. 26	at Texas Tech

# GAME 8



## AT BAYLOR

Oct. 22, 2022 | TBA

McLane Stadium | Waco, Texas

### GENERAL INFO

Location	Waco, Texas
Enrollment	20,626 (Fall 2021)
Colors	Green & Gold
Conference	Big 12
Stadium	McLane Stadium (45,140 - FieldTurf)
2021 Record	12-2
2021 Conference Record/Finish	7-2 (1st)
Postseason	AllState Sugar Bowl (W, 21-7 vs. Ole Miss)
President	Linda Livingstone
Athletics Director	Mack Rhoades
Head Coach	Dave Aranda
Alma Mater	California Lutheran, 1999/Texas Tech, 2002
Record at Baylor	14-9 (Third Season)
Record vs. Kansas	2-0
Series History/Last	Baylor leads, 17-4 (2021)

### MEDIA RELATIONS

David Kaye - Assistant Athletics Director for Communications

Office	254-710-4389
Email	david_kaye@baylor.edu
Website	BaylorBears.com

### 2022 SCHEDULE

Sept. 3	ALBANY
Sept. 10	at BYU
Sept. 17	TEXAS STATE
Sept. 24	at Iowa State
Oct. 1	OKLAHOMA STATE
Oct. 13	at West Virginia
Oct. 22	KANSAS
Oct. 29	at Texas Tech
Nov. 5	at Oklahoma
Nov. 12	KANSAS STATE
Nov. 19	TCU
Nov. 25	at Texas

# GAME 9



## OKLAHOMA STATE

Nov. 5, 2022 | TBA

David Booth Kansas Memorial Stadium | Lawrence, Kan.

### GENERAL INFO

Location	Stillwater, Okla.
Enrollment	24,660 (Fall, 2021)
Colors	Orange & Black
Conference	Big 12
Stadium	Boone Pickens Stadium (55,509 - AstroTurf)
2021 Record	12-2
2021 Conference Record/Finish	8-1 (2nd)
Postseason	Playstation Fiesta Bowl (W, 37-35 vs. Notre Dame)
President	Kaysie Shrum
Athletics Director	Chad Weiberg
Head Coach	Mike Gundy
Alma Mater	Oklahoma State, 1990
Record at Oklahoma State	149-69 (18th Season)
Record vs. Kansas	12-1
Series History	Oklahoma State leads, 40-29-3 (2021)

### MEDIA RELATIONS

Sean Maguire - Assistant Director/Communications

Office	405-744-6963
Email	sean.maguire@okstate.edu
Website	OKState.edu

### 2022 SCHEDULE

Sept. 1	CENTRAL MICHIGAN
Sept. 10	ARIZONA STATE
Sept. 17	ARKANSAS - PINE BLUFF
Oct. 1	at Baylor
Oct. 8	TEXAS TECH
Oct. 15	at TCU
Oct. 22	TEXAS
Oct. 29	at Kansas State
Nov. 5	at Kansas
Nov. 12	IOWA STATE
Nov. 19	at Oklahoma
Nov. 26	WEST VIRGINIA

# GAME 10



## AT TEXAS TECH

Nov. 12, 2022 | TBA

Jones AT&amp;T Stadium | Lubbock, Texas

### GENERAL INFO

Location	Lubbock, Texas
Enrollment	40,666 (Fall 2021)
Colors	Scarlet & Black
Conference	Big 12
Stadium	Jones AT&T Stadium (60,454 - FieldTurf)
2021 Record	7-6
2021 Conference Record/Finish	3-6 (9th)
Postseason	Liberty Bowl (W, 34-7 vs. Mississippi State)
President	Lawrence Schovanec
Athletics Director	Kirby Hocutt
Head Coach	Joey McGuire
Alma Mater	UT-Arlington, 1995
Record at Texas Tech	First Season
Record vs. Kansas	First Meeting
Series History/Last	Texas Tech leads, 21-2 (2021)

### MEDIA RELATIONS

Matt Dowdy - Assistant Athletics Director/Communications

Office	806-834-4529
Email	matthew.dowdy@ttu.edu
Website	TexasTech.com

### 2022 SCHEDULE

Sept. 3	MURRAY STATE
Sept. 10	HOUSTON
Sept. 17	at N.C. State
Sept. 24	TEXAS
Oct. 1	at Kansas State
Oct. 8	at Oklahoma State
Oct. 22	WEST VIRGINIA
Oct. 29	BAYLOR
Nov. 5	at TCU
Nov. 12	KANSAS
Nov. 19	at Iowa State
Nov. 26	OKLAHOMA

# GAME 11



## TEXAS

Nov. 19, 2022 | TBA

David Booth Kansas Memorial Stadium | Lawrence, Kan.

### GENERAL INFO

Location	Austin, Texas
Enrollment	40,916 (Fall 2021)
Colors	Burnt Orange & White
Conference	Big 12
Stadium	Darrell K. Royal-Texas Memorial Stadium (100,119 - FieldTurf)
2021 Record	5-7
2021 Conference Record/Finish	3-6 (7th)
Postseason	None
President	Jay Hartzell
Athletics Director	Chris Del Conte
Head Coach	Steve Sarkisian
Alma Mater	BYU, 1997
Record at Texas	5-7 (Second Season)
Record vs. Kansas	0-1
Series History/Last	Texas leads, 16-4 (2021)

### MEDIA RELATIONS

John Bianco - Senior Associate Athletics Director for Communications

Office	512-471-1346
Email	john.bianco@athletics.utexas.edu
Website	TexasSports.com

### 2022 SCHEDULE

Sept. 3	LOUISIANA-MONROE
Sept. 10	ALABAMA
Sept. 17	UTSA
Sept. 24	at Texas Tech
Oct. 1	WEST VIRGINIA
Oct. 8	OKLAHOMA (Dallas)
Oct. 15	IOWA STATE
Oct. 22	at Oklahoma State
Nov. 5	at Kansas State
Nov. 12	TCU
Nov. 19	at Kansas
Nov. 25	BAYLOR

# GAME 12



## AT KANSAS STATE

Nov. 26, 2022 | TBA

Bill Snyder Family Stadium | Manhattan, Kan.

### GENERAL INFO

Location	Manhattan, Kan.
Enrollment	20,229 (Fall 2021)
Colors	Purple and White
Conference	Big 12
Stadium	Bill Snyder Family Stadium (50,000 - FieldTurf)
2021 Record	8-5
2021 Conference Record/Finish	4-5 (5th)
Postseason	TaxAct Texas Bowl (W, 42-20 vs. LSU)
President	Richard Linton
Athletics Director	Gene Taylor
Head Coach	Chris Klieman
Alma Mater	Northern Iowa, 1990
Record at Kansas State	20-16 (Fourth Season)
Record vs. Kansas	3-0
Series History/Last	Kansas leads, 66-48-5 (2021)

### MEDIA RELATIONS

Ryan Lackey - Associate Athletics Director for Communications

Office	785-587-7865
Email	rlackey@kstatesports.com
Website	KStateSports.com

### 2022 SCHEDULE

Sept. 3	SOUTH DAKOTA
Sept. 10	MISSOURI
Sept. 17	TULANE
Sept. 24	at Oklahoma
Oct. 1	TEXAS TECH
Oct. 8	at Iowa State
Oct. 22	at TCU
Oct. 29	OKLAHOMA STATE
Nov. 5	TEXAS
Nov. 12	at Baylor
Nov. 19	at West Virginia
Nov. 26	at Kansas



# SERIES HISTORY

## APPALACHIAN STATE

<b>Series:</b>	<b>Kansas leads 1-0</b>
<b>In Lawrence:</b>	<b>Kansas leads 1-0</b>
2005	Lawrence W 36-8

## ARIZONA

<b>Series:</b>	<b>Kansas leads 3-2-1</b>
<b>In Lawrence:</b>	<b>Arizona leads 1-0-1</b>
<b>In Tuscon:</b>	<b>Kansas leads 3-1</b>
1936	Lawrence T 0-0
1937	Tuscon L 7-9
1947	Tuscon W 54-28
1949	Tuscon W 46-0
1965	Lawrence L 15-23
1966	Tuscon W 35-13

## ARKANSAS

<b>Series:</b>	<b>Kansas leads 2-0</b>
<b>In Lawrence:</b>	<b>Kansas leads 1-0</b>
<b>In Little Rock:</b>	<b>Kansas leads 1-0</b>
1905	Little Rock W 6-0
1906	Lawrence W 37-5

## ARKANSAS STATE

<b>Series:</b>	<b>Kansas leads 1-0</b>
<b>In Lawrence:</b>	<b>Kansas leads 1-0</b>
1981	Lawrence W 17-16

## ARMY

<b>Series:</b>	<b>Army leads 1-0</b>
<b>In West Point:</b>	<b>Army leads 1-0</b>
1922	West Point L 0-13

## AUBURN

<b>Series:</b>	<b>Auburn leads 2-0</b>
<b>In Auburn:</b>	<b>Auburn leads 2-0</b>
1987	Auburn L 0-49
1988	Auburn L 7-56

## BAKER

<b>Series:</b>	<b>Kansas leads 6-3-1</b>
<b>In Lawrence:</b>	<b>Kansas leads 5-1-1</b>
<b>In Baldwin:</b>	<b>Baker leads 2-1</b>
1890	Baldwin L 9-22
1890	Lawrence W 14-12
1891	Baldwin W 18-4
1891	Lawrence W 8-0
1892	Baldwin L 0-18
1893	Lawrence L 12-14
1910	Lawrence W 21-0
1911	Lawrence T 0-0
1918	Lawrence W 20-6

## BALL STATE

<b>Series:</b>	<b>Kansas leads 2-0</b>
<b>In Lawrence:</b>	<b>Kansas leads 2-0</b>
1992	Lawrence W 62-10
1996	Lawrence W 35-10

## BAYLOR

<b>Series:</b>	<b>Baylor leads 17-4</b>
<b>In Lawrence:</b>	<b>Baylor leads 7-4</b>
<b>In Waco:</b>	<b>Baylor leads 10-0</b>
9/18/1971	Lawrence W 22-0
9/10/1988	Lawrence L 14-27
9/23/1989	Waco L 3-46
10/10/1998	Waco L 24-31
11/6/1999	Lawrence W 45-10
10/5/2002	Waco L 32-35
10/18/2003	Lawrence W 28-21
10/21/2006	Waco L 35-36
10/13/2007	Lawrence W 58-10
10/2/2010	Waco L 7-55
11/12/2011	Lawrence (ot) L 30-31
11/3/2012	Waco L 14-41
10/26/2013	Lawrence L 14-59
11/1/2014	Waco L 14-60
10/10/2015	Lawrence L 7-66
10/15/2016	Waco L 7-49
11/4/2017	Lawrence L 9-38
9/22/2018	Waco L 7-26
11/30/2019	Lawrence L 6-61

9/26/2020	Waco L 14-47
9/18/2021	Lawrence L 7-45

## BOSTON

<b>Series:</b>	<b>Kansas leads 2-0</b>
<b>In Lawrence:</b>	<b>Kansas leads 1-0</b>
<b>In Boston:</b>	<b>Kansas leads 1-0</b>
1959	Lawrence W 28-7
1962	Boston W 14-0

## BOSTON COLLEGE

<b>Series:</b>	<b>Kansas leads 1-0</b>
<b>In Chestnut Hill:</b>	<b>Kansas leads 1-0</b>
9/13/2019	Chestnut Hill W 48-24

## BOWLING GREEN

<b>Series:</b>	<b>Bowling Green leads 1-0</b>
<b>In Lawrence:</b>	<b>Bowling Green leads 1-0</b>
2002	Lawrence L 16-39

## BYU

<b>Series:</b>	<b>Kansas leads 1-0</b>
<b>In Honolulu:</b>	<b>Kansas leads 1-0</b>
1992	Honolulu W 23-20

## CALIFORNIA

<b>Series:</b>	<b>Cal leads 3-2</b>
<b>In Lawrence:</b>	<b>Tied 1-1</b>
<b>In Berkeley</b>	<b>Cal leads 2-1</b>
1961	Berkeley W 53-7
1962	Lawrence W 33-21
1965	Berkeley L 0-17
1988	Berkeley L 21-52
1992	Lawrence L 23-27

## CAL STATE-NORTHRIIDGE

<b>Series:</b>	<b>Kansas leads 1-0</b>
<b>In Lawrence:</b>	<b>Kansas leads 1-0</b>
1999	Lawrence W 71-14

## CENTRAL MICHIGAN

<b>Series:</b>	<b>Kansas leads 2-0</b>
<b>In Lawrence:</b>	<b>Kansas leads 2-0</b>
2007	Lawrence W 52-7
9/20/2014	Lawrence W 24-10
9/9/2017	Lawrence L 27-45
9/9/2018	Mount Pleasant W 31-7

## CINCINNATI

<b>Series:</b>	<b>Tied 1-1</b>
<b>In Lawrence:</b>	<b>Kansas leads 1-0</b>
<b>In Cincinnati:</b>	<b>Cincinnati leads 1-0</b>
9/2/1995	Lawrence W 23-18
9/20/1997	Cincinnati L 7-34

## COASTAL CAROLINA

<b>Series:</b>	<b>Coastal Carolina leads 3-0</b>
<b>In Lawrence:</b>	<b>Coastal Carolina leads 2-0</b>
<b>In Conway:</b>	<b>Coastal Carolina leads 1-0</b>
9/7/2019	Lawrence L 7-12
9/12/2020	Lawrence L 23-38
9/10/2021	Conway L 22-49

## COLORADO

<b>Series:</b>	<b>Colorado leads 42-25-3</b>
<b>In Lawrence:</b>	<b>Colorado leads 17-16-3</b>
<b>In Boulder:</b>	<b>Colorado leads 24-9</b>
<b>In Denver:</b>	<b>Colorado leads 1-0</b>
1903	Boulder W 12-11
1904	Lawrence T 6-6
1905	Denver L 0-15
1906	Lawrence W 16-0
1922	Lawrence W 39-6
1934	Lawrence T 0-0
1935	Boulder W 12-6
1948	Lawrence W 40-7
1949	Boulder L 12-13
1950	Lawrence W 27-21
1951	Boulder L 27-35
1952	Lawrence W 21-12
1953	Boulder W 27-21
1954	Lawrence L 0-27

1955	Boulder L 0-12
1956	Boulder L 25-26
1957	Lawrence W 35-34
1958	Boulder L 0-31
1959	Boulder L 14-27
1960	Lawrence W 34-6
1961	Boulder L 19-20
1962	Lawrence W 35-8
1963	Lawrence W 43-14
1964	Lawrence W 10-7
1965	Boulder L 14-21
1966	Lawrence L 18-35
1967	Boulder L 8-12
1968	Lawrence W 27-14
1969	Lawrence L 14-17
1970	Boulder L 29-45
1971	Lawrence L 14-35
1972	Boulder L 8-33
1973	Lawrence W 17-15
1974	Boulder L 16-17
1975	Lawrence L 21-24
1976	Boulder L 17-40
1977	Lawrence T 17-17
1978	Boulder L 7-17
1979	Lawrence L 17-31
1980	Boulder W 42-3
1981	Lawrence W 27-0
1982	Boulder L 3-28
1983	Lawrence L 23-34
1984	Boulder W 28-27
1985	Lawrence L 3-14
1986	Boulder L 10-17
1987	Boulder L 10-35
1988	Lawrence L 9-21
1989	Boulder L 17-49
1990	Lawrence L 10-41
1991	Boulder L 24-30
1992	Lawrence L 18-25
1993	Boulder L 14-58
1994	Lawrence L 26-51
1995	Boulder W 40-24
1996	Lawrence L 7-20
1997	Boulder L 6-42
1998	Lawrence W 33-17
1999	Boulder L 17-51
2000	Lawrence W 23-15
2001	Boulder L 16-27
2002	Lawrence L 29-53
2003	Boulder L 47-50
2004	Lawrence L 21-30
2005	Boulder L 13-44
2006	Lawrence W 20-15
2007	Boulder W 19-14
2008	Lawrence W 30-14
2009	Boulder L 30-34
2010	Lawrence W 52-45

## COLORADO STATE

<b>Series:</b>	<b>Kansas leads 4-0</b>
<b>In Lawrence:</b>	<b>Kansas leads 3-0</b>
<b>In Fort Collins:</b>	<b>Kansas leads 1-0</b>
1931	Lawrence W 27-6
1939	Fort Collins W 7-0
1940	Lawrence W 26-0
1993	Lawrence W 24-6

## CREIGHTON

<b>Series:</b>	<b>Kansas leads 3-0</b>
<b>In Lawrence:</b>	<b>Kansas leads 1-0</b>
<b>In Omaha:</b>	<b>Kansas leads 2-0</b>
1923	Lawrence W 6-0
1930	Omaha W 26-0
1933	Omaha W 14-0

## DENVER

<b>Series:</b>	<b>Kansas leads 6-2-1</b>
<b>In Denver:</b>	<b>Kansas leads 6-2-1</b>
1932	Denver W 13-12
1942	Denver L 0-17
1943	Denver L 6-19
1944	Denver T 14-14
1945	Denver W 20-19

## SERIES HISTORY BY CONFERENCE

AMERICAN	G	W	L	T	FIRST/LAST
Cincinnati	2	1	1	0	1995/1997
Houston	3	3	0	0	1994/2005
Memphis	2	0	2	0	2015/2016
SMU	6	2	4	0	1952/2000
Temple	1	0	1	0	1941/1941
Tulane	1	1	0	0	1958/1958
Tulsa	10	5	5	0	1933/2004
South Florida	2	1	1	0	2006/2008
<b>Totals</b>	<b>27</b>	<b>13</b>	<b>14</b>	<b>0</b>	<b>1933/2016</b>

ATLANTIC COAST	G	W	L	T	FIRST/LAST
Boston College	1	1	0	0	2019/2019
Duke	2	1	2	0	2009/2021
Florida State	7	2	5	0	1971/1993
Georgia Tech	3	1	2	0	1947/2011
Louisville	3	0	3	0	1980/1990
Miami (Fla.)	4	0	4	0	1957/1990
North Carolina	2	0	2	0	1984/1986
North Carolina State	2	0	2	0	1973/2003
Pittsburgh	3	0	3	0	1975/1980
Syracuse	8	4	4	0	1959/1980
Virginia	2	0	2	0	1990/1991
Virginia Tech	1	1	0	0	2007/2007
<b>Totals</b>	<b>38</b>	<b>10</b>	<b>29</b>	<b>0</b>	<b>1947/2021</b>

BIG TEN	G	W	L	T	FIRST/LAST
Illinois	5	2	3	0	1892/1968
Indiana	2	1	1	0	1967/1968
Iowa	10	7	3	0	1891/1960
Michigan	3	0	3	0	1893/1979
Michigan State	6	1	5	0	1934/1994
Minnesota	7	4	3	0	1893/2008
Nebraska	117	23	91	3	1892/2010
Northwestern	2	0	2	0	2003/2004
Penn State	1	0	1	0	1969/1969
Rutgers	2	1	1	0	2015/2018
Wisconsin	6	2	4	0	1901/1976
<b>Totals</b>	<b>161</b>	<b>41</b>	<b>117</b>	<b>3</b>	<b>1891/2018</b>

BIG 12	G	W	L	T	FIRST/LAST
Baylor	20	4	16	0	1971/2020
Iowa State	100	50	44	6	1898/2020
Kansas State	118	66	47	5	1902/2020
Oklahoma	111	27	78	6	1903/2020
Oklahoma State	71	29	39	3	1923/2020
Texas	19	3	16	0	1901/2019
TCU	37	9	24	4	1942/2020
Texas Tech	22	2	20	0	1965/2020
West Virginia	10	1	9	0	1941/2020
<b>Totals</b>	<b>508</b>	<b>191</b>	<b>293</b>	<b>24</b>	<b>1898/2020</b>

CONFERENCE USA	G	W	L	T	FIRST/LAST
Florida Atlantic	1	1	0	0	2005/2005
Florida International	2	2	0	0	2007/2008
Louisiana Tech	4	3	1	0	1987/2013
North Texas	3	3	0	0	1979/1998
Rice	3	1	2	0	1961/2013
Southern Mississippi	2	1	1	0	2009/2010
UAB	4	4	0	0	1994/2000
UTEP	1	1	0	0	2009/2009
<b>Totals</b>	<b>20</b>	<b>16</b>	<b>4</b>	<b>0</b>	<b>1961/2013</b>

INDEPENDENTS	G	W	L	T	FIRST/LAST
Army	1	0	1	0	1922/1922
BYU	1	1	0	0	1992/1992
Notre Dame	6	1	4	1	1904/1999
<b>Totals</b>	<b>8</b>	<b>2</b>	<b>5</b>	<b>1</b>	<b>1904/1999</b>

MID-AMERICAN	G	W	L	T	FIRST/LAST
Ball State	2	2	0	0	1992/1996
Bowling Green	1	0	1	0	2002/2002
Central Michigan	4	3	1	0	2007/2018
Kent State	2	1	1	0	1987/1989
Northern Illinois	3	1	2	0	1983/2012
Ohio	3	0	3	0	1967/2017
Toledo	4	3	1	0	1991/2007
<b>Totals</b>	<b>19</b>	<b>10</b>	<b>9</b>	<b>0</b>	<b>1967/2018</b>

MOUNTAIN WEST	G	W	L	T	FIRST/LAST
Colorado State	4	4	0	0	1931/1993
Hawaii	1	1	0	0	1985/1985



PAC-12	G	W	L	T	FIRST/LAST
Arizona	6	3	2	1	1936/1966
California	5	2	3	0	1961/1992
Colorado	70	24	43	3	1903/2010
Oregon	2	1	0	1	1980/1981
Oregon State	6	4	2	0	1957/1992
Southern California	1	1	0	0	1983/1983
Stanford	1	0	1	0	1967/1967
UCLA	7	2	5	0	1953/2001
Utah	4	2	2	0	1950/1996
Washington	1	0	1	0	1978/1978
Washington State	9	7	2	0	1955/1977
<b>Totals</b>	<b>112</b>	<b>46</b>	<b>61</b>	<b>5</b>	<b>1903/2010</b>

ATLANTIC 10	G	W	L	T	FIRST/LAST
Villanova	1	0	1	0	1940/1940
<b>Totals</b>	<b>1</b>	<b>0</b>	<b>1</b>	<b>0</b>	<b>1940/1940</b>

BIG SKY	G	W	L	T	FIRST/LAST
Montana State	1	1	0	0	1989/1989
Northern Colorado	1	1	0	0	2009/2009
<b>Totals</b>	<b>2</b>	<b>2</b>	<b>0</b>	<b>0</b>	<b>1989/2009</b>

COLONIAL ATHLETIC	G	W	L	T	FIRST/LAST
Rhode Island	1	1	0	0	2016/2016
<b>Totals</b>	<b>1</b>	<b>1</b>	<b>0</b>	<b>0</b>	<b>2016/2016</b>

IVY	G	W	L	T	FIRST/LAST
Pennsylvania	1	0	1	0	1930/1930
<b>Totals</b>	<b>1</b>	<b>0</b>	<b>1</b>	<b>0</b>	<b>1930/1930</b>

MISSOURI VALLEY	G	W	L	T	FIRST/LAST
Illinois State	1	1	0	0	1998/1998
Indiana State	3	3	0	0	1985/2019
Missouri State	2	2	0	0	2001/2002
North Dakota State	1	0	1	0	2010/2010
South Dakota	2	3	0	0	1900/2021
South Dakota State	3	2	1	0	1947/2015
Southern Illinois	3	3	0	0	1986/2000
<b>Totals</b>	<b>15</b>	<b>14</b>	<b>2</b>	<b>0</b>	<b>1947/2021</b>

OHIO VALLEY	G	W	L	T	FIRST/LAST
Eastern Illinois	1	1	0	0	1985/1985
Jacksonville State	1	1	0	0	2003/2003
Southeast Missouri State	2	2	0	0	2014/2017
<b>Totals</b>	<b>4</b>	<b>4</b>	<b>0</b>	<b>0</b>	<b>1985/2017</b>

PIONEER	G	W	L	T	FIRST/LAST
Drake	17	10	6	1	1899/1940
<b>Totals</b>	<b>17</b>	<b>10</b>	<b>6</b>	<b>1</b>	<b>1899/1940</b>

SOUTHERN	G	W	L	T	FIRST/LAST
Western Carolina	1	1	0	0	1993/1993
<b>Totals</b>	<b>1</b>	<b>1</b>	<b>0</b>	<b>0</b>	<b>1993/1993</b>

SOUTHLAND	G	W	L	T	FIRST/LAST
McNeese State	1	1	0	0	2011/2011
Nicholls State	1	0	1	0	2018/2018
Northwestern State	1	1	0	0	2006/2006
Sam Houston State	1	1	0	0	2006/2008
Southeastern Louisiana	1	1	0	0	2007/2007
<b>Totals</b>	<b>5</b>	<b>4</b>	<b>1</b>	<b>0</b>	<b>2006/2018</b>

OTHERS	G	W	L	T	FIRST/LAST
Abilene (Kan.)	1	1	0	0	1896/1896
Ainsworth Medical	1	1	0	0	1898/1898
Baker	10	6	3	1	1890/1918
Beloit (Kan.)	1	0	0	1	1901/1901
Boston	2	2	0	0	1959/1962
Cal State Northridge	1	1	0	0	1999/1999
Creighton	3	3	0	0	1923/1933
Denver	9	6	2	1	1932/1950
Denver Athletic Club	3	2	1	0	1892/1896
Doane	3	3	0	0	1894/1896
Drury	1	1	0	0	1905/1905
College of Emporia	5	5	0	0	1903/1914
Emporia State	18	16	1	1	1895/1929
Fort Riley (Kan.)	1	0	1	0	1943/1943
George Washington	6	3	3	0	1933/1949
Glascow (Kan.)	1	1	0	0	1897/1897
Grinnell (Kan.)	4	2	2	0	1925/1928
Haskell (Kan.)	11	6	5	0	1896/1931
Iowa Navy Pre-Flight	1	0	1	0	1942/1942
James Milliken	1	1	0	0	1931/1931
Kansas City Medical	7	4	3	0	1896/1902
Kansas City YMCA	2	1	1	0	1890/1891
Kirksville Osteopathy	1	1	0	0	1901/1901
Knox	1	0	1	0	1902/1902
Loyola (Calif.)	1	1	0	0	1951/1951
Marquette	4	0	4	0	1928/1945
Midland	3	3	0	0	1895/1897
Olathe Navy	1	1	0	0	1944/1944
Ottawa	6	4	1	1	1894/1910
Pacific	1	0	0	1	1956/1956
Pittsburg State	1	1	0	0	1919/1919
Saint Louis	3	1	2	0	1906/1932
St. Benedict's	2	2	0	0	1934/1935
St. Mary's (Kan.)	8	8	0	0	1897/1912
Santa Clara	1	1	0	0	1952/1952
Warrensburg	5	5	0	0	1897/1943
Washburn	37	28	5	4	1891/1945
Washington (Mo.)	15	12	0	3	1891/1942
Wichita State	7	5	2	0	1902/1984
William Jewell	6	6	0	0	1905/1914
<b>Totals</b>	<b>195</b>	<b>144</b>	<b>38</b>	<b>13</b>	<b>1890/1999</b>

1946	Denver	W	21-13
1947	Denver	W	9-0
1948	Denver	W	40-0
1950	Denver	W	46-6

**DRAKE**

<b>Series:</b>	<b>Kansas leads 10-6-1</b>		
<b>In Lawrence:</b>	<b>Kansas leads 8-2</b>		
<b>In Des Moines:</b>	<b>Drake leads 2-4-1</b>		
1899	Lawrence	W	29-5
1910	Des Moines	W	6-0
1911	Lawrence	W	11-3
1912	Des Moines	L	0-6
1913	Lawrence	W	11-0
1914	Des Moines	W	32-7
1915	Lawrence	W	30-7
1920	Lawrence	W	7-3
1921	Lawrence	L	7-15
1922	Des Moines	L	0-6
1923	Lawrence	W	17-0
1924	Des Moines	T	6-6
1925	Lawrence	L	0-7
1926	Des Moines	L	0-13
1927	Lawrence	W	7-6
1939	Des Moines	L	6-12
1940	Lawrence	W	20-6

**DUKE**

<b>Series:</b>		<b>Duke leads 2-1</b>
<b>In Lawrence:</b>		<b>Kansas leads 1-0</b>
<b>In Durham:</b>		<b>Duke leads 2-0</b>
9/19/2009	Lawrence	W 44-16
9/13/2014	Durham	L 3-41
9/25/2021	Durham	L 33-52

**EASTERN ILLINOIS**

<b>Series:</b>	<b>Kansas lead 1-0</b>		
<b>In Lawrence:</b>	<b>Kansas leads 1-0</b>		
1985	Lawrence	W	44-20

**FLORIDA ATLANTIC**

<b>Series:</b>	<b>Kansas leads 1-0</b>		
<b>In Lawrence:</b>	<b>Kansas leads 1-0</b>		
2005	Lawrence	W	30-19

**FLORIDA INTERNATIONAL**

<b>Series:</b>	<b>Kansas leads 2-0</b>		
<b>In Lawrence:</b>	<b>Kansas leads 2-0</b>		
2007	Lawrence	W	55-3
2008	Lawrence	W	40-10

**FLORIDA STATE**

<b>Series:</b>	<b>Florida State leads 5-2</b>		
<b>In Lawrence:</b>	<b>Florida State leads 2-1</b>		
<b>In Tallahassee:</b>	<b>Florida State leads 2-1</b>		
<b>In East Rutherford:</b>	<b>Florida State leads 1-0</b>		
1971	Tallahassee	L	7-30
1972	Lawrence	L	22-44
1973	Tallahassee	W	28-0
1974	Lawrence	W	40-9
1984	Lawrence	L	16-42
1985	Tallahassee	L	20-24
1993	East Rutherford	L	0-42

**GEORGE WASHINGTON**

<b>Series:</b>	<b>Series tied 3-3</b>		
<b>In Lawrence:</b>	<b>Series tied 1-1</b>		
<b>In Washington D.C.:</b>	<b>Series tied 2-2</b>		
1933	Washington D.C.	W	13-12
1938	Washington D.C.	L	7-9
1939	Lawrence	L	7-14
1940	Washington D.C.	L	0-7
1948	Washington D.C.	W	12-0
1949	Lawrence	W	21-14

**GEORGIA TECH**

<b>Series:</b>	<b>Georgia Tech leads 2-1</b>		
<b>In Lawrence:</b>	<b>Kansas leads 1-0</b>		
<b>In Atlanta:</b>	<b>Georgia Tech leads 1-0</b>		
<b>In Miami:</b>	<b>Georgia Tech leads 1-0</b>		
1947	Miami	L	14-20
2010	Lawrence	W	28-25
2011	Atlanta	L	24-66

**GRINNELL**

<b>Series:</b>		<b>Series tied 2-2</b>	
<b>In Lawrence:</b>		<b>Series tied 1-1</b>	
<b>In Grinnell:</b>		<b>Series tied 1-1</b>	
1925	Grinnell	L	0-3
1926	Lawrence	L	7-32
1927	Grinnell	W	19-0
1928	Lawrence	W	40-0

**HAWAII**

<b>Series:</b>	<b>Kansas leads 1-0</b>		
<b>In Honolulu:</b>	<b>Kansas leads 1-0</b>		
1985	Honolulu	W	33-27

**HOUSTON**

<b>Series:</b>	<b>Kansas leads 3-0</b>		
<b>In Lawrence:</b>	<b>Kansas leads 1-0</b>		
<b>In Houston:</b>	<b>Kansas leads 1-0</b>		
<b>In Fort Worth:</b>	<b>Kansas leads 1-0</b>		
9/1/1994	Houston	W	35-13
9/23/1995	Lawrence	W	20-13
12/23/2005	Fort Worth	W	42-13

**ILLINOIS**

<b>Series:</b>	<b>Illinois leads 3-2</b>		
<b>In Lawrence:</b>	<b>Kansas leads 1-0</b>		
<b>In Champaign:</b>	<b>Illinois leads 3-1</b>		
1892	Lawrence	W	26-4
1916	Champaign	L	0-30
1917	Champaign	L	0-22
1929	Champaign	L	0-25
1968	Champaign	W	47-7

**ILLINOIS STATE**

<b>Series:</b>	<b>Kansas leads 1-0</b>		
<b>In Lawrence:</b>	<b>Kansas leads 1-0</b>		
1998	Lawrence	W	63-21

**INDIANA**

<b>Series:</b>	<b>Series tied 1-1</b>		
<b>In Lawrence:</b>	<b>Kansas leads 1-0</b>		
<b>In Bloomington:</b>	<b>Indiana leads 1-0</b>		
1967	Bloomington	L	15-18
1968	Lawrence	W	38-20

**INDIANA STATE**

<b>Series:</b>		<b>Kansas leads 3-0</b>
<b>In Lawrence:</b>		<b>Kansas leads 3-0</b>
1985	Lawrence	W 37-10
1986	Lawrence	W 20-6
8/31/2019	Lawrence	W 24-17

**IOWA**

<b>Series:</b>	<b>Kansas leads 7-3</b>		
<b>In Lawrence:</b>	<b>Kansas leads 3-0</b>		
<b>In Iowa City:</b>	<b>Iowa leads 3-1</b>		
<b>In Kansas City:</b>	<b>Kansas leads 3-0</b>		
1891	Kansas City	W	14-12
1892	Kansas City	W	24-4
1893	Kansas City	W	35-24
1894	Iowa City	L	12-22
1895	Lawrence	W	52-0
1896	Iowa City	L	0-6
1897	Lawrence	W	56-0
1908	Iowa City	W	10-5
1909	Lawrence	W	20-7
1960	Iowa City	L	7-21

**IOWA STATE**

<b>Series:</b>	<b>Kansas leads 50-45-6</b>		
<b>In Lawrence:</b>	<b>Kansas leads 28-19-3</b>		
<b>In Ames:</b>	<b>Iowa State leads 25-23-3</b>		
10/15/1898	Lawrence	W	11-6
10/14/1916	Ames	L	0-13
10/27/1917	Lawrence	W	7-0
10/25/1919	Ames	T	0-0
10/23/1920	Lawrence	W	7-0
11/5/1921	Ames	W	14-7
10/11/1924	Lawrence	L	10-13
10/10/1925	Ames	L	0-20
10/27/1928	Lawrence	T	0-0
10/26/1929	Ames	W	33-0
10/25/1930	Lawrence	W	20-6
10/15/1932	Ames	W	26-0
11/18/1933	Lawrence	W	20-6
11/3/1934	Ames	T	0-0

11/23/1935	Lawrence	L	12-21
10/10/1936	Ames	L	7-21
10/16/1937	Lawrence	W	14-6
10/22/1938	Ames	L	7-21
10/7/1939	Lawrence	W	14-0
10/5/1940	Ames	L	0-7
10/25/1941	Lawrence	W	13-0
11/14/1942	Ames	L	13-20
10/9/1943	Lawrence	L	6-13
10/14/1944	Ames	L	0-25
10/6/1945	Lawrence	T	13-13
10/12/1946	Ames	W	24-8
10/4/1947	Lawrence	W	21-7
10/9/1948	Ames	W	20-7
10/1/1949	Lawrence	L	6-19
10/14/1950	Ames	W	33-21
9/29/1951	Lawrence	W	53-33
10/11/1952	Ames	W	43-0
10/3/1953	Lawrence	W	23-0
9/9/1954	Ames	L	6-33
10/8/1955	Lawrence	T	7-7
10/13/1956	Ames	W	25-14
10/12/1957	Lawrence	L	6-21
10/1/1958	Ames	W	7-0
10/31/1959	Lawrence	W	7-0
10/8/1960	Ames	W	28-14
10/14/1961	Lawrence	W	21-7
10/13/1962	Ames	W	29-8
10/12/1963	Lawrence	L	14-17
10/10/1964	Ames	W	42-6
9/9/1965	Lawrence	L	7-21
10/8/1966	Ames	L	7-24
10/28/1967	Lawrence	W	28-14
10/26/1968	Ames	W	46-25
10/25/1969	Ames	L	20-44
10/24/1970	Lawrence	W	24-10
10/23/1971	Ames	L	24-40
10/28/1972	Lawrence	L	8-34
10/27/1973	Ames	W	22-20
10/26/1974	Lawrence	L	6-22
10/18/1975	Ames	W	21-10
11/6/1976	Lawrence	L	17-31
10/29/1977	Ames	L	3-41
10/28/1978	Lawrence	L	7-13
10/20/1979	Ames	W	24-7
10/18/1980	Lawrence	W	28-17
11/7/1981	Ames	W	24-11
11/6/1982	Lawrence	W	24-17
10/8/1983	Ames	L	35-38
10/6/1984	Lawrence	W	33-14
10/12/1985	Ames	L	21-22
10/1/1986	Lawrence	L	10-13
10/24/1987	Lawrence	L	28-42
10/22/1988	Ames	L	14-42
10/7/1989	Lawrence	L	20-24
10/6/1990	Ames	T	34-34
10/19/1991	Lawrence	W	41-0
10/17/1992	Ames	W	50-47
10/16/1993	Lawrence	W	35-20
10/15/1994	Ames	W	41-23
10/14/1995	Lawrence	W	34-7
11/2/1996	Ames	W	34-31
11/1/1997	Lawrence	W	34-24
11/21/1998	Ames	L	20-23
11/20/1999	Lawrence	W	31-28
11/18/2000	Ames	L	17-38
11/17/2001	Lawrence	L	7-49
8/31/2002	Ames	L	3-45
11/22/2003	Lawrence	W	36-7
10/30/2004	Ames	L	7-13
11/26/2005	Lawrence (ot)	W	24-21
11/4/2006	Ames	W	41-10
11/17/2007	Lawrence	W	45-7
10/4/2008	Ames	W	35-33
10/10/2009	Lawrence	W	41-36
10/30/2010	Ames	L	16-28
11/5/2011	Ames	L	10-13
11/17/2012	Lawrence	L	23-51
11/23/2013	Ames	L	0-34
11/8/2014	Lawrence	W	34-14
10/3/2015	Ames	L	13-38
11/12/2016	Lawrence	L	24-31
10/14/2017	Ames	L	0-35
11/3/2018	Lawrence	L	3-27
11/23/2019	Ames	L	31-41



11/31/2020	Lawrence	L	22-52
10/2/2021	Ames	L	7-59

**JACKSONVILLE STATE**

<b>Series:</b>	<b>Kansas leads 1-0</b>		
<b>In Lawrence:</b>	<b>Kansas leads 1-0</b>		
2003	Lawrence	W	41-6

**KANSAS STATE**

<b>Series:</b>	<b>Kansas leads 65-49-5</b>
<b>In Lawrence:</b>	<b>Kansas leads 37-22-2</b>
<b>In Manhattan:</b>	<b>Kansas leads 28-27-3</b>

10/4/1902	Lawrence	W	16-0
10/3/1903	Lawrence	W	34-0
11/19/1904	Manhattan	W	41-4
11/25/1905	Lawrence	W	28-0
11/24/1906	Manhattan	L	4-6
10/26/1907	Lawrence	W	29-10
10/10/1908	Lawrence	W	12-6
10/16/1909	Manhattan	W	5-3
10/21/1911	Manhattan	W	6-0
10/26/1912	Lawrence	W	19-6
10/25/1913	Manhattan	W	26-0
10/26/1914	Lawrence	W	27-0
10/23/1915	Manhattan	W	19-7
10/28/1916	Lawrence	T	0-0
11/3/1917	Manhattan	W	9-0
11/28/1918	Lawrence	W	13-7
11/1/1919	Lawrence	W	16-3
10/30/1920	Manhattan	W	14-0
10/29/1921	Lawrence	W	21-7
10/28/1922	Manhattan	T	7-7
10/27/1923	Lawrence	T	0-0
10/18/1924	Manhattan	L	0-6
10/17/1925	Lawrence	L	7-14
10/16/1926	Manhattan	L	0-27
10/15/1927	Lawrence	L	2-13
10/20/1928	Manhattan	W	7-0
10/19/1929	Lawrence	L	0-6
10/18/1930	Manhattan	W	14-0
10/17/1931	Lawrence	L	0-13
11/19/1932	Manhattan	W	19-0
10/28/1933	Lawrence	L	0-6
10/20/1934	Manhattan	L	0-13
10/26/1935	Lawrence	W	9-2
10/24/1936	Manhattan	L	6-26
11/13/1937	Lawrence	L	0-7
10/29/1938	Manhattan	W	27-7
11/3/1939	Lawrence	L	6-27
10/26/1940	Manhattan	L	0-20
11/15/1941	Lawrence	W	20-16
10/24/1942	Manhattan	W	19-7
10/30/1943	Lawrence	W	25-2
11/11/1944	Manhattan	L	14-18
11/17/1945	Lawrence	W	27-0
11/16/1946	Manhattan	W	34-0
11/1/1947	Lawrence	W	55-0
11/13/1948	Manhattan	W	20-14
10/29/1949	Lawrence	W	38-0
11/18/1950	Manhattan	W	47-7
10/27/1951	Lawrence	W	33-14
11/1/1952	Manhattan	W	26-6
11/7/1953	Lawrence	L	0-7
10/30/1954	Manhattan	L	6-28
11/5/1955	Lawrence	L	0-46
11/3/1956	Manhattan	W	20-15
11/9/1957	Lawrence	W	13-7
11/1/1958	Manhattan	W	21-12
10/17/1959	Lawrence	W	33-14
9/24/1960	Manhattan	W	41-0
11/11/1961	Lawrence	W	34-0
11/3/1962	Manhattan	W	38-0
11/2/1963	Lawrence	W	34-0
10/31/1964	Manhattan	W	7-0
10/30/1965	Lawrence	W	34-0
10/29/1966	Manhattan	T	3-3
11/4/1967	Lawrence	W	17-16
11/16/1968	Manhattan	W	38-29
10/11/1969	Lawrence	L	22-26
10/10/1970	Manhattan	W	21-15
10/9/1971	Lawrence	W	39-13
10/14/1972	Manhattan	L	19-20
10/13/1973	Lawrence	W	25-18
10/12/1974	Manhattan	W	20-13
11/1/1975	Lawrence	W	28-0
10/23/1976	Manhattan	W	24-14

11/5/1977	Lawrence	W	29-21
11/18/1978	Manhattan	L	20-36
11/3/1979	Lawrence	W	36-28
11/1/1980	Manhattan	W	20-18
10/24/1981	Lawrence	W	17-14
10/23/1982	Manhattan	L	7-36
10/15/1983	Lawrence	W	31-3
10/13/1984	Manhattan	L	7-24
10/19/1985	Lawrence	W	38-7
10/18/1986	Manhattan	L	12-29
11/7/1987	Manhattan	T	17-17
11/5/1988	Lawrence	W	30-12
10/28/1989	Manhattan	W	21-16
10/27/1990	Lawrence	W	27-24
10/12/1991	Manhattan	L	12-16
10/10/1992	Lawrence	W	31-7
10/9/1993	Manhattan	L	9-10
10/6/1994	Lawrence	L	13-21
10/28/1995	Manhattan	L	7-41
11/9/1996	Lawrence	L	12-38
11/8/1997	Manhattan	L	16-48
10/31/1998	Lawrence	L	6-54
10/9/1999	Manhattan	L	9-50
10/7/2000	Lawrence	L	13-52
10/27/2001	Manhattan	L	6-40
11/2/2002	Lawrence	L	0-64
10/25/2003	Manhattan	L	6-42
10/9/2004	Lawrence	W	31-28
10/8/2005	Manhattan	L	3-12
11/18/2006	Lawrence	W	39-20
10/6/2007	Manhattan	W	30-24
11/1/2008	Lawrence	W	52-21
11/7/2009	Manhattan	L	10-17
10/14/2010	Lawrence	L	7-59
10/22/2011	Lawrence	L	21-59
10/6/2012	Manhattan	L	16-56
11/30/2013	Lawrence	L	10-31
11/29/2014	Manhattan	L	13-51
11/28/2015	Lawrence	L	14-45
11/26/2016	Manhattan	L	19-34
10/28/2017	Lawrence	L	20-30
11/10/2018	Manhattan	L	17-21
11/2/2019	Lawrence	L	10-38
10/24/2020	Manhattan	L	14-55
11/6/2021	Lawrence	L	10-35

**KENT STATE**

<b>Series:</b>		<b>Series tied 1-1</b>	
<b>In Lawrence:</b>		<b>Series tied 1-1</b>	
1987	Lawrence	L	17-31
1989	Lawrence	W	28-21

**KENTUCKY**

<b>Series:</b>	<b>Kansas leads 3-0-1</b>		
<b>In Lawrence:</b>	<b>Kansas leads 2-0</b>		
<b>In Lexington:</b>	<b>Kansas leads 1-0-1</b>		
1975	Lexington	W	14-10
1976	Lawrence	W	37-10
1981	Lawrence	W	21-16
1982	Lexington	T	13-13

**LOUISIANA-MONROE**

<b>Series:</b>	<b>Kansas leads 1-0</b>		
<b>In Lawrence:</b>	<b>Kansas leads 1-0</b>		
2006	Lawrence	W	49-18

**LOUISIANA TECH**

<b>Series:</b>		<b>Kansas leads 3-1</b>	
<b>In Lawrence:</b>		<b>Kansas leads 3-1</b>	
1987	Lawrence	L	11-16
2005	Lawrence	W	34-14
2008	Lawrence	W	29-0
2013	Lawrence	W	12-10

**LOUISVILLE**

<b>Series:</b>		<b>Louisville leads 3-0</b>	
<b>In Lawrence:</b>		<b>Louisville leads 2-0</b>	
<b>In Louisville:</b>		<b>Louisville leads 1-0</b>	
1980	Lawrence	L	9-17
1989	Lawrence	L	28-33
1990	Louisville	L	16-28

**LOYOLA (CALIF.)**

<b>LOTOLA (CALIF.)</b>			
<b>Series:</b>	<b>Kansas leads 1-0</b>		
<b>In Lawrence:</b>	<b>Kansas leads 1-0</b>		
1951	Lawrence	W	34-26

**MARQUETTE**

<b>Series:</b>	<b>Marquette leads 4-0</b>		
<b>In Lawrence:</b>	<b>Marquette leads 1-0</b>		
<b>In Milwaukee:</b>	<b>Marquette leads 3-0</b>		
1928	Milwaukee	L	0-7
1941	Milwaukee	L	7-33
1942	Lawrence	L	0-14
1945	Milwaukee	L	0-26

**MCNEESE STATE**

<b>Series:</b>	<b>Kansas leads 1-0</b>		
<b>In Lawrence:</b>	<b>Kansas leads 1-0</b>		
2011	Lawrence	W	42-14

**MEMPHIS**

<b>Series:</b>	<b>Memphis leads 2-0</b>		
<b>In Lawrence:</b>	<b>Memphis leads 1-0</b>		
<b>In Memphis:</b>	<b>Memphis leads 1-0</b>		
9/12/2015	Lawrence	L	23-55
9/17/2016	Memphis	L	7-43

**MIAMI (FLA.)**

<b>Series:</b>	<b>Miami leads 4-0</b>		
<b>In Lawrence:</b>	<b>Miami leads 1-0</b>		
<b>In Miami:</b>	<b>Miami leads 3-0</b>		
1957	Miami	L	6-48
1977	Miami	L	7-14
1978	Lawrence	L	6-38
1990	Miami	L	0-34

**MICHIGAN**

<b>Series:</b>	<b>Michigan leads 3-0</b>		
<b>In Ann Arbor:</b>	<b>Michigan leads 1-0</b>		
<b>In Kansas City:</b>	<b>Michigan leads 2-0</b>		
1893	Kansas City	L	0-22
1894	Kansas City	L	12-22
1979	Ann Arbor	L	7-28

**MICHIGAN STATE**

<b>Series:</b>	<b>Michigan State leads 5-1</b>		
<b>In Lawrence:</b>	<b>Michigan State leads 2-1</b>		
<b>In East Lansing:</b>	<b>Michigan State leads 3-0</b>		
1934	Lawrence	L	0-6
1935	East Lansing	L	0-42
1936	Lawrence	L	0-41
1937	East Lansing	L	0-16
1993	East Lansing	L	14-31
1994	Lawrence	W	17-10

**MINNESOTA**

<b>Series:</b>	<b>Kansas leads 4-3</b>		
<b>In Lawrence:</b>	<b>Kansas leads 1-0</b>		
<b>In Minneapolis:</b>	<b>Series tied 2-2</b>		
<b>In Kansas City:</b>	<b>Minnesota leads 1-0</b>		
<b>In Tempe:</b>	<b>Kansas leads 1-0</b>		
1893	Minneapolis	L	6-12
1896	Kansas City	L	0-12
1966	Minneapolis	W	16-14
1971	Minneapolis	L	20-38
1972	Minneapolis	W	34-28
1973	Lawrence	W	34-19
2009	Tempe	W	42-21

**MISSISSIPPI STATE**

<b>Series:</b>	<b>Mississippi State leads 1-0</b>		
<b>In Birmingham:</b>	<b>Mississippi State leads 1-0</b>		
1981	Birmingham	L	0-10

**MISSOURI**

<b>Series:</b>	<b>Missouri leads 56-55-9</b>		
<b>In Lawrence:</b>	<b>Kansas leads 26-16-3</b>		
<b>In Columbia:</b>	<b>Missouri leads 15-30-3</b>		
<b>In Kansas City:</b>	<b>Kansas leads 13-10-3</b>		
<b>In St. Joseph:</b>	<b>Kansas leads 1-0</b>		
1891	Kansas City	W	22-8
1892	Kansas City	W	12-4
1893	Kansas City	L	4-12
1894	Kansas City	W	18-12
1895	Kansas City	L	6-10
1896	Kansas City	W	30-0
1897	Kansas City	W	16-0
1898	Kansas City	W	12-0
1899	Kansas City	W	34-6
1900	Kansas City	T	0-0
1901	Kansas City	L	12-18
1902	Kansas City	W	17-5

1903	Kansas City	W	5-0
1904	Kansas City	W	29-0
1905	Kansas City	W	24-0
1906	Kansas City	T	0-0
1907	St. Joseph	W	4-0
1908	Kansas City	W	0-4
1909	Kansas City	L	6-12
1910	Kansas City	T	5-5
1911	Columbia	T	3-3
1912	Lawrence	W	12-2
1913	Columbia	L	0-3
1914	Lawrence	L	7-10
1915	Columbia	W	8-6
1916	Columbia	L	0-13
1917	Columbia	W	3-27
1919	Lawrence	L	6-13
1920	Columbia	L	7-16
1921	Lawrence	W	15-9
1922	Columbia	L	7-9
1923	Lawrence	T	3-3
1924	Columbia	L	0-14
1925	Lawrence	W	10-7
1926	Columbia	L	0-15
1927	Lawrence	W	7-14
1928	Columbia	L	6-25
1929	Lawrence	L	0-7
1930	Columbia	W	32-0
1931	Lawrence	W	14-0
1932	Columbia	W	7-0
1933	Lawrence	W	27-0
1934	Columbia	W	20-0
1935	Lawrence	T	0-0
1936	Columbia	L	3-19
1937	Lawrence	T	0-0
1938	Columbia	L	7-13
1939	Lawrence	L	0-20
1940	Columbia	L	20-45
1941	Lawrence	L	6-45
1942	Columbia	L	13-42
1943	Lawrence	W	7-6
1944	Kansas City	L	0-28
1945	Kansas City	L	12-53
1946	Columbia	W	20-19
1947	Lawrence	W	20-14
1948	Columbia	L	7-21
1949	Lawrence	L	28-34
1950	Columbia	L	6-20
1951	Lawrence	W	41-28
1952	Columbia	L	19-20
1953	Lawrence	L	6-10
1954	Columbia	L	18-41
1955	Lawrence	W	7-13
1956	Columbia	L	13-15
1957	Lawrence	W	9-7
1958	Columbia	T	13-13
1959	Lawrence	L	9-13
1960	Columbia	W	23-7*
1961	Lawrence	L	7-10
1962	Columbia	T	3-3
1963	Lawrence	L	7-9
1964	Columbia	L	14-34
1965	Lawrence	L	20-44
1966	Columbia	L	0-7
1967	Lawrence	W	17-6
1968	Columbia	W	21-19
1969	Lawrence	L	21-69
1970	Columbia	L	17-28
1971	Lawrence	W	7-2
1972	Columbia	W	28-17
1973	Lawrence	W	14-13
1974	Columbia	L	3-27
1975	Lawrence	W	42-24
1976	Columbia	W	41-14
1977	Lawrence	W	24-22
1978	Columbia	L	0-48
1979	Lawrence	L	7-55
1980	Columbia	L	6-30
1981	Lawrence	W	19-11
1982	Columbia	L	10-16
1983	Lawrence	W	37-27
1984	Columbia	W	35-21
1985	Lawrence	W	34-20
1986	Columbia	L	0-48
1987	Columbia	L	7-19
1988	Lawrence	L	17-55
1989	Columbia	W	46-44



1990	Lawrence	L	21-31
1991	Lawrence	W	53-29
1992	Columbia	L	17-22
1993	Lawrence	W	28-0
1994	Lawrence	W	31-14
1995	Lawrence	W	42-23
1996	Columbia	L	25-42
1997	Lawrence	W	15-17
1998	Columbia	L	23-44
1999	Lawrence	W	21-0
2000	Columbia	W	38-17
2001	Lawrence	L	34-38
2002	Columbia	L	12-36
2003	Lawrence	W	34-14
2004	Columbia	W	31-14
2005	Lawrence	W	13-3
2006	Columbia	L	17-42
2007	Kansas City	L	28-36
2008	Kansas City	W	40-37
2009	Kansas City	L	39-41
2010	Kansas City	L	7-35
2011	Kansas City	L	10-24

**MISSOURI STATE**

<b>Series:</b>		<b>Kansas leads 2-0</b>	
<b>In Lawrence:</b>		<b>Kansas leads 2-0</b>	
2001	Lawrence	W	24-10
2002	Lawrence	W	44-24

**MONTANA STATE**

<b>Series:</b>	<b>Kansas leads 1-0</b>		
<b>In Lawrence:</b>	<b>Kansas leads 1-0</b>		
1989	Lawrence	W	41-17

**NEBRASKA**

<b>Series:</b>	<b>Nebraska leads 91-23-3</b>
<b>In Lawrence:</b>	<b>Nebraska leads 47-8-1</b>
<b>In Lincoln:</b>	<b>Nebraska leads 44-15-2</b>

1892	Lincoln	W	12-0
1893	Lincoln	W	18-0
1894	Lincoln	L	6-12
1895	Lincoln	W	8-4
1896	Lawrence	W	18-4
1897	Lincoln	L	5-6
1898	Lawrence	L	6-18
1899	Lincoln	W	36-20
1900	Lawrence	L	0-12
1901	Lincoln	L	5-29
1902	Lincoln	L	0-16
1903	Lawrence	L	0-6
1906	Lincoln	W	8-6
1907	Lawrence	L	6-16
1908	Lincoln	W	20-5
1909	Lincoln	W	6-0
1910	Lawrence	L	0-6
1911	Lawrence	L	0-29
1912	Lincoln	L	3-14
1913	Lawrence	L	0-9
1914	Lincoln	L	0-35
1915	Lawrence	L	0-33
1916	Lincoln	W	7-3
1917	Lawrence	L	3-13
1918	Lincoln	L	0-20
1919	Lincoln	L	7-19
1920	Lawrence	T	20-20
1921	Lincoln	L	0-28
1922	Lawrence	L	0-28
1923	Lincoln	T	0-0
1924	Lawrence	L	7-14
1925	Lincoln	L	0-14
1926	Lawrence	L	3-20
1927	Lincoln	L	13-47
1928	Lawrence	L	0-20
1929	Lincoln	L	6-12
1930	Lawrence	L	0-16
1931	Lincoln	L	0-6
1932	Lawrence	L	6-20
1933	Lincoln	L	0-12
1934	Lawrence	L	0-3
1935	Lincoln	L	13-19
1936	Lawrence	L	0-26
1937	Lincoln	T	13-13
1938	Lawrence	L	7-16
1939	Lincoln	L	0-7
1940	Lawrence	L	2-53
1941	Lincoln	L	0-32

1942	Lawrence	L	7-14
1943	Lincoln	L	6-7
1944	Lawrence	W	20-0
1945	Lincoln	L	13-27
1946	Lawrence	L	14-16
1947	Lincoln	W	13-7
1948	Lawrence	W	27-7
1949	Lincoln	W	27-13
1950	Lawrence	L	26-33
1951	Lincoln	W	27-7
1952	Lawrence	L	13-14
1953	Lincoln	L	0-9
1954	Lawrence	L	20-41
1955	Lincoln	L	14-19
1956	Lawrence	L	20-26
1957	Lincoln	W	14-12
1958	Lawrence	W	29-7
1959	Lincoln	W	10-3
1960	Lawrence	W	31-0
1961	Lincoln	W	28-6
1962	Lawrence	L	16-40
1963	Lincoln	L	9-23
1964	Lawrence	L	7-14
1965	Lincoln	L	6-42
1966	Lawrence	L	13-24
1967	Lawrence	W	10-0
1968	Lincoln	W	23-13
1969	Lincoln	L	17-21
1970	Lawrence	L	20-41
1971	Lincoln	L	0-55
1972	Lawrence	L	0-56
1973	Lincoln	L	9-10
1974	Lawrence	L	0-56
1975	Lincoln	L	0-16
1976	Lawrence	L	3-31
1977	Lincoln	L	7-52
1978	Lawrence	L	21-63
1979	Lincoln	L	0-42
1980	Lawrence	L	0-54
1981	Lincoln	L	15-31
1982	Lawrence	L	0-52
1983	Lincoln	L	13-67
1984	Lawrence	L	7-41
1985	Lincoln	L	6-56
1986	Lawrence	L	0-70
1987	Lincoln	L	2-54
1988	Lawrence	L	10-63
1989	Lincoln	L	14-51
1990	Lawrence	L	9-41
1991	Lawrence	L	23-59
1992	Lincoln	L	7-49
1993	Lawrence	L	20-21
1994	Lincoln	L	17-45
1995	Lawrence	L	3-41
1996	Lincoln	L	7-63
1997	Lawrence	L	0-35
1998	Lincoln	L	0-41
1999	Lawrence	L	17-24
2000	Lincoln	L	17-56
2001	Lawrence	L	7-51
2002	Lincoln	L	7-45
2003	Lawrence	L	3-24
2004	Lincoln	L	8-14
2005	Lawrence	W	40-15
2006	Lincoln	L	32-39
2007	Lawrence	W	76-39
2008	Lincoln	L	35-45
2009	Lawrence	L	17-31
2010	Lincoln	L	3-20

**NEW MEXICO**

<b>Series:</b>	<b>Kansas leads 2-1</b>		
<b>In Lawrence:</b>	<b>Kansas leads 2-0</b>		
<b>In Albuquerque:</b>	<b>New Mexico leads 1-0</b>		
1968	Lawrence	W	68-7
1969	Albuquerque	L	7-16
1970	Lawrence	W	49-23

**NEW MEXICO STATE**

NEW MEXICO STATE

Series:		Kansas leads 2-1
In Lawrence:		Kansas leads 2-1
1988	Lawrence	L 29-42
1991	Lawrence	W 54-14
2010	Lawrence	W 42-16

**NICHOLLS**

<b>Series:</b>	<b>Nicholls leads 1-0</b>		
<b>In Lawrence:</b>	<b>Nicholls leads 1-0</b>		
9/1/2018	Lawrence	L	23-26

**NORTH CAROLINA**

<b>Series:</b>	<b>North Carolina leads 2-0</b>		
<b>In Lawrence:</b>	<b>North Carolina leads 1-0</b>		
<b>In Chapel Hill:</b>	<b>North Carolina leads 1-0</b>		
1984	Chapel Hill	L	17-23
1986	Lawrence	L	0-20

**NORTH DAKOTA STATE**

<b>Series:</b>	<b>North Dakota State leads 1-0</b>		
<b>In Lawrence:</b>	<b>North Dakota State leads 1-0</b>		
2010	Lawrence	L	3-6

**NORTH CAROLINA STATE**

<b>Series:</b>		<b>NC State leads 2-0</b>
<b>In Memphis:</b>		<b>NC State leads 1-0</b>
<b>In Orlando:</b>		<b>NC State leads 1-0</b>
1973	Memphis	L 18-31
2003	Orlando	L 26-56

**NORTHERN COLORADO**

<b>Series:</b>	<b>Kansas leads 1-0</b>		
<b>In Lawrence:</b>	<b>Kansas leads 1-0</b>		
2009	Lawrence	W	49-3

**NORTHERN ILLINOIS**

<b>Series:</b>		<b>Northern Illinois leads 2-1</b>	
<b>In Lawrence:</b>		<b>Series tied 1-1</b>	
<b>In DeKalb:</b>		<b>Northern Illinois leads 1-0</b>	
1983	Lawrence	L	34-37
2011	Lawrence	W	45-42
2012	DeKalb	L	23-30

**NORTH TEXAS**

<b>Series:</b>	<b>Kansas leads 3-0</b>		
<b>In Lawrence:</b>	<b>Kansas leads 2-0</b>		
<b>In Irving:</b>	<b>Kansas leads 1-0</b>		
1979	Lawrence	W	37-18
1995	Irving	W	27-10
1998	Lawrence	W	23-14

**NORTHWESTERN**

<b>Series:</b>	<b>Northwestern leads 2-0</b>		
<b>In Lawrence:</b>	<b>Northwestern leads 1-0</b>		
<b>In Evanston:</b>	<b>Northwestern leads 1-0</b>		
2003	Lawrence	L	20-28
2004	Evanston	L	17-20

**NORTHWESTERN STATE**

<b>Series:</b>	<b>Kansas leads 1-0</b>		
<b>In Lawrence:</b>	<b>Kansas leads 1-0</b>		
2006	Lawrence	W	49-18

**NOTRE DAME**

<b>Series:</b>	<b>Notre Dame leads 4-1-1</b>		
<b>In Lawrence:</b>	<b>Series tied 1-1</b>		
<b>In South Bend:</b>	<b>Notre Dame leads 3-0-1</b>		
1904	Lawrence	W	24-5
1932	Lawrence	L	6-24
1933	South Bend	T	0-0
1935	South Bend	L	7-28
1938	South Bend	L	0-52
1999	South Bend	L	13-48

**OHIO**

<b>Series:</b>		<b>Ohio leads 3-0</b>
<b>In Lawrence:</b>		<b>Ohio leads 2-0</b>
<b>In Athens:</b>		<b>Ohio leads 1-0</b>
1967	Lawrence	L 15-30
9/10/2016	Lawrence	L 21-37
9/16/2017	Athens	L 30-42

**OKLAHOMA**

<b>Series:</b>	<b>Oklahoma leads 79-27-6</b>		
<b>In Lawrence:</b>	<b>Oklahoma leads 37-14-3</b>		
<b>In Norman:</b>	<b>Oklahoma leads 41-13-3</b>		
<b>Neutral Sites:</b>	<b>Oklahoma leads 1-0-0</b>		
11/7/1903	Lawrence	W	17-5
10/21/1904	Norman	W	16-0
10/21/1905	Lawrence	W	34-0
10/20/1906	Lawrence	W	20-4
10/19/1907	Norman	W	15-0

10/17/1908	Lawrence	W	11-0
10/9/1909	Lawrence	W	11-0
11/12/1910	Norman	W	2-0
11/11/1911	Lawrence	L	0-3
11/2/1912	Lawrence	L	5-6
11/1/1913	Norman	L	7-21
10/31/1914	Lawrence	T	16-16
10/30/1915	Norman	L	14-23
11/4/1916	Lawrence	W	21-13
11/10/1917	Norman	W	13-6
11/9/1918	Lawrence	L	0-33
11/8/1919	Lawrence	T	0-0
11/6/1920	Norman	L	9-21
11/5/1921	Norman	L	7-24
11/4/1922	Lawrence	W	19-3
11/3/1923	Norman	W	7-3
11/15/1924	Lawrence	W	20-0
11/7/1925	Norman	T	0-0
11/11/1926	Lawrence	W	10-9
11/12/1927	Norman	L	7-26
11/17/1928	Lawrence	L	0-7
11/9/1929	Norman	W	7-0
11/15/1930	Lawrence	W	13-0
11/7/1931	Norman	L	0-10
10/8/1932	Lawrence	L	6-21
11/4/1933	Norman	L	0-20
10/27/1934	Lawrence	T	7-7
11/2/1935	Norman	W	7-0
10/17/1936	Lawrence	L	0-14
10/23/1937	Norman	W	6-3
10/15/1938	Lawrence	L	0-19
10/21/1939	Norman	L	7-27
10/9/1940	Lawrence	L	0-13
11/1/1941	Norman	L	0-38
10/17/1942	Lawrence	L	0-25
11/6/1943	Norman	L	13-26
11/18/1944	Lawrence	L	0-20
10/20/1945	Norman	L	7-39
11/9/1946	Lawrence	W	16-13
10/18/1947	Norman	T	13-13
11/20/1948	Lawrence	L	7-60
10/15/1949	Norman	L	26-48
11/11/1950	Lawrence	L	13-33
10/20/1951	Norman	L	21-33
10/18/1952	Lawrence	L	20-42
10/17/1953	Norman	L	0-45
10/16/1954	Lawrence	L	0-65
10/15/1955	Norman	L	6-44
10/20/1956	Lawrence	L	12-34
10/19/1957	Norman	L	0-47
10/18/1958	Lawrence	L	0-43
10/24/1959	Norman	L	6-7
10/15/1960	Lawrence	T	13-13
10/21/1961	Norman	W	10-0
10/20/1962	Lawrence	L	7-13
10/19/1963	Norman	L	18-21
10/17/1964	Lawrence	W	15-14
10/16/1965	Norman	L	7-21
10/15/1966	Lawrence	L	0-35
11/18/1967	Norman	L	10-14
11/9/1968	Lawrence	L	23-27
11/15/1969	Norman	L	15-31
11/14/1970	Lawrence	L	24-28
11/13/1971	Norman	L	10-56
11/18/1972	Lawrence	L	7-31
11/17/1973	Norman	L	20-48
11/16/1974	Lawrence	L	14-45
11/8/1975	Norman	W	23-3
10/16/1976	Lawrence	L	10-28
10/1/1977	Norman	L	9-42
10/14/1978	Lawrence	L	16-17
11/10/1979	Norman	L	0-38
11/8/1980	Lawrence	L	19-21
10/17/1981	Norman	L	7-45
10/16/1982	Lawrence	L	14-38
10/29/1983	Norman	L	14-45
10/27/1984	Lawrence	W	28-11
11/2/1985	Norman	L	6-48
11/1/1986	Lawrence	L	3-64
10/31/1987	Lawrence	L	10-71
10/29/1988	Norman	L	14-63
9/30/1989	Lawrence	L	6-45
9/29/1990	Norman	L	17-31
10/26/1991	Norman	L	3-41
10/24/1992	Lawrence	W	27-10
10/23/1993	Norman	L	25-38



10/22/1994	Lawrence	L	17-20
10/21/1995	Norman	W	38-17
10/5/1996	Norman	W	52-24
10/4/1997	Lawrence	W	20-17
9/30/2000	Norman	L	16-34
10/13/2001	Lawrence	L	10-38
10/23/2004	Norman	L	10-41
10/15/2005	Kansas City, Mo.	L	3-19
10/18/2008	Norman	L	31-45
10/24/2009	Lawrence	L	13-35
10/15/2011	Lawrence	L	17-47
10/20/2012	Norman	L	7-52
10/19/2013	Lawrence	L	19-34
11/22/2014	Norman	L	7-44
10/31/2015	Lawrence	L	7-62
10/29/2016	Norman	L	3-56
11/18/2017	Lawrence	L	3-41
11/17/2018	Norman	L	40-55
10/5/2019	Lawrence	L	20-45
11/7/2020	Norman	L	9-62
10/23/2021	Lawrence	L	23-35

## OKLAHOMA STATE

Series:	Oklahoma State leads 40-29-3		
In Lawrence:	Oklahoma State leads 22-15-1		
In Stillwater:	Oklahoma State leads 18-14-2		
10/13/1923	Lawrence	W	9-0
10/4/1924	Lawrence	L	0-3
10/3/1925	Lawrence	W	13-3
10/31/1931	Lawrence	L	7-13
11/2/1946	Lawrence	W	14-13
11/15/1947	Stillwater	W	13-7
10/30/1948	Lawrence	W	13-7
10/22/1949	Stillwater	W	55-14
10/21/1950	Lawrence	W	40-7
11/17/1951	Stillwater	W	27-12
11/15/1952	Lawrence	W	12-7
11/14/1953	Lawrence	L	14-41
11/13/1954	Stillwater	L	12-47
11/12/1955	Lawrence	W	12-7
10/26/1956	Stillwater	W	21-13
11/16/1957	Lawrence	W	13-7
11/15/1958	Stillwater	L	3-6
11/14/1959	Lawrence	W	28-14
11/22/1960	Stillwater	W	14-7
10/28/1961	Lawrence	W	42-8
10/27/1962	Stillwater	W	36-17
10/26/1963	Lawrence	W	41-7
10/24/1964	Stillwater	W	14-13
10/23/1965	Lawrence	W	9-0
10/22/1966	Stillwater	L	7-10
10/21/1967	Stillwater	W	26-15
10/19/1968	Lawrence	W	49-19
11/1/1969	Lawrence	L	25-28
10/31/1970	Stillwater	L	7-19
10/30/1971	Lawrence	L	10-17
11/4/1972	Stillwater	W	13-10
11/3/1973	Lawrence	T	10-10
11/2/1974	Stillwater	L	13-24
10/25/1975	Lawrence	L	19-35
10/9/1976	Stillwater	L	14-21
10/22/1977	Lawrence	L	0-21
10/21/1978	Stillwater	L	7-21
10/27/1979	Lawrence	L	17-30
10/25/1980	Stillwater	T	14-14
10/10/1981	Lawrence	L	7-20
10/9/1982	Stillwater	T	24-24
10/22/1983	Lawrence	L	10-27
10/20/1984	Stillwater	L	10-47
10/26/1985	Lawrence	L	10-17
10/25/1986	Stillwater	L	6-24
11/14/1987	Lawrence	L	17-49
11/12/1988	Stillwater	L	24-63
11/4/1989	Lawrence	L	24-37
11/3/1990	Stillwater	W	31-30
11/2/1991	Stillwater	W	31-0
11/2/1992	Lawrence	W	26-18
10/30/1993	Stillwater	W	13-6
10/29/1994	Lawrence	W	24-14
11/18/1995	Stillwater	W	22-17
9/5/1998	Lawrence	L	28-38
11/13/1999	Stillwater	L	13-45
11/16/2002	Lawrence	L	20-55
11/15/2003	Stillwater	L	21-44
10/14/2006	Lawrence	L	33-42
11/10/2007	Stillwater	W	43-28

11/20/2010	Lawrence	L	14-48
10/8/2011	Stillwater	L	28-70
10/13/2012	Lawrence	L	14-20
11/9/2013	Stillwater	L	6-42
10/11/2014	Lawrence	L	20-27
10/24/2015	Stillwater	L	10-58
10/22/2016	Lawrence	L	20-44
11/25/2017	Stillwater	L	17-58
9/29/2018	Lawrence	L	28-48
11/16/2019	Stillwater	L	13-31
10/3/2020	Lawrence	L	7-47
10/30/2021	Stillwater	L	3-55

## OREGON

Series:		Kansas leads 1-0-1	
In Lawrence:		Kansas leads 1-0	
In Eugene:		Series tied 0-0-1	
1980	Eugene	T	7-7
1981	Lawrence	W	19-10

## OREGON STATE

<b>Series:</b>	<b>Kansas leads 4-2</b>		
<b>In Lawrence:</b>	<b>Kansas leads 2-1</b>		
<b>In Corvallis:</b>	<b>Kansas leads 2-1</b>		
1957	Lawrence	L	6-34
1958	Corvallis	L	0-12
1975	Lawrence	W	20-0
1976	Corvallis	W	28-16
1990	Lawrence	W	38-12
1992	Corvallis	W	49-20

## PACIFIC

Series:	Series tied 0-0-1		
In Lawrence:	Series tied 0-0-1		
1956	Lawrence	T	27-27

## PENNSYLVANIA

Series:	Pennsylvania leads 1-0		
In Philadelphia:	Pennsylvania leads 1-0		
1930	Philadelphia	L	6-21

## PENN STATE

<b>Series:</b>	<b>Penn State leads 1-0</b>		
<b>In Miami:</b>	<b>Penn State leads 1-0</b>		
1969	Miami	L	14-15

## PITTSBURGH

<b>Series:</b>	<b>Pittsburgh leads 3-0</b>		
<b>In Lawrence:</b>	<b>Pittsburgh leads 1-0</b>		
<b>In Pittsburgh:</b>	<b>Pittsburgh leads 1-0</b>		
<b>In El Paso:</b>	<b>Pittsburgh leads 1-0</b>		
1975	El Paso	L	19-33
1979	Pittsburgh	L	0-24
1980	Lawrence	L	3-18

## RHODE ISLAND

Series:	Kansas leads 1-0		
In Lawrence:	Kansas leads 1-0		
9/3/2016	Lawrence	W	55-6

## RICE

<b>Series:</b>		<b>Rice leads 2-1</b>	
<b>In Lawrence:</b>		<b>Rice leads 1-0</b>	
<b>In Houston:</b>		<b>Series tied 1-1</b>	
1961	Houston	W	33-7
2012	Lawrence	L	24-25
2013	Houston	L	14-23

## RUTGERS

<b>Series:</b>	<b>Series tied 1-1</b>		
<b>In Lawrence:</b>	<b>Kansas leads 1-0</b>		
<b>In New Brunswick:</b>	<b>Rutgers leads 1-0</b>		
9/26/2015	New Brunswick	L	14-27
9/16/2018	Lawrence	W	55-14

## SAINT LOUIS

<b>Series:</b>		<b>Saint Louis leads 1-2</b>	
<b>In Saint Louis:</b>		<b>Saint Louis leads 1-2</b>	
1906	Saint Louis	L	2-34
1907	Saint Louis	L	0-17
1932	Saint Louis	W	6-0

## SAM HOUSTON STATE

Series:	Kansas leads 1-0		
In Lawrence:	Kansas leads 1-0		
2008	Lawrence	W	38-14

## SAN DIEGO STATE

Series:	San Diego State leads 1-0		
In Lawrence:	San Diego State leads 1-0		
1999	Lawrence	L	13-41

## SANTA CLARA

Series:	Kansas leads 1-0		
In Lawrence:	Kansas leads 1-0		
1952	Lawrence	W	21-9

## SOUTH DAKOTA

<b>Series:</b>		<b>Kansas leads 3-0</b>
<b>In Lawrence:</b>		<b>Kansas leads 2-0</b>
<b>In Vermillion:</b>		<b>Kansas leads 1-0</b>
10/27/1900	Vermillion	W 42-0
9/7/2013	Lawrence	W 31-14
9/2/2021	Lawrence	W 17-14

## SOUTH DAKOTA STATE

<b>Series:</b>		<b>Series tied 1-1</b>	
<b>In Lawrence:</b>		<b>Series tied 1-1</b>	
2012	Lawrence	W	31-17
9/5/2015	Lawrence	L	38-41

## SOUTHEASTERN LOUISIANA

Series:	Kansas leads 1-0		
In Lawrence:	Kansas leads 1-0		
2007	Lawrence	W	62-0

## SOUTHEAST MISSOURI

<b>Series:</b>		<b>Kansas leads 2-0</b>
<b>In Lawrence:</b>		<b>Kansas leads 2-0</b>
9/6/2014	Lawrence	W 34-28
9/2/2017	Lawrence	W 38-16

## SOUTHERN ILLINOIS

<b>Series:</b>		<b>Kansas leads 3-0</b>	
<b>In Lawrence:</b>		<b>Kansas leads 3-0</b>	
1986	Lawrence	W	35-23
1987	Lawrence	W	16-15
2000	Lawrence	W	42-0

## SOUTHERN MISS

<b>Series:</b>	<b>Series tied 1-1</b>		
<b>In Lawrence:</b>	<b>Kansas leads 1-0</b>		
<b>In Hattiesburg:</b>	<b>Southern Miss leads 1-0</b>		
2009	Lawrence	W	35-28
2010	Hattiesburg	L	16-31

## SMU

Series:	SMU leads 2-4		
In Lawrence:	SMU leads 2-1		
In Dallas:	SMU leads 2-1		
10/25/1952	Dallas	W	26-0
10/24/1953	Lawrence	L	6-14
10/23/1954	Dallas	L	18-36
10/22/1955	Lawrence	L	14-33
10/2/1999	Lawrence	W	27-9
9/2/2000	Dallas	L	17-31

## SOUTH FLORIDA

<b>Series:</b>	<b>Series tied 1-1</b>		
<b>In Lawrence:</b>	<b>Kansas leads 1-0</b>		
<b>In Tampa:</b>	<b>South Florida leads 1-0</b>		
9/23/2006	Lawrence	W	13-7
9/12/2008	South Florida	L	34-37

## STANFORD

Series:	Stanford leads 1-0		
In Palo Alto:	Stanford leads 1-0		
1967	Palo Alto	L	20-21

## SYRACUSE

<b>Series:</b>		<b>Series tied 4-4</b>	
<b>In Lawrence:</b>		<b>Series tied 2-2</b>	
<b>In Syracuse:</b>		<b>Series tied 2-2</b>	
1959	Syracuse	L	21-35
1960	Lawrence	L	7-14
1963	Lawrence	W	10-0
1964	Syracuse	L	6-38
1969	Lawrence	W	13-0
1970	Syracuse	W	31-14
1979	Lawrence	L	27-45
1980	Syracuse	W	23-8
<b>TCU</b>			
<b>Series:</b>		<b>TCU leads 25-9-4</b>	

In Lawrence:	TCU leads 11-7		
In Fort Worth:	TCU leads 12-2-2		
Neutral Sites:	TCU leads 2-0-2		
10/10/1942	Fort Worth	L	6-41
9/23/1944	Kansas City, Mo.	L	0-7
9/22/1945	Kansas City, Mo.	L	0-18
9/21/1946	Kansas City, Mo.	T	0-0
9/20/1947	Kansas City, Mo.	T	0-0
9/18/1948	Lawrence	L	13-14
9/17/1949	Lawrence	L	0-28
9/23/1950	Lawrence	L	7-14
9/22/1951	Fort Worth	W	27-13
9/20/1952	Lawrence	W	13-0
9/19/1953	Fort Worth	L	0-13
9/18/1954	Lawrence	L	6-27
9/17/1955	Fort Worth	L	14-47
9/22/1956	Lawrence	L	0-32
9/21/1957	Fort Worth	T	13-13
9/20/1958	Lawrence	L	0-42
9/19/1959	Fort Worth	L	7-14
9/17/1960	Lawrence	W	21-7
9/23/1961	Fort Worth	L	16-17
9/22/1962	Lawrence	L	3-6
9/21/1963	Fort Worth	L	6-10
9/19/1964	Lawrence	W	7-3
9/18/1982	Lawrence	W	30-19
9/10/1983	Fort Worth	T	16-16
9/17/1994	Fort Worth	L	21-31
9/14/1995	Lawrence	W	38-20
9/14/1996	Fort Worth	W	52-17
9/6/1997	Lawrence	W	17-10
9/15/2012	Lawrence	L	6-20
10/12/2013	Fort Worth	L	17-27
11/15/2014	Lawrence	L	30-34
11/14/2015	Fort Worth	L	17-23
10/8/2016	Lawrence	L	23-24
10/21/2017	Fort Worth	L	0-43
10/27/2018	Lawrence	W	27-26
9/28/2019	Fort Worth	L	14-51
11/28/2020	Lawrence	L	23-59
11/20/2021	Fort Worth	L	28-31

## TEMPLE

Series:	Temple leads 1-0		
In Philadelphia:	Temple leads 1-0		
9/26/1941	Philadelphia	L	9-31

## TENNESSEE

<b>Series:</b>	<b>Tennessee leads 2-0</b>		
<b>In Knoxville:</b>	<b>Tennessee leads 2-0</b>		
1973	Knoxville	L	27-28
1974	Knoxville	L	3-17

## TEXAS

Series:	Texas leads 6-4		
In Lawrence:	Texas leads 7-3		
In Austin:	Texas leads 9-1		
11/23/1901	Lawrence	W	12-0
9/24/1938	Lawrence	W	19-18
11/16/1996	Lawrence	L	17-38
11/15/1997	Austin	L	31-45
11/11/2000	Lawrence	L	16-51
11/10/2001	Austin	L	0-59
11/13/2004	Lawrence	L	23-27
11/12/2005	Austin	L	14-66
11/15/2008	Lawrence	L	7-35
11/21/2009	Austin	L	20-51
10/29/2011	Austin	L	0-43
10/27/2012	Lawrence	L	17-21
11/2/2013	Austin	L	13-35
9/27/2014	Lawrence	L	0-23
11/7/2015	Austin	L	20-59
11/19/2016	Lawrence	W	24-21
11/11/2017	Austin	L	27-42
11/23/2018	Lawrence	L	17-24
10/19/2019	Austin	L	48-50
11/13/2021	Austin	W	57-56

## TEXAS A&amp;M



1999	College Station	L	17-34
2002	Lawrence	L	22-47
2003	College Station	L	33-45
2006	Lawrence	L	18-21
2007	College Station	W	19-11
2010	Lawrence	L	10-45
2011	College Station	L	7-61

**TEXAS TECH**

<b>Series:</b> Texas tech leads 21-2			
<b>In Lawrence:</b> Texas Tech leads 11-1			
<b>In Lubbock:</b> Texas Tech leads 10-1			
9/18/1965	Lubbock	L	7-28
9/17/1966	Lawrence	L	7-23
9/20/1969	Lubbock	L	22-28
9/19/1970	Lawrence	L	0-23
10/12/1996	Lawrence	L	7-30
10/11/1997	Lubbock	L	7-17
10/28/2000	Lawrence	L	39-45
10/6/2001	Lubbock (ot)	W	34-31
9/25/2004	Lawrence	L	30-31
10/1/2005	Lubbock	L	17-30
10/25/2008	Lawrence	L	21-63
10/31/2009	Lubbock	L	21-42
10/1/2011	Lawrence	L	34-45
11/10/2012	Lubbock (2ot)	L	34-41
10/5/2013	Lawrence	L	16-54
10/18/2014	Lubbock	L	21-34
10/17/2015	Lawrence	L	20-30
9/29/2016	Lubbock	L	19-55
10/7/2017	Lawrence	L	19-65
10/20/2018	Lubbock	L	16-48
10/28/2019	Lawrence	W	37-34
12/5/2020	Lubbock	L	13-16
10/16/2021	Lawrence	L	14-41

**TOLEDO**

<b>Series:</b> Kansas leads 3-1			
<b>In Lawrence:</b> Kansas leads 2-0			
<b>In Toledo:</b> Series tied 1-1			
1991	Toledo	W	30-7
2004	Lawrence	W	63-14
2006	Toledo	L	31-37
2007	Lawrence	W	45-13

**TULANE**

<b>Series:</b> Kansas leads 1-0			
<b>In Lawrence:</b> Kansas leads 1-0			
10/25/1958	Lawrence	W	14-9

**TULSA**

<b>Series:</b> Tied 5-5			
<b>In Lawrence:</b> Kansas leads 2-1			
<b>In Tulsa:</b> Tulsa leads 4-3			
10/21/1933	Tulsa	L	0-7
10/6/1934	Tulsa	L	0-7
10/7/1944	Tulsa	L	0-27
10/26/1946	Tulsa	L	0-56
9/5/1981	Tulsa	W	15-11
10/2/1982	Lawrence	L	15-20
9/14/1991	Lawrence	W	23-17
9/19/1992	Tulsa	W	40-17
9/28/2002	Tulsa	W	43-33
9/4/2004	Lawrence	W	21-3

**UAB**

<b>Series:</b> Kansas leads 4-0			
<b>In Lawrence:</b> Kansas leads 3-0			
<b>In Birmingham:</b> Kansas leads 1-0			
1994	Lawrence	W	72-0
1997	Lawrence	W	24-0
1998	Birmingham	W	39-37
2000	Lawrence	W	23-20

**UCLA**

<b>Series:</b> UCLA leads 5-2			
<b>In Lawrence:</b> UCLA leads 2-1			
<b>In Los Angeles:</b> UCLA leads 3-0			
<b>In Honolulu:</b> Kansas leads 1-0			
1953	Los Angeles	L	7-19
1954	Lawrence	L	7-32
1956	Los Angeles	L	0-13
1977	Los Angeles	L	7-17
1978	Lawrence	W	28-24
1995	Honolulu	W	51-30
2001	Lawrence	L	17-41

**UNLV**

<b>Series:</b> Series tied 1-1			
<b>In Lawrence:</b> Kansas leads 1-0			
<b>In Las Vegas:</b> UNLV leads 1-0			
2002	Las Vegas	L	20-31
2003	Lawrence	W	46-24

**USC**

<b>Series:</b> Kansas leads 1-0			
<b>In Los Angeles:</b> Kansas leads 1-0			
1983	Los Angeles	W	26-20

**UTAH**

<b>Series:</b> Series tied 2-2			
<b>In Lawrence:</b> Series tied 1-1			
<b>In Salt Lake City:</b> Series tied 1-1			
1950	Salt Lake City	W	39-26
1951	Lawrence	W	26-7
1993	Lawrence	L	16-41
1996	Salt Lake City	L	42-45

**UTAH STATE**

<b>Series:</b> Kansas leads 1-0			
<b>In Lawrence:</b> Kansas leads 1-0			
1986	Lawrence	W	16-13

**UTEP**

<b>Series:</b> Kansas leads 1-0			
<b>In El Paso:</b> Kansas leads 1-0			
2009	El Paso	W	34-7

**VANDERBILT**

<b>Series:</b> Series tied 1-1			
<b>In Lawrence:</b> Kansas leads 1-0			
<b>In Nashville:</b> Vanderbilt leads 1-0			
1984	Nashville	L	6-41
1985	Lawrence	W	42-16

**VILLANOVA**

<b>Series:</b> Villanova leads 1-0			
<b>In Philadelphia:</b> Villanova leads 1-0			
1940	Philadelphia	L	7-33

**VIRGINIA**

<b>Series:</b> Virginia leads 2-0			
<b>In Lawrence:</b> Virginia leads 1-0			
<b>In Charlottesville:</b> Virginia leads 1-0			
1990	Lawrence	L	10-50
1991	Charlottesville	L	19-31

**VIRGINIA TECH**

<b>Series:</b> Kansas leads 1-0			
<b>In Miami:</b> Kansas leads 1-0			
2007	Miami	W	24-21

**WASHBURN**

<b>Series:</b> Kansas leads 28-5-4			
<b>In Lawrence:</b> Kansas leads 19-2			
<b>In Topeka:</b> Kansas leads 9-3-4			
1891	Topeka	W	32-10
1891	Lawrence	W	38-10
1892	Lawrence	W	36-0
1899	Lawrence	W	35-0
1899	Lawrence	W	23-0
1900	Lawrence	L	0-29
1900	Lawrence	L	0-24
1901	Topeka	T	0-0
1902	Lawrence	W	34-0
1903	Topeka	L	0-5
1904	Topeka	W	5-0
1905	Lawrence	W	18-11
1906	Topeka	T	0-0
1907	Topeka	L	5-12
1908	Lawrence	W	23-0
1909	Topeka	W	17-0
1910	Lawrence	W	21-6
1911	Topeka	W	14-6
1912	Topeka	L	0-10
1913	Lawrence	W	14-0
1914	Topeka	W	20-14
1915	Lawrence	W	41-0
1916	Topeka	W	27-0
1917	Lawrence	W	34-2
1919	Topeka	T	0-0
1920	Lawrence	W	6-0

1921	Topeka	W	28-7
1922	Lawrence	W	32-3
1926	Lawrence	W	14-6
1931	Topeka	W	6-0
1936	Lawrence	W	19-6
1937	Topeka	W	25-2
1938	Lawrence	W	58-14
1943	Topeka	T	0-0
1943	Lawrence	W	13-0
1944	Lawrence	W	47-0
1945	Lawrence	W	34-0

**WASHINGTON**

<b>Series:</b> Washington leads 1-0			
<b>In Seattle:</b> Washington leads 1-0			
1978	Seattle	L	2-31

**WASHINGTON (MO.)**

<b>Series:</b> Kansas leads 12-0-3			
<b>In Lawrence:</b> Kansas leads 8-0-1			
<b>In Saint Louis:</b> Kansas leads 4-0-1			
<b>In Kansas City:</b> Series tied 0-0-1			
1891	Kansas City	T	6-6
1904	Saint Louis	W	12-0
1905	Lawrence	W	21-0
1908	Lawrence	W	10-0
1909	Lawrence	W	23-0
1913	Lawrence	W	55-7
1923	Lawrence	W	83-0
1924	Saint Louis	W	48-0
1927	Lawrence	T	21-21
1928	Saint Louis	T	7-7
1929	Lawrence	W	13-0
1931	Saint Louis	W	28-0
1934	Saint Louis	W	13-0
1941	Lawrence	W	20-6
1942	Lawrence	W	19-7

**WASHINGTON STATE**

<b>Series:</b> Kansas leads 7-2			
<b>In Lawrence:</b> Kansas leads 6-2			
<b>In Pullman:</b> Kansas leads 1-0			
1955	Lawrence	W	13-0
1970	Lawrence	W	48-31
1971	Lawrence	W	34-0
1972	Lawrence	L	17-18
1973	Lawrence	W	29-8
1974	Pullman	W	14-7
1975	Lawrence	L	14-18
1976	Lawrence	W	35-16
1977	Lawrence	W	14-12

**WESTERN CAROLINA**

<b>Series:</b> Kansas leads 1-0			
<b>In Lawrence:</b> Kansas leads 1-0			
1993	Lawrence	W	46-3

**WEST VIRGINIA**

<b>Series:</b> West Virginia leads 10-1			
<b>In Lawrence:</b> West Virginia leads 4-1			
<b>In Morgantown:</b> West Virginia leads 6-0			
11/8/1941	Morgantown	L	0-21
12/1/2012	Morgantown	L	10-59
11/16/2013	Lawrence	W	31-19
10/4/2014	Morgantown	L	14-33
11/21/2015	Lawrence	L	0-49
11/5/2016	Morgantown	L	21-48
9/23/2017	Lawrence	L	34-56
10/6/2018	Morgantown	L	22-38
9/21/2019	Lawrence	L	24-29
10/17/2020	Morgantown	L	17-38
11/27/2021	Lawrence	L	28-34

**WICHITA STATE**

<b>Series:</b> Kansas leads 5-2			
<b>In Lawrence:</b> Kansas leads 4-1			
<b>In Wichita:</b> Series tied 1-1			
1902	Lawrence	W	6-0
1937	Wichita	L	7-18
1945	Wichita	W	13-0
1946	Lawrence	W	14-7
1982	Lawrence	L	10-13
1983	Lawrence	W	57-6
1984	Lawrence	W	31-7

**WISCONSIN**

<b>Series:</b> Wisconsin leads 4-2			
<b>In Lawrence:</b> Series tied 1-1			
<b>In Madison:</b> Wisconsin leads 3-1			
1901	Madison	L	0-50
1902	Madison	L	0-38
1926	Madison	L	0-13
1927	Lawrence	L	6-26
1975	Madison	W	41-7
1976	Lawrence	W	34-24

**WYOMING**

<b>Series:</b> Kansas leads 4-1-1			
<b>In Lawrence:</b> Kansas leads 2-1-1			
<b>In Laramie:</b> Kansas leads 2-0			
1961	Lawrence	T	6-6
1963	Laramie	W	25-21
1964	Lawrence	L	14-17
1972	Lawrence	W	52-14
2001	Lawrence	W	27-14
2003	Laramie	W	42-35

# 2022-23 BOWL SCHEDULE

DATE	BOWL	TEAMS	LOCATION	TIME (ET)	TV
Friday, Dec. 16	Hometown Lenders Bahamas Bowl	C-USA vs. MAC	Nassau, Bahamas	11:30 a.m.	ESPN
	Duluth Trading Cure Bowl	American/C-USA/MAC/MW/Sun Belt	Orlando, Fla.	3:00 p.m.	ESPN
Saturday, Dec. 17	Wasabi Fenway Bowl	ACC vs. American	Boston, Mass.	11:00 a.m.	ESPN
	Cricket Celebration Bowl	MEAC vs. SWAC	Atlanta, Ga.	12:00 p.m.	ESPN
	New Mexico Bowl	American/C-USA/Mountain West	Albuquerque, NM.	2:15 p.m.	ESPN
	Jimmy Kimmel LA Bowl	Pac-12 vs. Mountain West	Inglewood, Calif.	3:30 p.m.	ABC
	LendingTree Bowl	MAC vs. Sun Belt	Mobile, Ala.	5:45 p.m.	ESPN
	SRS Distribution Las Vegas Bowl	Pac-12 vs. SEC	Las Vegas, Nev.	7:30 p.m.	ABC
	Frisco Bowl	American/C-USA/MAC/MW/Sun Belt	Frisco, Texas	9:15 p.m.	ESPN
Monday, Dec. 19	Myrtle Beach Bowl	American/MAC/Sun Belt	Conway, S.C.	2:30 p.m.	ESPN
Tuesday, Dec. 20	Famous Idaho Potato Bowl	Mountain West vs. MAC	Boise, Idaho	3:30 p.m.	ESPN
	RoofClaim.Com Boca Raton Bowl	American/C-USA/MAC/MW/Sun Belt	Boca Raton, Fla.	7:30 p.m.	ESPN
Wednesday, Dec. 21	R+L Carriers New Orleans Bowl	Sun Belt vs. C-USA	New Orleans, La.	9:00 p.m.	ESPN
Thursday, Dec. 22	Lockheed Martin Armed Forces Bowl	American vs. C-USA	Fort Worth, Texas	7:30 p.m.	ESPN
Friday, Dec. 23	Radiance Technologies Independence Bowl	American vs. Army	Shreveport, La.	TBD	ESPN
	Union Home Mortgage Gasparilla Bowl	SEC vs ACC/American/CUSA	Tampa, Fla.	TBD	ESPN
Saturday, Dec. 24	Easypost Hawai'i Bowl	Mountain West vs. C-USA	Honolulu, Hawaii	8:00 p.m.	ESPN
Monday, Dec. 26	Quick Lane Bowl	Big Ten vs. MAC	Detroit, Mich.	2:30 p.m.	ESPN
Tuesday, Dec. 27	Camellia Bowl	MAC vs. Sun Belt	Montgomery, Ala.	12:00 p.m.	ESPN
	ServePro First Responder Bowl	Big 12 vs. ACC/American/CUSA	Dallas, Texas	3:15/6:45 p.m.	ESPN
	TicketSmarter Birmingham Bowl	SEC vs. ACC/American/CUSA	Birmingham, Ala.	3:15/6:45 p.m.	ESPN
	Guaranteed Rate Bowl	Big 12 vs. Big Ten	Phoenix, Ariz.	10:15 p.m.	ESPN
Wednesday, Dec. 28	Military Bowl Presented by Peraton	ACC vs. American	Annapolis, Md.	2:00 p.m.	ESPN
	Autozone Liberty Bowl	Big 12 vs. SEC	Memphis, Tenn.	5:30 p.m.	ESPN
	San Diego County Credit Union Holiday Bowl	Pac-12 vs. ACC	San Diego, Calif.	8:00 p.m.	FOX
	TaxAct Texas Bowl	Big 12 vs. SEC	Houston, Texas	9:00 p.m.	ESPN
Thursday, Dec. 29	Pinstripe Bowl	ACC vs. Big Ten	Bronx, N.Y.	2:00 p.m.	ESPN
	Cheez-It Bowl	ACC vs. Big 12	Orlando, Fla.	5:30 p.m.	ESPN
	Valero Alamo Bowl	Big 12 vs. Pac-12	San Antonio, Texas	9:00 p.m.	ESPN
Friday, Dec. 30	Duke's Mayo Bowl	ACC vs. Big Ten	Charlotte, N.C.	12:00 p.m.	ESPN
	Tony the Tiger Sun Bowl	ACC vs. Pac-12	El Paso, Texas	2:00 p.m.	CBS
	TaxSlayer Gator Bowl	ACC vs. SEC	Jacksonville, Fla.	3:30 p.m.	ESPN
	Barstool Sports Arizona Bowl	Mountain West vs. MAC	Tucson, Ariz.	4:30 p.m.	Barstool
	Capital One Orange Bowl	ACC vs. Big Ten/SEC	Miami, Fla.	7:30/8:00 p.m.	ESPN
Saturday, Dec. 31	TransPerfect Music City Bowl	SEC vs. Big Ten	Nashville, Tenn.	12:00 p.m.	ABC
	Allstate Sugar Bowl	SEC vs. Big 12	New Orleans, La.	12:00 p.m.	ESPN
	Chick-Fil-A Peach Bowl (CFB Semifinal)		Atlanta, Ga.	4:00/8:00 p.m.	ESPN
	Fiesta Bowl (CFB Semifinal)		Glendale, Ariz.	4:00/8:00 p.m.	ESPN
Monday, Jan. 2	ReliaQuest Bowl	SEC vs. Big Ten/ACC	Tampa, Fla.	12:00 p.m.	ESPN2
	Goodyear Cotton Bowl Classic	At-Large vs. At-Large	Arlington, Texas	1:00 p.m.	ESPN
	VRBO Citrus Bowl	Big Ten vs. SEC	Orlando, Fla.	1:00 p.m.	ABC
	Rose Bowl Game	Big Ten vs. Pac-12	Pasadena, Calif.	5:00 p.m.	ESPN
Monday, Jan. 9	College Football Playoff National Championship Presented by AT&T		Inglewood, Calif.	TBD	ESPN


## BIG 12 CONFERENCE BOWL AFFILIATIONS



**ServePro First Responder Bowl**  
Big 12 vs. ACC/American/CUSA  
December 27 (3:15/6:45 p.m.)  
Dallas, Texas / ESPN



**Guaranteed Rate Bowl**  
Big 12 vs. Big Ten  
December 27 (10:15 p.m.)  
Phoenix, Ariz. / ESPN



**Autozone Liberty Bowl**  
Big 12 vs. SEC  
December 28 (5:30 p.m.)  
Memphis, Tenn. / ESPN



**TaxAct Texas Bowl**  
Big 12 vs. SEC  
December 28 (9:00 p.m.)  
Houston, Texas / ESPN



**Valero Alamo Bowl**  
Big 12 vs. Pac-12  
December 29 (9:00 p.m.)  
San Antonio, Texas / ESPN



**Capital One Orange Bowl**  
ACC vs. Big Ten/SEC  
December 31 (7:30/8:00 p.m.)  
Miami, Fla. / ESPN



**Allstate Sugar Bowl**  
SEC vs. Big 12  
December 31 (12:00 p.m.)  
New Orleans, La. / ESPN





# 2021

SEASON IN REVIEW

# 2021 STATS

## RESULTS

DATE	OPPONENT	SCORE	RESULT	ATTENDANCE
Sept. 3	South Dakota	17-14	W	26,103
Sept. 10	at 17/19 Coastal Carolina	w22-49	L	17,697
Sept. 18	Baylor*	7-45	L	27,218
Sept. 25	at Duke	33-52	L	19,128
Oct. 2	at Iowa State*	7-59	L	60,446
Oct. 16	Texas Tech*	14-41	L	25,106
Oct. 23	3/2 Oklahoma*	23-35	L	26,321
Oct. 30	at 15/15 Oklahoma State*	3-55	L	55,026
Nov. 6	Kansas State*	10-35	L	30,116
Nov. 13	at Texas*	57-56 (10T)	W	95,202
Nov. 20	at TCU*	28-31	L	35,061
Nov. 27	West Virginia	28-34	L	23,117

\*Big 12 Conference Game

## TEAM STATISTICS

	KU	OPP.
<b>SCORING</b>	<b>249</b>	<b>506</b>
Points Per Game	20.8	42.2
Points Off Turnovers	43	57
<b>FIRST DOWNS</b>	<b>197</b>	<b>287</b>
Rushing	86	151
Passing	100	122
Penalty	11	14
<b>RUSHING YARDAGE</b>	<b>1,672</b>	<b>2,999</b>
Yards gained rushing	1,891	3,178
Yards lost rushing	219	179
Rushing Attempts	435	496
Average Per Rush	3.8	6.0
Average Per Game	139.3	249.9
TDs Rushing	15	40
<b>PASSING YARDAGE</b>	<b>2,218</b>	<b>2,842</b>
Comp-Att-Int	195-319-10	221-314-7
Average Per Pass	7.0	9.1
Average Per Catch	11.4	12.9
Average Per Game	184.8	236.8
TDs Passing	15	27
<b>TOTAL OFFENSE</b>	<b>3,890</b>	<b>5,841</b>
Total Plays	754	810
Average Per Play	5.2	7.2
Average Per Game	324.2	486.8
<b>KICK RETURNS: #-Yards</b>	<b>24-553</b>	<b>9-114</b>
<b>PUNT RETURNS: #-Yards</b>	<b>8-108</b>	<b>13-188</b>
<b>INT RETURNS: #-Yards</b>	<b>7-146</b>	<b>10-84</b>
<b>KICK RETURN AVERAGE</b>	<b>23.0</b>	<b>12.7</b>
<b>PUNT RETURN AVERAGE</b>	<b>13.5</b>	<b>14.5</b>
<b>INT RETURN AVERAGE</b>	<b>20.9</b>	<b>8.4</b>
<b>FUMBLES-LOST</b>	<b>15-3</b>	<b>15-8</b>
<b>PENALTIES-Yards</b>	<b>49-404</b>	<b>66-657</b>
Average Per Game	33.7	47.3
<b>PUNTS-Yards</b>	<b>53-2,066</b>	<b>28-1,219</b>
Average Per Punt	39.0	43.5
Net punt average	34.3	37.9
<b>KICKOFFS-Yards</b>	<b>53-3,195</b>	<b>90-5,500</b>
Average Per Kick	60.3	61.1
Net kick average	38.7	37.5
<b>TIME OF POSSESSION/Game</b>	<b>30:46</b>	<b>29:09</b>
<b>3RD-DOWN Conversions</b>	<b>59/165</b>	<b>77/142</b>
3rd-Down Pct	36%	54%
<b>4TH-DOWN Conversion</b>	<b>11/30</b>	<b>11/18</b>
4th-Down Pct	37%	61%
<b>SACKS BY-Yards</b>	<b>16-102</b>	<b>16-108</b>
<b>MISC YARDS</b>	<b>0</b>	<b>0</b>
<b>TOUCHDOWNS SCORED</b>	<b>32</b>	<b>68</b>
<b>FIELD GOALS-ATTEMPTS</b>	<b>9-15</b>	<b>10-13</b>
<b>ON-SIDE KICKS</b>	<b>0-0</b>	<b>0-0</b>
<b>RED-ZONE SCORES</b>	<b>(29-40) 73%</b>	<b>(53-58) 91%</b>
<b>RED-ZONE TOUCHDOWNS</b>	<b>(25-40) 63%</b>	<b>(47-58) 81%</b>
<b>PAT-ATTEMPTS</b>	<b>(28-32) 88%</b>	<b>(68-68) 100%</b>

## SCORE BY QUARTER

	1Q	2Q	3Q	4Q	OT	Total
Kansas	49	79	52	61	8	249
Opponents	101	125	150	123	7	506

## RUSHING

	GP	ATT	GAIN	LOSS	NET	AVG	TD	LONG	AVG/G
Devin Neal	11	158	728	21	707	4.5	8	62	64.3
Jason Bean	11	92	466	66	400	4.3	2	46	36.4
Amauri Pesek-Hickson	11	60	229	11	218	3.6	0	20	19.8
Torry Locklin	9	36	123	6	117	3.3	2	36	13.0
Jalon Daniels	6	33	143	60	83	2.5	3	21	13.8
Velton Gardner	3	29	78	5	73	5.6	0	22	14.6
Miles Kendrick	5	13	78	5	73	5.6	0	22	14.6
Trevor Wilson	12	7	42	0	42	6.0	0	14	3.5
Malik Johnson	1	1	1	0	1	1.0	0	1	1.0
Steven McBride	12	1	3	0	3	3.0	0	3	0.3
Team	12	5	0	28	-28	-5.6	0	0	-2.3
<b>Total</b>	<b>12</b>	<b>435</b>	<b>1,891</b>	<b>219</b>	<b>1,672</b>	<b>3.8</b>	<b>15</b>	<b>62</b>	<b>139.9</b>
<b>Opponents</b>	<b>12</b>	<b>496</b>	<b>3,178</b>	<b>179</b>	<b>2,999</b>	<b>6.0</b>	<b>40</b>	<b>80</b>	<b>249.9</b>

## PASSING

	G	EFFIC	CMP-ATT-INT	PCT	YDS	TD	LNG	AVG/G
Jason Bean	11	118.1	102-182-6	56.0	1,252	6	61	113.8
Jalon Daniels	6	145.6	81-117-3	69.2	860	7	44	143.3
Miles Kendrick	5	141.7	12-18-1	66.7	106	2	17	21.2
Trevor Wilson	12	0.0	0-1-0	0.0	0	0	0	0.0
Team	11	0.0	0-1-0	0.0	0	0	0	0.0
<b>Total</b>	<b>12</b>	<b>128.8</b>	<b>195-319-0</b>	<b>61.1</b>	<b>2,218</b>	<b>15</b>	<b>61</b>	<b>184.8</b>
<b>Opponents</b>	<b>12</b>	<b>170.3</b>	<b>221-314-7</b>	<b>70.4</b>	<b>2,842</b>	<b>27</b>	<b>69</b>	<b>236.8</b>

## RECEIVING

	G	NO	YDS	AVG	TD	LONG	AVG/G
Kwamie Lassiter II	12	59	653	11.1	3	61	54.4
Lawrence Arnold	11	27	316	11.7	3	37	28.7
Trevor Wilson	12	27	364	13.5	1	45	30.3
Luke Grimm	10	22	349	15.9	3	40	34.9
Steven McBride	12	15	88	5.9	0	20	7.3
Mason Fairchild	11	13	128	9.8	1	20	11.6
Jared Casey	9	8	101	15.6	2	43	11.2
Devin Neal	11	7	57	8.1	1	19	5.2
Trevor Kardell	11	5	86	17.2	0	44	7.8
Amauri Pesek-Hickson	11	5	34	6.8	0	14	3.1
Torry Locklin	9	3	24	8.0	1	20	2.7
Velton Gardner	3	1	2	2.0	0	2	0.7
Tristan Golightly	10	1	9	9.0	0	9	0.9
Malik Johnson	1	1	8	8.0	0	8	8.0
Jason Bean	11	1	-1	-1.0	0	0	-0.1
<b>Total</b>	<b>12</b>	<b>195</b>	<b>2,218</b>	<b>11.4</b>	<b>15</b>	<b>61</b>	<b>184.8</b>
<b>Opponents</b>	<b>12</b>	<b>221</b>	<b>2,842</b>	<b>12.9</b>	<b>27</b>	<b>69</b>	<b>236.8</b>

## TOTAL OFFENSE

	G	PLAYS	RUSH	PASS	TOTAL	AVG/G
Jason Bean	11	274	400	1,252	1,652	150.2
Jalon Daniels	6	150	83	860	943	157.2
Devin Neal	11	158	707	--	707	64.3
Amauri Pesek-Hickson	11	60	218	--	218	19.8
Miles Kendrick	5	31	73	106	179	35.8
Torry Locklin	9	36	117	--	117	13.0
Velton Gardner	3	29	56	--	56	18.7
Trevor Wilson	12	8	42	--	42	3.5
Steven McBride	12	1	3	--	3	0.3
Malik Johnson	1	1	1	--	1	1.0
Team	12	0	-28	--	-28	-2.3
<b>Total</b>	<b>12</b>	<b>754</b>	<b>1,672</b>	<b>2,218</b>	<b>3,890</b>	<b>324.2</b>
<b>Opponents</b>	<b>12</b>	<b>810</b>	<b>2,999</b>	<b>2,842</b>	<b>5,841</b>	<b>486.8</b>



## SCORING

	TD	FGs	PATs				DXP	SAF	PTS
			KICK	RUSH	RCV	PASS			
Devin Neal	9	--	--	--	--	--	--	--	54
Jacob Borcila	--	9-15	26-27	--	--	--	--	--	53
Kwamie Lassiter II	3	--	--	--	--	--	--	--	18
Torry Locklin	3	--	--	--	--	--	--	--	18
Lawrence Arnold	3	--	--	--	--	--	--	--	18
Luke Grimm	3	--	--	--	--	--	--	--	18
Jalon Daniels	3	--	--	--	--	2	--	--	18
Jason Bean	2	--	--	--	--	--	--	--	12
Jared Casey	1	--	--	--	1	--	--	--	8
Gavin Potter	1	--	--	--	--	--	--	--	6
Mason Fairchild	1	--	--	--	--	--	--	--	6
Jacobee Bryant	1	--	--	--	--	--	--	--	6
Trevor Wilson	1	--	--	--	--	--	--	--	6
Earl Bostick Jr.	--	--	--	--	1	--	--	--	2
<b>Total</b>	<b>32</b>	<b>9-15</b>	<b>26-27</b>	<b>0</b>	<b>2</b>	<b>2</b>	<b>0</b>	<b>0</b>	<b>249</b>
<b>Opponents</b>	<b>68</b>	<b>10-13</b>	<b>68-68</b>	<b>0</b>	<b>0</b>	<b>0</b>	<b>0</b>	<b>0</b>	<b>506</b>

## KICK RETURNS

	NO	YDS	AVG	TD	LONG
Kenny Logan Jr.	15	419	27.9	0	83
Kyler Pearson	5	50	10.0	0	18
Jamahl Horne	2	45	22.5	0	26
Luke Grimm	1	27	27.0	0	27
Trevor Wilson	1	20	20.0	0	20
<b>Total</b>	<b>24</b>	<b>553</b>	<b>23.0</b>	<b>0</b>	<b>83</b>
<b>Opponents</b>	<b>9</b>	<b>114</b>	<b>12.7</b>	<b>0</b>	<b>23</b>

## PUNT RETURNS

	NO	YDS	AVG	TD	LONG
Kwamie Lassiter II	8	108	13.5	0	26
<b>Total</b>	<b>8</b>	<b>108</b>	<b>13.5</b>	<b>0</b>	<b>26</b>
<b>Opponents</b>	<b>13</b>	<b>188</b>	<b>14.5</b>	<b>1</b>	<b>50</b>

## FUMBLE RETURNS

	NO	YDS	AVG	TD	LONG
Ra'Mello Dotson	1	14	14.0	0	14
Nick Channel	1	0	0	0	0
<b>Total</b>	<b>2</b>	<b>14</b>	<b>7.0</b>	<b>0</b>	<b>14</b>
<b>Opponents</b>	<b>0</b>	<b>0</b>	<b>0.0</b>	<b>0</b>	<b>0</b>

## INTERCEPTIONS

	NO	YDS	AVG	TD	LONG
Jacobee Bryant	2	31	15.5	1	31
Ra'Mello Dotson	1	65	65.0	0	65
Ricky Thomas Jr.	1	0	0.0	0	0
Gavin Potter	1	28	28.0	1	28
Kenny Logan Jr.	1	22	22.0	0	22
O.J. Burroughs	1	0	0.0	0	0
<b>Total</b>	<b>7</b>	<b>146</b>	<b>20.9</b>	<b>2</b>	<b>65</b>
<b>Opponents</b>	<b>10</b>	<b>84</b>	<b>8.4</b>	<b>0</b>	<b>27</b>

## FIELD GOAL SEQUENCE

	KANSAS	OPPONENTS
South Dakota	(30)	46
Coastal Carolina	(46)	
Baylor		(48)
Duke	37, (50), (29)	(48)
Iowa State	34	(26)
Texas Tech	47	(48)
Oklahoma State		(49)
Kansas State	(40), 39	24
Texas		
TCU	45	(25)
West Virginia	(46), (35)	

Numbers in parentheses indicate field goal was made.

## FIELD GOALS

	FGM-FGA	PCT	1-19	20-29	30-39	40-49	50-99	LG	BLK
Jacob Borcila	9-15	60.0	0-0	2-2	2-5	4-6	1-2	50	1
<b>Opponents</b>	<b>9-15</b>	<b>60.0</b>	<b>0-0</b>	<b>2-2</b>	<b>2-5</b>	<b>4-6</b>	<b>1-2</b>	<b>50</b>	<b>1</b>

## PUNTING

	NO.	YDS	AVG	LONG	TB	FC	I20	50+	BLK
Reis Vernon	49	1,981	40.4	59	2	16	7	6	0
Trevor Wilson	2	85	42.5	43	1	0	1	0	0
Team	2	0	0.0	0	0	0	0	0	2
<b>Total</b>	<b>53</b>	<b>2,066</b>	<b>39.0</b>	<b>59</b>	<b>3</b>	<b>16</b>	<b>8</b>	<b>6</b>	<b>2</b>
<b>Opponents</b>	<b>28</b>	<b>1,219</b>	<b>43.5</b>	<b>67</b>	<b>3</b>	<b>11</b>	<b>4</b>	<b>6</b>	<b>0</b>

## KICKOFFS

	NO.	YDS	AVG	TB	OB	RETN	NET	YDLN
Tabor Allen	52	3,177	61.1	35	1	--	--	--
Jacob Borcila	1	18	18.0	0	0	--	--	--
<b>Total</b>	<b>53</b>	<b>3,195</b>	<b>61.1</b>	<b>35</b>	<b>1</b>	<b>7</b>	<b>38.7</b>	<b>26</b>
<b>Opponents</b>	<b>90</b>	<b>5,500</b>	<b>61.1</b>	<b>52</b>	<b>3</b>	<b>25</b>	<b>37.5</b>	<b>27</b>

## ALL-PURPOSE

	G	RUSH	REC	PR	KOR	IR	TOT	AVG/G
Devin Neal	11	707	57	0	0	0	764	69.5
Kwamie Lassiter II	12	0	653	108	0	0	761	63.4
Kenny Logan Jr.	12	0	0	0	419	22	441	36.8
Trevor Wilson	12	42	364	0	20	0	426	35.5
Jason Bean	11	400	-1	0	0	0	399	36.3
Luke Grimm	10	0	349	0	27	0	376	37.6
Lawrence Arnold	11	0	316	0	0	0	316	28.7
Amari Pesek-Hickson	11	218	34	0	0	0	252	22.9
Torry Locklin	9	117	24	0	0	0	141	15.7
Mason Fairchild	11	0	128	0	0	0	128	11.6
Jared Casey	9	0	101	0	0	0	101	11.2
Steven McBride	12	3	88	0	0	0	91	7.6
Trevor Kardell	11	0	86	0	0	0	86	7.8
Jalon Daniels	6	83	0	0	0	0	83	13.8
Miles Kendrick	5	73	0	0	0	0	73	14.6
Ra'Mello Dotson	12	0	0	0	0	65	65	5.4
Velton Gardner	3	56	2	0	0	0	58	19.3
Kyler Pearson	8	0	0	0	50	0	50	6.3
Jamahl Horne	6	0	0	0	45	0	45	7.5
Jacobee Bryant	11	0	0	0	0	31	31	2.8
Gavin Potter	12	0	0	0	0	28	28	2.3
Malik Johnson	1	1	8	0	0	0	9	9.0
Tristan Golightly	10	0	9	0	-1	0	8	0.8
Dylan Downing	9	0	0	0	-7	0	-7	-0.8
Team	12	-28	0	0	0	0	-28	-2.3
<b>Total</b>	<b>12</b>	<b>1,672</b>	<b>2,218</b>	<b>108</b>	<b>553</b>	<b>146</b>	<b>4,697</b>	<b>391.4</b>
<b>Opponents</b>	<b>12</b>	<b>2,999</b>	<b>2,842</b>	<b>188</b>	<b>114</b>	<b>84</b>	<b>6,227</b>	<b>518.9</b>

## DEFENSE

	GP	TACKLES		TOTAL	TFL/YDS	SACKS NO-YARDS	PASS DEF			QBH	FUMBLES		BLOCKED	
		SOLO	A				INT-YDS	BRUP			RCV-YDS	FF	KICK	SAF
1 Kenny Logan Jr.	12	79	34	113	4-10	--	1-22	6	1		1-0	2	--	--
30 Rich Miller	12	57	22	79	5-19	2-15	--	2	--		1-0	1	--	--
19 Gavin Potter	12	46	32	78	5-15	1-2	1-28	1	1		1-0	--	--	--
15 Kyron Johnson	12	42	20	61	8.5-38	6.5-36	--	1	10		2-0	4	--	--
3 Ricky Thomas	12	37	11	48	2-7	--	1-0	--	--		--	1	--	--
9 Jeremy Webb	11	25	7	32	--	--	--	3	--		--	--	--	--
6 Taiwan Berryhill	12	14	17	31	--	--	--	--	--		--	--	--	--
0 Nate Betts	12	12	16	28	1.5-8	1-7	--	1	1		--	--	--	--
5 OJ Burroughs	12	22	4	26	--	--	1-0	2	--		--	1	--	--
98 Caleb Sampson	12	15	9	24	3.5-16	1-11	--	1	--		--	--	--	--
13 Ra'Mello Dotson	12	21	3	24	--	--	1-65	1	--		1-0	1	--	--
99 Malcolm Lee	12	14	9	23	2.5-22	1.5-20	--	1	3		--	1	--	--
2 Jacobee Bryant	11	19	12	21	1-1	--	2-31	1	--		--	--	--	--
10 Jayson Gilliom	12	14	4	18	--	--	--	1	--		--	--	--	--
41 Nick Channel	11	9	7	16	0.5-1	--	--	--	--		--	--	--	--
53 Caleb Taylor	12	8	6	14	-	--	--	--	1		--	--	--	--
90 Jereme Robinson	9	8	6	14	3.5-5	1-2	--	--	2		--	1	--	--
97 Kenean Caldwell	10	7	6	13	--	--	--	--	--		--	--	--	--
11 Eddie Wilson	11	6	6	12	--	--	--	--	--		--	--	--	--
14 Steven Parker	12	5	6	11	1-3	--	--	--	--		--	--	--	--
95 Ronald McGee	11	7	4	11	0.5-1	0.5-1	--	--	1		--	--	--	--
22 Duece Mayberry	12	6	5	11	--	--	--	--	--		--	--	--	--
16 Shaad Dabney	11	9	--	9	--	--	--	2	--		--	--	--	--
18 Edwin White-Schultz	12	5	4	9	--	--	--	--	--		1-0	--	--	--
35 Zion Debose	10	5	2	7	2.5-11	1.5-8	--	--	--		--	--	--	--
37 Hayden Hatcher	3	4	2	6	--	--	--	--	1		1-0	--	--	--
89 Mason Fairchild	11	3	--	3	--	--	--	--	--		--	--	--	--
60 Luke Hosford	12	2	--	2	--	--	--	--	--		--	--	--	--
80 Tristan Golightly	10	1	1	2	--	--	--	--	--		--	--	--	--
93 Sam Burt	4	2	--	2	--	--	--	--	1		--	--	--	--
7 Trevor Wilson	12	1	1	2	--	--	--	--	--		--	--	--	--
25 Gayflor Flomo	4	1	1	2	--	--	--	--	--		--	--	--	--
83 Quentin Skinner	11	2	--	2	--	--	--	--	--		--	--	--	--
28 Kwinton Lassiter	2	2	--	2	--	--	--	--	--		--	--	--	--
2 Lawrence Arnold	11	1	--	1	--	--	--	--	--		--	--	--	--
4 Johnquai Lewis	1	--	1	1	--	--	--	--	--		--	--	--	--
44 Cornell Wheeler	8	--	1	1	--	--	--	--	--		--	--	--	--
43 Jay Dineen	3	--	1	1	--	--	--	--	--		--	--	--	--
12 Torry Locklin	9	--	1	1	--	--	--	--	--		--	--	--	--
86 Mac Copeland	9	--	1	1	--	--	--	--	--		--	--	--	--
91 Jelani Arnold	5	1	--	1	--	--	--	--	--		--	--	--	--
<b>Total</b>	<b>12</b>	<b>511</b>	<b>252</b>	<b>763</b>	<b>41-157</b>	<b>16-102</b>	<b>7-146</b>	<b>23</b>	<b>22</b>		<b>8-0</b>	<b>12</b>	<b>0</b>	<b>0</b>
<b>Opponents</b>	<b>12</b>	<b>499</b>	<b>256</b>	<b>705</b>	<b>60-192</b>	<b>16-108</b>	<b>10-84</b>	<b>37</b>	<b>36</b>		<b>5-0</b>	<b>7</b>	<b>4</b>	<b>0</b>



## GAME-BY-GAME STATISTICS

GAME	FINAL SCORE	SCORE BY QUARTER				FIRST DOWNS				RUSHING			PASSING			TOTAL OFFENSE		PUNTING	FUMBLES	PENALTY	THIRD DOWNS	TOTAL TOP
		1	2	3	4	RU	PA	PN	TOT	ATT	YDS	TD	C-A-I	YDS	TD	ATT	YDS	NO-YDS	NO-LOST	NO-YDS		
South Dakota	14	0	0	7	7	6	6	2	14	41	154	2	10-22-0	98	0	63	252	6-289	3-0	8-40	3/14	25:52
Kansas	17	0	7	3	7	4	7	1	12	41	82	0	17-26-0	163	0	67	245	7-281	0-0	7-51	5/17	34:08
Kansas	22	9	6	7	0	7	8	1	16	38	174	3	15-29-0	238	0	67	412	2-38	1-0	6-43	7-15	30:27
Coastal Carolina	49	7	21	7	14	14	12	2	28	40	215	4	17-21-0	245	2	61	460	2-74	1-1	4-40	8-9	27:53
Baylor	45	7	7	14	17	17	12	0	29	45	307	4	19-24-0	269	2	69	575	2-80	2-2	5-45	6-11	33:22
Kansas	7	0	7	0	0	5	2	1	8	33	109	0	8-18-0	57	1	51	166	8-376	2-1	2-20	3-12	26:38
Kansas	33	3	21	3	6	10	10	1	21	40	207	2	19-32-2	323	2	72	530	4-131	0-0	5-65	3-14	30:43
Duke	52	7	14	21	10	13	13	1	27	52	279	6	22-29-1	279	1	81	607	4-176	2-1	6-65	10-16	29:17
Kansas	7	0	0	7	0	10	8	0	18	44	175	0	11-22-1	127	0	66	302	5-208	2-1	2-15	5-14	33:15
Iowa State	59	28	10	14	7	14	11	0	25	33	290	4	19-27-0	274	4	60	564	2-127	1-0	5-35	4-9	26:45
Texas Tech	41	7	17	14	3	14	8	0	22	42	244	4	18-25-1	194	1	67	438	0-0	1-1	1-5	9-11	30:14
Kansas	14	0	0	0	14	9	8	0	17	33	145	0	15-28-1	128	2	61	273	4-129	1-0	5-30	5-13	29:46
Oklahoma	35	0	0	14	21	9	8	1	18	34	220	3	15-20-1	178	2	54	398	1-61	1-0	10-65	6-10	24:30
Kansas	23	7	3	7	6	7	15	1	23	42	166	2	17-23-0	246	1	65	412	1-36	1-1	5-50	9-13	35:30
Kansas	3	0	0	3	0	4	2	1	7	33	99	0	9-18-3	44	0	51	143	7-310	0-0	4-45	0-13	28:46
Oklahoma State	55	17	21	7	10	16	13	2	31	47	292	3	20-32-0	243	4	79	535	1-55	0-0	1-15	7-14	31:14
Kansas State	35	14	7	7	7	11	9	2	22	30	242	4	21-27-0	257	1	57	499	2-62	0-0	8-65	6-9	31:38
Kansas	10	3	0	7	0	6	7	2	15	30	88	0	19-29-0	186	1	59	274	4-177	2-0	4-21	3-13	28:22
Kansas	57	14	21	7	7	10	11	1	22	43	218	4	21-31-0	202	3	74	420	5-153	0-0	4-30	11-17	35:18
Texas	56	0	14	21	14	10	18	2	30	32	164	1	33-49-2	410	7	81	574	2-90	3-2	10-97	7-11	24:42
Kansas	28	7	7	0	14	8	12	1	21	31	124	2	22-30-1	255	2	61	379	4-144	1-0	1-0	4-11	29:49
TCU	31	7	0	14	10	14	5	0	19	49	326	4	10-16-1	166	0	65	492	3-131	3-1	3-37	7-14	30:11
West Virginia	34	7	14	10	3	14	7	2	23	50	261	1	17-22-1	175	3	72	436	2-82	1-1	5-50	5-14	32:28
Kansas	28	6	7	8	7	5	5	1	15	27	87	1	22-32-1	249	1	59	336	2-83	2-0	4-34	4-12	26:37

## GAME-BY-GAME OFFENSIVE STARTERS

	WR	LT	LG	C	RG	RT	TE/WR	FB/WR	WR/RB	QB	RB
South Dakota	Lassiter II	Bostick	Clark	Novitsky	Grunhard	Cabeldue	Fairchild	Grimm	McBride	Bean	Gardner
Coastal Carolina	Lassiter II	Bostick	Clark	Novitsky	Ford Jr.	Cabeldue	Fairchild	Grimm	Wilson	Bean	Gardner
Baylor	Lassiter II	Bostick	Clark	Novitsky	Ford Jr.	Cabeldue	Fairchild	Kardell	Wilson	Bean	Gardner
Duke	Lassiter II	Bostick	Clark	Novitsky	Ford Jr.	Cabeldue	Fairchild	Arnold	Wilson	Bean	Neal
Iowa State	Lassiter II	Bostick	Clark	Novitsky	Ford Jr.	Cabeldue	Fairchild	Arnold	Wilson	Bean	Neal
Texas Tech	Lassiter II	Bostick	Clark	Novitsky	Ford Jr.	Cabeldue	Fairchild	Arnold	Wilson	Bean	Neal
Oklahoma	Lassiter II	Bostick	Clark	Novitsky	Ford Jr.	Cabeldue	Fairchild	Arnold	Grimm	Bean	Neal
Oklahoma State	Lassiter II	Bostick	Clark	Novitsky	Ford Jr.	Cabeldue	Fairchild	Arnold	Grimm	Bean	Neal
Kansas State	Lassiter II	Bostick	Clark	Novitsky	Ford Jr.	Cabeldue	Golightly	Arnold	Wilson	Bean	Neal
Texas	Lassiter II	Bostick	Clark	Novitsky	Ford Jr.	Cabeldue	Fairchild	Arnold	Wilson	Daniels	Neal
TCU	Lassiter II	Bostick	Gilbertson	Novitsky	Ford Jr.	Cabeldue	Kardell	Arnold	Grimm	Daniels	Neal
West Virginia	Lassiter II	Bostick	Hughes	Novitsky	Ford Jr.	Cabeldue	Casey	Arnold	Grimm	Daniels	Pesek-Hickson

## GAME-BY-GAME DEFENSIVE STARTERS

	DE	DT	DT	DE	LB	LB	LB	CB	S	S	CB
South Dakota	Johnson	Wilson	Burt	Lee	Potter	Berryhill	Betts	Mayberry	Logan Jr.	Thomas	Dotson
Coastal Carolina	Johnson	Wilson	Taylor	Lee	Potter	Berryhill	Betts	Mayberry	Logan Jr.	Thomas	Dotson
Baylor	Johnson	Sampson	Taylor	Lee	Potter	Berryhill	Betts	Bryant	Logan Jr.	Thomas	Dotson
Duke	Johnson	Sampson	Taylor	Lee	Potter	Miller	Betts	Bryant	Logan Jr.	Burroughs	Dotson
Iowa State	Johnson	Sampson	Taylor	Lee	Potter	Miller	Betts	Bryant	Gilliom	Thomas	Dotson
Texas Tech	Johnson	Sampson	Caldwell	Lee	Berryhill	Miller	Betts	Bryant	Logan Jr.	Thomas	Dotson
Oklahoma	Johnson	Sampson	Caldwell	Lee	Potter	Miller	Gilliom	Bryant	Logan Jr.	Thomas	Mayberry
Oklahoma State	Johnson	Sampson	Caldwell	Robinson	Potter	Miller	Gilliom	Dabney	Logan Jr.	Thomas	Dotson
Kansas State	Johnson	Sampson	Caldwell	Lee	Potter	Miller	Betts	Dabney	Logan Jr.	Thomas	Mayberry
Texas	Johnson	Sampson	Caldwell	Lee	Potter	Miller	Betts	Bryant	Logan Jr.	Thomas	Webb
TCU	Johnson	Sampson	Caldwell	Lee	Potter	Miller	Betts	Dotson	Logan Jr.	Thomas	Webb
West Virginia	Johnson	Sampson	Caldwell	Lee	Potter	Miller	Betts	Bryant	Logan Jr.	Thomas	Webb

## GAME-BY-GAME LEADERS

	PASSING	RUSHING	RECEIVING	TACKLES	SACKS
<b>South Dakota</b>	Jason Bean (17-26, 163 yds, 2 TD)	Jason Bean (15 att, 54 yds)	Trevor Wilson (5 rec, 50 yds)	Three Players (7 tackles)	Kyron Johnson (1 sack)
<b>Coastal Carolina</b>	Jason Bean (12-23, 189 yds)	Jason Bean (13 att, 102 yds, 2 TD)	Kwamie Lassiter II (7 rec, 85 yds)	Kenny Logan Jr. (9 tackles)	Two Players (.5 sack)
<b>Baylor</b>	Jason Bean (8-17, 57 yds, 1 TD)	Jason Bean (12 att, 62 yds)	Mason Fairchild (3 rec, 13 yds)	Kenny Logan Jr. (8 tackles)	N/A
<b>Duke</b>	Jason Bean (19-32, 323 yds, 2 TD)	Devin Neal (17 att, 107 yds, 1 TD)	Trevor Wilson (5 rec, 122 yds)	Rich Miller (14 tackles)	N/A
<b>Iowa State</b>	Jason Bean (10-20, 120 yds)	Devin Neal (15 att, 83 yds)	Trevor Wilson (3 rec, 55 yds)	Gavin Potter (7 tackles)	Kyron Johnson (1 sack)
<b>Texas Tech</b>	Jason Bean (11-21, 80 yds)	Devin Neal (15 att, 54 yds)	Luke Grimm (3 rec, 33 yds, 1 TD)	Rich Miller (7 tackles)	Kyron Johnson (1 sack)
<b>Oklahoma</b>	Jason Bean (17-23, 246 yds, 1 TD)	Devin Neal (23 att, 100 yds, 2 TD)	Kwamie Lassiter II (7 rec, 101 yds)	Kenny Logan Jr. (14 tackles)	Three players (1 sack)
<b>Oklahoma State</b>	Jason Bean (3-10, 10 yds)	Miles Kendrick (9 att, 37 yds)	Trevor Kardell (2 rec, 12 yds)	Rich Miller (9 tackles)	Two players (.5 sack)
<b>Kansas State</b>	Jalon Daniels (13-19, 105 yds, 1 TD)	Devin Neal (19 att, 62 yds)	Kwamie Lassiter II (6 rec, 82 yds)	Rich Miller (8 tackles)	Malcolm Lee (1 sack)
<b>Texas</b>	Jalon Daniels (21-30, 202 yds, 3 TD)	Devin Neal (24 att, 143 yds, 3 TD)	Kwamie Lassiter II (8 rec, 68 yds, 1 TD)	Kenny Logan Jr. (11 tackles)	Kyron Johnson (2 sacks)
<b>TCU</b>	Jalon Daniels (22-30, 255 yds, 2 TD)	Devin Neal (14 att, 59 yds 1 TD)	Kwamie Lassiter II (8 rec, 101 yds)	Kenny Logan Jr. (15 tackles)	Two Players (1 sack)
<b>West Virginia</b>	Jalon Daniels (22-32, 249 yds, 1 TD)	Amauri Pesek Hickson (12 att, 60 yds)	Kwamie Lassiter II (7 rec, 45 yds)	Kenny Logan Jr. (14 tackles)	Two Players (1 sack)

## GAME-BY-GAME TACKLES

	UA-A	TOT	SD	CC	BU	DU	ISU	TTU	OU	OSU	KSU	UT	TCU	WVU
Kenny Logan Jr	79-34	113	6-1	3-6	7-2	9-3	1-1	6-0	10-4	5-2	5-2	11-0	8-7	10-4
Rich Miller	57-22	79	1-0	2-2	1-0	7-7	3-2	7-0	3-3	7-2	8-0	8-0	3-4	7-2
Gavin Potter	46-22	78	6-1	4-2	5-2	1-8	2-5	5-1	3-2	5-1	3-3	5-2	1-1	6-4
Kyron Johnson	41-20	61	6-1	5-2	2-2	3-4	3-1	4-0	3-1	1-1	1-0	6-2	3-5	4-2
Ricky Thomas Jr.	37-11	48	3-0	4-4	4-1	2-1	4-0	3-1	1-1	3-1	3-0	4-0	2-0	3-2
Jeremy Webb	25-7	32	1-0	2-2	3-0	2-0	2-0	2-0	3-3	DNP	2-1	1-0	3-0	1-0
Taiwan Berryhill	14-17	31	2-0	2-2	2-1	2-4	--	1-3	0-2	2-2	1-0	--	2-2	0-1
Nate Betts	12-16	28	0-2	1-4	1-1	1-2	2-1	3-0	0-2	1-1	--	1-1	1-0	1-2
OJ Burroughs	22-4	26	2-0	--	4-1	2-1	1-0	2-0	1-1	0-1	4-0	4-0	2-0	--
Ra'Mello Dotson	21-3	24	1-0	1-0	3-0	3-1	3-0	2-1	2-0	2-0	2-0	1-0	--	1-1
Caleb Sampson	15-9	24	2-0	--	3-1	2-1	2-0	1-2	1-0	--	1-0	--	3-3	1-1
Malcolm Lee	14-9	23	3-1	1-0	1-0	0-2	2-1	0-1	1-0	--	4-0	1-0	0-3	1-0
Jacabee Bryant	19-2	21	--	0-1	3-0	--	5-0	3-1	1-0	DNP	1-0	3-1	1-0	--
Jayson Gilliom	14-4	18	2-0	--	1-0	--	1-0	1-1	1-0	2-0	1-0	1-0	1-1	3-2
Nick Channel	9-7	16	--	--	3-1	0-2	1-1	DNP	0-1	4-1	--	1-0	0-1	--
Jereme Robinson	8-6	14	--	0-2	DNP	0-2	1-0	0-1	1-0	1-0	DNP	DNP	3-0	2-1
Caleb Taylor	8-6	14	2-0	2-2	1-1	2-2	--	--	--	0-1	--	1-0	0-1	--
Kenean Caldwell	7-6	13	3-0	0-1	DNP	0-2	--	1-0	--	1-0	--	1-1	0-2	1-0
Eddie Wilson	6-6	12	2-1	0-2	2-0	DNP	--	1-1	--	1-0	0-1	0-1	--	--
Ronald McGee	7-4	11	3-0	0-1	1-0	1-1	--	--	--	0-2	--	--	2-0	--
Duece Mayberry	6-5	11	--	--	0-1	1-1	--	1-1	1-1	2-0	1-1	--	--	--
Steven Parker	5-6	11	--	--	1-1	1-0	--	0-2	--	1-2	--	2-0	--	0-1
Shaad Dabney	9-0	9	--	--	1-0	--	1-0	1-0	--	1-0	1-0	1-0	--	--
Edwin White Schultz	5-4	9	--	--	1-1	0-2	1-1	--	--	2-0	--	1-0	--	--
Zion DeBose	5-2	7	--	0-1	DNP	DNP	--	--	--	2-1	--	2-0	--	1-0
Hayden Hatcher	4-2	6	1-0	2-0	DNP	1-2	DNP	DNP	DNP	DNP	DNP	DNP	DNP	DNP
Mason Fairchild	3-0	3	--	--	--	--	1-0	1-0	--	1-0	--	--	DNP	--
Sam Burt	2-0	2	--	DNP	DNP	DNP	DNP	DNP	DNP	DNP	2-2	--	DNP	--
Quentin Skinner	2-0	2	--	--	DNP	--	--	--	--	1-0	1-0	--	--	--
Luke Hosford	2-0	2	--	--	--	--	--	1-0	--	1-0	--	--	--	--
Kwinton Lassiter	2-0	2	1-0	DNP	DNP	1-0	DNP	DNP	DNP	DNP	DNP	DNP	DNP	DNP
Gayflor Flomo	1-1	2	--	0-1	1-0	--	DNP	DNP	DNP	DNP	DNP	DNP	DNP	DNP
Tristan Golightly	1-1	2	DNP	--	DNP	--	--	--	--	--	1-1	--	--	--
Trevor Wilson	1-1	2	-	--	--	--	0-1	--	--	1-0	--	--	--	--
Lawrence Arnold	1-0	1	--	--	--	DNP	--	--	--	--	--	--	1-0	--
Jelani Arnold	1-0	1	--	--	DNP	DNP	DNP	DNP	DNP	1-0	DNP	DNP	--	--
Torry Locklin	0-1	1	--	--	--	--	--	--	1-0	--	--	DNP	DNP	DNP
Mac Copeland	0-1	1	--	--	DNP	--	--	--	DNP	--	0-1	--	DNP	--
Cornell Wheeler	0-1	1	DNP	DNP	DNP	DNP	0-1	--	--	--	--	--	--	--
Johnquai Lewis	0-1	1	--	0-1	DNP	DNP	DNP	DNP	DNP	DNP	DNP	DNP	DNP	DNP
Jay Dineen	0-1	1	DNP	DNP	DNP	DNP	0-1	DNP	0-1	DNP	--	DNP	DNP	--



## GAME-BY-GAME TACKLES FOR LOSS

	UA-A	TOT	SD	CC	BU	DU	ISU	TTU	OU	OSU	KSU	UT	TCU	WVU
Kyron Johnson	8-1	8.5	1.0-7	1.5-1	--	--	1.0-3	1.0-1	1.0-10	--	--	2.0-5	1.0-10	--
Rich Miller	5-0	5.0	--	--	--	--	--	1.0-1	--	1.0-2	--	1.0-1	--	2.0-15
Gavin Potter	4-2	5.0	--	--	--	0.5-1	--	1.0-1	1.0-2	--	--	1.0-5	--	1.5-7
Kenny Logan Jr.	4-0	4.0	--	--	--	--	--	--	--	1.0-1	--	--	2.0-8	1.0-1
Jereme Robinson	3-1	3.5	--	--	--	0.5-1	--	--	1.0-1	--	DNP	DNP	1.0-2	1.0-1
Caleb Sampson	3-1	3.5	--	--	2.0-3	--	--	0.5-2	1.0-11	--	--	--	--	--
Zion DeBose	2-1	2.5	--	--	DNP	DNP	--	--	--	0.5-1	--	1.0-3	--	1.0-7
Malcolm Lee	2-1	2.5	--	0.5-1	1.0-2	--	--	--	--	--	1-20	--	--	--
Ricky Thomas	2-0	2.0	1.0-5	--	--	--	--	--	--	--	1-1	--	--	--
Nate Betts	1-1	1.5	--	--	--	--	--	--	--	--	--	--	1.0-7	0.5-1
Jacobee Bryant	1-0	1.0	--	--	--	--	1.0-1	--	--	DNP	--	--	--	--
Steven Parker	0-2	1.0	--	--	0.5-1	--	--	0.5-2	--	--	--	--	--	--
Nick Channel	0-1	0.5	--	--	0.5-1	--	--	DNP	--	--	--	--	--	--
Ronald McGee	0-1	0.5	--	--	--	--	--	--	DNP	0.5-1	--	--	--	--

## GAME-BY-GAME SACKS

	UA-A	TOT	SD	CC	BU	DU	ISU	TTU	OU	OSU	KSU	UT	TCU	WVU
Kyron Johnson	6-1	6.5	1-7	0.5-1	--	--	1.0-3	--	1-10	--	--	2-5	1-10	--
Rich Miller	2-0	2.0	--	--	--	--	--	1-1	--	--	--	--	--	1-14
Zion DeBose	1-1	1.5	--	--	DNP	DNP	--	--	--	0.5-1	--	--	--	1-7
Malcolm Lee	0-1	0.5	--	0.5-1	--	--	--	--	--	--	1.0-20	--	--	--
Nate Betts	1-0	1.0	--	--	--	--	--	--	--	--	--	--	1-7	--
Gavin Potter	1-0	1	--	--	--	--	--	--	1-2	--	--	--	--	--
Jereme Robinson	1-0	1.0	--	--	DNP	--	--	--	--	--	DNP	DNP	1-2	--
Caleb Sampson	1-0	1	--	--	--	--	--	--	1-11	--	--	--	--	--
Ronald McGee	0-1	0.5	--	--	--	--	--	--	DNP	0.5-1	--	--	--	--

## DRIVE SUPERLATIVES

	KANSAS	OPPONENT
Most Plays/Result	14, vs. Oklahoma, TD	14, MR vs. WVU, TD
Most Yards/Result	82, at TCU, TD	99 at TCU, TD
Most Time/Result	9:11, vs. Oklahoma, TD	7:13, vs. Kansas State, TD

## SCORING DRIVE ANALYSIS

	KANSAS		OPPONENTS	
YARDAGE	TD	FG	TD	FG
No Drive	1	--	--	--
Negative Yds.	--	--	--	--
0-9	--	--	2	2
10-19	2	--	1	--
20-29	2	--	2	--
30-39	1	3	5	3
40-49	--	2	4	1
50-59	--	2	6	1
60-69	9	3	9	2
70-79	12	--	3	--
80-89	4	--	7	--
90-99	--	--	3	--

## GAME OPENING DRIVES

	KANSAS			OPPONENTS		
OPPONENTS	PTS.	1STD	YDS.	PTS.	1STD	YDS.
South Dakota	0	0	2	7	2	21
Coastal Carolina	3	2	36	7	3	75
Baylor	0	0	8	7	4	75
Duke	0	0	-3	0	4	52
Iowa State	0	0	5	7	2	70
Texas Tech	0	3	45	7	4	75
Oklahoma	7	6	80	0	1	14
Oklahoma State	0	0	9	0	4	62
Kansas State	0	1	15	7	3	72
Texas	7	5	75	0	3	40
TCU	0	0	-5	7	3	83
West Virginia	3	2	47	0	0	-1

## SECOND HALF OPENING DRIVES

	KANSAS			OPPONENTS		
OPPONENTS	PTS.	1STD	YDS.	PTS.	1STD	YDS.
South Dakota	3	4	50	0	0	-5
Coastal Carolina	7	2	65	0	0	7
Baylor	0	0	2	7	1	69
Duke	3	1	64	7	2	75
Iowa State	7	5	66	0	0	5
Texas Tech	0	2	31	7	4	92
Oklahoma	7	3	75	7	5	75
Oklahoma State	3	3	48	7	5	75
Kansas State	0	0	7	7	1	75
Texas	7	2	75	7	4	65
TCU	0	0	7	7	1	65
West Virginia	0	0	0	0	0	5

## DRIVE CHART

DRIVE START	1-9	10-19	20-29	30-39	40-49	50+
RESULT	NO/TD/FG	NO/TD/FG	NO/TD/FG	NO/TD/FG	NO/TD/FG	NO/TD/FG
South Dakota	0/0/0	2/0/0	4/0/0	6/1/1	0/0/0	1/1/0
Coastal Carolina	0/0/0	1/0/0	5/0/0	4/3/1	1/0/0	0/0/0
Baylor	0/0/0	0/0/0	10/1/0	1/0/0	1/0/0	0/0/0
Duke	0/0/0	2/0/0	5/3/1	6/0/1	0/0/0	2/1/0
Iowa State	0/0/0	0/0/0	8/0/0	3/1/0	1/0/0	0/0/0
Texas Tech	0/0/0	0/0/0	9/1/0	0/0/0	0/0/0	1/1/0
Oklahoma	0/0/0	0/0/0	8/3/1	1/0/0	0/0/0	0/0/0
Oklahoma State	0/0/0	2/0/0	10/0/1	1/0/0	0/0/0	0/0/0
Kansas State	0/0/0	0/0/0	7/1/1	2/0/0	0/0/0	0/0/0
Texas	0/0/0	0/0/0	10/4/0	2/1/0	0/0/0	2/2/0
TCU	1/0/0	1/1/0	6/2/0	2/1/0	1/0/0	0/0/0
West Virginia	0/0/0	0/0/0	2/0/2	2/2/0	0/0/0	1/0/0

## THREE-AND-OUTS

	KANSAS	OPPONENT
	THREE-AND-OUT/DRIVES	THREE-AND-OUT/DRIVES
South Dakota	5/13	5/13
Coastal Carolina	1/11	1/10
Baylor	6/12	1/12
Duke	2/15	2/14
Iowa State	3/12	2/12
Texas Tech	1/10	0/10
Oklahoma	1/9	0/8
Oklahoma State	6/13	0/13
Kansas State	2/9	0/10
Texas	5/14	2/15
TCU	2/11	2/10
West Virginia	2/11	2/12

## KANSAS SCORING DRIVES

OPPONENT	PLAYS	YDS.	TIME	DRIVE	DRIVE START	SCORING PLAY
South Dakota	7	37	3:18	TD	2nd/24	SD37 Arnold 8 yd TD reception
South Dakota	13	50	6:10	FG	3rd/6:57	KU38 Borcila 30 yd FG
South Dakota	11	64	3:56	TD	4th/1:10	KU36 Arnold 16 yd TD reception
Coastal Carolina	8	36	4:45	FG	1st/10:07	KU35 Borcila 46 yd FG
Coastal Carolina	11	66	6:25	TD	1st/1:40	KU34 Neal 2 yd TD rush
Coastal Carolina	3	65	1:00	TD	2nd/1:36	KU35 Bean 34 yd TD rush
Coastal Carolina	3	65	1:16	TD	3rd/11:36	KU35 Bean 46 yd TD rush
Baylor	11	76	5:23	TD	2nd/5:58	KU24 Wilson 5 yd TD reception
Duke	5	36	2:30	FG	1st/1:05	KU32 Borcila 50 yd FG
Duke	3	18	1:07	TD	2nd/14:53	DU18 Locklin 20 yd TD reception
Duke	5	75	1:55	TD	2nd/9:20	KU25 Locklin 36 yd TD rush
Duke	10	75	5:20	TD	2nd/1:04	KU25 Neal 1 yd TD rush
Duke	5	64	2:08	TD	3rd/12:48	KU25 Borcila 29 yd FG
Duke	5	75	2:31	TD	4th/8:42	KU25 Lassiter 61 yd TD reception
Iowa State	9	66	4:03	TD	3rd/9:17	KU34 Locklin 12 yd TD rush
Texas Tech	10	75	5:36	TD	4th/0:52	KU25 Grimm 14 yd TD reception
Texas Tech	5	35	0:36	TD	4th/0:05	TTU36 Arnold 13 yd TD reception
Oklahoma	14	80	9:11	TD	1st/5:45	KU20 Neal 1 yd TD rush
Oklahoma	12	69	6:36	FG	2nd/11:24	KU20 Borcila 28 yd FG
Oklahoma	10	75	6:27	TD	3rd/1:30	KU25 Neal 1 yd TD rush
Oklahoma	5	75	1:57	TD	4th/5:56	KU25 Grimm 14 yd TD reception
Oklahoma State	12	48	7:25	FG	3rd/3:50	KU25 Borcila 45 yd FG
Kansas State	6	54	2:39	FG	1st/2:49	KU23 Borcila 40 yd FG
Kansas State	8	80	4:26	TD	3rd/3:02	KU20 Lassiter 15 yd TD reception
Texas	13	75	7:02	TD	1st/7:58	KU25 Neal 3 yd TD rush
Texas	10	65	5:05	TD	1st/0:36	KU35 Fairchild 11 yd TD reception
Texas	11	75	6:23	TD	2nd/2:25	KU25 Daniels 9 yd TD rush
Texas	3	23	0:21	TD	2nd/1:14	UT23 Neal 19 yd TD reception
Texas	0	--	0:09	TD	2nd/1:00	-- Bryant 31 yd interception TD
Texas	4	75	2:18	TD	3rd/8:59	KU25 Neal 10 yd TD rush
Texas	9	73	5:11	TD	4th/8:57	KU27 Lassiter 2 yd TD reception
Texas	4	25	--	TD	OT1/--	UT25 Neal 2 yd TD rush
TCU	9	75	4:50	TD	1st/5:43	KU25 Daniels 14 yd TD rush
TCU	8	82	4:13	TD	2nd/12:29	KU18 Neal 2 yd TD rush
TCU	5	74	2:14	TD	4th/9:23	KU26 Grimm 28 yd TD reception
TCU	8	65	3:13	TD	4th/4:46	KU35 Casey 10 yd TD reception
West Virginia	8	47	3:37	FG	1st/11:46	KU25 Borcila 46 yd FG
West Virginia	8	61	3:13	FG	1st/2:07	KU22 Borcila 35 yd FG
West Virginia	5	65	2:41	TD	2nd/7:24	KU35 Casey 8 yd TD reception
West Virginia	0	--	0:09	TD	3rd/12:33	-- Potter 28 yd TD interception
West Virginia	5	68	1:02	TD	4th/1:43	KU32 Daniels 3 yd TD rush

## OPPONENT SCORING DRIVES

OPPONENT	PLAYS	YDS.	TIME	DRIVE	DRIVE START	SCORING PLAY
South Dakota	9	75	3:23	TD	3rd/3:31	SD25 Lawrence 29 yd TD rush
South Dakota	3	46	1:01	TD	4th/5:13	KU46 Theis 25 yd TD rush
Coastal Carolina	5	75	1:54	TD	1st/8:13	CC25 Heiligh 33 yd TD reception
Coastal Carolina	12	75	5:38	TD	2nd/11:02	CC25 McCall 2 yd TD rush
Coastal Carolina	4	35	1:48	TD	2nd/2:36	KU35 White 2 yd TD rush
Coastal Carolina	7	75	2:59	TD	3rd/8:37	CC25 White 19 yd TD rush
Coastal Carolina	12	72	5:13	TD	4th/14:11	CC28 White 3 yd TD rush
Coastal Carolina	10	83	6:32	TD	4th/4:49	CC17 Brown 11 yd TD reception
Baylor	9	75	4:31	TD	1st/10:49	BU25 Sims 14 yd TD reception
Baylor	4	39	1:36	TD	2nd/13:42	KU39 Yates 2 yd TD rush
Baylor	1	69	:16	TD	3rd/12:44	BU31 Sneed 69 yd TD reception
Baylor	8	60	3:13	TD	3rd/9:06	BU40 Smith 4 yd TD rush
Baylor	6	57	2:22	TD	4th/13:38	BU43 Bohanon 9 yd TD rush
Baylor	9	81	4:58	TD	4th/7:08	BU19 McWilliams 20 yd TD rush
Bayor	4	8	1:30	FG	4th/3:34	KU37 Hankins 48 yd FG
Duke	6	80	2:00	TD	1st/7:39	DU20 Durant 57 yd TD rush
Duke	10	75	3:38	TD	2nd/11:15	DU25 Holmberg 4 yd TD rush
Duke	3	64	:53	TD	2nd/6:24	DU36 Calhoun 26 yd TD reception
Duke	7	75	2:19	TD	3rd/10:29	DU25 Waters 4 yd TD rush
Duke	5	67	1:51	TD	3rd/6:37	DU33 Holmberg 1 yd TD rush
Duke	2	8	:31	TD	3rd/4:38	KU08 Holmberg 3 yd TD rush
Duke	13	44	5:23	FG	4th/11:13	DU43 Ham 30 yd FG

Duke	8	75	3:19	TD	4th/5:23	DU25 Holmberg 13 yd TD rush
Iowa State	6	70	3:07	TD	1st/10:33	ISU30 Hutchinson 36 yd TD reception
Iowa State	3	24	1:08	TD	1st/8:51	KU24 Kolar 6 yd TD reception
Iowa State	1	44	:07	TD	1st/6:10	KU44 Scates 44 yd TD reception
Iowa State	4	32	1:28	TD	1st/0:48	KU32 Brock 7 yd TD reception
Iowa State	7	80	3:53	TD	2nd/3:01	ISU20 Hall 9 yd TD rush
Iowa State	11	58	2:02	FG	2nd/0:00	ISU33 Assalley 26 yd FG
Iowa State	7	75	3:45	TD	3rd/9:17	ISU25 Hall 1 yd TD rush
Iowa State	4	58	1:33	TD	3rd/2:27	ISU42 Dekkers 41 yd TD rush
Iowa State	6	57	3:26	TD	4th/3:13	ISU43 Silas 16 yd TD rush
Texas Tech	10	75	4:32	TD	1st/10:24	TTU25 Colombi 1 yd TD rush
Texas Tech	8	31	3:10	FG	2nd/11:37	KU41 Garibay 28 yd FG
Texas Tech	10	55	45:50	TD	2nd/5:28	TTU45 Ezukanma 9 yd TD rush
Texas Tech	7	64	2:15	TD	2nd/0:32	TTU36 Price 7 yd TD rush
Texas Tech	11	92	4:27	TD	3rd/6:50	TTU08 Smith 5 yd rush
Texas Tech	5	57	2:15	TD	3rd/1:57	TTU43 Koontz 2 yd TD reception
Texas Tech	9	32	5:09	FG	4th/6:29	TTU38 Garibay 48 yd FG
Oklahoma	14	75	7:03	TD	2nd/11:24	OU25 Haselwood 5 yd TD reception
Oklahoma	3	75	1:16	TD	3rd/0:14	OU25 Hall 8 yd TD reception
Oklahoma	4	48	1:28	TD	4th/12:35	KU48 Brooks 1 yd TD rush
Oklahoma	4	47	1:29	TD	4th/7:53	KU47 Williams 40 yd TD rush
Oklahoma	12	75	5:14	TD	4th/0:42	OU25 Brooks 4 yd TD rush
Oklahoma State	8	68	2:30	TD	1st/5:49	OSU32 Sanders 4 yd rush
Oklahoma State	4	5	2:05	FG	1st/3:37	KU37 Brown 49 yd FG
Oklahoma State	4	19	1:30	TD	1st/0:27	KU19 Presely 4 yd TD reception
Oklahoma State	4	70	1:53	TD	2nd/11:42	OSU30 Martin 36 yd TD reception
Oklahoma State	6	67	2:00	TD	2nd/5:58	OSU33 Presley 14 yd TD rush
Oklahoma State	5	34	1:13	TD	2nd/2:23	KU34 Richardson 5 yd TD rush
Oklahoma State	9	75	3:45	TD	3rd/11:15	OSU25 Green 12 yd TD reception
Oklahoma State	10	82	4:16	TD	4th/14:28	OSU18 Richardson 2 yd TD reception
Oklahoma State	4	4	1:11	FG	4th/10:54	KU13 Hale 26 yd FG
Kansas State	8	72	4:42	TD	1st/5:36	KSU28 Vaughn 1 yd TD rush
Kansas State	2	70	0:46	TD	1st/1:57	KSU30 Knowles 68 yd TD reception
Kansas State	8	79	4:09	TD	2nd/2:48	KSU21 Sinnott 1 yd TD rush
Kansas State	1	75	0:15	TD	3rd/14:45	KSU25 Vaughn 80 yd TD rush
Kansas State	13	75	7:13	TD	4th/10:44	KSU25 Vaughn 1 yd TD rush
Texas	10	75	3:22	TD	2nd/12:14	UT25 Washington 25 yd TD reception
Texas	6	68	3:33	TD	2nd/8:48	UT32 Worthy 33 yd TD reception
Texas	11	65	3:43	TD	3rd/11:17	UT35 Thompson 1 yd TD rush
Texas	8	88	2:37	TD	3rd/3:50	UT12 Robinson 25 yd TD reception
Texas	3	17	0:44	TD	3rd/1:21	KU17 Worthy 7 yd TD reception
Texas	11	91	3:57	TD	4th/4:39	UT09 Worthy 8 yd TD reception
Texas	3	34	0:22	TD	4th/0:22	KU34 Brewer 25 yd TD reception
Texas	3	25	--	TD	OT1/--	KU25 Washington 8 yd TD reception
TCU	5	83	2:23	TD	1st/10:33	TCU17 Davis 43 yd TD rush
TCU	3	65	1:25	TD	3rd/13:32	TCU35 Miller 56 yd TD rush
TCU	10	74	4:40	TD	3rd/6:55	TCU26 Duggan 1 yd TD rush
TCU	12	99	6:44	TD	4th/11:43	TCU01 Demarcado 1 yd TD rush
TCU	14	67	4:40	FG	4th/0:06	TCU25 Kell 25 yd FG
West Virginia	6	84	2:50	TD	1st/5:28	WVU16 Wright 14 yd TD reception
West Virginia	14	75	7:05	TD	2nd/10:02	WVU25 Wright 14 yd TD reception
West Virginia	6	59	1:23	TD	2nd/0:17	WVU41 James 7 yd TD reception
West Virginia	9	75	3:58	TD	3rd/8:21	WVU25 Brown 44 yd TD rush
West Virginia	9	30	4:11	FG	3rd/0:31	WVU49 Legg 38 yd FG
West Virginia	9	60	4:38	FG	4th/5:53	WVU20 Legg 37 yd FG





## KANSAS IN THE RED ZONE

DATE	OPPONENT	SCORE	TIMES IN RZ	TIMES SCORED	TOTAL PTS	TDS	RUSH TDS	PASS TDS	FGS MADE	FGA	DOWN	INT	Failed to Score Inside Red Zone		
													FUMB	HALF	GAME
Sept. 3	South Dakota	W, 17-14	4	3	17	2	0	2	1	1	1	0	0	0	0
Sept. 10	Coastal Carolina	L, 22-49	3	1	6	1	1	0	0	0	2	0	0	0	0
Sept. 18	Baylor	L, 7-45	1	1	7	1	0	1	0	0	0	0	0	0	0
Sept. 25	Duke	L, 33-52	5	3	17	2	1	1	1	2	0	1	0	0	0
Oct. 2	Iowa State	L, 7-59	3	1	7	1	1	0	0	1	0	1	0	0	0
Oct. 16	Texas Tech	L, 14-41	2	2	14	2	0	2	0	0	0	0	0	0	0
Oct. 23	Oklahoma	L, 23-35	4	4	23	3	2	1	1	1	1	0	0	0	0
Oct. 30	Oklahoma State	L, 3-55	0	0	0	0	0	0	0	0	0	0	0	0	0
Nov. 6	Kansas State	L, 10-35	2	1	7	1	0	1	0	0	1	0	0	0	0
Nov. 13	Texas	W, 57-56	7	7	50	7	4	3	0	0	0	0	0	0	0
Nov. 20	TCU	L, 28-31	3	3	21	3	2	1	0	0	0	0	0	0	0
Nov. 27	West Virginia	L, 28-34	6	3	17	2	1	1	1	1	1	2	0	0	0
<b>Totals</b>			<b>40</b>	<b>29</b>	<b>186</b>	<b>25</b>	<b>12</b>	<b>13</b>	<b>4</b>	<b>6</b>	<b>5</b>	<b>1</b>	<b>0</b>	<b>0</b>	<b>0</b>

29-of-40 (72.5%)

## OPPONENTS IN THE RED ZONE

DATE	OPPONENT	SCORE	TIMES IN RZ	TIMES SCORED	TOTAL PTS	TDS	RUSH TDS	PASS TDS	FGS MADE	FGA	DOWN	INT	Failed to Score Inside Red Zone		
													FUMB	HALF	GAME
Sept. 3	South Dakota	W, 17-14	0	0	0	0	0	0	0	0	0	0	0	0	0
Sept. 10	Coastal Carolina	L, 22-49	5	5	35	5	4	1	0	0	0	0	0	0	0
Sept. 18	Baylor	L, 7-45	5	5	35	5	4	1	0	0	0	0	0	0	0
Sept. 25	Duke	L, 33-52	6	6	38	5	5	0	1	1	0	0	0	0	0
Oct. 2	Iowa State	L, 7-59	6	6	38	5	3	2	1	1	0	0	0	0	0
Oct. 16	Texas Tech	L, 14-41	6	6	38	5	4	1	1	1	0	0	0	0	0
Oct. 23	Oklahoma	L, 23-35	4	4	28	4	2	2	0	0	0	0	0	0	0
Oct. 30	Oklahoma State	L, 3-55	8	7	45	6	3	3	1	1	1	0	0	0	0
Nov. 6	Kansas State	L, 10-35	4	3	21	3	3	0	0	21	0	0	0	0	0
Nov. 13	Texas	W, 57-56	4	4	28	4	1	3	0	0	0	0	0	0	0
Nov. 20	TCU	L, 28-31	5	3	17	2	2	0	1	1	1	1	0	0	0
Nov. 27	West Virginia	L, 28-34	5	4	24	3	0	3	1	2	0	0	0	0	0
<b>Totals</b>			<b>58</b>	<b>53</b>	<b>347</b>	<b>47</b>	<b>31</b>	<b>16</b>	<b>6</b>	<b>8</b>	<b>2</b>	<b>1</b>	<b>0</b>	<b>0</b>	<b>0</b>

53-of-58 (91.4%)

## KANSAS THIRD DOWN CONVERSIONS

DATE	OPPONENT	SCORE	OVERALL	PCT.	1ST QTR	PCT.	2ND QTR	PCT.	3RD QTR	PCT.	4TH QTR	PCT.	OT	PCT.
Sept. 3	South Dakota	W, 17-14	5-17	29.4	0-4	0.0	3-5	60.0	2-4	50.0	0-4	0.0	0-0	0.0
Sept. 10	Coastal Carolina	L, 22-49	7-16	43.8	4-6	66.7	0-4	0.0	1-2	50.0	2-4	50.0	0-0	0.0
Sept. 18	Baylor	L, 7-45	3-12	25.0	0-2	0.0	2-3	66.7	1-5	20.0	0-2	0.0	0-0	0.0
Sept. 25	Duke	L, 33-52	3-14	21.4	0-3	0.0	2-4	50.0	0-4	0.0	1-3	33.3	0-0	0.0
Oct. 2	Iowa State	L, 7-59	5-14	35.7	0-3	0.0	2-5	40.0	1-2	50.0	2-4	50.0	0-0	0.0
Oct. 16	Texas Tech	L, 14-41	5-13	38.5	1-2	50.0	0-3	0.0	2-4	50.0	2-4	50.0	0-0	0.0
Oct. 23	Oklahoma	L, 23-35	9-13	69.2	4-4	100.0	3-5	60.0	1-2	50.0	1-2	50.0	0-0	0.0
Oct. 30	Oklahoma State	L, 3-55	0-13	0.0	0-3	0.0	0-5	0.0	0-2	0.0	0-3	0.0	0-0	0.0
Nov. 6	Kansas State	L, 10-35	3-13	23.1	0-3	0.0	2-5	40.0	0-2	0.0	1-3	33.3	0-0	0.0
Nov. 13	Texas	W, 57-56	11-17	64.7	5-5	100.0	3-4	75.0	0-2	0.0	2-5	40.0	1-1	100.0
Nov. 20	TCU	L, 28-31	4-11	36.4	0-3	0.0	2-4	50.0	0-2	0.0	2-2	100.0	0-0	0.0
Nov. 27	West Virginia	L, 28-34	4-12	33.3	2-5	40.0	0-1	0.0	0-2	0.0	2-4	50.0	0-0	0.0
<b>Kansas</b>			<b>59-165</b>	<b>35.8</b>	<b>16-43</b>	<b>37.2</b>	<b>19-48</b>	<b>39.6</b>	<b>8-33</b>	<b>24.2</b>	<b>15-40</b>	<b>37.5</b>	<b>1-1</b>	<b>100.0</b>
<b>Opponents</b>			<b>77-142</b>	<b>54.2</b>	<b>15-27</b>	<b>55.6</b>	<b>14-35</b>	<b>40.0</b>	<b>30-41</b>	<b>7.2</b>	<b>18-39</b>	<b>46.2</b>	<b>0-0</b>	<b>0.0</b>



## KANSAS FOURTH DOWN CONVERSIONS

DATE	OPPONENT	SCORE	OVERALL	PCT.	1ST QTR	PCT.	2ND QTR	PCT.	3RD QTR	PCT.	4TH QTR	PCT.	OT	PCT.
Sept. 3	South Dakota	W, 17-14	1-3	33.3	0-0	0.0	0-0	0.0	0-1	0.0	1-2	50.0	0-0	0.0
Sept. 10	Coastal Carolina	L, 22-49	0-5	0.0	0-0	0.0	0-2	0.0	0-2	0.0	0-1	0.0	0-0	0.0
Sept. 18	Baylor	L, 7-45	0-1	0.0	0-0	0.0	0-0	0.0	0-1	0.0	0-0	0.0	0-0	0.0
Sept. 25	Duke	L, 33-52	2-3	66.7	0-0	0.0	1-1	100.0	0-0	0.0	1-2	50.0	0-0	0.0
Oct. 2	Iowa State	L, 7-59	0-2	0.0	0-1	0.0	0-0	0.0	0-0	0.0	0-1	0.0	0-0	0.0
Oct. 16	Texas Tech	L, 14-41	1-2	50.0	0-0	0.0	0-0	0.0	0-1	0.0	1-1	100.0	0-0	0.0
Oct. 23	Oklahoma	L, 23-35	1-1	100.0	0-0	0.0	0-0	0.0	1-1	100.0	0-0	0.0	0-0	0.0
Oct. 30	Oklahoma State	L, 3-55	2-3	66.7	0-0	0.0	0-1	0.0	1-1	100.0	1-1	100.0	0-0	0.0
Nov. 6	Kansas State	L, 10-35	2-4	50.0	1-1	100.0	0-0	0.0	1-1	100.0	0-2	0.0	0-0	0.0
Nov. 13	Texas	W, 57-56	0-1	0.0	0-0	0.0	0-0	0.0	0-0	0.0	0-1	0.0	0-0	0.0
Nov. 20	TCU	L, 28-31	1-1	100.0	1-1	100.0	0-0	0.0	0-0	0.0	0-0	0.0	0-0	0.0
Nov. 27	West Virginia	L, 28-34	1-4	25.0	0-1	0.0	0-0	0.0	0-1	0.0	1-2	50.0	0-0	0.0
	<b>Kansas</b>		<b>11-30</b>	<b>36.7</b>	<b>2-4</b>	<b>50.0</b>	<b>1-4</b>	<b>25.0</b>	<b>3-8</b>	<b>37.5</b>	<b>5-14</b>	<b>35.7</b>	<b>0-0</b>	<b>0.0</b>
	<b>Opponents</b>		<b>11-18</b>	<b>61.1</b>	<b>3-5</b>	<b>60.0</b>	<b>1-3</b>	<b>33.3</b>	<b>3-3</b>	<b>100.0</b>	<b>4-7</b>	<b>57.1</b>	<b>0-0</b>	<b>0.0</b>

## KANSAS TIME OF POSSESSION

DATE	OPPONENT	SCORE	OVERALL	1ST QTR	2ND QTR	3RD QTR	4TH QTR	OT
Sept. 3	South Dakota	W, 17-14	34:08	6:41	10:06	8:20	9:02	--
Sept. 10	Coastal Carolina	L, 22-49	30:27	11:26	6:32	5:29	7:00	--
Sept. 18	Baylor	L, 7-45	26:38	3:59	9:15	7:47	5:37	--
Sept. 25	Duke	L, 33-52	30:43	6:11	9:42	8:43	6:07	--
Oct. 2	Iowa State	L, 7-59	33:15	8:22	8:02	5:30	11:21	--
Oct. 16	Texas Tech	L, 14-41	29:46	5:59	5:54	6:19	11:34	--
Oct. 23	Oklahoma	L, 23-35	35:30	9:15	12:45	6:36	6:54	--
Oct. 30	Oklahoma State	L, 3-55	28:46	5:36	8:20	7:25	7:25	--
Nov. 6	Kansas State	L, 10-35	28:19	7:31	9:30	6:14	5:04	--
Nov. 13	Texas	W, 57-56	35:18	12:06	7:48	5:47	9:37	--
Nov. 20	TCU	L, 28-31	29:49	6:54	11:51	5:25	5:39	--
Nov. 27	West Virginia	L, 28-34	26:37	9:54	3:31	4:46	8:26	--
	<b>Kansas</b>	<b>Total</b>	<b>369:16</b>	<b>93:54</b>	<b>103:16</b>	<b>78:21</b>	<b>93:46</b>	<b>--</b>
		<b>Avg.</b>	<b>30:46</b>	<b>7:48</b>	<b>8:36</b>	<b>6:32</b>	<b>7:49</b>	<b>--</b>
	<b>Opponents</b>	<b>Total</b>	<b>349:46</b>	<b>70:04</b>	<b>92:38</b>	<b>76:45</b>	<b>110:19</b>	<b>--</b>
		<b>Avg.</b>	<b>29:09</b>	<b>5:50</b>	<b>7:43</b>	<b>6:24</b>	<b>9:12</b>	<b>--</b>



## SEASON SUPERLATIVES

## Kansas individuals

Rushes	24	Devin Neal at Texas (Nov. 13, 2021)
Yards Rushing	143	Devin Neal at Texas (Nov. 13, 2021)
TD Rushes	3	Devin Neal at Texas (Nov. 13, 2021)
Long Rush	62	Devin Neal at Duke (Sept. 25, 2021)
Pass Attempts	32	Jason Bean at Duke (Sept. 25, 2021)
Pass Completions	22	Jalon Daniels at TCU (Nov. 20, 2021)
Yards Passing	323	Jason Bean at Duke (Sept. 25, 2021)
TD Passes	3	Jalon Daniels at Texas (Nov. 13, 2021)
Long Pass	61	Jason Bean at Duke (Sept. 25, 2021)
Receptions	8	Kwamie Lassiter II at TCU (Nov. 20, 2021)
		Kwamie Lassiter II at Texas (Nov. 13, 2021)
		Lawrence Arnold at Duke (Sept. 25, 2021)
Yards Receiving	122	Trevor Wilson at Duke (Sept. 25, 2021)
TD Receptions	2	Lawrence Arnold vs. South Dakota (Sept. 3, 2021)
Long Reception	61	Kwamie Lassiter II at Duke (Sept. 25, 2021)
Field Goals	2	Jacob Borcila at Duke (Sept. 25, 2021)
		Jacob Borcila vs. West Virginia (Nov. 27, 2021)
Long Field Goal	50	Jacob Borcila at Duke (Sept. 25, 2021)
Punts	8	Reis Vernon vs. Baylor (Sept. 18, 2021)
Punting Avg	47.0	Reis Vernon vs. Baylor (Sept. 18, 2021)
Long Punt	59	Reis Vernon vs. Baylor (Sept. 18, 2021)
Punts Inside 20	2	Reis Vernon vs. South Dakota (Sept. 3, 2021)
Long Punt Return	26	Kwamie Lassiter II vs. Kansas State (Nov. 6, 2021)
Long Kickoff Return	83	Kenny Logan Jr. vs. South Dakota (Sept. 3, 2021)
Tackles	15	Kenny Logan Jr. at TCU (Nov. 20, 2021)
Sacks	2.0	Kyron Johnson at Texas (Nov. 13, 2021)
Tackles For Loss	2.0	Kenny Logan Jr. at TCU (Nov. 20, 2021)
		Kyron Johnson at Texas (Nov. 13, 2021)
		Kenny Logan Jr. vs. Baylor (Sept. 18, 2021)
		Caleb Taylor vs. South Dakota (Sept. 3, 2021)
Interceptions	1	Jacobee Bryant at TCU (Nov. 20, 2021)
		Jacobee Bryant at Texas (Nov. 13, 2021)
		OJ Burroughs at Texas (Nov. 13, 2021)
		Ra'Mello Dotson at Duke (Sept. 25, 2021)
		Ricky Thomas vs. Oklahoma (Oct. 23, 2021)
		Kenny Logan Jr. vs. Iowa State (Oct. 2, 2021)
		Gavin Potter vs. West Virginia (Nov. 27, 2021)

## Kansas Team

Rushes	45	at Iowa State (Oct. 2, 2021)
Yards Rushing	218	at Texas (Nov. 13, 2021)
Yards Per Rush	5.2	at Duke (Sept. 25, 2021)
TD Rushes	4	at Texas (Nov. 13, 2021)
Pass Attempts	32	at Duke (Sept. 25, 2021)
Pass Completions	22	at TCU (Nov. 20, 2021)
Yards Passing	323	at Duke (Sept. 25, 2021)
Yards Per Pass	10.7	vs. Oklahoma (Oct. 23, 2021)
TD Passes	3	at Texas (Nov. 13, 2021)
Total Plays	74	at Texas (Nov. 13, 2021)
Total Offense	530	at Duke (Sept. 25, 2021)
Yards Per Play	7.4	at Duke (Sept. 25, 2021)
Points	57	at Texas (Nov. 13, 2021)
Sacks By	3	vs. Oklahoma (Oct. 23, 2021)
		at TCU (Nov. 20, 2021)
First Downs	23	vs. Oklahoma (Oct. 23, 2021)
Penalties	7	vs. South Dakota (Sept. 3, 2021)
Penalty Yards	65	at Duke (Sept. 25, 2021)
Turnovers	3	at Oklahoma State (Oct. 30, 2021)
Interceptions By	2	at Texas (Nov. 13, 2021)
Punts	8	vs. Baylor (Sept. 18, 2021)
Punting Avg	47.0	vs. Baylor (Sept. 18, 2021)
Long Punt	59	vs. Baylor (Sept. 18, 2021)
Punts Inside 20	2	at TCU (Nov. 20, 2021)
		vs. South Dakota (Sept. 3, 2021)
Long Punt Return	26	vs. Kansas State (Nov. 6, 2021)

## Opponent Individuals

Rushes	24	Kennedy Brooks vs. Oklahoma (Oct. 23, 2021)
Yards Rushing	162	Deuce Vaughn vs. Kansas State (Nov. 6, 2021)
TD Rushes	4	Gunnar Holmberg at Duke (Sept. 25, 2021)
Long Rush	80	Deuce Vaughn vs. Kansas State (Nov. 6, 2021)
Pass Attempts	43	Casey Thompson at Texas (Nov. 13, 2021)
Pass Completions	30	Casey Thompson at Texas (Nov. 13, 2021)
Yards Passing	358	Casey Thompson at Texas (Nov. 13, 2021)
TD Passes	6	Casey Thompson at Texas (Nov. 13, 2021)
Long Pass	69	Gerry Bohanon vs. Baylor (Sept. 18, 2021)
Receptions	14	Xavier Worthy at Texas (Nov. 13, 2021)
Yards Receiving	152	Xavier Worthy at Texas (Nov. 13, 2021)
TD Receptions	3	Xavier Worthy at Texas (Nov. 13, 2021)
Long Reception	69	RJ Sneed vs. Baylor (Sept. 18, 2021)
Field Goals	2	Jonathan Garibay vs. Texas Tech (Oct. 16, 2021)
Long Field Goal	49	Tanner Brown at Oklahoma State (Oct. 30, 2021)
Punts	6	Brady Schutt vs. South Dakota (Sept. 3, 2021)
Punting Avg	61.0	Michael Turk vs. Oklahoma (Oct. 23, 2021)
Long Punt	67	Brady Schutt vs. South Dakota (Sept. 3, 2021)
Punts Inside 20	1	Jordy Sandy at TCU (Nov. 20, 2021)
		Isaac Power vs. Baylor (Sept. 18, 2021)
		Brady Schutt vs. South Dakota (Sept. 3, 2021)
		Porter Wilson at Duke (Sept. 25, 2021)
Long Punt Return	50	Tristan Ebner vs. Baylor (Sept. 18, 2021)
Long Kickoff Return	23	Kody Case vs. South Dakota (Sept. 3, 2021)
Tackles	12	Jack Cochran vs. South Dakota (Sept. 3, 2021)
Sacks	3.5	Joaiah Stewart at Coastal Carolina (Sept. 10, 2021)
Tackles For Loss	3.5	Josaiah Stewart at Coastal Carolina (Sept. 10, 2021)
Interceptions	1	Dee Winters at TCU (Nov. 20, 2021)
		Kolby Harvell-Peel at Oklahoma State (Oct. 30, 2021)
		Jason Taylor II at Oklahoma State (Oct. 30, 2021)
		Nick Session at Oklahoma State (Oct. 30, 2021)
		Dadrión Taylor Demerson vs. Texas Tech (Oct. 16, 2021)
		Kym-Mani King at Iowa State (Oct. 2, 2021)
		Shaka Heyward at Duke (Sept. 25, 2021)
		Nate Thompson at Duke (Sept. 25, 2021)

## Opponent Team

Rushes	52	at Duke (Sept. 25, 2021)
Yards Rushing	307	vs. Baylor (Sept. 18, 2021)
Yards Per Rush	7.9	at Iowa State (Oct. 2, 2021)
TD Rushes	6	at Duke (Sept. 25, 2021)
Pass Attempts	49	at Texas (Nov. 13, 2021)
Pass Completions	33	at Texas (Nov. 13, 2021)
Yards Passing	410	at Texas (Nov. 13, 2021)
Yards Per Pass	11.7	at Coastal Carolina (Sept. 10, 2021)
TD Passes	7	at Texas (Nov. 13, 2021)
Total Plays	81	at Texas (Nov. 13, 2021)
		at Duke (Sept. 25, 2021)
Total Offense	607	at Duke (Sept. 25, 2021)
Yards Per Play	9.1	at Iowa State (Oct. 2, 2021)
Points	59	at Iowa State (Oct. 2, 2021)
Sacks By	6	at Coastal Carolina (Sept. 10, 2021)
First Downs	31	at Oklahoma State (Oct. 30, 2021)
Penalties	10	at Texas (Nov. 13, 2021)
		vs. Oklahoma (Oct. 23, 2021)
Penalty Yards	97	at Texas (Nov. 13, 2021)
Turnovers	4	at Texas (Nov. 13, 2021)
Interceptions By	1	at Duke (Sept. 25, 2021)
Punts	6	vs. South Dakota (Sept. 3, 2021)
Punting Avg	48.2	vs. South Dakota (Sept. 3, 2021)
Long Punt	67	vs. South Dakota (Sept. 3, 2021)
Punts Inside 20	1	at TCU (Nov. 20, 2021)
		at Duke (Sept. 25, 2021)
		vs. Baylor (Sept. 18, 2021)
		vs. South Dakota (Sept. 3, 2021)
Long Punt Return	50	vs. Baylor (Sept. 18, 2021)

## THE LAST TIME KANSAS ...

## TEAM

Scored 80+ points	86 vs. South Dakota State, 1947
Scored 70-79 points	76, Nebraska, 2007
Scored 60-69 points	62, Southeastern Louisiana, 2007
Scored 50-59 points	57 vs. Texas, 2021
Scored 40-49 points	48, at Texas, 2019
Scored 40+ points in back-to-back games	45, Northern Illinois and 42, McNeese State, 2011
Rushed for 500+ yards	556, Missouri, 1975
Rushed for 400-499 yards	405 vs. Rutgers, 2018
Rushed for 300-399 yards	336, at Boston College, 2019
Rushed for 200-299 yards	224 at Texas, 2021
Passed for 500+ yards	Never
Passed for 400-499 yards	415, vs. Texas Tech, 2019
Passed for 300-399 yards	323, at Duke, 2021
Rushed/Passed for 200+ yards	202 pass, 224 rush at Texas, 2021
Had 600+ yards of total offense	615 vs. FIU, 2007
Had 500-599 yards of total offense	530, at Duke, 2021
Scored on first offensive play	vs. Cental Michigan, 2014 (Pierson 74 yd run)
Won on final offensive play	at Texas, 2021 (Casey 2 pt. conversion)
Lost on final defensive play	at TCU, 2021 (Kell 25 yd FG)
Won in overtime	at Texas, 2021
Lost in overtime	vs. Nicholls (26-23), 2018
Recorded a safety	vs. Nicholls, 2018
Recorded two safeties	vs. Southeastern Louisiana, 2007
Recorded two defensive touchdowns	vs. Rutgers, 2018
Executed a two-point conversion	vs. West Virginia, 2021
Recorded a 90+ yard scoring drive	98 at Iowa State, 2019
Zero punts in a game	vs. UNLV, 2003
Zero sacks allowed in a game	at Oklahoma State, 2021
Recorded a shutout	vs. Louisiana Tech, 2008
Held opponent to 0 yards rushing	(-31) vs. Southeastern Louisiana, 2007
Blocked multiple kicks in a game	2, vs. South Dakota State, 2011 (2 Blocked Punts)
Blocked multiple punts in a game	2, vs. South Dakota State, 2011
Scored a special teams TD	vs. Iowa State, 2020
Scored a special teams & defensive TD	vs. FIU, 2007
10+ Pass Breakups in a game	10, at West Virginia, 2020

## INDIVIDUAL OFFENSE

Rushed for 200+ yards	252, Pooka Williams Jr., at Oklahoma, 2018
Rushed for 150-199 yards	154, Pooka Williams Jr., at Iowa State, 2019
Two Players Rushed for 100+ yards	Khalil Hebert (187), Pooka Williams Jr., (121) at Boston College, 2019
Three Players Rushed for 100+ yards	Smith (253), Banks (120) and Wright (116), vs. Missouri, 1975
Had 40+ carries	40, June Henley vs. Iowa State, 1996
Had 30-39 carries	36, Khalil Herbert vs. West Virginia, 2017
Had 25-29 carries	25, Pooka Williams Jr., at Texas, 2019
Rushed for 5 TDs	Never
Rushed for 4 TDs	James Sims vs. Colorado, 2010
Rushed for 3 TDs	Devin Neal at Texas, 2021
Passed for 500+ yards	Never
Passed for 400-499 yards	415, Carter Stanley vs. Texas Tech, 2019
Passed for 300-399 yards	323, Jason Bean at Duke, 2021
Threw 5+ TDs	6, Todd Reesing vs. Nebraska, 2007
Threw 4 TDs	4, Carter Stanley at Texas, 2019
Threw 3 TDs	3, Jalon Daniels at Texas, 2021
Had 60+ pass attempts	62, Peyton Bender vs. Central Michigan, 2017
Had 50-59 pass attempts	62, Peyton Bender vs. Central Michigan, 2017
Had 40-49 pass attempts	44, Carter Stanley at Iowa State, 2019
Had 30-39 pass attempts	30, Jalon Daniels at TCU, 2021
Had 30+ pass completions	30, Peyton Bender at Ohio, 2017
Had 25-29 pass completions	26, Carter Stanley vs. Texas Tech, 2019
QB Rush for 100+ yards	102, Jason Bean at Coastal Carolina, 2021
QB Rush for 100+ yards, pass for 200+ yards	(121 / 217) Bill Whittemore vs. Colorado, 2002
Had 15+ catches	16, Kerry Meier vs. Iowa State, 2009
Had 10-14 catches	10, Steven Sims Jr., vs. Oklahoma State, 2018
Had Two Players with 10+ catches	Dezmon Briscoe (14) and Kerry Meier (10) vs. Missouri, 2009
Had 250+ yards receiving	269, Dezmon Briscoe at Oklahoma, 2008
Had 200-249 yards receiving	233, Steven Sims Jr. vs. K-State, 2017

Had 150-199 yards receiving	186, Stephon Robinson Jr., vs. Texas Tech, 2019
Had 100+ yards receiving	101, Kwamie Lassiter II at TCU, 2021
Had 100+ yards rushing and receiving	Never
Had a touchdown rushing and receiving	Devin Neal at Texas, 2021
2 Players with 100+ yards receiving	186, Stephon Robinson Jr., and 109, Andrew Parchment, vs. Texas Tech, 2019
3 Players with 100+ yards receiving	Never
Had 4+ TD receptions	4, Quintin Smith vs. Louisville, 1989
Had 3 TD receptions	3, Dezmon Briscoe vs. Minnesota, 2008
Had 2 TD receptions	2, Lawrence Arnold vs. South Dakota, 2021

## INDIVIDUAL DEFENSE

Intercepted 3 passes	3, Bill Crank vs. Tulane, 1958
Intercepted 2 passes	2, Hasan Defense at West Virginia, 2018
Returned multiple interceptions for TDs	2, Patrick Brown vs. UAB, 1997
Returned an interception for a TD	Gavin Potter vs. West Virginia, 2021
Interception Return for 100+ yards	100, Aqib Talib vs. FIU, 2007
Recorded 15+ Tackles	15, Kenny Logan Jr. at TCU, 2021
Recorded 10-14 Tackles	14 Kenny Logan Jr., vs. West Virginia
Two Players with 10+ Tackles	(14) Kenny Logan Jr., (10) Gavin Potter, vs. West Virginia, 2021
Three players with 10+ Tackles	(12) Joe Dineen Jr., (10) Keith Loneker Jr., (10) Tyrone Miller Jr., at Texas, 2017
Recorded 5+ Sacks	5, Brandon Perkins vs. Louisiana Tech, 2005
Recorded 4 Sacks	5, Brandon Perkins vs. Louisiana Tech, 2005
Recorded 3 Sacks	3, Cameron Rosser vs. TCU, 2016
Had 5+ Pass Breakups	5, JaCorey Shepherd vs. Iowa State
Returned a fumble for a TD	63, Cassius Sendish, at Oklahoma, 2014

## INDIVIDUAL SPECIAL TEAMS

Returned a Kickoff for a Touchdown	100, Kenny Logan Jr., vs. Iowa State, 2020
Punt Return for a Touchdown	76, Nick Harwell vs. West Virginia, 2014
Blocked a Punt	Stephon Robinson Jr., vs. Nicholls, 2018
Blocked Punt Return for a TD	Dakota Lewis vs. FIU, 2007
Blocked a FG	Brandon Stewart vs. West Virginia, 2015
Blocked FG Return for a TD	54, Patrick Brown at Oklahoma, 1996
Blocked a PAT	Team, at Oklahoma, 2018
Returned a PAT for a Two-Point Conversion	Carl Nesmith vs. Texas, 2000
Executed a Fake Punt for a First Down	Ryan Schadler at West Virginia, 2018
Executed a Fake Field Goal	T.J. Millweard and Trent Smiley vs. TCU, 2014
Executed an onside kick	Jacob Borcila vs. TCU, 2020
Made 5+ Field Goals	5, Bruce Kallmeyer vs. Wichita State, 1983
Made 4 Field Goals	4, Scott Webb vs. Kansas State, 2006
Made a Field Goal of 50+ Yards	50, Jacob Borcila, at Duke, 2021
Recorded a 70+ yard Punt	76, Kyle Thompson at Texas, 2018
Recorded a 60-69 yard Punt	62, Kyle Thompson at West Virginia, 2020



## THE LAST TIME A KANSAS OPPONENT ...

## TEAM

Scored 80+ points	Never
Scored 70-79 points	70 at Oklahoma State, 2011
Scored 60-69 points	62 at Oklahoma, 2020
Scored 50-59 points	56, at Texas, 2021
Scored 40-49 points	45, vs. Baylor, 2021
Rushed for 500+ yards	510, at Oklahoma, 2014
Rushed for 400-499 yards	426, vs. West Virginia, 2015
Rushed for 300-399 yards	326, at TCU, 2021
Rushed for 200-299 yards	262, vs. Kansas State, 2021
Passed for 500+ yards	548, at Texas Tech, 2016
Passed for 400-499 yards	410 at Texas, 2021
Passed for 300-399 yards	328 at Duke, 2021
Rushed/Passed for 200+ yards	262 rush, 257 pass, vs. Kansas State, 2021
Had 600+ yards of total offense	607 at Duke, 2021
Had 500-599 yards of total offense	574 at Texas, 2021
Scored on first offensive play	vs. Texas, 2017 (49-yard reception)
Won on final offensive play	at TCU, 2021 (Kell 25 yd FG)
Lost on final defensive play	at Texas, 2021 (Casey 2 pt. Conversion)
Won in overtime	26-23, vs. Nicholls, 2018
Lost in overtime	57-56 at Texas, 2021
Recorded a safety	at Baylor, 2020 (sack)
Recorded two safeties	at Texas, 2001
Recorded two defensive touchdowns	TCU, 2020 (fumble ret., INT ret.)
Recorded two special teams touchdowns	at Kansas State, 2020 (two punt returns)
Zero punts in a game	vs. Texas Tech, 2021
Zero sacks allowed in a game	vs. Coastal Carolina, 2020
Held KU to 0 yards rushing	-25 at TCU, 2017
Blocked multiple kicks in a game	at Texas, 2019 (blocked 2 FGs)
Scored a special teams TD	vs. TCU, 2020 (Punt Return TD)
Scored a special teams & defensive TD	vs. TCU, 2020

## INDIVIDUAL OFFENSE

Rushed for 300+ yards	427, Samaje Perine at Oklahoma, 2014
Rushed for 200+ yards	250, D'Onta Foreman at Texas, 2016
Two Players Rushed for 100+ yards	Brown (156), Mathis (118) vs. West Virginia, 2021
Three Players Rushed for 100+ yards	Howard (129), Smallwood (115), Shell (108) vs. West Virginia, 2015
Had a 90+ yard run from scrimmage	93, D'Onta Foreman at Texas, 2015
Had 40+ carries	51, D'Onta Foreman vs. Texas, 2016
Had 30-39 carries	31, Justice Hill vs. Oklahoma State, 2018
Had 25-29 carries	28, Breece Hall at Iowa State, 2019
Rushed for 5+ TDs	5, Samaje Perine at Oklahoma, 2014
Rushed for 4 TDs	Gunnar Holmberg at Duke, 2021
Rushed for 3 TDs	3, Reese White at Coastal Carolina, 2021
Passed for 500+ yards	Never
Passed for 400-499 yards	410, Casey Thompson at Texas, 2021
Passed for 300-399 yards	328, Gunnar Holmberg at Duke, 2021
Threw 5+ TDs	6, Casey Thompson at Texas, 2021
Threw 4 TDs	Brock Purdy, at Iowa State, 2021
Threw 3 TDs	Jarret Doege at West Virginia, 2020
Had 50+ pass attempts	50, Patrick Mahomes II vs. Texas Tech, 2015
Had 40-49 pass attempts	43, Casey Thompson at Texas, 2021
Had 30-39 pass attempts	34, Jett Duffey vs. Texas Tech, 2019
Had 30+ pass completions	30, Casey Thompson at Texas, 2021
Had 25-29 pass completions	29, Gunnar Holmberg at Duke, 2021
Had completion percentage of 75 percent (Min. 20 pass attempts)	75.8% Gunnar Holmberg at Duke, 2021 (22-of-29)
Had completion percentage of 80 percent (Min. 20 pass attempts)	84.3%, Baker Mayfield vs. Oklahoma (27-of-32)
Had completion percentage of 90+ percent (Min. 20 pass attempts)	95.8%, Geno Smith at West Virginia 2012 (23-of-24)**
QB Rush for 100+ yards	127, Skylar Thompson vs. Kansas State, 2019
QB Rush for 100+ yards, pass for 200+ yards	Robert Griffin III (103 rush, 312 pass) Baylor, 2011
Had 15+ catches	15, Dana Alexander vs. Missouri, 2009
Had 10-14 catches	10, Allen Lazard vs. Iowa State, 2016
Had Two Players with 10+ catches	Never*
Had 250+ yards receiving	300, Adarius Bowman vs. Oklahoma State, 2006

Had 200-249 yards receiving	219, Jonathan Giles at Texas Tech, 2016
Had 150-199 yards receiving	152 Xavier Worthy at Texas, 2021
Had 100+ yards rushing and receiving	O. Smith (157 rushing, 108 receiving) at Georgia Tech, 2011
Had a touchdown rushing and receiving	Trey Sermon vs. Oklahoma, 2019
2 Players with 100+ yards receiving	Landon Wolf (116) and Tylan Wallace (104) vs. Oklahoma State, 2018
3 Players with 100+ yards receiving	Never*
Had 4+ TD receptions	4, Adarius Bowman vs. Oklahoma, 2006
Had 3 TD receptions	Xavier Worthy, at Texas, 2021
Had 2 TD receptions	Pro Wells vs. TCU, 2020

## INDIVIDUAL DEFENSE

Intercepted 3+ passes	3, Darcel McBath Texas Tech, 2008
Intercepted 2 passes	Kolby Harvell-Peel at Oklahoma State, 2019
Returned multiple interceptions for TDs	Never*
Returned an interception for a TD	CJ Ceasar vs. TCU, 2020
Interception Return for 100+ yards	Never*
Recorded 15+ Tackles	15, Raaquan Davis at Baylor, 2016
Recorded 10-14 Tackles	11, Braxton Lewis at Iowa State, 2019
Two Players with 10+ Tackles	12, Ty Summers and 11, Denzel Johnson vs. TCU, 2016
Recorded 5+ Sacks	Never*
Recorded 4 Sacks	Never*
Recorded 3 Sacks	3.5, Josaiah Steward at Coastal Carolina, 2021
Forced 2 fumbles	K.J. Smith at Baylor, 2014

## INDIVIDUAL SPECIAL TEAMS

Returned a Kickoff for a Touchdown	Tristan Ebner at Baylor, 2020
Kickoff Return of 100 Yards	Tristan Ebner at Baylor, 2020
Two returns for TDs	Phillip Brooks at Kansas State, 2020 (Punts)
Punt Return for a Touchdown	Derius Davis vs. TCU, 2020
Blocked a Punt	Alex Spillum, at Coastal Carolina, 2021
Blocked a Punt Return for a TD	Alex Spillum, at Coastal Carolina, 2021
Blocked a FG	Nick McCann vs. Texas Tech, 2019
Blocked FG Return for a TD	Deonte Roberts (64) vs. Rutgers, 2018
Blocked a PAT	Jeffrey Gunter, at Coastal Carolina, 2021
Returned a PAT for a Two-Point Conversion	D'Shawn Jamison at Texas, 2019
Made 5+ Field Goals	5, Jeff Jacke, at Missouri, 1992
Made 4+ Field Goals	Chris Callahan, at Baylor, 2014
Made a Field Goal of 50+ Yards	52, M. McCrane, at Kansas State, 2014
Recorded a 70+ yard Punt	73, Quinn Sharp, Oklahoma State, 2012
Recorded a 60-69 yard Punt	64, Nick O'Toole, vs. West Virginia, 2015



# JAYHAWKS TOP COYOTES TO OPEN LEIPOLD ERA

SEPT. 3, 2021 | DAVID BOOTH KANSAS MEMORIAL STADIUM | LAWRENCE, KAN.

### TEAM STATISTICS

	SDU	KU
First Downs	14	12
Rushing	6	4
Passing	6	7
Rushing Yards	164	82
Rushing Attempts	41	41
Average Per Rush	4.0	2.0
Passing Yards	98	163
Comp.-Att.-Int.	10-22-0	17-26-0
Average Per Comp.	9.8	9.6
Passing Touchdowns	0	2
Total Offense	262	245
Fumbles-Lost	3-0	0-0
Penalties-Yards	8-40	7-51
Punts-Yards	6-289	7-281
Punt Return Yards	0-0	0-0
Kick Return Yards	1-23	2-110
Interceptions-Yards	0-0	0-0
Time of Possession	25:52	34:07
Third Down Conversions	3-13	5-16
Fourth Down Conversions	0-3	1-3
Red Zone	0-0	3-4
Sacks-Yards	1-5	1-7
Field Goals	2-2	2-2
Points off Turnovers	0	0

### PLAYER STATISTICS

**KANSAS**  
**Passing**..... Jason Bean (17/26, 163 yds)  
**Rushing**..... Jason Bean (15 att, 36 yds, 1 TD)  
**Receiving**..... Trevor Wilson (5 rec, 50 yds)  
**Tackles**..... Kyrn Johnson (7 tackles)  
**Sacks**..... Kyrn Johnson (1 sack)

**SOUTH DAKOTA**  
**Passing**..... Carson Camp (10/22, 98 yds, 0 TD)  
**Rushing**..... Travis Theis (18 att, 96 yds, 1 TD)  
**Receiving**..... Kody Case (2 rec, 37 yds)  
**Tackles**..... Jack Cochrane (13 tackles)  
**Sacks**..... Jacob Matthew (1 sack)

### SOUTH DAKOTA KANSAS

0 0 7 7 14  
0 7 3 7 17

Qtr.	Time	Scoring Play	South Dakota-KU
2nd	00:24	KU - L.Arnold 8-yd pass ( J.Borcila kick), 7-37, 03:18	0-7
3rd	06:57	KU - J.Borcila 30-yd FG, 13-50, 06:10	0-10
3rd	03:31	SD - S.Lawrence 29 yd rush (M.Lorber kick), 9-75, 03:23	7-10
4th	05:13	SD - Theis 25 yd rush (#31 M.Lorber kick), 3-46, 01:01	14-10
4th	01:10	KU - L.Arnold 16 yd pass (J.Borcila kick), 11-64, 03:56	14-17

**LAWRENCE, Kan. –** The Kansas Jayhawks opened their season and the Lance Leipold coaching era in style Friday night, defeating the South Dakota Coyotes, 17-14, thanks to some late game dramatics.

In the 100th year of David Booth Memorial Stadium, the Jayhawks found themselves down by four with five minutes left in the fourth quarter. Quarterback Jason Bean then helped engineer an 11-play, 64-yard drive that spanned nearly four minutes and concluded with a 16-yard touchdown pass to Lawrence Arnold to put the Jayhawks up three with just 1:10 left on the clock.

The key play on the drive came on 4th-and-10 at the South Dakota 47 when Bean found tight end Mason Fairchild for a 20-yard gain to keep the drive alive and help setup the win. Five plays later, the Jayhawks scored.

The South Dakota offense had one final chance, but the Kansas defense came up big and didn't allow the Coyotes to get a first down. Bean then took a knee to ice the game and secure the victory for Leipold in his first game as head coach of the Jayhawks.

"The biggest thing is how proud I am of this group to battle back that late in the game when the momentum really shifted, especially what they've been through," Leipold said. "We talked a lot about how since the last time this program has won a football game so to do it in that style is very fitting and I hope it's something we will build upon."

The first half of Friday's game was a defensive battle between the Coyotes and Jayhawks. Late in the second quarter, the Kansas offense came alive and scored its first points of the season. The Jayhawks went 37 yards on seven plays and scored their first touchdown of the season

when Bean hit Arnold for an eight-yard touchdown to give Kansas a 7-0 lead heading into halftime. Kansas extended its lead in the second half. Halfway through the third quarter, kicker Jacob Borcila connected on a 30-yard field goal to make it 10-0.

South Dakota answered with a touchdown with 3:31 to play in the third to cut the lead to 10-7. The Coyotes then scored again in the fourth quarter with 5:13 left to go up 14-10 and setting up the dramatic comeback from the Jayhawks. Kansas celebrated the win on the sideline by holding up Leipold and raising him in triumph to put an exclamation point on the night.

"I didn't do anything so I don't know why they picked me up, they probably should have picked up one of the guys who made the play," a smiling Leipold joked. "The enthusiasm is flattering, this is about a program not about a coach and we are going to work to build on this. To see the excitement from the staff members and everyone will always be memorable."

Bean finished the night with 163 yards and two touchdowns on 17 of 26 passing. He also added 54 rushing yards on 15 carries. Arnold had three catches for 33 yards and his two touchdowns. Fairchild led the team with 58 receiving yards. Trevor Wilson had five catches to lead the way.

Kyrn Johnson, Gavin Potter and Kenny Logan Jr., led the team with seven tackles apiece. Johnson also had a sack and a forced fumble. Caleb Taylor had a pair of tackles-for-loss in the win and Kenean Caldwell also added a tackle-for-loss. The Jayhawks had four pass breakups as a team and allowed just 263 yards of total offense in the win and held South Dakota to 3-for-16 on third and fourth downs.





# JAYHAWKS DROP ROAD CONTEST TO 17TH-RANKED CHANTICLEERS

SEPT. 10, 2021 | BROOKS STADIUM | CONWAY, S.C.

TEAM STATISTICS		
	KU	CCU
First Downs	16	28
Rushing	7	14
Passing	8	18
Rushing Yards	174	215
Rushing Attempts	38	40
Average Per Rush	4.6	5.4
Passing Yards	238	245
Comp.-Att.-Int.	15-29-0	17-21-0
Average Per Comp.	15.9	14.4
Passing Touchdowns	0	2
Total Offense	412	460
Fumbles-Lost	1-0	1-1
Penalties-Yards	6-43	4-40
Punts-Yards	2-38	2-74
Punt Return Yards	0-0	0-0
Kick Return Yards	4-95	1-14
Interceptions-Yards	0-0	0-0
Time of Possession	30:27	27:53
Third Down Conversions	7-15	8-9
Fourth Down Conversions	0-5	0-0
Red Zone	1-3	5-5
Sacks-Yards	1-1	6-25
Field Goals	1-1	0-0
Points off Turnovers	0	0

PLAYER STATISTICS	
<b>KANSAS</b>	
Passing	Jason Bean (12/23, 189 yds)
Rushing	Jason Bean (13 att, 118 yds, 2 TD)
Receiving	Kwamie Lassiter II (7 rec, 85 yds)
Tackles	Kenny Logan Jr. (8 tackles)
Sacks	Kyron Johnson & MacIom Lee (.5 sack)
<b>COASTAL CAROLINA</b>	
Passing	Grayson McCall (17/21, 245 yds, 2 TD)
Rushing	Reese White (14 att, 102 yds, 3 TD)
Receiving	Jaivon Heiligh (6 rec, 122 yds)
Tackles	Brayden Matts (9 tackles)
Sacks	Josaiah Stewart (3.5 sacks)

KANSAS		9	6	7	0	22
COASTAL CAROLINA		7	21	7	14	49
Qtr.	Time	Scoring Play				KU-Coastal
1st	10:07	KU - J.Borcila 46-yd FG, 8-36, 04:45				3-0
1st	08:13	CCU - J.Heiligh 33-yd pass (M.Biscardi kick), 5-75, 01:54				3-7
1st	01:40	KU - D.Neal 2-yd rush (J.Borcila kick blocked), 11-66, 06:25				9-7
2nd	11:02	CCU - G.McCall 2-yd rush (M.Biscardi kick), 12-75, 05:38				9-14
2nd	08:23	CCU - (M.Biscardi kick), 02:32				9-21
2nd	02:36	CCU - R.White 2-yd rush (M.Biscardi kick), 4-35, 01:48				9-28
2nd	01:36	KU - J.Bean 34-yd rush, 3-65, 01:00				15-28
3rd	11:36	KU - J.Bean 46-yd rush (J.Borcila kick), 3-65, 01:16				22-28
3rd	08:37	CCU - R.White 19-yd rush (M.Biscardi kick), 7-75, 02:59				22-35
4th	14:11	CCU - R.White 3-yd rush (M.Biscardi kick), 12-72, 05:13				22-42
4th	04:49	CCU -K.Brown 11-yd pass (M.Biscardi kick), 10-83, 06:32				22-49

**CONWAY, S.C. –** Jason Bean became the first Kansas quarterback to rush for more than 100 yards in 19 years Friday night, but the Jayhawks fell to No. 17/19 Coastal Carolina 49-22 at Brooks Stadium.

The Jayhawks led in the first half, and cut the Coastal Carolina deficit to six at one point in the second half, but the Chanticleers offense punched it in three times over the third and fourth quarters to secure a hard-fought win over the Jayhawks.

With the loss, Kansas dropped to 1-1 on the season. Coastal Carolina improved to 2-0 on the year.

The Jayhawks struck first on Friday when Jacob Borcila hit a 46-yard field goal on the first possession of the game to go up 3-0. After Coastal Carolina responded with a 33-yard touchdown pass, true freshman Devin Neal scored the first touchdown of his collegiate career when he reached pay dirt from two yards out to give Kansas a 9-7 lead.

Coastal then scored 21 straight points to take a 28-9 lead late in the second quarter. That's when Bean first showed how potent his speed can be. The quarterback scored on a 34-yard rush with 1:36 remaining in the half to pull Kansas within 13 at 28-15.

Bean then showed his wheels again early in the third quarter when he scored on a 46-yard rush on KU's first drive of the second half. That brought Kansas within six at 28-22 with 11:36 remaining in the third quarter.

But Coastal scored the final three touchdowns to make it 49-22, which held up to be the final.

Bean made plays all night in the loss both through the air and on the ground. In the first half alone, Bean had a 33-yard completion to Luke Grimm and a 22-yard pass to Kwamie Lassiter II. All total, Bean had three completions of 30 or more yards, also finding Lawrence Arnold and Trevor Wilson for deep balls.

Bean finished 12 for 23 in the air for 189 yards. He rushed for 102 yards on 13 carries and scored two touchdowns. He's the first Kansas quarterback since Bill Whittemore in 2002 to rush for more than 100 yards. Whittemore rushed for 121 yards against Colorado that season.

Lassiter led the Jayhawks with seven catches for 85 yards. Grimm also had a solid day with five catches for a career-high 75 yards. Kansas gained 412 yards of total offense, which is the program's highest total since 2019.

Defensively, Kenny Logan Jr. led the way with eight tackles. Kyron Johnson had another standout game with seven tackles, 1 ½ tackles-for-loss, a half sack and a fumble recovery. Ricky Thomas Jr., also had seven tackles in the game.



# JAYHAWKS DROP HOME CONTEST TO BEARS

SEPT. 17, 2021 | DAVID BOOTH KANSAS MEMORIAL STADIUM | LAWRENCE, KAN.

## TEAM STATISTICS

	BU	KU
First Downs	29	8
Rushing	17	5
Passing	12	2
Rushing Yards	307	109
Rushing Attempts	45	33
Average Per Rush	6.8	3.3
Passing Yards	296	57
Comp.-Att.-Int.	19-24-0	8-18-0
Average Per Comp.	14.2	7.1
Passing Touchdowns	2	1
Total Offense	576	166
Fumbles-Lost	2-2	2-1
Penalties-Yards	5-45	2-20
Punts-Yards	2-80	8-376
Punt Return Yards	3-62	0-0
Kick Return Yards	0-0	0-0
Interceptions-Yards	0-0	0-0
Time of Possession	33:22	26:38
Third Down Conversions	6-11	3-12
Fourth Down Conversions	2-2	0-1
Red Zone	5-5	1-1
Sacks-Yards	0-0	0-0
Field Goals	1-1	0-0
Points off Turnovers	3	0

## PLAYER STATISTICS

<b>KANSAS</b>	
Passing	Jason Bean (8/17, 57 yds)
Rushing	Jason Bean (12 att, 66 yds, 1 TD)
Receiving	Mason Fairchild (3 rec, 13 yds)
Tackles	Kenny Logan Jr. (8 tackles)
<b>BAYLOR</b>	
Passing	Garry Bohanon (19/23, 269 yds, 2 TD)
Rushing	Abram Smith (16 att, 123 yds, 1 TD)
Receiving	R.J. Sneed (6 rec, 128 yds)
Tackles	Jalen Pitre (4 tackles)

## BAYLOR KANSAS

7 7 14 17 45  
0 7 0 0 7

Qtr.	Time	Scoring Play	Baylor-KU
1st	10:29	BU - B.Sims 14-yd pass (I.Hankins kick), 9-75, 04:31	7-0
2nd	13:42	BU - G.Yates 2-yd rush (I.Hankins kick), 4-39, 01:36	14-0
2nd	00:58	KU - T.Wilson 5-yd pass (J.Borcila kick), 11-76, 05:23	14-7
3rd	12:44	BU - R.Sneed 69-yd pass (I.Hankins kick), 1-69, 00:16	21-7
3rd	9:06	BU - A.Smith 4-yd rush (I.Hankins kick), 8-60, 03:13	28-7
4th	13:38	BU - G.Bohanon 9-yd rush (I.Hankins kick), 6-57, 02:22	35-7
4th	7:08	BU - T.McWilliams 20 yd rush (#98 I.Hankins kick), 9-81, 04:58	42-7
4th	3:34	BU - I.Hankins 48 yd FG, 4-8, 01:30	45-7

**LAWRENCE, Kan. –** The Baylor Bears used a big second half to top the Kansas Jayhawks 45-7 at David Booth Kansas Memorial Stadium on Saturday afternoon.

The game marked the Big 12 opener for both teams. Kansas fell to 1-2 on the season and 0-1 in conference play. Baylor is now 3-0 overall and 1-0 in conference.

The Jayhawks played a strong first half and trailed just 14-7 at the break. Down 14-0, quarterback Jason Bean found receiver Trevor Wilson for a five-yard touchdown to cap an 11-play, 76-yard drive that took 5 minutes and 23 seconds off the clock.

At the half, Kansas trailed by just seven and Bean had accounted for 100 yards of total offense with 45 rushing yards and 55 passing yards on 6 of 8 passing.

In the second half, the Baylor offense found its stride and outscored Kansas 14-0 in the third quarter and 17-0 in the fourth to take command.

Quarterback Gerry Bohanon had a strong performance for the Bears, completing 19 of 23 passes for 269 yards and two touchdowns. He also rushed for 33 yards and a touchdown. Running back Abram Smith rushed for 122 yards and a

score on 16 carries for the Bears. Trestan Ebner rushed for 72 yards on 12 carries.

For the Jayhawks, Bean finished with 57 passing yards and 62 rushing yards. Freshman Devin Neal had 33 yards on 10 carries. Receiver Kwamie Lassiter II had two catches for 14 yards. The two catches gave him exactly 100 for his career and the 14 yards put him over 1,000 for his career as well.

Defensively, Kenny Logan Jr., led the way with eight tackles, a forced fumble, a fumble recovery and a pass breakup. Caleb Sampson had a pair of tackles for loss from his defensive tackle spot and finished with four total tackles. Malcolm Lee also had a tackle-for-loss, while Nick Channel had four tackles and had a half tackle-for-loss.

Redshirt freshman Ra'Mello Dotson had a fumble recovery and three solo stops.





# KANSAS HAS BIG OFFENSIVE NIGHT IN LOSS TO DUKE

SEPT. 24, 2021 | WALLACE WADE STADIUM | DURHAM, N.C.

## TEAM STATISTICS

	KU	DUKE
First Downs	21	27
Rushing	10	13
Passing	10	13
Rushing Yards	207	279
Rushing Attempts	40	52
Average Per Rush	5.2	5.4
Passing Yards	323	328
Comp.-Att.-Int.	19-32-2	22-29-1
Average Per Comp.	17.0	14.9
Passing Touchdowns	2	1
Total Offense	530	607
Fumbles-Lost	0-0	2-1
Penalties-Yards	5-65	6-65
Punts-Yards	4-131	4-176
Punt Return Yards	2-29	1/-3
Kick Return Yards	4-72	0-0
Interceptions-Yards	1-65	2-26
Time of Possession	30:43	29:17
Third Down Conversions	3-14	10-16
Fourth Down Conversions	2-5	1-1
Red Zone	3-5	6-6
Sacks-Yards	0-0	1-17
Field Goals	2-3	1-1
Points off Turnovers	7	0

## PLAYER STATISTICS

<b>KANSAS</b>	
Passing	Jason Bean (19/32, 165 yds)
Rushing	Devin Neal (17 att, 107 yds, 1 TD)
Receiving	Lawrence Arnold (8 rec, 68 yds)
Tackles	Rich Miller (14 tackles)
Interceptions	Ra'Mello Dotson (1 interception)

<b>DUKE</b>	
Passing	Gunnar Holmberg (22/29, 328 yds, 1 TD)
Rushing	Mataeo Druant (21 att, 132 yds, 1 TD)
Receiving	Jake Bobo (7 rec, 105 yds)
Tackles	Shaka Heyward (9 tackles)
Sacks	Ben Frye (1 sack)
Interceptions	Two players (1 interception)

## KANSAS DUKE

3	21	3	6	33
7	14	21	10	52

Qtr.	Time	Scoring Play	KU-DUKE
1st	7:39	DU - M. Durant 57-yd rush (C. Ham Kick), 6-80, 2:00	0-7
1st	1:05	KU - J. Borcila 50-yd FG, 5-36, 2:30	3-7
2nd	14:53	KU - T. Locklin 20-yd (J. Borcila Kick), 3-18, 01:07	10-7
2nd	11:15	DU - G. Holmberg 4-yd rush (C. Ham Kick), 10-75, 3:38	10-14
2nd	9:20	KU - T. Locklin 36-yd rush (J. Borcila Kick), 5-75, 1:55	17-14
2nd	6:24	DU - J. Calhoun 26-yd pass (C. Ham Kick), 3-64, 00:53	17-21
2nd	1:04	KU - D. Neal 1-yd rush (J. Borcila Kick), 10-75, 5:20	24-21
3rd	12:48	KU - J. Borcila 29-yd FG, 5-64, 02:08	27-21
3rd	10:29	DU - J. Waters 4-yd rush (#44 C. Ham kick), 7-75, 02:19	27-28
3rd	06:37	DU - G. Holmberg 1-yd rush (C. Ham kick), 5-67, 01:51	27-35
3rd	04:38	DU - G. Holmberg 3-yd rush (C. Ham kick), 2-8, 00:31	27-42
4th	11:13	DU - C. Ham 30-yd FG, 13-44, 05:23	27-45
4th	8:42	KU - K. Lassiter 61-yd pass, 5-75, 02:31	33-45
4th	5:23	DU - G. Holmberg 13-yd rush (C. Ham kick), 8-75, 03:19 3	3-52

**DURHAM, N.C. –** The Kansas Jayhawks totaled 530 yards of offense and had a strong performance from quarterback Jason Bean, but the Duke Blue Devils outlasted the Jayhawks 52-33 at Wallace Wade Stadium.

The Jayhawks dropped to 1-3 on the season, while Duke moved to 3-1.

Bean completed 19 of 32 passes for 323 yards and two touchdowns in the loss, while adding 54 rushing yards on the ground. Receiver Trevor Wilson went over the 100-yard mark with five catches for 122 yards and true freshman running back Devin Neal collected his first 100-yard rushing game, gaining 107 yards and a touchdown on 17 carries.

But the Duke offense totaled 607 yards of total offense themselves and the Blue Devils scored 31 points in the second half, including 21 in the third quarter to gain control of a back-and-forth ballgame.

The Blue Devils struck first with a 57-yard touchdown run from Mataeo Durant with 7:39 remaining in the first quarter. The run capped a quick, six-play, 80-yard drive for Duke that took just two minutes. The Jayhawks responded just more than six minutes later when Jacob Borcila connected on a career-long 50-yard field goal to make it 7-3 with 1:05 left in the opening quarter.

The Jayhawks then took advantage of a fumble from Durant toward the end of the quarter when Hayden Hatcher recovered it at the 18-yard line to set Kansas up with prime field position. Kansas scored three plays later when Bean found Locklin for a 20-yard touchdown pass to make it 10-7

in favor of Kansas.

Duke regained lead just more than three minutes later when quarterback Gunnar Holmberg scored on a four-yard rush.

Again, though, Kansas had a response, thanks to Locklin. Locklin scored on a 36-yard rush with 9:20 to play in the first half and Borcila connected on the extra point to make it 17-14. Holmberg found receiver Jalon Calhoun later in the quarter for a 26-yard touchdown to give Duke the lead in the back-and-forth first half.

The Jayhawks closed out the first-half scoring when Neal scored from one yard out to make it 24-21 Kansas at halftime.

Kansas extended its lead on the first drive of the second half when Borcila connected from 29 yards out to make it 27-21.

Duke, however, scored three touchdowns in less than six minutes in the third quarter to grab a 42-27 lead heading into the fourth. Jordan Waters had a four-yard touchdown run and Holmberg scored a pair of rushing touchdowns for the Blue Devils.

The Jayhawks got a 61-yard touchdown in the fourth quarter when Bean found Kwamie Lassiter II for the longest catch of his career. That score made it a 12-point game with 8:42 to play, but Duke added another Holmberg touchdown with 5:23 left to close it out.



# CYCLONES TOP VISITING JAYHAWKS ON SATURDAY NIGHT

OCT. 2, 2021 | JACK TRICE STADIUM | AMES, IOWA

TEAM STATISTICS		
	KU	ISU
First Downs	18	25
Rushing	10	14
Passing	8	11
Rushing Yards	175	290
Rushing Attempts	44	33
Average Per Rush	4.0	8.8
Passing Yards	127	274
Comp.-Att.-Int.	11-22-1	19-27-0
Average Per Comp.	11.5	14.4
Passing Touchdowns	0	4
Total Offense	302	564
Fumbles-Lost	2-1	1-0
Penalties-Yards	2-15	5-35
Punts-Yards	5-208	3-119
Punt Return Yards	1-24	2-17
Kick Return Yards	0-0	1-22
Interceptions-Yards	0-0	1-0
Time of Possession	33:15	26:45
Third Down Conversions	5-14	4-9
Fourth Down Conversions	0-2	1-1
Red Zone	1-3	6-6
Sacks-Yards	1-3	0-0
Field Goals	0-1	1-1
Points off Turnovers	0	21

PLAYER STATISTICS	
KANSAS	
Passing	Jason Bean (10/20, 120 yds)
Rushing	Devin Neal (15 att, 85 yds)
Receiving	Trevor Wilson (3 rec, 55 yds)
Tackles	Gavin Potter (7 tackles)
Sacks	Kyron Johnson (1 sack)
IOWA STATE	
Passing	Brock Purdy (17/22, 245 yds, 4 TD)
Rushing	Breece Hall (17 att, 123 yds, 2 TD)
Receiving	Xavier Hutchinson (7 rec, 96 yds, 1 TD)
Tackles	Beau Freyler (8 tackles)
Interceptions	Kym-Mani King (1 interception)

KANSAS		0	0	7	0	7
IOWA STATE		28	10	14	7	59
Qtr.	Time	Scoring Play				KU-ISU
1st	10:33	ISU - Hutchinson 36 yd pass from B. Purdy (A. Mevis kick), 6-70, 3:07				0-7
1st	8:51	ISU - C. Kolar 6 yd pass from B. Purdy (C. Assalley kick), 3-24, 1:08				0-14
1st	6:10	ISU - J. Scates 44 yd pass from B. Prudy (A. Mevis kick), 1-44 :07				0-21
1st	0:48	ISU - J. Borkc 7 yd pass from B. Purdy (C. Assalley kick) 4-32, 1:28				0-28
2nd	3:01	ISU - B. Hall 9 yd rush (A. Mevis kick) 7-80 (3:53)				0-35
2nd	0:00	ISU - C. Assalley 26 yd FG, 11-58, 2:02				0-38
3rd	9:17	KU - T. Locklin 23 yd rush (J. Borcila kick), 9-66, 4:03				7-38
3rd	5:23	ISU - B. Hall 1 yd rush (C. Assalley kick), 7-75, 3:45				7-45
3rd	2:27	ISU - H. Dekkers 41 yd rush (A. Mevis kick) 4-58, 1:33				7-52
4th	3:13	ISU - D. Silas 16 yd rush (C. Assalley kick) 6-57, 3:26				7-59

**AMES, Iowa** – Iowa State used a big first quarter to jump out in front and top Kansas 59-7 in front of 60,446 fans at Jack Trice Stadium on Saturday night.

The Cyclones outscored the Jayhawks 28-0 in the first quarter to take control of the game and improve to 3-2 on the season and 1-1 in Big 12 play. Kansas dropped to 1-4 overall and 0-2 in conference.

Cyclones quarterback Brock Purdy completed 17-of-22 passes for 245 yards and four touchdowns in the win for Iowa State. All four of his touchdown passes came in the first quarter. He found four different receivers for scores including Xavier Hutchinson, Charlie Kolar, Joe Scates and Jirehl Brock.

Iowa State added a Breece Hall rushing touchdown and a field goal in the second quarter to lead 38-0 at the break.

The Jayhawks got on the board in the third quarter when Torry Locklin scored on a rush from 12 yards out for his second rushing touchdown in as many weeks and third touchdown overall the last two games.

Iowa State scored three more times, including another rushing touchdown from Hall. The final touchdown came with 3 minutes and 13 seconds remaining in the game.

Overall, the Jayhawks finished with 302 yards of total offense and 175 rushing yards, which is the team's highest total in a road conference game since facing Texas in 2019. Kansas committed just two penalties in the loss, with both coming in the second half. The Jayhawks also didn't allow any sacks for the second time this season.

Freshman running back Devin Neal led Kansas on the ground with 83 yards on 15 carries for a 5.5 yard per carry average. He had a long run of 21 yards. Locklin had 39 yards and his score on 12 carries. Quarterback Jason Bean threw for 120 yards, while adding 19 rushing yards.

Trevor Wilson led the team with three catches for 55 yards. Defensively, Gavin Potter led the team with seven tackles, while Kyron Johnson had a sack, forced fumble and four tackles. Freshman cornerback Jacobee Bryant had the first tackle-for-loss of his career in the loss.





# RED RAIDERS TOP JAYHAWKS ON HOMECOMING

OCT. 16, 2021 | DAVID BOOTH KANSAS MEMORIAL STADIUM | LAWRENCE, KAN.

TEAM STATISTICS		
	TTU	KU
First Downs	22	17
Rushing	14	9
Passing	8	8
Rushing Yards	244	145
Rushing Attempts	42	33
Average Per Rush	5.8	4.4
Passing Yards	194	128
Comp.-Att.-Int.	18-25-1	15-28-1
Average Per Comp.	10.8	8.5
Passing Touchdowns	1	2
Total Offense	438	273
Fumbles-Lost	1-1	1-0
Penalties-Yards	1-5	5-30
Punts-Yards	0-0	4-129
Punt Return Yards	1-13	1-13
Kick Return Yards	0-0	0-0
Interceptions-Yards	1-9	1-22
Time of Possession	30:14	29:46
Third Down Conversions	9-11	5-13
Fourth Down Conversions	0-0	1-2
Red Zone	6-6	2-2
Sacks-Yards	0-0	1-1
Field Goals	2-2	0-1
Points off Turnovers	3	7

PLAYER STATISTICS	
<b>KANSAS</b>	
Passing	Jason Bean (11/21, 80 yds)
Rushing	Devin Neal (15 att, 54 yds)
Receiving	Luke Grimm (3 rec, 33 yds, 1 TD)
Tackles	Rich Miller (7 tackles)
Sacks	Rich Miller (1 sack)
Interceptions	Kenny Logan Jr. (1 interception)
<b>TEXAS TECH</b>	
Passing	Henry Colombi (14/20, 124 yds, 1 TD)
Rushing	SaRodrick Thompson (13 att, 83 yds)
Receiving	Erik Ezukanma (5 rec, 76 yds)
Tackles	Riko Jeffers (6 tackles)
Interceptions	Dadrion Taylor-Demerson (1 interception)

TEXAS TECH		7	17	14	3	41
KANSAS		0	0	0	14	14
Qtr.	Time	Scoring Play				TTU-KU
1st	10:24	TTU - Colombi 1 yd rush (10-75, 4:32)				7-0
2nd	11:37	TTU - Garibay 28 yd FG (8-31, 3:10)				10-0
2nd	5:28	TTU - Ezukanma 9 yd rush (10-44, 4:50)				17-0
2nd	0:32	TTU - Price 7 yd rush (7-64, 2:15)				24-0
3rd	6:50	TTU - D. Smith 5 yd rush (11-92, 4:27)				31-0
3rd	1:57	TTU - Koontz 2 yd pass from Columbi (5-57, 2:15)				38-0
4th	6:29	TTU - Garibay 48 yd FG (9-32, 5:09)				41-0
4th	0:52	KU - Grimm 14 yd pass from Kendrick (10-75, 5:36)				41-7
4th	0:05	KU - Arnold 13 yd pass from Kendrick (5-35, 0:36)				41-14

**LAWRENCE, Kan.** – Texas Tech capitalized on a slow start by the Kansas Jayhawks to win 41-14 in a Saturday Homecoming afternoon contest at David Booth Kansas Memorial Stadium.

With the loss, Kansas fell to 1-5 on the season, and 0-3 in Big 12 play. The Red Raiders improved to 5-2 overall and 2-2 in conference play.

The Red Raiders started out the game driving the ball straight down the field and gained an early 7-0 lead on the Jayhawks when quarterback Henry Colombi scored on a 1-yard rush.

On Texas Tech's second drive, Kansas junior safety Kenny Logan made his impact felt. Logan notched an interception of Colombi on the six yard line and ran it back for 22-yards before being tackled. The pick of Colombi marked his first interception of the season and third of his career after picking up two last season.

Before Logan's pick, the Jayhawks marched down the field under the direction of quarterback Jason Bean, but Kansas missed a 47-yard field goal.

The Jayhawks gave the ball back to the Red Raiders on their second possession when Bean was intercepted. Texas Tech took the ball and went eight plays and 31 yards before tacking on a field goal to make it 10-0 early in the second quarter.

The Red Raiders continued to capitalize on some openings in the Jayhawk defense and were able to add two more touchdowns to their lead, making it 24-0 going into the break.

Texas Tech added two touchdowns in the third quarter and led 38-0 heading into the fourth. The Red Raiders added another field goal midway through the fourth to go up 41-0.

Late in the fourth quarter, the Jayhawks produced their first touchdown of the game with a 14-yard pass from Miles Kendrick to Luke Grimm. It marked Grimm's first touchdown of the season and third of his career. Kansas was able to find the endzone again with ten seconds left, when Kendrick found Lawrence Arnold for Arnold's third touchdown of the season. The score made it 41-14.

Kendrick went 4-for-7 for 48 yards and two touchdowns in relief of Bean. Running back Devin Neal led Kansas with 54 yards on 15 carries. Grimm finished with three catches for 33 yards and a touchdown to lead the receiving corps.

On the defensive side of the ball, junior Rich Miller led the team with seven solo tackles. While Logan Jr. followed with six, and added his interception and a pass breakup. Linebacker Gavin Potter also had six tackles, including one tackle-for-loss.



# SOONERS USE BIG 2ND HALF TO TOP JAYHAWKS

OCT. 23, 2021 | DAVID BOOTH KANSAS MEMORIAL STADIUM | LAWRENCE, KAN.

## TEAM STATISTICS

	OU	KU
First Downs	18	23
Rushing	9	7
Passing	8	15
Rushing Yards	220	166
Rushing Attempts	34	42
Average Per Rush	6.5	4.0
Passing Yards	178	246
Comp.-Att.-Int.	15-20-1	17-23-0
Average Per Comp.	11.9	14.5
Passing Touchdowns	2	1
Total Offense	54	412
Fumbles-Lost	1-0	1-1
Penalties-Yards	10-65	5-50
Punts-Yards	1-61	1-36
Punt Return Yards	16	0
Kick Return Yards	0	38
Interceptions-Yards	0	1-0
Time of Possession	24:30	35:30
Third Down Conversions	6-10	9-13
Fourth Down Conversions	2-3	1-1
Red Zone	4-4	4-4
Sacks-Yards	1-4	3-23
Field Goals	0-0	1-4
Points off Turnovers	7	0

## PLAYER STATISTICS

### KANSAS

**Passing** ..... Jason Bean (17/23, 246 yds, 1 TD)  
**Rushing** ..... Devin Neal (23 att, 100 yds, 2 TD)  
**Receiving** ..... Kwamie Lassiter II (7 rec, 101 yds)  
**Tackles** ..... Kenny Logan Jr. (14 tackles)  
**Sacks** ..... Three players (1 sack)  
**Interceptions** ..... Ricky Thomas Jr. (1 interception)

### OKLAHOMA

**Passing** ..... Caleb Williams (15/20, 178 yds, 2 TD)  
**Rushing** ..... Kennedy Brooks (24 att, 79 yds, 2 TD)  
**Receiving** ..... Eric Gray (3 rec, 42 yds)  
**Tackles** ..... Two players (8 tackles)  
**Sacks** ..... Nik Bonitto (1 sack)

## OKLAHOMA KANSAS

0 0 14 21 35  
7 3 7 6 23

### Qtr. Time Scoring Play

			OU-KU
1st	5:45	KU - Neal 1 yd Rush (Borcila kick) 14-80, 9:11	0-7
2nd	11:24	KU - Borcila 28 yd FG, 12-69, 6:36	0-10
3rd	7:57	OU - Haselwood 5 yd TD pass from Williams (Brkic kick) 14-75, 7:03	7-10
3rd	1:30	KU - Neal 1 yd TD rush (Borcila kick) 10-75, 6:27	7-17
3rd	0:14	OU - Hall 8 yd pass from Williams (Brkic kick) 3-75, 1:16	14-17
4th	12:35	OU - Brooks 1 yd rush (Brkic kick) 4-48, 1:28	21-17
4th	7:53	OU - Williams 40 yd rush (Brkic kick) 4-47, 1:29	28-17
4th	5:56	KU - Grimm 14 yd pass from Bean (2 pt failed) 5-74, 1:57	28-23
4th	0:42	OU - Brooks 4 yd rush (Brkic kick) 12-75, 5:14	35-23

**LAWRENCE, Kan. –** Despite outgaining No. 2/3 Oklahoma and leading at half, the Kansas Jayhawks came up just short Saturday at David Booth Kansas Memorial Stadium, falling to the Sooners 35-23 in front of 26,321 fans on a gloomy fall day.

The Sooners outscored the Jayhawks 21-6 in the fourth quarter and officially put the game out of reach with 42 seconds left when running back Kennedy Brooks scored on a four-yard rush to give Oklahoma a two-score lead.

Oklahoma stayed unbeaten with the win and improved to 8-0 on the season and 5-0 in conference play. The Jayhawks fell to 1-6 and 0-4 in the Big 12.

Kansas came out on fire to open the game and drove 80 yards on 14 plays, capping it with a 1-yard touchdown run from freshman Devin Neal to give the home team an early 7-0 lead. The opening drive took 9 minutes and 11 seconds off the clock for the Jayhawks as the Sooners didn't get the ball for the first time until there were less than six minutes remaining in the quarter.

The Jayhawks added three more points in the second quarter when kicker Jacob Borcila connected on a 28-yard field goal to cap a 12-play, 69-yard drive. Borcila's kick made it 10-0, which stood as the score at halftime.

In the first half, Oklahoma had just three drives and 17 total offensive plays. The Jayhawks forced a punt on the opening drive, got an interception from safety Ricky Thomas Jr., on the second possession and then turned the Sooners over on downs on the third. Coming into the game, Oklahoma led the Big 12 in both scoring offense and total offense, but ran just 17 plays for 53 yards in the first half.

The Sooners got on the scoreboard in the third quarter when quarterback Caleb Williams connected with Jadon

Haselwood for a 5-yard touchdown pass to cap a 14-play, 75-yard drive that took more than seven minutes off the clock.

But the Jayhawks responded later in the quarter when Neal scored from one yard out for the second time in the game to extend the lead to 17-7 with 1:30 to play in the third. Oklahoma answered right back, needing just three plays to go 75 yards and scoring on an eight-yard pass from Williams to Jeremiah Hall.

The Sooners then scored the next two touchdowns courtesy of a rush from Brooks and one from Williams to take a 28-17 lead.

But Kansas wasn't done. The Jayhawks quickly went 75 yards on five plays and scored when quarterback Jason Bean found Luke Grimm for a 14-yard touchdown pass to cut it to 28-23. But the Sooners iced the game with Brooks' touchdown run to squeak out the win.

Bean finished with 246 passing yards and a touchdown on 17 of 23 passing. He also added 59 rushing yards on 14 carries. Neal had his second 100-yard rushing game of the season, finishing with exactly 100 yards and two touchdowns on 23 carries.

Super-senior receiver Kwamie Lassiter II had the second 100-yard game of his career, hauling in seven catches for 101 yards. Redshirt freshman Lawrence Arnold added four catches for 73 yards. Grimm had three catches for 50 yards and a touchdown.

Defensively, Kenny Logan Jr., led the way with career-high 14 tackles. The Jayhawks had three sacks in the game with Gavin Potter, Kyron Johnson and Caleb Sampson each recording one.





# KANSAS FALLS TO OKLAHOMA STATE IN STILLWATER

OCT. 30, 2021 | BOONE PICKENS STADIUM | STILLWATER, OKLA.

## TEAM STATISTICS

	KU	OSU
First Downs	7	31
Rushing	4	16
Passing	2	13
Rushing Yards	99	292
Rushing Attempts	33	47
Average Per Rush	3.0	6.2
Passing Yards	44	243
Comp.-Att.-Int.	9-18-3	20-32-0
Average Per Comp.	4.9	12.2
Passing Touchdowns	0	4
Total Offense	143	535
Fumbles-Lost	0-0	0-0
Penalties-Yards	4-45	1-15
Punts-Yards	7-310	1-55
Punt Return Yards	0-0	2-2
Kick Return Yards	2-38	1-15
Interceptions-Yards	0-0	3-47
Time of Possession	28:46	31:14
Third Down Conversions	0-13	7-14
Fourth Down Conversions	2-3	1-3
Red Zone	0-0	7-8
Sacks-Yards	1-2	0-0
Field Goals	1-1	2-2
Points off Turnovers	0	13

## PLAYER STATISTICS

### KANSAS

**Passing** ..... Jason Bean (3/10, 10 yds)  
**Rushing** ..... Miles Kendrick (9 att, 32 yds)  
**Receiving** ..... Trevor Kardell (2 rec, 12 yds)  
**Tackles** ..... Rich Miller (9 tackles)  
**Sacks** ..... Two players (0.5 sack)

### OKLAHOMA STATE

**Passing** ..... Spencer Sanders (12/19, 157 yds, 2 TD)  
**Rushing** ..... Dominic Richardson (11 att, 79 yds, 1 TD)  
**Receiving** ..... Tay Martin (5 rec, 84 yds, 1 TD)  
**Tackles** ..... Two players (5 tackles)  
**Interceptions** ..... Three players (1 interception)

## KANSAS

## OKLAHOMA STATE

0 0 3 0 3  
17 21 7 10 55

Qtr.	Time	Scoring Play	KU-OSU
1st	5:49	OSU - Sanders 4 yd rush (Brown kick) 8-68, 2:30	0-7
1st	3:37	OSU - Brown 49 yd FG, 4-5, 2:05	0-10
1st	0:27	OSU - Bresley 4 yd pass from Sanders (Brown kick) 4-19, 1:30	0-17
2nd	11:42	OSU - Martin 36-yd pass from Sanders (Brown kick) 4-70, 1:53	0-24
2nd	5:58	OSU - Presley 14 yd rush (Brown kick) 6-67, 2:00	0-31
2nd	2:23	OSU - Ricahrdsen 4 yd rush (Brown kick) 5-34, 1:13	0-38
3rd	11:15	OSU - Green 12 yd pass from Illingworth (Brown kick)	0-45
3rd	3:50	KU - Borcila 45 yd FG, 12-48, 7:25	3-45
4th	14:28	OSU - Richardson 2 yd pass from Illingworth (Brown kick) 10-82, 4:16	3-52
4th	10:54	OSU - Hale 26 yd FG, 4-4 1:11	3-55

**STILLWATER, Okla.** – The Kansas Jayhawks fell to No. 15 Oklahoma State on Saturday night at Boone Pickens Stadium, 55-3, in front of 55,026 fans on the Cowboys' Homecoming matchup.

The Jayhawks fell to 1-7 on the season and 0-5 in Big 12 play. Oklahoma State avenged its lone loss of the season last week and improved to 7-1 on the season and 4-1 in the conference.

Oklahoma State built a 17-0 lead after the first quarter and led 38-0 at half when the Cowboys scored with 2:23 remaining in the opening half.

After adding another touchdown in the third, the Jayhawks got on the board later in the quarter when kicker Jacob Borcila connected on a 45-yard field goal with 3:50 remaining in the frame.

The Cowboys closed out the scoring with a touchdown and a field goal in the final quarter.

Both Jason Bean and Miles Kendrick saw action at quarterback for the Jayhawks. Kendrick threw for 34 yards

and ran for a team-high 32. Trevor Kardell had two catches for 12 yards, marking the first two catches of his career.

Rich Miller led the defense with nine tackles, including one for a loss. Kenny Logan Jr., had seven tackles, including five solo stops. Like Miller, Logan collected a tackle-for-loss in the setback. Defensive linemen Ron McGee and Zion DeBose combined on a sack for the Jayhawks, while true freshman cornerback Cam'Ron Dabney had a pair of pass breakups to go with four tackles. Linebacker Gavin Potter had six tackles and a pass breakup.



# KANSAS STATE TOPS KANSAS IN SUNFLOWER SHOWDOWN

NOV. 6, 2021 | DAVID BOOTH KANSAS MEMORIAL STADIUM | LAWRENCE, KAN.

## TEAM STATISTICS

	KSU	KU
First Downs	22	15
Rushing	11	6
Passing	9	7
Rushing Yards	242	88
Rushing Attempts	30	30
Average Per Rush	8.1	2.9
Passing Yards	257	186
Comp.-Att.-Int.	21-27-0	19-29-0
Average Per Comp.	12.2	9.8
Passing Touchdowns	1	1
Total Offense	499	274
Fumbles-Lost	0-0	0-0
Penalties-Yards	8-65	4-21
Punts-Yards	2-62	4-177
Punt Return Yards	50	1-26
Kick Return Yards	7	2-43
Interceptions-Yards	0-0	0-0
Time of Possession	31:38	28:22
Third Down Conversions	6-9	3-13
Fourth Down Conversions	0-0	2-4
Red Zone	3-4	1-2
Sacks-Yards	1-8	1-20
Field Goals	0-1	1-2
Points off Turnovers	0	0

## PLAYER STATISTICS

### KANSAS

Passing	Jalon Daniels (13/19, 105 yds, 1 TD)
Rushing	Devin Neal (19 att, 71 yds)
Receiving	Kwamie Lassiter II (6 rec, 82 yds, 1 TD)
Tackles	Rich Miller (8 tackles)
Sacks	Malcolm Lee (1 sack)

### KANSAS STATE

Passing	Skylar Thompson (19/24, 244 yds, 1 TD)
Rushing	Deuce Vaughn (11 att, 162 yds, 3 TD)
Receiving	Deuce Vaughn (6 rec, 70 yds)
Tackles	Daniel Green (8 tackles)
Sacks	Felix Anudike-Uzomah (1 sack)

## KANSAS STATE KANSAS

Qtr.	Time	Scoring Play	KSU-KU
1st	5:36	KSU - Vaughn 1 yd rush (Tennant kick) 8-72, 4:42	7-0
1st	2:49	KU - Borcila 40 yd FG, 6-54, 2:39	7-3
1st	1:57	KSU - Knowles 68 yd pass from Thompson (Tennant kick), 2-70, 0:46	14-3
2nd	2:48	KSU - Sinnott 1 yd rush (Tennant kick), 8-79, 4:09	21-3
3rd	14:45	KSU - Vaughn 80 yd rush (Tennant kick), 1-75, 0:15	28-3
3rd	3:02	KU - Lassiter 15 yd pass from Daniels (Borcila kick) 8-80, 4:26	28-10
4th	10:44	KSU - Vaughn 1 yd rush (Tennant kick) 13-75, 7:13	35-10

**LAWRENCE, Kan.** – The Kansas Jayhawks fell to Kansas State 35-10 on Saturday in the 119th edition of the Dillons Sunflower Showdown at David Booth Kansas Memorial Stadium.

The Wildcats took a 21-3 lead at half and held on in the second for the win to improve to 6-3 on the season and 3-3 in Big 12 play. Kansas fell to 1-8 and 0-6 in the conference.

Sophomore running back Deuce Vaughn rushed for 162 yards and three touchdowns on 11 carries, while also adding six catches for 70 yards. Quarterback Skylar Thompson completed 19 of 24 passes for 244 yards and a touchdown in the win.

Vaughn opened the scoring in the first quarter when he rushed for a 1-yard score with 5:36 remaining in the frame to make it 7-0 Kansas State. The Jayhawks cut into the lead and made it 7-3 when Jacob Borcila connected on a 40-yard field goal with less than three minutes to play in the first.

The Wildcats answered quickly when Thompson hit Malik Knowles for a 68-yard touchdown pass to cap just a two-play, 70-yard drive to make it 14-3 late in the first quarter.

Ben Sinnott added a 1-yard touchdown less than three minutes before half to make it 21-3. After another touchdown from Vaughn, the Jayhawks scored their first touchdown of the game when quarterback Jalon Daniels found super-senior receiver Kwamie Lassiter II for a 15-yard catch and score.

Vaughn scored again in the fourth to make it 35-10, which held up to be the final.

Lassiter led the Jayhawks with six catches for 82 yards and his touchdown. Daniels, who played in relief of Jason Bean and Miles Kendrick, completed 13 of 19 passes for 105 yards and a touchdown. Running back Devin Neal rushed for 62 yards on 19 carries, while Trevor Wilson had four catches for 53 yards.

Defensively, Rich Miller led Kansas with eight solo tackles and a pass breakup. Kenny Logan Jr., had seven tackles, while defensive end Malcolm Lee had four tackles and a sack for the Jayhawks. True freshman safety O.J. Burroughs added four tackles and a pass breakup.





# KANSAS TOPS TEXAS IN OVERTIME THRILLER

NOV. 13, 2021 | DARRELL K. ROYAL-TEXAS MEMORIAL STADIUM | AUSTIN, TEXAS

TEAM STATISTICS

	KU	UT
First Downs	22	30
Rushing	10	10
Passing	11	18
Rushing Yards	218	164
Rushing Attempts	43	32
Average Per Rush	5.1	5.1
Passing Yards	202	410
Comp.-Att.-Int.	21-31-0	33-49-2
Average Per Comp.	19.6	12.4
Passing Touchdowns	3	7
Total Offense	420	574
Fumbles-Lost	0-0	3-2
Penalties-Yards	4-30	10-97
Punts-Yards	5-153	2-90
Punt Return Yards	2-12	2-30
Kick Return Yards	0	3-35
Interceptions-Yards	2-31-1	0-0
Time of Possession	35:18	24:42
Third Down Conversions	11-17	17-11
Fourth Down Conversions	0-1	0-0
Red Zone	7-7	4-4
Sacks-Yards	2-5	1-2
Field Goals	0-0	0-0
Points off Turnovers	21	

PLAYER STATISTICS

<b>KANSAS</b>	
Passing	Jalon Daniels (21/30, 202 yds, 3 TD)
Rushing	Devin Neal (24 att, 143 yds, 3 TD)
Receiving	Kwamie Lassiter II (8 rec, 68 yds, 1 TD)
Tackles	Kenny Logan Jr. (11 tackles)
Sacks	Kyron Johnson (2 sacs)
<b>TEXAS</b>	
Passing	Casey Thompson (21/30, 358 yds, 6 TD)
Rushing	Bijan Robinson (14 att, 70 yds)
Receiving	Xavier Worthy (14 rec, 152 yds, 3 TD)
Tackles	Brenden Schooler (9 tackles)
Sacks	Two Players (0.5 sacks)

KANSAS  
TEXAS

14	21	7	7	8	57
0	14	21	14	7	56

Qtr. Time Scoring Play

	KU-TEX
1st 7:58 KU - D.Neal 3 yd rush (J.Borcila kick), 13-75, 07:02	7-0
1st 0:36 KU - M.Fairchild 11 yd pass from J.Daniels (J.Borcila kick), 10-65, 05:04	14-0
2nd 12:14 TEX - M.Washington 25 yd pass from C.Thompson (C.Dicker kick), 10-75, 03:22	14-7
2nd 8:48 TEX - X.Worthy 33 yd pass from H.Card (C.Dicker kick), 6-68, 02:22	14-14
2nd 2:25 KU - J.Daniels 9 yd rush (J.Borcila kick), 11-75, 06:23	21-14
2nd 1:14 KU - D.Neal 19 yd pass from J.Daniels (J.Borcila kick), 3-23, 00:21	28-14
2nd 1:00 KU - J.Bryant 31 yd interception return (J.Borcila kick), 00:09	35-14
3rd 11:17 TEX - C.Thompson 1 yd rush (C.Dicker kick), 11-65, 03:43	35-21
3rd 8:59 KU - D.Neal 10 yd rush (J.Borcila kick), 4-75, 02:18	42-21
3rd 3:50 TEX - B.Robinson 25 yd pass from C.Thompson (C.Dicker kick), 8-88, 02:37	42-28
3rd 1:21 TEX - X.Worthy 7 yd pass from C.Thompson (C.Dicker kick), 3-17, 00:44	42-35
4th 8:47 KU - K.Lassiter II 2 yd pass from J.Daniels (J.Borcila kick), 9-73, 05:11	49-35
4th 4:39 KAN - K.Lassiter II 2 yd pass from J.Daniels (J.Borcila kick), 9-73, 05:11	49-42
4th 0:22 TEX - C.Brewer 25 yd pass from C.Thompson (C.Dicker kick), 3-34, 00:22	49-49
OT1 0:00 TEX - M.Washington 8 yd pass from C.Thompson (C.Dicker kick), 3-25	49-56
OT1 0:00 KAN - D.Neal 2 yd rush (J.Casey pass from J.Daniels), 4-25	57-56

**AUSTIN, Texas** – The Kansas Jayhawks scored the most points in a road game in program history Saturday night and topped Texas 57-56 in overtime in front of 95,202 fans at Darrell K. Royal-Texas Memorial Stadium.

The Jayhawks won in thrilling fashion to earn their second win of the season. Trailing 56-49 in overtime, Kansas scored on its first possession of the extra session when freshman running back Devin Neal scored on a 2-yard rush. Trailing by one, coach Lance Leipold decided to go for the win and go for two points.

After a timeout to talk strategy, quarterback Jalon Daniels found tight end Jared Casey to convert and give Kansas the dramatic one-point win.

The win marks the first time ever Kansas won in Austin and marks the most points the Jayhawks have scored in a game since scoring 76 against Nebraska in 2007.

“I’m so proud of our guys,” Leipold said. “They have been through so much. They battled, they kept believing in what we’re doing. We let the lead slip away, but we talked about trying to finish and playing hard for 60 minutes. We did it and then some. I’m so proud of them and hopefully it’s something we’re going to build on.”

Neal rushed for 143 yards and three touchdowns in the win on 24 carries. He also had a 19-yard touchdown catch and had two receptions for 26 yards. Daniels, making his first start of the season, threw for 202 yards, three touchdowns and no interceptions in the win.

The Jayhawks played inspired football from the start against the Longhorns. On the team’s first drive, Kansas went 75 yards on 13 plays and capped it with a 3-yard touchdown from Neal to finish off a drive that took seven minutes and two seconds.



The defense then showed it was ready to play as well when super-senior defensive end Kyrn Johnson forced a fumble, which was recovered by Rich Miller to thwart the drive by the Longhorns. After Kansas recovered the fumble, the Jayhawks made it 14-0 when Daniels found tight end Mason Fairchild for an 11-yard touchdown, which marked the first of Fairchild's career.

The Longhorns responded with a pair of touchdown passes – one from Casey Thompson and one from Hudson Card – to get back in the game and knot it up at 14 apiece.

But the Jayhawks then scored the final 21 points of the half in a 2:25 span to take a 35-14 lead into the locker room at halftime.

The first touchdown in the final flurry of the half came when Daniels scored on a 9-yard rush with 2:25 left to make it 21-14. On Texas's third play of the ensuing drive, Johnson came up with his second sack-fumble to give the ball back to Kansas.

Three plays later, Daniels found Neal for a 19-yard touchdown pass for Neal's first receiving touchdown of his career.

Then on the next drive for Texas, Card was intercepted by Jacobee Bryant on the first play and Bryant returned it 31 yards for a touchdown to make it 35-14.

Texas scored on the opening drive of the second to cut it to 35-21, but Kansas responded with a 10-yard touchdown run from Neal to go up 42-21. The Longhorns scored back-to-back touchdowns to get it to 42-35 with 1:21 left in the third quarter.

The Jayhawks made it a 14-point lead again when Kwamie Lassiter II caught a 2-yard touchdown pass from Daniels at the 8:47 mark of the fourth. Texas cut it to within seven with 4:39 left. The Jayhawks couldn't score on their next possession, but true freshman safety O.J. Burroughs came up with an interception to keep it a seven-point win.

But after Kansas failed to convert a first down, Texas got the ball back and scored with 22 seconds left to tie the game at 49.

Texas (4-6, 2-5 Big 12) then scored on its opening possession of overtime to go up seven and set up the dramatic comeback for the Jayhawks.

Lassiter II finished with eight catches for 68 yards and a touchdown. Junior tight end Mason Fairchild caught the first touchdown pass of his career in the win as well and had two catches for 31 yards.

Defensively, Kenny Logan Jr., led the team with 11 tackles—all solo. Johnson had two sacks, two forced fumbles and eight tackles in the win. Rich Miller, Gavin Potter and Zion DeBose all had a tackle-for-loss as well.







# HORNED FROGS TOP JAYHAWKS WITH LAST-MINUTE FIELD GOAL

NOV. 20, 2021 | AMON G. CARTER STADIUM | FORT WORTH, TEXAS

TEAM STATISTICS		
	KU	TCU
First Downs	21	19
Rushing	8	14
Passing	12	5
Rushing Yards	124	326
Rushing Attempts	31	49
Average Per Rush	4.0	6.7
Passing Yards	255	166
Comp.-Att.-Int.	22-30-1	10-16-1
Average Per Comp.	11.6	16.6
Passing Touchdowns	2	0
Total Offense	379	492
Fumbles-Lost	1-0	3-1
Penalties-Yards	1-0	3-37
Punts-Yards	4-144	3-131
Punt Return Yards	0	0
Kick Return Yards	23	-2
Interceptions-Yards	1-0	1-2
Time of Possession	29:49	30:11
Third Down Conversions	4-11	7-14
Fourth Down Conversions	1-1	1-2
Red Zone	3-3	3-5
Sacks-Yards	3-19	2-19
Field Goals	0-1	1-1
Points off Turnovers	0	0

PLAYER STATISTICS	
KANSAS	
Passing	Jalon Daniels (22/30, 255 yds, 2 TD)
Rushing	Devin Neal (14 att, 59 yds, 1 TD)
Receiving	Kwamie Lassiter II (8 rec, 101 yds)
Tackles	Kenny Logan Jr. (15 tackles)
Sacks	Three players (1 sack)
Interceptions	Jacobee Bryant (1 interception)
TCU	
Passing	Max Duggan (10/16, 166 yds)
Rushing	Kendre Miller (12 att, 112 yds, 1 TD)
Receiving	Derius Davis (6 rec, 103 yds)
Tackles	Dee Winters (8 tackles)
Sacks	Dylan Horton (1 sack)
Interceptions	Dee Winters (1 interception)

KANSAS		7	7	0	14	28
TCU		7	0	14	10	31
Qtr.	Time	Scoring Play				KU-TCU
1st	10:33	TCU - Davis 43 yd TD rush (Kell kick), 5-83, 2:23				0-7
1st	5:43	KU - Daniels 14 yd TD rush (Borcila kick) 9-75, 4:50				7-7
2nd	12:29	KU - Neal 2 yd TD rush (Borcila kick) 8-82, 4:13				14-7
3rd	13:32	TCU - Miller 56 yd TD rush (Kell kick) 3-65, 1:25				14-14
3rd	6:55	TCU - Duggan 1 yd TD rush (Kell kick) 10-74, 4:40				14-21
4th	11:43	TCU - Demercado 1 yd TD rush (Kell kick) 12-99, 6:44				14-28
4th	9:23	KU - Grimm 28 yd TD pass from Daniels (Borcila kick) 5-74,, 2:14				21-28
4th	4:46	KU - Casey 10 yd TD pass from Daniels (Borcila kick) 8-65, 3:13				28-28
4th	0:06	TCU - Kell 25 yd FG, 14-67, 4:40				28-31

**FORT WORTH, TEXAS** – Jalon Daniels threw for a career-high 255 yards and Kwamie Lassiter II caught eight passes for 101 yards, but the Kansas Jayhawks fell to TCU 31-28 in a tight battle at Amon G. Carter Stadium.

Trailing 28-21, Daniels found Jared Casey for a 10-yard touchdown with 4:46 left to knot the game at 28. But TCU engineered a 14-play, 67-yard drive that ended with a 25-yard field goal from Griffin Kell with six seconds left to give the Horned Frogs the three-point win.

The Jayhawks twice had to erase a 7-point deficit in the game and showed no signs of not being able to respond. Trailing 7-0 midway through the first quarter, Daniels scored on a 14-yard rush to tie the game at seven with 5:43 to play in the opening quarter.

In the second, Devin Neal scored from two yards out to give Kansas a 14-7 lead. The Jayhawks kept the Horned Frogs off the scoreboard for the final 12:29 of the quarter to take a 14-7 lead into the locker room at halftime.

TCU then scored the first 21 points of the second half, getting two rushing touchdowns in the third and another in the fourth to take a 28-14 lead with 11:43 left in the fourth.

But the Jayhawks fought back, thanks to some playmaking from Daniels. The sophomore quarterback found Luke Grimm for a 28-yard touchdown to bring the deficit within seven with 9:23 to play.

The Kansas defense came up with a big stop and forced the Horned Frogs to punt after a quick three-and-out. Daniels and the Jayhawks marched down the field to score on the Casey pass and tie the game

at 28, setting up the eventual game-winner from TCU.

Daniels completed 22 of 30 passes for 255 yards, two touchdowns and one interception. Lassiter went over the 100-yard mark for the third time in his career and second this season. Running back Devin Neal, who did not play in the second half, rushed for 59 yards on 14 carries and scored his eighth rushing touchdown of the season in the setback. Grimm had four catches for 39 yards and the touchdown.

Defensively, Kenny Logan Jr., finished with a career-high 15 tackles, including two tackles-for-loss, which also established a new career high. Kyrion Johnson had eight tackles, tying his season-high, and picked up another sack to give him 6.5 for the season.

Defensive end Jereme Robinson and linebacker Nate Betts also had sacks, tying the team-high with three this season. Robinson also forced a fumble.



# WEST VIRGINIA TOPS KANSAS IN TIGHT GAME ON SENIOR DAY

NOV. 27, 2021 | DAVID BOOTH KANSAS MEMORIAL STADIUM | LAWRENCE, KAN.

## TEAM STATISTICS

	WVU	KU
First Downs	23	15
Rushing	14	5
Passing	7	9
Rushing Yards	261	87
Rushing Attempts	50	27
Average Per Rush	5.2	3.2
Passing Yards	175	249
Comp.-Att.-Int.	17-22-1	22-32-2
Average Per Comp.	10.3	11.3
Passing Touchdowns	3	1
Total Offense	436	336
Fumbles-Lost	1-1	2-0
Penalties-Yards	5-50	4-34
Punts-Yards	2-82	2-83
Punt Return Yards	0	21
Kick Return Yards	0	108
Interceptions-Yards	2-0	1-28
Time of Possession	32:28	26:37
Third Down Conversions	5-14	4-12
Fourth Down Conversions	3-3	1-4
Red Zone	4-5	3-6
Sacks-Yards	2-23	2-21
Field Goals	2-3	2-2
Points off Turnovers	3	8

## PLAYER STATISTICS

### KANSAS

<b>Passing</b>	Jalon Daniels (22/32, 249 YDS, 1 TD)
<b>Rushing</b>	Amauri Pesek-Hickson (12 att, 60 yds)
<b>Receiving</b>	Kwamie Lassiter II (7 rec, 45 yds)
<b>Tackles</b>	Kenny Logan Jr. (14 tackles)
<b>Sacks</b>	Two players (1 sack)
<b>Interceptions</b>	Gavin Potter (1 interception)

### WEST VIRGINIA

<b>Passing</b>	Jarret Doege (16/21, 170 yds, 3 TD)
<b>Rushing</b>	Leddie Brown (19 att, 156 yds, 1 TD)
<b>Receiving</b>	Sean Ryan (5 rec, 87 yds)
<b>Tackles</b>	Josh Chandler-Semedo (8 tackles)
<b>Sacks</b>	Akheem Mesidor (1 sack)
<b>Interceptions</b>	Josh Chandler-Semedo (2 interceptions)

## WEST VIRGINIA KANSAS

7	14	10	3	34
6	7	8	7	28

### Qtr. Time Scoring Play

	WVU-KU
1st 11:14 KU - Borcila 46 yd FG, 8-47, 3:37	0-3
1st 5:28 WVU - Wright 14 yd pass from Doege (Legg kick), 6-84, 2:50	7-3
1st 2:07 KU - Borcila 35 yd FG, 8-61, 3:13	7-6
2nd 10:02 WVU - Wright 14 yd pass from Doege (Legg kick), 14-75, 7:05	14-6
2nd 7:24 KU - Casey 8 yd pass from Daniels (Borcila kick), 5-65, 2:41	14-13
2nd 0:17 WVU - James 7 yd pass from Doege (Legg kick), 6-59, 1:23	21-13
3rd 12:33 KU - Potter 28 yd interception return (Bostick pass from Daniels)m 0:09	21-21
3rd 8:32 WVU - Brown 44 yd rush (Legg kick), 9-75, 3:58	28-21
3rd 0:31 WVU - Legg 38 yd FG, 9-30, 4:11	31-21
4th 5:53 WVU - Legg 37 yd FG, 9-60, 4:38	34-21
4th 1:43 KU - Daniels 3 yd rush (Borcila kick), 5-68, 1:02	34-28

**LAWRENCE, Kan.** – The Kansas Jayhawks dropped a tight affair to the West Virginia Mountaineers on Saturday night at David Booth Kansas Memorial Stadium, 34-28.

Kansas scored via a 3-yard rush from quarterback Jalon Daniels with 1 minute and 43 seconds remaining to set up an onside kick for the Jayhawks. The Mountaineers were able to recover the kick, ending the comeback bid for Kansas and securing a win for the visitors.

Kansas dropped to 2-10 on the season and 1-8 in Big 12 Conference play. West Virginia moved to 6-6 and 4-5 in conference play and is now bowl eligible.

The Jayhawks opened the scoring on senior night with a 46-yard field goal from Jacob Borcila to take an early 3-0 lead less than four minutes into the game. West Virginia responded at the 5:28 mark of the first with a 14-yard touchdown pass from Jarret Doege to Winston Wright to make it 7-3 West Virginia.

Borcila connected on another field goal – this one from 35 yards out – to bring the Jayhawks within one with 2:07 to play in the opening quarter.

The Mountaineers scored on the ensuing drive, going 75 yards on 14 plays on a drive that spanned 7:05 to grab a 14-6 lead with 10:02 to play in the first half.

Again, the Jayhawks answered, this time with a touchdown. Daniels found tight end Jared Casey for an 8-yard touchdown pass with 7:24 to go in the half to make it a 14-13 game. The Mountaineers stretched their lead to eight with 17 seconds left in the half when Doege found Sam James for a 7-yard touchdown to make it 21-13 at the break.

Kansas got on the board early in the second half, thanks to a defensive touchdown. Linebacker Gavin Potter intercepted Doege and returned it 28 yards for a touchdown. It marked the first interception of Potter's career.

Kansas coach Lance Leipold decided to go for two and Daniels found tackle Earl Bostick Jr., who lined up out wide for the two points to tie the game at 21 with 12:33 to play in the third.

The Mountaineers then scored the next 13 points to take a 34-21 lead with 5:53 to go in the fourth. That's when Kansas responded with the Daniels touchdown to get it to a single possession. However, that was as close as Leipold and the Jayhawks would get.

Daniels finished 22-for-32 for 249 yards and one touchdown and a pair of interceptions. He also added his rushing touchdown. Sophomore receiver Luke Grimm notched the first 100-yard game of his career, hauling in four passes for 105 yards.

Super-senior wide receiver Kwamie Lassiter II closed out his Kansas career with seven catches for 45 yards. Casey had four catches for 67 yards and a touchdown.

Defensively, Kenny Logan Jr., led the team with 14 total tackles, including one for a loss. The junior safety finished the season with 113 total tackles.

Potter had 10 tackles, 1.5 tackles-for-loss and his interception. Fellow linebacker Rich Miller had nine tackles, two tackles-for-loss and one sack. Defensive end Zion DeBose also collected a sack in the loss, while Jereme Robinson had a tackle-for-loss.





# KANSAS FOOTBALL RECORDS



# RUSHING RECORDS

## CAREER RECORDS

Name	Years	Att.	Yards	Avg.	TDs
1. June Henley	1993-96	823	3,841	4.7	41
2. Tony Sands	1988-91	778	3,788	4.9	28
3. James Sims	2010-13	798	3,592	4.6	34
4. Laverne Smith	1973-76	472	3,074	6.5	21
5. Clark Green	2002-05	641	2,754	4.3	13
6. Gale Sayers	1962-64	412	2,675	6.5	19
7. John Riggins	1968-70	518	2,659	5.1	19
8. David Winbush	1997-2000	565	2,608	4.6	22
9. Pooka Williams Jr.	2018-20	415	2,382	5.7	12
10. L.T. Levine	1992-95	422	2,248	5.3	21
11. Jon Cornish	2003-06	387	2,245	5.8	17
12. Jake Sharp	2006-09	456	2,239	4.9	23
13. Kerwin Bell	1980-83	450	1,970	4.4	14
14. Charlie Hoag	1950-52	343	1,914	5.6	16
15. Norris Banks	1975-77	438	1,862	4.3	4
16. Arnold Snell	1986-88	431	1,762	4.1	8
17. Khalil Herbert	2016-19	320	1,735	5.4	14
18. Nolan Cromwell	1975-76	355	1,664	4.7	16
19. Tony Pierson	2011-14	284	1,642	5.8	9
20. Donnie Shanklin	1966-68	324	1,630	5.0	11

Attempts	No.	Years
1. June Henley	823	1993-96
2. James Sims	798	2010-13
3. Tony Sands	778	1988-91
4. Clark Green	641	2002-05
5. David Winbush	565	1997-2000
6. John Riggins	518	1968-70
7. Laverne Smith	472	1973-76
8. Jake Sharp	456	2006-09
9. Kerwin Bell	450	1980-83
10. Arnold Snell	431	1986-88

Touchdowns	No.	Years
1. June Henley	41	1993-96
2. James Sims	34	2010-13
3. Tony Sands	28	1988-91
4. Jake Sharp	23	2006-09
Brandon McAnderson	23	2004-07
Chip Hilleary	23	1989-92
7. David Winbush	22	1997-2000
8. Bill Whittemore	21	2002-03
L.T. Levine	21	1992-95
Laverne Smith	21	1973-76

Yards Per Carry	
(Min. 500 Att.)	5.1, John Riggins, 1968-70 (2,659 yards on 518 attempts)
(Min. 400 Att.)	6.51, Laverne Smith, 1973-76 (3,074 yards on 472 attempts)
(Min. 300 Att.)	6.51, Laverne Smith, 1973-76 (3,074 yards on 472 attempts)

Yards Per Game	Avg.	Years
1. June Henley (3,841 yards in 42 games)	91.5	1993-97
2. Tony Sands (3,788 yards in 44 games)	86.1	1988-91

200-Yard Games	No.	Years
1. June Henley	5	1993-96
2. Tony Sands	3	1988-91
3. 11 tied with	1	
(Most recent: Pooka Williams Jr. (252), vs. Oklahoma, 2018)		

100-Yard Games	No.	Years
1. Tony Sands	17	1988-91
2. James Sims	15	2010-13
3. June Henley	13	1993-96
Laverne Smith	13	1973-76
5. Jon Cornish	12	2003-06
6. Gale Sayers	11	1962-64
7. Clark Green	9	2002-05
Pooka Williams Jr.	9	2018-Pres.
9. Jake Sharp	8	2006-09
10. L.T. Levine	7	1992-95
Kerwin Bell	7	1980-83
Nolan Cromwell	7	1975-76
John Riggins	7	1968-70
Wade Stinson	7	1949-50

Yards by a Quarterback	No.	Years
1. Nolan Cromwell	1,664	1975-76
2. Chip Hilleary	1,290	1989-92
3. Bill Whittemore	1,083	2002-03
4. Bobby Douglass	1,015	1966-68

## SEASON RECORDS

Yards	No.	Year
1. Jon Cornish, Sr.	1,457	2006
2. Tony Sands, Sr.	1,442	1991
3. June Henley, Sr.	1,349	1996
4. Laverne Smith, So.	1,181	1974
5. John Riggins, Sr.	1,131	1970
6. Wade Stinson, Jr.	1,129	1950
7. June Henley, Fr.	1,127	1993
8. Pooka Williams Jr., Fr.	1,125	2018
Brandon McAnderson, Sr.	1,125	2007
Gale Sayers, So.	1,125	1962
11. Nolan Cromwell, Jr.	1,124	1975
12. Kerwin Bell, Fr.	1,114	1980
13. James Sims, Jr.	1,113	2012
14. James Sims, Sr.	1,110	2013
15. Tony Sands, So.	1,109	1989
16. Pooka Williams Jr., So.	1,061	2019
17. Laverne Smith, Sr.	978	1976

Attempts	No.	Year
1. June Henley, Sr.	302	1996
2. Tony Sands, Sr.	272	1991
3. Jon Cornish, Sr.	250	2006
4. June Henley, Fr.	233	1993
5. James Sims, Sr.	230	2013
6. Kerwin Bell, So.	228	1980
7. James Sims, Jr.	218	2012
Nolan Cromwell, Jr.	218	1975
9. Tony Sands, So.	216	1989
10. David Winbush, So.	209	1998
John Riggins, Sr.	209	1970

Touchdowns	No.	Year
1. June Henley, Sr.	17	1996
2. Brandon McAnderson, Sr.	16	2007
3. Chip Hilleary, Jr.	14	1991
Wade Stinson, Jr.	14	1950
5. June Henley, Fr.	13	1993
Bud Laughlin, Fr.	13	1951
7. Jake Sharp, Jr.	12	2008
Maurice Douglas, Sr.	12	1992
John Riggins, Sr.	12	1970
Bobby Douglass, Sr.	12	1968
11. Bill Whittemore, Jr.	11	2002
L.T. Levine, Jr.	11	1994
Tony Sands, So.	11	1989

Yards Per Carry	
(Min. 200 Att.)	5.8, Jon Cornish, 2006 (1,457 yards on 250 attempts)
(Min. 150 Att.)	7.1, Gale Sayers, 1962 (1,125 yards on 158 attempts)

Yards Per Game	Avg.	Year
1. June Henley, Sr. (1,349 in 10 games)	134.9	1996
2. Tony Sands, Sr. (1,442 in 11 games)	131.1	1991
3. Jon Cornish, Sr. (1,457 in 12 games)	121.4	2006
4. Wade Stinson, Jr. (1,129 in 10 games)	112.9	1950
5. James Sims, Jr. (1,013 in 9 games)	112.6	2012

200-Yard Games	No.	Year
1. June Henley, Sr.	4	1996
2. Tony Sands, So.	2	1989

100-Yard Games	No.	Year
1. Jon Cornish, Sr.	8	2006
Tony Sands, Sr.	8	1991
3. Laverne Smith, So.	7	1974
Wade Stinson, Jr.	7	1950
5. James Sims, Jr.	6	2012
Kerwin Bell, Fr.	6	1980


Consecutive 100-Yard Games	
1. James Sims	6
2. Tony Sands	5
* last game of 1990 and first four of 1991	
Laverne Smith	5
	1975

Most Yards In Consecutive Games	
1. Tony Sands, Sr. (104 vs. Colorado; 396 vs. Missouri)	1991
2. Nolan Cromwell, Jr. (294 vs. Oregon State; 187 vs. Wisconsin)	1975
3. Khalil Herbert, So. (137 at Ohio; 291 vs. West Virginia)	2017

Most Yards In Three Consecutive Games	
1. June Henley, Sr. (187 vs. Ball State; 201 vs. TCU; 216 vs. Utah)	1996
2. Tony Sands, Sr. (56 vs. Nebraska; 104 vs. Colorado; 396 vs. Missouri)	1991

Yards By A QB	No.	Year
1. Nolan Cromwell, Jr.	1,124	1975
2. Bill Whittemore, Jr.	549	2002
3. Chip Hilleary, Sr.	537	1992
4. Bill Whittemore, Sr.	534	2003





**TONY SANDS** - Set the FBS single-game rushing record on Nov. 23, 1991 in his final game against Missouri, rushing for 396 yards. Sands' 396 yards still stands as the most rushing yards by a Jayhawk.

## GAME RECORDS

Name	Yards	Opponent, Date
1. Tony Sands, Sr.	396	vs. Missouri, 11-23-91
2. Nolan Cromwell, Jr.	294	vs. Oregon St., 9-27-75
3. Khalil Herbert, So.	291	vs. WVU, 9-23-17
4. Gale Sayers, So.	283	vs. Okla. St., 10-27-62
5. David Winbush, So.	268	vs. Colorado, 10-24-98
6. Pooka Williams Jr., Fr.	252	vs. Oklahoma, 11-17-18
7. Wade Stinson, Jr.	239	vs. Utah, 11-4-50
8. June Henley, Fr.	237	vs. Iowa St., 10-16-93
9. Laverne Smith, Jr.	236	vs. Missouri, 11-22-75
10. Reggie Duncan, So.	227	vs. Texas Tech, 10-6-01
11. June Henley, Sr.	226	vs. Iowa State, 11-2-96
12. L.T. Levine, Jr.	221	vs. Missouri, 11-19-94
13. Tony Sands, So.	217	vs. Kansas St., 10-28-89
14. June Henley, Sr.	216	vs. Utah, 9-28-96
Kerwin Bell, Fr.	216	vs. Kansas St., 11-1-80
16. Tony Sands, So.	215	vs. Missouri, 11-18-89
17. James Sims, Sr.	211	vs. WVU, 11-16-13
18. June Henley, Sr.	209	vs. Texas, 11-6-96
19. Tony Pierson, So.	202	at Texas Tech, 11-10-12
20. Jon Cornish, Sr.	201	vs. Kansas St., 11-18-06
June Henley, Sr.	201	vs. TCU, 9-14-96

Yards in a Half	Yards	Game, Date
1. Tony Sands, Sr.	240	vs. Missouri (2nd), 11-23-91

Yards in a Quarter	Yards	Game, Date
1. June Henley, Fr.	148	vs. Iowa St. (2nd), 10-16-93

Rushing Attempts	Att.	Game, Date
1. Tony Sands, Sr.	58	vs. Missouri, 11-23-91
2. June Henley, Fr.	44	vs. Texas, 11-16-93
3. June Henley, Sr.	41	vs. Utah, 9-28-96
4. June Henley, Sr.	40	vs. Iowa State, 11-2-96
5. Reggie Duncan, So.	38	vs. Texas Tech, 10-6-01
Kerwin Bell, So.	38	vs. Kansas State, 11-1-80
Jerome Nelloms, Sr.	38	vs. Oklahoma St., 11-4-72
8. June Henley, Fr.	37	vs. Nebraska, 11-6-93
9. Khalil Herbert, So.	36	vs. West Virginia, 9-23-17
10. Kerwin Bell, Fr.	35	vs. Iowa State, 10-18-80

Half	Att.	Game, Date
1. Tony Sands, Sr.	34	vs. Missouri (2nd), 11-23-91

Quarter	Att.	Game, Date
1. Tony Sands, Sr.	19	vs. Missouri (4th), 11-23-91

Game Yards Per Attempt	
(Min. 30 attempts)	8.1, Khalil Herbert, So., vs. West Virginia, 2017 (291-36)
(Min. 25)	10.5, Nolan Cromwell, Jr., vs. Oregon State, 1975 (294-28)
(Min. 20)	12.9, Gale Sayers, So., vs. Oklahoma State, 1962 (283-22)
(Min. 15)	15.7, Laverne Smith, Jr., vs. Missouri, 1975 (236-15)

Game Touchdowns	TD	Opponent, Year
1. James Sims, Fr.	4	vs. Colorado, 2010
Jake Sharp, Jr.	4	vs. Kansas State, 2008
Brandon McAnderson, Sr.	4	vs. Nebraska, 2007
June Henley, Sr.	4	vs. TCU, 1996
Tony Sands, Sr.	4	vs. Missouri, 1991
Curtis McClinton, Sr.	4	vs. California, 1961
Charlie Black	4	vs. Washington (Mo.), 1923
8. Several with	3	(Most Recent: Devin Neal, vs. Texas, 2021)

Yards By A QB	Yards	Opponent, Date
1. Nolan Cromwell, Jr.	294	vs. Oregon State, 9-27-75
2. Nolan Cromwell, Jr.	187	vs. Wisconsin, 10-4-75
3. Bill Whittemore, Jr.	177	vs. Tulsa, 9-28-02
4. Nolan Cromwell, Jr.	134	vs. Iowa State, 10-18-75

Longest Rush	Yards	Opponent, Date
1. Eric Vann, Sr.	99	vs. Oklahoma, 10-4-97
Gale Sayers, Jr.	99	vs. Nebraska, 11-9-63
3. Gale Sayers, So.	96	vs. Okla. State, 10-27-62
4. Walter Mack, Jr.	90	vs. Colorado, 11-15-80
5. John Riggins, So.	83 <sup>1</sup>	vs. Kansas St., 11-16-68
6. Khalil Herbert	82 <sup>1</sup>	vs. Boston College, 9-3-19
7. Gale Sayers, Sr.	81	vs. Wyoming, 10-3-64
8. Frank Hatchett, So.	80	vs. Okla. State, 11-12-88
Kerwin Bell, Fr.	80	vs. Okla. State, 10-25-80
Laverne Smith, Jr.	80	vs. Iowa State, 10-18-75

<sup>1</sup>non-scoring/+ longest rush by a quarterback

## YEARLY LEADERS

YEAR	PLAYER	ATT.	YARDS
1937	Clarence Douglass, So.	72	376
1938	Dick Amerine, So.	58	277
1939	Ed Hall, So.	44	189
1940	Ed Hall, Jr.	109	294
1941	Ray Niblo, So.	87	241
1942	Ray Evans, Jr.	111	293
1943	Bob George	42	180
1944	Charlie Moffatt, So.	80	300
1945	Dick Bertuzzi, Fr.	76	360
1946	Ray Evans, Sr.	112	459
1947	Forrest Griffith, So.	86	483
1948	Forrest Griffith, Jr.	96	368
1949	Bud French, Sr.	86	510
1950	Wade Stinson, Jr.	167	1,129
1951	Bob Brandeberry, Jr.	136	649
1952	Charlie Hoag, Sr.	93	469
1953	Don Hess, Jr.	83	369
1954	Bud Laughlin, Sr.	94	339
1955	John Francisco, So.	107	459
1956	Homer Floyd, So.	134	638
1957	Homer Floyd, Jr.	127	505
1958	Homer Floyd, Sr.	103	391
1959	Curtis McClinton, So.	91	472
1960	Bert Coan, So.	73	488
1961	Ken Coleman, So.	130	656
1962	Gale Sayers, So.	158	1,125
1963	Gale Sayers, Jr.	132	917
1964	Gale Sayers, Sr.	122	633
1965	Dan Miller, Jr.	66	356
1966	Donnie Shanklin, So.	182	732
1967	Bobby Douglass, Sr.	175	415
1968	John Riggins, So.	139	866
1969	John Riggins, Jr.	170	662
1970	John Riggins, Sr.	209	1,131
1971	Delvin Williams, So.	102	509
1972	Jerome Nelloms, Sr.	179	684
1973	Delvin Williams, Sr.	198	762
1974	Laverne Smith, So.	176	1,181
1975	Nolan Cromwell, Jr.	218	1,124
1976	Laverne Smith, Sr.	148	978
1977	Norris Banks, Sr.	162	655
1978	Mike Higgins, Jr.	68	270
1979	Harry Sydney, Jr.	123	541
1980	Kerwin Bell, Fr.	228	1,114
1981	Garfield Taylor, So.	167	728
1982	Dino Bell, So.	110	370
1983	Kerwin Bell, Sr.	115	498
1984	Lynn Williams, Jr.	172	776
1985	Lynn Williams, Sr.	172	373
1986	Arnold Snell, So.	163	672
1987	Arnold Snell, Jr.	184	691
1988	Tony Sands, Fr.	103	480
1989	Tony Sands, So.	216	1,109
1990	Tony Sands, Jr.	186	757
1991	Tony Sands, Sr.	273	1,442
1992	Maurice Douglas, Sr.	198	899
1993	June Henley, Fr.	233	1,127
1994	L.T. Levine, Jr.	128	803
1995	L.T. Levine, Sr.	156	841
1996	June Henley, Sr.	302	1,349
1997	Eric Vann, Sr.	196	796
1998	David Winbush, So.	209	974
1999	David Winbush, Jr.	123	595
2000	David Winbush, Sr.	163	701
2001	Reggie Duncan, So.	181	739
2002	Clark Green, Fr.	197	813
2003	Clark Green, So.	204	968
2004	John Randle, So.	147	572
2005	Jon Cornish, Jr.	134	780
2006	Jon Cornish, Sr.	250	1,457
2007	Brandon McAnderson, Sr.	190	1,125
2008	Jake Sharp, Jr.	186	860
2009	Toben Oporum, Fr.	133	554
2010	James Sims, Fr.	166	742
2011	James Sims, So.	182	727
2012	James Sims, Jr.	218	1,013
2013	James Sims, Sr.	230	1,110
2014	Corey Avery, Fr.	151	631
2015	Ke'aun Kinner, Jr.	134	566
2016	Ke'aun Kinner, Sr.	140	738
2017	Khalil Herbert, So.	120	663
2018	Pooka Williams Jr., Fr.	161	1,125
2019	Pooka Williams Jr., So.	203	1,061
2020	Velton Gardner, So.	72	325
2021	Devin Neal, Fr.	158	707

# 1,000-YARD RUSHING SEASONS



**WADE STINSON, JR.**  
**1,129 YARDS**  
1950

	ATT.	YARDS	TDS
Texas Christian	15	54	0
Denver	11	63	1
Colorado	15	91	1
Iowa State	24	119	2
Oklahoma A&M	7	116	1
Nebraska	15	121	2
Utah	24	239	3
Oklahoma	23	114	1
Kansas State	11	110	2
Missouri	22	102	1
<b>TOTALS</b>	<b>167</b>	<b>1,129</b>	<b>14</b>



**NOLAN CROMWELL, JR.**  
**1,124 YARDS**  
1975

	ATT.	YARDS	TDS
Washington State	5	16	0
Kentucky	9	28	1
Oregon State	28	284	1
Wisconsin	12	187	2
Nebraska	19	62	0
Iowa State	27	134	1
Oklahoma State	19	144	1
Kansas State	23	107	0
Oklahoma	23	69	1
Colorado	25	130	2
Missouri	20	53	0
<b>TOTALS</b>	<b>210</b>	<b>1,124</b>	<b>9</b>



**JUNE HENLEY, FR.**  
**1,127 YARDS**  
1993

	ATT.	YARDS	TDS
Florida State	9	45	0
Western Carolina	12	61	2
Michigan State	11	42	1
Utah	10	46	0
Colorado State	12	36	1
Kansas State	13	60	0
Iowa State	27	237	3
Oklahoma	32	178	1
Oklahoma State	20	93	0
Nebraska	37	148	1
Colorado	18	63	1
Missouri	32	118	2
<b>TOTALS</b>	<b>233</b>	<b>1,127</b>	<b>12</b>



**JAMES SIMS, JR.**  
**1,013 YARDS**  
2012

	ATT.	YARDS	TDS
Northern Illinois	18	91	2
Kansas State	28	115	1
Oklahoma State	27	138	1
Oklahoma	28	102	1
Texas	28	176	0
Baylor	21	126	1
Texas Tech	30	127	2
Iowa State	20	81	0
West Virginia	18	57	1
<b>TOTALS</b>	<b>218</b>	<b>1,013</b>	<b>9</b>



**GALE SAYERS, SO.**  
**1,125 YARDS**  
1962

	ATT.	YARDS	TDS
Texas Christian	27	114	0
Boston University	11	73	0
Colorado	14	122	1
Iowa State	14	94	1
Oklahoma	9	23	0
Oklahoma State	22	283	1
Kansas State	17	156	3
Nebraska	15	107	0
California	12	81	1
Missouri	17	72	0
<b>TOTALS</b>	<b>158</b>	<b>1,125</b>	<b>7</b>



**KERWIN BELL, FR.**  
**1,112 YARDS**  
1980

	ATT.	YARDS	TDS
Oregon	20	69	0
Pittsburgh	14	27	0
Louisville	21	103	1
Syracuse	32	143	1
Nebraska	18	69	0
Iowa State	35	156	1
Oklahoma State	25	149	2
Kansas State	38	216	1
Oklahoma	---	DNP	0
Colorado	17	157	1
Missouri	8	25	0
<b>TOTALS</b>	<b>228</b>	<b>1,112</b>	<b>7</b>



**JUNE HENLEY, SR.**  
**1,349 YARDS**  
1996

	ATT.	YARDS	TDS
Ball State	28	187	3
TCU	31	201	4
Utah	41	216	2
Oklahoma	27	63	2
Texas Tech	22	43	0
Colorado	26	80	1
Nebraska	DNP	---	---
Iowa State	40	226	3
Kansas State	19	42	0
Texas	44	209	2
Missouri	24	82	0
<b>TOTALS</b>	<b>302</b>	<b>1,349</b>	<b>17</b>



**JAMES SIMS, SR.**  
**1,110 YARDS**  
2013

	ATT.	YARDS	TDS
South Dakota	16	94	2
Rice	19	109	0
Louisiana Tech	20	78	0
Texas Tech	9	28	0
TCU	23	81	0
Oklahoma	23	129	2
Baylor	19	70	0
Texas	15	48	0
Oklahoma State	21	66	0
West Virginia	22	211	3
Iowa State	21	114	0
Kansas State	22	82	0
<b>TOTALS</b>	<b>230</b>	<b>1,110</b>	<b>7</b>



**JOHN RIGGINS, SR.**  
**1,131 YARDS**  
1970

	ATT.	YARDS	TDS
Washington State	28	125	1
Texas Tech	9	24	0
Syracuse	26	162	3
New Mexico	20	107	1
Kansas State	16	78	0
Nebraska	18	76	1
Iowa State	17	93	2
Oklahoma State	19	76	1
Colorado	13	83	1
Oklahoma	22	178	2
Missouri	24	129	0
<b>TOTALS</b>	<b>212</b>	<b>1,131</b>	<b>12</b>



**TONY SANDS, SO.**  
**1,109 YARDS**  
1989

	ATT.	YARDS	TDS
Montana State	20	102	2
Louisville	11	19	0
Kent State	22	146	2
Baylor	9	52	0
Oklahoma	21	63	0
Iowa State	11	43	1
Colorado	22	115	1
Kansas State	31	217	2
Oklahoma State	14	54	0
Nebraska	26	86	0
Missouri	29	215	3
<b>TOTALS</b>	<b>216</b>	<b>1,109</b>	<b>11</b>



**JON CORNISH, SR.**  
**1,457 YARDS**  
2006

	ATT.	YARDS	TDS
Northwestern State	13	140	1
Louisiana Monroe	23	103	0
Toledo	20	89	0
South Florida	26	105	1
Nebraska	31	145	1
Texas A&M	23	128	1
Oklahoma State	10	55	0
Baylor	24	196	2
Colorado	23	80	0
Iowa State	17	89	0
Kansas State	25	201	2
Missouri	15	126	1
<b>TOTALS</b>	<b>250</b>	<b>1,457</b>	<b>8</b>



**POOKA WILLIAMS, FR.**  
**1,125 YARDS**  
2018

	ATT.	YARDS	TDS
Central Michigan	14	125	2
Rutgers	19	163	1
Baylor	14	89	0
Oklahoma State	13	97	1
West Virginia	12	65	0
Texas Tech	16	81	0
TCU	11	33	0
Iowa State	17	58	0
Kansas State	14	59	0
Oklahoma	15	252	2
Texas	16	103	1
<b>TOTALS</b>	<b>161</b>	<b>1,125</b>	<b>7</b>



**LAVERNE SMITH, SO.**  
**1,171 YARDS**  
1974

	ATT.	YARDS	TDS
Washington State	17	119	1
Tennessee	18	151	0
Florida State	15	102	0
Texas A&M	20	135	1
Kansas State	17	139	1
Nebraska	10	25	0
Iowa State	13	48	0
Oklahoma State	22	171	1
Colorado	17	172	1
Oklahoma	12	30	0
Missouri	15	79	0
<b>TOTALS</b>	<b>176</b>	<b>1,171</b>	<b>5</b>



**TONY SANDS, SR.**  
**1,454 YARDS**  
1991

	ATT.	YARDS	TDS
Toledo	19	174	1
Tulsa	27	157	1
New Mexico State	19	105	0
Virginia	27	137	0
Kansas State	13	29	0
Iowa State	23	106	1
Oklahoma	21	88	0
Oklahoma State	30	102	1
Nebraska	11	56	0
Colorado	25	104	1
Missouri	58	396	4
<b>TOTALS</b>	<b>273</b>	<b>1,454</b>	<b>9</b>



**BRANDON MCANDERSON, SR.**  
**1,126 YARDS**  
2007

	ATT.	YARDS	TDS
Central Michigan	16	110	0
Southeastern Louisiana	11	60	2
Toledo	12	52	2
Florida International	13	105	2
Kansas State	12	81	0
Baylor	10	53	1
Colorado	7	44	0
Texas A&M	21	183	2
Nebraska	25	119	4
Oklahoma State	25	132	2
Iowa State	9	70	0
Missouri	14	42	2
Virginia Tech	15	75	0
<b>TOTALS</b>	<b>190</b>	<b>1,126</b>	<b>17</b>



**POOKA WILLIAMS, SO.**  
**1,061 YARDS**  
2019

	ATT.	YARDS	TDS
Coastal Carolina	22	99	0
Boston College	22	121	1
West Virginia	15	76	0
TCU	8	12	0
Oklahoma	23	137	0
Texas	25	190	2
Texas Tech	21	69	0
Kansas State	14	61	0
Oklahoma State	12	26	0
Iowa State	19	154	0
Baylor	22	116	0
<b>TOTALS</b>	<b>203</b>	<b>1,061</b>	<b>3</b>



# 100-YARD RUSHING GAMES

YDS.	PLAYER	OPPONENT	DATE	YDS.	PLAYER	OPPONENT	DATE	YDS.	PLAYER	OPPONENT	DATE
107	Ken Coleman, So.	Rice	Dec. 16, 1961	103	Garfield Taylor, So.	Missouri	Nov. 21, 1981	107	Clark Green, Sr.	Florida Atlantic	Sept. 3, 2005
114	Gale Sayers, So.	Texas Christian	Sept. 22, 1962	112	E.J. Jones, Jr.	Iowa State	Nov. 6, 1982	103	Jon Cornish, Jr.	Appalachian St.	Sept. 10, 2005
122	Gale Sayers, So.	Colorado	Oct. 6, 1962	114	Kerwin Bell, Sr.	Kansas State	Oct. 15, 1983	111	Jon Cornish, Jr.	Texas Tech	Oct. 1, 2005
105	Roger McFarland, Sr.	Iowa State	Oct. 13, 1962	103	Robert Mimbs, So.	Colorado	Nov. 5, 1983	125	Clark Green, Sr.	Missouri	Oct. 29, 2005
283	Gale Sayers, So.	Oklahoma State	Oct. 27, 1962	150	Robert Mimbs, Jr.	Wichita State	Sept. 8, 1984	100	Clark Green, Sr.	Nebraska	Nov. 5, 2005
156	Gale Sayers, So.	Kansas State	Nov. 3, 1962	119	Lynn Williams, Jr.	Kansas State	Oct. 13, 1984	101	Jon Cornish, Jr.	Nebraska	Nov. 5, 2005
107	Gale Sayers, So.	Nebraska	Nov. 10, 1962	120	Lynn Williams, Jr.	Colorado	Nov. 3, 1984	101	Jon Cornish, Jr.	Houston	Dec. 23, 2005
142	Arman Baughman, So.	California	Nov. 17, 1962	100	Arnold Snell, Jr.	Kansas State	Oct. 19, 1985	140	Jon Cornish, Sr.	Northwestern St.	Sept. 2, 2006
122	Gale Sayers, Jr.	Syracuse	Sept. 28, 1963	168	Arnold Snell, So.	Indiana State	Sept. 27, 1986	103	Jon Cornish, Sr.	Louisiana Monroe	Sept. 9, 2006
110	Gale Sayers, Jr.	Oklahoma	Oct. 19, 1963	124	Arnold Snell, Jr.	Kansas State	Nov. 7, 1987	105	Jon Cornish, Sr.	South Florida	Sept. 23, 2006
104	Gale Sayers, Jr.	Oklahoma State	Oct. 26, 1963	100	Arnold Snell, Jr.	Oklahoma State	Nov. 14, 1987	145	Jon Cornish, Sr.	Nebraska	Sept. 30, 2006
100	Steve Renko, So.	Oklahoma State	Oct. 26, 1963	122	Tony Sands, Fr.	Kansas State	Nov. 5, 1988	128	Jon Cornish, Sr.	Texas A&M	Oct. 7, 2006
144	Gale Sayers, Jr.	Nebraska	Nov. 9, 1963	112	Frank Hatchett, So.	Oklahoma State	Nov. 12, 1988	196	Jon Cornish, Sr.	Baylor	Oct. 21, 2006
129	Gale Sayers, Sr.	Wyoming	Oct. 3, 1964	177	Tony Sands, Fr.	Oklahoma State	Nov. 12, 1988	201	Jon Cornish, Sr.	Kansas State	Nov. 18, 2006
109	Ron Oelschlagel, Sr.	Iowa State	Oct. 10, 1964	102	Tony Sands, So.	Montana State	Sept. 2, 1989	126	Jon Cornish, Sr.	Missouri	Nov. 25, 2006
110	Gale Sayers, Sr.	Kansas State	Oct. 31, 1964	146	Tony Sands, So.	Kent State	Sept. 16, 1989	110	B. McAnderson, Sr.	Central Michigan	Sept. 1, 2007
112	Daniel Miller, Jr.	Missouri	Nov. 20, 1965	115	Tony Sands, So.	Colorado	Oct. 21, 1989	106	Jake Sharp, So.	Central Michigan	Sept. 1, 2007
134	Donnie Shanklin, So.	Texas Tech	Sept. 17, 1966	217	Tony Sands, So.	Kansas State	Oct. 28, 1989	127	Jake Sharp, So.	Toledo	Sept. 15, 2007
114	Donnie Shanklin, So.	Kansas State	Oct. 29, 1966	215	Tony Sands, So.	Missouri	Nov. 18, 1989	105	B. McAnderson, Sr.	FIU	Sept. 22, 2007
122	Bobby Douglass*, Jr.	Kansas State	Nov. 4, 1967	169	Tony Sands, Jr.	Iowa State	Oct. 6, 1990	110	Jake Sharp, So.	Baylor	Oct. 13, 2007
159	Donnie Shanklin, Sr.	Indiana	Sept. 28, 1968	102	Chip Hilleary*, So.	Kansas State	Oct. 27, 1990	183	B. McAnderson, Sr.	Texas A&M	Oct. 27, 2007
162	John Riggins, So.	Colorado	Nov. 2, 1968	120	Chaka Johnson, So.	Nebraska	Nov. 10, 1990	119	B. McAnderson, Sr.	Nebraska	Nov. 3, 2007
108	Bobby Douglass*, Sr.	Colorado	Nov. 2, 1968	123	Tony Sands, Jr.	Missouri	Nov. 17, 1990	132	B. McAnderson, Sr.	Oklahoma State	Nov. 10, 2007
189	John Riggins, So.	Kansas State	Nov. 16, 1968	105	Chaka Johnson, So.	Missouri	Nov. 17, 1990	118	Jake Sharp, Jr.	Colorado	Oct. 11, 2008
111	Ron Jessie, Jr.	Missouri	Nov. 22, 1969	174	Tony Sands, Sr.	Toledo	Sept. 7, 1991	103	Jake Sharp, Jr.	Oklahoma	Oct. 18, 2008
178	John Riggins, Sr.	Oklahoma	Nov. 14, 1970	157	Tony Sands, Sr.	Tulsa	Sept. 14, 1991	181	Jake Sharp, Jr.	Kansas State	Nov. 1, 2008
129	John Riggins, Sr.	Missouri	Nov. 21, 1970	105	Tony Sands, Sr.	New Mexico St.	Sept. 21, 1991	123	Jake Sharp, Sr.	No. Colorado	Sept. 5, 2009
125	John Riggins, Sr.	Washington St.	Sept. 12, 1970	106	Tony Sands, Sr.	Iowa State	Oct. 19, 1991	104	Jake Sharp, Sr.	UTEP	Oct. 12, 2009
162	John Riggins, Sr.	Syracuse	Sept. 26, 1970	137	Tony Sands, Sr.	Virginia	Oct. 5, 1991	109	Toben Oporum, Fr.	So. Mississippi	Sept. 26, 2009
107	John Riggins, Sr.	New Mexico	Oct. 3, 1970	102	Tony Sands, Sr.	Oklahoma State	Nov. 2, 1991	101	James Sims, Fr.	Georgia Tech	Sept. 11, 2010
113	Jerome Nelloms, Jr.	Washington St.	Sept. 11, 1971	104	Tony Sands, Sr.	Colorado	Nov. 16, 1991	115	James Sims, Fr.	New Mexico St.	Sept. 25, 2010
101	Delvin Williams, So.	Florida State	Sept. 25, 1971	396	Tony Sands, Sr.	Missouri	Nov. 23, 1991	123	James Sims, Fr.	Colorado	Nov. 6, 2010
102	Delvin Williams, So.	Kansas State	Oct. 9, 1971	113	Chip Hilleary, So.	California	Sept. 24, 1992	104	James Sims, So.	McNeese State	Sept. 3, 2011
133	Jerome Nelloms, Jr.	Oklahoma State	Oct. 30, 1971	127	Maurice Douglas, Sr.	Kansas State	Oct. 10, 1992	117	James Sims, So.	Northern Illinois	Sept. 10, 2011
112	Delvin Williams, Jr.	Wyoming	Sept. 23, 1972	115	Maurice Douglas, Sr.	Oklahoma	Oct. 24, 1992	101	Brandon Bourbon, Fr.	Texas Tech	Oct. 1, 2011
114	Robert Miller, So.	Iowa State	Oct. 28, 1972	110	Monte Cozzens, Sr.	Oklahoma	Oct. 24, 1992	109	Darrian Miller, Fr.	Baylor	Nov. 12, 2011
112	Jerome Nelloms, Sr.	Oklahoma State	Nov. 4, 1972	101	Monte Cozzens, Sr.	Oklahoma State	Nov. 2, 1992	121	Taylor Cox, So.	South Dakota St.	Sept. 1, 2012
105	Delvin Williams, Sr.	Minnesota	Sept. 29, 1973	103	Maurice Douglas, Sr.	Colorado	Nov. 16, 1992	124	Tony Pierson, So.	South Dakota St.	Sept. 1, 2012
117	Delvin Williams, Sr.	Kansas State	Oct. 13, 1973	180	Maurice Douglas, Sr.	Missouri	Nov. 23, 1992	120	Tony Pierson, So.	Rice	Sept. 8, 2012
104	Robert Miller, Sr.	NC State	Dec. 17, 1973	115	L.T. Levine, So.	Kansas State	Oct. 9, 1993	115	James Sims, Jr.	Kansas State	Oct. 6, 2012
119	Laverne Smith, So.	Washington St.	Sept. 14, 1974	178	June Henley, Fr.	Iowa State	Oct. 16, 1993	138	James Sims, Jr.	Oklahoma State	Oct. 13, 2012
180	Robert Miller, Sr.	Washington St.	Sept. 14, 1974	148	June Henley, Fr.	Oklahoma	Oct. 23, 1993	102	James Sims, Jr.	Oklahoma	Oct. 20, 2012
151	Laverne Smith, So.	Tennessee	Sept. 21, 1974	148	June Henley, Fr.	Nebraska	Nov. 6, 1993	176	James Sims, Jr.	Texas	Oct. 27, 2012
102	Laverne Smith, So.	Florida State	Sept. 28, 1974	119	Mark Sanders, Fr.	Missouri	Nov. 20, 1993	126	James Sims, Jr.	Baylor	Nov. 3, 2012
104	Robert Miller, Sr.	Florida State	Sept. 28, 1974	117	June Henley, So.	Houston	Sept. 1, 1994	127	James Sims, Jr.	Texas Tech	Nov. 10, 2012
135	Laverne Smith, So.	Texas A&M	Oct. 5, 1974	118	June Henley, So.	Texas Christian	Sept. 17, 1994	202	Tony Pierson, So.	Texas Tech	Nov. 10, 2012
142	Robert Miller, Sr.	Texas A&M	Oct. 5, 1974	135	Mark Sanders, So.	Iowa State	Sept. 17, 1994	109	James Sims, Sr.	Rice	Sept. 14, 2013
139	Laverne Smith, So.	Kansas State	Oct. 12, 1974	161	L.T. Levine, Jr.	Oklahoma State	Oct. 15, 1994	129	James Sims, Sr.	Oklahoma	Oct. 19, 2013
171	Laverne Smith, So.	Oklahoma State	Nov. 2, 1974	221	L.T. Levine, Jr.	Missouri	Oct. 29, 1994	211	James Sims, Sr.	West Virginia	Nov. 16, 2013
182	Laverne Smith, So.	Colorado	Nov. 9, 1974	134	L.T. Levine, Sr.	Texas Christian	Nov. 19, 1994	114	James Sims, Sr.	Iowa State	Nov. 13, 2013
294	Nolan Cromwell*, Jr.	Oregon State	Sept. 27, 1975	160	June Henley, Jr.	Texas Christian	Sept. 14, 1995	121	DeAndre Mann, Jr.	SEMO	Sept. 6, 2014
187	Nolan Cromwell*, Jr.	Wisconsin	Oct. 4, 1975	105	L.T. Levine, Sr.	Texas Christian	Sept. 14, 1995	103	Corey Avery, Fr.	Iowa State	Nov. 8, 2014
134	Nolan Cromwell*, Jr.	Iowa State	Oct. 18, 1975	137	June Henley, Jr.	Colorado	Sept. 23, 1995	101	Tony Pierson, Sr.	Iowa State	Nov. 8, 2014
169	Laverne Smith, Jr.	Iowa State	Oct. 18, 1975	116	L.T. Levine, Sr.	Colorado	Oct. 7, 1995	157	Ke'aun Kinner, Jr.	S. Dakota St.	Sept. 5, 2015
107	Nolan Cromwell*, Jr.	Kansas State	Nov. 1, 1975	101	L.T. Levine, Sr.	Iowa State	Oct. 14, 1995	113	Ke'aun Kinner, Jr.	Memphis	Sept. 12, 2015
130	Nolan Cromwell*, Jr.	Colorado	Nov. 15, 1975	100	L.T. Levine, Sr.	Oklahoma	Oct. 21, 1995	107	DeAndre Mann, Sr.	Texas Tech	Oct. 17, 2015
113	Dennis Wright, Jr.	Missouri	Nov. 22, 1975	101	L.T. Levine, Sr.	Missouri	Nov. 4, 1995	145	Ke'aun Kinner, Sr.	Oklahoma State	Oct. 22, 2016
120	Norris Banks, So.	Missouri	Nov. 22, 1975	187	June Henley, Sr.	Bail State	Aug. 29, 1996	152	Ke'aun Kinner, Sr.	Iowa State	Nov. 12, 2016
236	Laverne Smith, Jr.	Missouri	Nov. 22, 1975	201	June Henley, Sr.	Texas Christian	Sept. 14, 1996	137	Khalil Herbert*, So.	Ohio	Sept. 16, 2017
113	Nolan Cromwell*, Sr.	Oregon State	Sept. 4, 1976	216	June Henley, Sr.	Utah	Sept. 28, 1996	291	Khalil Herbert, So.	West Virginia	Sept. 23, 2017
142	Laverne Smith, Sr.	Washington St.	Sept. 11, 1976	226	June Henley, Sr.	Iowa State	Nov. 2, 1996	125	Pooka Williams Jr.,	Central Michigan	Sept. 8, 2018
115	Laverne Smith, Sr.	Wisconsin	Oct. 2, 1976	209	June Henley, Sr.	Texas	Nov. 16, 1996	163	Pooka Williams Jr.,	Rutgers	Sept. 15, 2018
123	Nolan Cromwell*, Sr.	Wisconsin	Oct. 2, 1976	137	Eric Vann, Sr.	Missouri	Sept. 13, 1997	252	Pooka Williams Jr.,	Oklahoma	Nov. 17, 2018
131	Laverne Smith, Sr.	Colorado	Nov. 13, 1976	137	Eric Vann, Sr.	Oklahoma	Oct. 4, 1997	103	Pooka Williams Jr.,	Texas	Nov. 23, 2018
111	Mark Vicendese, So.	Missouri	Nov. 20, 1976	126	Eric Vann, Sr.	Iowa State	Nov. 1, 1997	121	Pooka Williams Jr., So.	Boston College	Sept. 13, 2019
150	Laverne Smith, Sr.	Missouri	Nov. 20, 1976	268	David Winbush, So.	Colorado	Oct. 24, 1998	187	Khalil Herbert, Jr.	Boston College	Sept. 13, 2019
128	Billy Campfield, Sr.	Oklahoma State	Oct. 22, 1977	131	David Winbush, Jr.	North Texas	Nov. 7, 1998	137	Pooka Williams Jr., So.	Oklahoma	Oct. 5, 2019
101	Max Ediger, Jr.	Kansas State	Nov. 5, 1977	134	David Winbush, Jr.	CS Northridge	Sept. 11, 1999	190	Pooka Williams Jr., So.	Texas	Oct. 19, 2019
100	Harry Sydney, So.	Oklahoma	Sept. 29, 1979	101	Mitch Bowles, Sr.	Kansas State	Oct. 9, 1999	154	Pooka Williams Jr., So.	Iowa State	Nov. 23, 2019
101	Harry Sydney, Jr.	North Texas	Sept. 29, 1979	106	Moran Norris, Jr.	Missouri	Oct. 23, 1999	116	Pooka Williams Jr., So.	Baylor	Nov. 30, 2019
124	Walter Mack, So.	North Texas	Sept. 29, 1979	111	David Winbush, Jr.	Baylor	Nov. 6, 1999	100	Amauri Pesek-Hickson, Fr.	TCU	Nov. 28, 2020
121	Harry Sydney, Jr.	Iowa State	Oct. 20, 1979	118	Moran Norris, Jr.	Oklahoma State	Nov. 13, 1999	100	Jason Bean*, So.	Coastal Carolina	Sept. 10, 2021
110	Harry Sydney, Jr.	Kansas State	Nov. 3, 1979	120	David Winbush, Sr.	Texas Tech	Oct. 28, 2000	107	Devin Neal, Fr.	Duke	Sept. 25, 2021
165	Mike Higgins, Sr.	Kansas State	Nov. 3, 1979	227	Reggie Duncan, So.	Texas Tech	Oct. 6, 2001	100	Devin Neal, Fr.	Oklahoma	Oct. 23, 2021
103	Kerwin Bell, So.	Louisville	Sept. 27, 1980	168	Reggie Duncan, So.	Wyoming	Nov. 24, 2001	143	Devin Neal, Fr.	Texas	Nov. 13, 2021
143	Kerwin Bell, So.	Syracuse	Oct. 4, 1980	131	Clark Green, Fr.	SMS	Sept. 14, 2002	*- Indicates quarterback			
156	Kerwin Bell, So.	Iowa State	Oct. 18, 1980	177	Bill Whittemore*, Jr.	Tulsa	Sept. 28, 2002				
149	Kerwin Bell, So.	Oklahoma State	Oct. 25, 1980	121	Bill Whittemore*, Jr.	Colorado	Oct. 12, 2002				
216	Kerwin Bell, So.	Kansas State	Nov. 1, 1980	160	Clark Green, Fr.	Oklahoma State	Nov. 16, 2002				
100	Garfield Taylor, Fr.	Oklahoma	Nov. 8, 1980	117	Clark Green, So.	UNLV	Sept. 6, 2003				
139	Walter Mack, Jr.	Colorado	Nov. 15, 1980	108	Clark Green, So.	Jacksonville St.	Sept. 20, 2003				
157	Kerwin Bell, So.	Colorado	Nov. 15, 1980	103	Clark Green, So.	Colorado	Oct. 11, 2003				
135	Garfield Taylor, So.	Kentucky	Sept. 19, 1981	104	John Randle, So.	Toledo	Sept. 11, 2004				
101	Frank Seurer*, So.	Iowa State	Nov. 7, 1981	105	John Randle, So.	Nebraska	Oct. 2, 2004				
123	Garfield Taylor, So.	Colorado	Nov. 14, 1981	105	John Randle, So.	Kansas State	Oct. 9, 2004				
				118	Clark Green, Jr.	Missouri	Nov. 20, 2004				

# CAREER PASSING LEADERS



## 1 TODD REESING 11,194 YARDS

2006-09

YEAR	G	ATT	CMP	PCT	YARDS	TDS	INT	LONG
2006	3	24	14	58.3	204	3	3	42 Colorado
2007	13	446	276	61.9	3,486	33	7	82 Oklahoma St.
2008	13	495	329	66.5	3,888	32	13	69 Oklahoma
2009	12	496	313	63.1	3,616	22	10	74 Missouri
<b>TOTALS</b>	<b>41</b>	<b>1,461</b>	<b>932</b>	<b>63.3</b>	<b>11,194</b>	<b>90</b>	<b>33</b>	<b>82 OKLAHOMA ST.</b>



## 6 MIKE NORSETH 4,677 YARDS

1984-85


YEAR	G	ATT	CMP	PCT	YARDS	TDS	INT	LONG
1984	11	239	136	56.9	1,682	9	6	87 Missouri
1985	12	408	227	55.6	2,995	15	11	65 Vanderbilt
<b>TOTALS</b>	<b>23</b>	<b>647</b>	<b>363</b>	<b>56.1</b>	<b>4,677</b>	<b>24</b>	<b>17</b>	<b>87 MISSOURI</b>



## 2 FRANK SEURER 6,410 YARDS

1980-83

YEAR	G	ATT	CMP	PCT	YARDS	TDS	INT	LONG
1980	10	146	64	43.8	797	5	11	72 Colorado
1981	11	176	89	50.5	1,199	4	11	62 Colorado
1982	10	259	127	49.0	1,625	7	15	80 Oklahoma St.
1983	11	353	187	53.0	2,789	14	19	74 USC
<b>TOTALS</b>	<b>42</b>	<b>934</b>	<b>467</b>	<b>50.0</b>	<b>6,410</b>	<b>30</b>	<b>56</b>	<b>80 OKLAHOMA ST.</b>



## 7 CHIP HILLEARY 4,598 YARDS

1989-92

YEAR	G	ATT	CMP	PCT	YARDS	TDS	INT	LONG
1989	5	9	2	22.0	18	0	0	16 Oklahoma
1990	11	224	129	57.6	1,730	7	11	72 Oklahoma St.
1991	11	188	98	52.1	1,267	6	5	50 Nebraska
1992	11	215	106	49.3	1,583	12	11	66 Colorado
<b>TOTALS</b>	<b>38</b>	<b>636</b>	<b>335</b>	<b>52.7</b>	<b>4,598</b>	<b>25</b>	<b>27</b>	<b>72 OKLAHOMA ST.</b>



## 3 KELLY DONOHOE 5,382 YARDS

1986-89


YEAR	G	ATT	CMP	PCT	YARDS	TDS	INT	LONG
1986	3	87	48	55.2	432	0	7	29 Missouri
1987	9	144	72	50.2	981	3	12	98 Colorado
1988	11	258	131	50.8	1,844	9	13	89 Nebraska
1989	11	256	141	55.1	2,125	12	13	80 Nebraska
<b>TOTALS</b>	<b>34</b>	<b>745</b>	<b>392</b>	<b>52.6</b>	<b>5,382</b>	<b>24</b>	<b>45</b>	<b>98 COLORADO</b>



## 8 BILL WHITTEMORE 4,051 YARDS

2002-03

YEAR	G	ATT	CMP	PCT	YARDS	TDS	INT	LONG
2002	9	305	151	49.5	1,666	11	6	39 UNLV
2003	10	263	159	60.5	2,385	18	6	74 Northwestern
<b>TOTALS</b>	<b>19</b>	<b>568</b>	<b>310</b>	<b>54.5</b>	<b>4,051</b>	<b>29</b>	<b>12</b>	<b>74 NORTHWESTERN</b>



## 4 DAVID JAYNES 5,132 YARDS

1971-73

YEAR	G	ATT	CMP	PCT	YARDS	TDS	INT	LONG
1971	6	137	64	46.7	748	7	8	50 Kansas State
1972	11	287	153	53.3	2,253	15	21	61 Colorado
1973	11	330	172	52.1	2,131	13	9	57 Oklahoma
<b>TOTALS</b>	<b>28</b>	<b>754</b>	<b>389</b>	<b>51.6</b>	<b>5,132</b>	<b>35</b>	<b>38</b>	<b>61 COLORADO</b>



## 9 DYLEN SMITH 6,410 YARDS

1999-2000

YEAR	G	ATT	CMP	PCT	YARDS	TDS	INT	LONG
1999	12	263	135	51.3	1,599	12	7	77 Nebraska
2000	11	306	140	45.8	1,963	10	11	77 Oklahoma
<b>TOTALS</b>	<b>23</b>	<b>569</b>	<b>275</b>	<b>48.3</b>	<b>3,562</b>	<b>22</b>	<b>18</b>	<b>77 NEB./OKLA.</b>



## 5 CARTER STANLEY 5,035 YARDS

2016-19

YEAR	G	ATT	CMP	PCT	YARDS	TDS	INT	LONG
2016	9	156	93	59.6	959	6	6	95 Kansas State
2017	8	185	101	54.6	1,108	4	7	60 Kansas State
2018	4	47	34	72.3	304	3	1	31 Oklahoma State
2019	12	371	226	60.9	2,664	24	11	75 West Virginia
<b>TOTALS</b>	<b>33</b>	<b>759</b>	<b>454</b>	<b>59.8</b>	<b>5,035</b>	<b>37</b>	<b>25</b>	<b>95 KANSAS STATE</b>



## 10 JORDAN WEBB 3,079 YARDS

2010-11

YEAR	G	ATT	CMP	PCT	YARDS	TDS	INT	LONG
2010	9	121	214	56.5	1,195	7	8	43 New Mexico State
2011	12	179	281	36.7	1,884	13	12	68 Oklahoma State
<b>TOTALS</b>	<b>21</b>	<b>300</b>	<b>495</b>	<b>60.6</b>	<b>3,079</b>	<b>20</b>	<b>20</b>	<b>68 OKLAHOMA STATE</b>



# PASSING RECORDS

## CAREER RECORDS

Total Yards	Yards	Years
1. Todd Reesing	11,194	2006-09
2. Frank Seurer	6,410	1980-83
3. Kelly Donohoe	5,382	1986-89
4. David Jaynes	5,132	1971-73
5. Carter Stanley	5,035	2016-19
6. Mike Norseth	4,677	1984-85
7. Chip Hilleary	4,598	1989-92
8. Bill Whittemore	4,051	2002-03
9. Dylon Smith	3,562	1999-2000
10. Jordan Webb	3,079	2010-11
11. Adam Barmann	3,020	2003-06
12. Bobby Douglass	2,817	1966-68
13. Montell Cozart	2,755	2013-16
14. Zac Wegner	2,640	1995-99
15. Ryan Willis	2,530	2015-16
16. Asheiki Preston	2,401	1991-94
17. Mike Orth	2,369	1983-84, 86-87
18. Ray Evans	2,368	1941-42, 46-47

Completions	No.	Years
1. Todd Reesing	932	2006-09
2. Frank Seurer	467	1980-83
3. Carter Stanley	354	2016-19
4. Kelly Donohoe	392	1986-89
5. David Jaynes	389	1971-73
6. Mike Norseth	363	1984-85
7. Chip Hilleary	335	1989-92
8. Peyton Bender	331	2017-18
9. Bill Whittemore	310	2002-03
10. Jordan Webb	300	2010-11

Attempts	No.	Years
1. Todd Reesing	1,461	2006-09
2. Frank Seurer	934	1980-83
3. Carter Stanley	759	2016-19
4. David Jaynes	754	1971-73
5. Kelly Donohoe	745	1986-89
6. Mike Norseth	647	1984-85
7. Chip Hilleary	636	1989-92
8. Peyton Bender	594	2017-18
9. Dylon Smith	569	1999-2000
10. Bill Whittemore	568	2002-03

Touchdown Passes	No.	Years
1. Todd Reesing	90	2006-09
2. Carter Stanley	37	2016-19
3. David Jaynes	35	1971-73
4. Frank Seurer	30	1980-83
5. Bill Whittemore	29	2002-03
6. Chip Hilleary	25	1989-92
7. Kelly Donohoe	24	1986-89
8. Mike Norseth	24	1984-85
9. Peyton Bender	23	2017-18
10. Dylon Smith	22	1999-2000

Percentage (min. 300 att.)	Pct.	Years
1. Todd Reesing	63.3 (932-of-1,461)	2006-09
2. Mark Williams	62.5 (195-of-312)	1994-95
3. Jordan Webb	60.6 (300-of-495)	2010-11
4. Carter Stanley	59.8 (454-of-759)	2016-2019
5. Asheiki Preston	58.1 (185-of-318)	1990-94
6. Adam Barmann	56.2 (296-of-527)	2003-06
7. Mike Norseth	56.1 (363-of-647)	1984-85
8. Ryan Willis	54.6 (236-of-432)	2015-16
9. Bill Whittemore	54.5 (310-of-568)	2002-03
10. Montell Cozart	54.4 (265-of-487)	2013-16

### Yards Per Game

1. 273.0 - Todd Reesing (41 games), 2006-09
2. 213.2 - Bill Whittemore (19 games), 2002-03
3. 203.3 - Mike Norseth (23 games), 1984-85

400-Yard Passing Games	No.	Years
1. Todd Reesing	4	2006-09
2. Carter Stanley	2	2016-19
2. Six Players With One		
(Most recent: Carter Stanley vs. Texas Tech, 2019)		

300-Yard Passing Games	No.	Years
1. Todd Reesing	18	2006-09
2. Mike Norseth	4	1984-85
Frank Seurer	4	1980-83
Carter Stanley	4	2016-19
5. Peyton Bender	3	2017-18
David Jaynes	3	1971-73

200-Yard Passing Games	No.	Years
1. Todd Reesing	32	2006-08
2. Carter Stanley	13	2016-19
Bill Whittemore	13	2002-03
4. Mike Norseth	12	1984-85
Frank Seurer	12	1980-83
6. Kelly Donohoe	10	1986-89
David Jaynes	10	1971-73
8. Adam Barmann	8	2003-06

### Most Career Yards vs. One Opponent

1,285 - Todd Reesing (4 games) vs. Missouri, 2006-09

### Consecutive Games Completing a Pass

42 - Frank Seurer (10 games in 1980, 11 games in 1981, 10 games in 1982 and 11 games in 1983)

### Most Consecutive Games With a TD Pass

24 - Todd Reesing (last five games of 2007, all 13 games in 2008 and first six games in 2009)

## SEASON RECORDS

Total Yards	Yards	Year
1. Todd Reesing, Jr.	3,888	2008
2. Todd Reesing, Sr.	3,616	2009
3. Todd Reesing, So.	3,486	2007
4. Carter Stanley, Sr.	2,664	2019
5. Mike Norseth, Sr.	2,995	1985
6. Frank Seurer, Sr.	2,789	1983
7. Bill Whittemore, Sr.	2,385	2003
8. David Jaynes, Jr.	2,253	1972
9. David Jaynes, Sr.	2,131	1973
10. Kelly Donohoe, Sr.	2,125	1989
11. Dylon Smith, Sr.	1,963	2000
12. Mark Williams, Sr.	1,957	1995
13. Peyton Bender, Sr.	1,894	2018
14. Jordan Webb, So.	1,884	2011
15. Kelly Donohoe, Jr.	1,844	1988
16. Chip Hilleary, So.	1,730	1990
17. Ryan Willis, Fr.	1,719	2015
18. Michael Cummings, Jr.	1,715	2014
19. Mike Norseth, Jr.	1,682	1984
20. Bill Whittemore, Jr.	1,666	2002

Completions	No.	Year
1. Todd Reesing, Jr.	329	2008
2. Todd Reesing, Sr.	313	2009
3. Todd Reesing, So.	276	2007
4. Mike Norseth, Sr.	227	1985
5. Carter Stanley, Sr.	226	2019
6. Frank Seurer, Sr.	187	1983
7. Peyton Bender, Sr.	183	2018
8. Jordan Webb, So.	179	2011
9. Mark Williams, Sr.	174	1995
10. David Jaynes, Sr.	172	1973

Attempts	No.	Year
1. Todd Reesing, Sr.	496	2009
2. Todd Reesing, Jr.	495	2008
3. Todd Reesing, So.	446	2007
4. Mike Norseth, Sr.	408	1985
5. Carter Stanley, Sr.	371	2019
6. Frank Seurer, Sr.	353	1983
7. David Jaynes, Sr.	330	1973
8. Peyton Bender, Sr.	321	2018
9. Ryan Willis, Fr.	315	2015
10. Dylon Smith, Sr.	306	2000

Touchdown Passes	No.	Year
1. Todd Reesing, So.	33	2007
2. Todd Reesing, Jr.	32	2008
3. Carter Stanley, Sr.	24	2019
4. Todd Reesing, Sr.	22	2009
5. Bill Whittemore, Sr.	18	2003
6. Mike Norseth, Sr.	15	1985
David Jaynes, Jr.	15	1972
8. Mark Williams, Sr.	14	1995
Frank Seurer, Sr.	14	1983
Dick Gilman, Jr.	14	1948

Percentage (min. 100 att.)	Pct.	Year
1. Todd Reesing, Jr.	66.5 (329-of-495)	2008
2. Jordan Webb, So.	63.7 (179-of-281)	2011
3. Todd Reesing, Sr.	63.1 (313-of-496)	2009
4. Montell Cozart, Jr.	62.9 (66-of-105)	2015
5. Todd Reesing, So.	61.9 (276-of-446)	2007
6. Mark Williams, Sr.	61.7 (174-of-282)	1995
7. Ryan Willis, So.	61.5 (72-of-117)	2016
8. Asheiki Preston, Jr.	61.0 (97-of-159)	1993
9. Carter Stanley, Sr.	60.9 (226-of-371)	2019
10. Bill Whittemore, Sr.	60.5 (159-of-263)	2003
11. Carter Stanley, RFr.	59.6 (93-of-156)	2016
12. Montell Cozart, R Jr.	58.6 (112-of-191)	2016
13. Chip Hilleary, Sr.	57.6 (129-of-224)	1990
14. Peyton Bender, Sr.	57.0 (183-of-321)	2018
15. Mike Norseth, Jr.	56.9 (136-of-239)	1984

Yards Per Game	Yards	Year
1. Todd Reesing, Sr.	301.3	2009
2. Todd Reesing, Jr.	299.1	2008
3. Todd Reesing, So.	268.2	2007
4. Frank Seurer, Sr.	253.5	1983
5. Mike Norseth, Sr.	249.6	1985

400-Yard Games	No.	Year
1. Todd Reesing, Sr.	3	2009
2. Seven Players With One		
(Most recent: Carter Stanley vs. Texas Tech, 2019)		

300-Yard Games	No.	Year
1. Todd Reesing, Jr.	8	2008
2. Todd Reesing, Sr.	5	2009
Todd Reesing, So.	5	2007
4. Mike Norseth, Sr.	4	1985
Frank Seurer, Sr.	4	1983

200-Yard Games	No.	Year
1. Todd Reesing, Sr.	11	2009
Todd Reesing, Jr.	11	2008
3. Todd Reesing, So.	10	2007
4. Carter Stanley, Sr.	8	2019
Bill Whittemore, Sr.	8	2003
Mike Norseth, Sr.	8	1985

### Consecutive 200-Yard Passing Games

12 - Todd Reesing (last 5 of 2007, first 7 of 2008)

11 - Todd Reesing (last 4 of 2008, first 7 of 2009)

9 - Mike Norseth (last 4 of 1984, first 5 of 1985)

Consec. Games w/TD Pass	No.	Year
1. Todd Reesing, Jr.	13	2008
2. Todd Reesing, So.	7	2007
3. Ryan Willis, Fr.	6	2015
Todd Reesing, Sr.	6	2009
Kerry Meier, Fr.	6	2006
Bill Whittemore, Jr.	6	2002
Bobby Douglass, Sr.	6	1968



**TODD REESING** - Holds the Kansas records for career, season and game passing yards, completions and touchdowns, among other records. Reesing finished his career with 11,194 passing yards, 932 completions and 90 passing touchdowns.

## GAME RECORDS

Total Yards	Yards	Opponent, Date
1. Todd Reesing, Sr.	498	vs. Missouri, 11-28-09
2. Mike Norseth, Sr.	480	vs. Vanderbilt, 9-14-85
3. Todd Reesing, Sr.	442	vs. Iowa State, 10-10-09
4. Bill Whittemore, Sr.	422	vs. Colorado, 10-11-03
5. Carter Stanley, Sr.	418	vs. Kansas State, 10-28-17
6. Carter Stanley, Sr.	415	vs. Texas Tech, 10-26-20
7. Todd Reesing, Jr.	412	vs. Louisiana Tech, 9-6-08
8. Kelly Donohoe, Sr.	411	vs. Iowa State, 10-7-89
9. Adam Barmann, Sr.	405	vs. Nebraska, 9-30-06
10. Todd Reesing, Sr.	401	vs. Colorado, 10-17-09
David Jaynes, Jr.	401	vs. Washington St., 9-9-72
12. Frank Seurer, Sr.	394	vs. Colorado, 11-5-83
David Jaynes, Jr.	394	vs. Tennessee, 10-6-73
14. Frank Seurer, Sr.	385	vs. USC, 9-24-83
15. Todd Reesing, Jr.	381	vs. South Florida, 9-12-08
16. Todd Reesing, Jr.	375	vs. Missouri, 11-29-08
17. Todd Reesing, Sr.	368	vs. FIU, 9-22-07
18. Peyton Bender, Jr.	364	vs. SEMO, 9-2-17
19. Todd Reesing, Sr.	354	vs. Nebraska, 11-3-07
Frank Seurer, Sr.	354	vs. Missouri, 11-19-83
21. Todd Reesing, Sr.	349	vs. Missouri, 11-24-07
22. Ryan Willis, Sr.	348	vs. TCU, 10-8-16
23. Peyton Bender, Jr.	343	vs. Ohio, 9-16-17
24. Todd Reesing, Sr.	338	vs. Duke, 9-19-09
25. Michael Cummings, Jr.	332	vs. TCU, 11-15-14

Completions	No.	Opponent, Date
1. Todd Reesing, Sr.	37	vs. Missouri, 11-28-09
Todd Reesing, Sr.	37	vs. Iowa State, 10-10-09
Todd Reesing, Jr.	37	vs. Missouri, 11-29-08
Todd Reesing, Jr.	37	vs. FIU, 8-30-08
5. Ryan Willis, Fr.	35	vs. Texas Tech, 10-17-15
David Jaynes, Sr.	35	vs. Tennessee, 10-6-73
7. Todd Reesing, Jr.	34	vs. South Florida, 9-12-08
8. Peyton Bender, Jr.	32	vs. Central Michigan, 9-9-17
Todd Reesing, Jr.	32	vs. Louisiana Tech, 9-6-08
10. Ryan Willis, Sr.	31	vs. TCU, 10-8-16
11. Todd Reesing, Sr.	30	vs. Nebraska, 11-3-07
Adam Barmann, Sr.	30	vs. Northwestern, 9-18-04
13. Mike Orth, Sr.	29	vs. North Carolina, 9-13-86
14. Todd Reesing, Sr.	28	vs. Missouri, 11-24-07
Mike Norseth, Sr.	28	vs. Florida State, 9-28-85

Percentage (Min. 10 Comp.)	Pct. (C-A)	Opponent, Date
1. Dylon Smith, Jr.	86.7 (13-15)	vs. CS-Northridge, 9-11-99
2. Asheiki Preston, Jr.	85.7 (12-14)	vs. Colorado St., 10-2-93
Steve Smith, Jr.	85.7 (12-14)	vs. Syracuse, 10-4-80
Brian Bethke, Sr.	85.7 (12-14)	vs. Kansas State, 11-3-79
5. Todd Reesing, Jr.	84.2 (32-38)	vs. Louisiana Tech, 9-6-08
6. Asheiki Preston, Sr.	82.4 (14-17)	vs. Houston, 9-1-94
7. Todd Reesing, Sr.	80.7 (21-26)	vs. Iowa State, 11-17-07
8. Bill Whittemore, Sr.	80.0 (12-15)	vs. Wyoming, 9-13-03
Kelly Donohoe, Sr.	80.0 (12-15)	vs. Kent State, 9-16-89
10. Todd Reesing, Jr.	79.4 (27-34)	vs. Colorado, 10-11-08

Consecutive Comp.	No.	Opponent, Date
1. Todd Reesing, Jr.	14	vs. Minnesota, 12-31-08
2. Mark Williams, Sr.	12	vs. Iowa State, 10-14-95
Mike Norseth, Sr.	12	vs. Florida State, 9-28-85

Attempts	No.	Opponent, Date
1. Peyton Bender, Jr.	62	vs. SEMO, 9-2-17
2. David Jaynes, Sr.	58	vs. Tennessee, 10-6-73
3. Todd Reesing, Sr.	55	vs. Missouri, 11-28-09
4. Adam Barmann, Sr.	54	vs. Nebraska, 9-30-06
5. Todd Reesing, Jr.	52	vs. FIU, 8-30-08
Frank Seurer, Sr.	52	vs. Colorado, 11-5-83
7. Todd Reesing, Sr.	51	vs. Colorado, 10-17-09
Todd Reesing, Jr.	51	vs. Missouri, 11-29-08
Todd Reesing, Jr.	51	vs. South Florida, 9-12-08
10. Ryan Willis, Fr.	50	vs. Texas Tech, 10-17-15
Jason Swanson, Sr.	50	vs. Colorado, 10-22-05
Mike Orth, Sr.	50	vs. North Carolina, 9-13-86
13. Todd Reesing, Sr.	49	vs. Iowa State, 10-10-09
Todd Reesing, Sr.	49	vs. Missouri, 11-24-07
Adam Barmann, Sr.	49	vs. Nebraska, 10-2-04
16. Carter Stanley, Jr.	48	vs. Kansas State, 10-28-17
Adam Barmann, Sr.	48	vs. Northwestern, 9-18-04
Kelly Donohoe, Sr.	48	vs. Iowa State, 10-7-89
19. Carter Stanley, Sr.	47	vs. Texas, 10-19-20
Peyton Bender, Jr.	47	vs. Ohio, 9-16-17

Touchdown Passes	No.	Opponent, Date
1. Todd Reesing, Sr.	6	vs. Nebraska, 11-3-07
2. Ralph Miller, Sr.	5	vs. Washburn, 10-8-38
3. Carter Stanley, Sr.	4	vs. Texas, 10-19-20
Peyton Bender, Jr.	4	vs. SEMO, 9-2-17
Todd Reesing, Sr.	4	vs. Missouri, 11-28-09
Todd Reesing, Sr.	4	vs. Iowa State, 10-10-09
Todd Reesing, Jr.	4	vs. Minnesota, 12-31-08
Todd Reesing, Jr.	4	vs. Missouri, 11-29-08
Todd Reesing, Sr.	4	vs. Iowa State, 11-17-07
Todd Reesing, Sr.	4	vs. Toledo, 9-15-07
Todd Reesing, Sr.	4	vs. Central Michigan, 9-1-07
Jason Swanson, Sr.	4	vs. Houston, 12-23-05
Adam Barmann, Sr.	4	vs. Toledo, 9-11-04
Adam Barmann, Sr.	4	vs. Texas A&M, 11-1-03
Bill Whittemore, Sr.	4	vs. Wyoming, 9-13-03
Matt Johner, Jr.	4	vs. Utah, 9-28-96
Chip Hilleary, Sr.	4	vs. Iowa State, 10-17-92
Kelly Donohoe, Sr.	4	vs. Louisville, 9-9-89
Mike Orth, Sr.	4	vs. Southern Illinois, 10-4-86
Mike Norseth, Sr.	4	vs. Eastern Illinois, 10-5-85

## YEARLY LEADERS

Year	Player	C	A	Pct.	Int.	TD	Yds.
1937	Lyman Diven, Jr.	21	60	.350	3	--	207
1938	Ralph Miller, Sr.	25	53	.472	2	--	407
1939	Ralph Miller, Jr.	23	37	.622	4	--	261
1940	Ed Hall, Jr.	22	52	.420	8	--	251
1941	Ralph Miller, Sr.	54	100	.540	12	3	657
1942	Ray Evans, Sr.	101	200	.505	9	7	1,117
1943	Bob George	18	37	.486	3	--	288
1944	Charlie Moffatt, Sr.	24	58	.413	4	--	222
1945	George Gear, Jr.	21	58	.362	4	--	223
1946	Ray Evans, Jr.	17	39	.435	4	5	379
1947	Ray Evans, Sr.	30	60	.500	0	4	598
1948	Dick Gilman, Jr.	44	129	.341	14	14	945
1949	Dick Gilman, Sr.	49	118	.415	16	4	885
1950	Chet Strehlow, Sr.	32	88	.363	12	8	651
1951	Jerry Robertson, Jr.	54	113	.478	8	10	925
1952	Jerry Robertson, Sr.	55	101	.545	11	6	868
1953	John McFarland, Sr.	28	79	.354	7	1	343
1954	Bev Buller, Jr.	18	51	.353	9	3	303
1955	Wally Strauch, Sr.	28	76	.368	11	3	498
1956	Wally Strauch, Jr.	32	80	.400	10	5	596
1957	Wally Strauch, Sr.	26	43	.604	3	3	320
1958	Larry McKnown, Sr.	10	23	.435	1	2	219
1959	Lee Flachsbarth, Sr.	14	27	.518	3	2	345
1960	John Hadl, Jr.	43	87	.494	5	3	566
1961	John Hadl, Sr.	44	93	.473	6	7	665
1962	Roger McFarland, Sr.	28	86	.325	4	--	366
1963	Steve Renko, Sr.	31	86	.360	8	3	505
1964	Bobby Skahan, Sr.	41	78	.525	1	2	550
1965	Bill Fenton, Jr.	35	104	.337	9	2	500
1966	Bobby Skahan, Sr.	23	47	.489	5	0	299
1967	Bobby Douglass, Jr.	82	173	.474	11	7	1,326
1968	Bobby Douglass, Sr.	84	168	.500	6	12	1,316
1969	Phil Basler, Sr.	40	110	.364	8	4	746
1970	Dan Heck, Jr.	81	188	.431	15	10	1,169
1971	David Jaynes, Sr.	64	137	.467	8	7	748
1972	David Jaynes, Jr.	153	287	.533	21	15	2,253
1973	David Jaynes, Sr.	172	330	.521	9	13	2,131
1974	Scott McMichael, Sr.	74	156	.474	13	5	1,044
1975	Nolan Cromwell, Jr.	20	49	.408	4	3	333
1976	Nolan Cromwell, Sr.	13	43	.302	3	1	273
1977	Brian Bethke, Jr.	23	53	.434	5	1	384
1978	Harry Sydney, Sr.	44	107	.411	8	2	605
1979	Brian Bethke, Sr.	59	108	.550	5	5	874
1980	Frank Seurer, Jr.	64	146	.438	11	5	797
1981	Frank Seurer, Sr.	89	176	.506	11	4	1,199
1982	Frank Seurer, Jr.	127	259	.490	15	7	1,625
1983	Frank Seurer, Sr.	187	353	.530	19	14	2,789
1984	Mike Norseth, Jr.	136	239	.569	6	9	1,682
1985	Mike Norseth, Sr.	227	408	.556	11	15	2,995
1986	Mike Orth, Sr.	144	290	.496	12	7	1,548
1987	Kelly Donohoe, Sr.	72	144	.500	12	3	981
1988	Kelly Donohoe, Jr.	131	258	.508	13	9	1,844
1989	Kelly Donohoe, Sr.	141	256	.551	13	12	2,125
1990	Chip Hilleary, Sr.	129	224	.576	11	7	1,730
1991	Chip Hilleary, Jr.	98	188	.521	5	6	1,267
1992	Chip Hilleary, Sr.	106	215	.493	11	12	1,583
1993	Asheiki Preston, Jr.	97	159	.610	3	3	1,233
1994	Asheiki Preston, Sr.	88	156	.564	6	7	1,168
1995	Mark Williams, Sr.	174	282	.617	10	14	1,957
1996	Matt Johner, Jr.	96	185	.519	4	10	1,232
1997	Zac Wegner, Sr.	66	144	.458	5	4	970
1998	Zac Wegner, Jr.	91	186	.489	6	7	1,367
1999	Dylon Smith, Jr.	135	263	.513	7	12	1,599
2000	Dylon Smith, Sr.	140	306	.458	11	10	1,963
2001	Mario Kinsey, Fr.	88	202	.436	11	7	1,215
2002	Bill Whittemore, Jr.	151	305	.495	6	11	1,666
2003	Bill Whittemore, Sr.	159	263	.605	6	18	2,385
2004	Adam Barmann, Sr.	141	262	.538	9	12	1,427
2005	Jason Swanson, Sr.	105	190	.553	10	7	1,223
2006	Kerry Meier, Fr.	104	184	.565	10	13	1,193
2007	Todd Reesing, Sr.	276	446	.619	7	33	3,486
2008	Todd Reesing, Jr.	495	329	.665	13	32	3,888
2009	Todd Reesing, Sr.	313	496	.631	10	22	3,616
2010	Jordan Webb, Fr.	121	214	.565	8	7	1,195
2011	Jordan Webb, Sr.	179	281	.637	12	13	1,884
2012	Dayne Crist, Sr.	103	216	.477	9	4	1,313
2013	Jake Heaps, Jr.	128	261	.490	10	8	1,414
2014	Michael Cummings, Jr.	137	244	.561	6	9	1,715
2015	Ryan Willis, Fr.	164	315	.521	10	9	1,719
2016	Montell Cozart, Jr.	112	191	.586	9	7	1,075
2017	Peyton Bender, Jr.	148	273	.542	10	10	1,609
2018	Peyton Bender, Sr.	183	321	.570	3	13	1,894
2019	Carter Stanley, Sr.	226	371	.609	11	24	2,664
2020	Jalon Daniels, Fr.	76	152	.500	4	1	718
2021	Jason Bean, Sr.	102	182	.560	6	6	1,252



# RECEIVING RECORDS

## CAREER RECORDS

Total Yards	Yards	Years
1. Dezmon Briscoe	3,240	2007-09
2. Steven Sims Jr.	2,582	2015-18
3. Kerry Meier	2,309	2006-09
4. Willie Vaughn	2,266	1985-88
5. Mark Simmons	2,161	2002-05
6. Richard Estell	1,997	1982-85
7. Emmett Edwards	1,808	1972-74
8. Bob Johnson	1,779	1981-83
9. Brandon Rideau	1,636	2001-04
10. Marcus Henry	1,599	2004-07
11. Termaine Fulton	1,565	1997-2001
12. Kwamie Lassiter II	1,550	2017-22
13. Quintin Smith	1,547	1987-89
14. Harrison Hill	1,535	1997-2001
15. Dexton Fields	1,518	2005-08
16. David Verser	1,476	1977-80
17. Isaac Byrd	1,441	1994-96
18. Bruce Adams	1,438	1972-74
19. Kenny Drayton	1,427	1988-91
20. Charles Gordon	1,252	2003-05

Receptions	No.	Years
1. Kerry Meier	226	2006-09
2. Dezmon Briscoe	219	2007-09
3. Steven Sims Jr.	214	2015-18
4. Mark Simmons	155	2002-05
5. Kwamie Lassiter II	148	2017-22
6. Willie Vaughn	133	1985-88
7. Brandon Rideau	131	2001-04
8. Dexton Fields	129	2005-08
9. Clark Green	122	2002-05
10. Richard Estell	117	1982-85
11. Harrison Hill	108	1997-2001
12. Charles Gordon	106	2003-05
13. Emmett Edwards	105	1972-74
14. Marcus Henry	104	2004-07
15. Isaac Byrd	101	1995-96
16. Daymond Patterson	98	2008-12
17. Derek Fine	98	2003-07
18. Kenny Drayton	97	1988-91
19. Quintin Smith	97	1987-89
20. Ashaundai Smith	91	1992-95

Touchdown Receptions	No.	Years
1. Dezmon Briscoe	31	2007-09
2. Steven Sims Jr.	19	2015-18
3. Kerry Meier	18	2006-09
4. Willie Vaughn	17	1985-88
5. Bruce Adams	17	1972-74
6. Mark Simmons	16	2002-05
7. Dexton Fields	15	2005-08
8. Brandon Rideau	14	2001-04
9. Marcus Henry	13	2004-07
10. Isaac Byrd	12	1994-96
11. Jimmay Mundine	11	2011-14
12. Termaine Fulton	11	1997-2001
13. David Verser	11	1977-80
14. Derek Fine	10	2003-07
15. Dwayne Chandler	10	1990-93
16. Bob Johnson	10	1981-83

### Average Yards Per Catch

(Min. 50 catches)	
21.18	Dwayne Chandler 1990-93 (54 for 1,144)
(Min. 100 catches)	
17.2	Emmett Edwards 1972-74 (105 for 1,808)

### 100-Yard Games

1. Dezmon Briscoe	14 (7 in 2008, 7 in 2009)
2. Kerry Meier	10 (5 in 2008, 5 in 2009)
3. Steven Sims Jr.	8 (4 in 2016, 3 in 2017, 1 in 2018)
4. Willie Vaughn	8 (2 in 1985, 2 in 1987, 4 in 1988)
5. Richard Estell	6 (1 in 1983, 1 in 1984, 4 in 1985)
6. Bob Johnson	6 (1 in 1982, 5 in 1983)

Receptions By A Tight End	No.	Years
1. Derek Fine	98	2003-07
2. John Mosier	87	1967-69
3. Jimmay Mundine	86	2011-14
4. John Baker	78	1986-89
5. John Schroll	68	1970-72

Receptions By A Running Back	No.	Years
1. Clark Green	122	2002-05
2. Jake Sharp	86	2006-09
3. James Sims	72	2010-13
4. June Henley	61	1993-96
5. Robert Miller	56	1972-74

## SEASON RECORDS

Yards	Yards	Year
1. Dezmon Briscoe, So.	1,407	2008
2. Dezmon Briscoe, Jr.	1,337	2009
3. Bob Johnson, Sr.	1,144	1983
4. Richard Estell, Sr.	1,109	1985
5. Kerry Meier, Jr.	1,045	2008
6. Marcus Henry, Sr.	1,014	2007
7. Kerry Meier, Sr.	985	2009
8. Quintin Smith, Sr.	898	1989
9. Steven Sims Jr., So.	859	2016
10. Isaac Byrd, Sr.	840	1996
11. Steven Sims Jr., Jr.	839	2017
12. Dexton Fields, Jr.	834	2007
13. Andrew Parchment, Jr.	831	2019
14. Willie Vaughn, Sr.	812	1988
15. Emmett Edwards, Jr.	802	1973
16. Charles Gordon, Fr.	769	2003
17. Mark Simmons, So.	769	2003
18. LaQuvionte Gonzalez, Jr.	729	2016
19. Stephon Robinson Jr., Jr.	727	2019
20. Bruce Adams, So.	704	1972

Receptions	No.	Year
1. Kerry Meier, Sr.	102	2009
2. Kerry Meier, Jr.	97	2008
3. Dezmon Briscoe, So.	92	2008
4. Dezmon Briscoe, Jr.	84	2009
5. Steven Sims Jr., So.	72	2016
6. Richard Estell, Sr.	70	1985
7. Andrew Parchment, Jr.	65	2019
8. Dexton Fields, Jr.	63	2007
9. LaQuvionte Gonzalez, Jr.	62	2016
10. Daymond Patterson, Jr.	60	2010
11. Steven Sims Jr., Jr.	59	2017
12. Kwamie Lassiter II, Sr.	59	2021
13. Charles Gordon, Sr.	57	2003
14. Marcus Henry, Sr.	54	2007
15. Steven Sims Jr., Sr.	53	2018
16. Isaac Byrd, Sr.	53	1996
17. Brandon Rideau, Sr.	51	2004
18. Brandon Rideau, Jr.	51	2003
19. Quintin Smith, Sr.	50	1989
20. Emmett Edwards, Jr.	49	1973

Touchdown Receptions	No.	Year
1. Dezmon Briscoe, So.	15	2008
2. Marcus Henry, Sr.	10	2007
3. Dezmon Briscoe, Jr.	9	2009
4. Stephon Robinson Jr., Jr.	8	2019
5. Kerry Meier, Sr.	8	2009
6. Kerry Meier, Jr.	8	2008
7. Quintin Smith, Sr.	8	1989
8. Bruce Adams, So.	8	1972
9. Andrew Parchment, Jr.	7	2019
10. Steven Sims Jr., So.	7	2016
11. Dezmon Briscoe, Fr.	7	2007
12. Brandon Rideau, Sr.	7	2004
13. Mark Simmons, So.	7	2003
14. Isaac Byrd, Sr.	7	1996
15. Bruce Adams, Jr.	7	1973
16. Steven Sims Jr., Jr.	6	2017
17. Dexton Fields, Jr.	6	2007
18. Brandon Rideau, Jr.	6	2003
19. Dwayne Chandler, Jr.	6	1992
20. Willie Vaughn, Sr.	6	1988

### Yards Per Catch

(Min. 10 catches)	30.2, Termaine Fulton, So., 1998 (10 for 302)
(Min. 25)	26.9, Willie Vaughn, Jr., 1987 (25 for 672)
(Min. 35)	20.8, Willie Vaughn, Sr., 1988 (39 for 812)
(Min. 50)	19.7, Bob Johnson, Sr., 1983 (58 for 1,144)

100-Yard Games	No.	Year
1. Dezmon Briscoe, Jr.	7	2009
2. Dezmon Briscoe, So.	7	2008
3. Kerry Meier, Sr.	5	2009
4. Kerry Meier, Jr.	5	2008
5. Marcus Henry, Sr.	5	2007
6. Bob Johnson, Sr.	5	1983
7. Andrew Parchment, Jr.	4	2019
8. Steven Sims Jr., So.	4	2016
9. Isaac Byrd, Sr.	4	1996
10. Willie Vaughn, Sr.	4	1988
11. Richard Estell, Sr.	4	1985

Consec. 100-Yard Games	No.	Year
1. Dezmon Briscoe, So.	4	2008
2. Kerry Meier, Sr.	3	2009
3. Kerry Meier, Jr.	3	2008
4. Marcus Henry, Sr.	3	2007
5. Isaac Byrd, Sr.	3	1996
6. Willie Vaughn, Sr.	3	1988
7. Bob Johnson, Sr.	3	1983

Rec. By A Tight End	No.	Year
1. Derek Fine, Sr.	46	2007
2. Jimmay Mundine, Sr.	45	2014
3. John Schroll, Jr.	40	1971
4. John Mosier, So.	37	1967
5. Lionel Anderson, Sr.	33	2004

Rec. By A Running Back	No.	Year
1. Clark Green, So.	44	2003
2. Clark Green, Fr.	37	2002
3. John Randle, So.	35	2004
4. Jake Sharp, Sr.	34	2009
5. Arnold Snell, So.	34	1986

## CAREER RECEIVING LEADERS



**1 DEZMON BRISCOE**  
**3,240 YARDS**  
2007-09

YEAR	G	REC	YDS	AVG	TDS
2007	13	43	496	11.5	7
2008	13	92	1,407	15.3	15
2009	11	84	1,337	15.9	9
<b>TOTALS</b>	<b>37</b>	<b>219</b>	<b>3,240</b>	<b>14.8</b>	<b>31</b>



**2 STEVEN SIMS JR.**  
**2,582 YARDS**  
2015-18

YEAR	G	REC	YDS	AVG	TDS
2015	11	30	349	11.6	2
2016	12	72	859	11.9	7
2017	11	59	839	14.2	6
2018	12	53	535	10.1	4
<b>TOTALS</b>	<b>46</b>	<b>214</b>	<b>2,582</b>	<b>12.1</b>	<b>19</b>



**3 KERRY MEIER**  
**2,309 YARDS**  
2006-09

YEAR	G	REC	YDS	AVG	TDS
2006	8	1	5	5.0	0
2007	13	26	274	10.5	2
2008	13	97	1,045	10.8	8
2009	13	102	985	9.7	8
<b>TOTALS</b>	<b>47</b>	<b>226</b>	<b>2,309</b>	<b>10.2</b>	<b>18</b>



**4 WILLIE VAUGHN**  
**2,266 YARDS**  
1985-88

YEAR	G	REC	YDS	AVG	TDS
1985	12	28	441	15.8	5
1986	10	41	341	8.3	2
1987	11	25	672	26.9	4
1988	10	39	812	20.8	6
<b>TOTALS</b>	<b>43</b>	<b>133</b>	<b>2,266</b>	<b>17.0</b>	<b>17</b>



**5 MARK SIMMONS**  
**2,161 YARDS**  
2002-05

YEAR	G	REC	YDS	AVG	TDS
2002	12	23	208	9.0	2
2003	13	40	769	19.2	7
2004	11	48	553	11.5	3
2005	12	44	631	14.3	4
<b>TOTALS</b>	<b>48</b>	<b>155</b>	<b>2,161</b>	<b>13.9</b>	<b>16</b>



**6 RICHARD ESTELL**  
**1,997 YARDS**  
1982-85

YEAR	G	REC	YDS	AVG	TDS
1983	11	22	388	17.6	1
1984	9	25	500	20.0	3
1985	12	70	1,109	15.8	4
<b>TOTALS</b>	<b>32</b>	<b>117</b>	<b>1,997</b>	<b>17.1</b>	<b>8</b>



**KERRY MEIER** - Holds the Kansas record for most receptions in a career (226) while also ranking in the top-3 in several career receiving categories, including total yards (2,309), touchdowns (18) and 100-yard games (10).

## GAME RECORDS

Total Yards	Yards	Opponent, Date
1. Dezmon Briscoe, So.	269	vs. Oklahoma, 10-18-08
2. Dezmon Briscoe, Jr.	242	vs. Missouri, 11-28-09
3. Steven Sims Jr., Jr.	233	vs. Kansas State, 10-28-17
4. Quintin Smith, Sr.	221	vs. Louisville, 9-9-89
5. Bob Johnson, Sr.	208	vs. Kansas State, 10-15-83
6. Bob Johnson, Sr.	203	vs. Colorado, 11-5-83
7. Dezmon Briscoe, So.	201	vs. Minnesota, 12-31-08
8. Marcus Henry, Sr.	199	vs. Oklahoma State, 11-10-07
9. Darren Green, Sr.	197	vs. USC, 9-24-83
10. Richard Estell, Sr.	187	vs. Indiana State, 9-21-85
11. Stephen Robinson Jr., Jr.	186	vs. Texas Tech, 10-10-07
Dezmon Briscoe, Jr.	186	vs. Iowa State, 10-10-09
13. Dezmon Briscoe, Jr.	181	vs. Texas Tech, 10-31-09
14. Johnathan Wilson, So.	179	vs. USF, 9-12-08
15. Isaac Byrd, Sr.	178	vs. Kansas State, 11-9-96
16. Dezmon Briscoe, So.	176	vs. Nebraska, 11-8-08
17. Bob Johnson, Sr.	175	vs. Missouri, 11-19-83
18. Richard Estell, Sr.	174	vs. Vanderbilt, 9-14-85
19. Quintin Smith, Sr.	169	vs. Nebraska, 11-11-89
Richard Estell, Sr.	169	vs. Missouri, 11-23-85

Receptions	No.	Opponent, Date
1. Kerry Meier, Sr.	16	vs. Iowa State, 10-10-09
2. Dezmon Briscoe, Jr.	14	vs. Missouri, 11-28-09
Dezmon Briscoe, So.	14	vs. Minnesota, 12-31-08
Kerry Meier, Jr.	14	vs. Missouri, 11-29-08
5. Dezmon Briscoe, Jr.	12	vs. Iowa State, 10-10-09
Dezmon Briscoe, So.	12	at Oklahoma, 10-18-08
7. Kerry Meier, Sr.	11	at Colorado, 10-17-09
Kerry Meier, Jr.	11	at South Florida, 9-12-08
Dexton Fields, Jr.	11	vs. Iowa State, 11-17-07
Isaac Byrd, Sr.	11	vs. Iowa State, 11-2-96
Quintin Smith, Sr.	11	vs. Louisville, 9-9-89
Willie Vaughn, So.	11	vs. Colorado, 11-8-86
13. Steven Sims Jr.,	10	vs. Oklahoma State, 9-29-18
Kerry Meier, Sr.	10	vs. Missouri, 11-28-09
Kerry Meier, Sr.	10	vs. Southern Miss., 9-26-09
Kerry Meier, Jr.	10	vs. Minnesota, 12-31-08
Johnathan Wilson, So.	10	at USF, 9-12-08

Touchdown Receptions	No.	Opponent, Date
1. Quintin Smith, Sr.	4	vs. Louisville, 9-9-89
2. Dezmon Briscoe, So.	3	vs. Minnesota, 12-31-08
Dezmon Briscoe, So.	3	vs. FIU, 8-30-08
Marcus Henry, Sr.	3	vs. Oklahoma State, 11-10-07
Dezmon Briscoe, Fr.	3	vs. Nebraska, 11-03-07

## Average Yards Per Catch

(Min. 5 catches)	(Min. 8 catches)	(Min. 10 catches)
32.2 Willie Vaughn vs. Oklahoma, 1988 (5 for 161)	25.8 Steven Sims Jr. vs. Kansas State, 2017 (9 for 233)	20.8 Bob Johnson vs. Kansas State, 1983 (10 for 208)

## Longest Pass Play

	Yards	Opponent, Date
1. Kelly Donohoe to Willie Vaughn	98	vs. Colorado, 1987
2. Bill Fenton to Willie Smith	97	vs. Texas Tech, 1965
3. Carter Stanley to LaQuvionte Gonzalez	95	vs. Kansas State, 2016
4. Kelly Donohoe to Willie Vaughn	89	vs. Nebraska, 1988
5. Mike Norseth to Richard Estell	87	vs. Missouri, 1984
6. Todd Reising to Marcus Henry	82	vs. Oklahoma St., 2007
7. Kelly Donohoe to Quintin Smith	80 <sup>†</sup>	vs. Nebraska, 1989
Frank Seurer to Bob Johnson	80	vs. Oklahoma St., 1982
Norris Banks to David Verser	80	vs. Texas A&M, 1977
Larry McKown to Homer Floyd	80	vs. Missouri, 1958
Dick Gilman to Bryan Sperry	80	vs. Nebraska, 1948
12. Phil Basler to Ron Jessie	79	vs. Missouri, 1969
13. Michael Cummings to Nigel King	78	vs. TCU, 2014
Adam Barmann to Brandon Rideau	78	vs. Oklahoma, 2004
15. Peyton Bender to Steven Sims Jr.	77	vs. SMO, 2017
Jake Heaps to Tony Pierson	77	vs. Rice, 2013
Mario Kinsey to Roger Ross	77	vs. Oklahoma, 2001
Dylen Smith to Roger Ross	77	vs. Oklahoma, 2000
Dylen Smith to Michael Chandler	77	vs. Nebraska, 1999
Zac Wegner to Termaine Fulton	77	vs. Texas, 1997
Matt Johner to Isaac Byrd	77	vs. Nebraska, 1996
Kelly Donohoe to Kenny Drayton	77	vs. Kent State, 1989

<sup>†</sup> - non-scoring



# 100 YARD RECEIVING GAMES

(SINCE 1974)

Rec.-Yds.	Player	Opponent	Year
4-107	Emmett Edwards, Sr.	Florida State	1974
5-121	Emmett Edwards, Sr.	Texas A&M	1974
3-123	Waddell Smith, Sr.	Wisconsin	1976
3-102	David Verser, Sr.	Kansas State	1978
5-100	David Verser, Jr.	Syracuse	1979
4-109	David Verser, Sr.	Syracuse	1980
3-103	David Verser, Sr.	Kansas State	1980
2-107	David Verser, Sr.	Colorado	1980
5-131	Wayne Capers, Jr.	Colorado	1981
4-128	Robert Johnson, Jr.	TCU	1982
7-197	Darren Green, Sr.	USC	1983
3-154	Robert Johnson, Sr.	Iowa State	1983
10-208	Robert Johnson, Sr.	Kansas State	1983
8-105	Robert Johnson, Sr.	Okla. State	1983
5-144	Richard Estell, Sr.	Nebraska	1983
7-108	Sandy McGee, Jr.	Missouri	1983
8-175	Robert Johnson, Sr.	Missouri	1983
6-141	Johnny Holloway, Sr.	Florida State	1984
3-120	Richard Estell, Jr.	Missouri	1984
6-107	Johnny Holloway, Jr.	Hawaii	1985
6-153	Willie Vaughn, Jr.	Vanderbilt	1985
9-174	Richard Estell, Sr.	Vanderbilt	1985
7-187	Richard Estell, Sr.	Indiana State	1985
5-117	Willie Vaughn, Jr.	E. Illinois	1985
8-126	Richard Estell, Sr.	Colorado	1985
8-169	Richard Estell, Sr.	Missouri	1985
5-156	Willie Vaughn, Jr.	Kansas State	1987
6-120	Quintin Smith, Sr.	Iowa State	1987
6-106	Willie Vaughn, Jr.	Okla. State	1987
5-113	Willie Vaughn, Jr.	N.M. State	1988
4-114	Willie Vaughn, Sr.	Nebraska	1988
6-110	Willie Vaughn, Sr.	Colorado	1988
5-161	Willie Vaughn, Sr.	Oklahoma	1988
11-221	Quintin Smith, Sr.	Louisville	1989
2-120	Kenny Drayton, Sr.	Kansas State	1989
6-152	Jim New, Sr.	Iowa State	1989
4-100	Kenny Drayton, Sr.	Okla. State	1989
9-169	Quintin Smith, Sr.	Nebraska	1989
5-105	Chad Fette, Sr.	Louisville	1990
4-116	Rob Licursi, Jr.	Kansas State	1990
9-102	Rob Licursi, Jr.	Okla. State	1990
5-111	Kenny Drayton, Jr.	Okla. State	1990
4-115	Dwayne Chandler, Jr.	Ball State	1992
5-100	Dwayne Chandler, Jr.	Iowa State	1992
3-101	Dwayne Chandler, Sr.	W. Carolina	1993
5-153	Ashaundai Smith, Jr.	Colorado	1994
6-118	Ashaundai Smith, Sr.	North Texas	1995
5-104	Isaac Byrd, Jr.	Missouri	1995
7-129	Isaac Byrd, Sr.	Texas Tech	1996
4-111	Isaac Byrd, Sr.	Nebraska	1996
11-158	Isaac Byrd, Sr.	Iowa State	1996
9-178	Isaac Byrd, Sr.	Kansas State	1996
4-138	Termaine Fulton, Fr.	Texas	1997
4-113	Termaine Fulton, Sr.	Illinois	1998
5-107	Harrison Hill, Jr.	San Diego State	1999
5-122	Harrison Hill, Jr.	Missouri	1999
8-144	Harrison Hill, Sr.	Oklahoma	2000
8-114	Harrison Hill, Sr.	Kansas State	2000
6-101	Byron Gasaway, Jr.	Missouri	2002
5-106	Brandon Rideau, Jr.	Jacksonville St.	2003
5-107	Brandon Rideau, Jr.	Colorado	2003
6-152	Mark Simmons, Sr.	Colorado	2003
9-109	Brandon Rideau, Jr.	N.C. State	2003
8-135	Mark Simmons, Jr.	Texas	2004
8-100	Brandon Rideau, Sr.	Missouri	2004
6-106	Mark Simmons, Sr.	La. Tech	2005
6-100	Mark Simmons, Sr.	Nebraska	2005
8-108	Dexton Fields, Sr.	Nebraska	2006
8-129	Brian Murph, Sr.	Nebraska	2006
7-103	Marcus Henry, Sr.	C. Michigan	2007
5-119	Marcus Henry, Sr.	Southeastern La.	2007
7-133	Marcus Henry, Sr.	Toledo	2007
6-101	Marcus Henry, Sr.	Nebraska	2007
8-199	Marcus Henry, Sr.	Oklahoma State	2007
11-109	Dexton Fields, Jr.	Iowa State	2007
8-116	Dexton Fields, Jr.	Missouri	2007
7-101	Dexton Fields, Jr.	Virginia Tech	2007
7-146	Dezmon Briscoe, Sr.	Louisiana Tech	2008
8-130	Daymond Patterson, Fr.	Louisiana Tech	2008
10-179	Johnathan Wilson, So.	South Florida	2008
11-120	Kerry Meier, Jr.	South Florida	2008
8-136	Kerry Meier, Jr.	Sam Houston State	2008
5-124	Dezmon Briscoe, So.	Sam Houston State	2008
7-125	Kerry Meier, Jr.	Iowa State	2008
3-107	Jake Sharp, Jr.	Iowa State	2008
12-269	Dezmon Briscoe, So.	Oklahoma	2008
6-176	Dezmon Briscoe, So.	Nebraska	2008
9-115	Dezmon Briscoe, So.	Texas	2008
9-115	Dezmon Briscoe, So.	Missouri	2008
14-106	Kerry Meier, Jr.	Missouri	2008
14-201	Dezmon Briscoe, So.	Minnesota	2008
10-113	Kerry Meier, Jr.	Minnesota	2008
5-115	Kerry Meier, Sr.	No. Colorado	2009
8-154	Dezmon Briscoe, Jr.	UTEP	2009
6-117	Dezmon Briscoe, Jr.	Duke	2009
10-141	Kerry Meier, Sr.	So. Mississippi	2009
12-186	Dezmon Briscoe, Jr.	Iowa State	2009
16-142	Kerry Meier, Sr.	Iowa State	2009
8-154	Dezmon Briscoe, Jr.	Colorado	2009
11-103	Kerry Meier, Sr.	Colorado	2009
9-181	Dezmon Briscoe, Jr.	Texas Tech	2009
10-127	Kerry Meier, Sr.	Nebraska	2009
5-101	Dezmon Briscoe, Jr.	Texas	2009
14-242	Dezmon Briscoe, Jr.	Missouri	2009
3-107	JaCorey Shepherd, Fr.	McNeese State	2011
3-100	Andrew Turzilli, So.	TCU	2012
6-118	Tony Pierson, Jr.	Texas Tech	2013
5-101	Nigel King, Jr.	Iowa State	2014
5-128	Nigel King, Jr.	TCU	2014
7-137	Jimmay Mundine, Sr.	TCU	2014
6-115	Tre' Parmalee, Sr.	Oklahoma State	2015
5-124	Steven Sims Jr., So.	Rhode Island	2016
4-114	Steven Sims Jr., So.	Ohio	2016
8-131	LaQuvionte Gonzalez, Jr.	TCU	2016
9-101	Steven Sims Jr., So.	TCU	2016
6-106	LaQuvionte Gonzalez, Jr.	Oklahoma State	2016
9-124	Steven Sims Jr., So.	West Virginia	2016
5-127	LaQuvionte Gonzalez, Jr.	Kansas State	2016
4-147	Steven Sims Jr., Jr.	SEMO	2017
5-102	Steven Sims Jr., Jr.	Texas Tech	2017
9-233	Steven Sims Jr., Jr.	Kansas State	2017
5-113	Steven Sims Jr., Sr.	Kansas State	2018
7-102	Pooka Williams Jr., Fr.	TCU	2018
8-121	Andrew Parchment, Jr.	Indiana State	2019
8-100	Andrew Parchment, Jr.	Boston College	2019
5-132	Andrew Parchment, Jr.	West Virginia	2019
5-131	Stephon Robinson Jr., Jr.	Oklahoma	2019
7-109	Andrew Parchment, Jr.	Texas Tech	2019
6-186	Stephon Robinson Jr., Jr.	Texas Tech	2019
7-116	Kwamie Lassiter II, Sr.	TCU	2020
5-122	Trevor Wilson, So.	Duke	2021
7-101	Kwamie Lassiter II, Sr.	Oklahoma	2021
8-101	Kwamie Lassiter II, Sr.	TCU	2021
4-105	Luke Grimm, So.	West Virginia	2021

## YEARLY LEADERS

Year	Player	No.	Yds.
1937	Max Replogle, Jr.	18	180
1938	Max Replogle, Sr.	12	259
1939	Jake Fry, So.	11	137
1940	Don Pollom, So.	14	158
1941	Ray Evans, So.	18	235
1942	Otto Schnellbacher, So.	25	366
1943	Charlie Moffatt, Fr.	15	230
1944	Dwight Sutherland, Sr.	8	148
1945	Norm Humphrey	12	212
1946	Otto Schnellbacher, Jr.	16	342
1947	Otto Schnellbacher, Sr.	17	361
1948	Bryan Sperry, Sr.	21	343
1949	Lyn Smith, So.	20	358
1950	Lyn Smith, Jr.	14	309
1951	Orban Tice, Sr.	19	363
1952	Charlie Hoag, Sr.	16	380
1953	Harold Patterson, Sr.	10	179
1954	Joe Held, So.	5	116
1955	Jim Letcavits, So.	9	169
1956	Jim Letcavits, Jr.	14	246
1957	Jim Letcavits, Jr.	10	176
1958	Homer Floyd, Sr.	15	307
1959	John Hadl, So.	7	126
1960	Curtis McClinton, Jr.	11	184
1961	Curtis McClinton, Sr.	10	166
1962	Lloyd Buzzi, Jr.	6	118
1963	Gale Sayers, Jr.	11	155
1964	Gale Sayers, Jr.	17	182
1965	Sim Stokes, Jr.	25	271
1966	Halley Kampschroeder, Sr.	18	278
1967	John Mosier, So.	37	495
1968	George McGowan, Jr.	32	592
1969	John Mosier, Sr.	25	339
1970	Ron Jessie, Sr.	18	308
1971	John Schroll, Jr.	40	491
1972	Bruce Adams, So.	39	704
1973	Emmett Edwards, Jr.	49	802
1974	Emmett Edwards, Sr.	30	542
1975	Waddell Smith, Jr.	9	197
1976	Waddell Smith, Sr.	10	221
1977	David Verser, Fr.	11	220
1978	Kevin Murphy, Fr.	20	346
1979	David Verser, Jr.	21	463
1980	David Verser, Sr.	30	576
1981	Wayne Capers, Jr.	36	629
1982	Wayne Capers, Sr.	25	383
1983	Bob Johnson, Sr.	58	1,144
1984	Richard Estell, Jr.	25	500
1985	Richard Estell, Sr.	70	1,109
1986	Willie Vaughn, So.	41	341
1987	John Baker, So.	27	300
1988	Willie Vaughn, Sr.	39	812
1989	Quintin Smith, Sr.	50	898
1990	Kenny Drayton, Jr.	34	506
1991	Kenny Drayton, Sr.	34	439
1992	Matt Gay, Sr.	30	425
1993	Ashaundai Smith, So.	27	256
1994	Ashaundai Smith, Jr.	22	426
1995	Isaac Byrd, Jr.	48	604
1996	Isaac Byrd, Sr.	53	840
1997	Michael Chandler, So.	21	311
1998	Harrison Hill, Fr.	28	391
1999	Michael Chandler, Sr.	36	473
2000	Harrison Hill, Jr.	47	591
2001	Roger Ross, Sr.	39	493
2002	Byron Gasaway, Sr.	39	490
2003	Charles Gordon, Fr.	57	769
2004	Brandon Rideau, Sr.	51	597
2005	Mark Simmons, Sr.	44	631
2006	Dexton Fields, So.	45	455
2007	Dexton Fields, Jr.	63	834
2008	Kerry Meier, Jr.	97	1,045
2009	Kerry Meier, Sr.	102	985
2010	Daymond Patterson, Jr.	60	487
2011	D.J. Beshears, Jr.	40	437
2012	Kale Pick, Sr.	26	390
2013	Tony Pierson, Jr.	24	333
2014	Jimmay Mundine, Sr.	45	584
2015	Tre' Parmalee, Sr.	41	599
2016	Steven Sims Jr., So.	72	859
2017	Steven Sims Jr., Jr.	59	839
2018	Steven Sims Jr., Sr.	53	535
2019	Andrew Parchment, Jr.	65	831
2020	Kwamie Lassiter II, Sr.	43	458
2021	Kwamie Lassiter II, S-Sr.	59	653

# TOTAL OFFENSE SEASON LEADERS



**1 TODD REESING**  
4,112 YARDS | 3,888 PASS | 224 RUSH  
2008

	PASS	RUSH	TOTAL
Florida International	256	15	271
Louisiana Tech	412	3	415
South Florida	381	13	394
Sam Houston State	356	17	373
Iowa State	319	20	339
Colorado	256	33	389
Oklahoma	342	9	351
Texas Tech	154	11	165
K-State	162	47	209
Nebraska	304	35	339
Texas	258	-34	224
Missouri	375	17	392
Minnesota	313	38	351
<b>TOTALS</b>	<b>3,888</b>	<b>224</b>	<b>4,112</b>



**2 TODD REESING**  
3,735 YARDS | 3,616 PASS | 119 RUSH  
2009

	PASS	RUSH	TOTAL
Northern Colorado	208	79	287
Texas - El Paso	260	-15	245
Duke	338	51	389
Southern Mississippi	331	-26	305
Iowa State	442	12	454
Colorado	401	-40	361
Oklahoma	224	17	241
Texas Tech	181	-11	170
K-State	241	25	266
Nebraska	236	42	278
Texas	256	-23	233
Missouri	498	8	506
<b>TOTALS</b>	<b>3,616</b>	<b>119</b>	<b>3,735</b>



**3 TODD REESING**  
3,683 YARDS | 3,486 PASS | 197 RUSH  
2007

	PASS	RUSH	TOTAL
Central Michigan	261	8	269
Southeastern Louisiana	257	31	288
Toledo	313	19	332
Florida International	368	47	415
K-State	267	12	279
Baylor	186	14	200
Colorado	153	84	237
Texas A&M	180	-22	158
Nebraska	354	10	364
Oklahoma State	318	-6	312
Iowa State	253	5	258
Missouri	349	1	350
Virginia Tech	227	-6	221
<b>TOTALS</b>	<b>3,486</b>	<b>197</b>	<b>3,683</b>



**4 MIKE NORSETH**  
3,214 YARDS | 2,995 PASS | 219 RUSH  
1985

	PASS	RUSH	TOTAL
1985	2,995	219	3,214
<b>TOTALS</b>	<b>2,995</b>	<b>219</b>	<b>3,214</b>



**5 BILL WHITTEMORE**  
2,919 YARDS | 2,385 PASS | 534 RUSH  
2003

	PASS	RUSH	TOTAL
Northwestern	240	7	247
Nevada - Las Vegas	270	65	335
Wyoming	269	69	338
Jacksonville State	319	62	381
Missouri	111	76	187
Colorado	422	45	467
Baylor	252	34	286
K-State	38	7	45
Iowa State	221	85	306
North Carolina State	243	84	327
<b>TOTALS</b>	<b>2,385</b>	<b>534</b>	<b>2,919</b>



**6 CARTER STANLEY**  
2,732 YARDS | 2,664 PASS | 68 RUSH  
2019

	PASS	RUSH	TOTAL
Indiana State	241	-12	229
Coastal Carolina	107	-12	95
Boston College	238	23	261
West Virginia	275	39	314
TCU	84	2	86
Oklahoma	230	-12	218
Texas	310	65	375
Texas Tech	415	1	416
K-State	115	-27	88
Oklahoma State	226	6	232
Iowa State	328	-1	327
Baylor	95	-4	91
<b>TOTALS</b>	<b>2,664</b>	<b>68</b>	<b>2,732</b>



**7 FRANK SEURER**  
2,660 YARDS | 2,789 PASS | -129 RUSH  
1983

	PASS	RUSH	TOTAL
1983	2,789	-129	2,660
<b>TOTALS</b>	<b>2,789</b>	<b>-129</b>	<b>2,660</b>



**8 DYLEN SMITH**  
2,334 YARDS | 1,963 PASS | 371 RUSH  
2000

	PASS	RUSH	TOTAL
Southern Methodist	207	24	231
Alabama - Birmingham	152	56	208
Southern Illinois	112	40	152
Oklahoma	258	-27	231
K-State	123	34	157
Missouri	234	77	311
Colorado	152	84	236
Texas Tech	327	33	360
Nebraska	129	-1	128
Texas	111	-1	110
Iowa State	158	52	210
<b>TOTALS</b>	<b>1,963</b>	<b>371</b>	<b>2,334</b>



**9 BILL WHITTEMORE**  
2,215 YARDS | 1,666 PASS | 549 RUSH  
2002

	PASS	RUSH	TOTAL
Iowa State	31	29	60
Nevada - Las Vegas	225	3	228
Missouri State	112	55	167
Bowling Green	188	31	219
Tulsa	218	177	395
Baylor	246	79	324
Colorado	217	121	338
Texas A&M	187	27	214
Missouri	242	27	269
<b>TOTALS</b>	<b>1,666</b>	<b>549</b>	<b>2,215</b>



**10 MARK WILLIAMS**  
2,196 YARDS | 1,957 PASS | 239 RUSH  
1995

	PASS	RUSH	TOTAL
1995	1,957	239	2,196
<b>TOTALS</b>	<b>1,957</b>	<b>239</b>	<b>2,196</b>



# TOTAL OFFENSE RECORDS



**TODD REESING** - In his three years with the Jayhawks, Reesing set the top three marks for total yards in a season, while setting the school record for most offensive yards in a career, with 11,840.

## CAREER RECORDS

Offensive Yards	Yards	Years	Breakdown
1. Todd Reesing	11,840	2006-09	(11,194 pass, 646 rush)
2. Frank Seurer	6,112	1980-83	(6,410 pass, -298 rush)
3. Chip Hilleary	5,888	1989-92	(4,598 pass, 1,290 rush)
4. Carter Stanley	5,356	2016-19	(5,035 pass, 321 rush)
5. Kelly Donohoe	5,228	1986-89	(5,382 pass, 154 rush)
6. Bill Whittemore	5,134	2002-03	(4,051 pass, 1,083 rush)
7. Mike Norseth	4,996	1984-85	(4,677 pass, 319 rush)
8. David Jaynes	4,639	1971-73	(5,132 pass, 493 rush)
9. Dylon Smith	4,084	1999-2000	(3,562 pass, 522 rush)
10. June Henley	3,841	1993-96	(3,841 rush)
11. Bobby Douglass	3,832	1966-68	(2,817 pass, 1,015 rush)
12. Ray Evans	3,799	1941-42, 46-47	(2,368 pass, 1,431 rush)
13. Tony Sands	3,788	1988-91	(3,788 rush)
14. James Sims	3,592	2010-13	(3,592 rush)
15. Peyton Bender	3,260	2017-18	(3,503 pass, -243 rush)

### By a Freshman

1,640	Ryan Willis, 2015	(1,719 pass, -79 rush)
1,539	Kerry Meier, 2006	(1,193 pass, 346 rush)

### By a Running Back

1,457	Jon Cornish, 2006	(1,457 rush)
1,442	Tony Sands, 1991	(1,442 rush)

Offensive Plays	No.	Years	Breakdown
1. Todd Reesing	1,796	2006-09	(1,461 pass, 335 rush in 41 g)
2. Frank Seurer	1,181	1980-83	(934 pass, 247 rush in 42 g)
3. David Jaynes	986	1971-73	(754 pass, 232 rush in 28 g)
4. Montell Cozart	968	2013-16	(487 pass, 481 rush in 27 g)
Kelly Donohoe	968	1986-89	(754 pass, 223 rush in 34 g)
6. Carter Stanley	934	2016-19	(759 pass, 321 rush in 34 g)
7. Chip Hilleary	926	1989-92	(636 pass, 290 rush in 38 g)
8. Mike Norseth	876	1984-85	(647 pass, 229 rush in 23 g)
9. Bill Whittemore	832	2002-03	(568 pass, 264 rush in 19 g)
10. June Henley	823	1993-96	(823 rush in 42 g)

Touchdowns	No. (Pass, Rush, Return)	Years
1. Todd Reesing	105 (90 pass, 15 rush)	2006-09
2. Bill Whittemore	50 (29 pass, 21 rush)	2002-03
3. Chip Hilleary	48 (25 pass, 23 rush)	1989-92
4. June Henley	43 (42 rush, 1 kick return)	1993-96
5. David Jaynes	40 (35 pass, 5 rush)	1971-73

Total Offensive Yards Per Game	Avg.	Years
1. Todd Reesing	288.8	2006-09
2. Bill Whittemore	270.2	2002-03
3. Mike Norseth	217.2	1984-85
4. Dylon Smith	177.5	1999-2000
5. David Jaynes	165.6	1971-73

## GAME RECORDS

Name	Yards	Game, Date
1. Mike Norseth, Sr.	509 (480 pass, 29 rush)	vs. Vanderbilt, 9-9-85
2. Todd Reesing, Sr.	506 (498 pass, 8 rush)	vs. Missouri, 11-28-09
3. Bill Whittemore, Sr.	467 (422 pass, 45 rush)	vs. Colorado, 10-11-03
4. Todd Reesing, Sr.	454 (442 pass, 12 rush)	vs. Iowa State, 10-10-09
5. Kelly Donohoe, Sr.	439 (411 pass, 28 rush)	vs. Iowa State, 11-28-89
6. Carter Stanley, So.	441 (418 pass, 23 rush)	vs. Kansas State, 10-28-17
7. Carter Stanley, Sr.	416 (415 pass, 1 rush)	vs. Texas Tech, 10-26-19
8. Todd Reesing, Jr.	415 (412 pass, 4 rush)	vs. La. Tech, 9-6-08
Todd Reesing, So.	415 (368 pass, 47 rush)	vs. FIU, 9-22-07
10. Adam Barmann, Sr.	410 (405 pass, 5 rush)	vs. Nebraska, 9-30-06
11. David Jaynes, Jr.	402 (401 pass, 1 rush)	vs. Washington State, 9-9-72
12. Tony Sands, Sr.	396 (396 rush)	vs. Missouri, 11-23-91
13. Montell Cozart, Jr.	395 (291 pass, 94 rush)	vs. S.D. State, 9-5-15
Bill Whittemore, Jr.	395 (218 pass, 177 rush)	vs. Tulsa, 9-28-02

### By a Freshman

Adam Barmann	339 (294 pass, 45 rush)	vs. Texas A&M, 2003
--------------	-------------------------	---------------------

### By a Running Back

Tony Sands	398 (396 rush)	vs. Missouri, 1991
------------	----------------	--------------------

Total Plays	No.	Game, Date
1. Peyton Bender, Jr.	65 (62 pass, 3 rush)	vs. SEMO, 9-2-17
Bill Whittemore, Jr.	65 (44 pass, 21 rush)	vs. Texas A&M, 10-19-02
3. David Jaynes, Sr.	64 (58 pass, 6 rush)	vs. Tennessee, 10-6-73
4. Todd Reesing, Sr.	63 (55 pass, 8 rush)	vs. Missouri, 11-28-09
5. Carter Stanley, So.	62 (48 pass, 14 rush)	vs. Kansas State, 10-28-17
Todd Reesing, Jr.	62 (51 pass, 11 rush)	vs. Missouri, 11-29-08
7. Todd Reesing, Jr.	61 (52 pass, 9 rush)	vs. FIU, 8-30-08
8. Todd Reesing, Jr.	60 (51 pass, 9 rush)	vs. USF, 9-12-08
Kerry Meier, Fr.	60 (41 pass, 19 rush)	vs. Toledo, 9-15-06
Bill Whittemore, Jr.	60 (33 pass, 27 rush)	vs. Colorado, 10-12-02

Touchdowns	No.	Game, Date
1. Todd Reesing, So.	6 (6 pass)	vs. Nebraska, 11-03-07
2. Bill Whittemore, Sr.	5 (3 pass, 2 rush)	vs. Colorado, 10-11-03
Dylon Smith, Sr.	5 (2 pass, 3 rush)	vs. Texas Tech, 10-28-00
Chip Hilleary, Jr.	5 (4 pass, 1 rush)	vs. Iowa State, 10-17-92
Mike Norseth, Sr.	5 (4 pass, 1 rush)	vs. Eastern Illinois, 10-5-85
Ralph Miller, So.	5 (5 pass)	vs. Washburn, 10-8-38
7.	Multiple with 4	
Most Recent: Devin Neal vs. Texas, 2022 (3 rush, 1 receiving)		

# ALL-PURPOSE RECORDS

(SINCE 1956)



## JAMES SIMS -

Ranks second on KU's career all-purpose list without ranking in the top-15 on the single-season chart. Sims finished his KU career with 4,189 all-purpose yards, 3,592 of which came in the rushing attack.

## CAREER RECORDS

All-Purpose Yard	No.	Years
1. June Henley	5,157 (3,841 rush, 622 rec., 694 ret.)	1993-97
2. James Sims	4,189 (3,592 rush, 587 rec., 10 ret.)	2010-13
3. Clark Green	4,068 (2,754 rush, 1,229 rec., 85 ret.)	2002-05
4. Dezmon Briscoe	3,928 (37 rush, 3,240 rec., 651 ret.)	2007-09
5. Gale Sayers	3,917 (2,675 rush, 398 rec., 844 ret.)	1962-64
6. David Winbush	3,910 (2,608 rush, 505 rec., 797 ret.)	1997-2000
7. Tony Sands	3,894 (3,788 rush, 106 rec.)	1988-91
8. Laverne Smith	3,402 (3,074 rush, 211 rec., 117 ret.)	1973-76
9. Ray Evans	3,259 (1,365 rush, 353 rec., 1,541 ret.)	1941-42, 1946-47
10. Charlie Hoag	3,233 (1,914 rush, 579 rec., 740 ret.)	1950-52
11. Don Shanklin	3,171 (1,630 rush, 276 rec., 1,265 ret.)	1966-68
12. D.J. Beshears	3,120 (369 rush, 550 rec., 2,201 ret.)	2009-12
13. Jake Sharp	3,100 (2,239 rush, 785 rec., 76 ret.)	2006-09
14. Pooka Williams Jr.	2,935 (2,186 rush, 503 rec., 246 ret.)	2018-2020
15. John Riggins	2,891 (2,659 rush, 67 rec., 165 ret.)	1968-70

Plays	No.	Years
1. June Henley	917	1993-96
2. James Sims	871	2010-13
3. Tony Sands	789	1988-91
4. David Winbush	642	1997-2000
5. Clark Green	586	2002-05
6. John Riggins	535	1968-70
7. Gale Sayers	496	1962-64
8. Laverne Smith	491	1973-76
9. Kerwin Bell	487	1980-83
10. Pooka Williams Jr.	435	2018-2020

## SEASON RECORDS

Total Yards	No.	Year
1. Dezmon Briscoe, Jr. (19 rush, 1,337 rec., 432 ret.)	1,788	2009
2. June Henley, Sr. (1,349 rush, 215 rec.)	1,773	1996
3. Pooka Williams Jr., Fr. (1,125 rush, 289 rec., 246 ret.)	1,660	2018
4. Jon Cornish, Sr. (1,457 rush, 194 rec.)	1,651	2006
5. Dezmon Briscoe, So. (18 rush, 1,407 rec., 219 ret.)	1,644	2008
6. D.J. Behsears, Jr. (64 rush, 437 rec., 1,014 ret.)	1,587	2011
7. Clark Green, So. (968 rush, 464 rec., 20 ret.)	1,452	2003
8. Tony Sands, Sr. (1,442 rush, 7 rec.)	1,449	1991
9. Brandon McAnderson, Sr. (1,125 rush, 213 rec., 48 ret.)	1,386	2007
Gale Sayers, Jr. (917 rush, 155 rec., 333 ret.)	1,386	1963
11. Gale Sayers, Sr. (1,125 rush, 61 rec., 197 ret.)	1,383	1964
12. Don Shanklin, So. (732 rush, 42 rec., 595 ret.)	1,373	1966
13. June Henley, Fr. (1,127 rush, 53 rec., 134 ret.)	1,314	1993
14. LaQuvionte Gonzalez (-9 rush, 729 rec., 601 ret.)	1,311	2016
15. Ron Jessie, Jr. (603 rush, 336 rec., 362 ret.)	1,301	1969

All-Purpose Plays	No.	Year
1. June Henley, Sr.	336	1996
2. Jon Cornish, Sr.	274	2006
Tony Sands, Sr.	274	1991
4. James Sims, Sr.	255	2013
5. Clark Green, So.	249	2003
6. June Henley, Fr.	244	1993
7. Delvin Williams, Sr.	240	1973
8. Kerwin Bell, So.	236	1980
9. Clark Green, Fr.	234	2002
10. James Sims, Jr.	232	2012

## YEARLY LEADERS

Year	Leader	Yds.	Plays	Rush	Rec.	Ret.	Avg.
1958	Homer Floyd, HB	1040	141	391	307	342	7.4
1959	John Hadl, HB	956	98	348	126	482	9.8
1960	Bert Coan, HB	710	84	488	184	38	8.5
1961	Curtis McClinton, FB	866	145	553	166	147	6.0
1962	Gale Sayers, RB	1383	178	1125	61	197	7.8
1963	Gale Sayers, RB	1386	157	917	155	314	8.8
1964	Gale Sayers, RB	1148	161	633	182	333	7.1
1965	Robert Miller, RB	364	68	356	3	5	5.4
1966	Donnie Shanklin, HB	1373	224	732	42	595	6.1
1967	Donnie Shanklin, WR	744	64	126	169	449	11.6
1968	Donnie Shanklin, TB	1054	139	772	65	217	7.6
1969	Ron Jessie, TB	1301	164	603	336	362	7.9
1970	John Riggins, RB	1175	216	1131	44	0	5.4
1971	Delvin Williams, RB	696	121	509	67	120	5.8
1972	Bruce Adams, WR	951	61	0	704	247	15.6
1973	Delvin Williams, RB	1201	240	762	272	167	5.0
1974	Laverne Smith, RB	1300	188	1181	119	0	6.9
1975	Nolan Cromwell, QB	1124	218	1124	0	0	5.2
1976	Laverne Smith, HB	1024	151	978	46	0	6.8
1977	Norris Banks, FB	671	164	655	16	0	4.1
1978	Mike Higgins, TB	624	89	270	91	263	7.0
1979	Harry Sydney, RB	768	146	578	149	41	5.3
1980	Dino Bell, TB	1179	236	1114	65	0	5.0
1981	Garfield Taylor, TB	834	181	728	106	0	4.6
1982	Darren Green, WR	697	27	7	220	470	25.8
1983	Bob Johnson, SE	1154	58	0	1154	0	19.9
1984	Robert Mimbs, TB	941	139	494	291	156	6.8
1985	Richard Estell, WR	1109	70	0	1109	0	15.8
1986	Arnold Snell, TB	731	174	672	34	25	4.2
1987	Arnold Snell, TB	767	199	691	14	62	3.9
1988	Willie Vaughn, WR	1054	60	27	812	215	17.6
1989	Tony Sands, RB	1163	222	1109	54	0	5.2
1990	Tony Sands, RB	775	187	757	18	0	4.1
1991	Tony Sands, RB	1449	274	1442	7	0	5.7
1992	Maurice Douglass, RB	1178	219	899	156	123	5.4
1993	June Henley, RB	1314	244	1127	53	134	5.4
1994	L.T. Levine, RB	984	135	803	31	15	7.3
1995	June Henley, RB	1270	195	766	312	192	6.5
1996	June Henley, RB	1773	336	1349	215	209	5.3
1997	Eric Vann, RB	910	209	796	114	0	4.4
1998	David Winbush, RB	1195	225	974	75	146	5.3
1999	Mitch Bowles, RB	897	119	444	50	403	7.3
2000	David Winbush, RB	1165	192	701	268	196	6.1
2001	Reggie Duncan, RB	783	185	739	44	0	4.0
2002	Clark Green, RB	1221	234	813	408	0	5.2
2003	Clark Green, RB	1452	249	968	464	20	5.8
2004	John Randle, RB	1065	193	540	274	251	5.5
2005	Clark Green, RB	948	178	664	219	65	5.3
2006	Jon Cornish, RB	1651	274	1457	194	0	6.0
2007	Brandon McAnderson, RB	1386	214	1125	213	48	6.5
2008	Dezmon Briscoe, WR	1644	102	18	1407	219	16.1
2009	Dezmon Briscoe, WR	1788	105	19	1337	432	17.0
2010	D.J. Beshears, WR/RB	1210	102	213	69	928	11.9
2011	D.J. Beshears, WR/RB	1587	108	64	437	1,086	10.1
2012	James Sims, RB	1181	232	1,013	168	0	5.1
2013	James Sims, RB	1276	255	1,110	166	0	5.0
2014	Corey Avery, RB	848	169	631	217	0	5.0
2015	Ryan Schadler, RB	850	53	100	0	750	14.2
2016	LaQuvionte Gonzalez, WR	1311	99	-9	850	591	13.2
2017	Steven Sims Jr., WR	1276	90	5	839	432	14.2
2018	Pooka Williams Jr., RB	1660	205	1125	289	246	8.1
2019	Pooka Williams Jr., RB	1275	230	1061	214	0	5.5
2020	Kwamie Lassiter II, WR	472	48	0	458	14	9.8
2021	Devin Neal, RB	764	158	707	57	0	4.8



# SCORING RECORDS

## CAREER RECORDS

Total Points	No.	Years
1. Dan Eichloff (62 FGs, 116 PATs)	302	1990-93
2. Scott Webb (47 FGs, 159 PATs)	300	2004-07
3. June Henley (43 TDs)	258	1993-96
4. Bruce Kallmeyer (53 FGs, 74 PATs)	233	1980-83
5. Joe Garcia (40 FGs, 103 PATs)	223	1997-2000
6. James Sims (36 TDs)	216	2010-13
7. Jacob Branstetter (30 FGs, 118 PATs)	208	2008-10
8. Dezmon Briscoe (33 TDs)	198	2007-09
9. Jeff McCord (25 FGs, 104 PATs)	179	1994-96
10. Jake Sharp (29 TDs)	174	2006-09
11. Tony Sands (28 TDs)	168	1988-91
12. Matthew Wyman (29 FG, 68 PATs)	155	2013-16
12. Kerry Meier (24 TDs, 2 PATs)	148	2006-09
13. David Winbush (24 TDs)	144	1997-2000
14. Gabriel Rui (29 FGs, 51 PATs)	138	2017-18
Chip Hilleary (23 TDs)	138	1989-92
16. Mike Hubach (21 FGs, 72 PATs)	135	1976-79
17. Bill Bell (16 FGs, 78 PATs)	132	1967-69
18. Bill Whittemore (21 TDs)	126	2002-03
L.T. Levine (21 TDs)	126	1992-95
John Riggins (21 TDs)	126	1968-70

Touchdowns	No.	Years
1. June Henley	43	1993-96
2. Bobby Douglass	39	1966-68
3. James Sims	36	2010-13
4. Dezmon Briscoe	33	2007-09
5. Jake Sharp	29	2006-09
6. Tony Sands	28	1988-91
7. Kerry Meier	24	2006-09
David Winbush	24	1997-2000
9. Brandon McAnderson	23	2004-07
Chip Hilleary	23	1989-92
Laverne Smith	23	1973-76
12. Bill Whittemore	21	2002-03
L.T. Levine	21	1992-95
John Riggins	21	1968-70
15. Gale Sayers	20	1962-64

Most Games with a Touchdown		
24	June Henley	1993-96

## SEASON RECORDS

Total Points	No.	Year
1. Scott Webb*, Sr.	120	2007
2. June Henley, Sr.	108	1996
3. Bruce Kallmeyer*, Sr.	98	1983
4. Dezmon Briscoe, So.	90	2008
5. Dan Eichloff*, Jr.	86	1992
6. Dan Eichloff*, So.	85	1991
7. Chip Hilleary, Jr.	84	1991
John Riggins, Sr.	84	1970
Wade Stinson, Jr.	84	1950
10. Jeff Johnson*	83	1985

\* - Indicates place kicker

Touchdowns	No.	Year
1. June Henley, Sr.	18	1996
2. Brandon McAnderson, Sr.	16	2007
3. Dezmon Briscoe, So.	15	2008
4. Chip Hilleary, Jr.	14	1991
John Riggins, Sr.	14	1970
Wade Stinson, Jr.	14	1950
7. Jake Sharp, Jr.	13	2008
June Henley, Fr.	13	1993
Bud Laughlin, So.	13	1951
10. Maurice Douglas, Sr.	12	1992
Bobby Douglass, Sr.	12	1968
12. Dezmon Briscoe, Jr.	11	2009
Jon Cornish, Jr.	11	2005
Bill Whittemore, Jr.	11	2002
L.T. Levine, Jr.	11	1994
Tony Sands, So.	11	1989
Bud French, Sr.	11	1949

Most Games with a TD	No.	Year
1. Dezmon Briscoe, So.	10	2008
2. Maurice Douglas, Sr.	9	1992
Wade Stinson, Jr.	9	1950

## GAME RECORDS

Total Points	Pts.	Game, Date
1. James Sims, Fr.	24	vs. Colorado, 11-6-10
Jake Sharp, Jr.	24	vs. Kansas State, 11-1-08
Brandon McAnderson, Sr.	24	vs. Nebraska, 11-10-07
June Henley, Sr.	24	vs. TCU, 9-14-96
Tony Sands, Sr.	24	vs. Missouri, 11-23-91
Quintin Smith, Sr.	24	vs. Louisville, 9-9-89
Curtis McClinton, Sr.	24	vs. California, 11-18-61
Charlie Black	24	vs. Washington (Mo.), 11-10-23

Total Points by a Kicker	Pts.	Game, Date
1. Bruce Kallmeyer, Sr.	21	vs. Wichita State, 9-17-83

Touchdowns	No.	Game, Date
1. James Sims, Fr.	4	vs. Colorado, 11-6-10
Jake Sharp, Jr.	4	vs. Kansas State, 11-1-08
Brandon McAnderson, Sr.	4	vs. Nebraska, 11-10-07
Tony Sands, Sr.	4	vs. Missouri, 11-23-91
Quintin Smith, Sr.	4	vs. Louisville, 9-9-89
Curtis McClinton, Sr.	4	vs. California, 11-18-61
Charlie Black	4	vs. Washington (Mo.), 11-10-23

## YEARLY LEADERS

Year	Player	TD	PAT (1)	PAT (2)	FG	TP
1937	Clarence Douglass, FB	4	3-5	--	0-0	27
1938	Bill Bunsen, FB	4	0-0	--	0-0	24
1939	Milt Sullivan, RB	2	0-0	--	0-0	12
	Jake Fry, RB	2	0-0	--	0-0	12
1940	Ed Hall, RB	4	3-5	--	0-0	27
1941	Denzel Gibbens, RB	3	0-0	--	0-0	18
1942	Ed Linquist, RB	4	0-0	--	0-0	24
1943	Bob Carson, RB	4	1-1	--	0-0	25
1944	Charlie Moffatt, RB	7	1-1	--	0-0	43
1945	Leroy Robison	6	10-15	--	0-0	46
1946	Ray Evans, RB	7	0-0	--	0-0	42
1947	Forrest Griffith, RB	9	0-0	--	0-0	54
1948	Forrest Griffith, RB	6	1-2	--	0-0	37
1949	Bud French	11	0-0	--	0-0	66
1950	Wade Stinson, RB	14	0-0	--	0-0	84
1951	Bud Laughlin	13	0-0	--	0-0	78
1952	Bob Brandeberry	9	0-0	--	0-0	54
1953	Don Hess, RB	3	2-2	--	0-0	20
1954	John Anderson, FB	2	0-0	--	0-0	12
	Joe Held, E/RB	2	0-0	--	0-0	12
	Terry McIntosh, RB/QB	2	0-0	--	0-0	12
	Ralph Moody, RB	2	0-0	--	0-0	12
1955	John Francisco, RB	4	0-0	--	0-0	24
1956	Charlie McCue, RB	8	0-0	--	0-0	48
1957	Homer Floyd, RB	5	0-0	--	0-0	30
1958*	Homer Floyd, RB	4	0-0	1	0-0	26
1959	John Hadl, RB/QB	8	0-0	0	0-0	48
1960	Bert Coan, RB	9	0-0	0	0-0	54
1961	Curtis McClinton, FB	10	0-0	0	0-0	60
1962	Gale Sayers, RB	7	0-0	0	0-0	42
1963	Gale Sayers, RB	8	0-0	1	0-0	50
1964	Gale Sayers, RB	5	0-0	0	0-0	30
1965	Rick Abernethy, LB	4	0-0	0	0-0	24
	Bill Fenton, QB	4	0-0	0	0-0	24
1966	Thermus Butler, HB	3	0-0	0	1-1	21
1967	Bobby Douglass, QB	7	0-0	0	0-0	42
1968	Bobby Douglass, QB	12	0-0	0	0-0	72
1969	Bill Bell, K	0	17-19	0	5-14	32
1970	John Riggins, RB	14	0-0	0	0-0	84
1971	Steve Conley, RB	5	0-0	1	0-0	32
	John Schroll, TE	5	0-0	1	0-0	32
1972	Bruce Adams, WR	8	0-0	1	0-0	50
1973	Delvin Williams, RB	10	0-0	0	0-0	60
1974	Laverne Smith, RB	5	0-0	0	0-0	30
1975	Nolan Cromwell, QB	9	0-0	0	0-0	54
1976	Mike Hubach, K/P	0	28-30	0	7-14	49
1977	Mike Hubach, K/P	0	16-16	0	3-8	25
1978	Mike Hubach, K/P	0	10-10	0	4-12	22
1979	Mike Hubach, K/P	0	18-20	0	7-14	39
1980	Kerwin Bell, RB	8	0-0	0	0-0	48
1981	Bruce Kallmeyer, K	0	16-16	0	12-14	52
1982	Bruce Kallmeyer, K	0	14-14	0	10-14	44
1983	Bruce Kallmeyer, K	0	26-29	0	24-29	98
1984	Dodge Schwartzburg, K	0	21-22	0	15-18	66
1985	Jeff Johnson, K	0	29-32	0	18-25	83
1986	Arnold Snell, FB	5	0-0	0	0-0	30
1987	Louis Klemp, K	0	14-14	0	7-13	35
1988	Brad Fleeman, PK	0	22-23	0	7-9	43
1989	Tony Sands, RB	11	0-0	0	0-0	66
1990	Dan Eichloff, P/PK	0	22-22	0	15-21	67
1991	Dan Eichloff, P/PK	0	31-33	0	18-24	85
1992	Dan Eichloff, P/PK	0	38-38	0	16-20	86
1993	June Henley, RB	13	0-0	0	0-0	78
1994	L.T. Levine, RB	11	0-0	0	0-0	66
1995	Jeff McCord, K	0	33-36	0	9-12	60
1996	June Henley, RB	18	0-0	0	0-0	108
1997	Joe Garcia, K	0	18-20	0	11-14	51
1998	Joe Garcia, K	0	27-29	0	12-17	63
1999	Moran Norris, RB	9	0-0	0	0-0	54
2000	Joe Garcia, K	0	29-31	0	10-14	59
2001	Johnny Beck, PK	0	16-17	0	14-20	58
2002	Bill Whittemore, QB	11	0-0	0	0	66
2003	Bill Whittemore, QB	10	0-0	0	0-0	60
2004	John Randle, RB/DB	9	0-0	0	0-0	54
2005	Scott Webb, PK	0	27-29	0	14-19	69
2006	Scott Webb, PK	0	37-39	0	13-18	76
2007	Scott Webb, PK	0	66-67	0	18-26	120
2008	Dezmon Briscoe, WR	15	0-0	0	0-0	90
2009	Jacob Branstetter, PK	0	42-44	0	13-19	81
2010	James Sims, RB	10	0-0	0	0-0	60
2011	James Sims, RB	9	0-0	0	0-0	54
2012	James Sims, HB	10	0-0	0	0-0	60
2013	James Sims, HB	7	0-0	0	0-0	42
2014	Matthew Wyman, PK	0	25-27	0	9-15	52
2015	Ke'aun Kinner, RB	5	0-0	0	0-0	30
2016	Matthew Wyman, PK	0	26-26	0	13-19	65
2017	Gabriel Rui, PK	0	23-23	0	17-20	74
2018	Gabriel Rui, PK	0	28-28	0	12-17	64
2019	Liam Jones, PK	0	26-30	0	11-18	59
2020	Jacob Borcia, PK	0	10-10	0	6-9	28
2021	Devin Neal, RB	9	0-0	0	0-0	54

\* Two-point conversion rule adopted in 1958

# FIELD GOAL RECORDS

## CAREER RECORDS

Field Goal Attempts	No.	Years
1. Dan Eichloff	87	1990-93
2. Johnny Beck	69	2001-04
Bruce Kallmeyer	69	1980-83
4. Scott Webb	68	2004-07
5. Joe Garcia	63	1997-2000
6. Matthew Wyman	48	2013-16
Mike Hubach	48	1976-79
8. Jacob Branstetter	45	2008-10

Field Goals Made	M-A	Years
1. Dan Eichloff	62-87	1990-93
2. Bruce Kallmeyer	53-69	1980-83
3. Scott Webb	47-68	2004-07
4. Johnny Beck	40-69	2001-04
Joe Garcia	40-63	1997-2000
6. Jacob Branstetter	30-45	2008-10

Field Goal Percentage (Min. 24 Attempts)	Pct.	Years
1. Gabriel Rui	78.4 (29-37)	2017-18
2. Bruce Kallmeyer	77.9 (53-69)	1980-83
3. Dan Eichloff	71.3 (62-87)	1990-93
4. Scott Webb	69.1 (47-68)	2004-07
5. Jacob Branstetter	66.7 (30-45)	2008-10

PATs Attempted	M-A	Years
1. Scott Webb	159-164	2004-07
2. Jacob Branstetter	118-122	2008-10
3. Dan Eichloff	116-119	1990-93
4. Joe Garcia	103-111	1997-2000
5. Jeff McCord	104-109	1994-96

PATs Made	No.	Years
1. Scott Webb	159	2004-07
2. Jacob Branstetter	118	2008-10
3. Dan Eichloff	116	1990-93
4. Jeff McCord	104	1994-96
5. Joe Garcia	103	1997-2000
6. Bill Bell	78	1967-69
7. Bruce Kallmeyer	74	1980-83
8. Mike Hubach	72	1976-79

PAT Percentage (min. 100 attempts)	Pct.	Years
1. Dan Eichloff	97.5 (116-119)	1990-93
2. Scott Webb	97.0 (159-164)	2004-07
3. Jacob Branstetter	96.7 (112-122)	2008-10

Consecutive PATs Made	No.	Years
1. Dan Eichloff	60	1990-93

## SEASON RECORDS

Field Goals Attempted	M-A	Year
1. Bruce Kallmeyer, Sr.	24-29	1983
2. Scott Webb, Sr.	18-26	2007
3. Jeff Johnson, Jr.	18-25	1985
4. Dan Eichloff, So.	18-24	1991
5. Dan Eichloff, Fr.	15-21	1990
6. Gabriel Rui, Jr.	17-20	2017
Johnny Beck, Fr.	14-20	2001
Dan Eichloff, Jr.	16-20	1992
9. Matthew Wyman, Sr.	13-19	2016
Jacob Branstetter, Jr.	13-19	2009
Scott Webb, So.	14-19	2005

Field Goals Made	M-A	Year
1. Bruce Kallmeyer, Sr.	24-29	1983
2. Scott Webb, Sr.	18-26	2007
Dan Eichloff, So.	18-24	1991
Jeff Johnson, Jr.	18-25	1985
5. Gabriel Rui, Jr.	17-20	2017
6. Dan Eichloff, Jr.	16-20	1992
7. Dan Eichloff, Fr.	15-21	1990
Dodge Schwartzburg, Sr.	15-18	1984
9. Scott Webb, So.	14-19	2005
Johnny Beck, Fr.	14-20	2001

Field Goal Percentage	Pct.	Year
1. Bruce Kallmeyer, So.	85.7 (12-14)	1981
2. Gabriel Rui, Jr.	85.0 (17-20)	2017
3. D. Schwartzburg, Sr.	83.3 (15-18)	1984
4. Bruce Kallmeyer, Sr.	82.8 (24-29)	1983
5. Dan Eichloff, Jr.	80.0 (16-20)	1992

Most Consecutive Field Goals Made	No.	Year
1. Dodge Schwartzburg, Sr.	11	1984

PATs Attempted	M-A	Year
1. Scott Webb, Sr.	66-67	2007
2. Bill Bell, Jr.	48-53	1968
3. Jacob Branstetter, So.	51-52	2008
4. Jacob Branstetter, Jr.	42-44	2009
5. John Konek, Sr.	33-43	1952
6. Scott Webb, Jr.	37-39	2006
7. Dan Eichloff, Jr.	38-38	1992
8. Jeff McCord, Fr.	37-37	1994
Bill Rinehart, Jr.	25-37	1949
10. Bob Helmbacher, So.	32-34	1970

PATs Made	No.	Year
1. Scott Webb, Sr.	66	2007
2. Jacob Branstetter, So.	51	2008
3. Bill Bell, Jr.	48	1968
4. Jacob Branstetter, Jr.	42	2009
5. Dan Eichloff, Jr.	38	1992
6. Scott Webb, Jr.	37	2006
Jeff McCord, Fr.	37	1994
8. John Konek, So.	33	1952
9. Bob Helmbacher, So.	32	1970
10. Johnny Beck, Jr.	31	2003
Dan Eichloff, So.	31	1991

PAT Percentage	Pct.	Year
1. Gabriel Rui, Sr.	100.0 (28-28)	2018
Gabriel Rui, Jr.	100.0 (23-23)	2017
Matthew Wyman, Sr.	100.0 (26-26)	2016
Nick Prolago, Fr.	100.0 (14-14)	2012
Scott Webb, Fr.	100.0 (29-29)	2004
Jeff McCord, Fr.	100.0 (37-37)	1994
Dan Eichloff, Jr.	100.0 (38-38)	1992
<b>Jacob Bercila, Fr.</b>	<b>100.0 (10-10)</b>	<b>2020</b>
8. Jacob Branstetter, So.	98.0 (51-52)	2008
9. Jacob Branstetter, Sr.	96.2 (25-26)	2010
Dan Eichloff, Sr.	96.2 (25-26)	1993

Consecutive PATs Made	No.	Year
1. Jacob Branstetter, So.	49	2008
2. Scott Webb, Sr.	44	2007
3. Dan Eichloff, Jr.	38	1992
4. Jeff McCord, Fr.	37	1994

## GAME RECORDS

Field Goals Made	No.	Game, Date
1. Bruce Kallmeyer, Sr.	5	vs. Wichita State, 9-17-83
Bruce Kallmeyer, Sr.	5	vs. Nebraska, 10-31-81
3. Scott Webb, Jr.	4	vs. Kansas St., 11-18-06
Johnny Beck, Jr.	4	vs. UNLV, 9-6-03
Johnny Beck, Fr.	4	vs. Texas Tech, 10-6-01
Dan Eichloff, Sr.	4	vs. W. Carolina, 9-4-93
Dan Eichloff, Jr.	4	vs. Oklahoma St., 11-2-92
Dan Eichloff, Jr.	4	vs. Tulsa, 9-19-92
Dodge Schwartzburg, Sr.	4	vs. Oklahoma, 10-27-84
Bruce Kallmeyer, Sr.	4	vs. USC, 9-24-83
Dennis Kerbel, Fr.	4	vs. Oregon St., 9-27-75

Longest Field Goal	Yds.	Game, Date
1. Dan Eichloff, Jr.	61	vs. Ball State, 9-12-92
2. Johnny Beck, Fr.	59	at Colorado, 9-22-01
3. Dan Eichloff, Fr.	58	vs. Kansas St., 10-27-90
4. Jacob Branstetter, Jr.	57	vs. Oklahoma, 10-24-09
Bruce Kallmeyer, Sr.	57	at Iowa State, 10-8-83
6. Dan Eichloff, Jr.	55	vs. Ball State, 9-12-92
7. Gabriel Rui, Sr.	54	vs. Nicholls, 9-1-18
Brad Fleeman, Jr.	54	vs. Kansas St., 11-5-88
Jeff Johnson, Jr.	54	at Oklahoma, 11-2-85
Bruce Kallmeyer, Sr.	54	vs. Missouri, 11-19-83
11. Jeff Johnson, Jr.	53	vs. Indiana St. 9-21-85
Mike Hubach, Sr.	53	vs. Oklahoma St., 10-27-79
13. Matthew Wyman, Fr.	52	vs. LA Tech, 9-21-13
Johnny Beck, Fr.	52	vs. UCLA, 9-8-01
Joe Garcia, Sr.	52	vs. Colorado, 10-21-00
Dan Eichloff, Sr.	52	at Michigan St., 9-11-93
Bruce Kallmeyer, Jr.	52	at Oklahoma St., 10-9-82
Mike Hubach, Sr.	52	vs. Colorado, 11-17-79

PATs Attempted	No.	Game, Date
1. Scott Webb, Sr.	11	vs. Nebraska, 11-3-07
2. Bill Bell, Jr.	10	vs. New Mexico, 10-5-68
3. Scott Webb, Fr.	9	vs. Toledo, 9-11-04
4. Jeff McCord, Fr.	8	vs. UAB, 9-24-94
Dan Eichloff, Jr.	8	vs. Ball State, 9-12-92
Bill Weidlein	8	vs. St. Mary's, 10-5-1912
7. Gabriel Rui, Sr.	7	vs. Rutgers, 9-15-18
Matthew Wyman, Sr.	7	vs. Rhode Island, 9-3-16
Jacob Branstetter, So.	7	vs. Kansas State, 11-1-08
Scott Webb, Sr.	7	vs. SELA, 9-8-07
Scott Webb, Jr.	7	vs. NW State, 9-2-06
Joe Garcia, So.	7	vs. Illinois State, 9-19-98
Bill Rinehart, Jr.	7	vs. Oklahoma, 10-22-49

PATs Made	No.	Game, Date
1. Scott Webb, Sr.	10	vs. Nebraska, 11-3-07
2. Scott Webb, Fr.	9	vs. Toledo, 9-11-04
3. Jeff McCord, Fr.	8	vs. UAB, 9-24-94
Dan Eichloff, Jr.	8	vs. Ball State, 9-12-92
Bill Bell, Jr.	8	vs. New Mexico, 10-5-68
Bill Weidlein, Jr.	8	vs. St. Mary's, 10-5-1912
7. Gabriel Rui, Sr.	7	vs. Rutgers, 9-15-18
Matthew Wyman, Sr.	7	vs. Rhode Island, 9-3-16
Jacob Branstetter, So.	7	vs. Kansas State, 11-1-08
Scott Webb, Jr.	7	vs. NW State, 9-2-06
Joe Garcia, So.	7	vs. Illinois State, 9-19-98



# PUNTING RECORDS

## CAREER RECORDS

Punts	No.	Years
1. Mike Hubach	259	1976-79
2. Kyle Tucker	228	2004-07
3. Bucky Scribner	217	1980-82
Marc Harris	217	1971-73
5. Dan Eichloff	207	1990-93
6. Alonso Rojas	174	2008-10
7. Trevor Pardula	167	2013-14
8. Cole Moos	156	2016-17
9. Joey Pelfanio	137	1999-2000
Dean Royal	137	1996-97

Punting Yardage	Yards	Years
1. Mike Hubach	10,618	1976-79
2. Bucky Scribner	9,670	1980-82
3. Kyle Tucker	9,222	2004-07
4. Dan Eichloff	8,631	1990-93
5. Marc Harris	7,881	1971-73
6. Trevor Pardula	7,341	2013-14
7. Alonso Rojas	7,223	2008-10
8. Cole Moos	6,276	2016-17
9. Joey Pelfanio	6,005	1999-2000
10. Kyle Thompson	5,671	2017-Pres.

## Punting Average (Min. 75 punts)

	Avg.	Years
1. Bucky Scribner	44.6	1980-82
2. Trevor Pardula	44.0	2013-14
3. Kyle Thompson	43.6	2017-Pres.
4. Ted Rohde	42.6	1954-56
5. Ron Doherty	41.7	2010-12
Darrin Simmons	41.7	1994-95
Dan Eichloff	41.7	1990-93
B.J. Lohsen	41.7	1988-89
9. Alonso Rojas	41.5	2008-10

## SEASON RECORDS

Punts	No.	Year
1. Trevor Pardula, Jr.	84	2013
2. Cole Moos, Sr.	83	2017
Trevor Pardula, Sr.	83	2014
4. Curtis Ansel, Jr.	82	2002
5. Mike Hubach, So.	80	1977
6. Dean Royal, Sr.	79	1997
7. Bucky Scribner, Jr.	76	1981
Mike Hubach, Jr.	76	1978
Marc Harris, So.	76	1971
10. Bucky Scribner, Sr.	75	1982
Marc Harris, Jr.	75	1972

Punting Yardage	Yards	Year
1. Trevor Pardula, Sr.	3,673	2014
2. Trevor Pardula, Jr.	3,668	2013
3. Bucky Scribner, Sr.	3,478	1982
4. Curtis Ansel, Jr.	3,459	2002
5. Dean Royal, Sr.	3,435	1997
6. Cole Moos, Sr.	3,287	2017
7. Bucky Scribner, Jr.	3,283	1981
8. Mike Hubach, So.	3,245	1977
9. Mike Hubach, Jr.	3,146	1978
10. Kyle Thompson, So.	3,133	2018

## Punting Average (Min. 35 punts)

	Avg.	Year
1. Bucky Scribner, Sr.	45.8	1982
2. John Hadl, So.	45.6	1959
3. Kyle Thompson, Jr.	44.5	2019
4. Trevor Pardula, Sr.	44.3	2014
5. Bucky Scribner, So.	44.1	1980
6. Darrin Simmons, Sr.	43.8	1995
Bucky Scribner, Jr.	43.8	1981
8. Trevor Pardula, Jr.	43.7	2013
9. Dean Royal, Sr.	43.5	1997
10. Kyle Thompson, So.	43.3	2018

## GAME RECORDS

Punts	No.	Game, Date
1. David Harris, Jr.	15	vs. Nebraska, 10-21-72
2. Trevor Pardula, Sr.	14	at West Virginia, 10-4-14
3. Cole Moos, Sr.	13	at Iowa State, 1-14-18
4. Matthew Wyman, Jr.	12	vs. West Virginia, 11-21-15
Dean Royal, Sr.	12	vs. Nebraska, 10-25-97
Rob Dickerson, Jr.	12	vs. Nebraska, 11-16-85
7. Cole Moos, Sr.	11	at TCU, 10-21-18
Trevor Pardula, Sr.	11	at Oklahoma, 11-22-14
Trevor Pardula, Jr.	11	vs. Baylor, 10-21-13
Ron Doherty, So.	11	vs. Oklahoma, 10-15-11
Kyle Tucker, So.	11	vs. Texas, 11-12-05
Chris Tyrrell, Fr.	11	vs. Oklahoma, 10-13-01
Rich Reith, Sr.	11	vs. Auburn, 9-12-87
John Brehm, So.	11	vs. Oklahoma St., 10-25-86
Bucky Scribner, Jr.	11	vs. Missouri, 11-21-81
Bucky Scribner, Jr.	11	vs. Oklahoma, 10-17-81
Bucky Scribner, Jr.	11	vs. Kentucky, 9-19-81
Mike Hubach, Jr.	11	vs. Washington, 9-16-78
Bob Swift, Jr.	11	vs. Oklahoma, 11-16-74
Marc Harris, Sr.	11	vs. Washington St., 9-15-73
Marc Harris, So.	11	vs. Florida State, 9-25-71

Punting Yardage	Yards	Game, Date
1. Trevor Pardula, Sr.	621	at West Virginia, 10-4-14
2. Dean Royal, Sr.	535	vs. Nebraska, 10-25-97
3. Trevor Pardula, Jr.	515	vs. Baylor, 10-21-13
4. Marc Harris, Jr.	497	vs. Nebraska, 10-21-72
5. Cole Moos, Sr.	495	at Iowa State, 10-14-17

## Punting Average (Min. 5 punts)

	Avg.	Game, Date
1. Trevor Pardula, Jr.	57.6	vs. LA Tech, 9-21-13
(5 for 288 yards)		

## Punting Average (Min. 8 punts)

1. Trevor Pardula, Jr.	51.8	at Duke, 9-4-14
(8 for 414 yards)		

Longest Punt	Yds.	Game, Date
1. John Hadl, So.	94	vs. Oklahoma, 10-24-59
2. Ted Rohde, Jr.	84	vs. Iowa State, 10-8-55
3. Curtis Ansel, Jr.	83	at Baylor, 10-5-02
Mike Hubach, Sr.	83	vs. Iowa State, 10-20-79
5. Cole Moos, Jr.	82	at Baylor, 10-15-16
Curtis Ansel, Jr.	82	at UNLV, 9-7-02
Dean Royal, Sr.	82	vs. Missouri, 9-13-97
8. B.J. Lohsen, Sr.	79	vs. Oklahoma St., 11-4-89
9. Trevor Pardula, Jr.	78	vs. LA Tech, 9-21-13
Rich Reith, Jr.	78	vs. Kansas State, 10-18-86
11. Kyle Thompson, So.	76	vs. Texas, 11-23-18

## YEARLY LEADERS

Year	Player	No.	Avg.
1937	Max Replogle	44	37.5
1938	Ralph Miller	17	40.3
1939	Frank Bukaty	42	40.3
1940	Don Pollom	26	32.0
1941	Ralph Miller	47	39.1
1942	Hoyt Baker	30	35.9
1943	Don Barrington	45	28.1
1944	Leroy Robison	30	36.0
1945	Frank Pattee	20	32.3
1946	Frank Pattee	44	33.1
1947	Tom Scott	13	35.0
1948	Dolph Simons, Fr.	34	36.9
1949	Bill Mace, Fr.	34	38.1
1950	Dolph Simons, Jr.	32	41.1
1951	George Mrkonic, Jr.	42	35.3
1952	Gil Reich, Sr.	26	35.6
1953	Ralph Moody, So.	34	37.9
1954	Ted Rohde, So.	29	43.7
1955	Ted Rohde, Jr.	20	42.3
1956	Ted Rohde, Sr.	26	41.6
1957	Jim Letcavits, Sr.	48	36.6
1958	Doyle Schick, So.	16	39.9
1959	John Hadl, So.	43	45.6
1960	John Hadl, Jr.	43	40.5
1961	John Hadl, Sr.	50	36.1
1962	Tony Leiker, Jr.	49	39.2
1963	Tony Leiker, Sr.	30	39.7
1964	Mike Johnson, Jr.	15	39.7
1965	Bill Lynch	46	41.5
1966	Dave Morgan, So.	46	42.4
1967	Dave Morgan, Jr.	22	39.2
1968	Bill Bell, Jr.	41	41.9
1969	Bill Bell, Sr.	65	36.5
1970	Keith Lieppman, Sr.	75	40.4
1971	Marc Harris, So.	76	37.5
1972	Marc Harris, Jr.	75	33.9
1973	Marc Harris, Sr.	66	37.7
1974	Bob Swift, Jr.	58	38.1
1975	John O'Rear, Sr.	50	38.0
1976	Mike Hubach, Fr.	34	38.0
1977	Mike Hubach, So.	80	40.6
1978	Mike Hubach, Jr.	76	41.4
1979	Mike Hubach, Sr.	69	42.5
1980	Bucky Scribner, So.	66	44.1
1981	Bucky Scribner, Jr.	76	42.8
1982	Bucky Scribner, Sr.	75	45.8
1983	Clint Colburn, Fr.	47	37.3
1984	Tom Becker, Fr.	50	37.3
1985	Rob Dickerson, Jr.	69	41.1
1986	Rich Rieth, Jr.	69	39.1
1987	John Brehm, Jr.	15	41.7
1988	B.J. Lohsen, Jr.	55	41.0
1989	B.J. Lohsen, Sr.	48	42.5
1990	Dan Eichloff, Fr.	39	42.6
1991	Dan Eichloff, So.	54	42.3
1992	Dan Eichloff, Jr.	55	40.6
1993	Dan Eichloff, Sr.	59	41.5
1994	Darrin Simmons, Jr.	41	39.1
1995	Darrin Simmons, Sr.	51	43.8
1996	Dean Royal, Jr.	58	38.4
1997	Dean Royal, Sr.	79	43.5
1998	Matt Tyler, Fr.	63	37.1
1999	Joey Pelfanio, Jr.	72	43.0
2000	Joey Pelfanio, Sr.	65	38.5
2001	Chris Tyrrell, Fr.	53	40.5
2002	Curtis Ansel, Jr.	82	42.2
2003	Curtis Ansel, Sr.	47	41.2
2004	Kyle Tucker, Fr.	58	40.1
2005	Kyle Tucker, So.	66	42.9
2006	Kyle Tucker, Jr.	58	39.2
2007	Kyle Tucker, Sr.	46	38.9
2008	Alonso Rojas, So.	58	40.7
2009	Alonso Rojas, Jr.	52	41.4
2010	Alonso Rojas, Sr.	64	42.4
2011	Ron Doherty, So.	64	42.8
2012	Ron Doherty, Jr.	56	40.5
2013	Trevor Pardula, Jr.	84	43.7
2014	Trevor Pardula, Sr.	83	44.3
2015	Matthew Wyman, Jr.	53	41.5
2016	Cole Moos, Jr.	73	41.4
2017	Cole Moos, Sr.	83	39.6
2018	Kyle Thompson, So.	69	43.3
2019	Kyle Thompson, Jr.	57	44.5
2020	Reis Vernon, Fr.	38	37.8
2021	Reis Vernon, So.	49	40.4

# KICK RETURN RECORDS



**MARCUS HERFORD** - Ranks second in career kick returns (88) and kick return yards (2,075), behind a standout 2007 campaign that saw him return kicks for 888 yards and two touchdowns. Herford is just one of two Jayhawks to cross the 2,000 career return yards plateau.

## CAREER RECORDS

Kick Returns	No.	Years
1. D.J. Beshears	94	2008-12
2. Marcus Herford	88	2005-08
3. Greg Heaggans	80	2002-05
4. JaCorey Shepherd	61	2011-14
5. Ryan Schadler	59	2015, 2017-18

Kick Return Yards	Yards	Years
1. D.J. Beshears	2,123	2009-12
2. Marcus Herford	2,075	2005-08
3. Greg Heaggans	1,885	2002-05
4. Ryan Schadler	1,336	2015, 2017-18
5. JaCorey Shepherd	1,320	2011-14

### Kick Return Average (Min. 25 Returns)

25.7	Charlie Hoag (26 for 669)	1950-52
------	---------------------------	---------

### (Min. 50 Returns)

23.6	Marcus Herford (88 for 2,075)	2005-08
23.6	Greg Heaggans (80 for 1,885)	2002-04

## SEASON RECORDS

Kick Returns	No.	Year
1. D.J. Beshears, Jr.	49	2011
2. JaCorey Shepherd, Sr.	37	2014
3. D.J. Beshears, So.	36	2010
4. Ryan Schadler, RFr.	33	2015
5. Marcus Herford, Jr.	31	2007

Kick Return Yards	Yards	Year
1. D.J. Beshears, Jr.	1,014	2011
2. D.J. Beshears, So.	922	2010
3. Marcus Herford, Jr.	888	2007
4. JaCorey Shepherd, Sr.	773	2014
5. Marcus Herford, So.	757	2006

### Kick Return Average (Min. 10)

29.6	John Hadl (10 for 296)	1959
------	------------------------	------

### (Min. 15)

26.3	Ashaundai Smith (17 for 448)	1994
------	------------------------------	------

### (Min. 25)

28.6	Marcus Herford (31 for 888)	2007
------	-----------------------------	------

## GAME RECORDS

Kick Returns	No.	Game, Date
1. JaCorey Shepherd, Sr.	8	at Baylor, 11-1-14
2. D.J. Beshears, Jr.	7	vs. Oklahoma, 10-15-11
D.J. Beshears, Jr.	7	vs. N. Illinois, 9-10-11
Dezmon Briscoe, So.	7	vs. Missouri, 11-29-08
5. Ryan Schadler, Jr.	6	at Oklahoma St., 11-25-17
Steven Sims Jr., Jr.	6	vs. Baylor, 11-4-17
LaQuvionte Gonzalez, Jr.	6	at West Virginia, 11-5-16
LaQuvionte Gonzalez, Jr.	6	vs. Ohio, 9-10-16
Ryan Schadler, RFr.	6	vs. Kansas State, 11-28-15
JaCorey Shepherd, Sr.	6	vs. TCU, 11-15-14
D.J. Beshears, Jr.	6	vs. Texas Tech, 10-1-11
Marcus Herford, Sr.	6	vs. Nebraska, 11-8-08
Marcus Herford, Jr.	6	vs. Nebraska, 11-3-07
Marcus Herford, So.	6	vs. Missouri, 11-25-06

### Kick Return Yards

	No.-Yards	Game, Date
1. Marcus Herford, Jr.	6-203	vs. Nebraska, 11-3-07
2. LaQuvionte Gonzalez, Jr.	6-201	vs. Ohio, 9-10-16
3. D.J. Beshears, Jr.	7-197	vs. No. Illinois, 9-10-11
4. Dezmon Briscoe, So.	7-195	vs. Missouri, 11-29-08
Greg Heaggans, So.	4-195	vs. Missouri St., 9-14-02
6. JaCorey Shepherd, Jr.	5-169	vs. Oklahoma St., 11-9-13

### Longest Kick Returns

	Yards	Game, Date
1. Art Pooler	108	vs. Oklahoma, 10-21-1905
2. Kenny Logan Jr., So.	100	vs. Iowa State, 10-31-20
Greg Heaggans, So.	100	vs. Missouri State, 9-14-02
Eric Vann, Jr.	100	vs. Oklahoma, 10-5-96
June Henley, Fr.	100	vs. Colorado, 11-13-93
6. LaQuvionte Gonzalez, Jr.	99	vs. Ohio, 9-10-16
7. Dezmon Briscoe, Jr.	98	vs. Texas, 11-21-09
8. Carl Nesmith, Jr.	97*	vs. Colorado, 9-18-99
John Hadl, So.	97	vs. Syracuse, 9-26-59
10. Vince O'Neil, So.	96	vs. Nebraska, 10-17-70
11. Ashaundai Smith, Jr.	93	vs. UAB, 9-24-94
Gale Sayers, Sr.	93	vs. Oklahoma, 10-17-64
12. Pooka Williams Jr., Jr.	92	at West Virginia, 10-17-20

\*- Did not score

## YEARLY LEADERS

Year	Player	No.	Yds.	Avg.
1948	Forrest Griffith, Jr.	7	159	22.7
1949	Forrest Griffith, Sr.	12	280	23.3
1950	Charlie Hoag, So.	11	259	23.5
1951	Charlie Hoag, Jr.	10	278	27.8
1952	Charlie Hoag, Sr.	5	132	26.4
1953	Don Hess, Jr.	6	220	36.7
1954	Terry McIntosh, So.	9	172	19.1
1955	Bev Buller, Sr.	9	126	14.0
1956	Homer Floyd, So.	11	261	23.7
1957	Homer Floyd, Jr.	12	260	21.7
1958	Homer Floyd, Sr.	9	212	23.6
1959	John Hadl, So.	10	296	29.6
1960	John Hadl, Jr.	4	87	21.8
1961	John Hadl, Sr.	8	165	20.6
1962	Gale Sayers, So.	6	141	23.5
1963	Gale Sayers, Jr.	9	184	20.4
1964	Gale Sayers, Sr.	7	195	27.8
1965	Mike Johnson, Sr.	10	156	15.6
1966	Donnie Shanklin, So.	20	387	19.4
1967	Junior Riggins, Jr.	14	285	20.4
1968	Donnie Shanklin, Sr.	13	217	16.7
1969	Steve Conley, So.	15	279	18.6
1970	Ron Jessie, Sr.	21	494	23.5
1971	Steve Conley, Sr.	12	212	17.7
1972	Delvin Williams, Jr.	15	257	17.1
1973	Laverne Smith, Fr.	10	117	11.7
1974	Eddie Lewis, Jr.	10	180	18.0
1975	Eric Franklin, Fr.	16	369	23.1
1976	Mike Higgins, Fr.	11	214	19.5
1977	Jimmy Little, So.	11	179	16.3
1978	Mike Higgins, Jr.	12	263	21.9
1979	Wayne Capers, Fr.	11	201	18.3
1980	Wayne Capers, So.	6	124	20.7
1981	Bobby Johnson, Jr.	13	234	21.3
1982	Darren Green, Jr.	12	276	23.0
1983	Darren Green, Sr.	13	254	19.5
1984	Milt Garner, Fr.	19	380	20.0
1985	Undra Lofton, So.	8	83	10.4
1986	Scott Shriner, Jr.	15	282	18.8
1987	Frank Hatchett, Fr.	17	293	17.2
1988	Arnold Snell, Sr.	24	531	22.1
1989	Maurice Douglas, So.	17	326	19.2
1990	Maurice Douglas, Jr.	21	422	20.1
1991	George White, So.	15	263	17.5
1992	George White, Jr.	15	330	22.0
1993	Dorian Brew, So.	11	250	22.8
1994	Ashaundai Smith, Jr.	17	448	26.4
1995	Ashaundai Smith, Sr.	15	340	22.7
1996	Eric Vann, Jr.	18	451	25.1
1997	David Winbush, Fr.	21	455	21.7
1998	Mitch Bowles, Jr.	16	377	23.6
1999	Carl Nesmith, Jr.	21	484	23.0
2000	David Winbush, Sr.	9	196	21.8
2001	Termaine Fulton, Sr.	15	331	22.4
2002	Greg Heaggans, So.	28	691	24.7
2003	Greg Heaggans, Jr.	28	665	23.8
2004	Greg Heaggans, Sr.	15	359	23.9
2005	Kenneth Thompson, Jr.	11	246	22.4
2006	Marcus Herford, So.	29	757	26.1
2007	Marcus Herford, Jr.	31	888	28.6
2008	Marcus Herford, Sr.	28	430	15.4
2009	Dezmon Briscoe, Jr.	19	432	22.7
2010	D.J. Beshears, So.	36	922	25.6
2011	D.J. Beshears, Jr.	49	1,014	20.7
2012	Tre' Parmalee, Fr.	13	260	20.0
2013	JaCorey Shepherd, Jr.	24	547	22.8
2014	JaCorey Shepherd, Sr.	37	773	20.9
2015	Ryan Schadler, RFr.	33	750	22.7
2016	LaQuvionte Gonzalez, Jr.	28	601	21.5
2017	Ryan Schadler, Jr.	25	562	22.5
2018	Pooka Williams Jr., Fr.	11	246	22.4
2019	Jamahl Horne, Fr.	20	442	22.1
2020	Kenny Logan Jr., So.	13	345	26.5
2021	Kenny Logan Jr., Jr.	15	419	27.9



# PUNT RETURN RECORDS



**CHARLES GORDON** - Holds a number of career and season punt return records, recording a career-best 96 punt returns from 2002-05, while recording 999 return yards in his career.

## CAREER RECORDS

Punt Returns	No.	Years
1. Charles Gordon	96	2002-05
2. Bruce Adams	69	1972-74
3. Donnie Shanklin	57	1966-68
4. Daymond Patterson	56	2008-12

Punt Return Yards	Yards	Years
1. Charles Gordon	999	2002-05
2. Donnie Shanklin	606	1966-68
3. Bud French	600	1946-49

Punt Return Average (Min. 15)	Avg.	Years
Ralph Moody	19.5 (15-293)	1953-55
Punt Return Average (Min. 18)		
Isaac Byrd	14.6 (18-262)	1995-96

Punt Return Touchdowns	No.	Years
1. Donnie Shanklin	3	1966-68

## SEASON RECORDS

Punt Returns	No.	Year
1. Charles Gordon, Sr.	41	2005
2. Dutch Lonborg, Sr.	32	1920
3. Charles Gordon, Jr.	29	2004
4. LeRoy Irvin, Sr.	27	1979
5. Bruce Adams, Sr.	27	1974
6. Charles Gordon, So.	26	2003

Punt Return Yards	Yards	Year
1. Charles Gordon, Sr.	398	2005
2. Charles Gordon, So.	341	2003
3. Gil Reich, Sr.	327	1952
4. LeRoy Irvin, Sr.	321	1979

Punt Return Average (Min. 10)	Avg.	Year
Isaac Byrd, Sr.	19.5 (11-214)	1996
Punt Return Average (Min. 15)		
Gil Reich, Sr.	17.2 (19-327)	1952

## Punt Return Touchdowns

	No.	Year
1. Milt Garner, Jr.	2	1986
LeRoy Irvin, Sr.	2	1979
Gil Reich, Sr.	2	1952

## GAME RECORDS

Punt Returns	No.	Game, Date
1. Dutch Lonborg, Sr.	13	vs. Drake, 10-16-1920

Punt Return Yards	Yards	Game, Date
1. Dutch Lonborg, Sr.	277	vs. Drake, 10-16-1920
2. Donnie Shanklin, Sr.	139	vs. Indiana, 9-28-68

Punt Return Average (Min. 4)	Avg.	Game, Date
Donnie Shanklin, Sr.	34.8 (4-139)	vs. Indiana, 1968

Punt Return Touchdowns	No.
1. Several times	1
(Most recent: Nick Harwell at West Virginia, 10-4-14)	

## Longest Punt Return

	Yards	Game, Date
1. Isaac Byrd, Sr.	94	vs. Oklahoma, 10-5-96
2. Bob Marshall, Jr.	90	vs. Oklahoma St., 10-26-56
3. Lee Hawkins, Sr.	88	vs. Iowa State, 10-23-71
4. Brian Murph, So.	85	vs. Houston, 12-23-05
5. Charles Gordon, So.	82*	vs. UNLV, 9-6-03
Ralph Moody, Jr.	82	vs. UCLA, 9-25-54
7. Harrison Hill, Fr.	81	vs. UAB, 9-26-98
Dorian Brew, Jr.	81	vs. UAB, 9-24-94
9. Henri Childs, Fr.	79	vs. Missouri, 9-12-98
10. Dick Blowey, Jr.	78*	vs. SMU, 10-23-54

\* - Did not score

## YEARLY LEADERS

Year	Player	No.	Yds.	Avg.
1948	Bud French, Jr.	25	307	12.3
1949	Bud French, Sr.	21	293	13.9
1950	Marion Wells, Jr.	12	193	16.1
1951	Marion Wells, Sr.	14	148	10.6
1952	Gil Reich, Sr.	19	327	17.2
1953	Don Hess, Jr.	7	83	11.9
1954	Ralph Moody, Jr.	9	150	16.7
1955	Ralph Moody, Sr.	3	64	21.3
1956	Bob Marshall, Jr.	6	124	20.7
1957	Larry Carrier, Jr.	6	73	12.2
1958	Homer Floyd, Sr.	14	130	9.3
1959	John Hadl, So.	10	81	8.1
1960	Roger McFarland, So.	15	134	8.9
1961	John Hadl, Sr.	17	191	11.2
1962	Ron Oelschlager, So.	9	113	12.6
1963	Gale Sayers, Jr.	5	130	26.0
1964	Gale Sayers, Sr.	15	138	9.2
1965	Charlie Hess, Sr.	19	46	2.4
1966	Donnie Shanklin, So.	17	212	12.5
1967	Donnie Shanklin, Jr.	25	271	10.8
1968	Donnie Shanklin, Sr.	15	213	14.2
1969	Steve Conley, So.	13	120	9.2
1970	Steve Conley, Jr.	18	155	8.6
1971	Lee Hawkins, Sr.	11	151	13.7
1972	Bruce Adams, So.	16	123	7.7
1973	Bruce Adams, Jr.	26	292	11.2
1974	Bruce Adams, Sr.	27	132	4.9
1975	Eddie Lewis, Sr.	11	32	2.9
1976	Skip Sharp, Sr.	24	173	7.2
1977	Jimmy Little, So.	24	142	5.9
1978	Jimmy Little, Jr.	11	95	8.6
1979	LeRoy Irvin, Sr.	27	321	11.9
1980	Dan Wagoner, Jr.	12	25	2.1
1981	Dan Wagoner, Sr.	11	43	3.9
1982	Darren Green, So.	21	194	9.2
1983	Darren Green, Jr.	8	89	11.1
1984	C.J. Eanes, Fr.	13	83	6.3
1985	C.J. Eanes, So.	26	194	7.5
1986	Milt Garner, Jr.	14	193	13.8
1987	Milt Garner, Sr.	13	134	10.3
1988	Tim Hill, Fr.	4	12	3.0
1989	Matt Gay, Fr.	10	66	6.6
1990	Charley Bowen, So.	9	86	9.6
1991	Matt Gay, Jr.	15	182	12.1
1992	Charley Bowen, Sr.	17	122	7.2
1993	Dorian Brew, So.	7	97	13.9
1994	Dorian Brew, Jr.	12	152	12.7
1995	Isaac Byrd, Jr.	7	48	6.6
1996	Isaac Byrd, Sr.	11	214	19.5
1997	Tony Blewins, Sr.	24	122	5.1
1998	Henri Childs, Fr.	15	166	11.1
1999	Henri Childs, So.	20	226	11.3
2000	Roger Ross, Jr.	23	189	8.2
2001	Roger Ross, Sr.	25	269	10.8
2002	Remuise Johnson, Jr.	19	124	6.5
2003	Charles Gordon, So.	26	341	13.1
2004	Charles Gordon, Jr.	29	260	9.0
2005	Charles Gordon, Sr.	41	398	9.7
2006	Jonathan Lamb, Sr.	15	165	11.0
2007	Raimond Pendleton, So.	14	170	12.1
2008	Daymond Patterson, Fr.	22	243	11.0
2009	Daymond Patterson, So.	21	168	8.0
2010	Daymond Patterson, Jr.	13	49	3.8
2011	D.J. Beshears, Jr.	10	72	7.2
2012	Daymond Patterson, Sr.	6	45	7.5
2013	Connor Embree, Jr.	16	182	11.4
2014	Nick Harwell, Sr.	8	155	19.4
2015	Tre' Parmalee, Sr.	10	28	2.8
2016	LaQuionte Gonzalez, Jr.	6	-10	-1.7
2017	Steven Sims Jr., Jr.	12	77	6.4
2018	Kwamie Lassiter II, Jr.	14	79	5.6
2019	Kenny Logan Jr., Fr.	5	28	5.6
2020	Kwamie Lassiter II, Sr.	4	-5	-1.2
2021	Kwamie Lassiter II, S-Sr.	8	108	13.5

# TACKLES RECORDS

## CAREER RECORDS

Tackles By a Lineman	No.	Years
1. Eldridge Avery	268	1983, 85-87
2. Gregg Smith	256	1977-78, 80-81
3. Mike Butler	208	1973-77
4. John Zook	202	1966-68

Tackles By a Linebacker	No.	Years
1. Willie Pless	633	1982-85
2. Nick Reid	416	2002-05
3. Rick Bredesen	403	1984-87
4. Joe Dineen Jr.	386	2015-18
5. Kyle McNorton	381	1978-81

Tackles By a Defensive Back	No.	Years
1. LeRoy Irvin	347	1976-79
2. Darrell Stuckey	295	2006-09
3. Chris Harris	290	2007-10

Tackles for a Loss	No.	Years
1. Joe Dineen Jr.	45.5	2015-18
2. Daniel Wise	44.0	2015-18
3. Willie Pless	41.0	1982-85
4. Nick Reid	40.0	2002-05
Jim Zidd	40.0	1977-79
6. Ben Heeney	35.5	2011-14
7. Algie Atkinson	35.0	1998-2001
8. Dorance Armstrong Jr.	34.0	2015-17
9. Jake Laptad	33.5	2007-10
10. Mike Butler	33.0	1973-76

Quarterback Sacks	No.	Years
1. Algie Atkinson	24.0	1998-2001
2. Jake Laptad	21.0	2007-10
3. Ron Warner	20.5	1996-97
4. Brandon Perkins	20.0	2002-05
Phil Forte	20.0	1983-86
6. Daniel Wise	18.5	2015-18
7. Nate Dwyer	17.0	1998-2001
Dana Stubblefield	17.0	1990-92
9. Kyle Moore	15.5	1990-92
10. Dorance Armstrong Jr.	15.0	2015-17
David McMillan	15.0	2001-04

## SEASON RECORDS

Total Tackles	No.	Year
1. Willie Pless, Jr.	206	1984
2. Willie Pless, Sr.	191	1985
3. Willie Pless, So.	188	1983
4. Curtis Moore, So.	170	1988
5. Steve Towle, Sr.	155	1974
6. Joe Dineen Jr., Sr.	147	2018
Darnell Williams, Fr.	147	1983
8. Roger Robben, So.	146	1989
9. Joe Dineen Jr., RJr.	137	2017
10. Nick Reid, So.	133	2003
11. Kyle McNorton, Sr.	132	1981
Kyle McNorton, Jr.	132	1980

Tackles By a Lineman	No.	Year
1. Michael Lemon, Sr.	106	1974
2. Jeffrey Fox, Sr.	102	1980
3. Gregg Smith, Jr.	91	1980
Dean Zook, Jr.	91	1973

Tackles By a Linebacker	No.	Year
1. Willie Pless, Jr.	206	1984
2. Willie Pless, Sr.	191	1985
3. Willie Pless, So.	188	1983

## Tackles By a Defensive Back

	<b>No.</b>	<b>Year</b>
1. LeRoy Irvin, Jr.	127	1978
2. Michael Allen, Sr.	120	1998
3. Clint Bowen, Sr.	114	1993

Tackles for a Loss	No.	Year
1. Joe Dineen Jr., RJr.	25.0	2017
2. Charlton Keith, Sr.	23.0	2005
3. Greg Cole, Sr.	21.0	2002
4. Ron Warner, Sr.	20.5	1997
5. Dorance Armstrong Jr., So.	20.0	2016
6. James Holt, Sr.	19.5	2008
7. Jim Zidd, Jr.	19.0	1978
8. Algie Atkinson, Sr.	18.0	2001
9. Stanley Gardner, Jr.	17.0	1979
10. Daniel Wise, Jr.	16.0	2017
Willie Pless, So.	16.0	1984

Quarterback Sacks	No.	Year
1. Ron Warner, Sr.	14.5	1997
2. Algie Atkinson, Sr.	11.0	2001
3. Dorance Armstrong Jr., So.	10.0	2016
James Holt, Sr.	10.0	2008
Brandon Perkins, Sr.	10.0	2005
Dana Stubblefield, Jr.	10.0	1991
7. Kyle Moore, Sr.	9.5	1992
8. Charlton Keith, Sr.	9.0	2005
9. Phil Forte, So.	8.0	1984
10. Daniel Wise, Jr.	7.0	2017
Michael Reynolds, Sr.	7.0	2014
Jake Laptad, So.	7.0	2008
David McMillan, Sr.	7.0	2004
Brandon Perkins, So.	7.0	2003
Nate Dwyer, Jr.	7.0	2000
Algie Atkinson, Jr.	7.0	2000
Hanson Caston, Sr.	7.0	1998
Keith Rodgers, Sr.	7.0	1995
Phil Forte, Sr.	7.0	1986
Willie Pless, Jr.	7.0	1984

## GAME RECORDS

Total Tackles	No.	Game, Date
1. Curtis Moore, So.	25	vs. Iowa State, 10-22-88
Willie Pless, Jr.	25	vs. Oklahoma St., 10-20-84
Steve Towle, Sr.	25	vs. Colorado, 11-9-74
4. Marcus Rogers, Sr.	22	vs. Texas Tech, 10-6-01
Curtis Moore, So.	22	vs. Missouri, 11-19-88
Curtis Moore, So.	22	vs. Colorado, 10-15-88
Willie Pless, Jr.	22	vs. Kansas St., 10-13-84
Willie Pless, So.	22	vs. Missouri, 11-19-83
9. Ben Heeney, Sr.	21	at Texas Tech, 10-18-14
LeRoy Irvin, Sr.	21	vs. Missouri, 11-22-79
Scellars Young, So.	21	vs. Colorado, 10-7-78
Emery Hicks, Jr.	21	vs. Oklahoma, 11-9-68

Tackles By A Lineman	No.	Game, Date
1. Sylvester Wright, Sr.	15	vs. Oklahoma, 10-22-94
John Zook, Jr.	15	vs. Nebraska, 10-14-67

Tackles By A Linebacker	No.	Game, Date
1. Curtis Moore, So.	25	vs. Iowa State, 10-22-88
(19 UT, 6 AT)		
Willie Pless, Jr.	25	vs. Oklahoma St., 10-20-84
(10 UT, 15 AT)		
Steve Towle, Sr.	25	vs. Colorado, 11-9-74
(11 UT, 14 AT)		

Tackles By A Defensive Back	No.	Game, Date
1. LeRoy Irvin, Sr.	21	vs. Missouri, 11-22-79

Quarterback Sacks	No.	Game, Date
1. Brandon Perkins, Sr.	5.0	vs. LA Tech, 9-17-05
2. Ron Warner, Sr.	4.0	vs. Texas Tech, 10-11-97
3. Several players	3.0	(Most recent: Cameron Rosser, Sr. vs. TCU, 10-8-16)

## YEARLY LEADERS

Year	Player	Tackles
1965	Mike Sweatman, So.	115
1966	Mike Sweatman, Jr.	116
1967	Mickey Doyle, Jr.	114
1968	Emery Hicks, Jr.	117
1969	Kenny Page, So.	122
1970	Gary Davenport, Sr.	90
1971	Kenny Page, Sr.	119
1972	Steve Towle, So.	93
1973	Dean Zook, Jr.	91
1974	Steve Towle, Sr.	155
1975	Terry Beeson, Jr.	103
1976	Terry Beeson, Sr.	130
1977	LeRoy Irvin, So.	106
1978	LeRoy Irvin, Jr.	127
1979	Scellars Young, Jr.	107
1980	Kyle McNorton, Jr.	132
1981	Kyle McNorton, Sr.	132
1982	Eddie Simmons, So.	111
1983	Willie Pless, So.	188
1984	Willie Pless, Jr.	206
1985	Willie Pless, Sr.	191
1986	Rick Bredesen, Jr.	106
1987	Curtis Moore, Fr.	103
1988	Curtis Moore, So.	170
1989	Roger Robben, So.	146
1990	Hassan Bailey, So.	89
1991	Doug Terry, Sr.	93
1992	Hassan Bailey, Sr.	79
1993	Clint Bowen, Sr.	114
1994	Ronnie Ward, Jr.	98
1995	Jason Thoren, So.	119
1996	Ronnie Ward, Sr.	121
1997	Tony Blevins, Sr.	97
1998	Michael Allen, Sr.	120
1999	Andrew LeClair, So.	102
2000	Carl Nesmith, Sr.	103
2001	Marcus Rogers, Sr.	97
2002	Greg Cole, Sr.	106
2003	Nick Reid, So.	133
2004	Nick Reid, Jr.	109
2005	Nick Reid, Sr.	112
2006	Mike Rivera, So.	90
2007	Joe Mortensen, Sr.	106
2008	James Holt, Sr.	105
2009	Darrell Stuckey, Sr.	93
2010	Steven Johnson, Jr.	95
2011	Steven Johnson, Sr.	124
2012	Ben Heeney, So.	112
2013	Ben Heeney, Jr.	88
2014	Ben Heeney, Sr.	127
2015	Fish Smithson, Jr.	111
2016	Fish Smithson, Sr.	93
2017	Joe Dineen Jr., RJr.	137
2018	Joe Dineen Jr., Sr.	147
2019	Mike Lee, Sr.	72
2020	Kenny Logan Jr., So.	58
2021	Kenny Logan Jr., Jr.	110



# CAREER TACKLES RECORDS



## 1 WILLIE PLESS 633 TACKLES 1982-85

YEAR	G	SOLO	ASSISTS	TOTAL
1982	--	--	--	53
1983	11	--	--	183
1984	11	--	--	206
1985	12	--	--	191
<b>TOTALS</b>	<b>34</b>	<b>--</b>	<b>--</b>	<b>633</b>



## 2 NICK REID 416 TACKLES 2002-05

YEAR	G	SOLO	ASSISTS	TOTAL
2002	12	37	25	62
2003	13	93	40	133
2004	11	52	57	109
2005	12	62	50	112
<b>TOTALS</b>	<b>48</b>	<b>244</b>	<b>172</b>	<b>416</b>



## 3 RICK BREDESEN 403 TACKLES 1984-87

YEAR	G	SOLO	ASSISTS	TOTAL
<b>TOTALS</b>	<b>--</b>	<b>--</b>	<b>--</b>	<b>403</b>



## 4 JOE DINEEN JR. 386 TACKLES 2015-18

YEAR	G	SOLO	ASSISTS	TOTAL
2014	8	4	1	5
2015	12	66	20	86
2016	3	10	6	16
2017	12	89	44	133
2018	12	109	37	144
<b>TOTALS</b>	<b>47</b>	<b>278</b>	<b>104</b>	<b>386</b>




## 5 KYLE MCNORTON 381 TACKLES 1978-81

YEAR	G	SOLO	ASSISTS	TOTAL
<b>TOTALS</b>	<b>--</b>	<b>--</b>	<b>--</b>	<b>381</b>



## 6 CURTIS MOORE 350 TACKLES 1986-87, 90

YEAR	G	SOLO	ASSISTS	TOTAL
<b>TOTALS</b>	<b>--</b>	<b>--</b>	<b>--</b>	<b>350</b>



## 7 LEROY IRVIN 347 TACKLES 1976-79

YEAR	G	SOLO	ASSISTS	TOTAL
<b>TOTALS</b>	<b>--</b>	<b>--</b>	<b>--</b>	<b>347</b>



## 8 MIKE SWEATMAN 341 TACKLES 1965-67

YEAR	G	SOLO	ASSISTS	TOTAL
<b>TOTALS</b>	<b>--</b>	<b>--</b>	<b>--</b>	<b>341</b>



## 9 BEN HEENEY 335 TACKLES 2011-14

YEAR	G	SOLO	ASSISTS	TOTAL
2011	12	5	3	8
2012	12	69	43	112
2013	10	55	32	87
2014	12	92	35	127
<b>TOTALS</b>	<b>46</b>	<b>221</b>	<b>113</b>	<b>334</b>



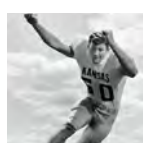
## 10 RONNIE WARD 332 TACKLES 1992-96

YEAR	G	SOLO	ASSISTS	TOTAL
<b>TOTALS</b>	<b>--</b>	<b>--</b>	<b>--</b>	<b>332</b>



## 11 CHRIS TOBUREN 318 TACKLES 1978-81

YEAR	G	SOLO	ASSISTS	TOTAL
<b>TOTALS</b>	<b>--</b>	<b>--</b>	<b>--</b>	<b>332</b>



## 12 KENNY PAGE 313 TACKLES 1969-71

YEAR	G	SOLO	ASSISTS	TOTAL
<b>TOTALS</b>	<b>--</b>	<b>--</b>	<b>--</b>	<b>313</b>

# INTERCEPTIONS RECORDS



**AQIB TALIB** - Recorded 13 interceptions in his three seasons with the Jayhawks, where he set the school record in interception return yards (322) and tied the record for interception touchdowns in a career (2).

## CAREER RECORDS

Interceptions	No.	Years
1. Ray Evans	17	1941-42, 46-47
2. Aqib Talib	13	2005-07
3. Hal Cleavinger	12	1950-52
4. Milt Garner	11	1984-87
5. Wayne Ziegler	10	1983-86
LeRoy Irvin	10	1976-79
Gary Adams	10	1970-72
John Konek	9	1951-52
9. Charles Gordon	9	2003-05
10. Darrell Stuckey	8	2006-09
Justin Thornton	8	2006-09
Richard Bertuzzi	8	1945-48

## Interception Return Yards

	Yards	Years
1. Aqib Talib	322	2005-07
2. Hasan Defense	192	2017-19
3. Bradley McDougald	189	2009-12

## Touchdown Returns

	No.	Years
1. Aqib Talib	2	2005-07
Patrick Brown	2	1995-98
Roger Foote	2	1978, 80-82

## SEASON RECORDS

Interceptions	No.	Year
1. John Konek, So.	10	1951
Ray Evans, So.	10	1942
3. Charles Gordon, Jr.	7	2004
4. Aqib Talib, Jr.	6	2006
Remuise Johnson, Jr.	6	2002
Jeff Colter, Sr.	6	1983
Skip Sharp, Sr.	6	1976
Hal Cleavinger, Sr.	6	1952
9. Isaiah Johnson, So.	5	2013
Darrell Stuckey, Jr.	5	2008
Aqib Talib, Sr.	5	2007

Justin Thornton, So.	5	2007
Milt Garner, So.	5	1985
Wayne Ziegler, So.	5	1984
Joe Tumpich, Sr.	5	1980
LeRoy Irvin, Sr.	5	1979
Tom Fitch, Sr.	5	1977
Rocky Bron, Sr.	5	1973
Hal Cleavinger, So.	5	1950

Interception Returns	Yards	Year
1. Aqib Talib, Sr.	195	2007
2. John Konek, So.	180	1951

Touchdown Returns	No.	Year
1. Aqib Talib, Sr.	2	2007
Patrick Brown, Jr.	2	1997
Roger Foote, Jr.	2	1981

## GAME RECORDS

Interceptions	No.	Game, Date
1. Bill Crank, So.	3	vs. Tulane, 10-25-58
Duane Morris, So.	3	vs. Oklahoma St., 11-16-57
John Konek, So.	3	vs. Oklahoma St., 11-17-51
4. Several players	2	
(Most recent: Hasan Defense, Jr. vs. WVU, 10-6-18)		

Interception Returns	Yards	Game, Date
1. Aqib Talib, Sr.	100	vs. FIU, 9-22-07
2. John Hadl, So.	98	vs. TCU, 9-19-59
3. James Bowman, Sr.	92	vs. Oklahoma, 11-17-73
4. Marquis Roberts, Jr.	83	at Iowa State, 10-3-15
5. Derral Boykin, So.	78	vs. Montana State, 9-2-89
6. Tom Fitch, Sr.	75	vs. Washington St., 9-24-77
Dale Holt, So.	75	vs. Illinois, 9-21-68

Touchdown Returns	No.	Game, Date
1. Patrick Brown, Jr.	2	vs. UAB, 8-28-97

## YEARLY LEADERS

Year	Player	No.	Yards
1942	Ray Evans, So.	10	--
1946	Dick Bertuzzi, So.	2	2
1947	Tom Scott	4	63
1948	Dick Bertuzzi, Sr.	4	15
	Forrest Griffith, Jr.	4	58
1949	Cliff McDonald, Sr.	3	26
	Bill Mace, Fr.	3	87
1950	Hal Cleavinger, So.	5	45
1951	John Konek, So.	8	180
1952	Hal Cleavinger, Sr.	6	67
1953	Dan Hess, Jr.	4	49
1954	Ralph Moody, Jr.	2	7
1955	Bev Buller, Sr.	3	31
1956	Charles McCue	3	89
1957	Duane Morris, So.	4	47
1958	Bill Crank, So.	4	50
1959	John Hadl, So.	3	105
1960	Jim Jarrett, Jr.	2	4
	Roger McFarland, So.	2	7
	Doyle Schick, Sr.	2	9
1961	Roger McFarland, Jr.	2	33
	Kent Staab, Sr.	2	11
1962	Jim Marshall, Sr.	2	22
	Ron Oelschlager, So.	2	9
1963	Phil Doughty, Sr.	3	56
1964	Dave Crandall, Sr.	3	47
1965	Charles Hess, Sr.	3	22
1966	Tommy Ball, So.	2	18
	Bill Hunt, So.	2	79
	Bill Lynch, Jr.	2	5
1967	Tommy Ball, Jr.	3	47
1968	Dave Holt, So.	4	88
1969	George McGowan, Sr.	3	19
1970	Gary Adams, So.	4	46
1971	Gary Adams, Jr.	3	30
	Lee Hawkins, Sr.	3	3
1972	Gary Adams, Sr.	3	109
	Rick Mudge, So.	3	86
	Steve Towle, So.	3	17
1973	Rocky Bron, Sr.	5	34
1974	Nolan Cromwell, So.	3	19
1975	John O'Rear	4	76
	Chris Golub, Jr.	4	41
1976	Skip Sharp, Sr.	6	81
1977	Thomas Fitch, Sr.	5	75
1978	LeRoy Irvin, Jr.	2	26
1979	LeRoy Irvin, Sr.	5	58
1980	Joe Tumpich, Sr.	5	52
1981	Roger Foote, Jr.	4	92
1982	Eddie Simmons, Jr.	2	27
	Robert Gentry, Sr.	2	3
1983	Jeff Colter, Sr.	6	61
1984	Wayne Ziegler, So.	5	106
1985	Milt Garner, So.	5	47
1986	Wayne Ziegler, Sr.	3	6
1987	Clint Normore, Jr.	2	0
	Milt Garner, Sr.	2	0
1988	Peda Samuel, Sr.	4	84
1989	Derral Boykin, So.	2	78
1990	Tim Hill, Jr.	2	2
	Hassan Bailey, So.	2	19
1991	Tim Hill, Sr.	4	39
1992	Charley Bowen, Sr.	4	83
	Kwamie Lassiter, So.	4	53
1993	Dorian Brew, So.	2	0
	Clint Bowen, Sr.	2	8
	Tony Blevins, Fr.	2	31
1994	Kwamie Lassiter, Sr.	3	30
1995	Dorian Brew, Sr.	4	79
1996	Jason Harris, Jr.	4	0
1997	Jamie Harris, Jr.	3	64
	Patrick Brown, Jr.	3	74
1998	Muhammad Abdul-Rahim, Jr.	3	5
1999	Carl Nesmith, Jr.	3	68
2000	Carl Nesmith, Sr.	3	72
	Quincy Roe, Jr.	3	25
2001	Andrew Davison, Sr.	3	5
2002	Remuise Johnson, Jr.	6	7
2003	Tony Stubbs, Jr.	2	37
	Remuise Johnson, Sr.	2	1
	Rodney Fowler, So.	2	35
2004	Charles Gordon, Jr.	7	52
2005	Theo Baines, Sr.	4	48
2006	Aqib Talib, Jr.	6	82
2007	Aqib Talib, Sr.	5	195
	Justin Thornton, So.	5	74
2008	Darrell Stuckey, Jr.	5	33
2009	Ryan Murphy, So.	2	0
2010	Isiah Barfield, Jr.	2	8
	Tyler Patmon, Fr.	2	8
2011	Bradley McDougald, Jr.	2	86
	Greg Brown, Jr.	2	20
2012	Bradley McDougald, Sr.	3	63
	Tyler Patmon, Jr.	3	54
2013	Isiah Johnson, So.	5	45
2014	JaCorey Shepherd, Sr.	3	0
2015	Greg Allen, Jr.	2	13
	Fish Smithson, Jr.	2	22
2016	Fish Smithson, Sr.	4	5
2017	Hasan Defense, So.	2	10
	Mike Lee, So.	2	5
2018	Hasan Defense, Jr.	3	0
	Shakial Taylor, Sr.	3	0
2019	Najee Stevens-McKenzie, Sr.	2	2
2020	Kenny Logan Jr., So.	2	12
2021	Jacobee Bryant, Fr.	2	31



# TEAM GAME BESTS

## OFFENSE

### Rushing Yards

662	Washington (Mo.), 1923
556	Missouri, 1975
513	Missouri, 1991
499	Oklahoma State, 1962
467	Washington State, 1976
467	Kansas State, 1950
452	Wisconsin, 1975
450	Denver, 1950
444	Oklahoma State, 1963
440	Oregon State, 1975
428	Colorado, 1968
425	Colorado, 1980
421	Missouri, 1976
420	Kansas State, 1975
418	UAB, 1994
414	Kansas State, 1951
405	Rutgers, 2018

### Passing Yards

498	Missouri, 2009
498	Vanderbilt, 1985
442	Iowa State, 2009
422	Colorado, 2003
418	Kansas State, 2017
415	Texas Tech, 2019
412	Louisiana Tech, 2008
411	Iowa State, 1989
405	Nebraska, 2006
401	Washington State, 1972
399	Rhode Island, 2016
396	Jacksonville State, 2003
394	Colorado, 1983
394	Tennessee, 1973
391	FIU, 2007
385	USC, 1983
381	South Florida, 2008
375	Missouri, 2008
367	Sam Houston State, 2008
364	SEMO, 2017
362	Oklahoma State, 2007
357	Oklahoma, 2008
354	Iowa State, 2007
354	Nebraska, 2007
354	Missouri, 1983
349	Missouri, 2007
345	Minnesota, 2008
343	Ohio, 2017
342	TCU, 2014
340	Houston, 2005
330	Texas Tech, 2015
328	Iowa State, 2019

### Total Offense Yards

651	Vanderbilt, 1985
648	Missouri, 1991
641	Jacksonville State, 2003
626	Missouri, 1975
615	FIU, 2007
615	Kansas State, 1950
598	South Dakota State, 1947
593	UAB, 1987
586	Colorado, 2003
586	Colorado, 1980
582	Ball State, 1992
576	South Dakota State, 2015
576	UTEP, 2009
574	Nebraska, 2006
572	Nebraska, 2007
570	Rhode Island, 2016
569	Texas, 2019
567	Boston College, 2019
566	Iowa State, 2007

## DEFENSE

### Rushing Yards

-56	Kansas State, 1992
-31	Southeastern Louisiana, 2007
-23	Denver, 1947
-10	Kansas State, 1961
-9	Boston University, 1959
-8	Utah State, 1986
-6	Missouri, 2004
0	Kansas State, 1960
4	UTEP, 2009
6	UAB, 1993
7	Nebraska, 1952
10	Missouri, 2000
11	Iowa State, 1937
12	Kansas State, 1947
17	Florida State, 1973
21	Nebraska, 2005
23	Washington State, 1973
23	Minnesota, 1966
23	Missouri, 1931

### Passing Yards

0	Colorado, 1988
0	Oklahoma, 1976
0	Missouri, 1963
0	Missouri, 1957
0	TCU, 1953
0	Kansas State, 1953
0	Kansas State, 1949
0	Oklahoma, 1936
0	Nebraska, 1913
1	Iowa State, 1916, 1928
4	Oklahoma State, 1960
5	Arizona, 1949
6	TCU, 1960
9	TCU, 1947
11	Colorado, 1985
11	Tulsa, 1982
14	Kansas State, 1935
15	Oklahoma State, 1972
16	Oklahoma, 1982
16	Kansas State, 1951
17	Miami (Fla.), 1978
18	Oklahoma State, 1992
18	New Mexico, 1969
18	Oklahoma State, 1923
20	Oklahoma, 1990

### Total Defense Yards

17	Denver, 1947
35	Kansas State, 1961
46	Missouri, 1958
50	Nebraska, 1960
62	TCU, 1947
62	Kansas State, 1947
69	Kansas State, 1992
75	Southeastern Louisiana, 2007
78	Utah State, 1987
78	Kansas State, 1960
78	Kansas State, 1946
82	Boston University, 1959
98	Oklahoma, 1961
98	Iowa State, 1953

## OPPONENT

### Rushing Yards

604	Georgia Tech, 2011
567	Nebraska, 1983
566	Oklahoma, 1986
565	Oklahoma, 1987
547	Nebraska, 1988
537	Oklahoma, 1953
536	Oklahoma State, 1988
533	Oklahoma, 1954
516	Nebraska, 1978
515	Nebraska, 1989
510	Oklahoma, 2014
502	Oklahoma, 1971

### Passing Yards

548	Texas Tech, 2016
508	Texas Tech, 2012
494	Oklahoma State, 2017
494	Oklahoma State, 2011
481	North Carolina State, 2003
476	Utah, 1996
468	Oklahoma, 2008
467	Central Michigan, 2017
445	Oklahoma, 2015
444	Missouri, 1989
441	Texas Tech, 2018
437	Baylor, 2013
434	Baylor, 2010
429	Oklahoma State, 1989
428	Texas A&M, 2002

### Total Offense Yards

799	Nebraska, 1978
768	Georgia Tech, 2011
743	Baylor, 2013
717	Oklahoma State, 1988
710	Oklahoma, 2015
680	Auburn, 1988
680	Nebraska, 1983
678	Baylor, 2010
674	Oklahoma, 2008
669	Baylor, 2014
667	Missouri, 1949
666	Baylor, 2012
665	Nebraska, 1988
665	Missouri, 1948

## INDIVIDUAL

### Rushing Yards

427	Samaje Perine, Oklahoma, 2014
319	Devin West, Missouri, 1998
313	Barry Sanders, Okla. St., 1988
309	Chris Brown, Colorado, 2002
294	Calvin Jones, Nebraska, 1991
285	Mike Rozier, Nebraska, 1983

### Passing Yards

476	Seth Doege, Texas Tech, 2012
476	Mike Fouts, Utah, 1996
475	Phillip Rivers, NC State, 2003
467	Shane Morris, Central Michigan, 2017
444	Kent Kiefer, Missouri, 1989

### Receiving Yards

300	Adarius Bowman, Okla. St., 2006
233	Denario Alexander, Missouri, 2009
231	Linzy Collins, Missouri, 1990
219	Jonathan Giles, Texas Tech, 2016

## PER-GAME BESTS

### Rushing Yards Per Game

	Avg.	Yards	G	Year
1.	311.6	3116	10	1950
2.	297.4	3721	11	1976
3.	290.7	3488	11	1975
4.	272.6	2999	11	1968
5.	261.0	2610	10	1962
6.	247.1	2718	11	1994
7.	245.2	2698	11	1991
8.	243.1	2431	10	1963
9.	232.1	2553	11	1992
10.	228.6	2286	10	1961

### Passing Yards Per Game

	Avg.	Yards	G	Year
1.	310.3	3724	12	2009
2.	305.6	3973	13	2008
3.	291.0	3783	13	2007
4.	286.0	3416	11	1983
5.	255.9	3327	13	2003
6.	254.8	3057	11	1985
7.	240.4	2885	12	2016
8.	226.4	2717	12	2017
9.	220.5	2425	11	2004
10.	207.9	2287	11	1972

### Total Yards Per Game

	Avg.	Yards	G	Year
1.	479.8	6237	13	2007
2.	432.4	3973	13	2008
3.	422.4	5069	12	2009
4.	421.5	5479	13	2003
5.	403.1	4434	11	1983
6.	401.8	4420	11	1968
7.	396.8	3968	10	1950
8.	395.1	4346	11	1992
9.	393.2	4325	11	1995
10.	384.3	4228	11	1991

### Points Per Game

	Avg.	Pts.	G	Year
1.	42.7	556	13	2007
2.	34.5	380	11	1968
3.	33.4	434	13	2008
4.	31.8	350	11	1992
5.	31.6	316	10	1951
6.	29.5	384	13	2003
7.	29.4	353	12	2009
8.	29.0	348	12	2006
9.	29.0	290	10	1947
10.	28.5	314	11	1994

## DEFENSE

### Rushing Yards Per Game

	Avg.	Yards	G	Year
1.	83.2	999	12	2005
2.	94.8	1232	13	2007
3.	109.0	1308	12	2006
4.	109.2	1092	10	1947
5.	113.9	1139	10	1961
6.	117.6	1294	11	2004
7.	123.0	1600	13	2008
8.	125.7	1383	11	1992
9.	135.7	1357	10	1962
10.	138.2	1659	12	2009

### Passing Yards Per Game

	Avg.	Yards	G	Year
1.	48.3	483	10	1960
2.	61.0	610	10	1953
3.	61.2	612	10	1957
4.	74.1	741	10	1955
5.	77.7	777	10	1954
6.	82.0	820	10	1947
7.	86.6	866	10	1963
8.	90.4	994	11	1973
9.	92.8	1114	11	1975
10.	94.4	944	10	1945

### Total Yards Per Game

	Avg.	Yards	G	Year
1.	187.2	1872	10	1960
2.	189.1	1891	10	1947
3.	215.1	2151	10	1961
4.	235.8	2358	10	1962
5.	240.4	2404	10	1948
6.	240.7	2407	10	1946
7.	253.6	2536	10	1963
8.	255.9	2559	10	1952
9.	258.7	3104	11	1973
10.	272.0	3264	11	1975

### Points Per Game

	Avg.	Pts.	G	Year
1.	7.8	78	10	1960
2.	8.1	81	10	1961
3.	8.2	82	10	1947
4.	11.0	110	10	1952
5.	11.6	116	10	1962
6.	12.2	122	10	1963
7.	12.3	147	11	1975
8.	13.4	134	10	1959
9.	13.5	135	10	1946
10.	13.7	137	10	1948

# MISCELLANEOUS RECORDS

## TOTAL OFFENSE

### Plays in a Season

988; 512 rush, 476 pass (2007)

### Plays in a Game

96; 82 rush, 14 pass vs. Missouri (1991)  
96; 63 rush, 33 pass vs. North Texas (1979)

### Yards in a Season

6,237 (13 games in 2007)

### Yards Per Game in a Season

479.8 (13 games in 2007)

### Yards Per Play in a Season

6.4 (10 games in 1952)

### Yards in a Game

983 vs. Washington (Mo.) (1923)

### Yards vs. a Conference Opponent

648 vs. Missouri (1991)

### Yards Gained in a Loss

574 vs. Nebraska (2006)

### Yards Gained, Both Teams

1207; KU - 569, Texas - 638 (2019)

## FIRST DOWNS Season

326 (13 games in 2007)

### Rushing First Downs (In a Season)

159 (11 games in 1976)

### Passing First Downs (In a Season)

170 (13 games in 2007)

### Game

34 vs. Nebraska, 2007  
34 vs. Washington (Mo.) (1923)

### Rushing First Downs (In a Game)

26 vs. Missouri (1975)

### Passing First Downs (In a Game)

25 vs. Tennessee (1973)

## SCORING

### Points in a Season

556 (13 games in 2007)

### Season Average

42.7 (13 games in 2007)

### Points in a Game

86 vs. South Dakota State (1947)

### Points in a Conference Game

76 vs. Nebraska (2007)

### Points in a Half

49 (1st) vs. Toledo (2004)  
49 (1st) vs. Illinois State (1998)  
49 (1st) vs. St. Mary's (1912)

### Points in a Quarter

32 (4th) vs. Washington (Mo.) (1923)

### Combined Points (in a Game)

115; KU 76, Nebraska 39 (2007)

### Touchdowns in a Season

72 (13 games in 2007)

### Touchdowns in a Game

13 vs. South Dakota State (1947)

### Points By Kicking in a Season

120 (13 games in 2007)

18

**Consecutive Wins**  
ALL-TIME (1907-09)

15

**Home Winning Streak**  
(1908-10)

12

**Wins in a Season**  
(2007)

11

**Consecutive Wins**  
SEASON (2007)

10

**Consecutive Wins vs.  
One Opponent**  
KANSAS STATE (1956-65)

9

**Shutouts in a Season**  
(1905)

7

**Consecutive Shutouts**  
IN A SEASON (1904-05)

### Points By Kicking in a Game

21 vs. Wichita State (1983)

### Field Goals in a Season

24 (11 games in 1983)

### Field Goals in a Game

5 vs. Wichita State (1983)  
5 vs. Nebraska (1981)

## MARGINS

### Victory Margin

83; KU 83, Washington (Mo.) 0 (1923)

### Conference Game Victory Margin

55; KU 55, Kansas State 0 (1947)

## RUSHING

### Attempts in a Season

701 (11 games in 1976)

### Fewest Attempts in a Season

337 (11 games in 1986)

### Attempts in a Game

84 vs. Colorado (1977)

### Fewest Attempts in a Game

16 vs. Auburn (1987)

### Season Yards

3,488 (11 games in 1975)

### Season Per Carry Average

6.0; 3,116 on 516 (1950)

### Yards in a Game

662 vs. Washington (Mo.) (1923)

### Yards in a Conference Game

556 vs. Missouri (1975)

### Yards in a Road Game

499 at Oklahoma State (1962)

### Rushing Touchdowns in a Season

33 (10 games in 1968)

### Rushing Touchdowns in a Game

7 vs. Illinois State (1998)  
7 vs. Missouri (1991)  
7 vs. New Mexico (1968)

## PASSING

### Attempts in a Season

476 (13 games in 2007)

### Attempts in a Game

62 vs. Central Michigan (2017)

### Completions in a Season

302 (13 games in 2007)

### Completions in a Game

35 vs. Tennessee (1973)

### Yards in a Season

3,783 (13 games in 2007)

### Yards Per Game

291.0 (13 games in 2007)

### Yards in a Game

498 vs. Vanderbilt (1985)

### Yards in a Conference Game

422 vs. Colorado (2003)

### Yards in a Road Game

422 at Colorado (2003)

### Touchdown Passes in a Season

36 (13 games in 2007)

### Touchdown Passes in a Game

6 vs. Nebraska (2007)  
6 vs. Washburn (1938)

### Interceptions Thrown in a Season

24 (11 games in 1983)

### Interceptions Thrown in a Game

5 vs. Colorado (1983)  
5 vs. Louisville (1980)  
5 vs. Florida State (1973)

## PUNTING

### Punts in a Season

87 (12 games in 2017)

### Punts in a Game

15 vs. Nebraska (1972)

### Punting Yards in a Season

3,673 (12 games in 2014)

### Punting Yards in a Game

621 at West Virginia (2014)

## DEFENSE

### Fewest Yards Allowed in a Season

2,914 (1964)

### Fewest Yards Allowed Per Game

278.9 (1966)

### Fewest Yards Per Play Allowed in a Season

4.0 (1981)

### Fewest Total Yards Allowed in a Game

17 by Denver (1947)

### Fewest Yards Allowed in a Conference Game

35 by Kansas State (1961)

### Fewest Rushing Yards Allowed in a Season

999 (2005)

### Fewest Rushing Yards Allowed Per Game in a Season

83.2 (2005)

### Fewest Rushing Yards Allowed Per Attempt

2.4 (2005)

### Fewest Rushing Yards Allowed in a Game

-56 vs. Kansas State (1992)

### Fewest Completions Allowed in a Season

3.7 (37 in 10 games) (1954)

### Lowest Completion Percentage in a Season

.364 (1946)

### Fewest Passing Yards Allowed Per Game

48.3 (483 in 10 games)

### Fewest Passing Yards Allowed in a Game

0 numerous times (most recent vs. Colorado, 1988)

## TURNOVERS

### Forced in a Season

52 (11 games in 1973)

### Forced in a Game

8 vs. Florida State (1973)  
8 vs. Grinnell (1926)

### Fumbles Forced in a Season

46 (11 games in 1971)

### Fumbles Forced in a Game

15 vs. Oklahoma State (1974)

### Fumbles Recovered in a Season

27 (11 games in 1973)

### Fumbles Recovered in a Game

7 vs. Oklahoma (1950)  
7 vs. Missouri (1949)

### Interceptions in a Season

25 (11 games in 1973)

### Interceptions in a Game

8 vs. Grinnell (1926)

### Interception Yards in a Season

363 (11 games in 1972)

### Interception Yards in a Game

127 vs. Oklahoma State (1949)



# TEAM YEAR-BY-YEAR

YEAR	OVERALL			CONFERENCE		TOTAL OFFENSE		RUSHING		PASSING				SCORING	
	G	W-L	PCT.	W-L	PCT.	YDS.	AVG.	ATT.-YDS.	AVG.	ATT.-COMP.	INT.	PCT.	YDS.	AVG.	PTS.-AVG.
1945	10	4-5-1	.400	1-3-1	.200	2,651	265.1	— 1,859	185.9	132-49	—	.371	792	79.2	139-13.9
1946	10	7-2-1	.700	4-1	.800	2,212	221.2	— 1,477	147.7	92-36	9	.391	735	73.5	157-15.7
1947	10	8-1-1	.800	4-0-1	.800	3,365	336.5	414-2,153	202.7	124-63	5	.508	1,212	121.2	304-27.6
1948	10	7-3	.700	4-2	.667	2,769	276.9	451-1,698	169.8	157-57	17	.372	1,071	107.1	199-19.9
1949	10	5-5	.500	2-4	.333	3,446	344.6	— 1,913	191.3	203-84	26	.413	1,533	153.3	259-25.9
1950	10	6-4	.600	3-3	.500	3,968	396.8	516-3,116	311.6	121-44	14	.363	852	85.2	284-28.4
1951	10	8-2	.800	4-2	.667	3,517	351.7	— 2,412	241.2	155-61	12	.393	1,105	110.5	316-31.6
1952	10	7-3	.700	3-3	.500	3,189	318.9	534-1,951	195.1	179-82	14	.458	1,238	123.8	214-21.4
1953	10	2-8	.200	2-4	.333	2,322	232.2	481-1,732	173.2	114-38	16	.333	590	59.0	83-8.3
1954	10	0-10	.000	0-6	.000	1,881	188.1	411-1,238	123.8	128-40	18	.312	643	64.3	93-9.3
1955	10	3-6-1	.300	1-4-1	.167	2,041	204.1	448-1,253	125.3	119-39	18	.327	788	78.8	93-9.3
1956	10	3-6-1	.300	2-4	.333	2,641	264.1	539-1,960	196.0	116-37	16	.319	681	68.1	163-16.3
1957	10	5-4-1	.500	5-2	.714	2,322	232.2	479-1,501	150.1	112-52	12	.464	821	82.1	115-11.5
1958	10	4-5-1	.400	3-3-1	.429	2,248	224.8	465-1,753	175.3	102-32	11	.314	495	49.5	87-8.7
1959	10	5-5	.500	4-3	.571	2,244	224.4	373-1,678	167.8	78-37	6	.474	566	56.6	163-16.3
1960	10	7-2-1	.700	6-0-1	.857	2,762	276.2	504-2,068	206.8	103-53	5	.515	694	69.4	219-21.9
1961	10	6-3-1	.600	5-2	.714	2,962	296.2	604-2,286	228.6	102-46	6	.451	676	67.6	245-24.5
1962	10	6-3-1	.600	4-2-1	.571	3,291	329.1	522-2,610	261.0	108-47	5	.435	681	68.1	214-21.4
1963	10	5-5	.500	3-4	.429	3,038	303.8	491-2,431	243.1	110-37	11	.336	607	60.7	207-20.7
1964	10	6-4	.600	5-2	.714	2,607	260.7	468-1,896	189.6	122-54	4	.443	711	71.1	136-13.6
1965	10	2-8	.200	2-5	.286	2,349	234.9	400-1,405	140.5	202-78	7	.386	944	94.4	119-11.9
1966	10	2-7-1	.200	0-6-1	.000	2,517	251.7	506-1,608	160.8	162-81	14	.500	909	90.9	106-10.6
1967	10	5-5	.500	5-2	.714	2,877	287.7	457-1,503	150.3	184-85	12	.462	1,374	137.4	166-16.6
1968	11	9-2	.818	6-1	.857	4,420	401.8	594-2,999	272.6	183-90	6	.492	1,421	129.2	394-35.8
1969	10	1-9	.100	0-7	.000	3,056	305.6	517-1,776	177.6	204-79	16	.387	1,280	128.0	176-17.6
1970	11	5-6	.455	2-5	.296	3,599	327.2	554-2,345	213.2	202-85	16	.421	1,254	114.0	270-24.5
1971	11	4-7	.364	2-5	.296	2,892	262.9	541-1,639	149.0	224-104	13	.464	1,253	113.9	187-17.0
1972	11	4-7	.364	2-5	.296	3,717	337.9	472-1,430	130.0	315-159	23	.505	2,287	207.9	208-18.9
1973	11	7-3-1	.636	4-2-1	.571	3,182	265.2	430-1,043	86.9	337-174	11	.516	2,139	194.5	253-21.1
1974	11	4-7	.364	1-6	.143	3,596	326.9	507-2,310	210.0	198-86	18	.434	1,286	116.9	157-14.3
1975	11	7-4	.636	4-3	.571	3,934	327.8	670-3,488	290.7	83-32	5	.386	446	37.2	262-21.8
1976	11	6-5	.545	2-5	.296	3,804	345.8	701-3,271	297.4	120-36	15	.300	533	48.5	260-23.6
1977	11	3-7-1	.273	2-4-1	.296	2,993	272.1	633-2,329	211.7	118-42	12	.356	664	60.4	131-11.9
1978	11	1-10	.091	0-7	.000	2,663	242.1	473-1,229	111.7	260-110	18	.423	1,434	130.4	124-11.3
1979	11	3-8	.273	2-5	.296	2,935	266.8	474-1,273	115.7	274-124	16	.453	1,662	151.1	172-15.6
1980	11	4-5-2	.364	3-3-1	.429	3,339	303.5	520-2,079	189.0	212-98	15	.462	1,260	114.5	171-15.5
1981	11	8-3	.727	4-3	.571	3,003	273.0	544-1,642	149.3	206-101	11	.490	1,361	123.7	188-15.7
1982	11	2-7-2	.182	1-5-1	.143	2,920	265.5	441-1,184	107.6	296-139	20	.470	1,736	157.8	150-13.6
1983	11	4-6-1	.364	2-5	.296	4,434	403.1	398-1,288	117.1	407-216	24	.531	3,146	286.0	296-26.9
1984	11	5-6	.455	4-3	.571	3,673	333.9	452-1,520	138.2	304-169	14	.556	2,153	195.7	218-19.8
1985	12	6-6	.500	2-5	.286	4,523	376.9	444-1,466	122.2	426-235	13	.552	3,057	254.8	262-21.9
1986	11	3-8	.273	0-7	.000	2,786	253.3	337-806	73.3	378-192	20	.508	1,980	180.0	112-10.1
1987	11	1-9-1	.091	0-6-1	.000	3,015	274.1	453-1,220	110.9	288-163	23	.566	1,795	163.2	135-12.3
1988	11	1-10	.091	1-6	.143	3,442	312.9	434-1,577	143.4	270-133	15	.493	1,865	169.5	189-17.2
1989	11	4-7	.364	2-5	.286	3,951	359.2	492-1,787	189.7	268-144	15	.537	2,164	196.7	248-22.5
1990	11	3-7-1	.273	2-4-1	.286	4,070	370.0	576-2,162	196.5	257-145	14	.564	1,908	173.5	213-19.4
1991	11	6-5	.545	3-4	.429	4,228	384.4	614-2,698	245.2	231-114	7	.493	1,530	139.1	303-27.5
1992	12	8-4	.667	4-3	.571	4,346	395.1	563-2,553	232.1	249-118	13	.474	1,793	163.0	380-31.7
1993	12	5-7	.417	3-4	.429	4,276	356.3	581-2,567	213.9	252-137	8	.544	1,709	142.4	242-20.2
1994	11	6-5	.545	3-4	.429	4,268	388.0	558-2,718	247.1	196-114	6	.582	1,550	140.9	324-29.5
1995	12	10-2	.833	5-2	.714	4,325	393.2	493-2,276	206.9	303-182	11	.601	2,049	170.8	345-28.8
1996	11	4-7	.364	2-6	.250	3,850	350.0	514-1,795	163.2	290-155	8	.534	2,055	186.8	300-27.3
1997	11	5-6	.455	3-5	.375	2,656	241.5	411-1,267	115.2	219-98	8	.447	1,389	126.3	177-16.1
1998	11	4-7	.364	1-7	.125	3,517	319.7	429-1,638	148.9	270-133	9	.493	1,879	170.8	280-25.5
1999	12	5-7	.364	3-5	.375	3,992	332.7	512-2,053	171.1	316-164	10	.518	1,939	161.6	294-24.5
2000	12	4-7	.364	2-6	.250	3,755	341.4	471-1,732	157.5	321-145	11	.452	2,023	183.9	261-21.8
2001	11	3-8	.273	1-7	.125	2,968	269.8	438-1,288	117.1	295-132	15	.447	1,680	152.7	182-16.5
2002	12	2-10	.167	0-8	.000	3,801	316.8	472-1,515	126.3	430-200	12	.465	2,286	190.5	248-20.7
2003	13	6-7	.462	3-5	.375	5,479	421.5	492-2,152	165.5	414-255	15	.594	3,327	255.9	384-29.5
2004	11	4-7	.364	2-6	.333	3,459	314.5	378-1,034	94.0	420-234	19	.557	2,425	220.5	262-23.8
2005	12	7-5	.583	3-5	.375	3,956	329.7	425-1,608	134.0	396-211	19	.533	2,348	195.7	269-22.4
2006	12	6-6	.500	3-5	.375	4,491	374.2	438-2,387	176.6	363-203	19	.559	2,372	197.7	348-29.0
2007	13	12-1	.923	7-1	.875	6,237	479.8	512-2,454	188.8	476-302	7	.634	3,783	291.0	556-42.7
2008	13	8-5	.615	4-4	.500	5,621	432.4	445-1,648	126.8	500-333	13	.666	3,973	305.6	434-33.4
2009	12	5-7	.417	1-7	.125	5,069	422.4	379-1,345	112.1	506-320	10	.632	3,724	310.3	353-29.4
2010	12	3-9	.250	1-7	.125	3,557	296.4	470-1,615	134.6	353-203	14	.575	1,942	161.8	205-17.1
2011	12	2-10	.200	0-9	.000	3,922	326.8	543-2,314	159.4	301-191	12	.635	2,009	167.4	268-22.3
2012	12	1-11	.083	0-9	.000	4,324	360.3	558-2,540	211.7	313-148	13	.473	1,784	148.7	219-18.2
2013	12	3-9	.250	1-8	.125	3,534	294.5	496-1,849	154.1	329-154	12	.468	1,685	140.4	184-15.3
2014	12	3-9	.250	1-8	.125	3,889	324.1	466-1,454	121.2	376-204	13	.542	2,435	202.9	214-17.8
2015	12	0-12	.000	0-9	.000	3,978	331.5	444-1,355	112.9	452-243	14	.538	2,623	218.6	183-15.2
2016	12	2-10	.200	1-8	.125	4,134	359.5	405-1,429	119.1	465-278	16	.597	2,885	240.4	243-20.2
2017	12	1-11	.091	0-9	.000	3,948	329.0	391-1,231	102.6	460-249	17	.541	2,717	226.4	224-18.7
2018	12	3-9	.250	1-8	.111	4,210	350.8	423-2,313	158.6	392-229	4	.584	2,307	192.25	286-23.8
2019	12	3-9	.250	1-8	.111	4,527	377.2	383-1,749	145.8	390-235	14	.602	2,778	231.5	282-23.5
2020	9	0-9	.000	0-8	.000	2,333	259.2	354-944	104.9	283-155	10	.541	1,389	154.3	142-15.8
2021	12	2-10	.167	1-8	.111	3									

TOTAL DEFENSE				RUSHING		PASSING					SCORING	
YEAR	G	YDS.	AVG.	ATT.-YDS.	AVG.	ATT.-COMP.	INT.	PCT.	YDS.	AVG.	PTS.	AVG.
1946	10	2,980	298.0	— 2,036	203.6	143-60	--	420	944	94.4	175	17.5
1947	10	2,407	240.7	— 1,454	145.4	154-56	12	363	953	95.3	135	13.5
1948	10	1,891	189.1	— 1,092	109.2	106-52	14	490	820	82.0	82	8.2
1949	10	2,404	240.4	— 1,528	152.8	158-74	15	468	876	87.6	137	13.7
1950	10	3,561	356.1	— 2,232	223.2	195-85	21	430	1,329	132.9	183	18.3
1951	10	3,186	318.6	— 2,057	205.7	182-92	14	510	1,129	112.9	188	18.8
1952	10	3,023	302.3	— 1,930	193.0	205-93	15	453	1,098	109.8	208	20.8
1953	10	2,559	255.9	— 1,534	153.4	161-80	12	490	1,025	102.5	110	11.0
1954	10	2,760	276.0	— 2,150	215.0	105-44	9	419	610	61.0	179	17.9
1955	10	4,005	400.5	— 3,228	322.8	81-37	5	456	777	77.7	376	37.6
1956	10	2,868	286.8	— 2,127	212.7	128-51	10	398	741	74.1	222	22.2
1957	10	3,105	310.5	— 2,082	208.2	148-64	11	432	1,023	102.3	215	21.5
1958	10	3,453	345.3	— 2,841	284.1	97-42	14	433	612	61.2	230	23.0
1959	10	3,367	336.7	— 2,384	238.4	161-70	13	435	983	98.3	162	16.2
1960	10	2,744	274.4	— 1,705	170.5	180-82	7	456	1,039	103.9	134	13.4
1961	10	1,872	187.2	— 1,389	138.9	113-43	11	381	483	48.3	78	7.8
1962	10	2,151	215.1	— 1,139	113.9	172-77	7	448	1,012	101.2	81	8.1
1963	10	2,358	235.8	— 1,357	135.7	186-81	8	435	1,001	100.1	116	11.6
1964	10	2,536	253.6	— 1,670	167.0	164-64	14	390	866	86.6	122	12.2
1965	10	2,914	291.4	490-1,853	185.3	148-71	12	480	1,061	106.1	146	14.6
1966	10	2,934	293.4	533-1,955	195.5	151-69	17	457	979	97.9	215	21.5
1967	10	2,789	278.9	486-1,495	149.5	177-103	8	582	1,294	129.4	188	18.8
1968	11	2,948	294.8	503-1,454	145.4	219-113	10	516	1,494	149.4	146	14.6
1969	10	3,210	291.8	482-1,607	146.1	267-128	14	480	1,603	145.7	175	15.9
1970	11	3,657	365.7	562-2,228	228.8	198-102	9	540	1,429	142.9	290	29.0
1971	11	4,551	413.7	661-2,994	272.2	243-124	18	510	1,557	141.5	277	25.2
1972	11	3,856	350.5	581-2,448	222.5	234-96	17	410	1,408	128.0	286	26.0
1973	11	4,201	381.9	597-2,267	206.1	278-128	19	460	1,934	175.8	305	27.7
1974	11	3,104	258.7	587-2,110	175.8	165-73	25	442	994	90.4	189	15.8
1975	11	3,467	315.2	655-2,324	211.3	195-101	9	518	1,143	103.9	247	22.5
1976	11	3,264	272.0	596-2,150	179.2	191-89	18	466	1,114	92.8	147	12.3
1977	11	3,691	335.5	575-2,260	205.5	245-105	19	429	1,431	130.1	251	22.8
1978	11	4,318	392.5	654-3,141	285.5	190-84	12	442	1,177	107.0	269	24.5
1979	11	4,988	453.5	719-3,680	334.5	172-101	6	587	1,309	118.9	345	31.4
1980	11	4,619	419.9	585-2,737	253.5	266-139	14	523	1,882	171.1	346	31.5
1981	11	3,793	344.8	572-2,178	198.0	244-118	12	484	1,615	146.9	208	18.9
1982	11	3,112	282.9	534-1,962	178.4	237-110	15	464	1,150	104.5	185	16.8
1983	11	4,305	391.4	634-2,903	263.9	201-87	7	433	1,402	127.5	276	25.1
1984	11	4,506	409.6	542-3,008	250.5	252-134	13	531	1,750	159.1	320	29.1
1985	12	4,271	388.3	500-2,138	194.4	295-158	11	536	2,133	193.9	298	27.1
1986	11	4,622	383.4	522-2,119	176.6	345-184	19	535	2,482	206.8	280	23.3
1987	11	4,370	397.3	628-2,770	251.8	239-136	11	569	1,600	145.5	326	29.6
1988	11	4,467	406.1	619-3,255	295.9	193-92	6	477	1,212	110.2	395	35.9
1989	11	5,896	536.0	642-3,937	357.9	245-157	11	641	1,959	178.1	502	45.6
1990	11	5,285	480.5	583-2,928	266.2	258-152	7	585	2,357	214.3	383	34.8
1991	11	4,568	415.2	452-2,207	200.6	295-158	8	535	2,361	214.6	365	33.2
1992	12	4,228	384.4	426-1,660	150.9	297-162	10	545	1,879	170.8	244	22.2
1993	12	3,506	318.7	459-1,383	125.7	307-158	16	515	2,141	194.6	242	22.0
1994	11	4,608	384.0	514-2,360	196.7	313-176	8	562	2,248	187.3	256	21.3
1995	12	4,408	400.0	448-1,883	171.2	322-195	8	606	2,525	135.8	242	22.0
1996	11	4,248	386.2	466-2,043	185.7	326-168	15	515	2,205	200.5	231	21.0
1997	11	4,823	438.5	477-2,367	215.2	279-152	12	545	2,456	223.3	358	32.5
1998	11	3,976	361.5	546-2,270	206.4	256-141	8	551	1,706	155.1	279	25.4
1999	12	4,262	387.5	560-2,592	235.6	239-123	12	515	1,670	151.8	341	31.0
2000	12	4,407	400.6	491-2,178	198.0	299-173	11	579	2,229	202.6	359	32.6
2001	11	4,702	427.5	536-2,607	237.0	311-165	12	531	2,095	190.5	398	36.2
2002	12	5,669	472.4	533-3,075	256.3	302-167	12	555	2,594	216.2	507	42.3
2003	13	5,364	412.6	518-2,531	194.7	390-242	12	602	2,833	217.9	396	30.5
2004	11	3,800	345.5	389-1,294	117.6	375-202	16	539	2,506	227.8	235	21.4
2005	12	3,639	303.2	414- 999	83.2	420-238	15	567	2,640	220.0	264	22.0
2006	12	4,537	378.1	373-1,308	109.0	470-248	12	528	3,229	269.1	306	25.5
2007	13	4,125	317.3	401-1,232	94.8	528-303	23	574	2,893	222.5	213	16.3
2008	13	5,157	396.7	406-1,600	123.1	521-318	15	610	3,557	273.6	375	28.8
2009	12	4,599	383.3	413-1,659	138.2	423-260	7	615	2,940	245.0	341	28.4
2010	12	5,132	427.7	491-2,462	205.2	341-224	7	657	2,670	222.5	413	34.4
2011	12	6,197	516.4	491-3,052	238.5	375-261	8	696	3,335	277.9	525	43.8
2012	12	5,782	481.8	450-2,311	192.6	403-272	11	675	3,471	289.2	433	36.1
2013	12	5,191	432.6	485-2,287	190.6	407-235	14	577	2,904	242.0	382	31.8
2014	12	5,438	453.2	466-2,516	209.7	399-233	9	583	2,922	243.5	399	33.2
2015	12	6,730	560.8	565-3,206	267.2	402-267	9	664	3,524	293.7	553	46.1
2016	12	5,474	456.2	549-2,837	236.4	357-211	26	591	2,637	219.8	448	37.3
2017	12	5,620	468.3	491-2,059	171.6	382-265	4	694	3,561	296.8	521	43.4
2018	12	5,022	418.5	423-2,313	171.8	392-229	4	584	2,961	246.8	360	30.0
2019	12	5,736	478.0	551-2,742	228.5	376-240	6	638	2,994	249.5	433	36.1
2020	9	4,133	459.2	366-2,281	236.2	257-159	4	619	2,007	223.0	414	46.0
2021	12	5,841	486.8	496-2,999	249.9	314-221	7	703	2,842	236.8	506	42.2





# HISTORY OF KANSAS FOOTBALL

# FIRST TEAM AP ALL-AMERICANS




## RAY EVANS - 1947 ALL-AMERICAN

Ray Evans, KU's first All-America selection (along with Otto Schnellbacher), qualifies as one of the greatest athletes in Kansas history.

Evans is the only player in NCAA history to lead the nation in both passing (1,117 yards) and interceptions (10) in the same season (1942). His single-season interception mark, in fact, still remains a KU record. In addition to being an All-American in football, Evans was also a two-time selection as a Helms Foundation basketball All-American for head coach Phog Allen.

He is the only athlete in KU history to have both his football jersey number (42) and basketball jersey (15) retired. Evans was a key performer in helping the Jayhawks to an 8-1-2 record, a first-place tie in the Big Six Conference and a spot in the 1948 Orange Bowl his senior season. Evans once owned the NCAA record of consecutive passing attempts (60) without an interception. He played professionally for one season with Pittsburgh.



## OTTO SCHNELLBACHER - 1947 ALL-AMERICAN

Known as the "Double Threat from Sublette," Otto Schnellbacher excelled during his days as an athlete at Kansas in both football and basketball. Schnellbacher served as a co-captain of the 1947 Jayhawk team that won a share of the conference title and earned a spot in the Orange Bowl.

He is one of just three KU athletes to serve as a captain in both football and basketball. A two-time All-Big Six selection, Schnellbacher was credited with 58 career pass receptions for 1,069 yards and both marks stood as school records for 22 years. He averaged 18.4 yards per reception. Schnellbacher was a regular in 1942 and had his career put on hold during World War II. A four-time all-conference selection in basketball, Schnellbacher played both football and basketball professionally. He played football for four seasons with the New York Yankees of the All-America Football Conference and the New York Giants of the NFL. He intercepted 34 passes and was named All-Pro defensive back three times before retiring after the 1951 season.



## GEORGE MRKONIC - 1951 ALL-AMERICAN

George Mrkonic teamed with Oliver Spencer to anchor one of the great lines in Kansas football history during the early 1950s.

Mrkonic, a two-time (1950-51) all-conference selection, played left guard on offense and defensive tackle. Mrkonic also handled punting duties during his KU career and led the Jayhawks in punting statistics in 1951.

During his three years in the lineup, Kansas compiled a combined 21-9 record, including an 8-2 mark in 1951 and 7-3 record in 1952. Mrkonic was selected to play in the East-West Shrine Game in 1952 and had a brief stint in professional football as a member of the Philadelphia Eagles. He also played one season in the Canadian Football League.



## OLIVER SPENCER - 1952 ALL-AMERICAN

A dominating blocker and outstanding athlete, Spencer and teammate George Mrkonic were recognized as two of college football's premier linemen during the early 1950s. Spencer excelled at right offensive tackle, helping the Jayhawks to a combined 15-5 mark during his two seasons as a regular on the offensive front.

As a sophomore, Spencer was a backup at KU behind future pro football hall of famer Mike McCormack. Following his senior season, Spencer was selected to play in both the East-West Shrine Game and the Senior Bowl.

He played in the National Football League for the Detroit Lions and Green Bay Packers from 1953-61, and served as an offensive line coach for the Oakland Raiders for 19 seasons (1962-79).



## GIL REICH - 1952 ALL-AMERICAN

Although he played just one season at Kansas after transferring from the United States Military Academy, Gil Reich quickly established himself as one of the most determined performers in Jayhawk history.

He was a standout as a cornerback, excelling in run support and as a punt returner. Reich earned all-conference and All-America honors for his performance as a defensive back. In addition, Reich split time as the starting quarterback with Jerry Robertson. He accounted for 428 yards in total offense and was credited with five touchdown passes. He averaged 17.2 yards on 19 punt returns and also served as the Jayhawks' punter and kicked extra points.

Reich was also a two-sport standout, playing a significant role on the Jayhawks' 1952-53 basketball team. As a starting guard, Reich helped direct the Jayhawks to the 1953 National Championship game -- a 69-68 loss to Indiana.



## JOHN HADL - 1960-61 ALL-AMERICAN

John Hadl easily represents one of the greatest all-around performers in Kansas history. The Jayhawks' first two-time All-America selection, Hadl excelled in the Jayhawk offense as a quarterback and part-time halfback.

He was also a highly effective defensive back, return specialist and one of the nation's top punters during his three-year career. His jersey No. 21 is one of just three retired in Kansas football history. A three-time all-conference selection, Hadl ended his career with 1,281 yards passing and 1,016 yards rushing. He still holds the school record for longest punt (94 yards vs. Oklahoma in 1959, third-longest in NCAA history) and has the third-longest interception return (98 yards vs. TCU in 1959).

Hadl, who led the nation in punting in 1959 with a 45.6 average, was a standout on some of KU's great teams. The Jayhawks were a combined 14-5-2 his junior and senior seasons with Hadl at the controls and ranked nationally in the top 20 each season. He concluded his senior season by leading KU to a 33-7 win over Rice in the Bluebonnet Bowl. Hadl was named Most Valuable Player in the East-West Shrine game and the College All-Star Game.

Hadl enjoyed a 16-year career in the NFL, passing for 33,513 yards. He was recognized as the NFL Man of the Year in 1971 and was inducted into the College Football Hall of Fame in 1994. Following a successful career in coaching, Hadl moved into administration and currently serves as an associate athletics director at his alma mater.



# FIRST TEAM AP ALL-AMERICANS



## GALE SAYERS - 1963-64 ALL-AMERICAN

Gale Sayers, the "Kansas Comet," established himself in his collegiate and professional career as one of the great running backs in the history of football. A two-time All-America selection for the Jayhawks, Sayers concluded his KU career with 2,675 yards rushing and 3,917 all-purpose yards. Sayers led KU in rushing, touchdowns and kickoff returns all three years he was in the lineup. He also led the team in receiving and punt returns as a junior and senior. Sayers became the first player in NCAA Division IA history to record a 99-yard run when he broke loose against Nebraska in Lincoln during the 1963 season. He also had a 96-yard kickoff return in a 15-14 upset of Oklahoma his senior season.

Sayers was a first-round draft pick of the Chicago Bears (and Kansas City Chiefs) and had an abbreviated seven-year NFL career that was cut short by a knee injury. He led the league in rushing in 1966 and 1969. He retired in 1972 with a career total of 4,956 rushing yards. He was inducted into the Pro Football Hall of Fame in 1977 at age 34, the youngest person



## BOBBY DOUGLASS - 1968 ALL-AMERICAN

Twice selected All-Big Eight Conference (1967-68), Douglass was named to both the United Press International (UPI) and Kodak All-America teams in 1968. In his senior season, Douglass directed the Pepper Rodgers-coached Jayhawks to a 9-2 record, a share of the Big Eight Conference title and a spot in the 1969 Orange Bowl. He passed for 1,316 yards and 12 touchdowns his final year as a Jayhawk. He threw for touchdowns in six-consecutive games in 1968 which represented a school record. He ranks eighth all-time in career passing yardage with 2,817 yards.

His 3,832 yards in total offense qualifies as the 10th-best mark in KU history and he was responsible for 39 touchdowns during his career, a mark that ranks sixth on KU's all-time listing. Douglass was selected to play in the Senior Bowl, American Bowl and the College All-Star game in Chicago following his senior season. He earned Most Valuable Player honors in the American Bowl. Douglass played professionally in the NFL for 13 years with Chicago, San Diego, New Orleans and Green Bay.



## JOHN ZOOK - 1968 ALL-AMERICAN

A three-year letterman and two-time All-Big Eight Conference selection, John Zook anchored one of the top defensive units in Kansas football history.

Zook earned All-America honors in 1968 as the defensive standout on a Kansas team that finished with a 9-2 record, shared the conference championship and faced Penn State in the Orange Bowl. The Jayhawks were ranked sixth nationally in the final Associated Press poll -- Zook's senior season.

He finished his career with 202 total tackles, which ranks as the fourth-best mark among defensive linemen in school history.

"He never played but full speed from snap one to snap 100. He was the most full-speed player on every snap that you could imagine," said Pepper Rodgers.



## DAVID JAYNES - 1973 ALL-AMERICAN

David Jaynes brought a lethal arm to the Kansas offense in the early 1970s and broke virtually every season and career passing mark in the Jayhawk record book. A highly recruited high school quarterback at nearby Bonner Springs, Jaynes concluded his career ranked No. 1 all-time in passing yardage (a mark later broken by Frank Seurer) with 5,132 yards. His 35-career passing touchdowns stood as a school record for 34 years.

Jaynes, who earned All-America honors in 1973, had his greatest game as a senior in 1973 with a school-record performance against Tennessee in Knoxville. Jaynes connected on 35-of-58 attempts for 394 yards. "I've never seen him have a better day in his life," said then-head coach Don Fambrough. Jaynes directed the Jayhawks to a 7-4-1 record his senior year, including a trip to the Liberty Bowl. Jaynes, who led KU in passing for three-consecutive seasons, finished fourth in the voting for the Heisman Trophy in 1973.



## BRUCE KALLMEYER - 1993 ALL-AMERICAN

Bruce Kallmeyer is regarded as one of the most potent offensive weapons in Kansas history thanks to his talents as a placekicker. Kallmeyer concluded his four-year Jayhawk career with single-season marks of field goals made (24), attempted (29) and ranks first all-time in career field goal percentage (77.9). Kallmeyer also established new standards in the Kansas record book for most field goals in a game (five) which he recorded twice in his career, against Nebraska in 1981 and Wichita State in 1983. Kallmeyer also had four field goals in the Jayhawks' upset win over Southern California in 1983.

Kallmeyer, who had a career-long 57-yard field goal against Iowa State as a senior, ranks fourth all-time in scoring with 233 points. His 98 points in 1983 qualifies as the third-best single-season mark in KU history and his 21 points against Wichita State in the same season represents the most single-game points by a KU kicker in history.



## ANTHONY COLLINS - 2007 ALL-AMERICAN

Big, strong, and fast, Anthony Collins became one of the nation's premier offensive linemen in his junior season, his final year at Kansas before declaring early for the NFL Draft. The 6-6, 310-pounder was named All-America First Team by the Associated Press, Walter Camp Foundation and Football Writer's Association of America, among others, in 2007.

The Beaumont, Texas native was also one of three finalists for the Outland Trophy given to the nation's top interior linemen. Collins helped pave the way for consecutive 1,000-yard rushers in Jon Cornish and Brandon McAnderson during his last two years, while anchoring an offensive unit that was among the nation's most productive his junior year. Collins played both right and left tackle during his career. He earned All-Big 12 Honorable Mention honors as a sophomore at right tackle and then was named an All-Big 12 First Team pick as a junior after switching to the left side. He was drafted in the fourth round by the Cincinnati Bengals in 2008.



## AQIB TALIB - 2007 ALL-AMERICAN

A versatile performer, Aqib Talib capped off his Kansas career by being named a consensus All-America selection after his junior season. In that junior campaign he helped lead the Jayhawks to a 12-1 record, a regular season national ranking of second and a FedEx Orange Bowl victory. A tremendous cornerback, Talib led the country in passes defended as a sophomore with 28 and then recorded 18 more the following season.

He finished his career with 13 interceptions, second all-time at KU, and added 45 passes broken up despite leaving for the NFL after his junior season. He also recorded 66 tackles as a junior as he was the Jack Tatum Award winner, a Bronko Nagurski finalist, a Jim Thorpe semifinalist and a Walter Camp watch list selection in addition to his All-America honors in 2007. Not only did Talib excel on the defensive side of the football, he saw action as a wide receiver as well. In 2007 he caught eight passes for 182 yards and four touchdowns, giving him five touchdowns on nine career receptions. In his final game at KU he was named the MVP of the FedEx Orange Bowl. He was drafted 20th overall by Tampa Bay in the 2008 NFL Draft after his junior campaign.

# NATIONAL HONORS

## ALL-AMERICA

1935	Rutherford Hayes	2nd	NEA
		HM	AP
1947	Ray Evans	1st	AP
		3rd	FWAA
1947	Otto Schnellbacher	1st	AP
1951	George Mrkonjic	1st	AP
1952	Gil Reich	1st	AP
		1st	FWAA
1952	Oliver Spencer	1st	AP
1960	John Hadl	1st	AP
		1st	FWAA
1961	John Hadl	1st	AP
		1st	FWAA
1961	Curtis McClinton	1st	TSN
1963	Gale Sayers	1st	AP
		1st	AFCA
		1st	WC
1964	Gale Sayers	1st	AP
		1st	AFCA
		1st	FWAA
		1st	WC
1968	Bobby Douglass	1st	AP
		1st	AFCA
1968	John Zook	1st	AP
		1st	AFCA
		1st	FWAA
1973	David Jaynes	1st	AP
		1st	AFCA
		1st	WC
1975	Nolan Cromwell	HM	AP
1983	Bruce Kallmeyer	1st	AP
		1st	AFCA
1984	Willie Pless	2nd	AP
1991	Tony Sands	3rd	AP
1992	Dana Stubblefield	2nd	AP
2004	Charles Gordon	3rd	AP
2005	Nick Reid	3rd	AP
2007	Aqib Talib	1st	AP
		1st	FWAA
		1st	WC
2007	Anthony Collins	1st	AP
		1st	FWAA
		1st	WC
2007	James McClinton	2nd	AP
2018	Joe Dineen Jr.	2nd	AP
		2nd	TSN
2018	Pooka Williams Jr.	2nd	FWAA

AP - Associated Press; FWAA - Football Writer's Association of America; TSN - The Sporting News; WC - Walter Camp; AFCA - American Football Coaches Association; NEA - Newspaper Enterprise Association

## FWAA FRESHMAN ALL-AMERICA

2018	Pooka Williams Jr.
------	--------------------

## 247 SPORTS FRESHMAN ALL-AMERICA

2020	Karon Prunty
------	--------------

## THE SPORTING NEWS FRESHMAN ALL-AMERICA

2003	Charles Gordon
2003	Jonathan Lamb
2003	Bob Whitaker

## COLLEGE FOOTBALL HALL OF FAME

1951	Fielding H. Yost, coach (1899)
1954	Jim Bausch, HB (1929-30)
1964	Ray Evans, HB (1941-42, 46-47)
1964	Gale Sayers, HB (1962-64)
1994	John Hadl, QB (1959-61)
2001	John Outland, OT (1895)



## ACADEMIC ALL-AMERICA - COSIDA

1964	Fred Elder
1967	Mike Sweatman
1968	Dave Morgan
1970	Mike McCoy (2nd Team)
1971	Mike McCoy
1976	Tom Fitch
1982	Bruce Kallmeyer (2nd Team)
1995	Darrin Simmons
2007	Russell Brorsen
2007	John Larson (2nd Team)

## NATIONAL FOOTBALL FOUNDATION AND HALL OF FAME GRADUATE FELLOWSHIPS

1964	Ron Oelschlager
------	-----------------

## NCAA POSTGRADUATE SCHOLARSHIP

1964	Ron Oelschlager
1968	David Morgan
1971	Mike McCoy
1972	John Schroll
1978	Tom Fitch
1986	Mark Henderson

## NATIONAL FOOTBALL FOUNDATION SCHOLAR-ATHLETES

1964	Ron Oelschlager
1971	Mike McCoy
1977	Tom Fitch

## NATIONAL ASSOCIATION OF COLLEGE DIRECTORS OF ATHLETICS

1993	Greg Ballard
------	--------------

## NFL HALL OF FAME

1977	Gale Sayers, Chicago
1985	Mike McCormack, Cleveland
1992	John Riggins, Washington

## CANADIAN FOOTBALL HALL OF FAME

2005	Willie Pless, LB
------	------------------

## NATIONAL COACH OF THE YEAR

2007	Mark Mangino
------	--------------

## HEISMAN VOTING

1961	John Hadl (7th)
1968	Bobby Douglass (7th)
1973	David Jaynes (4th)

## BOWL GAME MVPs

### 1961 BLUEBONNET BOWL

Ken Coleman, FB (Offensive MVP)

### 1969 ORANGE BOWL

Donnie Shanklin, RB (Offensive MVP)

### 1973 LIBERTY BOWL

David Jaynes, QB (Offensive MVP)

### 1992 ALOHA BOWL

Dana Stubblefield, DT (MVP)

### 1995 ALOHA BOWL

Mark Williams, QB (MVP)

### 2005 FORT WORTH BOWL

Jason Swanson, QB (MVP)

### 2008 FEDEX ORANGE BOWL

Aqib Talib, CB (MVP)

### 2008 INSIGHT BOWL

Dezmon Briscoe, WR (Offensive MVP)

James Holt, LB (Defensive MVP)



# ALL-STAR GAME SELECTIONS

## ALL-AMERICAN - (TUCSON, ARIZ.)

1961 Elvin Basham, guard

## AMERICAN BOWL - (TAMPA, FLA.)

1968 Bobby Douglass, quarterback  
1968 John Zook, end  
1968 Dave Morgan, defensive back  
1970 Steve Lawson, tackle  
1971 Kenny Page, linebacker  
1973 Don Goode, defensive end  
1975 Steve Taylor, cornerback  
1976 Chris Golub, free safety

## BLUE-GRAY - (MONTGOMERY, ALA.)

1953 Joe Lundy, tackle  
1960 Roger Hill, halfback  
1960 Doyle Schick, fullback  
1962 Marvin Clothier, tackle  
1963 Ken Coleman, fullback  
1964 Brian Schweda, tackle  
1971 Kenny Page, linebacker  
1972 Eddie Sheats, linebacker  
1972 Roger Bernhardt, guard  
1972 Gery Palmer, tackle  
1974 Steve Towle, linebacker  
1976 Terry Beeson, linebacker  
1983 Paul Fairchild, guard  
1983 Reggie Smith, tackle  
1984 Bennie Simecka, center  
1985 Mike Norseth, quarterback (MVP)  
1985 Willie Pless, linebacker  
1985 Sylvester Byrd, tight end  
1986 Paul Oswald, center  
1988 Willie Vaughn, wide receiver  
1990 Chip Budde, center  
1994 Kwamie Lassiter, defensive back  
1994 Gerald McBurrows, defensive back  
1996 Scott Whittaker, offensive tackle  
1998 Justin Glasgow, offensive guard  
2000 Carl Nesmith, defensive back  
2001 Algie Atkinson, linebacker  
2001 Justin Hartwig, offensive line

## CASINO DEL SOL BOWL - (TUCSON, ARIZ.)

2013 Dayne Crist, quarterback

## CHALLENGE BOWL - (SEATTLE, WASH.)

1978 Franklin King, defensive tackle  
(Corpus Christi, Texas)  
1962 Rodger McFarland, quarterback  
1963 Armand Baughman, fullback

## COACHES ALL-AMERICA GAME

1961 Fred Hageman, center  
1965 Gale Sayers, halfback  
1965 Brian Schweda, tackle  
1969 John Zook, end  
1969 Bobby Douglass, quarterback  
1969 Keith Christensen, tackle  
1975 Emmett Edwards, receiver  
1976 Dave Scott, offensive tackle  
1976 Steve Taylor, cornerback

## COLLEGE ALL-STAR - (CHICAGO, ILL.)

1934 Pete Mehringer, tackle  
1944 George Dick, end  
1951 Mike McCormack, tackle  
1954 Bob Hantla, guard  
1961 Fred Hageman, center  
1962 John Hadl, quarterback  
1962 Curtis McClinton, halfback  
1965 Gale Sayers, halfback  
1969 Bobby Douglass, quarterback  
1971 Steve Lawson, tackle  
1971 John Riggins, fullback  
1971 Larry Brown, end  
1974 David Jaynes, quarterback  
1975 Emmett Edwards, receiver

## COLLEGE GRIDIRON SHOWCASE (ARLINGTON, TEXAS)

2015 Nigel King, wide receiver  
2015 Jimmay Mundine, tight end/fullback  
2015 Dexter McDonald, cornerback

## DIXIE GRIDIRON CLASSIC (ST. GEORGE, UTAH)

2010 Chris Harris, defensive back

## EAST-WEST SHRINE - (TAMPA, FLA.)

1930 Jim Bausch, fullback  
1932 George Atkeson, guard  
1935 Dick Sklar, guard  
1937 Clarence Douglass, fullback  
1946 Don Fambrough, guard  
1950 Mike McCormack, tackle  
1951 Oliver Spencer, tackle  
1951 George Mrkonjic, guard  
1953 Bob Hantla, guard  
1953 Morris Kay, end  
1956 Galen Wahlmeier, center  
1959 John Peppercorn, end  
1960 Fred Hageman, center  
1961 John Hadl, quarterback  
1961 Curtis McClinton, halfback  
1964 Gale Sayers, halfback  
1966 George Harvey, linebacker  
1967 Mike Sweatman, linebacker  
1973 David Jaynes, quarterback  
1973 Don Goode, defensive end  
1976 Terry Beeson, linebacker  
1977 Tom Dinkel, defensive end  
1978 Mike Wellman, center  
1979 Mike Hubach, kicker  
1979 Jim Zidd, defensive end  
1980 David Verser, wide receiver  
1981 Kyle McNorton, linebacker  
1985 Willie Pless, linebacker  
1985 Sylvester Byrd, tight end  
1988 Willie Vaughn, wide receiver  
1991 Tony Sands, running back\*  
1992 Matt Gay, wide receiver  
1993 Dan Eichloff, kicker\*  
1994 John Jones, offensive guard\*  
1995 Rod Jones, tackle  
1995 L.T. Levine, running back  
1996 Ronnie Ward, linebacker\*  
1997 Ron Warner, linebacker\*  
1998 Dan Dercher, offensive tackle\*  
2000 Carl Nesmith, defensive back (Houston)

2006 Jon Cornish, running back  
2008 Marcus Henry, wide receiver  
2008 Brandon McAnderson, run. back  
2008 James McClinton, defensive tackle (Orlando, Fla.)  
2010 Todd Reesing, quarterback  
2010 Kerry Meier, wide receiver  
2010 Darrell Stuckey, safety  
2012 Steven Johnson, linebacker  
2013 Tanner Hawkinson, offensive line  
2013 Bradley McDougald, safety  
2015 Ben Heeny, linebacker  
2017 Fish Smithson, safety  
2019 Joe Dineen Jr., linebacker  
2019 Daniel Wise, defensive line  
(\* - Games played in Palo Alto, Calif.)

## HULA BOWL - (HONOLULU, HAWAII)

1959 John Peppercorn, end  
1961 John Hadl, quarterback  
1961 Curtis McClinton, halfback  
1964 Gale Sayers, halfback  
1966 George Harvey, linebacker  
1967 Mike Sweatman, linebacker  
1971 Mike McCoy, center  
1973 David Jaynes, quarterback  
1979 Mike Hubach, kicker  
1980 Joe Tumpich, safety  
1981 Bryan Horn, defensive end  
1982 Wayne Capers, receiver

1982 Don Fambrough, coach  
1983 Bruce Kallmeyer, kicker  
1985 Mike Norseth, quarterback  
1985 Richard Estell, wide receiver  
1991 Tony Sands, tailback  
1991 Christopher Perez, off. tackle  
1992 Dana Stubblefield, def. tackle  
1993 Chris Maumalanga, def. tackle  
1994 John Jones, offensive guard  
1995 Mark Williams, quarterback  
1996 Isaac Byrd, wide receiver  
2004 David McMillan, defensive end  
2004 Brandon Rideau, wide receiver  
2004 Joe Vaughn, offensive line  
2022 Kwamie Lassiter II, wide receiver

## JAPAN BOWL - (TOKYO, JAPAN)

1979 Mike Hubach, kicker  
1981 Kyle McNorton, linebacker  
1983 Paul Fairchild, guard

## LAS VEGAS BOWL - (LAS VEGAS, NEV.)

2005 Nick Reid, linebacker

## MEDAL OF HONOR BOWL (CHARLESTON, S.C.)

2015 Cassius Sendish, safety

## NFLPA - (CARSON, CALIF.)

2011 Brad Thorson, tackle  
2013 Dayne Crist, quarterback  
2013 Trevor Marrongelli, offensive line  
2013 Toben Oporum, defensive line  
2013 Josh Williams, defensive line  
2013 Duane Zlatnik, offensive line  
2014 James Sims, running back  
2015 Nick Harwell, wide receiver  
2019 Steven Sims Jr., wide receiver  
2019 Dwayne Wallace, offensive line

## NORTH-SOUTH - (MIAMI, FLA.)

1948 Hugh Johnson, tackle  
1949 Forrest Griffith, halfback  
1950 Wade Stinson, halfback  
1952 Bob Brandeberry, halfback  
1970 Larry Brown, end  
1970 John Riggins, fullback

## PARADISE BOWL - (ST. GEORGE, UTAH)

2002 Leo Etienne, linebacker  
2002 Greg Cole, linebacker

## PRO BOUND SPORTS BOWL (LITTLE ROCK, ARK.)

2010 Angus Quigley, running back  
2010 Johnathan Wilson, wide receiver

## ROTARY GRIDIRON CLASSIC (ORLANDO, FLA.)

2002 Justin Sands, offensive tackle

## REESE'S SENIOR BOWL - (MOBILE, ALA.)

1953 Oliver Spencer, tackle  
1954 Bob Hantla, guard  
1961 Fred Hageman, center  
1963 Marvin Clothier, tackle  
1964 Ken Coleman, fullback  
1969 John Zook, end  
1969 Bobby Douglass, quarterback  
1968 Keith Christensen, tackle  
1971 John Riggins, fullback  
1973 Eddie Sheats, linebacker  
1973 Roger Bernhardt, guard  
1973 Gery Palmer, tackle  
1973 Don Goode, defensive end  
1973 Mitch Sutton, defensive tackle  
1974 David Jaynes, quarterback  
1974 Emmett Edwards, receiver  
1976 Eddie Lewis, cornerback  
1977 Terry Beeson, linebacker  
1977 Mike Butler, defensive tackle  
1977 Laverne Smith, halfback

1979 Mike Wellman, offensive line  
1980 LeRoy Irvin, safety  
1980 David Verser, wide receiver  
1983 Wayne Capers, wide receiver  
1984 Bruce Kallmeyer, kicker  
1984 Frank Seurer, quarterback  
1986 Mike Norseth, quarterback  
1986 Willie Pless, linebacker  
1989 Willie Vaughn, wide receiver  
1993 Gilbert Brown, defensive tackle  
1993 Keith Loneker, offensive tackle  
1994 Dan Eichloff, kicker  
1996 Dorian Brew, defensive back  
1996 June Henley, running back  
2001 Moran Norris, fullback  
2002 Nate Dwyer, defensive tackle  
2015 JaCorey Shepherd, cornerback  
2020 Hakeem Adeniji, offensive line  
2020 Azur Kamara, outside linebacker  
2022 Kyron Johnson, linebacker

## SPIRAL TROPICAL BOWL - (DAYTONA BEACH, FLA.)

2016 Damani Mosby, defensive end  
2016 Marnez Ogletree, cornerback  
2016 Tevin Shaw, safety  
2018 Jayson Rhodes, offensive line  
2019 Brian Lipscomb, linebacker  
2019 Mavin Saunders, tight end  
2019 Ryan Schadler, wide receiver-kick returner  
2019 Dwayne Wallace, offensive line  
2020 Codey Cole III, defensive lineman\*  
2020 Darrius Moragne, defensive lineman\*  
2020 Carter Stanley, quarterback\*  
2020 Bryce Tornadoen, safety\*  
(\* - Game played in DeLand, Fla.)

## STATE FARM ALL-STAR FOOTBALL CHALLENGE - (ARLINGTON, TEXAS)

2020 Carter Stanley, quarterback

## TEXAS CENTENNIAL ALL-STAR (DALLAS, TEXAS)

1936 Dick Sklar, guard  
1936 John Peterson, back

## TEXAS VS. THE NATION - (EL PASO, TEXAS)

2008 James Holt, linebacker  
2013 Greg Brown, cornerback

## U.S. BOWL - (WASHINGTON, D.C.)

1961 Elvin Basham, guard

# ALL-CONFERENCE HONORS

## MISSOURI VALLEY - 1907-28

(first-team honorees listed)

1907	Howard "Tub" Reed	G
1908	Swede Carlson	C
	Carl Pleasant	E
	Howard "Tub" Reed	E
1909	Ellis Davidson	G
	Swede Carlson	C
	Carl Pleasant	E
1910	Earl Ammons	E
	Ellis Davidson	G
1911	Earl Ammons	FB
1912	Harold Brownlee	E
	H. E. Burnham	G
	Bill Weidlein	T
1913	Will Burton	T
	Butch Stuewe	FB
	Bill Weidlein	G
1914	Andy Groft	G
	Tony James	G/T
	Ad Lindsey	HB
1916	Will Burton	G
	Ad Lindsey	HB
1917	Stem Foster	QB
	Dutch Lonborg	E
	George Nettels	T
1919	Scrubby Laslett	E
	Dutch Lonborg	E
	Frank Mandeville	FB
1920	Dutch Lonborg	QB
1921	Pete Jones	G
1923	Charles Black	E
	Bob Mosby	T
1924	Babe Smith	T

## BIG SIX - 1929-47

(first-team honorees listed)

1929	Jim Bausch	FB
	John Schopflin	T
1930	Jim Bausch	HB
	Ormand Beach	FB
	Forrest Cox	HB
	Earl Foy	T
	Charles Smoot	C
1931	Otto Rost	T
1932	George Atkeson	G
	Pete Mehrlinger	T
	Elmer Schaafe	HB
1933	Ernest Casini	E
	Pete Mehrlinger	T
1934	Milo Clawson	T
	George Hapgood	HB
	Dick Sklar	G
1935	Rutherford Hayes	E
	John Peterson	FB
	Ed Phelps	C
	Dick Sklar	G
1937	Clarence Douglass	FB
	Lewis Ward	T
1938	Ferrell Anderson	G
1940	Don Pierce	C
1941	Hub Ulrich	E
1942	Ray Evans	HB
1943	Frank Gruden	G
1944	Charlie Moffatt	HB
1945	Dave Schmidt	E
1946	Ray Evans	HB
	Don Fambrough	G
	Lynne McNutt	QB
	Dave Schmidt	E
	Otto Schnellbacher	E
1947	Ray Evans	HB
	Don Ettinger	T
	Don Fambrough	G
	Forrest Griffith	FB
	Otto Schnellbacher	E

## BIG SEVEN - 1948 - 57

(first-team honorees listed)

1948	Dick Gilman	QB
	Forrest Griffith	FB
	Bryan Sperry	E
	Dick Tomlinson	G
1949	Bill Schaafe	E
	Dick Tomlinson	G
1950	Mike McCormack	T
	George Mrkoncic	G
	Wade Stinson	HB
1951	Bob Brandeberry	HB
	Bob Hantla	G
	Charlie Hoag	HB
	George Kennard	G
	John Konek	HB
	George Mrkoncic	T
	Bill Schaafe	E
	Oliver Spencer	T
	Orban Tice	E
1952	Galen Fiss	FB
	Bob Hantla	G
	Charlie Hoag	HB
	Paul Leoni	E
	Gil Reich	DB
	Oliver Spencer	T
1956	Frank Gibson	T
	Jim Letcavits	E
1957	Jim Letcavits	E

## BIG EIGHT - 1958-95

(first-team honorees listed)

1958	Homer Floyd	HB
	John Peppercorn	T
1959	John Hadl	HB
	Fred Hageman	C
	Curtis McClinton	HB
	John Peppercorn	E
1960	Elvin Basham	G
	John Hadl	QB
	Fred Hageman	C
	Curtis McClinton	HB
1961	Elvin Basham	G
	John Hadl	QB
	Curtis McClinton	HB
1962	Gale Sayers	HB
1963	Pete Quatrochi	C
	Gale Sayers	HB
	Mike Shinn	E
1964	Gary Duff	HB
	Gale Sayers	HB
	Brian Schweda	T
1965	Dick Pratt	G
1966	Mike Sweatman	LB
1967	Bobby Douglass	QB
	John Greene	G
	Mike Sweatman	LB
	John Zook	DE
1968	Keith Christensen	T
	Bobby Douglass	QB
	Emery Hicks	LB
	John Mosier	TE
	John Riggins	FB
	John Zook	DE
1969	Dale Evans	C
	Emery Hicks	LB
1970	Steve Lawson	G
	John Riggins	FB
1971	Kenny Page	LB
	John Schroll	TE
1972	Eddie Sheats	LB
1973	Emmett Edwards	WR
	David Jaynes	QB
	Kurt Knoff	CB
	Dean Zook	DE
1974	Emmett Edwards	WR
	Kurt Knoff	SS
	Mike Lemon	NG
	Laverne Smith	HB
	Steve Towle	LB
1975	Mike Butler	DT

	Nolan Cromwell	QB
	Kurt Knoff	SS
1976	Terry Beeson	LB
	Chris Golub	FS
1977	Tom Fitch	SS
1978	Mike Hubach	K
1979	Mike Hubach	K
	David Verser	WR
1980	Kerwin Bell	TB
	Stan Gardner	NG
	Bucky Scribner	P
	Joe Tumpich	S
	David Verser	WR
1981	Wayne Capers	WR
	David Lawrence	OG
	Kyle McNorton	LB
	Bucky Scribner	P
1982	Bucky Scribner	P
1983	Bruce Kallmeyer	K
	Willie Pless	LB
1984	Willie Pless	LB
1985	Richard Estell	WR
	Willie Pless	LB
1986	Willie Vaughn	WR
1988	Willie Vaughn	WR
1989	Quintin Smith	WR
1990	Dan Eichloff	P
1991	Dan Eichloff	P/K
	Christopher Perez	OT
	Tony Sands	TB
	Dana Stubblefield	DT
	Doug Terry	S
1992	Dwayne Chandler	TE
	Dan Eichloff	K
	Chip Hilleary	QB
	John Jones	OG
	Kwamie Lassiter	S
	Keith Loneker	OT
	Dana Stubblefield	DT
1993	Hessley Hempstead	OG
	June Henley	RB
	John Jones	OG
	Chris Maumalanga	DT
1994	Hessley Hempstead	OG
1995	Chris Banks	OG
	Dorian Brew	DB

## BIG 12 - 1996-PRESENT

1996	Isaac Byrd	WR (2nd)
	June Henley	RB (2nd)
	Ronnie Ward	LB (2nd)
	Tony Blevins	DB (3rd)
	Ron Warner	DL (3rd)
	Jason Harris	DB (HM)
	Scott Whittaker	OL (HM)
1997	Ron Warner	LB (1st)
	Tony Blevins	DB (2nd)
	Dean Royal	P (2nd)
	Brett McGraw	DL (3rd)
	Patrick Brown	LB (HM)
	Maurice Gaddie	DB (HM)
	Joe Garcia	PK (HM)
	Justin Glasgow	OL (HM)
	Jason Harris	DB (HM)
	Mike Lies	OL (HM)
	Eric Vann	RB (HM)
1998	Michael Allen	DB (3rd)
	Dan Dercher	OL (3rd)
	Steve Bratten	LB (HM)
	Pat Brown	DE/OLB (HM)
	Termaine Fulton	WR (HM)
	Justin Glasgow	OL (HM)
	Mike Lies	OL (HM)
	David Winbush	RB (HM)
1999	Carl Nesmith	DB (1st)
	Dameon Hunt	OL (3rd)
	Moran Norris	RB (3rd)
	Joey Pelfanio	P (3rd)
	Tim Bowers	LB (HM)
	Mike Chandler	WR (HM)
	Andrew Davison	DB (HM)

	Chris Enneking	OL (HM)
	Harrison Hill	WR (HM)
	Dion Johnson	DL (HM)
	Andrew LeClair	LB (HM)
	Dion Rayford	DL (HM)
	Dylen Smith	QB (HM)
2000	Nate Dwyer	DL (2nd)
	Carl Nesmith	DB (2nd)
	David Winbush	RB (2nd)
	Moran Norris	RB (3rd)
	Marc Owen	OL (3rd)
	Andrew Davison	DB (HM)
	Harrison Hill	WR (HM)
	Chaz Murphy	DL (HM)
	Marcus Rogers	LB (HM)
	Dylen Smith	WB (HM)
2001	Nate Dwyer	DT (1st)
	Justin Hartwig	OL (2nd)
	Marcus Rogers	LB (3rd)
	Algie Atkinson	LB (HM)
	Andrew Davison	DB (HM)
	Roger Ross	WR (HM)
2002	Byron Gasaway	WR (HM)
	Justin Sands	OL (HM)
2003	Curtis Ansel	P (3rd)
	Charles Gordon	KR (3rd)
	Adrian Jones	OL (3rd)
	Gabriel Toomey	LB (3rd)
	Joe Vaughn	OL (3rd)
	Bill Whittemore	QB (3rd)
	Clark Green	RB (HM)
	John Randle	DB (HM)
	Nick Reid	LB (HM)
	Mark Simmons	WR (HM)
	Tony Stubbs	DB (HM)
2004	Charles Gordon	CB (1st)
	David McMillan	DE (1st)
	Nick Reid	LB (2nd)
	Joe Vaughn	OL (2nd)
	Jermial Ashley	DL (HM)
	Charles Gordon	WR (HM)
	Rodney Harris	DB (HM)
	Brandon Rideau	WR (HM)
	Tony Stubbs	DB (HM)
	Gabriel Toomey	LB (HM)
2005	Charles Gordon	KR/PR (1st)
	Charlton Keith	DL (1st)
	Nick Reid	LB (1st)
	Jermial Ashley	DL (2nd)
	Charles Gordon	DB (2nd)
	Rodney Allen	DL (HM)
	Banks Floodman	LB (HM)
	Rodney Fowler	DB (HM)
	Charles Gordon	WR (HM)
	Clark Green	RB (HM)
	Kevin Kane	LB (HM)
	David Ochoa	OL (HM)
	Brandon Perkins	LB (HM)
	Mark Simmons	WR (HM)
	Aqib Talib	DB (HM)
	Kyle Tucker	P (HM)
	Bob Whitaker	OL (HM)
2006	Jon Cornish	RB (1st)
	Aqib Talib	DB (1st)
	Brandon McAnderson	FB (2nd)
	David Ochoa	OL (2nd)
	Jerome Kemp	DB (HM)
	James McClinton	DL (HM)
	Mike Rivera	LB (HM)
	Bob Whitaker	OL (HM)
2007	Anthony Collins	OL (1st)
	James McClinton	DL (1st)
	Joe Mortensen	LB (1st)
	Aqib Talib	DB (1st)
	Marcus Henry	WR (2nd)
	Marcus Herford	KR/PR (2nd)
	Brandon McAnderson	RB (2nd)
	Todd Reesing	QB (2nd)
	Ryan Cantrell	OL (HM)
	James Holt	LB (HM)
	Mike Rivera	LB (HM)



	Cesar Rodriguez	OL (HM)	2019	Pooka Williams Jr.	RB (1st)
	Darrell Stuckey	DB (HM)		Hakeem Adeniji	OL (1st)
	Scott Webb	PK (HM)		Jelani Brown	DL (HM)
2008	Darrell Stuckey	S (1st)		Hasan Defense	DB (HM)
	Dezmon Briscoe	WR (2nd)		Azur Kamara	DL (HM)
	James Holt	LB (2nd)		Mike Lee	DB (HM)
	Caleb Blakesley	DT (HM)		Ben Miles	FB (HM)
	Ryan Cantrell	OL (HM)		Andrew Parchment	WR (HM & Offensive Newcomer of the Year)
	Jake Laptad	DE (HM)		Gavin Potter	LB (HM & Defensive Newcomer of the Year)
	Adrian Mayes	OL (HM)		Kyle Thompson	P (HM)
	Kerry Meier	WR (HM)			
	Mike Rivera	LB (HM)	2020	Kyron Johnson	LB (HM)
	Jake Sharp	RB (HM)		Kwamie Lassiter II	WR (HM)
2009	Dezmon Briscoe	WR (1st)		Kenny Logan Jr.	KR/PR (HM)
	Kerry Meier	WR (2nd)		Karon Prunty	CB (HM)
	Tanner Hawkinson	OT (HM)	2021	Kyron Johnson	DL (2nd)
	Jake Laptad	DE (HM)		Kenny Logan Jr.	DB (2nd)
	Todd Reesing	QB (HM)		Earl Bostick Jr.	OL (HM)
	Alonso Rojas	P (HM)		Kwamie Lassiter II	WR (HM)
	Darrell Stuckey	S (HM)		Kenny Logan Jr.	DPOY (HM)
2010	D.J. Beshears	KR (HM)		Devin Neal	RB, OFOY (HM)
	Jake Laptad	DE (HM)		Mike Novitsky	OL, OLOY, ONOY (HM)
	Alonso Rojas	P (HM)		Rich Miller	DNOY (HM)
2011	Jeremiah Hatch	OL (2nd)			
	Tim Biere	TE (HM)			
	Ron Doherty	P (HM)			
	Steven Johnson	LB (HM)			
	Bradley McDougald	DB (HM)			
	Toben Oporum	DE (HM)			
	Duane Zlatnik	OL (HM)			
2012	Tanner Hawkinson	OL (2nd)			
	Ben Heeney	LB (2nd)			
	Bradley McDougald	S (2nd)			
	James Sims	HB (2nd)			
	Jimmy Mundine	TE (HM)			
	Tony Pierson	HB (HM)			
	Duane Zlatnik	OL (HM)			
2013	Ben Heeney	LB (2nd)			
	James Sims	RB (2nd)			
	Ngalu Fusimalohi	OL (HM)			
	Isaiah Johnson	S (HM)			
	Dexter McDonald	CB (HM)			
	Jimmy Mundine	TE (HM)			
	Trevor Pardula	P (HM)			
	JaCorey Shepherd	CB/KR (HM)			
2014	Ben Heeney	LB (1st)			
	Trevor Pardula	P/K (1st)			
	JaCorey Shepherd	CB (1st)			
	Jimmy Mundine	TE (2nd)			
	Michael Reynolds	DE (HM)			
	Cassius Sendish	S (HM)			
2015	Fish Smithson	S (2nd)			
	Ben Goodman Jr.	DE (HM)			
	Ben Johnson	TE (HM)			
	Michael Zunica	FB (HM)			
2016	Dorance Armstrong Jr.	DE (1st)*			
	Fish Smithson	S (1st)			
	Hakeem Adeniji	OL (HM)			
	D'Andre Banks	OL (HM)			
	LaQuvionte Gonzalez	WR (HM)			
	Mike Lee	S (HM)			
	Cole Moos	P (HM)			
	Steven Sims Jr.	WR (HM)			
	Daniel Wise	DT (HM)			
	Matthew Wyman	K (HM)			
	Michael Zunica	FB (HM)			
2017	Daniel Wise	DT (1st)			
	Dorance Armstrong Jr.	DE (2nd)			
	Joe Dineen Jr.	LB (2nd)			
	Ben Johnson	TE (2nd)			
	Hakeem Adeniji	OL (HM)			
	Gabriel Rui	K (HM)			
	Steven Sims Jr.	WR (HM)			
	Bryce Torneden	S (HM)			
2018	Joe Dineen Jr.	LB (1st)			
	Daniel Wise	DT (1st)			
	Pooka Williams Jr.	RB/AP (1st)			
	Hakeem Adeniji	OL (2nd)			
	Kyle Thompson	P (2nd)			
	Hasan Defense	DB (HM)			
	Corione Harris	CB (HM)			
	Mike Lee	DB (HM)			
	Stephon Robinson Jr.	WR (HM)			
	Gabriel Rui	PK (HM)			
	Bryce Torneden	S (HM)			

2019	Pooka Williams Jr.	RB (1st)
	Hakeem Adeniji	OL (1st)
	Jelani Brown	DL (HM)
	Hasan Defense	DB (HM)
	Azur Kamara	DL (HM)
	Mike Lee	DB (HM)
	Ben Miles	FB (HM)
	Andrew Parchment	WR (HM & Offensive Newcomer of the Year)
	Gavin Potter	LB (HM & Defensive Newcomer of the Year)
	Kyle Thompson	P (HM)
2020	Kyron Johnson	LB (HM)
	Kwamie Lassiter II	WR (HM)
	Kenny Logan Jr.	KR/PR (HM)
	Karon Prunty	CB (HM)
2021	Kyron Johnson	DL (2nd)
	Kenny Logan Jr.	DB (2nd)
	Earl Bostick Jr.	OL (HM)
	Kwamie Lassiter II	WR (HM)
	Kenny Logan Jr.	DPOY (HM)
	Devin Neal	RB, OFOY (HM)
	Mike Novitsky	OL, OLOY, ONOY (HM)
	Rich Miller	DNOY (HM)

\*Unanimous selection

## CONFERENCE HONORS

### COACH OF THE YEAR

1967	Pepper Rodgers
1975	Bud Moore
1981	Don Fambrough
1984	Mike Gottfried
1991	Glen Mason
1995	Glen Mason
2007	Mark Mangino

### OFFENSIVE PLAYER OF THE YEAR

1967	Bobby Douglass
1975	Nolan Cromwell
1991	Tony Sands

### DEFENSIVE PLAYER OF THE YEAR

2005	Nick Reid
------	-----------

### OFFENSIVE NEWCOMER OF THE YEAR

1967	John Mosier
1980	Kerwin Bell
2002	Bill Whittemore
2003	Joe Vaughn

### DEFENSIVE NEWCOMER OF THE YEAR

1987	Curtis Moore
1988	Deral Boykin
1991	Steve Harvey
1999	Carl Nesmith
2007	Chris Harris (AP)
2013	Isaiah Johnson (C)

### OFFENSIVE FRESHMAN OF THE YEAR

1993	June Henley
2018	Pooka Williams Jr.

### DEFENSIVE FRESHMAN OF THE YEAR

1993	Tony Blevins
------	--------------

### PRESEASON DEFENSIVE PLAYER OF THE YEAR

2017	Dorance Armstrong Jr.
------	-----------------------

### CONFERENCE PLAYER OF THE WEEK

(Big 12 Only - 1996-present)

1996	Ronnie Ward	LB
	Nov. 3 at Iowa State	
1997	Patrick Brown	LB
	Sept. 1 vs. UAB	
	Eric Vann	RB
	Sept. 15 vs. Missouri	
	Jason Harris	Special Teams
	Nov. 3 vs. Iowa State	
1998	Harrison Hill	Special Teams
	Sept. 28 at UAB	
	David Winbush	HB
	Oct. 26 vs. Colorado	
	Steve Bratten	LB
	Oct. 26 vs. Colorado	
1999	Carl Nesmith	Special Teams

2000	Nov. 22 vs. Iowa State	LB
	Algie Atkinson	
	Sept. 16 vs. UAB	LB
	Marcus Rogers	
2001	Oct. 21 vs. Colorado	
	Reggie Duncan	RB
	Oct. 6 at Texas Tech	
	Johnny Beck	Special Teams
	Oct. 6 at Texas Tech	
2002	Gregg Heaggans	Sp. Teams
	Sept. 14 vs. Missouri State	
2003	Rodney Fowler	S
	Nov. 24 vs. Iowa State	
2004	Brandon Rideau	Sp. Teams
	Sept. 6 vs. Tulsa	
	David McMillan	DE
	Nov. 22 at Missouri	
2005	Brandon Perkins	LB
	Sept. 19 vs. Louisiana Tech	
	Charlton Keith	DE
	Nov. 7 vs. Nebraska	
	Scott Webb	PK/Sp. Teams
	Nov. 28 vs. Iowa State	
2006	Jon Cornish	RB
	Nov. 20 vs. Kansas State	
2007	Marcus Herford	KR/Sp. Teams
	Sept. 20 vs. Southeastern La.	
	Scott Webb	PK/Sp. Teams
	Oct. 22 vs. Colorado	
	Todd Reesing	QB (Co)
	Nov. 19 vs. Iowa State	
2008	Todd Reesing	QB
	Dec. 1 vs. Missouri	
	Darrell Stuckey	S
	Dec. 1 vs. Missouri	
2009	Maxwell Onyegbule	DE
	Sept. 12 vs. UTEP	
2010	Justin Springer	LB
	Sept. 11 vs. Georgia Tech	
	D.J. Beshears	KR/Sp. Teams
	Sept. 25 vs. New Mexico State	
2011	D.J. Beshears	KR/Sp. Teams
	Sept. 10 vs. Northern Illinois	
2013	Trevor Pardula	P/Sp. Teams
	Sept. 23 vs. Louisiana Tech	
	James Sims	RB
	Nov. 18 vs. West Virginia	
2014	Dexter McDonald	CB
	Sept. 6 vs. SEMO	
2016	Cole Moos	P
	Oct. 17 at Baylor	
	Dorance Armstrong Jr.	DE
	Nov. 19 vs. Texas	
	Matthew Wyman	K
	Nov. 19 vs. Texas	
2017	Joe Dineen Jr.	LB
	Sept. 2 vs. SEMO	
	Steven Sims Jr.	WR
	Oct. 28 vs. Kansas State	
2018	Joe Dineen Jr.	LB
	Sept. 8 at Central Michigan	
	Pooka Williams Jr.	RB/Newcomer
	Sept. 8 at Central Michigan	
	Pooka Williams Jr.	RB/Newcomer
	Sept. 29 vs. Oklahoma State	
	Gabriel Rui	K/Special Teams
	Oct. 27 vs. TCU	
	Pooka Williams Jr.	RB/Newcomer
	Oct. 27 vs. TCU	
	Joe Dineen Jr.	LB
	Nov. 10 at K-State	
	Pooka Williams Jr.	RB/Newcomer
2019	Andrew Parchment	WR/Newcomer
	Sept. 23 at West Virginia	
	Carter Stanley	QB
	Oct. 28 vs. Texas Tech	
	Liam Jones	K/Special Teams
	Oct. 28 vs. Texas Tech	
2020	Pooka Williams Jr.	Special Teams
	Oct. 19 at West Virginia	
2021	Devin Nea	Newcomer
	Oct. 25 vs. Oklahoma	
	Devin Neal	Offense
	Nov. 15 at Texas	

## WILLY PLESS TACKLER OF THE YEAR

Willie Pless, the all-time leading tackler at Kansas and in the Big Eight, was honored in 1985 with the establishment of an annual award in his name. The Willie Pless Tackler of the Year Award is presented to the KU leader in tackles each season. The award was established as a gift from Gene, Bernie and Todd Morgan of Kansas City.

1985	Willie Pless (191 tackles)
1986	Rick Bredesen (106)
1987	Curtis Moore (103)
1988	Curtis Moore (170)
1989	Roger Robben (146)
1990	Hassan Bailey (89)
1991	Doug Terry (93)
1992	Hassan Bailey (79)
1993	Clint Bowen (114)
1994	Ronnie Ward (98)
1995	Jason Thoren (119)
1996	Ronnie Ward (121)
1997	Tony Blevins (97)
1998	Michael Allen (120)
1999	Andrew LeClair (102)
2000	Carl Nesmith (103)
2001	Marcus Rogers (97 tackles)
2002	Greg Cole (106)
2003	Nick Reid (133)
2004	Nick Reid (109)
2005	Nick Reid (112)
2006	Mike Rivera (90)
2007	Joe Mortensen (106)
2008	James Holt (105)
2009	Darrell Stuckey (93)
2010	Steven Johnson (95)
2011	Steven Johnson (120)
2012	Ben Heeney (112)
2013	Ben Heeney (88)
2014	Ben Heeney (127)
2015	Fish Smithson (111)
2016	Fish Smithson (93)
2017	Joe Dineen Jr. (137)
2018	Joe Dineen Jr. (147)
2019	Mike Lee (72)
2020	Kenny Logan Jr. (58)
2021	Kenny Logan Jr. (113)

# ACADEMIC ALL-CONFERENCE

## FIRST TEAM

1954	Terry McIntosh	B	1994	Don Davis	LB	Olaitan Oguntodu	S	Nick Channel	LB
1955	George Remsberg	G		Jim Moore	TE	Tyler Patmon	CB	Mac Copeland	TE
1956	Ron Claiborne	G		Chris Powell	FB	Reece Petty	WR	Mason Fairchild	TE
1957	Dale Remsberg	E		Darrin Simmons	P	Justin Puthoff	FB	Marcus Harris	DL
1958	Bill Blasi	T	1995	Jim Moore	TE	Alex Smith	OL	Jamahl Horne	WR
1960	Sam Simpson	E		Darrin Simmons	P	Riley Spencer	OL	Chris Hughes	OL
1962	Ron Oelschlager	B	1996	Jim Moore	TE	Justin Springer	LB	Miles Kendrick	QB
1963	Ron Oelschlager	B	1997	Tim Bowers	LB	Brad Thorson	OL	Logan Klusman	LS
1964	Fred Elder	T		Steve Bratten	LB	Tim Biere	TE	Thomas MacVittie	QB
	Ron Oelschlager	B		Greg Erb	DE	Brian Blackwell	LB	Cody McNeerney	S
1965	Bruce Peterson	T		Tanner Hancock	WR	Gavin Howard	OL	Kameron McQueen	WR
	Mike Shinn	T		Hamilton Hill	QB	Chase Knighton	WR	Ezra Naylor	WR
	Bill Wohlford	G		Shane Rooney	TE	Trevor Marrongelli	OL	Cooper Root	LB
1966	Bruce Peterson	T	1998	Tim Bowers	LB	Quinn Mecham	QB	Sam Schroeder	FB
	Mike Sweatman	LB		Greg Erb	DB	Shane Smith	DT	Tabo Allen	K
	Bill Wohlford	G		Charlie Hoag	WR	Keeston Terry	S	Jelani Arnold	DL
1967	Willie McDaniel	G		Jason Stevenson	OL	Dylan Admire	OL	Nate Betts	LB
	Dave Morgan	DB		Brandon Wier	DB	Ryan Burton	HB	Jacob Borcila	K
	Mike Sweatman	LB	1999	Tim Bowers	LB	Brandon Hawks	S	Earl Bostick Jr.	OL
1968	Dale Evans	C		Greg Erb	DB	Gavin Howard	OL	Krishawn Brown	LB
	Dave Morgan	DB		Charlie Hoag	WR	Trevor Marrongelli	OL	Sam Burt	DL
	John Mosier	E		Justin Sands	OL	Tyler Patmon	CB	Jared Casey	TE
	Ken Wertzberger	G		Brandon Wier	DB	Justin Puthoff	LS	Nick Channel	LB
1969	Dave Atkins	G	2000	Tim Bowers	LB	James Sims	HB	Mac Copeland	TE
	Steve Carmichael	E		Jake Letourneau	DB	Shane Smith	DL	Jalon Daniels	QB
	Dale Evans	C	2001	Brandon Wier	DB	Brandon Bourbon	RB	Ra'Mello Dotson	CB
1970	Mike McCoy	C		Jason Farley	TE	Gavin Howard	OL	Dylan Downing	LB
1971	Phil Basler	DT		Barry Goodrich	WR	Blake Jablonski	H/QB	Mason Fairchild	TE
	Mike McCoy	C		Jake Letourneau	DB	Reilly Jeffers	LS	Miles Fallin	QB
	John Schroll	TE		Brandon Wier	DB	Jonathan Jones	WR	Luke Grimm	WR
1972	John Bryant	T	2002	Zach Dyer	S	Pat Lewandowski	OL	Colin Grunhardt	C
	Ken Saathoff	WR		Barry Goodrich	WR	Dexter Linton	S	Jamahl Horne	WR
	John Schroll	TE		Justin Henry	OL	Alex Matlock	S	Kwinton Lassiter	CB
	Steve Towle	LB		Jake Letourneau	S	T.J. Semke	DL	Adagio Lopeti	OL
1973	Kurt Knoff	SS		Derick Mills	WR	Riley Spencer	OL	Ben Miles	FB
	Ken Saathoff	TE		Darren Rus	LB	Trent Smiley	TE	Kyler Pearson	WR
1974	Kurt Knoff	SS	2003	Travis Watkins	DT	Shane Smith	DL	Spencer Roe	TE
	Ken Saathoff	WR		Johnny Beck	PK	Kevin Young	DL	Jackson Satterwhite	OL
1976	Nolan Cromwell	QB		Kevin Kane	LB	Zackary Young	LS	Reis Vernon	K
	Tom Fitch	SS		Jonathan Lamb	SS	Scott Baron	TE		
1977	Tom Fitch	SS	2004	Derick Mills	WR	Pat Lewandowski	OL		
1978	Frank Wattlelet	SS		Kevin Kane	LB	T.J. Millward	QB		
1979	Brian Bethke	QB		Jonathan Lamb	WR	Trevor Pardula	P/K		
	Frank Wattlelet	SS		John Nielsen	QB	Preston Randall	RB		
1980	Jeff Fox	DT		Matt Thompson	TE	Trent Smiley	TE		
1981	Dan Wagoner	CB		Brandon Watkins	TE	Colin Spencer	CB		
1982	Tim Friess	E		Travis Watkins	DT	Seth Conway	WR		
	Bruce Kallmeyer	K	2005	Kevin Kane	LB	Taylor Cox	RB		
1983	Steve Cole	S		Jonathan Lamb	WR	Joe Gibson	OL		
	Mark Henderson	FB		Matt Thompson	OL	Michael Glatczak	S		
1984	Mark Henderson	FB	2006	Dane Broadie	PK	Matt Hentges	WR		
	Quintin Schonewise	T		Russell Brorsen	DE	T.J. Millward	QB		
	Dodge Schwartzburg	K		Jeff Foster	WR	Bryan Peters	OL		
1985	Kevin Harder	S		Zack Hood	LS	Preston Randall	RB		
	Mike Norseth	QB		Jonathan Lamb	WR	Cameron Rosser	LB		
	Willie Pless	LB		John Larson	DE	Colin Spencer	CB		
	Wayne Ziegler	S		Scott Webb	PK	Shakiem Barbel	WR		
1986	Kevin Harder	S	2007	Russell Brorsen	DE	Montell Cozart	QB		
	Mark Henderson	FB		Micah Brown	WR	Joe Gibson	OL		
	Wayne Ziegler	S		Jeff Foster	WR	Larry Hughes	OL		
1987	Mike Orth	QB		John Larson	DE	Keith Loneker Jr.	LB		
1988	Dave Grattan	OG		Sadiq Muhammed	DB	Austin Moses	WR		
	Curtis Moore	LB		Todd Reesing	QB	Tyler Patrick	WR		
	Rob Newson	S		Mike Rivera	LB	Cameron Rosser	LB		
1989	John Baker	TE		Brian Seymour	DB	Colin Spencer	CB		
	Mark Koncz	DT		Jake Sharp	RB	Ryan Willis	QB		
1990	Maurice Douglas	FB		Scott Webb	PK	Jeremiah Booker	WR		
	Curtis Moore	LB		Jeff Wheeler	DE	Chris Hughes	OL		
	Christopher Perez	OT	2008	Jacob Branstetter	PK	Larry Hughes	OL		
	Smith Holland	OG		Russell Brorsen	DE	Keith Loneker Jr.	LB		
1991	Gilbert Brown	DT		Drew Dudley	LB	Cole Moos	P		
	Kenny Drayton	WR		John Larson	DE	Keaton Perry	WR		
	Dan Eichloff	P/K		Todd Reesing	QB	Bryce Torneden	S		
	Paul Friday	DB		Mike Rivera	LB	Jeremiah Booker	WR		
1992	Don Davis	LB	2009	Justin Springer	LB	Joe Dineen Jr.	LB		
	Dan Eichloff	P/K		Tim Biere	TE	Keith Loneker Jr.	LB		
	Chad Fette	TE		Jacob Branstetter	PK	Clyde McCauley	OL		
	Chip Hilleary	QB		Drew Dudley	LB	Kameron McQueen	WR		
	Trace Liggett	OG		Trevor Marrongelli	OL	Reese Randall	RB		
	Dave Marcum	C		Olaitan Oguntodu	S	Bryce Torneden	S		
	Pete Vang	TE		Todd Reesing	QB	John Wirtel	LS		
1993	Greg Ballard	WR		Justin Springer	LB	Sam Burt	DL		
	Derek Brown	OT	2010	Brad Thorson	OL	Mac Copeland	TE		
	Jason Brown	DE		Tim Biere	TE	Donovan Franklin	RB		
	Joe Hornback	C		Brian Blackwell	S	Cody McNeerney	LB		
	Jim Moore	TE		Jacob Branstetter	PK	Cooper Root	LB		
	Larry Thiel	LB		Drew Dudley	LB	Jelani Arnold	DL		
	Pete Vang	TE		Steven Foster	FB	Cole Brungardt	ST		
				Trevor Marrongelli	OL	Sam Burt	DL		

## THREE-TIME TIME ACADEMIC ALL-BIG 12 FIRST TEAM HONOREES

Ron Oelschlager	1962-64
Ken Saathoff	1972-74
Jim Moore	1994-96
Colin Spencer	1997-99
Jake Letourneau	2000-02
Kevin Kane	2003-05
Russell Brorsen	2006-08
John Larson	2006-08
Jacob Branstetter	2008-10
Drew Dudley	2008-10
Justin Springer	2008-10
Tim Biere	2009-11
Gavin Howard	2011-13
Shane Smith	2011-13
Colin Spencer	2014-16
Keith Loneker Jr.	2016-18
Sam Burt	2019-21
Mac Copeland	2019-21

## FOUR TIME ACADEMIC ALL-BIG 12 FIRST TEAM HONOREES

Tim Bowers	1997-2000
Brandon Wier	1998-2001
Jonathan Lamb	2003-06
Trevor Marrongelli	2009-12

## FIRST TEAM ATHLETIC AND ACADEMIC ALL-CONFERENCE IN THE SAME SEASON

Mike Sweatman	1966
Mike Sweatman	1967
John Mosier	1968
Dale Evans	1969
John Schroll	1971
Kurt Knoff	1973
Kurt Knoff	1974
Tom Fitch	1977
Willie Pless	1985
Dan Eichloff	1991
Dan Eichloff	1992
Chip Hilleary	1992
Joe Dineen Jr.	2018



# JAYHAWKS IN THE RING OF HONOR

## RAY EVANS (1941-42, 46-47)



- Played both QB and CB
- Kansas' first-ever All-American with teammate Otto Schnellbacher (1947)
- Only Jayhawk to be named first team All-American in both football and basketball (1943)
- Three-Time All-Conference selection in football (Big Six)
- No. 42 is retired

## OTTO SCHNELLBACHER (1942, 46-47)



- Played wide receiver and cornerback
- Four-time All-Conference basketball honoree and three time football selection
- 1947 First-Team All-American

## MIKE MCCORMACK (1948-50)



- First-Team All-Conference (1950)
- Spent 17 years in the NFL
- Only the second Jayhawk to be enshrined in the Pro Football's Hall of Fame (1984)

## GEORGE MRKONIC (1950-52)



- Played both offensive and defensive line, and was the team's punter
- First-Team All-conference in 1951 and 1952
- First-Team All-American in 1951

## GIL REICH (1952)



- Played one season at Kansas
- Named First Team All-American in 1952
- Primarily played cornerback but was a quarterback and punt returner
- Played for the 1952-53 Kansas basketball team
- Led KU to the 1953 NCAA Championship game against Indiana

## OLIVER SPENCER (1950-52)



- Played right tackle
- Named First-Team All-Conference his junior and senior seasons
- First-Team All-American (1952)
- Played eight years in the NFL and was a NFL coach for 19

## JOHN HADL (1959-61)




- Played quarterback, running back and defensive back
- First Team All-Big 8 quarterback (1960, 61)
- Kansas' first back-to-back All-American (60, 61)
- 16-year NFL career and passed for 33,513 yards
- No. 21 is retired, and has statue at Kansas
- 1971 NFL Man of the Year, 1994 College Football Hall of Fame

## CURTIS MCCLINTON (1959-61)



- Running back and three-time All-Conference selection
- Won three Big 8 titles in the hurdles
- AFL Rookie of the Year in 1962
- Member of the Chiefs Hall of Fame

## GALE SAYERS (1962-64)



- All-Conference selection in all three years at Kansas
- Two-time All-American (1963, 64)
- Drafted No. 4 in the NFL Draft and played seven seasons
- NFL Hall of Fame and College Football Hall of Fame inductee
- No. 48 is retired, and has statue at Kansas\*

## BOBBY DOUGLASS (1966-68)



- Quarterback on KU's 1969 Orange Bowl team
- First Team All-Big 8 in 1967 and 68
- First Team All-American in 1968
- Named MVP of the American Bowl
- Played in the NFL for 13 years

## JOHN ZOOK (1966-68)



- Two-Time All-Big 8 defensive end
- First Team All-American in 1968
- Member of the 1968 Orange Bowl Team
- 10 years in the NFL

## JOHN RIGGINS (1968-70)



- Two-Time First Team All-Conference selection
- Drafted No. 6 overall in the 1971 NFL Draft
- NFL Hall of Fame inductee
- MVP of Super Bowl XVII

## DAVID JAYNES (1971-73)



- Led Kansas in passing for three-consecutive seasons and finished his career No. 1 all-time in passing yards.
- His passing touchdown mark lasted for 34 years
- First-Team All-Big 8 and First-Team All-American in 1973
- Finished fourth in the Heisman in 1973
- Only Jayhawk to be a Heisman finalist

## BRUCE KALLMEYER (1980-83)



- First-Team All-American as a placekicker
- Finished 53-of-69 in field goals while at Kansas
- Named All-Big 8 in 1983

## NOLAN CROMWELL (1973-76)



- Played quarterback and defensive back
- Two-Time All-American in track and field
- Led KU to the 1975 Sun Bowl
- Named First-Team All-Big 8 and honorable mention All-American
- Played 10 years in the NFL

## WILLIE PLESS (1982-85)



- First-Team All-Conference three times from 1983-85
- Played 14 years in the CFL
- Five-Time Defensive Player of the Year in the CFL

## ANTHONY COLLINS (2004-07)



- Helped pave the way for two 1,000-yard running backs
- Named First-Team All-Big 12 and a First-Team All-American
- Finalist for the Outland Trophy
- Drafted in the fourth round by the Bengals in 2008

## AQIB TALIB (2005-07)



- Played at both wide receiver and cornerback
- Led the NCAA in passes defended as a sophomore
- Named First-Team All-Big 12 in 2006 and 2007
- First-Team All-American in 2007
- 2008 Orange Bowl MVP
- NFL Defensive Player of the Year in 2010
- Drafted No. 20 by Tampa Bay in 2008

## GILBERT BROWN (1989-92)



- Defensive tackle
- Named Second-Team All-Conference as a sophomore

## CHRIS HARRIS, JR. (2007-10)



- Started at cornerback during the 2007 season as a freshman
- Totaled over 50 games in a Jayhawk Uniform
- Three-Time Pro Bowl selection
- First-Team All-Pro in 2016
- Super Bowl winner with the Denver Broncos

## TODD REESING (2006-09)



- Holds KU's all-time records for touchdowns, passing yards, completion percentage and total offensive yards
- Helped lead KU to a 12-1 record in 2007 and a victory in the 2008 Orange Bowl

## LARRY BROWN (1967-70)



- Both an offensive lineman and tight end
- Member of the 1968 Orange Bowl team
- First round NFL draft pick
- 14 years in the NFL
- Won four Super Bowls with the Pittsburgh Steelers

## DARRELL STUCKEY II (2006-09)



- Played safety and was a member of the 2008 Orange Bowl team
- Ranks second all-time among defensive backs with 295 career tackles
- 2009 finalist for the Jim Thorpe Award
- All-big 12 First-Team honors in 2008
- 2010 Big 12 Sportsman of the Year
- 2015 Walter Payton NFL Man of the Year

# NCAA RANKINGS

## TEAM (TOP 15)

### RUSHING OFFENSE

1950	4th	(311.6)
1961	13th	(228.6)
1963	5th	(243.1)
1968	5th	(299.9)
1975	7th	(317.1)
1976	4th	(297.4)
1992	13th	(232.1)
1994	8th	(247.1)

### PASSING OFFENSE

1939	10th	(101.1)
1941	11th	(119.6)
1942	12th	(115.9)
1949	12th	(153.3)
1972	13th	(207.9)
1973	10th	(194.5)
1983	4th	(286.0)
1985	15th	(254.7)
2008	8th	(305.6)
2009	7th	(310.33)

### PASSES HAD INTERCEPTED

2018	3rd	(4)
------	-----	-----

### TOTAL OFFENSE

1947	11th	(336.6)
1950	11th	(396.8)
1968	9th	(442.0)
2007	8th	(479.77)

### RED ZONE OFFENSE

2017	9th	(0.938)
------	-----	---------

### SCORING

1968	3rd	(38.0)
1992	11th	(31.8)
2007	2nd	(42.77)

### RUSHING DEFENSE

1961	14th	(113.9)
1992	20th	(125.7)
2005	3rd	(83.3)
2007	8th	(94.77)

### PASSING DEFENSE

1939	1st	(34.1)
1953	8th	(61.0)
1957	15th	(61.2)
1960	3rd	(48.3)
1973	10th	(90.4)
1981	4th	(104.5)
1982	2nd	(127.5)
1986	12th	(145.5)
1987	3rd	(110.2)

### TOTAL DEFENSE

1960	7th	(189.5)
2005	11th	(303.3)
2007	12th	(317.31)

### SCORING DEFENSE

2007	4th	(16.38)
------	-----	---------

### TACKLES FOR LOSS

2005	6th	(8.67)
2017	15th	(7.4)

### NET PUNTING

1995	8th	(39.4)
------	-----	--------

### PUNTING

1959	2nd	(42.9)
1960	12th	(40.1)
1966	6th	(41.9)

1978	11th	(39.0)
1979	12th	(38.1)
1980	15th	(39.2)
1982	4th	(41.5)

### PUNT RETURNS

1994	9th	(12.1)
1996	1st	(19.45)
2003	9th	(13.85)
2006	11th	(13.50)
2014	15th	(12.43)

### KICK OFF RETURNS

1993	11th	(23.7)
1994	12th	(22.8)
2007	7th	(25.21)

### TURNOVER MARGIN

1996	9th	(1.00)
2007	1st	(1.62)
2018	2nd	(1.33)

### TURNOVERS LOST

2018	4th	(11)
------	-----	------

### TURNOVERS GAINED

2018	8th	(27)
------	-----	------

### FEWEST PENALTIES

2021	2nd	(49)
------	-----	------

### FEWEST FUMBLES LOST

2021	6th	(3)
------	-----	-----

## INDIVIDUAL (TOP 10)

### RUSHING

1950	Wade Stinson	5th	(1,129)
1962	Gale Sayers	3rd	(1,125)
1963	Gale Sayers	3rd	(917)
1991	Tony Sands	7th	(1,442)
1996	June Henley	10th	(1,349)
2006	Jon Cornish	7th	*(121.42)

### RUSH YARDS PER CARRY

2018	Pooka Williams Jr.	10th	(6.99)
------	--------------------	------	--------

### PASSING

1942	Ray Evans	1st	(1,117)
1973	David Jaynes	4th	(2,131)
2008	Todd Reesing	7th	*(299.08)
2009	Todd Reesing	6th	*(301.33)

### PASSING EFFICIENCY

2003	Bill Whittemore	9th	*(154.7)
------	-----------------	-----	----------

### COMPLETIONS

2008	Todd Reesing	9th	*(25.31)
2009	Todd Reesing	4th	*(26.05)

### RECEPTIONS

1942	Otto Schnellbacher	8th	(25)
1985	Richard Estell	8th	(70)
2008	Kerry Meier	T-6th	*(7.46)
2009	Kerry Meier	4th	*(8.50)
2009	Dezmon Briscoe	9th	*(7.64)

### RECEIVING YARDS

2008	Dezmon Briscoe	4th	*(108.2)
2009	Dezmon Briscoe	5th	*(121.55)

### TOTAL OFFENSE

1942	Ray Evans	4th	(1,410)
1967	Bobby Douglass	10th	(1,741)
1983	Frank Seurer	10th	(2,660)
1985	Mike Norseth	5th	(3,214)
2008	Todd Reesing	8th	*(316.31)
2009	Todd Reesing	4th	*(311.25)

## ALL-PURPOSE YARDS

1996	June Henley	6th	*(117.3)
2018	Pooka Williams Jr.	7th	*(150.9)

## SCORING

1951	Bud Laughlin	10th	(78)
1983	Bruce Kallmeyer	6th	(98)

## POINTS RESPONSIBLE FOR

2003	Bill Whittemore	10th	*(17.2)
------	-----------------	------	---------

## FIELD GOALS

1958	John Suder	2nd	(3)
1983	Bruce Kallmeyer	2nd	(24)
1991	Dan Eichloff	2nd	(18)

## FIELD GOALS PER GAME

2017	Gabriel Rui	9th	(1.7)
------	-------------	-----	-------

## TOTAL TACKLES

2017	Joe Dineen Jr.	3rd	*(11.4)
2018	Joe Dineen Jr.	4th	*(12.3)

## SOLO TACKLES

2014	Ben Heeney	2nd	*(7.30)
2015	Fish Smithson	1st	*(7.90)
2016	Mike Lee	4th	*(6.40)
2017	Joe Dineen Jr.	1st	*(7.8)
2018	Joe Dineen Jr.	1st	*(9.0)
2022	Kenny Logan Jr.	2nd	*(6.6)

## TACKLES FOR LOSS

2005	Charlton Keith	9th	*(1.75)
2016	Dorance Armstrong Jr.	6th	*(1.70)
2017	Joe Dineen Jr.	3rd	*(2.10)

## INTERCEPTIONS

1942	Ray Evans	1st	(10)
2004	Charles Gordon	1st	(7)
2006	Aqib Talib	4th	*(0.60)

## FORCED FUMBLES

2008	James Holt	3rd	*(0.46)
2014	Michael Reynolds	4th	*(0.42)

## PASSES DEFENDED

2006	Aqib Talib	1st	*(2.80)
2014	JaCorey Shepherd	4th	*(1.50)

## BLOCKED KICKS

2016	Daniel Wise	5th	(2)
------	-------------	-----	-----

## KICK OFF RETURNS

1994	Ashaundai Smith	6th	*(26.4)
------	-----------------	-----	---------

## PUNTING

1950	Dolph Simons	7th	(41.2)
1954	Ted Rohde	2nd	(44.7)
1955	Ted Rohde	3rd	(42.3)
1956	Ted Rohde	6th	(41.6)
1959	John Hadl	1st	(45.6)
1966	Dave Morgan	7th	(42.4)
1968	Bill Bell	7th	(41.8)
1979	Mike Hubach	8th	(42.5)
1980	Bucky Scribner	6th	(44.1)
1981	Bucky Scribner	12th	(43.8)
1982	Bucky Scribner	3rd	(45.8)
1995	Darrin Simmons	6th	(43.8)

## PUNT RETURNS

1949	Bud French	5th	(15.2)
1952	Gil Reich	6th	(17.2)
1961	John Hadl	7th	(11.2)
1986	Milt Garner	5th	(13.8)

## NCAA RECORDS

### RUSHING ATTEMPTS (HALF)

34	Tony Sands vs. Missouri	1991
----	-------------------------	------

### RUSHING ATTEMPTS (GAME)

58	Tony Sands vs. Missouri	1991
----	-------------------------	------

### MOST RUSHING YARDS

### TWO PLAYERS SAME TEAM (GAME)

476	Tony Sands (396)/Chip Hilleary (80)	vs. Missouri	1991
-----	-------------------------------------	--------------	------

### RANK IN TOP 12 IN PUNTING AND FIELD GOALS

Dan Eichloff	1991	(12th/3rd)
--------------	------	------------

### INTERCEPTION RETURNS FOR TD BY A LB (GAME)

2	Patrick Brown vs. UAB	1997
---	-----------------------	------

### ALL-PURPOSE PLAYS (GAME)

58	Tony Sands vs. Missouri	1991
----	-------------------------	------

## OTHER NCAA RANKINGS

### INDIVIDUAL

### RUSHING YARDS (GAME)

4	396	Tony Sands vs. Missouri	1991
---	-----	-------------------------	------

### RUSHING YARDS BY A QB (SEASON)

19	1,124	Nolan Cromwell	1975
----	-------	----------------	------

### SACKS (GAME)

5	4.5	Brandon Perkins vs. La.Tech	2005
---	-----	-----------------------------	------

### LONGEST RUSH

1	99	Eric Vann vs. Oklahoma	1997
1	99	Gale Sayers vs. Nebraska	1963

### LONGEST PASS

21	98	Kelly Donahoe to Willie Vaughn	vs. Colorado	1987
----	----	--------------------------------	--------------	------

### LONGEST PUNT

3	94	John Hadl vs. Oklahoma	1959
---	----	------------------------	------

### LONGEST FIELD GOAL

19	61	Dan Eichloff vs. Ball St.	1992
----	----	---------------------------	------

### SOLO TACKLES (SEASON)

11	108	Joe Dineen Jr.	2018
----	-----	----------------	------

### PASSES DEFENDED PER GAME (SEASON)

1	*2.80	Aqib Talib	2006
---	-------	------------	------

### PASSES DEFENDED (SEASON)

8	28	Aqib Talib	2006
---	----	------------	------

## TEAM

### TACKLES FOR LOSS (GAME)

5	18	vs. SW Missouri St.	2001
---	----	---------------------	------



# CONFERENCE LEADERS



## TEAM RUSHING OFFENSE

1950	311.6
1961	228.6
1968	299.9
1975	317.1

## PASSING OFFENSE

1939	101.1
1941	119.6
1942	115.9
1947	121.2
1949	153.3
1952	123.8
1973	194.5
1983	286.0
1985	254.7

## TOTAL OFFENSE

1968	442.0
------	-------

## SCORING OFFENSE

2007	42.77
------	-------

## RED ZONE OFFENSE

2017	0.938
------	-------

## RUSHING DEFENSE

1947	109.2
1992	125.7
2005	83.2

## PASSING DEFENSE

1939	34.1
1945	94.4
1983	159.1
2016	219.8

## TOTAL DEFENSE

1947	189.1
1960	187.5
2007	317.31

## SCORING DEFENSE

2007	16.38
------	-------

## TACKLES-FOR-LOSS

2017	7.4
------	-----

## 3RD DOWN CONVERSION DEFENSE

2016	.356
------	------

## PUNT RETURN AVERAGE

1996	19.5
2006	13.5

## TURNOVER MARGIN

1996	1.00
2007	1.62
2018	1.33

## TURNOVERS GAINED

2018	27
------	----

## TURNOVERS LOST

2018	4
2021	13

## FEWEST PENALTIES

2021	49
------	----

## FUMBLES LOST

2021	3
------	---

## INTERCEPTIONS

2018	16
------	----

## PASSES HAD INTERCEPTED

2018	3
------	---

## FUMBLES RECOVERED

2018	11
------	----

## DEFENSIVE TDS

2018	3
------	---

## INDIVIDUAL RUSHING

1937	Clarence Douglass	376
1962	Gale Sayers	1,125
1963	Gale Sayers	917
1970	John Riggins	*102.8
1975	Nolan Cromwell, QB	*102.1
1991	Tony Sands	*131.9
2006	Jon Cornish	*121.4
2012	James Sims	*112.6

## PASSING

1941	Ralph Miller	657
1942	Ray Evans	1,117
1948	Dick Gilman	945
1952	Jerry Robertson	868
1956	Wally Stauch	596
1958	Les Krull	661
1972	David Jaynes	*204.8
1973	David Jaynes	*193.7

## PASSING EFFICIENCY

1981	Frank Seuer	102.8
1985	Mike Norseth	124.0

## RECEPTIONS

1937	Max Replogle	18
1942	Otto Schnellbacher	25
1943	Charlie Moffet	15
1945	Norm Pumphrey	12
1946	Otto Schnellbacher	16
1947	Otto Schnellbacher	17
1952	Charlie Hoag	16
1958	Homer Floyd	15
1973	Emmett Edwards	*4.45
1981	Wayne Capers	*3.27
1985	Richard Estell	*5.83
1989	Quintin Smith	*6.36

## TOTAL OFFENSE

1945	Frank Pattee	480
1947	Ray Evans	1,018
1967	Bobby Douglas	1,741
1973	David Jaynes	*175.7
1985	Mike Norseth	*267.8

## SCORING

1947	Forrest Griffith	54
1951	Bud Laughlin	78
1961	Curtis McClinton	54

## ALL PURPOSE

2018	Pooka Williams Jr.	*150.9
------	--------------------	--------

## TACKLES

2011	Steven Johnson	120
2014	Ben Heeney	127
2015	Fish Smithson	111

2017	Joe Dineen Jr.	137
2018	Joe Dineen Jr.	147
2021	Kenny Logan Jr.	113

## SOLO TACKLES

2014	Ben Heeney	*7.3
2015	Fish Smithson	*7.9
2016	Mike Lee	*6.4
2017	Joe Dineen Jr.	*7.8
2018	Joe Dineen Jr.	*9.0
2021	Kenny Logan Jr.	*6.6

## TACKLES FOR LOSS

2000	Chris Johnson	24
2005	Charlton Keith	21
2016	Dorance Armstrong Jr.	20
2017	Joe Dineen Jr.	25

## SACKS

1997	Ron Warner	14.5
2000	Chris Johnson	10.5
2005	Brandon Perkins	9.5

## FORCED FUMBLES

2014	Michael Reynolds	*0.42
2016	Dorance Armstrong Jr.	*0.25

## FORCED FUMBLES

2018	Joe Dineen Jr.	2
2018	Bryce Torneden	2

## INTERCEPTIONS

2004	Charles Gordon	*0.64
2006	Aqib Talib	*0.60

## PASSES DEFENDED

2006	Aqib Talib	*2.80
2007	Aqib Talib	*1.38
2014	JaCorey Shepherd	*1.50

## PASSES BROKEN UP

2004	Charles Gordon	15
2014	JaCorey Shepherd	15

## PUNTING

1937	Max Replogle	37.5
1938	Jack Blanke	42.6
1939	Frank Bukaty	40.3
1944	Leroy Robinson	36.0
1954	Ted Rohde	43.8
1955	Ted Rohde	42.3
1959	John Hadl	45.6
1960	John Hadl	40.5
1965	Bill Lynch	41.5
1966	Dave Morgan	42.4
1967	Bob Coble	42.7
1968	Bob Coble	42.4
1979	Mike Hubach	42.5
1980	Bucky Scribner	44.1
1981	Bucky Scribner	43.8
1982	Bucky Scribner	45.8
1991	Dan Eichloff	42.3
2014	Trevor Pardula	44.3
2018	Kyle Thompson	43.3

## KICKOFF RETURN AVERAGE

1996	Eric Vann	25.1
------	-----------	------

## FIELD GOAL PERCENTAGE

2017	Gabriel Rui	85.0
------	-------------	------

# NFL JAYHAWKS

NAME	AT KU	TEAM (POSITION)	YEARS
Adeniji, Hakeem	2016-19	Cincinnati Bengals (OL)	2020-Present
Amberg, John	1948-50	New York Giants (B)	1951-52
Armstrong Jr., Dorance	2015-17	Dallas Cowboys (DE)	2018-Present
Bailey, Jim	1968-69	Baltimore Colts (DT)	1970-74
		New York Jets	1975
		Atlanta Falcons	1976-78
Banks, Chris	1992-94	Denver Broncos (OG)	1998-99
		Atlanta Falcons	2000-01
Bausch, Frank	1929-31	Boston Redskins (C)	1934-36
		Chicago Bears	1937-40
		Philadelphia Eagles	1940-41
Bausch, Jim	1929-30	Chicago Cardinals (B)	1934-36
Beeson, Terry	1973-76	Seattle Seahawks (LB)	1977-81
Bell, Bill S.	1968-69	Atlanta Falcons (PK)	1971-72
		New England Patriots	1973
Bernhardt, Roger	1971-72	New York Jets (G)	1974
		Kansas City Chiefs	1975
Black, Charlie	1921-23	Duluth Kelleys (E)	1925
Blevins, Tony	1993-94, 1996-97	San Francisco 49ers (DB)	1998
		Indianapolis Colts	1999-2000
Brew, Dorian	1992-95	Baltimore Ravens (DB)	1996-97
		San Diego Chargers	1997
Briscoe, Dezmon	2007-09	Tampa Bay Buccaneers (WR)	2010-11
		Washington Redskins	2012-13
Brown, Gilbert	1989-92	Green Bay Packers (DT)	1993-99, 2001-03
Brown, Larry	1968-70	Pittsburgh Steelers (E/T)	1971-84
Bukaty, Fred	1958-60	Denver Broncos (FB)	1961
Butler, Mike	1973-76	Green Bay Packers (DT)	1977-82, 1985
Byrd, Isaac	1995-96	Tennessee Titans (WR)	1997-99
		Carolina Panthers	2000-02
Campfield, Billy	1974-77	Philadelphia Eagles (RB)	1978-82
		New York Giants	1983
Capers, Wayne	1979-82	Pittsburgh Steelers (WR)	1983-84
		Indianapolis Colts	1985-86
Coan, Bert	1961	San Diego Chargers (RB)	1962
		Kansas City Chiefs	1963-68
Collins, Anthony	2005-07	Cincinnati Bengals (OT)	2008-13
		Tampa Bay Buccaneers (OT)	2014
Colter, Jeff	1981-83	Minnesota Vikings (DB)	1984
		Kansas City Chiefs	1987
Conley, Steve	1969-71	Cincinnati Bengals (RB)	1972
		St. Louis Cardinals	1973
Criswell, Kirby	1977-79	St. Louis Cardinals (DE)	1980-81
Cromwell, Nolan	1973-76	Los Angeles Rams (DB)	1977-87
Davis, Dick	1959-61	Kansas City Chiefs (DE)	1962
Davis, Don	1991-94	New Orleans Saints (LB)	1996-98
		Tampa Bay Buccaneers	1998-2000
		St. Louis Rams	2001-02
		New England Patriots	2003-06
Davison, Andrew	1998-2001	New York Jets (DB)	2002, 2004
		Dallas Cowboys	2003
Dercher, Dan	1996-98	San Francisco 49ers (OT)	1999-2000
Detwiler, John	1912-14	Hammond Pros (HB/QB)	1923-24
Dineen Jr., Joe	2014-18	Denver Broncos (LB)	2019
Dinkel, Tom	1974-77	Cincinnati Bengals (LB)	1978-83, 1985
Douglass, Bobby	1966-68	Chicago Bears (QB)	1969-75
		San Diego Chargers	1975
		New Orleans Saints	1976-77
		Green Bay Packers	1978
Dwyer, Nate	1997-2001	Arizona Cardinals (DT)	2001-02
Edwards, Emmett	1972-74	Houston Oilers (WR)	1975
		Buffalo Bills	1976
Estell, Richard	1982-85	Kansas City Chiefs (WR)	1987
Ettinger, Don	1941, 1946-47	New York Giants (G)	1948-50
Evans, Ray R.	1941-42, 1946-47	Pittsburgh Steelers (RB)	1948
Fairchild, Paul	1981-83	New England Patriots (G)	1984-90
Fine, Derek	2003-07	Buffalo Bills (TE)	2008
Fiss, Gallen	1950-52	Cleveland Browns (LB)	1956-66
Gay, Matt	1989-92	Kansas City Chiefs (S)	1994
Golub, Chris	1974-76	Kansas City Chiefs (DB)	1977
Goode, Don	1971-73	San Diego Chargers (LB)	1974-79
		Cleveland Browns	1980-81
Gordon, Charles	2003-05	Minnesota Vikings (WR)	2006-08
Griffith, Forrest	1946-49	New York Giants (RB)	1950-51
Hadl, John	1959-61	San Diego Chargers (QB)	1962-72
		Los Angeles Rams	1973-74
		Green Bay Packers	1974-75
		Houston Oilers	1976-77
Hageman, Fred	1959-60	Washington Redskins (C)	1961-64
Hantla, Bob	1951-53	San Francisco 49ers (G)	1954-55
Harris Jr., Chris	2007-10	Denver Broncos (CB)	2011-2021
Hartwig, Justin	1997-2001	Tennessee Titans (C/G)	2002-05
		Carolina Panthers (G)	2006-07
		Pittsburgh Steelers (C)	2008
Harvey, George	1964, 66	New Orleans Saints (G)	1967
Harwell, Nick	2013-14	Tennessee Titans (WR)	2015
Hawkinson, Tanner	2009-12	Cincinnati Bengals (OL)	2013-14
		Philadelphia Eagles (OL)	2015
Heeneey, Ben	2011-14	Oakland Raiders (LB)	2015-16
		New Orleans Saints	2017
		Houston Texans	2017-18
Hempstead, Hessler	1990-94	Detroit Lions (OG)	1995-97
Henley, June	1993-95	St. Louis Rams (RB)	1998
Henry, Marcus	2004-07	New York Jets (WR)	2008
Holloway, Johnny	1985	Dallas Cowboys (DB)	1986
		St. Louis Cardinals	1987
Hubach, Mike	1976-79	New England Patriots (PK)	1980-81
Irvin, LeRoy	1976-79	Los Angeles Rams (DB)	1980-89
Jaynes, David	1971-73	Kansas City Chiefs (QB)	1974
Jessie, Ron	1969-70	Detroit Lions (WR)	1971-74
		Los Angeles Rams	1975-79
		Buffalo Bills	1980-81
Johnson, Ben	2014-17	Los Angeles Chargers (TE)	2018
Johnson, Bobby	1981-83	New York Giants (WR)	1984-86
Johnson, Mike	1963-65	Dallas Cowboys (RB)	1966-69
Johnson, Steven	2008-11	Denver Broncos (LB)	2012-14
		Tennessee Titans	2015
		Pittsburgh Steelers	2016
		Baltimore Ravens	2017
Johnson, Kyron	2017-21	Philadelphia Eagles (LB)	2021-Present
Jones, Adrian	2000-03	New York Jets (OT)	2004-07
		Kansas City Chiefs (OT)	2008
Jones, E.J.	1981-83	Kansas City Chiefs (RB)	1985
		Dallas Cowboys	1987
Jones, Rod	1992-95	Cincinnati Bengals (OT)	1996-2000
		St. Louis Rams	2001
		Washington Redskins	2002-03
Kamara, Azur	2018-19	Dallas Cowboys (OLB)	2020-21
		Carolina Panthers	2021
		Kansas City Chiefs	2022-Present
Keith, Charlton	2004-05	Cleveland Browns (DL)	2006
Kennard, George	1949-51	New York Giants (G)	1952-55
Knoff, Kurt	1972-75	Houston Oilers (DB)	1977-78
		Minnesota Vikings	1979-82
Kvaternick, Zvonimir	1931-33	Pittsburgh Steelers (RB)	1934
Lassiter, Kwamie	1992-94	Arizona Cardinals (DB)	1995-2002
		San Diego Chargers	2003
Lassiter II, Kwamie	2017-21	Cincinnati Bengals (WR)	2021-Present
Laughlin, Henry	1950-51, 1954	San Francisco 49ers (B)	1955
Lawson, Steve	1968-70	Cincinnati Bengals (G)	1971-72
		Minnesota Vikings	1973-75
Lemon, Mike	1973-74	New Orleans Saints (LB)	1975
		Tampa Bay Buccaneers	1976-77
Lewis, Eddie	1973-75	San Francisco 49ers (DB)	1976-79
		Detroit Lions	1979-80
Loneker, Keith	1989-92	St. Louis Rams (OT)	1993-95
Mason, Lindsay	1975-77	Los Angeles Raiders (T)	1978-81
		San Francisco 49ers	1982
Maumalanga, Chris	1990-93	New York Giants (DT)	1994
		Arizona Cardinals	1994-95
		St. Louis Rams	1997
McBurrows, Gerald	1991-94	St. Louis Rams (DB)	1995-98
		Atlanta Falcons	1999-2003
McClinton, Curtis	1959-61	Kansas City Chiefs (RB)	1962-67
McCormack, Mike	1948-50	Cleveland Browns (T)	1954-62
McDermott, Sean	1995-99	Tampa Bay Buccaneers (LS)	2001
		Houston Texans	2002
		New England Patriots	2003-04
McDonald, Dexter	2011, 2013-14	Oakland Raiders (S)	2015-18
McDougald, Bradley	2009-12	Kansas City Chiefs (S)	2013
		Tampa Bay Buccaneers	2014-16
		Seattle Seahawks	2017-19
		New York Jets	2020
		Tennessee Titans	2021
McMillan, David	2001-04	Cleveland Browns (LB)	2005-08
Mehring, Pete	1931-33	St. Louis Browns (T)	1934-36
		Los Angeles Bulldogs	1936-40
		Hollywood Bears	1941-42
Meier, Kerry	2006-09	Atlanta Falcons (WR)	2010-12
Merkel, Monte	1938-41	Chicago Bears (G)	1942-43
Miller, Robert L.	1972-74	Minnesota Vikings (RB)	1975
Mosier, John E.	1967-69	Denver Broncos (TE)	1971
		Baltimore Colts	1972
		New England Patriots	1973
Mrkonic, George	1950-52	Philadelphia Eagles (T)	1953
Nave, Stevan	1982-83, 1985-86	Cleveland Browns (LB)	1987
Nesmith, Dean	1933-35	New York Yankees (G)	1936
Nesmith, Ole	1932-34	Brooklyn Dodgers (FB)	1935
		New York Yankees	1936-40
Norris, Moran	1996-2000	New Orleans Saints (RB)	2001-02
		Houston Texans	2002-05
		San Francisco 49ers	2006-07, 2009-11
		Detroit Lions	2008
Norseth, Mike	1984-85	Cincinnati Bengals (QB)	1987-88
		New York Jets	1992
Opurum, Toben	2009-12	Kansas City Chiefs (FB)	2013
		Houston Texans (FB)	2014
		New Orleans Saints (FB)	2014-15
Oswald, Paul	1983-86	Pittsburgh Steelers (C)	1987



		Atlanta Falcons (G)	1988
Palmer, Gerry	1970-72	Kansas City Chiefs (G)	1975
Patterson, Elvis	1981-83	New York Giants (DB)	1984-87
		San Diego Chargers	1987-89
		Los Angeles Raiders	1990-93
		Dallas Cowboys	1993
Pierce, Don	1939-40	Brooklyn Dodgers (C)	1942
		St. Louis Cardinals	1943
Rideau, Brandon	2001-04	Cleveland Browns (WR)	2005
		Chicago Bears	2006-08
Riggins, John	1968-70	New York Jets (RB)	1971-75
		Washington Redskins	1976-79, 1981-85
Rivera, Mike	2005-08	New England Patriots	2012
Roberts, Gene	1942	New York Giants (B)	1947-50
Sayers, Gale	1962-64	Chicago Bears (RB)	1965-71
Schaa, Elmer	1929-31	Portsmouth Spartans (B)	1932
Schick, Doyle	1958-60	Washington Redskins (LB)	1961
Schnellbacher, Otto	1942, 1946-47	New York Giants (B)	1950-51
Schweda, Brian	1962-64	Chicago Bears (DE)	1966
Scott, Arthur (Dave)	1973-75	Atlanta Falcons (T)	1976-82
Scribner, Bucky	1980-82	Green Bay Packers (P)	1983-84
Seurer, Frank	1980-83	Kansas City Chiefs (QB)	1986-87
Shepherd, JaCorey	2011-14	Philadelphia Eagles (CB)	2015-16
		San Francisco 49ers (CB/KR)	2016
Short, Kevin	2013	New York Jets (S)	2015-16
		Los Angeles Rams	2016
Sims Jr., Steven	2015-18	Washington Redskins (WR)	2019-21
		Pittsburgh Steelers (WR)	2021-Present
Smith, Greg	1977-78	Minnesota Vikings (DL)	1980-81, 1984
Smith, Hugh	1960	Denver Broncos (E)	1962
		Washington Redskins	1962
Smith, Laverne	1973-76	Pittsburgh Steelers (RB)	1977
Smith, Quintin	1986-89	Chicago Bears (WR)	1990
Smith, Reggie	1981-83	Tampa Bay Buccaneers (OL)	1987
Smithson, Fish	2014-16	Washington Redskins (S)	2017-18
		Los Angeles Chargers (S)	2018
Spencer, Oliver	1950-52	Detroit Lions (T)	1953, 1956, 1959-61
		Green Bay Packers	1957-58
		Oakland Raiders	1963
Stapleton, George	1935-37	Phoenix Bulldogs (G)	1938
Stokes, Sims	1964	Dallas Cowboys (WR)	1967
Stubblefield, Dana	1990-92	San Francisco 49ers (DT)	1993-97, 2001-02
		Washington Redskins	1998-2000
		Oakland Raiders	2003
Stuckey, Darrell	2006-09	Los Angeles Chargers (S)	2010-16
Sutton, Mitch	1972-73	Philadelphia Eagles (DT)	1974-75
Sydney, Harry	1978-80	San Francisco 49ers (RB)	1987-91
		Green Bay Packers	1992
Talib, Aqib	2005-07	Tampa Bay Bucs (CB)	2008-11
		New England Patriots	2012-13
		Denver Broncos	2014-17
		Los Angeles Rams	2018-19
		Miami Dolphins	2019
Taylor, Shakia	2017-18	Indianapolis Colts (CB)	2019
		Denver Broncos	2019
		New York Giants	2020
		Philadelphia Eagles	2021
Taylor, Steve	1973-75	Kansas City Chiefs (S)	1976
Terry, Doug	1989-91	Kansas City Chiefs (S)	1992-95
Thompson, Broderick	1981-82	Dallas Cowboys (OT)	1985
		San Diego Chargers	1987-92
		Philadelphia Eagles	1993-94
		Denver Broncos	1995-96
Tomlinson, Dick	1947-49	Pittsburgh Steelers (G)	1950-51
Towle, Steve	1972-74	Miami Dolphins (LB)	1975-80
Ulrich, Hubert	1939-41	Miami Seahawks (E)	1946
Vanooy, Vernon	1967-68	New York Giants (DT)	1971
		Green Bay Packers	1972
		Houston Oilers	1973
Verser, David	1977-80	Cincinnati Bengals (WR)	1981-84
		Tampa Bay Buccaneers	1985
Wagoner, Danny	1978, 1980-81	Detroit Lions (DB)	1982-84
		Atlanta Falcons	1985
Walton, Alvin	1984	Washington Redskins (DB)	1986-91
Ward, Ronnie	1992-94, 1996	Miami Dolphins (LB)	1997
Warner, Ron	1996-97	New Orleans Saints (LB)	1998
		Tampa Bay Buccaneers	2002-03
Watfiet, Frank	1978-80	New Orleans Saints (DB)	1981-87
		Los Angeles Rams	1987
Wellman, Mike	1976-77	Green Bay Packers (C)	1979-80
Whittaker, Scott	1993-96	Oakland Raiders (OG)	1997
Whitten, Bobby	1978-80	Cincinnati Bengals (T)	1981
Williams, Delvin	1971-73	San Francisco 49ers (RB)	1974-77
		Miami Dolphins	1978-80
		Green Bay Packers	1981
Williams Jr., Pooka	2017-20	Cincinnati Bengals (RB)	2020-Present
Wirtel, John	2013-18	Chicago Bears (LS)	2019
Wise, Daniel	2015-18	Dallas Cowboys (DE)	2019-21
		Washington Commanders (DE)	2021-Present
Wright, Sylvester	1991-94	Philadelphia Eagles (LB)	1995-96
Zook, John	1966-68	Atlanta Falcons (DT)	1969-75
		St. Louis Cardinals (DE)	1976-80

## JAYHAWKS IN THE SUPER BOWL

PLAYER	TEAM	GAMES
Hakeem Adeniji	Cincinnati	LVI
Jim Bailey	Indianapolis	V*
Chris Banks	Denver	XXXIII*
Gilbert Brown	Green Bay	XXXI*, XXXII
Larry Brown	Pittsburgh	IX*, X*, XIII*, XIV*
Isaac Byrd	Tennessee	XXXIV
Billy Campfield	Philadelphia	XV
Bert Coan	Kansas City	I
Nolan Cromwell	Los Angeles	XIV
Don Davis	St. Louis	XXXVI
	New England	XXXVIII*, XXXIX*
Tom Dinkel	Cincinnati	XVI
Paul Fairchild	New England	XX
Chris Harris Jr.	Denver	XLVIII, 50*
Justin Hartwig	Pittsburgh	XLIII*
Ron Jessie	Los Angeles	XIV
Bobby Johnson	New York Giants	XXI*
Steven Johnson	Denver	XLVIII
Rod Jones	St. Louis	XXXVI
Steve Lawson	Minnesota	VIII, IX
Lindsey Mason	Oakland	XV*
Curtis McClinton	Kansas City	I, IV*
Sean McDermott	New England	XXXVIII*
Robert Miller	Minnesota	XII
Mike Norseth	Cincinnati	XXIII
Elvis Patterson	New York Giants	XXI*
	Dallas	XXVIII*
John Riggins	Washington	XVII*, XVIII
Dana Stubblefield	San Francisco	XXIX*
Harry Sydney	San Francisco	XXIII*, XXIV*
Aqib Talib	Denver	50*
	Los Angeles Rams	LIII
David Verser	Cincinnati	XVI
Alvin Walton	Washington	XXII*, XXVI*
Ron Warner	Tampa Bay	XXXVII*
Bobby Whitten	Cincinnati	XVI
Pooka Williams Jr.	Cincinnati	LVI

\* - Indicates Super Bowl Champion

## JAYHAWKS IN THE PRO BOWL

PLAYER	TEAM	YEARS
Frank Bausch	Chicago	1940
Larry Brown	Pittsburgh	1983
Nolan Cromwell	Los Angeles	1981-82, 83-84
Galen Fiss	Cleveland	1963-64
John Hadl	San Diego	1965-66, 69-70-73
	Los Angeles	1974
Chris Harris Jr.	Denver	2014-15-16-18
LeRoy Irvin	Los Angeles	1986-87
Ron Jessie	Los Angeles	1977
Curtis McClinton	Dallas Texans	1963
	Kansas City	1967-68
Mike McCormack	New York Yankees	1952
	Cleveland	1957-58, 61-62-63
Pete Mehringer	Los Angeles Bulldogs	1939
John Riggins	New York Jets	1976
Gale Sayers	Chicago	1966-67-68-70
Dana Stubblefield	San Francisco	1995-96-98
Darrell Stuckey	San Diego	2014
Aqib Talib	Denver	2013-14-15-16-17
Delvin Williams	San Francisco	1977
	Miami	1979
John Zook	Atlanta	1974

# JAYHAWKS IN THE NFL DRAFT

YEAR	PLAYER (POS)	RD	TEAM	YEAR	PLAYER (POS)	RD	TEAM	YEAR	PLAYER (POS)	RD	TEAM
1938	Clarence Douglass (B)	9	Lions	1969	Bobby Douglass (QB)	2/41	Bears		Isaac Byrd (WR)	6/195	Chiefs
1939	Dave Shirk (E)	18	Steelers		Vernon Vanoy (DE)	3/60	Giants	1998	Ron Warner (LB)	7/239	Saints
	Ferrel Anderson (G)	19	Brooklyn		John Zook (DE)	4/99	Rams	2001	Moran Norris (RB)	4/115	Saints
1940	Bill Bunson (B)	14	Eagles		Keith Christensen (T)	5/117	Saints	2002	Nate Dwyer (DT)	4/113	Cardinals
1942	Hubert Ulrich (E)	9	Browns		Billy Hunt (DB)	12/341	Falcons		Justin Hartwig (OT)	6/187	Titans
	Ralph Miller (B)	16	Brooklyn		Junior Riggins (RB)	16/409	Cardinals	2004	Adrian Jones (OT)	4/132	Jets
1944	Ray Evans (B)	1	Bears	1971	John Riggins (RB)	1/6	Jets	2005	David McMillan (DE)	5/139	Browns
	Gene Long (G)	9	Patriots		Steve Lawson (G)	2/41	Bengals	2008	Aqib Talib (CB)	1/20	Buccaneers
	Warren Hodges (T)	26	Cardinals		Larry Brown (TE)	5/106	Steelers		Anthony Collins (OT)	4/112	Bengals
	George Dick (E)	30	Lions		Ron Jessie (WR)	8/206	Cowboys		Derek Fine (TE)	4/132	Bills
1947	Otto Schnellbacher (E)	23	Cardinals	1972	Bob Childs (G)	5/120	Rams		Marcus Henry (WR)	6/174	Jets
	Bill Hogan (B)	29	Packers		Steve Conley (RB)	7/158	Bengals	2010	Darrell Stuckey (S)	4/110	Chargers
1948	Otto Schnellbacher (E)	3	Yankees (AAFC)		Karl Salb (DT)	14/340	Bills		Kerry Meier (WR)	5/165	Falcons
	Don Ettinger (T)	11	Colts (AAFC)		Steve Roach (LB)	15/380	Lions		Dezmon Briscoe (WR)	6/191	Bengals
		19	Giants		Kenny Page (LB)	15/381	Rams	2012	Tanner Hawkinson (OL)	5/156	Bengals
	Dick Monroe (C)	20	Cardinals	1973	Roger Bernhardt (G)	3/76	Steelers	2015	Ben Heeny (LB)	5/140	Raiders
1949	Frank Pattee (B)	6	Colts (AAFC)		Gary Palmer (T)	4/83	Colts		JaCorey Shepherd (CB)	6/191	Eagles
		23	Redskins		Eddie Shears (LB)	9/233	Redskins		Dexter McDonald (CB)	7/242	Raiders
	Dick Monroe (C)	16	Hornets (AAFC)		Vince O'Neal (RB)	15/379	Bills	2018	Dorance Armstrong Jr. (DE)	4/116	Cowboys
	Dick Bertuzzi (B)	22	Bears	1974	Don Goode (LB)	1/15	Browns	2020	Hakeem Adeniji (OL)	6/180	Bengals
1950	Forrest Griffith (B)	5	Giants		Delvin Williams (RB)	2/49	49ers	2022	Kyron Johnson (LB)	6/181	Eagles
	Bud French (B)	21	Bulldogs		Mitch Sutton (DT)	3/63	Eagles				
	Dick Tomlinson (G)	21	Steelers		David Jaynes (QB)	3/66	Chiefs				
	Ed Lee (T)	27	Redskins		Delano Robinson (WR)	16/409	Raiders				
1951	Mike McCormack (T)	3	Yankees	1975	Emmett Edwards (WR)	2/40	Oilers				
	Wade Stinson (B)	5	Packers		Bruce Adams (WR)	4/103	Vikings				
	S.P. Garnett (T)	29	49ers		Robert Miller (RB)	5/129	Vikings				
1952	Bob Brandenberry (B)	20	Browns		Steve Towle (LB)	6/143	Dolphins				
	Bud Laughlin (B)	25	49ers		Mike Lemon (LB)	6/149	Saints				
1953	Gil Reich (B)	2	Packers	1976	Kurt Knoff (DB)	2/43	Broncos				
	George Mrkonic (G)	4	Eagles		Eddie Lewis (DB)	2/57	49ers				
	Ollie Spencer (T)	6	Lions		Dave Scott (T)	3/71	Falcons				
	Galen Fiss (B)	13	Browns		Steve Taylor (DB)	6/165	Chiefs				
	Merlin Gish (C)	22	Colts		Jeff Turner (LB)	9/241	Bills				
	Charlie Hoag (B)	26	Browns	1977	Mike Butler (DE)	1/9	Packers				
1954	Bob Hantla (G)	5	49ers		Nolan Cromwell (DB)	2/31	Rams				
	Harold Patterson (B)	14	Eagles		Terry Beeson (LB)	2/41	Seahawks				
	Morris Kay (E)	18	49ers		Laverne Smith (RB)	4/99	Steelers				
	Joe Lundy (G)	26	Browns		Skip Sharp (DB)	5/119	Eagles				
1955	John Anderson (E)	21	Eagles		Chris Golub (DB)	7/177	Chiefs				
1956	Ralph Moody (B)	13	49ers		Waddell Smith (WR)	8/215	Chiefs				
	Bev Butler (B)	26	Giants	1978	Lindsay Martin (T)	3/82	Raiders				
1957	Bob Kraus (G)	11	Cardinals		Tom Dinkel (LB)	5/126	Bengals				
	Don Feller (B)	14	Browns		Norris Banks (RB)	5/130	Eagles				
	Ed Pretock (T)	16	Colts		Bill Campfield (RB)	11/288	Eagles				
	Tom Horner (T)	20	Cardinals	1979	Mike Wellman (C)	3/81	Rams				
	Chet Van Alta (T)	22	Colts	1980	Kirby Criswell (LB)	2/31	Bengals				
	Ted Rohde (B)	26	Cardinals		LeRoy Irvin (DB)	3/70	Rams				
	Frank Gibson (T)	30	Cardinals		Jim Zidd (LB)	5/123	Jets				
1958	Ron Clairborne (T)	12	Rams		Mike Hubach (P)	11/293	Patriots				
	Larry Garner (B)	18	Lions	1981	David Verser (WR)	1/10	Bengals				
1959	John Peppercorn (E)	14	Steelers		Lester Mickens (WR)	11/277	Saints				
	Homer Floyd (B)	26	Browns	1982	Greg Smith (DT)	7/184	Chiefs				
1960	Fred Hagerman (C)	8	Giants (NFL)		Danny Wagoner (DB)	9/231	Lions				
1961	Curtis McClinton (HB)	14	Texans (AFL)	1983	Wayne Capers (WR)	2/52	Steelers				
	Doyle Schick (B)	14	Redskins (NFL)		Bucky Scribner (P)	11/299	Packers				
1962	John Hadl (QB)	3	Chargers (AFL)	1984	Paul Fairchild (G)	5/124	Patriots				
		1	Lions (NFL)		Bruce Kallmeyer (K)	7/184	Patriots				
	Bert Coan (HB)	14	Chargers (AFL)		Renwick Atkins (T)	7/187	Lions				
		7	Redskins (NFL)	1986	Alvin Walton (DB)	3/75	Redskins				
	Elvin Baenam (G)	23	Raiders (AFL)		Lynn Williams (RB)	6/160	Rams				
	Roger McFarland (HB)	27	Oilers (AFL)		Mike Norseth (QB)	7/174	Browns				
		20	49ers (NFL)		Johnny Holloway (WR)	7/185	Cowboys				
1963	Marv Clothier (G)	7	Cowboys	1987	Paul Oswald (C)	11/289	Steelers				
1965	Gale Sayers (RB)	1	Chiefs (AFL)	1991	Curtis Moore (LB)	10/267	Oilers				
		1	Bears (NFL)	1992	Chris Perez (OT)	5/124	Dolphins				
	Mike Shinn (E)	8	Packers	1993	Dana Stubblefield (DT)	1/26	49ers				
	Brian Schweda (T)	16	Broncos (AFL)		Gilbert Brown (DT)	3/79	Vikings				
		11	Bears (NFL)	1994	Chris Maumalanga (DT)	4/128	Giants				
	Ron Oelschlager (HB)	19	Broncos (AFL)	1995	Gerald McBurrows (DB)	7/214	Rams				
1966	Willie Ray Smith (DB)	11	Chiefs (AFL)		Hessley Hempstead (OG)	7/228	Lions				
	Mike Johnson (HB)	14	Raiders (AFL)	1996	Dorian Brew (DB)	3/79	Dolphins				
1967	George Harvey (G)	6/134	Saints		Chris Banks (OG)	7/226	Broncos				
	Jeff Elias (TE)	17/444	Packers		Rod Jones (OT)	7/219	Bengals				
	Steve Renko (FB)	15	Raiders (AFL)		L.T. Levine (RB)	7/235	Broncos				
1968	Bert Olson (WR)	10/266	Cowboys	1997	Ronnie Ward (LB)	3/93	Dolphins				
					June Henley (RB)	5/163	Chiefs				



# KANSAS VS. AP RANKED OPPONENTS

DATE	RK	OPPONENT	RESULT	SCORE	DATE	RK	OPPONENT	RESULT	SCORE	DATE	RK	OPPONENT	RESULT	SCORE
Nov. 7, 1936	8	NEBRASKA	L	0-26	Sept. 20, 1980	5	PITTSBURGH	L	3-18	Nov. 13, 2004	6	TEXAS	L	23-27
Nov. 6, 1937	6	NEBRASKA	T	13-13	Oct. 11, 1980	10	NEBRASKA	L	0-54	Oct. 1, 2005	13	at Texas Tech	L	17-30
Oct. 21, 1939	3	at Oklahoma	L	27-7	Oct. 18, 1980	19	IOWA STATE	W	28-17	Nov. 12, 2005	2	at Texas	L	14-66
Nov. 25, 1939	10	MISSOURI	L	0-20	Nov. 8, 1980	11	OKLAHOMA	L	19-21	Nov. 26, 2005	25	IOWA STATE (OT)	W	24-21
Nov. 22, 1941	18	MISSOURI	L	6-45	Oct. 31, 1981	12	at Nebraska	L	15-31	Sept. 30, 2006	21	at Nebraska (OT)	L	32-39
Nov. 24, 1945	16	MISSOURI	L	12-33	Oct. 30, 1982	6	NEBRASKA	L	0-52	Oct. 6, 2007	24	at Kansas State	W	30-24
Nov. 9, 1946	16	OKLAHOMA	W	16-13	Sept. 24, 1983	10	at USC	W	26-20	Nov. 24, 2007	4	vs. Missouri (K.C.)	L	28-36
Jan. 1, 1948	13	GEORGIA TECH	L	14-20	Oct. 29, 1983	14	at Oklahoma	L	14-45	Jan. 3, 2008	5	vs. Virginia Tech (Orange Bowl)	W	24-21
Nov. 20, 1948	8	OKLAHOMA	L	7-60	Nov. 12, 1983	1	at Nebraska	L	13-67	Sept. 12, 2008	19	at South Florida	L	34-37
Nov. 11, 1950	3	OKLAHOMA	L	13-33	Nov. 19, 1983	19	MISSOURI	W	37-27	Oct. 18, 2008	4	at Oklahoma	L	31-45
Oct. 18, 1952	6	OKLAHOMA	L	20-42	Sept. 15, 1984	18	FLORIDA STATE	L	16-42	Oct. 25, 2008	8	TEXAS TECH	L	21-63
Sept. 25, 1953	4	at UCLA	L	7-19	Oct. 20, 1984	12	at Okla. State	L	10-47	Nov. 15, 2008	4	TEXAS	L	7-35
Sept. 25, 1954	8	UCLA	L	7-32	Oct. 27, 1984	2	OKLAHOMA	W	28-11	Nov. 29, 2008	12	vs. Missouri (K.C.)	W	40-37
Oct. 16, 1954	1	OKLAHOMA	L	0-65	Nov. 10, 1984	2	NEBRASKA	L	7-41	Oct. 24, 2009	25	OKLAHOMA	L	13-35
Nov. 6, 1954	20	NEBRASKA	L	20-41	Sept. 28, 1985	4	at Fla. State	L	20-24	Nov. 21, 2009	3	at Texas	L	20-51
Oct. 15, 1955	3	at Oklahoma	L	6-44	Oct. 26, 1985	12	OKLA. STATE	L	10-17	Sept. 11, 2010	15	GEORGIA TECH	W	28-25
Oct. 20, 1956	1	OKLAHOMA	L	12-34	Nov. 2, 1985	9	at Oklahoma	L	6-48	Nov. 13, 2010	9	at Nebraska	L	3-20
Sept. 28, 1957	9	OREGON STATE	L	6-34	Nov. 16, 1985	2	at Nebraska	L	6-56	Nov. 20, 2010	12	OKLA. STATE	L	14-48
Oct. 19, 1957	2	at Oklahoma	L	0-47	Nov. 1, 1986	4	OKLAHOMA	L	3-64	Nov. 27, 2010	15	vs. Missouri (K.C.)	L	7-35
Sept. 20, 1958	8	TCU	L	0-42	Nov. 15, 1986	6	NEBRASKA	L	0-70	Oct. 8, 2011	6	at Oklahoma State	L	28-70
Oct. 18, 1958	11	OKLAHOMA	L	0-43	Sept. 12, 1987	4	at Auburn	L	0-49	Oct. 15, 2011	3	OKLAHOMA	L	17-47
Sept. 19, 1959	7	at TCU	L	7-14	Oct. 10, 1987	2	at Nebraska	L	2-54	Oct. 22, 2011	12	KANSAS STATE	L	21-59
Oct. 24, 1959	18	at Oklahoma	L	6-7	Oct. 31, 1987	1	OKLAHOMA	L	10-71	Sept. 15, 2012	16	TCU	L	6-20
Oct. 1, 1960	2	SYRACUSE	L	7-14	Sept. 17, 1988	6	at Auburn	L	7-56	Oct. 6, 2012	7	at Kansas State	L	16-56
Oct. 29, 1960	1	at Iowa	L	7-21	Oct. 8, 1988	9	NEBRASKA	L	10-63	Oct. 20, 2012	10	at Oklahoma	L	7-52
Nov. 19, 1960	1	at Missouri	W	23-7	Oct. 29, 1988	8	at Oklahoma	L	14-63	Nov. 10, 2012	25	at Texas Tech (2OT)	L	34-41
Oct. 19, 1963	6	at Oklahoma	L	18-21	Nov. 12, 1988	14	at Okla. State	L	24-63	Oct. 5, 2013	20	TEXAS TECH	L	16-54
Nov. 7, 1964	6	at Nebraska	L	7-14	Sept. 30, 1989	16	OKLAHOMA	L	6-45	Oct. 19, 2013	18	OKLAHOMA	L	34-19
Nov. 5, 1966	6	NEBRASKA	L	13-24	Oct. 21, 1989	3	at Colorado	L	17-49	Oct. 26, 2013	6	BAYLOR	L	14-59
Nov. 12, 1966	16	COLORADO	L	18-35	Nov. 11, 1989	6	at Nebraska	L	14-51	Nov. 9, 2013	15	at Oklahoma State	L	6-42
Oct. 14, 1967	8	NEBRASKA	W	10-0	Sept. 1, 1990	15	VIRGINIA	L	10-59	Oct. 11, 2014	16	OKLAHOMA STATE	L	20-27
Nov. 18, 1967	7	at Oklahoma	L	10-14	Sept. 29, 1990	9	at Oklahoma	L	17-31	Nov. 1, 2014	12	at Baylor	L	14-60
Oct. 12, 1968	9	at Nebraska	W	23-13	Oct. 13, 1990	3	at Miami	L	0-34	Nov. 15, 2014	5	TCU	L	30-34
Nov. 23, 1968	13	MISSOURI	W	21-19	Oct. 20, 1990	14	COLORADO	L	10-41	Nov. 22, 2014	23	at Oklahoma	L	7-44
Jan. 1, 1969	3	vs. Penn State (Orange Bowl)	L	14-15	Oct. 26, 1991	21	at Oklahoma	L	3-41	Nov. 29, 2014	11	at Kansas State	L	13-51
Nov. 22, 1969	7	MISSOURI	L	21-69	Nov. 9, 1991	11	NEBRASKA	L	23-59	Oct. 10, 2015	3	BAYLOR	L	7-66
Oct. 17, 1970	5	NEBRASKA	L	20-41	Nov. 16, 1991	16	COLORADO	L	24-30	Oct. 24, 2015	14	at Oklahoma State	L	10-58
Oct. 16, 1971	1	at Nebraska	L	0-55	Nov. 9, 1992	7	at Nebraska	L	7-49	Oct. 31, 2015	14	OKLAHOMA	L	7-62
Nov. 6, 1971	13	COLORADO	L	14-35	Nov. 16, 1992	18	COLORADO	L	18-25	Nov. 14, 2015	15	at TCU	L	17-23
Nov. 13, 1971	2	at Oklahoma	L	10-56	Dec. 25, 1992	25	vs. BYU (Aloha Bowl)	W	23-20	Oct. 15, 2016	11	at Baylor	L	7-49
Sept. 30, 1972	16	FLORIDA STATE	L	22-44	Aug. 28, 1993	1	vs. Florida State (Kickoff Classic, N.J.)	L	0-42	Oct. 29, 2016	16	at Oklahoma	L	3-56
Oct. 21, 1972	5	NEBRASKA	L	0-56	Oct. 23, 1993	14	at Oklahoma	L	25-38	Nov. 5, 2016	14	at West Virginia	L	21-48
Oct. 28, 1972	15	IOWA STATE	L	8-34	Nov. 6, 1993	6	NEBRASKA	L	20-21	Oct. 21, 2017	4	at TCU	L	0-43
Nov. 11, 1972	16	at Colorado	L	8-33	Nov. 13, 1993	18	at Colorado	L	14-38	Nov. 18, 2017	3	OKLAHOMA	L	3-41
Nov. 18, 1972	4	OKLAHOMA	L	7-31	Oct. 6, 1994	19	KANSAS STATE	L	13-21	Nov. 25, 2017	18	at Oklahoma State	L	17-58
Oct. 6, 1973	9	at Tennessee	L	27-28	Nov. 5, 1994	1	at Nebraska	L	17-45	Sept. 29, 2018	21	OKLAHOMA STATE	L	28-48
Oct. 20, 1973	11	at Nebraska	L	9-10	Nov. 12, 1994	7	COLORADO	L	26-51	Oct. 6, 2018	8	WEST VIRGINIA	L	22-38
Nov. 17, 1973	3	at Oklahoma	L	20-48	Oct. 7, 1995	4	at Colorado	W	40-24	Nov. 17, 2018	6	at Oklahoma	L	40-55
Nov. 24, 1973	19	MISSOURI	W	14-13	Oct. 21, 1995	15	at Oklahoma	W	38-17	Oct. 5, 2019	6	OKLAHOMA	L	20-45
Dec. 17, 1973	16	vs. NC State (Liberty Bowl)	L	18-31	Oct. 28, 1995	14	at Kansas State	L	7-41	Nov. 2, 2019	22	KANSAS STATE	L	10-38
Sept. 21, 1974	17	at Tennessee	L	3-17	Nov. 11, 1995	1	NEBRASKA	L	3-41	Nov. 16, 2019	25	at Oklahoma State	L	13-31
Oct. 5, 1974	5	TEXAS A&M	W	28-10	Dec. 25, 1995	25	vs. UCLA (Aloha Bowl)	W	51-30	Nov. 30, 2019	9	BAYLOR	L	6-61
Oct. 19, 1974	12	NEBRASKA	L	0-56	Oct. 19, 1996	9	COLORADO	L	7-20	Oct. 3, 2020	17	OKLAHOMA STATE	L	7-47
Nov. 16, 1974	1	OKLAHOMA	L	14-45	Oct. 26, 1996	5	at Nebraska	L	7-63	Oct. 24, 2020	24	Kansas State	L	14-55
Oct. 11, 1975	4	at Nebraska	L	0-16	Nov. 9, 1996	13	KANSAS STATE	L	12-38	Oct. 31, 2020	23	IOWA STATE	L	22-52
Nov. 8, 1975	12	at Oklahoma	W	23-3	Oct. 25, 1997	1	NEBRASKA	L	0-35	Nov. 7, 2020	19	Oklahoma	L	9-62
Nov. 15, 1975	10	COLORADO	L	21-24	Nov. 8, 1997	11	at Kansas State	L	16-48	Sept. 17, 2021	17	Coastal Carolina	L	22-49
Nov. 22, 1975	18	MISSOURI	W	42-24	Sept. 25, 1998	25	at Missouri	L	23-41	Oct. 23, 2021	3	OKLAHOMA	L	23-35
Oct. 16, 1976	6	OKLAHOMA	L	10-28	Oct. 3, 1998	18	TEXAS A&M	L	21-24	Oct. 30, 2021	15	Oklahoma State	L	3-55
Oct. 30, 1976	9	NEBRASKA	L	3-31	Oct. 17, 1998	8	at Nebraska	L	0-41					
Nov. 13, 1976	19	at Colorado	L	17-40	Oct. 24, 1998	17	COLORADO	W	33-17					
Nov. 20, 1976	19	at Missouri	W	41-14	Oct. 31, 1998	4	KANSAS STATE	L	54-6					
Sept. 10, 1977	9	at Texas A&M	L	14-28	Oct. 16, 1999	13	at Texas A&M	L	17-34					
Sept. 17, 1977	14	at UCLA	L	7-17	Oct. 30, 1999	8	NEBRASKA	L	17-24					
Sept. 24, 1977	15	WASH. ST.	W	14-12	Sept. 30, 2000	14	at Oklahoma	L	16-34					
Oct. 1, 1977	1	at Oklahoma	L	9-42	Oct. 7, 2000	4	KANSAS STATE	L	13-52					
Oct. 15, 1977	3	COLORADO	T	17-17	Nov. 4, 2000	6	at Nebraska	L	17-56					
Nov. 12, 1977	12	at Nebraska	L	7-52	Nov. 11, 2000	19	TEXAS	L	16-51					
Sept. 9, 1978	13	TEXAS A&M	L	10-37	Sept. 8, 2001	14	UCLA	L	17-41					
Sept. 16, 1978	18	at Washington	L	2-31	Oct. 13, 2001	3	OKLAHOMA	L	10-38					
Sept. 23, 1978	8	UCLA	W	28-24	Nov. 3, 2001	2	NEBRASKA	L	7-51					
Oct. 7, 1978	13	at Colorado	L	7-17	Nov. 10, 2001	5	at Texas	L	0-59					
Oct. 14, 1978	1	OKLAHOMA	L	16-17	Nov. 2, 2002	14	KANSAS STATE	L	0-64					
Nov. 4, 1978	4	NEBRASKA	L	21-63	Sept. 27, 2003	23	MISSOURI	W	35-14					
Sept. 15, 1979	16	at Pittsburgh	L	0-24	Nov. 8, 2003	19	NEBRASKA	L	3-34					
Sept. 22, 1979	11	at Michigan	L	7-28	Oct. 23, 2004	2	at Oklahoma	L	10-41					
Oct. 13, 1979	5	at Nebraska	L	0-42										
Nov. 10, 1979	6	at Oklahoma	L	0-38										

## VS. AP RANKED TEAMS

vs. AP Ranked Teams	26-180-2
vs. Top 10	9-95-2
vs. Top 5	5-53-1
vs. No. 1	1-12
at Home	15-88-2
on Road	8-87
Neutral	3-5

# KANSAS IN THE POLLS

YEAR	DATE	RK	OPPONENT	RESULT	SCORE
1947	Nov. 22	17	MISSOURI	W	20-14
	Nov. 29	13	at Arizona	W	54-28
	Jan. 1	13	vs. Georgia Tech*	L	14-20
1950	Nov. 11	19	OKLAHOMA	L	13-33
1951	Oct. 6	20	at Colorado	L	27-35
1952	Sept. 20	17	TCU	W	13-0
	Sept. 27	17	SANTA CLARA	W	21-9
	Oct. 4	9	COLORADO	W	21-12
	Oct. 11	9	at Iowa State	W	43-0
	Oct. 18	8	OKLAHOMA	L	20-42
	Oct. 25	15	at SMU	W	26-0
	Nov. 1	9	at Kansas State	W	26-6
	Nov. 8	7	NEBRASKA	L	13-14
	Nov. 15	19	OKLAHOMA STATE	W	12-7
	Nov. 22	18	at Missouri	L	19-20
1960	Sept. 24	7	at Kansas State	W	41-0
	Oct. 1	5	SYRACUSE	L	7-14
	Oct. 8	10	at Iowa State	W	28-14
	Oct. 15	9	OKLAHOMA	T	13-13
	Oct. 22	15	at Oklahoma State	W	14-7
	Oct. 29	19	at Iowa	L	7-21
	Nov. 5	10	NEBRASKA	W	31-0
	Nov. 12	10	COLORADO	W	34-6
	Nov. 19	11	at Missouri	W	23-7
1961	Sept. 23	8	at TCU	L	16-17
	Nov. 25	10	MISSOURI	L	7-10
1968	Sept. 21	12	at Illinois	W	47-7
	Sept. 28	12	INDIANA	W	38-20
	Oct. 5	8	NEW MEXICO	W	68-7
	Oct. 12	6	at Nebraska	W	23-13
	Oct. 19	4	OKLAHOMA STATE	W	49-19
	Oct. 26	3	at Iowa State	W	46-25
	Nov. 2	3	COLORADO	W	27-14
	Nov. 9	3	OKLAHOMA	L	23-27
	Nov. 16	7	at Kansas State	W	38-29
	Nov. 23	7	MISSOURI	W	21-19
	Jan. 1	6	vs. Penn State*	L	14-15
1973	Oct. 13	19	KANSAS STATE	W	25-18
	Oct. 20	18	at Nebraska	L	9-10
	Oct. 27	17	at Iowa State	W	22-20
	Nov. 3	18	OKLAHOMA STATE	T	10-10
	Nov. 10	18	COLORADO	W	17-15
	Nov. 17	20	at Oklahoma	L	20-48
	Nov. 24	17	MISSOURI	W	14-13
	Dec. 17	19	vs. N.C. State*	L	18-31
	Oct. 12	19	at Kansas State	W	20-13
	Oct. 19	13	NEBRASKA	L	0-56
1975	Nov. 15	17	COLORADO	L	21-24
	Dec. 26	19	vs. Pittsburgh	L	19-33
1976	Sept. 4	19	at Oregon State	W	28-16
	Sept. 18	13	KENTUCKY	W	37-16
	Oct. 2	9	WISCONSIN	W	34-24
	Oct. 9	8	at Oklahoma State	L	14-21
	Oct. 16	15	OKLAHOMA	L	10-28
	Sept. 24	24	CALIFORNIA	L	23-27
1992	Oct. 17	25	at Iowa State	W	50-47
	Oct. 24	22	OKLAHOMA	W	27-10
	Nov. 2	18	OKLAHOMA STATE	W	26-18
	Nov. 9	13	at Nebraska	L	7-49
	Nov. 16	20	COLORADO	L	18-25
	Nov. 23	22	at Missouri	L	17-22
	Dec. 25	22	vs. BYU*	W	23-20
	Oct. 7	24	at Colorado	W	40-24
	Oct. 14	10	IOWA STATE	W	34-7
	Oct. 21	7	at Oklahoma	W	38-17
1995	Oct. 28	6	at Kansas State	L	7-41
	Nov. 4	11	MISSOURI	W	42-23
	Nov. 11	10	NEBRASKA	L	3-41
	Nov. 18	15	at Oklahoma State	W	22-17
	Dec. 25	11	vs. UCLA*	W	51-30
	Aug. 29	25	vs. Ball State	W	35-10
	Sept. 14	24	at TCU	W	52-17
2007	Sept. 28	20	at Utah	L	42-45
	Oct. 7	20	BAYLOR	W	58-10
	Oct. 14	15	at Colorado	W	19-14

YEAR	DATE	RK	OPPONENT	RESULT	SCORE
	Oct. 21	12	at Texas A&M	W	19-11
	Oct. 28	8	NEBRASKA	W	76-39
	Nov. 4	5	at Oklahoma State	W	43-28
	Nov. 11	4	IOWA STATE	W	45-7
	Nov. 18	2	vs. Missouri	L	28-36
	Nov. 25	7	BYE		
	Dec. 2	8	vs. Virginia Tech*	W	24-21
	Aug. 30	14	FIU	W	40-10
	Sept. 6	14	LOUISIANA TECH	W	29-0
	Sept. 12	13	at South Florida	L	34-37
	Sept. 20	19	SAM HOUSTON ST.	W	38-14
	Sept. 27	16	BYE		
	Oct. 4	16	at Iowa State	W	35-33
	Oct. 11	16	COLORADO	W	30-14
	Oct. 18	16	at Oklahoma	L	31-45
	Oct. 25	19	TEXAS TECH	L	21-63
	Sept. 5	25	NÖ. COLORADO	W	49-3
	Sept. 12	24	at UTEP	W	34-7
	Sept. 19	22	DUKE	W	44-16
	Sept. 26	20	SO. MISSISSIPPI	W	36-28
	Oct. 3	18	BYE		
	Oct. 10	16	IOWA STATE	W	41-36
	Oct. 17	17	at Colorado	L	30-34
	Oct. 24	24	OKLAHOMA	L	13-35

\* - Denotes a Bowl Game

## FINAL RANKINGS

YEAR	RANKING
1947	12 (AP)
1951	20 (UPI)
1960	11 (AP), 19 (UPI)
1961	15 (UPI)
1968	7 (AP), 6 (UPI)
1973	18 (AP), 115 (UPI)
1992	22 (AP), 22 (UPI), 23 (CNN/USA Today)
1995	9 (AP), 10 (UPI), (CNN/USA Today)
2007	7 (AP), 7 (USA Today), 8 (Harris), 8 (BCS)

## HOME ATTENDANCE AVERAGE

50,907	2008 (seven games)
50,581	2009 (six games)
46,784	2007 (seven games)
44,850	2010 (seven games)
44,137	2006 (seven games)
43,675	2005 (six games)
42,283	2011 (six games)
42,161	1969 (five games)

## COMEBACK VICTORIES

TRAIL	QTR	OPPONENT, YEAR	FINAL
28 (45-17)	4th	Colorado, 2010	52-45
26 (21-47)	3rd	at Iowa State, 1992	50-47
21 (0-21)	3rd	Colorado, 1950	27-21
20 (0-20)	2nd	at Iowa State, 2008	35-33
20 (0-20)	1st	Loyola (Calif.), 1951	34-26
19 (7-26)	2nd	Iowa State, 1953	53-33
15 (0-15)	2nd	at Oklahoma State, 1967	26-15
14 (0-14)	1st	at Oklahoma, 1995	38-17
14 (0-14)	1st	at Missouri, 1989	46-44
14 (7-21)	3rd	at Wyoming, 1963	25-21
14 (0-14)	1st	at Oklahoma State, 1962	36-17
13 (14-27)	4th	Texas Tech, 2019	37-34
13 (0-13)	1st	at Tulsa, 2002	43-33
13 (0-13)	3rd	Missouri, 1973	14-13
13 (0-13)	2nd	at Kansas State, 1956	20-15

## COMEBACK TIES

TRAIL	QTR	OPPONENT, YEAR	FINAL
20 (0-20)	2nd	Nebraska, 1920	20-20
13 (0-13)	4th	at Missouri, 1958	13-13

## COMEBACKS BY OPPONENT

TRAIL	QTR	OPPONENT, YEAR	FINAL
25 (30-5)	2nd	Texas Tech, 2004	30-31
20 (20-0)	1st	Texas Tech, 2011	34-45
19 (19-0)	4th	at Colorado, 1961	19-20

## VICTORY MARGINS

MARGIN	SCORE	OPPONENT	YEAR
83	83-0	Washington (Mo.)	1923
80	86-6	South Dakota State	1947
72	72-0	UAB	1994
62	62-0	Southeastern La.	2007
62	62-0	St. Mary's	1912
61	68-7	New Mexico	1968
56	56-0	Iowa	1897
56	56-0	Midland	1895
55	55-0	Kansas State	1947
55	55-0	Emporia State	1909
52	55-3	Florida International	2007
52	52-0	Ball State	1992
51	57-6	Wichita State	1983

## CONFERENCE VICTORY MARGINS

MARGIN	SCORE	OPPONENT	YEAR
55	55-0	Kansas State	1947
48	58-10	Baylor	2007
43	43-0	at Iowa State	1952
41	41-0	Iowa State	1991
41	41-0	at Kansas State	1960
41	55-14	at Oklahoma State	1949
40	47-7	at Kansas State	1950
39	42-3	Colorado	1980

## ROAD VICTORY MARGINS

MARGIN	SCORE	OPPONENT	YEAR
48	48-0	at Washington (Mo.)	1924
46	53-7	at California	1961
46	46-0	at Arizona	1949
43	43-0	at Iowa State	1952
42	49-7	at Oregon State	1992
42	42-0	at South Dakota	1900

## MARGINS OF DEFEAT

MARGIN	SCORE	OPPONENT	YEAR
70	0-70	Nebraska	1986
65	0-65	Oklahoma	1954
64	0-64	Kansas State	2002
61	10-71	Oklahoma	1987
61	3-64	Oklahoma	1986
61	0-61	Iowa Navy Pre-Flight	1942



## BOWL SUMMARIES

1948  
ORANGE  
BOWLJAN. 1, 1948  
MIAMI, FLA.GEORGIA TECH 20  
KANSAS 14

KANSAS	0	7	0	7	14
GEORGIA TECH	0	7	13	0	20

GTU – Patton 24 pass from Still (Bowen kick), 9:53 – 2  
 KAN – Evans 12 run (Fambrough kick), 6:30 – 2  
 GTU – Queen 16 pass from Still (Bowen kick), 9:08 – 3  
 GTU – Patton 4 pass from Still (kick failed), 1:20 – 3  
 KAN – Evans 12 pass from Hogan (Fambrough kick), 6:55 – 4

STATISTICS	KU	GT
First Downs	14	9
Rushing Yards	77	75
Passing Yards	158	129
Passes (Att-Comp)	19-10	19-11
Had Intercepted	1	0
Punts & Average	7-34	9-40
Fumbles Lost	1	1
Yards Penalized	37	70

## GAME SUMMARY

Trailing 20-14 to Georgia Tech with the final minutes ticking away, Kansas appeared ready to upset the favored Engineers in the 14th annual Orange Bowl, only to have a lost fumble at the two-foot line dash all hopes. Georgia Tech scored first on a 24-yard pass play to take a 7-0 lead in the second quarter. Kansas answered, however, with a 65-yard drive, finished by Ray Evans' 12-yard scoring burst and the extra point by Don Fambrough.

The third quarter proved pivotal, however, as Georgia Tech scored twice to take a 20-7 lead into the final stanza. Finding it difficult to move on the ground, Tech resorted to the air. As a result, Georgia Tech's quarterback Jim Still set an Orange Bowl record for most touchdown passes and best passing percentage, a .769 mark based on 10 completions in 13 attempts.

The Jayhawks, though, were not finished. A long pass from quarterback Bill Hogan to end Bryan Sperry moved the ball to the Georgia Tech 12. Hogan then lobbed a 12-yard scoring pass to Ray Evans. Soon afterwards Dick Monroe of Kansas recovered a Georgia Tech fumble at the Tech 42. Three plays later, Hogan completed a pass to end Otto Schnellbacher, putting the ball at the 26. Evans then sliced off three yards before pitching to Schnellbacher, who was forced out at the 10. Evans bolted nine yards to the one, and it appeared Kansas was ready to upset the Engineers.

But then disaster struck. Quarterback Lynne McNutt, attempting to sneak it in for the game-tying touchdown, lost the ball and the officials ruled that Tech's Rollo Phillips recovered it. Controversy raged as to whether McNutt actually fumbled or Phillips took it away from him amidst the pileup at the goal line.

1961  
BLUEBONNET  
BOWLDEC. 16, 1961  
HOUSTON, TEXASKANSAS 33  
RICE 7

KANSAS	6	6	13	8	33
RICE	7	0	0	0	7

KAN – Coleman 1 run (kick failed), 5:05 – 1  
 RICE – Burrell 5 pass from Kerbow (Blume kick), 0:45 – 1  
 KAN – Coleman 1 run (pass failed), 1:16 – 2  
 KAN – McClinton 6 run (Barnes kick), 9:02 – 3  
 KAN – McFarland 13 run (kick failed), 2:08 – 3  
 KAN – McFarland 12 run (Boydston pass from Hadl), 7:40 – 4

STATISTICS	KU	Rice
First Downs	21	11
Rushes & Yards	66-293	27-58
Passing Yards	64	163
Passes (Att-Comp)	10-7	20-11
Had Intercepted	2	0
Punts & Average	3-37	6-31
Fumbles Lost	0	3
Yards Penalized	15	0

## KANSAS

Rushing: Hadl 8-25, McFarland 12-60, McClinton 13-37, Coleman 18-107, Jarrett 5-23, Baughman 5-16, Wilson 4-20, Leiker 1-5  
 Passing: Hadl 10-7-2, 64  
 Receiving: Leiker 2-21, McFarland 1-14, McClinton 1-15, Boydston 1-5, Wilson 1-9, Deer 1-0

## RICE


Rushing: Blume 6-26  
 Passing: Kerbow 16-10-0, 156

## GAME SUMMARY

Sparked by a 41-yard run by quarterback John Hadl out of deep punt formation late in the first half, Kansas swept by Rice, 33-7, to claim the third annual Bluebonnet Bowl. Trailing 7-6 at the time and facing a fourth-and-six situation from the KU 40, Hadl faked the punt and raced 41 yards before being dropped at the Rice 19. Two plays later fullback Ken Coleman crashed over from the one to give the Jayhawks a 12-7 halftime lead.

The Jayhawks controlled the ball in the second half, scoring on drives of 50, 36 and 68 yards, while finishing the day with 76 offensive plays compared to only 47 for Rice. Hadl completed seven of 10 attempts for 64 yards. Coleman, voted the game's Most Outstanding Offensive Performer, finished with 107 yards rushing and two touchdowns.

The Jayhawks scored first with 5:05 remaining in the initial quarter, when Coleman went over from a yard out. It climaxed a 59-yard, nine-play drive. The extra point attempt by Bill Barnes was blocked. Rice answered that score with just 45 seconds left in the first quarter, when quarterback Randy Kerbow completed a five-yard scoring pass to flanker Johnny Burrell. The extra point was good to put the Owls on top for the one and only time. That set the stage for Hadl's heroics and the Kansas domination.

1969  
ORANGE  
BOWLJAN. 1, 1969  
MIAMI, FLA.PENN STATE 15  
KANSAS 14

KANSAS	7	0	0	7	14
PENN STATE	0	7	0	8	15

KAN – Reeves 2 run (Bell kick), 3:05 – 1  
 PSU – Pitman 13 run (Garthwaite kick), 11:08 – 2  
 KAN – John Riggins 1 run (Bell kick), 12:38 – 4  
 PSU – Burkhardt 3 run (Campbell run), 0:15 – 4

STATISTICS	KU	PSU
First Downs	16	17
Rushes & Yards	59-76	55-207
Passing Yards	165	154
Passes (Att-Comp)	18-9	23-12
Had Intercepted	1	2
Return Yardage	52	31
Punts & Average	10-38	9-38
Fumbles Lost	0	2
Penalties & Yards	2-10	1-15

## KANSAS

Rushing: Riggins 18-47, Shanklin 15-20, Reeves 3-7, Jackson 1-5, Jr. Riggins 2-5, Douglass 20-(-8)  
 Passing: Douglass 17-9-4, 165, Shanklin 1-0-0, 0  
 Receiving: Mosier 5-77, Shanklin 1-42, Jackson 1-19, McGowan 1-16, Jr. Riggins 1-11

## PENN STATE

Rushing: Campbell 18-101  
 Passing: Burkhardt 23-12-2, 154  
 Receiving: Kwalick 6-74

## GAME SUMMARY

In the never-to-be-forgotten "Twelfth Man Game," Penn State narrowly defeated Kansas, 15-14, with a second-chance two-point conversion in the waning seconds of the 35th annual Orange Bowl Classic. The Jayhawks thought they had won the game when they broke up Chuck Burkhardt's conversion pass following Penn State's frantic touchdown with just 15 seconds remaining. Kansas was penalized, however, for having 12 men on the field, and the Nittany Lions received another chance — this time from only one-and-a-half yards out instead of three. On that attempt Bob Campbell's thrust at the left side of his line produced the winning margin.

Kansas, playing in its third bowl game, scored in the opening quarter when Mike Reeves capped a nine-play, 45-yard drive by ramming over from the two. Pat Hutchens set the drive in motion by intercepting a Burkhardt pass.

The Jayhawks took a 14-7 lead early in the fourth quarter, when Donnie Shanklin returned a punt 46 yards to the seven to set up a touchdown by John Riggins. The Jayhawks nursed the lead for nearly 12 minutes, once missing a first down by inches at the Penn State five while driving for what would have been a wrap-up touchdown. The game still appeared to be under control when Kansas kicked to the Nittany Lions at the 50 with 1:16 remaining. But on the next play Burkhardt hit Campbell with a 47-yard pass that KU defender Billy Hunt lost in the lights. It took three plays to score from the three, but Burkhardt finally got across on a bootleg play around left end to set the stage for the hectic finish.

# BOWL SUMMARIES



## 1973 LIBERTY BOWL

DEC. 17, 1973  
MEMPHIS, TENN.

NC STATE 31  
KANSAS 18

KANSAS	0	10	0	8	18
NC STATE	7	3	7	14	31

NCSU – Fritz 2 run (Sewell kick), 4:09 – 1  
KAN – Miller 12 pass from Jaynes (Love kick), 14:15 – 2  
NCSU – FG Sewell 33, 4:54 – 2  
KAN – FG Love 28, 0:37 – 2  
NCSU – Fritz 8 run (Sewell kick), 9:20 – 3  
NCSU – Young 12 run (Sewell kick), 4:50 – 4  
NCSU – Henderson 31 INT return (Sewell kick), 4:03 – 4  
KAN – Miller 12 run (Adams pass from Jaynes), 0:34 – 4

STATISTICS	KU	NCST
First Downs	24	17
Rushes & Yards	31-130	56-188
Passing Yardage	218	86
Passes (Att-Comp)	38-24	14-7
Had Intercepted	2	1
Return Yardage	7	44
Punts & Average	2-37	1-38
Fumbles Lost	1	0
Penalties & Yards	4-37	3-35

### KANSAS

Rushing: Miller 15-104, Williams 10-26, Jaynes 6-0

Passing: Jaynes 38-24-2, 218

Receiving: Adams 8-73, Edwards 4-38, Williams 4-31, Miller 4-19, Hosack 1-20, Saathoff 1-17, Ross 1-14, Smith 1-6

### NC STATE

Rushing: Fritts 18-83

Passing: Shaw 8-5-1, 71

Receiving: Gargano 4-48

### GAME SUMMARY

Playing in a bowl game for the fourth time in its history, Kansas was upset by North Carolina State, 31-18, in the 15th annual Liberty Bowl. The Jayhawks fell after a controversial decision by an official in the third quarter, which was followed by three unanswered N.C. State touchdowns.

The play in question came early in the third quarter with the score tied, 10-10. N.C. State punted to KU's Bruce Adams at the 19. In heavy traffic Adams called for a fair catch, but fell to the ground as the ball glanced off him. N.C. State's Ralph Stringer fell on the ball and the Wolfpack scored two plays later. Adams argued with officials that he was tripped on the fair catch, but the officials refused to change their ruling.

The Wolfpack scored twice more before the Jayhawks' offense responded with a late fourth quarter scoring drive of its own.

David Jaynes, KU's All-American quarterback playing his last game for the Jayhawks, finished the game with 24 completions in 38 attempts for 218 yards. All of those figures represented Liberty Bowl records, and for his efforts Jaynes was named the game's Outstanding Offensive Performer.



## 1975 SUN BOWL

DEC. 26, 1975  
EL PASO, TEXAS

PITTSBURGH 33  
KANSAS 19

KANSAS	0	0	7	12	19
PITTSBURGH	7	12	0	14	33

PITT – Walker 60 run (Long kick), 2:11 – 1  
PITT – Dorsett 8 run (kick failed), 14:42 – 2  
PITT – Dorsett 2 run (run failed), 0:26 – 2  
KAN – Smith 55 run (Swift kick), 4:32 – 3  
PITT – Walker 2 run (Long kick), 12:49 – 4  
KAN – Smith 17 run (kick failed), 6:11 – 4  
PITT – Jones 7 pass from Haygood (Long kick), 3:15 – 4  
KAN – Sharp 38 pass from McMichael (run failed), 2:02 – 4

STATISTICS	KU	PITT
First Downs	19	16
Rushes & Yards	67-342	53-372
Passing Yardage	76	60
Passes (Att-Comp)	14-4	13-8
Had Intercepted	1	2
Return Yardage	3	4
Punts & Average	5-37	5-35
Fumbles Lost	2	0
Penalties & Yards	5-25	10-95

### KANSAS

Rushing: Smith 16-118, Cromwell 24-99, Banks 13-64, Sharp 3-21, Wright 4-19, McMichael 1-8, Campfield 5-8, McCamy 1-5

Passing: McMichael 8-4-0, 76, Cromwell 6-0-1, 0

Receiving: Sharp 1-38, Fender 1-16, McCamy 1-14, Smith 1-8

### PITTSBURGH

Rushing: Tony Dorsett 27-142, Elliott Walker 11-23, Robert Haygood 14-101

Passing: Haygood 13-8-1, 60

### GAME SUMMARY

Playing in its fifth bowl game ever and second in three years, Kansas dropped a 33-19 decision to Pittsburgh in the 41st annual Sun Bowl. Behind three 100-plus yard rushing performances by All-American halfback Tony Dorsett (142), fullback Elliott Walker (123) and quarterback Robert Haygood (101), the Panthers built a 19-0 halftime lead and made that lead hold up in the second half to claim the triumph.

The Jayhawks did score first in the second half, giving some hope of a comeback. Halfback Laverne Smith, who finished the day with 118 yards rushing, dazzled the Panther defense with a 55-yard burst up the middle with 4:32 remaining in the third quarter. That made it 19-7, but with 12:49 remaining in the game Walker scored again for Pittsburgh, this time from two yards out, to erase all hopes of a KU comeback.

Smith later added a 17-yard touchdown run, which was followed by a 38-yard scoring pass from quarterback Scott McMichael to halfback Skip Sharp to close out the Kansas scoring. Nearly 4,000 KU faithful made the trip to El Paso to help comprise the record turnout of 30,272.



## 1981 HALL OF FAME BOWL

DEC. 31, 1981  
BIRMINGHAM, ALA.

MISSISSIPPI ST. 10  
KANSAS 0

KANSAS	0	0	0	0	0
MISSISSIPPI ST	7	3	0	0	10

MSU – Bond 17 run (Morgan kick), 14:48 – 1

MSU – Moore 14 FG, 10:55 – 2

STATISTICS	KU	MSU
First Downs	14	12
Rushes & Yards	40-106	53-250
Passing Yardage	171	51
Passes (Att-Comp)	31-15	16-5
Had Intercepted	2	0
Return Yardage	19	35
Punts & Average	9-45	9-44
Fumbles & Lost	1-1	5-1
Penalties & Yards	7-82	10-65

### KANSAS

Rushing: Jones 7-20, Taylor 20-61, Smith 7-(-9), Frederick 5-(-35), Green 1-(-2)

Passing: Smith 22-8-2, 61, Frederick 9-7-0, 110

Receiving: Taylor 7-41, Bastin 2-20, Capers 2-57, Johnson 3-34, Jones 1-19

Tackles: McNorton 16, Toburen 10, Foote 7, Wagoner 6

### MISSISSIPPI STATE

Rushing: Bond 17-90

Passing: Bond 16-5-0, 51

Receiving: Haddix 2-16

### GAME SUMMARY

It will be remembered by Jayhawk fans as the 12-second game. Playing in its first postseason game in six years, Kansas players, coaches and fans watched as a nightmare unfolded before their eyes. KU's Darren Green took the opening kickoff and returned it 15 yards before colliding with a teammate. The result was a turnover and Mississippi State's ball on the KU 17. On the ensuing play, MSU quarterback John Bond rolled right on an option play, turned up field and went unscathed into the end zone for the first and last TD of the day. A mere dozen ticks of the clock had gone by and already KU was trailing, 7-0.

Following the quick score the Jayhawk defense stiffened, however, allowing just a field goal for the remainder of the game.

The offense was a different story. The Jayhawks' only real scoring threat was nullified by a strange penalty. With a little under five minutes left in the game, KU's Bucky Scribner punted from deep in KU territory; the Bulldogs' Cookie Jackson fumbled and Kansas recovered on the MSU 22. However, a flag had been thrown; the Jayhawks were called for clipping. Rather than moving the ball back 15 yards to the Bulldog 37, the officials decided the clip had occurred during the punt, and assessed the penalty from the line of scrimmage. Kansas had to punt again from its own 11.



## BOWL SUMMARIES

1992  
ALOHA  
BOWLDEC. 25, 1992  
HONOLULU, HAWAIIKANSAS 23  
BYU 201995  
ALOHA  
BOWLDEC. 25, 1995  
HONOLULU, HAWAIIKANSAS 51  
UCLA 302003  
MAZDA TANGERINE  
BOWLDEC. 22, 2003  
ORLANDO, FLA.NC STATE 56  
KANSAS 26

KANSAS	9	3	0	11	23
BYU	7	7	6	0	20

BYU – Heimuli 94 kickoff return (Lauder kick)  
 KAN – Harris 74 pass from Gay (Eichloff kick)  
 KAN – Safety, Willis tackled in the end zone  
 BYU – Willis 29 run (Lauder kick)  
 KAN – FG Eichloff 42  
 BYU – Sterling 10 pass from Young (conversion failed)  
 KAN – Hilleary 1 run (Hilleary run)  
 KAN – FG Eichloff 48

STATISTICS	KU	BYU
First Downs	18	19
Rushes & Yards	49-172	32-142
Passing Yardage	200	262
Passes (Att-Comp)	12-24	15-31
Had Intercepted	0	1
Return Yardage	12	18
Punts & Average	8-48.3	4-48.3
Fumbles & Lost	0-0	1-0
Penalties & Yards	7-55	7-73

## KANSAS

Rushing: Douglas 18-68, White 8-37, Levine 6-26, Hilleary 14-23, Cozzens 2-12, Powell 1-6

Passing: Hilleary 23-11-0, 126, Gay 1-1-0, 74

Receiving: R. Harris 4-142, Licursi 3-17, White 2-15, Fette 1-16, Powell 1-6, Cozzens 1-4

## BYU

Rushing: Willis 11-52

Passing: Young 31-15-1, 262

Receiving: Daman 4-99

## GAME SUMMARY

Playing in its first bowl game in 11 years, Kansas surrendered a kickoff return touchdown to Brigham Young on the first play of the game. Just two plays later, KU answered right back as receiver Matt Gay caught a lateral from quarterback Chip Hilleary and then hit a wide-open Rodney Harris for a 74-yard touchdown pass.

KU defensive lineman Chris Maumalanga tackled BYU's Jamal Willis for a safety and a 9-7 lead. The Kansas defensive line had a strong day as senior Dana Stubblefield led the Jayhawks with three sacks, three hurries and one tackle for loss. For his efforts, Stubblefield was named the game's Most Valuable Player.

Willis soon gained revenge with a 29-yard touchdown romp with 10:16 left to play in the half. Following his score, BYU led, 14-9, but Jayhawk kicker Dan Eichloff hammered a 41-yard field goal that capped the first-half scoring at 14-12.

BYU carried a 20-12 lead into the final quarter. Hilleary then scored on a one-yard run and capped it with a two-point conversion that tied the game at 20. On the following drive, the Jayhawk defense stopped the Cougars on three straight plays and BYU was forced to punt. Hilleary then led the Jayhawks on a drive that lasted nearly seven minutes and resulted in Eichloff's 48-yard field goal, giving Kansas the lead.

BYU mounted a drive late in the game, but senior safety Charley Bowen secured the Jayhawks' first bowl win in 31 years by picking off Young's pass at the Kansas 29-yard line with 2:11 to play.

KANSAS	7	10	20	14	51
UCLA	0	0	7	23	30

KAN – Moore 9 pass from Williams (McCord kick), 9:36 – 1  
 KAN – Henley 49 run (McCord kick), 13:33 – 2  
 KAN – FG McCord, 1:29 – 2  
 KAN – Henley 2 run, 11:17 – 3  
 UCLA – Melsby 8 pass from McNow (Merten kick), 7:40 – 3  
 KAN – Byrd 77 pass from Williams (McCord kick), 6:35 – 3  
 KAN – Carter 27 pass from Williams (McCord kick), 3:14 – 3  
 UCLA – Jordan 8 pass from McNow (Merten kick), 13:44 – 4  
 UCLA – Abdul-Jabbar 5 run (Melsby from Merten), 12:43 – 4  
 KAN – Williams 6 run (McCord kick), 4:30 – 4  
 UCLA – Melsby 7 pass from McNow (run Jabbar), 3:07 – 4  
 KAN – Vann 67 run (McCord kick), 2:05 – 4

STATISTICS	KU	UCLA
First Downs	21	21
Rushes & Yards	43-277	45-286
Passing Yardage	292	136
Passes (Att-Comp)	28-19	38-15
Had Intercepted	1	0
Return Yardage	05	170
Punts & Average	2-48.0	4-44.8
Fumbles & Lost	0-0	1-1
Penalties & Yards	4-32	6-37

## KANSAS

Rushing: Henley 13-107, Vann 5-78, Williams 11-48, Levine 11-22, A. Smith 2-4, Galbreath 1-(-3)

Passing: Williams 27-18-1, 288, Rutz 1-1-0, 4

Receiving: Byrd 4-116, Henley 3-41, A. Smith 3-22, Moore 2-19, Carter 2-32, Friday 2-32, Foy 1-4, Vann 1-7, Levine 1-19

## UCLA

Rushing: Abdul-Jabbar 26-157

Passing: McNow 34-13-3, 121

Receiving: Helsby 5-35

## GAME SUMMARY

Preparing for its second bowl game in four seasons and its eighth in school history, the Jayhawks set several bowl records in running over the favored UCLA Bruins to win their second-straight postseason game.

Kansas struck first and often in taking a 17-0 lead into halftime. Senior quarterback Mark Williams capped an 11-play, 72-yard drive with a nine-yard pass to tight end Jim Moore for the touchdown. On its first drive of the second quarter junior running back June Henley outran the Bruin defenders for a touchdown. Henley carried the ball 13 times for 107 yards on the afternoon. Jeff McCord booted a 27-yard field goal late in the second quarter to give the Jayhawks a 17-0 lead at halftime.

In the third quarter KU's Ashaundai Smith returned a punt 43 yards and five plays later Williams found Andre Carter open in the left corner of the end zone for a score. Carter's first career TD gave Kansas a 37-7 lead late in the third quarter.

Williams finished the day 18-for-27 passing for 288 yards and three touchdowns. He also had 11 carries for 48 yards, including a fourth-quarter touchdown run. Following the game he was named Kansas' Most Valuable Player of the game. When the final gun sounded, the Jayhawks had set a bowl record for most points scored by a team with their 51-30 victory.

KANSAS	7	3	10	6	26
NC STATE	21	7	14	14	56

NCSU – Washington 45 pass from Rivers (Kiker kick), 13:58 – 1  
 KU – Gordon 23 pass from Whittemore (Brooks kick), 10:41 – 1  
 NCSU – Washington 14 pass from Rivers (Kiker kick), 8:43 – 1  
 NCSU – McClendon 1 run (Kiker kick), 1:23 – 1  
 KU – Brooks 28 yard field goal, 4:01 – 2  
 NCSU – McClendon 3 pass from Rivers (Kiker kick), :45 – 2  
 KU – Green 11 pass from Whittemore (Brooks kick), 10:45 – 3  
 NCSU – Clark 40 pass from Rivers (Kiker kick), 7:24 – 3  
 NCSU – Davis 10 run (Kiker kick), 6:03 – 3  
 KU – Beck 39 yard field goal, 3:42 – 3  
 KU – Whittemore 9 run (Whittemore pass failed) 14:18 – 4  
 NCSU – Cotchery 21 pass from Rivers (Kiker kick), 12:57 – 4  
 NCSU – McClendon 26 run (Kiker kick), 10:06 – 4

STATISTICS	KU	NCST
First Downs	28	34
Rushes & Yards	40-220	22-172
Passing Yardage	243	481
Passes (Att-Comp)	42-20	46-38
Had Intercepted	2	0
Return Yardage	86	0
Punts & Average	4-30.8	1-53.0
Fumbles & Lost	0-0	0-0
Penalties & Yards	9-75	9-86

## KANSAS

Rushing: Green 14-87, Whittemore 17-84, Gordon 3-36, Simmons 1-9, Randle 5-4

Passing: Whittemore 20-41-2, 243, Green 0-1-0, 0

Receiving: Rideau 9-109, Gordon 4-73, Green 3-30, M. Johnson 2-21, Anderson 1-12, Simmons 1-(-2)

## NC STATE

Rushing: McLendon 7-72

Passing: Rivers 37-45-0, 475

Receiving: Cotchery 13-171

## GAME SUMMARY

Kansas, playing in its first bowl game since 1995, fell to the North Carolina State Wolfpack, 56-26, in the Mazda Tangerine Bowl in Orlando, Fla.

N.C. State opened the scoring with a three-play, 64-yard drive which took just 1:02, capped by a 45-yard touchdown pass from Tangerine Bowl MVP Philip Rivers to Richard Washington.

The Jayhawks answered with 10:41 left in the first quarter, as senior quarterback Bill Whittemore found freshman wide receiver Charles Gordon in the end zone on a 23-yard pass play.

KU scored again with 4:01 remaining in the half, capping off a 10-play, 66-yard drive with a 28-yard field goal by Jerod Brooks to make the score 21-10. But NCSU closed out the first-half scoring with a three-yard touchdown pass from Rivers to McClendon to make the score 28-10 at the break.

The Jayhawks opened the scoring in the second half, marching down the field on a nine-play, 79-yard drive that culminated with an 11-yard touchdown pass from Whittemore to sophomore running back Clark Green. N.C. State answered right back with two straight scores to take a 42-17 lead.

A nine-yard Whittemore rush for a score made the score 42-26 with 14:18 left in the game. But that's as close as KU would get. Brandon Rideau led the Jayhawk receivers with a KU-bowl record nine catches for 109 yards.

# BOWL SUMMARIES



## 2005 FORT WORTH BOWL

DEC. 23, 2005  
FORT WORTH, TEXAS

KANSAS 42  
HOUSTON 13

KANSAS	7	7	14	14	42
HOUSTON	0	10	3	0	13

KU – Murph 85 punt return (Webb kick), 10:26 – 1  
UH – Bell 32 yard field goal, 14:22 – 2  
KU – Cornish 13 pass from Swanson (Webb kick), 12:49 – 2  
UH – Kolb 1 run (Bell kick), 00:57 – 2  
KU – Cornish 30 pass from Swanson (Webb kick), 12:43 – 3  
UH – Lawrence 44 yard field goal, 8:29 – 3  
KU – Simmons 32 pass from Swanson (Webb kick), 4:57 – 3  
KU – Keith 14 int return (Webb kick), 12:23 – 4  
KU – Murph 48 pass from Swanson (Webb kick), 9:08 – 4

STATISTICS	KU	UH
First Downs	29	15
Rushes & Yards	39-198	24-30
Passing Yardage	340	214
Passes (Att-Comp)	32-21	44-20
Had Intercepted	0	3
Return Yardage	45	0
Punts & Average	2-43.0	7-44.9
Fumbles & Lost	1-1	1-0
Penalties & Yards	14-138	4-54

### KANSAS

Rushing: Cornish 16-101, McAnderson 7-41, Swanson 7-33, C. Green 9-23  
Passing: Swanson 29-19-0, 307, Luke 3-2-0, 33  
Receiving: Gordon 6-86, Simmons 5-77, Murph 4-78, Cornish 2-43, Henry 2-33, Fine 2-23

### HOUSTON

Rushing: Battle 3-8  
Passing: Kolb 43-20-3, 214  
Receiving: Avery 5-71

### GAME SUMMARY

Kansas closed out the 2005 season with a 42-13 victory over Houston in the Fort Worth Bowl at Amon G. Carter Stadium. The win gave the Jayhawks their first bowl victory since the 1995 Aloha Bowl and the most wins (seven) in a decade.

Junior Brian Murph put Kansas on the board early when he returned a Houston punt 85 yards for a touchdown.

Houston scored its first points of the game in the second quarter when freshman Ben Bell kicked a 32-yard field goal. Kansas made it 14-3 on the ensuing possession with a five-play, 60-yard drive that resulted in a 13-yard touchdown shovel pass from senior Jason Swanson to junior Jon Cornish.

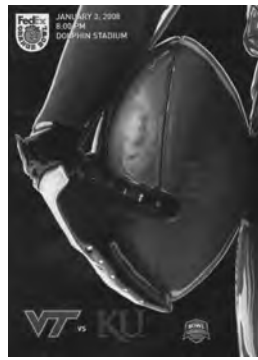
The Cougars capped a 42-yard, seven-play drive with a touchdown when junior Kevin Kolb scored on a one-yard keeper with 57 seconds remaining in the half. KU headed into the break leading 14-10.

The KU defense struck early in the second half when senior Theo Baines intercepted a Kolb pass and ran it 16 yards to KU's 30-yard line. Two plays later, Cornish took another shovel pass from Swanson 30 yards for his second touchdown of the day making it 21-10 in favor of the Jayhawks.

On KU's next possession, Swanson connected with senior Mark Simmons on a 32-yard pass to cap an 80-yard, 3:32 scoring drive. The touchdown gave KU a 28-13 lead with 4:57 left in the third quarter.

KU pulled away scoring twice following interceptions by Charlton Keith and Baines.

Swanson threw for four touchdowns and had 19 completions on 29 attempts for 307 yards and was named KU's 2005 Fort Worth Bowl Most Valuable Player.



## 2008 FEDEX ORANGE BOWL

JAN. 3, 2008  
MIAMI, FLA.

KANSAS 24  
VIRGINIA TECH 21

KANSAS	7	10	0	7	24
VIRGINIA TECH	0	7	7	7	21

KU – 1st (5:15) – Talib, 60 interception return (Webb kick)  
KU – 2nd (12:00) – Webb, 32 FG  
KU – 2nd (7:03) – Henry, 13 pass from Reesing (Webb kick)  
VT – 2nd (1:24) – Ore, 1 run (Dunlevy kick)  
VT – 3rd (11:35) – Harper, 84 punt return (Dunlevy kick)  
KU – 4th (10:57) – Reesing, 2 run (Webb kick)  
VT – 4th (3:00) – Harper, 20 pass (Dunlevy kick)

STATISTICS	KU	VT
First Downs	19	20
Rushes & Yards	36-95	42-135
Passing Yardage	249	171
Passes (Att-Comp)	38-21	31-14
Had Intercepted	1	3
Return Yardage	4-64	7-222
Punts & Average	5-50.0	5-38.6
Fumbles & Lost	1-0	0-0
Penalties & Yards	5-70	4-27

### KANSAS

Rushing: McAnderson 15-75, Sharp 9-33, Team 1-(-1), Reesing 10-(-6), Talib 1-(-6)  
Passing: Reesing 37-20-1, 227  
Receiving: Fields 7-101, Sharp 4-30, Meier 2-24, Briscoe 2-20, Henry 2-20, Fine 2-14, Brown 1-22, McAnderson 1-18  
Interceptions: Talib 1-60, Thornton 1-30, Harris 1-0

### VIRGINIA TECH

Rushing: Ore 23-116  
Passing: Glennon 28-13-2, 160  
Receiving: Harper 4-64

### GAME SUMMARY

Playing in its first BCS game, No. 8 Kansas earned a 24-21 victory over No. 3 Virginia Tech in the 2008 Orange Bowl championship. Sophomore QB Todd Reesing threw a touchdown pass and ran for another, while Orange Bowl MVP Aqib Talib returned an interception 60 yards for a TD to lead KU.

The Jayhawk defense and special teams were the story of the game. The Jayhawks matched a KU bowl game record with three INTs, while five different Jayhawks collected quarterback sacks. Of the three interceptions, none was bigger than Talib's first-quarter pick that gave Kansas a 7-0 advantage.

With 12 minutes remaining in the first half, senior place kicker Scott Webb stretched KU's lead to 10-0 with a 32-yard field goal, capitalizing on a Chris Harris interception.

KU increased its lead to 17-0 when Reesing led the Jayhawks on a 10-play, 59-yard drive that he culminated with a 13-yard strike to Marcus Henry. Virginia Tech answered that touchdown with a one-yard plunge by Brandon Ore with 1:24 to go in the half.

The Hokies cut the lead to 17-14 on an 86-yard punt return by Justin Harper early in the second half. Tech threatened again in the third quarter, but KU held onto its lead when junior Joe Mortensen blocked a 25-yard field goal attempt with 6:41 to go in the quarter.

Following a Justin Thornton pick-off deep in Tech territory, Reesing stretched the KU lead to 24-14 with a two-yard bootleg run.

But Virginia Tech was not done. With 5:51 to go, the Hokies held Kansas on a fourth-down try from the Tech 23. They then marched the ball 77 yards on 14 plays, drawing to within three with three minutes remaining. The Hokies tried an onside kick, but KU's Raimond Pendleton recovered the ball. From there, the Jayhawks ran out the clock.



## 2008 INSIGHT BOWL

DEC. 31, 2008  
TEMPE, ARIZ.

KANSAS 42  
MINNESOTA 21

KANSAS	14	14	7	7	42
MINNESOTA	14	0	0	7	21

KU – 1st (14:49) – Briscoe, 80 pass from Reesing (Branstetter kick)  
UM – 1st (13:18) – Hoese, 1 run (Monroe kick)  
UM – 1st (4:48) – Hoese, 2 run (Monroe kick)  
KU – 1st (0:12) – Meier, 4 pass from Reesing (Branstetter kick)  
KU – 2nd (8:49) – Briscoe, 6 pass from Reesing (Branstetter kick)  
KU – 2nd (1:07) – Wilson, 4 pass from Reesing (Branstetter kick)  
KU – 3rd (8:033) – Briscoe, 32 pass from Meier (Branstetter kick)  
UM – 4th (13:01) – Decker, 6 pass from Weber (Monroe kick)  
KU – 4th (1:33) – Sharp, 2 run (Branstetter kick)

STATISTICS	KU	UM
First Downs	26	20
Rushes & Yards	29-101	38-80
Passing Yards	345	251
Passes (Att-Comp)	28-36	20-35
Had Intercepted	1	0
Return Yardage	9-470	5-254
Punts & Average	4-47.5	5-41.0
Fumbles & Lost	0-0	1-1
Penalties & Yards	4-33	7-41

### KANSAS

Rushing: Sharp 16-64, Reesing 12-38  
Passing: Reesing 27-35-1, 313, Meier 1-1-0, 32  
Receiving: Briscoe 14-201, Meier 10-113, Wilson 2-17, Biere 1-9, Fields 1-5

### MINNESOTA

Rushing: Weber 12-31  
Passing: Weber 19-34-0, 176  
Receiving: Decker 8-149

### GAME SUMMARY

Todd Reesing completed 27-of-35 passes for 313 yards and four touchdowns, while Dezmon Briscoe set Insight Bowl records for receptions (14) and TD catches (three), to lead the Jayhawks to a 42-21 victory over Minnesota in the 20th Insight Bowl. The win gave the Jayhawks their third-straight bowl.

On defense KU's trio of senior linebackers shined. Mike Rivera matched a career high with 14 tackles, while Joe Mortensen also tied his career best with 13 stops. James Holt added eight tackles, with four for loss, including three sacks.

Briscoe was named the game's offensive MVP, while Holt was tabbed the game's top defender.

Kansas struck first, scoring on a 60-yard pass play from Reesing to Briscoe on the game's opening play from scrimmage. Minnesota responded on its first possession, however, converting on a 75-yard pass on their opening play to set up a quick score.

Trailing 14-7, in the first quarter, Kansas scored the game's next 28 points to take a 35-14 lead in the third period.

The Jayhawks scored on four of their first five possessions while shutting Minnesota down after the Gophers scored the first two times they had the ball. Reesing was nearly flawless in the first half, throwing four touchdown passes and at one point completing a school-record 14 straight passes. He finished the first 30 minutes hitting 19-of-23 passes for 221 yards and the four scores.

KU scored in the third quarter on a 32-yard pass from Meier to Briscoe and then closed out the game's scoring with a two-yard rushing TD from Jake Sharp.



# BOWL GAME RECORDS

## KANSAS RECORDS FIRST DOWNS

29 vs. Houston 2005 Fort Worth Bowl

## RUSHING ATTEMPTS

67 vs. Pittsburgh 1975 Sun Bowl

## RUSHING YARDS

342 vs. Pittsburgh 1975 Sun Bowl

## PASS ATTEMPTS

42 vs. North Carolina State 2003 Tangerine Bowl

## PASS COMPLETIONS

28 vs. Minnesota 2008 Insight Bowl

## PASS YARDS

345 vs. Minnesota 2008 Insight Bowl

## TOUCHDOWN PASSES

5 vs. Minnesota 2008 Insight Bowl

## TOTAL OFFENSE PLAYS

91 (67 rush, 14 pass) vs. Pittsburgh 1975 Sun Bowl

## TOTAL OFFENSE YARDS

548 vs. UCLA 1995 Aloha Bowl

## TOUCHDOWNS

7 vs. UCLA 1995 Aloha Bowl

## POINTS SCORED

51 vs. UCLA 1995 Aloha Bowl

## COMBINED POINTS

82 vs. North Carolina State 2003 Tangerine Bowl

## FEWEST POINTS ALLOWED

7 by Rice 1961 Bluebonnet Bowl

## INTERCEPTIONS

3 vs. Virginia Tech 2008 Orange Bowl  
3 vs. Houston 2005 Fort Worth Bowl

## KANSAS RECORDS FIRST DOWNS

34 by North Carolina State 2003 Tangerine Bowl

## FEWEST FIRST DOWNS

9 by Georgia Tech 1948 Orange Bowl

## RUSHING ATTEMPTS

56 by North Carolina State 1973 Liberty Bowl

## RUSHING YARDS

372 by Pittsburgh 1975 Sun Bowl

## FEWEST RUSHING YARDS

30 by Houston 2005 Fort Worth Bowl

## PASS ATTEMPTS

46 by North Carolina State 2003 Tangerine Bowl

## PASS COMPLETIONS

38 by North Carolina State 2003 Tangerine Bowl

## INTERCEPTIONS THROWN

3 by Virginia Tech 2008 Orange Bowl  
3 by Houston 2005 Fort Worth Bowl

## PASSING YARDS

481 by North Carolina State 2003 Tangerine Bowl

## FEWEST PASSING YARDS

60 by Pittsburgh 1975 Sun Bowl

## TOUCHDOWN PASSES

5 by North Carolina State 2003 Tangerine Bowl

## TOTAL OFFENSE PLAYS

83 by UCLA 1995 Aloha Bowl

## TOTAL OFFENSE YARDS

653 by North Carolina State 2003 Tangerine Bowl

## FEWEST TOTAL OFFENSE YARDS

205 by Georgia Tech 1948 Orange Bowl

## TOUCHDOWNS

8 by North Carolina State 2003 Tangerine Bowl

## POINTS SCORED

56 by North Carolina State 2003 Tangerine Bowl

## FEWEST POINTS SCORED

7 by Rice 1961 Bluebonnet Bowl

## INDIVIDUAL RECORDS RUSHING ATTEMPTS

24 by Nolan Cromwell vs. Pittsburgh 1975 Sun Bowl

## RUSHING YARDS

118 by Laverne Smith vs. Pittsburgh 1975 Sun Bowl

## LONGEST RUN

67 by Eric Vann vs. UCLA 1995 Aloha Bowl

## PASS ATTEMPTS

41 by Bill Whittemore vs. North Carolina State 2003 Tangerine Bowl

## PASS COMPLETIONS

27 by Todd Reesing vs. Minnesota 2008 Insight Bowl

## PASSING YARDS

313 by Todd Reesing vs. Minnesota 2008 Insight Bowl

## TOUCHDOWN PASSES

4 by Todd Reesing vs. Minnesota 2008 Insight Bowl  
4 by Jason Swanson vs. Houston 2005 Fort Worth Bowl

## CONSECUTIVE PASSES COMPLETED

14 by Todd Reesing vs. Minnesota 2008 Insight Bowl

## LONGEST PASS

77 by Mark Williams to Isaac Byrd vs. UCLA 1995 Aloha Bowl

## RECEPTIONS

14 by Dezmon Briscoe vs. Minnesota 2008 Insight Bowl

## RECEIVING YARDS

201 by Dezmon Briscoe vs. Minnesota 2008 Insight Bowl

## TOTAL OFFENSE YARDS

351 by Todd Reesing vs. Minnesota 2008 Insight Bowl

## PUNTS

9 by Bucky Scribner vs. Mississippi State 1981 Hall of Fame Bowl

## PUNTING YARDS

407 by Bucky Scribner vs. Mississippi State 1981 Hall of Fame Bowl

## PUNTING AVERAGE

48.3 by Dan Eichloff vs. Brigham Young 1992 Aloha Bowl

## LONGEST PUNT

63 by Bucky Scribner vs. Mississippi State 1981 Hall of Fame Bowl

## INTERCEPTIONS

1 by several

## INTERCEPTION RETURN

60 by Aqib Talib vs. Virginia Tech 2008 Orange Bowl

## PUNT RETURNS

4 by Charles Gordon vs. Houston 2005 Fort Worth Bowl

## PUNT RETURN YARDS

85 by Brian Murph vs. Houston 2005 Fort Worth Bowl

## LONGEST PUNT RETURN

85 by Brian Murph vs. Houston 2005 Fort Worth Bowl

## LONGEST KICKOFF RETURN

54 by Maurice Douglas vs. Brigham Young 1992 Aloha Bowl

## FIELD GOALS

2 by Dan Eichloff vs. Brigham Young 1992 Aloha Bowl

## LONGEST TOUCHDOWN RUSH

67 by Eric Vann vs. UCLA 1995 Aloha Bowl

## LONGEST TOUCHDOWN PASS

77 by Isaac Byrd vs. UCLA 1995 Aloha Bowl

## LONGEST FIELD GOAL

48 by Dan Eichloff vs. Brigham Young 1992 Aloha Bowl

## MOST POINTS SCORED

18 by Dezmon Briscoe vs. Minnesota 2008 Insight Bowl

## KANSAS BOWL BESTS

## INDIVIDUAL TOP FIVE RUSHING YARDS

1. 16-118 Laverne Smith vs. Pittsburgh 1975 Sun  
2. 13-107 June Henley vs. UCLA 1995 Aloha  
3. 18-107 Ken Coleman vs. Rice 1961 Bluebonnet  
4. 15-104 Robert Miller vs. NC State 1973 Liberty  
5. 16-101 Jon Cornish vs. Houston 2005 Fort Worth

## PASSING YARDS

1. 313 (27-of-35) Todd Reesing vs. Minnesota 2008 Insight  
2. 307 (19-of-29) Jason Swanson vs. Houston 2005 Fort Worth  
3. 288 (18-of-27) Mark Williams vs. UCLA 1995 Aloha  
4. 243 (20-of-44) Bill Whittemore vs. NC State 2003 Tangerine  
5. 227 (20-of-37) Todd Reesing vs. Virginia Tech 2008 Orange

## RECEIVING YARDS

1. 14-201 Dezmon Briscoe vs. Minnesota 2008 Insight  
2. 4-142 Rodney Harris vs. Brigham Young 1992 Aloha  
3. 4-116 Isaac Byrd vs. UCLA 1995 Aloha  
4. 10-113 Kerry Meier vs. Minnesota 2008 Insight  
5. 9-109 Brandon Rideau vs. NC State 2003 Tangerine

## TEAM TOP FIVE RUSHING OFFENSE

1. 342 vs. Pittsburgh 1975 Sun  
2. 293 vs. Rice 1961 Bluebonnet  
3. 277 vs. UCLA 1995 Aloha  
4. 220 vs. NC State 2003 Tangerine  
5. 198 vs. Houston 2005 Fort Worth

## PASSING OFFENSE

1. 345 vs. Minnesota 2008 Insight  
2. 340 vs. Houston 2005 Fort Worth  
3. 292 vs. UCLA 1995 Aloha  
4. 249 vs. Virginia Tech 2008 Orange  
5. 243 vs. North Carolina State 2003 Tangerine

## TOTAL OFFENSE

1. 569 vs. UCLA 1995 Aloha  
2. 538 vs. Houston 2005 Fort Worth  
3. 463 vs. NC State 2003 Tangerine  
4. 446 vs. Minnesota 2008 Insight  
5. 418 vs. Pittsburgh 1975 Sun

## RUSHING DEFENSE

1. 30 vs. Houston 2005 Fort Worth  
2. 58 vs. Rice 1961 Bluebonnet  
3. 75 vs. Georgia Tech 1948 Orange  
4. 135 vs. Virginia Tech 2008 Orange  
5. 142 vs. Brigham Young 1992 Aloha

## PASSING DEFENSE

1. 51 vs. Mississippi State 1981 Hall of Fame  
2. 60 vs. Pittsburgh 1975 Sun  
3. 86 vs. NC State 1973 Liberty  
4. 129 vs. Georgia Tech 1948 Orange  
5. 136 vs. UCLA 1995 Aloha

## TOTAL DEFENSE

1. 204 vs. Georgia Tech 1948 Orange  
2. 221 vs. Rice 1961 Bluebonnet  
3. 244 vs. Houston 2005 Fort Worth  
4. 274 vs. NC State 1973 Liberty  
5. 301 vs. Mississippi State 1981 Hall of Fame











# ALL-TIME LETTERMEN

Lewis, Robert	G	1956	Masoner, Richard	E	1963	Miles, Manny	QB	2019	Nesmith, Carl	FS	1999-2000
Lewis, Sal	DB	1984	Massare, Guido	G	1938-40	Miles, Schyler	LB	2012-13, 15	Nesmith, Dean	T	1933-35
Licursi, Dave	WR	1989	Mathies, Eric	DT	1994	Miller, Adam	OT	1999	Nesmith, Orlando (Capt.)	QB/RB	1932-34
Licursi, Rob	WR	1990-92	Matterson, William	T	1892-94	Miller, Daniel	RB	1965	Nettles, George (Capt.)	T	1917, 19-20
Lieppman, Keith	DB	1969-70	Matthews, Christian	WR	2010-11, 13	Miller, Darrian	RB	2011, 13	New, Jim	WR	1988-91
Lies, Michael	OT	1996-98	Mattox, Marvin	DB	1984-87	Miller, Delvin	DB	1978-80	Newbrough, Dan	LB	1988-89
Lindsey, Adrian (Capt.)	RB/QB	1914-16	Maumalanga, Chris (Capt.)	DE	1990-93	Miller, Edward	T	1943	Newman, Teddy	DE	1986-87
Linquist, Edwin	RB	1940-42	Maura, Brian	WR/LB	2011, 13	Miller, Frank	RB	1912	Newton, Rob	DB	1985, 87-88
Linton, Dexter	D/RB	2011-13	Mayberry, Kyle	CB	2016-17, 19-20	Miller, Grant	E	1957	Niblo, Ray	RB	1941
Linville, Aubrey	R/RB	1949-51	Mayberry, Deuce	CB	2020	Miller, Ralph	RB	1938-39, 41	Nichols, Fred	RB	1902
Lipscomb, Brian	DE	2018	Mayer, Robert	E	1952	Miller, Robert A.	RB	1943	Nicks, Greg	C	2001-02
Lissak, Mark	QB	1976	Mayes, Adrian	OL	2005, 07-08	Miller, Robert L. (Capt.)	RB	1972-74	Nielsen, John	QB	2003-04
Littleken, Jay	RB	1989	Mazyck, Larry	OL	2014-15	Miller, Jr., Tyrone	CB	2015-18	Nielsen, Chris	OL	1988
Little, Harley	RB	1920	McAdam, John	T	1981	Miller, William	RB	1905-07	Nielsen, Harry (Capt.)	RB	1915-17
Little, James	DB	1977-79	McAdams, Carl	RB	1920-22	Mills, Derrick	WR	2000-03	Nofsinger, Rolla (Capt.)	E	1899-1902
Little, Walter	WR	1976-77	McAnderson, Brandon (Capt.)	RB	2004-07	Mills, James	G	1959-61	Nolen, Matt	G	1988-90
Livingstone, John	QB	1904	McAuliffe, Richard	DB	1975	Millweard, T.J.	QB	2014-15	Normore, Clint	DB	1987
Lofton, Undra	DB	1985, 86	McBride, Steven	WR	2020	Milton, Charles	C	1912	Norris, Charles	G	1918
Logan Jr., Kenny	DB	2019-20	McBride, Victor	P/H	2011	Milton, Sidney	G/C	1904-07	Norris, Darrell	E	1948-49
Logan, Roland	G	1927-29	McBurrows, Gerald	CB	1991-94	Mimbs, Robert	RB	1982-84	Norris, Delvin	E	1949
Lohsen, B.J.	P	1987-89	McCabe, Scott	DE	1988-90	Miris, Zach	LB/DE	2003-04	Norris, Moran	RB	1997-2000
Lomax, Darris	LB	1997, 99-2000	McCaleb, Willie	DL	2018-19	Miner, Jean	C	1916	Norris, Robert	G	1973-74
Lonborg, Arthur (Dutch)	E/QB	1917-20	McCall, Tommy	G	1930, 34-35	Mitchell, Bruce	T	1969-71	Norseth, Mike	QB	1984-85
Lonborg, John	C	1922-23	McCamy, Scott	RB	1975	Mitchell, Jud	QB/DB	1974-76	Nwabuisi, Austine	FB	2001-04
Loncar, John	G	1981-83	McCarroll, John	DB	1977-78, 80	Mitchell, Ray	S	2011			
Loneker Jr., Keith	LB	2016-18	McCarter, Duane	G	1945	Mitchell, Robert	OLB	1989-92			
Loneker Sr., Keith	OT	1989-92	McCarthy, Lynn (Capt.)	E	1955-57	Modrcin, William	RB	1949			
Long, Jeff	WR	1984	McCarthy, Virgil	E	1904, 06	Moeder, Ty	DE	1990-92	Oakson, Thomas	LB	1970-72
Long, Kevin	TE/QB	2003	McCaslin, Nick	OL	2004	Moffett, Charles	RB	1943-44, 47-48	Oatis, Gary	DT	1989-90
Long, Maciah	TE/LB	2016	McCauley III, Clyde	OL	2015, 17-19	Moller, Kevin	LB	1989	O'Brien, Mike	C/T	1964-65
Long, Mike	LB	1984, 86-88	McCay, Justin	WR	2013-14	Monroe, Dick	C	1947-48	Ochoa, David (Capt.)	OL	2003-06
Long, Vergil	T	1941-42	McClendon, Harold	RB	2002-03	Monroe, Terry	T	1947	Odonetto, John	OG	1999-2000
Lopetti, Adagio	T	2019-20	McClinton, Curtis (Capt.)	RB	1959-61	Montgomery, Harold	T	1965-67	Odell, John	G	1977
Lott, Jacob	OL	2019-20	McClinton, James (Capt.)	DL	2004-07	Moody, O.C.		1894	Odle, Lason		1900
Lousch, Larry	G	1959-60	McCord, Jeff	K	1994-96	Moody, Ralph (Capt.)	RB	1953-55	O'Doherty, Thomas	T	1976-78
Louthan, James	G	1901-02	McCormack, Michael (Capt.)	T	1948-50	Moody, Robert		1891-93	Oelschlager, Ronald	RB	1962-64
Love, Jake	LB	2012-14	McCormick, George	E	1928	Moore, Clyde	G	1934	O'Gara, Guy	LB	1986-87
Love, Jay	G/RB	1902	McCoy, Frank	RB	1904	Moore, Curtis (Capt.)	LB	1987-90	Ogbebor, Ozafe	LB	2015-18
Love, Michael	K	1973-75	McCoy, John	DE	2003	Moore, Emmanuel	WR/S	2015-18	Ogletree, Marnez	CB	2015-16
Lowett, John	G/RB	1909	McCoy, Johnny	CB	2001-02	Moore, Jim	TE	1993-96	Ogunfodu, Olaitan	LB	2006, 09-10
Lowery, Dale	C	1941	McCoy, Michael	CB	1970-71	Moore, Kyle	DT	1990-92	Olson, Benjamin	WR	1967
Luavasa, Jack	TE	2018-19	McCracken, Clark	LB	2003-04	Moore, Robert	E/T	1945	Oliver, Steven	T	1979-80
Lueken, Ben	OL	2008	McCrane, Joseph	G	1978	Moore, Wade	RB	1899	Olobia, Anthony	DE	2015-16
Luke, Brian	QB	2002-05	McCray, John	T	1979	Moos, Cole	P	2016-17	Olson, Andrew	T	1927-28
Lukinac, Charles	E/RB	1958-59	McCue, Charles	S	1956-57	Moragne, Darris	DE	2018-19	Olson, Rodney	WR	1977
Lundy, Joseph	T	1951-53	McCullough, Jeremiah	S	2018-19	Moreland, Howard	G	1935-37	Omgie, Chris	WR	2010-12
Lupher, Dave	RB/QB	1919	McDaniel, Mike	C	1971-73	Morgan, David	RB	1966-68	O'Neal, Charles	E	1949-50
Luschen, Jack	G	1950	McDaniel, Willie	T	1967	Morgan, John (Capt.)	G/C	1973-75	O'Neil, Richard	E	1931-33
Luster, Gary	DB	1980	McDermott, Sean	TE/LS	1995-97, 99	Morris, Donnie	RB	1970	O'Neil, Robert	E	1940-41
Lutton, Lyle	C	1954-36	McDonald, Andrew	QB/E	1920-22	Morris, Duane	QB/RB	1957-59	O'Neil, Vince	DE	1970-72
Lutz, Frank		1892	McDonald, Anthony	LB	2012	Morris, Jim	E	1939	Onyegbule, Maxwell	RB	2007-09
Lyman, Steward (Capt.)	RB	1927-29	McDonald, Clifford	RB	1947-49	Morris, Kendall	RB	2018	Opurum, Toben	WR/DE	2009-12
Lynch, Frank	G/E	1909-10	McDonald, Dexter	CB	2011, 13-14	Morrison, Thomas	DE	1977	O'Quinn, Willie	RB	2008, 10
Lynch, William	RB/T	1965-67	McDonald, Bradley	WR/S	2009-12	Morrow, Kenneth	DE	1949	O'Rear, John	QB/K	1975
			McFarland, John	QB/C	1953-54	Morrow, William	RB	1945	Orin, Mike	QB	1983-84, 86-87
			McFarland, Roger (Capt.)	QB	1960-62	Mortensen, Joe	LB	2005-08	Osborn, Fred	G	1977, 79-80
			McGee, Sandy	WR	1983, 85	Morton, Harry		1900	Oswald, Paul	C	1983-86
			McGonagle, Scott	DE	1979	Mosby, Damani	DE	2015-16	Outland, Dr. John	T	1895
			McGowan, George	E	1968-69	Mosby, James	DE	1922-23	Overman, Marvin	T	1943
			McGraw, Brett	NT	1994-97	Moses, Austin	WR	2015-16	Owen, Benjamin	QB	1898-99
			McGrew, Harden	T	1940	Mosher, William	RB	1902	Owen, Marc	OG	1997-2000
			McGriff, Erick	WR	2010	Mosier, John	E	1967-69			
			McIntosh, Terry	RB/QB	1954, 56	Mosse, Arthur (Capt.)	G	1895-98			
			McKenna, John	RB	1901	Mott, James	C	1918	Paden, Virgil	QB/E	1928-30
			McKinney, Ty	DL	2013	Mott, Fay	RB	1898-99	Page, Kenton (Capt.)	LB	1969-71
			McKone, Jean	RB	1915	Mouton, Russell		1944	Page, Leland	RB	1929-31
			McKown, Larry	QB	1957-58	Mowery, William	QB	1943	Page, Michael	DB	1987
			McLean, John	E	1922-23	Mrkonic, George	G/T	1950-52	Page, Ron	WR	1990
			McMichael, Scott	DE	1974-76	Mudge, Richard	DB	1972-74	Paige, Anton	WR	1999
			McMillan, David (Capt.)	QB	2001-04	Mudloff, Donald	G	1951	Palkowsky, Henry	G/T	1915
			McMillan, Gordon	T	1926-27	Mueller, Alex	K	2011	Palmer, Brian	QB	1962
			McMurray, Arthur	RB	1893	Mueller, Kurt	T	1984	Palmer, Gery	DE	1970-72
			McNaughton, Malcolm	DB	1905	Muhammed, Sadiq	DB	2005-07	Palmer, Harold	E	1956-58
			McNeely, Robert	RB	1978-81	Mullins, Richard	E	1928-29	Parchment, Andrew	WR	2019-20
			McNerney, Cody	DB	2020	Mullins, William	G/T	1923-25	Pardula, Trevor	P/K	2013-14
			McNorton, Kyle	LB	1978-81	Mundine, Jimmay	TE	2011-14	Parent, Frank	QB	1899
			McNulty, Ted	TE	2010-11	Munkres, John	G	1967	Parish, Darius	DT	2008, 10
			McNutt, Lynne	QB	1946-47	Munson, M.R.B.		1901	Parker, James	QB/RB	1912-13
			McQueen, Kameron	WR	2017-20	Murph, Brian	WR	2005-06	Parker, Steven	LB	2020
			Mead, Forrest	T	1906	Murphy, Chaz	OLB	1999-2000	Parks, Jerome	OL	1997-98
			Meade, Steven	QB	1941	Murphy, Clifford	RB	1950-52	Parks, Mark	TE	1984-87
			Mears, John	DB	1969	Murphy, Harry	DB	1975, 77-78	Parmalee, Tre	RB	2012-15
			Mecham, Quinn	QB	2010-11	Murphy, John	G	1977	Paronto, Francis	B	1936
			Medford, Jacky	G/T	1967	Murphy, Kevin	WR	1978-79	Parrish, Walter	G	1981-82
			Mehrer, David	LB	1979-82	Murphy, Ryan	CB	2008-10	Passman, Bernard	E/C	1942
			Mehring, Peter	T	1931-33	Musick, Lewis	G	1942	Patchen, Michael	DB	1970
			Meier, Kerry	QB/WR	2006-09	Mustard, John		1891	Patmon, Tyler	CB	2010-12
			Meier, Milton	B	1937	Myers, Isaiah	RB	1904-05, 08	Patrick, Tyler	WR	2015-18
			Mendell, Melville	T	1891-92	Myers, Thomas	G	1926-27	Pattee, Frank (Capt.)	B	1945-48
			Mercer, John	LB	1973				Patterson, Daymond	WR/CB	2008-10, 12
			Merkel, Monte	T	1938-41				Patterson, Elvis	DB/DE	1981-83
			Merritt, Gerry	RB	1957-58				Patterson, Eric	WR	1997-99
			Mestani, Steve	LB	2010-11				Patterson, Harold	E	1952-53
			Meyn, Fred	C	1915				Patterson, Matt	TE	2003-04
			Micek, Sidney	QB	1962-64				Paulsen, Mark	RB	1981
			Michaels, James	WR	1974-76				Payne, Foster	G	1928-29
			Michaels, Ronald	RB	1959-61				Pears, Howard (Capt.)	RB	1890
			Michaelson, Manley	C	1903-04				Pearson, Jawad	OT	2001
			Mickens, Lester	WR	1978-80				Peebler, Brad	LB	1989-90
			Miles, Ben	FB	2019-20				Peete, Skip	WR	1984-85
									Pelfanio, Joey	K	1999-2000

## ALL-TIME LETTERMEN

Peloquin, Michael	RB	1965	Rayford, Dion	DE	1998-99	Ruble, Mirle	RB	1916-18	Sherman, Adrian (Capt.)	RB	1890-91, 95
Pendleton, Raimond	WR	2007-09	Reber, John	E	1913-15	Ruble, Roland	RB/G	1915, 19	Sherwood, Eugene	RB	1942
Penny, Anthony	G	1981-82	Redd, Norman	G/C	1954-55	Rubies, Calvin	CB	2009-10	Sherwood, Floyd	G	1927
Penny, Junius	C/T	1942-43	Redhage, Jeff	DE	1997, 99	Rucker, Richard	RB	1969-70	Sherwood, Oscar	G	1927
Peppercorn, John (Capt.)	E/T	1957-59	Reed-Adams, Armaj	OL	2021	Rui, Gabriel	K	2017-18	Shields, Warren	LB/FB	1984, 86
Perez, Christopher	DL	1988-91	Reed, Howard	G	1905-08	Rus, Darren	LB	2002-05	Shinn, Earl	E	1916-17
Perkins, Brandon	LB	2002-05	Reed, Robert	WR	1993-94	Rus, Steven	DE/DB	1972, 74	Shinn, Michael (Capt.)	E/T	1962-63, 65
Perkins, Donald (Capt.)	DE	1970-72	Reed, W. D.		1902	Russell, Charles		1904	Shirk, Dave (Capt.)	B	1936-38
Perkins, Jack	LB	1967	Reedy, Howard	G	1915, 21	Russell, Ernie	RB	1956	Shive, Edison		1944
Perry, Keaton	QB/WR	2015-17	Reesing, Todd	QB	2006-09	Russell, Harlan	QB	1913-15	Short, Theodore	B	1944
Perry, William	G	1964-66	Reeves, Michael	RB	1968	Russell, Marion	RB	1902, 04	Shumaker, Jason	FB	2002
Pesek-Hickson, Amauri	RB	2020	Reich, Gilbert	QB	1952	Russell, Thomas	T/G	1956-58	Sibbensen, James	G	1970
Peterman, Chea	LB	2010	Reich, Richard (Capt.)	C/RB	1954-55	Rutz, Ben	QB	1995-96	Sihlanick, Michael	G	1937-39
Peters, Bryan	OL	2014-15	Reid, Nick (Capt.)	LB	2002-05	Ryan, Martin (Capt.)	T/DE	1970-72	Silver, Lonsdale	RB	1898-99
Peters, James	T	1902	Reid, Robert	E	1963				Simecka, Bennie	C	1980, 82-84
Peterson, David	T/E	1965-66	Reid, Theodore	E/RB	1916, 19-20				Simmons, Darrin	P	1994-95
Peterson, John (Capt.)	RB	1933-35	Relf, Ross	T	1940	Saathoff, Kenneth	E	1972-74	Simmons, Edward	LB	1980, 82-83
Pettersen, Edward	RB	1915	Remsburg, Dale	E	1957-59	Sabatini, Frank	RB	1951-53	Simmons, KeyShaun	DT	2017-18
Petty, Reece	WR	2010	Remsburg, George	RB/T	1954-55	Saib, Karl	DT	1968-69	Simmons, Mark	WR	2002-05
Plutzenreuter, Donald	RB	1954-56	Renko, Steve	E	1938-39, 47	Sampson, Caleb	DL	2019-20	Simmons, Shelton	CB	2003-04
Phelps, Edwin	G	1933-35	Renko, Steve	QB	1963-64	Samuel, Peda (Capt.)	WR	1986-88	Simmons, Victor	S/LB	2011-14
Phippis, Michael	QB/E	1982	Replogle, Max	E	1936-38	Sanborn, Theodore	E/T	1923-25	Simon, Loren	RB	1918-20
Platt, William (Capt.)	RB/E	1891-95	Resby, Patrick	S	2007-08	Sandefur, Carl	E/T	1949-51	Simons, Dolph	G/P	1948-50
Pick, Kale	QB/WR	2009-12	Resnick, Carl	WR	1997	Sandefur, Edwin	T	1920	Simons, John	DB/RB	1951-52
Pieper, Bob	T	1983-85, 87	Reust, Andrew	DB	1975-76	Sanders, Mark	RB	1993-96	Simpson, Ernest		1895-96, 98
Pierce, Don (Capt.)	C	1939-40	Reynolds, Albert	E	1944	Sanderson, John		1896-97	Simpson, John		1894-96
Pierston, Tony	RB/WR	2011-14	Reynolds, Michael	DE	2011, 13-14	Sandifer, Richard	QB	1953-54	Simpson, Lacey		1898
Pilch, James	T	1964	Rhodes, Jayson	OL	2015-17	Sands, Justin (Capt.)	OT	1999-2002	Simpson, Samuel	E/RB	1958-60
Pile, Donald	LB	1974, 77	Rhule, Dan	T	1937-39	Sands, Tony	RB	1988-91	Sims, James	RB	2010-13
Pinkney, Marshall	LB	1982	Ribordy, Mesa	OL	2016-17	Satore, Karl	T	1963	Sims Jr., Steven	WR	2015-18
Pippen, Morris	G	1974-76	Rice, William E.	RB	1903-04, 07-08	Saulsbury, Hunter	OL	2016-17	Sizemore, Nick	FB	2011-13
Pirrie, Mike	LB	1987	Richardson, Charles	C	1902	Saunders, Mavin	TE	2018	Skanan, Robert	QB	1964-65
Plaskett, Warren	RB	1931-33	Richardson, Joseph	B	1936-37	Saunders, Seymour	C/G	1920-21	Skepnok, William	DT	1972-73
Pleasant, Carl (Capt.)	E	1906, 08-09	Richardson, Josh	DE	2012	Sayers, Gale (Capt.)	RB	1962-64	Sklar, Richard	G	1933-35
Pless, Willie	LB	1982-85	Richesson, Luke	DB	1993-96	Scanlan, John	G	1973-74	Slyter, Mark	OLB	1990
Plumley, Jay	E	1931	Richmond, Shaquille	S	2016-19	Scanlon, Timothy	DE	1969	Small, Marvin	E	1946-47
Plump, Aaron	LB	2014-15	Ricks, Ronald	DB	1976-77	Schaake, Elmer (Capt.)	B	1930-32	Smay, Cecil	E	1929-30
Polian, Kevin	DT	1993	Rideau, Brandon (Capt.)	WR	2001-04	Schaake, Ralph	T/E	1939-41	Smay, Charles	T	1929-30
Pollom, Donald	RB	1940-41	Riegler, Warren (Capt.)	E	1943-44	Schaake, William (Capt.)	E	1949-51	Smiley, Trent	TE	2011-12, 14
Pooler, Arthur (Capt.)	QB	1902-05	Rieth, Rich	P	1986-87	Schadler, Ryan	RB	2015-18	Smith, Alex	OT	2008, 10
Poorman, Bert	RB	1895, 97	Riggins, Franklin (Junior)	RB	1966-68	Schenker, Kyle	LB	1987	Smith, Ashaundai	WR	1992-95
Pope, David		1901-02	Riggins, Robert (John)	RB	1968-70	Schermer, Jake	LB	2006-09	Smith, Bob	OT	1998, 2000-01
Pope, Warner		1894-95	Riggins, William	RB	1972-73	Schick, Doyle (Capt.)	RB	1958-60	Smith, Carrie	QB	1930-32
Popovich, Pete	C	1985-86	Rinehart, William	RB	1949	Schimenz, John	E	1944	Smith, Chris	DB	1991-92
Poppe, Orville	T	1951-53	Ringwood, Bruce	LB	2004	Schleicher, Jeffery	TE	1979-81	Smith, David	DB	1984
Porter, David		1901-02	Rivera, Mike	LB	2005-08	Schmidt, Bob	C	1997-2000	Smith, Dylon	QB	1999-2000
Porter, George	RB	1907	Roach, Gregory	T	1979, 81	Schmidt, Charles	RB	1969-71	Smith, Gerald		1923
Potter, Gavin	LB	2019-20	Roach, Steven	T	1969-71	Schmidt, Dan (Capt.)	C	1990-93	Smith, Gregory	DL	1977-78, 80-81
Powell, Chris	FB	1991-94	Robben, Robert	E	1962-64	Schmidt, David (Capt.)	E	1945-48, 51	Smith, Hugh	RB	1960
Powell, Corrigan	CB	2012	Robben, Roger	FB	1988-91	Schmidt, Edgar	RB	1927-29	Smith, James	WR	1974-76
Powell, Emery		1900	Robbins, Roy	E	1915	Schmidt, George	RB/DB	1925, 27	Smith, Jared	C	1993-96
Power, John	T/E	1910	Roberson, Akili	WR/DB	1997	Schmidt, Kregg	OL	2002	Smith, Kimball	G	1963, 65
Powers, George	QB/E	1924-25	Roberts, Alvin	TE	1976	Schmidt, Walter	C	1956-58	Smith, Laverne	RB	1973-76
Powers, Kenneth	DT	1981-83	Roberts, Clay	C	1952	Schmitz, Galen	DB/LB	1972-73	Smith, Lubbock	S	2009-12
Prater, John	G/C	1980-81	Roberts, Cleve	OG	1995-96	Schmitz, Leonard	DT/G	1974-75	Smith, Lynwood	EK	1949-50
Pratt, Richard	T	1963-65	Roberts, Gene	E	1942	Schneider, Dave	OG	1982	Smith, Mac		1986
Prelock, Edward	T	1956-57	Roberts, Jay	RB	1961-63	Schnellbacher, Otto (Capt.)	E	1942, 46-47	Smith, Mark	TE	1990
Preston, Asheiki	QB	1993-94	Roberts, Joe	RB	1942	Schoneisew, Quintin	T	1981, 83-84	Smith, Mathew		1892
Preston, David	QB	1955-56	Roberts, Marquis	LB	2015-16	Schopflin, Jack	T	1927-29	Smith, Nick	C	1999-2001
Preston, Robert	T/G	1954-55	Robertson, Jerry	QB	1951-52	Schranz, John	T	1900	Smith, Paul	QB/E	1955
Price, William	QB/E	1910-12	Robinson, Bobby	RB	1956	Schriner, Scott	TB	1986	Smith, Quintin	WR	1986-89
Priest, Jason	DB	1988-91	Robinson, Delario	WR	1973	Schroeder, Arthur	RB	1928	Smith, Ralph	G/T	1910
Priest, Richard		1904-07	Robinson, Glenn	LB	2000-02	Schroeder, Herman	G	1928	Smith, Reginald A. (Capt.)	T	1923-25
Pringle, James	RB	1916-17, 19	Robinson, Jerome	DE	2020	Schroeder, Sam	FB	2019	Smith, Reginald L.	T	1981-83
Prologo, Nick	K	2012	Robinson, Randolph	LB	1972	Schroll, John	TE	1970-72	Smith, Russell	G	1924
Promrenke, Bret	OLB	1991-93	Robinson, Stephon	WR	2018-20	Schuler, Gordon	G	1982-83	Smith, Samuel	RB	1976-79
Propernick, Anthony	FB	1927	Robison, James	QB/RB	1943, 45-46	Schumm, Jim	OT	1970-72	Smith, Shane	DL	2011-13
Prox, Dru	LB	2017-19	Rodgers, Jack	QB	1950-51	Schwab, James		1911	Smith, Shane	QB	1980-81
Prunty, Karon	CB	2020	Rodgers, Keith	OL	1992-95	Schwartzburg, Dodge	PK	1984	Smith, Steven	G	1898-99
Pullia, Kylie	OL	2017	Rodino, Brian	OLB	1994	Schweda, Brian	T	1962-64	Smith, Thomas	G	1909
Pumphrey, Norman	G	1945	Rodriguez, Cesar	OT	2004-07	Scott, Arthur	OT	1973-75	Smith, Verni	OL	2016
Puthoff, Justin	FB/TE	2010, 12	Roe, Quincy	DB	1998-2001	Scott, Mitchell	FB	2000-01	Smith, Willie	RB/E	1964-65
Putnam, George	G	1906	Roe, Spencer	FB	2019-20	Scott, Robert	C	1902	Smith, Wint	G	1916, 19-20
Pyles, Brandt	LB	1998	Rogan, Pat	OLB	1990	Scott, Thomas	QB	1947	Smithburg, Mike	OL	2013-14
			Rogers, Jake	G	1903-04	Scribner, William (Bucky)	P	1980-82	Smithson, Fish (Capt.)	S	2014-16
			Rogers, Marcus (Capt.)	LB	1998-2001	Seigel, John	T	1934-36	Smoot, Charles (Capt.)	C	1928-30
			Rogers, Mike	TB	1984-87	Semke, T.J.	DL/FB	2014-15	Sneed, James	QB/WR	1981-83
			Rogers, Myron	E/T	1954	Sendish, Cassius (Capt.)	S	2016	Snell, Arnold (Capt.)	FB	1986-88
			Rohde, Theodore	RB	1954-56	Seurer Jr., Frank	S	2016	Snyder, Jeff	RB	2001
			Rohlf, Richard	P	1957-59	Seurer Sr., Frank	QB	1980, 82-83	Snyder, Lance	OT	1990
			Rojas, Alonso	P	2008-10	Seymour, Brian	S	2005, 07	Sobek, Lloyd	TE	1975, 77-79
			Rooney, Shane	TE	1995-97	Shank, Albert	C	1974-76	Sominers, Herbert	RB	1913
			Root, Charles	T	1904-05	Shanklin, Donald	RB	1966-68	Sorem, Milton	G	1929-30
			Root, Cooper	LB	2019	Shanks, James	E/C	1963	Sorem, Nelson	T	1928-30
			Rosalis, Gabe	OT	1999-2001	Shannon, Joe	DE/LB	1971-72	Sosinski, James	TE	2018-19
			Ross, Erroll	RB	1973-74	Shannon, John	RB	1926-28	Speak, Fred	RB	1895-96
			Ross, Roger	WR	2000-01	Shannon, Walter	RB	1923	Spear, Robert	DB	1974
			Ross, Zach	QB	2005	Sharp, Jake	RB	2006-09	Spear, Roy	C/T	1910
			Rosser, Cameron	LB/DE	2014-16	Sharp, Marc	QB	1975-76	Spears, Derek	TE	2005-07
			Rossman, Richard	RB/G	1951-52	Sharpe, Lamar	DE	1994, 96-97	Spears, Doyle	DL	1982
			Rost, Otto (Capt.)	G	1929-31	Shaw, Tevin	S	2014-16	Spears, Dustin	DL	2009
			Roth, Gregory (Capt.)	G	1963-65	Shawiger, Frederick	G	1966	Spencer, Colin	CB	2014-16
			Rothrock, Irwin	RB	1893	Shazor, Carl	DB	2000	Spencer, Oliver (Capt.)	G/T	1950-52
			Rouse, Carl (Capt.)	E	1904-07	Sheats, Eddie	DE	1971-72	Spencer, Riley	OL	2010-11, 13
			Rouse, Wallace	WR	1944, 49	Shellenberger, William	RB	1893	Sperry, J. Bryan	E	1946-48
			Roux, Dominic	T	2003-06	Shelley-Smith, Jordan	OL	2014-16	Sperry, Kenneth	G/E	1946-48
			Rowe, Caleb	DB	1976-77	Shenk, Henry	E	1926-27	Spikes, Jeff	OL	2008-09, 11
			Royal, Dean	P	1996-97	Shepard, Alvin	E	1892-93	Sprekelmeyer, Joe	RB	1960
			Royer, Jacob	G	1904	Shepherd, JaCorey	WR/CB	2011-14	Springer, Eugene	RB	1892
			Royle, Claude		1898-99	Sheridan, Walter	C	1940, 42	Springer, Justin	LB	2007-10



# ALL-TIME LETTERMEN

Spurgeon, Tristan	RB	1921-22	Thompson, Matt	OL	2004-05	Watkins, Frank	C	1932-34	Woods, Gregory	T/G	1976
Spurney, Joe	G	1958-60	Thompson, Thomas	T	1962-64	Watkins, Johnnie	DB	2003	Woods, Quintin	DE	2009-10
Staab, Ervell	G	1956-58	Thoren, Jason	LB	1994-97	Watkins, Travis (Capt.)	DT	2001-04	Woodward, David	T/G	1898-99
Staab, Kent	C	1959-61	Thornberry, Wallace	T	1902	Watson, Kyrion	LB	2014-15	Woodward, George	RB	1916
Stafford, Matt	DB	1990	Thornton, Justin	S	2006-09	Wattelet, Frank	DB	1978-80	Woody, Warren	C	1951-52
Stallard, Mark	LB	1979	Thorson, Brad	OL	2008-10	Watts, Keith	DT	2002	Woody, Warren	G	1916-17, 20
Stallman, Jason	TE	1989	Tice, Orbon	E	1946-51	Waxse, David	RB	1965-66	Woolfolk, Raymond	G	1952-53
Standage, David	C	1969-70	Tiger, Kenneth (Capt.)	G	1961-62	Wayfan, Larry	T/G	1961	Worley, George	G	1963
Stanley, Carter	QB	2016-19	Timmons, Rod	DL	1983	Weafnerbie, Jonas	QB	2002	Wright, Arist	LB	2006-09
Stapleton, George (Capt.)	T/G	1936-37	Toburen, Chris	LB	1978-81	Weafnerbie, James	RB	1944	Wright, Dennis	RB	1975-76
Starr, Wilbur	RB	1924-26	Todd, John	QB	1915-17	Weaver, Doug	DT	1994	Wright, Ernest	TE	1980, 82-83
St. Clair, William	E	1960-62	Todd, Richard	G	1954	Weaver, Richard	RB	1932	Wright, Isaac	LB	2011
Steele, Clarence	QB	1908	Tomlinson, Richard (Capt.)	G	1947-49	Webb, Anthony	DB	2006-07	Wright, Jahmal	DB	1998-99
Steele, Mike	DT	1992-93	Toomey, Gabriel	LB	2003-04	Webb, Jordan	QB	2010-11	Wright, Sylvester	OLB	1991-94
Steinberger, Earl	E	1893	Topps III, Robert	S	2018	Webb, Scott	PK	2004-07	Wyggle, Ralph	T	1944
Steinhauser, Jamey	DB	1983-86	Torneden, Bryce (Capt.)	S	2016-19	Wedel, Brad	TE	1984-87	Wyman, Matthew	K	2013-16
Stephenson, Thomas	RB	1907-09	Tovi, Andru	OL	2017-19	Weekley, Monroe	DE	2003			
Sterling, Aslam	OL	2012-13	Towle, Steve (Capt.)	LB	1972-74	Weger, John	G/T	1973			
Sterling, Miles		1890	Tracy, Brian	PK	2001	Wegner, Zac (Capt.)	QB	1997-99	Yarnell, Lyndall	DE	1983-84, 86
Sternberger, Jace	TE	2016	Traylor, John	RB	1955-57	Wehrman, Geoff	DB	1988	Yeo, Clyde		1902
Stevens, James	G	1948	Trossen, Ken	DT	1987-88	Weidlein, Gary	C	1921-22	Young, James	DE	1974-77
Stevens-McKenzie, Najee	DE	2018-19	Truitt, Walter		1891	Weidlein, William (Capt.)	G/T	1911-13	Young, Kevin	DL	2010-13
Stevenson, Albert	RB	1955	Tucker, George	RB/T	1898-1900	Weidner, Odell	LB	1972-74	Young, Scellars	LB	1977-80
Stevenson, Jason	OG	1999-2001	Tucker, John		1897	Weir, John	G	1968-69	Young, Zackary	LS	2013
Steward, AJ	TE	2008, 10-11	Tucker, Kyle	P	2004-07	Welch, Kenney		1920			
Stewart, Brandon	CB	2015-16	Tucker, Robert	DL	1984-85	Wellman, Joe	QB	1925-26	Zaffaroni, Paul	LB	1988-90
Stewart, Jon	DL	1984-86	Tudor, Herbert	C	1912-13	Wellman, Michael	C	1976-77	Zell, Tony	QB	1994
Siebel, Jim	C	1994-96	Turnpich, Joseph	DB	1979-80	Wells, Dean	RB	1949-51	Zida, James	LB	1977-79
Stinson, Wade	RB	1949-50	Turgeon, Orville	C	1966-68	Wells, Dick		1932-34	Wenstrand, Charles	DE	1983-86
Stockdale, Don	G	1944	Turner, Jeff	LB	1972-73, 75	Werner, Mike	E/RB	1938	Ziegler, Wayne	DB	1940
Stockemer, Gordon	G	1972-74	Turner, Jesse	E	1942, 46	Wertzberger, John	DL	1984, 86	Zimmerman, James	T	1940
Stocks, Fred		1893-95	Turner, Lucius	WR	1970-71	Wertzberger, Kenneth	C	1956-58	Zlatnik, Duane	DL/OL	2009-12
Stokes, Sims	RB	1964	Turner, Paul	K	1946	Wertzberger, Kenneth	G	1966-68	Zook, Dean	DE	1972-74
Stone, Charles		1893-95	Turner, Warren	G/T	1937-39	Wessling, David	T	1980-82	Zook, John (Capt.)	DE	1966-68
Stowers, Keon (Capt.)	DL	2012-14	Turzilli, Andrew	WR	2011-13	Wheeler, Jeff	DE	2006-09	Zuber, Harold (Capt.)	RB	1924-26
Strauch, Walter (Capt.)	QB	1955-57	Tushaus, Kirk	G	1979	Whitaker, Bob	OL	2003-06	Zunica, Michael	LB/FB	2014-16
Strehlow, Chester	QB	1950-51	Tyler, Matt	P	1998-99	White, Bob	RB/QB	1933-34	Zvolanek, Joe	E	1931
Stricker, Thomas	G/T	1904-05	Tyree, Greg	LB	2001-04	White, Bryan	DB	1989			
Strickland, Tony	DE	2000-03	Tyrer, Jason	LB	1988-90	White, David	DT	1986-87			
Strickler, Thomas	G	1904-05	Tyrell, Chris	P	2001-04	White, George	RB	1990-94			
Strother, George	T/G	1913-15	Tyus, Robert	DE	1969-70	White, Jesse	E	1905-07			
Stroud, Harold	C	1950				White, Larry	G	1965-66			
Strozier, Phillip	S	2007-10				White, Ronald	G/E	1950-51			
Stryker, Wilburn		1914				White, Ulysses	E	1970-71			
Stubblefield, Dana	DT	1990-92	Ulrich, Hubert (Capt.)	E	1939-41	Whitla, Ezra	E	1901			
Stubbs, Tony	S	2002-04	Unruh, Arch	QB	1950-52	Whittaker, Scott	OT	1993-96			
Stuck, Arch	E	1930	Unruh, Otto	E	1950-52	Whittemore, Bill (Capt.)	QB	2002-03			
Stucker, Charles	RB	1943				Whitten, Bobby	T	1978-80			
Stuckey, Darrell	S	2006-09				Wiedemann, Franz		1912			
Stuewe, Edward	RB	1912-13				Wienecke, Emil	QB	1935-37			
Stukey, Mano	RB	1934-35				Wier, Brandon	DB	1998-2001			
Suagge, Edward	RB	1939-40				Wilbers, Mark	DT	1979-82			
Suder, John	RB	1959-60				Wilcox, Charles (Capt.)	C/T	1898-1900			
Sullivan, Hiram	RB	1953-54				Wilder, Wayne	DL	2005-06			
Sullivan, James	RB	2016				Wilhelm, Glenn	RB	1910			
Sullivan, Michael	T	1969-71				Wilhelm, Steven	G	1969			
Sullivan, Terence	LB	1993-94				Willeford, Brent	TE	1991-94			
Sullivan, Milton (Capt.)	RB	1937-39				Williams, Algen	WR	1999-2000			
Sutherland, Dwight	E	1944				Williams, Darnell	LB	1983, 85			
Sutter, Bill	DB	1987				Williams, Delvin	RB	1971-73			
Sutton, Mitchell	DT	1972-73				Williams, D.J.	DT	2015			
Swanson, Jason	QB	2004-05				Williams, Devon	DT	2015-16			
Sweatman, Michael (Capt.)	LB	1965-67				Williams, Dom	RB	2017-19			
Swengros, Glenn	QB	1956				Williams, John	NT	1996-99			
Swenson, Paul	G	1983-85				Williams, John	DT	2009-10, 12			
Swift, Robert	K	1973-75				Williams, Josh	DE	2012			
Swinford, Wes	LB	1989-92				Williams, Lynn	TB	1984-85			
Swoboda, Paul	G	1956-57				Williams, Lynn	RB	1943			
Sydney, Harry (Capt.)	RB	1978-80				Williams, Mark	QB	1994-95			
						Williams Jr., Pooka	RB	2018-19			
						Williams, Takulve	WR	2018-20			
						Williamson, Orah (Capt.)	QB	1890-95			
						Willis, Darius	LB/DE	2011-13			
						Willis, Ryan	QB	2015-16			
						Wilson, Ben		1945			
						Wilson, C		1894			
						Wilson, Carl	OL	2008-09			
						Wilson, Clarence	QB	1921-22			
						Wilson, Donald	QB	1948			
						Wilson, Forrest	RB	1942			
						Wilson, Gilbert	RB	1959-61			
						Wilson, Harold	QB	1912-13			
						Wilson, Henry		1894			
						Wilson, Ivanhoe	E/G	1916			
						Wilson, Johnathan	WR	2007-10			
						Wilson, Roy	QB	1903, 05			
						Wilson, Wayne	C/RB	1937, 40			
						Winbush, David	RB	1997-2000			
						Winslow, Clarence	E	1936			
						Winter, Winton	C	1950-51			
						Winter Jr., Winton	C	1973			
						Wirtel, John	LS	2013-18			
						Wise, Daniel	DT	2015-18			
						Wohlford, Cecil	G	1964-66			
						Wolfe, Ian	OT	2007, 09			
						Wood, Harley	G	1907-08			
						Wood, Walter	QB/C	1914-15, 19			
						Woodbury, Charles	RB	1910-11			
						Woodbury, Harold	RB	1910			
						Woodruff, Lawrence	C	1923			

This listing of all-time lettermen is as complete and accurate as historical records allow. Included are names -- in some instances first name and not actual name on roster -- along with position and years lettered of the more than 2,000 letterwinners who have played at the University of Kansas. Corrections and additions are welcomed if they can be verified. Inquiries should be directed to the KU Communications Office.

# CAPSULE HISTORY



## 1890 SHERMAN SCORES FIRST KU TOUCHDOWN

Kansas played its first official football game, losing to Baker University in Baldwin, Kansas, 22-9. Right halfback A.F. Sherman scored KU's first touchdown on a punt return. An account of the game in the *Weekly University Courier* described Sherman's TD: "Hudson punted the ball down the field. Sherman managed to get the ball and made a phenomenal run for the first Kansas score ever made in football."

## 1912 KU DEFEATS MU IN FIRST HOMECOMING

Playing its first Homecoming game before a crowd of 9,000 fans at McCook Field, KU downed rival Missouri, 12-3. Jayhawk coach Arthur Mosse used a new offensive alignment, known as the "Minnesota Shift" to confuse the Tigers that afternoon.



## 1931 KU PLAYS HASKELL IN FIRST HOME NIGHT GAME

On a Friday night, Oct. 2, Kansas hosted the Haskell Indians in the first-ever home night game in Jayhawk football history. The concept for a night game came from KU athletics director Phog Allen, who was able to transport portable lights that were borrowed from Haskell Stadium (also in Lawrence) and put them in place at Memorial Stadium. In front of 11,000 fans, Haskell surprised KU with a 6-0 victory.

## 1899 KANSAS HAS FIRST PERFECT SEASON

In his only season as head coach at Kansas, Fielding H. Yost led the Jayhawks to a 10-0 record, which represents one of just two perfect seasons in the 129 years of football competition. KU outscored its opponents 280-37 and averaged 28 points per game. Yost, who later gained fame as head coach at Michigan, was inducted into the College Football Hall of Fame in 1951.

## 1920 PHOG ALLEN BUILDS A FOOTBALL STADIUM

Legendary KU basketball coach Phog Allen, in his only season as head football coach, rallied his team from a 20-0 halftime deficit to a 20-20 tie against Nebraska. Leading the team were senior quarterback Dutch Lonborg and halfback John Bunn, who were later inducted into the College Basketball Hall of Fame. Monday, students and faculty gathered to celebrate the comeback and more than \$200,000 was pledged over a three-day period to build a concrete stadium to replace McCook Field.

## 1947 EVANS & SCHNELLBACHER: FIRST TEAM ALL-AMERICANS

Led by KU's first two All-America selections - halfback Ray Evans and end Otto Schnellbacher - the Jayhawks finished the season with an 8-1-2 record, tied for first in the conference and capped the season by playing Georgia Tech in the 1948 Orange Bowl. It marked KU's first appearance in a postseason bowl game. Among the victories that season for head coach George Sauer was an 86-6 win against South Dakota State, which represents the most points a KU team has ever scored in a single game. KU finished the year ranked 12th in the final Associated Press poll.

## 1908 FIRST CONFERENCE CHAMPIONSHIP

The Jayhawks finished with a 9-0 record, outscoring their opponents 131-20, and claimed the school's first conference championship by finishing with a 4-0 record in the Missouri Valley Intercollegiate Conference.

## 1921 JAYHAWKS OPEN PLAY IN MEMORIAL STADIUM


In the first game in Memorial Stadium, the Jayhawks defeated Kansas State, 21-7, in front of 5,160 fans. When the stadium opened, the east and west side stands were completed with a capacity of 22,000. The final game of the 1921 season saw KU down Missouri, 15-9, before 15,480 fans.

## DR. JAMES NAISMITH

# & THE GAME OF FOOTBALL

The man credited with inventing the game of basketball - Dr. James Naismith (right) - also had a significant impact on the development of football. Naismith took a football and cut it lengthwise and placed it over his head to protect his ears as a football player at Springfield College. Thus, the first football helmet was invented.

Naismith was hired by the University of Kansas in 1898 as director of physical education on the recommendation of legendary football coach Amos Alonzo Stagg. He retired from active teaching in 1937 after 39 years as a member of the KU faculty.





# CAPSULE HISTORY

## 1960 JAYHAWKS UPSET A NO. 1-RANKED TEAM

The Jayhawks faced one of the most challenging schedules in school history, facing three teams (Syracuse, Iowa and Missouri) ranked No. 1 in the nation. KU lost early in the season to Syracuse (14-7) and Iowa (21-7), but the elite backfield combination of John Hadl, Curtis McClinton, Doyle Schick and Bert Coan helped lead the Jayhawks to a 23-7 upset win versus then No. 1-ranked Missouri. The win was later forfeited when it was determined that Coan had received a free plane ride to the College Football All-Star Game in Chicago from a KU alum.

## 1963 SAYERS SCAMPERS FOR NCAA RECORD

Hall of Fame halfback Gale Sayers put his name in the college football record book by breaking loose on a 99-yard run against Nebraska in Lincoln, the longest run from scrimmage at that time in NCAA history. Only four other backs (including KU's Eric Vann) have accomplished a run of that length in the history of college football.

## 1967 A COACHING STAFF OF EXCELLENCE

After finishing with a 5-5 record in his first season as head coach in 1967, Pepper Rodgers assembled one of the greatest coaching staffs in KU history to begin the 1968 season. The staff included several assistants who would later achieve fame as head coaches, including John Cooper (Tulsa, Arizona State and Ohio State), Dick Tomey (Arizona), Terry Donahue (UCLA), the late Dave McLain (Wisconsin) and Don Fambrough (Kansas). The staff also included Doug Weaver (former athletics director at Georgia Tech and Michigan State) and Larry Travis (former athletics director at Kansas State and Western Carolina).

## 1968 ROGERS TAKES KU TO ORANGE BOWL

Under the guidance of coach Pepper Rodgers, KU came within five points of an undefeated season and a victory in the Orange Bowl. The Jayhawks tied for first in the Big Eight and finished 9-2 with losses to Oklahoma (27-23) during the regular season and Penn State (15-14) in the Orange Bowl. Among the standouts were quarterback Bobby Douglass and fullback John Riggins.

## 1973 A CARDIAC SEASON

The Jayhawks experienced a cardiac season with six games decided by two points or less -- the most games decided by that margin in NCAA history. KU finished the year with a 7-4-1 record, winning three of those close encounters, and played North Carolina State in the Liberty Bowl.

## 1975 CROMWELL GUIDES KU TO UPSET OVER OU

Kansas defeated No. 2 Oklahoma in Norman, 23-3, to end the Sooners' 28-game winning streak and 37-game unbeaten string. Earlier in the season, quarterback Nolan Cromwell set a new NCAA record for rushing yards by quarterbacks with 294 yards on 28 carries in a 20-0 win against Oregon State.

## ED HARVEY & HOMER FLOYD

# BREAKING BARRIERS

ED HARVEY became the first African-American to play football at Kansas, earning his "K" letter as a member of the 1893 Jayhawk team. Harvey's parents were born into slavery and later escaped Quantrill's Raid in Lawrence. They became share croppers and were able to put their three sons through college.

It was 62 years later when HOMER FLOYD, a standout at Massillon (Ohio) High School, broke the modern-day color barrier to play football at KU. Floyd enrolled at Kansas at the urging of his

high school coach, Chuck Mather, who served as the Jayhawk head coach from 1954-57.

Floyd, a team captain in 1958, started all 30 games of his career (1955-58) on offense and defense. He led the Jayhawks in rushing yardage all three years and earned all-conference honors as a senior. Floyd later played for the Edmonton Eskimos of the Canadian Football League and then served as executive director of the Pennsylvania Human Relations Commission.



ED HARVEY



HOMER FLOYD

## 1991 TUXEDO TONY RUSHES FOR 396 YARDS

Running back "Tuxedo" Tony Sands set an NCAA single-game record by rushing for 396 yards on 58 carries in a 53-29 win against Missouri in Lawrence. Sands was later named Offensive Player of the Year in the Big Eight Conference.

## 1992 FIRST BOWL WIN IN 31 YEARS

Head coach Glen Mason guided KU to its first bowl win in 31 years as the Jayhawks defeated Brigham Young, 23-10, in the 1992 Aloha Bowl. Led by defensive linemen Dana Stubblefield and Gilbert Brown, along with quarterback Chip Hileary, KU finished the season with an 8-4 record and placed third in the Big Eight Conference.

## 1995 SURPRISE TEAM OF COLLEGE FOOTBALL

Picked to finish fifth in the Big Eight preseason polls, the Jayhawks were one of the surprise teams of college football with a 10-2 season and a win over UCLA in the Aloha Bowl. Along the way, KU defeated two ranked teams (Colorado and Oklahoma) on the road. The season ended with a twist of drama as head coach Glen Mason announced just prior to the bowl game that he was leaving after the UCLA encounter to become head coach at Georgia. Mason later changed his mind and stayed as head coach, informing his team on the morning of the Aloha Bowl. KU cruised to a 51-30 victory.

## 1997 KANSAS NABS 500TH VICTORY

Terry Allen was on the sidelines for his second conference victory as head coach at KU and the school's 500th win in school history as the Jayhawks downed Oklahoma, 20-17.

## 2005 KU REACHES SECOND BOWL GAME IN THREE YEARS

Mark Mangino became the first head coach in KU history to lead his team to two bowl games in a three-year span as the team faced Houston in the Fort Worth Bowl. KU clobbered the Cougars, 42-13. Quarterback Jason Swanson was named the game's Most Outstanding Player.

## 2007 JAYHAWKS CLAIM BCS BOWL VICTORY

Consensus National Coach of the Year Mark Mangino guided the Jayhawks to arguably the greatest season in Kansas football history as the Jayhawks won a BCS Bowl (FedEx Orange Bowl), finished the year ranked seventh in the country for the second-highest ranking in school history, and posted a 12-1 record. Three Jayhawks: Aqib Talib, Anthony Collins and James McClinton, earned All-America honors as KU was the only team in the nation to rank in the top five in both scoring offense and scoring defense. The Jayhawks became the talk of the nation after running up 11-straight victories before suffering their first loss in a matchup with Missouri. KU entered that regular-season finale ranked second in the country while the Tigers were listed third. Despite the loss, the Jayhawks were selected to play in a BCS game and finished the season with a victory against No. 5 Virginia Tech in the FedEx Orange Bowl.

## 2008 JAYHAWKS REACH CONSECUTIVE BOWL GAMES FOR FIRST TIME IN HISTORY

For the first time in school history Kansas played in bowl games in consecutive years as the 2008 Jayhawks won the 2008 Insight Bowl a season after claiming the 2008 Orange Bowl. KU's 20 combined wins in 2007 and 2008 were the most in school history as well.

# YEAR-BY-YEAR RESULTS

1890 (1-2)

Captain: Howard Peairs

Nov. 22	at Baker	L	9-22
Nov. 27	at KC YMCA	L	10-18
Dec. 8	Baker	W	14-12

## E.M. HOPKINS

1 SEASON, 1891

7-0-1, .938



1891 (7-0-1)

Captain: John Kenzie

Oct. 31	vs. Missouri (at K.C.)	W	22-8
Nov. 17	at Washburn	W	32-10
Nov. 21	WASHBURN	W	38-10
Nov. 26	at KC YMCA	W	22-4
Nov. 28	at Baker	W	18-4
Dec. 5	vs. Iowa (at K.C.)	W	14-12
Dec. 17	BAKER	W	8-0
Dec. 22	vs. Washington (Mo.) (at K.C.)	T	6-6

## A.W. SHEPARD

2 SEASONS, 1892-93

9-6, .600



1892 (7-1)

Captain: John Kenzie

Oct. 15	at Denver AC	W	20-6
Oct. 20	BAKER	W	14-0
Oct. 28	WASHBURN	W	36-0
Nov. 1	*ILLINOIS	W	26-4
Nov. 5	vs. Iowa (at K.C.)	W	24-4
Nov. 12	at Nebraska	W	12-0
Nov. 19	at Baker	L	0-18
Nov. 26	vs. Missouri (at K.C.)	W	12-4

\*First game at McCook Field

1893 (2-5)

Captain: A.R. Champlin

Oct. 14	at Minnesota	L	6-12
Oct. 25	BAKER	L	12-14
Oct. 28	at Denver AC	L	10-24
Nov. 4	vs. Iowa (at K.C.)	W	35-24
Nov. 18	at Nebraska	W	18-0
Nov. 24	vs. Michigan (at K.C.)	L	0-22
Nov. 30	vs. Missouri (at K.C.)	L	4-12

## HECTOR COWAN

3 SEASONS, 1894-96

15-7-1, .674



1894 (2-3-1)

Captain: O.K. Williamson

Oct. 14	DOANE	W	22-12
Oct. 28	OTTAWA	T	6-6
Nov. 3	at Iowa	L	14-18
Nov. 11	vs. Michigan (at K.C.)	L	12-22
Nov. 22	at Nebraska	L	6-12
Nov. 31	vs. Missouri (at K.C.)	W	18-12

1895 (6-1)

Captain: W.H. Piatt

Sept. 21	vs. Midland (at Atchison)	W	28-0
Oct. 5	MIDLAND	W	56-0
Oct. 11	at Emporia State	W	10-0
Nov. 2	IOWA	W	52-0
Nov. 9	vs. Doane (at K.C.)	W	32-0
Nov. 16	at Nebraska	W	8-4
Nov. 28	vs. Missouri (at K.C.)	L	6-10

1896 (7-3)

Captain: B.D. Hamill

Sept. 27	HASKELL	W	32-0
Oct. 4	ABILENE	W	6-0
Oct. 11	EMPORIA STATE	W	26-0
Oct. 18	at Denver AC	W	8-6
Oct. 25	at Iowa	L	0-6
Nov. 1	vs. KC Medical (at K.C.)	L	0-8
Nov. 8	NEBRASKA	W	18-4
Nov. 14	DOANE	W	16-4
Nov. 26	vs. Missouri (at K.C.)	W	30-0
Nov. 28	vs. Minnesota (at K.C.)	L	0-12

## WILLIE G. WOODRUFF

2 SEASONS, 1897-98

15-3, .833

1897 (8-2)

Captain: A.R. Kennedy

Oct. 6	vs. KC Medical (at K.C.)	W	22-8
Oct. 8	MIDLAND	W	40-0
Oct. 9	HASKELL	W	40-0
Oct. 16	WARRENSBURG	W	23-0
Oct. 23	at Glasco (Kan.)	W	23-0
Oct. 30	IOWA	W	56-0
Nov. 6	at St. Mary's	W	28-0
Nov. 13	at Nebraska	L	5-6
Nov. 20	vs. KC Medical (at K.C.)	L	0-2
Nov. 25	vs. Missouri (at K.C.)	W	16-0

1898 (7-1)

Captain: Arthur St. L. Mosse

Sept. 24	HASKELL	W	15-0
Oct. 5	vs. KC Medical (at K.C.)	W	6-0
Oct. 15	IOWA STATE	W	11-6
Oct. 22	at Warrensburg	W	33-0
Oct. 29	at Ainsworth Medical	W	40-0
Nov. 5	NEBRASKA	L	6-18
Nov. 12	KC MEDICAL	W	6-0
Nov. 24	vs. Missouri (at K.C.)	W	12-0

## FIELDING H. YOST

1 SEASON, 1899

10-0, 1.000



1899 (10-0)

Captain: Hubert Avery

Sept. 30	HASKELL	W	12-0
Oct. 7	WASHBURN	W	35-0
Oct. 14	OTTAWA	W	29-6
Oct. 21	DRAKE	W	29-5
Oct. 28	HASKELL	W	18-0
Nov. 4	at Ottawa	W	29-0
Nov. 11	at Emporia State	W	35-0
Nov. 18	at Nebraska	W	36-20
Nov. 25	WASHBURN	W	23-0
Nov. 30	vs. Missouri (at K.C.)	W	34-6

## CHARLES BOYNTON

1 SEASON, 1900

2-5-2, .333

1900 (2-5-2)

Captain: Charles Wilcox

Oct. 1	at Ottawa	W	6-0
Oct. 6	WASHBURN	L	0-24
Oct. 20	EMPORIA STATE	T	6-6
Oct. 27	at South Dakota	W	42-0
Nov. 3	vs. KC Medical (at K.C.)	L	15-23
Nov. 10	WASHBURN	L	0-29
Nov. 17	NEBRASKA	L	0-12
Nov. 21	at Emporia State	L	0-18
Nov. 29	vs. Missouri (at K.C.)	T	6-6

## JOHN OUTLAND

1 SEASON, 1901

3-5-2, .400



1901 (3-5-2)

Captain: Julian Jenkinson

Sept. 29	OTTAWA	L	5-16
Oct. 5	EMPORIA STATE	W	36-10
Oct. 14	at Kirksville Osteop.	W	17-6
Oct. 19	at Washburn	T	0-0
Oct. 26	at Wisconsin	L	0-50
Oct. 30	at Beloit	T	0-0
Nov. 9	HASKELL	L	5-18
Nov. 16	NEBRASKA	L	5-29
Nov. 23	TEXAS	W	12-0
Nov. 28	vs. Missouri (at K.C.)	L	12-18



# YEAR-BY-YEAR RESULTS

## ARTHUR CURTIS

1 SEASON, 1902  
6-4, .600



1902 (6-4)

Captain: W.D. Vincent

Sept. 29	FAIRMONT (Wichita)	W	6-0
Oct. 4	KANSAS STATE	W	16-0
Oct. 11	WASHBURN	W	34-0
Oct. 18	KC MEDICAL	W	13-0
Oct. 25	at Wisconsin	L	0-38
Oct. 29	at Knox College	L	0-5
Nov. 8	at Nebraska	L	0-16
Nov. 5	HASKELL	L	5-24
Nov. 20	at Emporia State	W	17-5
Nov. 27	vs. Missouri (at K.C.)	W	17-5

## HARRISON S. WEEKS

1 SEASON, 1903  
6-3, .667



1903 (6-3)

Captain: Alpha Brumage

Sept. 28	COLLEGE OF EMPORIA	W	32-0
Oct. 3	KANSAS STATE	W	34-0
Oct. 10	EMPORIA STATE	W	12-0
Oct. 17	at Colorado	W	12-11
Oct. 24	HASKELL	L	6-12
Oct. 31	at Washburn	L	0-5
Nov. 7	OKLAHOMA	W	17-5
Nov. 14	NEBRASKA	L	0-6
Nov. 26	vs. Missouri (at K.C.)	W	5-0

## A.R. KENNEDY

7 SEASONS, 1904-10  
52-9-4, .83



1904 (8-1-1)

Captain: Albert Hicks

Sept. 24	COLLEGE OF EMPORIA	W	6-0
Oct. 1	EMPORIA STATE	W	34-0
Oct. 6	HASKELL	L	6-23
Oct. 15	COLORADO	T	6-6
Oct. 21	at Oklahoma	W	16-0
Oct. 29	at Washburn	W	5-0
Nov. 5	NOTRE DAME	W	24-5
Nov. 12	vs. Washington (Mo.) (at St. Louis)	W	12-0
Nov. 19	at Kansas State	W	41-4
Nov. 24	vs. Missouri (at K.C.)	W	29-0

1905 (10-1)

Captain: Arthur Pooler

Sept. 23	WILLIAM JEWELL	W	23-0
Oct. 4	COLLEGE OF EMPORIA	W	45-0
Oct. 7	at Arkansas	W	6-0
Oct. 9	at Drury	W	11-0
Oct. 14	at Emporia State	W	32-0
Oct. 21	OKLAHOMA	W	34-0
Oct. 28	vs. Colorado (at Denver)	L	0-15
Nov. 4	WASHINGTON (Mo.)	W	21-0
Nov. 11	at Washburn	W	18-11
Nov. 25	KANSAS STATE	W	28-0
Nov. 30	vs. Missouri (at KC)	W	24-0

1906 (6-2-2)

Captain: Prentiss Donald

Sept. 22	WILLIAM JEWELL	W	18-0
Oct. 3	COLLEGE OF EMPORIA	W	25-0
Oct. 6	ST. MARY'S	W	18-0
Oct. 13	ARKANSAS	W	35-7
Oct. 20	OKLAHOMA	W	16-0
Nov. 3	at Saint Louis	L	2-34
Nov. 10	at Washburn	T	0-0
Nov. 17	*at Nebraska	W	8-6
Nov. 24	at Kansas State	L	4-6
Nov. 29	vs. Missouri (at KC)	T	0-0

\*KU's 100th victory

## MISSOURI VALLEY INTERCOLLEGIATE ATHLETIC ASSOCIATION

1907-28

1907 (5-3, 1-1) MVC: 3RD

Captain: Carl Rouse

Oct. 5	WILLIAM JEWELL	W	38-0
Oct. 12	ST. MARY'S	W	14-2
Oct. 19	at Oklahoma	W	15-0
Oct. 26	KANSAS STATE	W	29-10
Nov. 2	at Washburn	L	5-12
Nov. 9	NEBRASKA	L	6-16
Nov. 16	at St. Louis	L	0-17
Nov. 28	vs. *Missouri (at St. Joseph)	W	4-0

\*KU's first conference victory

1908 (9-0, 4-0) MVC: \*1ST

Captain: G.T. Crowell

Sept. 26	EMPORIA STATE	W	11-0
Oct. 3	ST. MARY'S	W	24-0
Oct. 10	KANSAS STATE	W	12-6
Oct. 17	OKLAHOMA	W	11-0
Oct. 24	WASHINGTON (Mo.)	W	10-0
Nov. 7	WASHBURN	W	23-0
Nov. 14	at Nebraska	W	20-5
Nov. 21	at Iowa	W	10-5
Nov. 26	vs. Missouri (at K.C.)	W	10-4

\*KU's first conference championship

1909 (8-1, 3-1) MVC: 2ND

Captain: Carl Pleasant

Sept. 25	EMPORIA STATE	W	55-0
Oct. 2	ST. MARY'S	W	29-0
Oct. 9	OKLAHOMA	W	11-0
Oct. 16	at Kansas State	W	5-3
Oct. 23	WASHINGTON (Mo.)	W	23-0
Oct. 30	at Washburn	W	17-0
Nov. 6	at Nebraska	W	6-0
Nov. 20	IOWA	W	20-7
Nov. 26	vs. Missouri (at K.C.)	L	6-12

1910 (6-1-1, 1-1-1) MVC: 5TH

Captain: Tommy Johnson

Oct. 1	OTTAWA	W	11-0
Oct. 8	ST. MARY'S	W	9-5
Oct. 15	BAKER	W	21-0
Oct. 22	at Drake	W	6-0
Oct. 29	WASHBURN	W	21-6
Nov. 5	NEBRASKA	L	0-6
Nov. 12	at Oklahoma	W	2-0
Nov. 24	vs. Missouri (at K.C.)	T	5-5

## RALPH W. SHERWIN

1 SEASON, 1911  
4-2-2, .625



1911 (4-2-2, 1-1-1) MVC: 3RD


Captain: Earl Ammons

Oct. 7	BAKER	T	0-0
Oct. 14	ST. MARY'S	W	47-0
Oct. 21	at Kansas State	W	6-0
Oct. 28	DRAKE	W	11-3
Nov. 4	at Washburn	W	14-6
Nov. 11	OKLAHOMA	L	0-3
Nov. 18	NEBRASKA	L	0-29
Nov. 23	*MISSOURI	T	3-3

\*First KU-MU game played on campus

## ARTHUR MOSSE

2 SEASONS, 1912-13  
9-7, .563



1912 (4-4, 1-2) MVC: 5TH

Captain: Howard Brownlee

Oct. 5	ST. MARY'S	W	62-0
Oct. 12	WARRENSBURG	W	27-0
Oct. 19	at Drake	L	0-6
Oct. 26	KANSAS STATE	W	19-6
Nov. 2	OKLAHOMA	L	5-6
Nov. 9	at Washburn	L	0-10
Nov. 16	at Nebraska	L	3-14
Nov. 23	*MISSOURI (HC)	W	12-3

\*KU's first homecoming game (HC)

1913 (5-3, 3-2) MVC: 3RD

Captain: William Weidlein

Oct. 4	WILLIAM JEWELL	W	7-0
Oct. 11	WASHINGTON (Mo.)	W	55-7
Oct. 18	DRAKE	W	11-0
Oct. 25	at Kansas State	W	26-0
Nov. 1	at Oklahoma	L	7-21
Nov. 8	WASHBURN	W	14-0
Nov. 15	NEBRASKA (HC)	L	0-9
Nov. 22	at Missouri	L	0-3

# YEAR-BY-YEAR RESULTS

## H.M. WHEATON

1 SEASON, 1914  
5-2-1, .688



1914 (5-2-1, 2-2) MVC: 4TH

Captain: John Detwiler

Oct. 3	WILLIAM JEWELL	W	48-2
Oct. 10	COLLEGE OF EMPORIA	W	7-0
Oct. 17	at Drake	W	32-7
Oct. 26	KANSAS STATE	W	27-0
Oct. 31	OKLAHOMA	T	16-16
Nov. 7	at Washburn	W	20-14
Nov. 14	at Nebraska	L	0-35
Nov. 21	MISSOURI	L	7-10

## HERMAN OLCOTT

3 SEASONS, 1915-17  
16-7-1, .688



1915 (6-2, 3-1) MVC: 2ND

Captain: D.S. James

Oct. 2	WILLIAM JEWELL	W	20-0
Oct. 9	EMPORIA STATE	W	21-3
Oct. 16	DRAKE	W	30-7
Oct. 23	at Kansas State	W	19-7
Oct. 30	at Oklahoma	L	14-23
Nov. 6	WASHBURN	W	41-0
Nov. 13	NEBRASKA (HC)	L	0-33
Nov. 27	at Missouri	W	8-6

1916 (4-3-1, 1-2-1) MVC: 5TH

Captain: Adrian Lindsey

Sept. 30	EMPORIA STATE	W	13-0
Oct. 7	at Illinois	L	0-30
Oct. 14	at Iowa State	L	0-13
Oct. 28	KANSAS STATE	T	0-0
Nov. 4	OKLAHOMA	W	21-13
Nov. 11	at Washburn	W	27-0
Nov. 18	*at Nebraska	W	7-3
Nov. 30	MISSOURI (HC)	L	0-13

\*Victory ended Nebraska's 34-game unbeaten string

1917 (6-2, 3-1) MVC: T-3RD

Captain: Harry Neilson

Oct. 6	at Illinois	L	0-22
Oct. 13	EMPORIA STATE	W	33-0
Oct. 20	WASHBURN	W	34-2
Oct. 27	IOWA STATE	W	7-0
Nov. 3	at Kansas State	W	9-0
Nov. 10	at Oklahoma	W	13-6
Nov. 17	NEBRASKA (HC)	L	3-13
Nov. 29	MISSOURI	W	27-3

## JAY BOND

1 SEASON, 1918  
2-2, .500



\*1918 (2-2) MVC: NO STANDINGS

Captain: Lewis Foster

Nov. 9	OKLAHOMA	L	0-33
Nov. 16	at Nebraska	L	0-20
Nov. 23	BAKER	W	20-6
Nov. 28	KANSAS STATE	W	13-7

\*Season shortened due to campus-wide influenza outbreak

## LEON MCCARTY

1 SEASON, 1919  
3-2-3, .563



1919 (3-2-3, 1-1-1) MVC: 4TH

Captain: Howard Laslett

Oct. 4	PITTSBURG STATE	W	42-0
Oct. 11	EMPORIA STATE	W	14-0
Oct. 18	at Washburn	T	0-0
Oct. 25	at Iowa State	T	0-0
Nov. 1	KANSAS STATE	W	16-3
Nov. 8	OKLAHOMA	T	0-0
Nov. 15	at Nebraska	L	7-19
Nov. 29	MISSOURI (HC)	L	6-13

## FORREST C. ALLEN

1 SEASON, 1920  
5-2-1, .688



1920 (5-2-1, 3-2) MVC: T-3RD

Captain: George Nettels

Oct. 2	EMPORIA STATE	W	47-0
Oct. 9	WASHBURN	W	6-0
Oct. 16	DRAKE	W	7-3
Oct. 23	IOWA STATE	W	7-0
Oct. 30	at Kansas State	W	14-0
Nov. 6	at Oklahoma	L	9-21
Nov. 13	*NEBRASKA	T	20-20
Nov. 27	at Missouri	L	7-16

\*Last game at McCook Field

## POTSY CLARK

5 SEASONS, 1921-25  
16-17-6, .487



1921 (4-3, 3-3) MVC: 5TH

Captain: Paul Jones

Oct. 1	at Washburn	W	28-7
Oct. 15	DRAKE	L	7-15
Oct. 22	at Iowa State	W	14-7
Oct. 29	*KANSAS STATE	W	21-7
Nov. 5	at Oklahoma	L	7-24
Nov. 12	at Nebraska	L	0-28
Nov. 24	MISSOURI (HC)	W	15-9

\*First game in Memorial Stadium

1922 (3-4-1, 1-3-1) MVC: 8TH

Captain: Severt Higgins

Oct. 7	at Army	L	0-13
Oct. 14	at Drake	L	0-6
Oct. 21	WASHBURN	W	32-3
Oct. 28	at Kansas State	T	7-7
Nov. 4	OKLAHOMA	W	19-3
Nov. 11	*NEBRASKA (HC)	L	0-28
Nov. 18	COLORADO	W	39-6
Nov. 30	at Missouri	L	7-9

\*Official dedication of Memorial Stadium

1923 (5-0-3, 3-0-3) MVC: 3RD

Captain: Charles Black

Oct. 6	CREIGHTON	W	6-0
Oct. 13	OKLAHOMA STATE	W	9-0
Oct. 20	at Nebraska	T	0-0
Oct. 27	KANSAS STATE	T	0-0
Nov. 3	at Oklahoma	W	7-3
Nov. 10	*WASHINGTON (Mo.)	W	83-0
Nov. 17	DRAKE	W	17-0
Nov. 29	MISSOURI (HC)	T	3-3

\*Largest victory margin in school history

1924 (2-5-1, 2-4-1) MVC: 7TH

Captain: Harold Burt

Oct. 4	OKLAHOMA STATE	L	0-3
Oct. 11	IOWA STATE	L	10-13
Oct. 18	at Kansas State	L	0-6
Oct. 25	NEBRASKA (HC)	L	7-14
Nov. 1	at Washington (Mo.)	W	48-0
Nov. 8	at Drake	T	6-6
Nov. 15	OKLAHOMA	W	20-0
Nov. 27	at Missouri	L	0-14

1925 (2-5-1, 2-5-1) MVC: 8TH

Captain: Reginald Smith

Oct. 3	OKLAHOMA STATE	W	13-3
Oct. 10	at Iowa State	L	0-20
Oct. 17	KANSAS STATE	L	7-14
Oct. 24	at Nebraska	L	0-14
Oct. 31	DRAKE	L	0-7
Nov. 7	at Oklahoma	T	0-0
Nov. 14	at Grinnell	L	0-3
Nov. 21	MISSOURI (HC)	W	10-7



# YEAR-BY-YEAR RESULTS

## FRANKLIN COPPON

2 SEASONS, 1926-27  
5-10-1, .344



1926 (2-6, 1-5) MVC: 9TH

Captain: Harold Zuber

Oct. 2	WASHBURN	W	14-6
Oct. 9	at Wisconsin	L	0-13
Oct. 16	at Kansas State	L	0-27
Oct. 23	NEBRASKA (HC)	L	3-20
Oct. 30	at Drake	L	0-13
Nov. 6	GRINNELL	L	7-32
Nov. 11	OKLAHOMA	W	10-9
Nov. 20	at Missouri	L	0-15

\*1927 (3-4-1, 3-3-1) MVC: 5TH

Captain: Barrett Hamilton

Oct. 1	at Grinnell	W	19-0
Oct. 8	WISCONSIN	L	6-26
Oct. 15	KANSAS STATE	L	2-13
Oct. 22	WASHINGTON (Mo.)	T	21-21
Oct. 29	DRAKE	W	7-6
Nov. 5	at Nebraska	L	13-47
Nov. 12	at Oklahoma	L	7-26
Nov. 19	MISSOURI (HC)	W	14-7

\*Memorial Stadium capacity increased to 35,000 (North Bowl)

## BILL HARGESS

5 SEASONS, 1928-32  
22-18-2, .538



1928 (2-4-2, 1-3-1) MVC: 5TH

Captain: Harold Hauser

Oct. 6	GRINNELL	W	14-0
Oct. 13	at Washington (Mo.)	T	7-7
Oct. 20	at Kansas State	W	7-0
Oct. 27	IOWA STATE	T	0-0
Nov. 3	NEBRASKA (HC)	L	0-20
Nov. 10	at Marquette	L	0-7
Nov. 17	OKLAHOMA	L	0-7
Nov. 24	at Missouri	L	6-25

## BIG SIX CONFERENCE 1929-47

1929 (4-4, 2-3) BIG SIX: 5TH

Captain: Steward Lyman

Oct. 5	at Illinois	L	0-25
Oct. 12	EMPORIA STATE	W	38-0
Oct. 19	KANSAS STATE	L	0-6
Oct. 26	at Iowa State	W	33-0
Nov. 2	at Nebraska	L	6-12
Nov. 9	at Oklahoma	W	7-0
Nov. 16	WASHINGTON (Mo.)	W	13-0
Nov. 23	MISSOURI (HC)	L	0-7

1930 (6-2, 4-1) BIG SIX: 1ST

Captain: Charles Smoot

Oct. 4	*at Creighton (Nt.)	W	26-0
Oct. 10	at Haskell (Nt.)	W	33-7
Oct. 18	at Kansas State	W	14-0
Oct. 25	IOWA STATE	W	20-6
Nov. 1	at Pennsylvania	L	6-21
Nov. 8	NEBRASKA (HC)	L	0-16
Nov. 15	OKLAHOMA	W	13-0
Nov. 22	at Missouri	W	22-0

\*First night game in school history

1931 (5-5, 1-3) BIG SIX: 4TH

Captain: Otto Rost

Sept. 26	COLORADO STATE	W	27-6
Oct. 2	*HASKELL (Nt.)	L	0-6
Oct. 10	JAMES MILLIKEN	W	30-0
Oct. 17	KANSAS STATE	L	0-13
Oct. 24	at Nebraska	L	0-6
Oct. 31	OKLAHOMA STATE	L	7-13
Nov. 7	at Oklahoma	L	0-10
Nov. 14	at Washington (Mo.)	W	28-0
Nov. 21	MISSOURI (HC)	W	14-0
Dec. 5	at Washburn	W	6-0

\*First night game at Memorial Stadium

1932 (5-3, 3-2) BIG SIX: T-2ND

Coaches: Bill Hargess, \*Ad Lindsey

Sept. 30	at Denver (Nt.)	W	13-12
Oct. 8	OKLAHOMA	L	6-21
*Oct. 15	at Iowa State	W	26-0
*Oct. 22	NEBRASKA (HC)	L	6-20
*Oct. 28	at Saint Louis (Nt.)	W	6-0
*Nov. 5	NOTRE DAME	L	6-24
*Nov. 12	at Missouri	W	7-0
*Nov. 19	at Kansas State	W	19-0

\*Ad Lindsey became head coach with Iowa State game

## AD LINDSEY

6 SEASONS, 1933-38  
23-30-8, .443



1933 (5-4-1, 2-3) BIG SIX: 4TH

Captain: Ormand Beach

Sept. 23	WARRENSBURG	W	34-0
Sept. 30	at Creighton (Nt.)	W	14-0
Oct. 7	at Notre Dame	T	0-0
Oct. 21	at Tulsa	L	0-7
Oct. 28	KANSAS STATE	L	0-6
Nov. 4	at Oklahoma	L	0-20
Nov. 11	at Nebraska	L	0-12
Nov. 18	IOWA STATE	W	20-6
Nov. 30	MISSOURI (HC)	W	27-0
Dec. 2	at George Washington	W	7-0

1934 (3-4-3, 1-2-2) BIG SIX: 4TH

Captain: Ole Nesmith

Sept. 29	COLORADO	T	0-0
Oct. 6	at Tulsa	L	0-7
Oct. 13	ST. BENEDICT'S	W	34-12
Oct. 20	at Kansas State	L	0-13
Oct. 27	OKLAHOMA	T	7-7
Nov. 3	at Iowa State	T	0-0
Nov. 10	at Washington (Mo.)	W	13-0
Nov. 17	NEBRASKA	L	0-3
Nov. 24	MICHIGAN STATE	L	0-6
Nov. 29	at Missouri	W	20-0

1935 (4-4-1, 2-2-1) BIG SIX: 3RD

Captain: John Peterson

Sept. 28	at Notre Dame	L	7-28
Oct. 5	ST. BENEDICT'S	W	42-0
Oct. 12	at Michigan State	L	0-42
Oct. 26	KANSAS STATE	W	9-2
Nov. 2	at Oklahoma	W	7-0
Nov. 9	at Nebraska	L	13-19
Nov. 16	at Colorado	W	12-6
Nov. 23	IOWA STATE	L	12-21
Nov. 28	MISSOURI (HC)	T	0-0

1936 (1-6-1, 0-5) BIG SIX: 6TH

Captain: Wade Green

Oct. 3	WASHBURN	W	19-6
Oct. 10	at Iowa State	L	7-21
Oct. 17	OKLAHOMA	L	0-14
Oct. 24	at Kansas State	L	6-26
Oct. 31	ARIZONA	T	0-0
Nov. 7	NEBRASKA (8) (HC)	L	0-26
Nov. 14	MICHIGAN STATE	L	0-41
Nov. 26	at Missouri	L	3-19

1937 (3-4-2, 2-1-2) BIG SIX: 3RD

Captain: George Stapleton

Oct. 1	at Washburn (Nt.)	W	25-2
Oct. 9	at Wichita	L	7-18
Oct. 16	IOWA STATE	W	14-6
Oct. 23	at Oklahoma	W	6-3
Oct. 30	at Michigan State	L	0-16
Nov. 6	at Nebraska (6)	T	13-13
Nov. 13	KANSAS STATE	L	0-7
Nov. 20	at Arizona	L	7-9
Nov. 25	MISSOURI (HC)	T	0-0

1938 (3-6, 1-4) BIG SIX: 6TH

Captain: Dave Shirk

Sept. 24	TEXAS	W	19-18
Oct. 1	at Notre Dame	L	0-52
Oct. 8	WASHBURN	W	58-14
Oct. 15	OKLAHOMA	L	0-19
Oct. 22	at Iowa State	L	7-21
Oct. 29	at Kansas State	W	27-7
Nov. 5	NEBRASKA (HC)	L	7-16
Nov. 12	at George Washington	L	7-9
Nov. 25	at Missouri	L	7-13

## GWINN HENRY

4 SEASONS, 1939-42  
9-27, .252



1939 (2-6, 1-4) BIG SIX: T-4TH

Captain: Milt Sullivan

Sept. 29	at Drake (Nt.)	L	6-12
Oct. 7	IOWA STATE	W	14-0
Oct. 14	at Colorado State	W	7-0
Oct. 21	at Oklahoma (3)	L	7-27
Nov. 3	KANSAS STATE	L	6-27
Nov. 11	at Nebraska	L	0-7
Nov. 18	GEORGE WASHINGTON	L	7-14
Nov. 25	MISSOURI (10) (HC)	L	0-20

# YEAR-BY-YEAR RESULTS

## 1940 (2-7, 0-5) BIG SIX: 6TH

Captain: Don Pierce

Oct. 5	at Iowa State	L	0-7
Oct. 12	DRAKE	W	20-6
Oct. 19	NEBRASKA	L	2-53
Oct. 26	at Kansas State	L	0-20
Nov. 1	at Villanova (Nt.)	L	7-33
Nov. 9	OKLAHOMA (HC)	L	0-13
Nov. 16	at George Washington	L	0-6
Nov. 21	at Missouri	L	20-45
Nov. 28	COLORADO STATE	W	26-0

## 1941 (3-6, 2-3) BIG SIX: 4TH

Captain: Hub Ulrich

Sept. 26	at Temple (Nt.)	L	9-31
Oct. 4	WASHINGTON (Mo.)	W	19-6
Oct. 11	at Nebraska	L	0-32
Oct. 18	at Marquette (Nt.)	L	7-33
Oct. 25	IOWA STATE	W	13-0
Nov. 1	at Oklahoma	L	0-38
Nov. 8	at West Virginia	L	0-21
Nov. 15	KANSAS STATE	W	20-16
Nov. 22	MISSOURI (18) (HC)	L	6-45

## 1942 (2-8, 1-4) BIG SIX: T-5TH

Captain: None elected

Sept. 19	IOWA NAVY PRE-FLIGHT	L	0-61
Sept. 26	MARQUETTE	L	0-14
Oct. 2	at Denver (Nt.)	L	0-17
Oct. 10	at TCU	L	6-41
Oct. 17	OKLAHOMA	L	0-25
Oct. 24	at Kansas State	W	19-7
Oct. 31	NEBRASKA (HC)	L	7-14
Nov. 7	WASHINGTON (Mo.)	W	19-7
Nov. 14	at Iowa State	L	13-20
Nov. 26	at Missouri	L	13-42

## HENRY SHENK

### 3 SEASONS, 1943-45

11-16-3, .417



## 1943 (4-5-1, 2-3) BIG SIX: T-4TH

Captain: George Dick

Sept. 24	at Washburn (Nt.)	T	0-0
Oct. 1	at Denver (Nt.)	L	6-19
Oct. 9	IOWA STATE	L	6-13
Oct. 16	WASHBURN	W	13-0
Oct. 23	at Nebraska	L	6-7
Oct. 30	KANSAS STATE	W	25-2
Nov. 6	at Oklahoma	L	13-26
Nov. 13	WARRENSBURG	W	13-12
Nov. 20	MISSOURI (HC)	W	7-6
Nov. 25	at Ft. Riley	L	7-22

## 1944 (3-6-1, 1-4) BIG SIX: T-5TH

Captain: Warren Riegler

Sept. 15	WASHBURN (Nt.)	W	47-0
Sept. 23	vs. TCU (Nt.) (at K.C.)	L	0-7
Sept. 29	at Denver (Nt.)	T	14-14
Oct. 7	at Tulsa (Nt.)	L	0-27
Oct. 14	at Iowa State	L	0-25
Oct. 21	NEBRASKA (HC)	W	20-0
Nov. 4	OLATHE NAVY	W	33-14
Nov. 11	at Kansas State	L	14-18
Nov. 18	OKLAHOMA	L	0-20
Nov. 23	MISSOURI	L	0-28

## 1945 (4-5-1, 1-3-1) BIG SIX: 5TH

Captain: Dave Schmidt

Sept. 22	vs. TCU (Nt.) (at K.C.)	L	0-18
Sept. 28	at Denver (Nt.)	W	20-19
Oct. 6	*IOWA STATE	T	13-13
Oct. 12	WASHBURN (Nt.)	W	34-0
Oct. 20	at Oklahoma	L	7-39
Oct. 27	at Wichita	W	13-0
Nov. 3	at Nebraska	L	13-27
Nov. 10	at Marquette	L	0-26
Nov. 17	KANSAS STATE (HC)	W	27-0
Nov. 24	MISSOURI (16)	L	12-33

\*100th game in Memorial Stadium

## GEORGE SAUER

### 2 SEASONS, 1946-47

15-3-3, .786



## 1946 (7-2-1, 4-1) BIG SIX: T-1ST

Captain: Ray Evans

Sept. 21	TCU (Nt.) (at K.C.)	T	0-0
Sept. 27	at Denver (Nt.)	W	21-13
Oct. 5	WICHITA	W	14-7
Oct. 12	at Iowa State	W	24-8
Oct. 19	NEBRASKA (HC)	L	14-16
Oct. 26	at Tulsa	L	0-56
Nov. 2	OKLAHOMA STATE	W	14-13
Nov. 9	OKLAHOMA (16)	W	16-13
Nov. 16	at Kansas State	W	34-0
Nov. 28	at Missouri	W	20-19

## 1947 (8-1-2, 4-0-1) BIG SIX: T-1ST

Captains: Otto Schnellbacher, Don Fambrough

Final Ranking: 12th (AP)

Sept. 20	vs. TCU (Nt.) (at K.C.)	T	0-0
Sept. 26	at Denver (Nt.)	W	9-0
Oct. 4	IOWA STATE	W	27-7
Oct. 11	SOUTH DAKOTA STATE	W	86-6
Oct. 18	at Oklahoma	T	13-13
Nov. 1	*KANSAS STATE	W	55-0
Nov. 8	at Nebraska	W	13-7
Nov. 15	at Oklahoma State	W	13-7
Nov. 22	(17) MISSOURI (HC)	W	20-14
Nov. 29	(13) at Arizona (Nt.)	W	54-28
Jan. 1	#(13) vs. Georgia Tech (10)	L	14-20

(Orange Bowl at Miami, Fla.)

\*Largest conference victory in school history

#First bowl game

## J.V. SIKES

### 6 SEASONS, 1948-53

35-25, .583



## BIG SEVEN CONFERENCE

1948-56

## 1948 (7-3, 4-2) BIG SEVEN: 3RD

Captains: Hugh Johnson, Frank Pattee

Sept. 18	TCU	L	13-14	26,000
Sept. 24	at Denver (Nt.)	W	40-0	25,070
Oct. 2	#COLORADO	W	40-7	21,000
Oct. 9	*at Iowa State	W	20-7	11,959
Oct. 15	at George Washington (Nt.)	W	12-0	13,814
Oct. 23	NEBRASKA (HC)	W	27-7	36,500
Oct. 30	OKLAHOMA STATE	W	13-7	23,957
Nov. 13	at Kansas State	W	20-14	18,000
Nov. 20	OKLAHOMA (8)	L	7-60	39,000
Nov. 25	at Missouri	L	7-21	32,000

#First Big Seven Conference game

\*500th game in school history

## 1949 (5-5, 2-4) BIG SEVEN: 5TH

Captains: Forrest Griffith, Dick Tomlinson

Sept. 17	TCU	L	0-28	32,000
Sept. 24	at Colorado	L	12-13	22,095
Oct. 1	IOWA STATE	L	6-19	20,000
Oct. 8	GEORGE WASHINGTON	W	21-14	18,000
Oct. 15	at Oklahoma	L	26-48	37,000
Oct. 22	at Oklahoma State	W	55-14	26,000
Oct. 29	KANSAS STATE	W	38-0	33,500
Nov. 5	at Nebraska	W	27-13	36,500
Nov. 19	MISSOURI (HC)	L	28-34	40,500
Nov. 26	at Arizona (Nt.)	W	46-0	14,105

## 1950 (6-4, 3-3) BIG SEVEN: 4TH

Captains: John Amberg, Mike McCormack

Sept. 23	TCU	L	7-14	32,000
Sept. 29	at Denver (Nt.)	W	16-6	14,218
Oct. 7	COLORADO	W	27-21	24,000
Oct. 14	at Iowa State	W	33-21	17,392
Oct. 21	OKLAHOMA STATE	W	40-7	22,500
Oct. 28	NEBRASKA (HC)	L	26-33	39,000
Nov. 4	at Utah	W	39-26	13,000
Nov. 11	(19) OKLAHOMA (3)	L	13-33	39,000
Nov. 18	at Kansas State	W	47-7	18,000
Nov. 23	at Missouri	L	6-20	18,000

## 1951 (8-2, 4-2) BIG SEVEN: 3RD

Captains: Bill Schaake, Aubrey Linville

Final Ranking: 20th (UPI)

Sept. 22	at TCU (Nt.)	W	27-13	28,000
Sept. 29	IOWA STATE	W	53-33	25,000
Oct. 6	(20) at Colorado	L	27-35	29,367
Oct. 13	UTAH	W	26-7	20,000
Oct. 20	at Oklahoma	L	21-33	50,000
Oct. 27	KANSAS STATE	W	33-14	20,000
Nov. 3	at Nebraska	W	27-7	34,000
Nov. 10	LOYOLA (Calif.)	W	34-26	18,000
Nov. 17	at Oklahoma State	W	27-12	17,000
Dec. 1	MISSOURI (HC)	W	41-28	35,000



# YEAR-BY-YEAR RESULTS

## 1952 (7-3, 3-3) BIG SEVEN: 5TH

Captains: Charlie Hoag, Oliver Spencer

Sept. 20	*(17) TCU	W	13-0	25,000
Sept. 27	(17) SANTA CLARA	W	21-9	22,000
Oct. 4	(9) COLORADO	W	21-12	---
Oct. 11	(9) at Iowa State	W	43-0	10,101
Oct. 18	(8) OKLAHOMA (6)	L	20-42	40,000
Oct. 25	(15) at SMU	W	26-0	33,000
Nov. 1	(9) at Kansas State	W	26-6	16,500
Nov. 8	(7) NEBRASKA (HC)	L	13-14	33,500
Nov. 15	(19) OKLAHOMA STATE	W	12-7	20,000
Nov. 22	(18) at Missouri	L	19-20	26,000

\*First nationally televised game (NBC)

## 1953 (2-8, 2-4) BIG SEVEN: T-4TH

Captains: Morris Kay, Bob Hantla

Sept. 19	at TCU (Nt.)	L	0-13	26,000
Sept. 25	at UCLA (4) (Nt.)	L	7-19	43,000
Oct. 3	IOWA STATE	W	23-0	20,000
Oct. 10	at Colorado	W	27-21	24,300
Oct. 17	at Oklahoma	L	0-45	42,500
Oct. 24	SMU	L	6-14	29,000
Oct. 31	at Nebraska	L	0-9	33,000
Nov. 7	KANSAS STATE	L	0-7	25,000
Nov. 14	OKLAHOMA STATE	L	14-41	17,000
Nov. 21	MISSOURI (HC)	L	6-10	34,000

## CHUCK MATHER

4 SEASONS, 1954-57

11-26-3, .313



## 1954 (0-10, 0-6) BIG SEVEN: 7TH

Captain: Bud Bixler

Sept. 18	TCU	L	6-27	---
Sept. 25	UCLA (8)	L	7-32	22,000
Oct. 2	COLORADO	L	0-27	24,000
Oct. 9	at Iowa State	L	6-33	10,000
Oct. 16	OKLAHOMA (1)	L	0-65	29,000
Oct. 23	at SMU	L	18-36	20,000
Oct. 30	at Kansas State	L	6-28	21,000
Nov. 6	NEBRASKA (20)	L	20-41	10,000
Nov. 13	at Oklahoma State	L	12-47	10,000
Nov. 20	MISSOURI (HC)	L	18-41	29,000

## 1955 (3-6-1, 1-4-1) BIG SEVEN: T-5TH

Captains: Ralph Moody, Dick Reich

Sept. 17	at TCU (Nt.)	L	14-47	25,000
Sept. 24	WASHINGTON STATE	W	13-0	19,000
Oct. 1	at Colorado	L	0-12	22,500
Oct. 8	IOWA STATE	T	7-7	20,000
Oct. 15	at Oklahoma (3)	L	6-44	43,000
Oct. 22	SMU	L	14-33	20,000
Oct. 29	at Nebraska	L	14-19	31,000
Nov. 5	KANSAS STATE	L	0-46	26,000
Nov. 12	OKLAHOMA STATE	W	12-7	12,000
Nov. 19	MISSOURI (HC)	W	13-7	30,000

## 1956 (3-6-1, 2-4) BIG SEVEN: T-5TH

Captain: Galen Wahlmeier

Sept. 22	TCU	L	0-32	28,000
Sept. 29	COLLEGE OF PACIFIC	T	27-27	17,000
Oct. 6	COLORADO	L	25-26	20,000
Oct. 13	at Iowa State	W	25-14	10,000
Oct. 20	OKLAHOMA (1)	L	12-34	31,000
Oct. 26	at Oklahoma State	W	21-13	14,000
Nov. 3	at Kansas State	W	20-15	19,000
Nov. 10	NEBRASKA (HC)	L	20-26	28,000
Nov. 17	at UCLA	L	0-13	21,913
Dec. 1	at Missouri	L	13-15	28,002

## BIG EIGHT CONFERENCE

1957-95

## 1957 (5-4-1, 4-2) BIG EIGHT: 2ND

Captains: Lynn McCarthy, Wally Strauch, Bob Kraus

Sept. 21	at TCU (Nt.)	T	13-13	---
Sept. 28	OREGON STATE (9)	L	6-34	28,000
Oct. 5	at Colorado	W	35-34	34,000
Oct. 12	IOWA STATE	L	6-21	21,000
Oct. 19	at Oklahoma (2)	L	0-47	50,000
Oct. 25	at Miami (Fla.) (Nt.)	L	6-48	33,280
Nov. 2	at Nebraska	W	14-12	30,000
Nov. 9	KANSAS STATE	W	13-7	26,000
Nov. 16	OKLAHOMA STATE	W	13-7	12,000
Nov. 23	MISSOURI (HC)	W	9-7	32,500

## JACK MITCHELL

9 SEASONS, 1958-66

44-42-5, .511



## 1958 (4-5-1, 3-2-1) BIG EIGHT: 4TH

Captains: Homer Floyd, Bob Marshall

Sept. 20	TCU (8)	L	0-42	20,000
Sept. 27	vs. Oregon St. (Nt.) (Portland, Ore.)	L	0-12	28,115
Oct. 4	COLORADO	L	0-31	22,000
Oct. 11	at Iowa State	W	7-0	17,082
Oct. 18	OKLAHOMA (11)	L	0-43	30,000
Oct. 25	TULANE	W	14-9	17,000
Nov. 1	at Kansas State	W	21-12	19,000
Nov. 8	NEBRASKA (HC)	W	29-7	23,000
Nov. 15	at Oklahoma State	L	3-6	15,000
Nov. 22	at Missouri	T	13-13	32,000

## 1959 (5-5, 3-3) BIG EIGHT: T-3RD

Captains: John Peppercorn, Ken Fitch

Sept. 19	at TCU (7) (Nt.)	L	7-14	25,000
Sept. 26	at Syracuse	L	21-35	25,000
Oct. 3	BOSTON	W	28-7	20,000
Oct. 10	at Nebraska	W	10-3	30,000
Oct. 17	KANSAS STATE	W	33-14	27,000
Oct. 24	at Oklahoma (18)	L	6-7	51,013
Oct. 31	IOWA STATE	W	7-0	25,000
Nov. 7	at Colorado	L	14-27	26,000
Nov. 14	OKLAHOMA STATE	W	28-14	15,000
Nov. 21	MISSOURI (HC)	L	9-13	40,000

## \*1960 (7-2-1, 4-2-1) BIG EIGHT: T-3RD

Captain: Doyle Schick

Final Ranking: 11th (AP), T-9th (UPI)

Sept. 17	TCU	W	21-7	32,000
Sept. 24	(7) at Kansas State	W	41-0	18,000
Oct. 1	(5) SYRACUSE (2)	L	7-14	40,000
Oct. 8	(10) at Iowa State	W	28-14	16,277
Oct. 15	(9) OKLAHOMA	T	13-13	40,000
Oct. 22	(15) at Oklahoma State	W	14-7	30,000
Oct. 29	(19) at Iowa (1)	L	7-21	47,000
Nov. 5	(10) NEBRASKA	W	31-0	28,000
Nov. 12	(10) COLORADO (HC)	W*	34-6	33,000
Nov. 19	(11) at Missouri (1)	W*	23-7	43,000

\*Later ordered to forfeit victories over Colorado and Missouri because of ineligible player

## 1961 (7-3-1, 5-2) BIG EIGHT: 3RD

Captains: Curtis McClinton, John Hadl, Stan Kirschman

Final Ranking: 15th (UPI)

Sept. 23	(8) at TCU (Nt.)	L	16-17	27,000
Sept. 30	WYOMING	T	6-6	33,000
Oct. 7	at Colorado	L	19-20	42,700
Oct. 14	IOWA STATE	W	21-7	33,500
Oct. 21	at Oklahoma	W	10-0	57,000
Oct. 28	OKLAHOMA STATE	W	42-8	25,000
Nov. 4	at Nebraska	W	28-6	33,000
Nov. 11	KANSAS STATE (HC)	W	34-0	34,000
Nov. 18	at California	W	53-7	30,000
Nov. 25	(10) MISSOURI	L	7-10	40,500
Dec. 17	*vs. Rice	W	33-7	52,000

(Bluebonnet Bowl at Houston, Texas)

\*First bowl victory

## 1962 (6-3-1, 4-2-1) BIG EIGHT: 4TH

Captains: Rodger McFarland, Ken Tiger

Sept. 22	TCU	L	3-6	35,000
Sept. 29	at Boston (Nt.)	W	14-0	11,000
Oct. 6	COLORADO	W	35-8	32,000
Oct. 13	at Iowa State	W	29-8	22,000
Oct. 20	OKLAHOMA	L	7-13	38,000
Oct. 27	at Oklahoma State	W	36-17	18,000
Nov. 3	at Kansas State	W	38-0	16,000
Nov. 10	NEBRASKA (HC)	L	16-40	38,000
Nov. 17	CALIFORNIA	W	33-21	32,000
Nov. 24	at Missouri	T	3-3	46,000

## 1963 (5-5, 3-4) BIG EIGHT: T-4TH

Captains: Ken Coleman, Pete Quatrochi

Sept. 21	at TCU (Nt.)	L	6-10	26,000
Sept. 28	SYRACUSE	W	10-0	35,000
Oct. 5	at Wyoming	W	25-21	18,121
Oct. 12	IOWA STATE	L	14-17	34,000
Oct. 19	at Oklahoma (6)	L	18-21	61,826
Oct. 26	OKLAHOMA STATE	W	41-7	35,000
Nov. 2	KANSAS STATE (HC)	W	34-0	30,000
Nov. 9	#at Nebraska	L	9-23	39,844
Nov. 16	at Colorado	W	43-14	21,000
Nov. 30	MISSOURI	L	7-9	45,000

Memorial Stadium capacity increased to 44,900;

#Gale Sayers sets NCAA record with 99-yard run

## 1964 (6-4, 5-2) BIG EIGHT: 3RD

Captains: Gary Duff, Gale Sayers

Sept. 19	TCU	W	7-3	38,000
Sept. 26	at Syracuse	L	6-38	38,000
Oct. 3	WYOMING	L	14-17	38,000
Oct. 10	at Iowa State	W	42-6	20,000
Oct. 17	OKLAHOMA	W	15-14	44,000
Oct. 24	at Oklahoma State	W	14-13	36,500
Oct. 31	at Kansas State	W	7-0	21,300
Nov. 7	NEBRASKA (6) (HC)	L	7-14	45,000
Nov. 14	COLORADO	W	10-7	37,000
Nov. 21	at Missouri	L	14-34	50,000

## 1965 (2-8, 2-5) BIG EIGHT: 7TH

Captains: Greg Roth, Mike Shinn

Sept. 18	at Texas Tech	L	7-26	35,300
Sept. 25	ARIZONA	L	15-23	35,000
Oct. 2	at California	L	0-17	32,000
Oct. 9	IOWA STATE	L	7-21	38,500
Oct. 16	at Oklahoma	L	7-21	45,000
Oct. 23	OKLAHOMA STATE	W	9-0	34,000
Oct. 30	#KANSAS STATE	W	34-0	36,900
Nov. 6	at Nebraska	L	6-42	53,910
Nov. 13	at Colorado	L	14-21	21,200
Nov. 20	MISSOURI	L	20-44	44,000

Memorial Stadium capacity increased to 51,000;

#200th game in Memorial Stadium

# YEAR-BY-YEAR RESULTS

## 1966 (2-7-1, 0-6-1) BIG EIGHT: 8TH

Captains: Jerry Barnett, Bill Wohlford

Sept. 17	TEXAS TECH	L	7-23	28,165
Sept. 24	at Arizona (Nt.)	W	35-13	33,147
Oct. 1	at Minnesota	W	16-14	43,147
Oct. 8	at Iowa State	L	7-24	23,015
Oct. 15	OKLAHOMA	L	0-35	37,252
Oct. 22	at Oklahoma State	L	7-10	22,148
Oct. 29	at Kansas State	T	3-3	17,985
Nov. 5	NEBRASKA (6) (HC)	L	13-24	40,881
Nov. 12	COLORADO (16)	L	18-35	36,158
Nov. 19	at Missouri	L	0-7	52,279

## PEPPER RODGERS

4 SEASONS, 1967-70  
20-22, .476



## 1967 (5-5, 5-2) BIG EIGHT: T-2ND

Captain: Mike Sweatman

Sept. 23	at Stanford	L	20-21	21,824
Sept. 30	at Indiana	L	15-18	31,804
Oct. 7	OHIO	L	15-30	31,124
Oct. 14	NEBRASKA (8)	W	10-0	36,896
Oct. 21	at Oklahoma State	W	26-15	32,619
Oct. 28	IOWA STATE	W	28-14	36,131
Nov. 4	KANSAS STATE (HC)	W	17-16	42,435
Nov. 11	at Colorado	L	8-12	38,581
Nov. 18	at Oklahoma (7)	L	10-14	57,649
Nov. 25	MISSOURI	W	17-6	42,956

## 1968 (9-2, 6-1) BIG EIGHT: T-1ST

Captain: John Zook

Final Ranking: 7th (AP), 6th (UPI)

Sept. 21	(12) at Illinois	W	47-7	46,359
Sept. 28	(12) INDIANA	W	38-20	38,470
Oct. 5	(8) NEW MEXICO	W	68-7	41,630
Oct. 12	(6) at Nebraska (9)	W	23-13	67,119
Oct. 19	(4) OKLAHOMA STATE	W	49-19	35,621
Oct. 26	(3) at Iowa State	W	46-25	26,256
Nov. 2	(3) COLORADO (HC)	W	27-14	43,442
Nov. 9	(3) OKLAHOMA	L	23-27	50,658
Nov. 16	(7) at Kansas State	W	38-29	35,937
Nov. 23	(7) MISSOURI (13)	W	21-19	61,013
Jan. 1	(6) vs. Penn State (3) (Nt.)	L	14-15	77,719
(Orange Bowl at Miami, Fla.)				

## 1969 (1-9, 0-7) BIG EIGHT: 8TH

Captain: Emery Hicks

Sept. 20	at Texas Tech (Nt.)	L	22-28	43,201
Sept. 27	SYRACUSE	W	13-0	42,230
Oct. 4	at New Mexico (Nt.)	L	7-16	13,338
Oct. 11	KANSAS STATE	L	22-26	48,285
Oct. 18	at Nebraska	L	17-21	63,223
Oct. 25	at Iowa State	L	20-44	25,806
Nov. 1	OKLAHOMA STATE	L	25-28	33,927
Nov. 8	COLORADO (HC)	L	14-17	37,893
Nov. 15	at Oklahoma	L	15-31	54,752
Nov. 22	MISSOURI (7)	L	21-69	48,474

## 1970 (5-6, 2-5) BIG EIGHT: 6TH

Captain: Larry Brown

Sept. 12	*WASHINGTON STATE	W	48-31	31,971
Sept. 19	TEXAS TECH	L	0-23	36,355
Sept. 26	at Syracuse	W	31-14	20,643
Oct. 3	NEW MEXICO	W	4-23	39,094
Oct. 10	at Kansas State	W	21-15	41,070
Oct. 17	NEBRASKA (5)	L	20-41	46,500
Oct. 24	IOWA STATE (HC)	W	24-10	35,837
Oct. 31	at Oklahoma State	L	7-19	33,488
Nov. 7	at Colorado	L	29-45	38,445
Nov. 14	OKLAHOMA	L	24-28	36,820
Nov. 21	at Missouri	L	17-28	57,521

\*KU's first home game on artificial turf

## DON FAMBROUGH

8 SEASONS

1971-74: 19-25-1, .433

1979-82: 17-24-4, .422

Total: 36-49-5, .428



## 1971 (4-7, 2-5) BIG EIGHT: T-6TH

Captains: Kenny Page, Bob Childs

Sept. 11	WASHINGTON STATE	W	34-0	33,195
Sept. 18	BAYLOR	W	22-0	36,362
Sept. 25	at Florida State (Nt.)	L	7-30	34,784
Oct. 2	at Minnesota	L	20-38	29,093
Oct. 9	KANSAS STATE (HC)	W	39-13	51,151
Oct. 16	at Nebraska (1)	L	0-55	65,542
Oct. 23	at Iowa State	L	24-40	31,459
Oct. 30	OKLAHOMA STATE	L	10-17	38,813
Nov. 6	COLORADO (13)	L	14-35	35,299
Nov. 13	at Oklahoma (2)	L	10-56	54,347
Nov. 20	MISSOURI	W	7-2	43,464

## 1972 (4-7, 3-4) BIG EIGHT: 6TH

Captains: Don Perkins, Pat Ryan

Sept. 9	WASHINGTON STATE	L	17-18	31,370
Sept. 23	WYOMING	W	52-14	40,108
Sept. 30	FLORIDA STATE (16)	L	22-44	36,626
Oct. 7	at Minnesota	W	38-34	31,505
Oct. 14	at Kansas State	L	19-20	39,947
Oct. 21	NEBRASKA (5)	L	0-56	50,523
Oct. 28	IOWA STATE (15) (HC)	L	8-34	33,710
Nov. 4	at Oklahoma State	W	13-10	31,164
Nov. 11	at Colorado (16)	L	8-33	50,151
Nov. 18	OKLAHOMA (4)	L	7-31	37,356
Nov. 25	at Missouri	W	28-17	44,428

## 1973 (7-4-1, 4-2-1) BIG EIGHT: T-2ND

Captains: Don Goode, John Bryant

Final Ranking: 18th (AP), T-15th (UPI)

Sept. 15	WASHINGTON STATE	W	29-8	39,687
Sept. 22	at Florida State	W	28-0	19,934
Sept. 29	MINNESOTA	W	34-19	30,205
Oct. 6	at Tennessee (9)	L	27-28	42,842
Oct. 13	(19) KANSAS STATE (HC)	W	25-18	51,574
Oct. 20	(18) at Nebraska (11)	L	9-10	76,322
Oct. 27	(17) at Iowa State	W	22-20	33,440
Nov. 3	(18) OKLAHOMA STATE	T	10-10	37,226
Nov. 10	(18) COLORADO	W	17-15	31,717
Nov. 17	(20) at Oklahoma (5)	L	20-48	64,122
Nov. 24	(17) MISSOURI (19)	W	14-13	44,062
Dec. 17	(19) vs. NC State (16) (Nt.)	L	18-31	50,011
(Liberty Bowl at Memphis, Tenn.)				

## 1974 (4-7, 1-6) BIG EIGHT: 8TH

Captains: Robert Miller, Steve Towle

Sept. 14	at Washington State (Nt.)	W	14-7	30,142
Sept. 21	at Tennessee (17) (Nt.)	L	3-17	72,178
Sept. 28	FLORIDA STATE	W	40-9	33,664
Oct. 5	TEXAS A&M (5)	W	28-10	32,953
Oct. 12	(19) at Kansas State	W	20-13	44,899
Oct. 19	(13) NEBRASKA (12)	L	0-56	50,523
Oct. 26	IOWA STATE (HC)	L	6-22	31,134
Nov. 2	at Oklahoma State	L	13-24	42,490
Nov. 9	at Colorado	L	16-17	47,701
Nov. 16	OKLAHOMA (1)	L	14-45	43,974
Nov. 23	at Missouri	L	3-27	55,159

## BUD MOORE

4 SEASONS, 1975-78  
17-27-1, .389



## 1975 (7-5, 4-3) BIG EIGHT: 4TH

Captains: Rick Kovatch, John Morgan, Steve Taylor

Sept. 13	WASHINGTON STATE	L	14-18	33,378
Sept. 20	at Kentucky	W	14-10	56,467
Sept. 27	OREGON STATE	W	20-0	38,716
Oct. 4	at Wisconsin	W	41-7	74,160
Oct. 11	at Nebraska (4)	L	0-16	74,426
Oct. 18	at Iowa State	W	21-10	41,853
Oct. 25	OKLAHOMA STATE (HC)	L	19-35	35,727
Nov. 1	KANSAS STATE	W	28-0	50,538
Nov. 8	at Oklahoma (12)	W	23-3	70,922
Nov. 15	(17) COLORADO (10)	L	21-24	30,888
Nov. 22	MISSOURI (18)	W	42-24	46,851
Dec. 26	(19) vs. Pittsburgh	L	19-33	30,272
(Sun Bowl at El Paso, Texas)				

## 1976 (6-5, 2-5) BIG EIGHT: 8TH

Captains: Nolan Cromwell, Chris Golub

Sept. 4	(19) at Oregon State (Nt.)	W	28-16	29,952
Sept. 11	WASHINGTON STATE	W	35-16	31,121
Sept. 18	(13) KENTUCKY	W	37-16	42,615
Oct. 2	(9) WISCONSIN	W	34-24	39,033
Oct. 9	(8) at Oklahoma State	L	14-21	33,141
Oct. 16	(15) OKLAHOMA (6) (HC)	L	10-28	49,085
Oct. 23	at Kansas State	W	24-14	41,459
Oct. 30	NEBRASKA (9)	L	3-31	47,327
Nov. 6	IOWA STATE	L	17-31	33,432
Nov. 13	at Colorado (19)	L	17-40	47,668
Nov. 20	at Missouri (19)	W	41-14	62,599

## 1977 (3-7-1, 2-4-1) BIG EIGHT: 6TH

Captains: Tom Fitch, Tom Dinkel, John Masacarello

Sept. 10	at Texas A&M (9)	L	14-28	53,585
Sept. 17	at UCLA (14) (Nt.)	L	7-17	39,832
Sept. 24	WASHINGTON STATE (15)	W	14-12	40,763
Oct. 1	at Oklahoma (1)	L	9-42	72,331
Oct. 8	at Miami (Fla.) (Nt.)	L	7-14	29,010
Oct. 15	COLORADO (3) (HC)	T	17-17	34,725
Oct. 22	OKLAHOMA STATE	L	0-21	38,326
Oct. 29	at Iowa State	L	3-41	47,811
Nov. 5	KANSAS STATE	W	29-21	47,858
Nov. 12	at Nebraska (12)	L	7-52	74,565
Nov. 19	MISSOURI	W	24-22	43,148



# YEAR-BY-YEAR RESULTS

## 1978 (1-10, 0-7) BIG EIGHT: 8TH

Captains: Mike Wellman, Franklin King

Sept. 9	TEXAS A&M (13)	L	10-37	30,698
Sept. 16	at Washington (18)	L	2-31	49,450
Sept. 23	UCLA (8)	W	28-24	35,362
Sept. 30	MIAMI (Fla.)	L	6-38	36,372
Oct. 7	at Colorado (13)	L	7-17	46,345
Oct. 14	OKLAHOMA (1)	L	16-17	40,450
Oct. 21	at Oklahoma State	L	7-21	35,336
Oct. 28	IOWA STATE (HC)	L	7-13	32,768
Nov. 4	NEBRASKA (4)	L	21-63	50,463
Nov. 11	at Missouri	L	0-48	64,453
Nov. 18	at Kansas State	L	20-36	42,814

## DON FAMBROUGH

8 SEASONS

1971-74: 19-25-1, .433

1979-82: 17-24-4, .422

Total: 36-49-5, .428



## 1982 (2-7-2, 1-5-1) BIG EIGHT: 7TH

Captains: Tim Friess, Russ Bastin, Gary Coleman, Paul Fairchild

Sept. 11	WICHITA STATE	L	10-13	41,500
Sept. 18	TCU	W	30-19	30,500
Sept. 25	at Kentucky	T	13-13	55,320
Oct. 2	TULSA	L	15-29	35,552
Oct. 9	at Oklahoma State	T	24-24	43,400
Oct. 16	OKLAHOMA	L	14-38	36,230
Oct. 23	at Kansas State (Nt.)	L	7-36	45,595
Oct. 30	NEBRASKA (6)	L	0-52	50,172
Nov. 6	IOWA STATE (HC)	W	24-17	26,796
Nov. 13	at Colorado	L	3-28	35,114
Nov. 20	at Missouri	L	10-16	49,041

## MIKE GOTTFRIED

3 SEASONS, 1983-85

15-18-1, .456



## 1979 (3-8, 2-5) BIG EIGHT: 7TH

Captains: Brian Bethke, Mike Gay, Monty Carbonell

Sept. 15	at Pittsburgh (16)	L	0-24	34,893
Sept. 22	at Michigan (11)	L	7-28	100,228
Sept. 29	NORTH TEXAS	W	37-18	36,688
Oct. 6	SYRACUSE	L	27-45	31,296
Oct. 13	at Nebraska (5)	L	0-42	74,341
Oct. 20	at Iowa State	W	24-7	47,064
Oct. 27	OKLAHOMA STATE (HC)	L	17-30	29,671
Nov. 3	KANSAS STATE	W	36-28	48,627
Nov. 10	at Oklahoma (6)	L	0-38	71,822
Nov. 17	COLORADO	L	17-31	25,572
Nov. 22	MISSOURI	L	7-55	34,599

## 1980 (4-5-2, 3-3-1) BIG EIGHT: 4TH

Captains: Harry Sydney, Frank Wattlele

Sept. 13	at Oregon	T	7-7	27,750
Sept. 20	PITTSBURGH (5)	L	3-18	42,300
Sept. 27	LOUISVILLE	L	9-17	32,800
Oct. 4	at Syracuse	W	23-8	43,126
Oct. 11	NEBRASKA (10)	L	0-54	50,268
Oct. 18	IOWA STATE (19) (HC)	W	28-17	30,000
Oct. 25	at Oklahoma State	T	14-14	41,000
Nov. 1	at Kansas State	W	20-18	43,276
Nov. 8	OKLAHOMA (11)	L	19-21	40,150
Nov. 15	at Colorado	W	42-3	37,291
Nov. 22	at Missouri	L	6-31	64,356

## 1981 (8-4, 4-3) BIG EIGHT: 4TH

Captains: David Lawrence, Greg Smith

Sept. 5	at Tulsa (Nt.)	W	15-11	36,824
Sept. 12	OREGON	W	19-10	39,840
Sept. 19	KENTUCKY	W	21-16	40,200
Oct. 3	ARKANSAS STATE	W	17-16	32,100
Oct. 10	OKLAHOMA STATE (HC)	L	7-20	39,810
Oct. 17	at Oklahoma	L	7-45	74,807
Oct. 24	KANSAS STATE	W	17-14	51,600
Oct. 31	at Nebraska (12)	L	15-31	76,208
Nov. 7	at Iowa State	W	24-11	49,720
Nov. 14	COLORADO	W	27-0	31,500
Nov. 21	MISSOURI	W	19-11	47,500
Dec. 31	vs. Mississippi State	L	0-10	41,000

(Hall of Fame Bowl at Birmingham, Ala.)

## 1983 (4-6-1, 2-5) BIG EIGHT: 7TH

Captains: Mike Arbanas, Paul Fairchild, Frank Seurer, E.J. Jones, Eddie Simmons

Sept. 3	NORTHERN ILLINOIS	L	34-37	26,000
Sept. 10	at TCU (Nt.)	T	16-16	27,244
Sept. 17	WICHITA STATE	W	57-6	36,500
Sept. 24	at USC (10)	W	26-20	49,255
Oct. 8	at Iowa State	L	35-38	48,125
Oct. 15	KANSAS STATE	W	31-3	49,300
Oct. 22	*OKLAHOMA STATE	L	10-27	31,300
Oct. 29	at Oklahoma (14)	L	14-45	75,008
Nov. 5	COLORADO	L	23-34	28,600
Nov. 12	at Nebraska (1)	L	13-67	76,503
Nov. 19	MISSOURI (19) (HC)	W	37-27	38,400

\*300th game in Memorial Stadium

## 1984 (5-6, 4-3) BIG EIGHT: 4TH

Captains: Sylvester Byrd, Willie Pless, Bennie Simecka

Sept. 8	WICHITA STATE	W	31-7	33,200
Sept. 15	FLORIDA STATE (18)	L	16-42	38,600
Sept. 22	at Vanderbilt	L	6-41	41,065
Sept. 29	at North Carolina	L	17-23	45,000
Oct. 6	IOWA STATE	W	33-14	31,500
Oct. 13	at Kansas State	L	7-24	42,250
Oct. 20	at Oklahoma State (12)	L	10-47	44,000
Oct. 27	OKLAHOMA (2) (HC)	W	28-11	29,500
Nov. 3	at Colorado	W	28-27	33,166
Nov. 10	NEBRASKA (2)	L	7-41	50,653
Nov. 17	at Missouri	W	35-21	41,027

## 1985 (6-6, 2-5) BIG EIGHT: 6TH

Captains: Sylvester Byrd, Skip Peete, Willie Pless, Mike Norseth

Aug. 31	at Hawaii (Nt.)	W	33-27	46,626
Sept. 14	VANDERBILT	W	42-16	39,000
Sept. 21	INDIANA STATE	W	37-10	38,500
Sept. 28	at Florida State (4) (Nt.)	L	20-24	57,135
Oct. 5	EASTERN ILLINOIS	W	44-20	37,500
Oct. 12	at Iowa State	L	21-22	43,117
Oct. 19	KANSAS STATE	W	38-7	40,000
Oct. 26	OKLAHOMA STATE (12)	L	10-17	35,200
Nov. 2	at Oklahoma (9)	L	6-48	75,008
Nov. 9	COLORADO (HC)	L	3-14	25,000
Nov. 16	at Nebraska (2)	L	6-56	75,863
Nov. 23	MISSOURI	W	34-20	22,000

## BOB VALESENTE

2 SEASONS, 1986-87  
4-17-1, .205



## 1986 (3-8, 0-7) BIG EIGHT: 8TH

Captains: Phil Forte, Mike Orth, Paul Oswald, Wayne Ziegler, John Randolph

Sept. 13	NORTH CAROLINA	L	0-20	40,200
Sept. 20	UTAH STATE	W	16-13	36,300
Sept. 27	INDIANA STATE	W	20-6	32,400
Oct. 4	SOUTHERN ILLINOIS	W	35-23	22,500
Oct. 11	IOWA STATE (HC)	L	10-13	20,500
Oct. 18	at Kansas State	L	12-29	38,320
Oct. 25	at Oklahoma State (Nt.)	L	6-24	46,400
Nov. 1	OKLAHOMA (4)	L	3-64	38,500
Nov. 8	at Colorado	L	10-17	37,056
Nov. 15	NEBRASKA (6)	L	0-70	48,800
Nov. 22	at Missouri	L	0-48	33,553

## 1987 (1-9-1, 0-6-1) BIG EIGHT: 7TH

Captain: Game-by-Game Selection

Sept. 12	at Auburn (4) (Nt.)	L	0-49	65,711
Sept. 19	KENT STATE	L	17-31	33,700
Sept. 26	LOUISIANA TECH	L	11-16	23,000
Oct. 3	SOUTHERN ILLINOIS	W	16-15	20,500
Oct. 10	at Nebraska (2)	L	2-54	76,053
Oct. 17	at Colorado	L	10-35	43,514
Oct. 24	IOWA STATE (HC)	L	28-42	28,300
Oct. 31	OKLAHOMA (1)	L	10-71	23,500
Nov. 7	at Kansas State	T	17-17	37,600
Nov. 14	OKLAHOMA STATE	L	17-49	18,200
Nov. 21	at Missouri	L	7-19	32,202

## GLEN MASON

9 SEASONS, 1988-96  
47-54-1, .466



## 1988 (1-10, 1-6) BIG EIGHT: 7TH

Captains: Curtis Moore, Peda Samuel, Arnold Snell

Sept. 10	BAYLOR	L	14-27	43,200
Sept. 17	at Auburn (6) (Nt.)	L	7-56	55,700
Sept. 24	at California	L	21-52	34,000
Oct. 1	NEW MEXICO STATE	L	29-42	33,500
Oct. 8	NEBRASKA (9)	L	10-63	32,500
Oct. 15	COLORADO (HC)	L	9-21	22,500
Oct. 22	at Iowa State	L	14-42	43,180
Oct. 29	at Oklahoma (8)	L	14-63	74,004
Nov. 5	KANSAS STATE	W	30-12	35,000
Nov. 12	at Oklahoma State (14)	L	24-63	40,100
Nov. 19	MISSOURI	L	17-55	25,000

## 1989 (4-7, 2-5) BIG EIGHT: 6TH

Captains: John Barker, Mark Koncz

Sept. 2	MONTANA STATE	W	41-17	37,500
Sept. 9	LOUISVILLE	L	28-33	37,200
Sept. 16	KENT STATE	W	28-21	41,000
Sept. 23	at Baylor (Nt.)	L	3-46	26,765
Sept. 30	OKLAHOMA (16)	L	6-45	44,500
Oct. 7	IOWA STATE (HC)	L	20-24	31,500
Oct. 21	at Colorado (3)	L	17-49	50,057
Oct. 28	at Kansas State	W	21-16	35,652
Nov. 4	OKLAHOMA STATE	L	24-37	28,500
Nov. 11	at Nebraska (6)	L	14-51	76,232
Nov. 18	at Missouri	W	46-44	33,981

# YEAR-BY-YEAR RESULTS

## 1990 (3-7-1, 2-4-1) BIG EIGHT: T-4TH

Captains: Chip Budde, Curtis Moore

Sept. 1	VIRGINIA (15)	L	10-59	35,000
Sept. 8	OREGON STATE	W	38-12	28,500
Sept. 15	at Louisville	L	16-28	35,848
Sept. 29	at Oklahoma (9)	L	17-31	70,095
Oct. 6	at Iowa State	T	34-34	54,211
Oct. 13	at Miami (3)	L	0-34	54,211
Oct. 20	COLORADO (14)	L	10-41	40,000
Oct. 27	KANSAS STATE (HC)	W	27-24	45,000
Nov. 3	at Oklahoma State	W	31-30	30,100
Nov. 10	NEBRASKA (13)	L	9-41	36,000
Nov. 17	MISSOURI	L	21-41	30,000

## 1991 (6-5, 3-4) BIG EIGHT: 5TH

Captains: Scott Imwalke, Roger Robben, Doug Terry

Sept. 7	at Toledo (Nt.)	W	30-7	24,010
Sept. 14	TULSA	W	23-17	35,000
Sept. 21	NEW MEXICO STATE	W	54-14	34,000
Oct. 5	at Virginia	L	19-31	40,200
Oct. 12	at Kansas State	L	12-16	48,856
Oct. 19	IOWA STATE (HC)	W	41-0	37,000
Oct. 26	at Oklahoma (21)	L	3-41	68,128
Nov. 2	at Oklahoma State	W	31-0	18,000
Nov. 9	NEBRASKA (11)	L	23-59	40,000
Nov. 16	COLORADO (16)	L	24-30	40,863
Nov. 23	*MISSOURI	W	53-29	28,000

\*Tony Sands sets NCAA game rushing record with 396 yards

## 1992 (8-4, 4-3) BIG EIGHT: 3RD

Captains: Hassan Bailey, Monte Cozzens, Matt Gay, Dana Stubblefield

Final Ranking: 22nd (AP), 22nd (UPI), 23rd (CNN/USA Today Coaches)

Sept. 5	at Oregon State	W	49-7	28,591
Sept. 12	BALL STATE	W	62-10	38,500
Sept. 19	at Tulsa	W	40-7	38,986
Sept. 24	(24) CALIFORNIA (Nt.)	L	23-27	44,500
Oct. 10	KANSAS STATE	W	31-7	48,604
Oct. 17	(25) at Iowa State	W	50-47	39,331
Oct. 24	(22) OKLAHOMA (HC)	W	27-10	43,500
Nov. 2	(18) OKLAHOMA STATE	W	26-18	31,500
Nov. 9	(13) at Nebraska (7) (Nt.)	L	7-49	76,287
Nov. 16	(20) COLORADO (18)	L	18-25	43,000
Nov. 23	(22) at Missouri	L	17-22	30,845
Dec. 25	(22) vs. Brigham Young (25)	W	23-20	42,933

(Aloha Bowl at Honolulu, Hawaii\*)

## 1993 (5-7, 3-4) BIG EIGHT: 5TH

Captains: John Jones, Guy Howard, Dan Schmidt, Chris Maumalanga

Aug. 28	vs. Florida State (1)	L	0-42	51,734
---------	-----------------------	---	------	--------

(Kickoff Classic at East Rutherford, N.J.)

Sept. 4	WESTERN CAROLINA	W	46-3	31,500
Sept. 11	at Michigan State	L	14-31	53,797
Sept. 18	UTAH	L	16-41	34,000
Oct. 2	COLORADO STATE	W	24-6	37,500
Oct. 9	at Kansas State	L	9-10	44,165
Oct. 16	IOWA STATE	W	35-20	28,500
Oct. 23	at Oklahoma (14)	L	25-38	60,441
Oct. 30	at Oklahoma State	W	13-6	30,163
Nov. 6	NEBRASKA (1)	L	20-21	47,500
Nov. 13	at Colorado (18)	L	14-38	40,044
Nov. 20	MISSOURI	W	28-10	31,500

## 1994 (6-5, 3-4) BIG EIGHT: 5TH

Captains: John Jones, Gerald McBurrows

Sept. 1	at Houston (Nt.)	W	35-13	18,150
Sept. 10	MICHIGAN STATE (Nt.)	W	17-10	48,100
Sept. 17	at TCU (Nt.)	L	21-31	37,313
Sept. 24	UAB	W	72-0	35,000
Oct. 6	KANSAS STATE (19) (Nt.)	L	13-21	48,800
Oct. 15	at Iowa State	W	41-23	32,563
Oct. 22	OKLAHOMA	L	17-20	42,500
Oct. 29	OKLAHOMA STATE (HC)	W	24-14	31,000
Nov. 5	at Nebraska (1)	L	17-45	75,543
Nov. 12	COLORADO (7)	L	26-51	35,000
Nov. 19	at Missouri	W	41-31	35,648

## 1995 (10-2, 5-2) BIG EIGHT: T-2ND

Captains: Mark Williams, Keith Rodgers, Ashaundai Smith

Final Ranking: 9th (AP), 10th (CNN/USA Today Coaches)

Sept. 2	*CINCINNATI	W	23-18	26,500
Sept. 9	vs. North Texas	W	27-10	20,211

(Texas Stadium at Irving, Texas)

Sept. 14	TCU	W	38-20	34,000
Sept. 23	HOUSTON (Nt.)	W	20-13	37,500
Oct. 7	(24) at Colorado (4)	W	40-24	52,330
Oct. 14	(10) IOWA STATE (HC)	W	34-7	43,000
Oct. 21	(7) at Oklahoma (15) (Nt.)	W	38-17	74,639
Oct. 28	(6) at Kansas State (14)	L	7-41	44,284
Nov. 4	(11) MISSOURI	W	42-23	46,300
Nov. 11	(10) NEBRASKA (1)	L	3-41	50,300
Nov. 18	(15) at Oklahoma State	W	22-17	36,600
Dec. 25	(11) vs. UCLA (25)	W	51-30	41,112

(Aloha Bowl at Honolulu, Hawaii\*)

\*1,000th game in school history

## BIG 12 CONFERENCE

### 1996-PRESENT

## 1996 (4-7, 2-6) BIG 12 NORTH: 5TH

Captains: Ronnie Ward, Mark Sanders

Aug. 29	(25) BALL STATE (Nt.)	W	35-10	36,200
Sept. 14	(24) at TCU (Nt.)	W	52-17	37,512
Sept. 28	(20) at Utah (Nt.)	L	42-45	32,519
Oct. 5	*at Oklahoma	W	52-24	64,333
Oct. 12	TEXAS TECH	L	7-30	46,500
Oct. 19	COLORADO (9) (HC)	L	7-20	48,500
Oct. 26	at Nebraska (5)	L	7-63	75,158
Nov. 2	at Iowa State	W	34-31	37,850
Nov. 9	KANSAS STATE (13)	L	12-38	48,800
Nov. 16	TEXAS	L	17-38	30,500
Nov. 23	at Missouri	L	25-42	36,821

\*First Big 12 Conference victory

## TERRY ALLEN

5 SEASONS, 1997-2001  
20-33, .379

## 1997 (5-6, 3-5) BIG 12 NORTH: 5TH

Captains: Tony Blevins, Jason Thoren, Matt Johnner, Eric Vann, Ron Warner

Aug. 28	UAB (Nt.)	W	24-0	32,100
Sept. 6	TCU	W	17-10	35,000
Sept. 13	*MISSOURI	W	15-7	38,000
Sept. 20	at Cincinnati (Nt.)	L	7-34	17,636
Oct. 4	OKLAHOMA	W	20-17	43,500
Oct. 11	at Texas Tech (Nt.)	L	7-17	43,012
Oct. 18	at Colorado	L	6-42	52,097
Oct. 25	NEBRASKA (1) (Nt.)	L	0-35	42,000
Nov. 1	IOWA STATE (HC)	W	34-24	43,000
Nov. 8	at Kansas State (11)	L	16-48	43,832
Nov. 15	at Texas	L	31-45	68,097

\*500th win in school history



## 1998 (4-7, 1-7) BIG 12 NORTH: 5TH

Captains: Zac Wegner, Michael Allen, Justin Glasgow, Patrick Brown

Sept. 5	OKLAHOMA STATE	L	28-38	32,500
Sept. 12	at Missouri (25)	L	23-41	59,720
Sept. 19	ILLINOIS STATE (Nt.)	W	63-21	31,100
Sept. 26	*at UAB (Nt.) (40T)	W	39-37	30,543
Oct. 3	TEXAS A&M (18)	L	21-24	36,000
Oct. 10	at Baylor	L	24-31	31,271
Oct. 17	at Nebraska (8) (Nt.)	L	0-41	76,174
Oct. 24	COLORADO (17) (HC) (Nt.)	W	33-17	31,600
Oct. 31	KANSAS STATE (4)	L	6-54	43,000
Nov. 7	NORTH TEXAS	W	23-14	20,000
Nov. 21	at Iowa State	L	20-23	26,029

\*Four-overtime game tied NCAA record

## 1999 (5-7, 3-5) BIG 12 NORTH: T-4TH

Captains: Zac Wegner, Tim Bowers, John Williams, Michael Chandler

Aug. 28	at Notre Dame	L	13-48	80,012
Sept. 11	CS-NORTHBRIDGE (Nt.)	W	71-14	33,300
Sept. 18	at Colorado	L	17-51	47,783
Sept. 25	SAN DIEGO STATE (Nt.)	L	13-41	34,500
Oct. 2	SMU (HC)	W	27-9	24,700
Oct. 9	at Kansas State	L	9-50	52,254
Oct. 16	at Texas A&M (13)	L	17-34	70,232
Oct. 23	MISSOURI	W	21-0	42,300
Oct. 30	NEBRASKA (8)	L	17-24	45,100
Nov. 6	BAYLOR	W	45-10	28,600
Nov. 13	at Oklahoma State	L	13-45	39,562
Nov. 20	IOWA STATE	W	31-28	27,000

## 2000 (4-7, 2-6) BIG 12 NORTH: 5TH

Captains: Zac Wegner, Carl Nesmith, Moran Norris, Dylon Smith, John Oddonetto

Sept. 2	at SMU (Nt.)	L	17-31	32,267
Sept. 16	UAB (Nt.)	W	23-20	28,500
Sept. 23	SOUTHERN ILLINOIS (Nt.)	W	42-0	30,500
Sept. 30	at Oklahoma (14)	L	16-34	74,811
Oct. 7	KANSAS STATE (4)	L	13-52	48,500
Oct. 14	at Missouri	W	38-17	61,794
Oct. 21	COLORADO (HC)	W	23-15	32,600
Oct. 28	TEXAS TECH	L	39-45	26,000
Nov. 4	at Nebraska (6)	L	17-56	78,096
Nov. 11	TEXAS (19)	L	16-51	27,200
Nov. 18	at Iowa State	L	17-38	36,725

## 2001 (3-8, 1-7) BIG 12 NORTH: 6TH

Captains: Nate Dwyer, Harrison Hill, Marcus Rogers, Brandon Wier, Roger Ross, Justin Hartwig, Termaine Fulton

Sept. 1	MISSOURI STATE (Nt.)	W	24-10	37,500
Sept. 8	UCLA (14)	L	17-41	43,500
Sept. 22	at Colorado	L	16-27	47,495
Oct. 6	at Texas Tech (Nt.) (OT)	W	34-31	45,343
Oct. 13	OKLAHOMA (3) (HC) (Nt.)	L	10-38	48,700
Oct. 20	MISSOURI	L	34-38	38,500
Oct. 27	at Kansas State	L	6-40	50,101
Nov. 3	NEBRASKA (2) (Nt.)	L	7-51	50,750
*Nov. 10	at Texas (5)	L	0-59	83,111
*Nov. 17	IOWA STATE	L	7-49	33,500
*Nov. 24	WYOMING	W	27-14	24,000

\*Tom Hayes took over as head coach for final three games



# YEAR-BY-YEAR RESULTS

## MARK MANGINO

8 SEASONS, 2002-09  
50-48, .510



### 2002 (2-10, 0-8) BIG 12 NORTH: 6TH

Captains: Greg Cole, Leo Etienne, Justin Sands

Aug. 31	at Iowa State	L	3-45	40,026
Sept. 7	at UNLV (Nt.)	L	20-31	25,109
Sept. 14	MISSOURI STATE (Nt.)	W	44-24	40,500
Sept. 21	BOWLING GREEN (Nt.)	L	16-39	37,000
Sept. 28	at Tulsa (Nt.)	W	43-33	17,893
Oct. 5	at Baylor	L	32-35	22,103
Oct. 12	COLORADO (HC)	L	29-53	34,500
Oct. 19	TEXAS A&M	L	22-47	34,000
Oct. 26	at Missouri	L	12-36	60,247
Nov. 2	KANSAS STATE (14)	L	0-64	43,000
Nov. 9	at Nebraska	L	7-45	77,351
Nov. 16	OKLAHOMA STATE	L	20-55	27,500

### 2003 (6-7, 3-5) BIG 12 NORTH: T-4TH

Captains: Adrian Jones, Zach Dyer, Bill Whittemore, Banks Floodman, Travis Watkins

Aug. 30	NORTHWESTERN (Nt.)	L	20-28	27,775
Sept. 6	UNLV (Nt.)	W	46-24	33,980
Sept. 13	at Wyoming	W	42-35	18,329
Sept. 20	JACKSONVILLE ST. (Nt.)	W	41-6	34,712
Sept. 27	MISSOURI (23)	W	35-14	50,071
Oct. 11	at Colorado (OT)	L	47-50	50,477
Oct. 18	BAYLOR (HC)	W	28-21	40,088
Oct. 25	at Kansas State	L	6-42	51,614
Nov. 1	at Texas A&M	L	33-45	68,487
Nov. 8	NEBRASKA (19)	L	3-24	50,107
Nov. 15	at Oklahoma State	L	21-44	40,850
Nov. 22	IOWA STATE	W	36-7	34,518
Dec. 22	vs. North Carolina State	L	26-56	26,482

(Mazda Tangerine Bowl at Orlando, Fla.)

### 2004 (4-7, 2-6) BIG 12 NORTH: T-5TH

Captains: Travis Watkins, Joe Vaughn, Brandon Rideau, Banks Floodman, David McMillan

Sept. 4	TULSA (Nt.)	W	21-3	40,646
Sept. 11	TOLEDO (Nt.)	W	63-14	41,251
Sept. 18	at Northwestern	L	17-20	24,817
Sept. 25	TEXAS TECH	L	30-31	37,422
Oct. 2	at Nebraska (Nt.)	L	8-14	77,637
Oct. 9	KANSAS STATE (HC) (Nt.)	W	31-28	50,152
Oct. 23	at Oklahoma (2)	L	10-41	84,520
Oct. 30	at Iowa State	L	7-13	36,384
Nov. 6	COLORADO	L	21-30	38,214
Nov. 13	TEXAS (6)	L	23-27	38,714
Nov. 20	at Missouri	W	31-14	53,480

### 2005 (7-5, 3-5) BIG 12 NORTH: 5TH

Captains: Banks Floodman, Charles Gordon, Kevin Kane, David Ochoa, Nick Reid

Sept. 3	FLORIDA ATLANTIC (Nt.)	W	30-19	40,930
Sept. 10	APPALACHIAN STATE (Nt.)	W	36-8	37,070
Sept. 17	LOUISIANA TECH (Nt.)	W	34-14	41,237
Oct. 1	at Texas Tech (13) (Nt.)	L	17-30	52,601
Oct. 8	at Kansas State	L	3-12	49,798
Oct. 15	vs. Oklahoma (Nt.) (at K.C.)	L	3-19	54,109
Oct. 22	at Colorado (Nt.)	L	13-44	48,025
Oct. 29	MISSOURI	W	13-3	48,238
Nov. 5	NEBRASKA	W	40-15	51,750
Nov. 12	at Texas (2)	L	14-66	83,696
Nov. 26	IOWA STATE (25) (OT)	W	24-21	42,826
Dec. 23	vs. Houston (Nt.)	W	42-13	33,505

(Fort Worth Bowl at Fort Worth, Texas)

### 2006 (6-6, 3-5) BIG 12 NORTH: 4TH

Captains: Derek Fine, James McClinton, David Ochoa, Mike Rivera

Sept. 2	NORTHWESTERN ST. (Nt.)	W	49-18	44,025
Sept. 9	LOUISIANA MONROE (Nt.)	W	21-19	45,221
Sept. 15	at Toledo (20T) (Nt.)	L	31-37	22,118
Sept. 23	SOUTH FLORIDA (Nt.)	W	13-7	40,933
Sept. 30	at Nebraska (21) (OT) (Nt.)	L	32-39	85,069
Oct. 7	TEXAS A&M	L	18-21	46,445
Oct. 14	OKLAHOMA STATE	L	33-42	41,203
Oct. 21	at Baylor	L	35-36	36,125
Oct. 28	COLORADO	W	20-15	39,313
Nov. 4	at Kansas State	W	41-10	40,272
Nov. 18	KANSAS STATE	W	39-20	51,821
Nov. 25	at Missouri	L	17-42	55,614

### 2007 (12-1, 7-1) BIG 12 NORTH: T-1ST

Captains: Derek Fine, James McClinton, Aqib Talib, Brandon McAnderson

Final Ranking: 7th (AP), 7th (Coaches), 8th (BCS), 8th (Harris)

Sept. 1	CENTRAL MICHIGAN (Nt.)	W	52-7	46,815
Sept. 8	SOUTHEASTERN LA. (Nt.)	W	62-0	43,914
Sept. 15	TOLEDO (Nt.)	W	45-13	48,112
Sept. 22	FIU (Nt.)	W	55-3	42,134
Oct. 6	at Kansas State (24)	W	30-24	50,924
Oct. 13	(20) BAYLOR	W	58-10	43,556
Oct. 20	(15) at Colorado	W	19-14	51,940
Oct. 27	(12) at Texas A&M (Nt.)	W	19-11	85,341
Nov. 3	(8) NEBRASKA	W	76-39	51,910
Nov. 10	(5) at Oklahoma St. (Nt.)	W	43-28	39,848
Nov. 17	(4) IOWA STATE	W	45-7	51,050
Nov. 24	(2) vs. Missouri (4) (Nt.) (at K.C.)	L	28-36	80,537
Jan. 3	(8) vs. Virginia Tech (5) (Nt.)	W	24-21	74,111

(Fed Ex Orange Bowl at Miami, Fla.)

### 2008 (8-5, 4-4) BIG 12 NORTH: 3RD

Captains: Ryan Cantrell, Joe Mortensen, Todd Reesing, Mike Rivera

Aug. 30	(14) FIU (Nt.)	W	40-10	52,112
Sept. 6	(14) LOUISIANA TECH (Nt.)	W	29-0	48,621
Sept. 12	(13) at S. Florida (19) (Nt.)	L	34-37	58,755
Sept. 20	(19) SAM HOUSTON (Nt.)	W	38-14	51,767
Oct. 4	(16) at Iowa State	W	35-33	47,847
Oct. 11	(16) COLORADO	W	30-14	49,566
Oct. 18	(16) at Oklahoma (4)	L	31-45	85,241
Oct. 25	(19) TEXAS TECH (8)	L	21-63	50,125
Nov. 1	KANSAS STATE	W	52-21	52,230
Nov. 8	at Nebraska	L	35-45	85,486
Nov. 15	TEXAS (4)	L	7-35	51,930
Nov. 28	vs. Missouri (12) (at K.C.)	W	40-37	79,123
Dec. 31	vs. Minnesota	W	42-21	49,103

(Insight Bowl at Tempe, Ariz.)

### 2009 (5-7, 1-7) BIG 12 NORTH: 6TH

Captains: Kerry Meier, Todd Reesing, Jake Sharp, Darrell Stuckey

Sept. 5	(25) N. COLORADO (Nt.)	W	49-3	52,530
Sept. 12	(24) at UTEP (Nt.)	W	34-7	31,885
Sept. 19	(22) DUKE	W	44-16	50,101
Sept. 26	(20) SOUTHERN MISS.	W	35-28	50,025
Oct. 10	(16) IOWA STATE	W	41-36	48,203
Oct. 17	(17) at Colorado (Nt.)	L	30-34	51,146
Oct. 24	(24) OKLAHOMA (25)	L	13-35	51,104
Oct. 31	at Texas Tech	L	21-42	47,291
Nov. 7	at Kansas State	L	10-17	48,306
Nov. 14	NEBRASKA	L	17-31	51,525
Nov. 21	at Texas (3) (Nt.)	L	20-51	101,357
Nov. 28	vs. Missouri (at K.C.)	L	39-41	70,072

## TURNER GILL

2 SEASONS, 2010-11  
5-19, .208



### 2010 (3-9, 1-7) BIG 12 NORTH: 6TH

Captains: Sal Capra, Chris Harris, Jake Laptad, Angus Quigley, Justin Springer

Sept. 4	NORTH DAKOTA ST. (Nt.)	L	3-6	48,417
Sept. 11	GEORGIA TECH (15)	W	28-25	46,907
Sept. 17	at South. Miss. (Fri.) (Nt.)	L	16-31	30,211
Sept. 25	NEW MEXICO ST. (Nt.)	W	42-16	46,719
Oct. 2	at Baylor	L	7-55	35,405
Oct. 14	KANSAS ST. (Thur.) (Nt.)	L	7-59	47,561
Oct. 23	TEXAS A&M (HC) (Nt.)	L	10-45	44,239
Oct. 30	at Iowa State	L	16-28	46,485
Nov. 6	COLORADO	W	52-45	40,851
Nov. 13	at Nebraska (9) (Nt.)	L	3-20	85,587
Nov. 20	OKLAHOMA STATE (12)	L	14-48	39,261
Nov. 27	vs. Missouri (15) (at K.C.)	L	7-35	55,788

### 2011 (2-10, 0-9) BIG 12: 10TH

Captains: Tim Biere, Jeremiah Hatch, Steven Johnson, Toben Oporum

Sept. 3	MCNEESE ST. (Nt.)	W	42-24	41,068
Sept. 10	NORTHERN ILLINOIS (Nt.)	W	45-42	48,084
Sept. 17	at Georgia Tech	L	24-66	42,025
Oct. 1	TEXAS TECH (HC)	L	34-45	39,621
Oct. 8	at Oklahoma State (6)	L	28-70	58,030
Oct. 15	OKLAHOMA (1) (Nt.)	L	17-47	42,580
Oct. 22	KANSAS STATE (12)	L	21-59	47,157
Oct. 29	at Texas (24) (Nt.)	L	0-43	99,211
Nov. 5	at Iowa State	L	10-13	51,575
Nov. 12	BAYLOR (OT)	L	30-31	35,188
Nov. 19	at Texas A&M	L	7-61	86,411
Nov. 26	vs. Missouri (at K.C.)	L	10-24	47,059

## CHARLIE WEIS

3 SEASONS, 2012-14  
6-22, .214



### 2012 (1-11, 0-9) BIG 12: 10TH

Captains: Dayne Crist, Tanner Hawkinson, Toben Oporum

Sept. 1	SOUTH DAKOTA ST. (Nt.)	W	31-17	46,601
Sept. 8	RICE	L	24-25	44,683
Sept. 15	TCU (16)	L	6-20	43,867
Sept. 22	at Northern Illinois	L	23-30	18,374
Oct. 6	at Kansas State (7)	L	16-56	50,344
Oct. 13	OKLAHOMA ST.	L	14-20	31,115
Oct. 20	at Oklahoma (10) (Nt.)	L	7-52	84,532
Oct. 27	TEXAS	L	17-21	40,097
Nov. 3	at Baylor	L	14-41	39,039
Nov. 10	at Texas Tech (20T) (25)	L	34-41	55,052
Nov. 17	IOWA STATE (Nt.)	L	23-51	41,608
Dec. 1	at West Virginia	L	10-59	51,112

### 2013 (3-9, 1-8) BIG 12: 10TH

Captains: Jake Heaps, Ben Heeney, James Sims, Keon Stowers

Sept. 7	SOUTH DAKOTA (Nt.)	W	31-14	41,920
Sept. 14	at Rice (Nt.)	L	14-23	22,974
Sept. 21	LOUISIANA TECH	W	13-10	39,823
Oct. 5	TEXAS TECH (20)	L	16-54	35,648
Oct. 12	at TCU	L	17-27	41,894
Oct. 19	OKLAHOMA (18)	L	19-34	41,113
Oct. 26	BAYLOR (6) (Nt.)	L	14-59	32,264
Nov. 2	at Texas	L	13-35	97,105
Nov. 9	at Oklahoma State (15)	L	6-42	58,476
Nov. 16	WEST VIRGINIA	W	31-19	30,809
Nov. 23	at Iowa State (Nt.)	L	0-34	54,081
Nov. 30	KANSAS STATE	L	10-31	43,610

# YEAR-BY-YEAR RESULTS

## 2014 (3-9, 1-8) BIG 12: 9TH

Captains: Nick Harwell, Ben Heeney, Cassius Sendish

Sept. 6	SOUTHEAST MISSOURI ST. (Nt.)	W	34-28	36,574
Sept. 13	at Duke	L	3-41	25,203
Sept. 20	CENTRAL MICHIGAN	W	24-10	34,822
Sept. 27	TEXAS	L	0-23	36,904
*Oct. 4	at West Virginia	L	14-33	52,164
*Oct. 11	OKLAHOMA STATE (16)	L	20-27	31,985
*Oct. 18	at Texas Tech	L	21-34	54,071
*Nov. 1	at Baylor (12)	L	14-60	45,754
*Nov. 8	IOWA STATE	W	34-14	33,288
*Nov. 15	TCU (5)	L	30-34	30,889
*Nov. 22	at Oklahoma (23)	L	7-44	84,908
*Nov. 29	at Kansas State (11)	L	13-51	53,439

\*Clint Bowen took over as head coach for final eight games

## DAVID BEATY

4 SEASONS, 2015-18  
6-42, .143



## 2018 (3-9, 1-8) BIG 12: 10TH

Captains: Jeremiah Booker, Joe Dineen Jr., Daniel Wise

Sept. 1	NICHOLLS (OT)	L	23-26	24,305
Sept. 8	at Central Michigan	W	31-7	18,127
Sept. 16	RUTGERS	W	55-14	28,044
Sept. 22	at Baylor	L	7-26	36,725
Sept. 29	OKLAHOMA STATE (21)	L	28-48	18,364
Oct. 6	at West Virginia (8)	L	22-38	57,419
Oct. 20	at Texas Tech	L	16-48	54,402
Oct. 27	TCU	W	27-26	15,069
Nov. 3	IOWA STATE	L	3-27	15,543
Nov. 10	at Kansas State	L	17-21	50,062
Nov. 17	at Oklahoma (6)	L	40-55	86,371
Nov. 23	TEXAS	L	17-24	15,219

## LES MILES

2 SEASONS, 2019-2021  
3-18, .142



## 2019 (3-9, 1-8) BIG 12: 10TH

Captains: Hakeem Adeniji, Kyle Thompson, Bryce Torneden

Aug. 31	INDIANA STATE	W	24-17	32,611
Sept. 7	COASTAL CAROLINA	L	7-12	33,493
Sept. 13	at Boston College	W	48-24	32,848
Sept. 21	West Virginia	L	24-29	35,816
Sept. 28	at TCU	L	14-51	41,960
Oct. 5	OKLAHOMA (6)	L	20-45	34,402
Oct. 19	at Texas (15)	L	48-50	97,137
Oct. 26	TEXAS TECH	W	37-34	31,063
Nov. 2	KANSAS STATE (22)	L	13-31	47,233
Nov. 16	at Oklahoma State (25)	L	17-21	55,388
Nov. 23	at Iowa State	L	31-41	58,120
Nov. 30	BAYLOR (9)	L	6-61	22,531

## 2020 (0-9, 0-8 BIG 12) BIG 12: 10TH

Sept. 12	COASTAL CAROLINA	L	23-38	0*
Sept. 26	at Baylor	L	14-47	11,667
Oct. 3	OKLAHOMA STATE (17)	L	7-47	9,480
Oct. 17	at West Virginia	L	17-38	10,759
Oct. 24	at Kansas State (20)	L	14-55	10,801
Oct. 31	IOWA STATE (23)	L	22-52	9,652
Nov. 7	at Oklahoma (19)	L	9-61	22,700
Nov. 28	TCU	L	23-59	0*
Dec. 5	at Texas Tech	L	13-16	9,877

\*No fans allowed due to COVID-19. Attendance was restricted throughout season due to pandemic.

## LANCE LEIPOLD

1 SEASON, 2021-PRESENT  
2-10 (.167)



## 2021 (2-10, 1-8 BIG 12) BIG 12: 10TH

Captains: Kwamie Lassiter II, Kyrion Johnson, Sam Burt, Miles Kendrick

Sept. 3	SOUTH DAKOTA	W	17-14	26,103
Sept. 10	at Coastal Carolina (17)	L	22-49	17,697
Sept. 18	BAYLOR	L	7-45	27,218
Sept. 25	at Duke	L	33-52	19,128
Oct. 2	at Iowa State	L	7-59	60,446
Oct. 16	TEXAS TECH	L	14-41	25,106
Oct. 23	OKLAHOMA (3)	L	23-35	26,321
Oct. 30	at Oklahoma State (15)	L	3-55	55,026
Nov. 6	KANSAS STATE	L	10-35	30,611
Nov. 13	at Texas	W	57-56 (OT)	95,202
Nov. 20	at TCU	L	28-31	35,061
Nov. 27	WEST VIRGINIA	L	28-34	23,117

## ALL-TIME COACHING RECORDS

COACH	YEARS	SEASONS	W-L-T	PCT
No Coach	1890	1	1-2-0	.333
1. E. M. Hopkins	1891	1	7-0-1	.938
2. A. W. Shepard	1892-93	2	9-6-0	.600
3. Hector Cowan	1894-96	3	15-7-1	.674
4. Wylie G. Woodruff	1897-98	2	15-3-0	.833
5. Fielding H. Yost	1899	1	10-0-0	1.000
6. Charles Boynton	1900	1	2-5-2	.333
7. John Outland	1901	1	3-5-2	.400
8. Arthur Curtis	1902	1	6-4-0	.600
9. Harrison Weeks	1903	1	6-3-0	.667
10. A. R. Kennedy	1904-10	7	52-9-4	.831
11. Ralph W. Sherwin	1911	1	4-2-2	.625
12. Arthur Mosse	1912-13	2	9-7-0	.563
13. H. M. Wheaton	1914	1	5-2-1	.688
14. Herman Olcott	1915-17	3	16-7-1	.688
15. Jay Bond	1918	1	2-2-0	.500
16. Leon McCarty	1919	1	3-2-3	.563
17. Forrest C. Allen	1920	1	5-2-1	.688
18. Patsy Clark	1921-25	5	16-17-6	.487
19. Franklin Cappon	1926-27	2	5-10-1	.344
20. Bill Hargiss	1928-32	5	18-16-2	.500
21. Ad Lindsey*	1932-38	6	23-30-8	.443
22. Gwinn Henry	1939-42	4	9-27-0	.250
23. Henry Shenk	1943-45	3	11-16-3	.417
24. George Sauer	1946-47	2	15-3-3	.786
25. J. V. Sikes	1948-53	6	35-25-0	.583
26. Chuck Mather	1954-57	4	11-26-3	.313
27. Jack Mitchell	1958-66	9	44-42-5	.511
28. Pepper Rodgers	1967-70	4	20-22-0	.476
29. Don Fambrough	1971-74	4	19-25-1	.433
	1979-82	4	17-24-4	.422
	TOTALS	8	36-49-5	.428
30. Bud Moore	1975-78	4	17-27-1	.389
31. Mike Gottfried	1983-85	3	15-18-1	.456
32. Bob Valesente	1986-87	2	4-17-1	.205
33. Glen Mason	1988-96	9	47-54-1	.466
34. Terry Allen	1997-2001	5	20-33-0	.379
Tom Hayes*	2001	--	1-2-0	.333
35. Mark Mangino	2002-09	8	50-48-0	.505
36. Turner Gill	2010-11	2	5-19-0	.208
37. Charlie Weis	2012-14	2	6-22-0	.214
Clint Bowen*	2014	--	1-7-0	.125
38. David Beaty	2015-18	4	6-42-0	.125
39. Les Miles	2019-2021	2	3-18	.142
40. Lance Leipold	2021-Present	1	2-10	.167
<b>TOTALS</b>		<b>132</b>	<b>585-668-58</b>	<b>.455</b>

\$ Ad Lindsey coached final six games of 1932 season

\* Tom Hayes served as interim head coach for the final three games in 2001

\* Clint Bowen served as interim head coach for the final eight games in 2014

## KANSAS RECORD BY DECADE

YEARS	OVERALL	HOME	AWAY	NEUTRAL	CONF.
1890-1899	57-18-2	27-2-1	16-9-0	14-7-1	0-0-0
1900-1909	63-25-7	37-11-2	19-10-3	7-4-2	8-2-0
1910-1919	45-23-8	32-11-5	13-12-2	0-0-1	16-13-4
1920-1929	32-37-10	23-15-5	9-22-5	0-0-0	21-31-8
1930-1939	37-44-8	16-20-5	21-24-3	0-0-0	17-27-5
1940-1949	45-48-6	27-17-1	18-28-3	0-3-2	21-29-2
1950-1959	43-53-4	24-27-2	19-25-2	0-1-0	25-33-2
1960-1969	50-48-4	26-22-2	23-25-2	1-1-0	34-33-3
1970-1979	44-66-2	27-29-2	17-35-0	0-2-0	22-46-2
1980-1989	38-68-6	27-34-0	11-33-6	0-1-0	19-48-3
1990-1999	56-57-1	36-24-0	17-32-1	3-1-0	29-44-1
2000-2009	57-63-0	41-24-0	12-35-0	4-4-0	26-54-0
2010-2019	21-99-0	19-46-0	2-51-0	0-2-0	6-83-0
2020-2029	2-19-0	1-9-0	1-10-0	0-0-0	1-16-0



# SEASON RESULTS

## PRIOR TO CONFERENCE ACTION (1890-1906)

YEAR	OVERALL	HOME	AWAY	NEUTRAL	CONF.	FINISH	COACH	POSTSEASON
1890	1-2-0	1-0-0	0-2-0	0-0-0	--	--	No Coach	
1891	7-0-1	2-0-0	3-0-0	2-0-1	--	--	E. M. Hopkins	
1892	7-1-0	3-0-0	2-1-0	2-0-0	--	--	A. W. Shepard	
1893	2-5-0	0-1-0	1-2-0	1-2-0	--	--	A. W. Shepard	
1894	2-3-1	1-0-1	0-2-0	1-1-0	--	--	Hector Cowan	
1895	6-1-0	2-0-0	2-0-0	2-1-0	--	--	Hector Cowan	
1896	7-3-0	5-0-0	1-1-0	1-2-0	--	--	Hector Cowan	
1897	8-2-0	4-0-0	2-1-0	2-1-0	--	--	Wyllie G. Woodruff	
1898	7-1-0	3-1-0	2-0-0	2-0-0	--	--	Wyllie G. Woodruff	
1899	10-0-0	6-0-0	3-0-0	1-0-0	--	--	Fielding H. Yost	
1900	2-5-2	0-3-1	2-1-0	0-1-1	--	--	Charles Boynton	
1901	3-5-2	2-3-0	1-1-2	0-1-0	--	--	John Outland	
1902	6-4-0	4-1-0	1-3-0	1-0-0	--	--	Arthur Curtis	
1903	6-3-0	4-2-0	1-1-0	1-0-0	--	--	Harrison Weeks	
1904	8-1-1	3-1-1	3-0-0	2-0-0	--	--	A.R. Kennedy	
1905	10-1-0	5-0-0	4-0-0	1-1-0	--	--	A.R. Kennedy	
1906	6-2-2	5-0-0	1-2-1	0-0-1	--	--	A.R. Kennedy	

## MISSOURI VALLEY INTERCOLLEGIATE ATHLETIC ASSOCIATION (1907-28)

YEAR	OVERALL	HOME	AWAY	NEUTRAL	CONF.	FINISH	COACH	POSTSEASON
1907	5-3-0	3-1-0	1-2-0	1-0-0	1-1-0	3rd	A.R. Kennedy	
1908	9-0-0	6-0-0	2-0-0	1-0-0	4-0-0	1st	A.R. Kennedy	
1909	8-1-0	5-0-0	3-0-0	0-1-0	3-1-0	2nd	A.R. Kennedy	
1910	6-1-1	4-1-0	2-0-0	0-0-1	1-1-1	5th	A.R. Kennedy	
1911	4-2-2	2-2-2	2-0-0	--	1-1-1	3rd	Ralph W. Sherwin	
1912	4-4-0	4-1-0	0-3-0	--	1-2-0	5th	Arthur Mosse	
1913	5-3-0	4-1-0	1-2-0	--	3-2-0	3rd	Arthur Mosse	
1914	5-2-1	3-1-1	2-1-0	--	2-2-0	4th	H. M. Wheaton	
1915	6-2-0	4-1-0	2-1-0	--	3-1-0	2nd	Herman Olcott	
1916	4-3-1	2-1-1	2-2-0	--	1-2-1	5th	Herman Olcott	
1917	6-2-0	4-1-0	2-1-0	--	3-1-0	t2nd	Herman Olcott	
1918	2-2-0	2-1-0	0-1-0	--	0-0-0	--	Jay Bond	
1919	3-2-3	3-1-1	0-1-2	--	1-1-1	4th	Leon McCarty	
1920	5-2-1	4-0-1	1-2-0	--	3-2-0	t3rd	Forrest C. Allen	
1921	4-3-0	2-1-0	2-2-0	--	3-3-0	5th	Potsy Clark	
1922	3-4-1	3-1-0	0-3-1	--	1-3-1	t7th	Potsy Clark	
1923	5-0-3	4-0-2	1-0-1	--	3-0-3	t1st	Potsy Clark	
1924	2-5-1	1-3-0	1-2-1	--	2-4-1	t7th	Potsy Clark	
1925	2-5-1	2-2-0	0-3-1	--	2-5-1	t8th	Potsy Clark	
1926	2-6-0	2-2-0	0-4-0	--	1-5-0	9th	Franklin Cappon	
1927	3-4-1	2-2-1	1-2-0	--	3-3-1	5th	Franklin Cappon	
1928	2-4-2	1-2-1	1-2-1	--	1-3-1	5th	Bill Hargiss	

## BIG SIX CONFERENCE (1929-47)

YEAR	OVERALL	HOME	AWAY	NEUTRAL	CONF.	FINISH	COACH	POSTSEASON
1929	4-4-0	2-2-0	2-2-0	--	2-3-0	5th	Bill Hargiss	
1930	6-2-0	2-1-0	4-1-0	--	4-1-0	1st	Bill Hargiss	
1931	5-5-0	3-3-0	2-2-0	--	1-3-0	4th	Bill Hargiss	
1932	5-3-0	0-3-0	5-0-0	--	3-2-0	2nd	Bill Hargiss (games 1-2), Ad Lindsey	
1933	5-4-1	3-1-0	2-3-1	--	2-3-0	4th	Ad Lindsey	
1934	3-4-3	1-2-2	2-2-1	--	1-2-2	4th	Ad Lindsey	
1935	4-4-1	2-1-1	2-3-0	--	2-2-1	3rd	Ad Lindsey	
1936	1-6-1	1-3-1	0-3-0	--	0-5-0	6th	Ad Lindsey	
1937	3-4-2	1-1-1	2-3-1	--	2-1-2	3rd	Ad Lindsey	
1938	3-6-0	2-2-0	1-4-0	--	1-4-0	6th	Ad Lindsey	
1939	2-6-0	1-3-0	1-3-0	--	1-4-0	t4th	Gwinn Henry	
1940	2-7-0	2-2-0	0-5-0	--	0-5-0	6th	Gwinn Henry	
1941	3-6-0	3-1-0	0-5-0	--	2-3-0	4th	Gwinn Henry	
1942	2-8-0	1-4-0	1-4-0	--	1-4-0	t5th	Gwinn Henry	
1943	4-5-1	4-1-0	0-4-1	--	2-3-0	t4th	Henry Shenk	
1944	3-6-1	3-2-0	0-3-1	0-1-0	1-4-0	5th	Henry Shenk	
1945	4-5-1	2-1-1	2-3-0	0-1-0	1-3-1	5th	Henry Shenk	
1946	7-2-1	3-1-0	4-1-0	0-0-1	4-1-0	t1st	George Sauer	
1947	8-1-2	4-0-0	4-0-1	0-1-1	4-0-1	t1st	George Sauer	Orange Bowl

## BIG SEVEN CONFERENCE (1948-56)

YEAR	OVERALL	HOME	AWAY	NEUTRAL	CONF.	FINISH	COACH	POSTSEASON
1948	7-3-0	3-2-0	4-1-0	--	4-2-0	3rd	J.V. Sikes	
1949	5-5-0	2-3-0	3-2-0	--	2-4-0	5th	J.V. Sikes	
1950	6-4-0	2-3-0	4-1-0	--	3-3-0	4th	J.V. Sikes	
1951	8-2-0	5-0-0	3-2-0	--	4-2-0	3rd	J.V. Sikes	
1952	7-3-0	4-2-0	3-1-0	--	3-3-0	5th	J.V. Sikes	
1953	2-8-0	1-4-0	1-4-0	--	2-4-0	t4th	J.V. Sikes	
1954	0-10-0	0-6-0	0-4-0	--	0-6-0	7th	Chuck Mather	
1955	3-6-1	3-2-1	0-4-0	--	1-4-1	t5th	Chuck Mather	
1956	3-6-1	0-4-1	3-2-0	--	2-4-0	t5th	Chuck Mather	

## BIG EIGHT CONFERENCE (1957-95)

YEAR	OVERALL	HOME	AWAY	NEUTRAL	CONF.	FINISH	COACH	POSTSEASON
1957	5-4-1	3-2-0	2-2-1	--	4-2-0	2nd	Chuck Mather	
1958	4-5-1	2-3-0	2-1-1	0-1-0	3-2-1	4th	Jack Mitchell	
1959	5-5-0	4-1-0	1-4-0	--	3-3-0	3rd	Jack Mitchell	
1960	7-2-1	3-1-1	4-1-0	--	4-2-1	3rd	Jack Mitchell	
1961	7-3-1	3-1-1	3-2-0	1-0-0	5-2-0	t2nd	Jack Mitchell	Bluebonnet Bowl
1962	6-3-1	2-3-0	4-0-1	--	4-2-1	4th	Jack Mitchell	
1963	5-5-0	3-2-0	2-3-0	--	3-4-0	t4th	Jack Mitchell	
1964	6-4-0	3-2-0	3-2-0	--	5-2-0	3rd	Jack Mitchell	
1965	2-8-0	2-3-0	0-5-0	--	2-5-0	t5th	Jack Mitchell	
1966	2-7-1	0-4-0	2-3-1	--	0-6-1	t7th	Jack Mitchell	
1967	5-5-0	4-1-0	1-4-0	--	5-2-0	t2nd	Pepper Rodgers	
1968	9-2-0	5-1-0	4-0-0	0-1-0	6-1-0	t1st	Pepper Rodgers	Orange Bowl
1969	1-9-0	1-4-0	0-5-0	--	0-7-0	8th	Pepper Rodgers	
1970	5-6-0	3-3-0	2-3-0	--	2-5-0	16th	Pepper Rodgers	
1971	4-7-0	4-2-0	0-5-0	--	2-5-0	t5th	Don Fambrough	
1972	4-7-0	1-5-0	3-2-0	--	3-4-0	t4th	Don Fambrough	
1973	7-4-1	5-0-1	2-3-0	0-1-0	4-2-1	t2nd	Don Fambrough	Liberty Bowl
1974	4-7-0	2-3-0	2-4-0	--	1-6-0	t7th	Don Fambrough	
1975	7-5-0	3-3-0	4-1-0	0-1-0	4-3-0	4th	Bud Moore	Sun Bowl
1976	6-5-0	3-3-0	3-2-0	--	2-5-0	7th	Bud Moore	
1977	3-7-1	3-1-1	0-6-0	--	2-4-1	6th	Bud Moore	
1978	1-10-0	1-5-0	0-5-0	--	0-7-0	8th	Bud Moore	
1979	3-8-0	2-4-0	1-4-0	--	2-5-0	t5th	Don Fambrough	
1980	4-5-2	1-4-0	3-1-2	--	3-3-1	4th	Don Fambrough	
1981	8-4-0	6-1-0	2-2-0	0-1-0	4-3-0	t3rd	Don Fambrough	Hall of Fame Bowl
1982	2-7-2	2-4-0	0-3-2-0	--	1-5-1	t6th	Don Fambrough	
1983	4-6-1	3-3-0	1-3-1-0	--	2-5-0	t6th	Mike Gottfried	
1984	5-6-0	3-2-0	2-4-0	--	4-3-0	4th	Mike Gottfried	
1985	6-6-0	5-2-0	1-4-0	--	2-5-0	6th	Mike Gottfried	
1986	3-8-0	3-4-0	0-4-0	--	0-7-0	8th	Bob Valesente	
1987	1-9-1	1-5-0	0-4-1	--	0-6-1	t7th	Bob Valesente	
1988	1-10-0	1-5-0	0-5-0	--	1-6-0	7th	Glen Mason	
1989	4-7-0	2-4-0	2-3-0	--	2-5-0	6th	Glen Mason	
1990	3-7-1	2-4-0	1-3-1	--	2-4-1	t4th	Glen Mason	
1991	6-5-0	4-2-0	2-3-0	--	3-4-0	5th	Glen Mason	
1992	8-4-0	4-2-0	3-2-0	1-0-0	4-3-0	3rd	Glen Mason	Aloha Bowl
1993	5-7-0	4-2-0	1-4-0	0-1-0	3-4-0	5th	Glen Mason	
1994	6-5-0	3-3-0	3-2-0	--	3-4-0	5th	Glen Mason	
1995	10-2-0	5-1-0	3-1-0	2-0-0	5-2-0	t2nd	Glen Mason	Aloha Bowl

## BIG 12 CONFERENCE (1996-PRESENT)

YEAR	OVERALL	HOME	AWAY	NEUTRAL	CONF.	FINISH	COACH	POSTSEASON
1996	4-7-0	1-4-0	3-3-0	--	2-6-0	5th North	Glen Mason	
1997	5-6-0	5-1-0	0-5-0	--	3-5-0	5th North	Terry Allen	
1998	4-7-0	3-3-0	1-4-0	--	1-7-0	5th North	Terry Allen	
1999	5-7-0	5-2-0	0-5-0	--	3-5-0	4th North	Terry Allen	
2000	4-7-0	3-3-0	1-4-0	--	2-6-0	5th North	Terry Allen	
2001	3-8-0	2-5-0	1-3-0	--	1-7-0	6th North	Terry Allen (Tom Hayes final 3 games)	
2002	2-10-0	1-5-0	1-5-0	--	0-8-0	6th North	Mark Mangino	
2003	6-7-0	5-2-0	1-4-0	0-1-0	3-5-0	4th North	Mark Mangino	Tangerine Bowl
2004	4-7-0	3-3-0	1-4-0	--	2-6-0	5th North	Mark Mangino	
2005	7-5-0	6-0-0	0-4-0	1-1-0	3-5-0	5th North	Mark Mangino	Fort Worth Bowl
2006	6-6-0	5-2-0	1-4-0	--	3-5-0	4th North	Mark Mangino	
2007	12-1-0	7-0-0	4-0-0	1-1-0	7-1-0	1st North	Mark Mangino	Orange Bowl
2008	8-5-0	5-2-0	1-3-0	2-0-0	4-4-0	3rd North	Mark Mangino	Insight Bowl
2009	5-7-0	4-2-0	1-4-0	0-1-0	1-7-0	6th North	Mark Mangino	
2010	3-9-0	3-4-0	0-4-0	0-1-0	1-7-0	6th North	Turner Gill	
2011	2-10-0	2-4-0	0-5-0	0-1-0	0-9-0	10th	Turner Gill	
2012	1-11-0	1-5-0	0-6-0	--	0-9-0	10th	Charlie Weis	
2013	3-9-0	3-4-0	0-5-0	--	1-8-0	10th	Charlie Weis	
2014	3-9-0	3-3-0	0-6-0	--	1-8-0	9th	Charlie Weis (Clint Bowen final 8 games)	
2015	0-12-0	0-7-0	0-5-0	--	0-9-0	10th	David Beaty	
2016	2-10-0	2-4-0	0-6-0	--	1-8-0	10th	David Beaty	
2017	1-11-0	1-6-0	0-5-0	--	0-9-0	10th	David Beaty	
2018	3-9-0	2-4-0	1-5-0	--	1-8-0	10th	David Beaty	
2019	3-9-0	2-5-0	1-4-0	--	1-8-0	10th	Les Miles	
2020	0-9-0	0-4-0	0-5-0	--	0-8	10th	Les Miles	
2021	2-10-0	1-5-0	1-5-0	--	0-8	10th	Lance Leipold	

TOTALS	OVERALL	HOME	AWAY	NEUTRAL	CONFERENCE
	588-658-58	362-286-25	197-346-27	29-26-6	244-451-30







**FormanFord**  
Professional Glazing and Façade Contractor

*Glass Contractor Serving the  
Kansas City & Lawrence Markets*

924 Flint Street  
Overland Park

913.291.0751  
[www.formanford.com](http://www.formanford.com)

**KOLDE**

CONCRETE CONSTRUCTION

Placing Concrete  
since 1983

(785) 437-3730  
[KoldeConcrete.com](http://KoldeConcrete.com)

MECHANICAL | ELECTRICAL | PLUMBING | SERVICE

[P1Group.com](http://P1Group.com)

*P1 is Proud to work with  
the University of Kansas.*

**P1 | P1 Group, Inc.** | The Expertise of Many,  
the Power of *ONE*

**DL Smith**  
POWER + **ELECTRIC**  
**785-267-4920**

**CENTI-MARK**  
Innovative Roofing and Flooring Solutions

[www.CentiMark.com](http://www.CentiMark.com)

14752 West 107<sup>th</sup> Street • Lenexa, KS 66215

913-693-4130 • 800-746-8333



RESTORATION &  
WATERPROOFING  
CONTRACTORS,  
INC.

**DAVID L. FALLEY**

1416 S.W. Auburn Road  
Topeka, KS 66615-1503  
phone 785-478-9538  
cell 785-640-6506  
fax 785-478-9572  
[dfalley@rwctopeka.com](mailto:dfalley@rwctopeka.com)  
[www.restoration-waterproof.com](http://www.restoration-waterproof.com)

**KISSICK**  
CONSTRUCTION

[kissickco.com](http://kissickco.com)



Trusted Team, Reliable Partner.

**Indigo Design, Inc.**  
The Art and Science of Parks

Specializing in Park and Recreation Facility Design  
Park System Master Plans • Community Parks  
Trail Systems • Neighborhood Parks  
Playgrounds and Play Gardens

[indigoparks.com](http://indigoparks.com)

**CURRENT**  
ELECTRICAL

COMMERCIAL | INDUSTRIAL | RESIDENTIAL

785.267.2108

**GO  
JAYHAWKS!**

Sales Office at 11271 Strang Line Road  
Lenexa, KS 66215  
(913) 888-1071  
[kansascity@engineeredair.com](mailto:kansascity@engineeredair.com)

**Made to Order HVAC Equipment**  
(Designed and built locally in DeSoto, KS)

UV-C disinfection, replacement equipment, hospitals, universities,  
schools, water treatment plants, warehouses, factories, natatoriums,  
hazardous locations, food-grade construction, coil replacements, specialty  
applications, etc...

**EngA**  
ENGINEERED AIR

If you have  
an idea, we'll  
manufacture it!

**MCM** | MIDWEST CONCRETE  
MATERIALS, INC.

3645 E 23rd St, Lawrence, KS 66046  
(785) 843-1688 Toll Free (888) 244-2082 [www.4mcm.com](http://www.4mcm.com)

**TFMComm Inc**  
Wireless Communication Solutions

(785) 233-2343

[www.tfmcomm.com](http://www.tfmcomm.com)

**MOTOROLA SOLUTIONS**  
Channel Partner

910 E. 28th Street 125 SW Jackson Street  
Lawrence, KS 66046 Topeka, KS 66603



# Contractors Building for the Future of Kansas

## Building A legacy

Proud to build facilities that help  
shape the future of **KU Football**.

*Rock. Chalk.*

**Turner**

turnerconstruction.com

Commercial • Residential • Gym Floors

**Acme Floor Co., Inc.**  
*Hardwood Flooring Specialists Since 1926*

Office & Showroom  
10100 Marshall Drive  
Lenexa, Kansas 66215

(913) 888-3200  
Fax (913) 888-1936  
www.acmefloorco.com

Mechanical Contractors

**DESIGN**  
Mechanical, Inc.

Mechanical Service • Mechanical Construction

913-281-7200 • Kansas City, KS

Visit us on the web at [www.dmi-kc.com](http://www.dmi-kc.com)



**MEI**

TOTAL ELEVATOR SOLUTIONS

SERVICE • REPAIR • MODERNIZATION • INSTALLATION  
*"Working Together To Be The Best"*

MEI  
1144 Booth Street  
Kansas City, KS 66103  
www.meiusa.com

Phone: 816.221.3778  
Fax: 816.221.4254  
ks@meiusa.com

Voted Kansas Minority-Owned  
Business of the Year 2021 by KDOC



**BLUE BEAR**

Local/Family/Women-owned business

Industrial & Commercial Painting Contractors  
Working with KU since 2014

913-441-1717  
www.bluebearinc.net



**RD JOHNSON**  
EXCAVATING COMPANY

1705 N 1399 RD  
LAWRENCE, KS 66046

785-842-9100  
FAX 785-842-9113



**CARROLL**  
SEATING • SCIENCES • SCHOOLS • SERVICE

"Customizing to your SITUation"

- Stadium/Fixed Auditorium Seating
- Bleachers/Grandstands
- Laminate/Wood/Metal Cabinetry
- Lockers
- Gym/Athletic Equipment

[www.carrollsolutionsco.com](http://www.carrollsolutionsco.com)

KU Alumni  
p 816-471-2929  
f 816-471-3001

10 Lincoln St.  
Kansas City, KS 66103

## Kansas Secured Title

Title and Closing Services Throughout Kansas

*Service Beyond Expectation*

[www.kstdouglas.com](http://www.kstdouglas.com)

**FUN LIVES HERE**  
**Boot Hill**  
CASINO & RESORT



Butler National  
Corporation

Dodge City, Kansas - [BootHillCasino.com](http://BootHillCasino.com) - Proud Kansas Companies

Gambling Problem? Getting Help is your Best Bet. 800.522.4700 [ksgamblinghelp.com](http://ksgamblinghelp.com)

Must be 21 to enter. All rights reserved. BHCNC, LLC.



WHAT

WE

WHAT

WE

PLAY

WHAT

PLAY

FOR





**STREAMING NOW**   
KANSAS JAYHAWKS YOUTUBE

# THE BLUEPRINT



ALL-ACCESS WITH KANSAS FOOTBALL



PRESENTED BY:  
THE UNIVERSITY OF  
KANSAS HEALTH SYSTEM

SCAN TO WATCH NOW





The background is a solid blue color with numerous red, paint-like splatters and streaks scattered across it. In the center, there is a white geometric frame consisting of a hexagon at the top and a chevron shape at the bottom, connected by a vertical line. The text is white and bold, centered within this frame.

**PRIDE  
RELENTLESS  
BELIEVE**



HOME

AWAY



09.02



09.10



09.17



09.24



10.01



10.08



10.15



10.22



11.05



11.12



11.19



11.26