MOUNTAINEER FOOTBALL

PO BOX 877 // MORGANTOWN, WV 26507-0877 // 304.293.2821 PHONE
WVUSPORTS.COM

WEST VIRGINIA MOUNTAINEERS

2022 Record: ..... 0-1, 0-0 Big 12
Head Coach: ..... Neal Brown
Alma Mater:..... UMass ('02)
Record at WVU: 17-19 (4th)
Overall Record: 52-35 (8th)

DATE: Saturday, September 10, 2022
TIME: 6 p.m. (ET)

LOCATION: Morgantown, W.Va.
STADIUM: Milan Puskar Stadium (60,000)

LIVE BROADCAST: Big 12 Now
LIVE AUDIO:
Mountaineer Sports Network by Learfield

WVU Game Day Apps and WVUSports.com

TWITTER UPDATES: @wvufootball
LIVE STATS:
WVU.statbroadcast.com

KANSAS JAYHAWKS

2022 Record: .....1-0, 0-0 Big 12
Head Coach: .....Lance Leipold
Alma Mater: ..... Rhode Island ('90)
Record at KU:.....3-10 (2nd)
Overall Record 149-49 (16th)

NOTING THE MOUNTAINEERS

- The 2022 season marks West Virginia's 130th season of football. The Mountaineers are the 15th winningest program in college football
- The 2022 year marks the 43rd season of competition for West Virginia at Milan Puskar Stadium. WVU has a 189-72-4 (.721) all-time mark at the facility, which opened in 1980
- WVU is 7-1 in games played on Sept. 10, including 7-0 in games played at home. The first time that WVU played on Sept. 10, was in 1977 when the Mountaineers defeated Richmond, 36-0. The last time WVU played on that date was in 2016 vs. Youngstown State at home (W 38-24)
- In home openers, West Virginia is 101-20-6, including winning 18 in a row. WVU is 38-4-1 in home openers since 1980, including 21-1 since 2000
- WVU has won all six meetings against Kansas in Morgantown, outscoring the Jayhawks, 237-84, an average of 39.5 - 14
- West Virginia is 16-7 against schools from the state of Kansas, 10-1 against Kansas and 6-6 against Kansas State
- The Mountaineers are 94-14 since 2002 when winning the turnover battle
- West Virginia finished the Pitt game, going 5-for-5 in the red zone. WVU is currently tied for No. 1 nationally in red zone offense. WVU's best performances in the red zone in 2021 were 5-for-5 vs. Iowa State and 7-of-9 against LIU.
- WVU finished with five sacks at Pitt, marking the most in a game since having six against Virginia Tech on Sept. 18, 2021. The Mountaineers are No. 5 nationally in sacks
- The WVU defense held Pitt to 76 yards rushing, the fewest rushing yards allowed since giving up only 57 yards at Oklahoma on Sept. 25, 2021. The Mountaineers are ranked No. 27 nationally in rushing defense
- The Mountaineers finished with two punt returns for 25 yards at Pitt, averaging 12.5 yards per return. WVU ranks No. 19 nationally in punt return average
- In his WVU debut, quarterback JT Daniels, completed 23 passes, had two passing touchdowns and accounted for a game-high three touchdowns. He is ranked No. 31 nationally in completions per game, No. 33 in points responsible for per game and No. 41 in points responsible for

THE SERIES

All-Time Series..... WVU leads 10-1
In Morgantown..... WVU leads 6-0
In Lawrence ..... WVU leads 4-1
First Meeting ..... 1941, WVU 21-0 (H)
Last Meeting..... 2021, WVU 34-28 (A)
Brown vs. Kansas.....3-0
Brown vs. Leipold 2-0
Leipold vs. WVU 0-1

- Wide receiver Bryce Ford-Wheaton finished with nine catches for a game-high 97 yards, two touchdowns, all of which were game-highs. He is ranked No. 6 nationally in receiving touchdowns, No. 9 in receptions per game, No. 20 in total TDs, No. 21 in scoring, No. 36 in total points and No. 43 in receiving yards per game
- In his collegiate debut at Pitt, running back CJ Donaldson finished with seven carries for a game-high 125 yards, one touchdown and a long of 44 yards., his first career carry. He also blocked a punt in the third quarter, which resulted in his 5-yard TD on the next play
- Defensive lineman Dante Stills had six tackles, including 1.5 sacks and two tackles for loss in the Pitt game. He now has 45.5 career tackles for loss, good for No. 2 in program history, and is now just 2.0 tackles for loss away from tying Grant Wiley for the school career record (47.5). He also has 20.5 career sacks, which rank No. 6 in program history

2022 SCHEDULE & RESULTS

AT PITT	KANSAS	TOWSON	AT VIRGINIA TECH	AT TEXAS	BAYLOR	AT TEXAS TECH	TCU	AT IOWA STATE	OKLAHOMA	KANSAS STATE	AT OKLAHOMA ST.
Sept. 1 (Thurs.)	Sept. 10	Sept. 17	Sept. 22 (Thurs.)	Oct. 1	Oct. 13 (Thurs.)	Oct. 22	Oct. 29	Nov. 5	Nov. 12	Nov. 19	Nov. 26
38-31/L	6 p.m.	1 p.m.	7:30 p.m.	TBA	7 p.m.	TBA	TBA	TBA	TBA	TBA	TBA
ESPN	Big 12 Now	Big 12 Now	ESPN		FS1						ESPN

GAME COVERAGE

TV.....Big 12 Now
Courtney Lyle (PBP), Forrest Conoly (analyst)
Tori Petry (sideline)
Radio.....Mountaineer Sports Network
Tony Caridi (PBP), Dwight Wallace (analyst),
Jed Drenning (sideline),
Andrew Caridi, John Antonik (Pre/Postgame Show)
Satellite Radio Broadcast..... SiriusXM
Sirius Ch 94, XM Ch 206
Live Statistics..... WVU.Statbroadcast.com
Twitter Updates.....@WVUFootball

NATIONAL RANKINGS

ASSOCIATED PRESS // PRESEASON // AUG. 8, 2022

	School	Record	Points	Prev. Rank
1.	Alabama	0-0	1,566	NR
2.	Ohio State	0-0	1,506	NR
3.	Georgia	0-0	1,455	NR
4.	Clemson	0-0	1,292	NR
5.	Notre Dame	0-0	1,242	NR
6.	Texas A&M	0-0	1,212	NR
7.	Utah	0-0	1,209	NR
8.	Michigan	0-0	1,203	NR
9.	Oklahoma	0-0	956	NR
10.	Baylor	0-0	884	NR
11.	Oregon	0-0	831	NR
12.	Oklahoma State	0-0	814	NR
13.	NC State	0-0	752	NR
14.	USC	0-0	711	NR
15.	Michigan State	0-0	631	NR
16.	Miami	0-0	476	NR
17.	Pitt	0-0	383	NR
18.	Wisconsin	0-0	365	NR
19.	Arkansas	0-0	348	NR
20.	Kentucky	0-0	332	NR
21.	Ole Miss	0-0	324	NR
22.	Wake Forest	0-0	303	NR
23.	Cincinnati	0-0	265	NR
24.	Houston	0-0	263	NR
25.	BYU	0-0	234	NR

ARV: Tennessee 180, Texas 164, Iowa 163, Penn State 160, LSU 55, Fresno State 32, Minnesota 31, UCF 27, Purdue, 17, Auburn 15, Mississippi State 15, Kansas State 14, Florida 14, UNC 9, Boise State 5, Air Force 4, Appalachian State 4, San Diego State 2, South Carolina 2, UCLA 2, Utah State 2, Nebraska

AFCA COACHES POLL // PRESEASON // AUG. 8, 2022

	School	Record	Points	Prev. Rank
1.	Alabama	0-0	1,634	NR
2.	Ohio State	0-0	1,564	NR
3.	Georgia	0-0	1,542	NR
4.	Clemson	0-0	1,356	NR
5.	Notre Dame	0-0	1,284	NR
6.	Michigan	0-0	1,232	NR
7.	Texas A&M	0-0	1,219	NR
8.	Utah	0-0	1,134	NR
9.	Oklahoma	0-0	1,027	NR
10.	Baylor	0-0	891	NR
11.	Oklahoma State	0-0	859	NR
12.	Oregon	0-0	734	NR
13.	NC State	0-0	726	NR
14.	Michigan State	0-0	711	NR
15.	USC	0-0	602	NR
16.	Pitt	0-0	450	NR
17.	Miami	0-0	433	NR
18.	Texas	0-0	383	NR
19.	Wake Forest	0-0	381	NR
20.	Wisconsin	0-0	369	NR
21.	Kentucky	0-0	353	NR
22.	Cincinnati	0-0	339	NR
23.	Arkansas	0-0	334	NR
24.	Ole Miss	0-0	327	NR
25.	Houston	0-0	257	NR

ARV: Iowa 248, Penn State 246, Tennessee 163, BYU 152, Lousiana State 143, Auburn 98, UCF 55, UNC 34, San Diego State 25, Fresno State 21, Mississippi State 19, Florida 17, Utah State 12, Air Force 12, UCLA 10, Boise State 10, Appalachian State 10, Minnesota 6, South Carolina 5, Kansas State 4, Iowa State 3, Army 3, Lafayette 2, SMU 2, Purdue 2, Oregon State

CASEY LEGG

OLIVER STRAW

STATISTICAL COMPARISONS

West Virginia	WVU Opponents		Kansas	Kansas Opponents
31.0	38.0	Scoring Offense	56.0	10.0
23	19	First Downs	21	14
190.0	76.0	Rushing Offense	297.0	93.0
214.0	308.0	Passing Offense	205.0	97.0
404.0	384.0	Total Offense	502.0	190.0
15.5	21.5	Kick Return Average	38.0	26.0
12.5	3.0	Punt Return Average	-3.0	0.0
0-0.00	1-56.0	INT-Return Average	1-11.0	1-1.0
3-1	2-1	Fumbles/Lost	2-2	0-0
11-72	8-76	Penalties/Yards	4-40	4-19
40.7	33.8	Net Punting Avg.	0.0	32.7
1-1	1-1	Field Goal-Attempts	0-1	1-3
27:29	32;31	Time of Possession	24:24	35:36
8-16 (50%)	5-12 (42%)	3rd Down Conversion	6-8 (75%)	4-17 (23.5%)
0-1 (0.0%)	0-0 (0.0%)	4th Down Conversion	0-1 (0.0%)	1-1 (100%)
5-39	3-22	Sacks By-Yards	5-25	0-0
5-5 (100%)	3-3 (100%)	Red Zone Scoring	6-7 (85.7%)	2-4 (50%)

THE 2022 ROSTER

- The 2022 roster currently consists of 121 players from 25 different states, Washington D.C. (1) and five foreign countries: Australia (1), Finland (1), Germany (1), Sweden (1) and The Netherlands (1).
- Leading the way is West Virginia (23), Ohio (13), Florida (11), Pennsylvania (11), Maryland (10), Georgia (6), Alabama (4), New Jersey (4), North Carolina (4), Kentucky (3), Missouri (3), Texas (3), Delaware (2), Illinois (2), Indiana (2), Michigan (2), New York (2), South Carolina (2), Virginia (2), Arizona (1), California (1), Kansas (1), Louisiana (1), Massachusetts (1), Mississippi (1).

ON TURF

- Since 1980, West Virginia is 259-121-4 in games played on artificial turf surfaces.
- WVU was 57-29 on turf in the 1990s, 66-21 on turf in the 2000s, 62-40 during the 2010s and 10-8 during the 2020s on turf

AT HOME

- The 2022 season marks the 43rd season of competition for West Virginia at Milan Puskar Stadium. WVU holds a 189-72-4 (.721) all-time mark at the facility, which opened in 1980.
- The Mountaineers finished with a 4-2 home mark in 2021, winning games against LIU, Virginia Tech, Iowa State and Texas.

MOUNTAINEER GRADUATES

- Fourteen student-athletes on the 2022 football team have already graduated with their bachelor's degree: Taijh Alston (DL), Matt Cavallaro (QB), JT Daniels (QB), Anthony Del Negro (DL), Bryce Ford-Wheaton (WR), James Gmiter (OL), Parker Grothaus (K), Sam James (WR), Casey Legg (K), Exree Loe (LB), Wesley McCormick (CB), Mike O'Laughlin (TE), Brian Polendey (TE) and Dante Stills (DL).

SERIES HISTORY WITH KANSAS

- The series between West Virginia and Kansas started in 1941 with a 21-0 WVU win in Morgantown.
- The last meeting took place in Lawrence, in 2021, with West Virginia winning, 34-28. The Mountaineers lead the series, 10-1.
- West Virginia has a 6-0 series advantage in games played in Morgantown and 4-1 series advantage in games played in Lawrence.

2021, away, West Virginia, 34-28
2020, home, West Virginia, 38-17
2019, away, West Virginia, 29-24
2018, home, West Virginia, 38-22
2017, away, West Virginia, 56-34
2016, home, West Virginia, 48-21
2015, away, West Virginia, 49-0
2014, home, West Virginia, 33-14
2013, away, Kansas, 31-19
2012, home, West Virginia, 59-10
1941, home, West Virginia, 21-0

WVU's LAST GAME: No. 17/16 PITT 38, WEST VIRGINIA 31

CJ DONALDSON

LEE KPOGBA

PITTSBURGH, Pa. (Sept. 1, 2022) - The game hadn't been played in 11 years, but the 105th edition of the "Backyard Brawl" turned out to be an instant classic that entertained the college football world.

Playing in front of a Thursday night, ESPN national audience and 70,622 in attendance at Acrisure Stadium - the largest crowd ever for a Pittsburgh sporting event - Pitt capitalized on a late West Virginia miscue for a 38-31 victory.

The Panthers opened the scoring with 6:48 left in the first quarter, when kicker Ben Sauls converted a 42-yard field goal. The Pitt lead held until the 12:45 mark of the second quarter when West Virginia quarterback JT Daniels connected with receiver Bryce Ford-Wheaton on a 10-yard touchdown pass. The 75-yard scoring drive was highlighted by a 44-yard run from freshman running back CJ Donaldson.

The 7-3 Mountaineer lead held until the 3:17 mark of the half when the Panthers went up 10-7 on Rodney Hammond Jr.'s 4-yard run. However, West Virginia made the most of the last possession of the half and used the final 3:17. A 13-play, 75-yard drive ended with a 24-yard field goal from kicker Casey Legg and tied the game at 10-10 after two quarters of play.

The Panthers had the first possession of the third quarter and were forced to punt, which was blocked by Donaldson and returned by teammate Hershey McLaurin to the Pitt 5-yard line. Donaldson took it from there as his 5-yard run gave the Mountaineers a 17-10 advantage early in the third.

The game was starting to live up to its nickname as the two teams traded scoring punches the rest of the way. Pitt tied the game at 17-17 with 5:51 left in the third on a Daniel Carter 1-yard rush that was set up by a 64-yard completion from Kedon Slovis to Jared Wayne.

The Panthers regained the lead with 4:42 left in the third when Hammond broke loose for a 49-yard run followed by his 11-yard scoring run, giving Pitt a 24-17 advantage heading to the fourth quarter.

A Donaldson 20-yard run was a key play in West Virginia's nine-play, 75-yard scoring drive. The score tied the game at 24-24 early in the fourth as Daniels hit Ford-Wheaton for a 16-yard scoring toss.

The Mountaineers took a 31-24 lead with 10:37 left in the game. Donaldson once again set up the scoring drive with a 39-yard scamper before Daniels powered in from 1-yard away.

WVU seemed to have the advantage, but couldn't control the clock. The Panthers tied the game at 31-31 with 3:41 left on a Slovis 24-yard touchdown pass to Israel Abanikanda. Pitt then grabbed the victory on WVU's next possession, when Daniels' pass went through the hands of Ford-Wheaton and Pitt's M.J. Devonshire returned the interception 56 yards for the victory.

West Virginia finished the game with 190 yards rushing and 214 yards passing for 404 yards of offense. The Panthers rushed for 76 yards and gained 308 through the air for 384 total yards.

Individual leaders for West Virginia were Donaldson with 125 yards rushing on seven carries and Ford-Wheaton with 97 yards receiving and two touchdowns. Pitt got 308 yards passing from Slovis and two scores from Hammond Jr. to pace the Panther offense.

The Pitt win broke a three-game losing streak to WVU, and the Panthers now lead the overall series by a 62-40-3 count.

Scoring and Statistical Summary

	1	2	3	4	F
West Virginia	0	10	7	14	31
Pitt	3	7	14	14	38

1st	PITT - Ben Sauls 42 FG
2nd	WVU - Bryce Ford Wheaton 10 pass from JT Daniels (Casey Legg kick)
	PITT - Rodney Hammond Jr. 4 rush (Sauls kick)
	WVU - Legg 24 FG
3rd	WVU - CJ Donaldson 5 rush (Legg kick)
	PITT - Daniel Carter 1 rush (Sauls kick)
	PITT - Hammond 11 rush (Sauls kick
4th	WVU - Ford-Wheaton 16 pass from Daniels (Legg kick)
	WVU - Daniels 1 rush (Legg kick)
	PITT - Israel Abanikanda 24 pass from Keldon Slovis (Sauls kick)
	PITT - M.J. Devonshire 56 interception return (Sauls kick)

	WVU	PITT
First Downs	23	19
Rushes/Yards	33/190	38/76
Passing Yardage	214	308
Passes	23/40/1	16/24/0
Punts	6/247/41.2	6/214/35.7
Fumbles/Lost	3/1	2/1
Return Yardage	56	67
Penalties/Yards	11/72	8/76
Time of Possession	27:29	32:31

WVU RUSHING: Donaldson 7-125, Mathis 16-71; WVU PASSING: Daniels 23-40-1-214; WVU RECEIVING: Ford-Wheaton 9-97, James 5-50; WVU TACKLES (TFL/QS): Kpogba 10; WVU INTERCEPTIONS: None.

PITT RUSHING: Hammond Jr. 16-74; PITT PASSING: Slovis 16-24-0-308; PITT RECEIVING: Wayne 3-89, Mumpfield 5-71; PITT TACKLES (TFL/QS): Kamara 8; PITT INTERCEPTIONS: Devonshire.

Attendance - 70,622

LAWRENCE, Kansas (Nov. 27, 2021) - West Virginia rode the strength of two 100-yard rushers to defeat Kansas, 34-28, at David Booth Kansas Memorial Stadium.

Leddie Brown led the way with 156 yards rushing on 19 carries for an 8.2 yards per carry average. Brown was joined by teammate Tony Mathis Jr., who logged 118 yards on 22 carries for a 5.4 yards per carry average. The two running backs fueled a Mountaineer offensive attack that averaged 6.1 yards per play on the night.

West Virginia's offense had to wait to get on the field early on, as Kansas took the game's opening possession 47 yards in 3:37 and came away with a 46-yard Jacob Borcila field goal.

A West Virginia fumble on its first drive did not hurt the Mountaineers after a strong defensive stand. On its second possession, West Virginia took the lead, when quarterback Jarret Doege connected on a 14-yard touchdown pass to receiver Winston Wright Jr.

Trailing 7-3, the Jayhawks added a second Borcila field goal in the first quarter, cutting their deficit to 7-6 before the two teams combined for 21 points in the second quarter.

Doege connected with Wright Jr., again for 14 yards at the 10:05 mark, ending a 75-yard drive and upping WVU's advantage to 14-6.

Kansas hit big plays of 20 and 36 yards before quarterback Jalon Daniels found receiver Jared Casey for an 8-yard touchdown reception, putting the score at 14-13 with 7:24 left in the first half.

The Mountaineers answered with a touchdown just before halftime. Doege's third touchdown of the half went to receiver Sam James with 12 seconds left, giving WVU a 21-13 margin at the intermission.

Third-quarter action saw the two teams combine for 18 points as Kansas struck first to tie the game, when Gavin Potter intercepted Doege and returned it 28 yards for a pick six. The Jayhawks' two-point conversion was successful and suddenly WVU's eight-point lead was erased at the 12:30 mark of the third quarter.

With the game tied 21-21, West Virginia took control on the strength of its running attack. Brown's 44-yard touchdown run put the Mountaineers back in front, 28-21.

The Mountaineer defense then held the Jayhawks on fourth-and-1, setting the offense up in good field position. Nine plays later, kicker Casey Legg added a 38-yard field goal to give the Mountaineers a 31-21 lead heading into the fourth quarter.

WVU linebacker Josh Chandler-Semedo intercepted Daniels twice in the end zone, while Legg added a 37-yard field goal between the two interceptions, putting the Mountaineer advantage at 34-21.

With time winding down, the Jayhawks added a 3-yard run from Daniels to pull within six, but it was wasn't enough as WVU grabbled its sixth victory of 2021.

Final numbers showed West Virginia with a powerful run game that totaled 261 yards and one touchdown. The passing game finished with 175 yards for 436 yards of offense. Chandler-Semedo's defensive line for the night included eight tackles, two interceptions, one TFL and one forced fumble.

Kansas finished with 87 yards on the ground and 249 passing for 336 total yards.

With the win, the Mountaineers qualified for their second straight bowl under Neal Brown and now lead the all-time series with Kansas by a 10-1 count.

THE LAST TIME AGAINST KANSAS: WEST VIRGINIA 34, KANSAS 28

JARED BARTLETT

TONY MATHIS JR.

Scoring and Statistical Summary

	1	2	3	4	F
West Virginia	7	14	10	3	34
Kansas	6	7	8	7	28

1st	KU -	Jacob Borcila 46 FG
	WVU -	Winston Wright Jr. 14 pass from Jarret Doege (Legg kick)
	KU -	Borcila 35 FG
2nd	WVU -	Wright Jr. 14 pass from Doege (Legg kick)
	KU -	Jared Casey 8 pass from Jalon Daniels (Borcila kick)
	WVU -	Sam James 7 pass from Doege (Legg kick)
3rd	KU -	Gavin Potter 28 interception return (Earl Bostick pass from Daniels)
	WVU -	Leddie Brown 44 rush (Legg kick)
	WVU -	Legg 38 FG
4th	WVU -	Legg 37 FG
	KU -	Daniels 3 rush (Borcila kick)

	WVU	KU
First Downs	23	15
Rushes/Yards	50/261	27/87
Passing Yardage	175	249
Passes	17/22/1	22/32/2
Punts	2/82/41.0	2/83/41.5
Fumbles/Lost	1/1	2/0
Return Yardage	0	139
Penalties/Yards	5/50	4/34
Time of Possession	32:28	26:37

WVU RUSHING: Brown 19-156, Mathis 22-118; WVU PASSING: Doege 16-21-2-170; WVU RECEIVING: Ryan 5-87; WVU TACKLES (TFL/QS): Chandler-Semedo 8 (1/0). McLeod 8 (1/0); WVU INTERCEPTIONS: Chandler-Semedo (2).

KU RUSHING: Pesek-Hickson 12-60; KU PASSING: Daniels 22-32-2-249; KU RECEIVING: Lassiter 7-45, Grimm 4-105, Casey 4-67; KU TACKLES (TFL/QS): Logan 14 (1/0), Potter 10 (2.0) Miller 9 (1/0); KU INTERCEPTIONS: Potter.

Attendance - 23,117

MIKE O'LAUGHLIN

TONY MATHIS JR.

COACHING STAFF ASSIGNMENTS

- Here's a breakdown of the WVU coaching staff assignments for the 2022 season:

Matt Moore (AHC-OL/Field)
Graham Harrell (OC-QB/Press Box)
Chad Scott (Run Game Coord.-RB/Field)
Jordan Lesley (DC-OLB/Field)
ShaDon Brown (Co-DC-DBs/Field)
Jeff Koonz (ST Coordinator-ILB/Field)
Andrew Jackson (DL/Press Box)
Sean Reagan (TE/Press Box)
Tony Washington (WR/Field)
Dontae Wright (S/Press Box)

30 IS ENOUGH

- Since 1980, West Virginia is 205-23-1 when scoring 30 or more points in a game. During the 1990s, West Virginia was 43-4 when scoring 30 or more points in a contest and was 40-2-1 in the '80s when reaching that mark. WVU is 124-19 since 2000 when scoring 30 points or more in a contest.

SCORING 40 OR MORE POINTS

- Since 2000, the Mountaineers are 65-6 when hitting the 40-point plateau, and WVU is 195-6 all-time when scoring 40 or more points in a game.

OVERTIME GAMES

- The 27-21, double-overtime win over Baylor in 2020 marked the 15th overtime game in West Virginia history. The Mountaineers own a 7-8 record in overtime games.
- West Virginia played its first overtime game against Pitt in 1997, dropping a three-overtime thriller, 41-38.

Overtime Games

Oct. 3, 2020	WVU 27, Baylor 21, 2OT
Oct. 10, 2015	Oklahoma State 33, WVU 26, OT
Nov. 30, 2013	Iowa State 52, WVU 44, 3OT
Nov. 9, 2013	Texas 47, WVU 40, OT
Nov. 2, 2013	WVU 30, TCU 27, OT
Nov. 3, 2012	TCU 39, WVU 38 2OT
Oct. 29, 2010	UConn 16, WVU 13 OT
Sept. 10, 2010	WVU 24, Marshall 21 OT
Nov. 8, 2008	Cincinnati 26, WVU 23 OT
Sept. 18, 2008	Colorado 17, WVU 14 OT
Dec. 2, 2006	WVU 41, Rutgers 39, 3OT
Oct. 15, 2005	WVU 46, Louisville 44, 3OT
Sept. 18, 2004	WVU 19, Maryland 16 OT
Nov. 11, 2000	WVU 31, Rutgers 24, 2OT
Nov. 28, 1997	Pitt 41, WVU 38, 3OT

18 OF THE LAST 20 YEARS

- Dating back to the 2002 Continental Tire Bowl, played in Charlotte, N.C., West Virginia has made 18 bowl appearances in the last 20 years, missing only the 2013 and 2019 seasons.
- The Mountaineers are one of 15 Power 5 schools to accomplish that feat: Georgia (20), Oklahoma (20), Wisconsin (20), Clemson (19), Florida (19), LSU (19), Ohio State (19), Oklahoma State (19), Virginia Tech (19), Alabama (18), Auburn (18), Florida State (18), Iowa (18), Oregon (18) and West Virginia (18).

AVERAGE PER DOWN

- Here's a breakdown of how the 2022 West Virginia offense is operating on first, second, third and fourth down:
- On first down, the Mountaineers have run 32 plays and have gained 174 yards for a 5.4 average. On second down, the Mountaineers have run 24 plays for 89 yards and a 3.7 average. On third down, the Mountaineers have run 16 plays for 141 yards and an 8.8 average gain. West Virginia has 1 play on fourth down for 0 yards and a 0.0 average.
- WVU's touchdowns have come two times on first down (1 rush/1 pass), two times on second down (1 rush/1 pass), zero times on third down (0 rush/0 pass) and zero times on fourth down (0 rush/0 pass).

OFFENSIVE ANALYSIS

- Breaking down the West Virginia offensive numbers for the 2022 season shows that the Mountaineers have run 73 plays, 33 on the ground and 40 through the air.
- The rushing game has totaled 190 yards, an average of 5.8 yards per carry and two touchdowns. The passing attack has totaled 214 yards, two touchdowns and an average of 9.3 yards per completion.
- Combine the two and the Mountaineers have turned in 404 yards of total offense, four touchdowns, an average of 5.5 yards per play and an average of 31.0 points per game.
- Deeper analysis shows that the Mountaineer offense has gained seven first downs by the run and 11 via the pass. On average, West Virginia has totaled 190.0 yards per game on the ground, 214.0 yards per game passing and 404.0 yards per game of total offense.

AGAINST RANKED TEAMS

- Beginning with a 27-0 loss to Fordham on Oct. 18, 1941, West Virginia has played 166 games against nationally ranked teams. Of those, 50 have been Mountaineer victories.
- Since 1999, WVU has posted 26 victories over ranked teams. The Mountaineers defeated two ranked opponents in 2021: No. 15 Virginia Tech and No. 22 Iowa State.

Weekly Media Planner (Monday, Sep. 5 - Sunday, Sep. 11)

Mon (5)	Tue (6)	Wed (7)	Thu (8)	Fri (9)	Sat (10)	Sun (11)
	Neal Brown Media Conference - 12:05 p.m. (Team Room) **FB** Player/Coordinator Interviews, Puskar Team Room 12:30 p.m. **MSOC** vs. American Morgantown, W.Va. ESPN+, 7 p.m.		**FB** Neal Brown Radio Show, Kegler's, 6 p.m. **WSOC** vs. Clemson Morgantown, W.Va. Big 12 Now on ESPN+, 7 p.m	**VB** vs.Northern Colorado South Dakota Classic Vermillion, S.D. 10:30 a.m. **MSOC** vs. Yale Morgantown, W.Va. ESPN+, 7 p.m. **VB** vs.South Dakota South Dakota Classic Vermillion, S.D. 8 p.m.	**FB** vs. Kansas Big 12 Now, 7 p.m. **VB** vs.CSU Bakersfield South Dakota Classic Vermillion, S.D. 12 p.m.	**GOLF** at Gopher Invitational Minneapolis, Minn. 8 a.m. **WSOC** vs. Bucknell Morgantown, W.Va. Big 12 Now on ESPN+, 1 p.m.

2021 PRESEASON HONORS

Taijh Alston
East-West Shrine Bowl Watch List
Preseason All-Big 12 Fourth Team (Athlon Sports)

Jared Bartlett
Preseason All-Big 12 Fourth Team (Phil Steele)
2022 Iron Mountaineer Award

Austin Brinkman
Preseason All-Big 12 Fourth Team (Athlon Sports)

Jasir Cox
East-West Shrine Bowl Watch List

JT Daniels
Maxwell Award Watch List
Johnny Unitas Jr. Golden Arm Award Watch List
Walter Camp Player of the Year Watch List
East-West Shrine Bowl Watch List
Reese's Senior Bowl Watch List

Lance Dixon
Preseason All-Big 12 Third Team (Athlon Sports)

Bryce Ford-Wheaton
East-West Shrine Bowl Watch List
Reese's Senior Bowl Watch List
Preseason All-Big 12 First Team (Athlon Sports, Phil Steele)

Zach Frazier
Lombardi Award Watch List
Rimington Award Watch List
Wuerffel Trophy Watch List
AFCA Good Works Team Watch List
Walter Camp Preseason All-America Second Team
Preseason All-America Fourth Team (Athlon Sports)
Preseason All-Big 12 First Team (Big 12 Media)
Preseason All-Big 12 First Team (Athlon Sports)
Preseason All-Big 12 Third Team (Phil Steele)
2022 Iron Mountaineer Award (Second Year)

James Gmiter
East-West Shrine Bowl Watch List

Sam James
WVU's Big 12 Champion For Life
East-West Shrine Bowl Watch List
Reese's Senior Bowl Watch List
Preseason All-Big 12 Fourth Team (Athlon Sports, Phil Steele)

Jordan Jefferson
Preseason All-Big 12 Fourth Team (Athlon Sports)

Casey Legg
Lou Groza Award Watch List
Preseason All-Big 12 First Team (Big 12 Media)
Preseason All-Big 12 First Team (Athlon Sports)
Preseason All-Big 12 Second Team (Phil Steele)

Graeson Malashevich
2022 Iron Mountaineer Award (Second Year)

Nick Malone
2022 Tommy Nickolich Award, signifying WVU's Most Outstanding Walk-on

Tony Mathis Jr.
Preseason All-Big 12 Fourth Team (Phil Steele)

Wyatt Milum
Lombardi Award Watch List
Preseason All-Big 12 First Team (Phil Steele)
Preseason All-Big 12 Second Team (Athlon Sports)

Doug Nester
Preseason All-Big 12 First Team (Lindy's)
Preseason All-Big 12 Third Team (Athlon Sports, Phil Steele)
2022 Iron Mountaineer Award

Mike O'Laughlin
Mackey Award Watch List
Preseason All-Big 12 Third Team (Phil Steele)

Dante Stills
Bednarik Award Watch List
Bronko Nagurski Trophy Watch List
Lombardi Award Watch List
Outland Trophy Watch List
Reese's Senior Bowl Watch List
East-West Shrine Bowl Watch List
Preseason All-America Second Team (Lindy's)
Preseason All-America Second Team (Phil Steele)
Preseason All-American Third Team (Athlon Sports)
Preseason All-Big 12 First Team (Big 12 Media)
Preseason All-Big 12 First Team (Athlon Sports)
Preseason All-Big 12 First Team (Lindy's)
Preseason All-Big 12 First Team (Phil Steele)

Charles Woods
Bronko Nagurski Trophy Watch List
East-West Shrine Bowl Watch List
Preseason All-Big 12 First Team (Big 12 Media)
Preseason All-Big 12 Second Team (Lindy's)
Preseason All-Big 12 Third Team (Athlon Sports)
Preseason All-Big 12 Fourth Team (Phil Steele)

2022 Big 12 Standings

	Big 12	Pct.	Overall	Pct.
Iowa State	0-0	.000	1-0	1.000
Kansas	0-0	.000	1-0	1.000
Kansas State	0-0	.000	1-0	1.000
Baylor	0-0	.000	1-0	1.000
Oklahoma	0-0	.000	1-0	1.000
Oklahoma State	0-0	.000	1-0	1.000
Texas	0-0	.000	1-0	1.000
Texas Tech	0-0	.000	1-0	1.000
TCU	0-0	.000	1-0	1.000
West Virginia	0-0	.000	0-1	.000

NCAA ALL-TIME VICTORY LEADERS

Team	Years	Games	Record	Pct.
1. Michigan	142	1,364	976-352-36	.728
2. Ohio State	132	1,324	942-329-53	.731
Alabama	127	1,318	942-333-43	.731
4. Oklahoma	127	1,312	929-330-53	.728
5. Notre Dame	132	1,301	928-331-42	.729
Texas	129	1,346	928-385-33	.702
7. Penn State	135	1,354	909-404-41	.686
Nebraska	132	1,357	909-408-40	.685
9. USC	128	1,270	858-358-54	.697
10. Tennessee	125	1,317	857-407-53	.671
11. Georgia	128	1,334	852-428-54	.659
12. LSU	128	1,296	822-427-47	.652
13. Auburn	129	1,292	788-457-47	.628
14. Clemson	126	1,287	778-464-45	.621
15. West Virginia	**129**	**1,327**	**767-515-45**	**.595**
Texas A&M	127	1,306	767-490-48	.606
17. Virginia Tech	128	1,299	761-492-46	.604
18. Washington	132	1,263	750-464-50	.614
Pitt	133	1,339	750-547-42	.576
20. Florida	115	1,218	747-431-40	.630

CHARTING WEST VIRGINIA'S PLAYERS OF THE WEEK

Game	O-Champ	D-Champ	ST-Champ	O-Scout	D-Scout	ST-Scout
at Pitt	None	None	None	None	None	None
Kansas						
Towson						
at Virginia Tech						
at Texas						
Baylor						
at Texas Tech						
TCU						
at Iowa State						
Oklahoma						
Kansas State						
at Oklahoma State						

ROAD, HOME AND TOTAL WINS

Most Total Wins Over The Last 20 Years (2003-22)

Rk.	School	Wins
1.	Ohio State	210
	Alabama	210
3.	Oklahoma	204
4.	Boise State	201
5.	Clemson	192
6.	Georgia	192
7.	LSU	187
8.	Wisconsin	180
9.	Oregon	173
10.	TCU	168
	Florida	168
12.	Oklahoma State	167
13.	Virginia Tech	165
	Utah	165
	USC	165
16.	Auburn	163
	Texas	163
18.	Florida State	162
19.	Notre Dame	159
20.	Cincinnati	158
21.	Penn State	157
	BYU	157
	Iowa	157
24.	**West Virginia**	**154**
	Michigan	154

Best Winning Percentage Away From Home (Road or Neutral) Over The Last 20 Years (2003-22)

Rk.	School	W-L	Winning %
1.	Ohio State	86-23	.789
2.	Alabama	94-31	.752
3.	Boise State	94-32	.746
4.	Oklahoma	87-30	.744
5.	Georgia	92-42	.687
6.	LSU	75-40	.652
7.	USC	71-38	.651
8.	TCU	75-42	.641
9.	Clemson	80-45	.640
10.	Texas	71-42	.628
11.	Oklahoma State	71-46	.607
12.	Utah	72-47	.605
13.	Notre Dame	69-47	.595
14.	Florida State	71-49	.592
15.	Oregon	68-47	.591
16.	Wisconsin	68-48	.586
17.	Florida	71-51	.582
18.	Virginia Tech	69-50	.580
19.	BYU	70-56	.556
20.	Stanford	65-53	.551
21.	Iowa	61-52	.540
	Michigan State	61-52	.540
23.	Louisville	64-56	.533
24.	Cincinnati	66-58	.532
25.	Navy	73-65	.529
26.	**West Virginia**	**60-54**	**.527**

Best Home Winning Percentage Over The Last 20 Years (2003-22)

Rk.	School	W-L	Winning %
1.	Boise State	107-12	.899
	Ohio State	124-14	.899
3.	Clemson	112-16	.875
4.	Alabama	116-18	.866
5.	Oklahoma	117-19	.860
6.	LSU	112-19	.855
	Wisconsin	112-19	.855
8.	Georgia	100-18	.847
9.	Oregon	106-22	.828
10.	USC	94-22	.810
11.	Florida	97-26	.789
12.	Cincinnati	92-25	.786
13.	Utah	93-26	.782
14.	Auburn	107-31	.775
15.	Michigan	101-30	.771
16.	TCU	93-30	.756
17.	Oklahoma State	96-31	.756
18.	Penn State	101-33	.754
19.	Iowa	96-32	.750
20.	**West Virginia**	**94-32**	**.746**
21.	BYU	87-30	.744
22.	Northern Ill.	78-27	.743
23.	Miami (FL)	88-32	.733
24.	Houston	84-31	.730

REESE SMITH

BRYCE FORD-WHEATON

WEST VIRGINIA OFFENSE

- This season's offensive roster includes 13 true freshmen, 16 redshirt freshmen, seven sophomores, seven redshirt sophomores, three juniors, four redshirt juniors, one senior and one redshirt senior
- The 2022 offensive personnel include six quarterbacks, four running backs, one fullback, 13 wide receivers, eight tight ends and 20 offensive linemen
- West Virginia returned 16 offensive letterwinners and lost eight off last year's team
- Three players - QB JT Daniels, TE Brian Polendey and OL Jordan White - all earned their first starts for the Mountaineer offense at Pitt
- Daniels now has 20 career starts under center at three schools. He started 12 career contests (6-6 record) at USC from 2018-19, before going 7-0 as a starter at Georgia from 2020-21
- The Mountaineers ran 73 offensive plays in the season opener at Pitt, tied for the most in the Big 12
- Following the Pitt game, the Mountaineers have averaged 34.6 points per game in season openers since 2012
- West Virginia is averaging 47.3 points per game in home openers under Neal Brown
- Since 2012, WVU has tallied 46.7 points per game in home openers
- In all, the Mountaineers have scored at least 40 points in seven of the last 10 home openers
- In 11 all-time meetings, WVU has averaged 38.5 points per game against Kansas
- The Mountaineers have scored at least 30 points against the Jayhawks eight times, at least 40 points four times and at least 50 points twice
- In the Big 12 era, the Mountaineers have averaged 534.6 yards per game against KU, including 600+ yards four times in that span
- The Mountaineers have thrown for 300 or more yards eight times during the Brown era
- Since 2012, WVU has thrown for 300 or more yards 49 times, 350 or more 29 times, 400 or more 10 times and 500 or more four times
- West Virginia is 34-15 when passing for 300 or more yards since 2012
- Daniels became the first Mountaineer quarterback to record three total touchdowns in his debut since Will Grier on Sept. 3, 2017, against Virginia Tech
- WVU returns 47% of its receiving touchdowns, 46% of its receiving yards and 44% of its receptions from last season's production
- In all, the Mountaineers welcome back eight of 14 players who caught a pass last season
- Following Bryce Ford-Wheaton's two touchdowns at Pitt, WVU has now had a receiver catch multiple touchdowns eight times in the Brown era
- Ford-Wheaton is one of four Big 12 receivers with multiple touchdown grabs
- Ford-Wheaton (9) and Sam James (5) rank No. 1 and No. 8, respectively, in the Big 12 in receptions
- Tony Mathis is one of three Mountaineers with a 100-yard rushing performance in his career. He ran for 118 yards on 22 carries at Kansas on Dec. 4, 2021
- In his collegiate debut at Pitt, CJ Donaldson ran for 125 yards on seven carries with two scores
- With the performance, Donaldson became the first Mountaineer to rush for 100 yards in his first career game since Martell Pettaway on Nov. 16, 2016, at Iowa State
- Garrett Greene also has reached the century mark on the ground in his career. He rushed 13 times for 107 yards and two touchdowns against LIU on Sept. 11, 2021
- Overall, the Mountaineers are 13-1 in the Brown era when rushing for at least 100 yards
- The squad also has eclipsed the 200-yard plateau on the ground four times under Brown
- WVU has produced six 1,000-yard rushers since joining the Big 12 in 2012, including five times in the last seven years (2015-21)
- WVU has gained at least 500 yards of total offense four times under Brown, most recently on Sept. 11, 2021, against LIU
- West Virginia also has produced 14 games with more than 400 yards of total offense under Brown, most recently in the 2022 season opener at Pitt (404)
- WVU has now gained at least 400 yards of total offense in eight of the last 11 season openers

COMPARING THE TWO NATIONALLY

	WVU		KU	
Scoring Offense	66	(31.0)	20	(50.0)
Rushing Offense	49	(190.0)	8	(297.0)
Scoring Defense	103	(38.0)	23	(10.0)
Rushing Defense	27	(76.0)	36	(93.0)
Passing Offense	80	(214.0)	85	(205.0)
Total Offense	70	(404.0)	33	(502.0)
Passes Had Intercepted	59	(1)	59	(1)
Pass Defense	106	(308.0)	15	(97.0)
Total Defense	73	(384.0)	15	(190.0)
Kickoff Returns	85	(15.50)	5	(38.0)
Punt Returns	19	(12.50)	126	(-3.00)
Net Punting	54	(40.67)	N/A	
Passing Efficiency	98	(113.94)	25	(181.68)
Turnover Margin	90	(-1.00)	106	(-2.00)
Interceptions	N/A		33	(1)
Pass Eff. Defense	120	(188.22)	32	(94.03)
First Downs	60	(23)	75	(21)
First Down Defense	58	(19)	33	(14)
Third Down Conv.	40	(50.0)	5	(75.0)
Opponent Third Down	88	(41.7)	26	(23.5)
Fourth Down Conv.	73	(0)	73	(0)
Opponent Fourth Down	1	(0)	101	(100.0)
Sacks By	5	(5.00)	5	(5.00)
Sacks Against	96	(3.00)	1	(0)
Tackles for Loss	48	(6.00)	5	(12.0)
Tackles for Loss Allowed	105	(8.00)	6	(2.00)
Penalties	110	(11)	19	(4)
Possession Time	91	(27:29)	114	(24:24)
Punt Return Defense	81	(3.00)	12	(0.0)
Kickoff Return Defense	97	(21.50)	115	(26.00)
Turnovers Gained	65	(1)	65	(1)
Fumbles Gained	19	(1)	N/A	
Red Zone Offense	1	(100.0%)	67	(85.7%)
Red Zone Defense	78	(100.0%)	23	(50.0%)

WEST VIRGINIA OFFENSE

- WVU ranked No. 18 nationally in red zone offense last fall and went 5-for-5 in that area at Pitt
- Zach Frazier led the WVU offensive line with 60 knockdown blocks last season, helping him earn multiple All-America accolades
- Doug Nester had a team-leading six knockdown blocks at Pitt
- Four members of the Mountaineer offensive line have recorded at least 20 starts in their collegiate career

ON GRASS

- Since 1980, West Virginia is 55-69 in games played on natural grass. The Mountaineers were 20-20 during the 2010 decade, are 1-5 during the 2020s and are 41-42 since 2000.

WVU'S RECORD WHEN WEARING ... (SINCE 2001)

Blue Jersey - Gold Pants: 32-13
Blue Jersey - White Pants: 10-7
Blue Jersey - Blue Pants: 30-11
White Jersey - Gold Pants: 16-14
White Jersey - White Pants: 24-21
White Jersey - Blue Pants: 20-13
White Jersey - Gray Pants: 0-1
Gold Jersey - Blue Pants: 14-3
Gold Jersey - Gold Pants: 7-3
Gold Jersey - White Pants: 4-1
Gold Jersey - Gray Pants: 0-1
Gray Jersey - Gray Pants: 2-1

FIRST-TIME STARTERS

- Eight Mountaineers have earned their first career start during the 2022 season: Rashad Ajayi (CB), Aubrey Burks (S), Jasir Cox (Spear), JT Daniels (QB), Marcis Floyd (S), Lee Kpogba (LB), Brian Polendey (TE) and Jordan White (OL).

TRUE AND REDSHIRT FRESHMEN

- Three true freshmen have played for the Mountaineers in 2022: CJ Donaldson (RB), Mumu Bin-Wahad (CB) and Oliver Straw (P).
- Seven redshirt freshmen have played for West Virginia in 2022: Treylan Davis (TE), Jairo Faverus (LB), Preston Fox (WR), Davis Mallinger (Spear), Andrew Wilson-Lamp (CB), Tomas Rimac (OL) and Jordan White (OL)

FIRST-TIME PLAYERS

- There are 14 Mountaineers who have seen their first WVU action during the 2022 season: Rashad Ajayi (CB), Cortez Braham (WR), Jasir Cox (Spear), JT Daniels (QB), Anthony Del Negro (DL), CJ Donaldson (RB), Marcis Floyd (S), Parker Grothaus (K), Lee Kpogba (LB), Mike Lockhart (DL), Hershey McLaurin (S), Wesley McCormick (CB), Brian Polendey (TE) and Oliver Straw (P).

FOR STARTERS

- In 2022, the Mountaineers have 28 players with at least one game of starting experience.
- Tops on that list are James Gmiter (26), Dante Stills (26), Zach Frazier (23), Sam James (22), Brandon Yates (21) and Bryce Ford-Wheaton (21).

NFL MOUNTAINEERS

As of Sept. 5, there are 14 former Mountaineers on NFL rosters and practice squads, playing for 13 different teams.

Nick Kwiatkoski, Atlanta Falcons
Tavon Austin, Buffalo Bills
Trevon Wesco, Chicago Bears
Tony Fields II, Cleveland Browns
Will Grier, Dallas Cowboys
Rasul Douglas, Green Bay Packers
Yodny Cajuste, New England Patriots
Mark Glowinski, New York Giants
David Sills V, New York Giants
Kyzir White, Philadelphia Eagles
Karl Joseph, Pittsburgh Steelers
Colton McKivitz, San Francisco 49ers
Geno Smith, Seattle Seahawks
David Long Jr., Tennessee Titans

AGAINST THE BIG 12

- West Virginia is 53-48 all-time against current members of the Big 12 Conference. WVU is 6-4 vs. Baylor; 6-4 against Iowa State; 10-1 against Kansas; 6-6 vs. Kansas State; 2-10 vs. Oklahoma; 4-9 vs. Oklahoma State; 6-5 vs. Texas; 7-4 vs. TCU and 6-5 vs. Texas Tech.

ON NETWORK TELEVISION

- The Big 12 Now telecast of the Kansas game marks the 299th network television game for WVU.
- All-time, the Mountaineers are 155-142-1 in nationally televised games.

CHARTING WEST VIRGINIA'S PLAYERS OF THE WEEK

Game	O-Lineman	Juice Award
at Pitt	None	None
Kansas		
Towson		
at Virginia Tech		
at Texas		
Baylor		
at Texas Tech		
TCU		
at Iowa State		
Oklahoma		
Kansas State		
at Oklahoma State		

SAM JAMES

DAVIS MALLINGER

West Virginia Bests

Rushing Yards	569 vs. Washington & Lee 1923
Passing Yards	656 vs. Baylor 2012
Total Yards	807 vs. Baylor 2012
Total First Downs	37 vs. Maryland 2015
Low Rushing Yards All.	-30 vs. Florida 1981
Low Passing Yards All.	0 vs. Pitt 1981
Low Total Yards Allowed	-14 vs. Maryland 1919
Fewest First Downs All	0 vs. Maryland 1919
Longest TD run	96 vs. N. Illinois 1986
Longest Non-TD Run	79 vs. Louisville 2008, Baylor 2018
Longest TD Reception	96 vs. Penn State 1973
Longest Non-TD Reception	84 vs. Miami 2003
Points (Game)	92 vs. Marshall 1916
Victory Margin	89 vs. Geneva 1951

West Virginia Bests - 2020 Decade

Rushing Yards	329 vs. EKU '20
Passing Yards	370 vs. Iowa St. '21
Total Yards	624 vs. EKU '20
Total First Downs	31 vs EKU '20
First Downs Rushing	17 vs. EKU '20
First Downs Passing	18 vs. Iowa St. '21
Low Rushing Yards All.	27 vs. Baylor '20
Low Passing Yards All.	57 vs. Army '20
Low Total Yards Allowed	95 vs. LIU '21
Fewest First Downs All	7 vs. KU '20
Fewest 1st Downs Rushing All	3 vs, EKU, KU, KSU '20, LIU '21
Fewest 1st Downs Passing All	2 vs. Army '20, LIU '21
Longest TD run	87 vs. KU '20
Longest Non-TD Run	67 vs. TCU '21
Longest TD Reception	70 vs. OSU '20
Longest Non-TD Reception	58 vs. KSU '20
Points (Game)	66 vs. LIU '21
Points (Half)	42 vs. EKU '20 (First)
Points (Qtr)	28 vs. EKU '20 (Second)
Victory Margin	66 vs. LIU '21

West Virginia Bests - Neal Brown Era

Rushing Yards	392 vs. EKU '20
Passing Yards	498 vs. Texas Tech '19
Total Yards	624 vs. EKU '20
Total First Downs	31 vs. EKU '20
First Downs Rushing	17 vs. EKU '20
First Downs Passing	21 vs. Texas Tech '19
Low Rushing Allowed	27 vs. Baylor '20
Low Passing Yards Allowed	57 vs. Army '20
Low Total Yards Allowed	95 vs. LIU '21
Fewest 1st Downs Allowed	7 vs. KU '20
Fewest 1st Downs Rushing All	3 vs. EKU, KU, KSU '20, LIU '21
Fewest 1st Downs Passing All	2 vs. Army '20, LIU '21
Longest TD run	87 vs. KU '20
Longest Non-TD Run	67 vs. TCU '21
Longest TD Reception	83 vs. BU '19
Longest Non-TD Reception	58 vs. KSU '20
Points (Game)	66 vs. LIU '21
Points (Half)	42 vs. EKU '20 (First)
Points (Qtr)	28 vs. EKU (Second)
Victory Margin	66 vs. LIU '21

COMPARING THE TWO IN CONFERENCE

	WVU		KU	
Scoring Offense	10	(31.0)	5	(50.0)
Rushing Offense	6	(190.0)	1	(297.0)
Scoring Defense	9	(38.0)	2	(10.0)
Rushing Defense	3	(76.0)	6	(93.0)
Passing Offense	7	(214.0)	8	(205.0)
Total Offense	8	(404.0)	4	(502.0)
Passes Had Intercepted	6	(1)	6	(1)
Pass Defense	9	(308.0)	1	(97.0)
Total Defense	9	(384.0)	1	(190.0)
Kickoff Returns	7	(15.50)	1	(38.0)
Punt Returns	3	(12.50)	10	(-3.00)
Net Punting	6	(40.67)	N/A	
Passing Efficiency	10	(113.94)	5	(181.68)
Turnover Margin	8	(-1.00)	10	(-2.00)
Interceptions	N/A		1	(1)
Pass Eff. Defense	10	(188.22)	2	(94.03)
First Downs	5	(23)	8	(21)
First Down Defense	7	(19)	5	(14)
Third Down Conv.	5	(50.0)	1	(75.0)
Opponent Third Down	10	(41.7)	2	(23.5)
Fourth Down Conv.	7	(0)	7	(0)
Opponent Fourth Down	1	(0)	10	(100.0)
Sacks By	2	(5.00)	2	(5.00)
Sacks Against	8	(3.00)	1	(0)
Tackles for Loss	7	(6.00)	3	(12.0)
Tackles for Loss Allowed	9	(8.00)	1	(2.00)
Penalties	10	(11)	2	(4)
Possession Time	4	(27:29)	7	(24:24)
Punt Return Defense	10	(3.00)	4	(0.0)
Kickoff Return Defense	8	(21.50)	9	(26.00)
Turnovers Gained	1	(1)	1	(1)
Fumbles Gained	1	(1)	N/A	
Red Zone Offense	1	(100.0%)	6	(85.7%)
Red Zone Defense	6	(100.0%)	2	(50.0%)

OVER THE LAST EIGHT YEARS

- Over the last eight years, West Virginia's defense is No. 15 nationally in interceptions (91) among FBS schools and is No. 8 among Power 5 schools.
- In 2015, the Mountaineer defense finished with 23 interceptions, ranking No. 2 nationally. WVU also was No. 5 nationally in turnovers gained (31).
- WVU finished with 11 interceptions in 2016, 14 in 2017, 10 in 2018, eight in 2019, 11 in 2020 and had nine in 2021.

TAKEAWAYS

- Over the last eight years, West Virginia has produced 140 takeaways, tied for No. 37 nationally and tied for No. 19 among Power 5 schools.
- Alabama has the most during the eight-year period with 173. Clemson is second with 170, while Iowa is third with 167.

Scoring 20 or more in a quarter

- West Virginia scored 21 points in the first and third quarters against LIU on Sept. 11, 2021, marking the first time the Mountaineers have scored 20 or more in two quarters of a game since 2017
- WVU scored 20 or more points in two quarters against East Carolina and Delaware State in 2017, the first time that WVU had scored 20 or more points in two quarters in back-to-back games since 2000, and WVU added a third consecutive game with 20 or more points in two quarters at Kansas the following weekend
- WVU has scored 20 or more points in a quarter 71 times since 2000 and has done it in two quarters of a game 12 different times

Game	Year	Points	Quarter
LIU	2021	21	3rd
LIU	2021	21	1st
Kansas State	2020	21	2nd
Eastern Kentucky	2020	28	2nd
Oklahoma	2018	21	3rd
TCU	2018	24	2nd
Baylor	2018	31	2nd
Texas Tech	2018	28	1st
Youngstown State	2018	21	3rd
Tennessee	2018	20	3rd
Kansas State	2017	21	2nd
Baylor	2017	21	3rd
Texas Tech	2017	22	4th
Kansas	2017	21	4th
Kansas	2017	28	2nd
Delaware State	2017	21	2nd
Delaware State	2017	24	1st
East Carolina	2017	28	2nd
East Carolina	2017	21	1st
Kansas	2016	21	2nd
Texas Tech	2016	21	4th
Kansas	2015	28	1st
Maryland	2015	21	1st
Texas A&M	2014	20	1st
Iowa State	2014	20	2nd
Towson	2014	21	2nd
Baylor	2013	21	4th
Georgia State	2013	21	4th
Kansas	2012	21	2nd
TCU	2012	21	2nd
Baylor	2012	21	3rd
Baylor	2012	21	2nd
James Madison	2012	21	1st
Marshall	2012	21	3rd
Marshall	2012	21	2nd
vs. Clemson	2011	35	2nd
Connecticut	2011	23	3rd
Bowling Green	2011	21	2nd
Norfolk State	2011	28	3rd
UNLV	2010	21	1st
Auburn	2009	21	1st
North Carolina	2008	21	1st
Louisville	2008	21	3rd
UConn	2008	21	3rd
UConn	2007	21	4th
UConn	2007	21	3rd
Miss. State	2007	28	1st
at Marshall	2007	21	3rd
at Marshall	2007	21	4th
W. Michigan	2007	21	3rd
vs. Ga. Tech	2006	21	3rd
Cincinnati	2006	21	2nd
Cincinnati	2006	21	3rd
Syracuse	2006	21	3rd
at Miss. State	2006	21	4th
Maryland	2006	21	1st
vs. Georgia	2005	21	1st
Pitt	2005	21	4th
UConn	2005	21	2nd
at Maryland	2005	24	4th
James Madison	2004	21	2nd
East Carolina	2004	28	2nd
Temple	2003	21	1st
at East Carolina	2003	20	2nd
at East Carolina	2003	21	3rd
at Temple	2002	21	1st
UT-Chattanooga	2002	21	2nd
UT-Chattanooga	2002	21	4th
Rutgers	2001	28	1st

RASHAD AJAYI

DANTE STILLS

WEST VIRGINIA DEFENSE

- WVU's defensive roster includes 14 true freshmen, nine redshirt freshmen, seven sophomores, seven redshirt sophomores, two juniors, two redshirt juniors, one senior, three redshirt seniors and four super seniors
- WVU's total defensive personnel include 15 defensive linemen, two bandits, 11 linebackers, three spears, seven cornerbacks, four safeties and five defensive backs
- WVU returned 13 lettermen on the defensive side of the ball
- Five Mountaineer defenders - CB Rashad Ajayi, S Aubrey, Burks, SPEAR Jasir Cox, S Marcis Floyd and LB Lee Kpogba - earned their first WVU start at Pitt
- Three of WVU's top five players in tackles for loss returned this season, led by Dante Stills, who had a team-leading 15 TFLs in 2021
- Stills has 45.5 career TFLs, just two shy of Grant Wiley's all-time program record (47.5 from 2000-03)
- Together, father Gary Stills (1996-98) and sons Dante and Darius (2017-20) have combined to record 58 sacks at West Virginia
- In all, 56% of WVU's production in tackles for loss is back this season
- WVU also welcomed back seven players who registered at least 20 tackles last fall
- Since 2012, the Mountaineer defense has allowed just 12.2 points per game in home openers
- West Virginia has held the opposition to 20 points or fewer in 10 of the last 12 home openers
- WVU has recorded four shutouts in its first home game of the season since 2010
- Against Kansas, the Mountaineers are allowing 18.2 points in 11 all-time meetings
- West Virginia has allowed 14.0 points per game to Kansas in games played in Morgantown
- In the Big 12 era, WVU has surrendered 266.8 total yards per game to Kansas in Morgantown
- WVU has held KU to under 300 yards of total offense since 2012, including four times at Milan Puskar Stadium
- At least one Mountaineer has finished with 10 or more tackles in 25 of the last 51 games
- West Virginia has forced multiple turnovers against Kansas in six of the last seven meetings, dating back to 2015
- West Virginia has five defenders with at least six tackles, more than any other team in the Big 12
- The Mountaineers have tallied at least five tackles for loss as a team in 10 of its last 14 games
- WVU finished with five sacks at Pitt, the first time reaching that mark since Sept. 18, 2021, against Virginia Tech
- West Virginia ranks No. 5 nationally and No. 2 in the Big 12 in sacks (5)
- WVU also ranks No. 27 in the nation and No. 1 in the Big 12 in rush defense (76.0)
- West Virginia held seven opponents to fewer than 350 yards of offense in 2021. Three of those opponents finished with fewer than 300 yards
- In the Neal Brown era, the Mountaineers have held their opponents to fewer than 300 yards of total offense 11 times
- West Virginia also has held its opponents to fewer than 300 yards passing in 32 of its last 37 games, including 24 of its last 27, while also holding its opponents to fewer than 300 yards passing in 63 of the last 81 games
- WVU has allowed an opponent to pass for more than 250 yards just once in the last eight games, dating back to the 2021 campaign
- Since 2019, WVU has held opposing teams to fewer than 250 yards passing 26 times, fewer than 200 yards 16 times and fewer than 150 yards nine times
- The Mountaineers have intercepted a pass in 23 of the last 40 games, including seven of the last 11
- West Virginia also has intercepted multiple passes in a game seven times in the Brown era
- WVU has recorded at least eight interceptions in seven consecutive seasons, dating back to 2015
- WVU has forced a turnover in seven of the last eight games, as well as 25 of the 36 games of the Neal Brown era
- The Mountaineers finished No. 5 nationally in red zone defense in 2021, allowing scores on 35-of-50 attempts, including just 21 touchdowns
- WVU has finished in the Top 40 nationally in total defense in each of the last two seasons

WEST VIRGINIA SPECIAL TEAMS

- West Virginia's 2022 special teams personnel includes seven kickers/punters and two long snappers
- The Mountaineers are 1-of-1 on field goal tries so far this season
- Reigning Lou Groza Award semifinalist Casey Legg has made a field goal of 45 yards or longer in each season from 2019-21
- Legg has only missed two field goals of 39 yards or shorter in his career (20-of-22)
- Parker Grothaus joined the Mountaineers this season, following a three-year stint at Florida State, where he was the primary kickoff specialist for the Seminoles
- Two of Grothaus' five kickoffs at Pitt went for touchbacks
- Oliver Straw made his collegiate debut as a punter at Pitt, recording all six of the Mountaineers' punts for a 41.2 average and long of 48
- Three of WVU's six punts were placed inside the 20 at Pitt
- Over the last four seasons, WVU has punted the ball 174 times, with its opponents only returning 45 of them
- West Virginia has allowed just three yards on punt returns this season
- CJ Donaldson blocked a punt in the season opener at Pitt, West Virginia's first since Logan Thimons on Sept. 14, 2019, against NC State
- The Mountaineers are one of 18 teams in the nation with a blocked punt this season
- WVU ranks No. 19 nationally and No. 3 in the Big 12 in punt returns (12.50)
- Hershey McLaurin and Reese Smith each have returned one punt this fall for 14 and 11 yards, respectively. McLaurin's return was off the punt blocked by Donaldson in the third quarter of the Pitt game

ROOKIE HITS THE CENTURY MARK

- Freshman CJ Donaldson finished with 125 yards rushing on seven carries at Pitt in the season opener. yards at Pitt, one touchdown and a long run of 44 yards., his first career carry. He blocked a punt in the third quarter, which resulted in a 5-yard touchdown the next play.
- The last and only time a true freshman recorded a 100-yard rushing game in a season opener, was in 1919 when William Neale ran for 150 yards in the first game of the year against Marietta in his one and only season with WVU.
- Neale was the brother of former WVU football coach Earle "Greasy" Neale, who coached from 1931-33.

WEST VIRGINIA DEPTH CHART

CAREER GAMES PLAYED/STARTED

	GP/GS	2022	2021	2020	2019
Dante Stills, S-Sr., DL	48/26	1/1	13/12	10/10	12/3
Exree Loe, r-Sr., LB	43/11	1/0	10/7	9/1	12/3
Sam James, r-Jr., WR	39/22	1/1	13/6	9/3	12/12
Bryce Ford-Wheaton, r-Jr., WR	35/21	1/1	12/9	9/9	11/2
James Gmiter, r-Jr., OL	34/26	1/1	13/13	8/2	12/10
Jordan Jefferson, Jr., DL	31/6	1/1	13/4	6/0	11/1
Jared Bartlett, r-So., LB	28/6	1/1	13/3	9/1	4/0
Mike O'Laughlin, r-Jr., TE	27/16	1/0	5/3	9/9	12/4
Casey Legg, r-Jr., K	26/0	1/0	12/0	7/0	5/0
Zach Frazier, So., OL	24/23	1/1	13/13	10/9	--
Graeson Malashevich, r-So., WR	24/0	1/0	13/0	10/0	--
Reese Smith, So., WR	24/3	1/0	13/2	10/1	--
Jalen Thornton, r-So., DL	22/0	0/0	12/0	10/0	--
Brandon Yates, r-So., OL	24/21	1/0	13/13	10/9	--
Tony Mathis Jr., r-So., RB	22/2	1/1	11/1	6/0	4/0
Malachi Ruffin, Jr., CB	22/0	1/0	11/0	10/0	--
Sean Martin, So., DL	19/0	1/0	13/0	5/0	--
Lanell Carr, So., BAN	18/2	1/0	10/2	7/0	--
Taijh Alston, r-Sr., DL	17/13	1/1	13/12	1/0	2/0
Taurus Simmons, So., BAN	16/0	1/0	12/0	3/0	--
Nick Malone, r-So., OL	15/0	1/0	12/0	2/0	--
Garrett Greene, r-Fr., QB	14/0	1/0	11/0	2/0	--
Austin Brinkman, r-Fr., LS	14/0	12/0	13/0	--	--
Doug Nester, Jr., OL	14/14	1/1	13/13	--	--
Kaden Prather, Fr., WR	13/5	1/1	12/4	--	--
Wyatt Milum, Fr., OL	13/9	1/1	12/8	--	--
Charles Woods, r-Fr., S	12/5	1/1	11/4	--	--
Lance Dixon, r-So., LB	11/5	1/1	10/4	--	--
Justin Johnson Jr., Fr., RB	9/0	1/0	8/0	--	--
Edward Vesterinen, Fr., DL	9/1	1/0	8/1	--	--
Jordan White, r-Fr., OL	8/1	1/1	4/0	3/0	--
Aubrey Burks, Fr., S	7/1	1/1	6/0	--	--
Kolton McGhee, r-So., P	6/0	0/0	2/0	4/0	--
Naim Muhammad, r-So., S	5/0	0/0	1/0	2/0	2/0
Jairo Faverus, r-Fr., LB	5/0	1/0	0/0	4/0	--
Andrew Wilson-Lamp, Fr., CB	5/0	1/0	4/0	--	--
Davis Mallinger, Fr., S	5/0	1/0	4/0	--	--
Caleb Coleman, Fr., S	4/0	0/0	4/0	--	--
Treylan Davis, Fr., TE	5/0	1/0	4/0	--	--
Preston Fox, r-Fr., WR	5/0	1/0	4/0	--	--
Markquan Rucker, Fr., RB	4/0	0/0	4/0	--	--
Ja'Quay Hubbard, r-Fr., OL	4/0	1/0	3/0	--	--
Donovan Beaver, r-So., OL	2/0	0/0	1/0	1/0	--
Tyler Connolly, r-So., OL	2/0	0/0	1/0	1/0	--
C.J. Cole, r-Fr., WR	2/0	0/0	2/0	--	--
Will Crowder, Fr., QB	2/0	0/0	2/0	--	--
Tomas Rimac, Fr., OL	3/0	1/0	2/0	--	--
Hammond Russell IV, Fr., DL	2/0	0/0	2/0	--	--
Victor Wikstrom, Fr., TE	2/0	0/0	2/0	--	--
Leighton Bechdel, r-So., P	1/0	0/0	1/0	--	--
Brayden Dudley, Fr., DL	1/0	0/0	1/0	--	--
Wil Schoonover, Fr., LB	1/0	0/0	1/0	--	--
Shawn See, r-Fr., OL	1/0	0/0	1/0	--	--
JT Daniels, r-Jr., QB	1/1	1/1	--	--	--
Brian Polendey, S-Sr., TE	1/1	1/1	--	--	--
Marcis Floyd, r-Sr., S	1/1	1/1	--	--	--
Rashad Ajayi, r-Sr., CB	1/1	1/1	--	--	--
Jasir Cox, r-Sr., Spear	1/1	1/1	--	--	--
Lee Kpogba, r-So., LB	1/1	1/1	--	--	--
Wesley McCormick, S-Sr., CB	1/0	1/0	--	--	--
Cortez Braham, r-So., WR	1/0	1/0	--	--	--
CJ Donaldson, Fr., HB	1/0	1/0	--	--	--
Hershey McLaurin, r-So., S	1/0	1/0	--	--	--
Parker Grothaus, S-Sr., K	1/0	1/0	--	--	--
Oliver Straw, Fr., P	1/0	1/0	--	--	--
Anthony Del Negro, r-Sr., DL	1/0	1/0	--	--	--
Mike Lockhart, r-So., DL	1/0	1/0	--	--	--
Mumu Bin-Wahad, Fr., CB	1/0	1/0	--	--	--

^ - Stills' totals included 12 GP in 2018
* - Loe's totals include 11 GP in 2018
& - James' totals include 4 GP in 2018
# - Ford-Wheaton's totals include 2 GP in 2018
@ - Legg's totals include 1 GP in 2018

Offense

Position	No.	Name	Ht.	Wt.	Cl.	GP	GS	Hometown
WR (X)	0	Bryce Ford-Wheaton	6-3	224	r-Jr.	35	21	Fuquay-Varina, N.C./Holly Springs
	11	Cortez Braham	6-2	198	Jr.	1	0	Blythewood, S.C./Westwood/Hutchinson CC
LT	64	Wyatt Milum	6-6	307	So.	13	9	Kenova, W.Va./Spring Valley
	58	Nick Malone	6-5	300	r-So	15	0	Morgantown, W.Va./Morgantown
LG	74	James Gmiter	6-3	310	r-Jr.	34	26	Bethel Park, Pa./Bethel Park
	55	Tomas Rimac	6-6	312	r-Fr.	3	0	Brunswick, Ohio/Brunswick
C	54	Zach Frazier	6-3	306	So.	24	23	Fairmont, W.Va./Fairmont Senior
	53	Jordan White	6-2	298	r-Fr.	8	1	Largo, Md./DeMatha Catholic
RG	53	Jordan White	6-2	298	r-Fr.	8	1	Largo, Md./DeMatha Catholic
	72	Doug Nester	6-7	320	Jr.	14	14	Kenova, W.Va./Spring Valley/Virginia Tech
RT	72	Doug Nester	6-7	320	Jr.	14	14	Kenova, W.Va./Spring Valley/Virginia Tech
	50	Brandon Yates	6-4	308	r-So.	24	21	Middleton, Del./Liberty Baptist Academy
or	66	Ja'Quay Hubbard	6-5	318	r-So.	4	0	Sharpsville, Pa./Sharpsville/Virginia
TE (H)	88	Brian Polendey	6-4	256	r-Sr.	1	1	Denton, Texas/Guyton/Miami/Colorado State
or	87	Mike O'Laughlin	6-5	255	r-Jr.	27	16	Glen Ellyn, Ill./Fenwick
WR (Y)	13	Sam James	6-0	182	r-Jr.	39	22	Richmond Hill, Ga./Richmond Hill
	29	Preston Fox	5-10	184	r-Fr.	5	0	Morgantown, W.Va./Morgantown
WR (H)	15	Reese Smith	5-10	187	So.	24	3	Danville, Ky./Boyle County
	19	Graeson Malashevich	5-9	186	r-So.	24	0	Ceredo, W.Va./Spring Valley
WR (Z)	3	Kaden Prather	6-4	211	So.	13	5	Montgomery Village, Md./Northwest
	2	Jeremiah Aaron	5-10	186	So.	0	0	Natchitochs, La./Pearland (Texas)/Navarro CC
QB	18	JT Daniels	6-2	226	Jr.	1	1	Irvine, Calif./Mater Dei Catholic/USC/Georgia
	7	Will Crowder	6-2	220	r-Fr.	2	0	Gardendale, Ala./Gardendale
or	8	Nicco Marchiol	6-1	208	Fr.	0	0	Denver, Colo./Chandler (Ariz.)
or	6	Garrett Greene	5-11	200	So.	14	0	Tallahassee, Fla./Chiles
RB (F)	24	Tony Mathis Jr.	5-11	207	r-So.	22	2	Orlando, Fla./Cedartown
	26	Justin Johnson Jr.	5-11	198	So.	9	0	Edwardsville, Ill./Edwardsville
or	12	CJ Donaldson	6-2	240	Fr.	1	0	Miami, Fla./Gulliver Prep

Defense

Position	No.	Name	Ht.	Wt.	Cl.	GP	GS	Hometown
DT	55	Dante Stills	6-4	290	S-Sr.	48	26	Fairmont, W.Va./Fairmont Senior
	96	Edward Vesterinen	6-3	281	So.	9	1	Helsinki, Finland/French Finnish School of Helsinki
	99	Zeiqui Lawton	6-1	274	r-Fr.	0	0	Charleston, W.Va./South Charleston/Cincinnati
NG	95	Jordan Jefferson	6-3	310	Jr.	31	6	Navarre, Fla./Navarre
	93	Mike Lockhart	6-3	317	r-So.	1	0	Birmingham, Ala./Huffman/Georgia Tech
DE	12	Taijh Alston	6-4	255	r-Sr.	17	13	Lumberton, N.C./Union Pines/ECU/Copiah-Lincoln CC
	91	Sean Martin	6-5	288	So.	19	0	Bluefield, W.Va./BluefieldS-
BANDIT	10	Jared Bartlett	6-2	235	r-So.	28	6	Miami, Fla. /Collins Hill (Ga.)
or	44	Lanell Carr	6-1	245	So.	18	2	St. Louis, Mo./De Smet Jesuit
WLB	5	Lance Dixon	6-2	220	r-So.	11	5	Oak Park, Mich./West Bloomfield/Penn State
	6	Exree Loe	6-0	214	r-Sr.	43	11	Johnstown, Pa./Greater Johnstown Area
MLB	8	Lee Kpogba	6-1	230	Jr.	1	1	Winston-Salem, N.C./Parkland/Syracuse/East Miss. CC
	36	Caden Biser	6-0	226	r-Fr.	0	0	Morgantown, W.Va./Morgantown
SPEAR	27	Davis Mallinger	6-1	194	r-Fr.	5	0	Melbourne, Fla./Cocoa
or	6	Jasir Cox	6-1	204	S-Sr.	1	1	Kansas City, Mo./Bishop Miege/North Dakota State
LCB	4	Rashad Ajayi	5-11	182	S-Sr.	1	1	Atlanta, Ga./Langston Hughes/Colorado State
or	11	Wesley McCormick	5-11	200	r-Sr.	1	0	Germantown, Md./Northwest/JMU
FS	2	Aubrey Burks	5-11	201	So.	7	1	Oakridge, Fla./Auburndale
	13	Hershey McLaurin	6-1	210	So.	1	0	Friendship, Miss./Collins/Jones County JC
CS	24	Marcis Floyd	6-0	194	r-Jr.	1	1	Louisville, Ky./Du Pont Manual/Murray State
	14	Malachi Ruffin	5-10	195	Jr.	22	0	Nashville, N.C./Nash Central
RCB	9	Charles Woods	5-11	193	S-Sr.	12	5	Dallas, Texas/Justin F. Kimball/Illinois State
	20	Andrew Wilson-Lamp	6-2	178	r-Fr.	5	0	Massillon, Ohio/Massillon
	29	Mumu Bin-Wahad	5-10	179	Fr.	1	0	Atlanta, Ga./Grayson

Special Teams

Position	No.	Name	Ht.	Wt.	Cl.	GP	GS	Hometown
K	48	Casey Legg	6-4	216	r-Jr.	26	0	Charleston, W.Va./Cross Lanes Christian
	37	Parker Grothaus	6-2	216	r-Sr.	1	0	Indian Lake, Ohio/Indian Lake/Incarnate Word/Florida State
H	19	Graeson Malashevich	5-9	186	r-So.	24	0	Ceredo, W.Va./Spring Valley
P	41	Oliver Straw	6-2	214	Fr.	1	0	Melbourne, Australia/Mentone Grammar School
	40	Kolten McGhee	6-0	187	r-So.	6	0	Altoona, Pa./Bishop Guilfoyle
KO	37	Parker Grothaus	6-2	216	r-Sr.	1	0	Indian Lake, Ohio/Indian Lake/Incarnate Word/Florida State
	39	Danny King	5-10	172	r-Fr.	0	0	Cumberland, Md./Fort Hill
LS	43	Austin Brinkman	6-3	215	r-Fr.	14	0	Bel Air, Md./The John Carroll School
KOR	13	Sam James	6-0	182	r-Jr.	39	0	Richmond Hill, Ga./Richmond Hill
	27	Davis Mallinger	6-1	194	r-Fr.	5	0	Melbourne, Fla./Cocoa
PR	13	Sam James	6-0	182	r-Jr.	39	0	Richmond Hill, Ga./Richmond Hill
or	15	Reese Smith	5-10	187	So.	24	0	Danville, Ky./Boyle County
or	29	Preston Fox	5-10	184	r-Fr.	5	0	Morgantown, W.Va./Morgantown

RECORD UNDER BROWN

Overall Record	52-35
At home	28-12
On the road	20-22
At a neutral site	4-1
Day games	36-27
Night games	16-8
Vs. ranked (coaches' poll)	4-12
Vs. ranked (AP poll)	4-13
Vs. coaches' Top 10	0-3
Vs. AP Top 10	0-3
Vs. ACC	2-3
Vs. Big 12	11-15
Vs. Big Ten	1-3
Vs. Pac-12	0-0
Vs. SEC	1-2
Vs. C-USA	2-0
Vs. Mid-American	3-0
Vs. Mountain West	0-2
Vs. Sun Belt	23-9
Vs. FCS	7-0
Vs. Independents	2-1
In bowl games	4-0
In overtime	1-0
More than 7 days to prepare	17-12
In August	1-0
In September	17-10
In October	13-13
In November	16-9
In December	5-3
In January	0-0
Outrushing opponent	41-6
Outrushed by opponent	11-29
When rushing for 200 yards	13-0
When rushing for 300 yards	3-0
Outpassing opponent	33-16
Outpassed by opponent	19-19
When passing for 300-399 yards	19-6
When passing for 400-499 yards	1-1
When passing for 500+ yards	0-0
When allowing 1-199 yards passing	27-15
When allowing 200-299 yards passing	18-13
When allowing 300+ yards passing	7-7
When having 400-499 total offense	21-5
When having 500+ total offense	4-2
More total offense than opponent	38-11
Same total offense as opponent	1-0
Less total offense than opponent	13-24
Allowing 399 or less total offense	44-22
When allowing 400+ total offense	6-12
When allowing 500+ total offense	2-1
Committing fewer turnovers	34-3
Committing more turnovers	12-22
Turnovers are even	6-10
0-30:00 of time of possession	27-21
30:01-plus of time of possession	25-14
Scoring first	35-9
Opponent scores first	17-26
Leading after the 1st quarter	40-6
Trailing after the 1st quarter	5-21
Tied after the 1st quarter	7-8
Leading at halftime	42-4
Trailing at halftime	5-29
Tied at halftime	5-2
Leading after the 3rd quarter	45-3
Trailing after the 3rd quarter	5-29
Tied after the 3rd quarter	2-3
Scoring 0-10 points	0-9
Scoring 11-20 points	3-17
Scoring 21-30 points	16-6
Scoring 31-40 points	17-2
Scoring 41-plus points	16-1
Opponent scores 0-10 points	12-0
Opponent scores 11-20 points	17-7
Opponent scores 21-30 points	19-10
Opponent scores 31-40 points	4-9
Opponent scores 41-plus points	0-9
Individual 100-yard rusher	26-4
Opponent 100-yard rusher	8-13
Opponent less than 100-yards rushing	19-4
Individual 1 100-yard receiver	21-7
Opponent 100-yard receiver	10-7
Individual 300-yard passer	14-6
Opponent 300-yard passer	7-7

WEST VIRGINIA HEAD COACH NEAL BROWN - FOURTH YEAR

Neal Brown is in his fourth year as the head coach at West Virginia.

It's a proven fact that you win with people, and no one knows that better than Brown. He has a commitment to investing time and resources in his staff and players, mentoring and preparing them to carry out the mission of Mountaineer Football, not only on the field but off of it as well.

One of the key areas in which his commitment is paying huge dividends is recruiting. Brown has taken a young and depleted roster, established a strong foundation and has it heading in an upward direction toward the future.

In his first three full classes, the average signee star rating has been among the best in the program's history, highlighted by the signing of 12 four-star recruits during that time. The program has landed multiple targets after beating out many high-level schools, and it has landed the top in-state recruits each year in coveted prospects, Zach Frazier, Wyatt Milum and Corbin Page.

The 2021 class had the highest average star rankings (3.25) according to Rivals since the start of the company, and the 2023 class is currently ranked No. 13 nationally, which would be the best in the Internet era.

With the landscape of college football changing more than ever, Brown has had to evaluate and give even more attention to his role as the CEO, overseeing the broad picture, manage all areas of the program and make sure all areas concerning the players and staff are accomplished. This past offseason, Brown showed his investment in his staff by bringing in offensive coordinator Graham Harrell to be more hands-on with the offense and further its development.

Brown continues to support and champion program leadership by the players and-above all-a dedication to the individual student-athlete. His mission is in the development of each player as a complete person, not only on the field, but off, and for each to continuously build themselves and their brand to make a difference in the world after their football career is finished.

One of the first player initiatives that Brown implemented for the team was the 5th Quarter program to assist in the development of the total player, not only on the field, but for life beyond graduation. The pillars of the program are character development, leadership development, real life, social responsibility and career development. With the name, image and likeness legislation enacted in July 2021, Brown did his due diligence in advance to ensure that his players were prepared, no matter how involved the process becomes in the future.

Another component of the 5th Quarter program is the Bridge program. Its goal is to introduce the student-athletes to the college experience when they first enter WVU and give them their final training before they embark into life after graduation.

The 2021 squad finished with six wins and had its share of positives, including earning a bowl bid to the Guaranteed Rate Bowl, its second in a row under Brown. WVU has earned a spot in a bowl game in 18 of the last 20 years and is one of only 15 programs in the nation to accomplish that feat. Running back Leddie Brown rushed for 1,000 yards for the second year in a row and WVU was fourth in the Big 12 in average passing yards per game (247.9). The Mountaineer defense finished No. 5 nationally in red zone defense, No. 18 in the fewest first downs allowed and No. 29 in third-down defense.

The Mountaineers defeated No. 15 Virginia Tech, marking the highest ranked win of the Brown era and also defeated No. 22 Iowa State to tie for the most wins against ranked teams in a season since 2007.

West Virginia had a program-best 24 student-athletes named to the Academic All-Big 12 Teams, safety Sean Mahone was a finalist for the William Campbell Trophy, the academic Heisman, and he earned a spot on the National Football Foundation's Scholar-Athlete Team. Kicker Casey Legg was named a semifinalist for the Lou Groza National Kicking Award and WVU had nine players named to one of three Big 12 postseason all-conference teams by media organizations.

Center Zach Frazier was named to the Walter Camp Football Foundation and American Football Coaches Association's All-America teams and tackle Wyatt Milum was named to three Freshman All-America teams. Defensive lineman Dante Stills was named an All-Big 12 First Team honoree and Frazier earned a spot on the second team.

The 2020 season was a big challenge for Brown, testing his ability, not only as a coach, but as a leader. He was forced to deal with the COVID-19 pandemic since mid-March, which didn't allow for spring practice or offseason workouts and skill instruction, while social unrest was at a high level nationally during the summer.

In September 2020, Brown was named the honorary head coach for the AFCA AllState Good Works Team, honoring him for his commitment to leadership, the Morgantown community and Mountaineer Nation as a whole. In January, he was named to the AFCA's Board of Trustees.

Even though the program constantly was forced to deal with the effects and protocols of COVID-19 during the 2020 season, the Mountaineers stayed the course, finishing the season 6-4 overall and 4-4 in the Big 12. Brown made his first bowl appearance as the coach of West Virginia against Army in the AutoZone Liberty Bowl, winning the game, 24-21.

Five players earned All-America honors, led by Darius Stills, who was the school's first Consensus All-American since 2006 and 12th in school history. Tony Fields II, Tykee Smith and Dante Stills were named to at least one All-America team and freshmen Zach Frazier and Akheem Mesidor were named to Freshman All-America teams. In April, Fields was drafted by the Cleveland Browns and five players signed free agent contracts.

Eight players were named to the All-Big 12 Conference postseason teams, led by first-team honorees, Fields II, also defensive newcomer of the year, Darius Stills, also defensive lineman of the year, and Leddie Brown, first-team running back.

The Mountaineers finished the 2019 season with a 5-7

WEST VIRGINIA HEAD COACH NEAL BROWN - FOURTH YEAR

Year	School	Position	Record
2022	West Virginia	Head Coach	0-1
2021	West Virginia	Head Coach	5-7
2020	West Virginia	Head Coach	6-4
2019	West Virginia	AutoZone Liberty Bowl Champions, AFCA Good Works Team Honorary Coach Head Coach	5-7
2018	Troy	Head Coach	10-3
2017	Troy	Dollar General Bowl Champions Head Coach	11-2
2016	Troy	Sun Belt Conference Champions, Sun Belt Conference Coach of the Year R&L Carriers New Orleans Bowl Champions Head Coach	10-3
2015	Troy	Dollar General Bowl Champions Head Coach	4-8
2014	Kentucky	Assistant Coach (OC/QB)	5-7
2013	Kentucky	Assistant Coach (OC/QB)	2-10
2012	Texas Tech	Assistant Coach (OC/QB)	7-5
2011	Texas Tech	Meineke Car Care Bowl Champions Assistant Coach (OC/QB)	5-7
2010	Texas Tech	Assistant Coach (OC/QB)	8-5
2009	Troy	TicketCity Bowl Champions Assistant Coach (OC/QB)	9-4
2008	Troy	GMAC Bowl, Sun Belt Conference Champions Assistant Coach (OC/QB)	8-5
2007	Troy	New Orleans Bowl Assistant Coach (Inside Receivers)	8-4
2006	Troy	Sun Belt Conference Champions Assistant Coach (Inside Receivers)	8-5
2005	Delaware	Sun Belt Conference Champions, New Orleans Bowl Champions Assistant Coach (Wide Receivers)	6-5
2004	Sacred Heart	Assistant Coach (QB/Wide Receivers)	6-4
2003	Massachusetts	Assistant Coach (TE/OL Assistant) NCAA FCS Playoffs Atlantic 10 Conference Champions	10-3

Brown Totals - at West Virginia - 17-19 (Fourth Year); Overall - 52-35 (Eighth Year)

mark, in what was called a transitional year. WVU finished the regular season winning two of the final three games, at Kansas State and at TCU, and had a 3-3 mark on the road, including a 3-2 road record in the Big 12 Conference.

Five of Brown's players were named to All-Big 12 postseason teams, and Colton McKivitz was named the Big 12's Co-Offensive Lineman of the Year. McKivitz earned spots on two All-America teams - Walter Camp Football Foundation's Second Team and the Associated Press' Third Team, and Tykee Smith was named a freshman All-American by the Football Writers Association of America. McKivitz played in the Reese's Senior Bowl and was selected in the fifth-round of the NFL Draft by the San Francisco 49ers.

Brown, one of six FBS coaches to win 10 or more games in 2016, 2017 and 2018, was named WVU's 35th head football coach on Jan. 5, 2019.

He spent the previous four years as the head coach at Troy University (2015-18), compiling a 35-16 record, including 3-0 in bowl games. In his final three seasons, the Trojans posted a 31-8 record (.795), tying for the highest winning percentage nationally among non-Power 5 schools.

Before Brown left after the 2018 season, Troy had won 17 of its last 20 games and 22 of its last 26 games. After directing the Trojans to the 2017 Sun Belt Conference Championship, Brown was honored as the league's coach of the year.

During his highly successful tenure at Troy, Brown's signature wins included a 24-21 victory in 2017 at then-No. 22 ranked LSU in Baton Rouge, which snapped the Tigers' 49-game non-conference home winning streak and a 24-19 win at Nebraska on Sept. 15, 2018. Also impressive was his team's narrow 30-24 loss at eventual 2016 national champion Clemson.

In 2018, Troy finished 10-3, including a victory over Buffalo in the Dollar General Bowl in Mobile, Alabama. The Trojans finished 7-1 in conference play and won five of their last six games.

The 2017 campaign featured an 11-win season for Troy, including a win over North Texas in the New Orleans Bowl. The Trojans once again finished with a 7-1 conference mark, earning Brown his first conference championship. Troy finished the season with the 27th most votes in the final Amway Coaches Poll, marking the highest final ranking by a Sun Belt Conference squad in league history.

Troy faced seven bowl teams and posted a 6-1 mark in those games. Additionally, the Trojans played three conference or conference division champions – Boise State (Mountain West), Akron (MAC/East) and North Texas (C-USA West).

Troy finished 10-3 in 2016, including a 6-2 mark in the Sun Belt and a victory over Ohio University in the Dollar General Bowl. The Trojans became the first Sun Belt Conference school to ever open a season with eight wins in its first nine games, and they became the first league school to appear in a major top 25 poll, checking in at No. 25 in the Associated Press' Nov. 13 poll. Additionally, Brown's 2016 squad tied for the best turnaround in the country (6 wins).

Prior to Brown's first season at Troy in 2015, he spent two years (2013-14) as the offensive coordinator under Mark Stoops at Kentucky. The Wildcats posted more than 440 yards of total offense in three Southeastern Conference games in 2014, its highest total since 2001.

The Wildcats totaled 380 yards or more of total offense in their first three SEC games in 2014, marking the first time a UK team had done so since 1998. Kentucky scored 21 offensive touchdowns in SEC play in 2014.

He also spent three years at Texas Tech (2010-12) as the offensive coordinator after his first stint at Troy as an assistant coach from 2006-09.

As Texas Tech's offensive coordinator and quarterbacks coach, the Red Raiders ranked in the nation's top-seven teams in passing offense, top 15 in total offense and top 25 in scoring offense, having increased production in all three categories each year since 2010. TTU finished the 2012 season second nationally in passing with 355.9 yards per game, 13th in total offense at 495.4 yards per game and 20th in scoring with 37.5 points per game.

The 2012 campaign was an expansion of the success from 2011, when Texas Tech ranked 13th nationally in total offense at 470.6 yards per game.

At Troy, Brown was the inside receivers coach the first two years (2006-07) with the Trojans before transitioning to offensive coordinator and quarterbacks coach in 2008-09. Troy won four Sun Belt Conference titles and appeared in three bowl games during Brown's initial tenure.

He began his coaching career with one-year stints at UMass (2003), Sacred Heart (2004) and Delaware (2005).

Brown was a wide receiver at Kentucky for three years (1998-2000) before finishing his career at UMass in 2001-02. He was a member of two bowl teams with the Wildcats and was named to the Southeastern Conference Academic Honor Roll.

While at UMass, he was an Atlantic 10 All-Academic honoree and an NCAA Division I-AA Athletic Directors' Academic All-Star team selection.

Brown graduated from UMass with a bachelor's degree in business management in 2002 and earned his master's degree in business administration in 2005.

Born in Louisville, Kentucky, Brown grew up in Bardstown, Kentucky, before moving to Danville, Kentucky, where he was an all-state wide receiver at Boyle County High School, finishing his career as the No. 2 receiver in state history.

Brown, and his wife, Brooke, have two daughters, Adalyn and Anslee, and a son, Dax.

BROWN VS. ALL OPPONENTS

Opponent	First Time	Last Time	W-L
Akron	2017	2017	1-0
Alabama State	2017	2017	1-0
Appalachian State	2015	2018	1-2
Arkansas State	2016	2017	1-1
Army	2020	2020	1-0
Austin Peay	2016	2016	1-0
Baylor	2019	2021	1-2
Boise State	2017	2018	0-2
Buffalo	2018	2018	1-0
Chas. Southern	2015	2015	1-0
Clemson	2016	2016	0-1
Coastal Carolina	2017	2018	2-0
Eastern Kentucky	2020	2020	1-0
Florida A&M	2018	2018	1-0
Georgia Southern	2015	2018	2-2
Georgia State	2015	2018	3-1
Idaho	2015	2017	2-1
Iowa State	2019	2021	1-2
James Madison	2019	2019	1-0
Kansas	2019	2021	2-1
Kansas State	2019	2020	2-0
Liberty	2018	2018	0-1
LIU	2021	2021	1-0
Louisiana	2015	2018	2-0
Louisiana-Monroe	2015	2018	2-0
LSU	2017	2017	1-0
Maryland	2021	2021	0-1
Massachusetts	2016	2016	1-0
Minnesota	2021	2021	0-1
Mississippi State	2015	2015	0-1
Missouri	2019	2019	0-1
NC State	2015	2019	1-1
Nebraska	2018	2018	1-0
New Mexico State	2015	2017	3-0
North Texas	2017	2017	1-0
Ohio	2016	2016	1-0
Oklahoma	2019	2021	0-2
Oklahoma State	2019	2020	0-3
Pitt	2022	2022	0-1
South Alabama	2015	2018	2-2
Southern Miss	2016	2016	1-0
TCU	2019	2021	3-0
Texas	2019	2021	1-2
Texas State	2016	2018	3-0
Texas Tech	2019	2021	0-3
Virginia Tech	2021	2021	1-0
Wisconsin	2015	2015	0-1

SAM JAMES.

DEFENSIVE/SPECIAL TEAMS TOUCHDOWNS SINCE 2000

2021
Winston Wright Jr. 90 kickoff return vs. LIU

2020
Dylan Tonkery 18 interception return vs. Kansas State

2019
Winston Wright Jr. 95 kickoff return at Baylor
Tykee Smith 19 interception return vs. Iowa State

2018
Derrek Pitts Jr. 72 blocked field goal return at Iowa State
Keith Washington Jr. 51 interception return at Texas Tech

2017
Kenny Robinson 94 interception return vs. Texas
Kenny Robinson 39 interception return vs. Oklahoma State
Marvin Gross Jr. 0 blocked punt return vs. Oklahoma State
Mike Daniels Jr. 25 interception return at Kansas

2016
Rasul Douglas 54 interception return vs. BYU

2015
Terrell Chestnut 32 interception return at Kansas
Jared Barber 42 fumble return vs. Texas
Shelton Gibson 100 kickoff return at Baylor

2014
KJ Dillon 35 interception return vs. Texas A&M
Terrell Chestnut 35 fumble recovery vs. TCU
Dravon Henry 52 interception return at Oklahoma State
Mario Alford 94 kickoff return vs. Kansas
Mario Alford 100 kickoff return vs. Alabama

2013
Karl Joseph 38 fumble return vs. Iowa State
Karl Joseph 0 fumble return at Baylor
Darwin Cook 32 interception return at Baylor
Ishmael Banks 58 interception return vs. Oklahoma State

2012
Tavon Austin 76 punt return vs. TCU
Tavon Austin 100 kickoff return vs. Kansas State
Doug Rigg 51 fumble return vs. Maryland
Isaiah Bruce 43 fumble return vs. Marshall

2011
Darwin Cook 99 fumble return vs. Clemson
Pat Miller 52 interception return at USF
Tavon Austin 90 kickoff return at USF
Julian Miller 0 fumble recovery at Cincinnati
Terence Garvin 37 interception return at Maryland
Tavon Austin 100 kickoff return vs. Marshall

2009
Sidney Glover 24 interception return at Rutgers
Tavon Austin 98 kickoff return vs. UConn

2008
Mortty Ivy 29 interception return vs. Villanova

2007
Reed Williams 0 fumble recovery vs. UConn
Eric Wicks 44 fumble return vs. Louisville
Keilen Dykes 19 interception return vs. Syracuse

2006
Vaughn Rivers 50 punt return vs. Mississippi State
Darius Reynaud 96 kickoff return vs. Maryland

2005
Jamille Addae 40 interception return vs. Pitt
Thandi Smith 1 punt return vs. Rutgers
Antonio Lewis 77 punt return vs. East Carolina
Eric Wicks 31 interception return vs. Syracuse

2004
Mike Lorello 21 interception return vs. Connecticut
Eric Wicks 34 interception return vs. Virginia Tech
Adam Lehnortt 21 fumble return vs. James Madison
Adam Jones 76 punt return vs. East Carolina

2003
Lance Frazier 64 punt return vs. Temple
Adam Jones 47 fumble return vs. Temple
Adam Jones 49 interception return vs. Boston College
Adam Jones 87 kickoff return vs. Boston College
Joe Hunter 0 blocked punt return vs. UCF

2002
Arthur Harrison 0 fumble recovery vs. East Carolina
Angel Estrada 43 interception return vs. Rutgers

2001
Shawn Terry 100 kickoff return vs. Maryland
Shawn Hackett 10 fumble return vs. Rutgers
Shawn Hackett 50 interception return vs. Rutgers

2000
Grant Wiley 22 interception return vs. Boston College
Shawn Hackett 41 interception return vs. Boston College
Grant Wiley 15 interception return vs. Idaho
Ben Meighan 36 fumble return vs. Virginia Tech
Shawn Terry 100 kickoff return vs. Syracuse
Richard Bryant 49 interception return vs. Rutgers
Jason Davis 0 fumble return vs. East Carolina
Shawn Terry 89 kickoff return vs. Pitt
Lance Frazier 32 interception return vs. Pitt
Shawn Terry 99 kickoff return vs. Ole Miss

WVU VS. 2022 SLATE

- West Virginia owns a 123-134-4 record against its 2022 opponents. The Mountaineers have winning records over Baylor, Iowa State, Kansas, TCU, Texas, Texas Tech, Towson and Virginia Tech. The series with Kansas State is tied.

2022 Opponent	Series Record
Baylor	6-4
Iowa State	6-4
Kansas	10-1
Kansas State	6-6
Pitt	40-62-3
Oklahoma	2-11
Oklahoma State	4-9
TCU	7-4
Texas	6-5
Texas Tech	6-5
Towson	1-0
Virginia Tech	29-23-1

2022 Home and Away

Rushing	Att-Yds-Avg	Avg/Gm
Home		
Away (0-1)	33-190-5.8	190.0

Passing	Comp-Att-Yds-TD-Int	Avg/Gm
Home		
Away	23-40-214-2-1	214.0

Total Offense	Rush-Pass-Total	Avg/Gm
Home		
Away	190-214-404.0	404.0

Rush Defense	Att-Yds-Avg	Avg/Gm
Home		
Away	38-76-2.0	76.0

Pass Defense	Comp-Att-Yds-TD-Int	Avg/Gm
Home		
Away	16-24-308-1-0	308.0

Total Defense	Rush-Pass-Total	Avg/Gm
Home		
Away	76-308-384.0	384.0

Career Starts By Position

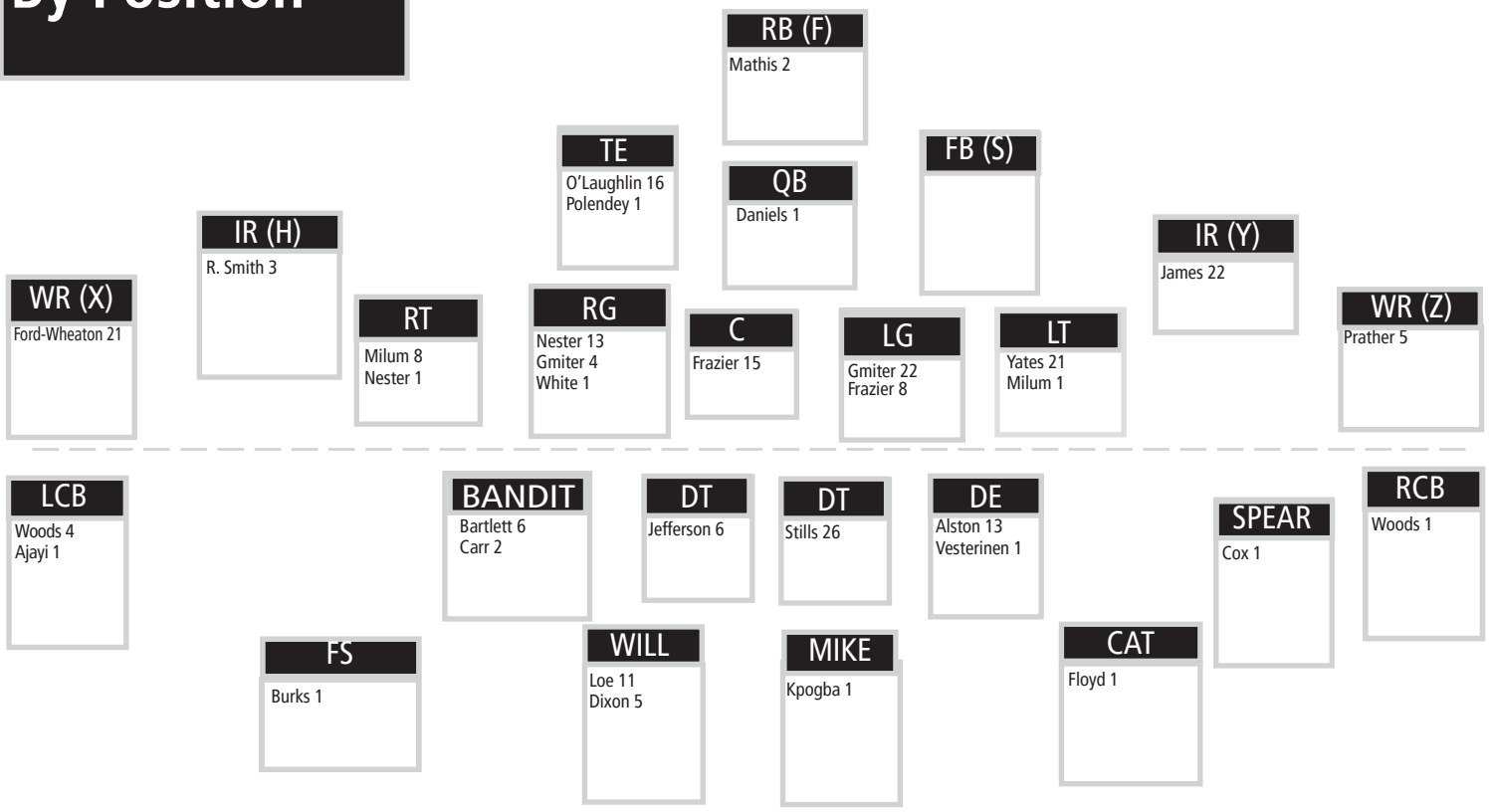

2022 OFFENSIVE GAME-BY-GAME STARTERS

Game	WR (X)	IR (H)	IR (Y)	WR (Z)	LT	LG	C	RG	RT	TE/FB	RB	QB
at Pitt	Ford-Wheaton		James	Prather	Milum	Gmiter	Frazier	White	Nester	Polendy	Mathis	Daniels
Kansas												
Towson												
at Virginia Tech												
at Texas												
Baylor												
at Texas Tech												
TCU												
at Iowa State												
Oklahoma												
Kansas State												
at Oklahoma State												

2022 DEFENSIVE GAME-BY-GAME STARTERS

Game	BANDIT	DT	DT	DE	WLB	MLB	LCB	FS	CS	SPEAR	RCB
at Pitt	Bartlett	Jefferson	Stills	Alston	Dixon	Kpogba	Ajayi	Burks	Floyd	Cox	Woods
Kansas											
Towson											
at Virginia Tech											
at Texas											
Baylor											
at Texas Tech											
TCU											
at Iowa State											
Oklahoma											
Kansas State											
at Oklahoma State											

MOUNTAINEER 2022 SEASON HIGHS

Offense

Rushing	Att.	Yards	TDs	Long	100-yd Games
CJ Donaldson	7 (Pitt)	125 (Pitt)	1 (Pitt)	44 (Pitt)	1 (last vs. Pitt)
Garrett Greene	1 (Pitt)	5 (Pitt)	0	5 (Pitt)	0
Justin Johnson Jr.	4 (Pitt)	12 (Pitt)	0	6 (Pitt)	0
Tony Mathis	16 (Pitt)	71 (Pitt)	0	23 (Pitt)	0

Passing	Att.	Comp.	Yards	TDs	Long
JT Daniels	40 (Pitt)	23 (Pitt)	214 (Pitt)	2 (Pitt)	32 (Pitt)

Receiving	Rec.	Yards	TDs	Long	100-yd Games
Bryce Ford-Wheaton	9 (Pitt)	97 (Pitt)	2 (Pitt)	22 (Pitt)	0
Sam James	5 (Pitt)	50 (Pitt)	0	21 (Pitt)	0
Justin Johnson Jr.	2 (Pitt)	11 (Pitt)	0	6 (Pitt)	0
Mike O'Laughlin	1 (Pitt)	32 (Pitt)	0	32 (Pitt)	0
Kaden Prather	2 (Pitt)	21 (Pitt)	0	23 (Pitt)	0
Reese Smith	2 (Pitt)	10 (Pitt)	0	9 (Pitt)	0

Defense

Tackles	Solo	Assisted	Total	TFL	Sacks
Rashad Ajayi	2 (Pitt)	0	2 (Pitt)	0	0
Taijh Alston	0	2 (Pitt)	2 (Pitt)	0	0
Jared Bartlett	3 (Pitt)	3 (Pitt)	6 (Pitt)	1.5 (Pitt)	1.5 (Pitt)
Aubrey Burks	4 (Pitt)	2 (Pitt)	6 (Pitt)	0	0
Jasir Cox	0	2 (Pitt)	2 (Pitt)	0	0
Lance Dixon	2 (Pitt)	3 (Pitt)	5 (Pitt)	0	0
Marcis Floyd	4 (Pitt)	2 (Pitt)	6 (Pitt)	0	0
Jordan Jefferson	1 (Pitt)	1 (Pitt)	2 (Pitt)	0.5 (Pitt)	0
Lee Kpogba	5 (Pitt)	5 (Pitt)	10 (Pitt)	0	0
Mike Lockhart	1 (Pitt)	0	1 (Pitt)	0	0
Exree Loe	1 (Pitt)	1 (Pitt)	2 (Pitt)	0	0
Davis Mallinger	2 (Pitt)	0	2 (Pitt)	1.0 (Pitt)	1.0 (Pitt)
Sean Martin	2 (Pitt)	0	2 (Pitt)	1.0 (Pitt)	1.0 (Pitt)
Wesley McCormick	1 (Pitt)	1 (Pitt)	2 (Pitt)	0	0
Hershey McLaurin	2 (Pitt)	0	2 (Pitt)	0	0
Malachai Ruffin	0	1 (Pitt)	1 (Pitt)	0	0
Dante Stills	2 (Pitt)	4 (Pitt)	6 (Pitt)	2.0 (Pitt)	1.5 (Pitt)
Edward Vesterinen	0	1 (Pitt)	1 (Pitt)	0	0

Pass Defense	PBU	INTs	Total	TDs
Rashad Ajayi	1 (Pitt)	0	1 (Pitt)	0
Exree Loe	1 (Pitt)	0	1 (Pitt)	0
Wesley McCormick	1 (Pitt)	0	1 (Pitt)	0

Turnovers	Forced	Recovered	TDs
Lee Kpogba	0	1 (Pitt)	0
Dante Stills	1 (Pitt)	0	0

MOUNTAINEER CAREER HIGHS

Offense

Rushing	Att.	Yards	TDs	Long	100-yd Games
CJ Donaldson	7 (Pitt '22)	125 (Pitt '22)	1 (Pitt '22)	44 (Pitt '22)	1 (Pitt '22)
Garrett Greene	13 (LIU '21)	107 (LIU '21)	2 (LIU '21)	67 (TCU '21)	1 (LIU '21)
Justin Johnson Jr.	10 (LIU)	42 (LIU)	0	15 (UMN)	0
Tony Mathis Jr.	22 (KU '21)	118 (KU '21)	1 (EKU '20)	45 (KU '21)	1 (KU '21)

Passing	Att.	Comp.	Yards	TDs	Long
Will Crowder	2 (LIU '21)	2 (LIU '21)	28 (LIU '21)	0	20 (LIU '21)
JT Daniels	51 (ND ' 18)*	37 (ND '18)*	392 (UC '20)^	3 (3x/USC '21)^	65 (CU '18)
Garrett Greene	7 (LIU '21)	4 (2x/BU '21)	57 (LIU '21)	0	28 (LIU '21)

Receiving	Rec.	Yards	TDs	Long	100-yd Games
Bryce Ford-Wheaton	9 (Pitt '22)	106 (ISU '20)	2 (2x/Pitt '22)	58 (KSU '20)	2 (ISU '21)
Sam James	14 (TTU '19)	223 (TTU '19)	2 (LIU '21)	51 (2x/TTU '19)	2 (TTU '19)
Justin Johnson Jr.	2 (Pitt '22)	11 (Pitt '22)	0	6 (Pitt '22)	0
Graeson Maleshevich	1 (EKU '20)	30 (EKU '20)	0	30 (EKU '20)	0
Tony Mathis	5 (UMN)	24 (UMN)	0	9 (UMN)	0
Mike O'Laughlin	5 (TTU '21)	44 (TTU '20)	1 (Army '20)	34 (TTU '20)	0
Brian Polendey @	1 (SSU '18)	14 (SSU '18)	0	(14 SSU '18)	0
Kaden Prather	4 (2x/UT '21)	60 (KSU '21)	0	32 (KSU '21)	0
Reese Smith	4 (2x/UMN '21)	50 (KU '20)	1 (KSU '21)	39 (KU '20)	0

Defense

Tackles	Solo	Assisted	Total	TFL	Sacks
Rashad Ajayi &	4 (UT '21)	2 (VU '21)	5 (UW '18)	1 (2x/USU '21)	1 (UF '18)
Taijh Alston	3 (4x/UMN '21)	3 (TTU '21)	5 (TTU '21)	2.5 (TTU '21)	2.0 (OU '21)
Tirek Austin-Cave !	2 (DU '21)	2 (2x/ DU '20)	3 (DU '20)	0	0
Jared Bartlett	5 (TCU '21)	3 (3x/Pitt '22)	6 (Pitt '22)	3.0 (VT '21)	3.0 (VT '21)
Aubrey Burks	4 (Pitt '22)	2 Pitt '22	6 (Pitt '22)	0	0
Lanell Carr	1 (2x/ KU '21)	(1/2x OSU '21)	2 (LIU '21)	0	0
Jasir Cox **	6 (UCA '20)	5 (3x/ SHSU '21)	8 (EWU '20)	1.5 (SDSU '19)	1 (3x/MSU '21)
Lance Dixon	8 (UMN '21)	4 (OU '21)	11 (UMN '21)	1.0 (2x/MU '20)%	0
Marcis Floyd ^^	7 (APSU '21)	4 (4x/JSU '20)	9 (TTU '19)	2 (APSU '21)	1 (3x/SEMO '21)
Jordan Jefferson	3 (KSU '21)	3 (VT '21)	4 (KSU '21)	2.0 (KSU '21)	0.5 (VT '21)
Lee Kpogba #	8 (ND '20)	5 (Pitt '22)	10 (Pitt '22)	1 (2x/WF '20)	1 (LU '20)
Exree Loe	8 (TTU '20)	7 (TCU '20)	12 (TCU '20)	1.0 (8x/KSU '21)	1.0 (OU '21)
Davis Mallinger	2 (Pitt '22)	0	2 (Pitt '22)	1.0 (Pitt '22)	1.0 (Pitt '22)
Sean Martin	1 (4x/TCU)	2 (2x/UMN)	3 (LIU)	1.0 (Pitt '22)	1.0 (Pitt '22)
Hershey McLaurin	2 (Pitt '22)	0	2 (Pitt '22)	0	0
Saint McLeod	6 (KU '21)	2 (2x/KU '21)	8 (KU '21)	1.0 (KU '21)	0
Wesley McCormick $$	5 (RMU '21)	2 (2x/ MSU '21)	6 (RMU '21)	1 (3x/ RMU '21)	0
Taurus Simmons	2 (2x/BU '21)	2 (BU '21)	4 (BU '21)	1.0 (EKU '20)	1.0 (EKU '20)
Dante Stills	4 (4x/UMN '21)	4 (Pitt '22)	7 (TTU '20)	3.0 (TTU '21)	2.0 (3x/TTU '21)
Charles Woods $	7 (WIU '19)	4 (ISU '18)	8 (2x/NDSU '20)	1.0 (6x/TCU '21)	0

Pass Defense	PBU	INTs	Total	TDs
Rashad Ajayi &	3 (ISU '18)	1 (SJS '18)	3 (ISU '18)	1 (SJS '18)
Jared Bartlett	1 (2x/TTU '20)	0	1 (KU '20)	0
Jasir Cox **	1 (7x/ UNI '21)	2 (ISU '21)	2 (MSU '21)	0
Marcis Floyd ^^	3 (2x/SMSU '21)	2 (2x/TTU '21)	3 (2x/SMSU '21)	1 (SEMO '20)
Jordan Jefferson	1 (2x/TCU '21)	0	1 (NCST '19)	0
Exree Loe	2 (KSU '19)	0	2 (KSU '19)	0
Wesley McCormick	1 (4x/Pitt '22)	0	1 (4x/Pitt '22)	0
Dante Stills	1 (2x/UT '20)	1 (OSU '21)	1 (3x/OSU '21)	0
Charles Woods $	3 (UNI '20)	2 (NDSU '20)	3 (UNI '20)	0

Turnovers	Forced	Recovered	TDs
Rashad Ajayi	1 (2x/ UW '18)	1 (USU '19)	0
Taijh Alston	1 (2x/UMN '21)	0	0
Jared Bartlett	1 (VT '21)	1 (VT '21)	0
Jasir Cox **	1 (MSU '21)	0	0
Lance Dixon %	1 (OSU '20)	0	0
Marcis Floyd ^^	1 (2x/EIU '20)	0	0
Lee Kpogba	0	1 (Pitt '22)	0
Exree Loe	1 (3x/ISU '21)	2 (TCU '18)	0
Sean Martin	1 (KU '21)	1 (LIU '21)	0
Wesley McCormick $$	1 (UR '19)	0	0
Saint McLeod	1 (UT '21)	0	0
Dante Stills	1 (6x/ Pitt '22)	0	0
Charles Woods $	1 (2x/TCU '21)	1 (UMN '21)	0

% - Dixon's numbers from Penn State
@ - Polendey's numbers from Miami
^^ - Floyd's numbers from Murray State
$ - Woods' numbers from Illinois State
& - Ajayi's numbers from Colorado State
# - Kpogba's numbers from Syracuse
* - Daniel's numbers from USC
! - Austin-Cave's numbers from Miami
$$ - McCormick's numbers from James Madison
^ - Daniels' numbers from Georgia
** - Cox's numbers from North Dakota State

2022 MOUNTAINEER ROSTER

No.	Name	Pos.	Ht.	Wt.	Cl.	Exp.	Hometown/High School/Previous College
0	Bryce Ford-Wheaton	WR	6-3	224	r-Jr.	3vl	Fuquay-Varina, N.C./Holly Springs
2	Aubrey Burks	S	5-11	201	So.	SQ	Oakridge, Fla./Auburndale
3	Kaden Prather	WR	6-4	211	So.	1vl	Montgomery Village, Md./Northwest
4	Jeremiah Aaron	WR	5-10	186	So.	JC	Natchitoches, La./Pearland (Texas)/Navarro CC
4	Rashad Ajayi	CB	5-11	182	S-Sr.	TR	Atlanta, Ga./Langston Hughes/Colorado State
5	Lance Dixon	LB	6-2	220	r-So.	1vl	Oak Park, Mich./West Bloomfield/Penn State
6	Garrett Greene	QB	5-11	200	So.	1vl	Tallahassee, Fla./Chiles
6	Exree Loe	LB	6-0	214	r-Sr.	4vl	Johnstown, Pa./Greater Johnston Area
7	Jasir Cox	SPEAR	6-1	204	S-Sr.	TR	Kansas City, Mo./Bishop Miege/North Dakota State
7	Will Crowder	QB	6-2	220	r-Fr.	SQ	Gardendale, Ala./Gardendale
8	Lee Kpogba	LB	6-1	230	Jr.	JC	Winston-Salem, N.C./Parkland/Syracuse/E. Miss. CC
8	Nicco Marchiol	QB	6-1	225	Fr.	HS	Denver, Colo./Hamilton (Ariz.)
9	Charles Woods	CB	5-11	193	S-Sr.	1vl	Dallas, Texas/Justin F. Kimball/Illinois State
10	Jared Bartlett	BAN	6-2	235	r-So.	3vl	Miami, Fla./Collins Hill (Ga.)
10	Jarel Williams	WR	6-2	198	Fr.	HS	Saraland, Ala./Saraland
11	Cortez Braham	WR	6-2	198	Jr.	JC	Blythewood, S.C./Westwood/Hutchinson CC
11	Wesley McCormick	CB	5-11	200	r-Sr.	TR	Silver Spring, Md./Northwest/JMU
12	Taijh Alston	DL	6-4	255	r-Sr.	1vl	Lumberton, N.C./Union Pines/ECU/Copiah-Lincoln CC
12	CJ Donaldson	TE	6-2	240	Fr.	HS	Miami, Fla./Gulliver Prep
13	Sam James	WR	6-0	182	r-Jr.	3vl	Richmond Hill, Ga./Richmond Hill
13	Hershey McLaurin	S	6-1	210	So.	JC	Friendship, Miss./Collins/Jones County JC
14	Matt Cavallaro	QB	5-11	210	Sr.	SQ	Matamoras, Pa./Delaware Valley/Lackawanna CC
14	Malachi Ruffin	DB	5-10	195	r-So.	1vl	Nashville, N.C./Nash Central
15	Reese Smith	WR	5-10	187	So.	2vl	Danville, Ky./Boyle County
16	Caleb Coleman	S	6-2	195	r-Fr.	SQ	Phenix City, Ala./Smith's Station/Hutchinson CC
16	Jake Robbins	QB	6-1	205	r-Fr.	SQ	Kinnelon, N.J./Don Bosco Prep
17	Jaylon Shelton	DB	6-2	190	r-So.	TR	New London, Texas/West Rusk/Tyler JC
18	Tirek Austin-Cave	LB	6-1	228	So.	TR	Pennsauken, N.J./Camden/Miami
18	JT Daniels	QB	6-2	226	Jr.	TR	Irvine, Calif./Mater Dei Catholic/USC/Georgia
19	Trey Lathan	LB	6-1	218	Fr.	HS	Goulds, Fla./Gulliver Prep
19	Graeson Malashevich	WR	5-9	186	r-So.	1vl	Ceredo, W.Va./Spring Valley
20	Andrew Wilson-Lamp	CB	6-2	178	r-Fr.	SQ	Massillon, Ohio/Massillon Washington
23	Deonte Malone	DB	5-11	175	Fr.	HS	Baltimore, Md./St. Frances Academy
24	Marcis Floyd	S	6-0	194	r-Jr.	TR	Louisville, Ky./Du Pont Manual/Murray State
24	Tony Mathis Jr.	RB	5-11	207	r-So.	1vl	Orlando, Fla./Cedartown (Ga.)
26	Justin Johnson Jr.	RB	5-11	198	So.	1vl	St. Louis, Mo./Edwardsville
27	Davis Mallinger	SPEAR	6-1	194	r-Fr.	SQ	Melbourne, Fla./Cocoa
28	Jaylen Anderson	RB	5-11	214	r-Fr.	SQ	Perry, Ohio/Perry
28	Jacolby Spells	CB	5-11	180	Fr.	HS	Fort Lauderdale, Fla./American Heritage
29	Mumu Bin-Wahad	CB	5-10	185	Fr.	HS	Atlanta, Ga./Grayson
29	Preston Fox	WR	5-10	184	r-Fr.	SQ	Morgantown, W.Va./Morgantown
30	Colin McBee	FB	6-1	225	Fr.	HS	Morgantown, W.Va./University
30	Naim Muhammad	SPEAR	5-11	201	r-So.	SQ	Washington, D.C./DeMatha Catholic/Fork Union Military Prep
31	Christion Stokes	S	6-0	195	Fr.	HS	Detroit, Mich./Harper Woods
32	Raleigh Collins III	LB	6-3	196	Fr.	HS	Newark, Del./Neumann Goretti
33	Jairo Faverus	LB	6-0	216	r-Fr.	SQ	Amsterdam, The Netherlands/Bristol Academy of Sports
34	Avery Wilcox	S	6-0	205	r-Fr.	SQ	Ft. Mill, S.C./Ft. Mill
35	Aric Burton	DL	6-5	215	Fr.	HS	Heufeld, Germany/Clearwater International Academy (Fla.)
36	Caden Biser	LB	6-0	226	r-Fr.	SQ	Keyser, W.Va./Morgantown
36	Markquan Rucker	RB	5-11	210	r-Fr.	SQ	Middlebourne, W.Va./Tyler Consolidated
37	Parker Grothaus	K	6-2	216	r-Sr.	TR	Indian Lake, Ohio/Indian Lake/Incarnate Word/Florida St.
37	Keaton Thomas	DB	6-2	210	Fr.	HS	Jacksonville, Fla./Trinity Christian
38	Donald Brandel	LB	6-2	220	Fr.	HS	Morgantown, W.Va./University
38	Macguire Moss	LS	6-1	220	Fr.	HS	Batavia, Ill./Batavia
39	Danny King	K/P	5-10	180	r-So.	SQ	Cumberland, Md./Fort Hill
40	Kolton McGhee	P	6-0	187	r-So.	SQ	Altoona, Pa./Bishop Guilfoyle
40	Wil Schoonover	LB	5-9	212	Sr.	SQ	Moorefield, W.Va./Moorefield/Eastern WV Tech
41	Jarrett Lawrence	DB	5-11	195	Fr.	HS	Morgantown, W.Va./Morgantown
41	Oliver Straw	P	6-2	214	Fr.	HS	Melbourne, Australia/Mentone Grammar School

2022 MOUNTAINEER ROSTER

42	Corbin Page	TE	6-5	238	Fr.	HS	Huntington, W.Va./Spring Valley
42	Tyrin Woodby	CB	6-0	171	Fr.	HS	Upper Marlboro, Md./St. Frances Academy
43	Austin Brinkman	LS	6-4	232	So.	1vl	Bel Air, Md./The John Carroll School
44	Lanell Carr	BAN	6-1	245	So.	1vl	St. Louis, Mo./De Smet Jesuit
45	Taurus Simmons	DL	6-2	242	So.	1vl	Savannah, Ga./Jenkins
47	Anthony Del Negro	DL	6-0	259	r-Jr.	TR	Bohemia, N.Y./Connetquot/Stony Brook
48	Casey Legg	K	6-4	216	r-Jr.	2vl	Charleston, W.Va./Cross Lanes Christian
48	Gene Townsel	LB	5-11	210	Fr.	HS	Colonial Heights, Va./Life Christian Academy
49	Taran Fitzpatrick	WR	6-3	180	Fr.	HS	Charleston, W.Va./George Washington
50	Brandon Yates	OL	6-4	308	r-So.	2vl	Middletown, Del./Liberty (Las Vegas, Nev.)
52	Jalen Thornton	DL	6-2	278	r-So.	2vl	Cincinnati, Ohio/Indian Hill
53	Jordan White	OL	6-2	298	r-Fr.	1vl	Largo, Md./DeMatha Catholic
54	Zach Frazier	OL	6-3	306	So.	2vl	Fairmont, W.Va./Fairmont S
55	Tomas Rimac	OL	6-6	312	r-Fr.	SQ	Brunswick, Ohio/Brunswick
55	Dante Stills	DL	6-4	290	S-Sr.	4vl	Fairmont, W.Va./Fairmont Senior
56	Derek Berlitz	DL	6-3	250	Fr.	HS	Catawissa, Pa./Southern Columbia
57	Sullivan Weidman	OL	6-5	315	Fr.	HS	Franklin, Mass./Dexter Southfield
58	Nick Malone	OL	6-5	300	r-So.	1vl	Morgantown, W.Va./Morgantown
59	Jackson Oxley	OL	6-2	290	r-Fr.	SQ	Huntington, W.Va./Cabell-Midland
62	Tyler Connolly	OL	6-5	340	r-So.	SQ	Marysville, Ohio/Marysville
63	Bryce Biggs	OL	6-4	298	r-Fr.	SQ	Ashland, Ky./Spring Valley
64	Wyatt Milum	OL	6-6	307	So.	1vl	Kenova, W.Va./Spring Valley
65	Donovan Beaver	OL	6-6	315	r-So.	SQ	Fredericksburg, Va./Massaponax
66	Ja'Quay Hubbard	OL	6-5	318	r-So.	SQ	Sharpsville, Pa./Sharpsville/Virginia
67	Landen Livingston	OL	6-4	280	Fr.	HS	Leo., Ind./Leo
68	Dylan Ray	OL	6-5	293	r-Fr.	SQ	Noblesville, Ind./Noblesville
70	Shawn See	OL	6-10	355	r-Fr.	SQ	Keyser, W.Va./Keyser
71	Maurice Hamilton	OL	6-4	335	Fr.	HS	Cleveland, Ohio/Cleveland Heights
72	Doug Nester	OL	6-7	320	Jr.	1vl	Kenova, W.Va./Spring Valley/Virginia Tech
73	Chris Mayo	OL	6-4	302	r-Fr.	SQ	Deptford, N.J./The Peddie School
74	James Gmiter	OL	6-3	310	r-Jr.	3vl	Bethel Park, Pa./Bethel Park
76	Charlie Katarincic	OL	6-5	275	Fr.	HS	Pittsburgh, Pa./Choate Rosemary School (Conn.)
81	Treylan Davis	TE	6-3	246	r-Fr.	SQ	Jackson, Ohio/Jackson
82	Victor Wikstrom	TE	6-4	258	r-Fr.	SQ	Uppsala, Sweden/RIG Celsiusskolan
83	C.J. Cole	WR	6-4	210	r-Fr.	SQ	Washington, Pa./McGuffey
84	Hudson Clement	WR	6-1	190	Fr.	HS	Martinsburg, W.Va./Martinsburg
85	Theo Grabill	TE	6-2	235	Fr.	HS	Overland Park, Kan./Cathedral
86	Will Dixon	TE	6-5	230	Fr.	HS	Hillsborough, N.J./Hillsborough
87	Mike O'Laughlin	TE	6-5	255	r-Jr.	3vl	Glen Ellyn, Ill./Fenwick
88	Brian Polendey	TE	6-4	256	r-Sr.	TR	Denton, Texas/Guyton/Miami/Colorado State
89	Nick Maher	WR	6-1	199	r-Fr.	SQ	Butler, Pa./North Catholic
91	Sean Martin	DL	6-5	288	So.	1vl	Bluefield, W.Va./Bluefield
92	Asani Redwood	DL	6-3	280	Fr.	HS	Suwanee, Ga./Collins Hill
93	Mike Lockhart	DL	6-3	317	r-So.	TR	Birmingham, Ala./Huffman/Georgia Tech
94	Hammond Russell IV	DL	6-3	300	r-Fr.	SQ	Dublin, Ohio/Dublin Coffman
95	Jordan Jefferson	DL	6-3	310	Jr.	1vl	Navarre, Fla./Navarre
96	Edward Vesterinen	DL	6-3	281	So.	1vl	Helsinki, Finland/French Finnish School of Helsinki
97	Brayden Dudley	DL	6-2	248	r-Fr.	SQ	Buford, Ga./Mill Creek
98	Leighton Bechdel	K/P	5-11	211	r-So.	SQ	Towson, Md./Towson
99	Zeiqui Lawton	DL	6-1	274	r-Fr.	TR	Charleston, W.Va./South Charleston/Cincinnati
99	Ronan Swope	P	5-11	163	r-Fr.	SQ	King of Prussia, Pa./Malvern Prep

THE LAST TIME ...

By The Mountaineers ...
30 Rushing Attempts: 33 by Leddie Brown vs. Texas/Nov. 20, 2021
40 Rushing Attempts: 40 by Quincy Wilson vs. Rutgers/Oct. 11, 2003
100 Rushing Yards: 125 by CJ Donaldson at Pitt/Sept. 1, 2022
200 Rushing Yards: 209 by Justin Crawford vs. Baylor/Dec. 3, 2016
300 Rushing Yards: 331 by Justin Crawford vs. Oklahoma/Nov. 19, 2016
75-Yard Run (no touchdown): 79 by Tevin Bush vs. Baylor/Oct. 25, 2018
75-Yard Touchdown Run: 80 by Leddie Brown vs. Virginia Tech/Sept. 18, 2021
50-Yard Run (no touchdown): 51 by Martell Pettaway vs. Syracuse/Dec. 28, 2018
50-Yard Touchdown Run: 80 by Leddie Brown vs. Virginia Tech/Sept. 18, 2021
2 Rushing Touchdowns: 2 by Leddie Brown vs. Iowa State/Oct. 30, 2021
2 Rushing Touchdowns in Back-to-Back Games: by Leddie Brown, 3 at TCU/Oct. 23, 2021 and 2 vs. Iowa State/Oct. 30, 2021
Two Players with 2 Rushing Touchdowns: 2 by Leddie Brown and 2 by Garrett Greene vs. LIU /Sept. 11, 2021
3 Rushing Touchdowns: 3 by Leddie Brown at TCU/Oct. 23, 2021
Double 100-Yard Rushers: 123 by Leddie Brown and 123 by Alec Sinkfield vs. Eastern Kentucky /Sept. 12, 2020
Three 100-Yard Rushers: 129 by Skyler Howard, 115 by Wendell Smallwood and 108 by Rushel Shell at Kansas/Nov. 21, 2015
Double 200-Yard Rushers: by Pat White (220) and Steve Slaton (215) at Pitt /Nov. 16, 2006
Two 100-Yard Rushers and Two 100-Yard Receivers: 129 by Justin Crawford and 127 by Kennedy McKoy rushing and 7 catches for 104 yards by Daikiel Shorts and 4 catches for 102 yards by Shelton Gibson vs. Kansas/Nov. 5, 2016
30 Pass Completions: 30 by Jarret Doege vs. Iowa State/Oct. 31, 2021
20 Pass Completions: 23 by JT Daniels at Pitt/Sept. 1, 2022
Consecutive Completions: 21 by Geno Smith vs. Kansas/Dec. 1, 2012
60 Pass Attempts: 65 by Geno Smith vs. LSU/Sept. 24, 2011
50 Pass Attempts: 50 by Jarret Doege at Texas/Nov. 7, 2020
40 Pass Attempts: 40 by JT Daniels at Pitt/Sept. 1, 2022
35 Pass Attempts: 43 by Jarret Doege vs. Texas/Nov. 20, 2021
30 Pass Attempts: 43 by Jarret Doege vs. Texas/Nov. 20, 2021
3 Touchdown Passes: 3 by Jarret Doege vs. Texas/Nov. 20, 2021
4 Touchdown Passes: 4 by Will Grier vs. Oklahoma/Nov. 23, 2018
5 Touchdown Passes: 5 by Will Grier vs. Kansas State/Sept. 22, 2018
6 Touchdown Passes: 8 by Geno Smith vs. Baylor/Sept. 29, 2012
300 Yards Passing: 370 by Jarret Doege vs. Iowa State/Oct. 30, 2021
400 Yards Passing: 539 by Will Grier vs. Oklahoma/Nov. 23, 2018
500 Yards Passing: 539 by Will Grier vs. Oklahoma/Nov. 23, 2018
600 Yards Passing: 656 by Geno Smith vs. Baylor/Sept. 29, 2012
100 Yards Rushing and Passing: by Skyler Howard (129/133) at Kansas/Nov. 21, 2015
200 Yards Rushing and Passing: by Pat White (220/204) at Pitt/Nov. 16, 2006
100 Yards Rushing and Receiving: by Steve Slaton (215/130) at Pitt/Nov. 16, 2006
300 Yards Total Offense: 321 by Jarret Doege vs. Texas Tech/Oct. 2, 2021
400 Yards Total Offense: 517 by Will Grier vs. Oklahoma/Nov. 23, 2018
500 Yards Total Offense: 517 by Will Grier vs. Oklahoma/Nov. 23, 2018
600 Yards Total Offense: 687 by Geno Smith vs. Baylor/Sept. 29, 2012
15 Receptions: 16 by Kevin White at Texas/Nov. 8, 2014
10 Receptions: 14 by Sam James vs. Texas Tech/Nov. 9, 2019
9 Receptions: 9 by Winston Wright Jr. at Texas Tech/Oct. 24, 2020
4 Touchdown Receptions: 4 by Stedman Bailey vs. Oklahoma/Nov. 17, 2012
3 Touchdown Receptions: 3 by David Sills V vs. Kansas State/Sept. 22, 2018
2 Touchdown Receptions: 2 by Bryce Ford-Wheaton at Pitt/Sept. 1, 2022
Two Players with 2 Touchdown Receptions: 2 by Gary Jennings and 2 by David Sills V vs. Oklahoma/Nov. 23, 2018
Double 100-Yard Receivers: 106 by Bryce Ford-Wheaton and 100 by Winston Wright Jr. vs. Iowa State/Oct. 30, 2021
Three 100-Yard Receivers: 303 by Stedman Bailey, 215 by Tavon Austin and 114 by J.D. Woods vs. Baylor/Sept. 29, 2012
100 Yards Receiving: 106 by Bryce Ford-Wheatonand 100 by Winston Wright Jr. vs. Iowa State/Oct. 30, 2021
150 Yards Receiving: 155 by Sam James vs. NC State/Sept. 14, 2019
200 Yards Receiving: 225 by Gary Jennings vs. Oklahoma/Nov. 23, 2018
75-Yard Touchdown Reception: 83 by George Campbell from Austin Kendall at Baylor /Oct. 31, 2019
50-Yard Touchdown Reception: 70 by Winston Wright Jr. from Jarret Doege at Oklahoma State /Sept. 26, 2020
50-Yard Reception (no touchdown): 53 by Sam James from Jarret Doege at Baylor /Oct. 9, 2021
Rushing and Receiving Touchdown: by Leddie Brown vs. Kansas/Oct. 17, 2020
2 Rushing and 2 Receiving Touchdowns: by Steve Slaton at Pitt/Nov. 16, 2006
2 Rushing and 2 Passing Touchdowns: by Will Grier at Kansas/Sept. 23, 2017
Kickoff Return For Touchdown: 90 yards by Winston Wright Jr. vs. LIU/Sept. 11, 2021
Recovered an Onside Kick: Casey Legg kicked the ball 17 yards, recovered by Alonzo Addae vs. Army/Dec. 31, 2020

GRAESON MALASHEVICH



ANDREW WILSON-LAMP

THE LAST TIME ...

Returned Opening Kick for a Touchdown: 90 yards by Winston Wright Jr. vs. LIU/ Sept. 11, 2021
Punt Return For Touchdown: 76 yards by Tavon Austin vs. TCU/Nov. 3, 2012
Punt Blocked and Returned For Touchdown: 1 yard by Thandi Smith (blocked, picked up and returned) at Rutgers/Oct. 8, 2005
Punt Blocked: by CJ Donaldson at Pitt/Sept. 1, 2022
Punt Blocked For Touchdown: Blocked by Osman Kamara and recovered by Marvin Gross vs. Oklahoma State/Oct. 28, 2017
Punt Blocked For Safety: by Jarrod Harper at Maryland/Sept. 13, 2014
Interception Return For Touchdown: 18 yards by Dylan Tonkery vs. Kansas State/ Oct. 31, 2020
Interception Return For Touchdown by a Defensive Lineman: 19 yards by Keilen Dykes at Syracuse/Oct. 6, 2007
Two Interceptions Returned for Touchdown: by Shawn Hackett (41) and Grant Wiley (22) vs. Boston College/Sept. 2, 2000
50-Yard Field Goal: 51 by Casey Legg at Kansas State/Nov. 16, 2019
Field Goal Blocked: by Dante Stills vs. Baylor/Oct. 3, 2020
Field Goal Blocked and Returned for Touchdown: 72 yards by Derrek Pitts Jr., (blocked by Kenny Bigelow Jr.) at Iowa State/Oct. 13, 2018
Missed an Extra Point: by Evan Staley vs. Syracuse/Dec. 28, 2018
Two Interceptions in a Game: 2 by Kenny Robinson at Texas Tech/Sept. 30, 2018
Three Interceptions in a Game: 3 by Karl Joseph vs. Georgia Southern/Sept. 5, 2015
Three Interceptions in a Quarter: 3 by Karl Joseph vs. Georgia Southern/Sept. 5, 2015
Four Interceptions in a Game: 4 by Mike Slater vs. Kentucky/Nov. 1, 1969
Intercepted Fumble Returned For Touchdown: no instance yet found
Fumble Returned For Touchdown: 42 yards by Jared Barber vs. Texas/Nov. 14, 2014
Fumble Recovered For Touchdown: 0 yards by Karl Joseph at Baylor/Oct. 4, 2013
Two-Point Conversion By Rush: Reese Smith vs. Army/Dec. 31, 2020
Two-Point Conversion By Pass: Trevon Wesco from Kennedy McKoy vs. Utah /Dec. 26, 2017
Defensive Extra Point: Matt Taffoni interception return at Pitt/Oct. 15, 1994
Extra Point Blocked: by Rick Sherrod at Maryland/Sept. 29, 2001
Team Gained 300 Yards Rushing: 329 vs. Eastern Kentucky/Sept. 12, 2020
Team Gained 400 Yards Rushing: 426 at Kansas/Nov. 21, 2015
Team Gained 500 Yards Rushing: 517 vs. Connecticut/Nov. 24, 2007
Team Failed To Gain 100 Yards Rushing: 77 at Kansas State/Nov. 13, 2021
Team Failed To Gain 50 Yards Rushing: 17 vs. Oklahoma State/Nov. 6, 2021
Team Gained 300 Yards Passing: 370 vs. Iowa State/Oct. 30, 2021
Team Gained 400 Yards Passing: 498 vs. Texas Tech/Nov. 9, 2019
Team Gained 500 Yards Passing: 539 vs. Oklahoma/Nov. 23, 2018
Team Failed To Gain 100 Yards Passing: 62 vs. Maryland/Sept. 21, 2012
Team Gained 500 Yards Total Offense: 542 vs. LIU/Sept. 11, 2021
Team Gained 600 Yards Total Offense: 624 vs. Eastern Kentucky/Sept. 12, 2020
Team Gained 700 Yards Total Offense: 704 vs. Oklahoma/Nov. 23, 2018
Team Gained 800 Yards Total Offense: 807 vs. Baylor/Sept. 29, 2012
Team Gained 400 Yards Total Offense in the First Half: 435 vs. Baylor/Oct. 25, 2018
Team Gained 400 Yards Total Offense in the Second Half: 523 vs. Oklahoma /Nov. 17, 2012
Team Failed To Gain 200 Yards Total Offense: 133 vs. Oklahoma State/Nov. 6, 2021
Drive of 99 Yards: 99 yards on 15 plays in first quarter against TCU/Nov. 14, 2020
Team Failed To Get A First Down: no instance yet found
Team Failed To Get A Rushing First Down: vs. Texas Western/Nov. 25, 1950
Team Failed To Get A Passing First Down: vs. South Carolina/Dec. 30, 1969
Team Failed to Get a Third Down Conversion: vs. Syracuse (0/10)/Dec. 29, 2012
Team Had Six Turnovers: two interceptions, four fumbles vs. Maryland/Sept. 21, 2013
Team Had Five Turnovers: four interceptions, one fumble vs. Oklahoma State /Oct. 28, 2017
Successful Fake Punt: 8-yard rush by Winston Wright at Texas Tech/Oct. 24, 2020
Scored 70+ Points: 70 vs. Baylor/Sept. 29, 2012
Scored 60+ Points: 66 vs. LIU/Sept. 11, 2021
Scored 50+ Points: 66 vs. LIU/Sept. 11, 2021
Scored 40+ Points: 66 vs. LIU/Sept. 11, 2021
Scored 30+ Points: 31 at Pitt/Sept. 1, 2022
Scored 40+ Points in a Half: 42 in the 1st half vs. Eastern Kentucky/Sept. 12, 2020
Scored 30+ Points in a Half: 38 in the 1st half vs. LIU/Sept. 11, 2021
Scored 0 Points in a Half: 0 in the 2nd half vs. Oklahoma State/Nov. 6, 2021
Scored 0 Points in a Half at Home: 0 in the 2nd half vs. Oklahoma State/Nov. 6, 2021
Scored 30+ Points in a Quarter: 31 in the 2nd quarter vs. Baylor/Oct. 25, 2018
Shutout Recorded: 66-0 vs. LIU/Sept. 11, 2021
Forced Four Turnovers in a Game: four (two interceptions, two fumbles) at Oklahoma State/Nov. 17, 2018
Forced Five Turnovers in a Game: five vs. Texas/Nov. 14, 2015
Forced Six Turnovers in a Game: six vs. Maryland/Sept. 26, 2015
Forced Eight Turnovers in a Game: eight vs. Rutgers/Nov. 3, 2001

EDWARD VESTERINEN

WYATT MILUM

THE LAST TIME ...

Safety Scored: Dante Stills sacked Mike Collins of TCU in the end zone/Nov. 10, 2018
Two Safeties Scored: at Syracuse/Sept. 25, 2000
Played An Overtime Game: W/27-21 (2OT) vs. Baylor/Oct. 3, 2020
Played Back-to-Back Overtime Games: L 47-40 (1OT) vs. Texas/Nov. 9, 2013; W 30-27 (1OT) at TCU/Nov. 2, 2013
Won Game Without An Offensive TD: at Syracuse/Sept. 5, 2005
Won Game Without a Rushing TD: vs. Army/Dec. 31, 2020

Versus West Virginia ...
30 Rushing Attempts: 36 by J.D. King of Oklahoma State/Oct. 28, 2017
100 Rushing Yards: 111 by Keilan Robinson of Texas /Nov. 20, 2021
200 Rushing Yards: 291 by Khalil Herbert of Kansas/Sept. 23, 2017
75-Yard Run: 75 by C.J. Brown of Maryland/Sept. 13, 2014
50-Yard Touchdown Run: 70 by Breece Hall of Iowa State/Oct. 30, 2021
50-Yard Non-Touchdown Run: 54 by Bijan Robinson of Texas/Nov. 7, 2020
3 Rushing Touchdowns: 3 by Tyhier Tyler of Army/Dec. 31, 2020
4 Rushing Touchdowns: 4 by Rodney Anderson of Oklahoma/Nov. 25, 2017
2 Players Rushing for 100 Yards: 103 by LD Brown and 101 by Chuba Hubbard of Oklahoma State /Sept. 26, 2020
20 Pass Completions: 21 by Spencer Sanders of Oklahoma State/Nov. 6, 2021
30 Pass Completions: 30 by Taylor Cornelius of Oklahoma State/Nov. 17, 2018
50 Pass Attempts: 51 by Drew Lock of Missouri/Sept. 3, 2016
40 Pass Attempts: 48 by Matthew McKay of NC State/Sept. 14, 2019
30 Pass Attempts: 31 by Spencer Sanders of Oklahoma State/Nov. 6, 2021
3 Touchdown Passes: 4 by Gerry Bohanon of Baylor/Oct. 9, 2021
4 Touchdown Passes: 4 by Gerry Bohanon of Baylor/Oct. 9, 2021
5 Touchdown Passes: 5 by Taylor Cornelius of Oklahoma State/Nov. 17, 2018
300 Yards Passing: 336 by Gerry Bohanon of Baylor/Oct. 9, 2021
400 Yards Passing: 418 by Mike Bercovici of Arizona State/Jan. 2, 2016
500 Yards Passing: 554 by Landry Jones of Oklahoma/Nov. 17, 2012
100 Yards Rushing & 300 Yards Passing: by Kyler Murray (114/364) of Oklahoma /Nov. 23, 2018
100 Yards Rushing & 200 Yards Passing: by Kyler Murray (114/364) of Oklahoma /Nov. 23, 2018
100 Yards Rushing & 100 Yards Passing: by Kyler Murray (114/364) of Oklahoma /Nov. 23, 2018
300 Yards Total Offense: 335 by Taulia Tagovailoa of Maryland/Sept. 4, 2021
400 Yards Total Offense: 478 by Kyler Murray of Oklahoma/Nov. 23, 2018
500 Yards Total Offense: 540 by Seth Russell of Baylor/Oct. 17, 2015
10 Receptions: 10 by Emeka Emezie of NC State/Sept. 14, 2019
2 Touchdown Receptions: 2 by Tay Martin of Oklahoma State/Nov. 6, 2021
3 Touchdown Receptions: 3 by Corey Coleman of Baylor/Oct. 17, 2015
4 Touchdown Receptions: 4 by Kenny Stills of Oklahoma/Nov. 17, 2012
100 Yards Receiving: 113 by Quentin Johnson of TCU/Oct. 23, 2021
150 Yards Receiving: 243 by Marquise Brown of Oklahoma/Nov. 23, 2018
200 Yards Receiving: 243 by Marquise Brown of Oklahoma/Nov. 23, 2018
Double 100-Yard Receivers: 133 by Dontay Demus and 122 by Rakim Jarrett of Maryland /Sept. 4, 2021
50-Yard Touchdown Reception: 68 Tarique Milton of Iowa State/Oct. 30, 2021
75-Yard Touchdown Reception: 75 by Tyquan Thornton of Baylor/Oct. 9, 2021
50-Yard Reception (no touchdown): 64 by Jared Wayne of Pitt/Sept. 1, 2022
Rushing and Receiving Touchdown: 1 rushing & 1 receiving by Tre Watson of Texas /Nov. 3, 2018
Passing and Receiving Touchdown: by Kenny Hill of TCU/Oct. 7, 2017
Passing and Rushing Touchdown: 1 passing and 1 rushing by Brock Purdy of Iowa State/Oct. 30, 2021
Passing, Receiving and Rushing Touchdown: by Kenny Hill of TCU/Oct. 7, 2017
Kickoff Return For Touchdown: 100 yards by Derius Davis of TCU/Oct. 23, 2021
Opening Kickoff Return for Touchdown: 100 yards by Derius Davis of TCU/Oct. 23, 2021
Recovered an Onside Kick: Jay Sedwick kicked the ball 16 yards, recovered by Chance Waz of Baylor/Oct. 21, 2017

AUSTIN BRINKMAN

GARRETT GREENE

THE LAST TIME ...

Punt Return For Touchdown: 70 yards by Jalen Reagor of TCU/Nov. 29, 2019
2 Players Return Punts For Touchdown: by DeJuan Tribble (41) and Will Blackmon (71) of Boston College/Nov. 13, 2004
Punt Blocked: blocked by Logan Carter of Oklahoma State/Nov. 17, 2018
Punt Blocked/Recovered in End Zone For Touchdown: blocked by Brayden Willis and recovered in end zone by Austin Stogner of Oklahoma/Oct. 19, 2019
Punt Blocked/Returned For Touchdown: blocked by Marcus Gildersleeve and returned 17 yards by Ricky Hall of Virginia Tech/Oct. 31, 1998
Interception Return For Touchdown: 56 yards by M.J. Devonshire of Pitt/Sept. 1, 2022
50-Yard Field Goal: 51 by Drake Thomas of NC State/Sept. 14, 2019
Field Goal Blocked: by Bravvion Roy of Baylor/Oct. 31, 2019
Blocked Field Goal Returned For Touchdown: 82 yards by Andrew Johnson of Louisville/Nov. 5, 2011
Intercepted Fumble Returned For Touchdown: 75 yards by Tim Quense of Pitt /Oct. 1, 1983
Fumble Recovered/Returned For Touchdown: 56 yards by Zech McPhearson of Texas Tech /Sept. 26, 2020
Two-Point Conversion By Rush: by Davin Meggett of Maryland/Sept. 17, 2011
Two-Point Conversion By Pass: by Matthew Eaton from Brock Purdy of Iowa State /Oct. 13, 2018
Defensive Extra Point: Tim White of Arizona State returned a blocked extra point 98 yards for a two-point conversion/Jan. 2, 2016
Extra Point Blocked: by Ochaun Mathis of TCU/Oct. 23, 2021
Punt Blocked For Safety: by Chris Nofoaiga of Idaho/Oct. 7, 2000
Team Gained 400 Yards Rushing: 468 by Baylor/Oct. 4, 2013
Team Gained 300 Yards Rushing: 304 by Oklahoma/Nov. 23, 2018
Team Gained 200 Yards Rushing: 239 by Iowa State/Oct. 30, 2021
Team Failed To Gain 100 Yards Rushing: 76 by Pitt/Sept. 1, 2022
Team Finished With Negative Rushing Yards: Minus-7 by TCU/Nov. 3, 2018
Team Gained 300 Yards Passing: 308 by Pitt/Sept. 1, 2022
Team Gained 400 Yards Passing: 418 by Arizona State/Jan. 2, 2016
Team Failed To Gain 100 Yards Passing: 60 by LIU/Sept. 11, 2021
Team Failed To Gain 50 Yards Passing: 29 by Georgia Southern/Sept. 5, 2015
Team Gained 500 Yards Total Offense: 552 by Baylor/Oct. 9, 2021
Team Gained 600 Yards Total Offense: 668 by Oklahoma/Nov. 23, 2018
Team Gained 700 Yards Total Offense: 872 by Baylor/Oct. 5, 2013
Team Gained 800 Yards Total Offense: 872 by Baylor/Oct. 5, 2013
Team Failed To Gain 250 Yards Total Offense: 95 by LIU/Sept. 11, 2021
Team Failed To Gain 200 Yards Total Offense: 95 by LIU/Sept. 11, 2021
Team Failed To Gain 100 Yards Total Offense: 95 by LIU/Sept. 11, 2021
Team Finished with 35 or more First Downs: 35 by Oklahoma State/Nov. 17, 2018
Team Finished with 30 or more First Downs: 35 by Oklahoma State/Nov. 17, 2018
Team Failed To Get A First Down: no instance yet found
Team Failed To Get A Rushing First Down: by Western Michigan/Sept. 7, 1996
Team Failed To Get A Passing First Down: by Pitt/Oct. 10, 1981
Successful Fake Punt: by NC State/Sept. 14, 2019
Team Scored 70+ Points: 73 by Baylor/Oct. 5, 2013
Team Scored 60+ Points: 62 by Baylor/Oct. 17, 2015
Team Scored 50+ Points: 52 by Oklahoma/Oct. 19, 2019
Team Scored 40+ Points: 45 by Baylor/Oct. 9, 2021
Team Scored 30+ Points: 38 by Pitt/Sept. 1, 2022
Shutout Recorded: 37-0 by Maryland/Sept. 21, 2013
Safety Scored: When WVU's Yodny Cajuste was called for holding in the end zone at Iowa State/Oct. 13, 2018
Two Safeties Scored: When WVU's Geno Smith was tackled in the end zone by Syracuse's Cameron Lynch and Siriki Diabate, and when Smith was called for intentional grounding when he was being tackled by Brandon Sharpe/Dec. 29, 2012

JAMES GMITER

JUSTIN JOHNSON JR.

2022 MOUNTAINEER 20-YARD PLAYS

Offense
44.....Donaldson rush (Pitt)
39.....Donaldson rush (Pitt)
32.....O'Laughlin pass from Daniels (Pitt)
23.....Prather pass from Daniels (Pitt)
23.....Mathis rush (Pitt)
22.....Ford-Wheaton pass from Daniels (Pitt)
21.....James 21 pass from Daniels (Pitt)
20.....Donaldson rush (Pitt)

Defense

Special Teams
24/FG .....Legg field goal (Pitt)

2022 MOUNTAINEER OPPONENTS' 20-YARD PLAYS

Offense
64.....Wayne pass from Slovis (Pitt)
49.....Hammond Jr pass from Slovis (Pitt)
24.....Abanikanda pass from Slovis (Pitt)
20.....Wayne pass from slovis (Pitt)
20.....Mumpfield pass from Slovis (Pitt)

Defense
56/TD ..... Devonshire interception return (Pitt)

Special Teams
42..... Slovis field goal (Pitt)
23.....Abanikanda kickoff return (Pitt)
20.....Abanikanda kickoff return (Pitt)

2022 WEST VIRGINIA SCORING DRIVES

Opponent	Plays	Yds	Time	Result
Pitt	6	75	2:52	Ford-Wheaton 10 pass from Daniels
Pitt	13	74	3:17	Legg 24 FG
Pitt	1	5	0:08	Donaldson 5 rush
Pitt	9	75	3:50	Ford-Wheaton 16 pass from Daniels
Pitt	6	72	1:14	Daniels 1 rush

2022 WEST VIRGINIA OPPONENTS' SCORING DRIVES

Opponent	Plays	Yds	Time	Result
Pitt	11	73	6:48	Sauls 42 FG
Pitt	6	35	2:52	Hammond Jr. 4 rush
Pitt	4	65	1:32	Carter 1 rush
Pitt	3	62	1:26	Hammond Jr. 11 rush
Pitt	7	92	2:29	Abanikanda 24 pass from Slovis
Pitt	0	56	0:43	Deveonshire 56 interception return

TOP GAME PERFORMANCES ...

West Virginia

100-Yard Rushers

Date	Opponent	Player	Att.	Yards	Avg.	TD	Long
9/1	Pitt	CJ Donaldson	7	125	17.9	1	44

100-Yard Receivers

Date	Opponent	Player	Rec.	Yards	Avg.	TD	Long

300-Yard Passers

Date	Opponent	Player	Comp.	Att.	Yards	TD	Long

10+Tackles

Date	Opponent	Player	Solo	Assist	Total	TFL	Sacks
9/1	Pitt	L. Kpogba	5	5	10	0	0

Opponents

100-Yard Rushers

Date	Opponent	Player	Att.	Yards	Avg.	TD	Long

100-Yard Receivers

Date	Opponent	Player	Rec.	Yards	Avg.	TD	Long

300-Yard Passers

Date	Opponent	Player	Comp.	Att.	Yards	TD	Long
9/1	Pitt	K. Slovis	16	24	308	1	64

10+Tackles

Date	Opponent	Player	Solo	Assist	Total	TFL	Sacks
9/1	Pitt	S. Dennis	4	6	10	1	1

Special Teams Tackles

Player	Total	UA/A	KO	P	PITT	KU	TOW	VT	TX	BU	TTU	TCU	ISU	OU	KST	OSU
Jasir Cox	1	0/1	1	0	1/0											
Marcis Floyd	1	1/0	1	0	1/0											
Bryce Ford-Wheaton	1	1/0	0	1	0/1											
Malachi Ruffin	1	0/1	1	0	1/0											

300 or More Yards Passing (since 2012)

656	Baylor (2012)	70-63/W
539	Oklahoma (2018)	59-56/L
532	Arizona State (2015)	43-42/W
511	Maryland (2014)	40-37/W
498	Texas Tech (2019)	17-38/L
448	James Madison (2012)	42-12/W
429	vs. Tennessee (2018)	40-14/W
407	Kansas (2012)	59-10/W
403	East Carolina (2017)	56-20/W
401	Oklahoma State (2012)	55-34/L
389	Youngstown State (2016)	38-21/W
376	Oklahoma (2014)	45-33/L
375	at Baylor (2017)	38-36/W
372	at Kansas State (2017)	28-23/W
371	TCU (2018)	47-10/W
	vs. Virginia Tech (2017)	31-24/L
370	Iowa State (2021)	38-31/W
370	at Texas Tech (2018)	42-34/W
367	Texas (2019)	42-31/L
366	at TCU (2017)	31-24/L
365	vs. Alabama (2014)	33-23/L
364	at Oklahoma State (2018)	45-41/L
359	Georgia Southern (2015)	44-0/W
	Georgia State (2013)	41-7/W
356	Kansas State (2018)	35-6/W
	Iowa State (2013)	52-44/L
355	Towson (2014)	54-0/W
353	Baylor (2018)	58-14/W
352	Texas Tech (2017)	46-35/W
347	at Texas Tech (2020)	34-27/L
347	at Kansas (2017)	56-34/W
346	at Texas (2018)	42-41/W
	vs. Texas A&M (2014)	45-37/L
344	LIU (2021)	66-0/W
341	at Iowa State (2016)	49-19/W
338	Maryland (2012)	31-21/W
334	Delaware State (2017)	59-16/W
332	Kansas (2018)	38-22/W
	Youngstown State (2018)	52-17/W
	vs. BYU (2016)	35-32/W
330	Texas Tech (2021)	23-20/L
324	Marshall (2012)	69-34/W
322	Baylor (2014)	41-27/W
320	Oklahoma State (2013)	30-21/W
	Oklahoma (2012)	50-49/L
318	Kansas (2020)	38-17/W
317	Texas (2020)	17-13/L
301	Texas (2021)	31-23/W
301	Kansas State (2020)	37-10/W

Pronunciation Guide

FIRST NAMES

Exree (Loe) ..... x-REE
Graeson (Malashevich) ..... gray-son
Jairo (Faverus) ..... Jai-Eh-roe
Ja'Quay (Hubbard) ..... juh-KWAY
Jarel (Williams) ..... juh-rell
Jasir (Cox) ..... juh-zeer
Kaden (Prather) ..... K-Din
Lanell (Carr) ..... luh-nell
Malachi (Ruffin) ..... Mal-uh-kigh
Marcis (Floyd) ..... mar-kus
Naim (Muhammad) ..... Nigh-Em
Taijh (Alston) ..... taj
Taurus (Simmons) ..... Tar-us
Tomas (Rimac) ..... Toe-moss

LAST NAMES

Ajayi (Rashad) ..... ah-Jai
Braham (Cortez) ..... bray-ham
Bechdel (Leighton) ..... beck-dole
Cavallaro (Matt) ..... Cav-uh-larro
Faverus (Jairo) ..... Fahv-russ
Gmiter (James) ..... guh-midder
Grabill (Theo) ..... Gray-bill
Grothaus (Parker) ..... GROAD-house
Katarincic (Charlie) ..... cat-uh-rin-sick
Kpogba (Lee) ..... Kob-uh
Malashevich (Graeson) ..... Mal-uh-shev-ich
Mallinger (Davis) ..... mal "like cow" – in-jer
Marchiol (Nicco) ..... Mark-E-ol
Milum (Wyatt) ..... my-lum
Muhammad (Naim) ..... muh-hamm-id
O'Laughlin (Mike) ..... O'-loff-lin
Polendey (Brian) ..... Puh-len-day
Prather (Kaden) ..... pray-their
Rimac (Tomas) ..... ree-mack
Vesterinen (Edward) ..... vest-ur-en-in
Weidman (Sullivan) ..... weed-man
Wikstrom (Victor) ..... wick-strum

Online Prounciation Guide

A pronunciation guide provided by TheNameEngine.com also can be found at WVUsports.com on the football roster page. To hear a pronunciation of these names, click on the ear icon beside the name and a correct pronounciation will be provided.

MOUNTAINEEER TOP RUSHING MARKS

1.	569	Washington & Lee	November 10, 1923
2.	536	East Carolina	September 28, 2002
3.	517	Connecticut	November 24, 2007
4.	478	East Carolina	September 4, 2004
5.	457	Syracuse	October 14, 2006
6.	458	Oklahoma	November 17, 2012
7.	451	Pitt	November 24, 2005
8.	446	Syracuse	October 30, 1993
	446	Rutgers	November 3, 2001
10.	437	Pitt	November 16, 2006
11.	427	Cincinnati	October 17, 1987
12.	426	Kansas	November 21, 2015
13.	397	East Carolina	September 22, 2007
14.	394	Eastern Washington	September 9, 2006
15.	382	Georgia	January 2, 2006
16.	379	East Carolina	November 7, 1992
17.	378	Pitt	September 29, 1990
18.	376	West Virginia Wesleyan	October 1, 1938
	376	Louisville	November 22, 2008

MOUNTAINEEER TOP PASSING MARKS

1.	656	Baylor	September 29, 2012
2.	539	Oklahoma	November 23, 2018
3.	532	Arizona State	January 2, 2016
4.	511	Maryland	September 13, 2014
5.	498	Texas Tech	November 9, 2019
6.	469	UConn	October 8, 2011
7.	463	LSU	September 24, 2011
8.	452	Missouri	December 26, 1998
9.	448	James Madison	September 15, 2012
10.	431	Norfolk State	September 10, 2011
11.	429	Tennessee	September 1, 2018
12.	416	Pitt	September 28, 1968
13.	410	Louisville	November 5, 2011
14.	409	Pitt	November 27, 1998
15.	407	Kansas	December 1, 2012
	407	Clemson	January 4, 2012
17.	403	East Carolina	September 9, 2017
18.	401	Oklahoma State	November 10, 2012
19.	396	Baylor	October 25, 2018
	396	Pitt	October 15, 1994
21.	390	Purdue	September 2, 1995
22.	389	Youngstown State	September 10, 2016
23.	388	Maryland	September 17, 2011
24.	380	Miami	October 24, 1998
25.	376	Oklahoma	September 20, 2014
26.	372	Cincinnati	November 12, 2011
27.	371	TCU	November 10, 2018
	371	Rutgers	November 9, 1996
	371	Virginia Tech	September 3, 2017

MOUNTAINEEER TOP TOTAL OFFENSE

1.	807	Baylor	September 29, 2012
2.	778	Oklahoma	November 17, 2012
3.	704	Oklahoma	November 23, 2018
4.	694	Maryland	September 13, 2014
5.	676	Arizona State	January 2, 2016
6.	674	Washington & Lee	November 10, 1923
7.	655	Marshall	September 1, 2012
8.	654	Syracuse	October 30, 1993
9.	650	Texas Tech	October 15, 2016
10.	647	Kansas	December 1, 2012
11.	643	Bowling Green	October 1, 2011
12.	641	Pitt	October 2, 1965
	641	Pitt	November 16, 2006
14.	635	Kansas	September 23, 2017
15.	630	Kansas	November 21, 2015
16.	627	Rutgers	November 3, 2001
17.	625	Youngstown State	September 8, 2018
18.	624	Youngstown State	September 10, 2016
	624	Connecticut	November 24, 2007
20.	623	Pitt	November 27, 1999
21.	621	East Carolina	September 4, 2004

WR, 5-10, 186, So.
Navarro CC
Natchitoches, La.

4 JEREMIAH AARON

- Transferred to WVU after two seasons at Navarro CC
- 2021 NJCAA All-America Second Team
- Totaled 77 catches for 1,330 yards and 13 TDs at Navarro

2022 Game-By-Game

Opponent	No.	Yards	Avg.	TDs	Long
Pitt			DNP		
Kansas					
Towson					
Virginia Tech					
Texas					
Baylor					
Texas Tech					
TCU					
Iowa St.					
Oklahoma					
Kansas St.					
Oklahoma St.					
Totals	**0**	**0**	**0**	**0**	**0**

Aaron's Receiving Statistics

Year	Games	No.	Yards	Avg.	TD	Long
2022	0	0	0	0	0	0

RB, 5-11, 214, R-Fr.
Perry
Perry, Ohio

28 JAYLEN ANDERSON

- Redshirted in 2021
- Four-year starter and two-time All-State First Team selection as a junior and senior in high school

2022 Game-By-Game

Opponent	Att.	Yds	Avg.	TDs	Long	Rec	Yds	TDs
Pitt				DNP				
Kansas								
Towson								
Virginia Tech								
Texas								
Baylor								
Texas Tech								
TCU								
Iowa St.								
Oklahoma								
Kansas St.								
Oklahoma St.								
Totals	**0**	**0**	**0**	**0**	**0**	**0**	**0**	**0**

Anderson's Rushing Statistics

Year	Games	Att.	Yards	Avg.	TD	Long
2022	0	0	0	0	0	0

Anderson's Receiving Statistics

Year	Games	No.	Yards	Avg.	TD	Long
2022	0	0	0	0	0	0

WR, 6-2, 198, Jr.
Hutchinson CC
Baltimore, Md.

11 CORTEZ BRAHAM

- Transferred to WVU after three seasons at Hutchinson CC
- Had 68 catches for 1,387 yards and 17 TDs at Hutchinson
- Made his Mountaineer debut at Pitt

2022 Game-By-Game

Opponent	No.	Yards	Avg.	TDs	Long
Pitt	0	0	0	0	0
Kansas					
Towson					
Virginia Tech					
Texas					
Baylor					
Texas Tech					
TCU					
Iowa St.					
Oklahoma					
Kansas St.					
Oklahoma St.					
Totals	**0**	**0**	**0**	**0**	**0**

Braham's Receiving Statistics

Year	Games	No.	Yards	Avg.	TD	Long
2022	1	0	0	0	0	0

QB, 6-2, 220, R-Fr.
Gardendale
Gardendale, Ala.

7 WILL CROWDER

- Played in one game and redshirted in 2021

2022 Game-By-Game

Opponent	Comp.	Att.	Int.	Pct.	Yards	TDs	Long
Pitt				DNP			
Kansas							
Towson							
Virginia Tech							
Texas							
Baylor							
Texas Tech							
TCU							
Iowa St.							
Oklahoma							
Kansas St.							
Oklahoma St.							
Totals	**0**	**0**	**0**	**0**	**0**	**0**	**0**

Crowder's Passing Statistics

Year	Games	C/A	Pct.	Yards	TD	Int.	Long
2022	0	0/0	.000	0	0	0	0
2021	1	2/2	1.000	28	0	0	20
Totals	**1**	**2/2**	**1.000**	**28**	**0**	**0**	**20**

QB, 6-2, 226, Jr.
Georgia
Irvine, Calif.

18 JT DANIELS

- Transferred to WVU after the last two seasons at Georgia
- Played in 10 games, with seven starts, at UGA
- Threw for 1,953 yards and 17 TDs in those 10 games
- Also completed 148-of-213 (.695) passes at UGA
- Before Georgia, started 11 games as a true freshman at USC in 2018, completing 216-of-363 passes for 2672 yards and 14 touchdowns
- Redshirted in 2019 after suffering a season-ending knee injury in the season opener against Fresno State
- Made his Mountaineer debut at Pitt; completed 23 passes for 214 yards and a pair of TDs
- Also collected the first rushing TD of his collegiate career against the Panthers
- Maxwell Award Watch List
- Johnny Unitas Jr. Golden Arm Award Watch List
- Walter Camp Player of the Year Watch List
- Reese's Senior Bowl Watch List
- East-West Shrine Bowl Watch List

2022 Game-By-Game

Opponent	Comp.	Att.	Int.	Pct.	Yards	TDs	Long
Pitt	23	40	1	.575	214	2	32
Kansas							
Towson							
Virginia Tech							
Texas							
Baylor							
Texas Tech							
TCU							
Iowa St.							
Oklahoma							
Kansas St.							
Oklahoma St.							
Totals	**23**	**40**	**1**	**.575**	**214**	**2**	**32**

Daniels' Passing Statistics

Year	Games	C/A	Pct.	Yards	TD	Int.	Long
2022	1	23/40	.575	214	2	1	32

RB, 6-2, 240, Fr.
Gulliver Prep
Miami, Fla.

12 CJ DONALDSON

- Played wide receiver and tight end at Gulliver Prep
- Totaled 1,409 yards on 96 catches with 19 TDs during his junior and senior seasons
- Made his Mountaineer debut at Pitt; rushing for a career-high 125 yards on seven carries with his first career TD
- Also blocked a punt against the Panthers

2022 Game-By-Game

Opponent	Att.	Yds	Avg.	TDs	Long	Rec	Yds	TDs
Pitt	7	125	17.9	1	44	0	0	0
Kansas								
Towson								
Virginia Tech								
Texas								
Baylor								
Texas Tech								
TCU								
Iowa St.								
Oklahoma								
Kansas St.								
Oklahoma St.								
Totals	**7**	**125**	**17.9**	**1**	**44**	**0**	**0**	**0**

Donaldson's Rushing Statistics

Year	Games	Att.	Yards	Avg.	TD	Long
2022	1	7	125	17.9	1	44

Donaldson's Receiving Statistics

Year	Games	No.	Yards	Avg.	TD	Long
2022	1	0	0	0	0	0

WR, 6-3, 224, R-Jr.
Holly Springs
Fuquay-Varina, N.C.

0 BRYCE FORD-WHEATON

- Has played in 35 career games, including 21 starts
- Has two 100-yard receiving games in his career
- Also has a pair of multi-TD games in his career
- Ranks No. 2 in the Big 12 and No. 6 nationally in receiving TDs (2)
- Also ranks No. 1 in the league and No. 9 nationally in receptions per game (9.0)
- Finished with 97 yards on a career-high nine catches and two TDs at Pitt
- East-West Shrine Bowl Watch List
- Reese's Senior Bowl Watch List
- Preseason All-Big 12 First Team (Athlon Sports, Phil Steele)

2022 Game-By-Game

Opponent	No.	Yards	Avg.	TDs	Long
Pitt	9	97	10.8	2	22
Kansas					
Towson					
Virginia Tech					
Texas					
Baylor					
Texas Tech					
TCU					
Iowa St.					
Oklahoma					
Kansas St.					
Oklahoma St.					
Totals	**9**	**97**	**10.8**	**2**	**22**

Ford-Wheaton's Receiving Statistics

Year	Games	No.	Yards	Avg.	TD	Long
2022	1	9	97	10.8	2	22
2021	12	42	575	15.4	3	45
2020	9	27	416	15.4	3	58
2019	11	12	201	16.8	2	50
2018	2	0	0	0	0	0
Totals	**35**	**90**	**1,289**	**14.3**	**10**	**58**

QB, 5-11, 200, So.
Chiles
Tallahassee, Fla.

6 GARRETT GREENE

- Has played in 14 career games
- Holds 346 passing yards, 171 rushing yards and four TDs in his Mountaineer career

2022 Game-By-Game

Opponent	Comp.	Att.	Int.	Pct.	Yards	TDs	Long
Pitt	0	0	0	0	0	0	0
Kansas							
Towson							
Virginia Tech							
Texas							
Baylor							
Texas Tech							
TCU							
Iowa St.							
Oklahoma							
Kansas St.							
Oklahoma St.							
Totals	**0**	**0**	**0**	**0**	**0**	**0**	**0**

Greene's Passing Statistics

Year	Games	C/A	Pct.	Yards	TD	Int.	Long
2022	1	0/0	.000	0	0	0	0
2021	11	16/26	.615	147	0	0	28
2020	2	3/4	.750	24	0	0	11
Totals	**14**	**19/30**	**.633**	**171**	**0**	**0**	**28**

Greene's Rushing Statistics

Year	Games	Att.	Yards	Avg.	TD	Long
2022	1	1	5	5.0	0	5
2021	11	47	306	6.5	4	67
2020	2	6	40	6.7	0	13
Totals	**14**	**54**	**351**	**6.5**	**4**	**67**

WR, 6-0, 182, R-Jr.
Richmond Hill
Richmond Hill, Ga.

13 SAM JAMES

- Has played in 39 career games, with 21 starts
- Has two 100-yard receiving games in his career
- Caught five passes for 50 yards at Pitt
- Reese's Senior Bowl Watch List
- East-West Shrine Bowl Watch List
- Preseason All-Big 12 Fourth Team (Athlon Sports, Phil Steele)

2022 Game-By-Game

Opponent	No.	Yards	Avg.	TDs	Long
Pitt	5	50	10.0	0	21
Kansas					
Towson					
Virginia Tech					
Texas					
Baylor					
Texas Tech					
TCU					
Iowa St.					
Oklahoma					
Kansas St.					
Oklahoma St.					
Totals	**5**	**50**	**10.0**	**0**	**21**

James' Receiving Statistics

Year	Games	No.	Yards	Avg.	TD	Long
2022	1	5	50	10.0	0	21
2021	13	42	507	12.1	5	53
2020	9	31	300	9.7	2	32
2019	12	69	677	9.8	2	51
2018	4	2	2	1.0	0	4
Totals	**39**	**149**	**1,536**	**10.3**	**9**	**53**

RB, 5-11, 198, So.
Edwardsville
St. Louis, Mo.

26 JUSTIN JOHNSON JR.

- Has played in nine career games
- Tallied 12 yards on four carries and caught two passes at Pitt

2022 Game-By-Game

Opponent	Att.	Yds	Avg.	TDs	Long	Rec	Yds	TDs
Pitt	4	12	3.0	0	6	2	11	0
Kansas								
Towson								
Virginia Tech								
Texas								
Baylor								
Texas Tech								
TCU								
Iowa St.								
Oklahoma								
Kansas St.								
Oklahoma St.								
Totals	**4**	**12**	**3.0**	**0**	**6**	**2**	**11**	**0**

Johnson Jr.'s Rushing Statistics

Year	Games	Att.	Yards	Avg.	TD	Long
2022	1	4	12	3.0	0	6
2021	8	24	90	3.6	0	15
Totals	**9**	**28**	**102**	**3.6**	**0**	**15**

Johnson Jr.'s Receiving Statistics

Year	Games	No.	Yards	Avg.	TD	Long
2022	1	2	11	5.5	0	6
2021	8	2	9	4.5	0	7
Totals	**9**	**4**	**20**	**5.0**	**0**	**7**

QB, 6-1, 225, Fr.
Hamilton
Chandler, Ariz.

8 NICCO MARCHIOL

- Enrolled at WVU in January 2022
- Four-star recruit who ranked No. 217 on the ESPN 300 List
- 2021 US Army All-American and Gatorade Player of the Year in Arizona

2022 Game-By-Game

Opponent	Comp.	Att.	Int.	Pct.	Yards	TDs	Long
Pitt				DNP			
Kansas							
Towson							
Virginia Tech							
Texas							
Baylor							
Texas Tech							
TCU							
Iowa St.							
Oklahoma							
Kansas St.							
Oklahoma St.							
Totals	**0**	**0**	**0**	**0**	**0**	**0**	**0**

Marchiol's Passing Statistics

Year	Games	C/A	Pct.	Yards	TD	Int.	Long
2022	0	0/0	.000	0	0	0	0

RB, 5-11, 207, R-So.
Cedartown (Ga.)
Orlando, Fla.

24 TONY MATHIS JR.

- Has played in 22 career games, with two starts
- Has one 100-yard rushing game in his career
- Finshed with 71 yards on 16 carries at Pitt, with a long of 23
- Preseason All-Big 12 Fourth Team (Phil Steele)

2022 Game-By-Game

Opponent	Att.	Yds	Avg.	TDs	Long	Rec	Yds	TDs
Pitt	16	71	4.4	0	23	2	-7	0
Kansas								
Towson								
Virginia Tech								
Texas								
Baylor								
Texas Tech								
TCU								
Iowa St.								
Oklahoma								
Kansas St.								
Oklahoma St.								
Totals	**16**	**71**	**4.4**	**0**	**23**	**2**	**-7**	**0**

Mathis Jr.'s Rushing Statistics

Year	Games	Att.	Yards	Avg.	TD	Long
2022	1	16	71	4.4	0	23
2021	11	72	312	4.3	0	45
2020	6	18	55	3.1	1	8
2019	4	3	15	5.0	0	8
Totals	**22**	**109**	**453**	**4.2**	**1**	**45**

Mathis Jr.'s Receiving Statistics

Year	Games	No.	Yards	Avg.	TD	Long
2022	1	2	-7	-3.5	0	0
2021	11	7	29	4.1	0	9
2020	6	0	0	0	0	0
2019	4	3	16	5.3	1	9
Totals	**22**	**12**	**38**	**3.2**	**1**	**9**

TE, 6-5, 255, R-Jr.
Fenwick
Glen Ellyn, Ill.

87 MIKE O'LAUGHLIN

- Has played in 27 career games, with 16 starts
- Lone catch at Pitt went for 32 yards
- John Mackey Award Watch List
- Preseason All-Big 12 Third Team (Phil Steele)

2022 Game-By-Game

Opponent	No.	Yards	Avg.	TDs	Long
Pitt	1	32	32.0	0	32
Kansas					
Towson					
Virginia Tech					
Texas					
Baylor					
Texas Tech					
TCU					
Iowa St.					
Oklahoma					
Kansas St.					
Oklahoma St.					
Totals	**1**	**32**	**32.0**	**0**	**32**

O'Laughlin's Receiving Statistics

Year	Games	No.	Yards	Avg.	TD	Long
2022	1	1	32	32.0	0	32
2021	5	11	65	5.9	0	11
2020	9	15	137	9.1	1	34
2019	12	6	24	4.0	0	8
Totals	**27**	**33**	**258**	**7.8**	**1**	**34**

TE, 6-4, 256, R-Sr.
Colorado State
Denton, Texas

88 BRIAN POLENDEY

- Enrolled at WVU in January 2022
- Played his last two seasons at Colorado State, where he appeared in 16 games
- Before Colorado State, spent three years at Miami, appearing in 14 career games
- Made his Mountaineer debut at Pitt and earned his first WVU start against the Panthers

2022 Game-By-Game

Opponent	Comp.	Att.	Int.	Pct.	Yards	TDs	Long
Pitt	0	0	0	0	0	0	0
Kansas							
Towson							
Virginia Tech							
Texas							
Baylor							
Texas Tech							
TCU							
Iowa St.							
Oklahoma							
Kansas St.							
Oklahoma St.							
Totals	**0**	**0**	**0**	**0**	**0**	**0**	**0**

Polendey's Passing Statistics

Year	Games	C/A	Pct.	Yards	TD	Int.	Long
2022	0	0/0	.000	0	0	0	0

WR, 6-4, 211, So.
Northwest
Montgomery Village, Md.

3 KADEN PRATHER

- Has played in 13 career games, with five starts

2022 Game-By-Game

Opponent	No.	Yards	Avg.	TDs	Long
Pitt	2	21	10.5	0	23
Kansas					
Towson					
Virginia Tech					
Texas					
Baylor					
Texas Tech					
TCU					
Iowa St.					
Oklahoma					
Kansas St.					
Oklahoma St.					
Totals	**2**	**21**	**10.5**	**0**	**23**

Prather's Receiving Statistics

Year	Games	No.	Yards	Avg.	TD	Long
2022	1	2	21	10.5	0	23
2021	12	12	175	14.6	0	32
Totals	**13**	**14**	**196**	**14.0**	**0**	**32**

WR, 5-10, 187, So.
Boyle County
Danville, Ky.

15 REESE SMITH

- Has played in 24 career games, with three starts

2022 Game-By-Game

Opponent	No.	Yards	Avg.	TDs	Long
Pitt	2	10	5.0	0	9
Kansas					
Towson					
Virginia Tech					
Texas					
Baylor					
Texas Tech					
TCU					
Iowa St.					
Oklahoma					
Kansas St.					
Oklahoma St.					
Totals	**2**	**10**	**5.0**	**0**	**9**

Smith's Receiving Statistics

Year	Games	No.	Yards	Avg.	TD	Long
2022	1	2	10	5.0	0	9
2021	13	12	124	10.3	1	20
2020	10	11	128	11.6	0	39
Totals	**24**	**25**	**262**	**10.5**	**1**	**39**

CB, 5-11, 182, S-Sr.
Colorado State
Atlanta, Ga.

RASHAD
4 AJAYI

- Transferred to WVU after four seasons at Colorado State
- Played in 37 games at CSU, totaling 77 tackles (56 solos), one INT, 17 PBUs, two forced fumbles and one recovery
- Made his Mountaineer debut and earned the start at Pitt
- Finished with two tackles and a PBU against the Panthers

2022 Game-By-Game

Opponent	UT/AT/TT	TFL	Sacks	FF	FR	Int	PBU
Pitt	2/0/2	0	0	0	0	0	1
Kansas							
Towson							
Virginia Tech							
Texas							
Baylor							
Texas Tech							
TCU							
Iowa St.							
Oklahoma							
Kansas St.							
Oklahoma St.							
Totals	**2/0/2**	**0**	**0**	**0**	**0**	**0**	**1**

Ajayi's Defensive Statistics

Year	GP	T/A/TT	TFL	Sacks	INT	PB	FF	FR
2022	1	2/0/2	0	0	0	1	0	0

DL, 6-4, 255, R-Sr.
Copiah-Lincoln CC
Lumberton, N.C.

TAIJH
12 ALSTON

- Has played in 17 career games, with 13 starts
- East-West Shrine Bowl Watch List
- Preseason All-Big 12 Fourth Team (Athlon Sports)

2022 Game-By-Game

Opponent	UT/AT/TT	TFL	Sacks	FF	FR	Int	PBU
Pitt	0/2/2	0	0	0	0	0	0
Kansas							
Towson							
Virginia Tech							
Texas							
Baylor							
Texas Tech							
TCU							
Iowa St.							
Oklahoma							
Kansas St.							
Oklahoma St.							
Totals	**0/2/2**	**0**	**0**	**0**	**0**	**0**	**0**

Alston's Defensive Statistics

Year	GP	T/A/TT	TFL	Sacks	INT	PB	FF	FR
2022	1	0/2/2	0	0	0	0	0	0
2021	13	23/14/37	11/48	5/26	0	0	1	0
2020	1	1/0/1	0	0	0	0	1	0
2019	2	1/0/1	1/7	1/7	0	0	0	0
Totals	**17**	**25/16/41**	**12/55**	**6/33**	**0**	**0**	**2**	**0**

LB, 6-1, 228, So.
Miami
Pennsauken, N.J.

TIREK
18 AUSTIN-CAVE

- Transferred to WVU after two seasons at Miami
- Played in 17 games for the Hurricanes, tallying 12 stops (six solo)

2022 Game-By-Game

Opponent	UT/AT/TT	TFL	Sacks	FF	FR	Int	PBU
Pitt			DNP				
Kansas							
Towson							
Virginia Tech							
Texas							
Baylor							
Texas Tech							
TCU							
Iowa St.							
Oklahoma							
Kansas St.							
Oklahoma St.							
Totals	**0/0/0**	**0**	**0**	**0**	**0**	**0**	**0**

Austin-Cave's Defensive Statistics

Year	GP	T/A/TT	TFL	Sacks	INT	PB	FF	FR
2022	0	0/0/0	0	0	0	0	0	0

BAN, 6-2, 235, R-So.
Collins Hill (Ga.)
Miami, Fla.

10 JARED BARTLETT

- Has played in 28 career games, with six starts
- Has two multi-sack games in his career
- Totaled a career-best six tackles, including 1.5 sacks, at Pitt
- Preseason All-Big 12 Fourth Team (Phil Steele)
- 2022 Iron Mountaineer Award

2022 Game-By-Game

Opponent	UT/AT/TT	TFL	Sacks	FF	FR	Int	PBU
Pitt	3/3/6	1.5/13	1.5/13	0	0	0	0
Kansas							
Towson							
Virginia Tech							
Texas							
Baylor							
Texas Tech							
TCU							
Iowa St.							
Oklahoma							
Kansas St.							
Oklahoma St.							
Totals	**3/3/6**	**1.5/13**	**1.5/13**	**0**	**0**	**0**	**0**

Bartlett's Defensive Statistics

Year	GP	T/A/TT	TFL	Sacks	INT	PB	FF	FR
2022	1	3/3/6	1.5/13	1.5/13	0	0	0	0
2021	13	15/16/31	6/32	3.5/25	0	0	1	1
2020	10	11/8/19	5.5/29	3.5/22	0	1	1	0
2019	4	5/4/9	0	0	0	0	0	0
Totals	**28**	**34/31/65**	**13/74**	**8.5/60**	**0**	**1**	**2**	**1**

S, 5-11, 201, So.
Auburndale
Oakridge, Fla.

2 AUBREY BURKS

- Has played in seven career games with one start
- Earned his first career start at Pitt and finished with a career-high six tackles

2022 Game-By-Game

Opponent	UT/AT/TT	TFL	Sacks	FF	FR	Int	PBU
Pitt	4/2/6	0	0	0	0	0	0
Kansas							
Towson							
Virginia Tech							
Texas							
Baylor							
Texas Tech							
TCU							
Iowa St.							
Oklahoma							
Kansas St.							
Oklahoma St.							
Totals	**4/2/6**	**0**	**0**	**0**	**0**	**0**	**0**

Burks' Defensive Statistics

Year	GP	T/A/TT	TFL	Sacks	INT	PB	FF	FR
2022	1	4/2/6	0	0	0	0	0	0
2021	6	2/0/2	0	0	0	0	0	0
Totals	**7**	**6/2/8**	**0**	**0**	**0**	**0**	**0**	**0**

BAN, 6-1, 245, So.
De Smet Jesuit
St. Louis, Mo.

44 LANELL CARR

- Has played in 18 career games, with two starts at defensive end

2022 Game-By-Game

Opponent	UT/AT/TT	TFL	Sacks	FF	FR	Int	PBU
Pitt	0/0/0	0	0	0	0	0	0
Kansas							
Towson							
Virginia Tech							
Texas							
Baylor							
Texas Tech							
TCU							
Iowa St.							
Oklahoma							
Kansas St.							
Oklahoma St.							
Totals	**0/0/0**	**0**	**0**	**0**	**0**	**0**	**0**

Carr's Defensive Statistics

Year	GP	T/A/TT	TFL	Sacks	INT	PB	FF	FR
2022	1	0/0/0	0	0	0	0	0	0
2021	10	2/2/4	0	0	0	0	0	0
2020	7	1/0/1	0	0	0	0	0	0
Totals	**18**	**3/2/5**	**0**	**0**	**0**	**0**	**0**	**0**

SPEAR, 6-1, 204, S-Sr.
North Dakota State
Kansas City, Mo.

7 JASIR COX

- Transferred to WVU after four seasons at North Dakota State
- Played in 37 games at NDSU, totaling 124 tackles (61 solos), 7.5 TFLs, three sacks, three INTs, 10 PBUs and two forced fumbles
- Made his Mountaineer debut and earned the start at Pitt; finished the game with a pair of assisted stops
- East-West Shrine Bowl Watch List
- 2021 All-MVFC Second Team

2022 Game-By-Game

Opponent	UT/AT/TT	TFL	Sacks	FF	FR	Int	PBU
Pitt	0/2/2	0	0	0	0	0	0
Kansas							
Towson							
Virginia Tech							
Texas							
Baylor							
Texas Tech							
TCU							
Iowa St.							
Oklahoma							
Kansas St.							
Oklahoma St.							
Totals	**0/2/2**	**0**	**0**	**0**	**0**	**0**	**0**

Cox's Defensive Statistics

Year	GP	T/A/TT	TFL	Sacks	INT	PB	FF	FR
2022	1	0/2/2	0	0	0	0	0	0

LB, 6-2, 220, R-So.
Penn State
Oak Park, Mich.

5 LANCE DIXON

- Has played in 11 career games, with five starts
- Has one 10-plus tackle game in his WVU career
- Made five stops at Pitt
- Preseason All-Big 12 Third Team (Phil Steele)

2022 Game-By-Game

Opponent	UT/AT/TT	TFL	Sacks	FF	FR	Int	PBU
Pitt	2/3/5	0	0	0	0	0	0
Kansas							
Towson							
Virginia Tech							
Texas							
Baylor							
Texas Tech							
TCU							
Iowa St.							
Oklahoma							
Kansas St.							
Oklahoma St.							
Totals	**2/3/5**	**0**	**0**	**0**	**0**	**0**	**0**

Dixon's Defensive Statistics

Year	GP	T/A/TT	TFL	Sacks	INT	PB	FF	FR
2022	1	2/3/5	0	0	0	0	0	0
2021	10	24/12/36	1/1	0	0	1	0	0
Totals	**11**	**26/15/41**	**1/1**	**0**	**0**	**1**	**0**	**0**

S, 6-0, 194, R-Jr.
Murray State
Louisville, Ky.

24 MARCIS FLOYD

- Transferred to WVU after four seasons at Murray State
- Played in 34 games at MSU, totaling 104 tackles (69 solo), seven INTs and 20 PBUs
- Returned two interceptions for TDs at Murray State
- Made his Mountaineer debut and his first WVU start at Pitt; tallied six tackles (four solo) against the Panthers

2022 Game-By-Game

Opponent	UT/AT/TT	TFL	Sacks	FF	FR	Int	PBU
Pitt	4/2/6	0	0	0	0	0	0
Kansas							
Towson							
Virginia Tech							
Texas							
Baylor							
Texas Tech							
TCU							
Iowa St.							
Oklahoma							
Kansas St.							
Oklahoma St.							
Totals	**4/2/6**	**0**	**0**	**0**	**0**	**0**	**0**

Floyd's Defensive Statistics

Year	GP	T/A/TT	TFL	Sacks	INT	PB	FF	FR
2022	1	4/2/6	0	0	0	0	0	0

DL, 6-3, 310, Jr.
Navarre
Navarre, Fla.

95 JORDAN JEFFERSON

- Has played in 31 career games, with six starts
- Made two stops, including a share of a TFL, at Pitt
- Preseason All-Big 12 Fourth Team (Athlon Sports)

2022 Game-By-Game

Opponent	UT/AT/TT	TFL	Sacks	FF	FR	Int	PBU
Pitt	1/1/2	0.5/0	0	0	0	0	0
Kansas							
Towson							
Virginia Tech							
Texas							
Baylor							
Texas Tech							
TCU							
Iowa St.							
Oklahoma							
Kansas St.							
Oklahoma St.							
Totals	**1/1/2**	**0.5/0**	**0**	**0**	**0**	**0**	**0**

Jefferson's Defensive Statistics

Year	GP	T/A/TT	TFL	Sacks	INT	PB	FF	FR
2022	1	1/1/2	0.5/0	0	0	0	0	0
2021	13	7/10/17	4/9	0.5/3	0	1	0	0
2020	6	0/1/1	0	0	0	0	0	0
2019	11	3/2/5	1/1	0	0	1	0	1
Totals	**31**	**11/14/25**	**5.5/10**	**0.5/3**	**0**	**2**	**0**	**1**



LB, 6-1, 230, Jr.
East Mississippi CC
Winston-Salem, N.C.

8 LEE KPOGBA

- Transferred to WVU after spending the 2021 season at East Mississippi CC
- Tallied 84 tackles (34 solo), two sacks, 5.5 TFL, an interception, a fumble recovery and a PBU last year
- Also spent the 2019 and 2020 seasons at Syracuse
- Made his Mountaineer debut and started at Pitt
- Led the team with a career-high 10 tackles and a fumble recovery against the Panthers
- Ranks No. 1 in the Big 12 and No. 3 nationally in fumbles recovered (1)

2022 Game-By-Game

Opponent	UT/AT/TT	TFL	Sacks	FF	FR	Int	PBU
Pitt	5/5/10	0	0	0	1	0	0
Kansas							
Towson							
Virginia Tech							
Texas							
Baylor							
Texas Tech							
TCU							
Iowa St.							
Oklahoma							
Kansas St.							
Oklahoma St.							
Totals	**5/5/10**	**0**	**0**	**0**	**1**	**0**	**0**

Kpogba's Defensive Statistics

Year	GP	T/A/TT	TFL	Sacks	INT	PB	FF	FR
2022	1	5/5/10	0	0	0	1	0	0

LB, 6-0, 214, R-Sr.
Greater Johnstown Area
Johnstown, Pa.

6 EXREE LOE

- Has played in 43 career games, with 11 starts
- Made two tackles and tallied a pass breakup at Pitt

2022 Game-By-Game

Opponent	UT/AT/TT	TFL	Sacks	FF	FR	Int	PBU
Pitt	1/1/2	0	0	0	0	0	1
Kansas							
Towson							
Virginia Tech							
Texas							
Baylor							
Texas Tech							
TCU							
Iowa St.							
Oklahoma							
Kansas St.							
Oklahoma St.							
Totals	**1/1/2**	**0**	**0**	**0**	**0**	**0**	**1**

Loe's Defensive Statistics

Year	GP	T/A/TT	TFL	Sacks	INT	PB	FF	FR
2022	1	1/1/2	0	0	0	1	0	0
2021	10	26/12/38	0	0	0	0	1	0
2020	9	27/19/46	2/3	0	0	1	1	0
2019	12	25/15/40	3.5/4	1/6	0	2	0	1
2018	11	5/3/8	3/11	0	0	0	1	2
Totals	**43**	**84/50/134**	**8.5/18**	**1/6**	**0**	**4**	**3**	**3**

SPEAR, 6-1, 194, R-Fr.
Cocoa
Melbourne, Fla.

27 DAVIS MALLINGER

- Has played in five career games; redshirted in 2021
- Made a pair of tackles, including his first career sack, at Pitt

2022 Game-By-Game

Opponent	UT/AT/TT	TFL	Sacks	FF	FR	Int	PBU
Pitt	2/0/2	1.0/3	1.0/3	0	0	0	0
Kansas							
Towson							
Virginia Tech							
Texas							
Baylor							
Texas Tech							
TCU							
Iowa St.							
Oklahoma							
Kansas St.							
Oklahoma St.							
Totals	**2/0/2**	**1.0/3**	**1.0/3**	**0**	**0**	**0**	**0**

Mallinger's Defensive Statistics

Year	GP	T/A/TT	TFL	Sacks	INT	PB	FF	FR
2022	1	2/0/2	1.0/3	1.0/3	0	0	0	0
2021	4	2/0/2	0	0	0	0	0	0
Totals	**5**	**4/0/4**	**1.0/3**	**1.0/3**	**0**	**0**	**0**	**0**

DL, 6-5, 288, So.
Bluefield
Bluefield, W.Va.

91 SEAN MARTIN

- Has played in 19 career games
- Finished with two stops, including the first sack of his career, at Pitt

2022 Game-By-Game

Opponent	UT/AT/TT	TFL	Sacks	FF	FR	Int	PBU
Pitt	2/0/2	1.0/6	1.0/6	0	0	0	0
Kansas							
Towson							
Virginia Tech							
Texas							
Baylor							
Texas Tech							
TCU							
Iowa St.							
Oklahoma							
Kansas St.							
Oklahoma St.							
Totals	**2/0/2**	**1.0/6**	**1.0/6**	**0**	**0**	**0**	**0**

Martin's Defensive Statistics

Year	GP	T/A/TT	TFL	Sacks	INT	PB	FF	FR
2022	1	2/0/2	1.0/6	1.0/6	0	0	0	0
2021	13	5/11/16	0	0	0	0	0	0
2020	5	0/0/0	0	0	0	0	0	0
Totals	**19**	**7/11/18**	**1.0/6**	**1.0/6**	**0**	**0**	**0**	**0**

CB, 5-11, 200, R-Sr.
JMU
Silver Spring, Md.

11 WESLEY MCCORMICK

- Transferred to WVU after five seasons at James Madison
- Redshirted in 2021, after playing in one game
- Finished his JMU career with 68 tackles (50 solo), three interceptions, nine PBUs and one forced fumble
- Made his Mountaineer debut at Pitt, tallying two tackles and a pass breakup

2022 Game-By-Game

Opponent	UT/AT/TT	TFL	Sacks	FF	FR	Int	PBU
Pitt	1/1/2	0	0	0	0	0	1
Kansas							
Towson							
Virginia Tech							
Texas							
Baylor							
Texas Tech							
TCU							
Iowa St.							
Oklahoma							
Kansas St.							
Oklahoma St.							
Totals	**1/1/2**	**0**	**0**	**0**	**0**	**0**	**1**

McCormick's Defensive Statistics

Year	GP	T/A/TT	TFL	Sacks	INT	PB	FF	FR
2022	1	1/1/2	0	0	0	1	0	0

S, 6-1, 210, R-So.
Jones County JC
Friendship, Miss.

13 HERSHEY MCLAURIN

- Transferred to WVU after two seasons at Jones County JC
- Tallied 57 tackles and seven INTs across those two seasons
- Made his Mountaineer debut at Pitt; finished the game with a pair of tackles

2022 Game-By-Game

Opponent	UT/AT/TT	TFL	Sacks	FF	FR	Int	PBU
Pitt	2/0/2	0	0	0	0	0	0
Kansas							
Towson							
Virginia Tech							
Texas							
Baylor							
Texas Tech							
TCU							
Iowa St.							
Oklahoma							
Kansas St.							
Oklahoma St.							
Totals	**2/0/2**	**0**	**0**	**0**	**0**	**0**	**0**

McLaurin's Defensive Statistics

Year	GP	T/A/TT	TFL	Sacks	INT	PB	FF	FR
2022	1	2/0/2	0	0	0	0	0	0

DL, 6-4, 290, S-Sr.
Fairmont Senior
Fairmont, W.Va.

55 DANTE STILLS

- Has played in 48 career games, including 26 starts
- Tallied six tackles, including two TFLs (1.5 sacks), and a forced fumble at Pitt
- Preseason All-America Second Team (Lindy's, Phil Steele)
- Preseason All-America Third Team (Athlon Sports)
- Preseason 2022 All-Big First Team (Big 12 Media, Lindy's, Athlon Sports, Phil Steele)
- Bronco Nagurski Trophy Watch List
- Chuck Bednarik Award Watch List
- Lombardi Award Watch List
- Outland Trophy Watch List
- Reese's Senior Bowl Watch List
- East-West Shrine Bowl Watch List
- 2021 All-Big 12 First Team (AP, Coaches, Phil Steele)
- Team leader in career sacks (20.5) and TFLs (45.5)
- Sits No. 2 in program history in career TFLs (45.5) and tied for No. 6 in sacks (20.5)

2022 Game-By-Game

Opponent	UT/AT/TT	TFL	Sacks	FF	FR	Int	PBU
Pitt	2/4/6	2.0/18	1.5/17	1	0	0	0
Kansas							
Towson							
Virginia Tech							
Texas							
Baylor							
Texas Tech							
TCU							
Iowa St.							
Oklahoma							
Kansas St.							
Oklahoma St.							
Totals	**2/4/6**	**2.0/18**	**1.5/17**	**1**	**0**	**0**	**0**

Stills' Defensive Statistics

Year	GP	T/A/TT	TFL	Sacks	INT	PB	FF	FR
2022	1	2/4/6	2.0/18	1.5/17	0	0	1	0
2021	13	29/7/36	15/70	7/52	1	1	1	0
2020	10	15/20/35	10.5/42	2/17	0	2	0	1
2019	12	14/10/24	11.5/59	7/49	0	1	1	0
2018	12	13/3/16	6.5/35	3/24	0	0	2	0
Totals	**48**	**73/44/187**	**45.5/224**	**20.5/159**	**1**	**4**	**5**	**1**

DL, 6-2, 278, R-So.
Indian Hill
Cincinnati, Ohio

52 JALEN THORNTON

- Has played in 22 career games

2022 Game-By-Game

Opponent	UT/AT/TT	TFL	Sacks	FF	FR	Int	PBU
Pitt			DNP				
Kansas							
Towson							
Virginia Tech							
Texas							
Baylor							
Texas Tech							
TCU							
Iowa St.							
Oklahoma							
Kansas St.							
Oklahoma St.							
Totals	**0/0/0**	**0**	**0**	**0**	**0**	**0**	**0**

Thornton's Defensive Statistics

Year	GP	T/A/TT	TFL	Sacks	INT	PB	FF	FR
2022	0	0/0/0	0	0	0	0	0	0
2021	12	3/0/3	0	0	0	0	0	0
2020	10	0/5/5	0	0	0	0	0	0
Totals	**22**	**3/5/8**	**0**	**0**	**0**	**0**	**0**	**0**

DL, 6-3, 281, So.
French Finnish School of Helsinki
Helsinki, Finland

96 EDWARD VESTERINEN

- Has played in nine career games

2022 Game-By-Game

Opponent	UT/AT/TT	TFL	Sacks	FF	FR	Int	PBU
Pitt	0/1/1	0	0	0	0	0	0
Kansas							
Towson							
Virginia Tech							
Texas							
Baylor							
Texas Tech							
TCU							
Iowa St.							
Oklahoma							
Kansas St.							
Oklahoma St.							
Totals	**0/1/1**	**0**	**0**	**0**	**0**	**0**	**0**

Vesterinen's Defensive Statistics

Year	GP	T/A/TT	TFL	Sacks	INT	PB	FF	FR
2022	1	0/1/1	0	0	0	0	0	0
2021	8	1/6/7	0.5/1	0.5/1	0	0	0	0
Totals	**9**	**1/7/8**	**0.5/1**	**0.5/1**	**0**	**0**	**0**	**0**

CB, 6-2, 178, R-Fr.
Massillon Washington
Massillon, Ohio

20 ANDREW WILSON-LAMP

- Has played in five career games

2022 Game-By-Game

Opponent	UT/AT/TT	TFL	Sacks	FF	FR	Int	PBU
Pitt	0/0/0	0	0	0	0	0	0
Kansas							
Towson							
Virginia Tech							
Texas							
Baylor							
Texas Tech							
TCU							
Iowa St.							
Oklahoma							
Kansas St.							
Oklahoma St.							
Totals	**0/0/0**	**0**	**0**	**0**	**0**	**0**	**0**

Wilson-Lamp's Defensive Statistics

Year	GP	T/A/TT	TFL	Sacks	INT	PB	FF	FR
2022	1	0/0/0	0	0	0	0	0	0
2021	4	1/0/1	0	0	0	0	0	0
Totals	**5**	**1/0/1**	**0**	**0**	**0**	**0**	**0**	**0**

CB, 5-11, 193, S-So.
Illinois State
Dallas, Texas

9 CHARLES WOODS

- Has played in 12 career games at WVU with five starts
- Preseason All-Big 12 First Team (Big 12 Media)
- Preseason All-Big 12 Second Team (Lindy's)
- Preseason All-Big 12 Third Team (Athlon Sports)
- Preseason All-Big 12 Fourth Team (Phil Steele)
- Bronco Nagurski Trophy Watch List
- East-West Shrine Bowl Watch List

2022 Game-By-Game

Opponent	UT/AT/TT	TFL	Sacks	FF	FR	Int	PBU
Pitt	0/0/0	0	0	0	0	0	0
Kansas							
Towson							
Virginia Tech							
Texas							
Baylor							
Texas Tech							
TCU							
Iowa St.							
Oklahoma							
Kansas St.							
Oklahoma St.							
Totals	**0/0/0**	**0**	**0**	**0**	**0**	**0**	**0**

Woods' Defensive Statistics

Year	GP	T/A/TT	TFL	Sacks	INT	PB	FF	FR
2022	1	0/0/0	0	0	0	0	0	0
2021	11	23/8/31	2/4	0	2	6	0	2
Totals	**12**	**23/8/31**	**2/4**	**0**	**2**	**6**	**0**	**2**

K, 6-2, 216, R-Sr.
Florida State
Indian Lake, Ohio

37 PARKER GROTHAUS

- Transferred to WVU after four seasons at Florida State
- Made 4-of-7 FGs (.571) at FSU, with a long of 53 yards and was 19-of-20 (.833) on PATs in 2021
- Averaged 63.4 yards on five kickoffs (317 yards) and tallied two touchbacks at Pitt

2022 Game-By-Game

Opponent	FGM/FGA	Pct.	Long	XP/XPA	Pts
Pitt	0/0	.000	0	0/0	0
Kansas					
Towson					
Virginia Tech					
Texas					
Baylor					
Texas Tech					
TCU					
Iowa St.					
Oklahoma					
Kansas St.					
Oklahoma St.					
Totals	**0/0**	**.000**	**0**	**0/0**	**0**

Grothaus' Field Goal Statistics

Year	FG/A	Pct.	1/29	30/39	40/49	50+	LG
2022	0/0	.000	0/0	0/0	0/0	0/0	0

Grothaus' Kickoff Statistics

Year	Kickoffs	Yards	Avg.	TB
2022	5	317	63.4	2

PR/KR, 6-0, 182, R-Jr.
Richmond Hill
Richmond Hill, Ga.

13 SAM JAMES

- Has played in 39 career games, with 21 starts
- Reese's Senior Bowl Watch List
- East-West Shrine Bowl Watch List
- Preseason All-Big 12 Fourth Team (Athlon Sports, Phil Steele)

2022 Game-By-Game Punt Returns

Opponent	No.	Yards	Avg.	TDs	Long
Pitt	0	0	0	0	0
Kansas					
Towson					
Virginia Tech					
Texas					
Baylor					
Texas Tech					
TCU					
Iowa St.					
Oklahoma					
Kansas St.					
Oklahoma St.					
Totals	**0**	**0**	**0**	**0**	**0**

2022 Game-By-Game Kickoff Returns

Opponent	No.	Yards	Avg.	TDs	Long
Pitt	1	19	19.0	0	19
Kansas					
Towson					
Virginia Tech					
Texas					
Baylor					
Texas Tech					
TCU					
Iowa St.					
Oklahoma					
Kansas St.					
Oklahoma St.					
Totals	**1**	**19**	**19.0**	**0**	**19**

James' Punt Return Statistics

Year	Games	No.	Yards	Avg.	TD	Long
2022	1	0	0	0	0	0
2021	13	1	-2	-2.0	0	0
2020	9	0	0	0	0	0
2019	12	0	0	0	0	0
2018	4	0	0	0	0	0
Totals	**39**	**1**	**-2**	**-2.0**	**0**	**0**

James' Kickoff Return Statistics

Year	Games	No.	Yards	Avg.	TD	Long
2022	1	1	19	19.0	0	19
2021	13	0	0	0	0	0
2020	9	0	0	0	0	0
2019	12	15	273	18.2	0	30
2018	4	0	0	0	0	0
Totals	**39**	**16**	**292**	**18.3**	**0**	**30**

K, 6-4, 216, R-Jr.
Cross Lanes Christian
Charleston, W.Va.

48 CASEY LEGG

- Has played in 26 career games
- Has eight career multi-field goal games
- Converted a 24-yard attempt at Pitt
- Lou Groza Award Watch List
- Preseason All-Big 12 First Team (Media, Athlon Sports)
- Preseason All-Big 12 Second Team (Phil Steele)
- Ranks No. 8 in program history in field goals made (27)

2022 Game-By-Game

Opponent	FGM/FGA	Pct.	Long	XP/XPA	Pts
Pitt	1/1	1.000	24	4/4	7
Kansas					
Towson					
Virginia Tech					
Texas					
Baylor					
Texas Tech					
TCU					
Iowa St.					
Oklahoma					
Kansas St.					
Oklahoma St.					
Totals	**1/1**	**1.000**	**24**	**4/4**	**7**

2022 Field Goal Sequence

Pitt	(24)
Kansas	
Towson	
Virginia Tech	
Texas	
Baylor	
Texas Tech	
TCU	
Iowa St.	
Oklahoma	
Kansas St.	
Oklahoma St.	

Made FGs in (x)

Legg's Field Goal Statistics

Year	FG/A	Pct.	1/29	30/39	40/49	50+	LG
2022	1/1	1.000	1/1	0/0	0/0	0/0	24
2021	19/23	.826	8/8	7/8	4/7	0/0	49
2020	5/7	.714	2/2	1/1	2/4	0/0	45
2019	2/4	.500	0/0	1/2	0/1	1/1	51
2018	0/0	.000	0/0	0/0	0/0	0/0	0
Totals	**27/35**	**.771**	**11/11**	**9/11**	**6/12**	**1/1**	**51**

P, 6-0, 187, R-So.
Bishop Guilfoyle
Altoona, Pa.

40 KOLTON MCGHEE

- Has played in six career games

2022 Game-By-Game

Opponent	Punts	Yds.	Avg.	Lg.	TB	FC	50+	I-20
Pitt				DNP				
Kansas								
Towson								
Virginia Tech								
Texas								
Baylor								
Texas Tech								
TCU								
Iowa St.								
Oklahoma								
Kansas St.								
Oklahoma St.								
Totals	**0**	**0**	**0**	**0**	**0**	**0**	**0**	**0**

McGhee's Punting Statistics

Year	Punts	Yards	Avg.	Long	TB	FC	50+	I-20
2022	0	0	0	0	0	0	0	0
2021	0	0	0	0	0	0	0	0
2020	9	357	39.7	51	0	5	1	4
Totals	**9**	**357**	**39.7**	**51**	**0**	**5**	**1**	**4**

McGhee's Kickoff Statistics

Year	Kickoffs	Yards	Avg.	TB
2022	0	0	0	0
2021	5	314	62.8	3
2020	0	0	0	0
Totals	**5**	**314**	**62.8**	**3**

PR/KR, 5-10, 187, So.
Boyle County
Danville, Ky.

15 REESE SMITH

- Has played in 24 career games, with three starts

2022 Game-By-Game Punt Returns

Opponent	No.	Yards	Avg.	TDs	Long
Pitt	1	11	11.0	0	11
Kansas					
Towson					
Virginia Tech					
Texas					
Baylor					
Texas Tech					
TCU					
Iowa St.					
Oklahoma					
Kansas St.					
Oklahoma St.					
Totals	**1**	**11**	**11.0**	**0**	**11**

2022 Game-By-Game Kickoff Returns

Opponent	No.	Yards	Avg.	TDs	Long
Pitt	1	12	12.0	0	12
Kansas					
Towson					
Virginia Tech					
Texas					
Baylor					
Texas Tech					
TCU					
Iowa St.					
Oklahoma					
Kansas St.					
Oklahoma St.					
Totals	**1**	**12**	**12.0**	**0**	**12**

Smith's Punt Return Statistics

Year	Games	No.	Yards	Avg.	TD	Long
2022	1	1	11	11.0	0	11
2021	13	0	0	0	0	0
2020	10	0	0	0	0	0
Totals	**24**	**1**	**11**	**11.0**	**0**	**11**

Smith's Kickoff Return Statistics

Year	Games	No.	Yards	Avg.	TD	Long
2022	1	1	12	12.0	0	12
2021	13	0	0	0	0	0
2020	10	0	0	0	0	0
Totals	**24**	**1**	**12**	**12.0**	**0**	**12**



P, 6-2, 214, Fr.
Mentone Grammar School
Melbourne, Australia

41 OLIVER STRAW

- Enrolled at WVU in January 2022
- Made his Mountaineer debut at Pitt; averaged 41.2 yards on six punts (247 yards) and placed three inside the 20-yard line

2022 Game-By-Game

Opponent	Punts	Yds.	Avg.	Lg.	TB	FC	50+	I-20
Pitt	6	247	41.2	48	0	4	0	3
Kansas								
Towson								
Virginia Tech								
Texas								
Baylor								
Texas Tech								
TCU								
Iowa St.								
Oklahoma								
Kansas St.								
Oklahoma St.								
Totals	**6**	**247**	**41.2**	**48**	**0**	**4**	**0**	**3**

Straw's Punting Statistics

Year	Punts	Yards	Avg.	Long	TB	FC	50+	I-20
2022	6	247	41.2	48	0	4	0	3

	Date	Opponent		Score	Overall	Conf	Time	Attend
	09/01/2022	at Pittsburgh	L	31-38	0-1	0-0	4:07	70622

		First Downs				Rushing	Passing		Total Offense	Return	Turn-
Opponent	Score	Total	Rush	Pass	Pen	Number-Yards	Comp-Att.-Int	Yards	Plays-Yards	Yards	Overs
Pittsburgh	31-38	23 / 19	7 / 7	11 / 11	5 / 1	33-190 / 38-76	23-40-1 / 16-24-0	214 / 308	73-404 / 62-384	56 / 102	2 / 1
Totals	**31-38**	**23 / 19**	**7 / 7**	**11 / 11**	**5 / 1**	**33-190 / 38-76**	**23-40-1 / 16-24-0**	**214 / 308**	**73-404 / 62-384**	**56 / 102**	**2 / 1**

Team Statistics

	WVU	OPP
Scoring	**31**	**38**
Points per game	31.0	38.0
Points Off Turnovers	0	14
First Downs	**23**	**19**
Rushing	7	7
Passing	11	11
Penalty	5	1
Rushing Yardage	**190**	**76**
Yards gained rushing	219	118
Yards lost rushing	29	42
Rushing attempts	33	38
Average per rush	5.8	2.0
Average per game	190.0	76.0
TDs Rushing	2	3
Passing Yardage	**214**	**308**
Comp-Att-Int	23-40-1	16-24-0
Average per pass	5.4	12.8
Average per catch	9.3	19.3
Average per game	214.0	308.0
TDs Passing	2	1
Total offense	**404**	**384**
Total plays	73	62
Average per play	5.5	6.2
Average per game	404.0	384.0
Kick returns: #-Yards	**2-31**	**2-43**
Punt returns: #-Yards	**2-25**	**1-3**
Int returns: #-Yards	**0-0**	**1-56**
Kick return average	**15.5**	**21.5**
Punt return average	**12.5**	**3.0**
Int return average	**0.0**	**56.0**
Fumbles-Lost	**3-1**	**2-1**
Penalties-Yards	**11-72**	**8-76**
Average per game	72.0	76.0
Punts-Yards	**6-247**	**6-214**
Average per punt	41.2	35.7
Net punt average	40.7	33.8
Kickoffs-Yards	**5-317**	**7-410**
Average per kick	63.4	58.6
Net kick average	40.2	40.0
Time of possession / game	**27:29**	**32:31**
3rd-down conversion	**8/16**	**5/12**
3rd-down pct	50%	42%
4rd-down conversion	**0/1**	**0/0**

	WVU	OPP
4rd-down pct	0%	0%
Sacks by-Yards	**5-39**	**3-22**
Misc Yards	**0**	**0**
Touchdowns scored	**4**	**5**
Field goals - attempts	**1-1**	**1-1**
On-Side kicks	**0-0**	**0-0**
Red-zone scores	**(5-5) 100%**	**(3-3) 100%**
Red-zone touchdowns	**(4-5) 80%**	**(3-3) 100%**
PAT-attempts	**(4-4) 100%**	**(5-5) 100%**
2-point conversion-attempts	**(0-0) 0%**	**(0-0) 0%**
Attendance	**0**	**70622**
Games / Avg per game	0/0	1/70622
Neutral site games	-	0/0

Score by Periods

Team	1st	2nd	3rd	4th	OT	TOT
West Virginia	0	10	7	14	0	31
Opponents	3	7	14	14	0	38

Rushing

Player	gp	att	gain	loss	net	avg	td	lg	avg/g
Tony Mathis	1	16	76	5	71	4.4	0	23	71.0
CJ Donaldson	1	7	125	0	125	17.9	1	44	125.0
JT Daniels	1	5	1	24	-23	-4.6	1	1	-23.0
Justin Johnson Jr.	1	4	12	0	12	3.0	0	6	12.0
Garrett Greene	1	1	5	0	5	5.0	0	5	5.0
Total	**1**	**33**	**219**	**29**	**190**	**5.8**	**2**	**44**	**190.0**
Opponents	**1**	**38**	**118**	**42**	**76**	**2.0**	**3**	**14**	**76.0**

Passing

Player	gp	effic	comp-att-int	pct	yds	td	lg	avg/g
JT Daniels	1	113.9	23-40-1	57.5	214	2	32	214.0
Total	**1**	**113.9**	**23-40-1**	**57.5**	**214**	**2**	**32**	**214.0**
Opponents	**1**	**188.2**	**16-24-0**	**66.7**	**308**	**1**	**64**	**308.0**

Receiving

Player	gp	no.	yds	avg	td	lg	avg/g
Bryce Ford-Wheaton	1	9	97	10.8	2	22	97.0
Sam James	1	5	50	10.0	0	21	50.0
Tony Mathis	1	2	-7	-3.5	0	0	-7.0
Reese Smith	1	2	10	5.0	0	9	10.0
Kaden Prather	1	2	21	10.5	0	23	21.0
Justin Johnson Jr.	1	2	11	5.5	0	6	11.0
Mike O'Laughlin	1	1	32	32.0	0	32	32.0
Total	**1**	**23**	**214**	**9.3**	**2**	**32**	**214.0**
Opponents	**1**	**16**	**308**	**19.3**	**1**	**64**	**308.0**

Punt Returns

Player	no.	yds	avg	td	lg
Reese Smith	1	11	11.0	0	11
Hershey McLaurin	1	14	14.0	0	14
Total	**2**	**25**	**12.5**	**0**	**14**
Opponents	**1**	**3**	**3.0**	**0**	**3**

Interceptions

Player	no.	yds	avg	td	lg
Total	**0**	**0**	**0.0**	**0**	**0**
Opponents	**1**	**56**	**56.0**	**1**	**56**

Kick Returns

Player	no.	yds	avg	td	lg
Sam James	1	19	19.0	0	19
Reese Smith	1	12	12.0	0	12
Total	**2**	**31**	**15.5**	**0**	**19**
Opponents	**2**	**43**	**21.5**	**0**	**23**

Fumble Returns

Player	no.	yds	avg	td	lg
Lee Kpogba	1	0	0.0	0	0
Total	**1**	**0**	**0.0**	**0**	**0**
Opponents	**1**	**0**	**0.0**	**0**	**0**

Scoring

			PAT						
Player	**td**	**fg**	**kick**	**rush**	**rcv**	**pass**	**dxp**	**saf**	**pts**
Bryce Ford-Wheaton	2	-	-	-	-	-	-	-	12
Casey Legg	-	1-1	4-4	-	-	-	-	-	7
JT Daniels	1	-	-	-	-	-	-	-	6
CJ Donaldson	1	-	-	-	-	-	-	-	6
Total	**4**	**1-1**	**4-4**	**0**	**0**	**0**	**0**	**0**	**31**
Opponents	**5**	**1-1**	**5-5**	**0**	**0**	**0**	**0**	**0**	**38**

Total Offense

Player	g	plays	rush	pass	total	avg/g
JT Daniels	1	45	-23	214	191	191.0
CJ Donaldson	1	7	125	0	125	125.0
Tony Mathis	1	16	71	0	71	71.0
Justin Johnson Jr.	1	4	12	0	12	12.0
Garrett Greene	1	1	5	0	5	5.0
Total	**1**	**73**	**190**	**214**	**404**	**404.0**
Opponents	**1**	**62**	**76**	**308**	**384**	**384.0**

Field Goals

Player	fg	pct.	01-19	20-29	30-39	40-49	50-99	lg	blk
Casey Legg	1-1	100.0	0-0	1-1	0-0	0-0	0-0	24	0
Opponents	**1-1**	**100.0**	**0-0**	**0-0**	**0-0**	**1-1**	**0-0**	**42**	**0**

Punting

Player	no.	yds	avg	lg	tb	fc	i20	50+	blk
Oliver Straw	6	247	41.2	48	0	4	3	0	0
Total	**6**	**247**	**41.2**	**48**	**0**	**4**	**3**	**0**	**0**
Opponents	**6**	**214**	**35.7**	**53**	**0**	**2**	**2**	**1**	**1**

FG Sequence

Team Name	West Virginia	Opponents
Pittsburgh	(24)	(42)

Numbers in (parentheses) indicate field goal was made

Kickoffs

Player	no.	yds	avg	tb	ob	retn	net	ydln
Parker Grothaus	5	317	63.4	2	0			
Total	**5**	**317**	**63.4**	**2**	**0**	**2**	**40.2**	**24**
Opponents	**7**	**410**	**58.6**	**3**	**0**	**2**	**40**	**25**

All Purpose

Player	g	rush	rcv	pr	kr	ir	total	avg/g
CJ Donaldson	1	125	0	0	0	0	125	125.0
Bryce Ford-Wheaton	1	0	97	0	0	0	97	97.0
Sam James	1	0	50	0	19	0	69	69.0
Tony Mathis	1	71	-7	0	0	0	64	64.0
Reese Smith	1	0	10	11	12	0	33	33.0
Mike O'Laughlin	1	0	32	0	0	0	32	32.0
Justin Johnson Jr.	1	12	11	0	0	0	23	23.0
Kaden Prather	1	0	21	0	0	0	21	21.0
Hershey McLaurin	1	0	0	14	0	0	14	14.0
Garrett Greene	1	5	0	0	0	0	5	5.0
JT Daniels	1	-23	0	0	0	0	-23	-23.0
Total	**1**	**190**	**214**	**25**	**31**	**0**	**460**	**460.0**
Opponents	**1**	**76**	**308**	**3**	**43**	**56**	**486**	**486.0**

2022-23 West Virginia Football
Opponents Game-by-Game
All games

Date	Opponent	Rushing				Receiving				Passing				Kick Returns				Punt Returns				tot
		no.	yds	td	lg	no.	yds	td	lg	cmp-att-int	yds	td	lg	no.	yds	td	lg	no.	yds	td	lg	off
09/01/2022	at Pittsburgh	38	76	3	14	16	308	1	64	16-24-0	308	1	64	2	43	0	23	1	3	0	3	384
Opponents		**38**	**76**	**3**	**14**	**16**	**308**	**1**	**64**	**16-24-0**	**308**	**1**	**64**	**2**	**43**	**0**	**23**	**1**	**3**	**0**	**3**	**384**
West Virginia		**33**	**190**	**2**	**44**	**23**	**214**	**2**	**32**	**23-40-1**	**214**	**2**	**32**	**2**	**31**	**0**	**19**	**2**	**25**	**0**	**14**	**404**

Opponents Averages

Games	Avg/ rush	Avg/ catch	Pass effic	KR avg	PR avg	All purpose avg/game	Total offense avg/game
1	2.0	19.3	188.2	21.5	3.0	486.0	384.0

Date	Opponent	Tackles				Sacks	Fumble		Pass Defense			blkd	PAT attempts			off		
		ua	a	total	tfl-yds	no-yds	ff	fr-yds	int-yds	qbh	brup	kick	kick	rush	rcv	saf	t/o	pts
09/01/2022	at Pittsburgh	36	40	76	8.0-38	3-22	2	1-0	1-56	8	10	0	5-5	0	0	0	14	38
Opponents		**36**	**40**	**76**	**8.0-38**	**3-22**	**2**	**1-0**	**1-56**	**8**	**10**	**0**	**5-5**	**0**	**0**	**0**	**14**	**38**
West Virginia		**33**	**28**	**61**	**6.0-40**	**5-39**	**1**	**1-0**	**0-0**	**3**	**3**	**1**	**4-4**	**0**	**0**	**0**	**0**	**31**

Date	Opponent	Punting									Field Goals			Kickoffs				
		no.	yds	avg	long	blkd	tb	fc	50+	i20	md-att	long	blkd	no.	yds	avg	tb	ob
09/01/2022	at Pittsburgh	6	214	35.7	53	1	0	2	1	2	1-1	42	0	7	410	58.6	3	0
Opponents		**6**	**214**	**35.7**	**53**	**1**	**0**	**2**	**1**	**2**	**1-1**	**42**	**0**	**7**	**410**	**58.6**	**3**	**0**
West Virginia		**6**	**247**	**41.2**	**48**	**0**	**0**	**4**	**0**	**3**	**1-1**	**24**	**0**	**5**	**317**	**63.4**	**2**	**0**

2022-23 West Virginia Football
Team Game-by-Game
All games

Date	Opponent	Rushing				Receiving				Passing				Kick Returns				Punt Returns				tot
		no.	yds	td	lg	no.	yds	td	lg	cmp-att-int	yds	td	lg	no.	yds	td	lg	no.	yds	td	lg	off
09/01/2022	at Pittsburgh	33	190	2	44	23	214	2	32	23-40-1	214	2	32	2	31	0	19	2	25	0	14	404
West Virginia		**33**	**190**	**2**	**44**	**23**	**214**	**2**	**32**	**23-40-1**	**214**	**2**	**32**	**2**	**31**	**0**	**19**	**2**	**25**	**0**	**14**	**404**
Opponents		**38**	**76**	**3**	**14**	**16**	**308**	**1**	**64**	**16-24-0**	**308**	**1**	**64**	**2**	**43**	**0**	**23**	**1**	**3**	**0**	**3**	**384**

West Virginia Averages

Games	Avg/ rush	Avg/ catch	Pass effic	KR avg	PR avg	All purpose avg/game	Total offense avg/game
1	5.8	9.3	113.9	15.5	12.5	460.0	404.0

Date	Opponent	Tackles				Sacks	Fumble		Pass Defense			blkd	PAT attempts			off		
		ua	a	total	tfl-yds	no-yds	ff	fr-yds	int-yds	qbh	brup	kick	kick	rush	rcv	saf	t/o	pts
09/01/2022	at Pittsburgh	33	28	61	6.0-40	5-39	1	1-0	0-0	3	3	1	4-4	0	0	0	0	31
West Virginia		**33**	**28**	**61**	**6.0-40**	**5-39**	**1**	**1-0**	**0-0**	**3**	**3**	**1**	**4-4**	**0**	**0**	**0**	**0**	**31**
Opponents		**36**	**40**	**76**	**8.0-38**	**3-22**	**2**	**1-0**	**1-56**	**8**	**10**	**0**	**5-5**	**0**	**0**	**0**	**14**	**38**

Date	Opponent	Punting									Field Goals			Kickoffs				
		no.	yds	avg	long	blkd	tb	fc	50+	i20	md-att	long	blkd	no.	yds	avg	tb	ob
09/01/2022	at Pittsburgh	6	247	41.2	48	0	0	4	0	3	1-1	24	0	5	317	63.4	2	0
West Virginia		**6**	**247**	**41.2**	**48**	**0**	**0**	**4**	**0**	**3**	**1-1**	**24**	**0**	**5**	**317**	**63.4**	**2**	**0**
Opponents		**6**	**214**	**35.7**	**53**	**1**	**0**	**2**	**1**	**2**	**1-1**	**42**	**0**	**7**	**410**	**58.6**	**3**	**0**

2022-23 West Virginia Football
Team Game-by-Game Comparison
All games

Opponent	Score	First Downs				Rushing	Passing		Total Offense	Return	Turn-
		Total	Rush	Pass	Pen	Number-Yards	Comp-Att.-Int	Yards	Plays-Yards	Yards	Overs
Pittsburgh	31-38	23 / 19	7 / 7	11 / 11	5 / 1	33-190 / 38-76	23-40-1 / 16-24-0	214 / 308	73-404 / 62-384	56 / 102	2 / 1
Totals	**31-38**	**23 / 19**	**7 / 7**	**11 / 11**	**5 / 1**	**33-190 / 38-76**	**23-40-1 / 16-24-0**	**214 / 308**	**73-404 / 62-384**	**56 / 102**	**2 / 1**

Opponents	3rd Down Conversion	4th Down Conversion	Time of Possession	TOP Margin	Avg Yds/Rush	Avg Yds/Pass	Avg Yds/Play	Punting Number-Avg	Penalties Number-Yards	Sacks
Pittsburgh	8-16 / 5-12	0-1 / 0-0	27:29 / 32:31	-05:02	5.8 / 2.0	5.4 / 12.8	5.5 / 6.2	6-41.2 / 6-35.7	11-72.0 / 8-76.0	5 / 3
Totals	**8-16 / 5-12**	**0-1 / 0-0**	**27:29 / 32:31**	**-05:02**	**5.8 / 2.0**	**5.4 / 12.8**	**5.5 / 6.2**	**6-41.2 / 6-35.7**	**11-72.0 / 8-76.0**	**5 / 3**

Note: Game totals are displayed in the format TEAM/OPPONENT for each category

2022-23 West Virginia Football
Games Played
All games

##	Player	GP-GS	Pitt
0	Bryce Ford-Wheaton	1/1	START
2	Aubrey Burks	1/1	START
3	Kaden Prather	1/1	START
4	Rashad Ajayi	1/1	START
4	Jeremiah Aaron	0/0	...
5	Lance Dixon	1/1	START
6	Exree Loe	1/0	XXX
6	Garrett Greene	1/0	XXX
7	Jasir Cox	1/1	START
7	Will Crowder	0/0	...
8	Lee Kpogba	1/1	START
8	Nicco Marchiol	0/0	...
9	Charles Woods	1/1	START
10	Jared Bartlett	1/1	START
10	Jarel Williams	0/0	...
11	Wesley McCormick	1/0	XXX
11	Cortez Braham	1/0	XXX
12	Taijh Alston	1/1	START
12	CJ Donaldson	1/0	XXX
13	Sam James	1/1	START
13	Hershey McLaurin	1/0	XXX
14	Malachai Ruffin	1/0	XXX
14	Matt Cavallaro	0/0	...
15	Reese Smith	1/0	XXX
16	Caleb Coleman	0/0	...
16	Jake Robbins	0/0	...
17	Jaylon Shelton	0/0	...
18	JT Daniels	1/1	START
18	Tirek Austin-Cave	0/0	...
19	Graeson Malashevich	1/0	XXX
19	Trey Lathan	0/0	...
20	Andrew Wilson-Lamp	1/0	XXX
24	Tony Mathis	1/1	START
24	Marcis Floyd	1/1	START
25	Saint McLeod	0/0	...
26	Justin Johnson Jr.	1/0	XXX
27	Davis Mallinger	1/0	XXX
28	Jaylen Anderson	0/0	...
28	Jacolby Spells	0/0	...
29	Preston Fox	1/0	XXX
29	Mumu Bin-Wahad	1/0	XXX
30	Naim Muhammad	0/0	...
31	Christion Stokes	0/0	...
32	Raleigh Collins III	0/0	...
33	Jairo Faverus	1/0	XXX
34	Avery Wilcox	0/0	...
35	Aric Burton	0/0	...
36	Marquan Rucker	0/0	...
36	Caden Biser	0/0	...
37	Parker Grothaus	1/0	XXX
38	Macguire Moss	0/0	...
38	Donald Brandel	0/0	...
39	Danny King	0/0	...
40	Kolton McGhee	0/0	...
40	Wil Schoonover	0/0	...
41	Jarrett Lawrence	0/0	...
41	Oliver Straw	1/0	XXX
42	Corbin Page	0/0	...
42	Tyrin Woodby	0/0	...
43	Austin Brinkman	1/0	XXX

##	Player	GP-GS	Pitt
44	Lanell Carr	1/0	XXX
45	Taurus Simmons	1/0	XXX
47	Anthony Del Negro	1/0	XXX
48	Casey Legg	1/0	XXX
48	Gene Townsel	0/0	...
49	Taran Fitzpatrick	0/0	...
50	Brandon Yates	1/0	XXX
52	Jalen Thornton	0/0	...
53	Jordan White	1/1	START
54	Zach Frazier	1/1	START
55	Dante Stills	1/1	START
55	Tomas Rimac	1/0	XXX
56	Derek Berlitz	0/0	...
57	Sullivan Weidman	0/0	...
58	Nick Malone	1/0	XXX
59	Jackson Oxley	0/0	...
62	Tyler Connolly	0/0	...
63	Bryce Biggs	0/0	...
64	Wyatt Milum	1/1	START
65	Donavan Beaver	0/0	...
66	Ja'Quay Hubbard	1/0	XXX
67	Landen Livington	0/0	...
68	Dylan Ray	0/0	...
70	Shawn See	0/0	...
71	Maurice Hamilton	0/0	...
72	Doug Nester	1/1	START
73	Chris Mayo	0/0	...
74	James Gmiter	1/1	START
76	Charlie Katarincic	0/0	...
81	Treylan Davis	1/0	XXX
82	Victor Wikstrom	0/0	...
83	C.J. Cole	0/0	...
84	Hudson Clement	0/0	...
85	Theo Grabill	0/0	...
86	Will Dixon	0/0	...
87	Mike O'Laughlin	1/0	XXX
88	Brian Polendey	1/1	START
89	Nick Maher	0/0	...
91	Sean Martin	1/0	XXX
92	Asani Redwood	0/0	...
93	Mike Lockhart	1/0	XXX
94	Hammond Russell IV	0/0	...
95	Jordan Jefferson	1/1	START
96	Edward Vesterinen	1/0	XXX
97	Brayden Dudley	0/0	...
98	Leighton Bechdel	0/0	...
99	Zeiqui Lawton	0/0	...
99	Ronan Swope	0/0	...

West Virginia Inside Opponent Red-Zone

Date	Opponent		Score	Times In RZ	Times Scored	Total Pts	TDs	Rush TDs	Pass TDs	FGs Made	Failed to score inside RZ FGA	Down	Int	Fumb	Half	Game
09/01/2022	at Pittsburgh	L	31-38	5	5	31	4	2	2	1	1	0	0	0	0	0
	Totals 5 of 5 (100.0%)			**5**	**5**	**31**	**4**	**2**	**2**	**1**	**1**	**0**	**0**	**0**	**0**	**0**

Opponents Inside West Virginia Red-Zone

Date	Opponent		Score	Times In RZ	Times Scored	Total Pts	TDs	Rush TDs	Pass TDs	FGs Made	Failed to score inside RZ FGA	Down	Int	Fumb	Half	Game
09/01/2022	Pittsburgh	L	31-38	3	3	21	3	3	0	0	0	0	0	0	0	0
	Totals 3 of 3 (100.0%)			**3**	**3**	**21**	**3**	**3**	**0**	**0**	**0**	**0**	**0**	**0**	**0**	**0**

3rd-Down Conversions

Date	Opponent		Score	Overall		1st Qtr		2nd Qtr		3rd Qtr		4th Qtr		Overtime	
09/01/2022	at Pittsburgh	L	31-38	8-16	50.0	0-2	0.0	3-5	60.0	3-5	60.0	2-4	50.0	0-0	0.0
	West Virginia			**8-16**	**50.0**	**0-2**	**0.0**	**3-5**	**60.0**	**3-5**	**60.0**	**2-4**	**50.0**	**0-0**	**0.0**
	Opponents			**5-12**	**41.7**	**1-3**	**33.3**	**2-3**	**66.7**	**1-3**	**33.3**	**1-3**	**33.3**	**0-0**	**0.0**

4th-Down Conversions

Date	Opponent		Score	Overall		1st Qtr		2nd Qtr		3rd Qtr		4th Qtr		Overtime	
09/01/2022	at Pittsburgh	L	31-38	0-1	0.0	0-0	0.0	0-0	0.0	0-0	0.0	0-1	0.0	0-0	0.0
	West Virginia			**0-1**	**0.0**	**0-0**	**0.0**	**0-0**	**0.0**	**0-0**	**0.0**	**0-1**	**0.0**	**0-0**	**0.0**
	Opponents			**0-0**	**0.0**	**0-0**	**0.0**	**0-0**	**0.0**	**0-0**	**0.0**	**0-0**	**0.0**	**0-0**	**0.0**

Time of Possession

Date	Opponent		Score	Overall	1st Qtr	2nd Qtr	3rd Qtr	4th Qtr	Overtime
09/01/2022	at Pittsburgh	L	31-38	27:29	05:14	08:01	03:24	10:50	00:00
	West Virginia		**Total**	**27:29**	**05:14**	**08:01**	**03:24**	**10:50**	**00:00**
			Avg.	**27:29**	**05:14**	**08:01**	**03:24**	**10:50**	**00:00**
	Opponents		**Total**	**32:31**	**09:09**	**07:36**	**07:54**	**07:52**	**00:00**
			Avg.	**32:31**	**09:09**	**07:36**	**07:54**	**07:52**	**00:00**